

Average RPI Win: 291		WON-LOST RECORD	WINNING PCT. RANK	LAST 10 GAMES	STRENGTH OF SCHEDULE	OPP. STRENGTH OF SCHEDULE	TEAM RPI	ADJ. RPI	CONF. RPI	ADJ. CONF. RPI
Average RPI Loss: 181										
DIV. I ONLY		15- 12	137	6- 4	330	341	227	227	26	26
DIV. I NON-CONF.		3- 4	203	0- 0	242	349	241	241	25	25
TOTALS		RPI 1-25	RPI 26-50	W-L RECORDS		RPI 51-100	RPI 101-999	RPI 201+		
15- 12	0- 0		0- 0	OVERALL		0- 1	15- 11	14- 5		
8- 3	0- 0		0- 0	HOME		0- 1	8- 2	7- 0		
4- 8	0- 0		0- 0	AWAY		0- 0	4- 1	4- 1		
3- 1	0- 0		0- 0	NEUTRAL		0- 0	3- 1	3- 0		
3- 4	0- 0		0- 0	NON-CONFERENCE		0- 1	3- 3	3- 2		
1- 1	0- 0		0- 0	HOME		0- 1	1- 0	1- 0		
0- 3	0- 0		0- 0	AWAY		0- 0	0- 3	0- 2		
2- 0	0- 0		0- 0	NEUTRAL		0- 0	2- 0	2- 0		
12- 8	0- 0		0- 0	CONFERENCE		0- 0	12- 8	11- 3		
7- 2	0- 0		0- 0	HOME		0- 0	7- 2	6- 0		
4- 5	0- 0		0- 0	AWAY		0- 0	4- 5	4- 3		
1- 1	0- 0		0- 0	NEUTRAL		0- 0	1- 1	1- 0		

RPI 1-25				RPI 26-50				RPI 51-100				RPI 101+				Team's RPI: 227	
RPI	S	Opponent	Score	RPI	S	Opponent	Score	RPI	S	Opponent	Score	RPI	S	Opponent	Score		
								99	H	Rice	56	67	102	A	Lamar University	59	65
												102	H	Lamar University	31	70	
												112	A	SFA	58	59	
												118	H	Central Ark.	50	58	
												176	A	UTEP	49	69	
												179	H	Nicholls St.	76	55	
												179	N	Nicholls St.	59	61	
												221	A	New Mexico St.	61	70	
												231	A	New Orleans	49	66	
												231	H	New Orleans	75	68	
												243	N	Prairie View	72	62	
												244	A	Abilene Christian	59	61	
												244	H	Abilene Christian	70	51	
												278	A	McNeese	64	70	
												278	N	McNeese	75	52	
												297	H	Southeastern La.	56	52	
												307	A	UTRGV	53	56	
												307	H	UTRGV	71	41	
												310	A	Houston Baptist	73	68	
												310	H	Houston Baptist	50	49	
												314	A	Incarnate Word	62	58	
												314	H	Incarnate Word	75	59	
												335	N	Florida A&M	58	55	
												336	A	Sam Houston St.	67	57	
												336	H	Sam Houston St.	62	48	
												337	A	Northwestern St.	62	56	
LAST 12 Division I GAMES:																	
		</															

Non-Div I Games:	Tex. A&M Int'l	53	34	St. Thomas Houston	72	42	McMurry	62	43	Texas Lutheran	87	56	A&M-Corpus Christi
------------------	----------------	----	----	--------------------	----	----	---------	----	----	----------------	----	----	--------------------

■ Loss, ■ Non-Conf, S Site, H Home A Away N Neutral

Average RPI Win:	276	WON-LOST	WINNING	LAST 10	STRENGTH OF	OPP. STRENGTH	TEAM	ADJ.	CONF.	ADJ CONF.
Average RPI Loss:	159	RECORD	PCT. RANK	GAMES	SCHEDULE	OF SCHEDULE	RPI	RPI	RPI	RPI
DIV. I ONLY	12- 14	205	3- 7	287	286	244	244	26	26	
DIV. I NON-CONF.	2- 4	237	0- 0	146	181	228	228	25	25	

TOTALS	RPI 1-25	RPI 26-50	W-L RECORDS	RPI 51-100	RPI 101-999	RPI 201+				
12- 14	0- 0	0- 1	OVERALL	0- 0	12- 13	11- 4				
8- 3	0- 0	0- 1	HOME	0- 0	8- 2	7- 0				
2- 9	0- 0	0- 0	AWAY	0- 0	2- 9	2- 4				
2- 2	0- 0	0- 0	NEUTRAL	0- 0	2- 2	2- 0				
2- 4	0- 0	0- 1	NON-CONFERENCE	0- 0	2- 3	1- 1				
1- 1	0- 0	0- 1	HOME	0- 0	1- 0	0- 0				
0- 2	0- 0	0- 0	AWAY	0- 0	0- 2	0- 1				
1- 1	0- 0	0- 0	NEUTRAL	0- 0	1- 1	1- 0				
10- 10	0- 0	0- 0	CONFERENCE	0- 0	10- 10	10- 3				
7- 2	0- 0	0- 0	HOME	0- 0	7- 2	7- 0				
2- 7	0- 0	0- 0	AWAY	0- 0	2- 7	2- 3				
1- 1	0- 0	0- 0	NEUTRAL	0- 0	1- 1	1- 0				

RPI 1-25				RPI 26-50				RPI 51-100				RPI 101+ Team's RPI: 244			
RPI	S	Opponent	Score	RPI	S	Opponent	Score	RPI	S	Opponent	Score	RPI	S	Opponent	Score
				45	H	FGCU	55 94					102	A	Lamar University	71 77
												112	A	SFA	55 66
												112	H	SFA	52 78
												118	A	Central Ark.	45 63
												118	H	Central Ark.	61 73
												118	N	Central Ark.	41 54
												124	N	Radford	65 71
												133	H	Idaho	82 72
												142	A	Arkansas	65 79
												179	A	Nicholls St.	60 81
												215	A	SMU	44 65
												227	A	A&M-Corpus Christi	51 70
												227	H	A&M-Corpus Christi	61 59
												231	H	New Orleans	80 70
												231	N	New Orleans	88 66
												278	A	McNeese	80 75
												279	N	Old Dominion	74 60
												297	A	Southeastern La.	76 78
												297	H	Southeastern La.	86 80
												310	H	Houston Baptist	80 68
												314	A	Incarnate Word	46 58
												314	H	Incarnate Word	58 56
												336	A	Sam Houston St.	75 72
												336	H	Sam Houston St.	83 65
												337	H	Northwestern St.	80 41
LAST 12 Division I GAMES:															
				118	N	Central Ark.	41 54	297	A	Southeastern La.	76 78				
				231	N	New Orleans	88 66	314	H	Incarnate Word	58 56				
				314	A	Incarnate Word	46 58	179	A	Nicholls St.	60 81				
				112	H	SFA	52 78	336	A	Sam Houston St.	75 72				
				118	H	Central Ark.	61 73	102	A	Lamar University	71 77				
				227	A	A&M-Corpus Christi	51 70	227	H	A&M-Corpus Christi	61 59				

Non-Div I Games: Southwest (NM) 91 47 Schreiner 97 48 Howard Payne 88 46 Midwestern St. 88 67 Abilene Christian

Air ForceA
i
r
F
o
r
c
e

Air Force

Page 3

Average RPI Win:	218	WON-LOST	WINNING	LAST 10	STRENGTH OF	OPP. STRENGTH	TEAM	ADJ.	CONF.	ADJ CONF.
Average RPI Loss:	89	RECORD	PCT. RANK	GAMES	SCHEDULE	OF SCHEDULE	RPI	RPI	RPI	RPI
DIV. I ONLY	8- 21	281	2- 8	81	95	229	229	8	8	
DIV. I NON-CONF.	5- 5	169	0- 0	121	202	180	180	8	8	

TOTALS	RPI 1-25	RPI 26-50	W-L RECORDS	RPI 51-100	RPI 101-999	RPI 201+				
8- 21	0- 4	0- 1	OVERALL	0- 8	8- 8	3- 2				
6- 9	0- 3	0- 1	HOME	0- 2	6- 3	3- 1				
1- 11	0- 1	0- 0	AWAY	0- 5	1- 5	0- 1				
1- 1	0- 0	0- 0	NEUTRAL	0- 1	1- 0	0- 0				
5- 5	0- 1	0- 1	NON-CONFERENCE	0- 3	5- 0	3- 0				
4- 2	0- 1	0- 1	HOME	0- 0	4- 0	3- 0				
0- 2	0- 0	0- 0	AWAY	0- 2	0- 0	0- 0				
1- 1	0- 0	0- 0	NEUTRAL	0- 1	1- 0	0- 0				
3- 16	0- 3	0- 0	CONFERENCE	0- 5	3- 8	0- 2				
2- 7	0- 2	0- 0	HOME	0- 2	2- 3	0- 1				
1- 9	0- 1	0- 0	AWAY	0- 3	1- 5	0- 1				
0- 0	0- 0	0- 0	NEUTRAL	0- 0	0- 0	0- 0				

RPI 1-25				RPI 26-50				RPI 51-100				RPI 101+ Team's RPI: 229			
RPI	S	Opponent	Score	RPI	S	Opponent	Score	RPI	S	Opponent	Score	RPI	S	Opponent	Score
15	H	Central Mich.	86 95	45	H	FGCU	63 82	57	A	Bal I St.	65 97	101	A	Western Mi ch.	60 76
18	H	Maryland	54 75					57	H	Bal I St.	61 74	101	H	Western Mi ch.	51 59
20	A	Buffalo	71 85					62	N	Harvard	63 76	120	A	Ohio	73 85
20	H	Buffalo	66 89					72	A	Duquesne	60 66	120	A	Ohio	67 70
								83	A	Miami (OH)	67 75	120	H	Ohio	62 59
								83	H	Miami (OH)	50 77	148	H	Northern Ill.	61 84
								84	A	Tol edo	54 60	149	A	Kent St.	55 60
								94	A	Bucknel I	52 63	149	H	Kent St.	75 60
												154	H	Youngstown St.	75 58
												169	N	SIUE	59 58
												200	A	Eastern Mich.	77 65
												213	A	Bowling Green	63 84
												213	H	Bowling Green	64 66
												297	H	Southeastern La.	66 54
												315	H	Eastern Ky.	62 45
												343	H	Winthrop	69 43

LAST 12 Division I GAMES:															
120	A	Ohio	73 85	200	A	Eastern Mich.	77 65	148	H	Northern Ill.	61 84	101	A	Western Mi ch.	60 76
120	H	Ohio	62 59	148	H	Northern Ill.	61 84	57	A	Bal I St.	65 97	57	H	Kent St.	75 60
213	A	Bowling Green	63 84	101	A	Western Mi ch.	60 76	149	H	Kent St.	75 60	101	H	Western Mi ch.	51 59
149	A	Kent St.	55 60	57	A	Bal I St.	65 97	101	H	Western Mi ch.	51 59				
83	H	Miami (OH)	50 77												
20	A	Buffalo	71 85												

Non-Div I Games: Ohio Christian 93 33

Akron

Albama

Alabama

Alabama

Average RPI Win:	308	WON-LOST	WINNING	LAST 10	STRENGTH OF	OPP. STRENGTH	TEAM	ADJ.	CONF.	ADJ CONF.
Average RPI Loss:	223	RECORD	PCT. RANK	GAMES	SCHEDULE	OF SCHEDULE	RPI	RPI	RPI	RPI
DIV. I ONLY	11- 18	236	3- 7	346	347	308	308	32	32	
DIV. I NON-CONF.	5- 6	187	0- 0	308	337	240	240	32	32	

TOTALS	RPI 1-25	RPI 26-50	W-L RECORDS	RPI 51-100	RPI 101-999	RPI 201+				
11- 18	0- 0	0- 0	OVERALL	0- 2	11- 16	10- 11				
6- 6	0- 0	0- 0	HOME	0- 0	6- 6	5- 5				
5- 11	0- 0	0- 0	AWAY	0- 0	5- 6	5- 4				
0- 1	0- 0	0- 0	NEUTRAL	0- 0	0- 1	0- 0				
5- 6	0- 0	0- 0	NON-CONFERENCE	0- 2	5- 4	5- 2				
2- 1	0- 0	0- 0	HOME	0- 0	2- 1	2- 1				
3- 4	0- 0	0- 0	AWAY	0- 2	3- 2	3- 1				
0- 1	0- 0	0- 0	NEUTRAL	0- 0	0- 1	0- 0				
6- 12	0- 0	0- 0	CONFERENCE	0- 0	6- 12	5- 9				
4- 5	0- 0	0- 0	HOME	0- 0	4- 5	3- 4				
2- 7	0- 0	0- 0	AWAY	0- 0	2- 7	2- 5				
0- 0	0- 0	0- 0	NEUTRAL	0- 0	0- 0	0- 0				

RPI 1-25				RPI 26-50				RPI 51-100				RPI 101+				Team's RPI: 308	
RPI	S	Opponent	Score	RPI	S	Opponent	Score	RPI	S	Opponent	Score	RPI	S	Opponent	Score		
								74	A	UAB	58	85	137	N	Hartford	47	56
								86	A	Al abama	32	90	166	A	Jacksonville St.	33	49
												186	A	Southern U.	62	77	
												186	H	Southern U.	46	58	
												195	A	Grambl ing	49	78	
												195	H	Grambl ing	71	64	
												232	A	Texas Southern	43	60	
												232	H	Texas Southern	49	55	
												243	A	Prai rie View	73	84	
												243	H	Prai rie View	48	55	
												250	H	Austin Peay	52	55	
												259	A	Lipscomb	50	66	
												293	A	Alcorn	52	57	
												293	H	Alcorn	74	63	
												294	H	Murray St.	71	54	
												296	A	Jackson St.	43	59	
												296	H	Jackson St.	58	68	
												297	A	Southeastern La.	76	74	
												299	A	FIU	58	51	
												317	A	Alabama St.	78	69	
												317	H	Alabama St.	44	55	
												330	A	Tennessee St.	77	75	
												331	A	Ark. -Pine Bluff	48	57	
												331	H	Ark. -Pine Bluff	52	49	
												341	A	Mississippi Val.	57	49	
												341	H	Mississippi Val.	65	48	
												349	H	Evansville	70	56	
LAST 12 Division I GAMES:																	
296	H	Jackson St.	58	68	317	H	Alabama St.	44	55								
195	H	Grambling	71	64	341	A	Mississippi Val.	57	49								
243	A	Prairie View	73	84	331	A	Ark. -Pine Bluff	48	57								
232	A	Texas Southern	43	60	243	H	Prairie View	48	55								
186	H	Southern U.	46	58	232	H	Texas Southern	49	55								
293	H	Alcorn	74	63	186	A	Southern U.	62	77								

Non-Di v I Games:

Al abama A&M

Loss,
Non-Conf,
S Site,
H Home
A Away
N Neutral

Average RPI Win:	299	WON-LOST	WINNING	LAST 10	STRENGTH OF	OPP. STRENGTH	TEAM	ADJ.	CONF.	ADJ CONF.
Average RPI Loss:	196	RECORD	PCT. RANK	GAMES	SCHEDULE	OF SCHEDULE	RPI	RPI	RPI	RPI
DIV. I ONLY	7- 22	299	3- 7	259	342	317	317	32	32	
DIV. I NON-CONF.	1- 9	318	0- 0	42	150	263	263	32	32	

TOTALS	RPI 1-25	RPI 26-50	W-L RECORDS	RPI 51-100	RPI 101-999	RPI 201+				
7- 22	0- 2	0- 0	OVERALL	0- 2	7- 18	6- 11				
5- 7	0- 0	0- 0	HOME	0- 0	5- 7	4- 4				
2- 14	0- 2	0- 0	AWAY	0- 2	2- 10	2- 7				
0- 1	0- 0	0- 0	NEUTRAL	0- 0	0- 1	0- 0				
1- 9	0- 2	0- 0	NON-CONFERENCE	0- 2	1- 5	1- 1				
1- 2	0- 0	0- 0	HOME	0- 0	1- 2	1- 0				
0- 6	0- 2	0- 0	AWAY	0- 2	0- 2	0- 1				
0- 1	0- 0	0- 0	NEUTRAL	0- 0	0- 1	0- 0				
6- 13	0- 0	0- 0	CONFERENCE	0- 0	6- 13	5- 10				
4- 5	0- 0	0- 0	HOME	0- 0	4- 5	3- 4				
2- 8	0- 0	0- 0	AWAY	0- 0	2- 8	2- 6				
0- 0	0- 0	0- 0	NEUTRAL	0- 0	0- 0	0- 0				

RPI 1-25				RPI 26-50				RPI 51-100				RPI 101+ Team's RPI: 317			
RPI	S	Opponent	Score	RPI	S	Opponent	Score	RPI	S	Opponent	Score	RPI	S	Opponent	Score
10	A	South Carolina	31 99					56	A	Miami (FL)	31 79	112	N	SFA	50 77
12	A	Tennessee	51 104					74	A	UAB	44 61	164	A	Samford	39 58
												168	H	South Ala.	47 59
												175	H	Troy	63 93
												186	A	Southern U.	58 66
												186	H	Southern U.	58 56
												195	A	Grambling	71 93
												195	H	Grambling	52 73
												217	A	Southern Miss.	35 72
												232	A	Texas Southern	48 76
												232	A	Texas Southern	42 70
												232	H	Texas Southern	39 71
												243	A	Prairie View	63 69
												243	H	Prairie View	70 68
												293	A	Alcorn	41 73
												293	H	Alcorn	57 65
												296	A	Jackson St.	61 70
												296	H	Jackson St.	50 69
												308	A	Alabama A&M	55 44
												308	H	Alabama A&M	69 78
												331	A	Ark. -Pine Bluff	53 55
												331	H	Ark. -Pine Bluff	63 54
												340	H	Savannah St.	81 61
												341	A	Mississippi Val.	70 62
												341	H	Mississippi Val.	76 41
				LAST 12 Division I GAMES:											
232	A	Texas Southern	42 70	186	H	Southern U.	58 56								
195	H	Grambling	52 73	308	A	Alabama A&M	55 44								
296	H	Jackson St.	50 69	331	A	Ark. -Pine Bluff	53 55								
232	A	Texas Southern	48 76	341	A	Mississippi Val.	70 62								
243	A	Prairie View	63 69	232	H	Texas Southern	39 71								
293	H	Alcorn	57 65	243	H	Prairie View	70 68								

Non-Div I Games: Mobile 61 50

Alabama St.

Loss,
Non-Conf,
S Site,
H Home
A Away
N Neutral

Average RPI Win:	225	WON-LOST	WINNING	LAST 10	STRENGTH OF	OPP. STRENGTH	TEAM	ADJ.	CONF.	ADJ CONF.
Average RPI Loss:	122	RECORD	PCT. RANK	GAMES	SCHEDULE	OF SCHEDULE	RPI	RPI	RPI	RPI
DIV. I ONLY	24- 8	39	5- 5	228	232	82	82	20	20	
DIV. I NON-CONF.	11- 3	37	0- 1	201	191	70	70	24	24	

TOTALS	RPI 1-25	RPI 26-50	W-L RECORDS	RPI 51-100	RPI 101-999	RPI 201+				
24- 8	0- 1	0- 0	OVERALL	2- 3	22- 4	13- 1				
12- 1	0- 0	0- 0	HOME	2- 1	10- 0	5- 0				
9- 6	0- 1	0- 0	AWAY	0- 2	9- 3	7- 1				
3- 1	0- 0	0- 0	NEUTRAL	0- 0	3- 1	1- 0				
11- 3	0- 1	0- 0	NON-CONFERENCE	1- 2	10- 0	7- 0				
4- 1	0- 0	0- 0	HOME	1- 1	3- 0	2- 0				
5- 2	0- 1	0- 0	AWAY	0- 1	5- 0	5- 0				
2- 0	0- 0	0- 0	NEUTRAL	0- 0	2- 0	0- 0				
13- 5	0- 0	0- 0	CONFERENCE	1- 1	12- 4	6- 1				
8- 0	0- 0	0- 0	HOME	1- 0	7- 0	3- 0				
4- 4	0- 0	0- 0	AWAY	0- 1	4- 3	2- 1				
1- 1	0- 0	0- 0	NEUTRAL	0- 0	1- 1	1- 0				

RPI 1-25				RPI 26-50				RPI 51-100				RPI 101+			
RPI	S	Opponent	Score	RPI	S	Opponent	Score	RPI	S	Opponent	Score	RPI	S	Opponent	Score
18	A	Maryland	58 91					61	A	Penn	61 76	121	H	Dartmouth	76 61
								71	H	St. John's (NY)	66 71	137	A	Hartford	55 70
								73	A	Maine	69 74	137	H	Hartford	66 53
								73	H	Maine	68 54	137	N	Hartford	56 58
								75	H	Fordham	59 52	148	N	Northern Ill.	97 91
												160	A	Binghamton	57 53
												160	H	Binghamton	63 46
												171	N	Southern Ill.	68 57
												181	A	New Hampshire	68 74
												181	H	New Hampshire	66 53
												189	A	Stony Brook	72 68
												189	H	Stony Brook	64 58
												203	A	Siena	78 63
												242	A	Holy Cross	65 56
												260	H	St. Bonaventure	69 52
												264	A	Manhattan	62 56
												284	A	Monmouth	68 44
												287	A	Central Conn. St.	72 60
												295	A	Vermont	57 62
												295	H	Vermont	67 55
												295	N	Vermont	60 42
												323	A	UMBC	78 75
												323	H	UMBC	79 45
												328	H	Wagner	89 44
												348	A	UMass Lowell	61 52
												348	H	UMass Lowell	93 60

LAST 12 Division I GAMES:															
				61	A	Penn	61 76	137	H	Hartford	66 53				
				137	N	Hartford	56 58	295	A	Vermont	57 62				
				295	N	Vermont	60 42	348	H	UMass Lowell	93 60				
				73	A	Maine	69 74	181	A	New Hampshire	68 74				
				160	A	Binghamton	57 53	189	H	Stony Brook	64 58				
				323	H	UMBC	79 45	295	H	Vermont	67 55				

Non-Div I Games:

Albany (NY)

Loss,
Non-Conf,
S Site,
H Home
A Away
N Neutral

A l c o r n

A
l
c
o
r
n

■ Loss, ■ Non-Conf, S Site, H Home A Away N Neutral

Average RPI Win:	206	WON-LOST	WINNING	LAST 10	STRENGTH OF	OPP. STRENGTH	TEAM	ADJ.	CONF.	ADJ CONF.
Average RPI Loss:	72	RECORD	PCT. RANK	GAMES	SCHEDULE	OF SCHEDULE	RPI	RPI	RPI	RPI
DIV. I ONLY	26- 7	20	7- 3	154	145	52	52	16	16	
DIV. I NON-CONF.	7- 5	122	0- 1	202	64	102	102	18	18	

TOTALS	RPI 1-25	RPI 26-50	W-L RECORDS	RPI 51-100	RPI 101-999	RPI 201+				
26- 7	0- 1	0- 1	OVERALL	4- 3	22- 2	17- 0				
16- 0	0- 0	0- 0	HOME	4- 0	12- 0	8- 0				
10- 6	0- 1	0- 0	AWAY	0- 3	10- 2	9- 0				
0- 1	0- 0	0- 1	NEUTRAL	0- 0	0- 0	0- 0				
7- 5	0- 1	0- 1	NON-CONFERENCE	1- 1	6- 2	4- 0				
4- 0	0- 0	0- 0	HOME	1- 0	3- 0	1- 0				
3- 4	0- 1	0- 0	AWAY	0- 1	3- 2	3- 0				
0- 1	0- 0	0- 1	NEUTRAL	0- 0	0- 0	0- 0				
19- 2	0- 0	0- 0	CONFERENCE	3- 2	16- 0	13- 0				
12- 0	0- 0	0- 0	HOME	3- 0	9- 0	7- 0				
7- 2	0- 0	0- 0	AWAY	0- 2	7- 0	6- 0				
0- 0	0- 0	0- 0	NEUTRAL	0- 0	0- 0	0- 0				

RPI 1-25				RPI 26-50				RPI 51-100				RPI 101+			
RPI	S	Opponent	Score	RPI	S	Opponent	Score	RPI	S	Opponent	Score	RPI	S	Opponent	Score
8	A	UCLA	60 71	26	N	Villanova	60 65	76	A	Navy	49 76	106	A	George Mason	53 71
								76	H	Navy	58 49	119	A	Delaware	56 72
								76	H	Navy	46 41	152	A	Army West Point	64 46
								78	A	George Washington	44 61	152	H	Army West Point	71 63
								94	A	Bucknell I	52 57	152	H	Army West Point	60 49
								94	H	Bucknell I	68 58	154	H	Youngstown St.	78 72
								100	H	Penn St.	75 66	184	H	Denver	66 53
												202	A	Tulsa	72 67
												212	A	Lehigh	60 44
												212	H	Lehigh	82 64
												235	A	Boston U.	61 54
												235	H	Boston U.	66 50
												237	A	Lafayette	74 67
												237	H	Lafayette	55 35
												237	H	Lafayette	74 66
												238	A	Loyola Maryl and	71 58
												238	H	Loyola Maryl and	69 56
												242	A	Holy Cross	68 63
												242	H	Holy Cross	72 57
												246	H	La Salle	66 48
												290	A	Colgate	77 55
												290	H	Colgate	67 44
												295	A	Vermont	64 62
												323	A	UMBC	61 48

LAST 12 Division I GAMES:															
8	A	UCLA	60 71	242	H	Holy Cross	72 57								
76	H	Navy	58 49	237	H	Lafayette	74 66								
152	H	Army West Point	60 49	235	A	Boston U.	61 54								
237	H	Lafayette	55 35	212	A	Lehigh	60 44								
76	A	Navy	49 76	238	H	Loyola Maryl and	69 56								
94	A	Bucknell I	52 57	152	H	Army West Point	71 63								

Non-Div I Games:

American

Loss,
Non-Conf, S Site,
H Home
A Away
N Neutral

Average RPI Win: 269		WON-LOST RECORD	WINNING PCT. RANK	LAST 10 GAMES	STRENGTH OF SCHEDULE	OPP. STRENGTH OF SCHEDULE	TEAM RPI	ADJ. RPI	CONF. RPI	ADJ. CONF. RPI
Average RPI Loss: 146										
DIV. I ONLY		8- 23	294	2- 8	131	260	262	262	22	22
DIV. I NON-CONF.		2- 9	293	0- 0	168	184	256	256	23	23
TOTALS		RPI 1-25	RPI 26-50	W-L RECORDS		RPI 51-100	RPI 101-999	RPI 201+		
8- 23	0- 0		0- 0	OVERALL		0- 5	8- 18	7- 4		
4- 9	0- 0		0- 0	HOME		0- 3	4- 6	3- 1		
3- 13	0- 0		0- 0	AWAY		0- 0	3- 6	3- 2		
1- 1	0- 0		0- 0	NEUTRAL		0- 1	1- 0	1- 0		
2- 9	0- 0		0- 0	NON-CONFERENCE		0- 2	2- 7	2- 1		
0- 4	0- 0		0- 0	HOME		0- 2	0- 2	0- 0		
2- 5	0- 0		0- 0	AWAY		0- 0	2- 5	2- 1		
0- 0	0- 0		0- 0	NEUTRAL		0- 0	0- 0	0- 0		
6- 14	0- 0		0- 0	CONFERENCE		0- 3	6- 11	5- 3		
4- 5	0- 0		0- 0	HOME		0- 1	4- 4	3- 1		
1- 8	0- 0		0- 0	AWAY		0- 1	1- 7	1- 2		
1- 1	0- 0		0- 0	NEUTRAL		0- 1	1- 0	1- 0		

RPI 1-25				RPI 26-50				RPI 51-100				RPI 101+				Team's RPI: 262	
RPI	S	Opponent	Score	RPI	S	Opponent	Score	RPI	S	Opponent	Score	RPI	S	Opponent	Score		
								65	H	Georgia Tech	41	75	111	A	Wake Forest	49	78
								74	H	UAB	59	70	114	A	North Carolina	43	56
								85	A	Little Rock	35	61	115	H	ETSU	57	70
								85	H	Little Rock	40	52	124	A	Radford	40	61
								85	N	Little Rock	34	66	126	A	Texas St.	50	92
													126	H	Texas St.	54	69
													145	A	N. C. A&T	56	81
													162	A	Louisiana	45	61
													168	A	South Ala.	52	54
													168	H	South Ala.	57	56
													175	A	Troy	74	81
													175	H	Troy	64	93
													178	A	UT Arlington	48	49
													178	H	UT Arlington	60	64
													188	H	Davidson	57	59
													210	A	UNC Asheville	60	69
													220	A	Arkansas St.	52	69
													220	H	Arkansas St.	68	66
													220	N	Arkansas St.	79	68
													222	A	Coastal Caro.	68	73
													222	H	Coastal Caro.	51	66
													263	A	Col. of Charleston	76	70
													304	H	Georgia St.	77	62
													311	A	Marshall	56	54
													325	H	Ga. Southern	87	56
													338	A	La.-Monroe	71	67
LAST 12 Division I GAMES:																	
								85	N	Little Rock	34	66	168	H	South Ala.	57	56
								220	N	Arkansas St.	79	68	222	A	Coastal Caro.	68	73
								222	H	Coastal Caro.	51	66	126	A	Texas St.	50	92
								85	A	Little Rock	35	61	178	A	UT Arlington	48	49
								220	A	Arkansas St.	52	69	220	H	Arkansas St.	68	66
								175	H	Troy	64	93	85	H	Little Rock	40	52

Non-Div I Games:

Appal achi an St.

Average RPI Win:	256	WON-LOST	WINNING	LAST 10	STRENGTH OF	OPP. STRENGTH	TEAM	ADJ.	CONF.	ADJ CONF.
Average RPI Loss:	99	RECORD	PCT. RANK	GAMES	SCHEDULE	OF SCHEDULE	RPI	RPI	RPI	RPI
DIV. I ONLY	6- 24	322	1- 9	128	72	271	271	5	5	
DIV. I NON-CONF.	4- 7	227	0- 0	341	310	334	334	3	3	

TOTALS	RPI 1-25	RPI 26-50	W-L RECORDS	RPI 51-100	RPI 101-999	RPI 201+				
6- 24	0- 5	0- 3	OVERALL	0- 6	6- 10	4- 4				
5- 10	0- 2	0- 1	HOME	0- 2	5- 5	3- 3				
1- 12	0- 3	0- 1	AWAY	0- 3	1- 5	1- 1				
0- 2	0- 0	0- 1	NEUTRAL	0- 1	0- 0	0- 0				
4- 7	0- 0	0- 1	NON-CONFERENCE	0- 0	4- 6	4- 4				
3- 3	0- 0	0- 0	HOME	0- 0	3- 3	3- 3				
1- 3	0- 0	0- 0	AWAY	0- 0	1- 3	1- 1				
0- 1	0- 0	0- 1	NEUTRAL	0- 0	0- 0	0- 0				
2- 17	0- 5	0- 2	CONFERENCE	0- 6	2- 4	0- 0				
2- 7	0- 2	0- 1	HOME	0- 2	2- 2	0- 0				
0- 9	0- 3	0- 1	AWAY	0- 3	0- 2	0- 0				
0- 1	0- 0	0- 0	NEUTRAL	0- 1	0- 0	0- 0				

RPI	S	Opponent	Score	RPI	S	Opponent	Score	RPI	S	Opponent	Score	RPI	S	Opponent	Score	Team's RPI: 271
6	A	Oregon	44 62	27	A	Oregon St.	48 88	51	A	Arizona St.	50 75	109	A	Utah	55 89	
6	H	Oregon	61 74	27	H	Oregon St.	40 65	51	H	Arizona St.	45 69	109	H	Utah	56 80	
8	A	UCLA	46 69	49	N	TCU	59 68	51	N	Arizona St.	47 76	116	H	Washington St.	60 78	
13	A	Stanford	42 79					53	A	Cal i forn i a	39 63	139	A	Col orado	60 79	
13	H	Stanford	46 61					53	H	Cal i forn i a	51 53	139	H	Col orado	72 63	
								55	A	Southern Cal i forn i a	52 78	140	A	Loyol a Marymount	70 84	
												170	A	CSUN	63 66	
												196	H	Washington	72 70	
												221	H	New Mexico St.	83 44	
												253	H	Hawai i	60 65	
												269	H	San Diego St.	67 78	
												301	H	Long Beach St.	72 80	
												305	A	Northern Ari z.	66 84	
												311	A	Utah St.	65 49	
												329	H	Southern Utah	76 74	
												342	H	Iona	71 58	

LAST 12 Division I GAMES:																
51	N	Arizona St.	47 76	8	A	UCLA	46 69	196	H	Washington	72 70	116	H	Washington St.	60 78	
6	H	Oregon	61 74	51	H	Arizona St.	45 69	13	A	Stanford	42 79	53	A	Cal i forn i a	39 63	
27	H	Oregon St.	40 65	50	A	Arizona St.	50 75	109	H	Utah	56 80					
51	H	Arizona St.	45 69	52	A	Southern Cal i forn i a	52 78									

Non-Div I Games:

Ari zona

Average RPI Win: 156		WON-LOST	WINNING	LAST 10	STRENGTH OF		OPP. STRENGTH	TEAM	ADJ.	CONF.	ADJ CONF.
Loss: 24		RECORD	PCT. RANK	GAMES	SCHEDULE		OF SCHEDULE	RPI	RPI	RPI	RPI
DIV. I ONLY		22- 13	94	5- 5	43		31	51	51	5	5
DIV. I NON-CONF.		10- 4	62	1- 1	73		32	54	54	3	3
TOTALS		RPI 1-25	RPI 26-50	W-L RECORDS		RPI 51-100	RPI 101-999	RPI 201+			
22- 13	2- 8	1- 3		OVERALL		3- 1	16- 1	8- 0			
13- 3	2- 1	0- 1		HOME		1- 0	10- 1	5- 0			
5- 7	0- 5	0- 1		AWAY		1- 1	4- 0	1- 0			
4- 3	0- 2	1- 1		NEUTRAL		1- 0	2- 0	2- 0			
10- 4	1- 3	0- 1		NON-CONFERENCE		1- 0	8- 0	5- 0			
7- 0	1- 0	0- 0		HOME		0- 0	6- 0	4- 0			
1- 2	0- 2	0- 0		AWAY		0- 0	1- 0	0- 0			
2- 2	0- 1	0- 1		NEUTRAL		1- 0	1- 0	1- 0			
12- 9	1- 5	1- 2		CONFERENCE		2- 1	8- 1	3- 0			
6- 3	1- 1	0- 1		HOME		1- 0	4- 1	1- 0			
4- 5	0- 3	0- 1		AWAY		1- 1	3- 0	1- 0			
2- 1	0- 1	1- 0		NEUTRAL		0- 0	1- 0	1- 0			

RPI 1-25				RPI 26-50				RPI 51-100				Team' s RPI : 51				RPI 101+			
RPI	S	Opponent	Score	RPI	S	Opponent	Score	RPI	S	Opponent	Score	RPI	S	Opponent	Score	RPI	S	Opponent	Score
4	N	Missi ssi ppi St.	57 65	27	A	Oregon St.	54 57	53	A	Cal i forni a	57 42	109	A	Utah	83 81				
6	A	Oregon	64 74	27	H	Oregon St.	60 64	53	H	Cal i forni a	80 71	109	H	Utah	56 58				
6	H	Oregon	44 57	27	N	Oregon St.	57 51	55	A	Southern Cal i forni a	62 77	116	H	Washi ngton St.	77 51				
8	A	UCLA	63 71	28	N	Green Bay	48 61	68	N	Nebraska	73 62	133	H	Idaho	77 33				
9	A	Flori da St.	66 77									139	A	Col orado	72 47				
11	A	Texas	65 85									139	H	Col orado	73 59				
13	A	Stanford	50 74									142	H	Arkansas	89 43				
13	H	Stanford	73 66									144	A	Fresno St.	81 49				
13	N	Stanford	46 58									196	H	Washi ngton	61 41				
20	H	Buffal o	76 57									213	N	Col umbi a	72 48				
												225	H	UC Ri versi de	73 48				
												258	H	UTSA	74 42				
												271	A	Ari zona	69 45				
												271	H	Ari zona	75 50				
												271	N	Ari zona	76 47				
												273	H	Sacramento St.	106 58				
												290	H	Col gate	65 54				
LAST 12 Di vi si on I GAMES:																			
				11	A	Texas	65 85	6	H	Oregon	44 57								
				68	N	Nebraska	73 62	271	A	Ari zona	69 45								
				13	N	Stanford	46 58	271	H	Ari zona	75 50								
				27	N	Oregon St.	57 51	8	A	UCLA	63 71								
				271	N	Ari zona	76 47	55	A	Southern Cal i forni a	62 77								
				27	H	Oregon St.	60 64	116	H	Washi ngton St.	77 51								

Non-Div I Games:

Arizona St.

Average RPI Win:	306	WON-LOST	WINNING	LAST 10	STRENGTH OF	OPP. STRENGTH	TEAM	ADJ.	CONF.	ADJ CONF.
Average RPI Loss:	214	RECORD	PCT. RANK	GAMES	SCHEDULE	OF SCHEDULE	RPI	RPI	RPI	RPI
DIV. I ONLY	6- 21	313	5- 5	327	340	331	331	32	32	
DIV. I NON-CONF.	0- 8	337	0- 0	206	116	335	335	32	32	

TOTALS	RPI 1-25	RPI 26-50	W-L RECORDS	RPI 51-100	RPI 101-999	RPI 201+				
6- 21	0- 1	0- 1	OVERALL	0- 1	6- 18	6- 12				
4- 5	0- 0	0- 0	HOME	0- 0	4- 5	4- 3				
2- 14	0- 0	0- 0	AWAY	0- 0	2- 2	2- 0				
0- 2	0- 0	0- 0	NEUTRAL	0- 0	0- 2	0- 1				
0- 8	0- 1	0- 1	NON-CONFERENCE	0- 1	0- 5	0- 4				
0- 0	0- 0	0- 0	HOME	0- 0	0- 0	0- 0				
0- 6	0- 1	0- 1	AWAY	0- 1	0- 3	0- 3				
0- 2	0- 0	0- 0	NEUTRAL	0- 0	0- 2	0- 1				
6- 13	0- 0	0- 0	CONFERENCE	0- 0	6- 13	6- 8				
4- 5	0- 0	0- 0	HOME	0- 0	4- 5	4- 3				
2- 8	0- 0	0- 0	AWAY	0- 0	2- 8	2- 5				
0- 0	0- 0	0- 0	NEUTRAL	0- 0	0- 0	0- 0				

RPI 1-25				RPI 26-50				RPI 51-100				RPI 101+				Team's RPI: 331
RPI	S	Opponent	Score	RPI	S	Opponent	Score	RPI	S	Opponent	Score	RPI	S	Opponent	Score	
24	A	Iowa	45 85	44	A	Dayton	43 81	68	A	Nebraska	52 73	186	A	Southern U.	60 70	
												186	A	Southern U.	47 59	
												186	H	Southern U.	52 71	
												194	N	Oakland	37 69	
												195	A	Grambling	63 73	
												195	H	Grambling	57 66	
												202	A	Tulsa	37 87	
												232	A	Texas Southern	52 58	
												232	H	Texas Southern	61 59	
												243	A	Prairie View	52 64	
												243	H	Prairie View	72 89	
												249	A	Texas Tech	47 74	
												250	A	Austin Peay	61 97	
												282	N	Towson	44 70	
												293	A	Alcorn	58 76	
												293	H	Alcorn	77 80	
												296	A	Jackson St.	66 60	
												296	H	Jackson St.	54 60	
												308	A	Alabama A&M	49 52	
												308	H	Alabama A&M	57 48	
												317	A	Alabama St.	54 63	
												317	H	Alabama St.	55 53	
												341	A	Mississippi Val.	64 59	
												341	H	Mississippi Val.	79 64	
LAST 12 Division I GAMES:																
186	A	Southern U.	60 70	293	A	Alcorn	58 76									
341	H	Mississippi Val.	79 64	186	A	Southern U.	47 59									
296	A	Jackson St.	66 60	317	H	Alabama St.	55 53									
195	A	Grambling	63 73	308	H	Alabama A&M	57 48									
232	H	Texas Southern	61 59	296	H	Jackson St.	54 60									
243	H	Prairie View	72 89	195	H	Grambling	57 66									

Non-Div I Games: Tougalo 71 51 Philander Smith 81 73

Ark. -Pine Bluff

Loss,
Non-Conf,
S Site,
H Home
A Away
N Neutral

Average RPI	Win:	184	WON-LOST	WINNING	LAST 10	STRENGTH OF	OPP. STRENGTH	TEAM	ADJ.	CONF.	ADJ CONF.
Average RPI	Loss:	69	RECORD	PCT. RANK	GAMES	SCHEDULE	OF SCHEDULE	RPI	RPI	RPI	RPI
DIV. I ONLY		13- 18	219	2- 8	77	56	142	142	2	2	
DIV. I NON-CONF.		9- 4	71	0- 0	188	224	85	85	2	2	

TOTALS	RPI 1-25		RPI 26-50		W-L RECORDS		RPI 51-100		RPI 101-999		RPI 201+
13- 18	0- 8		0- 1		OVERALL		1- 5		12- 4		4- 0
8- 7	0- 3		0- 1		HOME		0- 2		8- 1		3- 0
3- 10	0- 4		0- 0		AWAY		1- 3		2- 3		0- 0
2- 1	0- 1		0- 0		NEUTRAL		0- 0		2- 0		1- 0
9- 4	0- 0		0- 0		NON-CONFERENCE		0- 2		9- 2		4- 0
7- 0	0- 0		0- 0		HOME		0- 0		7- 0		3- 0
1- 4	0- 0		0- 0		AWAY		0- 2		1- 2		0- 0
1- 0	0- 0		0- 0		NEUTRAL		0- 0		1- 0		1- 0
4- 14	0- 8		0- 1		CONFERENCE		1- 3		3- 2		0- 0
1- 7	0- 3		0- 1		HOME		0- 2		1- 1		0- 0
2- 6	0- 4		0- 0		AWAY		1- 1		1- 1		0- 0
1- 1	0- 1		0- 0		NEUTRAL		0- 0		1- 0		0- 0

RPI	S	Opponent	Score	RPI	S	Opponent	Score	RPI	S	Opponent	Score	RPI	S	Opponent	Score	Team's RPI: 142
4	A	Mississippi St.	69 111	31	H	LSU	57 62	51	A	Arizona St.	43 89	103	A	Auburn	68 58	
10	A	South Carolina	42 90					68	A	Nebraska	69 80	153	A	Vanderbilt	73 78	
12	H	Tennessee	85 90					86	A	Alabama	74 66	153	N	Vanderbilt	88 76	
17	H	Texas A&M	60 104					86	H	Alabama	76 83	164	H	Samford	84 63	
17	N	Texas A&M	52 82					88	A	Kentucky	57 78	167	H	Ole Miss	73 72	
23	A	Missouri	54 88					88	H	Kentucky	65 76	173	H	Charlotte	73 72	
23	H	Missouri	58 84									174	A	Oral Roberts	77 66	
25	A	Georgia	65 78									176	A	UTEP	61 64	
												178	H	UT Arlington	91 57	
												180	H	Florida	51 65	
												182	A	Kansas	60 71	
												195	H	Grambling	79 62	
												202	H	Tulsa	67 41	
												221	N	New Mexico St.	69 60	
												244	H	Abilene Christian	79 65	
												336	H	Sam Houston St.	65 54	

LAST 12 Division I GAMES:																
17	N	Texas A&M	52 82	23	H	Missouri	58 84									
153	N	Vanderbilt	88 76	12	H	Tennessee	85 90									
153	A	Vanderbilt	73 78	86	A	Alabama	74 66									
17	H	Texas A&M	60 104	88	H	Kentucky	65 76									
31	H	LSU	57 62	10	A	South Carolina	42 90									
88	A	Kentucky	57 78	23	A	Missouri	54 88									

Non-Div I Games:

Arkansas

Average RPI Win:	254	WON-LOST	WINNING	LAST 10	STRENGTH OF	OPP. STRENGTH	TEAM	ADJ.	CONF.	ADJ CONF.
Average RPI Loss:	148	RECORD	PCT. RANK	GAMES	SCHEDULE	OF SCHEDULE	RPI	RPI	RPI	RPI
DIV. I ONLY	15- 15	174	5- 5	308	166	220	220	22	22	
DIV. I NON-CONF.	5- 6	187	0- 0	176	87	170	170	23	23	

TOTALS	RPI 1-25	RPI 26-50	W-L RECORDS	RPI 51-100	RPI 101-999	RPI 201+				
15- 15	0- 1	0- 1	OVERALL	0- 3	15- 10	9- 4				
9- 5	0- 0	0- 0	HOME	0- 2	9- 3	5- 1				
6- 9	0- 1	0- 1	AWAY	0- 1	6- 6	4- 2				
0- 1	0- 0	0- 0	NEUTRAL	0- 0	0- 1	0- 1				
5- 6	0- 1	0- 1	NON-CONFERENCE	0- 1	5- 3	1- 1				
4- 1	0- 0	0- 0	HOME	0- 1	4- 0	1- 0				
1- 5	0- 1	0- 1	AWAY	0- 0	1- 3	0- 1				
0- 0	0- 0	0- 0	NEUTRAL	0- 0	0- 0	0- 0				
10- 9	0- 0	0- 0	CONFERENCE	0- 2	10- 7	8- 3				
5- 4	0- 0	0- 0	HOME	0- 1	5- 3	4- 1				
5- 4	0- 0	0- 0	AWAY	0- 1	5- 3	4- 1				
0- 1	0- 0	0- 0	NEUTRAL	0- 0	0- 1	0- 1				

RPI 1-25				RPI 26-50				RPI 51-100				RPI 101+				Team's RPI: 220
RPI	S	Opponent	Score	RPI	S	Opponent	Score	RPI	S	Opponent	Score	RPI	S	Opponent	Score	
19	A	South Fla.	55 98	40	A	Indiana	51 93	67	H	Belmont	52 83	126	H	Texas St.	55 67	
								85	A	Little Rock	43 53	158	H	UT Martin	84 73	
								85	H	Little Rock	58 64	162	A	Louisiana	53 60	
												162	H	Louisiana	75 77	
												167	A	Ole Miss	48 74	
												168	A	South Ala.	75 60	
												175	A	Troy	78 95	
												176	H	UTEP	76 73	
												178	H	UT Arlington	85 80	
												180	A	Florida	70 69	
												185	A	Pittsburgh	47 87	
												195	H	Grambling	76 56	
												202	A	Tulsa	58 68	
												222	A	Coastal Caro.	70 63	
												222	H	Coastal Caro.	65 73	
												262	A	Appalachian St.	66 68	
												262	H	Appalachian St.	69 52	
												262	N	Appalachian St.	68 79	
												304	A	Georgia St.	75 58	
												304	H	Georgia St.	76 63	
												325	A	Ga. Southern	71 62	
												325	H	Ga. Southern	69 48	
												330	H	Tennessee St.	68 62	
												338	A	La.-Monroe	80 73	
												338	H	La.-Monroe	76 62	
LAST 12 Division I GAMES:																
262	N	Appalachian St.	68 79	168	A	South Ala.	75 60									
338	A	La.-Monroe	80 73	175	A	Troy	78 95									
162	A	Louisiana	53 60	325	H	Ga. Southern	69 48									
222	H	Coastal Caro.	65 73	304	H	Georgia St.	76 63									
262	H	Appalachian St.	69 52	262	A	Appalachian St.	66 68									
85	H	Little Rock	58 64	222	A	Coastal Caro.	70 63									

Non-Div I Games:

Arkansas St.

■ Loss,
 ■ Non-Conf,
 ■ S Site,
 ■ Home
 ■ A Away
 N Neutral

Average RPI Win:	231	WON-LOST	WINNING	LAST 10	STRENGTH OF	OPP. STRENGTH	TEAM	ADJ.	CONF.	ADJ CONF.
Average RPI Loss:	134	RECORD	PCT. RANK	GAMES	SCHEDULE	OF SCHEDULE	RPI	RPI	RPI	RPI
DIV. I ONLY	16- 14	149	6- 4	169	224	152	152	16	16	
DIV. I NON-CONF.	6- 4	116	0- 0	228	290	145	145	18	18	

TOTALS	RPI 1-25	RPI 26-50	W-L RECORDS	RPI 51-100	RPI 101-999	RPI 201+				
16- 14	0- 1	0- 0	OVERALL	1- 7	15- 6	13- 5				
8- 6	0- 0	0- 0	HOME	0- 3	8- 3	6- 2				
8- 8	0- 1	0- 0	AWAY	1- 4	7- 3	7- 3				
0- 0	0- 0	0- 0	NEUTRAL	0- 0	0- 0	0- 0				
6- 4	0- 1	0- 0	NON-CONFERENCE	1- 0	5- 3	3- 2				
4- 1	0- 0	0- 0	HOME	0- 0	4- 1	2- 0				
2- 3	0- 1	0- 0	AWAY	1- 0	1- 2	1- 2				
0- 0	0- 0	0- 0	NEUTRAL	0- 0	0- 0	0- 0				
10- 10	0- 0	0- 0	CONFERENCE	0- 7	10- 3	10- 3				
4- 5	0- 0	0- 0	HOME	0- 3	4- 2	4- 2				
6- 5	0- 0	0- 0	AWAY	0- 4	6- 1	6- 1				
0- 0	0- 0	0- 0	NEUTRAL	0- 0	0- 0	0- 0				

RPI 1-25				RPI 26-50				RPI 51-100				RPI 101+				Team's RPI: 152
RPI	S	Opponent	Score	RPI	S	Opponent	Score	RPI	S	Opponent	Score	RPI	S	Opponent	Score	
21	A	Marquette	53 83					52	A	American	49 60	119	H	Delaware	59 70	
								52	A	American	63 71	121	H	Dartmouth	71 56	
								52	H	American	46 64	160	H	Binghamton	73 61	
								76	A	Navy	44 70	212	A	Lehigh	62 60	
								76	H	Navy	46 55	212	A	Lehigh	55 59	
								90	A	Yale	82 65	212	H	Lehigh	55 50	
								94	A	Bucknell	36 60	235	A	Boston U.	48 47	
								94	H	Bucknell	55 75	235	H	Boston U.	59 60	
												237	A	Lafayette	65 60	
												237	H	Lafayette	48 39	
												238	A	Loyola Maryland	69 62	
												238	H	Loyola Maryland	62 47	
												242	A	Holy Cross	66 57	
												242	H	Holy Cross	62 70	
												261	H	LIU Brooklyn	71 37	
												275	A	St. Francis Brooklyn	52 73	
												280	A	Fairleigh Dickinson	56 58	
												288	A	Air Force	65 59	
												290	A	Colgate	62 54	
												290	H	Colgate	69 49	
												339	H	NJIT	79 49	

LAST 12 Division I GAMES:																
				52	A	American	49 60	242	A	Holy Cross	66 57					
				212	A	Lehigh	62 60	76	H	Navy	46 55					
				94	H	Bucknell	55 75	237	H	Lafayette	48 39					
				235	A	Boston U.	48 47	52	A	American	63 71					
				290	H	Colgate	69 49	238	H	Loyola Maryland	62 47					
				212	H	Lehigh	55 50	290	A	Colgate	62 54					

Non-Div I Games: St. Joseph's (Brkln) 107 46

Army West Point

Average RPI Win: 156

Average RPI Loss: 53

WON-LOST
RECORDWINNING
PCT. RANKLAST 10
GAMESSTRENGTH OF
SCHEDULEOPP. STRENGTH
OF SCHEDULETEAM
RPIADJ.
RPICONF.
RPIADJ CONF.
RPI

DIV. I ONLY	13- 15	201	4- 6	47	27	103	103	2	2
DIV. I NON-CONF.	8- 3	59	0- 0	183	113	77	77	2	2
<hr/>									
TOTALS	RPI 1-25	RPI 26-50	W-L RECORDS	RPI 51-100	RPI 101-999	RPI 201+			
13- 15	0- 8	2- 2	OVERALL	2- 2	9- 3	2- 0			
10- 3	0- 2	1- 0	HOME	1- 0	8- 1	2- 0			
2- 9	0- 5	1- 2	AWAY	0- 2	1- 0	0- 0			
1- 3	0- 1	0- 0	NEUTRAL	1- 0	0- 2	0- 0			
8- 3	0- 0	1- 1	NON-CONFERENCE	1- 0	6- 2	2- 0			
5- 0	0- 0	0- 0	HOME	0- 0	5- 0	2- 0			
2- 1	0- 0	1- 1	AWAY	0- 0	1- 0	0- 0			
1- 2	0- 0	0- 0	NEUTRAL	1- 0	0- 2	0- 0			
5- 12	0- 8	1- 1	CONFERENCE	1- 2	3- 1	0- 0			
5- 3	0- 2	1- 0	HOME	1- 0	3- 1	0- 0			
0- 8	0- 5	0- 1	AWAY	0- 2	0- 0	0- 0			
0- 1	0- 1	0- 0	NEUTRAL	0- 0	0- 0	0- 0			

RPI 1-25				RPI 26-50				RPI 51-100				RPI 101+ Team's RPI: 103			
RPI	S	Opponent	Score	RPI	S	Opponent	Score	RPI	S	Opponent	Score	RPI	S	Opponent	Score
4	A	Mississippi St.	61 82	31	A	LSU	56 59	86	A	Alabama	60 70	110	N	Chattanooga	41 50
10	A	South Carolina	63 71	31	H	LSU	70 62	86	H	Alabama	69 60	141	H	Louisiana Tech	75 59
12	A	Tennessee	59 70	40	A	Indiana	65 53	88	A	Kentucky	48 65	142	H	Arkansas	58 68
12	N	Tennessee	61 64	47	A	Virginia Tech	63 72	98	N	Georgetown	60 40	145	H	N. C. A&T	63 53
17	A	Texas A&M	59 78									153	H	Vanderbilt	63 60
17	H	Texas A&M	73 82									162	A	Louisiana	70 60
23	H	Missouri	51 59									167	H	Ole Miss	60 55
25	A	Georgia	48 60									177	N	Northwestern	48 49
												180	H	Florida	84 55
												186	H	Southern U.	65 47
												297	H	Southeastern La.	80 46
												338	H	La. -Monroe	67 41
<hr/>															
LAST 12 Division I GAMES:															
12	N	Tennessee	61 64	31	H	LSU	70 62	17	A	Texas A&M	59 78				
167	H	Ole Miss	60 55	88	A	Kentucky	48 65	86	H	Alabama	69 60				
4	A	Mississippi St.	61 82	25	A	Georgia	48 60	31	A	LSU	56 59				
86	A	Alabama	60 70												
23	H	Missouri	51 59												
153	H	Vanderbilt	63 60												

Non-Div I Games: Xavier (LA) 70 44

Auburn

■ Loss,
 ■ Non-Conf,
 ■ S Site,
 ■ Home
 ■ A Away
 N Neutral

Average RPI Win:	290	WON-LOST	WINNING	LAST 10	STRENGTH OF	OPP. STRENGTH	TEAM	ADJ.	CONF.	ADJ CONF.
Average RPI Loss:	170	RECORD	PCT. RANK	GAMES	SCHEDULE	OF SCHEDULE	RPI	RPI	RPI	RPI
DIV. I ONLY	14- 14	174	4- 6	337	288	250	250	25	25	
DIV. I NON-CONF.	5- 4	143	0- 0	329	321	218	218	27	27	

TOTALS	RPI 1-25	RPI 26-50	W-L RECORDS	RPI 51-100	RPI 101-999	RPI 201+				
14- 14	0- 0	0- 0	OVERALL	0- 2	14- 12	13- 3				
8- 4	0- 0	0- 0	HOME	0- 0	8- 4	7- 0				
6- 9	0- 0	0- 0	AWAY	0- 1	6- 1	6- 0				
0- 1	0- 0	0- 0	NEUTRAL	0- 0	0- 1	0- 0				
5- 4	0- 0	0- 0	NON-CONFERENCE	0- 1	5- 3	5- 1				
2- 1	0- 0	0- 0	HOME	0- 0	2- 1	2- 0				
3- 3	0- 0	0- 0	AWAY	0- 1	3- 2	3- 1				
0- 0	0- 0	0- 0	NEUTRAL	0- 0	0- 0	0- 0				
9- 10	0- 0	0- 0	CONFERENCE	0- 1	9- 9	8- 2				
6- 3	0- 0	0- 0	HOME	0- 0	6- 3	5- 0				
3- 6	0- 0	0- 0	AWAY	0- 1	3- 5	3- 2				
0- 1	0- 0	0- 0	NEUTRAL	0- 0	0- 1	0- 0				

RPI 1-25				RPI 26-50				RPI 51-100				RPI 101+				Team's RPI: 250	
RPI	S	Opponent	Score	RPI	S	Opponent	Score	RPI	S	Opponent	Score	RPI	S	Opponent	Score		
								57	A	Bell St.	57	89	104	H	Western Ill.	68	81
								67	A	Belmont	75	78	125	A	Butler	54	75
												158	A	UT Martin	66	100	
												158	H	UT Martin	69	62	
												166	A	Jacksonville St.	47	65	
												166	H	Jacksonville St.	50	51	
												169	A	SIUE	55	67	
												169	H	SIUE	38	61	
												169	N	SIUE	43	76	
												193	H	Morehead St.	59	66	
												228	A	Southeast Mo. St.	61	50	
												228	H	Southeast Mo. St.	66	65	
												233	A	Illinois	47	59	
												256	A	Northern Ky.	53	52	
												259	A	Lipscomb	71	63	
												294	A	Murray St.	65	91	
												294	H	Murray St.	75	69	
												308	A	Alabama A&M	55	52	
												313	A	Tennessee Tech	59	63	
												313	H	Tennessee Tech	53	52	
												315	H	Eastern Ky.	59	45	
												330	A	Tennessee St.	75	59	
												331	H	Ark. -Pine Bluff	97	61	
												345	A	Eastern Ill.	75	66	
												345	H	Eastern Ill.	69	59	
												349	H	Evansville	82	73	
LAST 12 Division I GAMES:																	
				169	N	SIUE	43	76	294	A	Murray St.	65	91				
				294	H	Murray St.	75	69	228	A	Southeast Mo. St.	61	50				
				169	A	SIUE	55	67	158	A	UT Martin	66	100				
				166	H	Jacksonville St.	50	51	193	H	Morehead St.	59	66				
				313	H	Tennessee Tech	53	52	315	H	Eastern Ky.	59	45				
				345	A	Eastern Ill.	75	66	67	A	Belmont	75	78				

Non-Div I Games: Christian Bros. 73 50 Trevecca Nazarene 80 72

Austin Peay

Average RPI Win:	219	WON-LOST	WINNING	LAST 10	STRENGTH OF	OPP. STRENGTH	TEAM	ADJ.	CONF.	ADJ CONF.
Average RPI Loss:	122	RECORD	PCT. RANK	GAMES	SCHEDULE	OF SCHEDULE	RPI	RPI	RPI	RPI
DIV. I ONLY	16- 14	149	4- 6	189	135	159	159	14	14	
DIV. I NON-CONF.	5- 6	187	0- 0	211	143	213	213	12	12	

TOTALS	RPI 1-25	RPI 26-50	W-L RECORDS	RPI 51-100	RPI 101-999	RPI 201+				
16- 14	0- 1	0- 3	OVERALL	1- 2	15- 8	9- 1				
11- 4	0- 1	0- 1	HOME	1- 0	10- 2	6- 1				
5- 9	0- 0	0- 2	AWAY	0- 2	5- 5	3- 0				
0- 1	0- 0	0- 0	NEUTRAL	0- 0	0- 1	0- 0				
5- 6	0- 1	0- 1	NON-CONFERENCE	0- 1	5- 3	3- 1				
4- 2	0- 1	0- 0	HOME	0- 0	4- 1	3- 1				
1- 4	0- 0	0- 1	AWAY	0- 1	1- 2	0- 0				
0- 0	0- 0	0- 0	NEUTRAL	0- 0	0- 0	0- 0				
11- 8	0- 0	0- 2	CONFERENCE	1- 1	10- 5	6- 0				
7- 2	0- 0	0- 1	HOME	1- 0	6- 1	3- 0				
4- 5	0- 0	0- 1	AWAY	0- 1	4- 3	3- 0				
0- 1	0- 0	0- 0	NEUTRAL	0- 0	0- 1	0- 0				

RPI 1-25				RPI 26-50				RPI 51-100				RPI 101+ Team's RPI: 159			
RPI	S	Opponent	Score	RPI	S	Opponent	Score	RPI	S	Opponent	Score	RPI	S	Opponent	Score
25	H	Georgia	63 79	37	A	Gonzaga	37 62	53	A	California	45 70	108	A	Colorado St.	54 56
				37	H	Gonzaga	70 84	79	A	Saint Mary's (CA)	49 57	109	H	Utah	77 68
				38	A	Northern Colo.	74 79	79	H	Saint Mary's (CA)	63 54	136	A	San Francisco	73 76
												136	H	San Francisco	70 66
												140	A	Loyola Marymount	67 55
												140	H	Loyola Marymount	62 52
												147	A	Eastern Wash.	73 69
												165	A	San Diego	69 70
												165	H	San Diego	60 66
												165 N	San Diego	56 61	
												191	A	Pacific	76 83
												191	H	Pacific	77 65
												196	A	Washington	72 80
												216	H	Montana St.	75 54
												236	A	Pepperdine	73 67
												236	H	Pepperdine	78 43
												289	A	Santa Clara	55 34
												289	H	Santa Clara	65 47
												311	H	Utah St.	69 76
												318	A	Portland	72 58
												318	H	Portland	73 35
												324	H	Utah Valley	75 54
												329	H	Southern Utah	75 67
LAST 12 Division I GAMES:															
165 N	San Diego	56 61	289 A	Santa Clara	55 34										
37 A	Gonzaga	37 62	37 H	Gonzaga	70 84										
318 H	Portland	73 35	140 H	Loyola Marymount	62 52										
165 H	San Diego	60 66	191 A	Pacific	76 83										
236 H	Pepperdine	78 43	79 H	Saint Mary's (CA)	63 54										
136 A	San Francisco	73 76	165 A	San Diego	69 70										

Non-Div I Games:

BYU

Average RPI Win:	162	WON-LOST	WINNING	LAST 10	STRENGTH OF	OPP. STRENGTH	TEAM	ADJ.	CONF.	ADJ CONF.
Average RPI Loss:	58	RECORD	PCT. RANK	GAMES	SCHEDULE	OF SCHEDULE	RPI	RPI	RPI	RPI
DIV. I ONLY	24- 7	27	7- 3	121	87	57	57	8	8	
DIV. I NON-CONF.	11- 1	5	1- 1	170	107	44	44	8	8	

TOTALS	RPI 1-25	RPI 26-50	W-L RECORDS	RPI 51-100	RPI 101-999	RPI 201+				
24- 7	0- 3	1- 1	OVERALL	4- 1	19- 2	8- 0				
14- 3	0- 2	0- 1	HOME	4- 0	10- 0	5- 0				
10- 3	0- 1	1- 0	AWAY	0- 1	9- 1	3- 0				
0- 1	0- 0	0- 0	NEUTRAL	0- 0	0- 1	0- 0				
11- 1	0- 0	1- 1	NON-CONFERENCE	2- 0	8- 0	4- 0				
7- 1	0- 0	0- 1	HOME	2- 0	5- 0	3- 0				
4- 0	0- 0	1- 0	AWAY	0- 0	3- 0	1- 0				
0- 0	0- 0	0- 0	NEUTRAL	0- 0	0- 0	0- 0				
13- 6	0- 3	0- 0	CONFERENCE	2- 1	11- 2	4- 0				
7- 2	0- 2	0- 0	HOME	2- 0	5- 0	2- 0				
6- 3	0- 1	0- 0	AWAY	0- 1	6- 1	2- 0				
0- 1	0- 0	0- 0	NEUTRAL	0- 0	0- 1	0- 0				

RPI 1-25				RPI 26-50				RPI 51-100 Team's RPI: 57				RPI 101+			
RPI	S	Opponent	Score	RPI	S	Opponent	Score	RPI	S	Opponent	Score	RPI	S	Opponent	Score
15	A	Central Mich.	80 88	48	A	Purdue	66 60	58	H	Western Ky.	93 81	101	A	Western Mich.	81 71
15	H	Central Mich.	65 69	48	H	Purdue	72 77	83	H	Miami (OH)	86 61	101	H	Western Mich.	85 58
20	H	Buffalo	80 84					84	A	Tol edo	66 72	101	N	Western Mich.	54 65
								84	H	Tol edo	78 73	113	H	Middle Tenn.	69 60
								97	H	Missouri St.	70 58	120	A	Ohio	76 80
												125	H	Butler	87 75
												128	A	Cleveland St.	76 64
												148	A	Northern Ill.	72 50
												148	H	Northern Ill.	81 72
												149	A	Kent St.	79 58
												153	A	Vanderbilt	88 79
												200	A	Eastern Mich.	88 63
												200	H	Eastern Mich.	91 85
												213	A	Bowling Green	84 73
												213	H	Bowling Green	82 41
												228	H	Southeast Mo. St.	69 56
												229	A	Akron	74 61
												229	H	Akron	97 65
												250	H	Austin Peay	89 57
												259	H	Lipscomb	84 46
												330	A	Tennessee St.	85 65

LAST 12 Division I GAMES:															
48	H	Purdue	72 77	101	H	Western Mich.	85 58								
113	H	Middle Tenn.	69 60	148	A	Northern Ill.	72 50								
101	N	Western Mich.	54 65	101	A	Western Mich.	81 71								
200	A	Eastern Mich.	88 63	200	H	Eastern Mich.	91 85								
15	A	Central Mich.	80 88	120	A	Ohio	76 80								
84	H	Tol edo	78 73	229	H	Akron	97 65								

Non-Div I Games: Oakland City 126 55

Ball St.

Average RPI	Winn:	WON-LOST	WINNING	LAST 10	STRENGTH OF	OPP. STRENGTH	TEAM	ADJ.	CONF.	ADJ CONF.
Average RPI	Loss:	RECORD	PCT. RANK	GAMES	SCHEDULE	OF SCHEDULE	RPI	RPI	RPI	RPI
DIV. I ONLY		33- 2	3	9- 1	23	29	5	5	4	4
DIV. I NON-CONF.		12- 2	13	2- 1	44	56	13	13	5	5

TOTALS	RPI 1-25		RPI 26-50		W-L RECORDS		RPI 51-100		RPI 101-999	RPI 201+
33- 2	4- 1		8- 1		OVERALL		8- 0		13- 0	5- 0
18- 0	2- 0		4- 0		HOME		3- 0		9- 0	4- 0
10- 1	1- 1		3- 0		AWAY		2- 0		4- 0	1- 0
5- 1	1- 0		1- 1		NEUTRAL		3- 0		0- 0	0- 0
12- 2	1- 1		1- 1		NON-CONFERENCE		3- 0		7- 0	3- 0
9- 0	1- 0		1- 0		HOME		1- 0		6- 0	3- 0
1- 1	0- 1		0- 0		AWAY		0- 0		1- 0	0- 0
2- 1	0- 0		0- 1		NEUTRAL		2- 0		0- 0	0- 0
21- 0	3- 0		7- 0		CONFERENCE		5- 0		6- 0	2- 0
9- 0	1- 0		3- 0		HOME		2- 0		3- 0	1- 0
9- 0	1- 0		3- 0		AWAY		2- 0		3- 0	1- 0
3- 0	1- 0		1- 0		NEUTRAL		1- 0		0- 0	0- 0

RPI	S	Opponent	Score	RPI	S	Opponent	Score	RPI	S	Opponent	Score	RPI	S	Opponent	Score
8	A	UCLA	68 82	27	N	Oregon St.	67 72	60	A	West Virginia	83 72	102	H	Lamar University	121 62
11	A	Texas	93 87	34	H	Michigan	80 58	60	H	West Virginia	80 54	107	A	Iowa St.	79 50
11	H	Texas	81 56	39	A	Oklahoma	74 52	65	N	Georgia Tech	80 57	107	H	Iowa St.	89 49
11	N	Texas	77 69	39	H	Oklahoma	74 65	87	A	Kansas St.	88 58	118	H	Central Ark.	86 55
13	H	Stanford	81 57	46	A	Oklahoma St.	87 45	87	H	Kansas St.	75 50	179	A	Nicholls St.	85 43
				46	H	Oklahoma St.	77 64	87	N	Kansas St.	83 54	182	A	Kansas	83 48
				49	A	TCU	85 53	88	H	Kentucky	90 63	182	H	Kansas	88 51
				49	H	TCU	83 63	97	N	Missouri St.	100 58	195	H	Grambling	96 46
				49	N	TCU	94 48					205	H	North Dakota	105 43
												249	A	Texas Tech	90 44
												249	H	Texas Tech	97 49
												278	H	McNeese	95 34
												322	H	Coppin St.	100 54

LAST 12 Division I GAMES:															
27	N	Oregon St.	67 72	60	H	West Virginia	80 54								
34	H	Michigan	80 58	49	A	TCU	85 53								
195	H	Grambling	96 46	11	A	Texas	93 87								
11	N	Texas	77 69	182	H	Kansas	88 51								
49	N	TCU	94 48	46	A	Oklahoma St.	87 45								
87	N	Kansas St.	83 54	49	H	TCU	83 63								

Non-Div I Games:

Bayl or

B
e
l
m
o
n
t

Bel mont		Through Games Of April 1, 2018									
Average RPI	Win: 229	WON-LOST	WINNING	LAST 10	STRENGTH OF	OPP. STRENGTH	TEAM	ADJ.	CONF.	ADJ CONF.	
Average RPI	Loss: 40	RECORD	PCT. RANK	GAMES	SCHEDULE	OF SCHEDULE	RPI	RPI	RPI	RPI	
DIV. I ONLY	30- 4	7	9- 1	245	216	67	67	25	25		
DIV. I NON-CONF.	9- 4	71	0- 1	139	42	71	71	27	27		

TOTALS	RPI 1-25	RPI 26-50	W-L RECORDS	RPI 51-100	RPI 101-999	RPI 201+					
30- 4	0- 2	2- 1	OVERALL	0- 1	28- 0	17- 0					
12- 1	0- 0	0- 0	HOME	0- 1	12- 0	8- 0					
13- 1	0- 0	0- 0	AWAY	0- 0	13- 0	8- 0					
5- 2	0- 2	2- 0	NEUTRAL	0- 0	3- 0	1- 0					
9- 4	0- 2	2- 1	NON-CONFERENCE	0- 1	7- 0	5- 0					
3- 1	0- 0	0- 0	HOME	0- 1	3- 0	2- 0					
4- 1	0- 0	0- 1	AWAY	0- 0	4- 0	3- 0					
2- 2	0- 2	2- 0	NEUTRAL	0- 0	0- 0	0- 0					
21- 0	0- 0	0- 0	CONFERENCE	0- 0	21- 0	12- 0					
9- 0	0- 0	0- 0	HOME	0- 0	9- 0	6- 0					
9- 0	0- 0	0- 0	AWAY	0- 0	9- 0	5- 0					
3- 0	0- 0	0- 0	NEUTRAL	0- 0	3- 0	1- 0					

RPI 1-25				RPI 26-50				RPI 51-100				Team's RPI: 67				RPI 101+			
RPI	S	Opponent	Score	RPI	S	Opponent	Score	RPI	S	Opponent	Score	RPI	S	Opponent	Score	RPI	S	Opponent	Score
13	N	Stanford	53 74	37	N	Gonzaga	71 63	92	H	Wright St.	81 91	153	A	Vanderbilt	111 74				
14	N	Duke	58 72	39	A	Oklahoma	73 96					158	A	UT Martin	65 63				
				45	N	FGCU	75 65					158	N	UT Martin	63 56				
												164	H	Samford	83 46				
												166	A	Jacksonville St.	66 35				
												166	H	Jacksonville St.	71 55				
												166	N	Jacksonville St.	63 53				
												169	A	SIUE	72 55				
												169	H	SIUE	86 64				
												193	A	Morehead St.	83 62				
												193	H	Morehead St.	80 56				
												202	A	Tulsa	90 65				
												220	A	Arkansas St.	83 52				
												228	A	Southeast Mo. St.	67 57				
												248	H	Presbyterian	90 48				
												250	H	Austin Peay	78 75				
												259	A	Lipscomb	91 59				
												294	H	Murray St.	70 65				
												294	N	Murray St.	88 64				
												313	A	Tennessee Tech	68 60				
												313	H	Tennessee Tech	78 59				
												315	A	Eastern Ky.	77 55				
												315	H	Eastern Ky.	95 62				
												326	H	Fort Wayne	74 42				
												330	A	Tennessee St.	87 70				
												330	H	Tennessee St.	84 42				
												345	A	Eastern Ill.	86 58				
												345	H	Eastern Ill.	59 37				

Non-Div I Games: Trevecca Nazarene 97 39

Bel mont

B
e
l
m
o
n
t

Average RPI Win: 267

Average RPI Loss: 151

WON-LOST
RECORDWINNING
PCT. RANKLAST 10
GAMESSTRENGTH OF
SCHEDULEOPP. STRENGTH
OF SCHEDULETEAM
RPIADJ.
RPICONF.
RPIADJ CONF.
RPI

DIV. I ONLY	22- 7	35	7- 3	298	339	134	134	30	30
DIV. I NON-CONF.	6- 5	149	0- 1	181	302	163	163	30	30
<hr/>									
TOTALS	RPI 1-25	RPI 26-50	W-L RECORDS	RPI 51-100	RPI 101-999	RPI 201+			
22- 7	0- 0	0- 0	OVERALL	0- 3	22- 4	19- 2			
10- 3	0- 0	0- 0	HOME	0- 1	10- 2	9- 1			
9- 3	0- 0	0- 0	AWAY	0- 2	9- 1	8- 1			
3- 1	0- 0	0- 0	NEUTRAL	0- 0	3- 1	2- 0			
6- 5	0- 0	0- 0	NON-CONFERENCE	0- 3	6- 2	4- 2			
3- 2	0- 0	0- 0	HOME	0- 1	3- 1	2- 1			
1- 3	0- 0	0- 0	AWAY	0- 2	1- 1	1- 1			
2- 0	0- 0	0- 0	NEUTRAL	0- 0	2- 0	1- 0			
16- 2	0- 0	0- 0	CONFERENCE	0- 0	16- 2	15- 0			
7- 1	0- 0	0- 0	HOME	0- 0	7- 1	7- 0			
8- 0	0- 0	0- 0	AWAY	0- 0	8- 0	7- 0			
1- 1	0- 0	0- 0	NEUTRAL	0- 0	1- 1	1- 0			

RPI 1-25				RPI 26-50				RPI 51-100				RPI 101+ Team's RPI: 134			
RPI	S	Opponent	Score	RPI	S	Opponent	Score	RPI	S	Opponent	Score	RPI	S	Opponent	Score
								56	A	Miami (FL)	39 85	126	N	Texas St.	62 56
								65	A	Georgia Tech	32 85	145	H	N.C. A&T	55 62
								96	H	Jacksonville	58 68	156	A	Hampton	61 56
												156	N	Hampton	60 61
												186	H	Southern U.	68 56
												204	N	Richmond	63 50
												219	A	Norfolk St.	58 51
												219	H	Norfolk St.	60 45
												240	A	North Florida	63 70
												243	H	Prairie View	77 52
												251	H	Grand Canyon	69 60
												267	A	UMES	55 48
												267	H	UMES	73 61
												267	N	UMES	71 65
												268	A	Howard	59 55
												272	A	Morgan St.	64 57
												297	H	Southeastern La.	58 60
												299	A	FIU	77 59
												316	H	South Carolina St.	68 50
												321	H	N.C. Central	57 47
												322	A	Coppin St.	75 63
												322	H	Coppin St.	64 38
												333	A	Delaware St.	68 60
												335	A	Florida A&M	62 42
												335	H	Florida A&M	44 42
												340	H	Savannah St.	75 54
LAST 12 Division I GAMES:															
				65	A	Georgia Tech	32 85	272	A	Morgan St.	64 57				
				156	N	Hampton	60 61	322	A	Coppin St.	75 63				
				267	N	UMES	71 65	321	H	N.C. Central	57 47				
				335	A	Florida A&M	62 42	267	H	UMES	73 61				
				145	H	N.C. A&T	55 62	219	H	Norfolk St.	60 45				
				340	H	Savannah St.	75 54	322	H	Coppin St.	64 38				

Non-Div I Games: Edward Waters 101 60 Palm Beach Atl. 61 48

Bethune-Cookman

■ Loss,
 ■ Non-Conf,
 ■ S Site,
 ■ Home
 ■ A Away
 N Neutral

Average RPI Win:	242	WON-LOST	WINNING	LAST 10	STRENGTH OF	OPP. STRENGTH	TEAM	ADJ.	CONF.	ADJ CONF.
Average RPI Loss:	126	RECORD	PCT. RANK	GAMES	SCHEDULE	OF SCHEDULE	RPI	RPI	RPI	RPI
DIV. I ONLY	19- 12	104	5- 5	265	234	160	160	20	20	
DIV. I NON-CONF.	9- 5	90	1- 1	293	207	153	153	24	24	

TOTALS	RPI 1-25	RPI 26-50	W-L RECORDS	RPI 51-100	RPI 101-999	RPI 201+				
19- 12	0- 0	0- 0	OVERALL	2- 6	17- 6	12- 1				
7- 6	0- 0	0- 0	HOME	1- 4	6- 2	4- 0				
11- 4	0- 0	0- 0	AWAY	1- 2	10- 2	7- 0				
1- 2	0- 0	0- 0	NEUTRAL	0- 0	1- 2	1- 1				
9- 5	0- 0	0- 0	NON-CONFERENCE	1- 3	8- 2	6- 1				
3- 2	0- 0	0- 0	HOME	1- 2	2- 0	1- 0				
5- 2	0- 0	0- 0	AWAY	0- 1	5- 1	4- 0				
1- 1	0- 0	0- 0	NEUTRAL	0- 0	1- 1	1- 1				
10- 7	0- 0	0- 0	CONFERENCE	1- 3	9- 4	6- 0				
4- 4	0- 0	0- 0	HOME	0- 2	4- 2	3- 0				
6- 2	0- 0	0- 0	AWAY	1- 1	5- 1	3- 0				
0- 1	0- 0	0- 0	NEUTRAL	0- 0	0- 1	0- 0				

RPI	S	Opponent	Score	RPI	S	Opponent	Score	RPI	S	Opponent	Score	RPI	S	Opponent	Score	Team's RPI: 160
61	H	Penn	77 72	73	A	Maine	66 62	73	H	Maine	38 61	121	H	Dartmouth	80 64	
82	H	Albany (NY)	46 63	90	H	Yale	69 73	137	A	Hartford	45 61	137	H	Hartford	64 59	
90	H	Yale	64 70	94	A	Bucknell	59 64	137	N	Hartford	68 72	137	N	Hartford	68 72	
								152	A	Army West Point	61 73	154	A	Youngstown St.	70 59	
								181	A	New Hampshire	54 52	181	A	New Hampshire	61 63	
								189	A	Stony Brook	69 64	189	A	Stony Brook	59 67	
								202	N	Tulsa	55 60	202	N	Tulsa	55 60	
								254	A	Rider	76 54	254	A	Rider	76 54	
								266	A	Cornell	66 58	266	A	Cornell	66 58	
								267	N	UMES	68 51	267	N	UMES	68 51	
								295	A	Vermont	62 48	295	A	Vermont	62 48	
								295	H	Vermont	52 38	295	H	Vermont	52 38	
								298	A	Bryant	55 47	298	A	Bryant	55 47	
								323	A	UMBC	68 53	323	A	UMBC	68 53	
								323	H	UMBC	81 51	323	H	UMBC	81 51	
								329	A	Southern Utah	72 66	329	A	Southern Utah	72 66	
								339	H	NJIT	67 36	339	H	NJIT	67 36	
								348	A	UMass Lowell	76 46	348	A	UMass Lowell	76 46	
								348	H	UMass Lowell	52 38	348	H	UMass Lowell	52 38	

LAST 12 Division I GAMES:																
90	H	Yale	64 70	295	H	Vermont	52 38	323	A	UMBC	68 53	323	A	UMBC	68 53	
154	A	Youngstown St.	70 59	189	A	Stony Brook	69 64	73	H	Maine	38 61	73	H	Maine	38 61	
137	N	Hartford	68 72	295	A	Vermont	62 48	295	A	Vermont	62 48	295	A	Vermont	62 48	
137	A	Hartford	45 61	181	A	New Hampshire	54 52									
82	H	Albany (NY)	53 57													
348	H	UMass Lowell	52 38													

Non-Div I Games: SUNY Cortland 90 36

Binghamton

Average RPI Win: 195		WON-LOST RECORD	WINNING PCT. RANK	LAST 10 GAMES	STRENGTH OF SCHEDULE	OPP. STRENGTH OF SCHEDULE	TEAM RPI	ADJ. RPI	CONF. RPI	ADJ CONF. RPI
DIV. I ONLY		21- 10	70	9- 1	192	113	105	105	15	15
DIV. I NON-CONF.		4- 6	212	0- 1	220	95	232	232	14	14
TOTALS	RPI 1-25		RPI 26-50		W-L RECORDS		RPI 51-100	RPI 101-999		RPI 201+
21- 10	0- 1		0- 0		OVERALL		4- 4	17- 5		9- 2
9- 5	0- 0		0- 0		HOME		3- 2	6- 3		3- 1
9- 3	0- 1		0- 0		AWAY		1- 2	8- 0		5- 0
3- 2	0- 0		0- 0		NEUTRAL		0- 0	3- 2		1- 1
4- 6	0- 1		0- 0		NON-CONFERENCE		1- 1	3- 4		1- 2
2- 3	0- 0		0- 0		HOME		1- 1	1- 2		0- 1
2- 1	0- 1		0- 0		AWAY		0- 0	2- 0		1- 0
0- 2	0- 0		0- 0		NEUTRAL		0- 0	0- 2		0- 1
17- 4	0- 0		0- 0		CONFERENCE		3- 3	14- 1		8- 0
7- 2	0- 0		0- 0		HOME		2- 1	5- 1		3- 0
7- 2	0- 0		0- 0		AWAY		1- 2	6- 0		4- 0
3- 0	0- 0		0- 0		NEUTRAL		0- 0	3- 0		1- 0

RPI 1-25			
RPI	S	Opponent	Score
3	A	Louisville	42 74

RPI 26-50			
RPI	S	Opponent	Score

RPI 51-100			
RPI	S	Opponent	Score
77	A	Wyoming	67 63
77	H	Wyoming	51 66
79	H	Saint Mary's (CA)	72 74
89	A	New Mexico	83 100
89	H	New Mexico	91 85
93	H	Saint Francis (PA)	87 59
95	A	UNLV	54 77
95	H	UNLV	69 60

RPI 101+			
RPI	S	Opponent	Score
108	A	Colorado St.	62 58
108	H	Colorado St.	55 49
108	N	Colorado St.	76 51
116	H	Washington St.	53 61
144	H	Fresno St.	75 66
147	A	Eastern Wash.	61 57
151	A	Nevada	63 55
151	H	Nevada	68 72
151	N	Nevada	62 60
165	N	San Diego	52 72
196	H	Washington	85 62
211	H	CSU Bakersfield	59 65
269	A	San Diego St.	86 70
269	H	San Diego St.	64 53
276	A	San Jose St.	112 80
288	A	Air Force	58 47
288	H	Air Force	49 46
288	N	Air Force	60 46
305	N	Northern Ariz.	60 62
311	A	Utah St.	64 42
311	H	Utah St.	68 60
318	A	Portland	73 47

LAST 12 Division I GAMES:			
3	A	Louisville	42 74
151	N	Nevada	62 60
108	N	Colorado St.	76 51
288	N	Air Force	60 46
77	A	Wyoming	67 63
269	H	San Diego St.	64 53
108	H	Colorado St.	55 49
288	A	Air Force	58 47
151	A	Nevada	63 55
311	H	Utah St.	68 60
89	H	New Mexico	91 85
95	A	UNLV	54 77

Non-Div I Games:	Corban	94	50	Northwest Chrst.	83	51
------------------	--------	----	----	------------------	----	----

Boi se St.

■ Loss, ■ Non-Conf, S Site, H Home A Away N Neutral

Average RPI Win:	168	WON-LOST	WINNING	LAST 10	STRENGTH OF	OPP. STRENGTH	TEAM	ADJ.	CONF.	ADJ CONF.
Average RPI Loss:	88	RECORD	PCT. RANK	GAMES	SCHEDULE	OF SCHEDULE	RPI	RPI	RPI	RPI
DIV. I ONLY	7- 23	303	1- 9	44	40	209	209	1	1	
DIV. I NON-CONF.	5- 8	219	0- 0	186	215	236	236	1	1	

TOTALS	RPI 1-25	RPI 26-50	W-L RECORDS	RPI 51-100	RPI 101-999	RPI 201+				
7- 23	0- 6	0- 5	OVERALL	2- 3	5- 9	2- 4				
6- 9	0- 2	0- 2	HOME	2- 2	4- 3	1- 1				
1- 13	0- 4	0- 3	AWAY	0- 1	1- 4	1- 2				
0- 1	0- 0	0- 0	NEUTRAL	0- 0	0- 1	0- 0				
5- 8	0- 0	0- 1	NON-CONFERENCE	2- 1	3- 6	2- 4				
4- 3	0- 0	0- 0	HOME	2- 1	2- 2	1- 1				
1- 5	0- 0	0- 1	AWAY	0- 0	1- 4	1- 3				
0- 0	0- 0	0- 0	NEUTRAL	0- 0	0- 0	0- 0				
2- 15	0- 6	0- 4	CONFERENCE	0- 2	2- 3	0- 0				
2- 6	0- 2	0- 2	HOME	0- 1	2- 1	0- 0				
0- 8	0- 4	0- 2	AWAY	0- 1	0- 1	0- 0				
0- 1	0- 0	0- 0	NEUTRAL	0- 0	0- 1	0- 0				

RPI 1-25				RPI 26-50				RPI 51-100				RPI 101+ Team's RPI: 209			
RPI	S	Opponent	Score	RPI	S	Opponent	Score	RPI	S	Opponent	Score	RPI	S	Opponent	Score
1	A	Notre Dame	60 89	30	H	Virginia	57 68	56	H	Miami (FL)	43 65	111	H	Wake Forest	59 67
1	H	Notre Dame	55 89	36	A	Minnesota	68 78	65	A	Georgia Tech	43 67	114	H	North Carolina	77 64
3	H	Louisville	52 87	41	A	Syracuse	63 69	73	H	Maine	40 61	114	N	North Carolina	64 69
9	A	Florida St.	39 67	41	H	Syracuse	57 75	75	H	Fordham	55 52	121	A	Dartmouth	57 68
14	A	Duke	50 75	47	A	Virginia Tech	58 89	80	H	Houston	79 74	132	H	Seton Hall	53 73
16	A	NC State	54 72									163	A	Clemson	61 65
												181	H	New Hampshire	64 55
												185	H	Pittsburgh	72 61
												213	A	Columbia	60 68
												218	A	Providence	55 63
												235	A	Boston U.	57 61
												242	A	Holy Cross	70 61
												274	H	Fairfield	58 66
												298	H	Bryant	65 42

LAST 12 Division I GAMES:															
114	N	North Carolina	64 69	65	A	Georgia Tech	43 67								
41	A	Syracuse	63 69	16	A	NC State	54 72								
9	A	Florida St.	39 67	111	H	Wake Forest	59 67								
1	H	Notre Dame	55 89	41	H	Syracuse	57 75								
3	H	Louisville	52 87	14	A	Duke	50 75								
185	H	Pittsburgh	72 61	56	H	Miami (FL)	43 65								

Non-Div I Games:

Boston College

Average RPI Win: 229		WON-LOST RECORD	WINNING PCT. RANK	LAST 10 GAMES	STRENGTH OF SCHEDULE	OPP. STRENGTH OF SCHEDULE	TEAM RPI	ADJ. RPI	CONF. RPI	ADJ CONF. RPI
Average RPI Loss: 149										
DIV. I ONLY		10- 19	249	2- 8	193	190	235	235	16	16
DIV. I NON-CONF.		5- 5	169	0- 0	198	187	156	156	18	18
TOTALS		RPI 1-25	RPI 26-50	W-L RECORDS		RPI 51-100	RPI 101-999	RPI 201+		
10- 19	0- 0		0- 1	OVERALL		0- 7	10- 11	7- 7		
4- 9	0- 0		0- 1	HOME		0- 3	4- 5	3- 3		
6- 10	0- 0		0- 0	AWAY		0- 4	6- 6	4- 4		
0- 0	0- 0		0- 0	NEUTRAL		0- 0	0- 0	0- 0		
5- 5	0- 0		0- 1	NON-CONFERENCE		0- 1	5- 3	3- 0		
2- 2	0- 0		0- 1	HOME		0- 0	2- 1	1- 0		
3- 3	0- 0		0- 0	AWAY		0- 1	3- 2	2- 0		
0- 0	0- 0		0- 0	NEUTRAL		0- 0	0- 0	0- 0		
5- 14	0- 0		0- 0	CONFERENCE		0- 6	5- 8	4- 7		
2- 7	0- 0		0- 0	HOME		0- 3	2- 4	2- 3		
3- 7	0- 0		0- 0	AWAY		0- 3	3- 4	2- 4		
0- 0	0- 0		0- 0	NEUTRAL		0- 0	0- 0	0- 0		

RPI 1-25				RPI 26-50				RPI 51-100				RPI 101+				Team's RPI: 235	
RPI	S	Opponent	Score	RPI	S	Opponent	Score	RPI	S	Opponent	Score	RPI	S	Opponent	Score		
				50	H	UCF	32 47	52	A	Ameri can	50 66	119	A	Del aware	85 79		
								52	H	Ameri can	54 61	152	A	Army West Point	60 59		
								62	A	Harvard	70 80	152	H	Army West Point	47 48		
								76	A	Navy	48 59	155	H	Northeastern	74 73		
								76	H	Navy	59 64	161	H	Marist	52 80		
								94	A	Bucknel I	57 67	172	A	Brown	68 92		
								94	H	Bucknel I	58 63	181	A	New Hampshire	57 72		
												209	H	Boston College	61 57		
												212	A	Lehigh	58 74		
												212	H	Lehigh	56 65		
												237	A	Lafayette	41 44		
												237	A	Lafayette	61 66		
												237	H	Lafayette	45 47		
												238	A	Loyol a Maryl and	52 65		
												238	H	Loyol a Maryl and	75 56		
												242	A	Holy Cross	64 58		
												242	H	Holy Cross	57 60		
												290	A	Col gate	62 49		
												290	H	Col gate	66 64		
												295	A	Vermont	57 41		
												298	A	Bryant	78 61		
LAST 12 Division I GAMES:																	
				237	A	Lafayette	61 66	242	A	Holy Cross	64 58						
				238	A	Loyol a Maryl and	52 65	290	H	Col gate	66 64						
				152	H	Army West Point	47 48	212	H	Lehigh	56 65						
				237	A	Lafayette	41 44	94	A	Bucknel I	57 67						
				76	A	Navy	48 59	237	H	Lafayette	45 47						
				52	H	Ameri can	54 61	76	H	Navy	59 64						

Non-Div I Games:

Boston U.

■ Loss, ■ Non-Conf, S Site, H Home A Away N Neutral

Average RPI Win:	235	WON-LOST	WINNING	LAST 10	STRENGTH OF	OPP. STRENGTH	TEAM	ADJ.	CONF.	ADJ CONF.
Average RPI Loss:	100	RECORD	PCT. RANK	GAMES	SCHEDULE	OF SCHEDULE	RPI	RPI	RPI	RPI
DIV. I ONLY	10- 19	249	1- 9	125	109	213	213	8	8	
DIV. I NON-CONF.	7- 3	68	0- 0	244	336	116	116	8	8	

TOTALS	RPI 1-25	RPI 26-50	W-L RECORDS	RPI 51-100	RPI 101-999	RPI 201+				
10- 19	0- 3	0- 1	OVERALL	0- 5	10- 10	8- 1				
5- 8	0- 1	0- 0	HOME	0- 3	5- 4	4- 1				
3- 11	0- 2	0- 1	AWAY	0- 2	3- 6	2- 0				
2- 0	0- 0	0- 0	NEUTRAL	0- 0	2- 0	2- 0				
7- 3	0- 0	0- 1	NON-CONFERENCE	0- 0	7- 2	6- 1				
3- 1	0- 0	0- 0	HOME	0- 0	3- 1	3- 1				
2- 2	0- 0	0- 1	AWAY	0- 0	2- 1	1- 0				
2- 0	0- 0	0- 0	NEUTRAL	0- 0	2- 0	2- 0				
3- 16	0- 3	0- 0	CONFERENCE	0- 5	3- 8	2- 0				
2- 7	0- 1	0- 0	HOME	0- 3	2- 3	1- 0				
1- 9	0- 2	0- 0	AWAY	0- 2	1- 5	1- 0				
0- 0	0- 0	0- 0	NEUTRAL	0- 0	0- 0	0- 0				

RPI 1-25				RPI 26-50				RPI 51-100				RPI 101+ Team's RPI: 213			
RPI	S	Opponent	Score	RPI	S	Opponent	Score	RPI	S	Opponent	Score	RPI	S	Opponent	Score
15	A	Central Mich.	54 90	32	A	South Dakota St.	44 76	57	A	Ball St.	41 82	101	A	Western Mich.	71 85
20	A	Buffalo	38 74					57	H	Ball St.	73 84	101	A	Western Mich.	58 67
20	H	Buffalo	67 88					83	A	Miami (OH)	64 92	101	H	Western Mich.	67 81
								83	H	Miami (OH)	62 66	117	A	Cincinnati	51 75
								84	H	Tolledo	67 77	120	A	Ohio	58 69
												120	H	Ohio	63 70
												123	A	Robert Morris	64 62
												148	A	Northern Ill.	68 73
												149	A	Kent St.	57 81
												149	H	Kent St.	60 50
												200	H	Eastern Mich.	52 54
												219	N	Norfolk St.	59 50
												224	H	Xavier	63 53
												229	A	Akron	66 64
												229	H	Akron	84 63
												241	N	Fla. Atlantic	66 55
												285	H	Canisius	57 71
												291	H	Valparaiso	90 77
												315	H	Eastern Ky.	77 60
												327	A	Detroit Mercy	85 81

LAST 12 Division I GAMES:															
101	A	Western Mich.	71 85	148	A	Northern Ill.	68 73								
20	A	Buffalo	38 74	101	H	Western Mich.	67 81								
229	H	Akron	84 63	83	H	Miami (OH)	62 66								
83	A	Miami (OH)	64 92	149	A	Kent St.	57 81								
20	H	Buffalo	67 88	84	H	Tolledo	67 77								
120	A	Ohio	58 69	57	A	Ball St.	41 82								

Non-Div I Games: Ferris St. 82 73

Bowling Green

Loss,
Non-Conf, S Site,
H Home
A Away
N Neutral

Average RPI Win:	282	WON-LOST	WINNING	LAST 10	STRENGTH OF	OPP. STRENGTH	TEAM	ADJ.	CONF.	ADJ CONF.
Average RPI Loss:	161	RECORD	PCT. RANK	GAMES	SCHEDULE	OF SCHEDULE	RPI	RPI	RPI	RPI
DIV. I ONLY	12- 18	228	2- 8	318	268	270	270	24	24	
DIV. I NON-CONF.	5- 5	169	0- 0	256	288	200	200	21	21	

TOTALS	RPI 1-25	RPI 26-50	W-L RECORDS	RPI 51-100	RPI 101-999	RPI 201+				
12- 18	0- 0	0- 1	OVERALL	0- 5	12- 12	10- 6				
5- 8	0- 0	0- 0	HOME	0- 2	5- 6	4- 3				
5- 9	0- 0	0- 1	AWAY	0- 2	5- 6	5- 3				
2- 1	0- 0	0- 0	NEUTRAL	0- 1	2- 0	1- 0				
5- 5	0- 0	0- 1	NON-CONFERENCE	0- 0	5- 4	3- 2				
3- 1	0- 0	0- 0	HOME	0- 0	3- 1	2- 0				
1- 4	0- 0	0- 1	AWAY	0- 0	1- 3	1- 2				
1- 0	0- 0	0- 0	NEUTRAL	0- 0	1- 0	0- 0				
7- 13	0- 0	0- 0	CONFERENCE	0- 5	7- 8	7- 4				
2- 7	0- 0	0- 0	HOME	0- 2	2- 5	2- 3				
4- 5	0- 0	0- 0	AWAY	0- 2	4- 3	4- 1				
1- 1	0- 0	0- 0	NEUTRAL	0- 1	1- 0	1- 0				

RPI S Opponent	Score	RPI S Opponent	Score	RPI S Opponent	Score	RPI S Opponent	Score	Team's RPI: 270
		28 A Green Bay	40 72	69 A Drake	71 77	104 H Western Ill.	87 80	
				69 H Drake	75 84	128 H Cleveland St.	65 67	
				97 A Missouri St.	54 74	135 A UNI	50 63	
				97 H Missouri St.	65 71	135 H UNI	40 51	
				97 N Missouri St.	68 76	148 A Northern Ill.	52 76	
						171 A Southern Ill.	53 62	
						171 H Southern Ill.	62 63	
						179 N Nicholas St.	75 65	
						228 A Southeast Mo. St.	53 57	
						233 A Illinois	62 74	
						239 H Omaha	69 56	
						245 A Illinois St.	62 42	
						245 H Illinois St.	41 53	
						265 A Indiana St.	50 65	
						265 H Indiana St.	70 74	
						291 A Valparaiso	88 69	
						291 H Valparaiso	69 58	
						309 A Loyola Chicago	59 57	
						309 H Loyola Chicago	61 71	
						332 H Ill. -Chicago	58 48	
						345 A Eastern Ill.	67 52	
						349 A Evansville	117 59	
						349 H Evansville	92 47	
						349 N Evansville	77 49	
LAST 12 Division I GAMES:								
		97 N Missouri St.	68 76	349 H Evansville	92 47			
		349 N Evansville	77 49	171 A Southern Ill.	53 62			
		245 H Illinois St.	41 53	97 A Missouri St.	54 74			
		135 A UNI	50 63	309 H Loyola Chicago	61 71			
		69 A Drake	71 77	291 H Valparaiso	69 58			
		265 H Indiana St.	70 74	69 H Drake	75 84			

Non-Div I Games: Lincoln (MO) 88 44

Bradley

Average RPI	Win:	236	WON-LOST	WINNING	LAST 10	STRENGTH OF	OPP. STRENGTH	TEAM	ADJ.	CONF.	ADJ CONF.
Average RPI	Loss:	97	RECORD	PCT. RANK	GAMES	SCHEDULE	OF SCHEDULE	RPI	RPI	RPI	RPI
DIV. I ONLY		14- 12	147	2- 8	226	126	172	172	9	9	
DIV. I NON-CONF.		11- 1	5	0- 0	318	303	97	97	9	9	

TOTALS	RPI 1-25		RPI 26-50		W-L RECORDS	RPI 51-100		RPI 101-999		RPI 201+	
14- 12	0- 0		0- 2		OVERALL	1- 6		13- 4		11- 2	
6- 6	0- 0		0- 1		HOME	1- 3		5- 2		5- 1	
6- 6	0- 0		0- 1		AWAY	0- 3		6- 2		5- 1	
2- 0	0- 0		0- 0		NEUTRAL	0- 0		2- 0		1- 0	
11- 1	0- 0		0- 0		NON-CONFERENCE	0- 1		11- 0		9- 0	
4- 1	0- 0		0- 0		HOME	0- 1		4- 0		4- 0	
5- 0	0- 0		0- 0		AWAY	0- 0		5- 0		4- 0	
2- 0	0- 0		0- 0		NEUTRAL	0- 0		2- 0		1- 0	
3- 11	0- 0		0- 2		CONFERENCE	1- 5		2- 4		2- 2	
2- 5	0- 0		0- 1		HOME	1- 2		1- 2		1- 1	
1- 6	0- 0		0- 1		AWAY	0- 3		1- 2		1- 1	
0- 0	0- 0		0- 0		NEUTRAL	0- 0		0- 0		0- 0	

RPI	S	Opponent	Score	RPI	S	Opponent	Score	RPI	S	Opponent	Score	RPI	S	Opponent	Score
29	A	Princeton	44 79	29	H	Princeton	62 77	53	H	Cal i forni a	79 89	121	A	Dartmouth	73 78
								61	A	Penn	56 67	121	H	Dartmouth	60 77
								61	H	Penn	55 88	156	N	Hampton	73 66
								62	A	Harvard	85 87	191	A	Paci fic	74 57
								62	H	Harvard	74 86	213	A	Col umbi a	84 80
								90	A	Yal e	63 77	213	H	Col umbi a	74 90
								90	H	Yal e	81 71	218	A	Provi dence	64 59
												235	H	Boston U.	92 68
												242	H	Holy Cross	82 78
												247	H	Sacred Heart	102 77
												266	A	Cornel I	68 70
												266	H	Cornel I	85 59
												268	A	Howard	85 81
												287	A	Central Conn. St.	78 55
												290	A	Col gate	83 73
												298	H	Bryant	85 62
												298	N	Bryant	72 60
LAST 12 Di vi si on I GAMES:															
61	A	Penn	56 67	213	A	Col umbi a	84 80								
29	A	Princeton	44 79	266	A	Cornel I	68 70								
266	H	Cornel I	85 59	29	H	Princeton	62 77								
213	H	Col umbi a	74 90	61	H	Penn	55 88								
121	H	Dartmouth	60 77	62	A	Harvard	85 87								
62	H	Harvard	74 86	121	A	Dartmouth	73 78								

Non-Di v I Games: Johnson & Wales (RI) 100 79

Brown

Average RPI Win: 283
Average RPI Loss: 193

WON-LOST
RECORD

WINNING
PCT. RANK

LAST 10
GAMES

STRENGTH OF
SCHEDULE

OPP. STRENGTH
OF SCHEDULE

TEAM
RPI

ADJ.
RPI

CONF.
RPI

ADJ CONF.
RPI

DIV. I ONLY	9- 21	272	3- 7	282	309	298	298	29	29
DIV. I NON-CONF.	1- 10	327	0- 0	240	244	330	330	29	29
<hr/>									
TOTALS	RPI 1-25	RPI 26-50	W-L RECORDS	RPI 51-100	RPI 101-999	RPI 201+			
9- 21	0- 0	0- 0	OVERALL	0- 4	9- 17	9- 10			
4- 9	0- 0	0- 0	HOME	0- 1	4- 8	4- 4			
4- 10	0- 0	0- 0	AWAY	0- 3	4- 7	4- 5			
1- 2	0- 0	0- 0	NEUTRAL	0- 0	1- 2	1- 1			
1- 10	0- 0	0- 0	NON-CONFERENCE	0- 2	1- 8	1- 3			
0- 4	0- 0	0- 0	HOME	0- 0	0- 4	0- 1			
0- 5	0- 0	0- 0	AWAY	0- 2	0- 3	0- 2			
1- 1	0- 0	0- 0	NEUTRAL	0- 0	1- 1	1- 0			
8- 11	0- 0	0- 0	CONFERENCE	0- 2	8- 9	8- 7			
4- 5	0- 0	0- 0	HOME	0- 1	4- 4	4- 3			
4- 5	0- 0	0- 0	AWAY	0- 1	4- 4	4- 3			
0- 1	0- 0	0- 0	NEUTRAL	0- 0	0- 1	0- 1			

RPI 1-25				RPI 26-50				RPI 51-100				RPI 101+				Team's RPI: 298
RPI	S	Opponent	Score	RPI	S	Opponent	Score	RPI	S	Opponent	Score	RPI	S	Opponent	Score	
								70	A	James Madison	36 67	123	A	Robert Morris	49 72	
								73	A	Maine	68 70	123	H	Robert Morris	61 67	
								93	A	Saint Francis (PA)	69 87	137	H	Hartford	47 59	
								93	H	Saint Francis (PA)	78 94	160	H	Binghamton	47 55	
												172	A	Brown	62 85	
												172	N	Brown	60 72	
												181	H	New Hampshire	65 74	
												209	A	Boston College	42 65	
												235	H	Boston U.	61 78	
												242	A	Holy Cross	57 59	
												247	A	Sacred Heart	81 73	
												247	H	Sacred Heart	60 56	
												247	N	Sacred Heart	63 80	
												261	A	LIU Brooklyn	61 69	
												261	H	LIU Brooklyn	75 56	
												275	A	St. Francis Brooklyn	60 66	
												275	H	St. Francis Brooklyn	73 63	
												280	A	Fairleigh Dickinson	65 48	
												280	H	Fairleigh Dickinson	69 77	
												287	A	Central Conn. St.	59 66	
												287	H	Central Conn. St.	66 50	
												292	A	Mt. St. Mary's	67 64	
												292	H	Mt. St. Mary's	63 68	
												328	A	Wagner	70 60	
												328	H	Wagner	66 75	
												334	N	Rhode Island	58 52	
<hr/>																
LAST 12 Division I GAMES:																
				247	N	Sacred Heart	63 80	292	A	Mt. St. Mary's	67 64					
				275	A	St. Francis Brooklyn	60 66	287	A	Central Conn. St.	59 66					
				261	A	LIU Brooklyn	61 69	247	H	Sacred Heart	60 56					
				93	H	Saint Francis (PA)	78 94	280	H	Fairleigh Dickinson	69 77					
				123	H	Robert Morris	61 67	93	A	Saint Francis (PA)	69 87					
				328	A	Wagner	70 60	123	A	Robert Morris	49 72					

Non-Div I Games:

Bryant

Loss, Non-Conf, S Site, H Home A Away N Neutral

Average RPI Win:	211	WON-LOST	WINNING	LAST 10	STRENGTH OF	OPP. STRENGTH	TEAM	ADJ.	CONF.	ADJ CONF.
Average RPI Loss:	135	RECORD	PCT. RANK	GAMES	SCHEDULE	OF SCHEDULE	RPI	RPI	RPI	RPI
DIV. I ONLY	22- 10	66	8- 2	178	194	94	94	16	16	
DIV. I NON-CONF.	6- 6	169	0- 1	250	178	182	182	18	18	
<hr/>										
TOTALS	RPI 1-25	RPI 26-50	W-L RECORDS	RPI 51-100	RPI 101-999	RPI 201+				
22- 10	0- 0	0- 0	OVERALL	3- 5	19- 5	15- 3				
12- 4	0- 0	0- 0	HOME	2- 1	10- 3	8- 2				
10- 6	0- 0	0- 0	AWAY	1- 4	9- 2	7- 1				
0- 0	0- 0	0- 0	NEUTRAL	0- 0	0- 0	0- 0				
6- 6	0- 0	0- 0	NON-CONFERENCE	0- 3	6- 3	4- 1				
3- 2	0- 0	0- 0	HOME	0- 0	3- 2	2- 1				
3- 4	0- 0	0- 0	AWAY	0- 3	3- 1	2- 0				
0- 0	0- 0	0- 0	NEUTRAL	0- 0	0- 0	0- 0				
16- 4	0- 0	0- 0	CONFERENCE	3- 2	13- 2	11- 2				
9- 2	0- 0	0- 0	HOME	2- 1	7- 1	6- 1				
7- 2	0- 0	0- 0	AWAY	1- 1	6- 1	5- 1				
0- 0	0- 0	0- 0	NEUTRAL	0- 0	0- 0	0- 0				

Bucknell

Bucknell

RPI	S	Opponent	Score	RPI	S	Opponent	Score	RPI	S	Opponent	Score	RPI	S	Opponent	Score
RPI 1-25				RPI 26-50				RPI 51-100				RPI 101+			
52	A	American	58 68	52	H	American	57 52	52	A	American	58 68	131	H	Saint Joseph's	53 77
59	A	Drexel	54 63	59	A	Drexel	54 63	59	A	Drexel	54 63	152	A	Army West Point	75 55
60	A	West Virginia	50 83	60	A	West Virginia	50 83	60	A	West Virginia	50 83	152	H	Army West Point	60 36
75	A	Fordham	62 71	75	A	Fordham	62 71	75	A	Fordham	62 71	154	A	Youngstown St.	66 60
76	A	Navy	49 40	76	A	Navy	49 40	76	A	Navy	49 40	160	H	Binghamton	64 59
76	H	Navy	62 68	76	H	Navy	62 68	76	H	Navy	62 68	185	A	Pittsburgh	39 57
76	H	Navy	47 39	76	H	Navy	47 39	76	H	Navy	47 39	212	A	Lehigh	62 66
												212	H	Lehigh	59 52
												229	H	Akron	63 52
												235	A	Boston U.	63 58
												235	H	Boston U.	67 57
												237	A	Lafayette	80 57
												237	H	Lafayette	83 53
												238	A	Loyola Maryland	74 69
												238	H	Loyola Maryland	65 68
												242	A	Holy Cross	71 47
												242	H	Holy Cross	67 53
												242	H	Holy Cross	72 63
												254	A	Rider	76 71
												260	H	St. Bonaventure	48 59
												285	H	Canisius	76 57
												290	A	Colgate	63 42
												290	H	Colgate	77 57
												342	A	Iona	60 53
LAST 12 Division I GAMES:															
60	A	West Virginia	50 83	242	H	Holy Cross	72 63								
76	H	Navy	62 68	238	A	Loyola Maryland	74 69								
242	H	Holy Cross	67 53	290	A	Colgate	63 42								
152	A	Army West Point	75 55	212	H	Lehigh	59 52								
52	H	American	57 52	237	A	Lafayette	80 57								
76	A	Navy	49 40	235	H	Boston U.	67 57								

Non-Div I Games:

Bucknell

Average RPI Win:	136	WON-LOST	WINNING	LAST 10	STRENGTH OF	OPP. STRENGTH	TEAM	ADJ.	CONF.	ADJ CONF.
Average RPI Loss:	78	RECORD	PCT. RANK	GAMES	SCHEDULE	OF SCHEDULE	RPI	RPI	RPI	RPI
DIV. I ONLY	29- 6	12	8- 2	72	73	20	20	8	8	
DIV. I NON-CONF.	11- 3	37	2- 1	107	30	28	28	8	8	

TOTALS	RPI 1-25	RPI 26-50	W-L RECORDS	RPI 51-100	RPI 101-999	RPI 201+				
29- 6	3- 3	0- 0	OVERALL	8- 1	18- 2	8- 1				
12- 0	1- 0	0- 0	HOME	2- 0	9- 0	4- 0				
11- 4	1- 1	0- 0	AWAY	4- 1	6- 2	4- 1				
6- 2	1- 2	0- 0	NEUTRAL	2- 0	3- 0	0- 0				
11- 3	2- 1	0- 0	NON-CONFERENCE	3- 1	6- 1	4- 1				
3- 0	0- 0	0- 0	HOME	0- 0	3- 0	2- 0				
4- 2	1- 0	0- 0	AWAY	1- 1	2- 1	2- 1				
4- 1	1- 1	0- 0	NEUTRAL	2- 0	1- 0	0- 0				
18- 3	1- 2	0- 0	CONFERENCE	5- 0	12- 1	4- 0				
9- 0	1- 0	0- 0	HOME	2- 0	6- 0	2- 0				
7- 2	0- 1	0- 0	AWAY	3- 0	4- 1	2- 0				
2- 1	0- 1	0- 0	NEUTRAL	0- 0	2- 0	0- 0				

RPI	S	Opponent	Score	RPI	S	Opponent	Score	RPI	S	Opponent	Score
9	A	Florida St.	86 65	51	A	Arizona St.	57 76	101	H	Western Mi ch.	71 49
10	N	South Carolina	63 79	57	A	Bal l St.	84 80	101	N	Western Mi ch.	85 53
15	A	Central Mich.	79 86	68	N	Nebraska	82 72	119	H	Del aware	87 73
15	H	Central Mich.	85 82	71	A	St. John' s (NY)	73 72	120	A	Ohio	67 63
15	N	Central Mich.	91 96	83	A	Mi ami (OH)	64 49	120	H	Ohio	70 53
19	N	South Fla.	102 79	83	H	Mi ami (OH)	72 67	148	A	Northern Ill.	84 86
				84	A	Tol edo	84 73	149	A	Kent St.	81 51
				84	H	Tol edo	87 69	149	H	Kent St.	80 42
				95	N	UNLV	80 53	149	N	Kent St.	72 50
								163	N	Cl emson	61 41
								200	H	Eastern Mi ch.	97 92
								213	A	Col umbi a	65 63
								213	A	Bowl ing Green	88 67
								213	H	Bowl ing Green	74 38
								229	A	Akron	89 66
								229	H	Akron	85 71
								230	A	Ni agara	62 75
								260	A	St. Bonaventure	76 59
								267	H	UMES	76 41
								285	H	Can i si us	73 47
LAST 12 Division I GAMES:											
10	N	South Carolina	63 79	213	H	Bowl ing Green	74 38				
9	A	Florida St.	86 65	149	A	Kent St.	81 51				
19	N	South Fla.	102 79	120	H	Ohio	70 53				
15	N	Central Mich.	91 96	213	A	Bowl ing Green	88 67				
101	N	Western Mi ch.	85 53	229	H	Akron	85 71				
149	N	Kent St.	72 50	15	H	Central Mi ch.	85 82				

Non-Div I Games:

Buffalo

Average RPI Win:	189	WON-LOST	WINNING	LAST 10	STRENGTH OF	OPP. STRENGTH	TEAM	ADJ.	CONF.	ADJ CONF.
Average RPI Loss:	70	RECORD	PCT. RANK	GAMES	SCHEDULE	OF SCHEDULE	RPI	RPI	RPI	RPI
DIV. I ONLY	15- 17	193	2- 8	87	79	125	125	6	6	
DIV. I NON-CONF.	8- 4	77	0- 0	138	200	76	76	6	6	

TOTALS	RPI 1-25	RPI 26-50	W-L RECORDS	RPI 51-100	RPI 101-999	RPI 201+				
15- 17	0- 6	3- 2	OVERALL	1- 6	11- 3	10- 2				
7- 6	0- 2	1- 1	HOME	0- 2	6- 1	5- 1				
6- 8	0- 3	1- 1	AWAY	1- 2	4- 2	4- 1				
2- 3	0- 1	1- 0	NEUTRAL	0- 2	1- 0	1- 0				
8- 4	0- 1	1- 0	NON-CONFERENCE	0- 3	7- 0	7- 0				
4- 0	0- 0	0- 0	HOME	0- 0	4- 0	4- 0				
3- 2	0- 1	0- 0	AWAY	0- 1	3- 0	3- 0				
1- 2	0- 0	1- 0	NEUTRAL	0- 2	0- 0	0- 0				
7- 13	0- 5	2- 2	CONFERENCE	1- 3	4- 3	3- 2				
3- 6	0- 2	1- 1	HOME	0- 2	2- 1	1- 1				
3- 6	0- 2	1- 1	AWAY	1- 1	1- 2	1- 1				
1- 1	0- 1	0- 0	NEUTRAL	0- 0	1- 0	1- 0				

RPI 1-25				RPI 26-50				RPI 51-100				RPI 101+				Team's RPI: 125
RPI	S	Opponent	Score	RPI	S	Opponent	Score	RPI	S	Opponent	Score	RPI	S	Opponent	Score	
19	A	South Fla.	55 71	26	A	Villanova	76 53	57	A	Ball St.	75 87	132	A	Seton Hall	64 75	
21	A	Marquette	67 69	26	H	Villanova	67 69	59	N	Drexel	62 76	132	H	Seton Hall	66 48	
21	H	Marquette	59 78	43	A	Creighton	55 64	60	N	West Virginia	68 75	206	H	Wisconsin	69 62	
21	N	Marquette	61 73	43	H	Creighton	59 53	71	A	St. John's (NY)	38 76	218	A	Providence	69 48	
22	A	DePaul	65 87	47	N	Virginia Tech	79 77	71	H	St. John's (NY)	55 73	218	H	Providence	68 57	
22	H	DePaul	68 86					98	A	Georgetown	66 57	218	N	Providence	73 67	
								98	H	Georgetown	52 63	224	A	Xavier	54 57	
												224	H	Xavier	62 69	
												245	A	Illinois St.	56 45	
												250	H	Austin Peay	75 54	
												259	H	Lipscomb	70 58	
												265	A	Indiana St.	60 51	
												294	A	Murray St.	88 59	
												309	H	Loyola Chicago	64 52	

LAST 12 Division I GAMES:																
21	N	Marquette	61 73	22	H	DePaul	68 86	132	A	Seton Hall	64 75	71	A	St. John's (NY)	38 76	
218	N	Providence	73 67	26	H	Villanova	67 69	98	H	Georgetown	52 63	218	H	Providence	68 57	
224	A	Xavier	54 57	43	A	Creighton	55 64									
43	A	Creighton	59 53	21	H	Marquette	59 78									

Non-Div I Games:

Butler

Average RPI Win:	278	WON-LOST	WINNING	LAST 10	STRENGTH OF	OPP. STRENGTH	TEAM	ADJ.	CONF.	ADJ CONF.
Average RPI Loss:	185	RECORD	PCT. RANK	GAMES	SCHEDULE	OF SCHEDULE	RPI	RPI	RPI	RPI
DIV. I ONLY	16- 14	149	6- 4	315	314	211	211	31	31	
DIV. I NON-CONF.	4- 9	246	0- 1	269	186	258	258	31	31	

TOTALS	RPI 1-25	RPI 26-50	W-L RECORDS	RPI 51-100	RPI 101-999	RPI 201+				
16- 14	0- 1	0- 0	OVERALL	0- 1	16- 12	14- 6				
7- 4	0- 0	0- 0	HOME	0- 0	7- 4	6- 2				
7- 9	0- 1	0- 0	AWAY	0- 1	7- 7	6- 4				
2- 1	0- 0	0- 0	NEUTRAL	0- 0	2- 1	2- 0				
4- 9	0- 1	0- 0	NON-CONFERENCE	0- 1	4- 7	3- 3				
2- 2	0- 0	0- 0	HOME	0- 0	2- 2	2- 0				
2- 7	0- 1	0- 0	AWAY	0- 1	2- 5	1- 3				
0- 0	0- 0	0- 0	NEUTRAL	0- 0	0- 0	0- 0				
12- 5	0- 0	0- 0	CONFERENCE	0- 0	12- 5	11- 3				
5- 2	0- 0	0- 0	HOME	0- 0	5- 2	4- 2				
5- 2	0- 0	0- 0	AWAY	0- 0	5- 2	5- 1				
2- 1	0- 0	0- 0	NEUTRAL	0- 0	2- 1	2- 0				

RPI 1-25				RPI 26-50				RPI 51-100				RPI 101+ Team's RPI: 211			
RPI	S	Opponent	Score	RPI	S	Opponent	Score	RPI	S	Opponent	Score	RPI	S	Opponent	Score
13	A	Stanford	34 57					63	A	South Dakota	50 66	105	A	Boise St.	65 59
												144	H	Fresno St.	66 77
												146	A	Cal Poly	57 59
												176	A	UTEP	56 67
												190	A	Seattle U	56 64
												190	H	Seattle U	75 68
												190	N	Seattle U	54 57
												199	H	UC Irvine	59 72
												215	A	SMU	29 41
												221	A	New Mexico St.	48 56
												221	H	New Mexico St.	62 52
												225	A	UC Riverside	65 68
												239	H	Omaha	52 43
												251	A	Grand Canyon	69 40
												251	H	Grand Canyon	76 77
												251	N	Grand Canyon	61 55
												276	A	San Jose St.	57 67
												283	A	UMKC	76 62
												283	H	UMKC	58 60
												307	A	UTRGV	67 64
												307	H	UTRGV	71 30
												307	N	UTRGV	70 59
												320	H	Cal St. Fullerton	55 43
												324	A	Utah Valley	64 60
												324	H	Utah Valley	63 58
												329	A	Southern Utah	46 45
												346	A	Chicago St.	63 36
												346	H	Chicago St.	63 49

LAST 12 Division I GAMES:								144	H	Fresno St.	66 77	324	A	Utah Valley	64 60
								190	N	Seattle U	54 57	251	A	Grand Canyon	69 40
								251	N	Grand Canyon	61 55	307	H	UTRGV	71 30
								307	N	UTRGV	70 59	221	H	New Mexico St.	62 52
								251	H	Grand Canyon	76 77	283	A	UMKC	76 62
								190	A	Seattle U	56 64	346	A	Chicago St.	63 36

Non-Div I Games: Fresno Pacific 74 63 Whittier 72 35

C
S
U
NC
S
U
N

Loss, Non-Conf, S Site, H Home A Away N Neutral

C
a
l
P
o
l
y

Cal Poly		Through Games Of April 1, 2018									
Average RPI	Win: 248	WON-LOST	WINNING	LAST 10	STRENGTH OF	OPP. STRENGTH	TEAM	ADJ.	CONF.	ADJ CONF.	
Average RPI	Loss: 144	RECORD	PCT. RANK	GAMES	SCHEDULE	OF SCHEDULE	RPI	RPI	RPI	RPI	
DIV. I ONLY	16- 12	127	6- 4	225	249	146	146	21	21		
DIV. I NON-CONF.	5- 6	187	0- 0	184	297	173	173	19	19		

TOTALS	RPI 1-25	RPI 26-50	W-L RECORDS	RPI 51-100	RPI 101-999	RPI 201+					
16- 12	0- 0	0- 1	OVERALL	0- 3	16- 8	13- 2					
10- 2	0- 0	0- 0	HOME	0- 1	10- 1	7- 0					
6- 9	0- 0	0- 1	AWAY	0- 2	6- 6	6- 2					
0- 1	0- 0	0- 0	NEUTRAL	0- 0	0- 1	0- 0					
5- 6	0- 0	0- 1	NON-CONFERENCE	0- 1	5- 4	4- 1					
3- 1	0- 0	0- 0	HOME	0- 0	3- 1	2- 0					
2- 5	0- 0	0- 1	AWAY	0- 1	2- 3	2- 1					
0- 0	0- 0	0- 0	NEUTRAL	0- 0	0- 0	0- 0					
11- 6	0- 0	0- 0	CONFERENCE	0- 2	11- 4	9- 1					
7- 1	0- 0	0- 0	HOME	0- 1	7- 0	5- 0					
4- 4	0- 0	0- 0	AWAY	0- 1	4- 3	4- 1					
0- 1	0- 0	0- 0	NEUTRAL	0- 0	0- 1	0- 0					

RPI 1-25				RPI 26-50				RPI 51-100				RPI 101+ Team's RPI: 146			
RPI	S	Opponent	Score	RPI	S	Opponent	Score	RPI	S	Opponent	Score	RPI	S	Opponent	Score
				36	A	Minnesota	68 112	66	A	UC Davis	77 85	123	H	Robert Morris	50 66
								66	H	UC Davis	76 80	136	A	San Francisco	71 83
								79	A	Saint Mary's (CA)	64 82	136	H	San Francisco	88 83
												147	A	Eastern Wash.	72 75
												170	A	CSUN	66 86
												170	H	CSUN	84 71
												170	N	CSUN	50 73
												199	A	UC Irvine	66 107
												199	H	UC Irvine	79 76
												207	A	UC Santa Barbara	68 73
												207	H	UC Santa Barbara	73 72
												211	H	CSU Bakersfield	59 57
												225	A	UC Riverside	87 82
												225	H	UC Riverside	91 73
												251	H	Grand Canyon	75 69
												253	A	Hawaii	67 61
												253	H	Hawaii	52 50
												286	A	North Dakota St.	73 69
												301	A	Long Beach St.	75 64
												301	H	Long Beach St.	70 61
												305	A	Northern Ariz.	89 73
												320	A	Cal St. Fullerton	72 63
												320	H	Cal St. Fullerton	63 56
												324	A	Utah Valley	70 89
LAST 12 Division I GAMES:															
				170	N	CSUN	50 73	301	H	Long Beach St.	70 61				
				253	A	Hawaii	67 61	66	A	UC Davis	77 85				
				320	H	Cal St. Fullerton	63 56	225	H	UC Riverside	91 73				
				207	H	UC Santa Barbara	73 72	253	H	Hawaii	52 50				
				170	A	CSUN	66 86	320	A	Cal St. Fullerton	72 63				
				199	A	UC Irvine	66 107	301	A	Long Beach St.	75 64				

Non-Div I Games: Cal St. Monterey Bay77 44

Cal Poly

C
a
l
P
o
l
y

Average RPI Win: **281**
 Average RPI Loss: **187**

WON-LOST
RECORD

WINNING
PCT. RANK

LAST 10
GAMES

STRENGTH OF
SCHEDULE

OPP. STRENGTH
OF SCHEDULE

TEAM
RPI

ADJ.
RPI

CONF.
RPI

ADJ CONF.
RPI

DIV. I ONLY	7- 21	297	1- 9	297	257	320	320	21	21
DIV. I NON-CONF.	4- 8	237	0- 0	311	327	286	286	19	19
<hr/>									
TOTALS	RPI 1-25	RPI 26-50	W-L RECORDS	RPI 51-100	RPI 101-999	RPI 201+			
7- 21	0- 0	0- 0	OVERALL	0- 2	7- 19	7- 8			
5- 7	0- 0	0- 0	HOME	0- 1	5- 6	5- 1			
2- 13	0- 0	0- 0	AWAY	0- 1	2- 12	2- 7			
0- 1	0- 0	0- 0	NEUTRAL	0- 0	0- 1	0- 0			
4- 8	0- 0	0- 0	NON-CONFERENCE	0- 0	4- 8	4- 3			
2- 2	0- 0	0- 0	HOME	0- 0	2- 2	2- 0			
2- 5	0- 0	0- 0	AWAY	0- 0	2- 5	2- 3			
0- 1	0- 0	0- 0	NEUTRAL	0- 0	0- 1	0- 0			
3- 13	0- 0	0- 0	CONFERENCE	0- 2	3- 11	3- 5			
3- 5	0- 0	0- 0	HOME	0- 1	3- 4	3- 1			
0- 8	0- 0	0- 0	AWAY	0- 1	0- 7	0- 4			
0- 0	0- 0	0- 0	NEUTRAL	0- 0	0- 0	0- 0			

RPI 1-25				RPI 26-50				RPI 51-100				RPI 101+ Team's RPI : 320					
RPI	S	Opponent	Score	RPI	S	Opponent	Score	RPI	S	Opponent	Score	RPI	S	Opponent	Score		
								66	A	UC Davis	53	67	133	A	Idaho	60	80
								66	H	UC Davis	55	67	146	A	Cal Poly	56	63
													146	H	Cal Poly	63	72
													170	A	CSUN	41	65
													170	H	CSUN	68	70
													174	N	Oral Roberts	50	60
													176	H	UTEP	91	92
													184	H	Denver	58	83
													191	A	Pacific	65	81
													199	A	UC Irvine	58	78
													199	H	UC Irvine	60	76
													207	A	UC Santa Barbara	59	78
													207	H	UC Santa Barbara	52	59
													211	A	CSU Bakersfield	43	55
													225	A	UC Riverside	50	63
													225	H	UC Riverside	71	62
													234	A	Montana	47	68
													253	A	Hawaii	54	59
													253	H	Hawaii	69	57
													258	H	UTSA	55	46
													269	A	San Diego St.	58	59
													289	A	Santa Clara	73	69
													301	A	Long Beach St.	47	67
													301	H	Long Beach St.	67	61
													318	H	Portland	66	61
													324	A	Utah Valley	73	36
LAST 12 Division I GAMES:																	
199	A	UC Irvine	58	78	207	H	UC Santa Barbara	52	59								
66	H	UC Davis	55	67	253	A	Hawaii	54	59								
146	A	Cal Poly	56	63	199	H	UC Irvine	60	76								
225	H	UC Riverside	71	62	146	H	Cal Poly	63	72								
301	A	Long Beach St.	47	67	66	A	UC Davis	53	67								
207	A	UC Santa Barbara	59	78	170	A	CSUN	41	65								

Non-Div I Games: Antelope Valley 74 48

Cal St. Fullerton

Loss, Non-Conf, S Site, H Home A Away N Neutral

Average RPI Win:	159	WON-LOST	WINNING	LAST 10	STRENGTH OF	OPP. STRENGTH	TEAM	ADJ.	CONF.	ADJ CONF.
Average RPI Loss:	21	RECORD	PCT. RANK	GAMES	SCHEDULE	OF SCHEDULE	RPI	RPI	RPI	RPI
DIV. I ONLY	21- 11	77	6- 4	65	18	53	53	5	5	
DIV. I NON-CONF.	9- 3	51	0- 1	67	72	45	45	3	3	

TOTALS	RPI 1-25	RPI 26-50	W-L RECORDS	RPI 51-100	RPI 101-999	RPI 201+				
21- 11	1- 7	0- 2	OVERALL	4- 2	16- 0	4- 0				
12- 3	1- 2	0- 0	HOME	2- 1	9- 0	2- 0				
8- 6	0- 4	0- 1	AWAY	2- 1	6- 0	2- 0				
1- 2	0- 1	0- 1	NEUTRAL	0- 0	1- 0	0- 0				
9- 3	0- 2	0- 1	NON-CONFERENCE	2- 0	7- 0	2- 0				
5- 1	0- 1	0- 0	HOME	1- 0	4- 0	1- 0				
4- 1	0- 1	0- 0	AWAY	1- 0	3- 0	1- 0				
0- 1	0- 0	0- 1	NEUTRAL	0- 0	0- 0	0- 0				
12- 8	1- 5	0- 1	CONFERENCE	2- 2	9- 0	2- 0				
7- 2	1- 1	0- 0	HOME	1- 1	5- 0	1- 0				
4- 5	0- 3	0- 1	AWAY	1- 1	3- 0	1- 0				
1- 1	0- 1	0- 0	NEUTRAL	0- 0	1- 0	0- 0				

RPI 1-25				RPI 26-50				RPI 51-100 Team's RPI: 53				RPI 101+			
RPI	S	Opponent	Score	RPI	S	Opponent	Score	RPI	S	Opponent	Score	RPI	S	Opponent	Score
2	A	UConn	47 82	27	A	Oregon St.	48 68	51	A	Arizona St.	71 80	109	H	Utah	84 73
6	A	Oregon	54 91	30	N	Virginia	62 68	51	H	Arizona St.	42 57	116	A	Washington St.	67 54
8	A	UCLA	52 60					55	A	Southern Cal i forni a	62 59	116	H	Washington St.	66 60
8	H	UCLA	46 82					55	H	Southern Cal i forni a	76 64	139	H	Colorado	78 76
8	N	UCLA	74 77					79	H	Saint Mary' s (CA)	87 80	159	H	BYU	70 45
13	A	Stanford	69 74					88	A	Kentucky	62 52	165	H	San Di ego	89 64
13	H	Stanford	78 66									172	A	Brown	89 79
23	H	Missouri	52 55									190	H	Seattle U	87 67
												191	A	Paci fic	92 85
												196	A	Washi ngton	83 67
												196	H	Washi ngton	69 60
												196	N	Washi ngton	71 68
												264	H	Manhattan	87 66
												271	A	Ari zona	53 51
												271	H	Ari zona	63 39
												289	A	Santa Clara	79 41

LAST 12 Division I GAMES:															
30	N	Virginia	62 68	13	A	Stanford	69 74								
8	N	UCLA	74 77	109	H	Utah	84 73								
196	N	Washington	71 68	139	H	Colorado	78 76								
196	A	Washington	83 67	27	A	Oregon St.	48 68								
116	A	Washington St.	67 54	6	A	Oregon	54 91								
13	H	Stanford	78 66	51	H	Arizona St.	42 57								

Non-Div I Games:

Cal i forni a

Average RPI Win:	281	WON-LOST	WINNING	LAST 10	STRENGTH OF	OPP. STRENGTH	TEAM	ADJ.	CONF.	ADJ CONF.
Average RPI Loss:	191	RECORD	PCT. RANK	GAMES	SCHEDULE	OF SCHEDULE	RPI	RPI	RPI	RPI
DIV. I ONLY	13- 15	201	4- 6	325	324	257	257	27	27	
DIV. I NON-CONF.	5- 4	143	0- 0	320	325	229	229	28	28	

TOTALS	RPI 1-25	RPI 26-50	W-L RECORDS	RPI 51-100	RPI 101-999	RPI 201+				
13- 15	0- 0	0- 0	OVERALL	0- 3	13- 12	12- 8				
7- 6	0- 0	0- 0	HOME	0- 2	7- 4	7- 2				
6- 8	0- 0	0- 0	AWAY	0- 0	6- 5	5- 4				
0- 1	0- 0	0- 0	NEUTRAL	0- 0	0- 1	0- 1				
5- 4	0- 0	0- 0	NON-CONFERENCE	0- 1	5- 3	5- 2				
2- 2	0- 0	0- 0	HOME	0- 1	2- 1	2- 1				
3- 2	0- 0	0- 0	AWAY	0- 0	3- 2	3- 1				
0- 0	0- 0	0- 0	NEUTRAL	0- 0	0- 0	0- 0				
8- 11	0- 0	0- 0	CONFERENCE	0- 2	8- 9	7- 6				
5- 4	0- 0	0- 0	HOME	0- 1	5- 3	5- 1				
3- 6	0- 0	0- 0	AWAY	0- 1	3- 5	2- 4				
0- 1	0- 0	0- 0	NEUTRAL	0- 0	0- 1	0- 1				

RPI 1-25				RPI 26-50				RPI 51-100				RPI 101+ Team's RPI: 257					
RPI	S	Opponent	Score	RPI	S	Opponent	Score	RPI	S	Opponent	Score	RPI	S	Opponent	Score		
								54	H	Mercer	57	58	124	A	Radford	36	56
								81	A	Liberty	42	60	124	H	Radford	50	51
								81	H	Liberty	33	46	182	A	Kansas	48	66
												187	A	High Point	51	44	
												187	H	High Point	53	62	
												210	A	UNC Asheville	33	38	
												210	H	UNC Asheville	52	60	
												210	N	UNC Asheville	42	47	
												219	H	Norfolk St.	27	53	
												223	A	UNCG	72	61	
												226	A	Gardner-Webb	73	44	
												226	H	Gardner-Webb	63	55	
												248	A	Presbyteri an	59	65	
												248	H	Presbyteri an	53	40	
												263	A	Col. of Charleston	53	45	
												268	A	Howard	61	63	
												303	H	USC Upstate	69	49	
												306	H	Western Caro.	58	51	
												319	A	Charleston So.	59	63	
												319	H	Charleston So.	58	49	
												321	A	N. C. Central	58	51	
												343	A	Winthrop	72	48	
												343	H	Winthrop	57	45	
												344	A	Longwood	50	57	
												344	H	Longwood	58	48	
LAST 12 Division I GAMES:																	
				210	N	UNC Asheville	42	47	248	H	Presbyteri an	53	40				
				124	A	Radford	36	56	81	H	Liberty	33	46				
				226	H	Gardner-Webb	63	55	319	A	Charleston So.	59	63				
				343	H	Winthrop	57	45	187	A	High Point	51	44				
				210	A	UNC Asheville	33	38	124	H	Radford	50	51				
				344	A	Longwood	50	57	344	H	Longwood	58	48				

Non-Div I Games: William Peace 94 42 Columbia Int'l 78 39

Campbell

Loss, Non-Conf, S Site, H Home A Away N Neutral

Average RPI Win: 274	WON-LOST RECORD	WINNING PCT. RANK	LAST 10 GAMES	STRENGTH OF SCHEDULE	OPP. STRENGTH OF SCHEDULE	TEAM RPI	ADJ. RPI	CONF. RPI	ADJ. CONF. RPI
Average RPI Loss: 187									
DIV. I ONLY	10- 20	255	4- 6	284	290	285	285	28	28
DIV. I NON-CONF.	2- 9	293	0- 0	219	268	297	297	26	26

TOTALS	RPI 1-25	RPI 26-50	W-L RECORDS	RPI 51-100	RPI 101-999	RPI 201+			
10- 20	0- 1	0- 2	OVERALL	0- 2	10- 15	10- 10			
5- 9	0- 0	0- 1	HOME	0- 0	5- 8	5- 5			
5- 9	0- 0	0- 0	AWAY	0- 1	5- 0	5- 0			
0- 2	0- 0	0- 0	NEUTRAL	0- 0	0- 2	0- 1			
2- 9	0- 1	0- 0	NON-CONFERENCE	0- 2	2- 6	2- 3			
1- 4	0- 0	0- 0	HOME	0- 0	1- 4	1- 2			
1- 4	0- 1	0- 0	AWAY	0- 2	1- 1	1- 1			
0- 1	0- 0	0- 0	NEUTRAL	0- 0	0- 1	0- 0			
8- 11	0- 0	0- 2	CONFERENCE	0- 0	8- 9	8- 7			
4- 5	0- 0	0- 1	HOME	0- 0	4- 4	4- 3			
4- 5	0- 0	0- 1	AWAY	0- 0	4- 4	4- 3			
0- 1	0- 0	0- 0	NEUTRAL	0- 0	0- 1	0- 1			

RPI 1-25				RPI 26-50				RPI 51-100				RPI 101+ Team's RPI: 285			
RPI	S	Opponent	Score	RPI	S	Opponent	Score	RPI	S	Opponent	Score	RPI	S	Opponent	Score
20	A	Buffalo	47 73	33	A	Quinnipiac	39 64	83	A	Miami (OH)	47 72	113	N	Middle Tenn.	45 55
				33	H	Quinnipiac	55 84	94	A	Bucknell	57 76	161	A	Marist	47 58
												161	H	Marist	53 78
												193	H	Morehead St.	52 76
												194	H	Oakland	48 83
												203	A	Siena	59 68
												203	H	Siena	65 57
												213	A	Bowling Green	71 57
												230	A	Niagara	72 66
												230	H	Niagara	64 60
												254	A	Rider	54 70
												254	H	Rider	54 62
												260	H	St. Bonaventure	71 69
												264	A	Manhattan	39 58
												264	H	Manhattan	56 59
												266	H	Cornell	59 67
												274	H	Fairfield	52 56
												284	A	Monmouth	60 48
												284	H	Monmouth	62 50
												284	N	Monmouth	58 61
												290	H	Colgate	63 70
												307	A	UTRGV	46 63
												342	A	Iona	53 49
												347	A	Saint Peter's	66 53
												347	H	Saint Peter's	52 49
LAST 12 Division I GAMES:															
284	N	Monmouth	58 61	33	A	Quinnipiac	39 64								
203	A	Siena	59 68	347	H	Saint Peter's	52 49								
230	A	Niagara	72 66	230	H	Niagara	64 60								
254	H	Rider	54 62	161	H	Marist	53 78								
284	H	Monmouth	62 50	33	H	Quinnipiac	55 84								
161	A	Marist	47 58	284	A	Monmouth	60 48								

Non-Div I Games:

Canisius

Average RPI Win:	246	WON-LOST	WINNING	LAST 10	STRENGTH OF	OPP. STRENGTH	TEAM	ADJ.	CONF.	ADJ CONF.
Average RPI Loss:	116	RECORD	PCT. RANK	GAMES	SCHEDULE	OF SCHEDULE	RPI	RPI	RPI	RPI
DIV. I ONLY	21- 10	70	7- 3	214	242	118	118	26	26	
DIV. I NON-CONF.	6- 5	149	3- 1	63	77	88	88	25	25	

TOTALS	RPI 1-25	RPI 26-50	W-L RECORDS	RPI 51-100	RPI 101-999	RPI 201+				
21- 10	0- 3	0- 0	OVERALL	0- 1	21- 6	14- 2				
11- 3	0- 0	0- 0	HOME	0- 1	11- 2	6- 1				
7- 6	0- 0	0- 0	AWAY	0- 0	7- 0	6- 0				
3- 1	0- 0	0- 0	NEUTRAL	0- 0	3- 1	2- 0				
6- 5	0- 3	0- 0	NON-CONFERENCE	0- 1	6- 1	2- 0				
4- 1	0- 0	0- 0	HOME	0- 1	4- 0	1- 0				
0- 4	0- 3	0- 0	AWAY	0- 0	0- 1	0- 0				
2- 0	0- 0	0- 0	NEUTRAL	0- 0	2- 0	1- 0				
15- 5	0- 0	0- 0	CONFERENCE	0- 0	15- 5	12- 2				
7- 2	0- 0	0- 0	HOME	0- 0	7- 2	5- 1				
7- 2	0- 0	0- 0	AWAY	0- 0	7- 2	6- 1				
1- 1	0- 0	0- 0	NEUTRAL	0- 0	1- 1	1- 0				

RPI 1-25				RPI 26-50				RPI 51-100				RPI 101+				Team's RPI: 118
RPI	S	Opponent	Score	RPI	S	Opponent	Score	RPI	S	Opponent	Score	RPI	S	Opponent	Score	
5	A	Baylor	55 86					90	H	Yale	50 54	102	H	Lamar University	51 39	
12	A	Tennessee	34 77									112	A	SFA	46 59	
17	A	Texas A&M	61 72									112	H	SFA	50 55	
												112	N	SFA	60 70	
												138	H	Weber St.	82 67	
												151	H	Nevada	65 56	
												163	N	Clemson	53 47	
												168	A	South Ala.	43 64	
												169	H	SIUE	51 39	
												179	A	Nicholls St.	69 48	
												179	H	Nicholls St.	60 42	
												227	A	A&M-Corpus Christi	58 50	
												231	H	New Orleans	48 52	
												244	A	Abilene Christian	73 61	
												244	H	Abilene Christian	63 45	
												244	N	Abilene Christian	54 41	
												278	A	McNeese	51 45	
												286	N	North Dakota St.	68 45	
												293	H	Alcorn	75 52	
												297	A	Southeastern La.	70 78	
												297	H	Southeastern La.	63 47	
												310	H	Houston Baptist	64 56	
												314	A	Incarnate Word	57 35	
												336	A	Sam Houston St.	73 53	
												336	H	Sam Houston St.	69 44	
												337	A	Northwestern St.	61 53	
												337	H	Northwestern St.	59 39	

LAST 12 Division I GAMES:																
				90	H	Yale	50 54	337	H	Northwestern St.	59 39					
				151	H	Nevada	65 56	336	A	Sam Houston St.	73 53					
				138	H	Weber St.	82 67	244	A	Abilene Christian	73 61					
				169	H	SIUE	51 39	112	H	SFA	50 55					
				112	N	SFA	60 70	179	H	Nicholls St.	60 42					
				244	N	Abilene Christian	54 41	278	A	McNeese	51 45					

Non-Div I Games: Central Baptist 75 34 Williams Baptist 77 31 Crowley's Ridge 106 23 Hendrix 79 22 Central Ark.

Average RPI Win:	286	WON-LOST	WINNING	LAST 10	STRENGTH OF	OPP. STRENGTH	TEAM	ADJ.	CONF.	ADJ CONF.
Average RPI Loss:	174	RECORD	PCT. RANK	GAMES	SCHEDULE	OF SCHEDULE	RPI	RPI	RPI	RPI
DIV. I ONLY	7- 23	303	5- 5	175	298	287	287	29	29	
DIV. I NON-CONF.	0- 11	337	0- 0	83	166	296	296	29	29	

TOTALS	RPI 1-25	RPI 26-50	W-L RECORDS	RPI 51-100	RPI 101-999	RPI 201+				
7- 23	0- 0	0- 1	OVERALL	0- 7	7- 15	7- 9				
4- 9	0- 0	0- 0	HOME	0- 3	4- 6	4- 4				
3- 14	0- 0	0- 1	AWAY	0- 4	3- 9	3- 5				
0- 0	0- 0	0- 0	NEUTRAL	0- 0	0- 0	0- 0				
0- 11	0- 0	0- 1	NON-CONFERENCE	0- 5	0- 5	0- 2				
0- 4	0- 0	0- 0	HOME	0- 2	0- 2	0- 1				
0- 7	0- 0	0- 1	AWAY	0- 3	0- 3	0- 1				
0- 0	0- 0	0- 0	NEUTRAL	0- 0	0- 0	0- 0				
7- 12	0- 0	0- 0	CONFERENCE	0- 2	7- 10	7- 7				
4- 5	0- 0	0- 0	HOME	0- 1	4- 4	4- 3				
3- 7	0- 0	0- 0	AWAY	0- 1	3- 6	3- 4				
0- 0	0- 0	0- 0	NEUTRAL	0- 0	0- 0	0- 0				

RPI 1-25				RPI 26-50				RPI 51-100				RPI 101+ Team's RPI: 287			
RPI	S	Opponent	Score	RPI	S	Opponent	Score	RPI	S	Opponent	Score	RPI	S	Opponent	Score
30	A	Virginia	59 103	60	A	West Virginia	52 102	123	A	Robert Morris	54 60	123	A	Robert Morris	47 66
				72	A	Duquesne	58 83	123	H	Robert Morris	51 67	123	H	Robert Morris	52 68
				82	H	Albany (NY)	60 72	137	A	Hartford	55 78	172	H	Brown	55 60
				90	H	Yale	62 75	189	A	Stony Brook	73 71	247	A	Sacred Heart	69 59
				93	A	Saint Francis (PA)	59 87	247	H	Sacred Heart	57 63	261	A	LIU Brooklyn	54 61
				93	H	Saint Francis (PA)	75 85	261	H	LIU Brooklyn	41 61	272	H	Morgan St.	83 77
				100	A	Penn St.	66 83	275	A	St. Francis Brooklyn	70 78	275	H	St. Francis Brooklyn	49 78
								280	A	Fairleigh Dickinson	76 56	280	H	Fairleigh Dickinson	56 76
								292	A	Mt. St. Mary's	56 68	292	A	Mt. St. Mary's	48 62
								292	H	Mt. St. Mary's	50 66	292	H	Mt. St. Mary's	66 59
								295	A	Vermont	66 64	295	A	Vermont	59 56
								298	A	Bryant		298	H	Bryant	
								328	A	Wagner		328	A	Wagner	
								328	H	Wagner		328	H	Wagner	
LAST 12 Division I GAMES:															
123	A	Robert Morris	54 60	328	A	Wagner	66 64								
261	A	LIU Brooklyn	57 63	298	H	Bryant	66 59								
275	A	St. Francis Brooklyn	83 77	280	H	Fairleigh Dickinson	76 56								
123	H	Robert Morris	51 67	247	A	Sacred Heart	73 71								
93	H	Saint Francis (PA)	75 85	123	A	Robert Morris	47 66								
292	A	Mt. St. Mary's	56 76	93	A	Saint Francis (PA)	59 87								

Non-Div I Games:

Central Conn. St.

Average RPI Win:	134	WON-LOST	WINNING	LAST 10	STRENGTH OF	OPP. STRENGTH	TEAM	ADJ.	CONF.	ADJ CONF.
Average RPI Loss:	36	RECORD	PCT. RANK	GAMES	SCHEDULE	OF SCHEDULE	RPI	RPI	RPI	RPI
DIV. I ONLY	29- 5	10	9- 1	49	80	15	15	8	8	
DIV. I NON-CONF.	9- 4	71	2- 1	89	28	57	57	8	8	

TOTALS	RPI 1-25	RPI 26-50	W-L RECORDS	RPI 51-100	RPI 101-999	RPI 201+				
29- 5	3- 2	1- 2	OVERALL	6- 1	19- 0	5- 0				
11- 2	1- 0	0- 2	HOME	2- 0	8- 0	2- 0				
12- 2	1- 1	0- 0	AWAY	3- 1	8- 0	2- 0				
6- 1	1- 1	1- 0	NEUTRAL	1- 0	3- 0	1- 0				
9- 4	1- 1	1- 2	NON-CONFERENCE	0- 1	7- 0	3- 0				
2- 2	0- 0	0- 2	HOME	0- 0	2- 0	1- 0				
4- 1	1- 0	0- 0	AWAY	0- 1	3- 0	1- 0				
3- 1	0- 1	1- 0	NEUTRAL	0- 0	2- 0	1- 0				
20- 1	2- 1	0- 0	CONFERENCE	6- 0	12- 0	2- 0				
9- 0	1- 0	0- 0	HOME	2- 0	6- 0	1- 0				
8- 1	0- 1	0- 0	AWAY	3- 0	5- 0	1- 0				
3- 0	1- 0	0- 0	NEUTRAL	1- 0	1- 0	0- 0				

RPI 1-25				RPI 26-50				RPI 51-100				RPI 101+			
RPI	S	Opponent	Score	RPI	S	Opponent	Score	RPI	S	Opponent	Score	RPI	S	Opponent	Score
6	N	Oregon	69 83	31	N	LSU	78 69	57	A	Ball St.	69 65	101	A	Western Mi ch.	78 62
7	A	Ohio St.	95 78	33	H	Quinnipiac	70 84	57	H	Ball St.	88 80	101	H	Western Mi ch.	74 70
20	A	Buffalo	82 85	48	H	Purdue	69 79	72	A	Duquesne	61 64	107	N	Iowa St.	81 60
20	H	Buffalo	86 79					83	A	Miami (OH)	84 66	120	A	Ohio	74 72
20	N	Buffalo	96 91					83	N	Miami (OH)	61 58	120	H	Ohio	82 58
								84	A	Toledo	72 67	148	A	Northern Ill.	81 78
								84	H	Toledo	85 47	148	H	Northern Ill.	91 77
												149	H	Kent St.	88 84
												153	H	Vanderbilt	92 75
												169	A	SIUE	94 56
												194	A	Oakland	103 85
												200	A	Eastern Mi ch.	95 72
												200	H	Eastern Mi ch.	95 82
												200	N	Eastern Mi ch.	67 64
												213	H	Bowling Green	90 54
												229	A	Akron	95 86
												263	H	Col. of Charleston	79 58
												265	A	Indiana St.	77 67
												269	N	San Diego St.	85 76

LAST 12 Division I GAMES:															
6	N	Oregon	69 83	84	A	Toledo	72 67								
7	A	Ohio St.	95 78	57	H	Ball St.	88 80								
31	N	LSU	78 69	101	A	Western Mi ch.	78 62								
20	N	Buffalo	96 91	148	H	Northern Ill.	91 77								
83	N	Miami (OH)	61 58	200	H	Eastern Mi ch.	95 82								
200	N	Eastern Mi ch.	67 64	20	A	Buffalo	82 85								

Non-Div I Games: Aquinas 96 47

Central Mich.

Charlotte 313				Through Games of April 17, 2018						
Average RPI	Win:	WON-LOST RECORD	WINNING PCT. RANK	LAST 10 GAMES	STRENGTH OF SCHEDULE	OPP. STRENGTH OF SCHEDULE	TEAM RPI	ADJ. RPI	CONF. RPI	ADJ. CONF. RPI
	Loss: 191									
DIV. I ONLY		8- 20	279	2- 8	326	317	319	319	27	27
DIV. I NON-CONF.		2- 6	277	0- 0	336	266	333	333	28	28

TOTALS	RPI 1-25		RPI 26-50		W-L RECORDS		RPI 51-100		RPI 101-999	RPI 201+
8- 20	0- 0		0- 0		OVERALL		0- 4		8- 16	8- 10
4- 8	0- 0		0- 0		HOME		0- 1		4- 7	4- 5
3- 11	0- 0		0- 0		AWAY		0- 1		3- 4	3- 2
1- 1	0- 0		0- 0		NEUTRAL		0- 0		1- 1	1- 0
2- 6	0- 0		0- 0		NON-CONFERENCE		0- 1		2- 5	2- 3
1- 2	0- 0		0- 0		HOME		0- 0		1- 2	1- 2
1- 3	0- 0		0- 0		AWAY		0- 1		1- 2	1- 1
0- 1	0- 0		0- 0		NEUTRAL		0- 0		0- 1	0- 0
6- 14	0- 0		0- 0		CONFERENCE		0- 3		6- 11	6- 7
3- 6	0- 0		0- 0		HOME		0- 1		3- 5	3- 3
2- 8	0- 0		0- 0		AWAY		0- 2		2- 6	2- 4
1- 0	0- 0		0- 0		NEUTRAL		0- 0		1- 0	1- 0

RPI 1-25				RPI 26-50				RPI 51-100				RPI 101+				Team's RPI: 319	
RPI	S	Opponent	Score	RPI	S	Opponent	Score	RPI	S	Opponent	Score	RPI	S	Opponent	Score		
								65	A	Georgia Tech	51 78	124	A	Radford	57 74		
								81	A	Liberty	53 63	124	H	Radford	56 61		
								81	A	Liberty	53 80	137	N	Hartford	43 62		
								81	H	Liberty	57 95	163	A	Clemson	30 66		
												187	A	High Point	49 52		
												187	H	High Point	74 75		
												210	A	UNC Asheville	69 71		
												210	H	UNC Asheville	61 78		
												226	A	Gardner-Webb	52 68		
												226	H	Gardner-Webb	59 75		
												248	A	Presbyterian	64 61		
												248	H	Presbyterian	58 81		
												257	A	Campbell	49 58		
												257	H	Campbell	63 59		
												259	H	Lipscomb	54 58		
												299	A	FIU	70 77		
												302	A	Wofford	68 45		
												316	H	South Carolina St.	58 60		
												322	H	Coppin St.	72 58		
												343	A	Winthrop	56 62		
												343	H	Winthrop	81 45		
												344	A	Longwood	78 61		
												344	H	Longwood	73 57		
												344	N	Longwood	72 62		
LAST 12 Division I GAMES:																	
				81	A	Liberty	53 80	226	H	Gardner-Webb	59 75						
				344	N	Longwood	72 62	210	A	UNC Asheville	69 71						
				248	H	Presbyterian	58 81	124	A	Radford	57 74						
				343	A	Winthrop	56 62	257	H	Campbell	63 59						
				81	H	Liberty	57 95	344	A	Longwood	78 61						
				187	A	High Point	49 52	248	A	Presbyterian	64 61						

Non-Div I Games:	Southern Wesleyan	94	56	Ersine	79	43
------------------	-------------------	----	----	--------	----	----

Charleston So.

Loss, Non-Conf, S Site, H Home A Away N Neutral

Average RPI Win:	231	WON-LOST	WINNING	LAST 10	STRENGTH OF	OPP. STRENGTH	TEAM	ADJ.	CONF.	ADJ CONF.
Average RPI Loss:	122	RECORD	PCT. RANK	GAMES	SCHEDULE	OF SCHEDULE	RPI	RPI	RPI	RPI
DIV. I ONLY	14- 16	195	7- 3	143	169	173	173	18	18	
DIV. I NON-CONF.	4- 9	246	0- 0	119	129	223	223	20	20	

TOTALS	RPI 1-25	RPI 26-50	W-L RECORDS	RPI 51-100	RPI 101-999	RPI 201+				
14- 16	0- 1	0- 2	OVERALL	2- 3	12- 10	11- 1				
9- 4	0- 0	0- 1	HOME	1- 2	8- 1	8- 0				
5- 9	0- 0	0- 0	AWAY	1- 1	4- 8	3- 1				
0- 3	0- 1	0- 1	NEUTRAL	0- 0	0- 1	0- 0				
4- 9	0- 1	0- 2	NON-CONFERENCE	1- 1	3- 5	3- 1				
3- 2	0- 0	0- 1	HOME	1- 1	2- 0	2- 0				
1- 5	0- 0	0- 0	AWAY	0- 0	1- 5	1- 1				
0- 2	0- 1	0- 1	NEUTRAL	0- 0	0- 0	0- 0				
10- 7	0- 0	0- 0	CONFERENCE	1- 2	9- 5	8- 0				
6- 2	0- 0	0- 0	HOME	0- 1	6- 1	6- 0				
4- 4	0- 0	0- 0	AWAY	1- 1	3- 3	2- 0				
0- 1	0- 0	0- 0	NEUTRAL	0- 0	0- 1	0- 0				

RPI 1-25				RPI 26-50				RPI 51-100				RPI 101+ Team's RPI: 173			
RPI	S	Opponent	Score	RPI	S	Opponent	Score	RPI	S	Opponent	Score	RPI	S	Opponent	Score
24	N	Iowa	64 77	32	N	South Dakota St.	70 71	54	H	Mercer	74 90	111	A	Wake Forest	69 71
				42	H	Rutgers	54 77	58	A	Western Ky.	61 83	113	A	Middle Tenn.	45 64
								72	H	Duquesne	75 72	113	H	Middle Tenn.	53 54
								74	A	UAB	80 71	141	A	Louisiana Tech	64 51
								99	H	Rice	55 62	142	A	Arkansas	72 73
												176	A	UTEP	58 67
												188	A	Davidson	66 68
												198	A	East Carolina	55 58
												201	A	North Texas	68 73
												201	N	North Texas	55 58
												206	A	Wisconsin	66 80
												210	A	UNC Asheville	51 47
												217	A	Southern Miss.	85 79
												217	H	Southern Miss.	66 56
												241	H	Fla. Atlantic	83 69
												258	H	UTSA	88 75
												279	A	Old Dominion	63 60
												279	H	Old Dominion	51 43
												299	H	FIU	80 57
												311	H	Marshall	67 61
												316	H	South Carolina St.	64 49
												322	H	Coppin St.	78 49

LAST 12 Division I GAMES:															
201	N	North Texas	55 58	141	A	Louisiana Tech	64 51	258	H	UTSA	88 75	299	H	FIU	80 57
241	H	Fla. Atlantic	83 69	311	H	Marshall	67 61	113	A	Middle Tenn.	45 64	217	A	Southern Miss.	85 79
279	H	Old Dominion	51 43												
113	H	Middle Tenn.	53 54												
58	A	Western Ky.	61 83												
74	A	UAB	80 71												

Non-Div I Games:

Charlotte

■ Loss,
 ■ Non-Conf,
 ■ S Site,
 ■ Home
 ■ Away
 N Neutral

Chattanooga

Through Games Of April 1, 2018

Average RPI Win:	188	WON-LOST	WINNING	LAST 10	STRENGTH OF	OPP. STRENGTH	TEAM	ADJ.	CONF.	ADJ CONF.
Average RPI Loss:	105	RECORD	PCT. RANK	GAMES	SCHEDULE	OF SCHEDULE	RPI	RPI	RPI	RPI
DIV. I ONLY	17- 13	128	4- 6	101	115	110	110	17	17	
DIV. I NON-CONF.	9- 6	116	0- 1	34	55	63	63	15	15	

TOTALS	RPI 1-25	RPI 26-50	W-L RECORDS	RPI 51-100	RPI 101-999	RPI 201+				
17- 13	0- 0	2- 4	OVERALL	1- 3	14- 6	7- 2				
8- 5	0- 0	1- 2	HOME	0- 1	7- 2	4- 0				
6- 6	0- 0	1- 1	AWAY	0- 2	5- 3	3- 1				
3- 2	0- 0	0- 1	NEUTRAL	1- 0	2- 1	0- 1				
9- 6	0- 0	2- 4	NON-CONFERENCE	1- 1	6- 1	1- 1				
4- 2	0- 0	1- 2	HOME	0- 0	3- 0	1- 0				
2- 3	0- 0	1- 1	AWAY	0- 1	1- 1	0- 1				
3- 1	0- 0	0- 1	NEUTRAL	1- 0	2- 0	0- 0				
8- 7	0- 0	0- 0	CONFERENCE	0- 2	8- 5	6- 1				
4- 3	0- 0	0- 0	HOME	0- 1	4- 2	3- 0				
4- 3	0- 0	0- 0	AWAY	0- 1	4- 2	3- 0				
0- 1	0- 0	0- 0	NEUTRAL	0- 0	0- 1	0- 1				

RPI	S	Opponent	Score	RPI	S	Opponent	Score	RPI	S	Opponent	Score	RPI	S	Opponent	Score
28	A	Green Bay	30 60	54	A	Mercer	56 65	103	N	Auburn	50 41				
29	N	Princeton	49 59	54	H	Mercer	50 71	115	A	ETSU	58 65				
40	A	Indiana	64 61	74	A	UAB	50 60	115	H	ETSU	55 61				
45	H	FGCU	68 61	98	N	Georgetown	54 41	156	H	Hampton	64 52				
47	H	Virginia Tech	44 64					156	H	UT Martin	87 82				
50	H	UCF	57 58					164	A	Samford	71 65				
								164	H	Samford	68 58				
								177	N	Northwestern	61 44				
								180	A	Florida	65 60				
								183	A	Furman	57 58				
								183	H	Furman	45 50				
								208	A	Stetson	67 78				
								223	A	UNCG	73 57				
								223	H	UNCG	49 42				
								223	N	UNCG	66 70				
								248	H	Presbyterian	71 51				
								302	A	Wofford	54 47				
								302	H	Wofford	76 46				
								306	A	Western Caro.	58 41				
								306	H	Western Caro.	47 32				

LAST 12 Division I GAMES:															
74	A	UAB	50 60	115	H	ETSU	55 61								
223	N	UNCG	66 70	223	A	UNCG	73 57								
164	A	Samford	71 65	306	A	Western Caro.	58 41								
54	A	Mercer	56 65	54	H	Mercer	50 71								
302	H	Wofford	76 46	164	H	Samford	68 58								
183	H	Furman	45 50	183	A	Furman	57 58								

Non-Div I Games:

Chattanooga

■ Loss,
 ■ Non-Conf,
 ■ S Site,
 ■ Home
 ■ A Away
 N Neutral

Average RPI Win: 324		WON-LOST	WINNING	LAST 10	STRENGTH OF		OPP. STRENGTH	TEAM	ADJ.	CONF.	ADJ. CONF.
Loss: 212		RECORD	PCT. RANK	GAMES	SCHEDULE		OF SCHEDULE	RPI	RPI	RPI	RPI
DIV. I ONLY		1- 29	349	1- 9	279		328	346	346	31	31
DIV. I NON-CONF.		0- 15	337	0- 0	230		276	342	342	31	31
TOTALS		RPI 1-25	RPI 26-50	W-L RECORDS		RPI 51-100	RPI 101-999	RPI 201+			
1- 29	0- 0		0- 0	OVERALL		0- 2	1- 27	1- 16			
0- 14	0- 0		0- 0	HOME		0- 0	0- 14	0- 8			
1- 13	0- 0		0- 0	AWAY		0- 2	1- 11	1- 7			
0- 2	0- 0		0- 0	NEUTRAL		0- 0	0- 2	0- 1			
0- 15	0- 0		0- 0	NON-CONFERENCE		0- 2	0- 13	0- 4			
0- 7	0- 0		0- 0	HOME		0- 0	0- 7	0- 2			
0- 7	0- 0		0- 0	AWAY		0- 2	0- 5	0- 2			
0- 1	0- 0		0- 0	NEUTRAL		0- 0	0- 1	0- 0			
1- 14	0- 0		0- 0	CONFERENCE		0- 0	1- 14	1- 12			
0- 7	0- 0		0- 0	HOME		0- 0	0- 7	0- 6			
1- 6	0- 0		0- 0	AWAY		0- 0	1- 6	1- 5			
0- 1	0- 0		0- 0	NEUTRAL		0- 0	0- 1	0- 1			

[illegible]

Non-Div I Games:

Chi cago St.

■ Loss, ■ Non-Conf, S Site, H Home A Away N Neutral

Average RPI Win:	196	WON-LOST	WINNING	LAST 10	STRENGTH OF	OPP. STRENGTH	TEAM	ADJ.	CONF.	ADJ CONF.
Average RPI Loss:	91	RECORD	PCT. RANK	GAMES	SCHEDULE	OF SCHEDULE	RPI	RPI	RPI	RPI
DIV. I ONLY	18- 13	121	6- 4	127	82	117	117	7	7	
DIV. I NON-CONF.	7- 6	162	0- 1	251	128	214	214	7	7	

TOTALS	RPI 1-25	RPI 26-50	W-L RECORDS	RPI 51-100	RPI 101-999	RPI 201+				
18- 13	0- 5	0- 1	OVERALL	3- 2	15- 5	9- 2				
11- 6	0- 2	0- 1	HOME	2- 1	9- 2	6- 0				
6- 6	0- 2	0- 0	AWAY	1- 1	5- 3	2- 2				
1- 1	0- 1	0- 0	NEUTRAL	0- 0	1- 0	1- 0				
7- 6	0- 1	0- 0	NON-CONFERENCE	1- 2	6- 3	6- 1				
6- 3	0- 1	0- 0	HOME	1- 1	5- 1	5- 0				
1- 3	0- 0	0- 0	AWAY	0- 1	1- 2	1- 1				
0- 0	0- 0	0- 0	NEUTRAL	0- 0	0- 0	0- 0				
11- 7	0- 4	0- 1	CONFERENCE	2- 0	9- 2	3- 1				
5- 3	0- 1	0- 1	HOME	1- 0	4- 1	1- 0				
5- 3	0- 2	0- 0	AWAY	1- 0	4- 1	1- 1				
1- 1	0- 1	0- 0	NEUTRAL	0- 0	1- 0	1- 0				

RPI 1-25				RPI 26-50				RPI 51-100				RPI 101+				Team's RPI: 117
RPI	S	Opponent	Score	RPI	S	Opponent	Score	RPI	S	Opponent	Score	RPI	S	Opponent	Score	
2	A	UConn	65 106	50	H	UCF	38 50	64	A	Michigan St.	75 81	115	A	ETSU	77 87	
2	N	UConn	21 75					80	A	Houston	88 82	129	H	Tulane	83 52	
7	H	Ohio St.	76 87					80	H	Houston	61 57	150	A	Wichita St.	75 69	
19	A	South Fla.	65 84					83	H	Miami (OH)	73 62	185	H	Pittsburgh	46 66	
19	H	South Fla.	46 69					93	H	Saint Francis (PA)	73 77	192	A	Temple	70 52	
												192	H	Temple	80 72	
												196	H	Memphis	64 53	
												198	A	East Carolina	66 54	
												198	H	East Carolina	70 79	
												202	A	Tulsa	51 64	
												202	H	Tulsa	78 41	
												202	N	Tulsa	66 65	
												213	H	Bowling Green	75 51	
												215	A	SMU	58 40	
												224	A	Xavier	50 53	
												228	H	Southeast Mo. St.	65 52	
												268	H	Howard	87 53	
												279	A	Old Dominion	54 33	
												297	H	Southeastern La.	82 43	
												315	H	Eastern Ky.	64 53	

LAST 12 Division I GAMES:																
64	A	Michigan St.	75 81	202	H	Tulsa	78 41									
2	N	UConn	21 75	129	H	Tulane	83 52									
202	N	Tulsa	66 65	150	A	Wichita St.	75 69									
80	H	Houston	61 57	2	A	UConn	65 106									
19	A	South Fla.	65 84	50	H	UCF	38 50									
192	A	Temple	70 52	198	H	East Carolina	70 79									

Non-Div I Games: Slippery Rock 85 52

Cincinnati

Clemson				Through Games Of April 1, 2018							
Average RPI	Win:	243	WON-LOST	WINNING	LAST 10	STRENGTH OF	OPP. STRENGTH	TEAM	ADJ.	CONF.	ADJ CONF.
Average RPI	Loss:	52	RECORD	PCT. RANK	GAMES	SCHEDULE	OF SCHEDULE	RPI	RPI	RPI	RPI
DIV. I ONLY			11- 19	241	0- 10	59	59	163	163	1	1
DIV. I NON-CONF.			10- 3	42	0- 0	209	278	99	99	1	1

TOTALS		RPI 1-25		RPI 26-50		W-L RECORDS		RPI 51-100	RPI 101-999	RPI 201+	
11- 19		0- 8		0- 3		OVERALL		1- 4	10- 4	8- 0	
7- 8		0- 4		0- 0		HOME		0- 2	7- 2	6- 0	
3- 8		0- 3		0- 3		AWAY		1- 1	2- 1	1- 0	
1- 3		0- 1		0- 0		NEUTRAL		0- 1	1- 1	1- 0	
10- 3		0- 2		0- 0		NON-CONFERENCE		1- 0	9- 1	7- 0	
6- 1		0- 1		0- 0		HOME		0- 0	6- 0	5- 0	
3- 0		0- 0		0- 0		AWAY		1- 0	2- 0	1- 0	
1- 2		0- 1		0- 0		NEUTRAL		0- 0	1- 1	1- 0	
1- 16		0- 6		0- 3		CONFERENCE		0- 4	1- 3	1- 0	
1- 7		0- 3		0- 0		HOME		0- 2	1- 2	1- 0	
0- 8		0- 3		0- 3		AWAY		0- 1	0- 1	0- 0	
0- 1		0- 0		0- 0		NEUTRAL		0- 1	0- 0	0- 0	

RPI 1-25				RPI 26-50				RPI 51-100				RPI 101+ Team's RPI: 163			
RPI	S	Opponent	Score	RPI	S	Opponent	Score	RPI	S	Opponent	Score	RPI	S	Opponent	Score
1	A	Notre Dame	37 90	30	A	Virginia	41 70	56	H	Miami (FL)	60 72	111	H	Wake Forest	55 61
3	A	Louisville	46 65	41	A	Syracuse	51 86	65	A	Georgia Tech	33 66	114	A	North Carolina	52 59
9	A	Florida St.	43 91	47	A	Virginia Tech	45 53	65	H	Georgia Tech	48 60	118	N	Central Ark.	47 53
9	H	Florida St.	47 69					65	N	Georgia Tech	52 61	141	A	Louisiana Tech	55 47
10	H	South Carolina	36 66					68	A	Nebraska	67 66	166	H	Jacksonville St.	53 45
14	H	Duke	35 60									185	H	Pittsburgh	42 58
16	H	NC State	41 62									209	H	Boston College	65 61
20	N	Buffalo	41 61									243	H	Prairie View	64 58
LAST 12 Division I GAMES:															
65	N	Georgia Tech	52 61	65	H	Georgia Tech	48 60	111	H	Wake Forest	55 61	185	H	Pittsburgh	42 58
47	A	Virginia Tech	45 53	16	H	NC State	41 62	41	A	Syracuse	51 86	3	A	Louisville	46 65
9	A	Florida St.	43 91	35	H	Duke	35 60	209	H	Boston College	65 61				

Non-Div I Games:

Cleveland and St.

Cleveland and St.				Through Games Of April 1, 2018						
Average RPI Win:	227	WON-LOST	WINNING	LAST 10	STRENGTH OF	OPP. STRENGTH	TEAM	ADJ.	CONF.	ADJ CONF.
Average RPI Loss:	102	RECORD	PCT. RANK	GAMES	SCHEDULE	OF SCHEDULE	RPI	RPI	RPI	RPI
DIV. I ONLY	19- 11	90	6- 4	202	183	128	128	13	13	
DIV. I NON-CONF.	8- 3	59	0- 0	271	235	119	119	17	17	

TOTALS	RPI 1-25	RPI 26-50	W-L RECORDS	RPI 51-100	RPI 101-999	RPI 201+				
19- 11	0- 0	1- 1	OVERALL	2- 5	16- 5	11- 0				
10- 4	0- 0	1- 0	HOME	1- 2	8- 2	5- 0				
8- 5	0- 0	0- 1	AWAY	1- 2	7- 2	6- 0				
1- 2	0- 0	0- 0	NEUTRAL	0- 1	1- 1	0- 0				
8- 3	0- 0	0- 0	NON-CONFERENCE	0- 2	8- 1	5- 0				
4- 1	0- 0	0- 0	HOME	0- 1	4- 0	2- 0				
3- 1	0- 0	0- 0	AWAY	0- 1	3- 0	3- 0				
1- 1	0- 0	0- 0	NEUTRAL	0- 0	1- 1	0- 0				
11- 8	0- 0	1- 1	CONFERENCE	2- 3	8- 4	6- 0				
6- 3	0- 0	1- 0	HOME	1- 1	4- 2	3- 0				
5- 4	0- 0	0- 1	AWAY	1- 1	4- 2	3- 0				
0- 1	0- 0	0- 0	NEUTRAL	0- 1	0- 0	0- 0				

RPI 1-25				RPI 26-50				RPI 51-100				RPI 101+ Team's RPI: 128			
RPI	S	Opponent	Score	RPI	S	Opponent	Score	RPI	S	Opponent	Score	RPI	S	Opponent	Score
				28	A	Green Bay	43 69	57	H	Bal I St.	64 76	120	H	Ohio	71 64
				28	H	Green Bay	71 60	84	A	Toledo	56 65	122	A	Milwaukee	72 79
								91	A	IUPUI	56 94	122	H	Milwaukee	63 69
								91	H	IUPUI	64 77	127	N	Saint Louis	64 80
								92	A	Wright St.	70 63	154	A	Youngstown St.	69 76
								92	H	Wright St.	71 70	154	H	Youngstown St.	52 66
								92	N	Wright St.	61 83	162	N	Louisiana	54 45
												194	A	Oakland	86 66
												194	H	Oakland	70 62
												200	H	Eastern Mich.	77 65
												230	A	Niagara	70 61
												245	A	Illinois St.	56 47
												256	A	Northern Ky.	70 65
												256	H	Northern Ky.	72 49
												270	A	Bradley	67 65
												311	H	Marshall	85 76
												327	A	Detroit Mercy	90 76
												327	H	Detroit Mercy	75 50
												332	A	Ill.-Chicago	64 42
												332	H	Ill.-Chicago	70 67
												345	H	Eastern Ill.	77 69

LAST 12 Division I GAMES:															
				92	N	Wright St.	61 83	332	A	Ill.-Chicago	64 42				
				154	A	Youngstown St.	69 76	194	A	Oakland	86 66				
				92	A	Wright St.	70 63	327	A	Detroit Mercy	90 76				
				122	H	Milwaukee	63 69	256	H	Northern Ky.	72 49				
				28	H	Green Bay	71 60	92	H	Wright St.	71 70				
				91	A	IUPUI	56 94	154	H	Youngstown St.	52 66				

Non-Div I Games:

Cleveland and St.

Average RPI Win:	247	WON-LOST	WINNING	LAST 10	STRENGTH OF	OPP. STRENGTH	TEAM	ADJ.	CONF.	ADJ CONF.
Average RPI Loss:	163	RECORD	PCT. RANK	GAMES	SCHEDULE	OF SCHEDULE	RPI	RPI	RPI	RPI
DIV. I ONLY	15- 14	163	6- 4	262	265	222	222	22	22	
DIV. I NON-CONF.	4- 5	197	0- 0	333	239	323	323	23	23	

TOTALS	RPI 1-25	RPI 26-50	W-L RECORDS	RPI 51-100	RPI 101-999	RPI 201+				
15- 14	0- 0	0- 1	OVERALL	0- 3	15- 10	10- 4				
11- 4	0- 0	0- 0	HOME	0- 1	11- 3	7- 3				
3- 6	0- 0	0- 0	AWAY	0- 1	3- 5	2- 1				
1- 4	0- 0	0- 1	NEUTRAL	0- 1	1- 2	1- 0				
4- 5	0- 0	0- 1	NON-CONFERENCE	0- 1	4- 3	4- 2				
4- 2	0- 0	0- 0	HOME	0- 0	4- 2	4- 2				
0- 0	0- 0	0- 0	AWAY	0- 0	0- 0	0- 0				
0- 3	0- 0	0- 1	NEUTRAL	0- 1	0- 1	0- 0				
11- 9	0- 0	0- 0	CONFERENCE	0- 2	11- 7	6- 2				
7- 2	0- 0	0- 0	HOME	0- 1	7- 1	3- 1				
3- 6	0- 0	0- 0	AWAY	0- 1	3- 5	2- 1				
1- 1	0- 0	0- 0	NEUTRAL	0- 0	1- 1	1- 0				

RPI 1-25	RPI 26-50	RPI 51-100	RPI 101+	Team's RPI: 222
RPI S Opponent Score	RPI S Opponent Score	RPI S Opponent Score	RPI S Opponent Score	
	41 N Syracuse 57 69	68 N Nebraska 47 55	126 A Texas St. 69 78	
		85 A Little Rock 44 53	126 H Texas St. 65 64	
		85 H Little Rock 49 51	126 N Texas St. 69 78	
			162 A Louisiana 55 59	
			168 A South Ala. 62 68	
			168 H South Ala. 71 56	
			175 A Troy 97 92	
			175 H Troy 84 71	
			178 A UT Arlington 63 65	
			178 H UT Arlington 89 76	
			201 N North Texas 34 50	
			220 A Arkansas St. 73 65	
			220 H Arkansas St. 63 70	
			223 H UNCG 54 60	
			252 H UNCW 57 41	
			262 A Appalachi an St. 66 51	
			262 H Appalachi an St. 73 68	
			263 H Col. of Charleston 70 72	
			302 H Wofford 67 51	
			304 H Georgia St. 64 49	
			304 N Georgia St. 74 55	
			321 H N.C. Central 68 65	
			325 H Ga. Southern 54 51	
			326 H Fort Wayne 67 58	
			338 A La. -Monroe 56 62	
LAST 12 Division I GAMES:				
	126 N Texas St. 69 78	175 H Troy 84 71		
	304 N Georgia St. 74 55	262 H Appalachi an St. 73 68		
	262 A Appalachi an St. 66 51	178 A UT Arlington 63 65		
	220 A Arkansas St. 73 65	126 A Texas St. 69 78		
	85 A Little Rock 44 53	85 H Little Rock 49 51		
	168 H South Ala. 71 56	220 H Arkansas St. 63 70		

Non-Div I Games: Lees-McRae 73 47 Allen 93 49

Coastal Caro.

Average RPI		Win: 259	WON-LOST RECORD	WINNING PCT. RANK	LAST 10 GAMES	STRENGTH OF SCHEDULE	OPP. STRENGTH OF SCHEDULE	TEAM RPI	ADJ. RPI	CONF. RPI	ADJ. CONF. RPI
134			7- 24	310	2- 8	147	137	263	263	10	10
DIV. I ONLY			7- 24	310	2- 8	147	137	263	263	10	10
DIV. I NON-CONF.			4- 7	227	0- 0	192	159	223	223	11	11
TOTALS		RPI 1-25		RPI 26-50		W-L RECORDS		RPI 51-100		RPI 101-999	RPI 201+
7- 24	0- 2		0- 2		OVERALL	0- 6		7- 14		7- 6	
2- 12	0- 0		0- 1		HOME	0- 2		2- 9		2- 5	
4- 11	0- 2		0- 1		AWAY	0- 3		4- 5		4- 1	
1- 1	0- 0		0- 0		NEUTRAL	0- 1		1- 0		1- 0	
4- 7	0- 2		0- 0		NON-CONFERENCE	0- 1		4- 4		4- 2	
2- 3	0- 0		0- 0		HOME	0- 0		2- 3		2- 2	
2- 4	0- 2		0- 0		AWAY	0- 1		2- 1		2- 0	
0- 0	0- 0		0- 0		NEUTRAL	0- 0		0- 0		0- 0	
3- 17	0- 0		0- 2		CONFERENCE	0- 5		3- 10		3- 4	
0- 9	0- 0		0- 1		HOME	0- 2		0- 6		0- 3	
2- 7	0- 0		0- 1		AWAY	0- 2		2- 4		2- 1	
1- 1	0- 0		0- 0		NEUTRAL	0- 1		1- 0		1- 0	

RPI 1-25					
RPI	S	Opponent	Score		
10	A	South Carolina	43	69	
15	A	Central Mich.	58	79	
RPI 26-50					
RPI	S	Opponent	Score		
35	A	Elon	44	97	
35	H	Elon	55	77	
RPI 51-100					
RPI	S	Opponent	Score		
59	A	Drexel	57	71	
59	H	Drexel	53	80	
64	A	Michigan St.	43	107	
70	A	James Madison	53	67	
70	H	James Madison	45	67	
70	N	James Madison	66	81	
RPI 101+					
RPI	S	Opponent	Score		
111	H	Wake Forest	40	77	
119	A	Delaware	51	79	
119	H	Delaware	59	68	
155	A	Northeastern	37	59	
155	H	Northeastern	48	67	
157	A	William & Mary	66	79	
157	H	William & Mary	54	68	
183	A	Furman	58	72	
222	A	Coastal Caro.	72	70	
240	A	North Florida	73	69	
252	A	UNCW	72	63	
252	H	UNCW	60	76	
255	A	Hofstra	60	65	
255	H	Hofstra	60	75	
255	N	Hofstra	88	72	
257	H	Campbell	45	53	
259	H	Lipscomb	85	69	
262	H	Appalachian St.	70	76	
282	A	Towson	80	67	
282	H	Towson	58	83	
302	H	Wofford	59	51	
Team's RPI: 263					
LAST 12 Division I GAMES:					
70	N	James Madison	66	81	
255	N	Hofstra	88	72	
59	A	Drexel	57	71	
155	H	Northeastern	48	67	
252	H	UNCW	60	76	
119	A	Delaware	51	79	
35	A	Elon	44	97	
252	A	UNCW	72	63	
59	H	Drexel	53	80	
35	H	Elon	55	77	
70	A	James Madison	53	67	
157	A	William & Mary	66	79	

Non-Div I Games:

Col. of Charleston

Colgate		Average RPI Win: 267	WON-LOST RECORD	WINNING PCT. RANK	LAST 10 GAMES	STRENGTH OF SCHEDULE	OPP. STRENGTH OF SCHEDULE	TEAM RPI	ADJ. RPI	CONF. RPI	ADJ CONF. RPI
Average RPI Loss: 161											
DIV. I ONLY	7- 23	303	3- 7	217	229	290	290	16	16		
DIV. I NON-CONF.	4- 7	227	0- 0	284	310	250	250	18	18		

TOTALS	RPI 1-25	RPI 26-50	W-L RECORDS	RPI 51-100	RPI 101-999	RPI 201+					
7- 23	0- 0	0- 1	OVERALL	0- 8	7- 14	7- 11					
3- 10	0- 0	0- 0	HOME	0- 3	3- 7	3- 5					
4- 13	0- 0	0- 1	AWAY	0- 5	4- 7	4- 6					
0- 0	0- 0	0- 0	NEUTRAL	0- 0	0- 0	0- 0					
4- 7	0- 0	0- 1	NON-CONFERENCE	0- 2	4- 4	4- 3					
1- 3	0- 0	0- 0	HOME	0- 0	1- 3	1- 2					
3- 4	0- 0	0- 1	AWAY	0- 2	3- 1	3- 1					
0- 0	0- 0	0- 0	NEUTRAL	0- 0	0- 0	0- 0					
3- 16	0- 0	0- 0	CONFERENCE	0- 6	3- 10	3- 8					
2- 7	0- 0	0- 0	HOME	0- 3	2- 4	2- 3					
1- 9	0- 0	0- 0	AWAY	0- 3	1- 6	1- 5					
0- 0	0- 0	0- 0	NEUTRAL	0- 0	0- 0	0- 0					

RPI 1-25				RPI 26-50				RPI 51-100				RPI 101+ Team's RPI: 290			
RPI	S	Opponent	Score	RPI	S	Opponent	Score	RPI	S	Opponent	Score	RPI	S	Opponent	Score
				41	A	Syracuse	39 79	51	A	Arizona St.	54 65	152	A	Army West Point	49 69
								52	A	American	44 67	152	H	Army West Point	54 62
								52	H	American	55 77	172	H	Brown	73 83
								76	A	Navy	54 70	203	H	Siena	70 73
								76	H	Navy	42 69	212	A	Lehigh	54 48
								90	A	Yale	56 82	212	H	Lehigh	51 59
								94	A	Bucknell	57 77	230	H	Niagara	44 81
								94	H	Bucknell	42 63	235	A	Boston U.	64 66
												235	H	Boston U.	49 62
												237	A	Lafayette	48 63
												237	H	Lafayette	60 55
												238	A	Loyola Maryland	55 70
												238	H	Loyola Maryland	71 60
												242	A	Holy Cross	47 66
												242	A	Holy Cross	52 61
												242	H	Holy Cross	64 71
												266	A	Cornell	74 70
												280	A	Fairleigh Dickinson	51 61
												282	A	Towson	65 61
												285	A	Canisius	70 63
												348	H	UMass Lowell	84 64
LAST 12 Division I GAMES:															
				242	A	Holy Cross	47 66	94	H	Bucknell	42 63				
				237	H	Lafayette	60 55	235	A	Boston U.	64 66				
				242	A	Holy Cross	52 61	76	H	Navy	42 69				
				152	A	Army West Point	49 69	52	A	American	44 67				
				238	H	Loyola Maryland	71 60	152	H	Army West Point	54 62				
				212	A	Lehigh	54 48	238	A	Loyola Maryland	55 70				

Non-Div I Games:

Colgate

■ Loss,
 ■ Non-Conf,
 ■ S Site,
 ■ Home
 ■ A Away
 N Neutral

Col orado					Through Games Of April 1, 2018						
Average RPI Win: 185		WON-LOST	WINNING	LAST 10	STRENGTH OF	OPP. STRENGTH	TEAM	ADJ.	CONF.	ADJ CONF.	
Average RPI Loss: 67		RECORD	PCT. RANK	GAMES	SCHEDULE	OF SCHEDULE	RPI	RPI	RPI	RPI	
DIV. I ONLY		14- 16	195	4- 6	113	42	139	139	5	5	
DIV. I NON-CONF.		8- 2	31	0- 0	259	140	90	90	3	3	

TOTALS		RPI 1-25	RPI 26-50	W-L RECORDS	RPI 51-100	RPI 101-999	RPI 201+				
14- 16		0- 5	0- 1	OVERALL	1- 5	13- 5	5- 1				
8- 7		0- 2	0- 1	HOME	1- 2	7- 2	4- 0				
5- 8		0- 2	0- 0	AWAY	0- 3	5- 3	1- 1				
1- 1		0- 1	0- 0	NEUTRAL	0- 0	1- 0	0- 0				
8- 2		0- 0	0- 0	NON-CONFERENCE	1- 0	7- 2	4- 0				
5- 1		0- 0	0- 0	HOME	1- 0	4- 1	3- 0				
3- 1		0- 0	0- 0	AWAY	0- 0	3- 1	1- 0				
0- 0		0- 0	0- 0	NEUTRAL	0- 0	0- 0	0- 0				
6- 14		0- 5	0- 1	CONFERENCE	0- 5	6- 3	1- 1				
3- 6		0- 2	0- 1	HOME	0- 2	3- 1	1- 0				
2- 7		0- 2	0- 0	AWAY	0- 3	2- 2	0- 1				
1- 1		0- 1	0- 0	NEUTRAL	0- 0	1- 0	0- 0				

RPI 1-25		RPI 26-50		RPI 51-100		RPI 101+		Team's RPI: 139			
RPI	S	Opponent	Score	RPI	S	Opponent	Score	RPI	S	Opponent	Score
6	H	Oregon	55 74	27	H	Oregon St.	71 86	51	A	Arizona St.	59 73
6	N	Oregon	47 84					106	H	George Mason	76 61
8	A	UCLA	67 73					108	A	Col orado St.	70 67
8	H	UCLA	55 93					109	A	Utah	69 65
13	A	Stanford	53 62					109	H	Utah	74 78
								109	N	Utah	66 56
								114	A	North Carolina	80 87
								116	A	Washington St.	75 89
								116	H	Washington St.	72 69
								121	H	Dartmouth	75 81
								164	A	Samford	71 60
								196	A	Washington	66 61
								196	H	Washington	76 56
								241	H	Fla. Atlantic	76 69
								271	A	Ari zona	63 72
								271	H	Ari zona	79 60
								286	H	North Dakota St.	108 59
								288	A	Air Force	68 43
								341	H	Mi ssi ssi ppi Val .	85 48

LAST 12 Di vi si on I GAMES:											
6 N Oregon		47 84	13 A Stanford		53 62						
109 N Utah		66 56	53 A Cal i forni a		76 78						
55 A Southern Cal i forni a		53 65	109 H Utah		74 78						
8 A UCLA		67 73	109 A Utah		69 65						
116 H Washington St.		72 69	27 H Oregon St.		71 86						
196 H Washi ngton		76 56	6 H Oregon		55 74						

Col orado

Non-Di v I Games: Westmi nster (MO) 106 47

Col orado

Loss, Non-Conf, S Site, H Home A Away N Neutral

Page 56

Non-Div I Games: Westminster (MO) 106 47

Col orado

Average RPI Win:	197	WON-LOST	WINNING	LAST 10	STRENGTH OF	OPP. STRENGTH	TEAM	ADJ.	CONF.	ADJ CONF.
Average RPI Loss:	103	RECORD	PCT. RANK	GAMES	SCHEDULE	OF SCHEDULE	RPI	RPI	RPI	RPI
DIV. I ONLY	20- 12	95	5- 5	109	147	108	108	15	15	
DIV. I NON-CONF.	8- 4	77	1- 1	48	213	79	79	14	14	

TOTALS	RPI 1-25	RPI 26-50	W-L RECORDS	RPI 51-100	RPI 101-999	RPI 201+				
20- 12	0- 0	2- 1	OVERALL	2- 4	16- 7	10- 0				
12- 6	0- 0	1- 1	HOME	1- 1	10- 4	7- 0				
7- 5	0- 0	1- 0	AWAY	1- 3	5- 2	3- 0				
1- 1	0- 0	0- 0	NEUTRAL	0- 0	1- 1	0- 0				
8- 4	0- 0	2- 1	NON-CONFERENCE	0- 1	6- 2	3- 0				
6- 3	0- 0	1- 1	HOME	0- 0	5- 2	3- 0				
2- 1	0- 0	1- 0	AWAY	0- 1	1- 0	0- 0				
0- 0	0- 0	0- 0	NEUTRAL	0- 0	0- 0	0- 0				
12- 8	0- 0	0- 0	CONFERENCE	2- 3	10- 5	7- 0				
6- 3	0- 0	0- 0	HOME	1- 1	5- 2	4- 0				
5- 4	0- 0	0- 0	AWAY	1- 2	4- 2	3- 0				
1- 1	0- 0	0- 0	NEUTRAL	0- 0	1- 1	0- 0				

RPI	S	Opponent	Score	RPI	S	Opponent	Score	RPI	S	Opponent	Score	RPI	S	Opponent	Score	Team's RPI: 108
37	H	Gonzaga	65 49	63	A	South Dakota	49 74	104	H	Western Ill.	67 64					
38	A	Northern Colo.	55 44	77	A	Wyoming	64 53	105	A	Boise St.	49 55					
39	H	Oklahoma	46 78	77	H	Wyoming	49 53	105	H	Boise St.	58 62					
				89	A	New Mexico	48 54	105	N	Boise St.	51 76					
				89	H	New Mexico	74 71	133	H	Idaho	69 83					
				95	A	UNLV	52 56	139	H	Colorado	67 70					
								144	A	Fresno St.	45 56					
								144	H	Fresno St.	64 75					
								144	N	Fresno St.	71 55					
								151	A	Nevada	65 59					
								151	H	Nevada	75 64					
								159	H	BYU	56 54					
								184	A	Denver	61 56					
								243	H	Prairie View	71 59					
								269	A	San Diego St.	65 63					
								269	H	San Diego St.	72 43					
								272	H	Morgan St.	60 44					
								276	A	San Jose St.	73 66					
								276	H	San Jose St.	63 48					
								288	A	Air Force	40 39					
								288	H	Air Force	61 50					
								311	H	Utah St.	56 45					
								321	H	N. C. Central	85 48					

LAST 12 Division I GAMES:																
63	A	South Dakota	49 74	105	A	Boise St.	49 55									
104	H	Western Ill.	67 64	144	H	Fresno St.	64 75									
105	N	Boise St.	51 76	276	A	San Jose St.	73 66									
144	N	Fresno St.	71 55	288	H	Air Force	61 50									
89	A	New Mexico	48 54	151	A	Nevada	65 59									
151	H	Nevada	75 64	77	A	Wyoming	64 53									

Non-Div I Games: Eastern N.M. 75 35

Colorado St.

Average RPI Win:	229	WON-LOST	WINNING	LAST 10	STRENGTH OF	OPP. STRENGTH	TEAM	ADJ.	CONF.	ADJ CONF.
Average RPI Loss:	103	RECORD	PCT. RANK	GAMES	SCHEDULE	OF SCHEDULE	RPI	RPI	RPI	RPI
DIV. I ONLY	8- 21	281	1- 9	90	105	213	213	9	9	
DIV. I NON-CONF.	6- 9	212	0- 0	160	160	188	188	9	9	

TOTALS	RPI 1-25	RPI 26-50	W-L RECORDS	RPI 51-100	RPI 101-999	RPI 201+				
8- 21	0- 2	0- 3	OVERALL	1- 9	7- 7	6- 3				
3- 9	0- 1	0- 1	HOME	1- 3	2- 4	2- 2				
5- 9	0- 0	0- 1	AWAY	0- 5	5- 3	4- 1				
0- 3	0- 1	0- 1	NEUTRAL	0- 1	0- 0	0- 0				
6- 9	0- 2	0- 1	NON-CONFERENCE	1- 3	5- 3	5- 2				
3- 2	0- 1	0- 0	HOME	1- 0	2- 1	2- 1				
3- 4	0- 0	0- 0	AWAY	0- 2	3- 2	3- 1				
0- 3	0- 1	0- 1	NEUTRAL	0- 1	0- 0	0- 0				
2- 12	0- 0	0- 2	CONFERENCE	0- 6	2- 4	1- 1				
0- 7	0- 0	0- 1	HOME	0- 3	0- 3	0- 1				
2- 5	0- 0	0- 1	AWAY	0- 3	2- 1	1- 0				
0- 0	0- 0	0- 0	NEUTRAL	0- 0	0- 0	0- 0				

RPI 1-25				RPI 26-50				RPI 51-100				RPI 101+ Team's RPI: 213			
RPI	S	Opponent	Score	RPI	S	Opponent	Score	RPI	S	Opponent	Score	RPI	S	Opponent	Score
4	N	Mississippi St.	54 90	28	N	Green Bay	43 61	51	N	Arizona St.	48 72	121	A	Dartmouth	65 88
20	H	Buffalo	63 65	29	A	Princeton	47 69	61	A	Penn	51 70	121	H	Dartmouth	77 88
				29	H	Princeton	46 74	61	H	Penn	39 75	156	A	Hampton	58 60
								62	A	Harvard	67 85	172	A	Brown	90 74
								62	H	Harvard	59 78	172	H	Brown	80 84
								80	A	Houston	53 77	204	H	Richmond	79 85
								90	A	Yale	59 66	209	H	Boston College	68 60
								90	H	Yale	50 73	218	A	Providence	73 64
								93	H	Saint Francis (PA)	94 81	255	H	Hofstra	75 53
								99	A	Rice	44 67	266	A	Cornell	72 54
												266	H	Cornell	47 57
												295	A	Vermont	73 66
												323	A	UMBC	60 44
												348	A	UMass Lowell	70 77

LAST 12 Division I GAMES:															
				62	H	Harvard	59 78	172	H	Brown	80 84				
				121	H	Dartmouth	77 88	90	H	Yale	50 73				
				90	A	Yale	59 66	121	A	Dartmouth	65 88				
				172	A	Brown	90 74	62	A	Harvard	67 85				
				29	H	Princeton	46 74	266	A	Cornell	72 54				
				61	H	Penn	39 75	266	H	Cornell	47 57				

Non-Div I Games:

Columbia

Average RPI Win:	304	WON-LOST	WINNING	LAST 10	STRENGTH OF	OPP. STRENGTH	TEAM	ADJ.	CONF.	ADJ CONF.
Average RPI Loss:	190	RECORD	PCT. RANK	GAMES	SCHEDULE	OF SCHEDULE	RPI	RPI	RPI	RPI
DIV. I ONLY	6- 23	316	1- 9	212	323	322	322	30	30	
DIV. I NON-CONF.	1- 11	331	0- 0	135	148	294	294	30	30	

TOTALS	RPI 1-25	RPI 26-50	W-L RECORDS	RPI 51-100	RPI 101-999	RPI 201+				
6- 23	0- 3	0- 0	OVERALL	0- 1	6- 19	6- 11				
6- 4	0- 1	0- 0	HOME	0- 0	6- 3	6- 1				
0- 16	0- 0	0- 0	AWAY	0- 0	0- 5	0- 5				
0- 3	0- 1	0- 0	NEUTRAL	0- 0	0- 2	0- 2				
1- 11	0- 3	0- 0	NON-CONFERENCE	0- 1	1- 7	1- 4				
1- 1	0- 1	0- 0	HOME	0- 0	1- 0	1- 0				
0- 8	0- 1	0- 0	AWAY	0- 1	0- 6	0- 3				
0- 2	0- 1	0- 0	NEUTRAL	0- 0	0- 1	0- 1				
5- 12	0- 0	0- 0	CONFERENCE	0- 0	5- 12	5- 7				
5- 3	0- 0	0- 0	HOME	0- 0	5- 3	5- 1				
0- 8	0- 0	0- 0	AWAY	0- 0	0- 8	0- 5				
0- 1	0- 0	0- 0	NEUTRAL	0- 0	0- 1	0- 1				

RPI	S	Opponent	Score	RPI	S	Opponent	Score	RPI	S	Opponent	Score	RPI	S	Opponent	Score
5	A	Baylor	54 100					60	A	West Virginia	43 101	112	A	SFA	59 72
18	H	Maryl and	49 113									113	A	Middle Tenn.	39 69
23	N	Missouri	50 73									134	A	Bethune-Cookman	38 64
												134	H	Bethune-Cookman	63 75
												145	A	N. C. A&T	63 64
												156	A	Hampton	35 67
												156	H	Hampton	48 83
												173	A	Charlotte	49 78
												219	A	Norfolk St.	57 71
												264	N	Manhattan	56 74
												267	H	UMES	69 63
												268	H	Howard	69 87
												272	A	Morgan St.	59 73
												272	H	Morgan St.	55 53
												272	N	Morgan St.	51 58
												279	A	Old Dominion	67 75
												281	A	VCU	47 62
												292	H	Mt. St. Mary's	68 54
												316	A	South Carolina St.	65 67
												316	H	South Carolina St.	56 39
												319	A	Charleston So.	58 72
												321	A	N. C. Central	52 60
												333	A	Delaware St.	66 70
												335	H	Florida A&M	62 56
												340	H	Savannah St.	66 57

LAST 12 Division I GAMES:															
272	N	Morgan St.	51 58	316	A	South Carolina St.	65 67								
268	H	Howard	69 87	134	A	Bethune-Cookman	38 64								
272	A	Morgan St.	59 73	156	A	Hampton	35 67								
333	A	Delaware St.	66 70	267	H	UMES	69 63								
134	H	Bethune-Cookman	63 75	316	H	South Carolina St.	56 39								
156	H	Hampton	48 83	272	H	Morgan St.	55 53								

Non-Div I Games:

Coppin St.

Average RPI Win: 238	WON-LOST RECORD	WINNING PCT. RANK	LAST 10 GAMES	STRENGTH OF SCHEDULE	OPP. STRENGTH OF SCHEDULE	TEAM RPI	ADJ. RPI	CONF. RPI	ADJ CONF. RPI
Average RPI Loss: 137									
DIV. I ONLY	7- 20	291	2- 8	181	141	266	266	9	9
DIV. I NON-CONF.	4- 9	246	0- 0	324	323	304	304	9	9

TOTALS	RPI 1-25	RPI 26-50	W-L RECORDS	RPI 51-100	RPI 101-999	RPI 201+			
7- 20	0- 0	0- 2	OVERALL	0- 7	7- 11	4- 5			
3- 10	0- 0	0- 1	HOME	0- 3	3- 6	0- 4			
4- 10	0- 0	0- 1	AWAY	0- 4	4- 5	4- 1			
0- 0	0- 0	0- 0	NEUTRAL	0- 0	0- 0	0- 0			
4- 9	0- 0	0- 0	NON-CONFERENCE	0- 1	4- 8	3- 4			
1- 5	0- 0	0- 0	HOME	0- 0	1- 5	0- 3			
3- 4	0- 0	0- 0	AWAY	0- 1	3- 3	3- 1			
0- 0	0- 0	0- 0	NEUTRAL	0- 0	0- 0	0- 0			
3- 11	0- 0	0- 2	CONFERENCE	0- 6	3- 3	1- 1			
2- 5	0- 0	0- 1	HOME	0- 3	2- 1	0- 1			
1- 6	0- 0	0- 1	AWAY	0- 3	1- 2	1- 0			
0- 0	0- 0	0- 0	NEUTRAL	0- 0	0- 0	0- 0			

RPI 1-25				RPI 26-50				RPI 51-100				RPI 101+				Team's RPI: 266	
RPI	S	Opponent	Score	RPI	S	Opponent	Score	RPI	S	Opponent	Score	RPI	S	Opponent	Score		
				29	A	Princeton	54 75	59	A	Drexel	39 61	121	A	Dartmouth	40 55		
				29	H	Princeton	40 72	61	A	Penn	48 68	121	H	Dartmouth	51 49		
								61	H	Penn	39 53	160	H	Binghamton	58 66		
								62	A	Harvard	58 80	172	A	Brown	59 85		
								62	H	Harvard	57 91	172	H	Brown	70 68		
								90	A	Yale	56 69	181	A	New Hampshire	45 48		
								90	H	Yale	55 65	185	A	Pittsburgh	39 51		
												189	H	Stony Brook	48 40		
												194	H	Oakland	77 79		
												212	H	Lehigh	57 62		
												213	A	Columbia	57 47		
												213	H	Columbia	54 72		
												237	H	Lafayette	58 59		
												238	A	Loyola Maryland	63 78		
												285	A	Canisius	67 59		
												290	H	Colgate	70 74		
												339	A	NJIT	61 46		
												348	A	UMass Lowell	71 53		
LAST 12 Division I GAMES:																	
				121	H	Dartmouth	51 49	90	H	Yale	55 65						
				62	H	Harvard	57 91	172	H	Brown	70 68						
				172	A	Brown	59 85	62	A	Harvard	58 80						
				90	A	Yale	56 69	121	A	Dartmouth	40 55						
				61	H	Penn	39 53	213	H	Columbia	54 72						
				29	H	Princeton	40 72	213	A	Columbia	57 47						

Non-Div I Games:

Cornell

Creighton											
Average RPI Win:		120	WON-LOST		WINNING	LAST 10		STRENGTH OF		OPP. STRENGTH	TEAM
Average RPI Loss:		53	RECORD		PCT. RANK	GAMES		SCHEDULE		OF SCHEDULE	RPI
DIV. I ONLY		19- 13	110		6- 4		25		24		43
DIV. I NON-CONF.		7- 5	122		1- 1		12		9		29
TOTALS		RPI 1-25	RPI 26-50		W-L RECORDS		RPI 51-100		RPI 101-999		RPI 201+
19- 13		2- 7	2- 1		OVERALL		5- 3		10- 2		5- 0
10- 3		0- 3	2- 0		HOME		2- 0		6- 0		2- 0
7- 7		1- 2	0- 1		AWAY		2- 3		4- 1		3- 0
2- 3		1- 2	0- 0		NEUTRAL		1- 0		0- 1		0- 0
7- 5		1- 3	1- 0		NON-CONFERENCE		2- 1		3- 1		1- 0
3- 1		0- 1	1- 0		HOME		0- 0		2- 0		0- 0
3- 2		0- 1	0- 0		AWAY		2- 1		1- 0		1- 0
1- 2		1- 1	0- 0		NEUTRAL		0- 0		0- 1		0- 0
12- 8		1- 4	1- 1		CONFERENCE		3- 2		7- 1		4- 0
7- 2		0- 2	1- 0		HOME		2- 0		4- 0		2- 0
4- 5		1- 1	0- 1		AWAY		0- 2		3- 1		2- 0
1- 1		0- 1	0- 0		NEUTRAL		1- 0		0- 0		0- 0

RPI 1-25				RPI 26-50				RPI 51-100				RPI 101+			
RPI	S	Opponent	Score	RPI	S	Opponent	Score	RPI	S	Opponent	Score	RPI	S	Opponent	Score
8	A	UCLA	64 86	26	A	Villanova	48 55	63	A	South Dakota	68 73	125	A	Butler	53 59
8	N	UCLA	63 72	26	H	Villanova	69 54	68	A	Nebraska	64 49	125	H	Butler	64 55
9	H	Florida St.	82 92	32	H	South Dakota St.	72 65	69	A	Drake	108 100	132	A	Seton Hall	68 51
21	A	Marquette	74 73					71	A	St. John's (NY)	65 72	132	H	Seton Hall	81 64
21	H	Marquette	77 92					71	H	St. John's (NY)	53 39	135	H	UNI	89 78
21	N	Marquette	70 76					71	N	St. John's (NY)	66 58	150	H	Wichita St.	66 61
22	A	DePaul	67 77					98	A	Georgetown	67 70	196	N	Washington	64 67
22	H	DePaul	54 82					98	H	Georgetown	69 58	218	A	Providence	87 84
24	N	Iowa	76 70									218	H	Providence	73 56
LAST 12 Division I GAMES:															
8	A	UCLA	64 86	125	H	Butler	64 55	224	H	Xavier	65 54	218	A	Providence	87 84
24	N	Iowa	76 70	224	H	Xavier	65 54	218	A	Providence	87 84	218	A	Marquette	74 73
21	N	Marquette	70 76	218	A	Providence	87 84	21	A	Marquette	67 77	224	H	Xavier	65 54
71	N	St. John's (NY)	66 58	21	A	Marquette	74 73	22	A	DePaul	67 77	224	H	Xavier	65 54
26	A	Villanova	48 55	22	A	DePaul	67 77	132	H	Seton Hall	81 64	239	A	Omaha	72 51
98	A	Georgetown	67 70												

Non-Div I Games:

Creighton

Average RPI	Win:	206	WON-LOST	WINNING	LAST 10	STRENGTH OF	OPP. STRENGTH	TEAM	ADJ.	CONF.	ADJ CONF.
Average RPI	Loss:	89	RECORD	PCT. RANK	GAMES	SCHEDULE	OF SCHEDULE	RPI	RPI	RPI	RPI
DIV. I ONLY		15- 12		137	5- 5	130	112	121	121	9	9
DIV. I NON-CONF.		8- 5		104	0- 0	222	210	121	121	9	9

TOTALS	RPI 1-25		RPI 26-50		W-L RECORDS	RPI 51-100		RPI 101-999		RPI 201+	
15- 12	0- 1		0- 2		OVERALL	2- 6		13- 3		8- 1	
9- 4	0- 0		0- 1		HOME	1- 3		8- 0		6- 0	
6- 8	0- 1		0- 1		AWAY	1- 3		5- 3		2- 1	
0- 0	0- 0		0- 0		NEUTRAL	0- 0		0- 0		0- 0	
8- 5	0- 1		0- 0		NON-CONFERENCE	0- 2		8- 2		5- 0	
5- 1	0- 0		0- 0		HOME	0- 1		5- 0		4- 0	
3- 4	0- 1		0- 0		AWAY	0- 1		3- 2		1- 0	
0- 0	0- 0		0- 0		NEUTRAL	0- 0		0- 0		0- 0	
7- 7	0- 0		0- 2		CONFERENCE	2- 4		5- 1		3- 1	
4- 3	0- 0		0- 1		HOME	1- 2		3- 0		2- 0	
3- 4	0- 0		0- 1		AWAY	1- 2		2- 1		1- 1	
0- 0	0- 0		0- 0		NEUTRAL	0- 0		0- 0		0- 0	

RPI 1-25				RPI 26-50				RPI 51-100				RPI 101+ Team's RPI: 121			
RPI	S	Opponent	Score	RPI	S	Opponent	Score	RPI	S	Opponent	Score	RPI	S	Opponent	Score
7	A	Ohio St.	70 103	29	A	Princeton	63 82	61	A	Penn	47 65	139	A	Colorado	81 75
				29	H	Princeton	67 79	61	H	Penn	50 79	152	A	Army West Point	56 71
								62	A	Harvard	65 76	160	A	Binghamton	64 80
								62	H	Harvard	63 56	161	A	Marist	60 51
								73	H	Maine	51 64	172	A	Brown	77 60
								82	A	Albany (NY)	61 76	172	H	Brown	78 73
								90	A	Yale	64 62	181	H	New Hampshire	57 49
								90	H	Yale	39 57	209	H	Boston College	68 57
												213	A	Columbia	88 77
												213	H	Columbia	88 65
												242	A	Holy Cross	76 74
												266	A	Cornell	49 51
												266	H	Cornell	55 40
												295	H	Vermont	66 56
												334	H	Rhode Island	70 54
												339	H	NJIT	81 50

LAST 12 Division I GAMES:															
266	A	Cornell	49 51	29	A	Princeton	63 82	266	H	Cornell	55 40				
213	A	Columbia	88 77	61	A	Penn	47 65	90	H	Yale	39 57				
61	H	Penn	50 79	213	H	Columbia	88 65	172	H	Brown	78 73				
29	H	Princeton	67 79												
172	A	Brown	77 60												
90	A	Yale	64 62												

Non-Div I Games:

Dartmouth

Average RPI Win:	256	WON-LOST	WINNING	LAST 10	STRENGTH OF	OPP. STRENGTH	TEAM	ADJ.	CONF.	ADJ CONF.
Average RPI Loss:	108	RECORD	PCT. RANK	GAMES	SCHEDULE	OF SCHEDULE	RPI	RPI	RPI	RPI
DIV. I ONLY	12- 18	228	4- 6	138	160	188	188	11	11	
DIV. I NON-CONF.	5- 8	219	0- 0	77	155	139	139	10	10	
<hr/>										
TOTALS	RPI 1-25	RPI 26-50	W-L RECORDS	RPI 51-100	RPI 101-999	RPI 201+				
12- 18	0- 1	0- 4	OVERALL	0- 5	12- 8	10- 3				
5- 8	0- 0	0- 3	HOME	0- 3	5- 2	4- 1				
7- 10	0- 1	0- 1	AWAY	0- 2	7- 6	6- 2				
0- 0	0- 0	0- 0	NEUTRAL	0- 0	0- 0	0- 0				
5- 8	0- 1	0- 3	NON-CONFERENCE	0- 1	5- 3	3- 1				
2- 3	0- 0	0- 2	HOME	0- 0	2- 1	1- 1				
3- 5	0- 1	0- 1	AWAY	0- 1	3- 2	2- 0				
0- 0	0- 0	0- 0	NEUTRAL	0- 0	0- 0	0- 0				
7- 10	0- 0	0- 1	CONFERENCE	0- 4	7- 5	7- 2				
3- 5	0- 0	0- 1	HOME	0- 3	3- 1	3- 0				
4- 5	0- 0	0- 0	AWAY	0- 1	4- 4	4- 2				
0- 0	0- 0	0- 0	NEUTRAL	0- 0	0- 0	0- 0				

RPI 1-25				RPI 26-50				RPI 51-100				RPI 101+				Team's RPI: 188
RPI	S	Opponent	Score	RPI	S	Opponent	Score	RPI	S	Opponent	Score	RPI	S	Opponent	Score	
16	A	NC State	49 73	29	H	Princeton	57 63	54	A	Mercer	54 69	106	A	George Mason	61 74	
				35	H	Elon	58 75	72	H	Duquesne	54 79	127	A	Saint Louis	72 88	
				44	H	Dayton	68 85	75	A	Fordham	58 66	131	H	Saint Joseph's	62 64	
				50	A	UCF	54 62	75	H	Fordham	45 58	157	A	William & Mary	55 73	
								78	H	George Washi ngton	48 53	173	H	Charlotte	68 66	
												183	A	Furman	62 65	
												187	A	High Point	82 74	
												204	A	Richmond	53 62	
												204	A	Richmond	68 65	
												210	H	UNC Asheville	58 50	
												226	H	Gardner-Webb	65 70	
												246	A	La Salle	58 51	
												260	A	St. Bonaventure	75 68	
												262	A	Appalachian St.	59 57	
												277	A	Massachusetts	68 70	
												277	H	Massachusetts	87 81	
												281	H	VCU	69 63	
												306	A	Western Caro.	70 57	
												334	A	Rhode Island	79 67	
												334	H	Rhode Island	77 67	
<hr/>																
LAST 12 Division I GAMES:																
204	A	Richmond	53 62	127	A	Saint Louis	72 88									
281	H	VCU	69 63	334	A	Rhode Island	79 67									
246	A	La Salle	58 51	44	H	Dayton	68 85									
277	A	Massachusetts	68 70	277	H	Massachusetts	87 81									
131	H	Saint Joseph's	62 64	260	A	St. Bonaventure	75 68									
75	H	Fordham	45 58	78	H	George Washi ngton	48 53									

Non-Div I Games:

Davidson

■ Loss,
 ■ Non-Conf,
 ■ Site,
 ■ Home
 ■ Away
 ■ Neutral

Average RPI Win: 173

Average RPI Loss: 56

WON-LOST
RECORDWINNING
PCT. RANKLAST 10
GAMESSTRENGTH OF
SCHEDULEOPP. STRENGTH
OF SCHEDULETEAM
RPIADJ.
RPICONF.
RPIADJ CONF.
RPIDIV. I ONLY
DIV. I NON-CONF.23- 7
7- 531
1227- 3
0- 192
5698
5444
8244
8211
1011
10

TOTALS

RPI 1-25

RPI 26-50

W-L RECORDS

RPI 51-100

RPI 101-999

RPI 201+

23- 7

0- 2

1- 2

OVERALL

7- 2

15- 1

10- 0

12- 1

0- 0

1- 1

HOME

4- 0

7- 0

5- 0

7- 3

0- 0

0- 1

AWAY

2- 1

5- 1

3- 0

4- 3

0- 2

0- 0

NEUTRAL

1- 1

3- 0

2- 0

7- 5

0- 2

1- 2

NON-CONFERENCE

2- 1

4- 0

3- 0

4- 1

0- 0

1- 1

HOME

1- 0

2- 0

2- 0

0- 2

0- 0

0- 1

AWAY

0- 1

0- 0

0- 0

3- 2

0- 2

0- 0

NEUTRAL

1- 0

2- 0

1- 0

16- 2

0- 0

0- 0

CONFERENCE

5- 1

11- 1

7- 0

8- 0

0- 0

0- 0

HOME

3- 0

5- 0

3- 0

7- 1

0- 0

0- 0

AWAY

2- 0

5- 1

3- 0

1- 1

0- 0

0- 0

NEUTRAL

0- 1

1- 0

1- 0

RPI 1-25

RPI 26-50

Team's RPI: 44

RPI 51-100

RPI 101+

RPI	S	Opponent	Score
19	N	South Fla.	87 93
21	N	Marquette	65 84

RPI	S	Opponent	Score
28	H	Green Bay	64 75
30	H	Virginia	61 46
33	A	Quinnipiac	66 72

RPI	S	Opponent	Score
62	N	Harvard	72 66
70	H	James Madison	82 54
72	H	Duquesne	79 70
75	A	Fordham	63 62
75	H	Fordham	79 54
78	A	George Washington	57 53
78	H	George Washington	66 55
78	N	George Washington	53 58
84	A	Toledo	50 68

RPI	S	Opponent	Score
106	H	George Mason	71 66
127	A	Saint Louis	72 85
127	H	Saint Louis	101 76
129	N	Tulane	71 65
131	A	Saint Joseph's	65 59
188	A	Davidson	85 68
204	A	Richmond	66 59
204	N	Richmond	67 58
246	A	La Salle	76 47
260	H	St. Bonaventure	80 59
272	H	Morgan St.	88 52
277	A	Massachusetts	78 49
281	H	VCU	74 64
331	H	Ark.-Pine Bluff	81 43
334	H	Rhode Island	116 58
341	N	Mississippi Val.	65 46

LAST 12 Division I GAMES:

21	N	Marquette	65 84	78	A	George Washington	57 53
78	N	George Washington	53 58	277	A	Massachusetts	78 49
204	N	Richmond	67 58	281	H	VCU	74 64
127	A	Saint Louis	72 85	72	H	Duquesne	79 70
106	H	George Mason	71 66	188	A	Davidson	85 68
75	H	Fordham	79 54	204	A	Richmond	66 59

Dayton

Dayton

Non-Div I Games:

Dayton

Loss,
Non-Conf, S Site,
H Home
A Away
N Neutral

DePaul

DePaul

DePaul				Through Games Of April 1, 2018													
Average RPI Win:		125	WON-LOST RECORD	WINNING PCT. RANK	LAST 10 GAMES	STRENGTH OF SCHEDULE	OPP. STRENGTH OF SCHEDULE	TEAM RPI	ADJ. RPI	CONF. RPI	ADJ CONF. RPI						
Average RPI Loss:		31															
DIV. I ONLY		27- 8	28	8- 2	37	28	22	22	6	6							
DIV. I NON-CONF.		9- 5	90	1- 1	29	5	48	48	6	6							

TOTALS		RPI 1-25	RPI 26-50		W-L RECORDS		RPI 51-100	RPI 101-999	RPI 201+								
27- 8	2- 4	6- 3		OVERALL		5- 1	14- 0	6- 0									
16- 3	2- 1	3- 1		HOME		3- 1	8- 0	4- 0									
8- 4	0- 3	1- 1		AWAY		2- 0	5- 0	2- 0									
3- 1	0- 0	2- 1		NEUTRAL		0- 0	1- 0	0- 0									
9- 5	0- 3	3- 2		NON-CONFERENCE		1- 0	5- 0	2- 0									
5- 2	0- 1	1- 1		HOME		1- 0	3- 0	2- 0									
1- 2	0- 2	0- 0		AWAY		0- 0	1- 0	0- 0									
3- 1	0- 0	2- 1		NEUTRAL		0- 0	1- 0	0- 0									
18- 3	2- 1	3- 1		CONFERENCE		4- 1	9- 0	4- 0									
11- 1	2- 0	2- 0		HOME		2- 1	5- 0	2- 0									
7- 2	0- 1	1- 1		AWAY		2- 0	4- 0	2- 0									
0- 0	0- 0	0- 0		NEUTRAL		0- 0	0- 0	0- 0									

RPI 1-25		Team's RPI: 22		RPI 26-50				RPI 51-100				RPI 101+					
RPI	S	Opponent		Score		RPI	S	Opponent		Score		RPI	S	Opponent		Score	
1	A	Notre Dame		82	91	26	A	Villanova		58	84	71	A	St. John's (NY)		67	54
2	H	UConn		69	103	26	H	Villanova		71	66	71	H	St. John's (NY)		76	67
17	A	Texas A&M		79	80	37	N	Gonzaga		88	71	91	H	IUPUI		85	71
21	A	Marquette		81	93	38	H	Northern Colo.		88	94	98	A	Georgetown		78	62
21	H	Marquette		98	63	39	H	Oklahoma		111	108	98	H	Georgetown		85	53
21	H	Marquette		95	83	39	N	Oklahoma		90	79	98	H	Georgetown		85	86
						43	A	Creighton		82	54						
						43	H	Creighton		77	67						
						45	N	FGCU		84	89						

LAST 12 Division I GAMES:																	
17	A	Texas A&M		79	80	71	A	St. John's (NY)		67	54						
39	N	Oklahoma		90	79	26	H	Villanova		71	66						
21	H	Marquette		98	63	98	H	Georgetown		85	86						
98	H	Georgetown		85	53	224	A	Xavier		73	72						
132	H	Seton Hall		78	52	125	A	Butler		86	68						
132	A	Seton Hall		72	68	218	H	Providence		81	47						

Non-Div I Games:

DePaul

Delaware		Average RPI Win: 217	WON-LOST RECORD	WINNING PCT. RANK	LAST 10 GAMES	STRENGTH OF SCHEDULE	OPP. STRENGTH OF SCHEDULE	TEAM RPI	ADJ. RPI	CONF. RPI	ADJ CONF. RPI
Average RPI Loss: 107											
DIV. I ONLY	19- 13	110	5- 5	166	150	119	119	10	10		
DIV. I NON-CONF.	7- 5	122	0- 1	264	218	155	155	11	11		

TOTALS	RPI 1-25	RPI 26-50	W-L RECORDS	RPI 51-100	RPI 101-999	RPI 201+					
19- 13	0- 1	1- 2	OVERALL	1- 6	17- 4	12- 2					
9- 4	0- 0	1- 0	HOME	1- 2	7- 2	6- 1					
8- 8	0- 1	0- 2	AWAY	0- 4	8- 1	5- 0					
2- 1	0- 0	0- 0	NEUTRAL	0- 0	2- 1	1- 1					
7- 5	0- 1	0- 1	NON-CONFERENCE	1- 1	6- 2	4- 2					
3- 1	0- 0	0- 0	HOME	1- 0	2- 1	2- 1					
3- 3	0- 1	0- 1	AWAY	0- 1	3- 0	1- 0					
1- 1	0- 0	0- 0	NEUTRAL	0- 0	1- 1	1- 1					
12- 8	0- 0	1- 1	CONFERENCE	0- 5	11- 2	8- 0					
6- 3	0- 0	1- 0	HOME	0- 2	5- 1	4- 0					
5- 5	0- 0	0- 1	AWAY	0- 3	5- 1	4- 0					
1- 0	0- 0	0- 0	NEUTRAL	0- 0	1- 0	0- 0					

RPI 1-25				RPI 26-50				RPI 51-100				RPI 101+ Team's RPI: 119			
RPI	S	Opponent	Score	RPI	S	Opponent	Score	RPI	S	Opponent	Score	RPI	S	Opponent	Score
20	A	Buffalo	73 87	29	A	Princeton	60 78	52	H	American	72 56	137	A	Hartford	72 63
				35	A	Elon	51 64	59	A	Drexel	53 58	152	A	Army West Point	70 59
				35	H	Elon	80 66	59	A	Drexel	53 74	155	A	Northeastern	59 73
								59	H	Drexel	53 72	155	H	Northeastern	53 64
								70	A	James Madison	56 67	155	N	Northeastern	61 50
								70	H	James Madison	53 56	157	A	William & Mary	61 52
								98	A	Georgetown	57 67	157	H	William & Mary	68 59
												235	H	Boston U.	79 85
												238	H	Loyola Maryland	71 38
												252	A	UNCW	82 49
												252	H	UNCW	80 62
												255	A	Hofstra	58 51
												255	H	Hofstra	61 41
												260	A	St. Bonaventure	53 52
												263	A	Col. of Charleston	68 59
												263	H	Col. of Charleston	79 51
												282	A	Towson	81 55
												282	H	Towson	51 49
												333	H	Delaware St.	84 49
												345	N	Eastern Ill.	66 37
												347	N	Saint Peter's	87 90

LAST 12 Division I GAMES:															
				98	A	Georgetown	57 67	157	A	William & Mary	61 52				
				59	A	Drexel	53 58	263	H	Col. of Charleston	79 51				
				155	N	Northeastern	61 50	70	H	James Madison	53 56				
				282	A	Towson	81 55	255	H	Hofstra	61 41				
				59	H	Drexel	53 72	157	H	William & Mary	68 59				
				70	A	James Madison	56 67	155	A	Northeastern	59 73				

Non-Div I Games:

Delaware

Average RPI Win:	311	WON-LOST	WINNING	LAST 10	STRENGTH OF	OPP. STRENGTH	TEAM	ADJ.	CONF.	ADJ CONF.
Average RPI Loss:	195	RECORD	PCT. RANK	GAMES	SCHEDULE	OF SCHEDULE	RPI	RPI	RPI	RPI
DIV. I ONLY	6- 24	322	3- 7	296	300	333	333	30	30	
DIV. I NON-CONF.	1- 12	335	0- 0	191	132	321	321	30	30	

TOTALS	RPI 1-25	RPI 26-50	W-L RECORDS	RPI 51-100	RPI 101-999	RPI 201+				
6- 24	0- 1	0- 1	OVERALL	0- 1	6- 21	6- 11				
5- 7	0- 0	0- 0	HOME	0- 1	5- 6	5- 3				
1- 14	0- 0	0- 0	AWAY	0- 0	1- 6	1- 3				
0- 3	0- 0	0- 0	NEUTRAL	0- 0	0- 3	0- 2				
1- 12	0- 1	0- 1	NON-CONFERENCE	0- 1	1- 9	1- 3				
1- 3	0- 0	0- 0	HOME	0- 1	1- 2	1- 1				
0- 7	0- 1	0- 1	AWAY	0- 0	0- 5	0- 1				
0- 2	0- 0	0- 0	NEUTRAL	0- 0	0- 2	0- 1				
5- 12	0- 0	0- 0	CONFERENCE	0- 0	5- 12	5- 8				
4- 4	0- 0	0- 0	HOME	0- 0	4- 4	4- 2				
1- 7	0- 0	0- 0	AWAY	0- 0	1- 7	1- 5				
0- 1	0- 0	0- 0	NEUTRAL	0- 0	0- 1	0- 1				

RPI 1-25				RPI 26-50				RPI 51-100				RPI 101+				Team's RPI: 333
RPI	S	Opponent	Score	RPI	S	Opponent	Score	RPI	S	Opponent	Score	RPI	S	Opponent	Score	
22	A	DePaul	71 110	34	A	Michigan	36 105	59	H	Drexel	52 73	119	A	Delaware	49 84	
												123	H	Robert Morris	42 65	
												134	H	Bethune-Cookman	60 68	
												145	A	N. C. A&T	55 75	
												145	H	N. C. A&T	48 66	
												156	A	Hampton	62 66	
												167	N	Ole Miss	58 110	
												180	A	Florida	51 85	
												182	A	Kansas	49 81	
												192	A	Temple	72 96	
												208	N	Stetson	43 58	
												219	A	Norfolk St.	50 72	
												241	A	Fla. Atlantic	67 90	
												246	H	La Salle	48 71	
												267	A	UMES	56 76	
												267	N	UMES	60 77	
												268	A	Howard	70 78	
												272	A	Morgan St.	62 54	
												272	H	Morgan St.	60 56	
												316	H	South Carolina St.	58 44	
												321	A	N. C. Central	60 76	
												321	H	N. C. Central	67 74	
												322	H	Coppin St.	70 66	
												335	A	Florida A&M	54 59	
												335	H	Florida A&M	65 73	
												340	H	Savannah St.	93 79	
												344	H	Longwood	60 56	
LAST 12 Division I GAMES:																
				267	N	UMES	60 77	219	A	Norfolk St.	50 72					
				272	H	Morgan St.	60 56	145	A	N. C. A&T	55 75					
				267	A	UMES	56 76	321	A	N. C. Central	60 76					
				268	A	Howard	70 78	340	H	Savannah St.	93 79					
				322	H	Coppin St.	70 66	272	A	Morgan St.	62 54					
				335	H	Florida A&M	65 73	134	H	Bethune-Cookman	60 68					

Non-Div I Games:

Delaware St.

■ Loss,
 ■ Non-Conf,
 ■ S Site,
 ■ Home
 ■ Away
 N Neutral

Average RPI Win:	282	WON-LOST	WINNING	LAST 10	STRENGTH OF	OPP. STRENGTH	TEAM	ADJ.	CONF.	ADJ CONF.
Average RPI Loss:	85	RECORD	PCT. RANK	GAMES	SCHEDULE	OF SCHEDULE	RPI	RPI	RPI	RPI
DIV. I ONLY	15- 14	163	4- 6	224	185	184	184	12	12	
DIV. I NON-CONF.	8- 6	138	0- 0	287	242	189	189	16	16	

TOTALS	RPI 1-25	RPI 26-50	W-L RECORDS	RPI 51-100	RPI 101-999	RPI 201+				
15- 14	0- 0	0- 3	OVERALL	0- 6	15- 5	13- 0				
6- 6	0- 0	0- 2	HOME	0- 2	6- 2	5- 0				
8- 5	0- 0	0- 1	AWAY	0- 2	8- 2	8- 0				
1- 3	0- 0	0- 0	NEUTRAL	0- 2	1- 1	0- 0				
8- 6	0- 0	0- 1	NON-CONFERENCE	0- 4	8- 1	7- 0				
2- 3	0- 0	0- 1	HOME	0- 1	2- 1	2- 0				
5- 1	0- 0	0- 0	AWAY	0- 1	5- 0	5- 0				
1- 2	0- 0	0- 0	NEUTRAL	0- 2	1- 0	0- 0				
7- 8	0- 0	0- 2	CONFERENCE	0- 2	7- 4	6- 0				
4- 3	0- 0	0- 1	HOME	0- 1	4- 1	3- 0				
3- 4	0- 0	0- 1	AWAY	0- 1	3- 2	3- 0				
0- 1	0- 0	0- 0	NEUTRAL	0- 0	0- 1	0- 0				

RPI 1-25				RPI 26-50				RPI 51-100				RPI 101+ Team's RPI: 184			
RPI	S	Opponent	Score	RPI	S	Opponent	Score	RPI	S	Opponent	Score	RPI	S	Opponent	Score
32	A	South Dakota St.	59 95	52	A	American	53 66	104	A	Western Ill.	93 118				
32	H	South Dakota St.	58 69	63	A	South Dakota	51 79	104	H	Western Ill.	61 77				
38	H	Northern Colo.	63 71	63	H	South Dakota	60 82	108	H	Colorado St.	56 61				
				77	H	Wyoming	51 61	174	A	Oral Roberts	60 90				
				81	N	Liberty	69 82	174	H	Oral Roberts	70 54				
				83	N	Miami (OH)	52 69	174	N	Oral Roberts	71 76				
								200	N	Eastern Mich.	60 54				
								239	A	Omaha	85 74				
								239	H	Omaha	81 60				
								283	A	UMKC	77 68				
								286	A	North Dakota St.	78 73				
								286	H	North Dakota St.	98 79				
								288	A	Air Force	75 54				
								305	H	Northern Ariz.	80 73				
								311	A	Utah St.	74 72				
								320	A	Cal St. Fullerton	83 58				
								323	A	UMBC	70 48				
								324	H	Utah Valley	72 53				
								326	A	Fort Wayne	73 55				
								326	H	Fort Wayne	86 65				
LAST 12 Division I GAMES:															
174	N	Oral Roberts	71 76	326	H	Fort Wayne	86 65								
104	H	Western Ill.	61 77	63	H	South Dakota	60 82								
239	H	Omaha	81 60	104	A	Western Ill.	93 118								
174	H	Oral Roberts	70 54	174	A	Oral Roberts	60 90								
286	A	North Dakota St.	78 73	239	A	Omaha	85 74								
32	A	South Dakota St.	59 95	286	H	North Dakota St.	98 79								

Non-Div I Games: Chadron St. 99 55

Denver

Average RPI Win:	332	WON-LOST	WINNING	LAST 10	STRENGTH OF	OPP. STRENGTH	TEAM	ADJ.	CONF.	ADJ CONF.
Average RPI Loss:	140	RECORD	PCT. RANK	GAMES	SCHEDULE	OF SCHEDULE	RPI	RPI	RPI	RPI
DIV. I ONLY	2- 28	345	1- 9	190	117	327	327	13	13	
DIV. I NON-CONF.	0- 11	337	0- 0	257	38	340	340	17	17	

TOTALS	RPI 1-25	RPI 26-50	W-L RECORDS	RPI 51-100	RPI 101-999	RPI 201+				
2- 28	0- 0	0- 3	OVERALL	0- 7	2- 18	2- 5				
1- 13	0- 0	0- 2	HOME	0- 4	1- 7	1- 2				
1- 12	0- 0	0- 1	AWAY	0- 3	1- 8	1- 2				
0- 3	0- 0	0- 0	NEUTRAL	0- 0	0- 3	0- 1				
0- 11	0- 0	0- 1	NON-CONFERENCE	0- 3	0- 7	0- 2				
0- 5	0- 0	0- 1	HOME	0- 2	0- 2	0- 1				
0- 4	0- 0	0- 0	AWAY	0- 1	0- 3	0- 1				
0- 2	0- 0	0- 0	NEUTRAL	0- 0	0- 2	0- 0				
2- 17	0- 0	0- 2	CONFERENCE	0- 4	2- 11	2- 3				
1- 8	0- 0	0- 1	HOME	0- 2	1- 5	1- 1				
1- 8	0- 0	0- 1	AWAY	0- 2	1- 5	1- 1				
0- 1	0- 0	0- 0	NEUTRAL	0- 0	0- 1	0- 1				

RPI	S	Opponent	Score	RPI	S	Opponent	Score	RPI	S	Opponent	Score	RPI	S	Opponent	Score
28	A	Green Bay	45 88	28	H	Green Bay	27 85	64	H	Michigan St.	60 97	101	A	Western Mi ch.	62 74
34	H	Michigan	50 86					83	A	Miami (OH)	64 91	122	A	Milwaukee	45 90
								84	H	Toledo	64 81	122	H	Milwaukee	61 70
								91	A	IUPUI	62 90	128	A	Cleveland St.	50 75
								91	H	IUPUI	59 91	128	H	Cleveland St.	76 90
								92	A	Wright St.	55 85	149	A	Kent St.	74 82
								92	H	Wright St.	60 88	154	A	Youngstown St.	59 76
												154	H	Youngstown St.	52 72
												163	N	Clemson	44 72
												194	A	Oakland	50 83
												194	H	Oakland	74 85
												200	H	Eastern Mi ch.	76 78
												201	N	North Texas	57 63
												213	H	Bowling Green	81 85
												233	A	Illinois	65 73
												256	A	Northern Ky.	60 64
												256	H	Northern Ky.	67 78
												256	N	Northern Ky.	61 76
												332	A	Ill. -Chicago	61 58
												332	H	Ill. -Chicago	73 60
LAST 12 Division I GAMES:															
256	N	Northern Ky.	61 76	256	A	Northern Ky.	60 64								
28	A	Green Bay	45 88	92	A	Wright St.	55 85								
122	A	Milwaukee	45 90	154	H	Youngstown St.	52 72								
194	H	Oakland	74 85	128	H	Cleveland St.	76 90								
91	H	IUPUI	59 91	194	A	Oakland	50 83								
332	H	Ill. -Chicago	73 60	122	H	Milwaukee	61 70								

Non-Div I Games:

Detroit Mercy

Average RPI Win: 220

Average RPI Loss: 47

WON-LOST
RECORDWINNING
PCT. RANKLAST 10
GAMESSTRENGTH OF
SCHEDULEOPP. STRENGTH
OF SCHEDULETEAM
RPIADJ.
RPICONF.
RPIADJ CONF.
RPIDIV. I ONLY
DIV. I NON-CONF.25- 8
4- 836
2379- 1
0- 1123
19188
2269
13069
13024
2124
21

TOTALS

RPI 1-25

RPI 26-50

W-L RECORDS

RPI 51-100

RPI 101-999

RPI 201+

25- 8

0- 3

0- 2

OVERALL

3- 2

22- 1

14- 0

12- 3

0- 0

0- 2

HOME

2- 1

10- 0

6- 0

9- 4

0- 3

0- 0

AWAY

1- 1

8- 0

6- 0

4- 1

0- 0

0- 0

NEUTRAL

0- 0

4- 1

2- 0

4- 8

0- 3

0- 2

NON-CONFERENCE

1- 2

3- 1

1- 0

3- 3

0- 0

0- 2

HOME

1- 1

2- 0

0- 0

0- 4

0- 3

0- 0

AWAY

0- 1

0- 0

0- 0

1- 1

0- 0

0- 0

NEUTRAL

0- 0

1- 1

1- 0

21- 0

0- 0

0- 0

CONFERENCE

2- 0

19- 0

13- 0

9- 0

0- 0

0- 0

HOME

1- 0

8- 0

6- 0

9- 0

0- 0

0- 0

AWAY

1- 0

8- 0

6- 0

3- 0

0- 0

0- 0

NEUTRAL

0- 0

3- 0

1- 0

RPI 1-25

RPI 26-50

RPI 51-100

Team's RPI: 69

RPI 101+

RPI	S	Opponent	Score
6	A	Oregon	77 110
17	A	Texas A&M	76 89
24	A	Iowa	66 79

RPI	S	Opponent	Score
32	H	South Dakota St.	78 85
43	H	Creighton	100 108

RPI	S	Opponent	Score
68	H	Nebraska	84 89
77	A	Wyoming	61 75
81	H	Liberty	96 68
97	A	Missouri St.	80 68
97	H	Missouri St.	84 65

RPI	S	Opponent	Score
106	N	George Mason	75 87
107	H	Iowa St.	83 80
122	H	Millwaukee	77 73
135	A	UNI	72 67
135	H	UNI	81 64
135	N	UNI	75 63
171	A	Southern Ill.	75 64
171	H	Southern Ill.	84 73
171	N	Southern Ill.	68 59
245	A	Illinois St.	65 58
245	H	Illinois St.	80 64
265	A	Indiana St.	84 51
265	H	Indiana St.	85 64
270	A	Bradley	84 75
270	H	Bradley	77 71
291	A	Valparaiso	85 53
291	H	Valparaiso	86 50
291	N	Valparaiso	89 40
309	A	Loyola Chicago	97 53
309	H	Loyola Chicago	72 46
341	N	Mississippi Val.	96 60
349	A	Evansville	101 50
349	H	Evansville	107 66

LAST 12 Division I GAMES:

17	A	Texas A&M	76 89	245	H	Illinois St.	80 64
135	N	UNI	75 63	270	H	Bradley	77 71
171	N	Southern Ill.	68 59	135	A	UNI	72 67
291	N	Valparaiso	89 40	265	A	Indiana St.	84 51
291	A	Valparaiso	85 53	349	A	Evansville	101 50
309	A	Loyola Chicago	97 53	97	H	Missouri St.	84 65

Non-Div I Games: Iowa Wesleyan 102 25

Drake

Loss,
 Non-Conf, S Site,
 H Home
A Away
 N Neutral

Average RPI Win: **194**
 Average RPI Loss: **58**

WON-LOST
RECORD

WINNING
PCT. RANK

LAST 10
GAMES

STRENGTH OF
SCHEDULE

OPP. STRENGTH
OF SCHEDULE

TEAM
RPI

ADJ.
RPI

CONF.
RPI

ADJ CONF.
RPI

DIV. I ONLY	27- 8	28	8- 2	112	132	59	59	10	10
DIV. I NON-CONF.	9- 5	90	1- 1	145	126	92	92	11	11
<hr/>									
TOTALS	RPI 1-25	RPI 26-50	W-L RECORDS	RPI 51-100	RPI 101-999	RPI 201+			
27- 8	0- 0	1- 4	OVERALL	2- 4	24- 0	14- 0			
16- 2	0- 0	1- 1	HOME	2- 1	13- 0	8- 0			
10- 4	0- 0	0- 2	AWAY	0- 2	10- 0	6- 0			
1- 2	0- 0	0- 1	NEUTRAL	0- 1	1- 0	0- 0			
9- 5	0- 0	0- 2	NON-CONFERENCE	1- 3	8- 0	5- 0			
5- 1	0- 0	0- 0	HOME	1- 1	4- 0	3- 0			
3- 2	0- 0	0- 1	AWAY	0- 1	3- 0	2- 0			
1- 2	0- 0	0- 1	NEUTRAL	0- 1	1- 0	0- 0			
18- 3	0- 0	1- 2	CONFERENCE	1- 1	16- 0	9- 0			
11- 1	0- 0	1- 1	HOME	1- 0	9- 0	5- 0			
7- 2	0- 0	0- 1	AWAY	0- 1	7- 0	4- 0			
0- 0	0- 0	0- 0	NEUTRAL	0- 0	0- 0	0- 0			

RPI S Opponent	Score	RPI S Opponent	Score	RPI S Opponent	Score	RPI S Opponent	Score
35 A El on	58 70	35 H El on	45 57	60 N West Virginia	42 75	119 A Delaware	72 53
35 H El on	58 56	35 H El on	62 72	70 A James Madison	48 56	119 H Delaware	74 53
41 A Syracuse	62 72	41 H Syracuse	62 72	70 H James Madison	73 71	119 H Delaware	58 53
47 N Virginia Tech	67 79	47 N Virginia Tech	67 79	75 H Fordham	60 63	123 H Robert Morris	57 44
				94 H Bucknell	63 54	125 N Butler	76 62
				100 A Penn St.	70 84	131 A Saint Joseph's	65 58
						155 A Northeastern	69 58
						155 H Northeastern	58 50
						157 A William & Mary	65 58
						157 H William & Mary	54 34
						230 A Niagara	66 65
						237 H Lafayette	52 37
						246 H La Salle	79 54
						252 A UNCW	58 40
						252 H UNCW	71 41
						252 H UNCW	68 42
						255 A Hofstra	58 47
						255 H Hofstra	47 38
						263 A Col. of Charleston	80 53
						263 H Col. of Charleston	71 57
						266 H Cornell	61 39
						282 A Towson	62 54
						282 H Towson	78 53
						333 A Delaware St.	73 52
<hr/>							
LAST 12 Division I GAMES:							
75 H Fordham	60 63	119 A Delaware	72 53	282 A Towson	62 54		
123 H Robert Morris	57 44	70 H James Madison	73 71	157 H William & Mary	54 34		
35 H El on	45 57	252 A UNCW	58 40	35 A El on	58 70		
119 H Delaware	58 53						
252 H UNCW	71 41						
263 H Col. of Charleston	71 57						

D
r
e
x
e
lD
r
e
x
e
l

Non-Div I Games:

Drexel

Average RPI Win:	123	WON-LOST	WINNING	LAST 10	STRENGTH OF	OPP. STRENGTH	TEAM	ADJ.	CONF.	ADJ CONF.
Average RPI Loss:	30	RECORD	PCT. RANK	GAMES	SCHEDULE	OF SCHEDULE	RPI	RPI	RPI	RPI
DIV. I ONLY	24- 9	47	5- 3	14	21	14	14	1	1	
DIV. I NON-CONF.	13- 3	26	2- 1	18	60	8	8	1	1	

TOTALS	RPI 1-25	RPI 26-50	W-L RECORDS	RPI 51-100	RPI 101-999	RPI 201+				
24- 9	4- 5	3- 2	OVERALL	5- 1	12- 1	6- 0				
16- 1	3- 1	2- 0	HOME	4- 0	7- 0	4- 0				
7- 6	1- 2	1- 2	AWAY	0- 1	5- 1	2- 0				
1- 2	0- 2	0- 0	NEUTRAL	1- 0	0- 0	0- 0				
13- 3	2- 2	1- 1	NON-CONFERENCE	4- 0	6- 0	5- 0				
9- 0	1- 0	1- 0	HOME	3- 0	4- 0	3- 0				
3- 2	1- 1	0- 1	AWAY	0- 0	2- 0	2- 0				
1- 1	0- 1	0- 0	NEUTRAL	1- 0	0- 0	0- 0				
11- 6	2- 3	2- 1	CONFERENCE	1- 1	6- 1	1- 0				
7- 1	2- 1	1- 0	HOME	1- 0	3- 0	1- 0				
4- 4	0- 1	1- 1	AWAY	0- 1	3- 1	0- 0				
0- 1	0- 1	0- 0	NEUTRAL	0- 0	0- 0	0- 0				

RPI	S	Opponent	Score	RPI	S	Opponent	Score	RPI	S	Opponent	Score	RPI	S	Opponent	Score
1	H	Notre Dame	54 72	26	A	Villanova	55 64	56	A	Miami (FL)	48 51	111	A	Wake Forest	80 67
2	N	UConn	59 72	27	H	Oregon St.	72 65	65	H	Georgia Tech	77 59	111	H	Wake Forest	59 51
3	A	Louisville	60 66	30	H	Virginia	55 48	67	N	Belmont	72 58	114	A	North Carolina	86 92
7	H	Ohio St.	69 60	41	A	Syracuse	65 68	73	H	Maine	69 39	114	H	North Carolina	70 54
9	H	Florida St.	79 66	47	A	Virginia Tech	86 75	77	H	Wyoming	63 40	163	A	Clemson	60 35
10	A	South Carolina	52 72					81	H	Liberty	68 51	185	A	Pittsburgh	58 46
16	H	NC State	69 56									187	H	High Point	77 50
16	N	NC State	45 51									209	H	Boston College	75 50
25	A	Georgia	66 40									223	H	UNCG	85 54

LAST 12 Division I GAMES:															
2	N	UConn	59 72	41	A	Syracuse	65 68	163	A	Clemson	60 35	111	H	Wake Forest	59 51
25	A	Georgia	66 40	163	A	Clemson	60 35	111	H	Wake Forest	59 51	223	H	UNCG	85 54
67	N	Belmont	72 58	111	H	Wake Forest	59 51	1	H	Notre Dame	54 72	248	H	Presbyterian	79 45
16	N	NC State	45 51	1	H	Notre Dame	54 72	65	H	Georgia Tech	77 59	251	A	Grand Canyon	74 61
114	H	North Carolina	70 54	65	H	Georgia Tech	77 59	185	A	Pittsburgh	58 46	279	A	Old Dominion	84 51
9	H	Florida St.	79 66	185	A	Pittsburgh	58 46					343	H	Winthrop	101 30

Non-Div I Games:

Duke

D
u
q
u
e
s
n
e

Duquesne				Through Games Of April 1, 2018							
Average RPI	Win:	188	WON-LOST	WINNING	LAST 10	STRENGTH OF	OPP. STRENGTH	TEAM	ADJ.	CONF.	ADJ CONF.
Average RPI	Loss:	92	RECORD	PCT. RANK	GAMES	SCHEDULE	OF SCHEDULE	RPI	RPI	RPI	RPI
DIV. I ONLY		25- 8	36	6- 4	191	96	72	72	11	11	
DIV. I NON-CONF.		12- 4	51	2- 1	154	44	52	52	10	10	

TOTALS	RPI 1-25		RPI 26-50		W-L RECORDS	RPI 51-100		RPI 101-999		RPI 201+	
25- 8	1- 1		1- 1		OVERALL	5- 2		18- 4		12- 0	
12- 2	1- 0		0- 0		HOME	2- 1		9- 1		8- 0	
12- 4	0- 0		1- 1		AWAY	3- 1		8- 2		4- 0	
1- 2	0- 1		0- 0		NEUTRAL	0- 0		1- 1		0- 0	
12- 4	1- 1		1- 0		NON-CONFERENCE	4- 1		6- 2		4- 0	
6- 0	1- 0		0- 0		HOME	2- 0		3- 0		3- 0	
5- 3	0- 0		1- 0		AWAY	2- 1		2- 2		1- 0	
1- 1	0- 1		0- 0		NEUTRAL	0- 0		1- 0		0- 0	
13- 4	0- 0		0- 1		CONFERENCE	1- 1		12- 2		8- 0	
6- 2	0- 0		0- 0		HOME	0- 1		6- 1		5- 0	
7- 1	0- 0		0- 1		AWAY	1- 0		6- 0		3- 0	
0- 1	0- 0		0- 0		NEUTRAL	0- 0		0- 1		0- 0	

RPI 1-25				RPI 26-50				RPI 51-100				Team's RPI: 72		RPI 101+			
RPI	S	Opponent	Score	RPI	S	Opponent	Score	RPI	S	Opponent	Score		RPI	S	Opponent	Score	
2	N	UConn	52 104	30	A	Virginia	74 63	71	A	St. John's (NY)	52 65		106	H	George Mason	71 64	
15	H	Central Mich.	64 61	44	A	Dayton	70 79	75	H	Fordham	43 51		115	A	ETSU	77 81	
								78	A	George Washington	54 53		127	A	Saint Louis	76 66	
								83	A	Miami (OH)	69 56		127	N	Saint Louis	65 71	
								84	H	Toledo	73 54		131	A	Saint Joseph's	61 42	
								93	H	Saint Francis (PA)	87 68		131	H	Saint Joseph's	50 69	
								98	A	Georgetown	69 66		145	N	N.C. A&T	73 60	
												173	A	Charlotte	72 75		
												185	A	Pittsburgh	66 53		
												188	A	Davison	79 54		
												204	A	Richmond	78 70		
												229	H	Akron	66 60		
												246	H	La Salle	78 50		
												260	A	St. Bonaventure	76 73		
												260	H	St. Bonaventure	73 59		
												277	H	Massachusetts	60 57		
												281	A	VCU	70 51		
												281	H	VCU	80 71		
												287	H	Central Conn. St.	83 58		
												334	H	Rhode Island	80 71		
												342	H	Iona	80 59		
												343	A	Winthrop	81 54		
LAST 12 Division I GAMES:																	
71	A	St. John's (NY)	52 65	334	H	Rhode Island	80 71	127	A	Saint Louis	76 66	131	H	Saint Joseph's	50 69		
98	A	Georgetown	69 66	281	H	VCU	80 71	204	A	Richmond	78 70	44	A	Dayton	70 79		
83	A	Miami (OH)	69 56	75	H	Fordham	43 51										
127	N	Saint Louis	65 71														
260	A	St. Bonaventure	76 73														
75	H	Fordham	43 51														

Non-Div I Games:

Duquesne

D
u
q
u
e
s
n
e

Average RPI Win:	225	WON-LOST	WINNING	LAST 10	STRENGTH OF	OPP. STRENGTH	TEAM	ADJ.	CONF.	ADJ CONF.
Average RPI Loss:	85	RECORD	PCT. RANK	GAMES	SCHEDULE	OF SCHEDULE	RPI	RPI	RPI	RPI
DIV. I ONLY	19- 13	110	7- 3	165	101	115	115	17	17	
DIV. I NON-CONF.	6- 9	212	0- 1	175	29	178	178	15	15	

TOTALS	RPI 1-25	RPI 26-50	W-L RECORDS	RPI 51-100	RPI 101-999	RPI 201+				
19- 13	0- 3	0- 0	OVERALL	1- 6	18- 4	11- 2				
9- 3	0- 0	0- 0	HOME	1- 2	8- 1	4- 1				
8- 6	0- 2	0- 0	AWAY	0- 3	8- 1	5- 1				
2- 4	0- 1	0- 0	NEUTRAL	0- 1	2- 2	2- 0				
6- 9	0- 3	0- 0	NON-CONFERENCE	1- 3	5- 3	4- 1				
3- 2	0- 0	0- 0	HOME	1- 1	2- 1	1- 1				
3- 4	0- 2	0- 0	AWAY	0- 2	3- 0	3- 0				
0- 3	0- 1	0- 0	NEUTRAL	0- 0	0- 2	0- 0				
13- 4	0- 0	0- 0	CONFERENCE	0- 3	13- 1	7- 1				
6- 1	0- 0	0- 0	HOME	0- 1	6- 0	3- 0				
5- 2	0- 0	0- 0	AWAY	0- 1	5- 1	2- 1				
2- 1	0- 0	0- 0	NEUTRAL	0- 1	2- 0	2- 0				

RPI 1-25				RPI 26-50				RPI 51-100				RPI 101+ Team's RPI: 115			
RPI	S	Opponent	Score	RPI	S	Opponent	Score	RPI	S	Opponent	Score	RPI	S	Opponent	Score
1	N	Notre Dame	46 77					54	A	Mercer	48 63	101	N	Western Mi ch.	79 87
12	A	Tennessee	49 87					54	H	Mercer	65 85	110	A	Chattanooga	61 55
16	A	NC State	58 70					54	N	Mercer	53 68	110	H	Chattanooga	65 58
								64	H	Michigan St.	74 83	116	N	Washington St.	76 80
								70	A	James Madi son	52 60	117	H	Ci nci nnati	87 77
								72	H	Duquesne	81 77	164	A	Samford	64 52
								80	A	Houston	69 88	164	H	Samford	76 48
												183	A	Furman	69 57
												183	H	Furman	56 46
												223	A	UNCG	61 65
												223	H	UNCG	60 52
												223	N	UNCG	54 52
												256	H	Northern Ky.	45 57
												262	A	Appal achi an St.	70 57
												294	A	Murray St.	96 68
												302	A	Wofford	61 58
												302	H	Wofford	82 53
												302	N	Wofford	78 64
												306	A	Western Caro.	76 46
												306	H	Western Caro.	66 50
												313	H	Tennessee Tech	74 55
												343	A	Wi nthrop	74 63
LAST 12 Di vi si on I GAMES:															
				70	A	James Madi son	52 60	183	H	Furman	56 46				
				54	N	Mercer	53 68	302	H	Wofford	82 53				
				223	N	UNCG	54 52	110	A	Chattanooga	61 55				
				302	N	Wofford	78 64	306	A	Western Caro.	76 46				
				54	A	Mercer	48 63	223	A	UNCG	61 65				
				164	A	Samford	64 52	164	H	Samford	76 48				

Non-Di v I Games: North Greenville 90 67

ETSU

Average RPI Win:	222	WON-LOST	WINNING	LAST 10	STRENGTH OF	OPP. STRENGTH	TEAM	ADJ.	CONF.	ADJ CONF.
Average RPI Loss:	132	RECORD	PCT. RANK	GAMES	SCHEDULE	OF SCHEDULE	RPI	RPI	RPI	RPI
DIV. I ONLY	16- 15	167	5- 5	230	114	198	198	7	7	
DIV. I NON-CONF.	8- 5	104	0- 0	314	342	245	245	7	7	

TOTALS	RPI 1-25	RPI 26-50	W-L RECORDS	RPI 51-100	RPI 101-999	RPI 201+				
16- 15	0- 3	0- 1	OVERALL	1- 1	15- 10	11- 3				
11- 5	0- 1	0- 0	HOME	1- 0	10- 4	7- 1				
3- 7	0- 0	0- 0	AWAY	0- 1	3- 1	2- 0				
2- 3	0- 1	0- 0	NEUTRAL	0- 0	2- 2	2- 0				
8- 5	0- 0	0- 0	NON-CONFERENCE	0- 0	8- 5	7- 2				
6- 2	0- 0	0- 0	HOME	0- 0	6- 2	5- 1				
1- 1	0- 0	0- 0	AWAY	0- 0	1- 1	1- 1				
1- 2	0- 0	0- 0	NEUTRAL	0- 0	1- 2	1- 0				
8- 10	0- 3	0- 1	CONFERENCE	1- 1	7- 5	4- 1				
5- 3	0- 1	0- 0	HOME	1- 0	4- 2	2- 0				
2- 6	0- 1	0- 1	AWAY	0- 1	2- 3	1- 1				
1- 1	0- 1	0- 0	NEUTRAL	0- 0	1- 0	1- 0				

RPI	S	Opponent	Score	RPI	S	Opponent	Score	RPI	S	Opponent	Score	RPI	S	Opponent	Score	Team's RPI: 198
2	H	UConn	35 96	50	A	UCF	54 75	80	A	Houston	81 97	117	A	Cincinnati	79 70	
19	A	South Fla.	47 88					80	H	Houston	80 78	117	H	Cincinnati	54 66	
19	N	South Fla.	44 80									129	A	Tulane	58 64	
												150	H	Wichita St.	77 67	
												157	H	William & Mary	65 71	
												166	N	Jacksonville St.	73 82	
												173	H	Charlotte	58 55	
												176	N	UTEP	79 93	
												192	H	Temple	64 65	
												196	A	Memphis	36 72	
												196	H	Memphis	75 62	
												202	A	Tulsa	59 57	
												202	H	Tulsa	73 67	
												204	H	Richmond	64 65	
												215	A	SMU	51 65	
												215	H	SMU	76 47	
												215	N	SMU	85 74	
												219	H	Norfolk St.	51 46	
												252	A	UNCW	62 66	
												254	N	Rider	66 63	
												267	H	UMES	64 54	
												300	A	Kennesaw St.	66 56	
												303	H	USC Upstate	66 53	
												321	H	N.C. Central	73 61	
												340	H	Savannah St.	103 37	
LAST 12 Division I GAMES:																
19	N	South Fla.	44 80	196	H	Memphis	75 62									
215	N	SMU	85 74	19	A	South Fla.	47 88									
50	A	UCF	54 75	215	H	SMU	76 47									
192	H	Temple	64 65	150	H	Wichita St.	77 67									
202	A	Tulsa	59 57	117	A	Cincinnati	79 70									
80	A	Houston	81 97	129	A	Tulane	58 64									

Non-Div I Games:

East Carolina

■ Loss,
 ■ Non-Conf,
 ■ S Site,
 ■ Home
 ■ A Away
 N Neutral

Average RPI Win:	283	WON-LOST	WINNING	LAST 10	STRENGTH OF	OPP. STRENGTH	TEAM	ADJ.	CONF.	ADJ CONF.
Average RPI Loss:	206	RECORD	PCT. RANK	GAMES	SCHEDULE	OF SCHEDULE	RPI	RPI	RPI	RPI
DIV. I ONLY	3- 26	337	1- 9	300	295	345	345	25	25	
DIV. I NON-CONF.	1- 10	327	0- 0	303	309	346	346	27	27	

TOTALS	RPI 1-25	RPI 26-50	W-L RECORDS	RPI 51-100	RPI 101-999	RPI 201+				
3- 26	0- 0	0- 0	OVERALL	0- 3	3- 23	2- 12				
3- 11	0- 0	0- 0	HOME	0- 1	3- 10	2- 6				
0- 14	0- 0	0- 0	AWAY	0- 2	0- 12	0- 6				
0- 1	0- 0	0- 0	NEUTRAL	0- 0	0- 1	0- 0				
1- 10	0- 0	0- 0	NON-CONFERENCE	0- 1	1- 9	1- 3				
1- 4	0- 0	0- 0	HOME	0- 0	1- 4	1- 2				
0- 5	0- 0	0- 0	AWAY	0- 1	0- 4	0- 1				
0- 1	0- 0	0- 0	NEUTRAL	0- 0	0- 1	0- 0				
2- 16	0- 0	0- 0	CONFERENCE	0- 2	2- 14	1- 9				
2- 7	0- 0	0- 0	HOME	0- 1	2- 6	1- 4				
0- 9	0- 0	0- 0	AWAY	0- 1	0- 8	0- 5				
0- 0	0- 0	0- 0	NEUTRAL	0- 0	0- 0	0- 0				

RPI 1-25				RPI 26-50				RPI 51-100				RPI 101+ Team's RPI: 345					
RPI	S	Opponent	Score	RPI	S	Opponent	Score	RPI	S	Opponent	Score	RPI	S	Opponent	Score		
								67	A	Belmont	37	59	119	N	Delaware	37	66
								67	H	Belmont	58	86	128	A	Cleveland St.	69	77
								92	A	Wright St.	46	81	131	A	Saint Joseph's	62	80
												148	H	Northern Ill.	64	93	
												158	A	UT Martin	57	85	
												158	H	UT Martin	44	72	
												166	H	Jacksonville St.	50	59	
												169	A	SIUE	52	62	
												169	H	SIUE	76	72	
												177	A	Northwestern	40	74	
												193	A	Morehead St.	81	89	
												201	H	North Texas	61	63	
												228	A	Southeast Mo. St.	48	51	
												228	H	Southeast Mo. St.	54	77	
												250	A	Austin Peay	59	69	
												250	H	Austin Peay	66	75	
												270	H	Bradley	52	67	
												291	H	Valparaiso	67	76	
												294	A	Murray St.	61	72	
												294	H	Murray St.	63	70	
												313	H	Tennessee Tech	57	60	
												315	A	Eastern Ky.	51	67	
												326	A	Fort Wayne	77	93	
												330	A	Tennessee St.	68	86	
												330	H	Tennessee St.	66	59	
												349	H	Evansville	79	52	
LAST 12 Division I GAMES:																	
				169	H	SIUE	76	72	313	H	Tennessee Tech	57	60				
				294	H	Murray St.	63	70	166	H	Jacksonville St.	50	59				
				158	A	UT Martin	57	85	330	A	Tennessee St.	68	86				
				228	A	Southeast Mo. St.	48	51	67	A	Belmont	37	59				
				250	H	Austin Peay	66	75	228	H	Southeast Mo. St.	54	77				
				169	A	SIUE	52	62	158	H	UT Martin	44	72				

Non-Div I Games:

Eastern III.

Average RPI Win:	266	WON-LOST	WINNING	LAST 10	STRENGTH OF	OPP. STRENGTH	TEAM	ADJ.	CONF.	ADJ CONF.
Average RPI Loss:	188	RECORD	PCT. RANK	GAMES	SCHEDULE	OF SCHEDULE	RPI	RPI	RPI	RPI
DIV. I ONLY	7- 19	287	1- 9	302	252	315	315	25	25	
DIV. I NON-CONF.	2- 6	277	0- 0	319	105	306	306	27	27	

TOTALS	RPI 1-25	RPI 26-50	W-L RECORDS	RPI 51-100	RPI 101-999	RPI 201+				
7- 19	0- 0	0- 0	OVERALL	0- 2	7- 17	5- 8				
5- 7	0- 0	0- 0	HOME	0- 1	5- 6	3- 2				
2- 12	0- 0	0- 0	AWAY	0- 1	2- 11	2- 6				
0- 0	0- 0	0- 0	NEUTRAL	0- 0	0- 0	0- 0				
2- 6	0- 0	0- 0	NON-CONFERENCE	0- 0	2- 6	2- 2				
1- 2	0- 0	0- 0	HOME	0- 0	1- 2	1- 0				
1- 4	0- 0	0- 0	AWAY	0- 0	1- 4	1- 2				
0- 0	0- 0	0- 0	NEUTRAL	0- 0	0- 0	0- 0				
5- 13	0- 0	0- 0	CONFERENCE	0- 2	5- 11	3- 6				
4- 5	0- 0	0- 0	HOME	0- 1	4- 4	2- 2				
1- 8	0- 0	0- 0	AWAY	0- 1	1- 7	1- 4				
0- 0	0- 0	0- 0	NEUTRAL	0- 0	0- 0	0- 0				

RPI 1-25				RPI 26-50				RPI 51-100				RPI 101+ Team's RPI: 315					
RPI	S	Opponent	Score	RPI	S	Opponent	Score	RPI	S	Opponent	Score	RPI	S	Opponent	Score		
								67	A	Bel mont	62	95	106	A	George Mason	41	64
								67	H	Bel mont	55	77	117	A	Cincinnati	53	64
													120	H	Ohio	57	69
													149	H	Kent St.	57	65
													158	A	UT Martin	49	77
													158	H	UT Martin	54	72
													166	A	Jacksonville St.	51	65
													166	H	Jacksonville St.	48	44
													169	H	SIUE	60	62
													193	A	Morehead St.	51	62
													193	H	Morehead St.	59	56
													213	A	Bowling Green	60	77
													223	H	UNCG	70	59
													228	A	Southeast Mo. St.	55	69
													228	H	Southeast Mo. St.	52	66
													229	A	Akron	45	62
													250	A	Austin Peay	45	59
													294	A	Murray St.	68	75
													306	A	Western Caro.	62	59
													313	A	Tennessee Tech	76	68
													313	H	Tennessee Tech	55	53
													330	A	Tennessee St.	58	69
													330	H	Tennessee St.	58	59
													345	H	Eastern Ill.	67	51
LAST 12 Division I GAMES:																	
193	A	Morehead St.	51	62	330	H	Tennessee St.	58	59								
228	H	Southeast Mo. St.	52	66	67	H	Belmont	55	77								
330	A	Tennessee St.	58	69	294	A	Murray St.	68	75								
67	A	Belmont	62	95	250	A	Austin Peay	45	59								
193	H	Morehead St.	59	56	166	H	Jacksonville St.	48	44								
158	H	UT Martin	54	72	313	H	Tennessee Tech	55	53								

Non-Div I Games: Ohio Christian 69 45

Eastern Ky.

Average RPI Win:	190	WON-LOST	WINNING	LAST 10	STRENGTH OF	OPP. STRENGTH	TEAM	ADJ.	CONF.	ADJ CONF.
Average RPI Loss:	122	RECORD	PCT. RANK	GAMES	SCHEDULE	OF SCHEDULE	RPI	RPI	RPI	RPI
DIV. I ONLY	10- 20	255	2- 8	115	107	200	200	8	8	
DIV. I NON-CONF.	3- 7	254	0- 0	330	335	307	307	8	8	

TOTALS	RPI 1-25	RPI 26-50	W-L RECORDS	RPI 51-100	RPI 101-999	RPI 201+				
10- 20	0- 4	0- 1	OVERALL	2- 4	8- 11	4- 4				
5- 6	0- 1	0- 0	HOME	1- 2	4- 3	2- 1				
5- 12	0- 2	0- 1	AWAY	1- 2	4- 7	2- 3				
0- 2	0- 1	0- 0	NEUTRAL	0- 0	0- 1	0- 0				
3- 7	0- 0	0- 1	NON-CONFERENCE	0- 0	3- 6	3- 3				
2- 0	0- 0	0- 0	HOME	0- 0	2- 0	2- 0				
1- 6	0- 0	0- 1	AWAY	0- 0	1- 5	1- 3				
0- 1	0- 0	0- 0	NEUTRAL	0- 0	0- 1	0- 0				
7- 13	0- 4	0- 0	CONFERENCE	2- 4	5- 5	1- 1				
3- 6	0- 1	0- 0	HOME	1- 2	2- 3	0- 1				
4- 6	0- 2	0- 0	AWAY	1- 2	3- 2	1- 0				
0- 1	0- 1	0- 0	NEUTRAL	0- 0	0- 0	0- 0				

RPI 1-25				RPI 26-50				RPI 51-100				RPI 101+				Team's RPI: 200
RPI	S	Opponent	Score	RPI	S	Opponent	Score	RPI	S	Opponent	Score	RPI	S	Opponent	Score	
15	A	Central Mich.	82 95	36	A	Minnesota	56 80	57	A	Ball St.	85 91	101	A	Western Mich.	66 74	
15	H	Central Mich.	72 95					57	H	Ball St.	63 88	101	H	Western Mich.	69 67	
15	N	Central Mich.	64 67					83	A	Miami (OH)	74 59	120	H	Ohio	73 58	
20	A	Buffalo	92 97					83	H	Miami (OH)	69 73	128	A	Cleveland St.	65 77	
								84	A	Toledo	69 80	140	A	Loyola Marymount	64 73	
								84	H	Toledo	70 57	148	A	Northern Ill.	84 77	
												148	A	Northern Ill.	83 76	
												148	H	Northern Ill.	75 84	
												149	A	Kent St.	69 76	
												149	H	Kent St.	60 67	
												184	N	Denver	54 60	
												213	A	Bowling Green	54 52	
												229	H	Akron	65 77	
												245	A	Illinois St.	56 65	
												260	A	St. Bonaventure	51 70	
												327	A	Detroit Mercy	78 76	
												332	A	Ill. -Chicago	70 73	
												335	H	Florida A&M	83 61	
												344	H	Longwood	73 44	

LAST 12 Division I GAMES:																
15	N	Central Mich.	64 67	15	A	Central Mich.	82 95	120	H	Ohio	73 58					
148	A	Northern Ill.	84 77	229	H	Akron	65 77	57	A	Ball St.	85 91					
57	H	Ball St.	63 88	15	H	Central Mich.	72 95	20	A	Buffalo	92 97					
101	A	Western Mich.	66 74													
148	H	Northern Ill.	75 84													
84	A	Toledo	69 80													

Non-Div I Games: Rochester College 62 29

Eastern Mich.

Average RPI Win:	232	WON-LOST	WINNING	LAST 10	STRENGTH OF	OPP. STRENGTH	TEAM	ADJ.	CONF.	ADJ CONF.
Average RPI Loss:	105	RECORD	PCT. RANK	GAMES	SCHEDULE	OF SCHEDULE	RPI	RPI	RPI	RPI
DIV. I ONLY	16- 14	149	7- 3	177	148	147	147	19	19	
DIV. I NON-CONF.	4- 7	227	0- 0	66	131	158	158	13	13	

TOTALS	RPI 1-25	RPI 26-50	W-L RECORDS	RPI 51-100	RPI 101-999	RPI 201+				
16- 14	0- 1	0- 4	OVERALL	0- 1	16- 8	10- 2				
10- 3	0- 0	0- 1	HOME	0- 0	10- 2	5- 0				
5- 9	0- 1	0- 3	AWAY	0- 0	5- 5	5- 2				
1- 2	0- 0	0- 0	NEUTRAL	0- 1	1- 1	0- 0				
4- 7	0- 1	0- 2	NON-CONFERENCE	0- 1	4- 3	2- 0				
2- 2	0- 0	0- 0	HOME	0- 0	2- 2	1- 0				
1- 4	0- 1	0- 2	AWAY	0- 0	1- 1	1- 0				
1- 1	0- 0	0- 0	NEUTRAL	0- 1	1- 0	0- 0				
12- 7	0- 0	0- 2	CONFERENCE	0- 0	12- 5	8- 2				
8- 1	0- 0	0- 1	HOME	0- 0	8- 0	4- 0				
4- 5	0- 0	0- 1	AWAY	0- 0	4- 4	4- 2				
0- 1	0- 0	0- 0	NEUTRAL	0- 0	0- 1	0- 0				

RPI 1-25				RPI 26-50				RPI 51-100				RPI 101+				Team's RPI: 147
RPI	S	Opponent	Score	RPI	S	Opponent	Score	RPI	S	Opponent	Score	RPI	S	Opponent	Score	
6	A	Oregon	40 81	37	A	Gonzaga	45 69	79	N	Saint Mary's (CA)	56 76	105	H	Boise St.	57 61	
				38	A	Northern Colo.	62 68					130	A	Portland St.	60 75	
				38	H	Northern Colo.	65 70					130	H	Portland St.	64 57	
				48	A	Purdue	40 65					130	N	Portland St.	73 82	
												133	A	Idaho	71 85	
												133	H	Idaho	71 64	
												138	H	Weber St.	77 68	
												143	H	Idaho St.	66 64	
												144	A	Fresno St.	56 81	
												146	H	Cal Poly	75 72	
												158	N	UT Martin	61 58	
												159	H	BYU	69 73	
												205	A	North Dakota	79 81	
												205	H	North Dakota	74 70	
												216	A	Montana St.	74 77	
												234	A	Montana	75 72	
												273	A	Sacramento St.	83 72	
												273	H	Sacramento St.	83 76	
												288	A	Air Force	65 63	
												305	A	Northern Ariz.	98 83	
												305	H	Northern Ariz.	82 62	
												324	H	Utah Valley	61 41	
												329	A	Southern Utah	70 49	
												329	H	Southern Utah	58 41	

LAST 12 Division I GAMES:																
				130	N	Portland St.	73 82	234	A	Montana	75 72					
				305	A	Northern Ariz.	98 83	133	A	Idaho	71 85					
				329	A	Southern Utah	70 49	130	H	Portland St.	64 57					
				143	H	Idaho St.	66 64	273	H	Sacramento St.	83 76					
				138	H	Weber St.	77 68	38	A	Northern Colo.	62 68					
				216	A	Montana St.	74 77	205	A	North Dakota	79 81					

Non-Div I Games: Multnomah 88 42

Eastern Wash.

■ Loss,
 ■ Non-Conf,
 ■ Site,
 ■ Home
 ■ Away
 N Neutral

El on

Average RPI Win: 183

Average RPI Loss: 72

WON-LOST RECORD

WINNING PCT. RANK

LAST 10 GAMES

STRENGTH OF SCHEDULE

OPP. STRENGTH OF SCHEDULE

TEAM RPI

ADJ. RPI

CONF. RPI

ADJ CONF. RPI

DIV. I ONLY	24- 8	39	9- 1	86	118	35	35	10	10
DIV. I NON-CONF.	7- 4	97	0- 1	101	68	60	60	11	11

TOTALS

RPI 1-25

RPI 26-50

W-L RECORDS

RPI 51-100

RPI 101-999

RPI 201+

24- 8	0- 3	1- 0	OVERALL	5- 2	18- 3	10- 0
12- 0	0- 0	0- 0	HOME	2- 0	10- 0	6- 0
9- 7	0- 1	1- 0	AWAY	1- 0	7- 0	4- 0
3- 1	0- 1	0- 0	NEUTRAL	2- 0	1- 0	0- 0
7- 4	0- 3	1- 0	NON-CONFERENCE	1- 0	5- 1	2- 0
3- 0	0- 0	0- 0	HOME	0- 0	3- 0	2- 0
3- 3	0- 2	1- 0	AWAY	0- 0	2- 1	0- 0
1- 1	0- 1	0- 0	NEUTRAL	1- 0	0- 0	0- 0
17- 4	0- 0	0- 0	CONFERENCE	4- 2	13- 2	8- 0
9- 0	0- 0	0- 0	HOME	2- 0	7- 0	4- 0
6- 4	0- 0	0- 0	AWAY	1- 2	5- 2	4- 0
2- 0	0- 0	0- 0	NEUTRAL	1- 0	1- 0	0- 0

RPI 1-25

RPI 26-50

Team's RPI: 35

RPI 51-100

RPI 101+

RPI	S	Opponent	Score	RPI	S	Opponent	Score	RPI	S	Opponent	Score	RPI	S	Opponent	Score
16	A	NC State	35 62	50	A	UCF	71 57	59	A	Drexel	57 45	111	A	Wake Forest	51 53
16	A	NC State	57 70					59	A	Drexel	56 58	119	A	Del aware	66 80
24	N	Iowa	61 74					59	H	Drexel	70 58	119	H	Del aware	64 51
								70	A	James Madi son	67 70	145	A	N. C. A&T	90 59
								70	H	James Madi son	50 43	155	A	Northeastern	65 46
								70	N	James Madi son	76 53	155	H	Northeastern	78 71
								86	N	Al abama	60 55	156	H	Hampton	82 59
												157	A	William & Mary	75 81
												157	H	William & Mary	82 61
												157	N	William & Mary	67 50
												188	A	Davi dson	75 58
												252	A	UNCW	58 49
												252	H	UNCW	75 67
												255	A	Hofstra	72 65
												255	H	Hofstra	80 55
												263	A	Col . of Charleston	77 55
												263	H	Col . of Charleston	97 44
												282	A	Towson	71 45
												282	H	Towson	84 61
												321	H	N. C. Central	78 50
												343	H	Winthrop	98 37

LAST 12 Division I GAMES:

16	A	NC State	35 62	255	H	Hofstra	80 55
59	A	Drexel	57 45	155	A	Northeastern	65 46
70	N	James Madi son	76 53	255	A	Hofstra	72 65
157	N	William & Mary	67 50	263	H	Col . of Charl eston	97 44
252	A	UNCW	58 49	59	H	Drexel	70 58
157	H	William & Mary	82 61	70	H	James Madi son	50 43

Non-Di v I Games: Coker 106 54

El on

Loss,

Non-Conf,S Site,

Home

Away

N Neutral

Page 80

Non-Di v I Games: Coker 106 54

El on

Average RPI Win: 294	WON-LOST RECORD	WINNING PCT. RANK	LAST 10 GAMES	STRENGTH OF SCHEDULE	OPP. STRENGTH OF SCHEDULE	TEAM RPI	ADJ. RPI	CONF. RPI	ADJ CONF. RPI
Average RPI Loss: 214									
DIV. I ONLY	1- 27	348	0- 10	321	302	349	349	24	24
DIV. I NON-CONF.	1- 8	313	0- 0	316	345	347	347	21	21

TOTALS	RPI 1-25	RPI 26-50	W-L RECORDS	RPI 51-100	RPI 101-999	RPI 201+			
1- 27	0- 0	0- 0	OVERALL	0- 6	1- 21	1- 16			
1- 10	0- 0	0- 0	HOME	0- 2	1- 8	1- 5			
0- 16	0- 0	0- 0	AWAY	0- 1	0- 4	0- 3			
0- 1	0- 0	0- 0	NEUTRAL	0- 0	0- 1	0- 1			
1- 8	0- 0	0- 0	NON-CONFERENCE	0- 2	1- 6	1- 5			
1- 1	0- 0	0- 0	HOME	0- 0	1- 1	1- 0			
0- 7	0- 0	0- 0	AWAY	0- 2	0- 5	0- 5			
0- 0	0- 0	0- 0	NEUTRAL	0- 0	0- 0	0- 0			
0- 19	0- 0	0- 0	CONFERENCE	0- 4	0- 15	0- 11			
0- 9	0- 0	0- 0	HOME	0- 2	0- 7	0- 5			
0- 9	0- 0	0- 0	AWAY	0- 2	0- 7	0- 5			
0- 1	0- 0	0- 0	NEUTRAL	0- 0	0- 1	0- 1			

RPI S Opponent	Score	RPI S Opponent	Score	RPI S Opponent	Score	RPI S Opponent	Score	Team's RPI: 349
				58 A Western Ky.	54 92	135 A UNI	41 65	
				69 A Drake	66 107	135 H UNI	60 85	
				69 H Drake	50 101	171 A Southern Ill.	41 66	
				88 A Kentucky	62 100	171 H Southern Ill.	62 74	
				97 A Missouri St.	51 97	193 H Morehead St.	75 82	
				97 H Missouri St.	65 95	228 A Southeast Mo. St.	65 74	
						245 A Illinois St.	44 70	
						245 H Illinois St.	43 67	
						250 A Austin Peay	73 82	
						265 A Indiana St.	48 56	
						265 H Indiana St.	57 66	
						270 A Bradley	47 92	
						270 H Bradley	59 117	
						270 N Bradley	49 77	
						291 A Valparaiso	59 101	
						291 H Valparaiso	54 67	
						294 H Murray St.	89 81	
						308 A Alabama A&M	56 70	
						309 A Loyola Chicago	63 82	
						309 H Loyola Chicago	47 60	
						332 A Ill. -Chicago	77 96	
						345 A Eastern Ill.	52 79	
LAST 12 Division I GAMES:								
270 N Bradley	49 77	270 A Bradley	47 92					
171 A Southern Ill.	41 66	135 H UNI	60 85					
97 A Missouri St.	51 97	69 H Drake	50 101					
291 H Valparaiso	54 67	265 H Indiana St.	57 66					
309 H Loyola Chicago	47 60	309 A Loyola Chicago	63 82					
245 A Illinois St.	44 70	291 A Valparaiso	59 101					

Non-Div I Games: Oakland City 96 59 Westminster (MO) 79 53

Average RPI Win:	203	WON-LOST	WINNING	LAST 10	STRENGTH OF	OPP. STRENGTH	TEAM	ADJ.	CONF.	ADJ CONF.
Average RPI Loss:	87	RECORD	PCT. RANK	GAMES	SCHEDULE	OF SCHEDULE	RPI	RPI	RPI	RPI
DIV. I ONLY	28- 5	11	9- 1	172	162	45	45	23	23	
DIV. I NON-CONF.	12- 4	51	1- 1	47	35	22	22	22	22	

TOTALS	RPI 1-25	RPI 26-50	W-L RECORDS	RPI 51-100	RPI 101-999	RPI 201+				
28- 5	2- 2	1- 0	OVERALL	5- 1	20- 2	18- 1				
15- 0	0- 0	1- 0	HOME	4- 0	10- 0	9- 0				
10- 3	0- 1	0- 0	AWAY	1- 0	9- 0	9- 0				
3- 2	2- 1	0- 0	NEUTRAL	0- 1	1- 0	0- 0				
12- 4	2- 2	1- 0	NON-CONFERENCE	2- 1	7- 1	5- 0				
5- 0	0- 0	1- 0	HOME	2- 0	2- 0	1- 0				
4- 2	0- 1	0- 0	AWAY	0- 0	4- 1	4- 0				
3- 2	2- 1	0- 0	NEUTRAL	0- 1	1- 0	0- 0				
16- 1	0- 0	0- 0	CONFERENCE	3- 0	13- 1	13- 1				
10- 0	0- 0	0- 0	HOME	2- 0	8- 0	8- 0				
6- 1	0- 0	0- 0	AWAY	1- 0	5- 1	5- 1				
0- 0	0- 0	0- 0	NEUTRAL	0- 0	0- 0	0- 0				

F
G
C
UF
G
C
U

RPI 1-25				RPI 26-50				RPI 51-100				RPI 101+			
RPI	S	Opponent	Score	RPI	S	Opponent	Score	RPI	S	Opponent	Score	RPI	S	Opponent	Score
7	N	Ohio St.	62 104	32	H	South Dakota St.	87 78	62	H	Harvard	65 56	110	A	Chattanooga	61 68
13	A	Stanford	70 90					67	N	Belmont	65 75	149	N	Kent St.	80 62
22	N	DePaul	89 84					88	H	Kentucky	70 64	169	H	SIUE	66 49
23	N	Missouri	80 70					96	A	Jacksonville	65 63	203	A	Siena	63 50
								96	H	Jacksonville	63 58	208	A	Stetson	74 60
								96	H	Jacksonville	68 58	208	H	Stetson	80 40
												229	A	Akron	82 63
												233	H	Illinois	85 61
												240	A	North Florida	73 75
												240	H	North Florida	67 52
												244	A	Abilene Christian	94 55
												259	A	Lipscomb	68 54
												259	H	Lipscomb	88 52
												259	H	Lipscomb	105 55
												299	A	FIU	88 52
												300	A	Kennesaw St.	78 57
												300	H	Kennesaw St.	78 51
												303	A	USC Upstate	88 44
												303	H	USC Upstate	93 60
												339	A	NJIT	89 43
												339	H	NJIT	83 62
												339	H	NJIT	90 66

LAST 12 Division I GAMES:															
13	A	Stanford	70 90	300	H	Kennesaw St.	78 51								
23	N	Missouri	80 70	259	H	Lipscomb	88 52								
96	H	Jacksonville	68 58	339	A	NJIT	89 43								
259	H	Lipscomb	105 55	303	A	USC Upstate	88 44								
339	H	NJIT	83 62	240	H	North Florida	67 52								
208	A	Stetson	74 60	96	A	Jacksonville	65 63								

Non-Div I Games: Southeastern (FL) 76 66 Ave Maria 99 35 Fla. Memorial 82 43

FGCU

Loss, Non-Conf, S Site, H Home A Away N Neutral

Average RPI Win:	239	WON-LOST	WINNING	LAST 10	STRENGTH OF	OPP. STRENGTH	TEAM	ADJ.	CONF.	ADJ CONF.
Average RPI Loss:	177	RECORD	PCT. RANK	GAMES	SCHEDULE	OF SCHEDULE	RPI	RPI	RPI	RPI
DIV. I ONLY	8- 21	281	2- 8	211	223	299	299	18	18	
DIV. I NON-CONF.	3- 10	284	0- 0	249	265	318	318	20	20	

TOTALS	RPI 1-25	RPI 26-50	W-L RECORDS	RPI 51-100	RPI 101-999	RPI 201+				
8- 21	0- 1	0- 1	OVERALL	1- 4	7- 15	6- 8				
7- 10	0- 1	0- 1	HOME	1- 1	6- 7	5- 2				
1- 11	0- 0	0- 0	AWAY	0- 3	1- 8	1- 6				
0- 0	0- 0	0- 0	NEUTRAL	0- 0	0- 0	0- 0				
3- 10	0- 1	0- 1	NON-CONFERENCE	0- 2	3- 6	3- 4				
3- 6	0- 1	0- 1	HOME	0- 0	3- 4	3- 2				
0- 4	0- 0	0- 0	AWAY	0- 2	0- 2	0- 2				
0- 0	0- 0	0- 0	NEUTRAL	0- 0	0- 0	0- 0				
5- 11	0- 0	0- 0	CONFERENCE	1- 2	4- 9	3- 4				
4- 4	0- 0	0- 0	HOME	1- 1	3- 3	2- 0				
1- 7	0- 0	0- 0	AWAY	0- 1	1- 6	1- 4				
0- 0	0- 0	0- 0	NEUTRAL	0- 0	0- 0	0- 0				

RPI 1-25				RPI 26-50				RPI 51-100				RPI 101+ Team's RPI: 299			
RPI	S	Opponent	Score	RPI	S	Opponent	Score	RPI	S	Opponent	Score	RPI	S	Opponent	Score
19	H	South Fla.	52 82	45	H	FGCU	52 88	56	A	Miami (FL)	69 77	113	H	Middle Tenn.	59 63
								58	A	Western Ky.	47 101	134	H	Bethune-Cookman	59 77
								74	H	UAB	61 71	141	H	Louisiana Tech	57 54
								98	A	Georgetown	56 77	163	H	Clemson	65 67
								99	H	Rice	68 58	173	A	Charlotte	57 80
												176	A	UTEP	70 86
												176	H	UTEP	76 77
												201	H	North Texas	46 92
												217	A	Southern Miss.	74 70
												241	A	Fla. Atlantic	63 67
												241	H	Fla. Atlantic	86 65
												258	A	UTSA	66 69
												268	A	Howard	62 69
												272	A	Morgan St.	51 62
												279	A	Old Dominion	60 68
												286	H	North Dakota St.	68 71
												288	H	Air Force	70 69
												295	H	Vermont	80 70
												308	H	Alabama A&M	51 58
												311	A	Marshall	75 78
												311	H	Marshall	67 54
												319	H	Charleston So.	77 70

LAST 12 Division I GAMES:															
217	A	Southern Miss.	74 70	201	H	North Texas	46 92								
176	A	UTEP	70 86	173	A	Charlotte	57 80								
241	A	Fla. Atlantic	63 67	279	A	Old Dominion	60 68								
241	H	Fla. Atlantic	86 65	311	A	Marshall	75 78								
258	A	UTSA	66 69	74	H	UAB	61 71								
113	H	Middle Tenn.	59 63	141	H	Louisiana Tech	57 54								

Non-Div I Games:

FIU

Average RPI Win:	288	WON-LOST	WINNING	LAST 10	STRENGTH OF	OPP. STRENGTH	TEAM	ADJ.	CONF.	ADJ CONF.
Average RPI Loss:	179	RECORD	PCT. RANK	GAMES	SCHEDULE	OF SCHEDULE	RPI	RPI	RPI	RPI
DIV. I ONLY	13- 17	215	5- 5	331	287	274	274	28	28	
DIV. I NON-CONF.	3- 8	264	0- 0	315	245	310	310	26	26	

TOTALS	RPI 1-25	RPI 26-50	W-L RECORDS	RPI 51-100	RPI 101-999	RPI 201+				
13- 17	0- 0	0- 3	OVERALL	0- 0	13- 14	13- 8				
8- 5	0- 0	0- 2	HOME	0- 0	8- 3	8- 2				
5- 10	0- 0	0- 1	AWAY	0- 0	5- 9	5- 5				
0- 2	0- 0	0- 0	NEUTRAL	0- 0	0- 2	0- 1				
3- 8	0- 0	0- 1	NON-CONFERENCE	0- 0	3- 7	3- 3				
2- 2	0- 0	0- 1	HOME	0- 0	2- 1	2- 1				
1- 5	0- 0	0- 0	AWAY	0- 0	1- 5	1- 2				
0- 1	0- 0	0- 0	NEUTRAL	0- 0	0- 1	0- 0				
10- 9	0- 0	0- 2	CONFERENCE	0- 0	10- 7	10- 5				
6- 3	0- 0	0- 1	HOME	0- 0	6- 2	6- 1				
4- 5	0- 0	0- 1	AWAY	0- 0	4- 4	4- 3				
0- 1	0- 0	0- 0	NEUTRAL	0- 0	0- 1	0- 1				

RPI 1-25				RPI 26-50				RPI 51-100				RPI 101+ Team's RPI: 274			
RPI	S	Opponent	Score	RPI	S	Opponent	Score	RPI	S	Opponent	Score	RPI	S	Opponent	Score
26	H	Villanova	44 73	132	A	Seton Hall	61 80								
33	A	Quinnipiac	45 77	155	A	Northeastern	43 63								
33	H	Quinnipiac	39 58	157	A	William & Mary	47 57								
				161	A	Marist	63 71								
				161	H	Marist	34 48								
				181	N	New Hampshire	61 71								
				203	A	Siena	40 51								
				203	H	Siena	44 43								
				204	H	Richmond	67 72								
				209	A	Boston College	66 58								
				212	A	Lehigh	53 56								
				230	H	Niagara	59 53								
				254	A	Rider	68 57								
				254	H	Rider	45 61								
				254	N	Rider	64 71								
				264	A	Manhattan	44 55								
				264	H	Manhattan	55 52								
				284	A	Monmouth	65 73								
				284	H	Monmouth	61 55								
				285	A	Canisius	56 52								
				292	H	Mt. St. Mary's	76 65								
				334	A	Rhode Island	47 62								
				342	A	Iona	78 68								
				342	H	Iona	59 39								
				347	A	Saint Peter's	62 40								
				347	H	Saint Peter's	62 41								
				348	H	UMass Lowell	78 67								
LAST 12 Division I GAMES:															
254	N	Rider	64 71	264	A	Manhattan	44 55								
342	H	Iona	59 39	342	A	Iona	78 68								
284	A	Monmouth	65 73	264	H	Manhattan	55 52								
347	A	Saint Peter's	62 40	33	H	Quinnipiac	39 58								
203	H	Siena	44 43	254	A	Rider	68 57								
161	H	Marist	34 48	203	A	Siena	40 51								

Non-Div I Games:

Fairfield

Average RPI Win: 295	WON-LOST RECORD	WINNING PCT. RANK	LAST 10 GAMES	STRENGTH OF SCHEDULE	OPP. STRENGTH OF SCHEDULE	TEAM RPI	ADJ. RPI	CONF. RPI	ADJ. CONF. RPI
Average RPI Loss: 198									
DIV. I ONLY	14- 15	188	2- 8	344	333	280	280	29	29
DIV. I NON-CONF.	7- 3	68	0- 0	345	344	243	243	29	29

TOTALS	RPI 1-25	RPI 26-50	W-L RECORDS	RPI 51-100	RPI 101-999	RPI 201+			
14- 15	0- 0	0- 1	OVERALL	0- 3	14- 11	13- 8			
8- 7	0- 0	0- 0	HOME	0- 1	8- 6	7- 4			
6- 8	0- 0	0- 1	AWAY	0- 2	6- 5	6- 4			
0- 0	0- 0	0- 0	NEUTRAL	0- 0	0- 0	0- 0			
7- 3	0- 0	0- 1	NON-CONFERENCE	0- 0	7- 2	6- 1			
5- 1	0- 0	0- 0	HOME	0- 0	5- 1	4- 0			
2- 2	0- 0	0- 1	AWAY	0- 0	2- 1	2- 1			
0- 0	0- 0	0- 0	NEUTRAL	0- 0	0- 0	0- 0			
7- 12	0- 0	0- 0	CONFERENCE	0- 3	7- 9	7- 7			
3- 6	0- 0	0- 0	HOME	0- 1	3- 5	3- 4			
4- 6	0- 0	0- 0	AWAY	0- 2	4- 4	4- 3			
0- 0	0- 0	0- 0	NEUTRAL	0- 0	0- 0	0- 0			

RPI S Opponent	Score	RPI S Opponent	Score	RPI S Opponent	Score	RPI S Opponent	Score	Team's RPI: 280
		42 A Rutgers	35 101	93 A Saint Francis (PA)	61 80	123 A Robert Morris	49 62	
				93 A Saint Francis (PA)	70 89	123 H Robert Morris	68 77	
				93 H Saint Francis (PA)	56 80	152 H Army West Point	58 56	
						189 H Stony Brook	51 56	
						247 A Sacred Heart	48 61	
						247 H Sacred Heart	69 59	
						261 A LIU Brooklyn	61 49	
						261 H LIU Brooklyn	53 62	
						268 A Howard	65 68	
						275 A St. Francis Brooklyn	70 62	
						275 H St. Francis Brooklyn	45 58	
						284 H Monmouth	78 61	
						287 A Central Conn. St.	56 76	
						287 H Central Conn. St.	78 49	
						290 H Colgate	61 51	
						292 A Mt. St. Mary's	52 55	
						292 H Mt. St. Mary's	53 55	
						298 A Bryant	77 69	
						298 H Bryant	48 65	
						328 A Wagner	74 64	
						328 H Wagner	62 61	
						339 A NJIT	74 70	
						344 A Longwood	72 52	
						347 H Saint Peter's	69 59	
						348 H UMass Lowell	60 51	
LAST 12 Division I GAMES:								
		93 A Saint Francis (PA)	70 89	328 H Wagner	62 61			
		247 A Sacred Heart	48 61	292 H Mt. St. Mary's	53 55			
		275 H St. Francis Brooklyn	45 58	287 A Central Conn. St.	56 76			
		261 H LIU Brooklyn	53 62	298 A Bryant	77 69			
		93 A Saint Francis (PA)	61 80	261 A LIU Brooklyn	61 49			
		123 A Robert Morris	49 62	275 A St. Francis Brooklyn	70 62			

Non-Div I Games: Rutgers-Newark 76 40

Fairleigh Dickinson

Average RPI		Win: 263	WON-LOST RECORD	WINNING PCT. RANK	LAST 10 GAMES	STRENGTH OF SCHEDULE	OPP. STRENGTH OF SCHEDULE	TEAM RPI	ADJ. RPI	CONF. RPI	ADJ. CONF. RPI
Loss: 164											
DIV. I ONLY		13- 15	201	3- 7	281	236	241	241	18	18	
DIV. I NON-CONF.		6- 5	149	0- 0	295	319	233	233	20	20	
TOTALS		RPI 1-25	RPI 26-50	W-L RECORDS		RPI 51-100	RPI 101-999	RPI 201+			
13- 15	0- 0		0- 0	OVERALL		0- 5	13- 10	11- 5			
9- 5	0- 0		0- 0	HOME		0- 2	9- 3	7- 1			
4- 8	0- 0		0- 0	AWAY		0- 3	4- 5	4- 2			
0- 2	0- 0		0- 0	NEUTRAL		0- 0	0- 2	0- 2			
6- 5	0- 0		0- 0	NON-CONFERENCE		0- 2	6- 3	6- 2			
4- 2	0- 0		0- 0	HOME		0- 1	4- 1	4- 1			
2- 2	0- 0		0- 0	AWAY		0- 1	2- 1	2- 0			
0- 1	0- 0		0- 0	NEUTRAL		0- 0	0- 1	0- 1			
7- 10	0- 0		0- 0	CONFERENCE		0- 3	7- 7	5- 3			
5- 3	0- 0		0- 0	HOME		0- 1	5- 2	3- 0			
2- 6	0- 0		0- 0	AWAY		0- 2	2- 4	2- 2			
0- 1	0- 0		0- 0	NEUTRAL		0- 0	0- 1	0- 1			

RPI 1-25				RPI 26-50				RPI 51-100				RPI 101+				Team's RPI: 241	
RPI	S	Opponent	Score	RPI	S	Opponent	Score	RPI	S	Opponent	Score	RPI	S	Opponent	Score		
								54	H	Mercer	55	66	113	H	Middle Tenn.	65	69
								58	A	Western Ky.	63	82	139	A	Colorado	69	76
								68	A	Nebraska	69	86	141	H	Louisiana Tech	86	72
								74	A	UAB	57	90	173	A	Charlotte	69	83
								99	H	Rice	53	67	176	A	UTEP	70	75
													176	H	UTEP	72	66
													201	H	North Texas	51	65
													213	N	Bowling Green	55	66
													217	H	Southern Miss.	89	74
													240	H	North Florida	83	75
													251	H	Grand Canyon	73	77
													258	A	UTSA	99	65
													258	N	UTSA	71	83
													265	A	Indiana St.	66	58
													275	H	St. Francis Brooklyn	80	60
													279	A	Old Dominion	54	59
													283	H	UMKC	65	55
													299	A	FIU	65	86
													299	H	FIU	67	63
													304	A	Georgia St.	82	50
													311	A	Marshall	62	55
													311	H	Marshall	79	59
													333	H	Delaware St.	90	67
LAST 12 Division I GAMES:																	
				258	N	UTSA	71	83	279	A	Old Dominion	54	59				
				173	A	Charlotte	69	83	201	H	North Texas	51	65				
				311	A	Marshall	62	55	113	H	Middle Tenn.	65	69				
				299	H	FIU	67	63	58	A	Western Ky.	63	82				
				217	H	Southern Miss.	89	74	74	A	UAB	57	90				
				299	A	FIU	65	86	258	A	UTSA	99	65				

Non-Div I Games:

Fl a. Atlantic

F
l
o
r
i
d
a

Florida				Through Games Of April 1, 2018							
Average RPI	Win:	202	WON-LOST	WINNING	LAST 10	STRENGTH OF	OPP. STRENGTH	TEAM	ADJ.	CONF.	ADJ CONF.
Average RPI	Loss:	69	RECORD	PCT. RANK	GAMES	SCHEDULE	OF SCHEDULE	RPI	RPI	RPI	RPI
DIV. I ONLY		11- 19	241	1- 9		68	52	180	180	2	2
DIV. I NON-CONF.		8- 5	104	0- 0		214	157	187	187	2	2

TOTALS	RPI 1-25		RPI 26-50		W-L RECORDS	RPI 51-100		RPI 101-999		RPI 201+	
11- 19	0- 10		1- 1		OVERALL	1- 2		9- 6		5- 2	
7- 10	0- 5		0- 1		HOME	1- 2		6- 2		3- 1	
2- 7	0- 5		1- 0		AWAY	0- 0		1- 2		0- 0	
2- 2	0- 0		0- 0		NEUTRAL	0- 0		2- 2		2- 1	
8- 5	0- 2		1- 0		NON-CONFERENCE	1- 0		6- 3		5- 2	
5- 4	0- 2		0- 0		HOME	1- 0		4- 2		3- 1	
1- 0	0- 0		1- 0		AWAY	0- 0		0- 0		0- 0	
2- 1	0- 0		0- 0		NEUTRAL	0- 0		2- 1		2- 1	
3- 14	0- 8		0- 1		CONFERENCE	0- 2		3- 3		0- 0	
2- 6	0- 3		0- 1		HOME	0- 2		2- 0		0- 0	
1- 7	0- 5		0- 0		AWAY	0- 0		1- 2		0- 0	
0- 1	0- 0		0- 0		NEUTRAL	0- 0		0- 1		0- 0	

F
l
o
r
i
d
a

RPI 1-25				RPI 26-50				RPI 51-100				RPI 101+ Team's RPI: 180			
RPI	S	Opponent	Score	RPI	S	Opponent	Score	RPI	S	Opponent	Score	RPI	S	Opponent	Score
4	A	Mississippi St.	53 90	31	H	LSU	59 66	86	H	Alabama	54 63	103	A	Auburn	55 84
4	H	Mississippi St.	50 98	39	A	Oklahoma	80 61	88	H	Kentucky	53 56	110	H	Chattanooga	60 65
7	H	Ohio St.	77 103					96	H	Jacksonville	69 59	131	H	Saint Joseph's	71 51
9	H	Florida St.	54 84									142	A	Arkansas	65 51
10	A	South Carolina	57 64									153	H	Vanderbilt	88 71
12	H	Tennessee	42 70									167	A	Ole Miss	75 78
17	A	Texas A&M	80 85									167	H	Ole Miss	61 60
23	A	Missouri	64 66									167	N	Ole Miss	43 48
25	A	Georgia	43 63									204	N	Richmond	87 80
25	H	Georgia	57 66									208	N	Stetson	71 85

LAST 12 Division I GAMES:															
167	N	Ole Miss	43 48	4	H	Mississippi St.	50 98	23	A	Missouri	64 66	220	H	Arkansas St.	69 70
25	A	Georgia	43 63	25	H	Georgia	57 66	4	A	Mississippi St.	53 90	304	H	Georgia St.	82 66
12	H	Tennessee	42 70	167	H	Ole Miss	61 60	142	A	Arkansas	65 51	311	H	Marshall	74 69
153	H	Vanderbilt	88 71	10	A	South Carolina	57 64					333	H	Delaware St.	85 51

Non-Div I Games:

Florida

Average RPI		W-L	WON-LOST	WINNING	LAST 10	STRENGTH OF		OPP. STRENGTH	TEAM	ADJ.	CONF.	ADJ CONF.
Loss:		RECORD	PCT.	RANK	GAMES	SCHEDULE		OF SCHEDULE	RPI	RPI	RPI	RPI
DIV. I ONLY	310	7- 24	310	4- 6	335	322	335	335	30	30		
DIV. I NON-CONF.	216	1- 11	331	0- 0	326	206	343	343	30	30		
TOTALS		RPI 1-25	RPI 26-50		W-L RECORDS		RPI 51-100		RPI 101-999		RPI 201+	
7- 24	0- 0	0- 0		OVERALL		0- 3		7- 21		7- 15		
3- 7	0- 0	0- 0		HOME		0- 0		3- 7		3- 5		
2- 15	0- 0	0- 0		AWAY		0- 3		2- 12		2- 9		
2- 2	0- 0	0- 0		NEUTRAL		0- 0		2- 2		2- 1		
1- 11	0- 0	0- 0		NON-CONFERENCE		0- 3		1- 8		1- 7		
0- 2	0- 0	0- 0		HOME		0- 0		0- 2		0- 2		
1- 8	0- 0	0- 0		AWAY		0- 3		1- 5		1- 4		
0- 1	0- 0	0- 0		NEUTRAL		0- 0		0- 1		0- 1		
6- 13	0- 0	0- 0		CONFERENCE		0- 0		6- 13		6- 8		
3- 5	0- 0	0- 0		HOME		0- 0		3- 5		3- 3		
1- 7	0- 0	0- 0		AWAY		0- 0		1- 7		1- 5		
2- 1	0- 0	0- 0		NEUTRAL		0- 0		2- 1		2- 0		

[illegible]

Non-Div I Games: Lynn

74 37

Florida A&M

■ Loss, ■ Non-Conf, S Site, H Home A Away N Neutral

Average RPI Win:	116	WON-LOST	WINNING	LAST 10	STRENGTH OF	OPP. STRENGTH	TEAM	ADJ.	CONF.	ADJ CONF.
Average RPI Loss:	15	RECORD	PCT. RANK	GAMES	SCHEDULE	OF SCHEDULE	RPI	RPI	RPI	RPI
DIV. I ONLY	26- 7	20	7- 3	12	25	9	9	1	1	
DIV. I NON-CONF.	13- 2	9	1- 1	28	101	10	10	1	1	

TOTALS	RPI 1-25	RPI 26-50	W-L RECORDS	RPI 51-100	RPI 101-999	RPI 201+				
26- 7	2- 6	3- 1	OVERALL	8- 0	13- 0	4- 0				
14- 2	0- 2	2- 0	HOME	5- 0	7- 0	4- 0				
11- 4	2- 3	1- 1	AWAY	2- 0	6- 0	0- 0				
1- 1	0- 1	0- 0	NEUTRAL	1- 0	0- 0	0- 0				
13- 2	1- 2	1- 0	NON-CONFERENCE	4- 0	7- 0	3- 0				
7- 1	0- 1	0- 0	HOME	3- 0	4- 0	3- 0				
6- 1	1- 1	1- 0	AWAY	1- 0	3- 0	0- 0				
0- 0	0- 0	0- 0	NEUTRAL	0- 0	0- 0	0- 0				
13- 5	1- 4	2- 1	CONFERENCE	4- 0	6- 0	1- 0				
7- 1	0- 1	2- 0	HOME	2- 0	3- 0	1- 0				
5- 3	1- 2	0- 1	AWAY	1- 0	3- 0	0- 0				
1- 1	0- 1	0- 0	NEUTRAL	1- 0	0- 0	0- 0				

RPI	S	Opponent	Score
1	H	Notre Dame	69 100
1	N	Notre Dame	80 90
3	A	Louisville	50 49
11	A	Texas	72 87
14	A	Duke	66 79
16	A	NC State	56 65
20	H	Buffalo	65 86
24	A	Iowa	94 93

RPI	S	Opponent	Score
30	H	Virginia	77 62
41	A	Syracuse	69 76
43	A	Creighton	92 82
47	H	Virginia Tech	107 62

RPI	S	Opponent	Score
51	H	Arizona St.	77 66
56	A	Miami (FL)	91 71
56	H	Miami (FL)	105 67
56	N	Miami (FL)	73 69
65	H	Georgia Tech	64 61
70	A	James Madison	79 63
85	H	Little Rock	91 49
96	H	Jacksonville	82 50

RPI	S	Opponent	Score
111	A	Wake Forest	81 79
114	H	North Carolina	103 65
163	A	Clemson	69 47
163	H	Clemson	91 43
164	H	Samford	87 62
166	A	Jacksonville St.	75 51
180	A	Florida	84 54
185	A	Pittsburgh	66 59
195	A	Grambling	96 53
208	H	Stetson	84 39
209	H	Boston College	67 39
240	H	North Florida	109 51
247	H	Sacred Heart	101 52

LAST 12 Division I GAMES:

20	H	Buffalo	65 86	14	A	Duke	66 79
85	H	Little Rock	91 49	163	H	Clemson	91 43
1	N	Notre Dame	80 90	56	A	Miami (FL)	91 71
56	N	Miami (FL)	73 69	30	H	Virginia	77 62
65	H	Georgia Tech	64 61	185	A	Pittsburgh	66 59
209	H	Boston College	67 39	16	A	NC State	56 65

Non-Div I Games:

Florida St.

Average RPI Win: 181	WON-LOST RECORD	WINNING PCT. RANK	LAST 10 GAMES	STRENGTH OF SCHEDULE	OPP. STRENGTH OF SCHEDULE	TEAM RPI	ADJ. RPI	CONF. RPI	ADJ CONF. RPI
Average RPI Loss: 92									
DIV. I ONLY	24- 10	54	6- 4	139	103	75	75	11	11
DIV. I NON-CONF.	11- 5	75	2- 1	96	58	62	62	10	10

TOTALS	RPI 1-25	RPI 26-50	W-L RECORDS	RPI 51-100	RPI 101-999	RPI 201+			
24- 10	0- 1	1- 3	OVERALL	7- 2	16- 4	10- 1			
15- 3	0- 1	1- 1	HOME	4- 0	10- 1	6- 0			
9- 6	0- 0	0- 2	AWAY	3- 2	6- 2	4- 1			
0- 1	0- 0	0- 0	NEUTRAL	0- 0	0- 1	0- 0			
11- 5	0- 1	1- 1	NON-CONFERENCE	5- 2	5- 1	3- 1			
8- 1	0- 1	1- 0	HOME	3- 0	4- 0	2- 0			
3- 4	0- 0	0- 1	AWAY	2- 2	1- 1	1- 1			
0- 0	0- 0	0- 0	NEUTRAL	0- 0	0- 0	0- 0			
13- 5	0- 0	0- 2	CONFERENCE	2- 0	11- 3	7- 0			
7- 2	0- 0	0- 1	HOME	1- 0	6- 1	4- 0			
6- 2	0- 0	0- 1	AWAY	1- 0	5- 1	3- 0			
0- 1	0- 0	0- 0	NEUTRAL	0- 0	0- 1	0- 0			

RPI	S	Opponent	Score	RPI	S	Opponent	Score	RPI	S	Opponent	Score	RPI	S	Opponent	Score
8	H	UCLA	30 67	38	H	Northern Colo.	48 33	59	A	Drexel	63 60	106	A	George Mason	67 62
				44	A	Dayton	54 79	62	H	Harvard	65 47	127	A	Saint Louis	85 91
				44	H	Dayton	62 63	66	H	UC Davis	70 62	127	H	Saint Louis	66 63
				47	A	Virginia Tech	50 81	71	A	St. John's (NY)	67 64	131	H	Saint Joseph's	50 52
								72	A	Duquesne	51 43	131	N	Saint Joseph's	49 52
								78	H	George Washington	61 50	137	H	Hartford	69 44
								82	A	Albany (NY)	52 59	185	H	Pittsburgh	58 55
								94	H	Bucknell	71 62	188	A	Davidson	58 45
								100	A	Penn St.	60 65	188	H	Davidson	66 58
												204	A	Richmond	43 38
												209	A	Boston College	52 55
												246	H	La Salle	66 45
												260	H	St. Bonaventure	72 48
												264	A	Manhattan	54 48
												277	A	Massachusetts	62 51
												281	A	VCU	64 54
												323	H	UMBC	55 46
												334	H	Rhode Island	75 53
												334	H	Rhode Island	76 64
												342	H	Iona	78 48
LAST 12 Division I GAMES:															
				47	A	Virginia Tech	50 81	72	A	Duquesne	51 43				
				59	A	Drexel	63 60	44	A	Dayton	54 79				
				62	H	Harvard	65 47	246	H	La Salle	66 45				
				131	N	Saint Joseph's	49 52	188	A	Davidson	58 45				
				334	H	Rhode Island	75 53	334	H	Rhode Island	76 64				
				131	H	Saint Joseph's	50 52	127	A	Saint Louis	85 91				

Non-Div I Games:

Fordham

Average RPI Win:	298	WON-LOST	WINNING	LAST 10	STRENGTH OF	OPP. STRENGTH	TEAM	ADJ.	CONF.	ADJ CONF.
Average RPI Loss:	160	RECORD	PCT. RANK	GAMES	SCHEDULE	OF SCHEDULE	RPI	RPI	RPI	RPI
DIV. I ONLY	3- 22	332	0- 10	173	209	326	326	12	12	
DIV. I NON-CONF.	2- 8	289	0- 0	302	317	337	337	16	16	

TOTALS	RPI 1-25	RPI 26-50	W-L RECORDS	RPI 51-100	RPI 101-999	RPI 201+				
3- 22	0- 0	0- 3	OVERALL	0- 4	3- 15	3- 8				
3- 8	0- 0	0- 1	HOME	0- 1	3- 6	3- 2				
0- 13	0- 0	0- 2	AWAY	0- 2	0- 9	0- 6				
0- 1	0- 0	0- 0	NEUTRAL	0- 1	0- 0	0- 0				
2- 8	0- 0	0- 1	NON-CONFERENCE	0- 1	2- 6	2- 5				
2- 2	0- 0	0- 0	HOME	0- 0	2- 2	2- 1				
0- 6	0- 0	0- 1	AWAY	0- 1	0- 4	0- 4				
0- 0	0- 0	0- 0	NEUTRAL	0- 0	0- 0	0- 0				
1- 14	0- 0	0- 2	CONFERENCE	0- 3	1- 9	1- 3				
1- 6	0- 0	0- 1	HOME	0- 1	1- 4	1- 1				
0- 7	0- 0	0- 1	AWAY	0- 1	0- 5	0- 2				
0- 1	0- 0	0- 0	NEUTRAL	0- 1	0- 0	0- 0				

RPI 1-25				RPI 26-50				RPI 51-100				RPI 101+				Team's RPI: 326
RPI	S	Opponent	Score	RPI	S	Opponent	Score	RPI	S	Opponent	Score	RPI	S	Opponent	Score	
				32	A	South Dakota St.	49 105	63	A	South Dakota	43 85	104	A	Western Ill.	44 91	
				32	H	South Dakota St.	55 77	63	H	South Dakota	60 79	104	H	Western Ill.	64 100	
				34	A	Michigan	45 77	63	N	South Dakota	32 83	122	H	Milwaukee	48 60	
								67	A	Belmont	42 74	174	A	Oral Roberts	45 66	
												174	H	Oral Roberts	48 73	
												184	A	Denver	65 86	
												184	H	Denver	55 73	
												222	A	Coastal Caro.	58 67	
												224	A	Xavier	50 62	
												233	A	Illinois	50 64	
												239	A	Omaha	61 77	
												239	H	Omaha	76 65	
												286	A	North Dakota St.	56 72	
												286	H	North Dakota St.	52 66	
												291	A	Valparaiso	50 68	
												309	H	Loyola Chicago	79 70	
												332	H	Ill. -Chicago	51 67	
												345	H	Eastern Ill.	93 77	
LAST 12 Division I GAMES:																
				63	N	South Dakota	32 83	174	A	Oral Roberts	45 66					
				32	H	South Dakota St.	55 77	32	A	South Dakota St.	49 105					
				286	H	North Dakota St.	52 66	286	A	North Dakota St.	56 72					
				239	A	Omaha	61 77	104	A	Western Ill.	44 91					
				63	H	South Dakota	60 79	63	A	South Dakota	43 85					
				184	A	Denver	65 86	239	H	Omaha	76 65					

Non-Div I Games:

Quincy

73 72

Maryville (MO)

70

76

Findlay

55

75

Fort Wayne

Average RPI Win: 198		WON-LOST	WINNING	LAST 10	STRENGTH OF		OPP. STRENGTH	TEAM	ADJ.	CONF.	ADJ CONF.
Loss: 137		RECORD	PCT. RANK	GAMES	SCHEDULE		OF SCHEDULE	RPI	RPI	RPI	RPI
DIV. I ONLY		17- 15	157	5- 5	150		153	144	144	15	15
DIV. I NON-CONF.		6- 6	169	1- 0	128		263	148	148	14	14
TOTALS		RPI 1-25	RPI 26-50		W-L RECORDS		RPI 51-100	RPI 101-999	RPI 201+		
17- 15	0- 0	0- 0		OVERALL		2- 5	15- 10	9- 2			
11- 5	0- 0	0- 0		HOME		1- 3	10- 2	5- 1			
6- 9	0- 0	0- 0		AWAY		1- 2	5- 7	4- 1			
0- 1	0- 0	0- 0		NEUTRAL		0- 0	0- 1	0- 0			
6- 6	0- 0	0- 0		NON-CONFERENCE		0- 1	6- 5	3- 1			
4- 2	0- 0	0- 0		HOME		0- 1	4- 1	1- 1			
2- 4	0- 0	0- 0		AWAY		0- 0	2- 4	2- 0			
0- 0	0- 0	0- 0		NEUTRAL		0- 0	0- 0	0- 0			
11- 9	0- 0	0- 0		CONFERENCE		2- 4	9- 5	6- 1			
7- 3	0- 0	0- 0		HOME		1- 2	6- 1	4- 0			
4- 5	0- 0	0- 0		AWAY		1- 2	3- 3	2- 1			
0- 1	0- 0	0- 0		NEUTRAL		0- 0	0- 1	0- 0			

[illegible]

Non-Div I Games:

Fresno St.

■ Loss, ■ Non-Conf, S Site, H Home A Away N Neutral

Average RPI Win: 224
Average RPI Loss: 157

WON-LOST
RECORD

WINNING
PCT. RANK

LAST 10
GAMES

STRENGTH OF
SCHEDULE

OPP. STRENGTH
OF SCHEDULE

TEAM
RPI

ADJ.
RPI

CONF.
RPI

ADJ CONF.
RPI

DIV. I ONLY	15- 14	163	5- 5	267	163	183	183	17	17
DIV. I NON-CONF.	8- 6	138	1- 1	274	232	150	150	15	15

TOTALS	RPI 1-25	RPI 26-50	W-L RECORDS	RPI 51-100	RPI 101-999	RPI 201+			
15- 14	0- 1	0- 0	OVERALL	0- 2	15- 11	10- 5			
9- 2	0- 0	0- 0	HOME	0- 1	9- 1	6- 0			
5- 10	0- 0	0- 0	AWAY	0- 0	5- 4	4- 2			
1- 2	0- 0	0- 0	NEUTRAL	0- 0	1- 2	0- 1			
8- 6	0- 1	0- 0	NON-CONFERENCE	0- 0	8- 5	6- 3			
4- 0	0- 0	0- 0	HOME	0- 0	4- 0	3- 0			
3- 5	0- 1	0- 0	AWAY	0- 0	3- 4	3- 2			
1- 1	0- 0	0- 0	NEUTRAL	0- 0	1- 1	0- 1			
7- 8	0- 0	0- 0	CONFERENCE	0- 2	7- 6	4- 2			
5- 2	0- 0	0- 0	HOME	0- 1	5- 1	3- 0			
2- 5	0- 0	0- 0	AWAY	0- 1	2- 4	1- 2			
0- 1	0- 0	0- 0	NEUTRAL	0- 0	0- 1	0- 0			

RPI	S	Opponent	Score	RPI	S	Opponent	Score	RPI	S	Opponent	Score	RPI	S	Opponent	Score	Team's RPI: 183
25	A	Georgia	44 79					54	A	Mercer	53 65	110	A	Chattanooga	50 45	
								54	H	Mercer	64 86	110	H	Chattanooga	58 57	
												114	A	North Carolina	56 84	
												115	A	ETSU	46 56	
												115	H	ETSU	57 69	
												120	N	Ohio	70 68	
												164	A	Samford	58 62	
												164	H	Samford	45 41	
												164	N	Samford	58 59	
												168	A	South Ala.	53 54	
												188	H	Davison	65 62	
												210	A	UNC Asheville	71 63	
												210	A	UNC Asheville	65 64	
												223	A	UNCG	74 76	
												223	H	UNCG	55 54	
												224	N	Xavier	62 75	
												226	A	Gardner-Webb	57 71	
												248	A	Presbyterian	75 76	
												252	H	UNCW	76 71	
												263	H	Col. of Charleston	72 58	
												300	H	Kennesaw St.	78 59	
												302	A	Wofford	48 79	
												302	H	Wofford	63 57	
												303	A	USC Upstate	80 59	
												306	A	Western Caro.	68 59	
												306	H	Western Caro.	66 46	

LAST 12 Division I GAMES:																
168	A	South Ala.	53 54	306	H	Western Caro.	66 46									
210	A	UNC Asheville	65 64	223	H	UNCG	55 54									
164	N	Samford	58 59	164	A	Samford	58 62									
302	H	Wofford	63 57	54	A	Mercer	53 65									
115	A	ETSU	46 56	302	A	Wofford	48 79									
110	A	Chattanooga	50 45	110	H	Chattanooga	58 57									

Non-Div I Games: Pfeiffer 102 51 Bob Jones 93 46 Converse 80 41

Furman

Average RPI Win:	277	WON-LOST	WINNING	LAST 10	STRENGTH OF	OPP. STRENGTH	TEAM	ADJ.	CONF.	ADJ CONF.
Average RPI Loss:	176	RECORD	PCT. RANK	GAMES	SCHEDULE	OF SCHEDULE	RPI	RPI	RPI	RPI
DIV. I ONLY	3- 25	334	1- 9	159	292	325	325	22	22	
DIV. I NON-CONF.	1- 8	313	0- 0	134	332	287	287	23	23	

TOTALS	RPI 1-25	RPI 26-50	W-L RECORDS	RPI 51-100	RPI 101-999	RPI 201+				
3- 25	0- 0	0- 1	OVERALL	0- 5	3- 19	2- 8				
2- 12	0- 0	0- 0	HOME	0- 3	2- 9	1- 4				
1- 12	0- 0	0- 1	AWAY	0- 2	1- 9	1- 4				
0- 1	0- 0	0- 0	NEUTRAL	0- 0	0- 1	0- 0				
1- 8	0- 0	0- 1	NON-CONFERENCE	0- 3	1- 4	1- 2				
0- 5	0- 0	0- 0	HOME	0- 2	0- 3	0- 2				
1- 3	0- 0	0- 1	AWAY	0- 1	1- 1	1- 0				
0- 0	0- 0	0- 0	NEUTRAL	0- 0	0- 0	0- 0				
2- 17	0- 0	0- 0	CONFERENCE	0- 2	2- 15	1- 6				
2- 7	0- 0	0- 0	HOME	0- 1	2- 6	1- 2				
0- 9	0- 0	0- 0	AWAY	0- 1	0- 8	0- 4				
0- 1	0- 0	0- 0	NEUTRAL	0- 0	0- 1	0- 0				

RPI 1-25				RPI 26-50				RPI 51-100				RPI 101+ Team's RPI : 325			
RPI	S	Opponent	Score	RPI	S	Opponent	Score	RPI	S	Opponent	Score	RPI	S	Opponent	Score
				50	A	UCF	38 62	54	A	Mercer	45 72	126	A	Texas St.	51 60
								85	A	Little Rock	52 92	126	H	Texas St.	56 81
								85	H	Little Rock	34 64	145	A	N. C. A&T	49 60
								86	H	Alabama	36 84	162	H	Louisiana	48 58
								91	H	IUPUI	52 72	162	N	Louisiana	81 88
												168	A	South Ala.	52 79
												168	H	South Ala.	74 81
												175	A	Troy	47 88
												175	H	Troy	80 95
												178	A	UT Arlington	49 70
												178	H	UT Arlington	73 68
												189	H	Stony Brook	49 68
												220	A	Arkansas St.	48 69
												220	H	Arkansas St.	62 71
												222	A	Coastal Caro.	51 54
												262	A	Appalachian St.	56 87
												300	H	Kennesaw St.	58 60
												304	A	Georgia St.	56 71
												304	H	Georgia St.	58 66
												316	A	South Carolina St.	61 58
												338	H	La. -Monroe	75 45
												340	H	Savannah St.	67 71
LAST 12 Division I GAMES:															
				162	N	Louisiana	81 88	162	H	Louisiana	48 58				
				175	H	Troy	80 95	338	H	La. -Monroe	75 45				
				168	H	South Ala.	74 81	220	A	Arkansas St.	48 69				
				126	A	Texas St.	51 60	85	A	Little Rock	52 92				
				178	A	UT Arlington	49 70	178	H	UT Arlington	73 68				
				304	H	Georgia St.	58 66	126	H	Texas St.	56 81				

Non-Div I Games: Coastal Ga. 68 63 Thomas (GA) 79 51

Ga. Southern

Average RPI Win: 277		WON-LOST RECORD	WINNING PCT. RANK	LAST 10 GAMES	STRENGTH OF SCHEDULE	OPP. STRENGTH OF SCHEDULE	TEAM RPI	ADJ. RPI	CONF. RPI	ADJ. CONF. RPI
Average RPI Loss: 167										
DIV. I ONLY		16- 13	139	5- 5	328	307	226	226	27	27
DIV. I NON-CONF.		7- 2	41	0- 0	307	247	127	127	28	28
TOTALS		RPI 1-25	RPI 26-50	W-L RECORDS		RPI 51-100	RPI 101-999	RPI 201+		
16- 13	0- 0		0- 1	OVERALL		0- 3	16- 9	11- 6		
9- 5	0- 0		0- 1	HOME		0- 1	9- 3	6- 3		
6- 7	0- 0		0- 0	AWAY		0- 0	6- 3	4- 1		
1- 1	0- 0		0- 0	NEUTRAL		0- 0	1- 1	1- 0		
7- 2	0- 0		0- 1	NON-CONFERENCE		0- 1	7- 0	4- 0		
4- 1	0- 0		0- 1	HOME		0- 0	4- 0	3- 0		
3- 1	0- 0		0- 0	AWAY		0- 1	3- 0	1- 0		
0- 0	0- 0		0- 0	NEUTRAL		0- 0	0- 0	0- 0		
9- 11	0- 0		0- 0	CONFERENCE		0- 2	9- 9	7- 6		
5- 4	0- 0		0- 0	HOME		0- 1	5- 3	3- 3		
3- 6	0- 0		0- 0	AWAY		0- 1	3- 5	3- 3		
1- 1	0- 0		0- 0	NEUTRAL		0- 0	1- 1	1- 0		

RPI 1-25				RPI 26-50				RPI 51-100				RPI 101+				Team's RPI: 226	
RPI	S	Opponent	Score	RPI	S	Opponent	Score	RPI	S	Opponent	Score	RPI	S	Opponent	Score		
				50	H	UCF	30 65	81	A	Li berty	41 59	124	A	Radford	46 66		
								81	H	Li berty	60 85	124	H	Radford	69 53		
								88	A	Kentucky	34 72	124	N	Radford	51 53		
												183	H	Furman	71 57		
												187	A	High Point	80 83		
												187	H	High Point	54 47		
												188	A	Davidson	70 65		
												193	A	Morehead St.	68 60		
												210	A	UNC Asheville	60 62		
												210	H	UNC Asheville	60 61		
												248	A	Presbyteri an	69 72		
												248	H	Presbyteri an	50 60		
												257	A	Campbel l	55 63		
												257	H	Campbel l	44 73		
												292	A	Mt. St. Mary's	75 67		
												302	H	Wofford	73 55		
												303	H	USC Upstate	60 39		
												306	H	Western Caro.	70 67		
												319	A	Charleston So.	75 59		
												319	H	Charleston So.	68 52		
												343	A	Winthrop	66 59		
												343	H	Winthrop	68 55		
												343	N	Winthrop	68 57		
												344	A	Longwood	61 54		
												344	H	Longwood	52 41		
				LAST 12 Division I GAMES:													
				124	N	Radford	51 53	319	A	Charleston So.	75 59						
				343	N	Winthrop	68 57	344	H	Longwood	52 41						
				210	A	UNC Asheville	60 62	343	H	Winthrop	68 55						
				257	A	Campbel l	55 63	81	A	Li berty	41 59						
				187	H	High Point	54 47	124	A	Radford	46 66						
				248	H	Presbyteri an	50 60	210	H	UNC Asheville	60 61						

Non-Div I Games:	Montreat	83	26	Pfeiffer	72	53	Converse	82	59
------------------	----------	----	----	----------	----	----	----------	----	----

Gardner-Webb

■ Loss, ■ Non-Conf, S Site, H Home A Away N Neutral

Average RPI Win:	231	WON-LOST	WINNING	LAST 10	STRENGTH OF	OPP. STRENGTH	TEAM	ADJ.	CONF.	ADJ CONF.
Average RPI Loss:	73	RECORD	PCT. RANK	GAMES	SCHEDULE	OF SCHEDULE	RPI	RPI	RPI	RPI
DIV. I ONLY	24- 10	54	6- 4	242	142	106	106	11	11	
DIV. I NON-CONF.	12- 4	51	1- 1	216	246	80	80	10	10	

TOTALS	RPI 1-25	RPI 26-50	W-L RECORDS	RPI 51-100	RPI 101-999	RPI 201+				
24- 10	0- 0	0- 3	OVERALL	2- 6	22- 1	18- 0				
17- 2	0- 0	0- 0	HOME	1- 2	16- 0	13- 0				
6- 7	0- 0	0- 1	AWAY	0- 1	6- 1	5- 0				
1- 1	0- 0	0- 0	NEUTRAL	1- 1	0- 0	0- 0				
12- 4	0- 0	0- 2	NON-CONFERENCE	2- 1	10- 1	9- 0				
10- 0	0- 0	0- 0	HOME	1- 0	9- 0	8- 0				
1- 4	0- 0	0- 2	AWAY	0- 1	1- 1	1- 0				
1- 0	0- 0	0- 0	NEUTRAL	1- 0	0- 0	0- 0				
12- 6	0- 0	0- 1	CONFERENCE	0- 5	12- 0	9- 0				
7- 2	0- 0	0- 0	HOME	0- 2	7- 0	5- 0				
5- 3	0- 0	0- 1	AWAY	0- 2	5- 0	4- 0				
0- 1	0- 0	0- 0	NEUTRAL	0- 1	0- 0	0- 0				

RPI	S	Opponent	Score	RPI	S	Opponent	Score	RPI	S	Opponent	Score	RPI	S	Opponent	Score	Team's RPI: 106
34	A	Michigan	61 75	52	H	American	71 53	112	H	SFA	82 75					
44	A	Dayton	66 71	69	N	Drake	87 75	127	H	Saint Louis	81 72					
47	A	Virginia Tech	69 78	72	A	Duquesne	64 71	131	A	Saint Joseph's	65 57					
				75	H	Fordham	62 67	139	A	Colorado	61 76					
				78	A	George Washington	52 62	188	H	Davidson	74 61					
				78	H	George Washington	61 65	204	H	Richmond	77 56					
				78	N	George Washington	59 64	228	H	Southeast Mo. St.	57 38					
				80	A	Houston	73 82	238	A	Loyola Maryland	80 72					
								245	H	Illinois St.	56 37					
								246	A	La Salle	69 56					
								246	H	La Salle	65 55					
								260	A	St. Bonaventure	76 63					
								260	H	St. Bonaventure	89 79					
								260	H	St. Bonaventure	78 63					
								261	H	LIU Brooklyn	73 70					
								267	H	UMES	82 68					
								277	H	Massachusetts	71 60					
								279	H	Old Dominion	66 53					
								281	A	VCU	65 42					
								315	H	Eastern Ky.	64 41					
								323	H	UMBC	58 38					
								334	A	Rhode Island	92 53					
								344	H	Longwood	60 41					

LAST 12 Division I GAMES:																
47	A	Virginia Tech	69 78	260	H	St. Bonaventure	78 63									
112	H	SFA	82 75	281	A	VCU	65 42									
78	N	George Washington	59 64	277	H	Massachusetts	71 60									
260	H	St. Bonaventure	89 79	78	H	George Washington	61 65									
246	H	La Salle	65 55	131	A	Saint Joseph's	65 57									
44	A	Dayton	66 71	260	A	St. Bonaventure	76 63									

Non-Div I Games:

George Mason

Average RPI Win: 184	WON-LOST RECORD	WINNING PCT. RANK	LAST 10 GAMES	STRENGTH OF SCHEDULE	OPP. STRENGTH OF SCHEDULE	TEAM RPI	ADJ. RPI	CONF. RPI	ADJ CONF. RPI
Average RPI Loss: 66									
DIV. I ONLY	19- 14	123	7- 3	51	97	78	78	11	11
DIV. I NON-CONF.	5- 8	219	0- 1	30	23	108	108	10	10

TOTALS	RPI 1-25	RPI 26-50	W-L RECORDS	RPI 51-100	RPI 101-999	RPI 201+			
19- 14	0- 3	1- 5	OVERALL	2- 3	16- 3	9- 1			
8- 8	0- 1	0- 3	HOME	2- 1	6- 3	5- 1			
8- 6	0- 1	0- 0	AWAY	0- 0	8- 0	4- 0			
3- 0	0- 0	1- 0	NEUTRAL	0- 0	2- 0	0- 0			
5- 8	0- 3	0- 3	NON-CONFERENCE	2- 1	3- 1	3- 0			
3- 4	0- 1	0- 2	HOME	2- 0	1- 1	1- 0			
2- 4	0- 2	0- 1	AWAY	0- 1	2- 0	2- 0			
0- 0	0- 0	0- 0	NEUTRAL	0- 0	0- 0	0- 0			
14- 6	0- 0	1- 2	CONFERENCE	0- 2	13- 2	6- 1			
5- 4	0- 0	0- 1	HOME	0- 1	5- 2	4- 1			
6- 2	0- 0	0- 1	AWAY	0- 1	6- 0	2- 0			
3- 0	0- 0	1- 0	NEUTRAL	0- 0	2- 0	0- 0			

RPI 1-25				RPI 26-50				RPI 51-100				Team's RPI : 78				RPI 101+			
RPI	S	Opponent	Score	RPI	S	Opponent	Score	RPI	S	Opponent	Score	RPI	S	Opponent	Score	RPI	S	Opponent	Score
7	A	Ohio St.	45 87	29	A	Princeton	52 72	52	H	American	61 44	106	A	George Mason	65 61				
18	A	Maryland	54 80	32	H	South Dakota St.	88 97	54	A	Mercer	44 61	106	H	George Mason	62 52				
19	H	South Fla.	78 83	41	H	Syracuse	62 74	72	H	Duquesne	53 54	106	N	George Mason	64 59				
				44	A	Dayton	55 66	75	A	Fordham	50 61	127	A	Saint Louis	71 58				
				44	H	Dayton	53 57	98	H	Georgetown	65 54	127	H	Saint Louis	69 72				
				44	N	Dayton	58 53					131	A	Saint Joseph's	49 46				
												131	N	Saint Joseph's	65 49				
												153	H	Vanderbilt	59 69				
												188	A	Davidson	53 48				
												204	H	Richmond	36 49				
												206	H	Wisconsin	61 46				
												246	H	La Salle	69 49				
												246	H	La Salle	60 45				
												260	A	St. Bonaventure	63 56				
												277	H	Massachusetts	55 49				
												281	A	VCU	61 39				
												282	A	Towson	66 43				
												284	A	Monmouth	59 45				
												334	H	Rhode Island	65 52				

LAST 12 Division I GAMES:																			
7	A	Ohio St.	45 87	131	A	Saint Joseph's	49 46												
131	N	Saint Joseph's	65 49	127	A	Saint Louis	71 58												
44	N	Dayton	58 53	277	H	Massachusetts	55 49												
106	N	George Mason	64 59	44	H	Dayton	53 57												
246	H	La Salle	69 49	106	A	George Mason	65 61												
204	H	Richmond	36 49	260	A	St. Bonaventure	63 56												

Non-Div I Games:

George Washington

Loss,
Non-Conf,
S Site,
H Home
A Away
N Neutral

Average RPI	Win:	142	WON-LOST	WINNING	LAST 10	STRENGTH OF	OPP. STRENGTH	TEAM	ADJ.	CONF.	ADJ CONF.
Average RPI	Loss:	13	RECORD	PCT. RANK	GAMES	SCHEDULE	OF SCHEDULE	RPI	RPI	RPI	RPI
DIV. I ONLY		26- 7		20	6- 4	48	50	25	25	2	2
DIV. I NON-CONF.		13- 2		9	1- 1	68	134	33	33	2	2

TOTALS	RPI 1-25		RPI 26-50		W-L RECORDS	RPI 51-100		RPI 101-999		RPI 201+	
26- 7	3- 6		1- 1		OVERALL	6- 0		16- 0		5- 0	
15- 4	1- 4		0- 0		HOME	3- 0		11- 0		5- 0	
10- 2	1- 1		1- 1		AWAY	3- 0		5- 0		0- 0	
1- 1	1- 1		0- 0		NEUTRAL	0- 0		0- 0		0- 0	
13- 2	0- 2		1- 0		NON-CONFERENCE	4- 0		8- 0		5- 0	
9- 2	0- 2		0- 0		HOME	3- 0		6- 0		5- 0	
4- 0	0- 0		1- 0		AWAY	1- 0		2- 0		0- 0	
0- 0	0- 0		0- 0		NEUTRAL	0- 0		0- 0		0- 0	
13- 5	3- 4		0- 1		CONFERENCE	2- 0		8- 0		0- 0	
6- 2	1- 2		0- 0		HOME	0- 0		5- 0		0- 0	
6- 2	1- 1		0- 1		AWAY	2- 0		3- 0		0- 0	
1- 1	1- 1		0- 0		NEUTRAL	0- 0		0- 0		0- 0	

RPI	S	Opponent	Score
4	H	Mississippi St.	62 86
10	H	South Carolina	65 77
10	N	South Carolina	49 71
11	H	Texas	53 81
12	A	Tennessee	46 62
14	H	Duke	40 66
17	A	Texas A&M	92 84
23	H	Missouri	62 50
23	N	Missouri	55 41

RPI	S	Opponent	Score
30	A	Virginia	64 61
31	A	LSU	60 71

RPI	S	Opponent	Score
54	A	Mercer	72 54
54	H	Mercer	68 63
65	H	Georgia Tech	60 53
86	A	Alabama	49 43
88	A	Kentucky	56 42
92	H	Wright St.	87 71

RPI	S	Opponent	Score
103	H	Auburn	60 48
142	H	Arkansas	78 65
145	A	N.C. A&T	73 63
153	A	Vanderbilt	81 52
153	H	Vanderbilt	67 55
159	A	BYU	79 63
167	A	Ole Miss	66 52
167	H	Ole Miss	69 45
180	A	Florida	66 57
180	H	Florida	63 43
183	H	Furman	79 44
240	H	North Florida	75 37
268	H	Howard	87 47
302	H	Wofford	95 56
306	H	Western Caro.	76 50
313	H	Tennessee Tech	56 48

LAST 12 Division I GAMES:

14	H	Duke	40 66
54	H	Mercer	68 63
10	N	South Carolina	49 71
23	N	Missouri	55 41
180	H	Florida	63 43
86	A	Alabama	49 43
167	A	Ole Miss	66 52
10	H	South Carolina	65 77
12	A	Tennessee	46 62
153	H	Vanderbilt	67 55
167	H	Ole Miss	69 45
31	A	LSU	60 71

Non-Div I Games:

Georgia

Average RPI Win: 268		WON-LOST RECORD		WINNING PCT. RANK		LAST 10 GAMES		STRENGTH OF SCHEDULE		OPP. STRENGTH OF SCHEDULE		TEAM RPI		ADJ. RPI		CONF. RPI		ADJ. CONF. RPI	
Average RPI Loss: 168																			
DIV. I ONLY		6- 22		314		3- 7		196		240		304		304		22		22	
DIV. I NON-CONF.		2- 7		285		0- 0		195		119		279		279		23		23	
TOTALS		RPI 1-25		RPI 26-50		W-L RECORDS		RPI 51-100		RPI 101-999		RPI 201+							
6- 22		0- 1		0- 0		OVERALL		0- 4		6- 17		4- 8							
5- 8		0- 0		0- 0		HOME		0- 2		5- 6		3- 2							
1- 13		0- 0		0- 0		AWAY		0- 0		1- 1		1- 0							
0- 1		0- 0		0- 0		NEUTRAL		0- 0		0- 1		0- 1							
2- 7		0- 1		0- 0		NON-CONFERENCE		0- 2		2- 4		1- 3							
2- 2		0- 0		0- 0		HOME		0- 1		2- 1		1- 1							
0- 5		0- 1		0- 0		AWAY		0- 1		0- 3		0- 2							
0- 0		0- 0		0- 0		NEUTRAL		0- 0		0- 0		0- 0							
4- 15		0- 0		0- 0		CONFERENCE		0- 2		4- 13		3- 5							
3- 6		0- 0		0- 0		HOME		0- 1		3- 5		2- 1							
1- 8		0- 0		0- 0		AWAY		0- 1		1- 7		1- 3							
0- 1		0- 0		0- 0		NEUTRAL		0- 0		0- 1		0- 1							

RPI 1-25				RPI 26-50				RPI 51-100				RPI 101+				Team's RPI: 304	
RPI	S	Opponent	Score	RPI	S	Opponent	Score	RPI	S	Opponent	Score	RPI	S	Opponent	Score		
4	A	Mississippi St.	50 106					58	H	Western Ky.	63 74	126	A	Texas St.	40 62		
								65	A	Georgia Tech	51 75	126	H	Texas St.	63 83		
								85	A	Little Rock	47 54	162	H	Louisiana	60 75		
								85	H	Little Rock	50 65	166	H	Jacksonville St.	55 41		
												168	A	South Ala.	52 88		
												168	H	South Ala.	69 70		
												175	A	Troy	86 90		
												175	H	Troy	85 78		
												178	A	UT Arlington	57 62		
												178	H	UT Arlington	76 81		
												180	A	Florida	66 82		
												220	A	Arkansas St.	63 76		
												220	H	Arkansas St.	58 75		
												222	A	Coastal Caro.	49 64		
												222	N	Coastal Caro.	55 74		
												241	H	Fla. Atlantic	50 82		
												252	A	UNCW	62 74		
												262	A	Appalachian St.	62 77		
												281	H	VCU	61 56		
												300	A	Kennesaw St.	61 71		
												325	A	Ga. Southern	66 58		
												325	H	Ga. Southern	71 56		
												338	H	La.-Monroe	70 57		
LAST 12 Division I GAMES:																	
				222	N	Coastal Caro.	55 74	338	H	La.-Monroe	70 57						
				168	H	South Ala.	69 70	162	H	Louisiana	60 75						
				175	H	Troy	85 78	85	A	Little Rock	47 54						
				178	A	UT Arlington	57 62	220	A	Arkansas St.	63 76						
				126	A	Texas St.	40 62	126	H	Texas St.	63 83						
				325	A	Ga. Southern	66 58	178	H	UT Arlington	76 81						

Non-Div I Games:	Allen	101	56	North Greenville	91	89
------------------	-------	-----	----	------------------	----	----

Georgi a St.

■ Loss, ■ Non-Conf, S Site, H Home A Away N Neutral

Average RPI Win: 167

Average RPI Loss: 35

WON-LOST
RECORDWINNING
PCT. RANKLAST 10
GAMESSTRENGTH OF
SCHEDULEOPP. STRENGTH
OF SCHEDULETEAM
RPIADJ.
RPICONF.
RPIADJ CONF.
RPIDIV. I ONLY
DIV. I NON-CONF.20- 14
13- 3115
266- 4
2- 132
5944
19365
2765
271
11
1

TOTALS

RPI 1-25

RPI 26-50

W-L RECORDS

RPI 51-100

RPI 101-999

RPI 201+

20- 14

0- 8

2- 4

OVERALL

3- 1

15- 1

7- 0

15- 3

0- 2

1- 1

HOME

2- 0

12- 0

6- 0

3- 9

0- 5

1- 2

AWAY

0- 1

2- 1

1- 0

2- 2

0- 1

0- 1

NEUTRAL

1- 0

1- 0

0- 0

13- 3

0- 2

2- 0

NON-CONFERENCE

2- 1

9- 0

6- 0

10- 0

0- 0

1- 0

HOME

1- 0

8- 0

5- 0

2- 2

0- 1

1- 0

AWAY

0- 1

1- 0

1- 0

1- 1

0- 1

0- 0

NEUTRAL

1- 0

0- 0

0- 0

7- 11

0- 6

0- 4

CONFERENCE

1- 0

6- 1

1- 0

5- 3

0- 2

0- 1

HOME

1- 0

4- 0

1- 0

1- 7

0- 4

0- 2

AWAY

0- 0

1- 1

0- 0

1- 1

0- 0

0- 1

NEUTRAL

0- 0

1- 0

0- 0

RPI 1-25

RPI 26-50

RPI 51-100 Team's RPI: 65

RPI 101+

RPI	S	Opponent	Score
1	A	Notre Dame	69 85
1	H	Notre Dame	54 77
3	H	Louisville	71 74
5	N	Baylor	57 80
9	A	Florida St.	61 64
14	A	Duke	59 77
16	A	NC State	43 56
25	A	Georgia	53 60

RPI	S	Opponent	Score
29	A	Princeton	67 56
30	H	Virginia	56 62
30	N	Virginia	58 60
41	A	Syracuse	77 88
47	A	Virginia Tech	62 68
48	H	Purdue	68 55

RPI	S	Opponent	Score
56	H	Miami (FL)	70 51
61	N	Penn	69 55
74	H	UAB	91 47
86	A	Alabama	59 61

RPI	S	Opponent	Score
111	H	Wake Forest	79 67
113	H	Middle Tenn.	48 45
114	H	North Carolina	79 61
134	H	Bethune-Cookman	85 32
163	A	Clemson	60 48
163	H	Clemson	66 33
163	N	Clemson	61 52
178	H	UT Arlington	80 52
185	A	Pittsburgh	62 68
209	H	Boston College	67 43
217	H	Southern Miss.	63 44
262	A	Appalachian St.	75 41
300	H	Kennesaw St.	86 48
304	H	Georgia St.	75 51
316	H	South Carolina St.	86 40
319	H	Charleston So.	78 51

LAST 12 Division I GAMES:

86	A	Alabama	59 61	56	H	Miami (FL)	70 51
74	H	UAB	91 47	114	H	North Carolina	79 61
134	H	Bethune-Cookman	85 32	1	A	Notre Dame	69 85
30	N	Virginia	58 60	209	H	Boston College	67 43
163	N	Clemson	61 52	163	A	Clemson	60 48
9	A	Florida St.	61 64	14	A	Duke	59 77

Non-Div I Games:

Georgia Tech

■ Loss,
 ■ Non-Conf, S Site,
 ■ Home
 ■ Away
 N Neutral

Average RPI Win: 180	WON-LOST RECORD	WINNING PCT. RANK	LAST 10 GAMES	STRENGTH OF SCHEDULE	OPP. STRENGTH OF SCHEDULE	TEAM RPI	ADJ. RPI	CONF. RPI	ADJ. CONF. RPI
Average RPI Loss: 64									
DIV. I ONLY	27- 6	14	8- 2	95	124	37	37	14	14
DIV. I NON-CONF.	7- 5	122	0- 1	31	78	66	66	12	12

TOTALS	RPI 1-25	RPI 26-50	W-L RECORDS	RPI 51-100	RPI 101-999	RPI 201+			
27- 6	0- 2	0- 0	OVERALL	2- 3	25- 1	8- 0			
12- 2	0- 0	0- 0	HOME	1- 2	11- 0	3- 0			
11- 2	0- 1	0- 0	AWAY	1- 0	10- 1	4- 0			
4- 2	0- 1	0- 0	NEUTRAL	0- 1	4- 0	1- 0			
7- 5	0- 2	0- 0	NON-CONFERENCE	1- 2	6- 1	1- 0			
4- 1	0- 0	0- 0	HOME	1- 1	3- 0	0- 0			
2- 2	0- 1	0- 0	AWAY	0- 0	2- 1	1- 0			
1- 2	0- 1	0- 0	NEUTRAL	0- 1	1- 0	0- 0			
20- 1	0- 0	0- 0	CONFERENCE	1- 1	19- 0	7- 0			
8- 1	0- 0	0- 0	HOME	0- 1	8- 0	3- 0			
9- 0	0- 0	0- 0	AWAY	1- 0	8- 0	3- 0			
3- 0	0- 0	0- 0	NEUTRAL	0- 0	3- 0	1- 0			

RPI 1-25				RPI 26-50				Team's RPI: 37				RPI 51-100				RPI 101+			
RPI	S	Opponent	Score	RPI	S	Opponent	Score	RPI	S	Opponent	Score	RPI	S	Opponent	Score	RPI	S	Opponent	Score
13	A	Stanford	68 82					67	N	Belmont	63 71	104	H	Western Ill.	80 65				
22	N	DePaul	71 88					79	A	Saint Mary's (CA)	73 65	108	A	Colorado St.	49 65				
								79	H	Saint Mary's (CA)	56 72	116	A	Washington St.	64 56				
								93	H	Saint Francis (PA)	97 74	130	H	Portland St.	91 52				
								95	H	UNLV	50 52	136	A	San Francisco	81 57				
												136	H	San Francisco	74 47				
												136	N	San Francisco	65 53				
												140	A	Loyola Marymount	75 69				
												140	H	Loyola Marymount	77 67				
												147	H	Eastern Wash.	69 45				
												149	N	Kent St.	77 57				
												159	A	BYU	84 70				
												159	H	BYU	62 37				
												165	A	San Diego	63 44				
												165	H	San Diego	58 54				
												165	N	San Diego	79 71				
												191	A	Pacific	99 72				
												191	H	Pacific	90 66				
												234	A	Montana	70 55				
												236	A	Pepperdine	67 48				
												236	H	Pepperdine	73 51				
												236	N	Pepperdine	81 70				
												289	A	Santa Clara	63 51				
												289	H	Santa Clara	71 44				
												318	A	Portland	70 56				
												318	H	Portland	75 36				

										LAST 12 Division I GAMES:									
										13	A	Stanford	68 82	236	A	Pepperdine	67 48		
										165	N	San Diego	79 71	140	A	Loyola Marymount	75 69		
										136	N	San Francisco	65 53	79	H	Saint Mary's (CA)	56 72		
										236	N	Pepperdine	81 70	191	H	Pacific	90 66		
										159	H	BYU	62 37	159	A	BYU	84 70		
										165	H	San Diego	58 54	165	A	San Diego	63 44		

Non-Div I Games:

Gonzaga

Average RPI Loss: 171

DIV. I ONLY	19- 14	123	7- 3	323	316	195	195	32	32
DIV. I NON-CONF.	3- 9	277	0- 1	245	84	267	267	32	32
TOTALS	RPI 1-25	RPI 26-50	W-L RECORDS	RPI 51-100	RPI 101-999	RPI 201+			
19- 14	0- 2	0- 0	OVERALL	0- 1	19- 11	17- 6			
11- 2	0- 1	0- 0	HOME	0- 0	11- 1	10- 1			
6- 11	0- 1	0- 0	AWAY	0- 0	6- 1	6- 1			
2- 1	0- 0	0- 0	NEUTRAL	0- 0	2- 1	1- 0			
3- 9	0- 2	0- 0	NON-CONFERENCE	0- 1	3- 6	3- 2			
2- 1	0- 1	0- 0	HOME	0- 0	2- 0	2- 0			
1- 7	0- 1	0- 0	AWAY	0- 1	1- 5	1- 2			
0- 1	0- 0	0- 0	NEUTRAL	0- 0	0- 1	0- 0			
16- 5	0- 0	0- 0	CONFERENCE	0- 0	16- 5	14- 4			
9- 1	0- 0	0- 0	HOME	0- 0	9- 1	8- 1			
5- 4	0- 0	0- 0	AWAY	0- 0	5- 4	5- 3			
2- 0	0- 0	0- 0	NEUTRAL	0- 0	2- 0	1- 0			

[illegible]

Grambling

Grand Canyon

Through Games Of April 1, 2018

Average RPI Win:	281	WON-LOST	WINNING	LAST 10	STRENGTH OF	OPP. STRENGTH	TEAM	ADJ.	CONF.	ADJ CONF.
Average RPI Loss:	201	RECORD	PCT. RANK	GAMES	SCHEDULE	OF SCHEDULE	RPI	RPI	RPI	RPI
DIV. I ONLY	14- 14	174	6- 4	332	332	251	251	31	31	
DIV. I NON-CONF.	4- 8	237	0- 0	292	263	269	269	31	31	

TOTALS	RPI 1-25	RPI 26-50	W-L RECORDS	RPI 51-100	RPI 101-999	RPI 201+				
14- 14	0- 1	0- 0	OVERALL	0- 2	14- 11	12- 8				
7- 5	0- 1	0- 0	HOME	0- 1	7- 3	6- 3				
6- 8	0- 0	0- 0	AWAY	0- 1	6- 7	5- 4				
1- 1	0- 0	0- 0	NEUTRAL	0- 0	1- 1	1- 1				
4- 8	0- 1	0- 0	NON-CONFERENCE	0- 2	4- 5	4- 2				
2- 3	0- 1	0- 0	HOME	0- 1	2- 1	2- 1				
2- 5	0- 0	0- 0	AWAY	0- 1	2- 4	2- 1				
0- 0	0- 0	0- 0	NEUTRAL	0- 0	0- 0	0- 0				
10- 6	0- 0	0- 0	CONFERENCE	0- 0	10- 6	8- 6				
5- 2	0- 0	0- 0	HOME	0- 0	5- 2	4- 2				
4- 3	0- 0	0- 0	AWAY	0- 0	4- 3	3- 3				
1- 1	0- 0	0- 0	NEUTRAL	0- 0	1- 1	1- 1				

RPI 1-25				RPI 26-50				RPI 51-100				RPI 101+				Team's RPI: 251
RPI	S	Opponent	Score	RPI	S	Opponent	Score	RPI	S	Opponent	Score	RPI	S	Opponent	Score	
14	H	Duke	61 74					95	A	UNLV	47 76	134	A	Bethune-Cookman	60 69	
								99	H	Rice	59 69	146	A	Cal Poly	69 75	
												190	A	Seattle U	64 57	
												190	H	Seattle U	74 63	
												196	A	Washington	65 79	
												211	A	CSU Bakersfield	77 76	
												211	H	CSU Bakersfield	40 69	
												211	N	CSU Bakersfield	55 61	
												221	A	New Mexico St.	60 64	
												221	H	New Mexico St.	50 34	
												241	A	Fla. Atlantic	77 73	
												283	A	UMKC	82 84	
												283	H	UMKC	59 62	
												289	H	Santa Clara	39 38	
												291	A	Valparaiso	75 80	
												301	H	Long Beach St.	63 65	
												305	A	Northern Ariz.	72 54	
												307	A	UTRGV	65 59	
												307	H	UTRGV	59 58	
												324	A	Utah Valley	64 84	
												324	H	Utah Valley	81 61	
												324	N	Utah Valley	72 56	
												329	H	Southern Utah	59 54	
												346	A	Chicago St.	59 43	
												346	H	Chicago St.	64 36	
LAST 12 Division I GAMES:																
				211	N	CSU Bakersfield	55 61			221	H	New Mexico St.	50 34			
				324	N	Utah Valley	72 56			307	H	UTRGV	59 58			
				211	A	CSU Bakersfield	77 76			346	A	Chicago St.	59 43			
				324	A	Utah Valley	64 84			283	A	UMKC	82 84			
				190	A	Seattle U	64 57			324	H	Utah Valley	81 61			
				211	H	CSU Bakersfield	40 69			283	H	UMKC	59 62			

Non-Div I Games: Arizona Christian 75 51 Benedictine Mesa 67 53

Grand Canyon

Loss,
Non-Conf,
S Site,
H Home
A Away
N Neutral

Average RPI Win:	170	WON-LOST	WINNING	LAST 10	STRENGTH OF	OPP. STRENGTH	TEAM	ADJ.	CONF.	ADJ CONF.
Average RPI Loss:	106	RECORD	PCT. RANK	GAMES	SCHEDULE	OF SCHEDULE	RPI	RPI	RPI	RPI
DIV. I ONLY	29- 4	8	8- 2	117	120	28	28	13	13	
DIV. I NON-CONF.	10- 2	20	0- 1	60	37	16	16	17	17	

TOTALS	RPI 1-25	RPI 26-50	W-L RECORDS	RPI 51-100	RPI 101-999	RPI 201+				
29- 4	1- 1	2- 1	OVERALL	6- 0	20- 2	10- 1				
13- 0	1- 0	1- 0	HOME	2- 0	9- 0	4- 0				
11- 2	0- 0	1- 0	AWAY	2- 0	8- 2	4- 1				
5- 2	0- 1	0- 1	NEUTRAL	2- 0	3- 0	2- 0				
10- 2	1- 1	2- 1	NON-CONFERENCE	1- 0	6- 0	4- 0				
4- 0	1- 0	1- 0	HOME	0- 0	2- 0	1- 0				
4- 0	0- 0	1- 0	AWAY	0- 0	3- 0	2- 0				
2- 2	0- 1	0- 1	NEUTRAL	1- 0	1- 0	1- 0				
19- 2	0- 0	0- 0	CONFERENCE	5- 0	14- 2	6- 1				
9- 0	0- 0	0- 0	HOME	2- 0	7- 0	3- 0				
7- 2	0- 0	0- 0	AWAY	2- 0	5- 2	2- 1				
3- 0	0- 0	0- 0	NEUTRAL	1- 0	2- 0	1- 0				

RPI 1-25				RPI 26-50				Team's RPI: 28				RPI 51-100				RPI 101+			
RPI	S	Opponent	Score	RPI	S	Opponent	Score	RPI	S	Opponent	Score	RPI	S	Opponent	Score	RPI	S	Opponent	Score
4	N	Mississippi St.	46 67	32	H	South Dakota St.	55 41	51	N	Arizona St.	61 48	110	H	Chattanooga	60 30				
21	H	Marquette	63 55	36	N	Minnesota	77 89	91	A	IUPUI	60 34	122	A	Milwaukee	65 36				
				44	A	Dayton	75 64	91	H	IUPUI	52 45	122	H	Milwaukee	52 29				
								92	A	Wright St.	58 51	128	A	Cleveland St.	60 71				
								92	H	Wright St.	75 68	128	H	Cleveland St.	69 43				
								92	N	Wright St.	62 44	154	A	Youngstown St.	67 42				
												154	H	Youngstown St.	65 56				
												154	N	Youngstown St.	66 45				
												177	A	Northwestern	63 57				
												194	A	Oakland	81 48				
												194	H	Oakland	78 48				
												206	A	Wisconsin	67 34				
												213	N	Columbia	61 43				
												256	A	Northern Ky.	54 62				
												256	H	Northern Ky.	58 41				
												256	N	Northern Ky.	62 49				
												270	H	Bradley	72 40				
												309	A	Loyola Chicago	76 39				
												327	A	Detroit Mercy	85 27				
												327	H	Detroit Mercy	88 45				
												332	A	Ill. -Chicago	66 37				
												332	H	Ill. -Chicago	65 36				

LAST 12 Division I GAMES:																			
				36	N	Minnesota	77 89	332	A	Ill. -Chicago	66 37								
				92	N	Wright St.	62 44	154	A	Youngstown St.	67 42								
				154	N	Youngstown St.	66 45	128	A	Cleveland St.	60 71								
				256	N	Northern Ky.	62 49	122	A	Milwaukee	65 36								
				327	H	Detroit Mercy	88 45	92	H	Wright St.	75 68								
				194	H	Oakland	78 48	256	H	Northern Ky.	58 41								

Non-Div I Games:

Green Bay

Loss,
Non-Conf, S Site,
H Home
A Away
N Neutral

Average RPI Win:	236	WON-LOST	WINNING	LAST 10	STRENGTH OF	OPP. STRENGTH	TEAM	ADJ.	CONF.	ADJ CONF.
Average RPI Loss:	115	RECORD	PCT. RANK	GAMES	SCHEDULE	OF SCHEDULE	RPI	RPI	RPI	RPI
DIV. I ONLY	19- 13	110	5- 5	153	255	137	137	20	20	
DIV. I NON-CONF.	8- 5	104	0- 0	189	230	132	132	24	24	

TOTALS	RPI 1-25	RPI 26-50	W-L RECORDS	RPI 51-100	RPI 101-999	RPI 201+				
19- 13	0- 0	0- 2	OVERALL	3- 5	16- 6	12- 1				
10- 4	0- 0	0- 1	HOME	1- 1	9- 2	7- 0				
4- 9	0- 0	0- 0	AWAY	0- 1	4- 1	3- 1				
5- 0	0- 0	0- 0	NEUTRAL	2- 0	3- 0	2- 0				
8- 5	0- 0	0- 2	NON-CONFERENCE	1- 1	7- 2	7- 0				
4- 2	0- 0	0- 1	HOME	0- 0	4- 1	4- 0				
1- 3	0- 0	0- 1	AWAY	0- 1	1- 1	1- 0				
3- 0	0- 0	0- 0	NEUTRAL	1- 0	2- 0	2- 0				
11- 8	0- 0	0- 0	CONFERENCE	2- 4	9- 4	5- 1				
6- 2	0- 0	0- 0	HOME	1- 1	5- 1	3- 0				
3- 6	0- 0	0- 0	AWAY	0- 3	3- 3	2- 1				
2- 0	0- 0	0- 0	NEUTRAL	1- 0	1- 0	0- 0				

RPI 1-25				RPI 26-50				RPI 51-100				RPI 101+				Team's RPI: 137	
RPI	S	Opponent	Score	RPI	S	Opponent	Score	RPI	S	Opponent	Score	RPI	S	Opponent	Score		
26	H	Villanova	53 71	26	H	Villanova	53 71	73	A	Maine	65 74	114	A	North Carolina	70 90		
41	A	Syracuse	63 75	41	A	Syracuse	63 75	73	A	Maine	56 59	119	H	Delaware	63 72		
								73	H	Maine	44 59	160	A	Binghamton	59 64		
								75	A	Fordham	44 69	160	H	Binghamton	61 45		
								82	A	Albany (NY)	53 66	160	N	Binghamton	72 68		
								82	H	Albany (NY)	70 55	181	A	New Hampshire	58 76		
								82	N	Albany (NY)	58 56	181	H	New Hampshire	85 49		
								90	N	Yale	78 70	189	A	Stony Brook	75 68		
												189	H	Stony Brook	58 66		
												203	H	Siena	71 62		
												230	H	Niagara	83 65		
												255	H	Hofstra	60 49		
												287	H	Central Conn. St.	68 52		
												295	A	Vermont	47 53		
												295	H	Vermont	91 52		
												298	A	Bryant	59 47		
												308	N	Alabama A&M	56 47		
												319	N	Charleston So.	62 43		
												323	A	UMBC	61 54		
												323	H	UMBC	65 54		
												348	A	UMass Lowell	81 42		
												348	H	UMass Lowell	78 56		
LAST 12 Division I GAMES:																	
				73	A	Maine	65 74					181	A	New Hampshire	58 76		
				82	N	Albany (NY)	58 56					82	A	Albany (NY)	53 66		
				160	N	Binghamton	72 68					73	A	Maine	56 59		
				160	H	Binghamton	61 45					189	H	Stony Brook	58 66		
				323	A	UMBC	61 54					181	H	New Hampshire	85 49		
				295	H	Vermont	91 52					348	H	UMass Lowell	78 56		

Non-Div I Games:

Hartford

Average RPI Win:	181	WON-LOST	WINNING	LAST 10	STRENGTH OF	OPP. STRENGTH	TEAM	ADJ.	CONF.	ADJ CONF.
Average RPI Loss:	75	RECORD	PCT. RANK	GAMES	SCHEDULE	OF SCHEDULE	RPI	RPI	RPI	RPI
DIV. I ONLY	18- 11	101	5- 5	62	110	62	62	9	9	
DIV. I NON-CONF.	8- 6	138	0- 1	91	168	81	81	9	9	

TOTALS	RPI 1-25	RPI 26-50	W-L RECORDS	RPI 51-100	RPI 101-999	RPI 201+				
18- 11	0- 0	1- 4	OVERALL	2- 5	15- 2	9- 0				
12- 0	0- 0	1- 0	HOME	2- 0	9- 0	6- 0				
4- 10	0- 0	0- 3	AWAY	0- 5	4- 2	2- 0				
2- 1	0- 0	0- 1	NEUTRAL	0- 0	2- 0	1- 0				
8- 6	0- 0	0- 3	NON-CONFERENCE	0- 2	8- 1	5- 0				
5- 0	0- 0	0- 0	HOME	0- 0	5- 0	4- 0				
1- 5	0- 0	0- 2	AWAY	0- 2	1- 1	0- 0				
2- 1	0- 0	0- 1	NEUTRAL	0- 0	2- 0	1- 0				
10- 5	0- 0	1- 1	CONFERENCE	2- 3	7- 1	4- 0				
7- 0	0- 0	1- 0	HOME	2- 0	4- 0	2- 0				
3- 5	0- 0	0- 1	AWAY	0- 3	3- 1	2- 0				
0- 0	0- 0	0- 0	NEUTRAL	0- 0	0- 0	0- 0				

H
a
r
v
a
r
dH
a
r
v
a
r
d

RPI 1-25				RPI 26-50				RPI 51-100				Team's RPI : 62				RPI 101+			
RPI	S	Opponent	Score	RPI	S	Opponent	Score	RPI	S	Opponent	Score	RPI	S	Opponent	Score	RPI	S	Opponent	Score
				29	A	Princeton	47 80	61	A	Penn	52 57	121	A	Dartmouth	56 63				
				29	H	Princeton	72 58	61	A	Penn	49 69	121	H	Dartmouth	76 65				
				30	A	Virginia	48 50	61	H	Penn	55 52	145	N	N. C. A&T	64 60				
				44	N	Dayton	66 72	73	A	Maine	51 76	155	A	Northeastern	79 69				
				45	A	FGCU	56 65	75	A	Fordham	47 65	172	A	Brown	86 74				
								90	A	Yale	63 69	172	H	Brown	87 85				
								90	H	Yale	97 73	189	H	Stony Brook	60 53				
												192	A	Temple	64 86				
												203	H	Siena	75 67				
												213	A	Columbia	78 59				
												213	H	Columbia	85 67				
												229	N	Akron	76 63				
												235	H	Boston U.	80 70				
												246	H	La Salle	70 61				
												247	H	Sacred Heart	70 62				
												266	A	Cornell	91 57				
												266	H	Cornell	80 58				
LAST 12 Division I GAMES:																			
				75	A	Fordham	47 65	90	A	Yale	63 69								
				61	A	Penn	52 57	172	A	Brown	86 74								
				213	A	Columbia	78 59	61	A	Penn	49 69								
				266	A	Cornell	91 57	29	A	Princeton	47 80								
				29	H	Princeton	72 58	266	H	Cornell	80 58								
				61	H	Penn	55 52	213	H	Columbia	85 67								

Non-Div I Games:

Harvard

Average RPI Win: 230
Average RPI Loss: 156

WON-LOST
RECORD

WINNING
PCT. RANK

LAST 10
GAMES

STRENGTH OF
SCHEDULE

OPP. STRENGTH
OF SCHEDULE

TEAM
RPI

ADJ.
RPI

CONF.
RPI

ADJ CONF.
RPI

DIV. I ONLY	11- 18	236	4- 6	204	192	253	253	21	21
DIV. I NON-CONF.	6- 6	169	0- 0	151	109	177	177	19	19
TOTALS	RPI 1-25	RPI 26-50	W-L RECORDS	RPI 51-100	RPI 101-999	RPI 201+			
11- 18	0- 2	0- 1	OVERALL	0- 3	11- 12	7- 5			
8- 7	0- 0	0- 1	HOME	0- 2	8- 4	6- 0			
3- 8	0- 0	0- 0	AWAY	0- 1	3- 7	1- 5			
0- 3	0- 2	0- 0	NEUTRAL	0- 0	0- 1	0- 0			
6- 6	0- 2	0- 1	NON-CONFERENCE	0- 1	6- 2	3- 1			
4- 3	0- 0	0- 1	HOME	0- 1	4- 1	2- 0			
2- 1	0- 0	0- 0	AWAY	0- 0	2- 1	1- 1			
0- 2	0- 2	0- 0	NEUTRAL	0- 0	0- 0	0- 0			
5- 12	0- 0	0- 0	CONFERENCE	0- 2	5- 10	4- 4			
4- 4	0- 0	0- 0	HOME	0- 1	4- 3	4- 0			
1- 7	0- 0	0- 0	AWAY	0- 1	1- 6	0- 4			
0- 1	0- 0	0- 0	NEUTRAL	0- 0	0- 1	0- 0			

RPI 1-25				RPI 26-50				RPI 51-100				RPI 101+ Team's RPI: 253			
RPI	S	Opponent	Score	RPI	S	Opponent	Score	RPI	S	Opponent	Score	RPI	S	Opponent	Score
6	N	Oregon	44 85	48	H	Purdue	67 79	55	H	Southern Cal i forn i a	60 71	143	H	Idaho St.	62 64
17	N	Texas A&M	59 103					66	A	UC Davi s	52 76	146	A	Cal Poly	50 52
								66	H	UC Davi s	56 68	146	H	Cal Poly	61 67
												161	H	Mar i st	70 63
												165	H	San Di ego	64 63
												170	A	CSUN	56 54
												170	H	CSUN	58 70
												170	N	CSUN	57 62
												190	A	Seattle U	73 58
												199	A	UC Irvi ne	66 70
												199	H	UC Irvi ne	67 74
												207	A	UC Santa Barbara	61 71
												207	H	UC Santa Barbara	73 64
												216	H	Montana St.	81 75
												225	A	UC Ri versi de	57 79
												225	H	UC Ri versi de	63 57
												271	A	Ari zona	65 60
												301	A	Long Beach St.	80 85
												301	H	Long Beach St.	74 66
												305	H	Northern Ari z.	84 68
												318	A	Portland	47 76
												320	A	Cal St. Fullerton	57 69
												320	H	Cal St. Fullerton	59 54
LAST 12 Divi s i on I GAMES:															
				170	N	CSUN	57 62	320	H	Cal St. Fullerton	59 54				
				146	H	Cal Poly	61 67	207	A	UC Santa Barbara	61 71				
				207	H	UC Santa Barbara	73 64	146	A	Cal Poly	50 52				
				301	A	Long Beach St.	80 85	225	H	UC Ri versi de	63 57				
				170	A	CSUN	56 54	170	H	CSUN	58 70				
				66	H	UC Davi s	56 68	199	A	UC Irvi ne	66 70				

Non-Div I Games: Hawai i Paci fi c 67 57

Hawai i

Loss, Non-Conf, S Site, H Home A Away N Neutral

Average RPI Win:	277	WON-LOST	WINNING	LAST 10	STRENGTH OF	OPP. STRENGTH	TEAM	ADJ.	CONF.	ADJ CONF.
Average RPI Loss:	134	RECORD	PCT. RANK	GAMES	SCHEDULE	OF SCHEDULE	RPI	RPI	RPI	RPI
DIV. I ONLY	15- 14	163	4- 6	238	277	187	187	27	27	
DIV. I NON-CONF.	4- 5	197	0- 0	156	104	142	142	28	28	

TOTALS	RPI 1-25	RPI 26-50	W-L RECORDS	RPI 51-100	RPI 101-999	RPI 201+				
15- 14	0- 1	0- 1	OVERALL	0- 4	15- 8	15- 4				
6- 6	0- 0	0- 0	HOME	0- 2	6- 4	6- 2				
8- 8	0- 0	0- 0	AWAY	0- 1	8- 3	8- 1				
1- 0	0- 0	0- 0	NEUTRAL	0- 0	1- 0	1- 0				
4- 5	0- 1	0- 1	NON-CONFERENCE	0- 1	4- 2	4- 0				
1- 2	0- 0	0- 0	HOME	0- 1	1- 1	1- 0				
3- 3	0- 1	0- 1	AWAY	0- 0	3- 1	3- 0				
0- 0	0- 0	0- 0	NEUTRAL	0- 0	0- 0	0- 0				
11- 9	0- 0	0- 0	CONFERENCE	0- 3	11- 6	11- 4				
5- 4	0- 0	0- 0	HOME	0- 1	5- 3	5- 2				
5- 5	0- 0	0- 0	AWAY	0- 2	5- 3	5- 2				
1- 0	0- 0	0- 0	NEUTRAL	0- 0	1- 0	1- 0				

RPI 1-25				RPI 26-50				RPI 51-100				RPI 101+				Team's RPI: 187
RPI	S	Opponent	Score	RPI	S	Opponent	Score	RPI	S	Opponent	Score	RPI	S	Opponent	Score	
14	A	Duke	50 77	47	A	Virginia Tech	63 86	74	H	UAB	61 77	120	A	Ohio	61 64	
								81	A	Liberty	54 78	124	A	Radford	47 50	
								81	A	Liberty	49 57	124	H	Radford	48 63	
								81	H	Liberty	42 65	188	H	Dav idson	74 82	
												208	A	Stetson	69 64	
												210	A	UNC Asheville	58 45	
												210	H	UNC Asheville	59 78	
												219	A	Norfol k St.	59 56	
												223	A	UNCG	81 72	
												226	A	Gardner-Webb	47 54	
												226	H	Gardner-Webb	83 80	
												248	A	Presbyteri an	55 62	
												248	H	Presbyteri an	81 55	
												248	N	Presbyteri an	62 60	
												257	A	Campbel l	62 53	
												257	H	Campbel l	44 51	
												306	H	Western Caro.	75 69	
												319	A	Charleston So.	75 74	
												319	H	Charleston So.	52 49	
												343	A	Winthrop	79 58	
												343	H	Winthrop	77 40	
												344	A	Longwood	75 39	
												344	H	Longwood	62 41	

LAST 12 Division I GAMES:																
				81	A	Liberty	54 78	248	A	Presbyteri an	55 62					
				248	N	Presbyteri an	62 60	343	H	Winthrop	77 40					
				81	A	Liberty	49 57	210	H	UNC Asheville	59 78					
				124	H	Radford	48 63	344	A	Longwood	75 39					
				226	A	Gardner-Webb	47 54	257	H	Campbel l	44 51					
				319	H	Charleston So.	52 49	81	H	Liberty	42 65					

Non-Div I Games: N. C. Wesleyan 111 54 Barton 82 69

High Point

H
o
f
s
t
r
a

Hofstra				Through Games Of April 1, 2018						
Average RPI Win:	249	WON-LOST	WINNING	LAST 10	STRENGTH OF	OPP. STRENGTH	TEAM	ADJ.	CONF.	ADJ CONF.
Average RPI Loss:	140	RECORD	PCT. RANK	GAMES	SCHEDULE	OF SCHEDULE	RPI	RPI	RPI	RPI
DIV. I ONLY	11- 19	241	1- 9	254	154	255	255	10	10	
DIV. I NON-CONF.	6- 5	149	0- 0	321	260	235	235	11	11	

TOTALS	RPI 1-25	RPI 26-50	W-L RECORDS	RPI 51-100	RPI 101-999	RPI 201+				
11- 19	0- 0	0- 2	OVERALL	0- 5	11- 12	9- 5				
6- 8	0- 0	0- 1	HOME	0- 2	6- 5	5- 2				
4- 10	0- 0	0- 1	AWAY	0- 3	4- 6	4- 2				
1- 1	0- 0	0- 0	NEUTRAL	0- 0	1- 1	0- 1				
6- 5	0- 0	0- 0	NON-CONFERENCE	0- 1	6- 4	5- 2				
3- 2	0- 0	0- 0	HOME	0- 0	3- 2	3- 1				
2- 3	0- 0	0- 0	AWAY	0- 1	2- 2	2- 1				
1- 0	0- 0	0- 0	NEUTRAL	0- 0	1- 0	0- 0				
5- 14	0- 0	0- 2	CONFERENCE	0- 4	5- 8	4- 3				
3- 6	0- 0	0- 1	HOME	0- 2	3- 3	2- 1				
2- 7	0- 0	0- 1	AWAY	0- 2	2- 4	2- 1				
0- 1	0- 0	0- 0	NEUTRAL	0- 0	0- 1	0- 1				

H
o
f
s
t
r
a

RPI 1-25				RPI 26-50				RPI 51-100				RPI 101+ Team's RPI: 255			
RPI	S	Opponent	Score	RPI	S	Opponent	Score	RPI	S	Opponent	Score	RPI	S	Opponent	Score
35	A	Elon	55 80	35	H	Elon	65 72	59	A	Drexel	38 47	111	N	Wake Forest	69 66
								59	H	Drexel	47 58	119	A	Delaware	41 61
								70	A	James Madison	56 73	119	H	Delaware	51 58
								70	H	James Madison	42 55	137	A	Hartford	49 60
								95	A	UNLV	52 68	155	A	Northeastern	54 58
												155	H	Northeastern	50 55
												157	A	William & Mary	53 63
												157	H	William & Mary	65 54
												189	H	Stony Brook	49 73
												203	H	Siena	60 70
												213	A	Columbia	53 75
												242	H	Holy Cross	69 63
												247	A	Sacred Heart	86 81
												252	A	UNCW	69 61
												252	H	UNCW	55 59
												260	H	St. Bonaventure	71 68
												263	A	Col. of Charleston	75 60
												263	H	Col. of Charleston	65 60
												263	N	Col. of Charleston	72 88
												282	A	Towson	72 73
												282	H	Towson	83 72
												323	H	UMBC	71 55
												342	A	Iona	68 43

LAST 12 Division I GAMES:															
263	N	Col. of Charleston	72 88	119	A	Delaware	41 61	282	A	Towson	72 73	252	H	UNCW	55 59
155	A	Northeastern	54 58	282	A	Towson	72 73	157	A	William & Mary	53 63	70	A	James Madison	56 73
35	A	Elon	55 80	59	H	Drexel	47 58	59	H	Drexel	47 58				
155	H	Northeastern	50 55												
282	H	Towson	83 72												
35	H	Elon	65 72												

Non-Div I Games:

Hofstra

Average RPI Win:	265	WON-LOST	WINNING	LAST 10	STRENGTH OF	OPP. STRENGTH	TEAM	ADJ.	CONF.	ADJ CONF.
Average RPI Loss:	147	RECORD	PCT. RANK	GAMES	SCHEDULE	OF SCHEDULE	RPI	RPI	RPI	RPI
DIV. I ONLY	13- 18	219	3- 7	269	226	242	242	16	16	
DIV. I NON-CONF.	5- 6	187	0- 0	332	324	271	271	18	18	

TOTALS	RPI 1-25	RPI 26-50	W-L RECORDS	RPI 51-100	RPI 101-999	RPI 201+				
13- 18	0- 0	0- 0	OVERALL	0- 8	13- 10	12- 6				
5- 10	0- 0	0- 0	HOME	0- 4	5- 6	5- 4				
8- 8	0- 0	0- 0	AWAY	0- 4	8- 4	7- 2				
0- 0	0- 0	0- 0	NEUTRAL	0- 0	0- 0	0- 0				
5- 6	0- 0	0- 0	NON-CONFERENCE	0- 1	5- 5	5- 2				
2- 3	0- 0	0- 0	HOME	0- 1	2- 2	2- 1				
3- 3	0- 0	0- 0	AWAY	0- 0	3- 3	3- 1				
0- 0	0- 0	0- 0	NEUTRAL	0- 0	0- 0	0- 0				
8- 12	0- 0	0- 0	CONFERENCE	0- 7	8- 5	7- 4				
3- 7	0- 0	0- 0	HOME	0- 3	3- 4	3- 3				
5- 5	0- 0	0- 0	AWAY	0- 4	5- 1	4- 1				
0- 0	0- 0	0- 0	NEUTRAL	0- 0	0- 0	0- 0				

RPI 1-25				RPI 26-50				RPI 51-100				RPI 101+ Team's RPI: 242					
RPI	S	Opponent	Score	RPI	S	Opponent	Score	RPI	S	Opponent	Score	RPI	S	Opponent	Score		
								52	A	American	57	72	121	H	Dartmouth	74	76
								52	H	American	63	68	152	A	Army West Point	70	62
								76	A	Navy	54	62	152	H	Army West Point	57	66
								76	H	Navy	58	65	161	A	Marist	74	85
								82	H	Albany (NY)	56	65	172	A	Brown	78	82
								94	A	Bucknell I	53	67	209	H	Boston College	61	70
								94	A	Bucknell I	63	72	212	A	Lehigh	65	62
								94	H	Bucknell I	47	71	212	H	Lehigh	54	49
													235	A	Boston U.	60	57
													235	H	Boston U.	58	64
													237	A	Lafayette	69	56
													237	H	Lafayette	65	69
													238	A	Loyola Maryland	60	77
													238	H	Loyola Maryland	58	65
													254	A	Rider	83	56
													255	A	Hofstra	63	69
													290	A	Colgate	71	64
													290	H	Colgate	66	47
													290	H	Colgate	61	52
													295	H	Vermont	64	53
													298	H	Bryant	59	57
													334	A	Rhode Island	69	63
													348	A	UMass Lowell	84	56
LAST 12 Division I GAMES:																	
								94	A	Bucknell I	53	67	152	H	Army West Point	57	66
								290	H	Colgate	66	47	235	H	Boston U.	58	64
								212	A	Lehigh	65	62	76	A	Navy	54	62
								290	H	Colgate	61	52	238	H	Loyola Maryland	58	65
								52	A	American	57	72	237	A	Lafayette	69	56
								94	A	Bucknell I	63	72	52	H	American	63	68

Non-Div I Games:

Holy Cross

■ Loss,
 ■ Non-Conf,
 ■ S Site,
 ■ Home
 ■ A Away
 N Neutral

Average RPI Win:	173	WON-LOST	WINNING	LAST 10	STRENGTH OF	OPP. STRENGTH	TEAM	ADJ.	CONF.	ADJ CONF.
Average RPI Loss:	103	RECORD	PCT. RANK	GAMES	SCHEDULE	OF SCHEDULE	RPI	RPI	RPI	RPI
DIV. I ONLY	20- 12	95	4- 6	116	92	80	80	7	7	
DIV. I NON-CONF.	11- 4	57	0- 1	109	136	46	46	7	7	

TOTALS	RPI 1-25	RPI 26-50	W-L RECORDS	RPI 51-100	RPI 101-999	RPI 201+				
20- 12	0- 3	0- 2	OVERALL	1- 1	19- 6	6- 3				
10- 3	0- 1	0- 1	HOME	0- 0	10- 1	4- 0				
7- 8	0- 2	0- 1	AWAY	0- 1	7- 4	2- 2				
3- 1	0- 0	0- 0	NEUTRAL	1- 0	2- 1	0- 1				
11- 4	0- 1	0- 1	NON-CONFERENCE	1- 1	10- 1	4- 1				
5- 0	0- 0	0- 0	HOME	0- 0	5- 0	3- 0				
3- 4	0- 1	0- 1	AWAY	0- 1	3- 1	1- 1				
3- 0	0- 0	0- 0	NEUTRAL	1- 0	2- 0	0- 0				
9- 8	0- 2	0- 1	CONFERENCE	0- 0	9- 5	2- 2				
5- 3	0- 1	0- 1	HOME	0- 0	5- 1	1- 0				
4- 4	0- 1	0- 0	AWAY	0- 0	4- 3	1- 1				
0- 1	0- 0	0- 0	NEUTRAL	0- 0	0- 1	0- 1				

RPI	S	Opponent	Score	RPI	S	Opponent	Score	RPI	S	Opponent	Score	RPI	S	Opponent	Score
2	H	UConn	35 95	42	A	Rutgers	57 75	63	A	South Dakota	58 65	106	H	George Mason	82 73
17	A	Texas A&M	65 83	50	H	UCF	59 64	81	N	Liberty	75 68	115	H	ETSU	88 69
19	A	South Fla.	65 81									117	A	Cincinnati	57 61
												117	H	Cincinnati	82 88
												122	N	Milwaukee	74 59
												126	A	Texas St.	72 67
												129	A	Tulane	98 92
												129	H	Tulane	72 48
												150	A	Wichita St.	73 62
												150	H	Wichita St.	73 55
												155	N	Northeastern	72 64
												178	A	UT Arlington	62 58
												192	A	Temple	99 75
												196	H	Memphis	66 55
												198	A	East Carolina	78 80
												198	H	East Carolina	97 81
												202	A	Tulsa	77 83
												202	N	Tulsa	72 98
												209	A	Boston College	74 79
												213	H	Columbia	77 53
												215	A	SMU	85 75
												215	H	SMU	60 56
												231	A	New Orleans	78 66
												249	H	Texas Tech	79 75
												314	H	Incarinate Word	98 67
LAST 12 Division I GAMES:															
63	A	South Dakota	58 65	202	A	Tulsa	77 83								
202	N	Tulsa	72 98	196	H	Memphis	66 55								
117	A	Cincinnati	57 61	150	A	Wichita St.	73 62								
50	H	UCF	59 64	129	H	Tulane	72 48								
19	A	South Fla.	65 81	215	H	SMU	60 56								
198	H	East Carolina	97 81	198	A	East Carolina	78 80								

Non-Div I Games:

Houston

Average RPI Win:	319	WON-LOST	WINNING	LAST 10	STRENGTH OF	OPP. STRENGTH	TEAM	ADJ.	CONF.	ADJ CONF.
Average RPI Loss:	180	RECORD	PCT. RANK	GAMES	SCHEDULE	OF SCHEDULE	RPI	RPI	RPI	RPI
DIV. I ONLY	6- 18	297	4- 6	307	282	310	310	26	26	
DIV. I NON-CONF.	0- 6	337	0- 0	142	214	326	326	25	25	

TOTALS	RPI 1-25	RPI 26-50	W-L RECORDS	RPI 51-100	RPI 101-999	RPI 201+				
6- 18	0- 1	0- 0	OVERALL	0- 1	6- 16	6- 7				
3- 6	0- 0	0- 0	HOME	0- 0	3- 6	3- 3				
3- 12	0- 1	0- 0	AWAY	0- 1	3- 10	3- 4				
0- 0	0- 0	0- 0	NEUTRAL	0- 0	0- 0	0- 0				
0- 6	0- 1	0- 0	NON-CONFERENCE	0- 1	0- 4	0- 1				
0- 0	0- 0	0- 0	HOME	0- 0	0- 0	0- 0				
0- 6	0- 1	0- 0	AWAY	0- 1	0- 4	0- 1				
0- 0	0- 0	0- 0	NEUTRAL	0- 0	0- 0	0- 0				
6- 12	0- 0	0- 0	CONFERENCE	0- 0	6- 12	6- 6				
3- 6	0- 0	0- 0	HOME	0- 0	3- 6	3- 3				
3- 6	0- 0	0- 0	AWAY	0- 0	3- 6	3- 3				
0- 0	0- 0	0- 0	NEUTRAL	0- 0	0- 0	0- 0				

RPI 1-25				RPI 26-50				RPI 51-100				RPI 101+				Team's RPI: 310
RPI	S	Opponent	Score	RPI	S	Opponent	Score	RPI	S	Opponent	Score	RPI	S	Opponent	Score	
19	A	South Fla.	43 90					99	A	Rice	45 67	102	A	Lamar University	55 90	
												102	H	Lamar University	51 79	
												112	H	SFA	54 76	
												118	A	Central Ark.	56 64	
												141	A	Louisiana Tech	62 85	
												174	A	Oral Roberts	56 78	
												176	A	UTEP	62 69	
												179	A	Nicholls St.	45 63	
												179	H	Nicholls St.	61 73	
												227	A	A&M-Corpus Christi	49 50	
												227	H	A&M-Corpus Christi	68 73	
												231	A	New Orleans	52 70	
												244	A	Abilene Christian	68 80	
												278	A	McNeese	67 61	
												278	H	McNeese	74 86	
												297	H	Southeastern La.	61 76	
												314	A	Incarnate Word	58 56	
												314	H	Incarnate Word	67 56	
												336	A	Sam Houston St.	69 61	
												336	H	Sam Houston St.	65 62	
												337	H	Northwestern St.	57 51	
												338	A	La. -Monroe	73 77	

LAST 12 Division I GAMES:																
227	H	A&M-Corpus Christi	68 73	179	A	Nicholls St.	45 63									
314	H	Incarnate Word	67 56	118	A	Central Ark.	56 64									
278	A	McNeese	67 61	112	H	SFA	54 76									
102	A	Lamar University	55 90	227	A	A&M-Corpus Christi	49 50									
336	H	Sam Houston St.	65 62	314	A	Incarnate Word	58 56									
337	H	Northwestern St.	57 51	278	H	McNeese	74 86									

Non-Div I Games: LeTourneau 88 43 Paul Quinn 74 54 Huston-Tillotson 76 72 Jarvis Christian 78 30
Houston Baptist

Average RPI Win: 292	WON-LOST RECORD	WINNING PCT. RANK	LAST 10 GAMES	STRENGTH OF SCHEDULE	OPP. STRENGTH OF SCHEDULE	TEAM RPI	ADJ. RPI	CONF. RPI	ADJ CONF. RPI
Average RPI Loss: 184									
DIV. I ONLY	12- 18	228	5- 5	283	336	268	268	30	30
DIV. I NON-CONF.	4- 9	246	0- 0	108	269	238	238	30	30

TOTALS	RPI 1-25	RPI 26-50	W-L RECORDS	RPI 51-100	RPI 101-999	RPI 201+			
12- 18	0- 2	0- 0	OVERALL	0- 2	12- 14	11- 8			
8- 6	0- 0	0- 0	HOME	0- 0	8- 6	7- 2			
4- 11	0- 0	0- 0	AWAY	0- 0	4- 1	4- 1			
0- 1	0- 0	0- 0	NEUTRAL	0- 0	0- 1	0- 1			
4- 9	0- 2	0- 0	NON-CONFERENCE	0- 2	4- 5	4- 2			
4- 2	0- 0	0- 0	HOME	0- 0	4- 2	4- 0			
0- 7	0- 2	0- 0	AWAY	0- 2	0- 3	0- 2			
0- 0	0- 0	0- 0	NEUTRAL	0- 0	0- 0	0- 0			
8- 9	0- 0	0- 0	CONFERENCE	0- 0	8- 9	7- 6			
4- 4	0- 0	0- 0	HOME	0- 0	4- 4	3- 2			
4- 4	0- 0	0- 0	AWAY	0- 0	4- 4	4- 3			
0- 1	0- 0	0- 0	NEUTRAL	0- 0	0- 1	0- 1			

RPI 1-25				RPI 26-50				RPI 51-100				RPI 101+ Team's RPI: 268			
RPI	S	Opponent	Score	RPI	S	Opponent	Score	RPI	S	Opponent	Score	RPI	S	Opponent	Score
18	A	Maryland	49 111					54	A	Mercer	44 70	117	A	Cincinnati	53 87
25	A	Georgia	47 87					98	A	Georgetown	41 93	134	H	Bethune-Cookman	55 59
												145	A	N.C. A&T	53 91
												145	H	N.C. A&T	68 76
												156	H	Hampton	68 63
												157	H	William & Mary	71 83
												172	H	Brown	81 85
												203	A	Siena	61 72
												219	H	Norfolk St.	53 59
												257	H	Campbell	63 61
												267	A	UMES	52 58
												267	H	UMES	79 83
												272	A	Morgan St.	68 61
												275	H	St. Francis Brooklyn	72 69
												280	H	Fairleigh Dickinson	68 65
												295	A	Vermont	65 88
												299	H	FIU	69 62
												316	A	South Carolina St.	68 58
												321	A	N.C. Central	77 78
												321	H	N.C. Central	69 54
												322	A	Coppin St.	87 69
												333	H	Delaware St.	78 70
												335	A	Florida A&M	59 74
												335	H	Florida A&M	76 65
												335	N	Florida A&M	64 69
												340	A	Savannah St.	87 59
LAST 12 Division I GAMES:															
335	N	Florida A&M	64 69	267	H	UMES	79 83								
322	A	Coppin St.	87 69	156	H	Hampton	68 63								
219	H	Norfolk St.	53 59	272	A	Morgan St.	68 61								
333	H	Delaware St.	78 70	335	H	Florida A&M	76 65								
321	A	N.C. Central	77 78	267	A	UMES	52 58								
145	A	N.C. A&T	53 91	145	H	N.C. A&T	68 76								

Non-Div I Games:

Howard

IUPUI				Through Games Of April 1, 2018																
Average RPI Win:		213	WON-LOST		WINNING		LAST 10		STRENGTH OF		OPP. STRENGTH		TEAM		ADJ.		CONF.		ADJ CONF.	
Average RPI Loss:		72	RECORD		PCT. RANK		GAMES		SCHEDULE		OF SCHEDULE		RPI		RPI		RPI		RPI	
DIV. I ONLY			21- 10		70		5- 5		155		128		91		91		13		13	
DIV. I NON-CONF.			7- 4		97		0- 1		187		51		89		89		17		17	
TOTALS		RPI 1-25		RPI 26-50		W-L RECORDS		RPI 51-100		RPI 101-999		RPI 201+								
21- 10		0- 1		0- 4		OVERALL		2- 3		19- 2		9- 0								
6- 6		0- 0		0- 2		HOME		0- 2		6- 2		4- 0								
13- 3		0- 1		0- 2		AWAY		1- 0		12- 0		5- 0								
2- 1		0- 0		0- 0		NEUTRAL		1- 1		1- 0		0- 0								
7- 4		0- 1		0- 2		NON-CONFERENCE		1- 1		6- 0		3- 0								
1- 2		0- 0		0- 1		HOME		0- 1		1- 0		1- 0								
5- 2		0- 1		0- 1		AWAY		0- 0		5- 0		2- 0								
1- 0		0- 0		0- 0		NEUTRAL		1- 0		0- 0		0- 0								
14- 6		0- 0		0- 2		CONFERENCE		1- 2		13- 2		6- 0								
5- 4		0- 0		0- 1		HOME		0- 1		5- 2		3- 0								
8- 1		0- 0		0- 1		AWAY		1- 0		7- 0		3- 0								
1- 1		0- 0		0- 0		NEUTRAL		0- 1		1- 0		0- 0								

RPI 1-25				RPI 26-50				RPI 51-100				Team's RPI: 91				RPI 101+			
RPI	S	Opponent	Score	RPI	S	Opponent	Score	RPI	S	Opponent	Score	RPI	S	Opponent	Score	RPI	S	Opponent	Score
22	A	DePaul	71 85	28	A	Green Bay	45 52	77	N	Wyomi ng	65 59	120	A	Ohio	76 52				
				28	H	Green Bay	34 60	83	H	Mi ami (OH)	83 96	122	A	Milwaukee	70 68				
				48	H	Purdue	46 48	92	A	Wright St.	64 61	122	H	Milwaukee	60 67				
				50	A	UCF	59 63	92	H	Wright St.	63 66	128	A	Cleveland St.	77 64				
								92	N	Wright St.	52 60	128	H	Cleveland St.	94 56				
												135	A	UNI	54 48				
												154	A	Youngstown St.	65 43				
												154	H	Youngstown St.	67 70				
												194	A	Oakl and	73 55				
												194	H	Oakl and	80 64				
												194	N	Oakl and	56 49				
												196	A	Memphi s	80 57				
												256	A	Northern Ky.	71 35				
												256	H	Northern Ky.	56 54				
												265	H	Indiana St.	86 57				
												313	A	Tennessee Tech	68 54				
												325	A	Ga. Southern	72 52				
												327	A	Detroit Mercy	91 59				
												327	H	Detroit Mercy	90 62				
												332	A	Ill. -Chi cago	82 46				
												332	H	Ill. -Chi cago	68 43				
LAST 12 Division I GAMES:																			
				48	H	Purdue	46 48	327	A	Detroit Mercy	91 59								
				92	N	Wright St.	52 60	194	A	Oakl and	73 55								
				194	N	Oakl and	56 49	128	H	Cleveland St.	94 56								
				256	H	Northern Ky.	56 54	154	H	Youngstown St.	67 70								
				92	H	Wright St.	63 66	332	H	Ill. -Chi cago	68 43								
				122	H	Milwaukee	60 67	28	A	Green Bay	45 52								

Non-Div I Games: Georgetown (KY) 85 52

IUPUI

Average RPI Win:	211	WON-LOST	WINNING	LAST 10	STRENGTH OF	OPP. STRENGTH	TEAM	ADJ.	CONF.	ADJ CONF.
Average RPI Loss:	118	RECORD	PCT. RANK	GAMES	SCHEDULE	OF SCHEDULE	RPI	RPI	RPI	RPI
DIV. I ONLY	18- 14	131	6- 4	152	136	133	133	19	19	
DIV. I NON-CONF.	3- 8	264	0- 1	87	81	191	191	13	13	

TOTALS	RPI 1-25	RPI 26-50	W-L RECORDS	RPI 51-100	RPI 101-999	RPI 201+				
18- 14	0- 1	1- 3	OVERALL	0- 3	17- 7	11- 2				
7- 6	0- 0	0- 1	HOME	0- 1	7- 4	5- 0				
9- 6	0- 0	1- 0	AWAY	0- 1	8- 0	5- 0				
2- 2	0- 0	0- 2	NEUTRAL	0- 0	2- 0	1- 0				
3- 8	0- 1	0- 1	NON-CONFERENCE	0- 3	3- 3	1- 1				
1- 3	0- 0	0- 0	HOME	0- 1	1- 2	1- 0				
2- 4	0- 1	0- 0	AWAY	0- 2	2- 1	0- 1				
0- 1	0- 0	0- 1	NEUTRAL	0- 0	0- 0	0- 0				
15- 6	0- 0	1- 2	CONFERENCE	0- 0	14- 4	10- 1				
6- 3	0- 0	0- 1	HOME	0- 0	6- 2	4- 0				
7- 2	0- 0	1- 0	AWAY	0- 0	6- 2	5- 1				
2- 1	0- 0	0- 1	NEUTRAL	0- 0	2- 0	1- 0				

RPI 1-25				RPI 26-50				RPI 51-100				RPI 101+				Team's RPI: 133
RPI	S	Opponent	Score	RPI	S	Opponent	Score	RPI	S	Opponent	Score	RPI	S	Opponent	Score	
7	A	Ohio St.	56 99	38	A	Northern Colo.	79 71	51	A	Arizona St.	33 77	108	A	Colorado St.	83 69	
				38	H	Northern Colo.	72 78	66	A	UC Davis	62 82	130	A	Portland St.	101 90	
				38	N	Northern Colo.	69 91	77	H	Wyoming	64 70	130	H	Portland St.	61 60	
				49	N	TCU	76 86					130	N	Portland St.	102 99	
												138	H	Weber St.	88 105	
												143	H	Idaho St.	52 62	
												147	A	Eastern Wash.	64 71	
												147	H	Eastern Wash.	85 71	
												170	A	CSUN	80 75	
												190	H	Seattle U	60 68	
												196	H	Washington	69 81	
												205	A	North Dakota	78 64	
												205	H	North Dakota	80 75	
												216	A	Montana St.	95 77	
												216	N	Montana St.	78 74	
												234	A	Montana	67 56	
												244	A	Abilene Christian	72 82	
												273	A	Sacramento St.	64 79	
												273	H	Sacramento St.	101 66	
												305	A	Northern Ariz.	93 83	
												305	H	Northern Ariz.	83 68	
												320	H	Cal St. Fullerton	80 60	
												329	A	Southern Utah	65 57	
												329	H	Southern Utah	74 51	

LAST 12 Division I GAMES:																
				66	A	UC Davis	62 82	138	H	Weber St.	88 105					
				38	N	Northern Colo.	69 91	143	H	Idaho St.	52 62					
				130	N	Portland St.	102 99	234	A	Montana	67 56					
				216	N	Montana St.	78 74	216	A	Montana St.	95 77					
				329	A	Southern Utah	65 57	147	H	Eastern Wash.	85 71					
				305	A	Northern Ariz.	93 83	273	H	Sacramento St.	101 66					

Non-Div I Games: Eastern Ore. 84 70

Idaho

Average RPI Win:	235	WON-LOST	WINNING	LAST 10	STRENGTH OF	OPP. STRENGTH	TEAM	ADJ.	CONF.	ADJ CONF.
Average RPI Loss:	137	RECORD	PCT. RANK	GAMES	SCHEDULE	OF SCHEDULE	RPI	RPI	RPI	RPI
DIV. I ONLY	19- 11	90	7- 3	309	165	143	143	19	19	
DIV. I NON-CONF.	6- 3	77	0- 0	325	190	120	120	13	13	

TOTALS	RPI 1-25	RPI 26-50	W-L RECORDS	RPI 51-100	RPI 101-999	RPI 201+				
19- 11	0- 0	0- 3	OVERALL	0- 1	19- 7	12- 3				
7- 3	0- 0	0- 1	HOME	0- 0	7- 2	6- 1				
10- 7	0- 0	0- 0	AWAY	0- 0	10- 0	5- 0				
2- 1	0- 0	0- 1	NEUTRAL	0- 0	2- 0	1- 0				
6- 3	0- 0	0- 0	NON-CONFERENCE	0- 1	6- 2	3- 1				
1- 0	0- 0	0- 0	HOME	0- 0	1- 0	1- 0				
5- 3	0- 0	0- 0	AWAY	0- 1	5- 2	2- 1				
0- 0	0- 0	0- 0	NEUTRAL	0- 0	0- 0	0- 0				
13- 8	0- 0	0- 3	CONFERENCE	0- 0	13- 5	9- 2				
6- 3	0- 0	0- 1	HOME	0- 0	6- 2	5- 1				
5- 4	0- 0	0- 1	AWAY	0- 0	5- 3	3- 1				
2- 1	0- 0	0- 1	NEUTRAL	0- 0	2- 0	1- 0				

RPI 1-25				RPI 26-50				RPI 51-100				RPI 101+ Team's RPI: 143			
RPI	S	Opponent	Score	RPI	S	Opponent	Score	RPI	S	Opponent	Score	RPI	S	Opponent	Score
				38	A	Northern Colo.	52 75	77	A	Wyoming	53 61	116	A	Washington St.	55 72
				38	H	Northern Colo.	57 63					130	A	Portland St.	88 59
				38	N	Northern Colo.	66 73					130	H	Portland St.	72 64
												133	A	Idaho	62 52
												138	A	Weber St.	73 84
												138	H	Weber St.	70 76
												138	N	Weber St.	113 109
												147	A	Eastern Wash.	64 66
												190	A	Seattle U	74 69
												196	A	Washington	79 59
												199	A	UC Irvine	78 72
												205	A	North Dakota	68 55
												205	H	North Dakota	57 46
												216	H	Montana St.	60 61
												234	H	Montana	72 60
												236	A	Pepperdine	74 80
												253	A	Hawaii	64 62
												273	A	Sacramento St.	85 71
												273	H	Sacramento St.	83 71
												305	A	Northern Ariz.	75 55
												305	H	Northern Ariz.	76 59
												311	H	Utah St.	64 44
												324	A	Utah Valley	70 58
												329	A	Southern Utah	70 76
												329	H	Southern Utah	66 39
												329	N	Southern Utah	59 49
LAST 12 Division I GAMES:															
				38	N	Northern Colo.	66 73	133	A	Idaho	62 52				
				138	N	Weber St.	113 109	130	H	Portland St.	72 64				
				329	N	Southern Utah	59 49	273	H	Sacramento St.	83 71				
				234	H	Montana	72 60	205	A	North Dakota	68 55				
				216	H	Montana St.	60 61	38	A	Northern Colo.	52 75				
				147	A	Eastern Wash.	64 66	329	H	Southern Utah	66 39				

Non-Div I Games: Westminster (UT) 83 45 Col. of Idaho 89 32

Idaho St.

■ Loss,
 ■ Non-Conf,
 ■ S Site,
 ■ Home
 ■ A Away
 N Neutral

Average RPI Win:	266	WON-LOST	WINNING	LAST 10	STRENGTH OF	OPP. STRENGTH	TEAM	ADJ.	CONF.	ADJ CONF.
Average RPI Loss:	177	RECORD	PCT. RANK	GAMES	SCHEDULE	OF SCHEDULE	RPI	RPI	RPI	RPI
DIV. I ONLY	6- 22	314	1- 9	306	231	332	332	13	13	
DIV. I NON-CONF.	5- 4	143	0- 0	347	346	325	325	17	17	

TOTALS	RPI 1-25	RPI 26-50	W-L RECORDS	RPI 51-100	RPI 101-999	RPI 201+				
6- 22	0- 0	0- 2	OVERALL	0- 4	6- 16	4- 7				
5- 10	0- 0	0- 1	HOME	0- 2	5- 7	3- 3				
1- 11	0- 0	0- 1	AWAY	0- 2	1- 8	1- 4				
0- 1	0- 0	0- 0	NEUTRAL	0- 0	0- 1	0- 0				
5- 4	0- 0	0- 0	NON-CONFERENCE	0- 0	5- 4	3- 4				
4- 2	0- 0	0- 0	HOME	0- 0	4- 2	2- 2				
1- 2	0- 0	0- 0	AWAY	0- 0	1- 2	1- 2				
0- 0	0- 0	0- 0	NEUTRAL	0- 0	0- 0	0- 0				
1- 18	0- 0	0- 2	CONFERENCE	0- 4	1- 12	1- 3				
1- 8	0- 0	0- 1	HOME	0- 2	1- 5	1- 1				
0- 9	0- 0	0- 1	AWAY	0- 2	0- 6	0- 2				
0- 1	0- 0	0- 0	NEUTRAL	0- 0	0- 1	0- 0				

RPI 1-25				RPI 26-50				RPI 51-100				RPI 101+				Team's RPI: 332
RPI	S	Opponent	Score	RPI	S	Opponent	Score	RPI	S	Opponent	Score	RPI	S	Opponent	Score	
				28	A	Green Bay	36 65	91	A	IUPUI	43 68	122	A	Milwaukee	44 59	
				28	H	Green Bay	37 66	91	H	IUPUI	46 82	122	H	Milwaukee	53 76	
								92	A	Wright St.	50 60	128	A	Cleveland St.	67 70	
								92	H	Wright St.	53 80	128	H	Cleveland St.	42 64	
												154	A	Youngstown St.	63 76	
												154	H	Youngstown St.	52 71	
												194	A	Oakland	78 95	
												194	H	Oakland	63 67	
												194	N	Oakland	46 80	
												200	H	Eastern Mich.	73 70	
												201	H	North Texas	70 67	
												256	A	Northern Ky.	53 61	
												256	H	Northern Ky.	73 55	
												265	H	Indiana St.	55 46	
												270	A	Bradley	48 58	
												289	H	Santa Clara	36 45	
												296	H	Jackson St.	63 76	
												309	A	Loyola Chicago	55 57	
												326	A	Fort Wayne	67 51	
												327	A	Detroit Mercy	60 73	
												327	H	Detroit Mercy	58 61	
												349	H	Evansville	96 77	

LAST 12 Division I GAMES:																
				194	N	Oakland	46 80	154	H	Youngstown St.	52 71					
				92	H	Wright St.	53 80	128	H	Cleveland St.	42 64					
				256	H	Northern Ky.	73 55	91	A	IUPUI	43 68					
				28	H	Green Bay	37 66	122	A	Milwaukee	44 59					
				194	A	Oakland	78 95	28	A	Green Bay	36 65					
				327	A	Detroit Mercy	60 73	256	A	Northern Ky.	53 61					

Non-Div I Games: Bethel (IN) 66 46 Ind.-Northwest 74 56

Average RPI Win:	259	WON-LOST	WINNING	LAST 10	STRENGTH OF	OPP. STRENGTH	TEAM	ADJ.	CONF.	ADJ CONF.
Average RPI Loss:	71	RECORD	PCT. RANK	GAMES	SCHEDULE	OF SCHEDULE	RPI	RPI	RPI	RPI
DIV. I ONLY	9- 22	278	0- 10	107	76	233	233	3	3	
DIV. I NON-CONF.	9- 5	90	0- 0	252	228	162	162	4	4	

TOTALS	RPI 1-25	RPI 26-50	W-L RECORDS	RPI 51-100	RPI 101-999	RPI 201+				
9- 22	0- 4	0- 8	OVERALL	0- 6	9- 4	6- 1				
6- 10	0- 2	0- 3	HOME	0- 2	6- 3	6- 1				
1- 11	0- 2	0- 5	AWAY	0- 3	1- 1	0- 0				
2- 1	0- 0	0- 0	NEUTRAL	0- 1	2- 0	0- 0				
9- 5	0- 1	0- 2	NON-CONFERENCE	0- 1	9- 1	6- 0				
6- 2	0- 0	0- 1	HOME	0- 0	6- 1	6- 0				
1- 3	0- 1	0- 1	AWAY	0- 1	1- 0	0- 0				
2- 0	0- 0	0- 0	NEUTRAL	0- 0	2- 0	0- 0				
0- 17	0- 3	0- 6	CONFERENCE	0- 5	0- 3	0- 1				
0- 8	0- 2	0- 2	HOME	0- 2	0- 2	0- 1				
0- 8	0- 1	0- 4	AWAY	0- 2	0- 1	0- 0				
0- 1	0- 0	0- 0	NEUTRAL	0- 1	0- 0	0- 0				

RPI 1-25				RPI 26-50				RPI 51-100				RPI 101+ Team's RPI: 233			
RPI	S	Opponent	Score	RPI	S	Opponent	Score	RPI	S	Opponent	Score	RPI	S	Opponent	Score
7	H	Ohio St.	69 88	34	A	Michigan	42 86	64	H	Michigan St.	55 67	104	H	Western Ill.	67 77
18	A	Maryland	65 100	36	H	Minnesota	75 84	68	A	Nebraska	47 62	150	N	Wichita St.	68 67
23	A	Missouri	55 72	40	A	Indiana	54 70	68	H	Nebraska	72 80	177	A	Northwestern	61 68
24	H	Iowa	71 84	42	A	Rutgers	37 76	89	A	New Mexico	68 97	177	H	Northwestern	59 74
				45	A	FGCU	61 85	100	A	Penn St.	59 68	196	A	Memphis	63 47
				47	H	Virginia Tech	49 96	100	N	Penn St.	57 83	199	N	UC Irvine	65 59
				48	A	Purdue	51 64					206	H	Wisconsin	61 70
				48	H	Purdue	54 73					250	H	Austin Peay	59 47

LAST 12 Division I GAMES:															
100	N	Penn St.	57 83	48	H	Purdue	54 73	206	H	Wisconsin	61 70	326	H	Fort Wayne	64 50
36	H	Minnesota	75 84	68	A	Nebraska	47 62	100	A	Penn St.	59 68	327	H	Detroit Mercy	73 65
48	A	Purdue	51 64	64	H	Michigan St.	55 67	34	A	Michigan	42 86	346	H	Chicago St.	66 56
177	A	Northwestern	61 68												
7	H	Ohio St.	69 88												
40	A	Indiana	54 70												

Non-Div I Games:

Illinois

Average RPI Win: 253	WON-LOST RECORD	WINNING PCT. RANK	LAST 10 GAMES	STRENGTH OF SCHEDULE	OPP. STRENGTH OF SCHEDULE	TEAM RPI	ADJ. RPI	CONF. RPI	ADJ CONF. RPI
Average RPI Loss: 159									
DIV. I ONLY	14- 16	195	6- 4	291	250	245	245	24	24
DIV. I NON-CONF.	6- 5	149	0- 0	241	253	196	196	21	21

TOTALS	RPI 1-25	RPI 26-50	W-L RECORDS	RPI 51-100	RPI 101-999	RPI 201+			
14- 16	0- 0	0- 0	OVERALL	0- 4	14- 12	9- 4			
9- 6	0- 0	0- 0	HOME	0- 2	9- 4	6- 1			
4- 9	0- 0	0- 0	AWAY	0- 0	4- 1	3- 1			
1- 1	0- 0	0- 0	NEUTRAL	0- 0	1- 1	0- 0			
6- 5	0- 0	0- 0	NON-CONFERENCE	0- 0	6- 5	3- 0			
4- 2	0- 0	0- 0	HOME	0- 0	4- 2	2- 0			
1- 3	0- 0	0- 0	AWAY	0- 0	1- 3	1- 0			
1- 0	0- 0	0- 0	NEUTRAL	0- 0	1- 0	0- 0			
8- 11	0- 0	0- 0	CONFERENCE	0- 4	8- 7	6- 4			
5- 4	0- 0	0- 0	HOME	0- 2	5- 2	4- 1			
3- 6	0- 0	0- 0	AWAY	0- 2	3- 4	2- 3			
0- 1	0- 0	0- 0	NEUTRAL	0- 0	0- 1	0- 0			

RPI S Opponent	Score	RPI S Opponent	Score	RPI S Opponent	Score	RPI S Opponent	Score	Team's RPI: 245
				69 A Drake	64 80	106 A George Mason	37 56	
				69 H Drake	58 65	122 A Milwaukee	59 61	
				97 A Missouri St.	58 75	125 H Butler	45 56	
				97 H Missouri St.	50 56	128 H Cleveland St.	47 56	
						135 A UNI	48 66	
						135 H UNI	36 58	
						135 N UNI	36 56	
						155 N Northeastern	65 55	
						169 H SIUE	62 47	
						171 A Southern Ill.	39 36	
						171 H Southern Ill.	49 46	
						194 A Oakland	43 64	
						200 H Eastern Mich.	65 56	
						256 H Northern Ky.	49 37	
						265 A Indiana St.	49 52	
						265 H Indiana St.	63 53	
						270 A Bradley	53 41	
						270 H Bradley	42 62	
						283 H UMKC	64 53	
						291 A Valparaiso	50 56	
						291 H Valparaiso	63 55	
						301 A Long Beach St.	59 51	
						309 A Loyola Chicago	59 62	
						309 H Loyola Chicago	57 49	
						349 A Evansville	67 43	
						349 H Evansville	70 44	
LAST 12 Division I GAMES:								
135 N UNI	36 56	97 A Missouri St.	58 75					
270 A Bradley	53 41	171 A Southern Ill.	39 36					
69 A Drake	64 80	291 H Valparaiso	63 55					
135 A UNI	48 66	309 H Loyola Chicago	57 49					
349 H Evansville	70 44	135 H UNI	36 58					
265 H Indiana St.	63 53	69 H Drake	58 65					

Non-Div I Games:

Illinois St.

Average RPI Win:	274	WON-LOST	WINNING	LAST 10	STRENGTH OF	OPP. STRENGTH	TEAM	ADJ.	CONF.	ADJ CONF.
Average RPI Loss:	178	RECORD	PCT. RANK	GAMES	SCHEDULE	OF SCHEDULE	RPI	RPI	RPI	RPI
DIV. I ONLY	4- 24	329	2- 8	168	315	314	314	26	26	
DIV. I NON-CONF.	0- 10	337	0- 0	49	270	290	290	25	25	

TOTALS	RPI 1-25	RPI 26-50	W-L RECORDS	RPI 51-100	RPI 101-999	RPI 201+				
4- 24	0- 0	0- 1	OVERALL	0- 3	4- 20	3- 11				
2- 10	0- 0	0- 0	HOME	0- 1	2- 9	1- 5				
2- 14	0- 0	0- 0	AWAY	0- 0	2- 2	2- 1				
0- 0	0- 0	0- 0	NEUTRAL	0- 0	0- 0	0- 0				
0- 10	0- 0	0- 1	NON-CONFERENCE	0- 3	0- 6	0- 2				
0- 3	0- 0	0- 0	HOME	0- 1	0- 2	0- 1				
0- 7	0- 0	0- 1	AWAY	0- 2	0- 4	0- 1				
0- 0	0- 0	0- 0	NEUTRAL	0- 0	0- 0	0- 0				
4- 14	0- 0	0- 0	CONFERENCE	0- 0	4- 14	3- 9				
2- 7	0- 0	0- 0	HOME	0- 0	2- 7	1- 4				
2- 7	0- 0	0- 0	AWAY	0- 0	2- 7	2- 5				
0- 0	0- 0	0- 0	NEUTRAL	0- 0	0- 0	0- 0				

RPI 1-25				RPI 26-50				RPI 51-100				RPI 101+ Team's RPI: 314			
RPI	S	Opponent	Score	RPI	S	Opponent	Score	RPI	S	Opponent	Score	RPI	S	Opponent	Score
				46	A	Oklahoma St.	35 86	63	H	South Dakota	51 81	102	A	Lamar University	54 77
								80	A	Houston	67 98	102	H	Lamar University	47 71
								99	A	Rice	43 60	109	A	Utah	31 90
												112	A	SFA	49 60
												112	H	SFA	50 75
												118	H	Central Ark.	35 57
												126	H	Texas St.	33 74
												138	A	Weber St.	55 79
												178	A	UT Arlington	48 61
												179	H	Nicholls St.	64 62
												227	A	A&M-Corpus Christi	59 75
												227	H	A&M-Corpus Christi	58 62
												231	A	New Orleans	50 52
												231	H	New Orleans	45 72
												244	A	Abilene Christian	56 58
												244	H	Abilene Christian	58 46
												249	A	Texas Tech	54 80
												277	H	Massachusetts	45 64
												278	H	McNeese	57 66
												297	A	Southeastern La.	54 65
												310	A	Houston Baptist	56 67
												310	H	Houston Baptist	56 58
												336	A	Sam Houston St.	56 49
												337	A	Northwestern St.	57 53
LAST 12 Division I GAMES:															
244	H	Abilene Christian	58 46	244	A	Abilene Christian	56 58								
310	A	Houston Baptist	56 67	297	A	Southeastern La.	54 65								
227	A	A&M-Corpus Christi	59 75	227	H	A&M-Corpus Christi	58 62								
337	A	Northwestern St.	57 53	231	H	New Orleans	45 72								
112	H	SFA	50 75	310	H	Houston Baptist	56 58								
102	H	Lamar University	47 71	231	A	New Orleans	50 52								

Non-Div I Games: Mary Hardin-Baylor 76 58

Incarnate Word

Average RPI	Win:	111	WON-LOST	WINNING	LAST 10	STRENGTH OF	OPP. STRENGTH	TEAM	ADJ.	CONF.	ADJ CONF.
Average RPI	Loss:	44	RECORD	PCT. RANK	GAMES	SCHEDULE	OF SCHEDULE	RPI	RPI	RPI	RPI
DIV. I ONLY		23- 14	99	8- 2	11	36	40	40	3	3	
DIV. I NON-CONF.		12- 6	77	5- 0	23	61	56	56	4	4	

TOTALS	RPI 1-25		RPI 26-50		W-L RECORDS		RPI 51-100		RPI 101-999		RPI 201+
23- 14	0- 7		7- 2		OVERALL		7- 3		9- 2		4- 0
16- 5	0- 2		5- 0		HOME		3- 1		8- 2		3- 0
5- 6	0- 3		2- 1		AWAY		2- 2		1- 0		1- 0
2- 3	0- 2		0- 1		NEUTRAL		2- 0		0- 0		0- 0
12- 6	0- 2		2- 1		NON-CONFERENCE		4- 1		6- 2		2- 0
9- 3	0- 1		2- 0		HOME		2- 0		5- 2		1- 0
2- 1	0- 0		0- 0		AWAY		1- 1		1- 0		1- 0
1- 2	0- 1		0- 1		NEUTRAL		1- 0		0- 0		0- 0
11- 8	0- 5		5- 1		CONFERENCE		3- 2		3- 0		2- 0
7- 2	0- 1		3- 0		HOME		1- 1		3- 0		2- 0
3- 5	0- 3		2- 1		AWAY		1- 1		0- 0		0- 0
1- 1	0- 1		0- 0		NEUTRAL		1- 0		0- 0		0- 0

RPI 1-25				RPI 26-50				RPI 51-100				RPI 101+			
RPI	S	Opponent	Score	RPI	S	Opponent	Score	RPI	S	Opponent	Score	RPI	S	Opponent	Score
3	H	Louisville	59 72	30	N	Virginia	72 82	58	H	Western Ky.	73 71	103	H	Auburn	53 65
7	A	Ohio St.	70 85	34	A	Michigan	79 84	64	A	Michigan St.	69 65	110	H	Chattanooga	61 64
7	H	Ohio St.	62 77	36	A	Minnesota	82 70	64	H	Michigan St.	46 68	122	H	Milwaukee	74 54
18	A	Maryland	70 74	42	H	Rutgers	64 58	64	N	Michigan St.	111 109	158	H	UT Martin	74 50
18	N	Maryland	54 67	47	H	Virginia Tech	65 57	66	H	UC Davis	81 66	177	H	Northwestern	78 73
23	N	Missouri	55 75	48	A	Purdue	52 44	68	H	Nebraska	83 75	186	H	Southern U.	64 49
24	A	Iowa	62 75	48	H	Purdue	72 54	74	N	UAB	71 63	201	H	North Texas	68 63
				48	H	Purdue	73 51	79	A	Saint Mary's (CA)	82 88	206	H	Wisconsin	69 55
				49	H	TCU	71 58	90	A	Yale	72 68	220	H	Arkansas St.	93 51
								100	A	Penn St.	74 77	233	H	Illinois	70 54
												256	A	Northern Ky.	67 56

LAST 12 Division I GAMES:															
				47	H	Virginia Tech	65 57	18	N	Maryland	54 67				
				49	H	TCU	71 58	64	N	Michigan St.	111 109				
				66	H	UC Davis	81 66	24	A	Iowa	62 75				
				48	H	Purdue	73 51	36	A	Minnesota	82 70				
				122	H	Milwaukee	74 54	68	H	Nebraska	83 75				
				158	H	UT Martin	74 50	48	A	Purdue	52 44				

Non-Div I Games:

Indiana

Average RPI Win:	292	WON-LOST	WINNING	LAST 10	STRENGTH OF	OPP. STRENGTH	TEAM	ADJ.	CONF.	ADJ CONF.
Average RPI Loss:	141	RECORD	PCT. RANK	GAMES	SCHEDULE	OF SCHEDULE	RPI	RPI	RPI	RPI
DIV. I ONLY	10- 19	249	4- 6	221	241	265	265	24	24	
DIV. I NON-CONF.	1- 9	318	0- 0	137	164	288	288	21	21	

TOTALS	RPI 1-25	RPI 26-50	W-L RECORDS	RPI 51-100	RPI 101-999	RPI 201+				
10- 19	0- 1	0- 0	OVERALL	0- 7	10- 11	10- 4				
5- 9	0- 1	0- 0	HOME	0- 3	5- 5	5- 1				
4- 8	0- 0	0- 0	AWAY	0- 3	4- 5	4- 3				
1- 2	0- 0	0- 0	NEUTRAL	0- 1	1- 1	1- 0				
1- 9	0- 1	0- 0	NON-CONFERENCE	0- 3	1- 5	1- 3				
0- 5	0- 1	0- 0	HOME	0- 1	0- 3	0- 1				
0- 3	0- 0	0- 0	AWAY	0- 1	0- 2	0- 2				
1- 1	0- 0	0- 0	NEUTRAL	0- 1	1- 0	1- 0				
9- 10	0- 0	0- 0	CONFERENCE	0- 4	9- 6	9- 1				
5- 4	0- 0	0- 0	HOME	0- 2	5- 2	5- 0				
4- 5	0- 0	0- 0	AWAY	0- 2	4- 3	4- 1				
0- 1	0- 0	0- 0	NEUTRAL	0- 0	0- 1	0- 0				

RPI 1-25				RPI 26-50				RPI 51-100				RPI 101+				Team's RPI: 265
RPI	S	Opponent	Score	RPI	S	Opponent	Score	RPI	S	Opponent	Score	RPI	S	Opponent	Score	
15	H	Central Mich.	67 77					63	N	South Dakota	59 71	125	H	Butler	51 60	
								69	A	Drake	64 85	127	H	Saint Louis	59 60	
								69	H	Drake	51 84	135	A	UNI	53 59	
								83	H	Miami (OH)	56 68	135	H	UNI	46 56	
								91	A	IUPUI	57 86	171	A	Southern Ill.	43 54	
								97	A	Missouri St.	56 69	171	H	Southern Ill.	45 64	
								97	H	Missouri St.	63 77	171	N	Southern Ill.	67 69	
												233	A	Illinois	52 81	
												234	N	Montana	57 45	
												241	H	Fla. Atlantic	58 66	
												245	A	Illinois St.	53 63	
												245	H	Illinois St.	52 49	
												270	A	Bradley	74 70	
												270	H	Bradley	65 50	
												291	A	Valparaiso	67 54	
												291	H	Valparaiso	64 46	
												309	A	Loyola Chicago	73 65	
												309	H	Loyola Chicago	74 67	
												332	A	Ill.-Chicago	46 55	
												349	A	Evansville	66 57	
												349	H	Evansville	56 48	

LAST 12 Division I GAMES:																
171	N	Southern Ill.	67 69	245	A	Illinois St.	53 63									
97	A	Missouri St.	56 69	69	H	Drake	51 84									
171	A	Southern Ill.	43 54	135	H	UNI	46 56									
309	H	Loyola Chicago	74 67	349	A	Evansville	66 57									
291	H	Valparaiso	64 46	291	A	Valparaiso	67 54									
270	A	Bradley	74 70	309	A	Loyola Chicago	73 65									

Non-Div I Games: Missouri S&T 84 51

Indiana St.

Average RPI Win:	347	WON-LOST	WINNING	LAST 10	STRENGTH OF	OPP. STRENGTH	TEAM	ADJ.	CONF.	ADJ CONF.
Average RPI Loss:	197	RECORD	PCT. RANK	GAMES	SCHEDULE	OF SCHEDULE	RPI	RPI	RPI	RPI
DIV. I ONLY	2- 28	345	2- 8	264	296	342	342	28	28	
DIV. I NON-CONF.	0- 11	337	0- 0	169	227	332	332	26	26	

TOTALS	RPI 1-25	RPI 26-50	W-L RECORDS	RPI 51-100	RPI 101-999	RPI 201+				
2- 28	0- 0	0- 2	OVERALL	0- 5	2- 21	2- 16				
1- 13	0- 0	0- 1	HOME	0- 2	1- 10	1- 7				
1- 14	0- 0	0- 1	AWAY	0- 3	1- 10	1- 8				
0- 1	0- 0	0- 0	NEUTRAL	0- 0	0- 1	0- 1				
0- 11	0- 0	0- 0	NON-CONFERENCE	0- 5	0- 6	0- 3				
0- 5	0- 0	0- 0	HOME	0- 2	0- 3	0- 1				
0- 6	0- 0	0- 0	AWAY	0- 3	0- 3	0- 2				
0- 0	0- 0	0- 0	NEUTRAL	0- 0	0- 0	0- 0				
2- 17	0- 0	0- 2	CONFERENCE	0- 0	2- 15	2- 13				
1- 8	0- 0	0- 1	HOME	0- 0	1- 7	1- 6				
1- 8	0- 0	0- 1	AWAY	0- 0	1- 7	1- 6				
0- 1	0- 0	0- 0	NEUTRAL	0- 0	0- 1	0- 1				

RPI	S	Opponent	Score	RPI	S	Opponent	Score	RPI	S	Opponent	Score	RPI	S	Opponent	Score
33	A	Quinnipiac	47 90	33	H	Quinnipiac	38 74	72	A	Duquesne	59 80	161	A	Marist	55 75
								75	A	Fordham	48 78	161	H	Marist	45 55
								84	H	Toledo	57 74	182	H	Kansas	58 72
								94	H	Bucknell	53 60	189	A	Stony Brook	46 63
								96	A	Jacksonville	62 71	192	H	Temple	54 59
												203	A	Siena	51 64
												203	H	Siena	48 70
												230	A	Niagara	59 73
												254	A	Rider	53 80
												254	H	Rider	49 62
												255	H	Hofstra	43 68
												264	A	Manhattan	63 67
												264	H	Manhattan	48 57
												264	N	Manhattan	39 55
												271	A	Arizona	58 71
												274	A	Fairfield	39 59
												274	H	Fairfield	68 78
												275	A	St. Francis Brooklyn	63 72
												284	A	Monmouth	56 68
												284	H	Monmouth	56 62
												285	H	Canisius	49 53
												347	A	Saint Peter's	55 31
												347	H	Saint Peter's	52 42

LAST 12 Division I GAMES:															
264	N	Manhattan	39 55	274	H	Fairfield	68 78								
274	A	Fairfield	39 59	33	A	Quinnipiac	47 90								
161	H	Marist	45 55	161	A	Marist	55 75								
264	H	Manhattan	48 57	347	H	Saint Peter's	52 42								
347	A	Saint Peter's	55 31	254	H	Rider	49 62								
254	A	Rider	53 80	284	A	Monmouth	56 68								

Non-Div I Games:

Iona

Average RPI Win:	123	WON-LOST	WINNING	LAST 10	STRENGTH OF	OPP. STRENGTH	TEAM	ADJ.	CONF.	ADJ CONF.
Average RPI Loss:	41	RECORD	PCT. RANK	GAMES	SCHEDULE	OF SCHEDULE	RPI	RPI	RPI	RPI
DIV. I ONLY	24- 8	39	8- 2	33	61	24	24	3	3	
DIV. I NON-CONF.	12- 2	13	0- 1	38	91	17	17	4	4	

TOTALS	RPI 1-25	RPI 26-50	W-L RECORDS	RPI 51-100	RPI 101-999	RPI 201+				
24- 8	1- 2	6- 4	OVERALL	4- 2	13- 0	5- 0				
13- 3	1- 1	4- 1	HOME	3- 1	5- 0	2- 0				
7- 3	0- 1	1- 1	AWAY	1- 1	5- 0	2- 0				
4- 2	0- 0	1- 2	NEUTRAL	0- 0	3- 0	1- 0				
12- 2	0- 1	2- 1	NON-CONFERENCE	2- 0	8- 0	2- 0				
7- 1	0- 1	1- 0	HOME	2- 0	4- 0	1- 0				
2- 0	0- 0	0- 0	AWAY	0- 0	2- 0	0- 0				
3- 1	0- 0	1- 1	NEUTRAL	0- 0	2- 0	1- 0				
12- 6	1- 1	4- 3	CONFERENCE	2- 2	5- 0	3- 0				
6- 2	1- 0	3- 1	HOME	1- 1	1- 0	1- 0				
5- 3	0- 1	1- 1	AWAY	1- 1	3- 0	2- 0				
1- 1	0- 0	0- 1	NEUTRAL	0- 0	1- 0	0- 0				

Iowa

Iowa

RPI	S	Opponent	Score	RPI	S	Opponent	Score	RPI	S	Opponent	Score	RPI	S	Opponent	Score
7	H	Ohio St.	103 89	33	H	Quinnipiac	83 67	58	H	Western Ky.	104 97	101	H	Western Mich.	79 56
9	H	Florida St.	93 94	34	H	Michigan	82 72	64	A	Michigan St.	71 68	107	A	Iowa St.	61 55
18	A	Maryland	64 80	35	N	Elon	74 61	68	A	Nebraska	65 74	135	A	UNI	71 47
				36	A	Minnesota	72 77	68	H	Nebraska	74 92	148	H	Northern Ill.	105 80
				36	H	Minnesota	92 84	69	H	Drake	79 66	164	H	Samford	80 59
				36	N	Minnesota	89 90	100	H	Penn St.	80 76	173	N	Charlotte	77 64
				40	H	Indiana	75 62					177	A	Northwestern	70 61
				42	A	Rutgers	77 67					177	N	Northwestern	55 45
				43	N	Creighton	70 76					206	A	Wisconsin	56 46
				48	H	Purdue	70 76					206	H	Wisconsin	88 61

LAST 12 Division I GAMES:															
				43	N	Creighton	70 76	177	A	Northwestern	70 61				
				36	N	Minnesota	89 90	100	H	Penn St.	80 76				
				177	N	Northwestern	55 45	36	H	Minnesota	92 84				
				40	H	Indiana	75 62	64	A	Michigan St.	71 68				
				42	A	Rutgers	77 67	68	H	Nebraska	74 92				
				206	H	Wisconsin	88 61	7	H	Ohio St.	103 89				

Non-Div I Games:

Iowa

Average RPI Win:	178	WON-LOST	WINNING	LAST 10	STRENGTH OF	OPP. STRENGTH	TEAM	ADJ.	CONF.	ADJ CONF.
Average RPI Loss:	48	RECORD	PCT. RANK	GAMES	SCHEDULE	OF SCHEDULE	RPI	RPI	RPI	RPI
DIV. I ONLY	14- 17	206	5- 5	50	30	107	107	4	4	
DIV. I NON-CONF.	6- 5	149	0- 0	116	92	131	131	5	5	

TOTALS	RPI 1-25	RPI 26-50	W-L RECORDS	RPI 51-100	RPI 101-999	RPI 201+				
14- 17	0- 7	2- 4	OVERALL	2- 4	10- 2	6- 0				
7- 8	0- 3	0- 3	HOME	1- 2	6- 0	4- 0				
5- 7	0- 2	2- 1	AWAY	1- 2	2- 2	1- 0				
2- 2	0- 2	0- 0	NEUTRAL	0- 0	2- 0	1- 0				
6- 5	0- 2	0- 0	NON-CONFERENCE	1- 1	5- 2	3- 0				
5- 1	0- 1	0- 0	HOME	1- 0	4- 0	3- 0				
0- 3	0- 0	0- 0	AWAY	0- 1	0- 2	0- 0				
1- 1	0- 1	0- 0	NEUTRAL	0- 0	1- 0	0- 0				
8- 12	0- 5	2- 4	CONFERENCE	1- 3	5- 0	3- 0				
2- 7	0- 2	0- 3	HOME	0- 2	2- 0	1- 0				
5- 4	0- 2	2- 1	AWAY	1- 1	2- 0	1- 0				
1- 1	0- 1	0- 0	NEUTRAL	0- 0	1- 0	1- 0				

RPI 1-25				RPI 26-50				RPI 51-100				RPI 101+				Team's RPI: 107
RPI	S	Opponent	Score	RPI	S	Opponent	Score	RPI	S	Opponent	Score	RPI	S	Opponent	Score	
5	A	Bayl or	49 89	39	A	Okl ahoma	71 80	60	A	West Vi rgi ni a	49 57	129	N	Tul ane	67 64	
5	H	Bayl or	50 79	39	H	Okl ahoma	69 74	60	H	West Vi rgi ni a	59 69	135	A	UNI	53 57	
11	A	Texas	55 87	46	A	Okl ahoma St.	78 69	63	H	South Dakota	81 76	153	A	Vanderbi l t	74 77	
11	H	Texas	59 72	46	H	Okl ahoma St.	73 81	69	A	Drake	80 83	179	H	Ni chol l s St.	75 47	
11	N	Texas	69 81	49	A	TCU	66 63	87	A	Kansas St.	80 45	182	A	Kansas	65 56	
15	N	Central Mi ch.	60 81	49	H	TCU	52 75	87	H	Kansas St.	60 67	182	H	Kansas	71 69	
24	H	Iowa	55 61									225	H	UC Ri versi de	89 66	
												249	A	Texas Tech	66 54	
												249	H	Texas Tech	69 57	
												249	N	Texas Tech	74 49	
												283	H	UMKC	61 45	
												321	H	N. C. Central	99 58	

LAST 12 Division I GAMES:																
		11 N Texas	69 81			49 A TCU	66 63									
		249 N Texas Tech	74 49			46 H Oklahoma St.	73 81									
		182 A Kansas	65 56			87 A Kansas St.	80 45									
		11 H Texas	59 72			49 H TCU	52 75									
		39 A Oklahoma	71 80			11 A Texas	55 87									
		249 H Texas Tech	69 57			46 A Oklahoma St.	78 69									

Non-Div I Games:

Iowa St.

Average RPI Win:	302	WON-LOST	WINNING	LAST 10	STRENGTH OF	OPP. STRENGTH	TEAM	ADJ.	CONF.	ADJ CONF.
Average RPI Loss:	242	RECORD	PCT. RANK	GAMES	SCHEDULE	OF SCHEDULE	RPI	RPI	RPI	RPI
DIV. I ONLY	12- 12	174	4- 6	349	346	296	296	32	32	
DIV. I NON-CONF.	2- 3	212	0- 0	349	306	341	341	32	32	

TOTALS	RPI 1-25	RPI 26-50	W-L RECORDS	RPI 51-100	RPI 101-999	RPI 201+				
12- 12	0- 0	0- 0	OVERALL	0- 0	12- 12	11- 7				
6- 4	0- 0	0- 0	HOME	0- 0	6- 4	5- 2				
6- 8	0- 0	0- 0	AWAY	0- 0	6- 1	6- 1				
0- 0	0- 0	0- 0	NEUTRAL	0- 0	0- 0	0- 0				
2- 3	0- 0	0- 0	NON-CONFERENCE	0- 0	2- 3	2- 1				
0- 1	0- 0	0- 0	HOME	0- 0	0- 1	0- 0				
2- 2	0- 0	0- 0	AWAY	0- 0	2- 2	2- 1				
0- 0	0- 0	0- 0	NEUTRAL	0- 0	0- 0	0- 0				
10- 9	0- 0	0- 0	CONFERENCE	0- 0	10- 9	9- 6				
6- 3	0- 0	0- 0	HOME	0- 0	6- 3	5- 2				
4- 6	0- 0	0- 0	AWAY	0- 0	4- 6	4- 4				
0- 0	0- 0	0- 0	NEUTRAL	0- 0	0- 0	0- 0				

RPI 1-25				RPI 26-50				RPI 51-100				RPI 101+				Team's RPI: 296
RPI	S	Opponent	Score	RPI	S	Opponent	Score	RPI	S	Opponent	Score	RPI	S	Opponent	Score	
												179	H	Ni choll s St.	64	90
												186	A	Southern U.	76	86
												186	H	Southern U.	58	68
												195	A	Grambl ing	89	93
												195	H	Grambl ing	82	70
												196	A	Memphi s	53	64
												232	A	Texas Southern	66	71
												232	H	Texas Southern	74	77
												243	A	Prai rie View	73	85
												243	A	Prai rie View	64	66
												243	H	Prai rie View	70	61
												293	A	Al corn	74	51
												293	H	Al corn	94	69
												308	A	Al abama A&M	68	58
												308	H	Al abama A&M	59	43
												317	A	Al abama St.	69	50
												317	H	Al abama St.	70	61
												331	A	Ark. -Pi ne Bl uff	60	54
												331	H	Ark. -Pi ne Bl uff	60	66
												332	A	Ill. -Chi cago	76	63
												336	A	Sam Houston St.	68	74
												341	A	Mi ssi ssi ppi Val .	61	72
												341	H	Mi ssi ssi ppi Val .	68	67
												346	A	Chi cago St.	87	69
LAST 12 Di vi si on I GAMES:																
				243	A	Prai rie View	64	66	243	A	Prai rie View	73	85			
				308	A	Al abama A&M	68	58	232	A	Texas Southern	66	71			
				317	A	Al abama St.	69	50	186	H	Southern U.	58	68			
				331	H	Ark. -Pi ne Bl uff	60	66	293	H	Al corn	94	69			
				341	H	Mi ssi ssi ppi Val .	68	67	331	A	Ark. -Pi ne Bl uff	60	54			
				195	A	Grambl ing	89	93	341	A	Mi ssi ssi ppi Val .	61	72			

Non-Di v I Games: Philander Smi th 88 56 Mi l l saps 79 41 LSU-Shreveport 85 86 Spring Hi l l 77 50 Jackson St.

Average RPI Win:	264	WON-LOST	WINNING	LAST 10	STRENGTH OF	OPP. STRENGTH	TEAM	ADJ.	CONF.	ADJ CONF.
Average RPI Loss:	72	RECORD	PCT. RANK	GAMES	SCHEDULE	OF SCHEDULE	RPI	RPI	RPI	RPI
DIV. I ONLY	21- 9	57	8- 2	260	225	96	96	23	23	
DIV. I NON-CONF.	7- 6	162	0- 1	190	156	106	106	22	22	

TOTALS	RPI 1-25	RPI 26-50	W-L RECORDS	RPI 51-100	RPI 101-999	RPI 201+				
21- 9	0- 2	0- 4	OVERALL	0- 1	21- 2	18- 0				
11- 1	0- 0	0- 1	HOME	0- 0	11- 0	11- 0				
9- 8	0- 2	0- 3	AWAY	0- 1	9- 2	6- 0				
1- 0	0- 0	0- 0	NEUTRAL	0- 0	1- 0	1- 0				
7- 6	0- 2	0- 1	NON-CONFERENCE	0- 1	7- 2	4- 0				
3- 0	0- 0	0- 0	HOME	0- 0	3- 0	3- 0				
3- 6	0- 2	0- 1	AWAY	0- 1	3- 2	0- 0				
1- 0	0- 0	0- 0	NEUTRAL	0- 0	1- 0	1- 0				
14- 3	0- 0	0- 3	CONFERENCE	0- 0	14- 0	14- 0				
8- 1	0- 0	0- 1	HOME	0- 0	8- 0	8- 0				
6- 2	0- 0	0- 2	AWAY	0- 0	6- 0	6- 0				
0- 0	0- 0	0- 0	NEUTRAL	0- 0	0- 0	0- 0				

RPI 1-25				RPI 26-50				RPI 51-100 Team's RPI: 96				RPI 101+			
RPI	S	Opponent	Score	RPI	S	Opponent	Score	RPI	S	Opponent	Score	RPI	S	Opponent	Score
9	A	Florida St.	50 82	45	A	FGCU	58 63	86	A	Alabama	60 75	134	A	Bethune-Cookman	68 58
16	A	NC State	44 64	45	A	FGCU	58 68					168	A	South Ala.	60 58
				45	H	FGCU	63 65					175	A	Troy	88 89
				50	A	UCF	60 65					179	A	Nicholls St.	69 61
												180	A	Florida	59 69
												208	A	Stetson	61 54
												208	H	Stetson	73 63
												240	A	North Florida	66 48
												240	H	North Florida	83 77
												240	H	North Florida	64 43
												256	N	Northern Ky.	61 49
												259	A	Lipscomb	70 63
												259	H	Lipscomb	70 48
												284	H	Monmouth	74 65
												300	A	Kennesaw St.	67 49
												300	H	Kennesaw St.	84 49
												300	H	Kennesaw St.	79 52
												303	A	USC Upstate	71 45
												303	H	USC Upstate	65 49
												339	A	NJIT	88 58
												339	H	NJIT	73 53
												340	H	Savannah St.	74 46
												342	H	Iona	71 62

LAST 12 Division I GAMES:															
				50	A	UCF	60 65	303	H	USC Upstate	65 49				
				45	A	FGCU	58 68	259	A	Lipscomb	70 63				
				240	H	North Florida	83 77	300	A	Kennesaw St.	67 49				
				300	H	Kennesaw St.	79 52	208	A	Stetson	61 54				
				240	H	North Florida	64 43	45	H	FGCU	63 65				
				339	H	NJIT	73 53	208	H	Stetson	73 63				

Non-Div I Games: Flagler 79 52 Edward Waters 79 58 Webber Int'l 64 43

Jacksonville

Loss, Non-Conf, S Site, H Home A Away N Neutral

Average RPI Win:	271	WON-LOST	WINNING	LAST 10	STRENGTH OF	OPP. STRENGTH	TEAM	ADJ.	CONF.	ADJ CONF.
Average RPI Loss:	154	RECORD	PCT. RANK	GAMES	SCHEDULE	OF SCHEDULE	RPI	RPI	RPI	RPI
DIV. I ONLY	17- 12	119	6- 4	248	304	166	166	25	25	
DIV. I NON-CONF.	4- 5	197	0- 0	282	199	221	221	27	27	

TOTALS	RPI 1-25	RPI 26-50	W-L RECORDS	RPI 51-100	RPI 101-999	RPI 201+				
17- 12	0- 1	0- 0	OVERALL	0- 4	17- 7	13- 3				
8- 4	0- 1	0- 0	HOME	0- 1	8- 2	7- 1				
7- 7	0- 0	0- 0	AWAY	0- 2	7- 1	6- 0				
2- 1	0- 0	0- 0	NEUTRAL	0- 1	2- 0	0- 0				
4- 5	0- 1	0- 0	NON-CONFERENCE	0- 1	4- 3	3- 1				
2- 1	0- 1	0- 0	HOME	0- 0	2- 0	2- 0				
1- 4	0- 0	0- 0	AWAY	0- 1	1- 3	1- 1				
1- 0	0- 0	0- 0	NEUTRAL	0- 0	1- 0	0- 0				
13- 7	0- 0	0- 0	CONFERENCE	0- 3	13- 4	10- 2				
6- 3	0- 0	0- 0	HOME	0- 1	6- 2	5- 1				
6- 3	0- 0	0- 0	AWAY	0- 1	6- 2	5- 1				
1- 1	0- 0	0- 0	NEUTRAL	0- 1	1- 0	0- 0				

RPI 1-25				RPI 26-50				RPI 51-100				RPI 101+ Team's RPI: 166			
RPI	S	Opponent	Score	RPI	S	Opponent	Score	RPI	S	Opponent	Score	RPI	S	Opponent	Score
9	H	Florida St.	51 75					67	A	Bel mont	55 71	132	A	Seton Hall	54 73
								67	H	Bel mont	35 66	158	H	UT Martin	57 61
								67	N	Bel mont	53 63	163	A	Clemson	45 53
								83	A	Mi ami (OH)	55 58	169	A	SIUE	41 65
												193	A	Morehead St.	67 65
												193	H	Morehead St.	70 64
												193	N	Morehead St.	69 56
												198	N	East Carolina	82 73
												228	H	Southeast Mo. St.	55 48
												231	A	New Orleans	59 54
												250	A	Austin Peay	51 50
												250	H	Austin Peay	65 47
												294	A	Murray St.	59 55
												294	H	Murray St.	97 65
												304	A	Georgi a St.	41 55
												308	H	Al abama A&M	49 33
												313	A	Tennessee Tech	73 59
												313	H	Tennessee Tech	58 60
												315	A	Eastern Ky.	44 48
												315	H	Eastern Ky.	65 51
												330	A	Tennessee St.	75 56
												330	H	Tennessee St.	62 61
												334	H	Rhode Island	63 53
												345	A	Eastern Ill.	59 50
LAST 12 Division I GAMES:															
				67	N	Belmont	53 63	330	H	Tennessee St.	62 61				
				193	N	Morehead St.	69 56	313	H	Tennessee Tech	58 60				
				313	A	Tennessee Tech	73 59	169	A	SIUE	41 65				
				67	H	Belmont	35 66	345	A	Eastern Ill.	59 50				
				250	A	Austin Peay	51 50	228	H	Southeast Mo. St.	55 48				
				294	A	Murray St.	59 55	158	H	UT Martin	57 61				

Non-Div I Games: Stillman 93 38 Brewton-Parker 103 44

Jacksonville St.

■ Loss,
 ■ Non-Conf, S Site,
 ■ Home
 ■ Away
 N Neutral

Average RPI Win:	198	WON-LOST	WINNING	LAST 10	STRENGTH OF	OPP. STRENGTH	TEAM	ADJ.	CONF.	ADJ CONF.
Average RPI Loss:	48	RECORD	PCT. RANK	GAMES	SCHEDULE	OF SCHEDULE	RPI	RPI	RPI	RPI
DIV. I ONLY	23- 11	74	7- 3	79	108	70	70	10	10	
DIV. I NON-CONF.	6- 8	203	2- 1	43	49	134	134	11	11	

TOTALS	RPI 1-25	RPI 26-50	W-L RECORDS	RPI 51-100	RPI 101-999	RPI 201+				
23- 11	0- 2	1- 5	OVERALL	2- 3	20- 1	12- 0				
14- 3	0- 1	1- 1	HOME	2- 0	11- 1	6- 0				
8- 6	0- 1	0- 2	AWAY	0- 3	8- 0	5- 0				
1- 2	0- 0	0- 2	NEUTRAL	0- 0	1- 0	1- 0				
6- 8	0- 2	0- 3	NON-CONFERENCE	1- 2	5- 1	3- 0				
5- 3	0- 1	0- 1	HOME	1- 0	4- 1	2- 0				
1- 4	0- 1	0- 1	AWAY	0- 2	1- 0	1- 0				
0- 1	0- 0	0- 1	NEUTRAL	0- 0	0- 0	0- 0				
17- 3	0- 0	1- 2	CONFERENCE	1- 1	15- 0	9- 0				
9- 0	0- 0	1- 0	HOME	1- 0	7- 0	4- 0				
7- 2	0- 0	0- 1	AWAY	0- 1	7- 0	4- 0				
1- 1	0- 0	0- 1	NEUTRAL	0- 0	1- 0	1- 0				

RPI 1-25				RPI 26-50				RPI 51-100				RPI 101+			
RPI	S	Opponent	Score	RPI	S	Opponent	Score	RPI	S	Opponent	Score	RPI	S	Opponent	Score
9	H	Florida St.	63 79	26	N	Villanova	57 60	59	A	Drexel	71 73	115	H	ETSU	60 52
12	A	Tennessee	60 89	35	A	Elon	43 50	59	H	Drexel	56 48	119	A	Delaware	56 53
				35	H	Elon	70 67	60	A	West Virginia	55 67	119	H	Delaware	67 56
				35	N	Elon	53 76	71	A	St. John's (NY)	64 81	124	H	Radford	62 35
				42	H	Rutgers	63 76	81	H	Liberty	58 47	131	H	Saint Joseph's	66 73
				44	A	Dayton	54 82					155	A	Northeastern	60 57
												155	H	Northeastern	72 43
												157	A	William & Mary	86 41
												157	H	William & Mary	70 64
												252	A	UNCW	63 48
												252	H	UNCW	65 48
												255	A	Hofstra	55 42
												255	H	Hofstra	73 56
												263	A	Col. of Charleston	67 45
												263	H	Col. of Charleston	67 53
												263	N	Col. of Charleston	81 66
												282	A	Towson	64 55
												282	H	Towson	69 45
												295	A	Vermont	68 56
												298	H	Bryant	67 36
												328	H	Wagner	68 45

LAST 12 Division I GAMES:															
60	A	West Virginia	55 67	119	H	Delaware	67 56	59	A	Drexel	71 73	252	H	UNCW	65 48
124	H	Radford	62 35									119	A	Delaware	56 53
115	H	ETSU	60 52									282	A	Towson	64 55
35	N	Elon	53 76									155	H	Northeastern	72 43
263	N	Col. of Charleston	81 66												
157	H	William & Mary	70 64												

Non-Div I Games:

James Madison

Average RPI Win: **196**
 Average RPI Loss: **66**

WON-LOST
RECORD

WINNING
PCT. RANK

LAST 10
GAMES

STRENGTH OF
SCHEDULE

OPP. STRENGTH
OF SCHEDULE

TEAM
RPI

ADJ.
RPI

CONF.
RPI

ADJ CONF.
RPI

DIV. I ONLY	12- 18	228	1- 9	88	60	182	182	4	4
DIV. I NON-CONF.	9- 2	23	0- 0	253	261	104	104	5	5
TOTALS	RPI 1-25	RPI 26-50	W-L RECORDS	RPI 51-100	RPI 101-999	RPI 201+			
12- 18	0- 4	2- 4	OVERALL	2- 7	8- 3	7- 1			
10- 8	0- 2	2- 1	HOME	2- 3	6- 2	5- 1			
2- 9	0- 2	0- 3	AWAY	0- 3	2- 1	2- 0			
0- 1	0- 0	0- 0	NEUTRAL	0- 1	0- 0	0- 0			
9- 2	0- 0	0- 0	NON-CONFERENCE	2- 2	7- 0	6- 0			
8- 1	0- 0	0- 0	HOME	2- 1	6- 0	5- 0			
1- 1	0- 0	0- 0	AWAY	0- 1	1- 0	1- 0			
0- 0	0- 0	0- 0	NEUTRAL	0- 0	0- 0	0- 0			
3- 16	0- 4	2- 4	CONFERENCE	0- 5	1- 3	1- 1			
2- 7	0- 2	2- 1	HOME	0- 2	0- 2	0- 1			
1- 8	0- 2	0- 3	AWAY	0- 2	1- 1	1- 0			
0- 1	0- 0	0- 0	NEUTRAL	0- 1	0- 0	0- 0			

RPI	S	Opponent	Score	RPI	S	Opponent	Score	RPI	S	Opponent	Score	RPI	S	Opponent	Score	Team's RPI: 182
5	A	Bayl or	51 88	39	A	Okl ahoma	64 97	60	A	West Vi rgi ni a	46 76	107	A	Iowa St.	69 71	
5	H	Bayl or	48 83	39	H	Okl ahoma	52 72	60	H	West Vi rgi ni a	54 74	107	H	Iowa St.	56 65	
11	A	Texas	62 79	46	A	Okl ahoma St.	63 92	68	H	Nebraska	49 66	142	H	Arkansas	71 60	
11	H	Texas	41 55	46	H	Okl ahoma St.	66 59	71	A	St. John's (NY)	53 65	228	H	Southeast Mo. St.	51 50	
				49	A	TCU	66 76	87	A	Kansas St.	67 91	232	H	Texas Southern	72 37	
				49	H	TCU	86 77	87	H	Kansas St.	59 63	249	A	Texas Tech	60 47	
								87	N	Kansas St.	63 72	249	H	Texas Tech	56 68	
								90	H	Yale	81 75	257	H	Campbell I	66 48	
								99	H	Rice	73 65	283	H	UMKC	63 48	
												333	H	Delaware St.	81 49	
												342	A	Iona	72 58	
LAST 12 Division I GAMES:																
		87 N Kansas St.	63 72			39 H Oklahoma	52 72									
		107 H Iowa St.	56 65			46 A Oklahoma St.	63 92									
		87 A Kansas St.	67 91			11 H Texas	41 55									
		46 H Oklahoma St.	66 59			87 H Kansas St.	59 63									
		5 A Bayl or	51 88			39 A Oklahoma	64 97									
		60 A West Vi rgi ni a	46 76			49 A TCU	66 76									

Non-Div I Games:

Kansas

Loss, **Non-Conf**, **S Site**, **H Home** **A Away** **N Neutral**

Average RPI Win:	172	WON-LOST	WINNING	LAST 10	STRENGTH OF	OPP. STRENGTH	TEAM	ADJ.	CONF.	ADJ CONF.
Average RPI Loss:	41	RECORD	PCT. RANK	GAMES	SCHEDULE	OF SCHEDULE	RPI	RPI	RPI	RPI
DIV. I ONLY	18- 16	161	5- 5	36	65	87	87	4	4	
DIV. I NON-CONF.	10- 4	62	2- 1	88	203	78	78	5	5	

TOTALS	RPI 1-25	RPI 26-50	W-L RECORDS	RPI 51-100	RPI 101-999	RPI 201+				
18- 16	0- 7	1- 5	OVERALL	3- 2	14- 2	5- 0				
11- 8	0- 2	1- 2	HOME	1- 2	9- 2	4- 0				
5- 6	0- 3	0- 3	AWAY	1- 0	4- 0	1- 0				
2- 2	0- 2	0- 0	NEUTRAL	1- 0	1- 0	0- 0				
10- 4	0- 2	0- 0	NON-CONFERENCE	2- 1	8- 1	3- 0				
8- 2	0- 0	0- 0	HOME	1- 1	7- 1	3- 0				
1- 1	0- 1	0- 0	AWAY	0- 0	1- 0	0- 0				
1- 1	0- 1	0- 0	NEUTRAL	1- 0	0- 0	0- 0				
8- 12	0- 5	1- 5	CONFERENCE	1- 1	6- 1	2- 0				
3- 6	0- 2	1- 2	HOME	0- 1	2- 1	1- 0				
4- 5	0- 2	0- 3	AWAY	1- 0	3- 0	1- 0				
1- 1	0- 1	0- 0	NEUTRAL	0- 0	1- 0	0- 0				

RPI 1-25				RPI 26-50				RPI 51-100				Team's RPI: 87				RPI 101+			
RPI	S	Opponent	Score	RPI	S	Opponent	Score	RPI	S	Opponent	Score	RPI	S	Opponent	Score	RPI	S	Opponent	Score
5	A	Bayl or	50 75	39	A	Okl ahoma	49 68	60	A	West Virginia	60 52	107	A	Iowa St.	67 60				
5	H	Bayl or	58 88	39	H	Okl ahoma	71 76	60	H	West Virginia	66 75	107	H	Iowa St.	45 80				
5	N	Bayl or	54 83	46	A	Okl ahoma St.	68 76	66	H	UC Davi s	69 71	109	H	Utah	74 57				
8	N	UCLA	55 64	46	H	Okl ahoma St.	80 64	85	H	Little Rock	66 51	112	H	SFA	74 49				
11	A	Texas	54 76	49	A	TCU	70 87	100	N	Penn St.	70 65	127	H	Saint Loui s	75 61				
11	H	Texas	64 75	49	H	TCU	63 68					135	H	UNI	71 72				
23	A	Mi ssouri	59 73									178	H	UT Arling ton	70 56				
												182	A	Kansas	63 59				
												182	H	Kansas	91 67				
												182	N	Kansas	72 63				
												201	A	North Texas	55 54				
												239	H	Omaha	81 60				
												249	A	Texas Tech	86 63				
												249	H	Texas Tech	83 69				
												335	H	Fl ori da A&M	81 57				
												346	H	Chi cago St.	99 51				

LAST 12 Division I GAMES:																			
66	H	UC Davi s	69 71	182	H	Kansas	91 67	60	H	West Vi rgi ni a	66 75	49	A	TCU	70 87				
109	H	Utah	74 57	60	H	West Vi rgi ni a	66 75	11	A	Texas	54 76	249	H	Texas Tech	83 69				
127	H	Sai nt Loui s	75 61	49	A	TCU	70 87	107	H	Iowa St.	45 80								
5	N	Bayl or	54 83	11	A	Texas	54 76												
182	N	Kansas	72 63	249	H	Texas Tech	83 69												
249	A	Texas Tech	86 63	107	H	Iowa St.	45 80												

Non-Div I Games:

Kansas St.

Average RPI Win:	294	WON-LOST	WINNING	LAST 10	STRENGTH OF	OPP. STRENGTH	TEAM	ADJ.	CONF.	ADJ CONF.
Average RPI Loss:	161	RECORD	PCT. RANK	GAMES	SCHEDULE	OF SCHEDULE	RPI	RPI	RPI	RPI
DIV. I ONLY	6- 19	302	2- 8	276	210	300	300	23	23	
DIV. I NON-CONF.	3- 7	254	0- 0	273	96	249	249	22	22	

TOTALS	RPI 1-25	RPI 26-50	W-L RECORDS	RPI 51-100	RPI 101-999	RPI 201+				
6- 19	0- 1	0- 2	OVERALL	0- 5	6- 11	6- 7				
3- 6	0- 0	0- 1	HOME	0- 1	3- 4	3- 3				
3- 11	0- 0	0- 1	AWAY	0- 3	3- 7	3- 4				
0- 2	0- 1	0- 0	NEUTRAL	0- 1	0- 0	0- 0				
3- 7	0- 1	0- 0	NON-CONFERENCE	0- 2	3- 4	3- 0				
1- 1	0- 0	0- 0	HOME	0- 0	1- 1	1- 0				
2- 4	0- 0	0- 0	AWAY	0- 1	2- 3	2- 0				
0- 2	0- 1	0- 0	NEUTRAL	0- 1	0- 0	0- 0				
3- 12	0- 0	0- 2	CONFERENCE	0- 3	3- 7	3- 7				
2- 5	0- 0	0- 1	HOME	0- 1	2- 3	2- 3				
1- 7	0- 0	0- 1	AWAY	0- 2	1- 4	1- 4				
0- 0	0- 0	0- 0	NEUTRAL	0- 0	0- 0	0- 0				

RPI 1-25				RPI 26-50				RPI 51-100				RPI 101+ Team's RPI: 300			
RPI	S	Opponent	Score	RPI	S	Opponent	Score	RPI	S	Opponent	Score	RPI	S	Opponent	Score
18	N	Maryland	35 89	45	A	FGCU	51 78	65	A	Georgia Tech	48 86	163	A	Clemson	28 41
				45	H	FGCU	57 78	73	N	Maine	39 75	167	A	Ole Miss	63 92
								96	A	Jacksonville	49 84	183	A	Furman	59 78
								96	A	Jacksonville	52 79	198	H	East Carolina	56 66
								96	H	Jacksonville	49 67	208	A	Stetson	53 96
												208	H	Stetson	66 49
												240	A	North Florida	72 77
												240	H	North Florida	44 68
												248	A	Presbyterian	60 51
												259	A	Lipscomb	52 69
												259	H	Lipscomb	62 64
												303	A	USC Upstate	61 65
												303	H	USC Upstate	64 70
												304	H	Georgia St.	71 61
												325	A	Ga. Southern	60 58
												339	A	NJIT	61 58
												339	H	NJIT	80 65

LAST 12 Division I GAMES:															
				96	A	Jacksonville	52 79	339	A	NJIT	61 58				
				259	A	Lipscomb	52 69	303	H	USC Upstate	64 70				
				45	A	FGCU	51 78	339	H	NJIT	80 65				
				208	A	Stetson	53 96	303	A	USC Upstate	61 65				
				240	H	North Florida	44 68	208	H	Stetson	66 49				
				96	H	Jacksonville	49 67	45	H	FGCU	57 78				

Non-Div I Games: Middle Ga. St. 81 65

Kennesaw St.

Average RPI Win:	206	WON-LOST	WINNING	LAST 10	STRENGTH OF	OPP. STRENGTH	TEAM	ADJ.	CONF.	ADJ CONF.
Average RPI Loss:	84	RECORD	PCT. RANK	GAMES	SCHEDULE	OF SCHEDULE	RPI	RPI	RPI	RPI
DIV. I ONLY	13- 19	227	2- 8	100	89	149	149	8	8	
DIV. I NON-CONF.	7- 5	122	0- 0	153	118	103	103	8	8	

TOTALS	RPI 1-25	RPI 26-50	W-L RECORDS	RPI 51-100	RPI 101-999	RPI 201+				
13- 19	0- 5	0- 3	OVERALL	2- 4	11- 7	6- 2				
4- 7	0- 1	0- 0	HOME	0- 3	4- 3	3- 0				
7- 8	0- 0	0- 0	AWAY	2- 0	5- 2	2- 0				
2- 4	0- 2	0- 2	NEUTRAL	0- 0	2- 0	1- 0				
7- 5	0- 1	0- 3	NON-CONFERENCE	0- 1	7- 0	4- 0				
1- 1	0- 0	0- 0	HOME	0- 1	1- 0	1- 0				
4- 1	0- 0	0- 1	AWAY	0- 0	4- 0	2- 0				
2- 3	0- 1	0- 2	NEUTRAL	0- 0	2- 0	1- 0				
6- 14	0- 4	0- 0	CONFERENCE	2- 3	4- 7	2- 2				
3- 6	0- 1	0- 0	HOME	0- 2	3- 3	2- 0				
3- 7	0- 2	0- 0	AWAY	2- 1	1- 4	0- 2				
0- 1	0- 1	0- 0	NEUTRAL	0- 0	0- 0	0- 0				

RPI 1-25				RPI 26-50				RPI 51-100				RPI 101+ Team's RPI: 149			
RPI	S	Opponent	Score	RPI	S	Opponent	Score	RPI	S	Opponent	Score	RPI	S	Opponent	Score
13	N	Stanford	54 79	34	A	Michigan	41 54	57	H	Baylor St.	58 79	101	H	Western Michigan	61 66
15	A	Central Michigan	84 88	37	N	Gonzaga	57 77	83	A	Miami (OH)	35 58	120	A	Ohio	78 79
20	A	Buffalo	42 80	45	N	FGCU	62 80	83	H	Miami (OH)	59 65	120	H	Ohio	65 78
20	H	Buffalo	51 81					84	A	Toledo	62 55	123	A	Robert Morris	46 31
20	N	Buffalo	50 72					84	A	Toledo	80 76	148	A	Northern Illinois	79 81
								92	H	Wright St.	60 72	148	H	Northern Illinois	62 72
												154	A	Youngstown St.	55 44
												196	N	Memphis	70 55
												200	A	Eastern Michigan	67 60
												200	H	Eastern Michigan	76 69
												213	A	Bowling Green	50 60
												213	H	Bowling Green	81 57
												229	A	Akron	60 75
												229	H	Akron	60 55
												256	A	Northern Kentucky	59 54
												297	N	Southeastern Louisiana	81 60
												315	A	Eastern Kentucky	65 57
												327	H	Detroit Mercy	82 74

LAST 12 Division I GAMES:															
20	N	Buffalo	50 72	83	H	Miami (OH)	59 65								
84	A	Toledo	80 76	120	H	Ohio	65 78								
83	A	Miami (OH)	35 58	20	A	Buffalo	42 80								
20	H	Buffalo	51 81	148	H	Northern Illinois	62 72								
229	H	Akron	60 55	213	H	Bowling Green	81 57								
120	A	Ohio	78 79	229	A	Akron	60 75								

Non-Div I Games:

Kent St.

Average RPI	Win:	195	WON-LOST	WINNING	LAST 10	STRENGTH OF	OPP. STRENGTH	TEAM	ADJ.	CONF.	ADJ CONF.
Average RPI	Loss:	33	RECORD	PCT. RANK	GAMES	SCHEDULE	OF SCHEDULE	RPI	RPI	RPI	RPI
DIV. I ONLY		15- 17	193	4- 6	27	46	88	88	2	2	
DIV. I NON-CONF.		8- 6	138	0- 0	140	138	118	118	2	2	

TOTALS	RPI 1-25		RPI 26-50		W-L RECORDS		RPI 51-100		RPI 101-999		RPI 201+
15- 17	0- 11		0- 2		OVERALL		2- 2		13- 2		6- 0
9- 7	0- 5		0- 1		HOME		1- 1		8- 0		5- 0
5- 9	0- 5		0- 1		AWAY		0- 1		5- 2		1- 0
1- 1	0- 1		0- 0		NEUTRAL		1- 0		0- 0		0- 0
8- 6	0- 2		0- 1		NON-CONFERENCE		0- 2		8- 1		6- 0
6- 2	0- 1		0- 0		HOME		0- 1		6- 0		5- 0
2- 4	0- 1		0- 1		AWAY		0- 1		2- 1		1- 0
0- 0	0- 0		0- 0		NEUTRAL		0- 0		0- 0		0- 0
7- 11	0- 9		0- 1		CONFERENCE		2- 0		5- 1		0- 0
3- 5	0- 4		0- 1		HOME		1- 0		2- 0		0- 0
3- 5	0- 4		0- 0		AWAY		0- 0		3- 1		0- 0
1- 1	0- 1		0- 0		NEUTRAL		1- 0		0- 0		0- 0

RPI 1-25				RPI 26-50				RPI 51-100				Team's RPI: 88	RPI 101+			
RPI	S	Opponent	Score	RPI	S	Opponent	Score	RPI	S	Opponent	Score		RPI	S	Opponent	Score
3	H	Louisville	63 87	31	H	LSU	70 72	53	H	California	52 62		103	H	Auburn	65 48
4	A	Mississippi St.	55 74	45	A	FGCU	64 70	56	A	Miami (FL)	54 65		113	A	Middle Tenn.	57 62
4	H	Mississippi St.	63 85					86	H	Alabama	79 54		116	A	Washington St.	73 68
4	N	Mississippi St.	58 81					86	N	Alabama	71 64		142	A	Arkansas	76 65
5	A	Baylor	63 90										142	H	Arkansas	78 57
10	A	South Carolina	63 81										153	A	Vanderbilt	55 70
10	H	South Carolina	64 81										167	A	Ole Miss	79 71
12	H	Tennessee	49 63										180	A	Florida	56 53
17	A	Texas A&M	70 74										193	H	Morehead St.	86 53
23	A	Missouri	78 83										226	H	Gardner-Webb	72 34
25	H	Georgia	42 56										234	A	Montana	71 54

LAST 12 Division I GAMES:																
4	N	Mississippi St.	58 81	4	A	Mississippi St.	55 74	4	A	Mississippi St.	55 74		23	A	Missouri	78 83
86	N	Alabama	71 64	23	A	Missouri	78 83	31	H	LSU	70 72		31	H	LSU	70 72
4	H	Mississippi St.	63 85	31	H	LSU	70 72	103	H	Auburn	65 48		103	H	Auburn	65 48
167	A	Ole Miss	79 71	103	H	Auburn	65 48	142	A	Arkansas	76 65		142	A	Arkansas	76 65
10	A	South Carolina	63 81	142	A	Arkansas	76 65	86	H	Alabama	79 54		86	H	Alabama	79 54
142	H	Arkansas	78 57													

Non-Div I Games:

Kentucky

Average RPI Win:	295	WON-LOST	WINNING	LAST 10	STRENGTH OF	OPP. STRENGTH	TEAM	ADJ.	CONF.	ADJ CONF.
Average RPI Loss:	177	RECORD	PCT. RANK	GAMES	SCHEDULE	OF SCHEDULE	RPI	RPI	RPI	RPI
DIV. I ONLY	13- 18	219	4- 6	295	325	261	261	29	29	
DIV. I NON-CONF.	4- 7	227	0- 0	283	296	266	266	29	29	

TOTALS	RPI 1-25	RPI 26-50	W-L RECORDS	RPI 51-100	RPI 101-999	RPI 201+				
13- 18	0- 0	0- 1	OVERALL	0- 4	13- 13	13- 8				
7- 7	0- 0	0- 1	HOME	0- 2	7- 4	7- 3				
5- 11	0- 0	0- 0	AWAY	0- 0	5- 2	5- 1				
1- 0	0- 0	0- 0	NEUTRAL	0- 0	1- 0	1- 0				
4- 7	0- 0	0- 1	NON-CONFERENCE	0- 2	4- 4	4- 2				
2- 3	0- 0	0- 1	HOME	0- 1	2- 1	2- 1				
2- 4	0- 0	0- 0	AWAY	0- 1	2- 3	2- 1				
0- 0	0- 0	0- 0	NEUTRAL	0- 0	0- 0	0- 0				
9- 11	0- 0	0- 0	CONFERENCE	0- 2	9- 9	9- 6				
5- 4	0- 0	0- 0	HOME	0- 1	5- 3	5- 2				
3- 7	0- 0	0- 0	AWAY	0- 1	3- 6	3- 4				
1- 0	0- 0	0- 0	NEUTRAL	0- 0	1- 0	1- 0				

RPI S Opponent	Score	RPI S Opponent	Score	RPI S Opponent	Score	RPI S Opponent	Score	Team's RPI: 261
		34 H Michigan	49 86	76 H Navy	47 79	106 A George Mason	70 73	
				90 A Yale	51 62	123 A Robert Morris	53 60	
				93 A Saint Francis (PA)	71 101	123 A Robert Morris	44 74	
				93 H Saint Francis (PA)	54 85	123 H Robert Morris	44 55	
						152 A Army West Point	37 71	
						212 H Lehigh	72 69	
						237 A Lafayette	53 69	
						247 A Sacred Heart	43 63	
						247 H Sacred Heart	46 50	
						264 H Manhattan	38 72	
						275 A St. Francis Brooklyn	54 64	
						275 H St. Francis Brooklyn	61 59	
						275 N St. Francis Brooklyn	59 56	
						280 A Fairleigh Dickinson	62 53	
						280 H Fairleigh Dickinson	49 61	
						287 A Central Conn. St.	61 54	
						287 H Central Conn. St.	63 57	
						292 A Mt. St. Mary's	61 59	
						292 H Mt. St. Mary's	53 48	
						298 A Bryant	56 75	
						298 H Bryant	69 61	
						323 A UMBC	66 52	
						328 A Wagner	44 52	
						328 H Wagner	74 69	
						339 A NJIT	67 49	
						347 H Saint Peter's	57 46	
LAST 12 Division I GAMES:								
123 A Robert Morris	44 74	275 A St. Francis Brooklyn	54 64					
275 N St. Francis Brooklyn	59 56	93 H Saint Francis (PA)	54 85					
287 H Central Conn. St.	63 57	123 H Robert Morris	44 55					
298 H Bryant	69 61	328 A Wagner	44 52					
247 A Sacred Heart	43 63	292 A Mt. St. Mary's	61 59					
280 A Fairleigh Dickinson	62 53	280 H Fairleigh Dickinson	49 61					

Non-Div I Games:

LIU Brooklyn

Average RPI Win:	135	WON-LOST	WINNING	LAST 10	STRENGTH OF	OPP. STRENGTH	TEAM	ADJ.	CONF.	ADJ CONF.
Average RPI Loss:	32	RECORD	PCT. RANK	GAMES	SCHEDULE	OF SCHEDULE	RPI	RPI	RPI	RPI
DIV. I ONLY	19- 10	83	6- 4	34	16	31	31	2	2	
DIV. I NON-CONF.	8- 4	77	0- 1	92	62	59	59	2	2	

TOTALS	RPI 1-25	RPI 26-50	W-L RECORDS	RPI 51-100	RPI 101-999	RPI 201+				
19- 10	4- 7	0- 1	OVERALL	3- 1	12- 1	3- 0				
11- 1	3- 1	0- 0	HOME	1- 0	7- 0	2- 0				
7- 6	1- 3	0- 1	AWAY	2- 1	4- 1	1- 0				
1- 3	0- 3	0- 0	NEUTRAL	0- 0	1- 0	0- 0				
8- 4	0- 3	0- 1	NON-CONFERENCE	1- 0	7- 0	3- 0				
4- 0	0- 0	0- 0	HOME	0- 0	4- 0	2- 0				
3- 2	0- 1	0- 1	AWAY	1- 0	2- 0	1- 0				
1- 2	0- 2	0- 0	NEUTRAL	0- 0	1- 0	0- 0				
11- 6	4- 4	0- 0	CONFERENCE	2- 1	5- 1	0- 0				
7- 1	3- 1	0- 0	HOME	1- 0	3- 0	0- 0				
4- 4	1- 2	0- 0	AWAY	1- 1	2- 1	0- 0				
0- 1	0- 1	0- 0	NEUTRAL	0- 0	0- 0	0- 0				

RPI	S	Opponent	Score	RPI	S	Opponent	Score	RPI	S	Opponent	Score	RPI	S	Opponent	Score
4	H	Mississippi St.	70 83	38	A	Northern Colo.	50 58	85	A	Little Rock	56 37	103	A	Auburn	62 70
10	A	South Carolina	48 57					86	A	Alabama	51 65	103	H	Auburn	59 56
11	N	Texas	66 75					86	H	Alabama	79 78	127	N	Saint Louis	71 59
12	H	Tennessee	70 59					88	A	Kentucky	72 70	129	A	Tulane	73 50
15	N	Central Mich.	69 78									142	A	Arkansas	62 57
17	A	Texas A&M	59 69									153	H	Vanderbilt	85 65
17	H	Texas A&M	80 78									162	H	Louisiana	60 45
17	N	Texas A&M	69 75									167	H	Ole Miss	84 55
19	A	South Fla.	55 61									179	H	Nicholls St.	65 50
23	A	Missouri	69 65									180	A	Florida	66 59
25	H	Georgia	71 60									249	A	Texas Tech	48 40
LAST 12 Division I GAMES:															
15	N	Central Mich.	69 78	17	H	Texas A&M	80 78	103	A	Auburn	62 70	297	H	Southeastern La.	84 56
17	N	Texas A&M	69 75	88	A	Kentucky	72 70	25	H	Georgia	71 60	336	H	Sam Houston St.	71 58
86	H	Alabama	79 78	12	H	Tennessee	70 59								
10	A	South Carolina	48 57	17	A	Texas A&M	59 69								
142	A	Arkansas	62 57												
167	H	Ole Miss	84 55												

Non-Div I Games:

LSU

Average RPI Win:	212	WON-LOST	WINNING	LAST 10	STRENGTH OF	OPP. STRENGTH	TEAM	ADJ.	CONF.	ADJ CONF.
Average RPI Loss:	140	RECORD	PCT. RANK	GAMES	SCHEDULE	OF SCHEDULE	RPI	RPI	RPI	RPI
DIV. I ONLY	8- 22	288	1- 9	129	149	246	246	11	11	
DIV. I NON-CONF.	5- 8	219	0- 0	127	189	166	166	10	10	

TOTALS	RPI 1-25	RPI 26-50	W-L RECORDS	RPI 51-100	RPI 101-999	RPI 201+				
8- 22	0- 0	0- 2	OVERALL	1- 7	7- 13	5- 6				
4- 8	0- 0	0- 2	HOME	1- 0	3- 6	2- 2				
3- 14	0- 0	0- 0	AWAY	0- 7	3- 7	3- 4				
1- 0	0- 0	0- 0	NEUTRAL	0- 0	1- 0	0- 0				
5- 8	0- 0	0- 1	NON-CONFERENCE	1- 3	4- 4	3- 2				
1- 3	0- 0	0- 1	HOME	1- 0	0- 2	0- 1				
3- 5	0- 0	0- 0	AWAY	0- 3	3- 2	3- 1				
1- 0	0- 0	0- 0	NEUTRAL	0- 0	1- 0	0- 0				
3- 14	0- 0	0- 1	CONFERENCE	0- 4	3- 9	2- 4				
3- 5	0- 0	0- 1	HOME	0- 0	3- 4	2- 1				
0- 9	0- 0	0- 0	AWAY	0- 4	0- 5	0- 3				
0- 0	0- 0	0- 0	NEUTRAL	0- 0	0- 0	0- 0				

RPI 1-25				RPI 26-50				RPI 51-100				RPI 101+				Team's RPI: 246	
RPI	S	Opponent	Score	RPI	S	Opponent	Score	RPI	S	Opponent	Score	RPI	S	Opponent	Score		
				26	H	Villanova	49 76	52	A	American	48 66	106	A	George Mason	55 65		
				44	H	Dayton	47 76	59	A	Drexel	54 79	106	H	George Mason	56 69		
								61	H	Penn	66 59	127	H	Saint Louis	87 76		
								62	A	Harvard	61 70	131	A	Saint Joseph's	49 70		
								72	A	Duquesne	50 78	131	H	Saint Joseph's	64 75		
								75	A	Fordham	45 66	181	N	New Hampshire	59 51		
								78	A	George Washington	45 60	188	H	Davidson	51 58		
								78	A	George Washington	49 69	192	H	Temple	52 69		
												201	A	North Texas	44 70		
												204	A	Richmond	51 77		
												204	H	Richmond	57 60		
												206	A	Wisconsin	60 71		
												212	A	Lehigh	69 61		
												237	A	Lafayette	74 47		
												254	H	Rider	55 76		
												260	H	St. Bonaventure	66 63		
												277	A	Massachusetts	66 69		
												281	H	VCU	62 57		
												333	A	Delaware St.	71 48		
												334	A	Rhode Island	63 72		
LAST 12 Division I GAMES:																	
				78	A	George Washington	49 69	127	H	Saint Louis	87 76						
				106	A	George Mason	55 65	277	A	Massachusetts	66 69						
				188	H	Davidson	51 58	78	A	George Washington	45 60						
				131	A	Saint Joseph's	49 70	131	H	Saint Joseph's	64 75						
				75	A	Fordham	45 66	281	H	VCU	62 57						
				204	H	Richmond	57 60	334	A	Rhode Island	63 72						

Non-Div I Games:

La Salle

Average RPI Win:	266	WON-LOST	WINNING	LAST 10	STRENGTH OF	OPP. STRENGTH	TEAM	ADJ.	CONF.	ADJ CONF.
Average RPI Loss:	181	RECORD	PCT. RANK	GAMES	SCHEDULE	OF SCHEDULE	RPI	RPI	RPI	RPI
DIV. I ONLY	2- 26	343	0- 10	187	281	338	338	22	22	
DIV. I NON-CONF.	1- 8	313	0- 0	268	305	338	338	23	23	

TOTALS	RPI 1-25	RPI 26-50	W-L RECORDS	RPI 51-100	RPI 101-999	RPI 201+				
2- 26	0- 0	0- 1	OVERALL	0- 3	2- 22	2- 8				
2- 10	0- 0	0- 0	HOME	0- 1	2- 9	2- 4				
0- 15	0- 0	0- 1	AWAY	0- 0	0- 4	0- 1				
0- 1	0- 0	0- 0	NEUTRAL	0- 0	0- 1	0- 0				
1- 8	0- 0	0- 1	NON-CONFERENCE	0- 1	1- 6	1- 3				
1- 2	0- 0	0- 0	HOME	0- 0	1- 2	1- 2				
0- 6	0- 0	0- 1	AWAY	0- 1	0- 4	0- 1				
0- 0	0- 0	0- 0	NEUTRAL	0- 0	0- 0	0- 0				
1- 18	0- 0	0- 0	CONFERENCE	0- 2	1- 16	1- 5				
1- 8	0- 0	0- 0	HOME	0- 1	1- 7	1- 2				
0- 9	0- 0	0- 0	AWAY	0- 1	0- 8	0- 3				
0- 1	0- 0	0- 0	NEUTRAL	0- 0	0- 1	0- 0				

RPI 1-25				RPI 26-50				RPI 51-100				RPI 101+ Team's RPI: 338			
RPI	S	Opponent	Score	RPI	S	Opponent	Score	RPI	S	Opponent	Score	RPI	S	Opponent	Score
				46	A	Oklahoma St.	58 112	85	A	Little Rock	37 57	103	A	Auburn	41 67
								85	H	Little Rock	47 71	126	A	Texas St.	52 86
								99	A	Rice	47 63	126	H	Texas St.	45 81
												141	A	Louisiana Tech	49 71
												162	A	Louisiana	55 63
												162	H	Louisiana	48 76
												168	A	South Ala.	55 72
												168	H	South Ala.	60 67
												168	N	South Ala.	54 80
												175	A	Troy	62 94
												175	H	Troy	79 86
												178	A	UT Arlington	61 70
												178	H	UT Arlington	53 80
												195	A	Grambling	52 61
												220	A	Arkansas St.	62 76
												220	H	Arkansas St.	73 80
												222	H	Coastal Caro.	62 56
												231	H	New Orleans	51 89
												262	H	Appalachian St.	67 71
												278	A	McNeese	61 65
												304	A	Georgia St.	57 70
												310	H	Houston Baptist	77 73
												325	A	Ga. Southern	45 75
												337	H	Northwestern St.	48 70
LAST 12 Division I GAMES:															
				168	N	South Ala.	54 80	178	H	UT Arlington	53 80				
				220	H	Arkansas St.	73 80	304	A	Georgia St.	57 70				
				85	H	Little Rock	47 71	325	A	Ga. Southern	45 75				
				175	A	Troy	62 94	162	H	Louisiana	48 76				
				168	A	South Ala.	55 72	168	H	South Ala.	60 67				
				126	H	Texas St.	45 81	175	H	Troy	79 86				

Non-Div I Games: Millsaps 73 41 Centenary (LA) 90 53

La. -Monroe

Average RPI Win:	257	WON-LOST	WINNING	LAST 10	STRENGTH OF	OPP. STRENGTH	TEAM	ADJ.	CONF.	ADJ CONF.
Average RPI Loss:	138	RECORD	PCT. RANK	GAMES	SCHEDULE	OF SCHEDULE	RPI	RPI	RPI	RPI
DIV. I ONLY	11- 19	241	3- 7	171	228	237	237	16	16	
DIV. I NON-CONF.	4- 6	212	0- 0	235	313	244	244	18	18	

TOTALS	RPI 1-25	RPI 26-50	W-L RECORDS	RPI 51-100	RPI 101-999	RPI 201+				
11- 19	0- 0	0- 1	OVERALL	0- 9	11- 9	11- 6				
7- 8	0- 0	0- 1	HOME	0- 3	7- 4	7- 3				
4- 11	0- 0	0- 0	AWAY	0- 6	4- 5	4- 3				
0- 0	0- 0	0- 0	NEUTRAL	0- 0	0- 0	0- 0				
4- 6	0- 0	0- 1	NON-CONFERENCE	0- 2	4- 3	4- 2				
3- 2	0- 0	0- 1	HOME	0- 0	3- 1	3- 1				
1- 4	0- 0	0- 0	AWAY	0- 2	1- 2	1- 1				
0- 0	0- 0	0- 0	NEUTRAL	0- 0	0- 0	0- 0				
7- 13	0- 0	0- 0	CONFERENCE	0- 7	7- 6	7- 4				
4- 6	0- 0	0- 0	HOME	0- 3	4- 3	4- 2				
3- 7	0- 0	0- 0	AWAY	0- 4	3- 3	3- 2				
0- 0	0- 0	0- 0	NEUTRAL	0- 0	0- 0	0- 0				

RPI 1-25				RPI 26-50				RPI 51-100				RPI 101+ Team's RPI: 237			
RPI	S	Opponent	Score	RPI	S	Opponent	Score	RPI	S	Opponent	Score	RPI	S	Opponent	Score
				29	H	Princeton	45 53								
								52	A	American	35 55	123	A	Robert Morris	42 63
								52	A	American	66 74	152	A	Army West Point	39 48
								52	H	American	67 74	152	H	Army West Point	60 65
								59	A	Drexel	37 52	212	A	Lehigh	45 70
								61	A	Penn	42 55	212	H	Lehigh	62 72
								76	A	Navy	59 65	235	A	Boston U.	47 45
								76	H	Navy	43 59	235	H	Boston U.	44 41
								94	A	Bucknell I	53 83	235	H	Boston U.	66 61
								94	H	Bucknell I	57 80	238	A	Loyola Maryland	73 64
												238	H	Loyola Maryland	65 54
												242	A	Holy Cross	69 65
												242	H	Holy Cross	56 69
												246	H	La Salle	47 74
												254	H	Rider	60 45
												261	H	LIU Brooklyn	69 53
												266	A	Cornell I	59 58
												290	A	Colgate	55 60
												290	H	Colgate	63 48
												328	H	Wagner	70 52
												347	A	Saint Peter's	61 64
LAST 12 Division I GAMES:															
				52	A	American	35 55	76	H	Navy	43 59				
				235	H	Boston U.	66 61	238	A	Loyola Maryland	73 64				
				290	A	Colgate	55 60	152	A	Army West Point	39 48				
				212	H	Lehigh	62 72	94	H	Bucknell I	57 80				
				235	H	Boston U.	44 41	242	H	Holy Cross	56 69				
				52	A	American	66 74	235	A	Boston U.	47 45				

Non-Div I Games:

Lafayette

Average RPI Win:	255	WON-LOST	WINNING	LAST 10	STRENGTH OF	OPP. STRENGTH	TEAM	ADJ.	CONF.	ADJ CONF.
Average RPI Loss:	111	RECORD	PCT. RANK	GAMES	SCHEDULE	OF SCHEDULE	RPI	RPI	RPI	RPI
DIV. I ONLY	18- 8	65	5- 2	263	239	102	102	26	26	
DIV. I NON-CONF.	1- 6	305	0- 1	41	18	199	199	25	25	

TOTALS	RPI 1-25	RPI 26-50	W-L RECORDS	RPI 51-100	RPI 101-999	RPI 201+				
18- 8	0- 1	0- 2	OVERALL	0- 1	18- 4	14- 1				
9- 0	0- 0	0- 0	HOME	0- 0	9- 0	8- 0				
8- 6	0- 1	0- 2	AWAY	0- 1	8- 2	6- 0				
1- 2	0- 0	0- 0	NEUTRAL	0- 0	1- 2	0- 1				
1- 6	0- 1	0- 2	NON-CONFERENCE	0- 1	1- 2	0- 1				
0- 0	0- 0	0- 0	HOME	0- 0	0- 0	0- 0				
0- 5	0- 1	0- 2	AWAY	0- 1	0- 1	0- 0				
1- 1	0- 0	0- 0	NEUTRAL	0- 0	1- 1	0- 1				
17- 2	0- 0	0- 0	CONFERENCE	0- 0	17- 2	14- 0				
9- 0	0- 0	0- 0	HOME	0- 0	9- 0	8- 0				
8- 1	0- 0	0- 0	AWAY	0- 0	8- 1	6- 0				
0- 1	0- 0	0- 0	NEUTRAL	0- 0	0- 1	0- 0				

RPI 1-25				RPI 26-50				RPI 51-100				RPI 101+ Team's RPI: 102			
RPI	S	Opponent	Score	RPI	S	Opponent	Score	RPI	S	Opponent	Score	RPI	S	Opponent	Score
5	A	Bayl or	62 121	48	A	Purdue	64 79	89	A	New Mexico	58 90	112	A	SFA	75 58
				49	A	TCU	68 80					112	H	SFA	79 65
												118	A	Central Ark.	39 51
												148	N	Northern Ill.	90 80
												179	A	Nicholls St.	76 61
												179	N	Nicholls St.	68 74
												191	A	Pacific	75 80
												205	N	North Dakota	70 73
												227	A	A&M-Corpus Christi	70 31
												227	H	A&M-Corpus Christi	65 59
												231	H	New Orleans	100 77
												244	H	Abilene Christian	77 71
												278	A	McNeese	81 72
												278	H	McNeese	83 58
												297	A	Southeastern La.	75 58
												310	A	Houston Baptist	79 51
												310	H	Houston Baptist	90 55
												314	A	Incarnate Word	71 47
												314	H	Incarnate Word	77 54
												336	A	Sam Houston St.	68 44
												336	H	Sam Houston St.	91 44
												337	H	Northwestern St.	71 44
LAST 12 Division I GAMES:															
				49	A	TCU	68 80	314	A	Incarnate Word	71 47				
				179	N	Nicholls St.	68 74	336	A	Sam Houston St.	68 44				
				278	A	McNeese	81 72	337	H	Northwestern St.	71 44				
				112	A	SFA	75 58	112	H	SFA	79 65				
				310	H	Houston Baptist	90 55	244	H	Abilene Christian	77 71				
				227	H	A&M-Corpus Christi	65 59	278	H	McNeese	83 58				

Non-Div I Games: Howard Payne 101 37 Schreiner 116 37 Louisiana Col. 93 62 S' western Assemblies 92 49 Lamar University

Average RPI Win:	232	WON-LOST	WINNING	LAST 10	STRENGTH OF	OPP. STRENGTH	TEAM	ADJ.	CONF.	ADJ CONF.
Average RPI Loss:	160	RECORD	PCT. RANK	GAMES	SCHEDULE	OF SCHEDULE	RPI	RPI	RPI	RPI
DIV. I ONLY	14- 15	188	3- 7	251	213	212	212	16	16	
DIV. I NON-CONF.	5- 5	169	0- 0	322	289	242	242	18	18	

TOTALS	RPI 1-25	RPI 26-50	W-L RECORDS	RPI 51-100	RPI 101-999	RPI 201+				
14- 15	0- 0	0- 2	OVERALL	2- 4	12- 9	11- 7				
9- 5	0- 0	0- 0	HOME	2- 1	7- 4	6- 3				
5- 9	0- 0	0- 1	AWAY	0- 3	5- 5	5- 4				
0- 1	0- 0	0- 1	NEUTRAL	0- 0	0- 0	0- 0				
5- 5	0- 0	0- 2	NON-CONFERENCE	0- 0	5- 3	5- 3				
3- 1	0- 0	0- 0	HOME	0- 0	3- 1	3- 1				
2- 3	0- 0	0- 1	AWAY	0- 0	2- 2	2- 2				
0- 1	0- 0	0- 1	NEUTRAL	0- 0	0- 0	0- 0				
9- 10	0- 0	0- 0	CONFERENCE	2- 4	7- 6	6- 4				
6- 4	0- 0	0- 0	HOME	2- 1	4- 3	3- 2				
3- 6	0- 0	0- 0	AWAY	0- 3	3- 3	3- 2				
0- 0	0- 0	0- 0	NEUTRAL	0- 0	0- 0	0- 0				

RPI 1-25				RPI 26-50				RPI 51-100				RPI 101+				Team's RPI: 212	
RPI	S	Opponent	Score	RPI	S	Opponent	Score	RPI	S	Opponent	Score	RPI	S	Opponent	Score		
				26	N	Villanova	42 62	52	A	American	64 82	152	A	Army West Point	50 55		
				36	A	Minnesota	73 107	52	H	American	44 60	152	H	Army West Point	60 62		
								76	A	Navy	50 53	152	H	Army West Point	59 55		
								76	H	Navy	66 63	235	A	Boston U.	65 56		
								94	A	Bucknell I	52 59	235	H	Boston U.	74 58		
								94	H	Bucknell I	66 62	237	A	Lafayette	72 62		
												237	H	Lafayette	70 45		
												238	A	Loyola Maryland	64 67		
												238	H	Loyola Maryland	64 55		
												242	A	Holy Cross	49 54		
												242	H	Holy Cross	62 65		
												246	H	La Salle	61 69		
												247	A	Sacred Heart	55 65		
												261	A	LIU Brooklyn	69 72		
												266	A	Cornell	62 57		
												274	H	Fairfield	56 53		
												284	A	Monmouth	75 57		
												290	A	Colgate	59 51		
												290	H	Colgate	48 54		
												292	H	Mt. St. Mary's	75 71		
												339	H	NJIT	64 50		
LAST 12 Division I GAMES:																	
				152	H	Army West Point	60 62	52	H	American	44 60						
				242	H	Holy Cross	62 65	94	A	Bucknell I	52 59						
				237	A	Lafayette	72 62	235	A	Boston U.	65 56						
				238	H	Loyola Maryland	64 55	76	A	Navy	50 53						
				152	A	Army West Point	50 55	238	A	Loyola Maryland	64 67						
				290	H	Colgate	48 54	152	H	Army West Point	59 55						

Non-Div I Games: Mansfield 77 47

Lehigh

Average RPI Win:	257	WON-LOST	WINNING	LAST 10	STRENGTH OF	OPP. STRENGTH	TEAM	ADJ.	CONF.	ADJ CONF.
Average RPI Loss:	93	RECORD	PCT. RANK	GAMES	SCHEDULE	OF SCHEDULE	RPI	RPI	RPI	RPI
DIV. I ONLY	22- 10	66	8- 2	157	274	81	81	27	27	
DIV. I NON-CONF.	3- 8	264	0- 1	37	88	136	136	28	28	

TOTALS	RPI 1-25	RPI 26-50	W-L RECORDS	RPI 51-100	RPI 101-999	RPI 201+				
22- 10	0- 2	0- 2	OVERALL	0- 3	22- 3	17- 2				
13- 0	0- 0	0- 0	HOME	0- 0	13- 0	10- 0				
8- 8	0- 2	0- 1	AWAY	0- 2	8- 3	7- 2				
1- 2	0- 0	0- 1	NEUTRAL	0- 1	1- 0	0- 0				
3- 8	0- 2	0- 2	NON-CONFERENCE	0- 3	3- 1	2- 1				
1- 0	0- 0	0- 0	HOME	0- 0	1- 0	1- 0				
1- 6	0- 2	0- 1	AWAY	0- 2	1- 1	1- 1				
1- 2	0- 0	0- 1	NEUTRAL	0- 1	1- 0	0- 0				
19- 2	0- 0	0- 0	CONFERENCE	0- 0	19- 2	15- 1				
12- 0	0- 0	0- 0	HOME	0- 0	12- 0	9- 0				
7- 2	0- 0	0- 0	AWAY	0- 0	7- 2	6- 1				
0- 0	0- 0	0- 0	NEUTRAL	0- 0	0- 0	0- 0				

RPI 1-25				RPI 26-50				RPI 51-100 Team's RPI: 81				RPI 101+			
RPI	S	Opponent	Score	RPI	S	Opponent	Score	RPI	S	Opponent	Score	RPI	S	Opponent	Score
12	A	Tennessee	60 100	34	A	Michigan	50 74	69	A	Drake	68 96	124	A	Radford	45 52
14	A	Duke	51 68	38	N	Northern Colo.	57 65	70	A	James Madison	47 58	124	H	Radford	61 56
								80	N	Houston	68 75	184	N	Denver	82 69
												187	A	High Point	65 42
												187	H	High Point	57 49
												187	H	High Point	78 54
												210	A	UNC Asheville	41 48
												210	H	UNC Asheville	53 48
												210	H	UNC Asheville	60 42
												226	A	Gardner-Webb	85 60
												226	H	Gardner-Webb	59 41
												248	A	Presbyterian	76 64
												248	H	Presbyterian	63 55
												257	A	Campbell	46 33
												257	H	Campbell	60 42
												277	A	Massachusetts	61 64
												279	A	Old Dominion	63 55
												291	H	Valparaiso	61 40
												319	A	Charleston So.	95 57
												319	H	Charleston So.	80 53
												319	H	Charleston So.	63 53
												343	A	Winthrop	73 53
												343	H	Winthrop	63 37
												344	A	Longwood	63 51
												344	H	Longwood	73 36

LAST 12 Division I GAMES:															
12	A	Tennessee	60 100	319	A	Charleston So.	95 57	210	H	UNC Asheville	60 42	343	A	Winthrop	73 53
187	H	High Point	78 54	210	H	UNC Asheville	53 48	124	A	Radford	45 52	257	A	Campbell	46 33
319	H	Charleston So.	80 53	226	H	Gardner-Webb	59 41								
187	H	High Point	57 49												
344	H	Longwood	73 36												

Non-Div I Games: Limestone 68 38 Shippensburg 105 43

Liberty

Average RPI Win:	300	WON-LOST	WINNING	LAST 10	STRENGTH OF	OPP. STRENGTH	TEAM	ADJ.	CONF.	ADJ CONF.
Average RPI Loss:	148	RECORD	PCT. RANK	GAMES	SCHEDULE	OF SCHEDULE	RPI	RPI	RPI	RPI
DIV. I ONLY	12- 19	233	5- 5	278	262	259	259	23	23	
DIV. I NON-CONF.	4- 11	276	0- 0	277	281	282	282	22	22	

TOTALS	RPI 1-25	RPI 26-50	W-L RECORDS	RPI 51-100	RPI 101-999	RPI 201+				
12- 19	0- 0	0- 3	OVERALL	0- 5	12- 11	12- 6				
7- 7	0- 0	0- 1	HOME	0- 3	7- 3	7- 2				
5- 12	0- 0	0- 2	AWAY	0- 2	5- 8	5- 4				
0- 0	0- 0	0- 0	NEUTRAL	0- 0	0- 0	0- 0				
4- 11	0- 0	0- 0	NON-CONFERENCE	0- 3	4- 8	4- 3				
2- 4	0- 0	0- 0	HOME	0- 2	2- 2	2- 1				
2- 7	0- 0	0- 0	AWAY	0- 1	2- 6	2- 2				
0- 0	0- 0	0- 0	NEUTRAL	0- 0	0- 0	0- 0				
8- 8	0- 0	0- 3	CONFERENCE	0- 2	8- 3	8- 3				
5- 3	0- 0	0- 1	HOME	0- 1	5- 1	5- 1				
3- 5	0- 0	0- 2	AWAY	0- 1	3- 2	3- 2				
0- 0	0- 0	0- 0	NEUTRAL	0- 0	0- 0	0- 0				

RPI 1-25				RPI 26-50				RPI 51-100				RPI 101+				Team's RPI: 259
RPI	S	Opponent	Score	RPI	S	Opponent	Score	RPI	S	Opponent	Score	RPI	S	Opponent	Score	
				45	A	FGCU	52 88	57	A	Bal I St.	46 84	113	A	Middle Tenn.	48 72	
				45	A	FGCU	55 105	67	H	Belmont	59 91	125	A	Butler	58 70	
				45	H	FGCU	54 68	86	H	Alabama	51 73	127	A	Saint Louis	57 101	
								96	A	Jacksonville	48 70	153	A	Vanderbilt	82 92	
								96	H	Jacksonville	63 70	193	H	Morehead St.	55 75	
												208	A	Stetson	71 91	
												208	H	Stetson	55 59	
												240	A	North Florida	73 69	
												240	H	North Florida	78 57	
												250	H	Austin Peay	63 71	
												263	A	Col. of Charleston	69 85	
												294	H	Murray St.	65 64	
												300	A	Kennesaw St.	64 62	
												300	H	Kennesaw St.	69 52	
												303	A	USC Upstate	64 80	
												303	H	USC Upstate	97 78	
												303	H	USC Upstate	95 53	
												308	H	Alabama A&M	66 50	
												313	A	Tennessee Tech	61 57	
												319	A	Charleston So.	58 54	
												330	A	Tennessee St.	64 71	
												339	A	NJIT	74 58	
												339	H	NJIT	66 58	
LAST 12 Division I GAMES:																
				45	A	FGCU	55 105	240	H	North Florida	78 57					
				303	H	USC Upstate	95 53	303	A	USC Upstate	64 80					
				300	H	Kennesaw St.	69 52	339	H	NJIT	66 58					
				208	A	Stetson	71 91	303	H	USC Upstate	97 78					
				45	A	FGCU	52 88	339	A	NJIT	74 58					
				96	H	Jacksonville	63 70	45	H	FGCU	54 68					

Non-Div I Games:

Lipscomb

Average RPI Win:	219	WON-LOST	WINNING	LAST 10	STRENGTH OF	OPP. STRENGTH	TEAM	ADJ.	CONF.	ADJ CONF.
Average RPI Loss:	89	RECORD	PCT. RANK	GAMES	SCHEDULE	OF SCHEDULE	RPI	RPI	RPI	RPI
DIV. I ONLY	23- 10	60	8- 2	179	127	85	85	22	22	
DIV. I NON-CONF.	3- 9	277	0- 1	35	4	184	184	23	23	

TOTALS	RPI 1-25	RPI 26-50	W-L RECORDS	RPI 51-100	RPI 101-999	RPI 201+				
23- 10	0- 3	1- 1	OVERALL	1- 2	21- 4	13- 1				
12- 3	0- 0	1- 1	HOME	1- 0	10- 2	6- 1				
8- 7	0- 3	0- 0	AWAY	0- 2	8- 2	6- 0				
3- 0	0- 0	0- 0	NEUTRAL	0- 0	3- 0	1- 0				
3- 9	0- 3	1- 1	NON-CONFERENCE	1- 2	1- 3	0- 1				
3- 3	0- 0	1- 1	HOME	1- 0	1- 2	0- 1				
0- 6	0- 3	0- 0	AWAY	0- 2	0- 1	0- 0				
0- 0	0- 0	0- 0	NEUTRAL	0- 0	0- 0	0- 0				
20- 1	0- 0	0- 0	CONFERENCE	0- 0	20- 1	13- 0				
9- 0	0- 0	0- 0	HOME	0- 0	9- 0	6- 0				
8- 1	0- 0	0- 0	AWAY	0- 0	8- 1	6- 0				
3- 0	0- 0	0- 0	NEUTRAL	0- 0	3- 0	1- 0				

RPI 1-25				RPI 26-50				RPI 51-100 Team's RPI: 85				RPI 101+			
RPI	S	Opponent	Score	RPI	S	Opponent	Score	RPI	S	Opponent	Score	RPI	S	Opponent	Score
4	A	Mississippi St.	48 86	31	H	LSU	37 56	87	A	Kansas St.	51 66	126	H	Texas St.	63 48
9	A	Florida St.	49 91	39	H	Oklahoma	68 56	97	H	Missouri St.	63 51	126	N	Texas St.	54 53
17	A	Texas A&M	49 66					99	A	Rice	51 58	127	A	Saint Louis	45 48
												141	H	Louisiana Tech	49 58
												162	A	Louisiana	72 63
												162	H	Louisiana	78 43
												168	A	South Ala.	47 35
												175	A	Troy	70 76
												175	N	Troy	66 63
												178	H	UT Arlington	59 57
												196	H	Memphis	86 57
												202	H	Tulsa	61 74
												220	A	Arkansas St.	64 58
												220	H	Arkansas St.	53 43
												222	A	Coastal Caro.	51 49
												222	H	Coastal Caro.	53 44
												262	A	Appalachian St.	52 40
												262	H	Appalachian St.	61 35
												262	N	Appalachian St.	66 34
												304	A	Georgia St.	65 50
												304	H	Georgia St.	54 47
												325	A	Ga. Southern	64 34
												325	H	Ga. Southern	92 52
												338	A	La.-Monroe	71 47
												338	H	La.-Monroe	57 37

LAST 12 Division I GAMES:															
		9	A	Florida St.	49	91				262	H	Appalachian St.	61	35	
		126	N	Texas St.	54	53				222	H	Coastal Caro.	53	44	
		175	N	Troy	66	63				220	A	Arkansas St.	64	58	
		262	N	Appalachian St.	66	34				175	A	Troy	70	76	
		162	A	Louisiana	72	63				168	A	South Ala.	47	35	
		338	A	La.-Monroe	71	47				304	H	Georgia St.	54	47	

Non-Div I Games:

Little Rock

Average RPI Win:	232	WON-LOST	WINNING	LAST 10	STRENGTH OF	OPP. STRENGTH	TEAM	ADJ.	CONF.	ADJ CONF.
Average RPI Loss:	190	RECORD	PCT. RANK	GAMES	SCHEDULE	OF SCHEDULE	RPI	RPI	RPI	RPI
DIV. I ONLY	8- 23	294	6- 4	269	233	301	301	21	21	
DIV. I NON-CONF.	2- 12	305	0- 0	279	274	320	320	19	19	

TOTALS	RPI 1-25	RPI 26-50	W-L RECORDS	RPI 51-100	RPI 101-999	RPI 201+				
8- 23	0- 1	0- 0	OVERALL	0- 3	8- 19	5- 13				
4- 10	0- 1	0- 0	HOME	0- 1	4- 8	3- 5				
4- 10	0- 0	0- 0	AWAY	0- 0	4- 0	2- 0				
0- 3	0- 0	0- 0	NEUTRAL	0- 0	0- 3	0- 2				
2- 12	0- 1	0- 0	NON-CONFERENCE	0- 1	2- 10	2- 7				
0- 6	0- 1	0- 0	HOME	0- 0	0- 5	0- 4				
2- 4	0- 0	0- 0	AWAY	0- 1	2- 3	2- 2				
0- 2	0- 0	0- 0	NEUTRAL	0- 0	0- 2	0- 1				
6- 11	0- 0	0- 0	CONFERENCE	0- 2	6- 9	3- 6				
4- 4	0- 0	0- 0	HOME	0- 1	4- 3	3- 1				
2- 6	0- 0	0- 0	AWAY	0- 1	2- 5	0- 4				
0- 1	0- 0	0- 0	NEUTRAL	0- 0	0- 1	0- 1				

RPI 1-25				RPI 26-50				RPI 51-100				RPI 101+				Team's RPI: 301
RPI	S	Opponent	Score	RPI	S	Opponent	Score	RPI	S	Opponent	Score	RPI	S	Opponent	Score	
12	H	Tennessee	61 90					55	A	Southern Cal i forn i a	60 75	140	H	Loyol a Marymount	69 84	
								66	A	UC Davi s	49 79	146	A	Cal Pol y	61 70	
								66	H	UC Davi s	71 83	146	H	Cal Pol y	64 75	
												165	A	San Diego	40 74	
												170	A	CSUN	59 51	
												170	H	CSUN	67 54	
												174	N	Oral Roberts	58 64	
												199	A	UC Irvi ne	80 73	
												199	H	UC Irvi ne	81 100	
												207	A	UC Santa Barbara	44 51	
												207	H	UC Santa Barbara	74 90	
												216	H	Montana St.	51 62	
												221	H	New Mexico St.	63 72	
												225	A	UC Ri versi de	53 77	
												225	H	UC Ri versi de	70 58	
												225	N	UC Ri versi de	66 79	
												234	A	Montana	60 67	
												236	H	Pepperdi ne	71 83	
												245	H	Ill i noi s St.	51 59	
												251	A	Grand Canyon	65 63	
												253	A	Hawai i	66 74	
												253	H	Hawai i	85 80	
												271	A	Ari zona	80 72	
												281	N	VCU	59 69	
												320	A	Cal St. Fullerton	61 67	
												320	H	Cal St. Fullerton	67 47	
												339	A	NJIT	57 73	

LAST 12 Divi s i on I GAMES:																
				225	N	UC Ri versi de	66 79	66	A	UC Davi s	49 79					
				170	H	CSUN	67 54	146	A	Cal Pol y	61 70					
				225	H	UC Ri versi de	70 58	170	A	CSUN	59 51					
				253	H	Hawai i	85 80	199	H	UC Irvi ne	81 100					
				199	A	UC Irvi ne	80 73	66	H	UC Davi s	71 83					
				320	H	Cal St. Fullerton	67 47	146	H	Cal Pol y	64 75					

Non-Di v I Games:

Long Beach St.

■ Loss,
 ■ Non-Conf,
 ■ S Site,
 ■ Home
 ■ A Away
 N Neutral

Average RPI Win: 276

Average RPI Loss: 234

WON-LOST
RECORDWINNING
PCT. RANKLAST 10
GAMESSTRENGTH OF
SCHEDULEOPP. STRENGTH
OF SCHEDULETEAM
RPIADJ.
RPICONF.
RPIADJ CONF.
RPIDIV. I ONLY
DIV. I NON-CONF.6- 23
1- 9316
3184- 6
0- 0338
342345
348344
349344
34927
2827
28

TOTALS

RPI 1-25

RPI 26-50

W-L RECORDS

RPI 51-100

RPI 101-999

RPI 201+

6- 23
5- 8
1- 14
0- 10- 0
0- 0
0- 0
0- 00- 0
0- 0
0- 0
0- 0OVERALL
HOME
AWAY
NEUTRAL0- 2
0- 1
0- 0
0- 06- 21
5- 7
1- 1
0- 16- 15
5- 5
1- 0
0- 11- 9
1- 3
0- 6
0- 00- 0
0- 0
0- 0
0- 00- 0
0- 0
0- 0
0- 0NON-CONFERENCE
HOME
AWAY
NEUTRAL0- 0
0- 0
0- 0
0- 01- 9
1- 3
0- 6
0- 01- 7
1- 3
0- 4
0- 05- 14
4- 5
1- 8
0- 10- 0
0- 0
0- 0
0- 00- 0
0- 0
0- 0
0- 0CONFERENCE
HOME
AWAY
NEUTRAL0- 2
0- 1
0- 1
0- 05- 12
4- 4
1- 7
0- 15- 8
4- 2
1- 5
0- 1

RPI 1-25

RPI 26-50

RPI 51-100

RPI 101+

Team's RPI: 344

RPI S Opponent Score

RPI S Opponent Score

RPI S Opponent Score

RPI S Opponent Score

81 A Liberty 36 73
81 H Liberty 51 63

106	A	George Mason	41	60
124	A	Radford	39	81
124	H	Radford	33	52
187	A	High Point	41	62
187	H	High Point	39	75
200	A	Eastern Mich.	44	73
210	A	UNC Asheville	52	82
210	H	UNC Asheville	67	54
219	H	Norfolk St.	45	64
226	A	Gardner-Webb	41	52
226	H	Gardner-Webb	54	61
248	A	Presbyterian	75	60
248	H	Presbyterian	66	56
257	A	Campbell	48	58
257	H	Campbell	57	50
280	H	Fairleigh Dickinson	52	72
291	H	Valparaiso	68	81
311	A	Marshall	45	90
319	A	Charleston So.	57	73
319	H	Charleston So.	61	78
319	N	Charleston So.	62	72
321	A	N.C. Central	75	87
328	A	Wagner	43	60
333	A	Delaware St.	56	60
343	A	Winthrop	60	69
343	H	Winthrop	90	60
348	H	UMass Lowell	84	82

LAST 12 Division I GAMES:

319	N	Charleston So.	62	72	226	A	Gardner-Webb	41	52
343	H	Winthrop	90	60	248	A	Presbyterian	75	60
81	A	Liberty	36	73	187	H	High Point	39	75
210	H	UNC Asheville	67	54	319	H	Charleston So.	61	78
124	A	Radford	39	81	343	A	Winthrop	60	69
257	H	Campbell	57	50	257	A	Campbell	48	58

Longwood

Longwood

Non-Div I Games:

Milligan

66 56

Longwood

Average RPI Win:	256	WON-LOST	WINNING	LAST 10	STRENGTH OF	OPP. STRENGTH	TEAM	ADJ.	CONF.	ADJ CONF.
Average RPI Loss:	111	RECORD	PCT. RANK	GAMES	SCHEDULE	OF SCHEDULE	RPI	RPI	RPI	RPI
DIV. I ONLY	17- 15	157	5- 5	167	235	162	162	22	22	
DIV. I NON-CONF.	5- 6	187	0- 0	124	99	152	152	23	23	

TOTALS	RPI 1-25	RPI 26-50	W-L RECORDS	RPI 51-100	RPI 101-999	RPI 201+				
17- 15	0- 2	0- 1	OVERALL	0- 3	17- 9	14- 0				
7- 6	0- 0	0- 0	HOME	0- 1	7- 5	7- 0				
7- 6	0- 1	0- 0	AWAY	0- 1	7- 1	5- 0				
3- 3	0- 1	0- 0	NEUTRAL	0- 0	3- 2	2- 0				
5- 6	0- 2	0- 1	NON-CONFERENCE	0- 1	5- 2	5- 0				
3- 1	0- 0	0- 0	HOME	0- 0	3- 1	3- 0				
1- 3	0- 1	0- 1	AWAY	0- 1	1- 0	1- 0				
1- 2	0- 1	0- 0	NEUTRAL	0- 0	1- 1	1- 0				
12- 9	0- 0	0- 0	CONFERENCE	0- 2	12- 7	9- 0				
4- 5	0- 0	0- 0	HOME	0- 1	4- 4	4- 0				
6- 3	0- 0	0- 0	AWAY	0- 1	6- 2	4- 0				
2- 1	0- 0	0- 0	NEUTRAL	0- 0	2- 1	1- 0				

RPI 1-25				RPI 26-50				RPI 51-100				RPI 101+ Team's RPI: 162			
RPI	S	Opponent	Score	RPI	S	Opponent	Score	RPI	S	Opponent	Score	RPI	S	Opponent	Score
4	N	Mississippi St.	37 94	31	A	LSU	45 60	84	A	Toledo	55 79	103	H	Auburn	60 70
17	A	Texas A&M	62 83					85	A	Little Rock	43 78	126	A	Texas St.	65 58
								85	H	Little Rock	63 72	126	H	Texas St.	53 56
												126	N	Texas St.	56 62
												128	N	Cleveland St.	45 54
												168	A	South Ala.	59 56
												168	H	South Ala.	57 72
												175	A	Troy	53 72
												175	H	Troy	55 62
												178	A	UT Arlington	61 63
												178	H	UT Arlington	34 38
												178	N	UT Arlington	54 48
												220	A	Arkansas St.	77 75
												220	H	Arkansas St.	60 53
												222	H	Coastal Caro.	59 55
												230	N	Niagara	68 52
												231	H	New Orleans	66 57
												262	H	Appalachian St.	61 45
												278	H	McNeese	98 86
												293	H	Alcorn	67 47
												297	A	Southeastern La.	68 56
												304	A	Georgia St.	75 60
												325	A	Ga. Southern	58 48
												325	N	Ga. Southern	88 81
												338	A	La.-Monroe	76 48
												338	H	La.-Monroe	63 55
LAST 12 Division I GAMES:															
				126	N	Texas St.	56 62	175	A	Troy	53 72				
				178	N	UT Arlington	54 48	178	H	UT Arlington	34 38				
				325	N	Ga. Southern	88 81	126	H	Texas St.	53 56				
				85	H	Little Rock	63 72	325	A	Ga. Southern	58 48				
				220	H	Arkansas St.	60 53	304	A	Georgia St.	75 60				
				168	A	South Ala.	59 56	338	A	La.-Monroe	76 48				

Non-Div I Games: Dillard

53 60

Louisiana

Average RPI Win: 201	WON-LOST RECORD	WINNING PCT. RANK	LAST 10 GAMES	STRENGTH OF SCHEDULE	OPP. STRENGTH OF SCHEDULE	TEAM RPI	ADJ. RPI	CONF. RPI	ADJ CONF. RPI
Average RPI Loss: 156									

DIV. I ONLY	18- 12	107	6- 4	176	191	141	141	18	18
DIV. I NON-CONF.	8- 5	104	0- 1	272	170	192	192	20	20

TOTALS	RPI 1-25	RPI 26-50	W-L RECORDS	RPI 51-100	RPI 101-999	RPI 201+			
18- 12	0- 1	0- 0	OVERALL	5- 3	13- 8	8- 4			
11- 5	0- 0	0- 0	HOME	1- 3	10- 2	7- 0			
6- 5	0- 1	0- 0	AWAY	3- 0	3- 4	1- 3			
1- 2	0- 0	0- 0	NEUTRAL	1- 0	0- 2	0- 1			
8- 5	0- 1	0- 0	NON-CONFERENCE	2- 1	6- 3	4- 1			
6- 2	0- 0	0- 0	HOME	0- 1	6- 1	4- 0			
1- 2	0- 1	0- 0	AWAY	1- 0	0- 1	0- 0			
1- 1	0- 0	0- 0	NEUTRAL	1- 0	0- 1	0- 1			
10- 7	0- 0	0- 0	CONFERENCE	3- 2	7- 5	4- 3			
5- 3	0- 0	0- 0	HOME	1- 2	4- 1	3- 0			
5- 3	0- 0	0- 0	AWAY	2- 0	3- 3	1- 3			
0- 1	0- 0	0- 0	NEUTRAL	0- 0	0- 1	0- 0			

RPI 1-25	RPI 26-50	RPI 51-100	RPI 101+	Team's RPI: 141
RPI S Opponent Score	RPI S Opponent Score	RPI S Opponent Score	RPI S Opponent Score	
11 A Texas 54 88		58 H Western Ky. 64 74	103 A Auburn 59 75	
		74 A UAB 70 60	113 A Middle Tenn. 66 49	
		74 H UAB 61 66	163 H Clemson 47 55	
		85 A Little Rock 58 49	173 H Charlotte 51 64	
		97 H Missouri St. 59 63	176 A UTEP 65 62	
		99 A Rice 70 62	195 H Grambling 64 53	
		99 H Rice 75 55	196 H Memphis 65 40	
		100 N Penn St. 71 59	201 H North Texas 61 53	
			201 N North Texas 69 76	
			217 A Southern Miss. 50 65	
			217 H Southern Miss. 89 57	
			230 N Niagara 67 73	
			241 A Fla. Atlantic 72 86	
			258 H UTSA 63 55	
			278 H McNeese 78 62	
			279 H Old Dominion 59 45	
			293 H Alcorn 87 50	
			299 A FIU 54 57	
			310 H Houston Baptist 85 62	
			311 A Marshall 74 65	
			338 H La.-Monroe 71 49	
LAST 12 Division I GAMES:				
97 H Missouri St. 59 63	176 A UTEP 65 62			
201 N North Texas 69 76	99 H Rice 75 55			
99 A Rice 70 62	74 H UAB 61 66			
74 A UAB 70 60	113 A Middle Tenn. 66 49			
217 H Southern Miss. 89 57	58 H Western Ky. 64 74			
173 H Charlotte 51 64	279 H Old Dominion 59 45			

Non-Div I Games: LSU-Alexandria 87 47

Louisiana Tech

Average RPI Win:	93	WON-LOST	WINNING	LAST 10	STRENGTH OF	OPP. STRENGTH	TEAM	ADJ.	CONF.	ADJ CONF.
Average RPI Loss:	5	RECORD	PCT. RANK	GAMES	SCHEDULE	OF SCHEDULE	RPI	RPI	RPI	RPI
DIV. I ONLY	36- 3	4	9- 1	10	2	3	3	1	1	
DIV. I NON-CONF.	18- 2	8	4- 1	24	7	4	4	1	1	

TOTALS	RPI 1-25	RPI 26-50	W-L RECORDS	RPI 51-100	RPI 101-999	RPI 201+				
36- 3	9- 3	9- 0	OVERALL	4- 0	14- 0	5- 0				
18- 1	4- 1	3- 0	HOME	1- 0	10- 0	3- 0				
13- 1	2- 1	4- 0	AWAY	3- 0	4- 0	2- 0				
5- 1	3- 1	2- 0	NEUTRAL	0- 0	0- 0	0- 0				
18- 2	4- 2	4- 0	NON-CONFERENCE	2- 0	8- 0	4- 0				
11- 0	2- 0	1- 0	HOME	1- 0	7- 0	3- 0				
5- 1	1- 1	2- 0	AWAY	1- 0	1- 0	1- 0				
2- 1	1- 1	1- 0	NEUTRAL	0- 0	0- 0	0- 0				
18- 1	5- 1	5- 0	CONFERENCE	2- 0	6- 0	1- 0				
7- 1	2- 1	2- 0	HOME	0- 0	3- 0	0- 0				
8- 0	1- 0	2- 0	AWAY	2- 0	3- 0	1- 0				
3- 0	2- 0	1- 0	NEUTRAL	0- 0	0- 0	0- 0				

RPI S Opponent Score	RPI S Opponent Score	RPI S Opponent Score	RPI S Opponent Score
1 H Notre Dame 100 67	27 N Oregon St. 76 43	56 A Miami (FL) 84 74	105 H Boise St. 74 42
1 N Notre Dame 74 72	30 A Virginia 77 41	65 A Georgia Tech 74 71	111 H Wake Forest 89 52
2 A UConn 58 69	30 H Virginia 51 39	84 H Toledo 90 55	113 H Middle Tenn. 80 26
4 N Mississippi St. 63 73	32 A South Dakota St. 68 64	88 A Kentucky 87 63	114 A North Carolina 67 57
6 H Oregon 74 61	34 H Michigan 74 49		153 H Vanderbilt 79 57
7 A Ohio St. 95 90	40 A Indiana 72 59		158 H UT Martin 91 56
9 H Florida St. 49 50	41 A Syracuse 84 77		163 H Clemson 65 46
13 N Stanford 86 59	47 H Virginia Tech 67 56		185 A Pittsburgh 77 51
14 H Duke 66 60	47 N Virginia Tech 73 70		185 H Pittsburgh 81 49
16 A NC State 55 47			209 A Boston College 87 52
16 N NC State 64 59			228 H Southeast Mo. St. 80 40
21 H Marquette 90 72			288 A Air Force 62 50
			294 H Murray St. 115 51
			330 H Tennessee St. 95 56
LAST 12 Division I GAMES:			
4 N Mississippi St. 63 73	16 N NC State 64 59		
27 N Oregon St. 76 43	47 N Virginia Tech 73 70		
13 N Stanford 86 59	185 H Pittsburgh 81 49		
21 H Marquette 90 72	30 H Virginia 51 39		
105 H Boise St. 74 42	114 A North Carolina 67 57		
1 N Notre Dame 74 72	209 A Boston College 87 52		

Non-Div I Games:

RPI 1-25					
RPI	S	Opponent	Score		
21	A	Marquette	30	92	
22	A	DePaul	47	88	

RPI 26-50					
RPI	S	Opponent	Score		
28	H	Green Bay	39	76	

RPI 51-100					
RPI	S	Opponent	Score		
69	A	Drake	46	72	
69	H	Drake	53	97	
97	A	Missouri St.	36	75	
97	H	Missouri St.	58	69	

RPI 101+					
RPI	S	Opponent	Score		
101	H	Western Mich.	47	65	
122	A	Milwaukee	41	63	
125	A	Butler	52	64	
135	A	UNI	41	70	
135	H	UNI	39	64	
148	A	Northern Ill.	71	80	
154	H	Youngstown St.	49	73	
171	A	Southern Ill.	46	62	
171	H	Southern Ill.	62	53	
245	A	Illinois St.	49	57	
245	H	Illinois St.	62	59	
265	A	Indiana St.	67	74	
265	H	Indiana St.	65	73	
270	A	Bradley	71	61	
270	H	Bradley	57	59	
291	A	Valparaiso	60	76	
291	H	Valparaiso	53	63	
291	N	Valparaiso	46	63	
326	A	Fort Wayne	70	79	
332	H	Ill.-Chicgo	57	55	
346	A	Chicago St.	46	28	
349	A	Evansville	60	47	
349	H	Evansville	82	63	

Team's RPI: 309					
-----------------	--	--	--	--	--

LAST 12 Division I GAMES:					
291	N	Valparaiso	46	63	
135	H	UNI	39	64	
69	H	Drake	53	97	
265	A	Indiana St.	67	74	
349	A	Evansville	60	47	
171	H	Southern Ill.	62	53	
97	H	Missouri St.	58	69	
291	H	Valparaiso	53	63	
270	A	Bradley	71	61	
245	A	Illinois St.	49	57	
349	H	Evansville	82	63	
265	H	Indiana St.	65	73	

Average RPI Loss: 154

DIV. I ONLY	9- 21	272	3- 7	120	215	238	238	16	16
DIV. I NON-CONF.	2- 9	293	0- 0	165	234	268	268	18	18
TOTALS	RPI 1-25	RPI 26-50	W-L RECORDS	RPI 51-100	RPI 101-999	RPI 201+			
9- 21	0- 2	0- 0	OVERALL	2- 6	7- 13	7- 8			
6- 7	0- 0	0- 0	HOME	1- 3	5- 4	5- 2			
3- 14	0- 2	0- 0	AWAY	1- 3	2- 9	2- 6			
0- 0	0- 0	0- 0	NEUTRAL	0- 0	0- 0	0- 0			
2- 9	0- 2	0- 0	NON-CONFERENCE	0- 1	2- 6	2- 3			
1- 3	0- 0	0- 0	HOME	0- 1	1- 2	1- 1			
1- 6	0- 2	0- 0	AWAY	0- 0	1- 4	1- 2			
0- 0	0- 0	0- 0	NEUTRAL	0- 0	0- 0	0- 0			
7- 12	0- 0	0- 0	CONFERENCE	2- 5	5- 7	5- 5			
5- 4	0- 0	0- 0	HOME	1- 2	4- 2	4- 1			
2- 8	0- 0	0- 0	AWAY	1- 3	1- 5	1- 4			
0- 0	0- 0	0- 0	NEUTRAL	0- 0	0- 0	0- 0			

[illegible]

Loyola Maryl and

Average RPI Win:	206	WON-LOST	WINNING	LAST 10	STRENGTH OF	OPP. STRENGTH	TEAM	ADJ.	CONF.	ADJ CONF.
Average RPI Loss:	137	RECORD	PCT. RANK	GAMES	SCHEDULE	OF SCHEDULE	RPI	RPI	RPI	RPI
DIV. I ONLY	18- 11	101	6- 4	244	123	140	140	14	14	
DIV. I NON-CONF.	7- 3	68	0- 0	299	114	151	151	12	12	

TOTALS	RPI 1-25	RPI 26-50	W-L RECORDS	RPI 51-100	RPI 101-999	RPI 201+				
18- 11	0- 0	0- 2	OVERALL	3- 1	15- 8	9- 2				
10- 5	0- 0	0- 1	HOME	2- 1	8- 3	5- 0				
8- 5	0- 0	0- 1	AWAY	1- 0	7- 4	4- 2				
0- 1	0- 0	0- 0	NEUTRAL	0- 0	0- 1	0- 0				
7- 3	0- 0	0- 0	NON-CONFERENCE	1- 1	6- 2	4- 1				
4- 2	0- 0	0- 0	HOME	1- 1	3- 1	2- 0				
3- 1	0- 0	0- 0	AWAY	0- 0	3- 1	2- 1				
0- 0	0- 0	0- 0	NEUTRAL	0- 0	0- 0	0- 0				
11- 8	0- 0	0- 2	CONFERENCE	2- 0	9- 6	5- 1				
6- 3	0- 0	0- 1	HOME	1- 0	5- 2	3- 0				
5- 4	0- 0	0- 1	AWAY	1- 0	4- 3	2- 1				
0- 1	0- 0	0- 0	NEUTRAL	0- 0	0- 1	0- 0				

RPI 1-25				RPI 26-50				RPI 51-100				RPI 101+ Team's RPI: 140			
RPI	S	Opponent	Score	RPI	S	Opponent	Score	RPI	S	Opponent	Score	RPI	S	Opponent	Score
				37	A	Gonzaga	67 77	55	H	Southern California	70 80	127	A	Saint Louis	62 60
				37	H	Gonzaga	69 75	79	A	Saint Mary's (CA)	75 65	136	A	San Francisco	60 78
								79	H	Saint Mary's (CA)	69 57	136	H	San Francisco	65 60
								83	H	Miami (OH)	84 71	136	N	San Francisco	76 89
												159	A	BYU	52 62
												159	H	BYU	55 67
												165	A	San Diego	67 53
												165	H	San Diego	54 60
												170	H	CSUN	68 75
												191	A	Pacific	79 77
												191	H	Pacific	75 60
												200	H	Eastern Mich.	73 64
												207	H	UC Santa Barbara	67 61
												215	A	SMU	60 63
												225	A	UC Riverside	67 59
												236	A	Pepperdine	74 85
												236	H	Pepperdine	75 60
												271	H	Arizona	84 70
												289	A	Santa Clara	65 51
												289	H	Santa Clara	64 45
												301	A	Long Beach St.	84 69
												318	A	Portland	63 60
												318	H	Portland	76 55

LAST 12 Division I GAMES:															
				136	N	San Francisco	76 89	79	A	Saint Mary's (CA)	75 65				
				191	A	Pacific	79 77	318	H	Portland	76 55				
				289	H	Santa Clara	64 45	159	A	BYU	52 62				
				136	H	San Francisco	65 60	165	A	San Diego	67 53				
				37	H	Gonzaga	69 75	236	H	Pepperdine	75 60				
				236	A	Pepperdine	74 85	318	A	Portland	63 60				

Non-Div I Games: Cal St. Dom. Hills 84 52

Loyola Marymount

Average RPI Win: 220	WON-LOST RECORD	WINNING PCT. RANK	LAST 10 GAMES	STRENGTH OF SCHEDULE	OPP. STRENGTH OF SCHEDULE	TEAM RPI	ADJ. RPI	CONF. RPI	ADJ CONF. RPI
Average RPI Loss: 74									
DIV. I ONLY	21- 10	70	8- 2	119	152	73	73	20	20
DIV. I NON-CONF.	5- 7	208	0- 1	55	8	86	86	24	24

TOTALS	RPI 1-25	RPI 26-50	W-L RECORDS	RPI 51-100	RPI 101-999	RPI 201+			
21- 10	0- 4	0- 0	OVERALL	2- 3	19- 3	10- 0			
10- 2	0- 0	0- 0	HOME	2- 0	8- 2	4- 0			
8- 8	0- 4	0- 0	AWAY	0- 3	8- 1	4- 0			
3- 0	0- 0	0- 0	NEUTRAL	0- 0	3- 0	2- 0			
5- 7	0- 4	0- 0	NON-CONFERENCE	1- 2	4- 1	3- 0			
2- 1	0- 0	0- 0	HOME	1- 0	1- 1	1- 0			
2- 6	0- 4	0- 0	AWAY	0- 2	2- 0	1- 0			
1- 0	0- 0	0- 0	NEUTRAL	0- 0	1- 0	1- 0			
16- 3	0- 0	0- 0	CONFERENCE	1- 1	15- 2	7- 0			
8- 1	0- 0	0- 0	HOME	1- 0	7- 1	3- 0			
6- 2	0- 0	0- 0	AWAY	0- 1	6- 1	3- 0			
2- 0	0- 0	0- 0	NEUTRAL	0- 0	2- 0	1- 0			

RPI	S	Opponent	Score	RPI	S	Opponent	Score	RPI	S	Opponent	Score	RPI	S	Opponent	Score
4	A	Mississippi St.	43 83					56	A	Miami (FL)	70 80	121	A	Dartmouth	64 51
7	A	Ohio St.	70 83					62	H	Harvard	76 51	129	H	Tulane	34 42
11	A	Texas	54 83					82	A	Albany (NY)	54 68	137	A	Hartford	59 44
14	A	Duke	39 69					82	H	Albany (NY)	74 69	137	H	Hartford	59 56
								84	A	Tol edo	64 65	137	H	Hartford	74 65
												160	A	Binghamton	61 38
												160	H	Binghamton	62 66
												181	A	New Hampshire	56 46
												181	H	New Hampshire	77 46
												181	N	New Hampshire	64 48
												189	A	Stony Brook	68 76
												189	H	Stony Brook	64 56
												209	A	Boston College	61 40
												295	A	Vermont	79 47
												295	H	Vermont	64 55
												298	H	Bryant	70 68
												300	N	Kennesaw St.	75 39
												323	A	UMBC	64 50
												323	H	UMBC	69 36
												323	N	UMBC	65 43
												348	A	UMass Lowell	69 51
												348	H	UMass Lowell	70 65
LAST 12 Division I GAMES:															
11	A	Texas	54 83	348	H	UMass Lowell	70 65								
137	H	Hartford	74 65	189	A	Stony Brook	68 76								
181	N	New Hampshire	64 48	181	H	New Hampshire	77 46								
323	N	UMBC	65 43	137	H	Hartford	59 56								
82	H	Albany (NY)	74 69	160	A	Binghamton	61 38								
295	A	Vermont	79 47	348	A	UMass Lowell	69 51								

Non-Div I Games: Maine Maritime 89 49 Me.-Fort Kent 100 40

Maine

Average RPI Win:	303	WON-LOST	WINNING	LAST 10	STRENGTH OF	OPP. STRENGTH	TEAM	ADJ.	CONF.	ADJ CONF.
Average RPI Loss:	167	RECORD	PCT. RANK	GAMES	SCHEDULE	OF SCHEDULE	RPI	RPI	RPI	RPI
DIV. I ONLY	13- 18	219	5- 5	320	299	264	264	28	28	
DIV. I NON-CONF.	3- 8	264	0- 0	123	243	222	222	26	26	

TOTALS	RPI 1-25	RPI 26-50	W-L RECORDS	RPI 51-100	RPI 101-999	RPI 201+				
13- 18	0- 0	0- 2	OVERALL	0- 4	13- 12	13- 8				
7- 5	0- 0	0- 1	HOME	0- 2	7- 2	7- 2				
4- 12	0- 0	0- 1	AWAY	0- 2	4- 9	4- 6				
2- 1	0- 0	0- 0	NEUTRAL	0- 0	2- 1	2- 0				
3- 8	0- 0	0- 1	NON-CONFERENCE	0- 4	3- 3	3- 1				
1- 2	0- 0	0- 0	HOME	0- 2	1- 0	1- 0				
1- 6	0- 0	0- 1	AWAY	0- 2	1- 3	1- 1				
1- 0	0- 0	0- 0	NEUTRAL	0- 0	1- 0	1- 0				
10- 10	0- 0	0- 1	CONFERENCE	0- 0	10- 9	10- 7				
6- 3	0- 0	0- 1	HOME	0- 0	6- 2	6- 2				
3- 6	0- 0	0- 0	AWAY	0- 0	3- 6	3- 5				
1- 1	0- 0	0- 0	NEUTRAL	0- 0	1- 1	1- 0				

RPI 1-25				RPI 26-50				RPI 51-100				RPI 101+ Team's RPI: 264			
RPI	S	Opponent	Score	RPI	S	Opponent	Score	RPI	S	Opponent	Score	RPI	S	Opponent	Score
30	A	Vi rgi ni a	47 69	30	A	Vi rgi ni a	47 69	53	A	Cal i forni a	66 87	161	A	Marist	40 65
33	H	Qui nni pi ac	64 80	33	H	Qui nni pi ac	64 80	75	H	Fordham	48 54	161	N	Marist	60 84
								82	H	Al bany (NY)	56 62	181	A	New Hampshi re	55 68
								100	A	Penn St.	46 78	189	A	Stony Brook	59 74
												203	A	Si ena	51 56
												203	H	Si ena	54 56
												230	A	Ni agara	64 65
												230	H	Ni agara	82 64
												247	A	Sacred Heart	61 65
												254	A	Ri der	51 67
												254	H	Ri der	50 53
												261	A	LIU Brookl yn	72 38
												274	A	Fai rfi el d	52 55
												274	H	Fai rfi el d	55 44
												275	H	St. Franci s Brookl yn	57 54
												284	A	Monmouth	59 63
												284	H	Monmouth	63 53
												285	A	Can i si us	59 56
												285	H	Can i si us	58 39
												322	N	Coppin St.	74 56
												342	A	I ona	57 48
												342	H	I ona	67 63
												342	N	I ona	55 39
												347	A	Saint Peter's	60 39
												347	H	Saint Peter's	76 64
LAST 12 Di vi si on I GAMES:															
161	N	Marist	60 84	284	A	Monmouth	59 63								
342	N	Iona	55 39	274	H	Fai rfi el d	55 44								
254	H	Ri der	50 53	230	H	Ni agara	82 64								
347	A	Saint Peter's	60 39	274	A	Fai rfi el d	52 55								
342	A	Iona	57 48	254	A	Ri der	51 67								
203	H	Si ena	54 56	284	H	Monmouth	63 53								

Non-Div I Games:

Manhattan

Average RPI Win:	274	WON-LOST	WINNING	LAST 10	STRENGTH OF	OPP. STRENGTH	TEAM	ADJ.	CONF.	ADJ CONF.
Average RPI Loss:	117	RECORD	PCT. RANK	GAMES	SCHEDULE	OF SCHEDULE	RPI	RPI	RPI	RPI
DIV. I ONLY	20- 14	115	6- 4	255	246	161	161	28	28	
DIV. I NON-CONF.	4- 9	246	0- 1	237	130	248	248	26	26	

TOTALS	RPI 1-25	RPI 26-50	W-L RECORDS	RPI 51-100	RPI 101-999	RPI 201+				
20- 14	0- 0	0- 4	OVERALL	0- 3	20- 7	20- 3				
9- 4	0- 0	0- 1	HOME	0- 1	9- 2	9- 1				
10- 7	0- 0	0- 1	AWAY	0- 1	10- 5	10- 2				
1- 3	0- 0	0- 2	NEUTRAL	0- 1	1- 0	1- 0				
4- 9	0- 0	0- 1	NON-CONFERENCE	0- 3	4- 5	4- 1				
2- 2	0- 0	0- 0	HOME	0- 1	2- 1	2- 0				
2- 5	0- 0	0- 0	AWAY	0- 1	2- 4	2- 1				
0- 2	0- 0	0- 1	NEUTRAL	0- 1	0- 0	0- 0				
16- 5	0- 0	0- 3	CONFERENCE	0- 0	16- 2	16- 2				
7- 2	0- 0	0- 1	HOME	0- 0	7- 1	7- 1				
8- 2	0- 0	0- 1	AWAY	0- 0	8- 1	8- 1				
1- 1	0- 0	0- 1	NEUTRAL	0- 0	1- 0	1- 0				

RPI	S	Opponent	Score	RPI	S	Opponent	Score	RPI	S	Opponent	Score	RPI	S	Opponent	Score
33	A	Qui nni pi ac	56 62	55	N	Southern Cal i forn i a	57 78	121	H	Dartmouth	51 60	132	A	Seton Hall	60 85
33	H	Qui nni pi ac	74 80	71	A	St. John's (NY)	47 68	155	A	Northeastern	72 78	192	A	Temple	77 83
33	N	Qui nni pi ac	58 67	76	H	Navy	70 77	203	A	Si ena	67 51	203	A	Si ena	53 58
48	N	Purdue	47 61					203	H	Si ena	73 54	230	A	Ni agara	84 78
								230	H	Ni agara	61 68	235	A	Boston U.	80 52
								242	H	Holy Cross	85 74	253	A	Hawai i	63 70
								254	A	Ri der	80 69	254	H	Ri der	68 67
								264	H	Manhattan	65 40	264	N	Manhattan	84 60
								274	A	Fai rfi el d	48 34	274	H	Fai rfi el d	71 63
								277	A	Massachusetts	88 60	284	A	Monmouth	85 57
								284	H	Monmouth	69 46	285	A	Can i si us	78 53
								285	H	Can i si us	58 47	334	H	Rhode Isl and	64 42
								342	A	I ona	55 45	342	H	I ona	75 55
								347	A	Saint Peter's	86 53				
LAST 12 Di vi si on I GAMES:															
71	A	St. John's (NY)	47 68	33	H	Qui nni pi ac	74 80	274	A	Fai rfi el d	48 34	285	H	Can i si us	58 47
33	N	Qui nni pi ac	58 67	284	A	Monmouth	85 57	203	H	Si ena	73 54	342	H	I ona	75 55
203	A	Si ena	67 51												
264	N	Manhattan	84 60												
230	H	Ni agara	61 68												
342	A	I ona	55 45												

Non-Di v I Games:

Marist

Average RPI	Win:	135	WON-LOST	WINNING	LAST 10	STRENGTH OF	OPP. STRENGTH	TEAM	ADJ.	CONF.	ADJ CONF.
Average RPI	Loss:	35	RECORD	PCT. RANK	GAMES	SCHEDULE	OF SCHEDULE	RPI	RPI	RPI	RPI
DIV. I ONLY		24- 10	54	8- 2	29	48	21	21	6	6	
DIV. I NON-CONF.		7- 6	162	1- 1	20	31	49	49	6	6	

TOTALS	RPI 1-25		RPI 26-50		W-L RECORDS		RPI 51-100		RPI 101-999		RPI 201+
24- 10	1- 5		5- 3		OVERALL		3- 2		15- 0		8- 0
12- 1	1- 0		1- 1		HOME		2- 0		8- 0		5- 0
8- 8	0- 4		2- 2		AWAY		1- 2		5- 0		2- 0
4- 1	0- 1		2- 0		NEUTRAL		0- 0		2- 0		1- 0
7- 6	0- 3		1- 2		NON-CONFERENCE		0- 1		6- 0		4- 0
4- 0	0- 0		0- 0		HOME		0- 0		4- 0		3- 0
1- 5	0- 2		0- 2		AWAY		0- 1		1- 0		0- 0
2- 1	0- 1		1- 0		NEUTRAL		0- 0		1- 0		1- 0
17- 4	1- 2		4- 1		CONFERENCE		3- 1		9- 0		4- 0
8- 1	1- 0		1- 1		HOME		2- 0		4- 0		2- 0
7- 3	0- 2		2- 0		AWAY		1- 1		4- 0		2- 0
2- 0	0- 0		1- 0		NEUTRAL		0- 0		1- 0		0- 0

RPI	S	Opponent	Score	RPI	S	Opponent	Score	RPI	S	Opponent	Score	RPI	S	Opponent	Score
1	A	Notre Dame	85 91	26	A	Villanova	67 57	71	A	St. John's (NY)	76 57	122	A	Milwaukee	83 68
3	A	Louisville	72 90	26	H	Villanova	90 69	71	H	St. John's (NY)	74 72	125	A	Butler	78 59
12	N	Tennessee	99 101	28	A	Green Bay	55 63	89	A	New Mexico	87 88	125	H	Butler	69 67
22	A	DePaul	63 98	34	A	Michigan	76 82	98	A	Georgetown	58 85	125	N	Butler	73 61
22	A	DePaul	83 95	43	A	Creighton	92 77	98	H	Georgetown	71 68	132	A	Seton Hall	81 54
22	H	DePaul	93 81	43	H	Creighton	73 74					132	H	Seton Hall	97 84
				43	N	Creighton	76 70					152	H	Army West Point	83 53
				44	N	Dayton	84 65					206	H	Wisconsin	88 65
LAST 12 Division I GAMES:															
3	A	Louisville	72 90	132	A	Seton Hall	81 54					218	A	Providence	77 60
44	N	Dayton	84 65	98	H	Georgetown	71 68					218	H	Providence	94 61
22	A	DePaul	63 98	26	H	Villanova	90 69					224	A	Xavier	80 63
43	N	Creighton	76 70	125	A	Butler	78 59					224	H	Xavier	88 67
125	N	Butler	73 61	224	A	Xavier	80 63					234	N	Montana	87 68
71	A	St. John's (NY)	76 57	43	H	Creighton	73 74					238	H	Loyola Maryland	83 63
												309	H	Loyola Chicago	92 30

Non-Div I Games:

Marquette

Average RPI Win: 281	WON-LOST RECORD	WINNING PCT. RANK	LAST 10 GAMES	STRENGTH OF SCHEDULE	OPP. STRENGTH OF SCHEDULE	TEAM RPI	ADJ. RPI	CONF. RPI	ADJ CONF. RPI
Average RPI Loss: 165									
DIV. I ONLY	7- 20	291	3- 7	285	197	311	311	18	18
DIV. I NON-CONF.	4- 7	227	0- 0	334	217	322	322	20	20

TOTALS	RPI 1-25	RPI 26-50	W-L RECORDS	RPI 51-100	RPI 101-999	RPI 201+			
7- 20	0- 0	0- 0	OVERALL	0- 6	7- 14	5- 7			
5- 10	0- 0	0- 0	HOME	0- 3	5- 7	4- 3			
2- 10	0- 0	0- 0	AWAY	0- 3	2- 7	1- 4			
0- 0	0- 0	0- 0	NEUTRAL	0- 0	0- 0	0- 0			
4- 7	0- 0	0- 0	NON-CONFERENCE	0- 2	4- 5	4- 1			
3- 4	0- 0	0- 0	HOME	0- 1	3- 3	3- 1			
1- 3	0- 0	0- 0	AWAY	0- 1	1- 2	1- 0			
0- 0	0- 0	0- 0	NEUTRAL	0- 0	0- 0	0- 0			
3- 13	0- 0	0- 0	CONFERENCE	0- 4	3- 9	1- 6			
2- 6	0- 0	0- 0	HOME	0- 2	2- 4	1- 2			
1- 7	0- 0	0- 0	AWAY	0- 2	1- 5	0- 4			
0- 0	0- 0	0- 0	NEUTRAL	0- 0	0- 0	0- 0			

RPI 1-25				RPI 26-50				RPI 51-100				RPI 101+ Team's RPI: 311			
RPI	S	Opponent	Score	RPI	S	Opponent	Score	RPI	S	Opponent	Score	RPI	S	Opponent	Score
								58	A	Western Ky.	50 77	113	H	Middle Tenn.	57 73
								58	H	Western Ky.	66 86	120	H	Ohio	52 54
								74	H	UAB	62 69	128	A	Cleveland St.	76 85
								88	A	Kentucky	39 69	141	H	Louisiana Tech	65 74
								99	A	Rice	44 87	171	H	Southern Ill.	59 64
								100	H	Penn St.	65 80	173	A	Charlotte	61 67
												176	H	UTEP	66 64
												180	A	Florida	69 74
												201	A	North Texas	62 54
												217	A	Southern Miss.	61 70
												241	A	Fla. Atlantic	59 79
												241	H	Fla. Atlantic	55 62
												258	H	UTSA	59 72
												262	H	Appalachian St.	54 56
												272	H	Morgan St.	73 68
												279	A	Old Dominion	53 69
												299	A	FIU	54 67
												299	H	FIU	78 75
												330	A	Tennessee St.	71 65
												343	H	Winthrop	70 40
												344	H	Longwood	90 45

LAST 12 Division I GAMES:															
241	H	Fla. Atlantic	55 62	258	H	UTSA	59 72								
201	A	North Texas	62 54	217	A	Southern Miss.	61 70								
99	A	Rice	44 87	173	A	Charlotte	61 67								
58	A	Western Ky.	50 77	299	H	FIU	78 75								
176	H	UTEP	66 64	113	H	Middle Tenn.	57 73								
74	H	UAB	62 69	58	H	Western Ky.	66 86								

Non-Div I Games: Ky. Christian 111 38 Alice Lloyd 96 46

Marshall

Average RPI Win:	128	WON-LOST	WINNING	LAST 10	STRENGTH OF	OPP. STRENGTH	TEAM	ADJ.	CONF.	ADJ CONF.
Average RPI Loss:	27	RECORD	PCT. RANK	GAMES	SCHEDULE	OF SCHEDULE	RPI	RPI	RPI	RPI
DIV. I ONLY	26- 8	32	5- 5	28	23	18	18	3	3	
DIV. I NON-CONF.	12- 3	31	1- 1	98	41	31	31	4	4	

TOTALS	RPI 1-25	RPI 26-50	W-L RECORDS	RPI 51-100	RPI 101-999	RPI 201+				
26- 8	2- 4	6- 3	OVERALL	8- 1	10- 0	9- 0				
12- 3	2- 1	2- 1	HOME	3- 1	5- 0	5- 0				
10- 4	0- 2	2- 2	AWAY	4- 0	4- 0	3- 0				
4- 1	0- 1	2- 0	NEUTRAL	1- 0	1- 0	1- 0				
12- 3	0- 3	2- 0	NON-CONFERENCE	3- 0	7- 0	7- 0				
6- 1	0- 1	0- 0	HOME	2- 0	4- 0	4- 0				
4- 2	0- 2	1- 0	AWAY	1- 0	2- 0	2- 0				
2- 0	0- 0	1- 0	NEUTRAL	0- 0	1- 0	1- 0				
14- 5	2- 1	4- 3	CONFERENCE	5- 1	3- 0	2- 0				
6- 2	2- 0	2- 1	HOME	1- 1	1- 0	1- 0				
6- 2	0- 0	1- 2	AWAY	3- 0	2- 0	1- 0				
2- 1	0- 1	1- 0	NEUTRAL	1- 0	0- 0	0- 0				

RPI 1-25				Team's RPI: 18				RPI 26-50				RPI 51-100				RPI 101+			
RPI	S	Opponent	Score	RPI	S	Opponent	Score	RPI	S	Opponent	Score	RPI	S	Opponent	Score	RPI	S	Opponent	Score
2	A	UConn	72 97	29	N	Princeton	77 57	56	A	Miami (FL)	79 71	177	A	Northwestern	68 65				
7	H	Ohio St.	99 69	30	A	Virginia	60 59	64	A	Michigan St.	76 68	206	A	Wisconsin	71 44				
7	N	Ohio St.	69 79	34	A	Michigan	65 71	64	H	Michigan St.	68 82	229	A	Akron	75 54				
10	H	South Carolina	86 94	36	A	Minnesota	74 93	68	A	Nebraska	64 57	230	H	Niagara	92 65				
16	A	NC State	60 74	40	H	Indiana	74 70	68	H	Nebraska	77 75	233	H	Illinois	100 65				
24	H	Iowa	80 64	40	N	Indiana	67 54	68	N	Nebraska	66 53	238	H	Loyola Maryland	114 45				
				42	A	Rutgers	72 54	78	H	George Washington	80 54	268	H	Howard	111 49				
				42	H	Rutgers	88 60	82	H	Albany (NY)	91 58	292	H	Mt. St. Mary's	97 57				
				48	H	Purdue	65 75	100	A	Penn St.	69 65	300	N	Kennesaw St.	89 35				
LAST 12 Division I GAMES:																			
16	A	NC State	60 74	34	A	Michigan	65 71												
29	N	Princeton	77 57	36	A	Minnesota	74 93												
7	N	Ohio St.	69 79	48	H	Purdue	65 75												
68	N	Nebraska	66 53	42	A	Rutgers	72 54												
40	N	Indiana	67 54	64	A	Michigan St.	76 68												
68	H	Nebraska	77 75	68	A	Nebraska	64 57												

Non-Div I Games:

Maryland

Massachusetts

Through Games Of April 1, 2018

Average RPI Win:	275	WON-LOST	WINNING	LAST 10	STRENGTH OF	OPP. STRENGTH	TEAM	ADJ.	CONF.	ADJ CONF.
Average RPI Loss:	158	RECORD	PCT. RANK	GAMES	SCHEDULE	OF SCHEDULE	RPI	RPI	RPI	RPI
DIV. I ONLY	12- 16	218	5- 5	339	202	277	277	11	11	
DIV. I NON-CONF.	6- 5	149	0- 0	346	339	289	289	10	10	

TOTALS	RPI 1-25	RPI 26-50	W-L RECORDS	RPI 51-100	RPI 101-999	RPI 201+				
12- 16	0- 0	0- 1	OVERALL	1- 3	11- 12	10- 5				
7- 6	0- 0	0- 1	HOME	1- 1	6- 4	5- 1				
4- 10	0- 0	0- 0	AWAY	0- 2	4- 8	4- 4				
1- 0	0- 0	0- 0	NEUTRAL	0- 0	1- 0	1- 0				
6- 5	0- 0	0- 0	NON-CONFERENCE	1- 0	5- 5	5- 3				
3- 2	0- 0	0- 0	HOME	1- 0	2- 2	2- 0				
2- 3	0- 0	0- 0	AWAY	0- 0	2- 3	2- 3				
1- 0	0- 0	0- 0	NEUTRAL	0- 0	1- 0	1- 0				
6- 11	0- 0	0- 1	CONFERENCE	0- 3	6- 7	5- 2				
4- 4	0- 0	0- 1	HOME	0- 1	4- 2	3- 1				
2- 7	0- 0	0- 0	AWAY	0- 2	2- 5	2- 1				
0- 0	0- 0	0- 0	NEUTRAL	0- 0	0- 0	0- 0				

RPI 1-25				RPI 26-50				RPI 51-100				RPI 101+				Team's RPI: 277	
RPI	S	Opponent	Score	RPI	S	Opponent	Score	RPI	S	Opponent	Score	RPI	S	Opponent	Score		
				44	H	Dayton	49 78										
								72	A	Duquesne	57 60	106	A	George Mason	60 71		
								75	H	Fordham	51 62	127	A	Saint Louis	63 64		
								78	A	George Washington	49 55	127	A	Saint Louis	64 70		
								81	H	Liberty	64 61	131	H	Saint Joseph's	79 84		
												155	H	Northeastern	54 64		
												161	H	Marist	60 88		
												188	A	Davidson	81 87		
												188	H	Davidson	70 68		
												204	A	Richmond	58 49		
												204	H	Richmond	39 51		
												205	A	North Dakota	52 82		
												246	H	La Salle	69 66		
												260	A	St. Bonaventure	59 69		
												281	H	VCU	79 75		
												282	H	Towson	72 49		
												286	A	North Dakota St.	70 82		
												307	A	UTRGV	59 67		
												314	A	Incarnate Word	64 45		
												334	A	Rhode Island	61 59		
												334	H	Rhode Island	87 50		
												341	N	Mississippi Val.	85 46		
												347	H	Saint Peter's	81 65		
												348	A	UMass Lowell	73 63		
LAST 12 Division I GAMES:																	
				127	A	Saint Louis	64 70	44	H	Dayton	49 78						
				334	H	Rhode Island	87 50	246	H	La Salle	69 66						
				204	A	Richmond	58 49	204	H	Richmond	39 51						
				188	H	Davidson	70 68	334	A	Rhode Island	61 59						
				78	A	George Washington	49 55	188	A	Davidson	81 87						
				106	A	George Mason	60 71	281	H	VCU	79 75						

Non-Div I Games: Me.-Fort Kent 111 45 Fisher 121 38

Massachusetts

Loss, Non-Conf, S Site, H Home A Away N Neutral

Average RPI Win:	310	WON-LOST	WINNING	LAST 10	STRENGTH OF	OPP. STRENGTH	TEAM	ADJ.	CONF.	ADJ CONF.
Average RPI Loss:	161	RECORD	PCT. RANK	GAMES	SCHEDULE	OF SCHEDULE	RPI	RPI	RPI	RPI
DIV. I ONLY	9- 18	255	3- 7	288	267	278	278	26	26	
DIV. I NON-CONF.	1- 7	310	0- 0	126	82	277	277	25	25	

TOTALS	RPI 1-25	RPI 26-50	W-L RECORDS	RPI 51-100	RPI 101-999	RPI 201+				
9- 18	0- 2	0- 0	OVERALL	0- 0	9- 16	9- 6				
4- 8	0- 0	0- 0	HOME	0- 0	4- 8	4- 3				
5- 9	0- 2	0- 0	AWAY	0- 0	5- 7	5- 2				
0- 1	0- 0	0- 0	NEUTRAL	0- 0	0- 1	0- 1				
1- 7	0- 2	0- 0	NON-CONFERENCE	0- 0	1- 5	1- 1				
1- 2	0- 0	0- 0	HOME	0- 0	1- 2	1- 0				
0- 5	0- 2	0- 0	AWAY	0- 0	0- 3	0- 1				
0- 0	0- 0	0- 0	NEUTRAL	0- 0	0- 0	0- 0				
8- 11	0- 0	0- 0	CONFERENCE	0- 0	8- 11	8- 5				
3- 6	0- 0	0- 0	HOME	0- 0	3- 6	3- 3				
5- 4	0- 0	0- 0	AWAY	0- 0	5- 4	5- 1				
0- 1	0- 0	0- 0	NEUTRAL	0- 0	0- 1	0- 1				

RPI 1-25				RPI 26-50				RPI 51-100				RPI 101+ Team's RPI: 278			
RPI	S	Opponent	Score	RPI	S	Opponent	Score	RPI	S	Opponent	Score	RPI	S	Opponent	Score
5	A	Baylor	34 95									102	A	Lamar University	58 83
11	A	Texas	34 100									102	H	Lamar University	72 81
												112	A	SFA	58 73
												118	H	Central Ark.	45 51
												129	H	Tulane	66 70
												141	A	Louisiana Tech	62 78
												162	A	Louisiana	86 98
												179	A	Nicholls St.	51 63
												179	H	Nicholls St.	54 61
												195	H	Grambling	60 75
												215	A	SMU	59 65
												227	H	A&M-Corpus Christi	70 64
												227	N	A&M-Corpus Christi	52 75
												231	A	New Orleans	62 84
												231	H	New Orleans	64 77
												244	H	Abilene Christian	75 80
												297	A	Southeastern La.	77 65
												297	H	Southeastern La.	69 47
												310	A	Houston Baptist	86 74
												310	H	Houston Baptist	61 67
												314	A	Incarnate Word	66 57
												336	A	Sam Houston St.	66 63
												337	A	Northwestern St.	60 44
												337	H	Northwestern St.	72 67
												338	H	La.-Monroe	65 61
LAST 12 Division I GAMES:															
				227	N	A&M-Corpus Christi	52 75	118	H	Central Ark.	45 51				
				102	H	Lamar University	72 81	297	H	Southeastern La.	69 47				
				227	H	A&M-Corpus Christi	70 64	112	A	SFA	58 73				
				310	H	Houston Baptist	61 67	337	A	Northwestern St.	60 44				
				179	A	Nicholls St.	51 63	336	A	Sam Houston St.	66 63				
				231	A	New Orleans	62 84	102	A	Lamar University	58 83				

Non-Div I Games: LSU-Alexandria 73 53 Louisiana Col. 84 46 Southern-N. O. 76 61

McNeese

Average RPI Win:	139	WON-LOST	WINNING	LAST 10	STRENGTH OF	OPP. STRENGTH	TEAM	ADJ.	CONF.	ADJ CONF.
Average RPI Loss:	43	RECORD	PCT. RANK	GAMES	SCHEDULE	OF SCHEDULE	RPI	RPI	RPI	RPI
DIV. I ONLY	21- 11	77	6- 4	45	19	56	56	1	1	
DIV. I NON-CONF.	10- 4	62	0- 1	158	100	105	105	1	1	

TOTALS	RPI 1-25	RPI 26-50	W-L RECORDS	RPI 51-100	RPI 101-999	RPI 201+				
21- 11	2- 6	4- 1	OVERALL	3- 2	12- 2	6- 0				
13- 5	2- 3	2- 0	HOME	3- 1	6- 1	4- 0				
5- 4	0- 2	2- 0	AWAY	0- 1	3- 1	1- 0				
3- 2	0- 1	0- 1	NEUTRAL	0- 0	3- 0	1- 0				
10- 4	0- 1	0- 1	NON-CONFERENCE	3- 1	7- 1	5- 0				
8- 2	0- 1	0- 0	HOME	3- 1	5- 0	4- 0				
0- 1	0- 0	0- 0	AWAY	0- 0	0- 1	0- 0				
2- 1	0- 0	0- 1	NEUTRAL	0- 0	2- 0	1- 0				
11- 7	2- 5	4- 0	CONFERENCE	0- 1	5- 1	1- 0				
5- 3	2- 2	2- 0	HOME	0- 0	1- 1	0- 0				
5- 3	0- 2	2- 0	AWAY	0- 1	3- 0	1- 0				
1- 1	0- 1	0- 0	NEUTRAL	0- 0	1- 0	0- 0				

RPI 1-25				RPI 26-50				RPI 51-100				RPI 101+			
RPI	S	Opponent	Score	RPI	S	Opponent	Score	RPI	S	Opponent	Score	RPI	S	Opponent	Score
1	A	Notre Dame	76 83	30	A	Virginia	77 62	64	H	Michigan St.	67 57	111	H	Wake Forest	50 61
3	H	Louisville	74 84	33	N	Quinnipiac	72 86	65	A	Georgia Tech	51 70	111	N	Wake Forest	68 60
9	A	Florida St.	67 105	41	H	Syracuse	72 67	71	H	St. John's (NY)	64 74	114	A	North Carolina	92 72
9	H	Florida St.	71 91	47	A	Virginia Tech	82 78	73	H	Maine	80 70	134	H	Bethune-Cookman	85 39
9	N	Florida St.	69 73	47	H	Virginia Tech	76 46	88	H	Kentucky	65 54	139	A	Colorado	61 67
14	H	Duke	51 48									163	A	Clemson	72 60
16	H	NC State	52 48									171	N	Southern Ill.	75 65
18	H	Maryland	71 79									185	H	Pittsburgh	82 58
LAST 12 Division I GAMES:															
33	N	Quinnipiac	72 86	185	H	Pittsburgh	82 58								
9	N	Florida St.	69 73	9	H	Florida St.	71 91								
111	N	Wake Forest	68 60	16	H	NC State	52 48								
47	H	Virginia Tech	76 46	114	A	North Carolina	92 72								
65	A	Georgia Tech	51 70	47	A	Virginia Tech	82 78								
30	A	Virginia	77 62	3	H	Louisville	74 84								

Non-Div I Games:

Average RPI Win: 194	WON-LOST RECORD	WINNING PCT. RANK	LAST 10 GAMES	STRENGTH OF SCHEDULE	OPP. STRENGTH OF SCHEDULE	TEAM RPI	ADJ. RPI	CONF. RPI	ADJ CONF. RPI
Average RPI Loss: 73									
DIV. I ONLY	21- 11	77	7- 3	122	101	83	83	8	8
DIV. I NON-CONF.	8- 4	77	0- 1	213	308	115	115	8	8

TOTALS	RPI 1-25	RPI 26-50	W-L RECORDS	RPI 51-100	RPI 101-999	RPI 201+			
21- 11	0- 4	0- 1	OVERALL	2- 2	19- 4	9- 0			
11- 4	0- 2	0- 0	HOME	1- 1	10- 1	6- 0			
8- 6	0- 1	0- 1	AWAY	1- 1	7- 3	3- 0			
2- 1	0- 1	0- 0	NEUTRAL	0- 0	2- 0	0- 0			
8- 4	0- 0	0- 1	NON-CONFERENCE	1- 1	7- 2	5- 0			
5- 1	0- 0	0- 0	HOME	0- 1	5- 0	4- 0			
2- 3	0- 0	0- 1	AWAY	1- 0	1- 2	1- 0			
1- 0	0- 0	0- 0	NEUTRAL	0- 0	1- 0	0- 0			
13- 7	0- 4	0- 0	CONFERENCE	1- 1	12- 2	4- 0			
6- 3	0- 2	0- 0	HOME	1- 0	5- 1	2- 0			
6- 3	0- 1	0- 0	AWAY	0- 1	6- 1	2- 0			
1- 1	0- 1	0- 0	NEUTRAL	0- 0	1- 0	0- 0			

RPI 1-25				RPI 26-50				RPI 51-100				RPI 101+			
RPI	S	Opponent	Score	RPI	S	Opponent	Score	RPI	S	Opponent	Score	RPI	S	Opponent	Score
15	H	Central Mich.	66 84	48	A	Purdue	66 75	57	A	Ball St.	61 86	101	A	Western Mich.	70 81
15	N	Central Mich.	58 61					72	H	Duquesne	56 69	117	A	Cincinnati	62 73
20	A	Buffalo	67 72					84	H	Toledo	67 58	120	A	Ohio	78 56
20	H	Buffalo	49 64					91	A	IUPUI	96 83	120	H	Ohio	64 55
												120	N	Ohio	69 66
												140	A	Loyola Marymount	71 84
												148	A	Northern Ill.	77 62
												148	H	Northern Ill.	67 65
												149	A	Kent St.	65 59
												149	H	Kent St.	58 35
												166	H	Jacksonville St.	58 55
												184	N	Denver	69 52
												200	A	Eastern Mich.	73 69
												200	H	Eastern Mich.	59 74
												213	A	Bowling Green	66 62
												213	H	Bowling Green	92 64
												229	A	Akron	77 50
												229	H	Akron	75 67
												265	A	Indiana St.	68 56
												285	H	Canisius	72 47
												291	H	Valparaiso	77 68
												327	H	Detroit Mercy	91 64
												335	H	Florida A&M	73 33

LAST 12 Division I GAMES:															
72	H	Duquesne	56 69	229	A	Akron	77 50								
15	N	Central Mich.	58 61	149	A	Kent St.	65 59								
120	N	Ohio	69 66	20	H	Buffalo	49 64								
149	H	Kent St.	58 35	84	H	Toledo	67 58								
120	A	Ohio	78 56	213	A	Bowling Green	66 62								
213	H	Bowling Green	92 64	148	A	Northern Ill.	77 62								

Non-Div I Games:

Average RPI Win:	148	WON-LOST	WINNING	LAST 10	STRENGTH OF	OPP. STRENGTH	TEAM	ADJ.	CONF.	ADJ CONF.
Average RPI Loss:	38	RECORD	PCT. RANK	GAMES	SCHEDULE	OF SCHEDULE	RPI	RPI	RPI	RPI
DIV. I ONLY	19- 14	123	5- 5	31	32	64	64	3	3	
DIV. I NON-CONF.	12- 4	51	2- 1	78	47	36	36	4	4	

TOTALS	RPI 1-25	RPI 26-50	W-L RECORDS	RPI 51-100	RPI 101-999	RPI 201+				
19- 14	2- 5	4- 5	OVERALL	1- 4	12- 0	6- 0				
11- 5	0- 2	2- 2	HOME	1- 1	8- 0	3- 0				
6- 7	1- 2	2- 2	AWAY	0- 3	3- 0	2- 0				
2- 2	1- 1	0- 1	NEUTRAL	0- 0	1- 0	1- 0				
12- 4	1- 2	1- 0	NON-CONFERENCE	1- 2	9- 0	4- 0				
8- 0	0- 0	1- 0	HOME	1- 0	6- 0	2- 0				
2- 3	0- 1	0- 0	AWAY	0- 2	2- 0	1- 0				
2- 1	1- 1	0- 0	NEUTRAL	0- 0	1- 0	1- 0				
7- 10	1- 3	3- 5	CONFERENCE	0- 2	3- 0	2- 0				
3- 5	0- 2	1- 2	HOME	0- 1	2- 0	1- 0				
4- 4	1- 1	2- 2	AWAY	0- 1	1- 0	1- 0				
0- 1	0- 0	0- 1	NEUTRAL	0- 0	0- 0	0- 0				

RPI 1-25				RPI 26-50				RPI 51-100				RPI 101+			
RPI	S	Opponent	Score	RPI	S	Opponent	Score	RPI	S	Opponent	Score	RPI	S	Opponent	Score
1	A	Notre Dame	59 90	33	H	Quinnipiac	74 55	56	A	Miami (FL)	57 67	101	H	Western Mich.	65 62
2	N	UConn	62 96	34	A	Michigan	48 74	63	A	South Dakota	83 85	115	A	ETSU	83 74
7	A	Ohio St.	62 78	34	H	Michigan	66 61	68	H	Nebraska	69 79	117	H	Cincinnati	81 75
18	A	Maryland	82 68	36	A	Minnesota	77 83	84	H	Toledo	68 66	123	H	Robert Morris	100 58
18	H	Maryland	68 76	40	A	Indiana	68 46	100	A	Penn St.	59 74	177	H	Northwestern	81 51
19	N	South Fla.	83 73	40	H	Indiana	65 69					194	H	Oakland	95 63
24	H	Iowa	68 71	40	N	Indiana	109 111					206	H	Wisconsin	69 61
				42	H	Rutgers	58 61					233	A	Illinois	67 55
				48	A	Purdue	82 68					263	H	Col. of Charleston	107 43
LAST 12 Division I GAMES:															
				63	A	South Dakota	83 85	68	H	Nebraska	69 79				
				84	H	Toledo	68 66	34	H	Michigan	66 61				
				117	H	Cincinnati	81 75	18	H	Maryland	68 76				
				40	N	Indiana	109 111	100	A	Penn St.	59 74				
				48	A	Purdue	82 68	24	H	Iowa	68 71				
				206	H	Wisconsin	69 61	7	A	Ohio St.	62 78				

Non-Div I Games:

Michigan St.

Average RPI Win:	223	WON-LOST	WINNING	LAST 10	STRENGTH OF	OPP. STRENGTH	TEAM	ADJ.	CONF.	ADJ CONF.
Average RPI Loss:	92	RECORD	PCT. RANK	GAMES	SCHEDULE	OF SCHEDULE	RPI	RPI	RPI	RPI
DIV. I ONLY	18- 13	121	5- 5	141	130	113	113	18	18	
DIV. I NON-CONF.	8- 6	138	0- 1	221	66	117	117	20	20	

TOTALS	RPI 1-25	RPI 26-50	W-L RECORDS	RPI 51-100	RPI 101-999	RPI 201+				
18- 13	0- 1	0- 0	OVERALL	2- 8	16- 4	10- 1				
9- 4	0- 0	0- 0	HOME	2- 2	7- 2	4- 1				
8- 7	0- 1	0- 0	AWAY	0- 4	8- 2	5- 0				
1- 2	0- 0	0- 0	NEUTRAL	0- 2	1- 0	1- 0				
8- 6	0- 1	0- 0	NON-CONFERENCE	1- 3	7- 2	5- 0				
5- 0	0- 0	0- 0	HOME	1- 0	4- 0	3- 0				
2- 5	0- 1	0- 0	AWAY	0- 2	2- 2	1- 0				
1- 1	0- 0	0- 0	NEUTRAL	0- 1	1- 0	1- 0				
10- 7	0- 0	0- 0	CONFERENCE	1- 5	9- 2	5- 1				
4- 4	0- 0	0- 0	HOME	1- 2	3- 2	1- 1				
6- 2	0- 0	0- 0	AWAY	0- 2	6- 0	4- 0				
0- 1	0- 0	0- 0	NEUTRAL	0- 1	0- 0	0- 0				

RPI 1-25				RPI 26-50				RPI 51-100				RPI 101+ Team's RPI: 113			
RPI	S	Opponent	Score	RPI	S	Opponent	Score	RPI	S	Opponent	Score	RPI	S	Opponent	Score
3	A	Louisville	26 80					55	N	Southern California	57 72	129	A	Tulane	44 62
								57	A	Ball St.	60 69	141	H	Louisiana Tech	49 66
								58	A	Western Ky.	43 57	153	A	Vanderbilt	65 54
								58	H	Western Ky.	60 76	167	A	Ole Miss	56 65
								65	A	Georgia Tech	45 48	173	A	Charlotte	54 53
								74	A	UAB	58 65	173	H	Charlotte	64 45
								74	H	UAB	51 59	175	H	Troy	73 57
								88	H	Kentucky	62 57	176	A	UTEP	54 45
								99	H	Rice	51 41	201	H	North Texas	56 48
								99	N	Rice	53 61	210	A	UNC Asheville	72 57
												217	H	Southern Miss.	53 61
												241	A	Fla. Atlantic	69 65
												258	A	UTSA	62 47
												259	H	Lipscomb	72 48
												279	H	Old Dominion	65 47
												285	N	Canisius	55 45
												299	A	FIU	63 59
												311	A	Marshall	73 57
												313	H	Tennessee Tech	58 44
												322	H	Coppin St.	69 39

LAST 12 Division I GAMES:															
				57	A	Ball St.	60 69	58	H	Western Ky.	60 76				
				99	N	Rice	53 61	299	A	FIU	63 59				
				279	H	Old Dominion	65 47	241	A	Fla. Atlantic	69 65				
				173	A	Charlotte	54 53	141	H	Louisiana Tech	49 66				
				74	A	UAB	58 65	173	H	Charlotte	64 45				
				99	H	Rice	51 41	311	A	Marshall	73 57				

Non-Div I Games:

Middle Tenn.

■ Loss,
 ■ Non-Conf,
 ■ S Site,
 ■ Home
 ■ A Away
 N Neutral

Average RPI Win:	222	WON-LOST	WINNING	LAST 10	STRENGTH OF	OPP. STRENGTH	TEAM	ADJ.	CONF.	ADJ CONF.
Average RPI Loss:	101	RECORD	PCT. RANK	GAMES	SCHEDULE	OF SCHEDULE	RPI	RPI	RPI	RPI
DIV. I ONLY	21- 12	89	4- 6	223	143	122	122	13	13	
DIV. I NON-CONF.	10- 4	62	1- 1	265	139	100	100	17	17	

TOTALS	RPI 1-25	RPI 26-50	W-L RECORDS	RPI 51-100	RPI 101-999	RPI 201+				
21- 12	0- 1	0- 3	OVERALL	2- 4	19- 4	11- 1				
8- 5	0- 1	0- 1	HOME	1- 1	7- 2	5- 1				
12- 5	0- 0	0- 2	AWAY	1- 2	11- 1	6- 0				
1- 2	0- 0	0- 0	NEUTRAL	0- 1	1- 1	0- 0				
10- 4	0- 1	0- 1	NON-CONFERENCE	0- 2	10- 0	6- 0				
3- 1	0- 1	0- 0	HOME	0- 0	3- 0	3- 0				
6- 2	0- 0	0- 1	AWAY	0- 1	6- 0	3- 0				
1- 1	0- 0	0- 0	NEUTRAL	0- 1	1- 0	0- 0				
11- 8	0- 0	0- 2	CONFERENCE	2- 2	9- 4	5- 1				
5- 4	0- 0	0- 1	HOME	1- 1	4- 2	2- 1				
6- 3	0- 0	0- 1	AWAY	1- 1	5- 1	3- 0				
0- 1	0- 0	0- 0	NEUTRAL	0- 0	0- 1	0- 0				

RPI 1-25				RPI 26-50				RPI 51-100				RPI 101+ Team's RPI: 122			
RPI	S	Opponent	Score	RPI	S	Opponent	Score	RPI	S	Opponent	Score	RPI	S	Opponent	Score
21	H	Marquette	68 83	28	A	Green Bay	29 52	69	A	Drake	73 77	104	A	Western Ill.	77 67
				28	H	Green Bay	36 65	80	N	Houston	59 74	128	A	Cleveland St.	69 63
				40	A	Indiana	54 74	91	A	IUPUI	67 60	128	H	Cleveland St.	79 72
								91	H	IUPUI	68 70	135	A	UNI	81 67
								92	A	Wright St.	51 56	154	A	Youngstown St.	85 86
								92	H	Wright St.	59 53	154	H	Youngstown St.	62 61
												154	N	Youngstown St.	58 62
												170	N	CSUN	58 50
												177	A	Northwestern	66 57
												194	A	Oakland	74 62
												194	H	Oakland	75 80
												206	A	Wisconsin	67 64
												245	H	Illinois St.	61 59
												256	A	Northern Ky.	52 49
												256	H	Northern Ky.	57 60
												286	H	North Dakota St.	74 38
												309	H	Loyola Chicago	63 41
												326	A	Fort Wayne	60 48
												327	A	Detroit Mercy	70 61
												327	H	Detroit Mercy	90 45
												332	A	Ill.-Chicago	76 53
												332	H	Ill.-Chicago	59 44
												346	A	Chicago St.	84 59

LAST 12 Division I GAMES:															
40	A	Indiana	54 74	128	A	Cleveland St.	69 63								
135	A	UNI	81 67	154	A	Youngstown St.	85 86								
154	N	Youngstown St.	58 62	28	H	Green Bay	36 65								
194	H	Oakland	75 80	256	H	Northern Ky.	57 60								
327	H	Detroit Mercy	90 45	92	H	Wright St.	59 53								
91	A	IUPUI	67 60	332	H	Ill.-Chicago	59 44								

Non-Div I Games:

Milwaukee

Average RPI	Win:	142	WON-LOST	WINNING	LAST 10	STRENGTH OF	OPP. STRENGTH	TEAM	ADJ.	CONF.	ADJ CONF.
Average RPI	Loss:	53	RECORD	PCT. RANK	GAMES	SCHEDULE	OF SCHEDULE	RPI	RPI	RPI	RPI
DIV. I ONLY		24- 9		47	7- 3	75	37	36	36	3	3
DIV. I NON-CONF.		12- 3		31	1- 1	229	75	64	64	4	4

TOTALS	RPI 1-25		RPI 26-50		W-L RECORDS	RPI 51-100		RPI 101-999		RPI 201+	
24- 9	3- 4		3- 2		OVERALL	5- 1		13- 2		9- 0	
13- 2	2- 0		1- 1		HOME	2- 1		8- 0		6- 0	
8- 6	0- 3		1- 1		AWAY	3- 0		4- 2		3- 0	
3- 1	1- 1		1- 0		NEUTRAL	0- 0		1- 0		0- 0	
12- 3	0- 1		1- 0		NON-CONFERENCE	2- 0		9- 2		6- 0	
7- 0	0- 0		0- 0		HOME	0- 0		7- 0		5- 0	
3- 3	0- 1		0- 0		AWAY	2- 0		1- 2		1- 0	
2- 0	0- 0		1- 0		NEUTRAL	0- 0		1- 0		0- 0	
12- 6	3- 3		2- 2		CONFERENCE	3- 1		4- 0		3- 0	
6- 2	2- 0		1- 1		HOME	2- 1		1- 0		1- 0	
5- 3	0- 2		1- 1		AWAY	1- 0		3- 0		2- 0	
1- 1	1- 1		0- 0		NEUTRAL	0- 0		0- 0		0- 0	

RPI	S	Opponent	Score	RPI	S	Opponent	Score	Team's RPI: 36	RPI	S	Opponent	Score	RPI	S	Opponent	Score
6	A	Oregon	73 101	28	N	Green Bay	89 77		64	H	Michigan St.	83 77	111	N	Wake Forest	93 81
7	A	Ohio St.	75 91	34	H	Michigan	93 87		68	H	Nebraska	74 79	114	A	North Carolina	83 88
7	N	Ohio St.	88 90	40	H	Indiana	70 82		95	A	UNLV	79 72	146	H	Cal Poly	112 68
18	H	Maryland	93 74	42	A	Rutgers	70 80		98	A	Georgetown	73 63	165	A	San Diego	69 72
24	A	Iowa	84 92	48	A	Purdue	78 74		100	A	Penn St.	91 71	177	A	Northwestern	90 63
24	H	Iowa	77 72						100	H	Penn St.	101 68	200	H	Eastern Mich.	80 56
24	N	Iowa	90 89										206	A	Wisconsin	71 61

LAST 12 Division I GAMES:																
6	A	Oregon	73 101	18	H	Maryland	93 74									
28	N	Green Bay	89 77	34	H	Michigan	93 87									
7	N	Ohio St.	88 90	100	H	Penn St.	101 68									
24	N	Iowa	90 89	48	A	Purdue	78 74									
233	A	Illinois	84 75	24	A	Iowa	84 92									
40	H	Indiana	70 82	206	A	Wisconsin	71 61									

Non-Div I Games:

Minnesota

Average RPI	Win:	95	WON-LOST	WINNING	LAST 10	STRENGTH OF	OPP. STRENGTH	TEAM	ADJ.	CONF.	ADJ CONF.
Average RPI	Loss:	6	RECORD	PCT. RANK	GAMES	SCHEDULE	OF SCHEDULE	RPI	RPI	RPI	RPI
DIV. I ONLY		37- 2		2	8- 2	15	6	4	4	2	2
DIV. I NON-CONF.		19- 1		1	5- 1	14	14	3	3	2	2
<hr/>											
TOTALS	RPI 1-25		RPI 26-50		W-L RECORDS	RPI 51-100		RPI 101-999		RPI 201+	
37- 2	10- 2		6- 0		OVERALL	8- 0		13- 0		4- 0	
18- 0	3- 0		3- 0		HOME	4- 0		8- 0		3- 0	
9- 0	3- 0		1- 0		AWAY	2- 0		3- 0		0- 0	
10- 2	4- 2		2- 0		NEUTRAL	2- 0		2- 0		1- 0	
19- 1	4- 1		5- 0		NON-CONFERENCE	4- 0		6- 0		4- 0	
10- 0	1- 0		3- 0		HOME	2- 0		4- 0		3- 0	
1- 0	0- 0		0- 0		AWAY	1- 0		0- 0		0- 0	
8- 1	3- 1		2- 0		NEUTRAL	1- 0		2- 0		1- 0	
18- 1	6- 1		1- 0		CONFERENCE	4- 0		7- 0		0- 0	
8- 0	2- 0		0- 0		HOME	2- 0		4- 0		0- 0	
8- 0	3- 0		1- 0		AWAY	1- 0		3- 0		0- 0	
2- 1	1- 1		0- 0		NEUTRAL	1- 0		0- 0		0- 0	

RPI	S	Opponent	Score	RPI	S	Opponent	Score	RPI	S	Opponent	Score	RPI	S	Opponent	Score
1	N	Notre Dame	58 61	28	N	Green Bay	67 46	51	N	Arizona St.	65 57	103	H	Auburn	82 61
3	N	Louisville	73 63	30	H	Virginia	68 53	73	H	Maine	83 43	142	H	Arkansas	111 69
6	H	Oregon	90 79	31	A	LSU	83 70	85	H	Little Rock	86 48	153	A	Vanderbilt	95 50
8	N	UCLA	89 73	41	N	Syracuse	76 65	86	H	Alabama	75 61	162	N	Louisiana	94 37
10	H	South Carolina	67 53	46	H	Oklahoma St.	71 56	88	A	Kentucky	85 63	167	A	Ole Miss	69 49
10	N	South Carolina	51 62	46	H	Oklahoma St.	79 76	88	H	Kentucky	74 55	167	H	Ole Miss	76 45
12	A	Tennessee	71 52					88	N	Kentucky	81 58	179	H	Nicholls St.	95 50
16	N	NC State	71 57					95	A	UNLV	103 63	180	A	Florida	98 50
17	H	Texas A&M	76 55									180	H	Florida	90 53
17	N	Texas A&M	70 55									213	N	Columbia	90 54
23	A	Missouri	57 53									217	H	Southern Miss.	91 56
25	A	Georgia	86 62									304	H	Georgia St.	106 50
												341	H	Mississippi Val.	112 36
<hr/>															
LAST 12 Division I GAMES:															
1	N	Notre Dame	58 61	10	N	South Carolina	51 62								
3	N	Louisville	73 63	17	N	Texas A&M	70 55								
8	N	UCLA	89 73	88	N	Kentucky	81 58								
16	N	NC State	71 57	88	A	Kentucky	85 63								
46	H	Oklahoma St.	71 56	103	H	Auburn	82 61								
179	H	Nicholls St.	95 50	17	H	Texas A&M	76 55								

Non-Div I Games:

Mississippi St.

Average RPI Win:	295	WON-LOST	WINNING	LAST 10	STRENGTH OF	OPP. STRENGTH	TEAM	ADJ.	CONF.	ADJ CONF.
Average RPI Loss:	210	RECORD	PCT. RANK	GAMES	SCHEDULE	OF SCHEDULE	RPI	RPI	RPI	RPI
DIV. I ONLY	2- 28	345	1- 9	241	335	341	341	32	32	
DIV. I NON-CONF.	0- 12	337	0- 0	53	154	284	284	32	32	

TOTALS	RPI 1-25	RPI 26-50	W-L RECORDS	RPI 51-100	RPI 101-999	RPI 201+				
2- 28	0- 1	0- 1	OVERALL	0- 4	2- 22	2- 16				
1- 9	0- 0	0- 0	HOME	0- 0	1- 9	1- 6				
1- 14	0- 0	0- 0	AWAY	0- 0	1- 3	1- 2				
0- 5	0- 0	0- 1	NEUTRAL	0- 2	0- 2	0- 2				
0- 12	0- 1	0- 1	NON-CONFERENCE	0- 4	0- 6	0- 4				
0- 1	0- 0	0- 0	HOME	0- 0	0- 1	0- 0				
0- 6	0- 1	0- 0	AWAY	0- 2	0- 3	0- 2				
0- 5	0- 0	0- 1	NEUTRAL	0- 2	0- 2	0- 2				
2- 16	0- 0	0- 0	CONFERENCE	0- 0	2- 16	2- 12				
1- 8	0- 0	0- 0	HOME	0- 0	1- 8	1- 6				
1- 8	0- 0	0- 0	AWAY	0- 0	1- 8	1- 6				
0- 0	0- 0	0- 0	NEUTRAL	0- 0	0- 0	0- 0				

RPI 1-25				RPI 26-50				RPI 51-100				RPI 101+ Team's RPI: 341			
RPI	S	Opponent	Score	RPI	S	Opponent	Score	RPI	S	Opponent	Score	RPI	S	Opponent	Score
4	A	Mi ssi ssi ppi St.	36 112	44	N	Dayton	46 65	58	A	Western Ky.	48 87	139	A	Colorado	48 85
								64	N	Michi gan St.	64 83	179	H	Ni chol l s St.	57 62
								69	N	Drake	60 96	186	A	Southern U.	58 66
								74	A	UAB	72 87	186	H	Southern U.	54 70
												195	A	Grambl ing	55 64
												195	H	Grambl ing	62 64
												217	A	Southern Mi ss.	69 84
												232	A	Texas Southern	39 55
												232	H	Texas Southern	53 72
												243	A	Prai rie Vi ew	73 78
												243	H	Prai rie Vi ew	74 75
												258	N	UTSA	55 68
												277	N	Massachusetts	46 85
												293	A	Al corn	62 61
												293	H	Al corn	70 76
												294	A	Murray St.	63 64
												296	A	Jackson St.	67 68
												296	H	Jackson St.	72 61
												308	A	Al abama A&M	48 65
												308	H	Al abama A&M	49 57
												317	A	Al abama St.	41 76
												317	H	Al abama St.	62 70
												331	A	Ark. -Pi ne Bl uff	64 79
												331	H	Ark. -Pi ne Bl uff	59 64

LAST 12 Di vi si on I GAMES:															
331	A	Ark. -Pi ne Bl uff	64 79	293	A	Al corn	62 61	308	H	Al abama A&M	49 57	317	H	Al abama St.	62 70
195	A	Grambl ing	55 64	308	H	Al abama A&M	49 57	317	H	Al abama St.	62 70	195	H	Grambl ing	62 64
296	A	Jackson St.	67 68	317	H	Al abama St.	62 70	296	H	Jackson St.	72 61	296	A	Jackson St.	67 68
243	H	Prai rie Vi ew	74 75	195	H	Grambl ing	62 64	243	A	Prai rie Vi ew	73 78	243	H	Prai rie Vi ew	74 75
232	H	Texas Southern	53 72	296	H	Jackson St.	72 61	232	H	Texas Southern	53 72	232	H	Texas Southern	53 72
186	A	Southern U.	58 66	243	A	Prai rie Vi ew	73 78	186	A	Southern U.	54 70	186	H	Southern U.	54 70

Non-Di v I Games:

1- 1		0- 1		0- 0		NEUTRAL		0- 0		1- 0		0- 0							
RPI 1-25				Team's RPI: 23				RPI 26-50				RPI 51-100				RPI 101+			
RPI	S	Opponent	Score	RPI	S	Opponent	Score	RPI	S	Opponent	Score	RPI	S	Opponent	Score				
4	H	Mississippi St.	53 57	31	H	LSU	65 69	53	A	Cal i forni a	55 52	103	A	Auburn	59 51				
10	A	South Carol i na	54 64	33	N	Qui nni pi ac	66 51	58	N	Western Ky.	76 79	127	H	Sai nt Loui s	70 58				
10	H	South Carol i na	83 74	40	N	I ndi ana	75 55	86	A	Al abama	62 56	142	A	Arkansas	84 58				
12	H	Tennessee	77 73	45	N	FGCU	70 80	87	H	Kansas St.	73 59	142	H	Arkansas	88 54				
17	A	Texas A&M	63 82					88	H	Kentucky	83 78	153	A	Vanderbil t	81 70				
25	A	Georgi a	50 62					92	H	Wri ght St.	82 80	153	H	Vanderbil t	83 68				
25	N	Georgi a	41 55					97	A	Missouri St.	69 59	167	A	Ole Mi ss	67 48				
												167	N	Ole Mi ss	59 50				
												169	H	SIUE	78 48				
												180	H	Flori da	66 64				
												224	N	Xavi er	74 48				
												231	H	New Orle ans	81 45				
												233	H	Ill i noi s	72 55				
												322	N	Coppi n St.	73 50				
LAST 12 Di vi si on I GAMES:																			
				45	N	FGCU	70 80	103	A	Auburn	59 51								
				25	N	Georgi a	41 55	142	A	Arkansas	84 58								
				167	N	Ole Mi ss	59 50	88	H	Kentucky	83 78								
				17	A	Texas A&M	63 82	180	H	Flori da	66 64								
				153	H	Vanderbil t	83 68	4	H	Missi ssippi St.	53 57								
				12	H	Tennessee	77 73	10	A	South Carol i na	54 64								

Missouri

Average RPI Win:	241	WON-LOST	WINNING	LAST 10	STRENGTH OF	OPP. STRENGTH	TEAM	ADJ.	CONF.	ADJ CONF.
Average RPI Loss:	80	RECORD	PCT. RANK	GAMES	SCHEDULE	OF SCHEDULE	RPI	RPI	RPI	RPI
DIV. I ONLY	20- 12	95	8- 2	137	208	97	97	24	24	
DIV. I NON-CONF.	4- 8	237	1- 1	21	50	113	113	21	21	

TOTALS	RPI 1-25	RPI 26-50	W-L RECORDS	RPI 51-100	RPI 101-999	RPI 201+				
20- 12	0- 2	0- 1	OVERALL	0- 6	20- 3	13- 0				
11- 2	0- 1	0- 0	HOME	0- 1	11- 0	6- 0				
8- 7	0- 0	0- 1	AWAY	0- 4	8- 2	6- 0				
1- 3	0- 1	0- 0	NEUTRAL	0- 1	1- 1	1- 0				
4- 8	0- 2	0- 1	NON-CONFERENCE	0- 4	4- 1	0- 0				
3- 1	0- 1	0- 0	HOME	0- 0	3- 0	0- 0				
1- 5	0- 0	0- 1	AWAY	0- 3	1- 1	0- 0				
0- 2	0- 1	0- 0	NEUTRAL	0- 1	0- 0	0- 0				
16- 4	0- 0	0- 0	CONFERENCE	0- 2	16- 2	13- 0				
8- 1	0- 0	0- 0	HOME	0- 1	8- 0	6- 0				
7- 2	0- 0	0- 0	AWAY	0- 1	7- 1	6- 0				
1- 1	0- 0	0- 0	NEUTRAL	0- 0	1- 1	1- 0				

RPI 1-25				RPI 26-50				RPI 51-100 Team's RPI: 97				RPI 101+			
RPI	S	Opponent	Score	RPI	S	Opponent	Score	RPI	S	Opponent	Score	RPI	S	Opponent	Score
5	N	Bayl or	58 100	49	A	TCU	51 86	57	A	Bal l St.	58 70	135	A	UNI	57 52
23	H	Mi ssouri	59 69					61	N	Penn	60 65	135	H	UNI	62 52
								69	A	Drake	65 84	135	N	UNI	58 70
								69	H	Drake	68 80	141	A	Loui si ana Tech	63 59
								85	A	Li ttle Rock	51 63	150	A	Wi chi ta St.	58 72
								86	A	Al abama	61 65	150	H	Wi chi ta St.	94 71
												171	A	Southern Ill.	69 71
												171	H	Southern Ill.	79 61
												174	H	Oral Roberts	76 66
												177	H	Northwestern	90 59
												245	A	Ill i noi s St.	56 50
												245	H	Ill i noi s St.	75 58
												265	A	Indi ana St.	77 63
												265	H	Indi ana St.	69 56
												270	A	Bradl ey	71 65
												270	H	Bradl ey	74 54
												270	N	Bradl ey	76 68
												291	A	Val parai so	66 60
												291	H	Val parai so	83 60
												309	A	Loyol a Chi cago	69 58
												309	H	Loyol a Chi cago	75 36
												349	A	Evansvi lle	95 65
												349	H	Evansvi lle	97 51
LAST 12 Divi sion I GAMES:															
				49	A	TCU	51 86	171	H	Southern Ill.	79 61				
				141	A	Loui si ana Tech	63 59	291	A	Val parai so	66 60				
				135	N	UNI	58 70	309	A	Loyol a Chi cago	69 58				
				270	N	Bradl ey	76 68	245	H	Ill i noi s St.	75 58				
				265	H	Indi ana St.	69 56	270	H	Bradl ey	74 54				
				349	H	Evansvi lle	97 51	69	A	Drake	65 84				

Non-Div I Games: Central Mo. 62 36

Missouri St.

Loss,
Non-Conf, S Site,
H Home
A Away
N Neutral

Average RPI Win: 283	WON-LOST RECORD	WINNING PCT. RANK	LAST 10 GAMES	STRENGTH OF SCHEDULE	OPP. STRENGTH OF SCHEDULE	TEAM RPI	ADJ. RPI	CONF. RPI	ADJ CONF. RPI
Average RPI Loss: 165									
DIV. I ONLY	10- 21	268	4- 6	227	292	284	284	28	28
DIV. I NON-CONF.	2- 9	293	0- 0	71	271	254	254	26	26

TOTALS	RPI 1-25	RPI 26-50	W-L RECORDS	RPI 51-100	RPI 101-999	RPI 201+			
10- 21	0- 0	0- 4	OVERALL	0- 4	10- 13	10- 9			
7- 7	0- 0	0- 2	HOME	0- 2	7- 3	7- 2			
1- 13	0- 0	0- 1	AWAY	0- 2	1- 10	1- 7			
2- 1	0- 0	0- 1	NEUTRAL	0- 0	2- 0	2- 0			
2- 9	0- 0	0- 1	NON-CONFERENCE	0- 4	2- 4	2- 2			
1- 4	0- 0	0- 1	HOME	0- 2	1- 1	1- 1			
0- 5	0- 0	0- 0	AWAY	0- 2	0- 3	0- 1			
1- 0	0- 0	0- 0	NEUTRAL	0- 0	1- 0	1- 0			
8- 12	0- 0	0- 3	CONFERENCE	0- 0	8- 9	8- 7			
6- 3	0- 0	0- 1	HOME	0- 0	6- 2	6- 1			
1- 8	0- 0	0- 1	AWAY	0- 0	1- 7	1- 6			
1- 1	0- 0	0- 1	NEUTRAL	0- 0	1- 0	1- 0			

RPI S Opponent	Score	RPI S Opponent	Score	RPI S Opponent	Score	RPI S Opponent	Score	Team's RPI: 284
33 A Qui nni pi ac	57 77	76 A Navy	49 73	123 A Robert Morris	38 56			
33 H Qui nni pi ac	55 76	78 H George Washington	45 59	161 A Marist	46 69			
33 N Qui nni pi ac	44 83	82 H Albany (NY)	44 68	161 H Marist	57 85			
47 H Virginia Tech	34 84	96 A Jacksonville	65 74	163 A Clemson	54 57			
				203 A Siena	41 44			
				212 H Lehi gh	57 75			
				230 A Ni agara	65 68			
				230 H Ni agara	65 63			
				240 N North Flori da	67 57			
				247 H Sacred Heart	69 64			
				254 H Ri der	63 56			
				264 A Manhattan	53 63			
				264 H Manhattan	63 59			
				274 A Fai rfi el d	55 61			
				274 H Fai rfi el d	73 65			
				280 A Fai rlei gh Di cki nson	61 78			
				285 A Cani si us	50 62			
				285 H Cani si us	48 60			
				285 N Cani si us	61 58			
				342 A I ona	62 56			
				342 H I ona	68 56			
				347 A Saint Peter's	47 67			
				347 H Saint Peter's	51 44			
LAST 12 Di vi si on I GAMES:								
33 N Qui nni pi ac	44 83	264 H Manhattan	63 59					
285 N Cani si us	61 58	230 H Ni agara	65 63					
33 A Qui nni pi ac	57 77	161 H Marist	57 85					
274 H Fai rfi el d	73 65	203 A Siena	41 44					
230 A Ni agara	65 68	254 H Ri der	63 56					
285 A Cani si us	50 62	264 A Manhattan	53 63					

Non-Di v I Games:

Monmouth

Average RPI Win: 254	WON-LOST RECORD	WINNING PCT. RANK	LAST 10 GAMES	STRENGTH OF SCHEDULE	OPP. STRENGTH OF SCHEDULE	TEAM RPI	ADJ. RPI	CONF. RPI	ADJ CONF. RPI
Average RPI Loss: 124									
DIV. I ONLY	13- 17	215	3- 7	232	155	234	234	19	19
DIV. I NON-CONF.	3- 7	254	0- 0	129	172	261	261	13	13

TOTALS	RPI 1-25	RPI 26-50	W-L RECORDS	RPI 51-100	RPI 101-999	RPI 201+			
13- 17	0- 1	0- 4	OVERALL	0- 2	13- 10	11- 3			
9- 6	0- 0	0- 2	HOME	0- 1	9- 3	7- 0			
3- 8	0- 0	0- 1	AWAY	0- 1	3- 6	3- 2			
1- 3	0- 1	0- 1	NEUTRAL	0- 0	1- 1	1- 1			
3- 7	0- 1	0- 1	NON-CONFERENCE	0- 2	3- 3	2- 1			
3- 3	0- 0	0- 1	HOME	0- 1	3- 1	2- 0			
0- 2	0- 0	0- 0	AWAY	0- 1	0- 1	0- 0			
0- 2	0- 1	0- 0	NEUTRAL	0- 0	0- 1	0- 1			
10- 10	0- 0	0- 3	CONFERENCE	0- 0	10- 7	9- 2			
6- 3	0- 0	0- 1	HOME	0- 0	6- 2	5- 0			
3- 6	0- 0	0- 1	AWAY	0- 0	3- 5	3- 2			
1- 1	0- 0	0- 1	NEUTRAL	0- 0	1- 0	1- 0			

RPI 1-25				RPI 26-50				RPI 51-100				RPI 101+ Team's RPI: 234			
RPI	S	Opponent	Score	RPI	S	Opponent	Score	RPI	S	Opponent	Score	RPI	S	Opponent	Score
21	N	Marquette	68 87	37	H	Gonzaga	55 70	77	A	Wyoming	62 67	112	H	SFA	60 52
				38	A	Northern Colo.	50 68	88	H	Kentucky	54 71	130	A	Portland St.	53 70
				38	H	Northern Colo.	58 64					130	H	Portland St.	69 53
				38	N	Northern Colo.	69 78					133	H	Idaho	56 67
												138	A	Weber St.	73 89
												143	A	Idaho St.	60 72
												144	A	Fresno St.	58 61
												147	H	Eastern Wash.	72 75
												190	H	Seattle U	64 78
												205	A	North Dakota	54 43
												205	H	North Dakota	53 51
												216	A	Montana St.	64 81
												216	H	Montana St.	87 63
												265	N	Indiana St.	45 57
												273	A	Sacramento St.	64 79
												273	H	Sacramento St.	68 59
												273	N	Sacramento St.	87 80
												301	H	Long Beach St.	67 60
												305	A	Northern Ariz.	69 52
												305	H	Northern Ariz.	70 62
												320	H	Cal St. Fullerton	68 47
												329	A	Southern Utah	74 65
												329	H	Southern Utah	81 71

LAST 12 Division I GAMES:															
				38	N	Northern Colo.	69 78	147	H	Eastern Wash.	72 75				
				273	N	Sacramento St.	87 80	273	A	Sacramento St.	64 79				
				143	A	Idaho St.	60 72	130	A	Portland St.	53 70				
				138	A	Weber St.	73 89	205	H	North Dakota	53 51				
				216	H	Montana St.	87 63	38	H	Northern Colo.	58 64				
				133	H	Idaho	56 67	305	A	Northern Ariz.	69 52				

Non-Div I Games: Rocky Mountain 54 38

Montana

Average RPI Win:	234	WON-LOST	WINNING	LAST 10	STRENGTH OF	OPP. STRENGTH	TEAM	ADJ.	CONF.	ADJ CONF.
Average RPI Loss:	154	RECORD	PCT. RANK	GAMES	SCHEDULE	OF SCHEDULE	RPI	RPI	RPI	RPI
DIV. I ONLY	14- 15	188	3- 7	292	171	216	216	19	19	
DIV. I NON-CONF.	4- 5	197	0- 0	223	238	185	185	13	13	

TOTALS	RPI 1-25	RPI 26-50	W-L RECORDS	RPI 51-100	RPI 101-999	RPI 201+				
14- 15	0- 0	0- 2	OVERALL	1- 1	13- 12	10- 5				
8- 3	0- 0	0- 1	HOME	1- 0	7- 2	5- 0				
4- 10	0- 0	0- 1	AWAY	0- 1	4- 8	3- 5				
2- 2	0- 0	0- 0	NEUTRAL	0- 0	2- 2	2- 0				
4- 5	0- 0	0- 0	NON-CONFERENCE	1- 1	3- 4	2- 2				
2- 0	0- 0	0- 0	HOME	1- 0	1- 0	0- 0				
1- 4	0- 0	0- 0	AWAY	0- 1	1- 3	1- 2				
1- 1	0- 0	0- 0	NEUTRAL	0- 0	1- 1	1- 0				
10- 10	0- 0	0- 2	CONFERENCE	0- 0	10- 8	8- 3				
6- 3	0- 0	0- 1	HOME	0- 0	6- 2	5- 0				
3- 6	0- 0	0- 1	AWAY	0- 0	3- 5	2- 3				
1- 1	0- 0	0- 0	NEUTRAL	0- 0	1- 1	1- 0				

RPI S Opponent	Score	RPI S Opponent	Score	RPI S Opponent	Score	RPI S Opponent	Score	Team's RPI: 216
38 A Northern Colo.	69 82	55 A Southern California	47 98	112 H SFA	59 54	130 A Portland St.	53 62	
38 H Northern Colo.	63 78	77 H Wyoming	50 46	130 H Portland St.	60 69	133 H Idaho	77 95	
				133 N Idaho	74 78	138 A Weber St.	69 85	
				143 A Idaho St.	61 60	147 H Eastern Wash.	77 74	
				151 N Nevada	53 67	205 A North Dakota	70 79	
				159 A BYU	54 75	205 H North Dakota	72 56	
				205 N North Dakota	68 58	205 N North Dakota	68 58	
				234 A Montana	63 87	234 H Montana	81 64	
				239 A Omaha	53 64	253 A Hawaii	75 81	
				273 A Sacramento St.	77 88	273 H Sacramento St.	85 50	
				301 A Long Beach St.	62 51	305 A Northern Ariz.	78 56	
				305 H Northern Ariz.	81 39	311 N Utah St.	64 52	
				329 A Southern Utah	63 57	329 H Southern Utah	91 71	

LAST 12 Division I GAMES:								
133 N Idaho	74 78	133 H Idaho	77 95	130 A Portland St.	53 62	273 A Sacramento St.	77 88	
205 N North Dakota	68 58	130 A Portland St.	53 62	38 H Northern Colo.	63 78	205 H North Dakota	72 56	
138 A Weber St.	69 85	38 H Northern Colo.	63 78	329 A Southern Utah	63 57			
143 A Idaho St.	61 60							
234 A Montana	63 87							
147 H Eastern Wash.	77 74							

Non-Div I Games: Mont. St. Billings 67 47 Providence (MT) 66 31

Montana St.

Average RPI Win: 275		WON-LOST RECORD	WINNING PCT. RANK	LAST 10 GAMES	STRENGTH OF SCHEDULE	OPP. STRENGTH OF SCHEDULE	TEAM RPI	ADJ. RPI	CONF. RPI	ADJ. CONF. RPI
Average RPI Loss: 157										
DIV. I ONLY		19- 11	90	6- 4	333	284	193	193	25	25
DIV. I NON-CONF.		7- 4	97	0- 0	338	312	215	215	27	27
TOTALS		RPI 1-25	RPI 26-50	W-L RECORDS		RPI 51-100	RPI 101-999	RPI 201+		
19- 11	0- 0		0- 0	OVERALL		0- 4	19- 7	16- 3		
8- 5	0- 0		0- 0	HOME		0- 1	8- 4	6- 2		
11- 5	0- 0		0- 0	AWAY		0- 0	11- 0	10- 0		
0- 1	0- 0		0- 0	NEUTRAL		0- 0	0- 1	0- 0		
7- 4	0- 0		0- 0	NON-CONFERENCE		0- 2	7- 2	6- 2		
2- 2	0- 0		0- 0	HOME		0- 0	2- 2	1- 2		
5- 2	0- 0		0- 0	AWAY		0- 2	5- 0	5- 0		
0- 0	0- 0		0- 0	NEUTRAL		0- 0	0- 0	0- 0		
12- 7	0- 0		0- 0	CONFERENCE		0- 2	12- 5	10- 1		
6- 3	0- 0		0- 0	HOME		0- 1	6- 2	5- 0		
6- 3	0- 0		0- 0	AWAY		0- 1	6- 2	5- 1		
0- 1	0- 0		0- 0	NEUTRAL		0- 0	0- 1	0- 0		

[illegible]

Non-Div I Games:	Brescia	120	41	Ky. Christian	115	39
------------------	---------	-----	----	---------------	-----	----

Morehead St.

Loss, Non-Conf, S Site, H Home A Away N Neutral

Average RPI Win: 312
Average RPI Loss: 184

WON-LOST
RECORD

WINNING
PCT. RANK

LAST 10
GAMES

STRENGTH OF
SCHEDULE

OPP. STRENGTH
OF SCHEDULE

TEAM
RPI

ADJ.
RPI

CONF.
RPI

ADJ CONF.
RPI

DIV. I ONLY	14- 15	188	5- 5	348	306	272	272	30	30
DIV. I NON-CONF.	5- 6	187	0- 0	291	201	210	210	30	30

TOTALS	RPI 1-25	RPI 26-50	W-L RECORDS	RPI 51-100	RPI 101-999	RPI 201+			
14- 15	0- 1	0- 2	OVERALL	0- 1	14- 11	14- 6			
8- 3	0- 0	0- 0	HOME	0- 0	8- 3	8- 2			
5- 10	0- 0	0- 0	AWAY	0- 0	5- 0	5- 0			
1- 2	0- 1	0- 0	NEUTRAL	0- 0	1- 1	1- 0			
5- 6	0- 1	0- 2	NON-CONFERENCE	0- 1	5- 2	5- 1			
3- 0	0- 0	0- 0	HOME	0- 0	3- 0	3- 0			
2- 5	0- 0	0- 2	AWAY	0- 1	2- 2	2- 1			
0- 1	0- 1	0- 0	NEUTRAL	0- 0	0- 0	0- 0			
9- 9	0- 0	0- 0	CONFERENCE	0- 0	9- 9	9- 5			
5- 3	0- 0	0- 0	HOME	0- 0	5- 3	5- 2			
3- 5	0- 0	0- 0	AWAY	0- 0	3- 5	3- 3			
1- 1	0- 0	0- 0	NEUTRAL	0- 0	1- 1	1- 0			

RPI 1-25				RPI 26-50				RPI 51-100				RPI 101+ Team's RPI: 272			
RPI	S	Opponent	Score	RPI	S	Opponent	Score	RPI	S	Opponent	Score	RPI	S	Opponent	Score
24	N	Iowa	46 90	41	A	Syracuse	68 95	60	A	West Virginia	41 84	108	A	Colorado St.	44 60
				44	A	Dayton	52 88					134	H	Bethune-Cookman	57 64
												145	A	N. C. A&T	60 67
												156	A	Hampton	60 63
												156	N	Hampton	57 66
												219	A	Norfolk St.	55 53
												267	H	UMES	63 50
												268	H	Howard	61 68
												287	A	Central Conn. St.	61 41
												292	H	Mt. St. Mary's	75 67
												299	H	FIU	62 51
												311	A	Marshall	68 73
												316	H	South Carolina St.	65 55
												321	A	N. C. Central	57 60
												322	A	Coppin St.	53 55
												322	H	Coppin St.	73 59
												322	N	Coppin St.	58 51
												333	A	Delaware St.	56 60
												333	H	Delaware St.	54 62
												335	A	Florida A&M	59 44
												335	H	Florida A&M	61 56
												339	H	NJIT	55 43
												340	A	Savannah St.	70 41
												340	H	Savannah St.	73 67
												348	A	UMass Lowell	65 59
LAST 12 Division I GAMES:															
				156	N	Hampton	57 66	335	A	Florida A&M	59 44				
				322	N	Coppin St.	58 51	340	A	Savannah St.	70 41				
				333	A	Delaware St.	56 60	268	H	Howard	61 68				
				322	H	Coppin St.	73 59	219	A	Norfolk St.	55 53				
				156	A	Hampton	60 63	316	H	South Carolina St.	65 55				
				134	H	Bethune-Cookman	57 64	333	H	Delaware St.	54 62				

Non-Div I Games: Cheyney 123 53 Lincoln (PA) 60 41

Morgan St.

Loss, Non-Conf, S Site, H Home A Away N Neutral

Mt. St. Mary's				Through Games Of April 1, 2018																				
Average RPI	Win:	280	WON-LOST	WINNING	LAST 10	STRENGTH OF	OPP. STRENGTH	TEAM	ADJ.	CONF.	ADJ CONF.													
Average RPI	Loss:	209	RECORD	PCT. RANK	GAMES	SCHEDULE	OF SCHEDULE	RPI	RPI	RPI	RPI													
DIV. I ONLY	9- 20	271	3- 7	289	307	292	292	29	29															
DIV. I NON-CONF.	3- 8	264	0- 0	233	254	264	264	29	29															

TOTALS	RPI 1-25	RPI 26-50	W-L RECORDS	RPI 51-100	RPI 101-999	RPI 201+																		
9- 20	0- 2	0- 0	OVERALL	0- 2	9- 16	9- 14																		
5- 7	0- 0	0- 0	HOME	0- 1	5- 6	5- 5																		
4- 13	0- 0	0- 0	AWAY	0- 0	4- 0	4- 0																		
0- 0	0- 0	0- 0	NEUTRAL	0- 0	0- 0	0- 0																		
3- 8	0- 2	0- 0	NON-CONFERENCE	0- 0	3- 6	3- 6																		
2- 1	0- 0	0- 0	HOME	0- 0	2- 1	2- 1																		
1- 7	0- 2	0- 0	AWAY	0- 0	1- 5	1- 5																		
0- 0	0- 0	0- 0	NEUTRAL	0- 0	0- 0	0- 0																		
6- 12	0- 0	0- 0	CONFERENCE	0- 2	6- 10	6- 8																		
3- 6	0- 0	0- 0	HOME	0- 1	3- 5	3- 4																		
3- 6	0- 0	0- 0	AWAY	0- 1	3- 5	3- 4																		
0- 0	0- 0	0- 0	NEUTRAL	0- 0	0- 0	0- 0																		

RPI 1-25	RPI 26-50	RPI 51-100	RPI 101+	Team's RPI: 292																				
RPI S Opponent Score	RPI S Opponent Score	RPI S Opponent Score	RPI S Opponent Score																					
1 A Notre Dame 65 121		93 A Saint Francis (PA) 88 92	123 A Robert Morris 54 66																					
18 A Maryland 57 97		93 H Saint Francis (PA) 69 79	123 H Robert Morris 68 77																					
			212 A Lehigh 71 75																					
			224 A Xavier 45 66																					
			226 H Gardner-Webb 67 75																					
			238 H Loyola Maryland 71 63																					
			247 A Sacred Heart 44 56																					
			247 H Sacred Heart 52 82																					
			254 H Rider 82 78																					
			261 A LIU Brooklyn 48 53																					
			261 H LIU Brooklyn 59 61																					
			267 A UMES 66 63																					
			272 A Morgan St. 67 75																					
			274 A Fairfield 65 76																					
			275 A St. Francis Brooklyn 73 82																					
			275 H St. Francis Brooklyn 56 75																					
			280 A Fairfield Dickinson 55 53																					
			280 H Fairfield Dickinson 55 52																					
			287 A Central Conn. St. 68 56																					
			287 H Central Conn. St. 76 56																					
			298 A Bryant 68 63																					
			298 H Bryant 64 67																					
			322 A Coppin St. 54 68																					
			328 A Wagner 68 69																					
			328 H Wagner 79 56																					

LAST 12 Division I GAMES:																								
123 A Robert Morris 54 66	280 A Fairfield Dickinson 55 53																							
93 H Saint Francis (PA) 69 79	275 H St. Francis Brooklyn 56 75																							
328 A Wagner 68 69	261 H LIU Brooklyn 59 61																							
287 H Central Conn. St. 76 56	328 H Wagner 79 56																							
298 H Bryant 64 67	123 H Robert Morris 68 77																							
247 A Sacred Heart 44 56	93 A Saint Francis (PA) 88 92																							

Non-Div I Games:

Mt. St. Mary's

Average RPI Win: 303	WON-LOST RECORD	WINNING PCT. RANK	LAST 10 GAMES	STRENGTH OF SCHEDULE	OPP. STRENGTH OF SCHEDULE	TEAM RPI	ADJ. RPI	CONF. RPI	ADJ CONF. RPI
Average RPI Loss: 172									
DIV. I ONLY	10- 19	249	4- 6	319	272	294	294	25	25
DIV. I NON-CONF.	3- 7	254	0- 0	323	216	305	305	27	27
<hr/>									
TOTALS	RPI 1-25	RPI 26-50	W-L RECORDS	RPI 51-100	RPI 101-999	RPI 201+			
10- 19	0- 1	0- 0	OVERALL	0- 3	10- 15	10- 6			
6- 7	0- 0	0- 0	HOME	0- 0	6- 7	6- 1			
4- 11	0- 1	0- 0	AWAY	0- 2	4- 8	4- 5			
0- 1	0- 0	0- 0	NEUTRAL	0- 1	0- 0	0- 0			
3- 7	0- 1	0- 0	NON-CONFERENCE	0- 1	3- 5	3- 3			
2- 2	0- 0	0- 0	HOME	0- 0	2- 2	2- 0			
1- 5	0- 1	0- 0	AWAY	0- 1	1- 3	1- 3			
0- 0	0- 0	0- 0	NEUTRAL	0- 0	0- 0	0- 0			
7- 12	0- 0	0- 0	CONFERENCE	0- 2	7- 10	7- 3			
4- 5	0- 0	0- 0	HOME	0- 0	4- 5	4- 1			
3- 6	0- 0	0- 0	AWAY	0- 1	3- 5	3- 2			
0- 1	0- 0	0- 0	NEUTRAL	0- 1	0- 0	0- 0			

RPI 1-25				RPI 26-50				RPI 51-100				RPI 101+ Team's RPI: 294			
RPI	S	Opponent	Score	RPI	S	Opponent	Score	RPI	S	Opponent	Score	RPI	S	Opponent	Score
3	A	Louisville	51 115					67	A	Belmont	65 70	115	H	ETSU	68 96
								67	N	Belmont	64 88	125	H	Butler	59 88
								86	A	Alabama	47 68	158	A	UT Martin	67 85
												158	H	UT Martin	80 97
												166	A	Jacksonville St.	65 97
												166	H	Jacksonville St.	55 59
												169	A	SIUE	68 77
												169	H	SIUE	70 75
												193	H	Morehead St.	80 82
												223	A	UNCG	63 52
												228	A	Southeast Mo. St.	70 80
												228	H	Southeast Mo. St.	74 85
												250	A	Austin Peay	69 75
												250	H	Austin Peay	91 65
												256	H	Northern Ky.	98 87
												259	A	Lipscomb	64 65
												308	A	Alabama A&M	54 71
												313	A	Tennessee Tech	72 63
												313	H	Tennessee Tech	80 73
												315	H	Eastern Ky.	75 68
												330	A	Tennessee St.	85 73
												341	H	Mississippi Val.	64 63
												345	A	Eastern Ill.	70 63
												345	H	Eastern Ill.	72 61
												349	A	Evansville	81 89
LAST 12 Division I GAMES:															
				67	N	Belmont	64 88					250	H	Austin Peay	91 65
				250	A	Austin Peay	69 75					158	A	UT Martin	67 85
				345	A	Eastern Ill.	70 63					228	A	Southeast Mo. St.	70 80
				313	H	Tennessee Tech	80 73					315	H	Eastern Ky.	75 68
				166	H	Jacksonville St.	55 59					193	H	Morehead St.	80 82
				169	A	SIUE	68 77					330	A	Tennessee St.	85 73

Non-Div I Games: Bethel (TN) 81 76

Murray St.

N. C. A&T				Through Games Of April 1, 2018						
Average RPI Win: 286		WON-LOST RECORD	WINNING PCT. RANK	LAST 10 GAMES	STRENGTH OF SCHEDULE	OPP. STRENGTH OF SCHEDULE	TEAM RPI	ADJ. RPI	CONF. RPI	ADJ CONF. RPI
Average RPI Loss: 82										
DIV. I ONLY		21- 9	57	9- 1	310	273	145	145	30	30
DIV. I NON-CONF.		3- 8	264	0- 1	166	40	260	260	30	30
<hr/>										
TOTALS		RPI 1-25	RPI 26-50	W-L RECORDS	RPI 51-100	RPI 101-999	RPI 201+			
21- 9	0- 2		0- 1	OVERALL	0- 2	21- 4	19- 0			
10- 3	0- 1		0- 1	HOME	0- 0	10- 1	10- 0			
8- 4	0- 1		0- 0	AWAY	0- 0	8- 3	7- 0			
3- 2	0- 0		0- 0	NEUTRAL	0- 2	3- 0	2- 0			
3- 8	0- 2		0- 1	NON-CONFERENCE	0- 2	3- 3	3- 0			
3- 2	0- 1		0- 1	HOME	0- 0	3- 0	3- 0			
0- 4	0- 1		0- 0	AWAY	0- 0	0- 3	0- 0			
0- 2	0- 0		0- 0	NEUTRAL	0- 2	0- 0	0- 0			
18- 1	0- 0		0- 0	CONFERENCE	0- 0	18- 1	16- 0			
7- 1	0- 0		0- 0	HOME	0- 0	7- 1	7- 0			
8- 0	0- 0		0- 0	AWAY	0- 0	8- 0	7- 0			
3- 0	0- 0		0- 0	NEUTRAL	0- 0	3- 0	2- 0			

RPI 1-25				RPI 26-50				RPI 51-100				RPI 101+ Team's RPI: 145			
RPI	S	Opponent	Score	RPI	S	Opponent	Score	RPI	S	Opponent	Score	RPI	S	Opponent	Score
10	A	South Carolina	52 63	35	H	Elon	59 90	62	N	Harvard	60 64	103	A	Auburn	53 63
25	H	Georgia	63 73					72	N	Duquesne	60 73	120	A	Ohio	65 72
												134	A	Bethune-Cookman	62 55
												156	H	Hampton	51 63
												156	N	Hampton	72 65
												158	A	UT Martin	63 76
												219	H	Norfolk St.	53 51
												262	H	Appalachian St.	81 56
												267	A	UMES	57 45
												267	H	UMES	65 60
												268	A	Howard	76 68
												268	H	Howard	91 53
												272	H	Morgan St.	67 60
												306	H	Western Caro.	68 59
												316	A	South Carolina St.	74 54
												316	N	South Carolina St.	54 38
												321	A	N.C. Central	60 57
												321	H	N.C. Central	67 54
												322	H	Coppin St.	64 63
												325	H	Ga. Southern	60 49
												333	A	Delaware St.	66 48
												333	H	Delaware St.	75 55
												335	A	Florida A&M	73 52
												335	N	Florida A&M	65 61
												340	A	Savannah St.	69 44
LAST 12 Division I GAMES:															
10	A	South Carolina	52 63	335	A	Florida A&M	73 52								
156	N	Hampton	72 65	267	H	UMES	65 60								
335	N	Florida A&M	65 61	268	H	Howard	91 53								
316	N	South Carolina St.	54 38	340	A	Savannah St.	69 44								
321	A	N.C. Central	60 57	316	A	South Carolina St.	74 54								
134	A	Bethune-Cookman	62 55	333	H	Delaware St.	75 55								

Non-Div I Games: Saint Augustine's 94 42 St. Andrews 90 40

N.C. A&T

Loss,
Non-Conf, S Site,
H Home
A Away
N Neutral

Average RPI Win:	316	WON-LOST	WINNING	LAST 10	STRENGTH OF	OPP. STRENGTH	TEAM	ADJ.	CONF.	ADJ CONF.
Average RPI Loss:	205	RECORD	PCT. RANK	GAMES	SCHEDULE	OF SCHEDULE	RPI	RPI	RPI	RPI
DIV. I ONLY	8- 21	281	4- 6	324	337	321	321	30	30	
DIV. I NON-CONF.	1- 11	331	0- 0	263	279	339	339	30	30	

TOTALS	RPI 1-25	RPI 26-50	W-L RECORDS	RPI 51-100	RPI 101-999	RPI 201+				
8- 21	0- 0	0- 2	OVERALL	0- 0	8- 19	8- 12				
5- 6	0- 0	0- 1	HOME	0- 0	5- 5	5- 3				
3- 14	0- 0	0- 1	AWAY	0- 0	3- 13	3- 8				
0- 1	0- 0	0- 0	NEUTRAL	0- 0	0- 1	0- 1				
1- 11	0- 0	0- 2	NON-CONFERENCE	0- 0	1- 9	1- 6				
1- 2	0- 0	0- 1	HOME	0- 0	1- 1	1- 1				
0- 9	0- 0	0- 1	AWAY	0- 0	0- 8	0- 5				
0- 0	0- 0	0- 0	NEUTRAL	0- 0	0- 0	0- 0				
7- 10	0- 0	0- 0	CONFERENCE	0- 0	7- 10	7- 6				
4- 4	0- 0	0- 0	HOME	0- 0	4- 4	4- 2				
3- 5	0- 0	0- 0	AWAY	0- 0	3- 5	3- 3				
0- 1	0- 0	0- 0	NEUTRAL	0- 0	0- 1	0- 1				

RPI 1-25				RPI 26-50				RPI 51-100				RPI 101+				Team's RPI: 321
RPI	S	Opponent	Score	RPI	S	Opponent	Score	RPI	S	Opponent	Score	RPI	S	Opponent	Score	
				27	H	Oregon St.	44 97					107	A	Iowa St.	58 99	
				35	A	Elon	50 78					108	A	Colorado St.	48 85	
												134	A	Bethune-Cookman	47 57	
												145	A	N. C. A&T	54 67	
												145	H	N. C. A&T	57 60	
												156	H	Hampton	53 62	
												198	A	East Carolina	61 73	
												219	H	Norfolk St.	60 75	
												222	A	Coastal Caro.	65 68	
												248	A	Presbyteria n	60 69	
												252	A	UNCW	63 89	
												257	H	Campbel l	51 58	
												267	A	UMES	73 84	
												267	H	UMES	69 80	
												268	A	Howard	54 69	
												268	H	Howard	78 77	
												272	H	Morgan St.	60 57	
												302	A	Wofford	56 77	
												303	A	USC Upstate	61 66	
												316	A	South Carolina St.	81 63	
												316	N	South Carolina St.	67 76	
												322	H	Coppin St.	60 52	
												333	A	Delaware St.	74 67	
												333	H	Delaware St.	76 60	
												335	A	Florida A&M	81 84	
												340	A	Savannah St.	74 61	
												344	H	Longwood	87 75	
LAST 12 Division I GAMES:																
				316	N	South Carolina St.	67 76	134	A	Bethune-Cookman	47 57					
				145	H	N. C. A&T	57 60	335	A	Florida A&M	81 84					
				340	A	Savannah St.	74 61	156	H	Hampton	53 62					
				316	A	South Carolina St.	81 63	333	H	Delaware St.	76 60					
				268	H	Howard	78 77	145	A	N. C. A&T	54 67					
				267	H	UMES	69 80	267	A	UMES	73 84					

Non-Div I Games: Johnson & Wales (NC) 8 51

N. C. Central

N
C
S
t
a
t
e

NC State				Through Games Of April 1, 2018							
Average RPI	Win:	112	WON-LOST	WINNING	LAST 10	STRENGTH OF	OPP. STRENGTH	TEAM	ADJ.	CONF.	ADJ CONF.
Average RPI	Loss:	21	RECORD	PCT. RANK	GAMES	SCHEDULE	OF SCHEDULE	RPI	RPI	RPI	RPI
DIV. I ONLY		26- 9	46	7- 3	16	8	16	16	1	1	
DIV. I NON-CONF.		13- 3	26	2- 1	32	36	14	14	1	1	

TOTALS	RPI 1-25		RPI 26-50		W-L RECORDS	RPI 51-100		RPI 101-999		RPI 201+	
26- 9	3- 5		4- 3		OVERALL	4- 1		15- 0		3- 0	
16- 2	2- 1		3- 1		HOME	3- 0		8- 0		2- 0	
7- 4	0- 2		1- 1		AWAY	0- 1		6- 0		1- 0	
3- 3	1- 2		0- 1		NEUTRAL	1- 0		1- 0		0- 0	
13- 3	1- 1		2- 2		NON-CONFERENCE	3- 0		7- 0		2- 0	
10- 0	1- 0		2- 0		HOME	2- 0		5- 0		1- 0	
2- 1	0- 0		0- 1		AWAY	0- 0		2- 0		1- 0	
1- 2	0- 1		0- 1		NEUTRAL	1- 0		0- 0		0- 0	
13- 6	2- 4		2- 1		CONFERENCE	1- 1		8- 0		1- 0	
6- 2	1- 1		1- 1		HOME	1- 0		3- 0		1- 0	
5- 3	0- 2		1- 0		AWAY	0- 1		4- 0		0- 0	
2- 1	1- 1		0- 0		NEUTRAL	0- 0		1- 0		0- 0	

RPI 1-25 Team's RPI: 16				RPI 26-50				RPI 51-100			
RPI	S	Opponent	Score	RPI	S	Opponent	Score	RPI	S	Opponent	Score
1	A	Notre Dame	67 86	30	H	Virginia	63 73	56	A	Miami (FL)	48 52
3	H	Louisville	47 55	32	N	South Dakota St.	67 75	65	H	Georgia Tech	56 43
3	N	Louisville	59 64	35	H	Elon	70 57	86	N	Alabama	68 49
4	N	Mississippi St.	57 71	35	H	Elon	62 35	96	H	Jacksonville	64 44
9	H	Florida St.	65 56	41	H	Syracuse	60 56	98	H	Georgetown	63 49
14	A	Duke	56 69	42	A	Rutgers	53 57				
14	N	Duke	51 45	47	A	Virginia Tech	68 51				
18	H	Maryland	74 60								

LAST 12 Division I GAMES:											
4	N	Mississippi St.	57 71	1	A	Notre Dame	67 86				
18	H	Maryland	74 60	185	A	Pittsburgh	77 66				
35	H	Elon	62 35	111	H	Wake Forest	74 61				
3	N	Louisville	59 64	114	H	North Carolina	73 54				
14	N	Duke	51 45	56	A	Miami (FL)	48 52				
114	N	North Carolina	77 64	209	H	Boston College	72 54				

				RPI 101+							
				RPI	S	Opponent	Score				
				111	A	Wake Forest	82 68				
				111	H	Wake Forest	74 61				
				114	A	North Carolina	66 53				
				114	H	North Carolina	73 54				
				114	N	North Carolina	77 64				
				115	H	ETSU	70 58				
				129	H	Tulane	79 55				
				153	A	Vanderbilt	83 72				
				163	A	Clemson	62 41				
				168	H	South Ala.	71 50				
				185	A	Pittsburgh	77 66				
				188	H	Davidson	73 49				
				209	H	Boston College	72 54				
				210	H	UNC Asheville	87 55				
				279	A	Old Dominion	73 56				

N
C
S
t
a
t
e

Non-Div I Games:

NC State

Average RPI Win:	260	WON-LOST	WINNING	LAST 10	STRENGTH OF	OPP. STRENGTH	TEAM	ADJ.	CONF.	ADJ CONF.
Average RPI Loss:	199	RECORD	PCT. RANK	GAMES	SCHEDULE	OF SCHEDULE	RPI	RPI	RPI	RPI
DIV. I ONLY	3- 26	337	1- 9	257	294	339	339	23	23	
DIV. I NON-CONF.	1- 13	336	0- 0	288	340	345	345	22	22	

TOTALS	RPI 1-25	RPI 26-50	W-L RECORDS	RPI 51-100	RPI 101-999	RPI 201+				
3- 26	0- 0	0- 4	OVERALL	0- 3	3- 19	3- 16				
2- 12	0- 0	0- 1	HOME	0- 2	2- 9	2- 9				
1- 14	0- 0	0- 3	AWAY	0- 1	1- 10	1- 7				
0- 0	0- 0	0- 0	NEUTRAL	0- 0	0- 0	0- 0				
1- 13	0- 0	0- 1	NON-CONFERENCE	0- 1	1- 11	1- 8				
1- 6	0- 0	0- 0	HOME	0- 1	1- 5	1- 5				
0- 7	0- 0	0- 1	AWAY	0- 0	0- 6	0- 3				
0- 0	0- 0	0- 0	NEUTRAL	0- 0	0- 0	0- 0				
2- 13	0- 0	0- 3	CONFERENCE	0- 2	2- 8	2- 8				
1- 6	0- 0	0- 1	HOME	0- 1	1- 4	1- 4				
1- 7	0- 0	0- 2	AWAY	0- 1	1- 4	1- 4				
0- 0	0- 0	0- 0	NEUTRAL	0- 0	0- 0	0- 0				

NJIT

NJIT

RPI	S	Opponent	Score	RPI	S	Opponent	Score	RPI	S	Opponent	Score	RPI	S	Opponent	Score	Team's RPI: 339
32	A	South Dakota St.	48 92	61	H	Penn	38 77	121	A	Dartmouth	50 81					
45	A	FGCU	66 90	96	A	Jacksonville	53 73	152	A	Army West Point	49 79					
45	A	FGCU	62 83	96	H	Jacksonville	58 88	160	A	Binghamton	36 67					
45	H	FGCU	43 89					208	A	Stetson	55 73					
								208	H	Stetson	53 72					
								212	A	Lehigh	50 64					
								240	A	North Florida	66 62					
								240	H	North Florida	75 65					
								254	H	Rider	64 79					
								259	A	Lipscomb	58 66					
								259	H	Lipscomb	58 74					
								261	H	LIU Brooklyn	49 67					
								266	H	Cornell	46 61					
								272	A	Morgan St.	43 55					
								280	H	Fairleigh Dickinson	70 74					
								286	A	North Dakota St.	58 105					
								300	A	Kennesaw St.	65 80					
								300	H	Kennesaw St.	58 61					
								301	H	Long Beach St.	73 57					
								303	A	USC Upstate	67 74					
								303	H	USC Upstate	57 95					
								347	H	Saint Peter's	52 59					

LAST 12 Division I GAMES:																
45	A	FGCU	62 83	300	H	Kennesaw St.	58 61									
303	A	USC Upstate	67 74	259	A	Lipscomb	58 66									
96	A	Jacksonville	53 73	300	A	Kennesaw St.	65 80									
240	A	North Florida	66 62	259	H	Lipscomb	58 74									
45	H	FGCU	43 89	240	H	North Florida	75 65									
208	H	Stetson	53 72	96	H	Jacksonville	58 88									

Non-Div I Games: St. Joseph's (Brkln)106 42

NJIT

Average RPI Win:	223	WON-LOST	WINNING	LAST 10	STRENGTH OF	OPP. STRENGTH	TEAM	ADJ.	CONF.	ADJ CONF.
Average RPI Loss:	110	RECORD	PCT. RANK	GAMES	SCHEDULE	OF SCHEDULE	RPI	RPI	RPI	RPI
DIV. I ONLY	24- 8	39	6- 4	200	214	76	76	16	16	
DIV. I NON-CONF.	9- 2	23	0- 1	262	291	74	74	18	18	

TOTALS	RPI 1-25	RPI 26-50	W-L RECORDS	RPI 51-100	RPI 101-999	RPI 201+				
24- 8	0- 0	0- 1	OVERALL	2- 5	22- 2	19- 2				
15- 1	0- 0	0- 0	HOME	1- 1	14- 0	13- 0				
9- 7	0- 0	0- 1	AWAY	1- 4	8- 2	6- 2				
0- 0	0- 0	0- 0	NEUTRAL	0- 0	0- 0	0- 0				
9- 2	0- 0	0- 1	NON-CONFERENCE	0- 1	9- 0	8- 0				
6- 0	0- 0	0- 0	HOME	0- 0	6- 0	6- 0				
3- 2	0- 0	0- 1	AWAY	0- 1	3- 0	2- 0				
0- 0	0- 0	0- 0	NEUTRAL	0- 0	0- 0	0- 0				
15- 6	0- 0	0- 0	CONFERENCE	2- 4	13- 2	11- 2				
9- 1	0- 0	0- 0	HOME	1- 1	8- 0	7- 0				
6- 5	0- 0	0- 0	AWAY	1- 3	5- 2	4- 2				
0- 0	0- 0	0- 0	NEUTRAL	0- 0	0- 0	0- 0				

RPI S Opponent	Score	RPI S Opponent	Score	RPI S Opponent	Score	RPI S Opponent	Score
47 A Virginia Tech	55 56	52 A American	41 46	152 A Army West Point	55 46	152 H Army West Point	70 44
		52 A American	49 58	161 A Marist	77 70	204 A Richmond	76 56
		52 H American	76 49	204 A Richmond	76 56	212 A Lehigh	63 66
		89 A New Mexico	87 94	212 H Lehigh	53 50	219 H Norfolk St.	70 51
		94 A Bucknell I	39 47	235 A Boston U.	64 59	235 H Boston U.	59 48
		94 A Bucknell I	68 62	237 A Lafayette	59 43	237 H Lafayette	65 59
		94 H Bucknell I	40 49	237 H Lafayette	65 59	238 A Loyola Maryland	40 58
				238 A Loyola Maryland	63 55	238 H Loyola Maryland	73 44
				242 A Holy Cross	65 58	242 H Holy Cross	62 54
				242 H Holy Cross	62 54	254 H Rider	63 44
				254 H Rider	63 44	260 H St. Bonaventure	86 48
				260 H St. Bonaventure	86 48	261 A LIU Brooklyn	79 47
				261 A LIU Brooklyn	79 47	284 H Monmouth	73 49
				284 H Monmouth	73 49	286 H North Dakota St.	67 54
				286 H North Dakota St.	67 54	288 H Air Force	71 64
				288 H Air Force	71 64	290 A Colgate	69 42
				290 A Colgate	69 42	290 H Colgate	70 54
LAST 12 Division I GAMES:							
47 A Virginia Tech	55 56	94 H Bucknell I	40 49	235 H Boston U.	59 48	237 A Lafayette	59 43
52 A American	49 58	235 H Boston U.	59 48	152 A Army West Point	55 46	242 H Holy Cross	62 54
94 A Bucknell I	68 62	237 A Lafayette	59 43	242 H Holy Cross	62 54	290 A Colgate	69 42
238 H Loyola Maryland	63 55	152 A Army West Point	55 46				
52 H American	76 49	242 H Holy Cross	62 54				
238 A Loyola Maryland	40 58	290 A Colgate	69 42				

Non-Div I Games: Emory & Henry 88 57

Navy

RPI 1-25				RPI 26-50				RPI 51-100				RPI 101+			
RPI	S	Opponent	Score	RPI	S	Opponent	Score	RPI	S	Opponent	Score	RPI	S	Opponent	Score
7	H	Ohio St.	61 73	34	H	Michigan	64 69	51	N	Arizona St.	62 73	116	H	Washington St.	61 73
18	A	Maryland	75 77	34	N	Michigan	61 54	64	A	Michigan St.	79 69	142	H	Arkansas	80 69
18	H	Maryland	57 64	36	A	Minnesota	79 74	69	A	Drake	89 84	163	H	Clemson	66 67
18	N	Maryland	53 66	40	A	Indiana	75 83	100	H	Penn St.	59 51	169	H	SIUE	62 53
20	N	Buffalo	72 82	42	A	Rutgers	52 42					177	A	Northwestern	69 59
24	A	Iowa	92 74	43	H	Creighton	49 64					182	A	Kansas	66 49
24	H	Iowa	74 65	48	H	Purdue	75 51					206	H	Wisconsin	51 48
LAST 12 Division I GAMES:															
51	N	Arizona St.	62 73	64	A	Michigan St.	79 69								
18	N	Maryland	53 66	206	H	Wisconsin	51 48								
34	N	Michigan	61 54	18	H	Maryland	57 64								
18	A	Maryland	75 77	233	H	Illinois	62 47								
100	H	Penn St.	59 51	24	A	Iowa	92 74								
40	A	Indiana	75 83	48	H	Purdue	75 51								

Non-Divisible Games:

Average RPI Win: 199

Average RPI Loss: 133

WON-LOST
RECORDWINNING
PCT. RANKLAST 10
GAMESSTRENGTH OF
SCHEDULEOPP. STRENGTH
OF SCHEDULETEAM
RPIADJ.
RPICONF.
RPIADJ CONF.
RPI

DIV. I ONLY	18- 17	173	7- 3	142	131	151	151	15	15
DIV. I NON-CONF.	7- 5	122	1- 1	131	161	129	129	14	14
<hr/>									
TOTALS	RPI 1-25	RPI 26-50	W-L RECORDS	RPI 51-100	RPI 101-999	RPI 201+			
18- 17	0- 1	0- 1	OVERALL	3- 4	15- 11	9- 4			
11- 5	0- 1	0- 0	HOME	1- 1	10- 3	7- 1			
3- 10	0- 0	0- 0	AWAY	0- 3	3- 7	0- 3			
4- 2	0- 0	0- 1	NEUTRAL	2- 0	2- 1	2- 0			
7- 5	0- 1	0- 1	NON-CONFERENCE	0- 0	7- 3	4- 1			
5- 2	0- 1	0- 0	HOME	0- 0	5- 1	3- 1			
1- 2	0- 0	0- 0	AWAY	0- 0	1- 2	0- 0			
1- 1	0- 0	0- 1	NEUTRAL	0- 0	1- 0	1- 0			
11- 12	0- 0	0- 0	CONFERENCE	3- 4	8- 8	5- 3			
6- 3	0- 0	0- 0	HOME	1- 1	5- 2	4- 0			
2- 8	0- 0	0- 0	AWAY	0- 3	2- 5	0- 3			
3- 1	0- 0	0- 0	NEUTRAL	2- 0	1- 1	1- 0			

RPI 1-25				RPI 26-50				RPI 51-100				RPI 101+				Team's RPI: 151
RPI	S	Opponent	Score	RPI	S	Opponent	Score	RPI	S	Opponent	Score	RPI	S	Opponent	Score	
2	H	UConn	57 88	27	N	Oregon St.	49 89	77	A	Wyomi ng	60 66	105	A	Boise St.	72 68	
								77	H	Wyomi ng	62 65	105	H	Boise St.	55 63	
								77	N	Wyomi ng	67 63	105	N	Boise St.	60 62	
								89	A	New Mexi co	68 72	108	A	Colorado St.	64 75	
								95	A	UNLV	75 77	108	H	Colorado St.	59 65	
								95	H	UNLV	75 55	109	A	Utah	61 87	
								95	N	UNLV	77 73	118	A	Central Ark.	56 65	
												130	H	Portland St.	67 55	
												144	A	Fresno St.	55 68	
												144	A	Fresno St.	86 74	
												144	H	Fresno St.	90 73	
												190	A	Seattle U	74 65	
												199	H	UC Irvine	70 60	
												215	H	SMU	80 72	
												216	N	Montana St.	67 53	
												236	H	Pepperdine	72 77	
												269	A	San Diego St.	72 75	
												269	H	San Diego St.	84 72	
												269	N	San Diego St.	95 84	
												273	H	Sacramento St.	95 68	
												276	A	San Jose St.	54 57	
												276	H	San Jose St.	91 63	
												288	H	Air Force	70 60	
												289	H	Santa Clara	52 41	
												311	A	Utah St.	57 79	
												311	H	Utah St.	85 78	
<hr/>																
LAST 12 Division I GAMES:																
118	A	Central Ark.	56 65	269	N	San Diego St.	95 84									
144	A	Fresno St.	86 74	269	H	San Diego St.	84 72									
199	H	UC Irvine	70 60	95	H	UNLV	75 55									
105	N	Boise St.	60 62	108	A	Colorado St.	64 75									
77	N	Wyomi ng	67 63	276	A	San Jose St.	54 57									
95	N	UNLV	77 73	311	H	Utah St.	85 78									

Non-Div I Games: Stanislaus St. 81 60

Nevada

■ Loss,
 ■ Non-Conf,
 ■ S Site,
 ■ Home
 ■ A Away
 N Neutral

Average RPI		Win: 248	WON-LOST RECORD	WINNING PCT. RANK	LAST 10 GAMES	STRENGTH OF SCHEDULE	OPP. STRENGTH OF SCHEDULE	TEAM RPI	ADJ. RPI	CONF. RPI	ADJ. CONF. RPI
Loss: 157											
DIV. I ONLY			18- 12	107	5- 5	299	254	181	181	20	20
DIV. I NON-CONF.			8- 4	77	0- 0	339	275	195	195	24	24
TOTALS		RPI 1-25		RPI 26-50		W-L RECORDS	RPI 51-100	RPI 101-999		RPI 201+	
18- 12	0- 0			0- 0		OVERALL	1- 4	17- 8		12- 4	
8- 4	0- 0			0- 0		HOME	1- 1	7- 3		5- 1	
8- 6	0- 0			0- 0		AWAY	0- 2	8- 4		6- 2	
2- 2	0- 0			0- 0		NEUTRAL	0- 1	2- 1		1- 1	
8- 4	0- 0			0- 0		NON-CONFERENCE	0- 0	8- 4		7- 3	
4- 0	0- 0			0- 0		HOME	0- 0	4- 0		3- 0	
3- 3	0- 0			0- 0		AWAY	0- 0	3- 3		3- 2	
1- 1	0- 0			0- 0		NEUTRAL	0- 0	1- 1		1- 1	
10- 8	0- 0			0- 0		CONFERENCE	1- 4	9- 4		5- 1	
4- 4	0- 0			0- 0		HOME	1- 1	3- 3		2- 1	
5- 3	0- 0			0- 0		AWAY	0- 2	5- 1		3- 0	
1- 1	0- 0			0- 0		NEUTRAL	0- 1	1- 0		0- 0	

RPI 1-25				RPI 26-50				RPI 51-100				RPI 101+ Team's RPI: 181					
RPI	S	Opponent	Score	RPI	S	Opponent	Score	RPI	S	Opponent	Score	RPI	S	Opponent	Score		
								73	A	Maine	46	77	121	A	Dartmouth	49	57
								73	H	Maine	46	56	137	A	Hartford	49	85
								73	N	Maine	48	64	137	H	Hartford	76	58
								82	A	Albany (NY)	53	66	155	H	Northeastern	65	50
								82	H	Albany (NY)	74	68	160	A	Binghamton	63	61
													160	H	Binghamton	52	54
													189	A	Stony Brook	51	50
													189	H	Stony Brook	56	62
													189	N	Stony Brook	71	54
													209	A	Boston College	55	64
													224	A	Xavier	66	71
													235	H	Boston U.	72	57
													246	N	La Salle	51	59
													247	A	Sacred Heart	74	47
													264	H	Manhattan	68	55
													266	H	Cornell	48	45
													274	N	Fairfield	71	61
													295	A	Vermont	52	49
													295	H	Vermont	53	58
													298	A	Bryant	74	65
													323	A	UMBC	51	46
													323	H	UMBC	56	51
													328	A	Wagner	65	53
													348	A	UMass Lowell	70	49
													348	H	UMass Lowell	66	45
LAST 12 Division I GAMES:																	
								73	N	Maine	48	64	73	A	Maine	46	77
								189	N	Stony Brook	71	54	295	H	Vermont	53	58
								348	A	UMass Lowell	70	49	82	H	Albany (NY)	74	68
								189	H	Stony Brook	56	62	137	A	Hartford	49	85
								137	H	Hartford	76	58	160	H	Binghamton	52	54
								323	A	UMBC	51	46	73	H	Maine	46	56

Non-Div I Games:	Colby-Sawyer	64	40
------------------	--------------	----	----

New Hampshire

■ Loss, ■ Non-Conf, S Site, H Home A Away N Neutral

Average RPI Win:	180	WON-LOST	WINNING	LAST 10	STRENGTH OF	OPP. STRENGTH	TEAM	ADJ.	CONF.	ADJ CONF.
Average RPI Loss:	115	RECORD	PCT. RANK	GAMES	SCHEDULE	OF SCHEDULE	RPI	RPI	RPI	RPI
DIV. I ONLY	24- 11	68	6- 4	148	119	89	89	15	15	
DIV. I NON-CONF.	13- 2	9	2- 1	61	135	23	23	14	14	

TOTALS	RPI 1-25	RPI 26-50	W-L RECORDS	RPI 51-100	RPI 101-999	RPI 201+				
24- 11	1- 0	0- 2	OVERALL	3- 5	20- 4	10- 2				
18- 3	1- 0	0- 1	HOME	3- 2	14- 0	6- 0				
5- 7	0- 0	0- 1	AWAY	0- 2	5- 4	3- 2				
1- 1	0- 0	0- 0	NEUTRAL	0- 1	1- 0	1- 0				
13- 2	1- 0	0- 2	NON-CONFERENCE	3- 0	9- 0	4- 0				
11- 1	1- 0	0- 1	HOME	3- 0	7- 0	3- 0				
2- 1	0- 0	0- 1	AWAY	0- 0	2- 0	1- 0				
0- 0	0- 0	0- 0	NEUTRAL	0- 0	0- 0	0- 0				
11- 9	0- 0	0- 0	CONFERENCE	0- 5	11- 4	6- 2				
7- 2	0- 0	0- 0	HOME	0- 2	7- 0	3- 0				
3- 6	0- 0	0- 0	AWAY	0- 2	3- 4	2- 2				
1- 1	0- 0	0- 0	NEUTRAL	0- 1	1- 0	1- 0				

RPI 1-25				RPI 26-50				RPI 51-100 Team's RPI: 89				RPI 101+			
RPI	S	Opponent	Score	RPI	S	Opponent	Score	RPI	S	Opponent	Score	RPI	S	Opponent	Score
21	H	Marquette	88 87	39	A	Oklahoma	63 105	76	H	Navy	94 87	101	H	Western Mich.	88 76
				49	H	TCU	72 81	77	A	Wyoming	55 66	102	H	Lamar University	90 58
								77	H	Wyoming	62 63	105	A	Boise St.	85 91
								77	N	Wyoming	66 69	105	H	Boise St.	100 83
								79	H	Saint Mary's (CA)	82 80	108	A	Colorado St.	71 74
								95	A	UNLV	62 74	108	H	Colorado St.	54 48
								95	H	UNLV	66 68	144	A	Fresno St.	93 89
								99	H	Rice	93 73	144	H	Fresno St.	88 75
												150	H	Wichita St.	76 62
												151	H	Nevada	72 68
												176	A	UTEP	59 35
												199	H	UC Irvine	83 61
												221	A	New Mexico St.	101 93
												221	H	New Mexico St.	86 75
												233	H	Illinois	97 68
												249	H	Texas Tech	90 56
												269	A	San Diego St.	89 97
												276	A	San Jose St.	86 95
												276	H	San Jose St.	92 62
												276	N	San Jose St.	84 54
												288	A	Air Force	88 59
												288	H	Air Force	57 49
												311	A	Utah St.	74 50
												311	H	Utah St.	80 47

LAST 12 Division I GAMES:															
				49	H	TCU	72 81	108	H	Colorado St.	54 48				
				99	H	Rice	93 73	95	A	UNLV	62 74				
				79	H	Saint Mary's (CA)	82 80	77	H	Wyoming	62 63				
				77	N	Wyoming	66 69	311	A	Utah St.	74 50				
				276	N	San Jose St.	84 54	288	H	Air Force	57 49				
				144	A	Fresno St.	93 89	105	A	Boise St.	85 91				

Non-Div I Games: Northern N.M. 107 66

New Mexico

Loss,
Non-Conf, S Site,
H Home
A Away
N Neutral

New Mexico St.				Through Games of April 17, 2018							
Average RPI		Win: 279	WON-LOST RECORD	WINNING PCT. RANK	LAST 10 GAMES	STRENGTH OF SCHEDULE	OPP. STRENGTH OF SCHEDULE	TEAM RPI	ADJ. RPI	CONF. RPI	ADJ. CONF. RPI
DIV. I ONLY			16- 13	139	6- 4	322	313	221	221	31	31
DIV. I NON-CONF.	Loss: 170		4- 9	246	0- 1	212	220	259	259	31	31
TOTALS		RPI 1-25		RPI 26-50		W-L RECORDS		RPI 51-100		RPI 101-999	RPI 201+
16- 13		0- 0		0- 0		OVERALL		0- 3		16- 10	14- 5
9- 3		0- 0		0- 0		HOME		0- 1		9- 2	7- 1
6- 6		0- 0		0- 0		AWAY		0- 2		6- 4	6- 3
1- 4		0- 0		0- 0		NEUTRAL		0- 0		1- 4	1- 1
4- 9		0- 0		0- 0		NON-CONFERENCE		0- 3		4- 6	3- 3
2- 3		0- 0		0- 0		HOME		0- 1		2- 2	1- 1
2- 3		0- 0		0- 0		AWAY		0- 2		2- 1	2- 1
0- 3		0- 0		0- 0		NEUTRAL		0- 0		0- 3	0- 1
12- 4		0- 0		0- 0		CONFERENCE		0- 0		12- 4	11- 2
7- 0		0- 0		0- 0		HOME		0- 0		7- 0	6- 0
4- 3		0- 0		0- 0		AWAY		0- 0		4- 3	4- 2
1- 1		0- 0		0- 0		NEUTRAL		0- 0		1- 1	1- 0

RPI 1-25				RPI 26-50				RPI 51-100				RPI 101+				Team's RPI: 221	
RPI	S	Opponent	Score	RPI	S	Opponent	Score	RPI	S	Opponent	Score	RPI	S	Opponent	Score		
								77	A	Wyomi ng	59	67	101	H	Western Mi ch.	55	64
								89	A	New Mexi co	75	86	142	N	Arkansas	60	69
								89	H	New Mexi co	93	101	155	N	Northeastern	64	65
													176	H	UTEP	76	68
													190	A	Seattle U	59	69
													190	H	Seattle U	64	53
													190	N	Seattle U	61	84
													207	H	UC Santa Barbara	47	77
													211	A	CSU Bakersfi eld	52	62
													211	H	CSU Bakersfi eld	56	48
													227	H	A&M-Corpus Christi	70	61
													232	N	Texas Southern	50	66
													236	A	Pepperdi ne	86	64
													251	A	Grand Canyon	34	50
													251	H	Grand Canyon	64	60
													271	A	Ari zona	44	83
													283	A	UMKC	76	67
													283	H	UMKC	70	62
													301	A	Long Beach St.	72	63
													307	A	UTRGV	79	77
													307	H	UTRGV	72	56
													324	A	Utah Valley	82	72
													324	H	Utah Valley	59	51
													346	A	Chi cago St.	63	55
													346	H	Chi cago St.	74	59
													346	N	Chi cago St.	84	60
LAST 12 Di vi si on I GAMES:																	
								77	A	Wyomi ng	59	67	190	H	Seattle U	64	53
								190	N	Seattle U	61	84	324	H	Utah Valley	59	51
								346	N	Chi cago St.	84	60	251	A	Grand Canyon	34	50
								307	H	UTRGV	72	56	211	A	CSU Bakersfi eld	52	62
								283	A	UMKC	76	67	307	A	UTRGV	79	77
								346	A	Chi cago St.	63	55	283	H	UMKC	70	62

New Mexico St.

Average RPI Win:	275	WON-LOST	WINNING	LAST 10	STRENGTH OF	OPP. STRENGTH	TEAM	ADJ.	CONF.	ADJ CONF.
Average RPI Loss:	161	RECORD	PCT. RANK	GAMES	SCHEDULE	OF SCHEDULE	RPI	RPI	RPI	RPI
DIV. I ONLY	14- 15	188	5- 5	303	270	231	231	26	26	
DIV. I NON-CONF.	3- 7	254	0- 0	118	182	216	216	25	25	

TOTALS	RPI 1-25	RPI 26-50	W-L RECORDS	RPI 51-100	RPI 101-999	RPI 201+				
14- 15	0- 1	0- 0	OVERALL	0- 2	14- 12	12- 4				
9- 4	0- 0	0- 0	HOME	0- 1	9- 3	8- 0				
5- 10	0- 0	0- 0	AWAY	0- 0	5- 2	4- 1				
0- 1	0- 0	0- 0	NEUTRAL	0- 0	0- 1	0- 1				
3- 7	0- 1	0- 0	NON-CONFERENCE	0- 2	3- 4	2- 0				
2- 2	0- 0	0- 0	HOME	0- 1	2- 1	1- 0				
1- 5	0- 1	0- 0	AWAY	0- 1	1- 3	1- 0				
0- 0	0- 0	0- 0	NEUTRAL	0- 0	0- 0	0- 0				
11- 8	0- 0	0- 0	CONFERENCE	0- 0	11- 8	10- 4				
7- 2	0- 0	0- 0	HOME	0- 0	7- 2	7- 0				
4- 5	0- 0	0- 0	AWAY	0- 0	4- 5	3- 3				
0- 1	0- 0	0- 0	NEUTRAL	0- 0	0- 1	0- 1				

RPI 1-25				RPI 26-50				RPI 51-100				RPI 101+ Team's RPI: 231			
RPI	S	Opponent	Score	RPI	S	Opponent	Score	RPI	S	Opponent	Score	RPI	S	Opponent	Score
23	A	Missouri	45 81					56	A	Miami (FL)	46 76	102	A	Lamar University	77 100
								80	H	Houston	66 78	112	H	SFA	67 74
												118	A	Central Ark.	52 48
												129	A	Tulane	56 79
												162	A	Louisiana	57 66
												166	H	Jacksonville St.	54 59
												168	A	South Ala.	45 67
												170	H	CSUN	76 73
												179	A	Nicholls St.	48 72
												179	H	Nicholls St.	61 62
												227	A	A&M-Corpus Christi	68 75
												227	H	A&M-Corpus Christi	66 49
												232	H	Texas Southern	72 69
												244	A	Abilene Christian	70 80
												244	N	Abilene Christian	66 88
												278	A	McNeese	77 64
												278	H	McNeese	84 62
												297	A	Southeastern La.	74 71
												297	H	Southeastern La.	82 73
												310	H	Houston Baptist	70 52
												314	A	Incarnate Word	72 45
												314	H	Incarnate Word	52 50
												336	H	Sam Houston St.	77 50
												337	A	Northwestern St.	47 52
												337	H	Northwestern St.	81 63
												338	A	La. -Monroe	89 51

LAST 12 Division I GAMES:															
244	N	Abilene Christian	66 88	227	A	A&M-Corpus Christi	68 75								
297	A	Southeastern La.	74 71	179	H	Nicholls St.	61 62								
179	A	Nicholls St.	48 72	337	A	Northwestern St.	47 52								
336	H	Sam Houston St.	77 50	314	A	Incarnate Word	72 45								
278	H	McNeese	84 62	337	H	Northwestern St.	81 63								
297	H	Southeastern La.	82 73	314	H	Incarnate Word	52 50								

Non-Div I Games: Xavier (LA) 85 50

New Orleans

■ Loss,
 ■ Non-Conf,
 ■ S Site,
 ■ Home
 ■ Away
 N Neutral

Average RPI Win:	246	WON-LOST	WINNING	LAST 10	STRENGTH OF	OPP. STRENGTH	TEAM	ADJ.	CONF.	ADJ CONF.
Average RPI Loss:	176	RECORD	PCT. RANK	GAMES	SCHEDULE	OF SCHEDULE	RPI	RPI	RPI	RPI
DIV. I ONLY	13- 18	219	5- 5	220	278	230	230	28	28	
DIV. I NON-CONF.	3- 8	264	0- 0	72	144	203	203	26	26	

TOTALS	RPI 1-25	RPI 26-50	W-L RECORDS	RPI 51-100	RPI 101-999	RPI 201+				
13- 18	1- 1	0- 2	OVERALL	0- 1	12- 14	10- 8				
7- 6	1- 0	0- 1	HOME	0- 1	6- 4	6- 1				
4- 11	0- 1	0- 1	AWAY	0- 0	4- 9	3- 7				
2- 1	0- 0	0- 0	NEUTRAL	0- 0	2- 1	1- 0				
3- 8	1- 1	0- 0	NON-CONFERENCE	0- 1	2- 6	1- 1				
1- 3	1- 0	0- 0	HOME	0- 1	0- 2	0- 0				
1- 4	0- 1	0- 0	AWAY	0- 0	1- 3	1- 1				
1- 1	0- 0	0- 0	NEUTRAL	0- 0	1- 1	0- 0				
10- 10	0- 0	0- 2	CONFERENCE	0- 0	10- 8	9- 7				
6- 3	0- 0	0- 1	HOME	0- 0	6- 2	6- 1				
3- 7	0- 0	0- 1	AWAY	0- 0	3- 6	2- 6				
1- 0	0- 0	0- 0	NEUTRAL	0- 0	1- 0	1- 0				

RPI	S	Opponent	Score	RPI	S	Opponent	Score	RPI	S	Opponent	Score	RPI	S	Opponent	Score	Team's RPI: 230
18	A	Maryland	65 92	33	A	Quinnipiac	61 77	59	H	Drexel	65 66	128	H	Cleveland St.	61 70	
20	H	Buffalo	75 62	33	H	Quinnipiac	55 84					131	H	Saint Joseph's	69 93	
												137	A	Hartford	65 83	
												141	N	Louisiana Tech	73 67	
												161	A	Marist	68 61	
												161	H	Marist	78 84	
												162	N	Louisiana	52 68	
												194	A	Oakland	59 67	
												203	A	Siena	60 71	
												203	A	Siena	73 68	
												203	H	Siena	65 50	
												254	A	Rider	58 65	
												254	H	Rider	69 61	
												260	A	St. Bonaventure	58 76	
												264	A	Manhattan	64 82	
												264	H	Manhattan	65 64	
												274	A	Fairfield	53 59	
												284	A	Monmouth	63 65	
												284	H	Monmouth	68 65	
												285	A	Canisius	60 64	
												285	H	Canisius	66 72	
												290	A	Colgate	81 44	
												342	H	Iona	73 59	
												347	A	Saint Peter's	87 52	
												347	H	Saint Peter's	64 54	
												347	N	Saint Peter's	60 48	

LAST 12 Division I GAMES:																
203	A	Siena	60 71	284	A	Monmouth	63 65									
347	N	Saint Peter's	60 48	264	A	Manhattan	64 82									
161	A	Marist	68 61	347	H	Saint Peter's	64 54									
285	H	Canisius	66 72	285	A	Canisius	60 64									
284	H	Monmouth	68 65	33	H	Quinnipiac	55 84									
254	H	Rider	69 61	161	H	Marist	78 84									

Non-Div I Games:

Niagara

Average RPI Win:	267	WON-LOST	WINNING	LAST 10	STRENGTH OF	OPP. STRENGTH	TEAM	ADJ.	CONF.	ADJ CONF.
Average RPI Loss:	144	RECORD	PCT. RANK	GAMES	SCHEDULE	OF SCHEDULE	RPI	RPI	RPI	RPI
DIV. I ONLY	16- 14	149	8- 2	222	280	179	179	26	26	
DIV. I NON-CONF.	2- 7	285	0- 1	95	124	201	201	25	25	

TOTALS	RPI 1-25	RPI 26-50	W-L RECORDS	RPI 51-100	RPI 101-999	RPI 201+				
16- 14	0- 2	0- 1	OVERALL	0- 1	16- 10	14- 5				
5- 6	0- 1	0- 0	HOME	0- 1	5- 4	5- 1				
8- 7	0- 1	0- 1	AWAY	0- 0	8- 5	8- 3				
3- 1	0- 0	0- 0	NEUTRAL	0- 0	3- 1	1- 1				
2- 7	0- 2	0- 1	NON-CONFERENCE	0- 1	2- 3	2- 2				
0- 2	0- 1	0- 0	HOME	0- 1	0- 0	0- 0				
2- 4	0- 1	0- 1	AWAY	0- 0	2- 2	2- 1				
0- 1	0- 0	0- 0	NEUTRAL	0- 0	0- 1	0- 1				
14- 7	0- 0	0- 0	CONFERENCE	0- 0	14- 7	12- 3				
5- 4	0- 0	0- 0	HOME	0- 0	5- 4	5- 1				
6- 3	0- 0	0- 0	AWAY	0- 0	6- 3	6- 2				
3- 0	0- 0	0- 0	NEUTRAL	0- 0	3- 0	1- 0				

RPI 1-25				RPI 26-50				RPI 51-100				RPI 101+ Team's RPI: 179			
RPI	S	Opponent	Score	RPI	S	Opponent	Score	RPI	S	Opponent	Score	RPI	S	Opponent	Score
4	A	Mississippi St.	50 95	31	A	LSU	50 65	96	H	Jacksonville	61 69	102	H	Lamar University	61 76
5	H	Baylor	43 85									102	N	Lamar University	74 68
												107	A	Iowa St.	47 75
												112	H	SFA	73 86
												112	N	SFA	69 65
												118	A	Central Ark.	42 60
												118	H	Central Ark.	48 69
												215	A	SMU	61 68
												227	A	A&M-Corpus Christi	55 76
												227	N	A&M-Corpus Christi	61 59
												231	A	New Orleans	62 61
												231	H	New Orleans	72 48
												244	H	Abilene Christian	81 60
												270	N	Bradley	65 75
												278	A	McNeese	61 54
												278	H	McNeese	63 51
												296	A	Jackson St.	90 64
												297	A	Southeastern La.	79 64
												297	H	Southeastern La.	57 66
												310	A	Houston Baptist	73 61
												310	H	Houston Baptist	63 45
												314	A	Incarinate Word	62 64
												336	A	Sam Houston St.	70 65
												337	A	Northwestern St.	79 63
												337	H	Northwestern St.	85 53
												341	A	Mississippi Val.	62 57

LAST 12 Division I GAMES:															
4	A	Mississippi St.	50 95	231	H	New Orleans	72 48								
112	N	SFA	69 65	278	H	McNeese	63 51								
102	N	Lamar University	74 68	118	A	Central Ark.	42 60								
227	N	A&M-Corpus Christi	61 59	336	A	Sam Houston St.	70 65								
297	A	Southeastern La.	79 64	310	H	Houston Baptist	63 45								
337	H	Northwestern St.	85 53	244	H	Abilene Christian	81 60								

Non-Div I Games: Spring Hill 78 70 Evangel 72 55 Southern-N. O. 83 45

Nicholls St.

Average RPI Win:	285	WON-LOST	WINNING	LAST 10	STRENGTH OF	OPP. STRENGTH	TEAM	ADJ.	CONF.	ADJ CONF.
Average RPI Loss:	190	RECORD	PCT. RANK	GAMES	SCHEDULE	OF SCHEDULE	RPI	RPI	RPI	RPI
DIV. I ONLY	18- 11	101	6- 4	340	343	219	219	30	30	
DIV. I NON-CONF.	7- 5	122	0- 0	304	329	205	205	30	30	

TOTALS	RPI 1-25	RPI 26-50	W-L RECORDS	RPI 51-100	RPI 101-999	RPI 201+				
18- 11	0- 0	0- 0	OVERALL	0- 1	18- 10	16- 4				
7- 5	0- 0	0- 0	HOME	0- 0	7- 5	7- 2				
10- 4	0- 0	0- 0	AWAY	0- 1	10- 3	8- 0				
1- 2	0- 0	0- 0	NEUTRAL	0- 0	1- 2	1- 2				
7- 5	0- 0	0- 0	NON-CONFERENCE	0- 1	7- 4	6- 2				
2- 2	0- 0	0- 0	HOME	0- 0	2- 2	2- 1				
4- 2	0- 0	0- 0	AWAY	0- 1	4- 1	3- 0				
1- 1	0- 0	0- 0	NEUTRAL	0- 0	1- 1	1- 1				
11- 6	0- 0	0- 0	CONFERENCE	0- 0	11- 6	10- 2				
5- 3	0- 0	0- 0	HOME	0- 0	5- 3	5- 1				
6- 2	0- 0	0- 0	AWAY	0- 0	6- 2	5- 0				
0- 1	0- 0	0- 0	NEUTRAL	0- 0	0- 1	0- 1				

RPI 1-25				RPI 26-50				RPI 51-100				RPI 101+				Team's RPI: 219
RPI	S	Opponent	Score	RPI	S	Opponent	Score	RPI	S	Opponent	Score	RPI	S	Opponent	Score	
								76	A	Navy	51 70	134	A	Bethune-Cookman	45 60	
												134	H	Bethune-Cookman	51 58	
												145	A	N. C. A&T	51 53	
												156	A	Hampton	63 48	
												156	H	Hampton	56 70	
												157	A	William & Mary	80 74	
												187	H	High Point	56 59	
												198	A	East Carolina	46 51	
												213	N	Bowling Green	50 59	
												223	H	UNCG	64 63	
												238	H	Loyola Maryland	58 61	
												257	A	Campbell	53 27	
												267	A	UMES	63 53	
												268	A	Howard	59 53	
												272	H	Morgan St.	53 55	
												275	N	St. Francis Brooklyn	52 51	
												281	A	VCU	66 52	
												282	H	Towson	86 76	
												316	A	South Carolina St.	71 67	
												316	H	South Carolina St.	63 49	
												321	A	N. C. Central	75 60	
												322	H	Coppin St.	71 57	
												333	H	Delaware St.	72 50	
												335	H	Florida A&M	70 49	
												340	A	Savannah St.	78 58	
												340	H	Savannah St.	83 51	
												340	N	Savannah St.	48 51	
												344	A	Longwood	64 45	

LAST 12 Division I GAMES:																
				340	N	Savannah St.	48 51	333	H	Delaware St.	72 50					
				156	H	Hampton	56 70	156	A	Hampton	63 48					
				268	A	Howard	59 53	134	A	Bethune-Cookman	45 60					
				267	A	UMES	63 53	272	H	Morgan St.	53 55					
				316	H	South Carolina St.	63 49	145	A	N. C. A&T	51 53					
				340	H	Savannah St.	83 51	335	H	Florida A&M	70 49					

Non-Div I Games:

Norfolk St.

■ Loss,
 ■ Non-Conf, S Site,
 ■ Home
 ■ Away
 N Neutral

Average RPI Win:	164	WON-LOST	WINNING	LAST 10	STRENGTH OF	OPP. STRENGTH	TEAM	ADJ.	CONF.	ADJ CONF.
Average RPI Loss:	56	RECORD	PCT. RANK	GAMES	SCHEDULE	OF SCHEDULE	RPI	RPI	RPI	RPI
DIV. I ONLY	15- 16	187	1- 9	38	53	114	114	1	1	
DIV. I NON-CONF.	10- 3	42	0- 0	104	272	93	93	1	1	

TOTALS	RPI 1-25	RPI 26-50	W-L RECORDS	RPI 51-100	RPI 101-999	RPI 201+				
15- 16	1- 7	1- 3	OVERALL	0- 3	13- 3	4- 1				
11- 8	1- 2	1- 2	HOME	0- 2	9- 2	3- 0				
1- 7	0- 4	0- 1	AWAY	0- 1	1- 1	0- 1				
3- 1	0- 1	0- 0	NEUTRAL	0- 0	3- 0	1- 0				
10- 3	0- 0	1- 0	NON-CONFERENCE	0- 1	9- 2	3- 0				
8- 3	0- 0	1- 0	HOME	0- 1	7- 2	3- 0				
0- 0	0- 0	0- 0	AWAY	0- 0	0- 0	0- 0				
2- 0	0- 0	0- 0	NEUTRAL	0- 0	2- 0	0- 0				
5- 13	1- 7	0- 3	CONFERENCE	0- 2	4- 1	1- 1				
3- 5	1- 2	0- 2	HOME	0- 1	2- 0	0- 0				
1- 7	0- 4	0- 1	AWAY	0- 1	1- 1	0- 1				
1- 1	0- 1	0- 0	NEUTRAL	0- 0	1- 0	0- 0				

RPI 1-25				RPI 26-50				RPI 51-100				RPI 101+ Team's RPI: 114			
RPI	S	Opponent	Score	RPI	S	Opponent	Score	RPI	S	Opponent	Score	RPI	S	Opponent	Score
1	A	Notre Dame	62 94	30	A	Virginia	70 82	54	H	Mercer	86 97	111	A	Wake Forest	79 76
3	H	Louisville	57 67	36	H	Minnesota	88 83	56	H	Miami (FL)	72 92	124	H	Radford	79 46
9	A	Florida St.	65 103	41	H	Syracuse	80 86	65	A	Georgia Tech	61 79	137	H	Hartford	90 70
14	A	Duke	54 70	47	H	Virginia Tech	74 90					139	H	Colorado	87 80
14	H	Duke	92 86									156	H	Hampton	66 70
16	A	NC State	54 73									163	H	Clemson	59 52
16	H	NC State	53 66									168	H	South Ala.	84 85
16	N	NC State	64 77									183	H	Furman	84 56
												185	H	Pittsburgh	68 67
												195	N	Grambling	79 63
												196	N	Washington	90 78
												209	A	Boston College	64 77
												209	N	Boston College	69 64
												248	H	Presbyterian	91 56
												252	H	UNCW	86 60
												262	H	Appalachian St.	56 43

LAST 12 Division I GAMES:															
16	N	NC State	64 77	16	A	NC State	54 73								
209	N	Boston College	69 64	47	H	Virginia Tech	74 90								
14	A	Duke	54 70	56	H	Miami (FL)	72 92								
41	H	Syracuse	80 86	1	A	Notre Dame	62 94								
3	H	Louisville	57 67	30	A	Virginia	70 82								
65	A	Georgia Tech	61 79	14	H	Duke	92 86								

Non-Div I Games:

North Carolina

Average RPI Win:	193	WON-LOST	WINNING	LAST 10	STRENGTH OF	OPP. STRENGTH	TEAM	ADJ.	CONF.	ADJ CONF.
Average RPI Loss:	145	RECORD	PCT. RANK	GAMES	SCHEDULE	OF SCHEDULE	RPI	RPI	RPI	RPI
DIV. I ONLY	10- 18	246	2- 8	91	206	205	205	19	19	
DIV. I NON-CONF.	5- 4	143	0- 0	26	145	51	51	13	13	

TOTALS	RPI 1-25	RPI 26-50	W-L RECORDS	RPI 51-100	RPI 101-999	RPI 201+				
10- 18	0- 1	1- 3	OVERALL	0- 1	9- 13	5- 6				
7- 5	0- 0	1- 0	HOME	0- 0	6- 5	3- 2				
2- 12	0- 1	0- 3	AWAY	0- 1	2- 7	2- 3				
1- 1	0- 0	0- 0	NEUTRAL	0- 0	1- 1	0- 1				
5- 4	0- 1	0- 2	NON-CONFERENCE	0- 1	5- 0	3- 0				
3- 0	0- 0	0- 0	HOME	0- 0	3- 0	2- 0				
1- 4	0- 1	0- 2	AWAY	0- 1	1- 0	1- 0				
1- 0	0- 0	0- 0	NEUTRAL	0- 0	1- 0	0- 0				
5- 14	0- 0	1- 1	CONFERENCE	0- 0	4- 13	2- 6				
4- 5	0- 0	1- 0	HOME	0- 0	3- 5	1- 2				
1- 8	0- 0	0- 1	AWAY	0- 0	1- 7	1- 3				
0- 1	0- 0	0- 0	NEUTRAL	0- 0	0- 1	0- 1				

RPI 1-25				RPI 26-50				RPI 51-100				RPI 101+				Team's RPI: 205
RPI	S	Opponent	Score	RPI	S	Opponent	Score	RPI	S	Opponent	Score	RPI	S	Opponent	Score	
5	A	Baylor	43 105	27	A	Oregon St.	55 65	63	A	South Dakota	71 76	102	N	Lamar University	73 70	
				32	A	South Dakota St.	52 66					130	H	Portland St.	61 80	
				38	A	Northern Colo.	45 51					133	A	Idaho	75 80	
				38	H	Northern Colo.	78 70					133	H	Idaho	64 78	
												135	H	UNI	80 72	
												138	A	Weber St.	69 80	
												138	H	Weber St.	80 67	
												143	A	Idaho St.	46 57	
												143	H	Idaho St.	55 68	
												147	A	Eastern Wash.	70 74	
												147	H	Eastern Wash.	81 79	
												216	A	Montana St.	56 72	
												216	H	Montana St.	79 70	
												216	N	Montana St.	58 68	
												234	A	Montana	51 53	
												234	H	Montana	43 54	
												258	A	UTSA	60 47	
												273	H	Sacramento St.	66 72	
												277	H	Massachusetts	82 52	
												286	H	North Dakota St.	79 68	
												305	A	Northern Ariz.	59 79	
												329	A	Southern Utah	68 53	
LAST 12 Division I GAMES:																
				216	N	Montana St.	58 68	143	H	Idaho St.	55 68					
				130	H	Portland St.	61 80	138	H	Weber St.	80 67					
				273	H	Sacramento St.	66 72	234	A	Montana	51 53					
				38	A	Northern Colo.	45 51	216	A	Montana St.	56 72					
				305	A	Northern Ariz.	59 79	133	H	Idaho	64 78					
				329	A	Southern Utah	68 53	147	H	Eastern Wash.	81 79					

Non-Div I Games: Mayville St. 82 54 Southwest Minn. St. 85 62

North Dakota

Average RPI Win: 315
Average RPI Loss: 137

WON-LOST
RECORD

WINNING
PCT. RANK

LAST 10
GAMES

STRENGTH OF
SCHEDULE

OPP. STRENGTH
OF SCHEDULE

TEAM
RPI

ADJ.
RPI

CONF.
RPI

ADJ CONF.
RPI

DIV. I ONLY	6- 20	309	1- 9	183	212	286	286	12	12
DIV. I NON-CONF.	4- 7	227	0- 0	294	330	273	273	16	16
<hr/>									
TOTALS	RPI 1-25	RPI 26-50	W-L RECORDS	RPI 51-100	RPI 101-999	RPI 201+			
6- 20	0- 0	0- 3	OVERALL	0- 3	6- 14	6- 4			
3- 8	0- 0	0- 1	HOME	0- 1	3- 6	3- 2			
2- 10	0- 0	0- 1	AWAY	0- 2	2- 7	2- 2			
1- 2	0- 0	0- 1	NEUTRAL	0- 0	1- 1	1- 0			
4- 7	0- 0	0- 0	NON-CONFERENCE	0- 1	4- 6	4- 2			
2- 2	0- 0	0- 0	HOME	0- 0	2- 2	2- 1			
1- 4	0- 0	0- 0	AWAY	0- 1	1- 3	1- 1			
1- 1	0- 0	0- 0	NEUTRAL	0- 0	1- 1	1- 0			
2- 13	0- 0	0- 3	CONFERENCE	0- 2	2- 8	2- 2			
1- 6	0- 0	0- 1	HOME	0- 1	1- 4	1- 1			
1- 6	0- 0	0- 1	AWAY	0- 1	1- 4	1- 1			
0- 1	0- 0	0- 1	NEUTRAL	0- 0	0- 0	0- 0			

RPI 1-25				RPI 26-50				RPI 51-100				RPI 101+ Team's RPI: 286			
RPI	S	Opponent	Score	RPI	S	Opponent	Score	RPI	S	Opponent	Score	RPI	S	Opponent	Score
				32	A	South Dakota St.	63 83	63	A	South Dakota	54 80	104	A	Western Ill.	72 97
				32	H	South Dakota St.	64 85	63	H	South Dakota	67 82	104	H	Western Ill.	60 77
				32	N	South Dakota St.	62 87	76	A	Navy	54 67	118	N	Central Ark.	45 68
												122	A	Milwaukee	38 74
												139	A	Colorado	59 108
												146	H	Cal Poly	69 73
												174	A	Oral Roberts	48 71
												174	H	Oral Roberts	57 64
												184	A	Denver	79 98
												184	H	Denver	73 78
												205	A	North Dakota	68 79
												239	A	Omaha	67 80
												239	H	Omaha	57 59
												277	H	Massachusetts	82 70
												299	A	FIU	71 68
												307	H	UTRGV	79 82
												323	N	UMBC	67 53
												326	A	Fort Wayne	66 52
												326	H	Fort Wayne	72 56
												339	H	NJIT	105 58
<hr/>															
LAST 12 Division I GAMES:															
				32	N	South Dakota St.	62 87	63	A	South Dakota	54 80				
				239	H	Omaha	57 59	32	H	South Dakota St.	64 85				
				104	H	Western Ill.	60 77	104	A	Western Ill.	72 97				
				326	A	Fort Wayne	66 52	239	A	Omaha	67 80				
				184	H	Denver	73 78	326	H	Fort Wayne	72 56				
				174	H	Oral Roberts	57 64	184	A	Denver	79 98				

Non-Div I Games: Valley City St. 67 58 Mayville St. 87 43 Dakota St. 97 42

North Dakota St.

Loss, Non-Conf, S Site, H Home A Away N Neutral

Average RPI Win: 238

Average RPI Loss: 176

WON-LOST
RECORDWINNING
PCT. RANKLAST 10
GAMESSTRENGTH OF
SCHEDULEOPP. STRENGTH
OF SCHEDULETEAM
RPIADJ.
RPICONF.
RPIADJ CONF.
RPIDIV. I ONLY
DIV. I NON-CONF.10- 18
4- 8246
2374- 6
0- 0219
174243
195240
207240
20723
2223
22

TOTALS

RPI 1-25

RPI 26-50

W-L RECORDS

RPI 51-100

RPI 101-999

RPI 201+

10- 18

0- 2

1- 2

OVERALL

0- 4

9- 10

7- 10

5- 5

0- 0

1- 0

HOME

0- 1

4- 4

3- 4

5- 12

0- 2

0- 2

AWAY

0- 3

5- 5

4- 5

0- 1

0- 0

0- 0

NEUTRAL

0- 0

0- 1

0- 1

4- 8

0- 2

0- 1

NON-CONFERENCE

0- 1

4- 4

2- 4

2- 1

0- 0

0- 0

HOME

0- 0

2- 1

1- 1

2- 6

0- 2

0- 1

AWAY

0- 1

2- 2

1- 2

0- 1

0- 0

0- 0

NEUTRAL

0- 0

0- 1

0- 1

6- 10

0- 0

1- 1

CONFERENCE

0- 3

5- 6

5- 6

3- 4

0- 0

1- 0

HOME

0- 1

2- 3

2- 3

3- 6

0- 0

0- 1

AWAY

0- 2

3- 3

3- 3

0- 0

0- 0

0- 0

NEUTRAL

0- 0

0- 0

0- 0

RPI 1-25

RPI 26-50

RPI 51-100

RPI 101+

Team's RPI: 240

RPI	S	Opponent	Score
9	A	Florida St.	51 109
25	A	Georgia	37 75

RPI	S	Opponent	Score
34	A	Michigan	34 79
45	A	FGCU	52 67
45	H	FGCU	75 73

RPI	S	Opponent	Score
60	A	West Virginia	59 87
96	A	Jacksonville	43 64
96	A	Jacksonville	77 83
96	H	Jacksonville	48 66

RPI	S	Opponent	Score
134	H	Bethune-Cookman	70 63
193	A	Morehead St.	61 56
208	A	Stetson	63 55
208	A	Stetson	55 68
208	H	Stetson	51 68
241	A	Fla. Atlantic	75 83
256	H	Northern Ky.	58 50
259	A	Lipscomb	57 78
259	H	Lipscomb	69 73
263	H	Col. of Charleston	69 73
284	N	Monmouth	57 67
300	A	Kennesaw St.	68 44
300	H	Kennesaw St.	77 72
302	A	Wofford	57 69
303	A	USC Upstate	65 61
303	H	USC Upstate	79 61
335	A	Florida A&M	77 68
339	A	NJIT	65 75
339	H	NJIT	62 66

LAST 12 Division I GAMES:

96	A	Jacksonville	77 83	259	A	Lipscomb	57 78
208	A	Stetson	63 55	45	A	FGCU	52 67
96	A	Jacksonville	43 64	208	H	Stetson	51 68
303	H	USC Upstate	79 61	45	H	FGCU	75 73
339	H	NJIT	62 66	208	A	Stetson	55 68
300	A	Kennesaw St.	68 44	339	A	NJIT	65 75

Non-Div I Games:

Warner

74 38

Edward Waters

73 47

Webber Int'l

81 53

North Florida

Loss,
 Non-Conf,
 S Site,
 H Home
A Away
 N Neutral

Average RPI Win:	240	WON-LOST	WINNING	LAST 10	STRENGTH OF	OPP. STRENGTH	TEAM	ADJ.	CONF.	ADJ CONF.
Average RPI Loss:	137	RECORD	PCT. RANK	GAMES	SCHEDULE	OF SCHEDULE	RPI	RPI	RPI	RPI
DIV. I ONLY	14- 14	174	6- 4	247	159	201	201	18	18	
DIV. I NON-CONF.	6- 3	77	0- 0	344	120	230	230	20	20	

TOTALS	RPI 1-25	RPI 26-50	W-L RECORDS	RPI 51-100	RPI 101-999	RPI 201+				
14- 14	0- 0	0- 1	OVERALL	0- 7	14- 6	11- 3				
6- 6	0- 0	0- 0	HOME	0- 4	6- 2	5- 1				
4- 7	0- 0	0- 1	AWAY	0- 2	4- 4	4- 2				
4- 1	0- 0	0- 0	NEUTRAL	0- 1	4- 0	2- 0				
6- 3	0- 0	0- 1	NON-CONFERENCE	0- 1	6- 1	6- 1				
3- 1	0- 0	0- 0	HOME	0- 1	3- 0	3- 0				
1- 2	0- 0	0- 1	AWAY	0- 0	1- 1	1- 1				
2- 0	0- 0	0- 0	NEUTRAL	0- 0	2- 0	2- 0				
8- 11	0- 0	0- 0	CONFERENCE	0- 6	8- 5	5- 2				
3- 5	0- 0	0- 0	HOME	0- 3	3- 2	2- 1				
3- 5	0- 0	0- 0	AWAY	0- 2	3- 3	3- 1				
2- 1	0- 0	0- 0	NEUTRAL	0- 1	2- 0	0- 0				

RPI 1-25				RPI 26-50				RPI 51-100				RPI 101+				Team's RPI: 201
RPI	S	Opponent	Score	RPI	S	Opponent	Score	RPI	S	Opponent	Score	RPI	S	Opponent	Score	
				40	A	Indiana	63 68	58	H	Western Ky.	65 79	113	A	Middle Tenn.	48 56	
								58	N	Western Ky.	61 77	141	A	Louisiana Tech	53 61	
								74	A	UAB	52 68	141	N	Louisiana Tech	76 69	
								74	H	UAB	51 69	173	H	Charlotte	73 68	
								87	H	Kansas St.	54 55	173	N	Charlotte	58 55	
								99	A	Rice	45 47	176	H	UTEP	48 50	
								99	H	Rice	49 50	202	H	Tulsa	66 43	
												215	H	SMU	47 40	
												217	H	Southern Miss.	71 62	
												222	N	Coastal Caro.	50 34	
												241	A	Fla. Atlantic	65 51	
												246	H	La Salle	70 44	
												258	A	UTSA	58 70	
												279	A	Old Dominion	55 52	
												279	H	Old Dominion	63 46	
												299	A	FIU	92 46	
												311	H	Marshall	54 62	
												327	N	Detroit Mercy	63 57	
												332	A	Ill. -Chicago	67 70	
												345	A	Eastern Ill.	63 61	

LAST 12 Division I GAMES:																
				58	N	Western Ky.	61 77	279	A	Old Dominion	55 52					
				141	N	Louisiana Tech	76 69	217	H	Southern Miss.	71 62					
				173	N	Charlotte	58 55	241	A	Fla. Atlantic	65 51					
				99	A	Rice	45 47	299	A	FIU	92 46					
				74	H	UAB	51 69	258	A	UTSA	58 70					
				311	H	Marshall	54 62	176	H	UTEP	48 50					

Non-Div I Games: Mid-Amer. Christian 86 52 Tex. A&M Int'l 64 38 Okla. Panhandle 63 41

North Texas

Loss, Non-Conf, S Site, H Home A Away N Neutral

Average RPI Win:	233	WON-LOST	WINNING	LAST 10	STRENGTH OF	OPP. STRENGTH	TEAM	ADJ.	CONF.	ADJ CONF.
Average RPI Loss:	114	RECORD	PCT. RANK	GAMES	SCHEDULE	OF SCHEDULE	RPI	RPI	RPI	RPI
DIV. I ONLY	16- 15	167	5- 5	146	200	155	155	10	10	
DIV. I NON-CONF.	5- 7	208	0- 1	210	320	234	234	11	11	

TOTALS	RPI 1-25	RPI 26-50	W-L RECORDS	RPI 51-100	RPI 101-999	RPI 201+				
16- 15	0- 0	0- 2	OVERALL	0- 7	16- 6	12- 3				
8- 6	0- 0	0- 1	HOME	0- 4	8- 1	5- 1				
7- 6	0- 0	0- 1	AWAY	0- 2	7- 3	6- 1				
1- 3	0- 0	0- 0	NEUTRAL	0- 1	1- 2	1- 1				
5- 7	0- 0	0- 0	NON-CONFERENCE	0- 3	5- 4	4- 3				
2- 3	0- 0	0- 0	HOME	0- 2	2- 1	1- 1				
2- 2	0- 0	0- 0	AWAY	0- 0	2- 2	2- 1				
1- 2	0- 0	0- 0	NEUTRAL	0- 1	1- 1	1- 1				
11- 8	0- 0	0- 2	CONFERENCE	0- 4	11- 2	8- 0				
6- 3	0- 0	0- 1	HOME	0- 2	6- 0	4- 0				
5- 4	0- 0	0- 1	AWAY	0- 2	5- 1	4- 0				
0- 1	0- 0	0- 0	NEUTRAL	0- 0	0- 1	0- 0				

RPI	S	Opponent	Score	RPI	S	Opponent	Score	RPI	S	Opponent	Score	RPI	S	Opponent	Score
35	A	Elon	71 78	59	A	Drexel	50 58	119	A	Delaware	64 53				
35	H	Elon	46 65	59	H	Drexel	58 69	119	H	Delaware	73 59				
				62	H	Harvard	69 79	119	N	Delaware	50 61				
				70	A	James Madison	43 72	157	A	William & Mary	53 71				
				70	H	James Madison	57 60	157	H	William & Mary	64 46				
				80	N	Houston	64 72	161	H	Marist	78 72				
				90	H	Yale	58 68	181	A	New Hampshire	50 65				
								218	H	Providence	95 98				
								221	N	New Mexico St.	65 64				
								235	A	Boston U.	73 74				
								245	N	Illinois St.	55 65				
								252	A	UNCW	54 47				
								252	H	UNCW	56 39				
								255	A	Hofstra	55 50				
								255	H	Hofstra	58 54				
								263	A	Col. of Charleston	67 48				
								263	H	Col. of Charleston	59 37				
								274	H	Fairfield	63 43				
								277	A	Massachusetts	64 54				
								282	A	Towson	70 61				
								282	H	Towson	79 61				
								295	A	Vermont	71 66				

LAST 12 Division I GAMES:															
90	H	Yale	58 68	282	H	Towson	79 61								
119	N	Delaware	50 61	157	A	William & Mary	53 71								
255	H	Hofstra	58 54	70	A	James Madison	43 72								
263	A	Col. of Charleston	67 48	119	H	Delaware	73 59								
255	A	Hofstra	55 50	252	H	UNCW	56 39								
35	H	Elon	46 65	59	A	Drexel	50 58								

Non-Div I Games:

Northeastern

Average RPI Win:	220	WON-LOST	WINNING	LAST 10	STRENGTH OF	OPP. STRENGTH	TEAM	ADJ.	CONF.	ADJ CONF.
Average RPI Loss:	173	RECORD	PCT. RANK	GAMES	SCHEDULE	OF SCHEDULE	RPI	RPI	RPI	RPI
DIV. I ONLY	6- 23	316	3- 7	215	237	305	305	19	19	
DIV. I NON-CONF.	2- 8	289	0- 0	205	286	299	299	13	13	

TOTALS	RPI 1-25	RPI 26-50	W-L RECORDS	RPI 51-100	RPI 101-999	RPI 201+				
6- 23	0- 0	0- 1	OVERALL	0- 1	6- 21	4- 8				
3- 11	0- 0	0- 1	HOME	0- 1	3- 9	2- 5				
2- 11	0- 0	0- 0	AWAY	0- 0	2- 11	2- 3				
1- 1	0- 0	0- 0	NEUTRAL	0- 0	1- 1	0- 0				
2- 8	0- 0	0- 0	NON-CONFERENCE	0- 1	2- 7	1- 3				
1- 4	0- 0	0- 0	HOME	0- 1	1- 3	1- 2				
0- 4	0- 0	0- 0	AWAY	0- 0	0- 4	0- 1				
1- 0	0- 0	0- 0	NEUTRAL	0- 0	1- 0	0- 0				
4- 15	0- 0	0- 1	CONFERENCE	0- 0	4- 14	3- 5				
2- 7	0- 0	0- 1	HOME	0- 0	2- 6	1- 3				
2- 7	0- 0	0- 0	AWAY	0- 0	2- 7	2- 2				
0- 1	0- 0	0- 0	NEUTRAL	0- 0	0- 1	0- 0				

RPI S Opponent	Score	RPI S Opponent	Score	RPI S Opponent	Score	RPI S Opponent	Score	Team's RPI: 305
		38 H Northern Colo.	63 85	99 H Rice	83 88	105 N Boise St.	62 60	
						130 A Portland St.	59 68	
						130 N Portland St.	61 77	
						133 A Idaho	68 83	
						133 H Idaho	83 93	
						138 A Weber St.	63 77	
						138 H Weber St.	76 75	
						143 A Idaho St.	59 76	
						143 H Idaho St.	55 75	
						146 H Cal Poly	73 89	
						147 A Eastern Wash.	62 82	
						147 H Eastern Wash.	83 98	
						154 A Youngstown St.	67 69	
						170 A CSUN	69 78	
						184 A Denver	73 80	
						205 H North Dakota	79 59	
						207 H UC Santa Barbara	93 96	
						216 A Montana St.	39 81	
						216 H Montana St.	56 78	
						234 A Montana	62 70	
						234 H Montana	52 69	
						251 H Grand Canyon	54 72	
						253 A Hawaii	68 84	
						271 H Arizona	84 66	
						273 A Sacramento St.	95 90	
						329 A Southern Utah	72 55	
						329 H Southern Utah	57 60	
LAST 12 Division I GAMES:								
130 N Portland St.	61 77	38 H Northern Colo.	63 85	329 A Southern Utah	72 55			
147 H Eastern Wash.	83 98	138 A Weber St.	63 77	143 A Idaho St.	59 76			
133 H Idaho	83 93	143 A Idaho St.	59 76	234 H Montana	52 69			
130 A Portland St.	59 68	216 H Montana St.	56 78					
273 A Sacramento St.	95 90							
205 H North Dakota	79 59							

Non-Div I Games: Antelope Valley 104 49

Northern Ariz.

Average RPI Win:	177	WON-LOST	WINNING	LAST 10	STRENGTH OF	OPP. STRENGTH	TEAM	ADJ.	CONF.	ADJ CONF.
Average RPI Loss:	104	RECORD	PCT. RANK	GAMES	SCHEDULE	OF SCHEDULE	RPI	RPI	RPI	RPI
DIV. I ONLY	26- 7	20	9- 1	76	178	38	38	19	19	
DIV. I NON-CONF.	8- 4	77	0- 1	25	86	35	35	13	13	

TOTALS	RPI 1-25	RPI 26-50	W-L RECORDS	RPI 51-100	RPI 101-999	RPI 201+				
26- 7	1- 0	1- 2	OVERALL	1- 1	23- 4	10- 1				
12- 2	0- 0	1- 0	HOME	0- 0	11- 2	4- 0				
10- 4	1- 0	0- 1	AWAY	0- 1	9- 2	5- 1				
4- 1	0- 0	0- 1	NEUTRAL	1- 0	3- 0	1- 0				
8- 4	1- 0	1- 2	NON-CONFERENCE	1- 1	5- 1	1- 0				
4- 1	0- 0	1- 0	HOME	0- 0	3- 1	0- 0				
3- 2	1- 0	0- 1	AWAY	0- 1	2- 0	1- 0				
1- 1	0- 0	0- 1	NEUTRAL	1- 0	0- 0	0- 0				
18- 3	0- 0	0- 0	CONFERENCE	0- 0	18- 3	9- 1				
8- 1	0- 0	0- 0	HOME	0- 0	8- 1	4- 0				
7- 2	0- 0	0- 0	AWAY	0- 0	7- 2	4- 1				
3- 0	0- 0	0- 0	NEUTRAL	0- 0	3- 0	1- 0				

RPI 1-25				RPI 26-50				Team's RPI: 38				RPI 51-100				RPI 101+			
RPI	S	Opponent	Score	RPI	S	Opponent	Score	RPI	S	Opponent	Score	RPI	S	Opponent	Score	RPI	S	Opponent	Score
22	A	DePaul	94 88	31	H	LSU	58 50	75	A	Fordham	33 48	108	H	Col orado St.	44 55				
				33	A	Qui nni pi ac	49 60	81	N	Li berty	65 57	130	H	Portland St.	63 60				
				34	N	Mi chi gan	61 75					133	A	Idaho	78 72				
												133	H	Idaho	71 79				
												133	N	Idaho	91 69				
												136	H	San Franci sco	73 60				
												138	A	Weber St.	73 82				
												138	H	Weber St.	71 69				
												143	A	Idaho St.	63 57				
												143	H	Idaho St.	75 52				
												143	N	Idaho St.	73 66				
												147	A	Eastern Wash.	70 65				
												147	H	Eastern Wash.	68 62				
												159	H	BYU	79 74				
												184	A	Denver	71 63				
												191	H	Paci fi c	80 55				
												205	A	North Dakota	70 78				
												205	H	North Dakota	51 45				
												216	A	Montana St.	78 63				
												216	H	Montana St.	82 69				
												234	A	Montana	64 58				
												234	H	Montana	68 50				
												234	N	Montana	78 69				
												273	H	Sacramento St.	90 68				
												283	A	UMKC	88 73				
												305	A	Northern Ariz.	85 63				
												329	A	Southern Utah	60 54				
LAST 12 Di vi si on I GAMES:																			
				34	N	Mi chi gan	61 75	205	H	North Dakota	51 45								
				133	N	Idaho	91 69	329	A	Southern Utah	60 54								
				143	N	Idaho St.	73 66	305	A	Northern Ariz.	85 63								
				234	N	Montana	78 69	138	H	Weber St.	71 69								
				273	H	Sacramento St.	90 68	143	H	Idaho St.	75 52								
				130	H	Portland St.	63 60	216	A	Montana St.	78 63								

Non-Di v I Games:

Northern Colo.

Average RPI Win:	208	WON-LOST	WINNING	LAST 10	STRENGTH OF	OPP. STRENGTH	TEAM	ADJ.	CONF.	ADJ CONF.
Average RPI Loss:	88	RECORD	PCT. RANK	GAMES	SCHEDULE	OF SCHEDULE	RPI	RPI	RPI	RPI
DIV. I ONLY	15- 15	174	5- 5	156	99	148	148	8	8	
DIV. I NON-CONF.	8- 3	59	0- 0	296	300	122	122	8	8	

TOTALS	RPI 1-25	RPI 26-50	W-L RECORDS	RPI 51-100	RPI 101-999	RPI 201+				
15- 15	1- 3	0- 0	OVERALL	1- 6	13- 6	8- 0				
7- 6	1- 1	0- 0	HOME	1- 2	5- 3	3- 0				
7- 7	0- 0	0- 0	AWAY	0- 0	7- 1	4- 0				
1- 2	0- 0	0- 0	NEUTRAL	0- 1	1- 1	1- 0				
8- 3	0- 1	0- 0	NON-CONFERENCE	0- 1	8- 1	6- 0				
3- 0	0- 0	0- 0	HOME	0- 0	3- 0	2- 0				
4- 1	0- 1	0- 0	AWAY	0- 0	4- 0	3- 0				
1- 2	0- 0	0- 0	NEUTRAL	0- 1	1- 1	1- 0				
7- 12	1- 2	0- 0	CONFERENCE	1- 5	5- 5	2- 0				
4- 6	1- 1	0- 0	HOME	1- 2	2- 3	1- 0				
3- 6	0- 1	0- 0	AWAY	0- 3	3- 2	1- 0				
0- 0	0- 0	0- 0	NEUTRAL	0- 0	0- 0	0- 0				

RPI 1-25				RPI 26-50				RPI 51-100				RPI 101+ Team's RPI: 148			
RPI	S	Opponent	Score	RPI	S	Opponent	Score	RPI	S	Opponent	Score	RPI	S	Opponent	Score
15	A	Central Mich.	77 91					57	A	Ball St.	72 81	101	A	Western Mich.	83 88
15	H	Central Mich.	78 81					57	H	Ball St.	50 72	101	H	Western Mich.	66 85
20	H	Buffalo	86 84					82	N	Albany (NY)	91 97	102	N	Lamar University	80 90
24	A	Iowa	80 105					83	A	Miami (OH)	65 67	104	H	Western Ill.	96 94
								83	H	Miami (OH)	62 77	120	A	Ohio	75 77
								84	A	Toledo	60 63	149	A	Kent St.	72 62
								84	H	Toledo	89 79	149	H	Kent St.	81 79
												169	A	SIUE	86 75
												200	A	Eastern Mich.	84 75
												200	H	Eastern Mich.	77 84
												200	H	Eastern Mich.	76 83
												213	H	Bowling Green	73 68
												229	A	Akron	84 61
												258	A	UTSA	69 55
												270	H	Bradley	76 52
												273	N	Sacramento St.	84 75
												309	H	Loyola Chicago	80 71
												345	A	Eastern Ill.	93 64
												346	A	Chicago St.	80 59

LAST 12 Division I GAMES:															
200	H	Eastern Mich.	77 84	213	H	Bowling Green	73 68								
101	H	Western Mich.	66 85	229	A	Akron	84 61								
84	H	Toledo	89 79	149	A	Kent St.	72 62								
200	A	Eastern Mich.	84 75	83	H	Miami (OH)	62 77								
15	A	Central Mich.	77 91	57	A	Ball St.	72 81								
57	H	Ball St.	50 72	120	A	Ohio	75 77								

Non-Div I Games:

Northern Ill.

Loss,
Non-Conf,
S Site,
H Home
A Away
N Neutral

Average RPI Win:	222	WON-LOST	WINNING	LAST 10	STRENGTH OF	OPP. STRENGTH	TEAM	ADJ.	CONF.	ADJ CONF.
Average RPI Loss:	149	RECORD	PCT. RANK	GAMES	SCHEDULE	OF SCHEDULE	RPI	RPI	RPI	RPI
DIV. I ONLY	8- 22	288	4- 6	132	217	256	256	13	13	
DIV. I NON-CONF.	1- 9	318	0- 0	164	315	292	292	17	17	

TOTALS	RPI 1-25	RPI 26-50	W-L RECORDS	RPI 51-100	RPI 101-999	RPI 201+				
8- 22	0- 0	1- 3	OVERALL	0- 5	7- 14	4- 6				
4- 9	0- 0	1- 1	HOME	0- 2	3- 6	2- 1				
3- 11	0- 0	0- 1	AWAY	0- 2	3- 8	1- 5				
1- 2	0- 0	0- 1	NEUTRAL	0- 1	1- 0	1- 0				
1- 9	0- 0	0- 1	NON-CONFERENCE	0- 1	1- 7	0- 5				
0- 4	0- 0	0- 1	HOME	0- 0	0- 3	0- 1				
1- 4	0- 0	0- 0	AWAY	0- 0	1- 4	0- 4				
0- 1	0- 0	0- 0	NEUTRAL	0- 1	0- 0	0- 0				
7- 13	0- 0	1- 2	CONFERENCE	0- 4	6- 7	4- 1				
4- 5	0- 0	1- 0	HOME	0- 2	3- 3	2- 0				
2- 7	0- 0	0- 1	AWAY	0- 2	2- 4	1- 1				
1- 1	0- 0	0- 1	NEUTRAL	0- 0	1- 0	1- 0				

RPI	S	Opponent	Score	RPI	S	Opponent	Score	RPI	S	Opponent	Score	RPI	S	Opponent	Score	Team's RPI: 256
28	A	Green Bay	41 58	28	H	Green Bay	62 54	91	A	IUPUI	54 56	115	A	ETSU	57 45	
28	H	Green Bay		28	N	Green Bay	49 62	91	H	IUPUI	35 71	122	A	Milwaukee	60 57	
28	N	Green Bay		40	H	Indiana	56 67	92	A	Wright St.	60 73	122	H	Milwaukee	49 52	
								92	H	Wright St.	63 68	123	H	Robert Morris	50 59	
								96	N	Jacksonville	49 61	128	A	Cleveland St.	49 72	
												128	H	Cleveland St.	65 70	
												149	H	Kent St.	54 59	
												154	A	Youngstown St.	51 54	
												154	H	Youngstown St.	59 60	
												194	A	Oakland	53 79	
												194	H	Oakland	66 59	
												208	A	Stetson	56 67	
												240	A	North Florida	50 58	
												245	A	Illinois St.	37 49	
												250	H	Austin Peay	52 53	
												294	A	Murray St.	87 98	
												327	A	Detroit Mercy	78 67	
												327	H	Detroit Mercy	64 60	
												327	N	Detroit Mercy	76 61	
												332	A	Ill. -Chicago	55 73	
												332	H	Ill. -Chicago	61 53	
LAST 12 Division I GAMES:																
28	N	Green Bay	49 62	327	H	Detroit Mercy	64 60									
327	N	Detroit Mercy	76 61	194	H	Oakland	66 59									
91	A	IUPUI	54 56	122	A	Milwaukee	60 57									
332	A	Ill. -Chicago	55 73	28	A	Green Bay	41 58									
154	H	Youngstown St.	59 60	128	A	Cleveland St.	49 72									
92	A	Wright St.	60 73	154	A	Youngstown St.	51 54									

Non-Div I Games: Oakland City 103 25

Northern Ky.

Average RPI Win:	212	WON-LOST	WINNING	LAST 10	STRENGTH OF	OPP. STRENGTH	TEAM	ADJ.	CONF.	ADJ CONF.
Average RPI Loss:	61	RECORD	PCT. RANK	GAMES	SCHEDULE	OF SCHEDULE	RPI	RPI	RPI	RPI
DIV. I ONLY	12- 20	239	3- 7	82	70	177	177	3	3	
DIV. I NON-CONF.	7- 7	169	0- 0	163	175	175	175	4	4	

TOTALS	RPI 1-25	RPI 26-50	W-L RECORDS	RPI 51-100	RPI 101-999	RPI 201+				
12- 20	0- 5	1- 7	OVERALL	0- 5	11- 3	7- 1				
7- 8	0- 3	1- 3	HOME	0- 1	6- 1	4- 0				
3- 9	0- 0	0- 0	AWAY	0- 1	3- 0	2- 0				
2- 3	0- 1	0- 0	NEUTRAL	0- 1	2- 1	1- 0				
7- 7	0- 1	0- 2	NON-CONFERENCE	0- 2	7- 2	3- 0				
4- 3	0- 1	0- 1	HOME	0- 0	4- 1	2- 0				
2- 2	0- 0	0- 1	AWAY	0- 1	2- 0	1- 0				
1- 2	0- 0	0- 0	NEUTRAL	0- 1	1- 1	0- 0				
5- 13	0- 4	1- 5	CONFERENCE	0- 3	4- 1	4- 1				
3- 5	0- 2	1- 2	HOME	0- 1	2- 0	2- 0				
1- 7	0- 1	0- 3	AWAY	0- 2	1- 1	1- 1				
1- 1	0- 1	0- 0	NEUTRAL	0- 0	1- 0	1- 0				

RPI 1-25				RPI 26-50				RPI 51-100				RPI 101+				Team's RPI: 177
RPI	S	Opponent	Score	RPI	S	Opponent	Score	RPI	S	Opponent	Score	RPI	S	Opponent	Score	
7	A	Ohio St.	54 88	28	H	Green Bay	57 63	64	A	Michigan St.	51 81	103	N	Auburn	49 48	
18	H	Maryland	65 68	34	A	Michigan	63 84	68	H	Nebraska	59 69	110	N	Chattanooga	44 61	
22	H	DePaul	63 92	34	H	Michigan	59 80	97	A	Missouri St.	59 90	122	H	Milwaukee	57 66	
24	H	Iowa	61 70	36	H	Minnesota	63 90	98	N	Georgetown	54 55	158	A	UT Martin	71 63	
24	N	Iowa	45 55	40	A	Indiana	73 78	100	A	Penn St.	59 67	189	H	Stony Brook	68 36	
				41	A	Syracuse	74 81					194	H	Oakland	88 70	
				42	H	Rutgers	63 50					206	A	Wisconsin	46 58	
				48	A	Purdue	60 63					206	H	Wisconsin	69 60	

LAST 12 Division I GAMES:																
24	N	Iowa	45 55	24	H	Iowa	61 70	34	A	Michigan	63 84	206	N	Wisconsin	68 63	
206	N	Wisconsin	68 63	40	A	Indiana	73 78	34	H	Michigan	59 80	233	H	Illinois	68 61	
42	H	Rutgers	63 50	34	H	Michigan	59 80	18	H	Maryland	65 68	289	H	Santa Clara	57 47	
7	A	Ohio St.	54 88	206	A	Wisconsin	46 58					345	H	Eastern Ill.	74 40	
233	H	Illinois	68 61									346	A	Chicago St.	63 36	
100	A	Penn St.	59 67													

Non-Div I Games:

Northwestern

Average RPI Win:	302	WON-LOST	WINNING	LAST 10	STRENGTH OF	OPP. STRENGTH	TEAM	ADJ.	CONF.	ADJ CONF.
Average RPI Loss:	187	RECORD	PCT. RANK	GAMES	SCHEDULE	OF SCHEDULE	RPI	RPI	RPI	RPI
DIV. I ONLY	3- 22	332	1- 9	268	264	337	337	26	26	
DIV. I NON-CONF.	1- 6	305	0- 0	179	79	262	262	25	25	

TOTALS	RPI 1-25	RPI 26-50	W-L RECORDS	RPI 51-100	RPI 101-999	RPI 201+				
3- 22	0- 1	0- 2	OVERALL	0- 0	3- 19	3- 11				
2- 8	0- 0	0- 0	HOME	0- 0	2- 8	2- 5				
1- 13	0- 0	0- 0	AWAY	0- 0	1- 1	1- 0				
0- 1	0- 0	0- 0	NEUTRAL	0- 0	0- 1	0- 1				
1- 6	0- 1	0- 2	NON-CONFERENCE	0- 0	1- 3	1- 2				
0- 1	0- 0	0- 0	HOME	0- 0	0- 1	0- 1				
1- 4	0- 1	0- 2	AWAY	0- 0	1- 1	1- 0				
0- 1	0- 0	0- 0	NEUTRAL	0- 0	0- 1	0- 1				
2- 16	0- 0	0- 0	CONFERENCE	0- 0	2- 16	2- 9				
2- 7	0- 0	0- 0	HOME	0- 0	2- 7	2- 4				
0- 9	0- 0	0- 0	AWAY	0- 0	0- 9	0- 5				
0- 0	0- 0	0- 0	NEUTRAL	0- 0	0- 0	0- 0				

RPI 1-25				RPI 26-50				RPI 51-100				RPI 101+ Team's RPI: 337			
RPI	S	Opponent	Score	RPI	S	Opponent	Score	RPI	S	Opponent	Score	RPI	S	Opponent	Score
11	A	Texas	44 68	46	A	Oklahoma St.	44 78					102	A	Lamar University	44 71
				49	A	TCU	51 89					112	A	SFA	48 83
												112	H	SFA	62 70
												118	A	Central Ark.	39 59
												118	H	Central Ark.	53 61
												167	A	Ole Miss	44 75
												179	A	Nicholls St.	53 85
												179	H	Nicholls St.	63 79
												217	H	Southern Miss.	59 71
												227	H	A&M-Corpus Christi	56 62
												231	A	New Orleans	63 81
												231	H	New Orleans	52 47
												232	N	Texas Southern	43 56
												244	A	Abilene Christian	41 80
												278	A	McNeese	67 72
												278	H	McNeese	44 60
												297	A	Southeastern La.	65 71
												297	H	Southeastern La.	54 64
												310	A	Houston Baptist	51 57
												314	H	Incarinate Word	53 57
												336	H	Sam Houston St.	63 60
												338	A	La.-Monroe	70 48
LAST 12 Division I GAMES:															
118	A	Central Ark.	39 59	102	A	Lamar University	44 71								
179	A	Nicholls St.	53 85	278	H	McNeese	44 60								
297	H	Southeastern La.	54 64	231	H	New Orleans	52 47								
314	H	Incarinate Word	53 57	118	H	Central Ark.	53 61								
310	A	Houston Baptist	51 57	231	A	New Orleans	63 81								
112	A	SFA	48 83	297	A	Southeastern La.	65 71								

Non-Div I Games: LeTourneau 82 39 LSU-Shreveport 62 42 LSU-Alexandria 85 55 Central Baptist 87 22 Northwestern St.

Average RPI	Win:	WON-LOST	WINNING	LAST 10	STRENGTH OF	OPP. STRENGTH	TEAM	ADJ.	CONF.	ADJ CONF.
Average RPI	Loss:	RECORD	PCT. RANK	GAMES	SCHEDULE	OF SCHEDULE	RPI	RPI	RPI	RPI
DIV. I ONLY		35- 3	5	9- 1	1	1	1	1	1	1
DIV. I NON-CONF.		18- 1	2	6- 0	2	2	2	2	1	1

TOTALS	RPI 1-25		RPI 26-50		W-L RECORDS		RPI 51-100		RPI 101-999	RPI 201+
35- 3	13- 3		7- 0		OVERALL		6- 0		9- 0	3- 0
15- 0	4- 0		3- 0		HOME		3- 0		5- 0	2- 0
11- 2	2- 2		3- 0		AWAY		3- 0		3- 0	1- 0
9- 1	7- 1		1- 0		NEUTRAL		0- 0		1- 0	0- 0
18- 1	9- 1		3- 0		NON-CONFERENCE		3- 0		3- 0	1- 0
7- 0	3- 0		1- 0		HOME		1- 0		2- 0	1- 0
4- 1	0- 1		2- 0		AWAY		2- 0		0- 0	0- 0
7- 0	6- 0		0- 0		NEUTRAL		0- 0		1- 0	0- 0
17- 2	4- 2		4- 0		CONFERENCE		3- 0		6- 0	2- 0
8- 0	1- 0		2- 0		HOME		2- 0		3- 0	1- 0
7- 1	2- 1		1- 0		AWAY		1- 0		3- 0	1- 0
2- 1	1- 1		1- 0		NEUTRAL		0- 0		0- 0	0- 0

RPI	S	Opponent	Score	RPI	S	Opponent	Score	RPI	S	Opponent	Score	RPI	S	Opponent	Score
2	A	UConn	71 80	26	H	Villanova	98 72	56	H	Miami (FL)	83 76	111	A	Wake Forest	96 73
2	N	UConn	91 89	27	A	Oregon St.	72 67	58	A	Western Ky.	78 65	114	H	North Carolina	94 62
3	A	Louisville	67 100	30	A	Virginia	83 69	61	A	Penn	66 54	115	N	ETSU	77 46
3	N	Louisville	72 74	30	N	Virginia	83 47	64	H	Michigan St.	90 59	163	H	Clemson	90 37
4	N	Mississippi St.	61 58	34	A	Michigan	83 63	65	A	Georgia Tech	77 54	170	H	CSUN	99 81
6	N	Oregon	84 74	41	H	Syracuse	87 72	65	H	Georgia Tech	85 69	185	A	Pittsburgh	87 53
9	A	Florida St.	100 69	47	H	Virginia Tech	89 59					209	A	Boston College	89 55
9	N	Florida St.	90 80									209	H	Boston College	89 60
10	N	South Carolina	92 85									292	H	Mt. St. Mary's	121 65
12	H	Tennessee	84 70												
14	A	Duke	72 54												
16	H	NC State	86 67												
17	N	Texas A&M	90 84												
19	N	South Fla.	76 66												
21	H	Marquette	91 85												
22	H	DePaul	91 82												

LAST 12 Division I GAMES:															
4	N	Mississippi St.	61 58	3	N	Louisville	72 74								
2	N	UConn	91 89	9	N	Florida St.	90 80								
6	N	Oregon	84 74	30	N	Virginia	83 47								
17	N	Texas A&M	90 84	16	H	NC State	86 67								
26	H	Villanova	98 72	47	H	Virginia Tech	89 59								
170	H	CSUN	99 81	209	A	Boston College	89 55								

Non-Div I Games:

Notre Dame

Average RPI Win: 273	WON-LOST RECORD	WINNING PCT. RANK	LAST 10 GAMES	STRENGTH OF SCHEDULE	OPP. STRENGTH OF SCHEDULE	TEAM RPI	ADJ. RPI	CONF. RPI	ADJ. CONF. RPI
Average RPI Loss: 99									
DIV. I ONLY	14- 16	195	4- 6	210	168	194	194	13	13
DIV. I NON-CONF.	6- 4	116	0- 0	270	152	141	141	17	17

TOTALS	RPI 1-25	RPI 26-50	W-L RECORDS	RPI 51-100	RPI 101-999	RPI 201+			
14- 16	0- 1	0- 3	OVERALL	0- 6	14- 6	12- 1			
5- 7	0- 1	0- 1	HOME	0- 2	5- 3	5- 0			
6- 8	0- 0	0- 2	AWAY	0- 3	6- 3	4- 1			
3- 1	0- 0	0- 0	NEUTRAL	0- 1	3- 0	3- 0			
6- 4	0- 1	0- 1	NON-CONFERENCE	0- 1	6- 1	6- 0			
2- 1	0- 1	0- 0	HOME	0- 0	2- 0	2- 0			
2- 3	0- 0	0- 1	AWAY	0- 1	2- 1	2- 0			
2- 0	0- 0	0- 0	NEUTRAL	0- 0	2- 0	2- 0			
8- 12	0- 0	0- 2	CONFERENCE	0- 5	8- 5	6- 1			
3- 6	0- 0	0- 1	HOME	0- 2	3- 3	3- 0			
4- 5	0- 0	0- 1	AWAY	0- 2	4- 2	2- 1			
1- 1	0- 0	0- 0	NEUTRAL	0- 1	1- 0	1- 0			

RPI 1-25				RPI 26-50				RPI 51-100				RPI 101+ Team's RPI: 194			
RPI	S	Opponent	Score	RPI	S	Opponent	Score	RPI	S	Opponent	Score	RPI	S	Opponent	Score
15	H	Central Mich.	85 103	28	A	Green Bay	48 78	64	A	Michigan St.	63 95	122	A	Milwaukee	80 75
				28	H	Green Bay	48 81	91	A	IUPUI	64 80	122	H	Milwaukee	62 74
				34	A	Michigan	69 78	91	H	IUPUI	55 73	128	A	Cleveland St.	62 70
								91	N	IUPUI	49 56	128	H	Cleveland St.	66 86
								92	A	Wright St.	75 80	154	A	Youngstown St.	58 48
								92	H	Wright St.	57 77	154	H	Youngstown St.	76 86
												177	A	Northwestern	70 88
												230	H	Niagara	67 59
												245	H	Illinois St.	64 43
												256	A	Northern Ky.	59 66
												256	H	Northern Ky.	79 53
												266	A	Cornell	79 77
												279	N	Old Dominion	80 59
												285	A	Canisius	83 48
												327	A	Detroit Mercy	85 74
												327	H	Detroit Mercy	83 50
												331	N	Ark.-Pine Bluff	69 37
												332	A	Ill.-Chicago	67 63
												332	H	Ill.-Chicago	95 78
												332	N	Ill.-Chicago	80 46

LAST 12 Division I GAMES:															
				91	N	IUPUI	49 56	91	H	IUPUI	55 73				
				332	N	Ill.-Chicago	80 46	92	A	Wright St.	75 80				
				122	A	Milwaukee	80 75	256	A	Northern Ky.	59 66				
				28	A	Green Bay	48 78	128	H	Cleveland St.	66 86				
				327	A	Detroit Mercy	85 74	154	H	Youngstown St.	76 86				
				332	H	Ill.-Chicago	95 78	327	H	Detroit Mercy	83 50				

Non-Div I Games: Mich.-Dearborn 104 44

Oakland

Loss,
Non-Conf, S Site,
H Home
A Away
N Neutral

Average RPI Win: 172		WON-LOST RECORD	WINNING PCT. RANK	LAST 10 GAMES	STRENGTH OF SCHEDULE	OPP. STRENGTH OF SCHEDULE	TEAM RPI	ADJ. RPI	CONF. RPI	ADJ CONF. RPI
Average RPI Loss: 87										
DIV. I ONLY		15- 15	174	4- 6	78	91	120	120	8	8
DIV. I NON-CONF.		5- 5	169	0- 0	102	163	123	123	8	8
TOTALS		RPI 1-25	RPI 26-50	W-L RECORDS		RPI 51-100	RPI 101-999	RPI 201+		
15- 15	0- 4		1- 2	OVERALL		2- 5	12- 4	6- 1		
9- 5	0- 2		0- 1	HOME		2- 2	7- 0	3- 0		
6- 7	0- 0		1- 0	AWAY		0- 1	5- 1	3- 1		
0- 3	0- 0		0- 1	NEUTRAL		0- 1	0- 1	0- 0		
5- 5	0- 0		1- 2	NON-CONFERENCE		0- 1	4- 2	2- 0		
2- 2	0- 0		0- 1	HOME		0- 1	2- 0	0- 0		
3- 1	0- 0		1- 0	AWAY		0- 0	2- 1	2- 0		
0- 2	0- 0		0- 1	NEUTRAL		0- 0	0- 1	0- 0		
10- 10	0- 4		0- 0	CONFERENCE		2- 4	8- 2	4- 1		
7- 3	0- 2		0- 0	HOME		2- 1	5- 0	3- 0		
3- 6	0- 2		0- 0	AWAY		0- 2	3- 2	1- 1		
0- 1	0- 0		0- 0	NEUTRAL		0- 1	0- 0	0- 0		

RPI 1-25				RPI 26-50				RPI 51-100				RPI 101+				Team's RPI: 120	
RPI	S	Opponent	Score	RPI	S	Opponent	Score	RPI	S	Opponent	Score	RPI	S	Opponent	Score		
15	A	Central Mich.	58 82	30	N	Virginia	59 77	57	H	Ball St.	80 76	101	A	Western Mich.	69 54		
15	H	Central Mich.	72 74	34	H	Michigan	61 74	83	A	Miami (OH)	55 64	128	A	Cleveland St.	64 71		
20	A	Buffalo	53 70	48	A	Purdue	77 71	83	H	Miami (OH)	56 78	145	H	N.C. A&T	72 65		
20	H	Buffalo	63 67					83	N	Miami (OH)	66 69	148	H	Northern Ill.	77 75		
								84	A	Tolledo	57 75	149	A	Kent St.	78 65		
								84	H	Tolledo	78 61	149	H	Kent St.	79 78		
								91	H	IUPUI	52 76	183	N	Furman	68 70		
												187	H	High Point	64 61		
												200	A	Eastern Mich.	58 73		
												213	A	Bowling Green	70 63		
												213	H	Bowling Green	69 58		
												229	A	Akron	59 62		
												229	H	Akron	85 73		
												229	H	Akron	70 67		
												311	A	Marshall	54 52		
												315	A	Eastern Ky.	69 57		
LAST 12 Division I GAMES:																	
				83	N	Miami (OH)	66 69	213	H	Bowling Green	69 58						
				229	H	Akron	85 73	200	A	Eastern Mich.	58 73						
				229	A	Akron	59 62	149	A	Kent St.	78 65						
				83	H	Miami (OH)	56 78	15	H	Central Mich.	72 74						
				20	A	Buffalo	53 70	57	H	Ball St.	80 76						
				149	H	Kent St.	79 78	83	A	Miami (OH)	55 64						

Non-Div I Games:	Notre Dame (OH)	93	37
------------------	-----------------	----	----

Oh i o

Loss, Non-Conf, S Site, H Home A Away N Neutral

Average RPI	Win:	89	WON-LOST	WINNING	LAST 10	STRENGTH OF	OPP. STRENGTH	TEAM	ADJ.	CONF.	ADJ CONF.
Average RPI	Loss:	18	RECORD	PCT. RANK	GAMES	SCHEDULE	OF SCHEDULE	RPI	RPI	RPI	RPI
DIV. I ONLY		28- 7		16	8- 2	7	5	7	7	3	3
DIV. I NON-CONF.		12- 4		51	1- 2	7	3	11	11	4	4

TOTALS	RPI 1-25		RPI 26-50		W-L RECORDS		RPI 51-100		RPI 101-999		RPI 201+
28- 7	3- 6		10- 1		OVERALL		6- 0		9- 0		2- 0
14- 3	1- 2		5- 1		HOME		4- 0		4- 0		0- 0
8- 4	0- 4		2- 0		AWAY		2- 0		4- 0		2- 0
6- 0	2- 0		3- 0		NEUTRAL		0- 0		1- 0		0- 0
12- 4	2- 4		2- 0		NON-CONFERENCE		2- 0		6- 0		0- 0
7- 2	1- 2		1- 0		HOME		2- 0		3- 0		0- 0
2- 2	0- 2		0- 0		AWAY		0- 0		2- 0		0- 0
3- 0	1- 0		1- 0		NEUTRAL		0- 0		1- 0		0- 0
16- 3	1- 2		8- 1		CONFERENCE		4- 0		3- 0		2- 0
7- 1	0- 0		4- 1		HOME		2- 0		1- 0		0- 0
6- 2	0- 2		2- 0		AWAY		2- 0		2- 0		2- 0
3- 0	1- 0		2- 0		NEUTRAL		0- 0		0- 0		0- 0

RPI	S	Opponent	Score	RPI	S	Opponent	Score	RPI	S	Opponent	Score	RPI	S	Opponent	Score
3	H	Louisville	90 95	33	H	Quinnipiac	95 63	64	H	Michigan St.	78 62	117	A	Cincinnati	87 76
13	H	Stanford	85 64	34	A	Michigan	78 71	68	A	Nebraska	73 61	121	H	Dartmouth	103 70
13	N	Stanford	94 82	34	H	Michigan	75 84	73	H	Maine	83 70	133	H	Idaho	99 56
14	A	Duke	60 69	36	H	Minnesota	91 75	78	H	George Washington	87 45	177	H	Northwestern	88 54
15	H	Central Mich.	78 95	36	N	Minnesota	90 88	100	A	Penn St.	89 64	180	A	Florida	103 77
18	A	Maryland	69 99	40	A	Indiana	77 62	100	H	Penn St.	94 64	196	H	Washington	85 76
18	N	Maryland	79 69	40	H	Indiana	85 70					196	N	Memphis	100 69
19	A	South Fla.	65 84	42	H	Rutgers	90 68					206	A	Wisconsin	68 55
24	A	Iowa	89 103	42	N	Rutgers	82 57					233	A	Illinois	88 69
				45	N	FGCU	104 62								
				48	H	Purdue	73 60								

LAST 12 Division I GAMES:															
15	H	Central Mich.	78 95	177	H	Northwestern	88 54								
78	H	George Washington	87 45	48	H	Purdue	73 60								
18	N	Maryland	79 69	233	A	Illinois	88 69								
36	N	Minnesota	90 88	19	A	South Fla.	65 84								
42	N	Rutgers	82 57	42	H	Rutgers	90 68								
100	A	Penn St.	89 64	206	A	Wisconsin	68 55								

Non-Div I Games:

Ohio St.

Oklahoma

Oklahoma				Through Games Of April 1, 2018																
Average RPI Win:		120	WON-LOST RECORD		WINNING PCT. RANK		LAST 10 GAMES		STRENGTH OF SCHEDULE		OPP. STRENGTH OF SCHEDULE		TEAM RPI		ADJ. RPI		CONF. RPI		ADJ CONF. RPI	
DIV. I ONLY		16- 15	167		6- 4		4		13		39		39		4		4			
DIV. I NON-CONF.		5- 7	208		0- 1		4		13		50		50		5		5			
TOTALS		RPI 1-25		RPI 26-50		W-L RECORDS		RPI 51-100		RPI 101-999		RPI 201+								
16- 15		1- 8		1- 5		OVERALL		6- 1		8- 1		3- 0								
10- 4		1- 2		1- 1		HOME		4- 0		4- 1		2- 0								
6- 8		0- 4		0- 3		AWAY		2- 1		4- 0		1- 0								
0- 3		0- 2		0- 1		NEUTRAL		0- 0		0- 0		0- 0								
5- 7		1- 4		0- 1		NON-CONFERENCE		2- 1		2- 1		1- 0								
4- 1		1- 0		0- 0		HOME		2- 0		1- 1		1- 0								
1- 4		0- 2		0- 1		AWAY		0- 1		1- 0		0- 0								
0- 2		0- 2		0- 0		NEUTRAL		0- 0		0- 0		0- 0								
11- 8		0- 4		1- 4		CONFERENCE		4- 0		6- 0		2- 0								
6- 3		0- 2		1- 1		HOME		2- 0		3- 0		1- 0								
5- 4		0- 2		0- 2		AWAY		2- 0		3- 0		1- 0								
0- 1		0- 0		0- 1		NEUTRAL		0- 0		0- 0		0- 0								
RPI 1-25				RPI 26-50				Team's RPI: 39				RPI 51-100				RPI 101+				
RPI	S	Opponent	Score	RPI	S	Opponent	Score	RPI	S	Opponent	Score	RPI	S	Opponent	Score					
2	N	UConn	64 88	32	A	South Dakota St.	61 67	60	A	West Virginia	79 77	107	A	Iowa St.	74 69					
5	A	Baylor	65 74	46	A	Oklahoma St.	82 96	60	H	West Virginia	76 57	107	H	Iowa St.	80 71					
5	H	Baylor	52 74	46	H	Oklahoma St.	67 70	67	H	Belmont	96 73	108	A	Colorado St.	78 46					
6	A	Oregon	74 92	49	A	TCU	58 62	85	A	Little Rock	56 68	180	H	Florida	61 80					
11	A	Texas	66 79	49	H	TCU	84 71	87	A	Kansas St.	76 71	182	A	Kansas	72 52					
11	H	Texas	78 88	49	N	TCU	83 90	87	H	Kansas St.	68 49	182	H	Kansas	97 64					
19	H	South Fla.	79 74					89	H	New Mexico	105 63	215	H	SMU	87 75					
22	A	DePaul	108 111									249	A	Texas Tech	73 52					
22	N	DePaul	79 90									249	H	Texas Tech	79 61					
LAST 12 Division I GAMES:																				
22 N DePaul 79 90				182 A Kansas 72 52																
49 N TCU 83 90				5 A Baylor 65 74																
11 A Texas 66 79				60 H West Virginia 76 57																
249 H Texas Tech 79 61				87 H Kansas St. 68 49																
107 H Iowa St. 80 71				49 A TCU 58 62																
60 A West Virginia 79 77				182 H Kansas 97 64																

Oklahoma

Non-Div I Games:

Oklahoma

Loss, Non-Conf, S Site, H Home A Away N Neutral

Average RPI Win:	153	WON-LOST	WINNING	LAST 10	STRENGTH OF	OPP. STRENGTH	TEAM	ADJ.	CONF.	ADJ CONF.
Average RPI Loss:	44	RECORD	PCT. RANK	GAMES	SCHEDULE	OF SCHEDULE	RPI	RPI	RPI	RPI
DIV. I ONLY	21- 11	77	5- 5	46	35	46	46	4	4	
DIV. I NON-CONF.	10- 3	42	1- 1	103	80	53	53	5	5	

TOTALS	RPI 1-25	RPI 26-50	W-L RECORDS	RPI 51-100	RPI 101-999	RPI 201+				
21- 11	1- 7	5- 0	OVERALL	4- 2	11- 2	7- 0				
14- 3	1- 2	2- 0	HOME	2- 0	9- 1	6- 0				
5- 6	0- 4	2- 0	AWAY	1- 1	2- 1	1- 0				
2- 2	0- 1	1- 0	NEUTRAL	1- 1	0- 0	0- 0				
10- 3	1- 3	1- 0	NON-CONFERENCE	1- 0	7- 0	5- 0				
8- 0	1- 0	0- 0	HOME	0- 0	7- 0	5- 0				
0- 2	0- 2	0- 0	AWAY	0- 0	0- 0	0- 0				
2- 1	0- 1	1- 0	NEUTRAL	1- 0	0- 0	0- 0				
11- 8	0- 4	4- 0	CONFERENCE	3- 2	4- 2	2- 0				
6- 3	0- 2	2- 0	HOME	2- 0	2- 1	1- 0				
5- 4	0- 2	2- 0	AWAY	1- 1	2- 1	1- 0				
0- 1	0- 0	0- 0	NEUTRAL	0- 1	0- 0	0- 0				

RPI 1-25				RPI 26-50				RPI 51-100				RPI 101+			
RPI	S	Opponent	Score	RPI	S	Opponent	Score	RPI	S	Opponent	Score	RPI	S	Opponent	Score
4	A	Mississippi St.	56 71	39	A	Oklahoma	70 67	60	A	West Virginia	79 69	107	A	Iowa St.	81 73
4	A	Mississippi St.	76 79	39	H	Oklahoma	96 82	60	H	West Virginia	79 73	107	H	Iowa St.	69 78
5	A	Baylor	64 77	41	N	Syracuse	84 57	60	N	West Virginia	60 69	150	H	Wichita St.	91 67
5	H	Baylor	45 87	49	A	TCU	71 54	63	N	South Dakota	76 68	182	A	Kansas	59 66
8	H	UCLA	87 72	49	H	TCU	85 72	87	A	Kansas St.	64 80	182	H	Kansas	92 63
11	A	Texas	79 84					87	H	Kansas St.	76 68	186	H	Southern U.	94 66
11	H	Texas	62 77									249	A	Texas Tech	98 57
12	N	Tennessee	69 79									249	H	Texas Tech	80 62

LAST 12 Division I GAMES:															
4	A	Mississippi St.	56 71	11	H	Texas	62 77								
41	N	Syracuse	84 57	5	H	Baylor	45 87								
60	N	West Virginia	60 69	107	A	Iowa St.	81 73								
49	H	TCU	85 72	49	A	TCU	71 54								
60	A	West Virginia	79 69	182	H	Kansas	92 63								
182	A	Kansas	59 66	5	A	Baylor	64 77								

Non-Div I Games:

Oklahoma St.

Average RPI		Win: 268	WON-LOST RECORD	WINNING PCT. RANK	LAST 10 GAMES	STRENGTH OF SCHEDULE	OPP. STRENGTH OF SCHEDULE	TEAM RPI	ADJ. RPI	CONF. RPI	ADJ. CONF. RPI
Loss: 141											
DIV. I ONLY			8- 23	294	4- 6	145	204	279	279	18	18
DIV. I NON-CONF.			2- 12	305	0- 0	143	221	295	295	20	20
TOTALS		RPI 1-25		RPI 26-50		W-L RECORDS	RPI 51-100	RPI 101-999		RPI 201+	
8- 23	0- 2			0- 0		OVERALL	0- 6	8- 15		7- 4	
7- 8	0- 2			0- 0		HOME	0- 2	7- 4		6- 1	
1- 11	0- 0			0- 0		AWAY	0- 2	1- 9		1- 2	
0- 4	0- 0			0- 0		NEUTRAL	0- 2	0- 2		0- 1	
2- 12	0- 2			0- 0		NON-CONFERENCE	0- 2	2- 8		2- 3	
2- 5	0- 2			0- 0		HOME	0- 1	2- 2		2- 1	
0- 4	0- 0			0- 0		AWAY	0- 0	0- 4		0- 1	
0- 3	0- 0			0- 0		NEUTRAL	0- 1	0- 2		0- 1	
6- 11	0- 0			0- 0		CONFERENCE	0- 4	6- 7		5- 1	
5- 3	0- 0			0- 0		HOME	0- 1	5- 2		4- 0	
1- 7	0- 0			0- 0		AWAY	0- 2	1- 5		1- 1	
0- 1	0- 0			0- 0		NEUTRAL	0- 1	0- 0		0- 0	

RPI 1-25					
RPI	S	Opponent	Score		
14	H	Duke	51	84	
16	H	NC State	56	73	
RPI 26-50					
RPI	S	Opponent	Score		
RPI 51-100					
RPI	S	Opponent	Score		
58	A	Western Ky.	48	62	
74	H	UAB	61	74	
81	H	Liberty	55	63	
93	N	Saint Francis (PA)	68	79	
99	A	Rice	45	53	
99	N	Rice	48	70	
RPI 101+					
RPI	S	Opponent	Score		
106	A	George Mason	53	66	
113	A	Middle Tenn.	47	65	
117	H	Cincinnati	33	54	
141	A	Louisiana Tech	45	59	
156	A	Hampton	42	50	
157	A	William & Mary	58	75	
173	A	Charlotte	43	51	
173	H	Charlotte	60	63	
176	H	UTEP	56	52	
194	N	Oakland	59	80	
201	A	North Texas	46	63	
201	H	North Texas	52	55	
204	H	Richmond	45	54	
217	A	Southern Miss.	74	55	
241	H	Fla. Atlantic	59	54	
244	N	Abilene Christian	60	74	
258	A	UTSA	56	64	
258	H	UTSA	69	63	
281	A	VCU	39	68	
299	H	FIU	68	60	
311	H	Marshall	69	53	
316	H	South Carolina St.	52	35	
322	H	Coppin St.	75	67	
LAST 12 Division I GAMES:					
99	N	Rice	48	70	
113	A	Middle Tenn.	47	65	
173	A	Charlotte	43	51	
201	H	North Texas	52	55	
176	H	UTEP	56	52	
241	H	Fla. Atlantic	59	54	
217	A	Southern Miss.	74	55	
58	A	Western Ky.	48	62	
299	H	FIU	68	60	
99	A	Rice	45	53	
141	A	Louisiana Tech	45	59	
258	H	UTSA	69	63	

Non-Div I Games:

Ol d Domi ni on

O
l
e
M
i
s
s

Average RPI Win: 221		WON-LOST RECORD		WINNING PCT. RANK		LAST 10 GAMES		STRENGTH OF SCHEDULE		OPP. STRENGTH OF SCHEDULE		TEAM RPI		ADJ. RPI		CONF. RPI		ADJ CONF. RPI	
Average RPI Loss: 63																			
DIV. I ONLY		12- 19		233		1- 9		60		74		167		167		2		2	
DIV. I NON-CONF.		10- 3		42		0- 0		207		307		84		84		2		2	
TOTALS		RPI 1-25		RPI 26-50		W-L RECORDS		RPI 51-100		RPI 101-999		RPI 201+							
12- 19		0- 10		0- 1		OVERALL		0- 2		12- 6		6- 0							
9- 7		0- 4		0- 0		HOME		0- 2		9- 1		5- 0							
1- 10		0- 0		0- 0		AWAY		0- 0		1- 0		0- 0							
2- 2		0- 1		0- 0		NEUTRAL		0- 0		2- 1		1- 0							
10- 3		0- 1		0- 0		NON-CONFERENCE		0- 0		10- 2		6- 0							
8- 0		0- 0		0- 0		HOME		0- 0		8- 0		5- 0							
1- 2		0- 1		0- 0		AWAY		0- 0		1- 1		0- 0							
1- 1		0- 0		0- 0		NEUTRAL		0- 0		1- 1		1- 0							
2- 16		0- 9		0- 1		CONFERENCE		0- 2		2- 4		0- 0							
1- 7		0- 4		0- 0		HOME		0- 2		1- 1		0- 0							
0- 8		0- 4		0- 1		AWAY		0- 0		0- 3		0- 0							
1- 1		0- 1		0- 0		NEUTRAL		0- 0		1- 0		0- 0							

RPI 1-25				RPI 26-50				RPI 51-100				RPI 101+ Team's RPI: 167			
RPI	S	Opponent	Score	RPI	S	Opponent	Score	RPI	S	Opponent	Score	RPI	S	Opponent	Score
4	A	Mississippi St.	45 76	31	A	LSU	55 84	86	H	Alabama	79 82	103	A	Auburn	55 60
4	H	Mississippi St.	49 69					88	H	Kentucky	71 79	113	H	Middle Tenn.	65 56
6	A	Oregon	46 90									127	N	Saint Louis	64 79
10	H	South Carolina	62 88									130	A	Portland St.	79 94
12	A	Tennessee	66 75									142	A	Arkansas	72 73
17	A	Texas A&M	54 83									153	H	Vanderbilt	72 75
23	H	Missouri	48 67									168	H	South Ala.	66 59
23	N	Missouri	50 59									175	H	Troy	96 93
25	A	Georgia	45 69									180	A	Florida	60 61
25	H	Georgia	52 66									180	H	Florida	78 75
												180	N	Florida	48 43
												192	A	Temple	64 48
												217	H	Southern Miss.	68 59
												220	H	Arkansas St.	74 48
												232	H	Texas Southern	73 58
												300	H	Kennesaw St.	92 63
												333	N	Delaware St.	110 58
												337	H	Northwestern St.	75 44
LAST 12 Division I GAMES:															
23	N	Missouri	50 59	86	H	Alabama	79 82	17	A	Texas A&M	54 83	25	A	Georgia	45 69
180	N	Florida	48 43	153	H	Vanderbilt	72 75	4	H	Mississippi St.	49 69	12	A	Tennessee	66 75
103	A	Auburn	55 60	25	A	Georgia	45 69								
88	H	Kentucky	71 79												
25	H	Georgia	52 66												
31	A	LSU	55 84												

Non-Div I Games:

Ole Miss

Average RPI Win:	262	WON-LOST	WINNING	LAST 10	STRENGTH OF	OPP. STRENGTH	TEAM	ADJ.	CONF.	ADJ CONF.
Average RPI Loss:	135	RECORD	PCT. RANK	GAMES	SCHEDULE	OF SCHEDULE	RPI	RPI	RPI	RPI
DIV. I ONLY	9- 16	245	3- 6	199	207	239	239	12	12	
DIV. I NON-CONF.	6- 4	116	0- 0	276	295	159	159	16	16	

TOTALS	RPI 1-25	RPI 26-50	W-L RECORDS	RPI 51-100	RPI 101-999	RPI 201+				
9- 16	0- 0	0- 3	OVERALL	0- 3	9- 10	7- 3				
5- 6	0- 0	0- 2	HOME	0- 1	5- 3	4- 0				
4- 9	0- 0	0- 1	AWAY	0- 2	4- 6	3- 3				
0- 1	0- 0	0- 0	NEUTRAL	0- 0	0- 1	0- 0				
6- 4	0- 0	0- 1	NON-CONFERENCE	0- 1	6- 2	4- 2				
3- 1	0- 0	0- 1	HOME	0- 0	3- 0	2- 0				
3- 3	0- 0	0- 0	AWAY	0- 1	3- 2	2- 2				
0- 0	0- 0	0- 0	NEUTRAL	0- 0	0- 0	0- 0				
3- 12	0- 0	0- 2	CONFERENCE	0- 2	3- 8	3- 1				
2- 5	0- 0	0- 1	HOME	0- 1	2- 3	2- 0				
1- 6	0- 0	0- 1	AWAY	0- 1	1- 4	1- 1				
0- 1	0- 0	0- 0	NEUTRAL	0- 0	0- 1	0- 0				

RPI 1-25				RPI 26-50				RPI 51-100				RPI 101+ Team's RPI: 239			
RPI	S	Opponent	Score	RPI	S	Opponent	Score	RPI	S	Opponent	Score	RPI	S	Opponent	Score
32	A	South Dakota St.	64 89	32	H	South Dakota St.	54 103	63	A	South Dakota	46 70	104	A	Western Ill.	68 103
32	H	South Dakota St.		43	H	Creighton	51 72	63	H	South Dakota	50 72	104	H	Western Ill.	51 90
								87	A	Kansas St.	60 81	104	N	Western Ill.	57 97
												135	H	UNI	78 74
												170	A	CSUN	68 60
												174	A	Oral Roberts	56 72
												174	H	Oral Roberts	53 82
												184	A	Denver	60 81
												184	H	Denver	74 85
												211	A	CSU Bakersfield	43 52
												216	H	Montana St.	64 53
												270	A	Bradley	56 69
												286	A	North Dakota St.	59 57
												286	H	North Dakota St.	80 67
												302	A	Wofford	64 60
												303	A	USC Upstate	69 66
												326	A	Fort Wayne	65 76
												326	H	Fort Wayne	77 61
												335	H	Florida A&M	78 73
LAST 12 Division I GAMES:															
104	N	Western Ill.	57 97	104	A	Western Ill.	68 103								
286	A	North Dakota St.	59 57	32	H	South Dakota St.	54 103								
174	A	Oral Roberts	56 72	286	H	North Dakota St.	80 67								
184	A	Denver	60 81	63	A	South Dakota	46 70								
63	H	South Dakota	50 72	184	H	Denver	74 85								
326	H	Fort Wayne	77 61	104	H	Western Ill.	51 90								

Non-Div I Games: Graceland (IA) 96 69 Peru St. 63 47 St. Mary (NE) 81 58

Omaha

Average RPI Win: 275	WON-LOST RECORD	WINNING PCT. RANK	LAST 10 GAMES	STRENGTH OF SCHEDULE	OPP. STRENGTH OF SCHEDULE	TEAM RPI	ADJ. RPI	CONF. RPI	ADJ CONF. RPI
Average RPI Loss: 94									
DIV. I ONLY	15- 13	148	4- 5	250	195	174	174	12	12
DIV. I NON-CONF.	7- 5	122	0- 0	331	280	206	206	16	16

TOTALS	RPI 1-25	RPI 26-50	W-L RECORDS	RPI 51-100	RPI 101-999	RPI 201+			
15- 13	0- 0	0- 3	OVERALL	0- 4	15- 6	13- 0			
5- 4	0- 0	0- 1	HOME	0- 1	5- 2	4- 0			
5- 8	0- 0	0- 2	AWAY	0- 2	5- 4	5- 0			
5- 1	0- 0	0- 0	NEUTRAL	0- 1	5- 0	4- 0			
7- 5	0- 0	0- 1	NON-CONFERENCE	0- 1	7- 3	7- 0			
1- 1	0- 0	0- 0	HOME	0- 0	1- 1	1- 0			
2- 4	0- 0	0- 1	AWAY	0- 1	2- 2	2- 0			
4- 0	0- 0	0- 0	NEUTRAL	0- 0	4- 0	4- 0			
8- 8	0- 0	0- 2	CONFERENCE	0- 3	8- 3	6- 0			
4- 3	0- 0	0- 1	HOME	0- 1	4- 1	3- 0			
3- 4	0- 0	0- 1	AWAY	0- 1	3- 2	3- 0			
1- 1	0- 0	0- 0	NEUTRAL	0- 1	1- 0	0- 0			

RPI 1-25				RPI 26-50				RPI 51-100				RPI 101+				Team's RPI: 174
RPI	S	Opponent	Score	RPI	S	Opponent	Score	RPI	S	Opponent	Score	RPI	S	Opponent	Score	
32	A	South Dakota St.	72 96	32	H	South Dakota St.	70 77	63	A	South Dakota	55 72	104	A	Western Ill.	49 56	
32	H	South Dakota St.	70 77	49	A	TCU	58 72	63	H	South Dakota	68 73	104	H	Western Ill.	63 85	
								63	N	South Dakota	53 65	109	A	Utah	50 71	
								97	A	Missouri St.	66 76	142	H	Arkansas	66 77	
												178	A	UT Arlington	46 70	
												184	A	Denver	54 70	
												184	H	Denver	90 60	
												184	N	Denver	76 71	
												202	A	Tulsa	53 41	
												239	A	Omaha	82 53	
												239	H	Omaha	72 56	
												283	A	UMKC	76 73	
												286	A	North Dakota St.	64 57	
												286	H	North Dakota St.	71 48	
												293	N	Alcorn	76 52	
												301	N	Long Beach St.	64 58	
												310	H	Houston Baptist	78 56	
												320	N	Cal St. Fullerton	60 50	
												326	A	Fort Wayne	73 48	
												326	H	Fort Wayne	66 45	
												346	N	Chicago St.	73 43	
LAST 12 Division I GAMES:																
				63	N	South Dakota	53 65					286	A	North Dakota St.	64 57	
				184	N	Denver	76 71					104	H	Western Ill.	63 85	
				239	H	Omaha	72 56					326	H	Fort Wayne	66 45	
				63	A	South Dakota	55 72					184	H	Denver	90 60	
				184	A	Denver	54 70					63	H	South Dakota	68 73	
				32	A	South Dakota St.	72 96					32	H	South Dakota St.	70 77	

Non-Div I Games: Okla. Panhandle 88 35 Cent. Christian (KS) 18 47

Average RPI Win: 110

Average RPI Loss: 10

WON-LOST
RECORDWINNING
PCT. RANKLAST 10
GAMESSTRENGTH OF
SCHEDULEOPP. STRENGTH
OF SCHEDULETEAM
RPIADJ.
RPICONF.
RPIADJ CONF.
RPIDIV. I ONLY
DIV. I NON-CONF.33- 5
14- 39
219- 1
3- 118
911
176
56
55
35
3

TOTALS

RPI 1-25

RPI 26-50

W-L RECORDS

RPI 51-100

RPI 101-999

RPI 201+

33- 5

7- 4

3- 1

OVERALL

6- 0

17- 0

4- 0

18- 1

1- 1

3- 0

HOME

4- 0

10- 0

2- 0

9- 3

2- 2

0- 1

AWAY

2- 0

5- 0

1- 0

6- 1

4- 1

0- 0

NEUTRAL

0- 0

2- 0

1- 0

14- 3

3- 3

2- 0

NON-CONFERENCE

1- 0

8- 0

2- 0

10- 0

0- 0

2- 0

HOME

1- 0

7- 0

1- 0

1- 2

1- 2

0- 0

AWAY

0- 0

0- 0

0- 0

3- 1

2- 1

0- 0

NEUTRAL

0- 0

1- 0

1- 0

19- 2

4- 1

1- 1

CONFERENCE

5- 0

9- 0

2- 0

8- 1

1- 1

1- 0

HOME

3- 0

3- 0

1- 0

8- 1

1- 0

0- 1

AWAY

2- 0

5- 0

1- 0

3- 0

2- 0

0- 0

NEUTRAL

0- 0

1- 0

0- 0

RPI 1-25

Team's RPI: 6

RPI 26-50

RPI 51-100

RPI 101+

RPI	S	Opponent	Score
1	N	Notre Dame	74 84
3	A	Louisville	61 74
4	A	Mississippi St.	79 90
8	A	UCLA	70 61
8	H	UCLA	101 94
8	N	UCLA	65 62
13	H	Stanford	65 78
13	N	Stanford	77 57
15	N	Central Mich.	83 69
17	A	Texas A&M	83 68
17	N	Texas A&M	84 62

RPI	S	Opponent	Score
27	A	Oregon St.	79 85
27	H	Oregon St.	75 63
36	H	Minnesota	101 73
39	H	Oklahoma	92 74

RPI	S	Opponent	Score
51	A	Arizona St.	57 44
51	H	Arizona St.	74 64
53	H	California	91 54
55	A	Southern California	70 66
55	H	Southern California	80 74
69	H	Drake	110 77

RPI	S	Opponent	Score
109	A	Utah	84 68
116	A	Washington St.	90 79
116	H	Washington St.	89 56
138	H	Weber St.	114 87
139	A	Colorado	74 55
139	N	Colorado	84 47
147	H	Eastern Wash.	81 40
156	H	Hampton	87 45
167	H	Ole Miss	90 46
170	H	CSUN	91 43
190	H	Seattle U	88 45
196	A	Washington	76 63
196	H	Washington	94 83
253	N	Hawaii	85 44
271	A	Arizona	74 61
271	H	Arizona	62 44
329	H	Southern Utah	98 38

LAST 12 Division I GAMES:

1	N	Notre Dame	74 84	139	N	Colorado	84 47
15	N	Central Mich.	83 69	271	A	Arizona	74 61
36	H	Minnesota	101 73	51	A	Arizona St.	57 44
190	H	Seattle U	88 45	8	H	UCLA	101 94
13	N	Stanford	77 57	55	H	Southern California	80 74
8	N	UCLA	65 62	116	A	Washington St.	90 79

Non-Div I Games:

Oregon

Loss, Non-Conf, S Site, H Home A Away N Neutral

Average RPI Win: 151

Average RPI Loss: 19

WON-LOST
RECORDWINNING
PCT. RANKLAST 10
GAMESSTRENGTH OF
SCHEDULEOPP. STRENGTH
OF SCHEDULETEAM
RPIADJ.
RPICONF.
RPIADJ CONF.
RPIDIV. I ONLY
DIV. I NON-CONF.26- 8
12- 332
318- 2
3- 157
8434
5727
3927
395
35
3

TOTALS

RPI 1-25

RPI 26-50

W-L RECORDS

RPI 51-100

RPI 101-999

RPI 201+

26- 8

4- 6

0- 0

OVERALL

6- 2

16- 0

9- 0

14- 2

2- 2

0- 0

HOME

4- 0

8- 0

6- 0

8- 4

1- 3

0- 0

AWAY

1- 1

6- 0

2- 0

4- 2

1- 1

0- 0

NEUTRAL

1- 1

2- 0

1- 0

12- 3

2- 3

0- 0

NON-CONFERENCE

2- 0

8- 0

7- 0

6- 1

0- 1

0- 0

HOME

1- 0

5- 0

5- 0

2- 1

1- 1

0- 0

AWAY

0- 0

1- 0

1- 0

4- 1

1- 1

0- 0

NEUTRAL

1- 0

2- 0

1- 0

14- 5

2- 3

0- 0

CONFERENCE

4- 2

8- 0

2- 0

8- 1

2- 1

0- 0

HOME

3- 0

3- 0

1- 0

6- 3

0- 2

0- 0

AWAY

1- 1

5- 0

1- 0

0- 1

0- 0

0- 0

NEUTRAL

0- 1

0- 0

0- 0

RPI 1-25

RPI 26-50

Team's RPI: 27

RPI 51-100

RPI 101+

RPI	S	Opponent	Score
1	H	Notre Dame	67 72
3	N	Louisville	43 76
5	N	Baylor	72 67
6	A	Oregon	63 75
6	H	Oregon	85 79
8	A	UCLA	49 84
8	H	UCLA	67 64
12	A	Tennessee	66 59
13	H	Stanford	57 60
14	A	Duke	65 72

RPI S Opponent Score

--	--	--	--

RPI	S	Opponent	Score
51	A	Arizona St.	64 60
51	H	Arizona St.	57 54
51	N	Arizona St.	51 57
53	H	California	68 48
55	A	Southern California	61 65
55	H	Southern California	69 63
58	N	Western Ky.	82 58
66	H	UC Davis	61 47

RPI	S	Opponent	Score
109	A	Utah	69 58
116	A	Washington St.	63 61
116	H	Washington St.	71 53
139	A	Colorado	86 71
151	N	Nevada	89 49
196	A	Washington	95 57
196	H	Washington	75 63
205	H	North Dakota	65 55
207	H	UC Santa Barbara	74 49
271	A	Arizona	65 40
271	H	Arizona	88 48
276	H	San Jose St.	110 62
311	N	Utah St.	94 55
321	A	N.C. Central	97 44
324	H	Utah Valley	98 41
340	H	Savannah St.	84 36

LAST 12 Division I GAMES:

3	N	Louisville	43 76	271	A	Arizona	65 40
5	N	Baylor	72 67	55	H	Southern California	69 63
12	A	Tennessee	66 59	8	H	UCLA	67 64
58	N	Western Ky.	82 58	196	A	Washington	95 57
51	N	Arizona St.	51 57	116	A	Washington St.	63 61
51	A	Arizona St.	64 60	53	H	California	68 48

Non-Div I Games:

Oregon St.

Average RPI Win: 207

Average RPI Loss: 129

WON-LOST
RECORDWINNING
PCT. RANKLAST 10
GAMESSTRENGTH OF
SCHEDULEOPP. STRENGTH
OF SCHEDULETEAM
RPIADJ.
RPICONF.
RPIADJ CONF.
RPIDIV. I ONLY
DIV. I NON-CONF.14- 17
5- 5206
1694- 6
0- 0133
65151
196191
143191
14314
1214
12

TOTALS

RPI 1-25

RPI 26-50

W-L RECORDS

RPI 51-100

RPI 101-999

RPI 201+

14- 17

0- 0

1- 3

OVERALL

1- 4

12- 10

7- 2

9- 7

0- 0

1- 1

HOME

0- 3

8- 3

5- 0

3- 9

0- 0

0- 2

AWAY

0- 1

3- 6

1- 2

2- 1

0- 0

0- 0

NEUTRAL

1- 0

1- 1

1- 0

5- 5

0- 0

1- 1

NON-CONFERENCE

0- 2

4- 2

2- 0

4- 3

0- 0

1- 0

HOME

0- 2

3- 1

2- 0

1- 2

0- 0

0- 1

AWAY

0- 0

1- 1

0- 0

0- 0

0- 0

0- 0

NEUTRAL

0- 0

0- 0

0- 0

9- 12

0- 0

0- 2

CONFERENCE

1- 2

8- 8

5- 2

5- 4

0- 0

0- 1

HOME

0- 1

5- 2

3- 0

2- 7

0- 0

0- 1

AWAY

0- 1

2- 5

1- 2

2- 1

0- 0

0- 0

NEUTRAL

1- 0

1- 1

1- 0

RPI 1-25

RPI 26-50

RPI 51-100

RPI 101+

Team's RPI: 191

RPI S Opponent Score

RPI S Opponent Score

RPI S Opponent Score

RPI S Opponent Score

37 A Gonzaga 66 90
 37 H Gonzaga 72 99
 38 A Northern Colo. 55 80
 50 H UCF 78 74

53 H Cal i forni a 85 92
 66 H UC Davis 58 90
 79 A Saint Mary's (CA) 88 96
 79 H Saint Mary's (CA) 69 70
 79 N Saint Mary's (CA) 77 73

102 H Lamar Universi ty 80 75
 136 A San Francisco 78 80
 136 H San Francisco 71 81
 140 A Loyola Marymount 60 75
 140 H Loyola Marymount 77 79
 144 A Fresno St. 70 81
 159 A BYU 65 77
 159 H BYU 83 76
 165 A San Di ego 81 68
 165 H San Di ego 62 60
 165 N San Di ego 56 66
 172 H Brown 57 74
 190 A Seattle U 85 73
 236 A Pepperdi ne 85 77
 236 H Pepperdi ne 84 73
 276 H San Jose St. 106 97
 289 A Santa Clara 55 57
 289 H Santa Clara 55 37
 318 A Portland 67 89
 318 H Portland 91 55
 318 N Portland 85 60
 320 H Cal St. Fullerton 81 65

LAST 12 Divi sion I GAMES:

165 N San Diego 56 66
 79 N Saint Mary's (CA) 77 73
 318 N Portland 85 60
 140 H Loyola Marymount 77 79
 136 A San Francisco 78 80
 289 A Santa Clara 55 57





165 H San Di ego 62 60
 318 A Portland 67 89
 37 A Gonzaga 66 90
 236 H Pepperdi ne 84 73
 289 H Santa Clara 55 37
 159 H BYU 83 76

Non-Di v I Games:

UC Merced

123 59

Paci fi c

 Loss,
  Non-Conf,
 S Site,
  Home
  Away
 N Neutral

Average RPI Win: 170

Average RPI Loss: 77

WON-LOST
RECORDWINNING
PCT. RANKLAST 10
GAMESSTRENGTH OF
SCHEDULEOPP. STRENGTH
OF SCHEDULETEAM
RPIADJ.
RPICONF.
RPIADJ CONF.
RPIDIV. I ONLY
DIV. I NON-CONF.21- 9
9- 557
907- 3
1- 197
19490
7361
9161
919
99
9

TOTALS

RPI 1-25

RPI 26-50

W-L RECORDS

RPI 51-100

RPI 101-999

RPI 201+

21- 9

0- 1

1- 3

OVERALL

6- 3

14- 2

8- 1

10- 3

0- 1

0- 2

HOME

4- 0

6- 0

4- 0

9- 5

0- 0

1- 1

AWAY

1- 2

7- 2

3- 1

2- 1

0- 0

0- 0

NEUTRAL

1- 1

1- 0

1- 0

9- 5

0- 1

1- 0

NON-CONFERENCE

2- 2

6- 2

4- 1

3- 1

0- 1

0- 0

HOME

1- 0

2- 0

2- 0

4- 3

0- 0

1- 0

AWAY

0- 1

3- 2

1- 1

2- 1

0- 0

0- 0

NEUTRAL

1- 1

1- 0

1- 0

12- 4

0- 0

0- 3

CONFERENCE

4- 1

8- 0

4- 0

7- 2

0- 0

0- 2

HOME

3- 0

4- 0

2- 0

5- 2

0- 0

0- 1

AWAY

1- 1

4- 0

2- 0

0- 0

0- 0

0- 0

NEUTRAL

0- 0

0- 0

0- 0

RPI 1-25

RPI 26-50

RPI 51-100

Team's RPI: 61

RPI 101+

RPI	S	Opponent	Score
1	H	Notre Dame	54 66

RPI	S	Opponent	Score
26	A	Villanova	79 77
29	A	Princeton	40 60
29	H	Princeton	55 70
29	H	Princeton	34 63

RPI	S	Opponent	Score
62	A	Harvard	52 55
62	H	Harvard	69 49
62	H	Harvard	57 52
65	N	Georgia Tech	55 69
71	A	St. John's (NY)	48 53
82	H	Albany (NY)	76 61
90	A	Yale	69 54
90	H	Yale	64 52
97	N	Missouri St.	65 60

RPI	S	Opponent	Score
121	A	Dartmouth	79 50
121	H	Dartmouth	65 47
131	A	Saint Joseph's	57 50
160	A	Binghamton	72 77
172	A	Brown	88 55
172	H	Brown	67 56
192	A	Temple	74 59
213	A	Columbia	75 39
213	H	Columbia	70 51
237	H	Lafayette	55 42
246	A	La Salle	59 66
266	A	Cornell	53 39
266	H	Cornell	68 48
281	N	VCU	82 52
334	H	Rhode Island	84 66
339	A	NJIT	77 38

LAST 12 Division I GAMES:

71	A	St. John's (NY)	48 53	121	A	Dartmouth	79 50
82	H	Albany (NY)	76 61	62	A	Harvard	52 55
29	H	Princeton	34 63	266	A	Cornell	53 39
62	H	Harvard	57 52	213	A	Columbia	75 39
172	H	Brown	67 56	29	A	Princeton	40 60
90	H	Yale	64 52	62	H	Harvard	69 49

Non-Div I Games:

Gwynedd Mercy

89 25

Penn

Average RPI Win: 169

Average RPI Loss: 64

WON-LOST
RECORDWINNING
PCT. RANKLAST 10
GAMESSTRENGTH OF
SCHEDULEOPP. STRENGTH
OF SCHEDULETEAM
RPIADJ.
RPICONF.
RPIADJ CONF.
RPIDIV. I ONLY
DIV. I NON-CONF.16- 16
9- 5174
903- 7
0- 158
17869
194100
111100
1113
43
4

TOTALS

RPI 1-25

RPI 26-50

W-L RECORDS

RPI 51-100

RPI 101-999

RPI 201+

16- 16

0- 4

2- 6

OVERALL

3- 3

11- 3

8- 1

11- 4

0- 2

2- 1

HOME

3- 0

6- 1

4- 0

4- 9

0- 2

0- 4

AWAY

0- 2

4- 1

3- 1

1- 3

0- 0

0- 1

NEUTRAL

0- 1

1- 1

1- 0

9- 5

0- 0

0- 0

NON-CONFERENCE

2- 2

7- 3

5- 1

6- 1

0- 0

0- 0

HOME

2- 0

4- 1

3- 0

3- 2

0- 0

0- 0

AWAY

0- 1

3- 1

2- 1

0- 2

0- 0

0- 0

NEUTRAL

0- 1

0- 1

0- 0

7- 11

0- 4

2- 6

CONFERENCE

1- 1

4- 0

3- 0

5- 3

0- 2

2- 1

HOME

1- 0

2- 0

1- 0

1- 7

0- 2

0- 4

AWAY

0- 1

1- 0

1- 0

1- 1

0- 0

0- 1

NEUTRAL

0- 0

1- 0

1- 0

RPI 1-25

RPI 26-50

RPI 51-100

Team's RPI: 100

RPI 101+

RPI	S	Opponent	Score
7	A	Ohio St.	64 94
7	H	Ohio St.	64 89
18	H	Maryland	65 69
24	A	Iowa	76 80

RPI	S	Opponent	Score
34	A	Michigan	69 89
34	N	Michigan	48 77
36	A	Minnesota	68 101
36	H	Minnesota	71 91
40	H	Indiana	77 74
42	A	Rutgers	65 70
42	H	Rutgers	70 67
48	A	Purdue	73 88

RPI	S	Opponent	Score
52	A	American	66 75
59	H	Drexel	84 70
64	H	Michigan St.	74 59
68	A	Nebraska	51 59
75	H	Fordham	65 60
87	N	Kansas St.	65 70

RPI	S	Opponent	Score
111	H	Wake Forest	68 58
124	H	Radford	62 63
141	N	Louisiana Tech	59 71
177	H	Northwestern	67 59
185	A	Pittsburgh	59 48
203	H	Siena	86 72
206	A	Wisconsin	69 62
218	A	Providence	60 51
233	H	Illinois	68 59
233	N	Illinois	83 57
260	A	St. Bonaventure	62 65
264	H	Manhattan	78 46
287	H	Central Conn. St.	83 66
311	A	Marshall	80 65

LAST 12 Division I GAMES:

124	H	Radford	62 63	36	A	Minnesota	68 101
34	N	Michigan	48 77	24	A	Iowa	76 80
233	N	Illinois	83 57	64	H	Michigan St.	74 59
7	H	Ohio St.	64 89	7	A	Ohio St.	64 94
68	A	Nebraska	51 59	48	A	Purdue	73 88
177	H	Northwestern	67 59	233	H	Illinois	68 59

Non-Div I Games:

Penn St.

Loss,
 Non-Conf,
 S Site,
 H Home
 A Away
 N Neutral

Average RPI Win:	226	WON-LOST	WINNING	LAST 10	STRENGTH OF	OPP. STRENGTH	TEAM	ADJ.	CONF.	ADJ CONF.
Average RPI Loss:	147	RECORD	PCT. RANK	GAMES	SCHEDULE	OF SCHEDULE	RPI	RPI	RPI	RPI
DIV. I ONLY	10- 20	255	3- 7	136	219	236	236	14	14	
DIV. I NON-CONF.	4- 6	212	0- 0	114	343	181	181	12	12	

TOTALS	RPI 1-25	RPI 26-50	W-L RECORDS	RPI 51-100	RPI 101-999	RPI 201+				
10- 20	0- 0	0- 3	OVERALL	0- 3	10- 14	5- 3				
7- 6	0- 0	0- 1	HOME	0- 1	7- 4	3- 1				
2- 13	0- 0	0- 1	AWAY	0- 2	2- 10	1- 2				
1- 1	0- 0	0- 1	NEUTRAL	0- 0	1- 0	1- 0				
4- 6	0- 0	0- 0	NON-CONFERENCE	0- 1	4- 5	2- 1				
2- 2	0- 0	0- 0	HOME	0- 0	2- 2	1- 1				
2- 4	0- 0	0- 0	AWAY	0- 1	2- 3	1- 0				
0- 0	0- 0	0- 0	NEUTRAL	0- 0	0- 0	0- 0				
6- 14	0- 0	0- 3	CONFERENCE	0- 2	6- 9	3- 2				
5- 4	0- 0	0- 1	HOME	0- 1	5- 2	2- 0				
0- 9	0- 0	0- 1	AWAY	0- 1	0- 7	0- 2				
1- 1	0- 0	0- 1	NEUTRAL	0- 0	1- 0	1- 0				

RPI 1-25				RPI 26-50				RPI 51-100				RPI 101+ Team's RPI: 236			
RPI	S	Opponent	Score	RPI	S	Opponent	Score	RPI	S	Opponent	Score	RPI	S	Opponent	Score
				37	A	Gonzaga	51 73	66	A	UC Davis	64 69	109	A	Utah	65 89
				37	H	Gonzaga	48 67	79	A	Saint Mary's (CA)	62 75	136	A	San Francisco	67 68
				37	N	Gonzaga	70 81	79	H	Saint Mary's (CA)	75 82	136	H	San Francisco	95 92
												138	A	Weber St.	61 71
												140	A	Loyola Marymount	60 75
												140	H	Loyola Marymount	85 74
												143	H	Idaho St.	80 74
												151	A	Nevada	77 72
												159	A	BYU	43 78
												159	H	BYU	67 73
												165	A	San Diego	53 79
												165	H	San Diego	66 62
												190	H	Seattle U	62 65
												191	A	Pacific	73 84
												191	H	Pacific	77 85
												199	A	UC Irvine	74 75
												221	H	New Mexico St.	64 86
												289	A	Santa Clara	50 54
												289	H	Santa Clara	56 55
												289	N	Santa Clara	74 63
												301	A	Long Beach St.	83 71
												318	A	Portland	58 82
												318	H	Portland	83 79
												324	H	Utah Valley	71 44
LAST 12 Division I GAMES:															
				37	N	Gonzaga	70 81	140	H	Loyola Marymount	85 74				
				289	N	Santa Clara	74 63	165	A	San Diego	53 79				
				318	A	Portland	58 82	191	A	Pacific	73 84				
				79	H	Saint Mary's (CA)	75 82	318	H	Portland	83 79				
				37	H	Gonzaga	48 67	289	A	Santa Clara	50 54				
				159	A	BYU	43 78	140	A	Loyola Marymount	60 75				

Non-Div I Games:

Pepperdine

Average RPI	Win:	196	WON-LOST	WINNING	LAST 10	STRENGTH OF	OPP. STRENGTH	TEAM	ADJ.	CONF.	ADJ CONF.
Average RPI	Loss:	66	RECORD	PCT. RANK	GAMES	SCHEDULE	OF SCHEDULE	RPI	RPI	RPI	RPI
DIV. I ONLY		10- 20	255	1- 9	56	39	185	185	1	1	
DIV. I NON-CONF.		8- 5	104	0- 0	225	192	183	183	1	1	

TOTALS	RPI 1-25		RPI 26-50		W-L RECORDS		RPI 51-100		RPI 101-999		RPI 201+
10- 20	0- 6		0- 4		OVERALL		2- 5		8- 5		5- 2
8- 10	0- 5		0- 1		HOME		2- 2		6- 2		5- 1
2- 9	0- 1		0- 3		AWAY		0- 3		2- 2		0- 1
0- 1	0- 0		0- 0		NEUTRAL		0- 0		0- 1		0- 0
8- 5	0- 0		0- 0		NON-CONFERENCE		1- 4		7- 1		5- 1
7- 3	0- 0		0- 0		HOME		1- 2		6- 1		5- 1
1- 2	0- 0		0- 0		AWAY		0- 2		1- 0		0- 0
0- 0	0- 0		0- 0		NEUTRAL		0- 0		0- 0		0- 0
2- 15	0- 6		0- 4		CONFERENCE		1- 1		1- 4		0- 1
1- 7	0- 5		0- 1		HOME		1- 0		0- 1		0- 0
1- 7	0- 1		0- 3		AWAY		0- 1		1- 2		0- 1
0- 1	0- 0		0- 0		NEUTRAL		0- 0		0- 1		0- 0

RPI 1-25				RPI 26-50				RPI 51-100				RPI 101+ Team's RPI: 185			
RPI	S	Opponent	Score	RPI	S	Opponent	Score	RPI	S	Opponent	Score	RPI	S	Opponent	Score
1	H	Notre Dame	53 87	30	A	Vi rgi ni a	50 62	56	A	Mi ami (FL)	58 82	111	H	Wake Forest	49 58
3	A	Loui sville	49 81	41	A	Syracuse	52 70	60	A	West Vi rgi ni a	52 73	111	N	Wake Forest	38 72
3	H	Loui sville	51 77	41	H	Syracuse	53 62	65	H	Georgi a Tech	68 62	114	A	North Carolina	67 68
9	H	Flori da St.	59 66	47	A	Vi rgi ni a Tech	66 89	72	H	Duquesne	53 66	117	A	Ci nci nnati	66 46
14	H	Duke	46 58					75	A	Fordham	55 58	154	H	Youngstown St.	66 58
16	H	NC State	66 77					94	H	Bucknel l	57 39	163	A	Clemson	58 42
								100	H	Penn St.	48 59	206	H	Wi consi n	57 58
												209	A	Boston Col lege	61 72
												220	H	Arkansas St.	87 47
												252	H	UNCW	74 55
												266	H	Cornel l	51 39
												282	H	Towson	81 63
												346	H	Chi cago St.	87 49
LAST 12 Di vi si on I GAMES:															
111	N	Wake Forest	38 72	9	H	Flori da St.	59 66	163	A	Clemson	58 42				
3	A	Loui sville	49 81	14	H	Duke	46 58	41	H	Notre Dame	53 87				
16	H	NC State	66 77	41	H	Syracuse	53 62	56	A	Mi ami (FL)	58 82				
209	A	Boston Col lege	61 72	56	A	Mi ami (FL)	58 82	41	A	Syracuse	52 70				
				3	H	Loui sville	51 77								

Non-Div I Games:

Pittsburgh

Average RPI Win:	229	WON-LOST	WINNING	LAST 10	STRENGTH OF	OPP. STRENGTH	TEAM	ADJ.	CONF.	ADJ CONF.
Average RPI Loss:	126	RECORD	PCT. RANK	GAMES	SCHEDULE	OF SCHEDULE	RPI	RPI	RPI	RPI
DIV. I ONLY	17- 13	128	7- 3	197	203	130	130	19	19	
DIV. I NON-CONF.	4- 5	197	0- 0	161	183	107	107	13	13	

TOTALS	RPI 1-25	RPI 26-50	W-L RECORDS	RPI 51-100	RPI 101-999	RPI 201+				
17- 13	0- 0	0- 2	OVERALL	0- 2	17- 9	11- 1				
8- 2	0- 0	0- 0	HOME	0- 0	8- 2	5- 0				
7- 10	0- 0	0- 2	AWAY	0- 2	7- 6	5- 1				
2- 1	0- 0	0- 0	NEUTRAL	0- 0	2- 1	1- 0				
4- 5	0- 0	0- 1	NON-CONFERENCE	0- 2	4- 2	2- 0				
1- 0	0- 0	0- 0	HOME	0- 0	1- 0	0- 0				
3- 5	0- 0	0- 1	AWAY	0- 2	3- 2	2- 0				
0- 0	0- 0	0- 0	NEUTRAL	0- 0	0- 0	0- 0				
13- 8	0- 0	0- 1	CONFERENCE	0- 0	13- 7	9- 1				
7- 2	0- 0	0- 0	HOME	0- 0	7- 2	5- 0				
4- 5	0- 0	0- 1	AWAY	0- 0	4- 4	3- 1				
2- 1	0- 0	0- 0	NEUTRAL	0- 0	2- 1	1- 0				

RPI 1-25				RPI 26-50				RPI 51-100				RPI 101+				Team's RPI: 130
RPI	S	Opponent	Score	RPI	S	Opponent	Score	RPI	S	Opponent	Score	RPI	S	Opponent	Score	
				37	A	Gonzaga	52 91	66	A	UC Davis	67 79	133	A	Idaho	60 61	
				38	A	Northern Colo.	60 63	95	A	UNLV	80 88	133	H	Idaho	90 101	
												133	N	Idaho	99 102	
												138	A	Weber St.	62 60	
												138	H	Weber St.	77 64	
												143	A	Idaho St.	64 72	
												143	H	Idaho St.	59 88	
												147	A	Eastern Wash.	57 64	
												147	H	Eastern Wash.	75 60	
												147	N	Eastern Wash.	82 73	
												151	A	Nevada	55 67	
												167	H	Ole Miss	94 79	
												190	A	Seattle U	77 91	
												199	A	UC Irvine	82 72	
												205	A	North Dakota	80 61	
												216	A	Montana St.	69 60	
												216	H	Montana St.	62 53	
												234	A	Montana	53 69	
												234	H	Montana	70 53	
												273	A	Sacramento St.	81 72	
												273	H	Sacramento St.	74 73	
												276	A	San Jose St.	90 78	
												305	H	Northern Ariz.	68 59	
												305	N	Northern Ariz.	77 61	
												318	A	Portland	77 71	
												329	H	Southern Utah	70 66	
LAST 12 Division I GAMES:																
				133	N	Idaho	99 102	329	H	Southern Utah	70 66					
				147	N	Eastern Wash.	82 73	143	A	Idaho St.	64 72					
				305	N	Northern Ariz.	77 61	138	A	Weber St.	62 60					
				205	A	North Dakota	80 61	216	H	Montana St.	62 53					
				38	A	Northern Colo.	60 63	234	H	Montana	70 53					
				305	H	Northern Ariz.	68 59	147	A	Eastern Wash.	57 64					

Non-Div I Games: Northwest (WA) 63 60 Multnomah 95 32

Portland St.

Average RPI Win: 293		WON-LOST RECORD	WINNING PCT. RANK	LAST 10 GAMES	STRENGTH OF SCHEDULE	OPP. STRENGTH OF SCHEDULE	TEAM RPI	ADJ. RPI	CONF. RPI	ADJ. CONF. RPI
Average RPI Loss: 194										
DIV. I ONLY		13- 16	214	7- 3	280	348	243	243	32	32
DIV. I NON-CONF.		0- 9	337	0- 0	97	248	308	308	32	32
TOTALS		RPI 1-25	RPI 26-50	W-L RECORDS		RPI 51-100	RPI 101-999	RPI 201+		
13- 16	0- 1		0- 0	OVERALL		0- 1	13- 14	12- 6		
8- 3	0- 0		0- 0	HOME		0- 1	8- 2	7- 1		
5- 11	0- 1		0- 0	AWAY		0- 0	5- 10	5- 4		
0- 2	0- 0		0- 0	NEUTRAL		0- 0	0- 2	0- 1		
0- 9	0- 1		0- 0	NON-CONFERENCE		0- 1	0- 7	0- 3		
0- 1	0- 0		0- 0	HOME		0- 1	0- 0	0- 0		
0- 7	0- 1		0- 0	AWAY		0- 0	0- 6	0- 2		
0- 1	0- 0		0- 0	NEUTRAL		0- 0	0- 1	0- 1		
13- 7	0- 0		0- 0	CONFERENCE		0- 0	13- 7	12- 3		
8- 2	0- 0		0- 0	HOME		0- 0	8- 2	7- 1		
5- 4	0- 0		0- 0	AWAY		0- 0	5- 4	5- 2		
0- 1	0- 0		0- 0	NEUTRAL		0- 0	0- 1	0- 0		

RPI	S	Opponent	Score
17	A	Texas A&M	70-98

RPI	S	Opponent	Score
186 N	H	Southern U.	76-84
296 H	H	Jackson St.	66-64
186 A	H	Southern U.	58-96
293 A	H	Alcorn	96-76
308 H	H	Alabama A&M	84-73
317 H	H	Alabama St.	69-63

RPI	S	Opponent	Score
99	H	Rice	68-88

RPI	S	Opponent	Score
108 A	A	Colorado St.	59-71
126 A	A	Texas St.	57-84
134 A	A	Bethune-Cookman	52-77
163 A	A	Clemson	58-64
186 A	A	Southern U.	58-96
186 H	N	Southern U.	69-62
186 N	N	Southern U.	76-84
195 A	A	Grambling	79-81
195 H	H	Grambling	68-75
227 N	N	A&M-Corpus Christi	62-72
232 A	A	Texas Southern	61-56
232 H	H	Texas Southern	65-48
249 A	A	Texas Tech	60-89
293 A	A	Alcorn	96-76
293 H	H	Alcorn	72-73
296 A	A	Jackson St.	61-70
296 H	H	Jackson St.	85-73
296 H	H	Jackson St.	66-64
307 A	A	UTRGV	62-78
308 A	A	Alabama A&M	55-48
308 H	H	Alabama A&M	84-73
317 A	A	Alabama St.	68-70
317 H	H	Alabama St.	69-63
331 A	A	Ark.-Pine Bluff	89-72
331 H	H	Ark.-Pine Bluff	64-52
341 A	A	Mississippi Val.	75-74
341 H	H	Mississippi Val.	78-73

RPI	S	Opponent	Score
Team's RPI:	243		

Non-Div I Games:	Texas-Tyler	99	56	Arlington Baptist	116	73
------------------	-------------	----	----	-------------------	-----	----

Prairie View

Loss, Non-Conf, S Site, H Home A Away N Neutral

Average RPI Win: 261		WON-LOST	WINNING	LAST 10	STRENGTH OF		OPP. STRENGTH	TEAM	ADJ.	CONF.	ADJ CONF.
Loss: 175		RECORD	PCT. RANK	GAMES	SCHEDULE		OF SCHEDULE	RPI	RPI	RPI	RPI
DIV. I ONLY		12- 18	228	5- 5	249		279	248	248	27	27
DIV. I NON-CONF.		3- 8	264	0- 0	197		151	253	253	28	28
TOTALS		RPI 1-25	RPI 26-50	W-L RECORDS		RPI 51-100	RPI 101-999	RPI 201+			
12- 18	0- 2	0- 0		OVERALL		0- 3	12- 13	10- 7			
7- 6	0- 0	0- 0		HOME		0- 1	7- 5	5- 4			
5- 11	0- 0	0- 0		AWAY		0- 1	5- 1	5- 0			
0- 1	0- 0	0- 0		NEUTRAL		0- 0	0- 1	0- 0			
3- 8	0- 2	0- 0		NON-CONFERENCE		0- 1	3- 5	2- 3			
2- 2	0- 0	0- 0		HOME		0- 0	2- 2	1- 2			
1- 6	0- 2	0- 0		AWAY		0- 1	1- 3	1- 1			
0- 0	0- 0	0- 0		NEUTRAL		0- 0	0- 0	0- 0			
9- 10	0- 0	0- 0		CONFERENCE		0- 2	9- 8	8- 4			
5- 4	0- 0	0- 0		HOME		0- 1	5- 3	4- 2			
4- 5	0- 0	0- 0		AWAY		0- 1	4- 4	4- 2			
0- 1	0- 0	0- 0		NEUTRAL		0- 0	0- 1	0- 0			

RPI 1-25			
RPI	S	Opponent	Score
8	A	UCLA	40 76
14	A	Duke	45 79
RPI 26-50			
RPI	S	Opponent	Score
RPI 51-100			
RPI	S	Opponent	Score
67	A	Belmont	48 90
81	A	Li berty	55 63
81	H	Li berty	64 76
RPI 101+			
RPI	S	Opponent	Score
110	A	Chattanooga	51 71
114	A	North Carol i na	56 91
124	A	Radford	55 93
124	H	Radford	40 64
183	H	Furman	76 75
187	A	High Point	55 81
187	H	High Point	62 55
187	N	High Point	60 62
210	A	UNC Asheville	76 74
210	H	UNC Asheville	72 63
223	H	UNCG	57 64
226	A	Gardner-Webb	60 50
226	H	Gardner-Webb	72 69
257	A	Campbel l	40 53
257	H	Campbel l	65 59
269	A	San Diego St.	50 77
300	H	Kennesaw St.	51 60
303	A	USC Upstate	83 69
319	A	Charleston So.	81 58
319	H	Charleston So.	61 64
321	H	N.C. Central	69 60
343	A	Winthrop	64 58
343	H	Winthrop	78 45
344	A	Longwood	56 66
344	H	Longwood	60 75
LAST 12 Division I GAMES:			
187	N	High Point	60 62
319	A	Charleston So.	81 58
210	H	UNC Asheville	72 63
124	H	Radford	40 64
226	A	Gardner-Webb	60 50
187	H	High Point	62 55
257	A	Campbel l	40 53
344	H	Longwood	60 75
343	A	Winthrop	64 58
81	A	Li berty	55 63
319	H	Charleston So.	61 64
210	A	UNC Asheville	76 74

Non-Div I Games:

Presbyteri an

■ Loss, ■ Non-Conf, S Site, H Home A Away N Neutral

Average RPI Win:	152	WON-LOST	WINNING	LAST 10	STRENGTH OF	OPP. STRENGTH	TEAM	ADJ.	CONF.	ADJ CONF.
Average RPI Loss:	51	RECORD	PCT. RANK	GAMES	SCHEDULE	OF SCHEDULE	RPI	RPI	RPI	RPI
DIV. I ONLY	24- 6	16	8- 2	69	88	29	29	9	9	
DIV. I NON-CONF.	10- 4	62	0- 1	112	45	65	65	9	9	

TOTALS	RPI 1-25	RPI 26-50	W-L RECORDS	RPI 51-100	RPI 101-999	RPI 201+				
24- 6	0- 1	1- 2	OVERALL	7- 3	16- 0	7- 0				
10- 2	0- 0	0- 1	HOME	4- 1	6- 0	3- 0				
11- 3	0- 0	1- 1	AWAY	2- 2	8- 0	4- 0				
3- 1	0- 1	0- 0	NEUTRAL	1- 0	2- 0	0- 0				
10- 4	0- 1	1- 2	NON-CONFERENCE	1- 1	8- 0	3- 0				
3- 2	0- 0	0- 1	HOME	1- 1	2- 0	1- 0				
5- 1	0- 0	1- 1	AWAY	0- 0	4- 0	2- 0				
2- 1	0- 1	0- 0	NEUTRAL	0- 0	2- 0	0- 0				
14- 2	0- 0	0- 0	CONFERENCE	6- 2	8- 0	4- 0				
7- 0	0- 0	0- 0	HOME	3- 0	4- 0	2- 0				
6- 2	0- 0	0- 0	AWAY	2- 2	4- 0	2- 0				
1- 0	0- 0	0- 0	NEUTRAL	1- 0	0- 0	0- 0				

RPI 1-25				RPI 26-50				Team's RPI: 29				RPI 51-100				RPI 101+			
RPI	S	Opponent	Score	RPI	S	Opponent	Score	RPI	S	Opponent	Score	RPI	S	Opponent	Score	RPI	S	Opponent	Score
18	N	Maryl and	57 77	26	H	Vi l l anova	59 62	61	A	Penn	70 55	110	N	Chattanooga	59 49				
				33	A	Qui nni pi ac	60 46	61	A	Penn	63 34	119	H	Del aware	78 60				
				42	A	Rutgers	50 70	61	H	Penn	60 40	121	A	Dartmouth	79 67				
								62	A	Harvard	58 72	121	H	Dartmouth	82 63				
								62	H	Harvard	80 47	131	N	Saint Joseph's	63 54				
								65	H	Georgi a Tech	56 67	132	A	Seton Hall	85 83				
								78	H	George Washi ngton	72 52	172	A	Brown	77 62				
								90	A	Yal e	59 73	172	H	Brown	79 44				
								90	H	Yal e	64 53	188	A	Davi dson	63 57				
								90	N	Yal e	78 57	213	A	Col umbi a	74 46				
												213	H	Col umbi a	69 47				
												237	A	Lafayette	53 45				
												266	A	Cornel I	72 40				
												266	H	Cornel I	75 54				
												323	H	UMBC	77 40				
												328	A	Wagner	58 37				

LAST 12 Division I GAMES:																			
18	N	Maryl and	57 77	121	A	Dartmouth	79 67												
61	A	Penn	63 34	213	A	Col umbi a	74 46												
90	N	Yal e	78 57	266	A	Cornel I	72 40												
90	H	Yal e	64 53	61	H	Penn	60 40												
172	H	Brown	79 44	121	H	Dartmouth	82 63												
62	A	Harvard	58 72	62	H	Harvard	80 47												

Non-Div I Games:

Princeton

Average RPI	Win:	179	WON-LOST	WINNING	LAST 10	STRENGTH OF	OPP. STRENGTH	TEAM	ADJ.	CONF.	ADJ CONF.
Average RPI	Loss:	98	RECORD	PCT. RANK	GAMES	SCHEDULE	OF SCHEDULE	RPI	RPI	RPI	RPI
DIV. I ONLY		10- 21	268	2- 8	144	71	218	218	6	6	
DIV. I NON-CONF.		7- 5	122	0- 0	280	165	186	186	6	6	

TOTALS	RPI 1-25		RPI 26-50		W-L RECORDS		RPI 51-100		RPI 101-999		RPI 201+
10- 21	0- 4		0- 5		OVERALL		4- 3		6- 9		5- 3
4- 10	0- 2		0- 2		HOME		1- 2		3- 4		3- 1
3- 10	0- 2		0- 3		AWAY		2- 1		1- 4		0- 2
3- 1	0- 0		0- 0		NEUTRAL		1- 0		2- 1		2- 0
7- 5	0- 0		0- 1		NON-CONFERENCE		2- 1		5- 3		4- 2
2- 3	0- 0		0- 0		HOME		0- 1		2- 2		2- 1
2- 2	0- 0		0- 1		AWAY		1- 0		1- 1		0- 1
3- 0	0- 0		0- 0		NEUTRAL		1- 0		2- 0		2- 0
3- 16	0- 4		0- 4		CONFERENCE		2- 2		1- 6		1- 1
2- 7	0- 2		0- 2		HOME		1- 1		1- 2		1- 0
1- 8	0- 2		0- 2		AWAY		1- 1		0- 3		0- 1
0- 1	0- 0		0- 0		NEUTRAL		0- 0		0- 1		0- 0

RPI	S	Opponent	Score	RPI	S	Opponent	Score	RPI	S	Opponent	Score	RPI	S	Opponent	Score	Team's RPI: 218
21	A	Marquette	61 94	26	A	Villanova	43 70	71	A	St. John's (NY)	49 44	125	A	Butler	57 68	
21	H	Marquette	60 77	26	H	Villanova	55 63	71	H	St. John's (NY)	70 68	125	H	Butler	48 69	
22	A	DePaul	47 81	33	A	Quinnipiac	36 62	90	A	Yale	55 51	125	N	Butler	67 73	
22	H	DePaul	48 71	43	A	Creighton	56 73	92	N	Wright St.	74 69	132	A	Seton Hall	56 65	
				43	H	Creighton	84 87	98	A	Georgetown	48 74	132	H	Seton Hall	56 65	
								98	H	Georgetown	43 75	155	A	Northeastern	98 95	
								100	H	Penn St.	51 60	172	H	Brown	59 64	

LAST 12 Division I GAMES:																
125	N	Butler	67 73	22	A	DePaul	47 81									
98	A	Georgetown	48 74	21	A	Marquette	61 94									
26	A	Villanova	43 70	71	H	St. John's (NY)	70 68									
224	H	Xavier	69 48	132	H	Seton Hall	56 65									
125	H	Butler	48 69	125	A	Butler	57 68									
43	H	Creighton	84 87	224	A	Xavier	59 68									

Non-Div I Games:

Providence

Average RPI Win:	125	WON-LOST	WINNING	LAST 10	STRENGTH OF	OPP. STRENGTH	TEAM	ADJ.	CONF.	ADJ CONF.
Average RPI Loss:	56	RECORD	PCT. RANK	GAMES	SCHEDULE	OF SCHEDULE	RPI	RPI	RPI	RPI
DIV. I ONLY	20- 14	115	4- 6	21	64	48	48	3	3	
DIV. I NON-CONF.	11- 5	75	2- 0	22	136	38	38	4	4	

TOTALS	RPI 1-25	RPI 26-50	W-L RECORDS	RPI 51-100	RPI 101-999	RPI 201+				
20- 14	3- 1	2- 6	OVERALL	5- 5	10- 2	5- 0				
11- 5	0- 0	1- 2	HOME	3- 2	7- 1	3- 0				
8- 7	3- 1	1- 3	AWAY	2- 2	2- 1	2- 0				
1- 2	0- 0	0- 1	NEUTRAL	0- 1	1- 0	0- 0				
11- 5	1- 0	0- 0	NON-CONFERENCE	4- 3	6- 2	2- 0				
6- 2	0- 0	0- 0	HOME	2- 1	4- 1	1- 0				
4- 2	1- 0	0- 0	AWAY	2- 1	1- 1	1- 0				
1- 1	0- 0	0- 0	NEUTRAL	0- 1	1- 0	0- 0				
9- 9	2- 1	2- 6	CONFERENCE	1- 2	4- 0	3- 0				
5- 3	0- 0	1- 2	HOME	1- 1	3- 0	2- 0				
4- 5	2- 1	1- 3	AWAY	0- 1	1- 0	1- 0				
0- 1	0- 0	0- 1	NEUTRAL	0- 0	0- 0	0- 0				

RPI 1-25				RPI 26-50				Team's RPI: 48				RPI 51-100				RPI 101+			
RPI	S	Opponent	Score	RPI	S	Opponent	Score	RPI	S	Opponent	Score	RPI	S	Opponent	Score	RPI	S	Opponent	Score
7	A	Ohio St.	60 73	34	A	Michigan	81 79	55	N	Southern California	46 58	102	H	Lamar University	79 64				
15	A	Central Mich.	79 69	36	H	Minnesota	74 78	57	A	Ball St.	77 72	109	A	Utah	68 81				
18	A	Maryland	75 65	40	A	Indiana	51 73	57	H	Ball St.	60 66	120	H	Ohio	71 77				
24	A	Iowa	76 70	40	A	Indiana	54 72	64	H	Michigan St.	68 82	147	H	Eastern Wash.	65 40				
				40	H	Indiana	44 52	65	A	Georgia Tech	55 68	158	H	UT Martin	60 58				
				42	A	Rutgers	50 58	68	A	Nebraska	51 75	161	N	Marist	61 47				
				42	H	Rutgers	47 33	79	H	Saint Mary's (CA)	70 60	177	H	Northwestern	63 60				
				42	N	Rutgers	60 62	83	H	Miami (OH)	75 66	206	H	Wisconsin	57 35				
								91	A	IUPUI	48 46	233	A	Illinois	73 54				
								100	H	Penn St.	88 73	233	H	Illinois	64 51				
												253	A	Hawaii	79 67				
												291	H	Valparaiso	95 49				
LAST 12 Division I GAMES:																			
40	A	Indiana	51 73	7	A	Ohio St.	60 73	18	A	Maryland	75 65	40	H	Indiana	44 52				
57	A	Ball St.	77 72	36	H	Minnesota	74 78	57	H	Ball St.	60 66	64	H	Michigan St.	68 82				
91	A	IUPUI	48 46	40	A	Indiana	51 73	64	H	Michigan St.	68 82	65	A	Georgia Tech	55 68				
42	N	Rutgers	60 62	40	H	Indiana	44 52	68	A	Nebraska	51 75	79	H	Saint Mary's (CA)	70 60				
64	H	Michigan St.	68 82	42	A	Rutgers	50 58	83	H	Miami (OH)	75 66	91	A	IUPUI	48 46				
233	H	Illinois	64 51	42	H	Rutgers	47 33	100	H	Penn St.	88 73	102	H	Lamar University	79 64				

Non-Div I Games:

Purdue

3- 0				0- 0				NEUTRAL				0- 0				3- 0				2- 0											
RPI 1-25								RPI 26-50								RPI 51-100								RPI 101+							
RPI	S	Opponent	Score	RPI	S	Opponent	Score	RPI	S	Opponent	Score	RPI	S	Opponent	Score	RPI	S	Opponent	Score												
2	A	UConn	46 71	29	H	Princeton	46 60	56	N	Mi ami (FL)	86 72	156	A	Hampton	64 58																
7	A	Ohio St.	63 95	38	H	Northern Colo.	60 49	64	A	Mi chigan St.	55 74	161	A	Mari st	80 74																
15	A	Central Mi ch.	84 70	44	H	Dayton	72 66					161	H	Mari st	62 56																
23	N	Mi ssouri	51 66									161	N	Mari st	67 58																
24	A	Iowa	67 83									203	A	Si ena	83 72																
												203	H	Si ena	68 54																
												204	A	Ri chmond	81 65																
												218	H	Provi dence	62 36																
												230	A	Ni agara	84 55																
												230	H	Ni agara	77 61																
												254	A	Ri der	80 59																
												254	H	Ri der	73 66																
												254	N	Ri der	82 62																
												264	A	Manhattan	80 64																
												274	A	Fai rfi el d	58 39																
												274	H	Fai rfi el d	77 45																
												284	A	Monmouth	76 55																
												284	H	Monmouth	77 57																
												284	N	Monmouth	83 44																
												285	A	Can i si us	84 55																
												285	H	Can i si us	64 39																
												342	A	I ona	74 38																
												342	H	I ona	90 47																
												347	H	Sai nt Peter' s	86 39																
LAST 12 Di vi si on I GAMES:																															
56	N	Mi ami (FL)	86 72	254	A	Ri der	80 59																								
161	N	Mari st	67 58	161	A	Mari st	80 74																								
2	A	UConn	46 71	203	A	Si ena	83 72																								
254	N	Ri der	82 62	285	H	Can i si us	64 39																								
284	N	Monmouth	83 44	342	H	I ona	90 47																								
284	H	Monmouth	77 57	274	A	Fai rfi el d	58 39																								

Non-Div I Games:

Average RPI Win:	289	WON-LOST	WINNING	LAST 10	STRENGTH OF	OPP. STRENGTH	TEAM	ADJ.	CONF.	ADJ CONF.
Average RPI Loss:	161	RECORD	PCT. RANK	GAMES	SCHEDULE	OF SCHEDULE	RPI	RPI	RPI	RPI
DIV. I ONLY	3- 26	337	0- 10	216	179	334	334	11	11	
DIV. I NON-CONF.	2- 10	300	0- 0	234	257	314	314	10	10	

TOTALS	RPI 1-25	RPI 26-50	W-L RECORDS	RPI 51-100	RPI 101-999	RPI 201+				
3- 26	0- 0	0- 2	OVERALL	0- 6	3- 18	3- 9				
3- 9	0- 0	0- 1	HOME	0- 0	3- 8	3- 5				
0- 16	0- 0	0- 1	AWAY	0- 6	0- 9	0- 3				
0- 1	0- 0	0- 0	NEUTRAL	0- 0	0- 1	0- 1				
2- 10	0- 0	0- 1	NON-CONFERENCE	0- 2	2- 7	2- 3				
2- 2	0- 0	0- 1	HOME	0- 0	2- 1	2- 1				
0- 7	0- 0	0- 0	AWAY	0- 2	0- 5	0- 1				
0- 1	0- 0	0- 0	NEUTRAL	0- 0	0- 1	0- 1				
1- 16	0- 0	0- 1	CONFERENCE	0- 4	1- 11	1- 6				
1- 7	0- 0	0- 0	HOME	0- 0	1- 7	1- 4				
0- 9	0- 0	0- 1	AWAY	0- 4	0- 4	0- 2				
0- 0	0- 0	0- 0	NEUTRAL	0- 0	0- 0	0- 0				

RPI 1-25				RPI 26-50				RPI 51-100				RPI 101+ Team's RPI: 334			
RPI	S	Opponent	Score	RPI	S	Opponent	Score	RPI	S	Opponent	Score	RPI	S	Opponent	Score
36	H	Minnesota	60 82	61	A	Penn	66 84	106	H	George Mason	53 92				
44	A	Dayton	58 116	64	A	Michigan St.	38 82	121	A	Dartmouth	54 70				
				72	A	Duquesne	71 80	127	H	Saint Louis	66 70				
				75	A	Fordham	53 75	131	A	Saint Joseph's	46 64				
				75	A	Fordham	64 76	161	A	Marist	42 64				
				78	A	George Washington	52 65	164	A	Samford	37 67				
								166	A	Jacksonville St.	53 63				
								188	A	Davidson	67 77				
								188	H	Davidson	67 79				
								204	H	Richmond	53 74				
								218	A	Providence	41 65				
								242	H	Holy Cross	63 69				
								246	H	La Salle	72 63				
								260	A	St. Bonaventure	70 81				
								260	H	St. Bonaventure	72 77				
								274	H	Fairfield	62 47				
								277	A	Massachusetts	50 87				
								277	H	Massachusetts	59 61				
								281	H	VCU	49 61				
								298	N	Bryant	52 58				
								348	H	UMass Lowell	81 64				
LAST 12 Division I GAMES:															
75	A	Fordham	53 75	75	A	Fordham	64 76								
277	A	Massachusetts	50 87	188	H	Davidson	67 79								
260	H	St. Bonaventure	72 77	277	H	Massachusetts	59 61								
72	A	Duquesne	71 80	78	A	George Washington	52 65								
127	H	Saint Louis	66 70	246	H	La Salle	72 63								
131	A	Saint Joseph's	46 64	260	A	St. Bonaventure	70 81								

Non-Div I Games: Southern Conn. St. 57 62

Rhode Island

Average RPI Win:	228	WON-LOST	WINNING	LAST 10	STRENGTH OF	OPP. STRENGTH	TEAM	ADJ.	CONF.	ADJ CONF.
Average RPI Loss:	139	RECORD	PCT. RANK	GAMES	SCHEDULE	OF SCHEDULE	RPI	RPI	RPI	RPI
DIV. I ONLY	23- 10	60	5- 5	253	205	99	99	18	18	
DIV. I NON-CONF.	11- 3	37	1- 1	301	267	96	96	20	20	

TOTALS	RPI 1-25	RPI 26-50	W-L RECORDS	RPI 51-100	RPI 101-999	RPI 201+				
23- 10	0- 1	0- 0	OVERALL	2- 3	21- 6	15- 2				
13- 1	0- 0	0- 0	HOME	2- 0	11- 1	8- 0				
8- 8	0- 1	0- 0	AWAY	0- 2	8- 5	6- 2				
2- 1	0- 0	0- 0	NEUTRAL	0- 1	2- 0	1- 0				
11- 3	0- 1	0- 0	NON-CONFERENCE	1- 1	10- 1	9- 0				
6- 0	0- 0	0- 0	HOME	1- 0	5- 0	4- 0				
5- 3	0- 1	0- 0	AWAY	0- 1	5- 1	5- 0				
0- 0	0- 0	0- 0	NEUTRAL	0- 0	0- 0	0- 0				
12- 7	0- 0	0- 0	CONFERENCE	1- 2	11- 5	6- 2				
7- 1	0- 0	0- 0	HOME	1- 0	6- 1	4- 0				
3- 5	0- 0	0- 0	AWAY	0- 1	3- 4	1- 2				
2- 1	0- 0	0- 0	NEUTRAL	0- 1	2- 0	1- 0				

R
i
c
eR
i
c
e

RPI 1-25				RPI 26-50				RPI 51-100				Team's RPI : 99				RPI 101+			
RPI	S	Opponent	Score	RPI	S	Opponent	Score	RPI	S	Opponent	Score	RPI	S	Opponent	Score	RPI	S	Opponent	Score
17	A	Texas A&M	76 82					58	H	Western Ky.	73 58	113	A	Middle Tenn.	41 51				
								74	A	UAB	63 70	113	N	Middle Tenn.	61 53				
								74	N	UAB	55 67	126	H	Texas St.	71 60				
								85	H	Little Rock	58 51	141	A	Louisiana Tech	55 75				
								89	A	New Mexico	73 93	141	H	Louisiana Tech	62 70				
												173	A	Charlotte	62 55				
												176	H	UTEP	56 42				
												182	A	Kansas	65 73				
												201	A	North Texas	50 49				
												201	H	North Texas	47 45				
												213	H	Columbia	67 44				
												217	H	Southern Miss.	62 56				
												227	A	A&M-Corpus Christi	67 56				
												241	A	Fla. Atlantic	67 53				
												243	A	Prairie View	88 68				
												251	A	Grand Canyon	69 59				
												258	A	UTSA	58 62				
												258	H	UTSA	83 52				
												279	H	Old Dominion	53 45				
												279	N	Old Dominion	70 48				
												299	A	FIU	58 68				
												305	A	Northern Ariz.	88 83				
												310	H	Houston Baptist	67 45				
												311	H	Marshall	87 44				
												314	H	Incarnate Word	60 43				
												336	A	Sam Houston St.	79 50				
												338	H	La. -Monroe	63 47				
LAST 12 Division I GAMES:																			
				89	A	New Mexico	73 93	141	H	Louisiana Tech	62 70								
				126	H	Texas St.	71 60	258	A	UTSA	58 62								
				74	N	UAB	55 67	311	H	Marshall	87 44								
				113	N	Middle Tenn.	61 53	113	A	Middle Tenn.	41 51								
				279	N	Old Dominion	70 48	74	A	UAB	63 70								
				201	H	North Texas	47 45	58	H	Western Ky.	73 58								

Non-Div I Games:

Rice

Ri chmond					Through Games Of April 1, 2018						
Average RPI	Win:	250	WON-LOST	WINNING	LAST 10	STRENGTH OF	OPP. STRENGTH	TEAM	ADJ.	CONF.	ADJ CONF.
Average RPI	Loss:	121	RECORD	PCT. RANK	GAMES	SCHEDULE	OF SCHEDULE	RPI	RPI	RPI	RPI
DIV. I ONLY		14- 17	206	7- 3	206	170	204	204	11	11	
DIV. I NON-CONF.		5- 8	219	0- 0	193	231	212	212	10	10	

TOTALS		RPI 1-25		RPI 26-50	W-L RECORDS		RPI 51-100	RPI 101-999		RPI 201+	
14- 17		0- 0		0- 3	OVERALL		1- 4	13- 10		11- 2	
3- 10		0- 0		0- 2	HOME		0- 3	3- 5		2- 1	
10- 3		0- 0		0- 0	AWAY		1- 0	9- 0		8- 0	
1- 4		0- 0		0- 1	NEUTRAL		0- 1	1- 2		1- 0	
5- 8		0- 0		0- 1	NON-CONFERENCE		0- 2	5- 5		4- 1	
0- 4		0- 0		0- 1	HOME		0- 1	0- 2		0- 0	
4- 1		0- 0		0- 0	AWAY		0- 0	4- 1		3- 1	
1- 3		0- 0		0- 0	NEUTRAL		0- 1	1- 2		1- 0	
9- 9		0- 0		0- 2	CONFERENCE		1- 2	8- 5		7- 1	
3- 6		0- 0		0- 1	HOME		0- 2	3- 3		2- 1	
6- 2		0- 0		0- 0	AWAY		1- 0	5- 2		5- 0	
0- 1		0- 0		0- 1	NEUTRAL		0- 0	0- 0		0- 0	

RPI 1-25				RPI 26-50				RPI 51-100				RPI 101+ Team's RPI: 204			
RPI	S	Opponent	Score	RPI	S	Opponent	Score	RPI	S	Opponent	Score	RPI	S	Opponent	Score
				33	H	Qui nni pi ac	65 81	72	H	Duquesne	70 78	106	A	George Mason	56 77
				44	H	Dayton	59 66	75	H	Fordham	38 43	111	H	Wake Forest	81 85
				44	N	Dayton	58 67	76	H	Navy	56 76	127	H	Saint Louis	61 79
								78	A	George Washington	49 36	131	A	Saint Joseph's	72 81
								92	N	Wright St.	69 85	134	N	Bethune-Cookman	50 63
												157	H	William & Mary	64 78
												180	N	Florida	80 87
												188	H	Davi dson	65 68
												188	H	Davi dson	62 53
												198	A	East Carolina	65 64
												208	A	Stetson	67 72
												213	A	Col umbi a	85 79
												246	A	La Salle	60 57
												246	H	La Salle	77 51
												260	A	St. Bonaventure	79 57
												274	A	Fai rfield	72 67
												277	A	Massachusetts	51 39
												277	H	Massachusetts	49 58
												279	A	Old Domini on	54 45
												281	A	VCU	77 68
												281	H	VCU	59 54
												334	A	Rhode Island	74 53
												340	N	Savannah St.	100 63
LAST 12 Di vi si on I GAMES:															
				44	N	Dayton	58 67	246	A	La Salle	60 57				
				188	H	Davi dson	62 53	72	H	Duquesne	70 78				
				78	A	George Washi ngton	49 36	277	A	Massachusetts	51 39				
				277	H	Massachusetts	49 58	281	A	VCU	77 68				
				281	H	VCU	59 54	44	H	Dayton	59 66				
				260	A	St. Bonaventure	79 57	75	H	Fordham	38 43				

Non-Di v I Games:

Ri chmond

Through Games Of April 17, 2018												
Average RPI	Win:	Loss:	WON-LOST RECORD	WINNING PCT.	RANK	LAST 10 GAMES	STRENGTH OF SCHEDULE	OPP. STRENGTH OF SCHEDULE	TEAM RPI	ADJ. RPI	CONF. RPI	ADJ CONF. RPI
DIV. I ONLY	295		14- 17	206		6- 4	314	301	254	254	28	28
DIV. I NON-CONF.	167		3- 8	264		0- 0	300	284	291	291	26	26

TOTALS	RPI 1-25			RPI 26-50			W-L RECORDS	RPI 51-100	RPI 101-999		RPI 201+	
14- 17	0- 0			0- 3			OVERALL	0- 2	14- 12		14- 7	
6- 7	0- 0			0- 1			HOME	0- 1	6- 5		6- 3	
7- 8	0- 0			0- 1			AWAY	0- 1	7- 6		7- 4	
1- 2	0- 0			0- 1			NEUTRAL	0- 0	1- 1		1- 0	
3- 8	0- 0			0- 0			NON-CONFERENCE	0- 2	3- 6		3- 3	
1- 3	0- 0			0- 0			HOME	0- 1	1- 2		1- 1	
2- 4	0- 0			0- 0			AWAY	0- 1	2- 3		2- 2	
0- 1	0- 0			0- 0			NEUTRAL	0- 0	0- 1		0- 0	
11- 9	0- 0			0- 3			CONFERENCE	0- 0	11- 6		11- 4	
5- 4	0- 0			0- 1			HOME	0- 0	5- 3		5- 2	
5- 4	0- 0			0- 1			AWAY	0- 0	5- 3		5- 2	
1- 1	0- 0			0- 1			NEUTRAL	0- 0	1- 0		1- 0	

[illegible]

Non-Div I Games:

Ri der

Loss, Non-Conf, S Site, H Home A Away N Neutral

Average RPI Win:	263	WON-LOST	WINNING	LAST 10	STRENGTH OF	OPP. STRENGTH	TEAM	ADJ.	CONF.	ADJ CONF.
Average RPI Loss:	135	RECORD	PCT. RANK	GAMES	SCHEDULE	OF SCHEDULE	RPI	RPI	RPI	RPI
DIV. I ONLY	24- 8	39	8- 2	317	271	123	123	29	29	
DIV. I NON-CONF.	6- 5	149	0- 1	290	142	197	197	29	29	

TOTALS	RPI 1-25	RPI 26-50	W-L RECORDS	RPI 51-100	RPI 101-999	RPI 201+				
24- 8	0- 0	0- 0	OVERALL	1- 4	23- 4	21- 2				
14- 2	0- 0	0- 0	HOME	1- 0	13- 2	12- 1				
10- 5	0- 0	0- 0	AWAY	0- 4	10- 1	9- 1				
0- 1	0- 0	0- 0	NEUTRAL	0- 0	0- 1	0- 0				
6- 5	0- 0	0- 0	NON-CONFERENCE	0- 2	6- 3	4- 1				
3- 2	0- 0	0- 0	HOME	0- 0	3- 2	2- 1				
3- 2	0- 0	0- 0	AWAY	0- 2	3- 0	2- 0				
0- 1	0- 0	0- 0	NEUTRAL	0- 0	0- 1	0- 0				
18- 3	0- 0	0- 0	CONFERENCE	1- 2	17- 1	17- 1				
11- 0	0- 0	0- 0	HOME	1- 0	10- 0	10- 0				
7- 3	0- 0	0- 0	AWAY	0- 2	7- 1	7- 1				
0- 0	0- 0	0- 0	NEUTRAL	0- 0	0- 0	0- 0				

RPI 1-25				RPI 26-50				RPI 51-100				RPI 101+ Team's RPI: 123					
RPI	S	Opponent	Score	RPI	S	Opponent	Score	RPI	S	Opponent	Score	RPI	S	Opponent	Score		
								59	A	Drexel	44	57	136	N	San Francisco	45	57
								64	A	Michigan St.	58	100	146	A	Cal Poly	66	50
								93	A	Saint Francis (PA)	47	68	149	H	Kent St.	31	46
								93	A	Saint Francis (PA)	56	66	154	H	Youngstown St.	84	52
								93	H	Saint Francis (PA)	63	62	213	H	Bowling Green	62	64
													237	H	Lafayette	63	42
													247	A	Sacred Heart	91	57
													247	H	Sacred Heart	60	49
													256	A	Northern Ky.	59	50
													261	A	LIU Brooklyn	55	44
													261	H	LIU Brooklyn	60	53
													261	H	LIU Brooklyn	74	44
													275	A	St. Francis Brooklyn	47	49
													275	H	St. Francis Brooklyn	59	36
													280	A	Fairleigh Dickinson	77	68
													280	H	Fairleigh Dickinson	62	49
													284	H	Monmouth	56	38
													287	A	Central Conn. St.	67	51
													287	H	Central Conn. St.	66	47
													287	H	Central Conn. St.	60	54
													292	A	Mt. St. Mary's	77	68
													292	H	Mt. St. Mary's	66	54
													298	A	Bryant	67	61
													298	H	Bryant	72	49
													328	A	Wagner	58	52
													328	H	Wagner	49	46
													333	A	Delaware St.	65	42

LAST 12 Division I GAMES:																	
								59	A	Drexel	44	57	287	A	Central Conn. St.	67	51
								93	A	Saint Francis (PA)	56	66	298	A	Bryant	67	61
								261	H	LIU Brooklyn	74	44	247	H	Sacred Heart	60	49
								287	H	Central Conn. St.	60	54	280	H	Fairleigh Dickinson	62	49
								292	H	Mt. St. Mary's	66	54	275	A	St. Francis Brooklyn	47	49
								328	H	Wagner	49	46	261	A	LIU Brooklyn	55	44

Non-Div I Games: Clarion 67 60

Robert Morris

■ Loss,
 ■ Non-Conf,
 ■ S Site,
 ■ Home
 ■ A Away
 N Neutral

Average RPI Win: 109

Average RPI Loss: 53

WON-LOST
RECORDWINNING
PCT. RANKLAST 10
GAMESSTRENGTH OF
SCHEDULEOPP. STRENGTH
OF SCHEDULETEAM
RPIADJ.
RPICONF.
RPIADJ CONF.
RPIDIV. I ONLY
DIV. I NON-CONF.20- 12
12- 295
133- 7
0- 024
5014
2442
1542
153
43
4

TOTALS

RPI 1-25

RPI 26-50

W-L RECORDS

RPI 51-100

RPI 101-999

RPI 201+

20- 12

1- 6

6- 2

OVERALL

4- 2

9- 2

4- 0

13- 3

1- 2

5- 0

HOME

2- 1

5- 0

3- 0

5- 6

0- 2

0- 2

AWAY

2- 1

3- 1

1- 0

2- 3

0- 2

1- 0

NEUTRAL

0- 0

1- 1

0- 0

12- 2

1- 1

2- 0

NON-CONFERENCE

2- 0

7- 1

2- 0

8- 0

1- 0

2- 0

HOME

1- 0

4- 0

2- 0

3- 0

0- 0

0- 0

AWAY

1- 0

2- 0

0- 0

1- 2

0- 1

0- 0

NEUTRAL

0- 0

1- 1

0- 0

8- 10

0- 5

4- 2

CONFERENCE

2- 2

2- 1

2- 0

5- 3

0- 2

3- 0

HOME

1- 1

1- 0

1- 0

2- 6

0- 2

0- 2

AWAY

1- 1

1- 1

1- 0

1- 1

0- 1

1- 0

NEUTRAL

0- 0

0- 0

0- 0

RPI 1-25

RPI 26-50

Team's RPI: 42

RPI 51-100

RPI 101+

RPI	S	Opponent	Score
7	A	Ohio St.	68 90
7	N	Ohio St.	57 82
10	N	South Carolina	68 78
16	H	NC State	57 53
18	A	Maryland	60 88
18	H	Maryland	54 72
24	H	Iowa	67 77

RPI	S	Opponent	Score
29	H	Princeton	70 50
30	H	Virginia	52 43
34	H	Michigan	63 56
36	H	Minnesota	80 70
40	A	Indiana	58 64
48	A	Purdue	33 47
48	H	Purdue	58 50
48	N	Purdue	62 60

RPI	S	Opponent	Score
64	A	Michigan St.	61 58
68	H	Nebraska	42 52
70	A	James Madison	76 63
80	H	Houston	75 57
100	A	Penn St.	67 70
100	H	Penn St.	70 65

RPI	S	Opponent	Score
101	N	Western Mich.	75 64
111	H	Wake Forest	65 51
116	N	Washington St.	60 63
132	H	Seton Hall	70 45
173	A	Charlotte	77 54
177	A	Northwestern	50 63
192	A	Temple	84 67
203	H	Siena	59 47
206	A	Wisconsin	63 50
233	H	Illinois	76 37
280	H	Fairleigh Dickinson	101 35

LAST 12 Division I GAMES:

7	N	Ohio St.	57 82	7	A	Ohio St.	68 90
48	N	Purdue	62 60	34	H	Michigan	63 56
177	A	Northwestern	50 63	18	A	Maryland	60 88
24	H	Iowa	67 77	40	A	Indiana	58 64
206	A	Wisconsin	63 50	68	H	Nebraska	42 52
18	H	Maryland	54 72	100	A	Penn St.	67 70

Non-Div I Games:

Rutgers

Average RPI Win:	254	WON-LOST	WINNING	LAST 10	STRENGTH OF	OPP. STRENGTH	TEAM	ADJ.	CONF.	ADJ CONF.
Average RPI Loss:	147	RECORD	PCT. RANK	GAMES	SCHEDULE	OF SCHEDULE	RPI	RPI	RPI	RPI
DIV. I ONLY	21- 7	39	7- 3	304	285	112	112	26	26	
DIV. I NON-CONF.	4- 4	169	0- 1	243	293	176	176	25	25	

TOTALS	RPI 1-25	RPI 26-50	W-L RECORDS	RPI 51-100	RPI 101-999	RPI 201+				
21- 7	0- 0	0- 0	OVERALL	1- 1	20- 6	16- 2				
10- 1	0- 0	0- 0	HOME	1- 0	9- 1	8- 0				
8- 5	0- 0	0- 0	AWAY	0- 1	8- 4	6- 2				
3- 1	0- 0	0- 0	NEUTRAL	0- 0	3- 1	2- 0				
4- 4	0- 0	0- 0	NON-CONFERENCE	1- 1	3- 3	3- 2				
2- 0	0- 0	0- 0	HOME	1- 0	1- 0	1- 0				
0- 4	0- 0	0- 0	AWAY	0- 1	0- 3	0- 2				
2- 0	0- 0	0- 0	NEUTRAL	0- 0	2- 0	2- 0				
17- 3	0- 0	0- 0	CONFERENCE	0- 0	17- 3	13- 0				
8- 1	0- 0	0- 0	HOME	0- 0	8- 1	7- 0				
8- 1	0- 0	0- 0	AWAY	0- 0	8- 1	6- 0				
1- 1	0- 0	0- 0	NEUTRAL	0- 0	1- 1	0- 0				

S

F

A

RPI 1-25				RPI 26-50				RPI 51-100				RPI 101+				Team's RPI: 112
RPI	S	Opponent	Score	RPI	S	Opponent	Score	RPI	S	Opponent	Score	RPI	S	Opponent	Score	
								63	H	South Dakota	77 55	102	A	Lamar University	65	79
								87	A	Kansas St.	49 74	102	H	Lamar University	58	75
												106	A	George Mason	75	82
												118	A	Central Ark.	55	50
												118	H	Central Ark.	59	46
												118	N	Central Ark.	70	60
												179	A	Nicholls St.	86	73
												179	N	Nicholls St.	65	69
												216	A	Montana St.	54	59
												227	H	A&M-Corpus Christi	59	58
												231	A	New Orleans	74	67
												234	A	Montana	52	60
												244	A	Abilene Christian	78	52
												244	H	Abilene Christian	66	55
												278	H	McNeese	73	58
												293	N	Alcorn	83	79
												297	H	Southeastern La.	79	67
												310	A	Houston Baptist	76	54
												314	A	Incarnate Word	75	50
												314	H	Incarnate Word	60	49
												317	N	Alabama St.	77	50
												322	H	Coppin St.	72	59
												336	A	Sam Houston St.	72	49
												336	H	Sam Houston St.	75	53
												337	A	Northwestern St.	70	62
												337	H	Northwestern St.	83	48
LAST 12 Division I GAMES:																
106	A	George Mason	75	82	118	A	Central Ark.	55	50							
179	N	Nicholls St.	65	69	314	A	Incarnate Word	75	50							
118	N	Central Ark.	70	60	227	H	A&M-Corpus Christi	59	58							
336	A	Sam Houston St.	72	49	337	H	Northwestern St.	83	48							
244	A	Abilene Christian	78	52	278	H	McNeese	73	58							
102	H	Lamar University	58	75	102	A	Lamar University	65	79							

S

F

A

Non-Div I Games: Howard Payne 105 35 Central Baptist 97 34 Tex. A&M-Commerce 83 61 Cent. Christian (KS) 105 32 SFA

S
I
U
E

SIUE				Through Games Of April 1, 2018						
Average RPI Win:	253	WON-LOST	WINNING	LAST 10	STRENGTH OF	OPP. STRENGTH	TEAM	ADJ.	CONF.	ADJ CONF.
Average RPI Loss:	141	RECORD	PCT. RANK	GAMES	SCHEDULE	OF SCHEDULE	RPI	RPI	RPI	RPI
DIV. I ONLY	17- 15	157	5- 5	186	266	169	169	25	25	
DIV. I NON-CONF.	3- 9	277	0- 1	82	123	219	219	27	27	

TOTALS	RPI 1-25	RPI 26-50	W-L RECORDS	RPI 51-100	RPI 101-999	RPI 201+				
17- 15	0- 2	0- 1	OVERALL	0- 3	17- 9	12- 5				
10- 4	0- 1	0- 0	HOME	0- 1	10- 2	7- 1				
6- 9	0- 1	0- 1	AWAY	0- 2	6- 5	4- 3				
1- 2	0- 0	0- 0	NEUTRAL	0- 0	1- 2	1- 1				
3- 9	0- 2	0- 1	NON-CONFERENCE	0- 1	3- 5	1- 3				
2- 3	0- 1	0- 0	HOME	0- 0	2- 2	1- 1				
1- 5	0- 1	0- 1	AWAY	0- 1	1- 2	0- 1				
0- 1	0- 0	0- 0	NEUTRAL	0- 0	0- 1	0- 1				
14- 6	0- 0	0- 0	CONFERENCE	0- 2	14- 4	11- 2				
8- 1	0- 0	0- 0	HOME	0- 1	8- 0	6- 0				
5- 4	0- 0	0- 0	AWAY	0- 1	5- 3	4- 2				
1- 1	0- 0	0- 0	NEUTRAL	0- 0	1- 1	1- 0				

S
I
U
E

RPI 1-25				RPI 26-50				RPI 51-100				RPI 101+ Team's RPI: 169			
RPI	S	Opponent	Score	RPI	S	Opponent	Score	RPI	S	Opponent	Score	RPI	S	Opponent	Score
15	H	Central Mich.	56 94	45	A	FGCU	49 66	67	A	Bel mont	64 86	118	A	Central Ark.	39 51
23	A	Missouri	48 78					67	H	Bel mont	55 72	127	H	Saint Louis	79 72
								68	A	Nebraska	53 62	148	H	Northern Ill.	75 86
												158	A	UT Martin	64 72
												158	H	UT Martin	73 70
												158	N	UT Martin	67 69
												166	H	Jacksonville St.	65 41
												171	A	Southern Ill.	57 53
												193	A	Morehead St.	66 51
												208	H	Stetson	61 65
												228	A	Southeast Mo. St.	62 72
												228	H	Southeast Mo. St.	65 57
												229	N	Akron	58 59
												245	A	Illinois St.	47 62
												250	A	Austin Peay	61 38
												250	H	Austin Peay	67 55
												250	N	Austin Peay	76 43
												288	H	Air Force	76 40
												294	A	Murray St.	75 70
												294	H	Murray St.	77 68
												313	H	Tennessee Tech	65 58
												315	A	Eastern Ky.	62 60
												330	A	Tennessee St.	88 76
												330	H	Tennessee St.	74 63
												345	A	Eastern Ill.	72 76
												345	H	Eastern Ill.	62 52

LAST 12 Division I GAMES:															
				118	A	Central Ark.	39 51	158	A	UT Martin	64 72				
				158	N	UT Martin	67 69	294	H	Murray St.	77 68				
				250	N	Austin Peay	76 43	345	H	Eastern Ill.	62 52				
				345	A	Eastern Ill.	72 76	166	H	Jacksonville St.	65 41				
				250	H	Austin Peay	67 55	313	H	Tennessee Tech	65 58				
				228	A	Southeast Mo. St.	62 72	67	A	Bel mont	64 86				

Non-Div I Games:

SIUE

Average RPI Win:	224	WON-LOST	WINNING	LAST 10	STRENGTH OF	OPP. STRENGTH	TEAM	ADJ.	CONF.	ADJ CONF.
Average RPI Loss:	140	RECORD	PCT. RANK	GAMES	SCHEDULE	OF SCHEDULE	RPI	RPI	RPI	RPI
DIV. I ONLY	6- 23	316	4- 6	126	176	273	273	19	19	
DIV. I NON-CONF.	1- 9	318	0- 0	74	70	246	246	13	13	

TOTALS	RPI 1-25	RPI 26-50	W-L RECORDS	RPI 51-100	RPI 101-999	RPI 201+				
6- 23	0- 0	0- 1	OVERALL	0- 5	6- 17	5- 4				
4- 5	0- 0	0- 0	HOME	0- 0	4- 5	3- 1				
1- 15	0- 0	0- 1	AWAY	0- 4	1- 10	1- 2				
1- 3	0- 0	0- 0	NEUTRAL	0- 1	1- 2	1- 1				
1- 9	0- 0	0- 0	NON-CONFERENCE	0- 5	1- 4	1- 0				
0- 0	0- 0	0- 0	HOME	0- 0	0- 0	0- 0				
0- 7	0- 0	0- 0	AWAY	0- 4	0- 3	0- 0				
1- 2	0- 0	0- 0	NEUTRAL	0- 1	1- 1	1- 0				
5- 14	0- 0	0- 1	CONFERENCE	0- 0	5- 13	4- 4				
4- 5	0- 0	0- 0	HOME	0- 0	4- 5	3- 1				
1- 8	0- 0	0- 1	AWAY	0- 0	1- 7	1- 2				
0- 1	0- 0	0- 0	NEUTRAL	0- 0	0- 1	0- 1				

RPI	S	Opponent	Score	RPI	S	Opponent	Score	RPI	S	Opponent	Score	RPI	S	Opponent	Score	Team's RPI: 273
				38	A	Northern Colo.	68 90	51	A	Arizona St.	58 106	130	A	Portland St.	73 74	
								56	N	Miami (FL)	56 82	130	H	Portland St.	72 81	
								60	A	West Virginia	47 101	133	A	Idaho	66 101	
								66	A	UC Davis	72 79	133	H	Idaho	79 64	
								88	A	Kentucky	70 101	136	A	San Francisco	76 90	
												138	A	Weber St.	73 86	
												138	H	Weber St.	56 78	
												143	A	Idaho St.	71 83	
												143	H	Idaho St.	71 85	
												147	A	Eastern Wash.	76 83	
												147	H	Eastern Wash.	72 83	
												148	N	Northern Ill.	75 84	
												151	A	Nevada	68 95	
												193	A	Morehead St.	71 75	
												205	A	North Dakota	72 66	
												216	A	Montana St.	50 85	
												216	H	Montana St.	88 77	
												225	N	UC Riverside	99 72	
												234	A	Montana	59 68	
												234	H	Montana	79 64	
												234	N	Montana	80 87	
												305	H	Northern Ariz.	90 95	
												329	H	Southern Utah	79 77	

LAST 12 Division I GAMES:																
				234	N	Montana	80 87	143	A	Idaho St.	71 83					
				38	A	Northern Colo.	68 90	234	H	Montana	79 64					
				205	A	North Dakota	72 66	216	H	Montana St.	88 77					
				329	H	Southern Utah	79 77	133	A	Idaho	66 101					
				305	H	Northern Ariz.	90 95	147	A	Eastern Wash.	76 83					
				138	A	Weber St.	73 86	130	H	Portland St.	72 81					

Non-Div I Games: Antelope Valley 95 62

Sacramento St.

Sacred Heart

Through Games Of April 1, 2018

Average RPI Win:	267	WON-LOST	WINNING	LAST 10	STRENGTH OF	OPP. STRENGTH	TEAM	ADJ.	CONF.	ADJ CONF.
Average RPI Loss:	195	RECORD	PCT. RANK	GAMES	SCHEDULE	OF SCHEDULE	RPI	RPI	RPI	RPI
DIV. I ONLY	14- 17	206	7- 3	290	319	247	247	29	29	
DIV. I NON-CONF.	4- 7	227	0- 0	231	294	252	252	29	29	
<hr/>										
TOTALS	RPI 1-25	RPI 26-50	W-L RECORDS	RPI 51-100	RPI 101-999	RPI 201+				
14- 17	0- 1	0- 0	OVERALL	1- 3	13- 13	13- 9				
8- 6	0- 0	0- 0	HOME	0- 1	8- 5	8- 3				
5- 11	0- 1	0- 0	AWAY	1- 2	4- 8	4- 6				
1- 0	0- 0	0- 0	NEUTRAL	0- 0	1- 0	1- 0				
4- 7	0- 1	0- 0	NON-CONFERENCE	0- 1	4- 5	4- 3				
3- 2	0- 0	0- 0	HOME	0- 0	3- 2	3- 1				
1- 5	0- 1	0- 0	AWAY	0- 1	1- 3	1- 2				
0- 0	0- 0	0- 0	NEUTRAL	0- 0	0- 0	0- 0				
10- 10	0- 0	0- 0	CONFERENCE	1- 2	9- 8	9- 6				
5- 4	0- 0	0- 0	HOME	0- 1	5- 3	5- 2				
4- 6	0- 0	0- 0	AWAY	1- 1	3- 5	3- 4				
1- 0	0- 0	0- 0	NEUTRAL	0- 0	1- 0	1- 0				

RPI 1-25				RPI 26-50				RPI 51-100				RPI 101+				Team's RPI: 247
RPI	S	Opponent	Score	RPI	S	Opponent	Score	RPI	S	Opponent	Score	RPI	S	Opponent	Score	
9	A	Florida St.	52 101					62	A	Harvard	62 70	123	A	Robert Morris	49 60	
								93	A	Saint Francis (PA)	69 68	123	H	Robert Morris	57 91	
								93	A	Saint Francis (PA)	47 78	172	A	Brown	77 102	
								93	H	Saint Francis (PA)	48 89	181	H	New Hampshire	47 74	
												203	A	Siena	57 62	
												212	H	Lehigh	65 55	
												218	H	Providence	78 75	
												255	H	Hofstra	81 86	
												261	A	LIU Brooklyn	50 46	
												261	H	LIU Brooklyn	63 43	
												264	H	Manhattan	65 61	
												275	A	St. Francis Brooklyn	48 63	
												275	H	St. Francis Brooklyn	66 60	
												280	A	Fairleigh Dickinson	59 69	
												280	H	Fairleigh Dickinson	61 48	
												284	A	Monmouth	64 69	
												287	A	Central Conn. St.	59 69	
												287	H	Central Conn. St.	71 73	
												292	A	Mt. St. Mary's	82 52	
												292	H	Mt. St. Mary's	56 44	
												298	A	Bryant	56 60	
												298	H	Bryant	73 81	
												298	N	Bryant	80 63	
												328	A	Wagner	72 55	
												328	H	Wagner	61 49	
												335	A	Florida A&M	73 68	
<hr/>																
LAST 12 Division I GAMES:																
				93	A	Saint Francis (PA)	47 78	93	A	Saint Francis (PA)	69 68					
				298	N	Bryant	80 63	292	H	Mt. St. Mary's	56 44					
				280	H	Fairleigh Dickinson	61 48	328	H	Wagner	61 49					
				261	H	LIU Brooklyn	63 43	298	A	Bryant	56 60					
				275	H	St. Francis Brooklyn	66 60	287	H	Central Conn. St.	71 73					
				123	A	Robert Morris	49 60	275	A	St. Francis Brooklyn	48 63					

Non-Div I Games:

Sacred Heart

Loss,
Non-Conf,
S Site,
H Home
A Away
N Neutral

Average RPI Win:	258	WON-LOST	WINNING	LAST 10	STRENGTH OF	OPP. STRENGTH	TEAM	ADJ.	CONF.	ADJ CONF.
Average RPI Loss:	127	RECORD	PCT. RANK	GAMES	SCHEDULE	OF SCHEDULE	RPI	RPI	RPI	RPI
DIV. I ONLY	23- 10	60	8- 2	198	276	93	93	29	29	
DIV. I NON-CONF.	4- 8	237	0- 1	113	85	157	157	29	29	

TOTALS	RPI 1-25	RPI 26-50	W-L RECORDS	RPI 51-100	RPI 101-999	RPI 201+				
23- 10	0- 1	0- 1	OVERALL	0- 2	23- 6	19- 3				
12- 2	0- 0	0- 0	HOME	0- 0	12- 2	9- 1				
10- 7	0- 1	0- 1	AWAY	0- 2	10- 2	9- 0				
1- 1	0- 0	0- 0	NEUTRAL	0- 0	1- 1	1- 1				
4- 8	0- 1	0- 1	NON-CONFERENCE	0- 2	4- 4	2- 2				
1- 1	0- 0	0- 0	HOME	0- 0	1- 1	0- 0				
2- 6	0- 1	0- 1	AWAY	0- 2	2- 2	1- 1				
1- 1	0- 0	0- 0	NEUTRAL	0- 0	1- 1	1- 1				
19- 2	0- 0	0- 0	CONFERENCE	0- 0	19- 2	17- 1				
11- 1	0- 0	0- 0	HOME	0- 0	11- 1	9- 1				
8- 1	0- 0	0- 0	AWAY	0- 0	8- 1	8- 0				
0- 0	0- 0	0- 0	NEUTRAL	0- 0	0- 0	0- 0				

RPI 1-25				RPI 26-50				RPI 51-100				Team's RPI: 93	RPI 101+			
RPI	S	Opponent	Score	RPI	S	Opponent	Score	RPI	S	Opponent	Score		RPI	S	Opponent	Score
2	A	UConn	52 140	37	A	Gonzaga	74 97	72	A	Duquesne	68 87		105	A	Boise St.	59 87
								84	A	Tol edo	66 74		117	A	Cincinnati	77 73
													123	A	Robert Morris	62 63
													123	H	Robert Morris	66 56
													123	H	Robert Morris	68 47
													154	H	Youngstown St.	79 65
													157	H	William & Mary	86 92
													213	A	Columbia	81 94
													228	N	Southeast Mo. St.	50 82
													247	A	Sacred Heart	89 48
													247	H	Sacred Heart	78 47
													247	H	Sacred Heart	68 69
													261	A	LIU Brooklyn	85 54
													261	H	LIU Brooklyn	101 71
													275	A	St. Francis Brooklyn	94 71
													275	H	St. Francis Brooklyn	90 75
													279	N	Old Dominion	79 68
													280	A	Fairleigh Dickinson	80 56
													280	H	Fairleigh Dickinson	89 70
													280	H	Fairleigh Dickinson	80 61
													287	A	Central Conn. St.	85 75
													287	H	Central Conn. St.	87 59
													292	A	Mt. St. Mary's	79 69
													292	H	Mt. St. Mary's	92 88
													298	A	Bryant	94 78
													298	H	Bryant	87 69
													318	A	Portland	106 101
													328	A	Wagner	79 76
													328	H	Wagner	86 55

LAST 12 Division I GAMES:																
2	A	UConn	52 140	298	A	Bryant	94 78	287	A	Central Conn. St.	85 75					
123	H	Robert Morris	66 56	280	H	Fairleigh Dickinson	80 61	247	H	Sacred Heart	68 69					
247	H	Sacred Heart	78 47	261	A	LIU Brooklyn	85 54	275	A	St. Francis Brooklyn	94 71					
280	H	Fairleigh Dickinson	89 70													
328	H	Wagner	86 55													
292	A	Mt. St. Mary's	79 69													

Non-Div I Games: Seton Hill 103 71

Saint Francis (PA)

Saint Joseph's

Through Games Of April 1, 2018

Average RPI Win:	204	WON-LOST	WINNING	LAST 10	STRENGTH OF	OPP. STRENGTH	TEAM	ADJ.	CONF.	ADJ CONF.
Average RPI Loss:	112	RECORD	PCT. RANK	GAMES	SCHEDULE	OF SCHEDULE	RPI	RPI	RPI	RPI
DIV. I ONLY	19- 15	135	7- 3	161	122	131	131	11	11	
DIV. I NON-CONF.	6- 8	203	1- 1	150	117	146	146	10	10	

TOTALS	RPI 1-25	RPI 26-50	W-L RECORDS	RPI 51-100	RPI 101-999	RPI 201+				
19- 15	0- 0	0- 3	OVERALL	5- 6	14- 6	11- 2				
7- 6	0- 0	0- 1	HOME	0- 4	7- 1	7- 0				
10- 7	0- 0	0- 1	AWAY	4- 1	6- 5	4- 2				
2- 2	0- 0	0- 1	NEUTRAL	1- 1	1- 0	0- 0				
6- 8	0- 0	0- 2	NON-CONFERENCE	2- 3	4- 3	3- 1				
2- 2	0- 0	0- 0	HOME	0- 2	2- 0	2- 0				
4- 5	0- 0	0- 1	AWAY	2- 1	2- 3	1- 1				
0- 1	0- 0	0- 1	NEUTRAL	0- 0	0- 0	0- 0				
13- 7	0- 0	0- 1	CONFERENCE	3- 3	10- 3	8- 1				
5- 4	0- 0	0- 1	HOME	0- 2	5- 1	5- 0				
6- 2	0- 0	0- 0	AWAY	2- 0	4- 2	3- 1				
2- 1	0- 0	0- 0	NEUTRAL	1- 1	1- 0	0- 0				

RPI	S	Opponent	Score	RPI	S	Opponent	Score	RPI	S	Opponent	Score	RPI	S	Opponent	Score	Team's RPI: 131
26	A	Villanova	44 79	59	H	Drexel	58 65	106	H	George Mason	57 65	127	A	Saint Louis	73 96	
29	N	Princeton	54 63	60	A	West Virginia	51 79	127	N	Saint Louis	58 49	132	A	Seton Hall	75 57	
44	H	Dayton	59 65	61	H	Penn	50 57	180	A	Florida	51 71	188	A	Davison	64 62	
				70	A	James Madison	73 66	192	A	Temple	66 69	204	H	Richmond	81 72	
				72	A	Duquesne	69 50	230	A	Niagara	93 69	246	A	La Salle	75 64	
				72	H	Duquesne	42 61	246	H	La Salle	70 49	260	A	St. Bonaventure	70 64	
				75	A	Fordham	52 50	277	A	Massachusetts	84 79	281	A	VCU	54 56	
				75	N	Fordham	52 49	281	H	VCU	72 63	281	H	VCU	79 41	
				78	H	George Washington	46 49	282	A	Towson	66 90	334	H	Rhode Island	64 46	
				78	N	George Washington	49 65	345	H	Eastern Ill.	80 62	347	H	Saint Peter's	87 58	
				94	A	Bucknell	77 53									
LAST 12 Division I GAMES:																
60	A	West Virginia	51 79	75	A	Fordham	52 50									
132	A	Seton Hall	75 57	78	H	George Washington	46 49									
78	N	George Washington	49 65	246	H	La Salle	70 49									
127	N	Saint Louis	58 49	188	A	Davison	64 62									
75	N	Fordham	52 49	72	A	Duquesne	69 50									
281	H	VCU	72 63	334	H	Rhode Island	64 46									

Non-Div I Games:

Saint Joseph's

Loss,
Non-Conf,
S Site,
H Home
A Away
N Neutral

Saint Louis

Through Games Of April 1, 2018

Average RPI Win:	179	WON-LOST	WINNING	LAST 10	STRENGTH OF	OPP. STRENGTH	TEAM	ADJ.	CONF.	ADJ CONF.
Average RPI Loss:	111	RECORD	PCT. RANK	GAMES	SCHEDULE	OF SCHEDULE	RPI	RPI	RPI	RPI
DIV. I ONLY	17- 16	172	4- 6	105	104	127	127	11	11	
DIV. I NON-CONF.	6- 8	203	0- 1	159	43	169	169	10	10	

TOTALS	RPI 1-25	RPI 26-50	W-L RECORDS	RPI 51-100	RPI 101-999	RPI 201+				
17- 16	0- 2	1- 2	OVERALL	4- 4	12- 8	8- 2				
10- 4	0- 0	1- 0	HOME	2- 2	7- 2	5- 0				
4- 10	0- 1	0- 1	AWAY	1- 2	3- 1	3- 0				
3- 2	0- 0	0- 1	NEUTRAL	1- 0	2- 1	0- 0				
6- 8	0- 2	0- 1	NON-CONFERENCE	1- 1	5- 4	3- 0				
3- 2	0- 0	0- 0	HOME	1- 0	2- 2	2- 0				
1- 5	0- 2	0- 0	AWAY	0- 1	1- 2	1- 0				
2- 1	0- 0	0- 1	NEUTRAL	0- 0	2- 0	0- 0				
11- 8	0- 0	1- 1	CONFERENCE	3- 3	7- 4	5- 2				
7- 2	0- 0	1- 0	HOME	1- 2	5- 0	3- 0				
3- 5	0- 0	0- 1	AWAY	1- 1	2- 3	2- 2				
1- 1	0- 0	0- 0	NEUTRAL	1- 0	0- 1	0- 0				

RPI 1-25				RPI 26-50				RPI 51-100				RPI 101+ Team's RPI: 127			
RPI	S	Opponent	Score	RPI	S	Opponent	Score	RPI	S	Opponent	Score	RPI	S	Opponent	Score
22	A	DePaul	78 86	31	N	LSU	59 71	72	H	Duquesne	66 76	106	A	George Mason	72 81
23	A	Missouri	58 70	44	A	Dayton	76 101	72	N	Duquesne	71 65	116	A	Washington St.	63 85
				44	H	Dayton	85 72	75	A	Fordham	63 66	128	N	Cleveland St.	80 64
								75	H	Fordham	91 85	131	H	Saint Joseph's	96 73
								78	A	George Washington	72 69	131	N	Saint Joseph's	49 58
								78	H	George Washington	58 71	140	H	Loyola Marymount	60 62
								85	H	Little Rock	48 45	153	H	Vanderbilt	69 74
								87	A	Kansas St.	61 75	167	N	Ole Miss	79 64
												169	A	SIUE	72 79
												188	H	Davidson	88 72
												202	H	Tulsa	77 66
												204	A	Richmond	79 61
												246	A	La Salle	76 87
												259	H	Lipscomb	101 57
												260	H	St. Bonaventure	78 55
												265	A	Indiana St.	60 59
												277	H	Massachusetts	64 63
												277	H	Massachusetts	70 64
												281	A	VCU	84 88
												334	A	Rhode Island	70 66

LAST 12 Division I GAMES:															
				87	A	Kansas St.	61 75	78	H	George Washington	58 71				
				131	N	Saint Joseph's	49 58	72	H	Duquesne	66 76				
				72	N	Duquesne	71 65	334	A	Rhode Island	70 66				
				277	H	Massachusetts	70 64	246	A	La Salle	76 87				
				44	H	Dayton	85 72	188	H	Davidson	88 72				
				281	A	VCU	84 88	75	H	Fordham	91 85				

Non-Div I Games:

Saint Louis

Loss,
Non-Conf,
S Site,
H Home
A Away
N Neutral

Average RPI Win:	173	WON-LOST	WINNING	LAST 10	STRENGTH OF	OPP. STRENGTH	TEAM	ADJ.	CONF.	ADJ CONF.
Average RPI Loss:	123	RECORD	PCT. RANK	GAMES	SCHEDULE	OF SCHEDULE	RPI	RPI	RPI	RPI
DIV. I ONLY	20- 11	85	7- 3	106	116	79	79	14	14	
DIV. I NON-CONF.	7- 5	122	0- 1	40	65	67	67	12	12	

TOTALS	RPI 1-25	RPI 26-50	W-L RECORDS	RPI 51-100	RPI 101-999	RPI 201+				
20- 11	0- 0	2- 2	OVERALL	0- 3	18- 6	6- 1				
11- 3	0- 0	1- 1	HOME	0- 1	10- 1	4- 0				
7- 7	0- 0	1- 1	AWAY	0- 2	6- 4	2- 1				
2- 1	0- 0	0- 0	NEUTRAL	0- 0	2- 1	0- 0				
7- 5	0- 0	1- 1	NON-CONFERENCE	0- 3	6- 1	1- 0				
4- 1	0- 0	1- 0	HOME	0- 1	3- 0	1- 0				
1- 4	0- 0	0- 1	AWAY	0- 2	1- 1	0- 0				
2- 0	0- 0	0- 0	NEUTRAL	0- 0	2- 0	0- 0				
13- 6	0- 0	1- 1	CONFERENCE	0- 0	12- 5	5- 1				
7- 2	0- 0	0- 1	HOME	0- 0	7- 1	3- 0				
6- 3	0- 0	1- 0	AWAY	0- 0	5- 3	2- 1				
0- 1	0- 0	0- 0	NEUTRAL	0- 0	0- 1	0- 0				

RPI 1-25				RPI 26-50				RPI 51-100				Team's RPI: 79				RPI 101+			
RPI	S	Opponent	Score	RPI	S	Opponent	Score	RPI	S	Opponent	Score	RPI	S	Opponent	Score	RPI	S	Opponent	Score
				37	A	Gonzaga	72 56	53	A	Cal i forni a	80 87	105	A	Boi se St.	74 72				
				37	H	Gonzaga	65 73	66	H	UC Davi s	50 74	109	A	Utah	63 74				
				40	H	Indi ana	88 82	89	A	New Mexi co	80 82	116	H	Washi ngton St.	81 75				
				48	A	Purdue	60 70					136	A	San Franci sco	73 59				
												136	H	San Franci sco	72 64				
												140	A	Loyola Marymount	57 69				
												140	H	Loyola Marymount	65 75				
												146	H	Cal Poly	82 64				
												147	N	Eastern Wash.	76 56				
												158	N	UT Martin	69 58				
												159	A	BYU	54 63				
												159	H	BYU	57 49				
												165	A	San Di ego	75 53				
												165	H	San Di ego	66 57				
												191	A	Paci fi c	70 69				
												191	H	Paci fi c	96 88				
												191	N	Paci fi c	73 77				
												207	H	UC Santa Barbara	89 59				
												236	A	Pepperdi ne	82 75				
												236	H	Pepperdi ne	75 62				
												289	A	Santa Clara	72 51				
												289	H	Santa Clara	59 46				
												318	A	Portl and	65 68				
												318	H	Portl and	77 49				
LAST 12 Division I GAMES:																			
				89	A	New Mexi co	80 82	37	A	Gonzaga	72 56								
				191	N	Paci fi c	73 77	140	H	Loyola Marymount	65 75								
				289	A	Santa Clara	72 51	165	H	San Di ego	66 57								
				236	A	Pepperdi ne	82 75	136	A	San Franci sco	73 59								
				318	H	Portl and	77 49	318	A	Portl and	65 68								
				136	H	San Franci sco	72 64	159	A	BYU	54 63								

Non-Div I Games:

Saint Mary's (CA)

Average RPI Win:	245	WON-LOST	WINNING	LAST 10	STRENGTH OF	OPP. STRENGTH	TEAM	ADJ.	CONF.	ADJ CONF.
Average RPI Loss:	239	RECORD	PCT. RANK	GAMES	SCHEDULE	OF SCHEDULE	RPI	RPI	RPI	RPI
DIV. I ONLY	4- 26	330	0- 10	345	327	347	347	28	28	
DIV. I NON-CONF.	3- 8	264	0- 0	313	341	312	312	26	26	

TOTALS	RPI 1-25	RPI 26-50	W-L RECORDS	RPI 51-100	RPI 101-999	RPI 201+				
4- 26	0- 0	0- 1	OVERALL	0- 1	4- 24	3- 21				
2- 11	0- 0	0- 0	HOME	0- 1	2- 10	2- 9				
1- 14	0- 0	0- 1	AWAY	0- 0	1- 12	1- 10				
1- 1	0- 0	0- 0	NEUTRAL	0- 0	1- 1	0- 1				
3- 8	0- 0	0- 0	NON-CONFERENCE	0- 1	3- 7	2- 5				
1- 3	0- 0	0- 0	HOME	0- 1	1- 2	1- 2				
1- 5	0- 0	0- 0	AWAY	0- 0	1- 5	1- 3				
1- 0	0- 0	0- 0	NEUTRAL	0- 0	1- 0	0- 0				
1- 18	0- 0	0- 1	CONFERENCE	0- 0	1- 17	1- 16				
1- 8	0- 0	0- 0	HOME	0- 0	1- 8	1- 7				
0- 9	0- 0	0- 1	AWAY	0- 0	0- 8	0- 8				
0- 1	0- 0	0- 0	NEUTRAL	0- 0	0- 1	0- 1				

RPI	S	Opponent	Score	RPI	S	Opponent	Score	RPI	S	Opponent	Score	RPI	S	Opponent	Score
33	A	Quinnipiac	39 86	90	H	Yale	49 70	119	N	Delaware	90 87	131	A	Saint Joseph's	58 87
								132	A	Seton Hall	49 91	161	H	Marist	53 86
								203	A	Siena	36 70	203	H	Siena	59 62
								230	A	Niagara	54 64	230	H	Niagara	52 87
								230	N	Niagara	48 60	237	H	Lafayette	64 61
								254	A	Rider	52 62	254	H	Rider	52 57
								261	A	LIU Brooklyn	46 57	264	A	Manhattan	64 76
								264	H	Manhattan	39 60	274	A	Fairfield	41 62
								274	H	Fairfield	40 62	275	H	St. Francis Brooklyn	49 64
								277	A	Massachusetts	65 81	280	A	Fairleigh Dickinson	59 69
								284	A	Monmouth	44 51	284	H	Monmouth	67 47
								285	A	Canisius	49 52	285	H	Canisius	53 66
								339	A	NJIT	59 52	342	A	Iona	42 52
								342	H	Iona	31 55	348	H	UMass Lowell	60 66

LAST 12 Division I GAMES:															
230	N	Niagara	48 60	285	A	Canisius	49 52	230	A	Niagara	54 64	203	H	Siena	59 62
203	A	Siena	36 70	203	A	Niagara	54 64	342	A	Iona	42 52	284	H	Monmouth	67 47
264	H	Manhattan	39 60	203	H	Siena	59 62	161	H	Marist	53 86				
274	H	Fairfield	40 62	342	A	Iona	42 52								
342	H	Iona	31 55	284	H	Monmouth	67 47								
254	A	Rider	52 62	161	H	Marist	53 86								

Non-Div I Games:

Saint Peter's

Average RPI Win:	297	WON-LOST	WINNING	LAST 10	STRENGTH OF	OPP. STRENGTH	TEAM	ADJ.	CONF.	ADJ CONF.
Average RPI Loss:	192	RECORD	PCT. RANK	GAMES	SCHEDULE	OF SCHEDULE	RPI	RPI	RPI	RPI

DIV. I ONLY	2- 23	342	0- 10	195	338	336	336	26	26
DIV. I NON-CONF.	1- 6	305	0- 0	75	338	275	275	25	25

TOTALS	RPI 1-25	RPI 26-50	W-L RECORDS	RPI 51-100	RPI 101-999	RPI 201+			
2- 23	0- 0	0- 1	OVERALL	0- 1	2- 21	2- 12			
1- 12	0- 0	0- 0	HOME	0- 1	1- 11	1- 6			
1- 11	0- 0	0- 0	AWAY	0- 0	1- 2	1- 2			
0- 0	0- 0	0- 0	NEUTRAL	0- 0	0- 0	0- 0			
1- 6	0- 0	0- 1	NON-CONFERENCE	0- 1	1- 4	1- 2			
1- 3	0- 0	0- 0	HOME	0- 1	1- 2	1- 1			
0- 3	0- 0	0- 1	AWAY	0- 0	0- 2	0- 1			
0- 0	0- 0	0- 0	NEUTRAL	0- 0	0- 0	0- 0			
1- 17	0- 0	0- 0	CONFERENCE	0- 0	1- 17	1- 10			
0- 9	0- 0	0- 0	HOME	0- 0	0- 9	0- 5			
1- 8	0- 0	0- 0	AWAY	0- 0	1- 8	1- 5			
0- 0	0- 0	0- 0	NEUTRAL	0- 0	0- 0	0- 0			

RPI 1-25	RPI 26-50	RPI 51-100	RPI 101+	Team's RPI: 336
RPI S Opponent Score	RPI S Opponent Score	RPI S Opponent Score	RPI S Opponent Score	
	31 A LSU 58 71	99 H Rice 50 79	102 A Lamar University 44 91	
			102 H Lamar University 44 68	
			112 A SFA 53 75	
			112 H SFA 49 72	
			118 A Central Ark. 44 69	
			118 H Central Ark. 53 73	
			126 H Texas St. 41 73	
			142 A Arkansas 54 65	
			179 H Nicholls St. 65 70	
			217 A Southern Miss. 38 58	
			227 A A&M-Corpus Christi 48 62	
			227 H A&M-Corpus Christi 57 67	
			231 A New Orleans 50 77	
			232 H Texas Southern 58 77	
			244 A Abilene Christian 65 83	
			244 H Abilene Christian 72 75	
			278 H McNeese 63 66	
			296 H Jackson St. 74 68	
			297 A Southeastern La. 57 52	
			310 A Houston Baptist 62 65	
			310 H Houston Baptist 61 69	
			314 H Incarnate Word 49 56	
			337 A Northwestern St. 60 63	
LAST 12 Division I GAMES:				
112 H SFA 49 72	227 A A&M-Corpus Christi 48 62			
118 H Central Ark. 53 73	244 H Abilene Christian 72 75			
231 A New Orleans 50 77	278 H McNeese 63 66			
310 A Houston Baptist 62 65	112 A SFA 53 75			
179 H Nicholls St. 65 70	297 A Southeastern La. 57 52			
102 H Lamar University 44 68	102 A Lamar University 44 91			

Non-Div I Games: Wiley 80 41 St. Thomas Houston 68 66

Sam Houston St.

**S
a
m
f
o
r
d**

S
a
m
f
o
r
d

Samford

Page 252

Average RPI Win: 209

Average RPI Loss: 148

WON-LOST
RECORDWINNING
PCT. RANKLAST 10
GAMESSTRENGTH OF
SCHEDULEOPP. STRENGTH
OF SCHEDULETEAM
RPIADJ.
RPICONF.
RPIADJ CONF.
RPI

DIV. I ONLY	16- 15	167	5- 5	194	146	165	165	14	14
DIV. I NON-CONF.	6- 4	116	0- 0	285	219	147	147	12	12

TOTALS	RPI 1-25	RPI 26-50	W-L RECORDS	RPI 51-100	RPI 101-999	RPI 201+			
16- 15	0- 0	1- 3	OVERALL	0- 3	15- 9	8- 4			
8- 5	0- 0	1- 1	HOME	0- 1	7- 3	6- 0			
5- 9	0- 0	0- 1	AWAY	0- 2	5- 6	2- 4			
3- 1	0- 0	0- 1	NEUTRAL	0- 0	3- 0	0- 0			
6- 4	0- 0	1- 0	NON-CONFERENCE	0- 1	5- 3	4- 2			
4- 0	0- 0	1- 0	HOME	0- 0	3- 0	3- 0			
1- 4	0- 0	0- 0	AWAY	0- 1	1- 3	1- 2			
1- 0	0- 0	0- 0	NEUTRAL	0- 0	1- 0	0- 0			
10- 11	0- 0	0- 3	CONFERENCE	0- 2	10- 6	4- 2			
4- 5	0- 0	0- 1	HOME	0- 1	4- 3	3- 0			
4- 5	0- 0	0- 1	AWAY	0- 1	4- 3	1- 2			
2- 1	0- 0	0- 1	NEUTRAL	0- 0	2- 0	0- 0			

RPI 1-25				RPI 26-50				RPI 51-100				RPI 101+ Team's RPI: 165			
RPI	S	Opponent	Score	RPI	S	Opponent	Score	RPI	S	Opponent	Score	RPI	S	Opponent	Score
				36	H	Minnesota	72 69	53	A	California	64 89	105	N	Boise St.	72 52
				37	A	Gonzaga	54 58	79	A	Saint Mary's (CA)	57 66	136	A	San Francisco	60 54
				37	H	Gonzaga	44 63	79	H	Saint Mary's (CA)	53 75	136	H	San Francisco	47 49
				37	N	Gonzaga	71 79					140	A	Loyola Marymount	60 54
												140	H	Loyola Marymount	53 67
												159	A	BYU	66 60
												159	H	BYU	70 69
												159	N	BYU	61 56
												190	A	Seattle U	73 80
												191	A	Pacific	60 62
												191	H	Pacific	68 81
												191	N	Pacific	66 56
												207	A	UC Santa Barbara	71 58
												236	A	Pepperdine	62 66
												236	H	Pepperdine	79 53
												253	A	Hawaii	63 64
												258	H	UTSA	78 69
												269	A	San Diego St.	76 77
												289	A	Santa Clara	50 59
												289	H	Santa Clara	51 40
												301	H	Long Beach St.	74 40
												318	A	Portland	75 60
												318	H	Portland	59 52
												329	H	Southern Utah	72 59
LAST 12 Division I GAMES:															
				37	N	Gonzaga	71 79	191	A	Pacific	60 62				
				191	N	Pacific	66 56	289	H	Santa Clara	51 40				
				159	N	BYU	61 56	236	H	Pepperdine	79 53				
				136	H	San Francisco	47 49	79	A	Saint Mary's (CA)	57 66				
				37	A	Gonzaga	54 58	37	H	Gonzaga	44 63				
				159	A	BYU	66 60	140	H	Loyola Marymount	53 67				

Non-Div I Games: San Diego Christian82 53

San Diego

Average RPI Win:	204	WON-LOST	WINNING	LAST 10	STRENGTH OF	OPP. STRENGTH	TEAM	ADJ.	CONF.	ADJ CONF.
Average RPI Loss:	158	RECORD	PCT. RANK	GAMES	SCHEDULE	OF SCHEDULE	RPI	RPI	RPI	RPI
DIV. I ONLY	10- 19	249	2- 8	231	134	269	269	15	15	
DIV. I NON-CONF.	5- 5	169	0- 0	281	236	247	247	14	14	

TOTALS	RPI 1-25	RPI 26-50	W-L RECORDS	RPI 51-100	RPI 101-999	RPI 201+				
10- 19	0- 1	0- 0	OVERALL	2- 3	8- 15	5- 5				
8- 7	0- 0	0- 0	HOME	2- 1	6- 6	3- 2				
2- 9	0- 0	0- 0	AWAY	0- 2	2- 7	2- 3				
0- 3	0- 1	0- 0	NEUTRAL	0- 0	0- 2	0- 0				
5- 5	0- 1	0- 0	NON-CONFERENCE	0- 0	5- 4	3- 2				
4- 2	0- 0	0- 0	HOME	0- 0	4- 2	2- 1				
1- 1	0- 0	0- 0	AWAY	0- 0	1- 1	1- 1				
0- 2	0- 1	0- 0	NEUTRAL	0- 0	0- 1	0- 0				
5- 14	0- 0	0- 0	CONFERENCE	2- 3	3- 11	2- 3				
4- 5	0- 0	0- 0	HOME	2- 1	2- 4	1- 1				
1- 8	0- 0	0- 0	AWAY	0- 2	1- 6	1- 2				
0- 1	0- 0	0- 0	NEUTRAL	0- 0	0- 1	0- 0				

RPI 1-25				RPI 26-50				RPI 51-100				RPI 101+				Team's RPI: 269	
RPI	S	Opponent	Score	RPI	S	Opponent	Score	RPI	S	Opponent	Score	RPI	S	Opponent	Score		
15	N	Central Mich.	76 85					77	A	Wyomi ng	50 70	105	A	Boi se St.	53 64		
								77	H	Wyomi ng	68 62	105	H	Boi se St.	70 86		
								89	H	New Mexi co	97 89	108	A	Col orado St.	43 72		
								95	A	UNLV	67 73	108	H	Col orado St.	63 65		
								95	H	UNLV	64 75	129	N	Tul ane	46 80		
												144	A	Fresno St.	53 64		
												144	H	Fresno St.	60 66		
												151	A	Nevada	72 84		
												151	H	Nevada	75 72		
												151	N	Nevada	84 95		
												165	H	San Di ego	77 76		
												170	H	CSUN	58 55		
												199	H	UC I rvi ne	65 67		
												207	A	UC Santa Barbara	64 77		
												248	H	Presbyteri an	77 50		
												271	A	Ari zona	78 67		
												276	A	San Jose St.	75 65		
												276	H	San Jose St.	85 78		
												288	A	Air Force	51 61		
												288	H	Air Force	48 56		
												289	H	Santa Cl ara	34 48		
												311	A	Utah St.	58 62		
												320	H	Cal St. Full erton	59 58		
LAST 12 Division I GAMES:																	

Non-Div I Games: Hope Int'l 92 68

San Diego St.

Average RPI Win:	212	WON-LOST	WINNING	LAST 10	STRENGTH OF	OPP. STRENGTH	TEAM	ADJ.	CONF.	ADJ CONF.
Average RPI Loss:	102	RECORD	PCT. RANK	GAMES	SCHEDULE	OF SCHEDULE	RPI	RPI	RPI	RPI
DIV. I ONLY	16- 15	167	6- 4	103	138	136	136	14	14	
DIV. I NON-CONF.	5- 6	187	0- 0	93	122	138	138	12	12	

TOTALS	RPI 1-25	RPI 26-50	W-L RECORDS	RPI 51-100	RPI 101-999	RPI 201+				
16- 15	0- 1	0- 4	OVERALL	0- 3	16- 7	7- 1				
9- 5	0- 1	0- 1	HOME	0- 1	9- 2	4- 0				
5- 9	0- 0	0- 2	AWAY	0- 2	5- 5	3- 1				
2- 1	0- 0	0- 1	NEUTRAL	0- 0	2- 0	0- 0				
5- 6	0- 1	0- 1	NON-CONFERENCE	0- 1	5- 3	2- 0				
3- 2	0- 1	0- 0	HOME	0- 0	3- 1	1- 0				
1- 4	0- 0	0- 1	AWAY	0- 1	1- 2	1- 0				
1- 0	0- 0	0- 0	NEUTRAL	0- 0	1- 0	0- 0				
11- 9	0- 0	0- 3	CONFERENCE	0- 2	11- 4	5- 1				
6- 3	0- 0	0- 1	HOME	0- 1	6- 1	3- 0				
4- 5	0- 0	0- 1	AWAY	0- 1	4- 3	2- 1				
1- 1	0- 0	0- 1	NEUTRAL	0- 0	1- 0	0- 0				

RPI 1-25				RPI 26-50				RPI 51-100				RPI 101+ Team's RPI: 136			
RPI	S	Opponent	Score	RPI	S	Opponent	Score	RPI	S	Opponent	Score	RPI	S	Opponent	Score
13	H	Stanford	66 86	37	A	Gonzaga	47 74	66	A	UC Davis	55 72	116	H	Washington St.	70 74
				37	H	Gonzaga	57 81	79	A	Saint Mary's (CA)	64 72	123	N	Robert Morris	57 45
				37	N	Gonzaga	53 65	79	H	Saint Mary's (CA)	59 73	140	A	Loyola Marymount	60 65
				38	A	Northern Colo.	60 73					140	H	Loyola Marymount	78 60
												140	N	Loyola Marymount	89 76
												144	H	Fresno St.	70 62
												146	A	Cal Poly	83 88
												146	H	Cal Poly	83 71
												159	A	BYU	66 70
												159	H	BYU	76 73
												165	A	San Diego	49 47
												165	H	San Diego	54 60
												178	A	UT Arlington	54 56
												191	A	Pacific	81 71
												191	H	Pacific	80 78
												236	A	Pepperdine	92 95
												236	H	Pepperdine	68 67
												273	H	Sacramento St.	90 76
												276	A	San Jose St.	87 81
												289	A	Santa Clara	58 54
												289	H	Santa Clara	64 47
												318	A	Portland	76 63
												318	H	Portland	84 75

LAST 12 Division I GAMES:															
				37	N	Gonzaga	53 65	159	H	BYU	76 73				
				140	N	Loyola Marymount	89 76	318	A	Portland	76 63				
				165	A	San Diego	49 47	289	H	Santa Clara	64 47				
				191	H	Pacific	80 78	79	H	Saint Mary's (CA)	59 73				
				140	A	Loyola Marymount	60 65	37	H	Gonzaga	57 81				
				79	A	Saint Mary's (CA)	64 72	191	A	Pacific	81 71				

Non-Div I Games:

San Francisco

Average RPI Win: 223		WON-LOST RECORD		WINNING PCT. RANK		LAST 10 GAMES		STRENGTH OF SCHEDULE		OPP. STRENGTH OF SCHEDULE		TEAM RPI		ADJ. RPI		CONF. RPI		ADJ. CONF. RPI	
Average RPI Loss: 137																			
DIV. I ONLY		6- 23		316		1- 9		134		125		276		276		15		15	
DIV. I NON-CONF.		2- 8		289		0- 0		86		115		239		239		14		14	
TOTALS		RPI 1-25		RPI 26-50		W-L RECORDS		RPI 51-100		RPI 101-999		RPI 201+							
6- 23		0- 1		0- 1		OVERALL		1- 7		5- 14		4- 4							
4- 10		0- 0		0- 0		HOME		1- 3		3- 7		2- 2							
2- 11		0- 1		0- 1		AWAY		0- 3		2- 6		2- 2							
0- 2		0- 0		0- 0		NEUTRAL		0- 1		0- 1		0- 0							
2- 8		0- 1		0- 1		NON-CONFERENCE		0- 1		2- 5		2- 0							
1- 4		0- 0		0- 0		HOME		0- 1		1- 3		1- 0							
1- 3		0- 1		0- 1		AWAY		0- 0		1- 1		1- 0							
0- 1		0- 0		0- 0		NEUTRAL		0- 0		0- 1		0- 0							
4- 15		0- 0		0- 0		CONFERENCE		1- 6		3- 9		2- 4							
3- 6		0- 0		0- 0		HOME		1- 2		2- 4		1- 2							
1- 8		0- 0		0- 0		AWAY		0- 3		1- 5		1- 2							
0- 1		0- 0		0- 0		NEUTRAL		0- 1		0- 0		0- 0							

RPI	S	Opponent	Score
8	A	UCLA	69 129

RPI	S	Opponent	Score
27	A	Oregon St.	62 110

RPI	S	Opponent	Score
68	H	Nebraska	55 81
77	A	Wyomi ng	46 58
77	H	Wyomi ng	64 66
89	A	New Mexi co	62 92
89	H	New Mexi co	95 86
89 N	N	New Mexi co	54 84
95	A	UNLV	60 79
95	H	UNLV	53 80

RPI	S	Opponent	Score
105	H	Boise St.	80 112
108	A	Colorado St.	48 63
108	H	Colorado St.	66 73
130	H	Portland St.	78 90
136	H	San Franci sco	81 87
144	A	Fresno St.	71 81
151	A	Nevada	63 91
151	H	Nevada	57 54
156 N	N	Hampton	73 81
170	H	CSUN	59 76
191	A	Paci fi c	97 106
211	H	CSU Bakersfi el d	67 57
269	A	San Diego St.	78 85
269	H	San Diego St.	65 75
288	A	Air Force	75 74
288	H	Air Force	60 66
289	A	Santa Clara	71 66
311	A	Utah St.	78 86
311	H	Utah St.	79 66

LAST 12 Division I GAMES:			
89 N	N	New Mexico	54 84
288	H	Air Force	60 66
311	A	Utah St.	78 86
269	A	San Di ego St.	78 85
151	H	Nevada	57 54
77	H	Wyomi ng	64 66
144	A	Fresno St.	71 81
108	H	Colorado St.	66 73
89	A	New Mexi co	62 92
95	H	UNLV	53 80
77	A	Wyomi ng	46 58
105	H	Boise St.	80 112

Non-Div I Games:	Southern Ore.	89	87
------------------	---------------	----	----

San Jose St.

■ Loss, ■ Non-Conf, S Site, H Home A Away N Neutral

Average RPI Win:	255	WON-LOST	WINNING	LAST 10	STRENGTH OF	OPP. STRENGTH	TEAM	ADJ.	CONF.	ADJ CONF.
Average RPI Loss:	153	RECORD	PCT. RANK	GAMES	SCHEDULE	OF SCHEDULE	RPI	RPI	RPI	RPI
DIV. I ONLY	8- 21	281	3- 7	256	144	289	289	14	14	
DIV. I NON-CONF.	3- 7	254	0- 0	317	223	301	301	12	12	

TOTALS	RPI 1-25	RPI 26-50	W-L RECORDS	RPI 51-100	RPI 101-999	RPI 201+				
8- 21	0- 0	0- 2	OVERALL	0- 4	8- 15	6- 5				
5- 9	0- 0	0- 1	HOME	0- 3	5- 5	3- 2				
3- 11	0- 0	0- 0	AWAY	0- 0	3- 0	3- 0				
0- 1	0- 0	0- 0	NEUTRAL	0- 0	0- 1	0- 1				
3- 7	0- 0	0- 0	NON-CONFERENCE	0- 2	3- 5	3- 3				
1- 4	0- 0	0- 0	HOME	0- 2	1- 2	1- 2				
2- 3	0- 0	0- 0	AWAY	0- 0	2- 3	2- 1				
0- 0	0- 0	0- 0	NEUTRAL	0- 0	0- 0	0- 0				
5- 14	0- 0	0- 2	CONFERENCE	0- 2	5- 10	3- 2				
4- 5	0- 0	0- 1	HOME	0- 1	4- 3	2- 0				
1- 8	0- 0	0- 1	AWAY	0- 1	1- 6	1- 1				
0- 1	0- 0	0- 0	NEUTRAL	0- 0	0- 1	0- 1				

RPI 1-25				RPI 26-50				RPI 51-100				RPI 101+				Team's RPI : 289
RPI	S	Opponent	Score	RPI	S	Opponent	Score	RPI	S	Opponent	Score	RPI	S	Opponent	Score	
37	A	Gonzaga	44 71	37	H	Gonzaga	51 63	53	H	Cal i forn i a	41 79	136	A	San Franci sco	47 64	
								55	H	Southern Cal i forn i a	43 64	136	H	San Franci sco	54 58	
								79	A	Saint Mary' s (CA)	46 59	140	A	Loyol a Marymount	45 64	
								79	H	Saint Mary' s (CA)	51 72	140	H	Loyol a Marymount	51 65	
												151	A	Nevada	41 52	
												159	A	BYU	47 65	
												159	H	BYU	34 55	
												165	A	San Di ego	40 51	
												165	H	San Di ego	59 50	
												177	A	Northwestern	47 57	
												191	A	Paci fi c	37 55	
												191	H	Paci fi c	57 55	
												207	H	UC Santa Barbara	68 63	
												236	A	Pepperdi ne	55 56	
												236	H	Pepperdi ne	54 50	
												236	N	Pepperdi ne	63 74	
												251	A	Grand Canyon	38 39	
												269	A	San Di ego St.	48 34	
												276	H	San Jose St.	66 71	
												318	A	Portl and	50 43	
												318	H	Portl and	67 57	
												320	H	Cal St. Fullerton	69 73	
												332	A	Ill. -Chi cago	45 36	
LAST 12 Di vi si on I GAMES:																
236	N	Pepperdi ne	63 74	159	H	BYU	34 55									
79	H	Saint Mary' s (CA)	51 72	136	A	San Franci sco	47 64									
140	A	Loyol a Marymount	45 64	191	A	Paci fi c	37 55									
191	H	Paci fi c	57 55	236	H	Pepperdi ne	54 50									
318	H	Portl and	67 57	165	H	San Di ego	59 50									
165	A	San Di ego	40 51	37	A	Gonzaga	44 71									

Non-Di v I Games: Men I o 104 61

Santa Clara

Average RPI Loss: 220

DIV. I ONLY	3- 25	334	1- 8	312	330	340	340	30	30
DIV. I NON-CONF.	1- 9	318	0- 0	278	111	309	309	30	30
TOTALS	RPI 1-25	RPI 26-50	W-L RECORDS	RPI 51-100	RPI 101-999	RPI 201+			
3- 25	0- 1	0- 1	OVERALL	0- 1	3- 22	3- 16			
0- 8	0- 0	0- 0	HOME	0- 0	0- 8	0- 6			
2- 13	0- 1	0- 1	AWAY	0- 1	2- 10	2- 7			
1- 4	0- 0	0- 0	NEUTRAL	0- 0	1- 4	1- 3			
1- 9	0- 1	0- 1	NON-CONFERENCE	0- 1	1- 6	1- 4			
0- 0	0- 0	0- 0	HOME	0- 0	0- 0	0- 0			
1- 6	0- 1	0- 1	AWAY	0- 1	1- 3	1- 2			
0- 3	0- 0	0- 0	NEUTRAL	0- 0	0- 3	0- 2			
2- 16	0- 0	0- 0	CONFERENCE	0- 0	2- 16	2- 12			
0- 8	0- 0	0- 0	HOME	0- 0	0- 8	0- 6			
1- 7	0- 0	0- 0	AWAY	0- 0	1- 7	1- 5			
1- 1	0- 0	0- 0	NEUTRAL	0- 0	1- 1	1- 1			

[illegible]

Savannah St.

Average RPI Win:	248	WON-LOST	WINNING	LAST 10	STRENGTH OF	OPP. STRENGTH	TEAM	ADJ.	CONF.	ADJ CONF.
Average RPI Loss:	178	RECORD	PCT. RANK	GAMES	SCHEDULE	OF SCHEDULE	RPI	RPI	RPI	RPI
DIV. I ONLY	18- 15	145	6- 4	240	297	190	190	31	31	
DIV. I NON-CONF.	6- 10	226	0- 1	133	179	193	193	31	31	

TOTALS	RPI 1-25	RPI 26-50	W-L RECORDS	RPI 51-100	RPI 101-999	RPI 201+				
18- 15	0- 1	0- 0	OVERALL	0- 2	18- 12	15- 6				
8- 7	0- 0	0- 0	HOME	0- 1	8- 6	6- 2				
7- 8	0- 1	0- 0	AWAY	0- 1	7- 6	6- 4				
3- 0	0- 0	0- 0	NEUTRAL	0- 0	3- 0	3- 0				
6- 10	0- 1	0- 0	NON-CONFERENCE	0- 2	6- 7	3- 1				
2- 6	0- 0	0- 0	HOME	0- 1	2- 5	0- 1				
4- 4	0- 1	0- 0	AWAY	0- 1	4- 2	3- 0				
0- 0	0- 0	0- 0	NEUTRAL	0- 0	0- 0	0- 0				
12- 5	0- 0	0- 0	CONFERENCE	0- 0	12- 5	12- 5				
6- 1	0- 0	0- 0	HOME	0- 0	6- 1	6- 1				
3- 4	0- 0	0- 0	AWAY	0- 0	3- 4	3- 4				
3- 0	0- 0	0- 0	NEUTRAL	0- 0	3- 0	3- 0				

RPI 1-25				RPI 26-50				RPI 51-100				RPI 101+				Team's RPI: 190			
RPI	S	Opponent	Score	RPI	S	Opponent	Score	RPI	S	Opponent	Score	RPI	S	Opponent	Score				
6	A	Oregon	45 88					53	A	Cal i forni a	67 87	130	H	Portland St.	91 77				
								66	H	UC Davi s	53 79	133	A	Idaho	68 60				
												143	H	Idaho St.	69 74				
												151	H	Nevada	65 74				
												165	H	San Di ego	80 73				
												170	A	CSUN	62 67				
												191	H	Paci fi c	73 85				
												196	A	Washi ngton	76 84				
												199	H	UC Irvi ne	79 84				
												207	A	UC Santa Barbara	77 71				
												211	A	CSU Bakersfi el d	68 75				
												211	H	CSU Bakersfi el d	64 56				
												211	N	CSU Bakersfi el d	57 54				
												221	A	New Mexi co St.	53 64				
												221	H	New Mexi co St.	69 59				
												221	N	New Mexi co St.	84 61				
												234	A	Montana	78 64				
												236	A	Pepperdi ne	65 62				
												251	A	Grand Canyon	63 74				
												251	H	Grand Canyon	57 64				
												253	H	Hawai i	58 73				
												283	A	UMKC	62 58				
												283	H	UMKC	66 62				
												283	N	UMKC	75 64				
LAST 12 Divi sion I GAMES:																307	A	UTRGV	67 69
6	A	Oregon	45 88	251	H	Grand Canyon	57 64	221	A	New Mexico St.	53 64	307	H	UTRGV	64 56				
211	N	CSU Bakersfi el d	57 54	221	A	New Mexico St.	53 64	307	A	UTRGV	67 69	324	A	Utah Valley	77 75				
221	N	New Mexico St.	84 61	346	H	Chi cago St.	72 60	346	A	Chi cago St.	63 56	324	H	Utah Valley	83 53				
283	N	UMKC	75 64	283	H	UMKC	66 62	346	A	Chi cago St.	72 60	346	A	Chi cago St.	63 56				
324	H	Utah Val ley	83 53	324	A	Utah Val ley	77 75												
211	H	CSU Bakersfi el d	64 56																

Non-Div I Games:

Seattle U

Section II				Through Games of April 17, 2018							
Average RPI	Win:	200	WON-LOST	WINNING	LAST 10	STRENGTH OF	OPP. STRENGTH	TEAM	ADJ.	CONF.	ADJ CONF.
Loss:	47		RECORD	PCT. RANK	GAMES	SCHEDULE	OF SCHEDULE	RPI	RPI	RPI	RPI
DIV. I ONLY			16- 16	174	3- 7	89	77	132	132	6	6
DIV. I NON-CONF.			8- 4	77	0- 1	162	197	124	124	6	6

TOTALS	RPI 1-25			RPI 26-50		W-L RECORDS		RPI 51-100		RPI 101-999	
16- 16	0- 6			0- 6		OVERALL	2- 2		14- 2		10- 0
11- 7	0- 3			0- 3		HOME	2- 0		9- 1		6- 0
4- 9	0- 3			0- 3		AWAY	0- 2		4- 1		3- 0
1- 0	0- 0			0- 0		NEUTRAL	0- 0		1- 0		1- 0
8- 4	0- 1			0- 2		NON-CONFERENCE	0- 0		8- 1		5- 0
6- 3	0- 1			0- 1		HOME	0- 0		6- 1		4- 0
2- 1	0- 0			0- 1		AWAY	0- 0		2- 0		1- 0
0- 0	0- 0			0- 0		NEUTRAL	0- 0		0- 0		0- 0
8- 12	0- 5			0- 4		CONFERENCE	2- 2		6- 1		5- 0
5- 4	0- 2			0- 2		HOME	2- 0		3- 0		2- 0
2- 8	0- 3			0- 2		AWAY	0- 2		2- 1		2- 0
1- 0	0- 0			0- 0		NEUTRAL	0- 0		1- 0		1- 0

RPI 1-25					
RPI	S	Opponent	Score		
8	H	UCLA	68	77	
21	A	Marquette	84	97	
21	H	Marquette	54	81	
22	A	DePaul	52	78	
22	A	DePaul	66	89	
22	H	DePaul	68	72	

RPI 26-50					
RPI	S	Opponent	Score		
26	A	Villanova	53	59	
26	H	Villanova	59	67	
29	H	Princeton	83	85	
42	A	Rutgers	45	70	
43	A	Creighton	64	81	
43	H	Creighton	51	68	

RPI 51-100					
RPI	S	Opponent	Score		
71	A	St. John's (NY)	56	75	
71	H	St. John's (NY)	62	57	
98	A	Georgetown	52	71	
98	H	Georgetown	70	65	

RPI 101+					
RPI	S	Opponent	Score		
111	A	Wake Forest	67	57	
125	A	Butler	48	66	
125	H	Butler	75	64	
131	H	Saint Joseph's	57	75	
161	H	Marist	85	60	
166	H	Jacksonville St.	73	54	
209	A	Boston College	73	53	
218	A	Providence	65	56	
218	H	Providence	65	56	
224	A	Xavier	62	51	
224	H	Xavier	58	53	
224	N	Xavier	66	42	
254	H	Rider	85	49	
274	H	Fairfield	80	61	
275	H	St. Francis Brooklyn	84	50	
347	H	Saint Peter's	91	49	

Team's RPI: 132					
RPI	S	Opponent	Score		
132	N	Seton Hall	65	65	

LAST 12 Division I GAMES:					
131	H	Saint Joseph's	57	75	
22	A	DePaul	52	78	
224	N	Xavier	66	42	
22	H	DePaul	68	72	
21	H	Marquette	54	81	
71	A	St. John's (NY)	56	75	
26	A	Villanova	53	59	
98	A	Georgetown	52	71	
125	H	Butler	75	64	
224	H	Xavier	58	53	
43	A	Creighton	64	81	
218	A	Providence	65	56	

Non-Div I Games:

Seton Hall I

Average RPI Win:	277	WON-LOST	WINNING	LAST 10	STRENGTH OF	OPP. STRENGTH	TEAM	ADJ.	CONF.	ADJ CONF.
Average RPI Loss:	134	RECORD	PCT. RANK	GAMES	SCHEDULE	OF SCHEDULE	RPI	RPI	RPI	RPI
DIV. I ONLY	17- 14	142	6- 4	276	275	203	203	28	28	
DIV. I NON-CONF.	5- 6	187	0- 0	157	185	167	167	26	26	

TOTALS	RPI 1-25	RPI 26-50	W-L RECORDS	RPI 51-100	RPI 101-999	RPI 201+				
17- 14	0- 0	0- 4	OVERALL	0- 3	17- 7	16- 4				
11- 5	0- 0	0- 2	HOME	0- 1	11- 2	10- 1				
6- 9	0- 0	0- 2	AWAY	0- 2	6- 5	6- 3				
0- 0	0- 0	0- 0	NEUTRAL	0- 0	0- 0	0- 0				
5- 6	0- 0	0- 2	NON-CONFERENCE	0- 3	5- 1	5- 0				
3- 2	0- 0	0- 1	HOME	0- 1	3- 0	3- 0				
2- 4	0- 0	0- 1	AWAY	0- 2	2- 1	2- 0				
0- 0	0- 0	0- 0	NEUTRAL	0- 0	0- 0	0- 0				
12- 8	0- 0	0- 2	CONFERENCE	0- 0	12- 6	11- 4				
8- 3	0- 0	0- 1	HOME	0- 0	8- 2	7- 1				
4- 5	0- 0	0- 1	AWAY	0- 0	4- 4	4- 3				
0- 0	0- 0	0- 0	NEUTRAL	0- 0	0- 0	0- 0				

RPI	S	Opponent	Score	RPI	S	Opponent	Score	RPI	S	Opponent	Score	RPI	S	Opponent	Score	Team's RPI: 203
33	A	Qui nni pi ac	54 68	62	A	Harvard	67 75	137	A	Hartford	62 71					
33	H	Qui nni pi ac	72 83	82	H	Al bany (NY)	63 78	161	A	Marist	54 73					
42	A	Rutgers	47 59	100	A	Penn St.	72 86	161	H	Marist	58 53					
45	H	FGCU	50 63					161	H	Marist	51 67					
								230	A	Ni agara	50 65					
								230	H	Ni agara	71 60					
								230	H	Ni agara	68 73					
								247	H	Sacred Heart	62 57					
								254	A	Ri der	71 67					
								255	A	Hofstra	70 60					
								260	H	St. Bonaventure	70 62					
								264	A	Manhattan	56 54					
								264	H	Manhattan	56 51					
								268	H	Howard	72 61					
								274	A	Fai rfi el d	43 44					
								274	H	Fai rfi el d	51 40					
								284	H	Monmouth	44 41					
								285	A	Canis ius	57 65					
								285	H	Canis ius	68 59					
								290	A	Col gate	73 70					
								342	A	I ona	70 48					
								342	H	I ona	64 51					
								347	A	Saint Peter's	62 59					
								347	H	Saint Peter's	70 36					
LAST 12 Division I GAMES:																
161	H	Marist	51 67	33	H	Qui nni pi ac	72 83									
230	H	Ni agara	71 60	284	H	Monmouth	44 41									
347	H	Saint Peter's	70 36	161	A	Marist	54 73									
285	H	Canis ius	68 59	347	A	Saint Peter's	62 59									
274	A	Fai rfi el d	43 44	264	H	Manhattan	56 51									
264	A	Manhattan	56 54	274	H	Fai rfi el d	51 40									

Non-Div I Games:

Siena

Average RPI Win:	242	WON-LOST	WINNING	LAST 10	STRENGTH OF	OPP. STRENGTH	TEAM	ADJ.	CONF.	ADJ CONF.
Average RPI Loss:	144	RECORD	PCT. RANK	GAMES	SCHEDULE	OF SCHEDULE	RPI	RPI	RPI	RPI
DIV. I ONLY	20- 13	106	6- 4	271	222	168	168	22	22	
DIV. I NON-CONF.	8- 5	104	2- 1	90	208	83	83	23	23	
<hr/>										
TOTALS	RPI 1-25	RPI 26-50	W-L RECORDS	RPI 51-100	RPI 101-999	RPI 201+				
20- 13	0- 1	0- 0	OVERALL	0- 4	20- 8	13- 3				
11- 5	0- 0	0- 0	HOME	0- 3	11- 2	7- 1				
8- 7	0- 1	0- 0	AWAY	0- 1	8- 5	5- 2				
1- 1	0- 0	0- 0	NEUTRAL	0- 0	1- 1	1- 0				
8- 5	0- 1	0- 0	NON-CONFERENCE	0- 3	8- 1	4- 0				
5- 2	0- 0	0- 0	HOME	0- 2	5- 0	2- 0				
3- 3	0- 1	0- 0	AWAY	0- 1	3- 1	2- 0				
0- 0	0- 0	0- 0	NEUTRAL	0- 0	0- 0	0- 0				
12- 8	0- 0	0- 0	CONFERENCE	0- 1	12- 7	9- 3				
6- 3	0- 0	0- 0	HOME	0- 1	6- 2	5- 1				
5- 4	0- 0	0- 0	AWAY	0- 0	5- 4	3- 2				
1- 1	0- 0	0- 0	NEUTRAL	0- 0	1- 1	1- 0				

RPI	S	Opponent	Score	RPI	S	Opponent	Score	RPI	S	Opponent	Score	RPI	S	Opponent	Score	Team's RPI: 168
16	A	NC State	50 71					74	H	UAB	66 78	114	A	North Carolina	85 84	
								85	H	Little Rock	35 47	118	H	Central Ark.	64 43	
								90	A	Yale	74 76	126	A	Texas St.	63 78	
								96	H	Jacksonville	58 60	162	A	Louisiana	72 57	
												162	H	Louisiana	56 59	
												167	A	Ole Miss	59 66	
												175	A	Troy	71 82	
												175	H	Troy	79 68	
												175	N	Troy	79 82	
												178	A	UT Arlington	76 63	
												183	H	Furman	54 53	
												186	H	Southern U.	69 65	
												208	H	Stetson	49 33	
												217	A	Southern Miss.	78 57	
												220	H	Arkansas St.	60 75	
												222	A	Coastal Caro.	56 71	
												222	H	Coastal Caro.	68 62	
												231	H	New Orleans	67 45	
												262	A	Appalachian St.	56 57	
												262	H	Appalachian St.	54 52	
												304	A	Georgia St.	70 69	
												304	H	Georgia St.	88 52	
												317	A	Alabama St.	59 47	
												325	A	Ga. Southern	81 74	
												325	H	Ga. Southern	79 52	
												338	A	La.-Monroe	67 60	
												338	H	La.-Monroe	72 55	
												338	N	La.-Monroe	80 54	
<hr/>																
LAST 12 Division I GAMES:																
90	A	Yale	74 76	325	A	Ga. Southern	81 74	162	H	Louisiana	56 59	338	H	La.-Monroe	72 55	
183	H	Furman	54 53	162	H	Louisiana	56 59	222	A	Coastal Caro.	56 71	338	H	La.-Monroe	72 55	
208	H	Stetson	49 33	338	H	La.-Monroe	72 55	262	A	Appalachian St.	56 57	220	H	Arkansas St.	60 75	
175	N	Troy	79 82	222	A	Coastal Caro.	56 71	262	A	Appalachian St.	56 57					
338	N	La.-Monroe	80 54	262	A	Appalachian St.	56 57									
304	A	Georgia St.	70 69	220	H	Arkansas St.	60 75									

Non-Div I Games: Ga. Southwestern 73 42

South Ala.

Average RPI Win: 116	WON-LOST RECORD	WINNING PCT. RANK	LAST 10 GAMES	STRENGTH OF SCHEDULE	OPP. STRENGTH OF SCHEDULE	TEAM RPI	ADJ. RPI	CONF. RPI	ADJ CONF. RPI
Average RPI Loss: 8									
DIV. I ONLY	29- 7	15	8- 2	17	3	10	10	2	2
DIV. I NON-CONF.	14- 3	21	3- 1	76	10	25	25	2	2

TOTALS	RPI 1-25	RPI 26-50	W-L RECORDS	RPI 51-100	RPI 101-999	RPI 201+			
29- 7	9- 7	3- 0	OVERALL	4- 0	13- 0	5- 0			
15- 2	3- 2	2- 0	HOME	1- 0	9- 0	5- 0			
8- 3	2- 3	0- 0	AWAY	2- 0	4- 0	0- 0			
6- 2	4- 2	1- 0	NEUTRAL	1- 0	0- 0	0- 0			
14- 3	3- 3	2- 0	NON-CONFERENCE	1- 0	8- 0	5- 0			
8- 1	1- 1	1- 0	HOME	0- 0	6- 0	5- 0			
3- 0	1- 0	0- 0	AWAY	0- 0	2- 0	0- 0			
3- 2	1- 2	1- 0	NEUTRAL	1- 0	0- 0	0- 0			
15- 4	6- 4	1- 0	CONFERENCE	3- 0	5- 0	0- 0			
7- 1	2- 1	1- 0	HOME	1- 0	3- 0	0- 0			
5- 3	1- 3	0- 0	AWAY	2- 0	2- 0	0- 0			
3- 0	3- 0	0- 0	NEUTRAL	0- 0	0- 0	0- 0			

RPI	S	Opponent	Score	RPI	S	Opponent	Score	RPI	S	Opponent	Score	RPI	S	Opponent	Score
1	N	Notre Dame	85 92	30	H	Virginia	66 56	71	N	St. John's (NY)	76 58	103	H	Auburn	71 63
2	H	UConn	58 83	31	H	LSU	57 48	86	A	Alabama	79 66	142	H	Arkansas	90 42
2	N	UConn	65 94	42	N	Rutgers	78 68	88	A	Kentucky	81 64	145	H	N.C. A&T	63 52
4	A	Mississippi St.	53 67					88	H	Kentucky	81 63	153	A	Vanderbilt	95 82
4	N	Mississippi St.	62 51									163	A	Clemson	66 36
12	A	Tennessee	46 65									167	A	Ole Miss	88 62
12	H	Tennessee	70 86									180	H	Florida	64 57
12	N	Tennessee	73 62									192	A	Temple	87 60
14	H	Duke	72 52									263	H	Col. of Charleston	69 43
17	H	Texas A&M	61 59									302	H	Wofford	94 60
18	A	Maryland	94 86									306	H	Western Caro.	101 43
20	N	Buffalo	79 63									317	H	Alabama St.	99 31
23	A	Missouri	74 83									340	H	Savannah St.	99 38
23	H	Missouri	64 54												
25	A	Georgia	77 65												
25	N	Georgia	71 49												
LAST 12 Division I GAMES:															
2	N	UConn	65 94	12	N	Tennessee	73 62								
20	N	Buffalo	79 63	12	A	Tennessee	46 65								
30	H	Virginia	66 56	31	H	LSU	57 48								
145	H	N.C. A&T	63 52	88	H	Kentucky	81 63								
4	N	Mississippi St.	62 51	25	A	Georgia	77 65								
25	N	Georgia	71 49	180	H	Florida	64 57								

Non-Div I Games:

South Carolina

Average RPI Win:	305	WON-LOST	WINNING	LAST 10	STRENGTH OF	OPP. STRENGTH	TEAM	ADJ.	CONF.	ADJ CONF.
Average RPI Loss:	216	RECORD	PCT. RANK	GAMES	SCHEDULE	OF SCHEDULE	RPI	RPI	RPI	RPI
DIV. I ONLY	10- 18	246	5- 5	347	321	316	316	30	30	
DIV. I NON-CONF.	3- 7	254	0- 0	343	198	311	311	30	30	

TOTALS	RPI 1-25	RPI 26-50	W-L RECORDS	RPI 51-100	RPI 101-999	RPI 201+				
10- 18	0- 0	0- 0	OVERALL	0- 2	10- 16	9- 10				
5- 5	0- 0	0- 0	HOME	0- 0	5- 5	4- 4				
4- 12	0- 0	0- 0	AWAY	0- 0	4- 1	4- 1				
1- 1	0- 0	0- 0	NEUTRAL	0- 0	1- 1	1- 0				
3- 7	0- 0	0- 0	NON-CONFERENCE	0- 2	3- 5	3- 3				
1- 1	0- 0	0- 0	HOME	0- 0	1- 1	1- 1				
2- 6	0- 0	0- 0	AWAY	0- 2	2- 4	2- 2				
0- 0	0- 0	0- 0	NEUTRAL	0- 0	0- 0	0- 0				
7- 11	0- 0	0- 0	CONFERENCE	0- 0	7- 11	6- 7				
4- 4	0- 0	0- 0	HOME	0- 0	4- 4	3- 3				
2- 6	0- 0	0- 0	AWAY	0- 0	2- 6	2- 4				
1- 1	0- 0	0- 0	NEUTRAL	0- 0	1- 1	1- 0				

RPI 1-25				RPI 26-50				RPI 51-100				RPI 101+				Team's RPI: 316
RPI	S	Opponent	Score	RPI	S	Opponent	Score	RPI	S	Opponent	Score	RPI	S	Opponent	Score	
								54	A	Mercer	53 74	134	A	Bethune-Cookman	50 68	
								65	A	Georgia Tech	40 86	145	H	N. C. A&T	54 74	
												145	N	N. C. A&T	38 54	
												156	A	Hampton	42 60	
												156	H	Hampton	78 70	
												163	A	Clemson	48 56	
												173	A	Charlotte	49 64	
												219	A	Norfolk St.	49 63	
												219	H	Norfolk St.	67 71	
												267	H	UMES	54 51	
												268	H	Howard	58 68	
												272	A	Morgan St.	55 65	
												279	A	Old Dominion	35 52	
												303	A	USC Upstate	44 63	
												306	H	Western Caro.	75 45	
												319	A	Charleston So.	60 58	
												321	H	N. C. Central	63 81	
												321	N	N. C. Central	76 67	
												322	A	Coppin St.	39 56	
												322	H	Coppin St.	67 65	
												325	H	Ga. Southern	58 61	
												333	A	Delaware St.	44 58	
												335	A	Florida A&M	82 49	
												340	A	Savannah St.	71 60	
												340	H	Savannah St.	80 78	
												343	A	Winthrop	65 37	

LAST 12 Division I GAMES:																
				145	N	N. C. A&T	38 54	156	A	Hampton	42 60					
				321	N	N. C. Central	76 67	145	H	N. C. A&T	54 74					
				340	H	Savannah St.	80 78	322	H	Coppin St.	67 65					
				335	A	Florida A&M	82 49	340	A	Savannah St.	71 60					
				321	H	N. C. Central	63 81	272	A	Morgan St.	55 65					
				219	A	Norfolk St.	49 63	322	A	Coppin St.	39 56					

Non-Div I Games: Johnson & Wales (NC) 40 Columbia Int'l 82 38

South Carolina St.

South Dakota				Through Games of April 17, 2018							
Average RPI		Win: 187	WON-LOST	WINNING	LAST 10	STRENGTH OF	OPP. STRENGTH	TEAM	ADJ.	CONF.	ADJ CONF.
Loss: 80		RECORD	PCT. RANK	GAMES	SCHEDULE	OF SCHEDULE	RPI	RPI	RPI	RPI	
DIV. I ONLY		26- 7	20	8- 2		140	111	63	63	12	12
DIV. I NON-CONF.		10- 6	103	3- 1		149	46	109	109	16	16

TOTALS		RPI 1-25		RPI 26-50	W-L RECORDS	RPI 51-100		RPI 101-999		RPI 201+	
26- 7	0- 1			3- 3	OVERALL	2- 0		21- 3		12- 1	
14- 2	0- 0			2- 1	HOME	2- 0		10- 1		6- 1	
9- 2	0- 0			1- 0	AWAY	0- 0		8- 2		4- 0	
3- 3	0- 1			0- 2	NEUTRAL	0- 0		3- 0		2- 0	
10- 6	0- 1			1- 2	NON-CONFERENCE	2- 0		7- 3		5- 1	
7- 2	0- 0			1- 1	HOME	2- 0		4- 1		3- 1	
2- 2	0- 0			0- 0	AWAY	0- 0		2- 2		1- 0	
1- 2	0- 1			0- 1	NEUTRAL	0- 0		1- 0		1- 0	
16- 1	0- 0			2- 1	CONFERENCE	0- 0		14- 0		7- 0	
7- 0	0- 0			1- 0	HOME	0- 0		6- 0		3- 0	
7- 0	0- 0			1- 0	AWAY	0- 0		6- 0		3- 0	
2- 1	0- 0			0- 1	NEUTRAL	0- 0		2- 0		1- 0	

RPI 1-25				RPI 26-50				RPI 51-100				Team's RPI: 63	RPI 101+			
RPI	S	Opponent	Score	RPI	S	Opponent	Score	RPI	S	Opponent	Score		RPI	S	Opponent	Score
12	N	Tennessee	49 69	32	A	South Dakota St.	67 61	64	H	Michigan St.	85 83		104	A	Western Ill.	82 58
				32	H	South Dakota St.	80 75	80	H	Houston	65 58		104	H	Western Ill.	92 81
				32	N	South Dakota St.	50 65						107	A	Iowa St.	76 81
				43	H	Creighton	73 68						108	H	Colorado St.	74 49
				46	N	Oklahoma St.	68 76						112	A	SFA	55 77
				49	H	TCU	71 79						150	A	Wichita St.	62 48
LAST 12 Division I GAMES:																
				49	H	TCU	71 79	326	N	Fort Wayne	83 32		174	A	Oral Roberts	73 68
				64	H	Michigan St.	85 83	32	H	South Dakota St.	80 75		174	H	Oral Roberts	72 55
				108	H	Colorado St.	74 49	174	H	Oral Roberts	72 55		174	N	Oral Roberts	65 53
				80	H	Houston	65 58	239	A	Omaha	72 50		184	A	Denver	82 60
				32	N	South Dakota St.	50 65	326	A	Fort Wayne	79 60		184	H	Denver	79 51
				174	N	Oral Roberts	65 53	286	H	North Dakota St.	80 54		202	H	Tulsa	61 64
													205	H	North Dakota	76 71
													211	H	CSU Bakersfield	66 50
													225	H	UC Riverside	75 66
													239	A	Omaha	72 50
													239	H	Omaha	70 46
													265	N	Indiana St.	71 59
													286	A	North Dakota St.	82 67
													286	H	North Dakota St.	80 54
													314	A	Incarnate Word	81 51
													326	A	Fort Wayne	79 60
													326	H	Fort Wayne	85 43
													326	N	Fort Wayne	83 32

Non-Div I Games: Mt. Marty 87 25 Doane 96 54 Bellevue 89 32

South Dakota

Average RPI Win:	180	WON-LOST	WINNING	LAST 10	STRENGTH OF	OPP. STRENGTH	TEAM	ADJ.	CONF.	ADJ CONF.
Average RPI Loss:	39	RECORD	PCT. RANK	GAMES	SCHEDULE	OF SCHEDULE	RPI	RPI	RPI	RPI
DIV. I ONLY	25- 7	25	8- 2	66	100	32	32	12	12	
DIV. I NON-CONF.	10- 5	77	0- 1	36	20	42	42	16	16	

TOTALS	RPI 1-25	RPI 26-50	W-L RECORDS	RPI 51-100	RPI 101-999	RPI 201+				
25- 7	1- 1	1- 4	OVERALL	3- 2	20- 0	10- 0				
12- 2	0- 1	1- 0	HOME	0- 1	11- 0	6- 0				
8- 4	0- 0	0- 3	AWAY	2- 1	6- 0	3- 0				
5- 1	1- 0	0- 1	NEUTRAL	1- 0	3- 0	1- 0				
10- 5	1- 1	1- 4	NON-CONFERENCE	2- 0	6- 0	3- 0				
6- 1	0- 1	1- 0	HOME	0- 0	5- 0	3- 0				
2- 3	0- 0	0- 3	AWAY	2- 0	0- 0	0- 0				
2- 1	1- 0	0- 1	NEUTRAL	0- 0	1- 0	0- 0				
15- 2	0- 0	0- 0	CONFERENCE	1- 2	14- 0	7- 0				
6- 1	0- 0	0- 0	HOME	0- 1	6- 0	3- 0				
6- 1	0- 0	0- 0	AWAY	0- 1	6- 0	3- 0				
3- 0	0- 0	0- 0	NEUTRAL	1- 0	2- 0	1- 0				

RPI 1-25				RPI 26-50				Team's RPI: 32				RPI 51-100				RPI 101+			
RPI	S	Opponent	Score	RPI	S	Opponent	Score	RPI	S	Opponent	Score	RPI	S	Opponent	Score	RPI	S	Opponent	Score
3	H	Louisville	64 68	26	N	Villanova	74 81	63	A	South Dakota	75 80	104	A	Western Ill.	70 42				
16	N	NC State	75 67	28	A	Green Bay	41 55	63	H	South Dakota	61 67	104	H	Western Ill.	84 48				
				39	H	Oklahoma	67 61	63	N	South Dakota	65 50	104	N	Western Ill.	80 51				
				43	A	Creighton	65 72	69	A	Drake	85 78	135	H	UNI	57 47				
				45	A	FGCU	78 87	78	A	George Washington	97 88	150	H	Wichita St.	96 64				
												173	N	Charlotte	71 70				
												174	A	Oral Roberts	77 70				
												174	H	Oral Roberts	96 72				
												184	A	Denver	69 58				
												184	H	Denver	95 59				
												205	H	North Dakota	66 52				
												213	H	Bowling Green	76 44				
												239	A	Omaha	103 54				
												239	H	Omaha	89 64				
												286	A	North Dakota St.	85 64				
												286	H	North Dakota St.	83 63				
												286	N	North Dakota St.	87 62				
												326	A	Fort Wayne	77 55				
												326	H	Fort Wayne	105 49				
												339	H	NJIT	92 48				
LAST 12 Division I GAMES:																			
				26	N	Villanova	74 81					104	A	Western Ill.	70 42				
				63	N	South Dakota	65 50					174	H	Oral Roberts	96 72				
				104	N	Western Ill.	80 51					184	H	Denver	95 59				
				286	N	North Dakota St.	87 62					239	A	Omaha	103 54				
				326	A	Fort Wayne	77 55					286	A	North Dakota St.	85 64				
				63	A	South Dakota	75 80					326	H	Fort Wayne	105 49				

Non-Div I Games: Dakota Wesleyan 76 63

South Dakota St.

Average RPI Win:	139	WON-LOST	WINNING	LAST 10	STRENGTH OF	OPP. STRENGTH	TEAM	ADJ.	CONF.	ADJ CONF.
Average RPI Loss:	35	RECORD	PCT. RANK	GAMES	SCHEDULE	OF SCHEDULE	RPI	RPI	RPI	RPI
DIV. I ONLY	26- 8	32	7- 3	30	43	19	19	7	7	
DIV. I NON-CONF.	11- 4	57	1- 1	45	12	32	32	7	7	

TOTALS	RPI 1-25	RPI 26-50	W-L RECORDS	RPI 51-100	RPI 101-999	RPI 201+				
26- 8	1- 5	5- 1	OVERALL	3- 1	17- 1	5- 0				
13- 1	1- 1	2- 0	HOME	1- 0	9- 0	3- 0				
8- 3	0- 1	1- 1	AWAY	1- 0	6- 1	2- 0				
5- 4	0- 3	2- 0	NEUTRAL	1- 1	2- 0	0- 0				
11- 4	1- 2	2- 1	NON-CONFERENCE	2- 1	6- 0	3- 0				
6- 0	1- 0	1- 0	HOME	0- 0	4- 0	2- 0				
2- 1	0- 0	0- 1	AWAY	1- 0	1- 0	1- 0				
3- 3	0- 2	1- 0	NEUTRAL	1- 1	1- 0	0- 0				
15- 4	0- 3	3- 0	CONFERENCE	1- 0	11- 1	2- 0				
7- 1	0- 1	1- 0	HOME	1- 0	5- 0	1- 0				
6- 2	0- 1	1- 0	AWAY	0- 0	5- 1	1- 0				
2- 1	0- 1	1- 0	NEUTRAL	0- 0	1- 0	0- 0				

RPI 1-25	Team's RPI: 19	RPI 26-50	RPI 51-100	RPI 101+
RPI S Opponent Score	RPI S Opponent Score	RPI S Opponent Score	RPI S Opponent Score	RPI S Opponent Score
1 N Notre Dame 66 76	31 H LSU 61 55	64 N Michigan St. 73 83	116 N Washington St. 82 45	
2 A UConn 53 82	39 A Oklahoma 74 79	71 N St. John's (NY) 68 59	117 A Cincinnati 69 46	
2 H UConn 49 100	44 N Dayton 93 87	78 A George Washington 83 78	117 H Cincinnati 84 65	
2 N UConn 54 70	50 A UCF 77 68	80 H Houston 81 65	125 H Butler 71 55	
7 H Ohio St. 84 65	50 H UCF 62 45		129 A Tulane 63 53	
20 N Buffalo 79 102	50 N UCF 74 59		129 H Tulane 75 46	
			150 A Wichita St. 56 64	
			186 H Southern U. 108 48	
			192 A Temple 89 73	
			192 H Temple 76 60	
			196 A Memphis 81 62	
			198 H East Carolina 88 47	
			198 N East Carolina 80 44	
			202 A Tulsa 71 57	
			215 H SMU 64 54	
			220 H Arkansas St. 98 55	
			299 A FIU 82 52	
			310 H Houston Baptist 90 43	
LAST 12 Division I GAMES:				
20 N Buffalo 79 102	80 H Houston 81 65			
2 N UConn 54 70	50 A UCF 77 68			
50 N UCF 74 59	215 H SMU 64 54			
198 N East Carolina 80 44	7 H Ohio St. 84 65			
2 A UConn 53 82	198 H East Carolina 88 47			
117 H Cincinnati 84 65	129 A Tulane 63 53			

Non-Div I Games:

South Fla.

Average RPI		Win: 286	WON-LOST RECORD	WINNING PCT. RANK	LAST 10 GAMES	STRENGTH OF SCHEDULE	OPP. STRENGTH OF SCHEDULE	TEAM RPI	ADJ. RPI	CONF. RPI	ADJ. CONF. RPI
Loss: 147											
DIV. I ONLY			12- 17	224	4- 6	213	289	228	228	25	25
DIV. I NON-CONF.			3- 7	254	0- 0	69	211	194	194	27	27
TOTALS		RPI 1-25		RPI 26-50		W-L RECORDS		RPI 51-100	RPI 101-999	RPI 201+	
12- 17	0- 1			0- 0		OVERALL		1- 2	11- 14	10- 2	
7- 5	0- 0			0- 0		HOME		0- 1	7- 4	6- 1	
4- 11	0- 0			0- 0		AWAY		0- 0	4- 1	4- 0	
1- 1	0- 0			0- 0		NEUTRAL		1- 0	0- 1	0- 0	
3- 7	0- 1			0- 0		NON-CONFERENCE		1- 1	2- 5	2- 0	
2- 1	0- 0			0- 0		HOME		0- 0	2- 1	2- 0	
0- 6	0- 1			0- 0		AWAY		0- 1	0- 4	0- 0	
1- 0	0- 0			0- 0		NEUTRAL		1- 0	0- 0	0- 0	
9- 10	0- 0			0- 0		CONFERENCE		0- 1	9- 9	8- 2	
5- 4	0- 0			0- 0		HOME		0- 1	5- 3	4- 1	
4- 5	0- 0			0- 0		AWAY		0- 0	4- 5	4- 1	
0- 1	0- 0			0- 0		NEUTRAL		0- 0	0- 1	0- 0	

RPI 1-25			
RPI	S	Opponent	Score
3	A	Louisville	40 80
RPI 26-50			
RPI	S	Opponent	Score
RPI 51-100			
RPI	S	Opponent	Score
57	A	Ball St.	56 69
67	H	Belmont	57 67
93	N	Saint Francis (PA)	82 50
RPI 101+			
RPI	S	Opponent	Score
104	A	Western Ill.	59 87
106	A	George Mason	38 57
117	A	Cincinnati	52 65
158	A	UT Martin	65 72
158	H	UT Martin	68 69
158	N	UT Martin	60 63
166	A	Jacksonville St.	48 55
169	A	SIUE	57 65
169	H	SIUE	72 62
171	H	Southern Ill.	74 79
182	A	Kansas	50 51
193	A	Morehead St.	58 60
193	H	Morehead St.	56 59
250	A	Austin Peay	65 66
250	H	Austin Peay	50 61
270	H	Bradley	57 53
294	A	Murray St.	85 74
294	H	Murray St.	80 70
313	A	Tennessee Tech	70 66
315	A	Eastern Ky.	66 52
315	H	Eastern Ky.	69 55
330	H	Tennessee St.	71 66
345	A	Eastern Ill.	77 54
345	H	Eastern Ill.	51 48
349	H	Evansville	74 65
LAST 12 Division I GAMES:			
158	N	UT Martin	60 63
158	H	UT Martin	68 69
315	A	Eastern Ky.	66 52
169	H	SIUE	72 62
345	H	Eastern Ill.	51 48
158	A	UT Martin	65 72
193	A	Morehead St.	58 60
250	H	Austin Peay	50 61
294	H	Murray St.	80 70
166	A	Jacksonville St.	48 55
313	A	Tennessee Tech	70 66
345	A	Eastern Ill.	77 54

Southeast Mo. St.

Average RPI Win:	247	WON-LOST	WINNING	LAST 10	STRENGTH OF	OPP. STRENGTH	TEAM	ADJ.	CONF.	ADJ CONF.
Average RPI Loss:	189	RECORD	PCT. RANK	GAMES	SCHEDULE	OF SCHEDULE	RPI	RPI	RPI	RPI
DIV. I ONLY	8- 21	281	5- 5	274	269	297	297	26	26	
DIV. I NON-CONF.	1- 10	327	0- 0	185	188	293	293	25	25	

TOTALS	RPI 1-25	RPI 26-50	W-L RECORDS	RPI 51-100	RPI 101-999	RPI 201+				
8- 21	0- 0	0- 2	OVERALL	0- 0	8- 19	5- 10				
4- 8	0- 0	0- 0	HOME	0- 0	4- 8	3- 5				
4- 12	0- 0	0- 2	AWAY	0- 0	4- 10	2- 5				
0- 1	0- 0	0- 0	NEUTRAL	0- 0	0- 1	0- 0				
1- 10	0- 0	0- 2	NON-CONFERENCE	0- 0	1- 8	0- 3				
0- 3	0- 0	0- 0	HOME	0- 0	0- 3	0- 2				
1- 6	0- 0	0- 2	AWAY	0- 0	1- 4	0- 1				
0- 1	0- 0	0- 0	NEUTRAL	0- 0	0- 1	0- 0				
7- 11	0- 0	0- 0	CONFERENCE	0- 0	7- 11	5- 7				
4- 5	0- 0	0- 0	HOME	0- 0	4- 5	3- 3				
3- 6	0- 0	0- 0	AWAY	0- 0	3- 6	2- 4				
0- 0	0- 0	0- 0	NEUTRAL	0- 0	0- 0	0- 0				

RPI 1-25				RPI 26-50				RPI 51-100				RPI 101+ Team's RPI: 297			
RPI	S	Opponent	Score	RPI	S	Opponent	Score	RPI	S	Opponent	Score	RPI	S	Opponent	Score
				31	A	LSU	56 84					102	H	Lamar University	58 75
				49	A	TCU	62 112					103	A	Auburn	46 80
												112	A	SFA	67 79
												117	A	Cincinnati	43 82
												118	A	Central Ark.	47 63
												118	H	Central Ark.	78 70
												134	A	Bethune-Cookman	60 58
												149	N	Kent St.	60 81
												162	H	Louisiana	56 68
												179	A	Nicholls St.	66 57
												179	H	Nicholls St.	64 79
												195	A	Grambling	52 61
												227	A	A&M-Corpus Christi	52 56
												229	A	Akron	54 66
												231	A	New Orleans	73 82
												231	H	New Orleans	71 74
												244	A	Abilene Christian	80 86
												244	H	Abilene Christian	78 76
												278	A	McNeese	47 69
												278	H	McNeese	65 77
												293	H	Alcorn	77 84
												308	H	Alabama A&M	74 76
												310	A	Houston Baptist	76 61
												314	H	Incarinate Word	65 54
												336	H	Sam Houston St.	52 57
												337	A	Northwestern St.	64 54
												337	H	Northwestern St.	71 65

LAST 12 Division I GAMES:															
				179	H	Nicholls St.	64 79	314	H	Incarinate Word	65 54				
				231	H	New Orleans	71 74	118	H	Central Ark.	78 70				
				337	A	Northwestern St.	64 54	227	A	A&M-Corpus Christi	52 56				
				244	H	Abilene Christian	78 76	179	A	Nicholls St.	66 57				
				231	A	New Orleans	73 82	336	H	Sam Houston St.	52 57				
				278	A	McNeese	47 69	337	H	Northwestern St.	71 65				

Non-Div I Games:

Southeastern La.

■ Loss,
 ■ Non-Conf, S Site,
 ■ Home
 ■ Away
 N Neutral

Average RPI Win:	166	WON-LOST	WINNING	LAST 10	STRENGTH OF	OPP. STRENGTH	TEAM	ADJ.	CONF.	ADJ CONF.
Average RPI Loss:	20	RECORD	PCT. RANK	GAMES	SCHEDULE	OF SCHEDULE	RPI	RPI	RPI	RPI
DIV. I ONLY	20- 11	85	5- 5	54	55	55	55	5	5	
DIV. I NON-CONF.	10- 1	7	0- 0	199	226	55	55	3	3	

TOTALS	RPI 1-25	RPI 26-50	W-L RECORDS	RPI 51-100	RPI 101-999	RPI 201+				
20- 11	0- 8	2- 1	OVERALL	1- 2	17- 0	7- 0				
7- 5	0- 4	1- 0	HOME	1- 1	5- 0	3- 0				
9- 5	0- 3	0- 1	AWAY	0- 1	9- 0	4- 0				
4- 1	0- 1	1- 0	NEUTRAL	0- 0	3- 0	0- 0				
10- 1	0- 1	1- 0	NON-CONFERENCE	0- 0	9- 0	6- 0				
2- 1	0- 1	0- 0	HOME	0- 0	2- 0	2- 0				
5- 0	0- 0	0- 0	AWAY	0- 0	5- 0	4- 0				
3- 0	0- 0	1- 0	NEUTRAL	0- 0	2- 0	0- 0				
10- 10	0- 7	1- 1	CONFERENCE	1- 2	8- 0	1- 0				
5- 4	0- 3	1- 0	HOME	1- 1	3- 0	1- 0				
4- 5	0- 3	0- 1	AWAY	0- 1	4- 0	0- 0				
1- 1	0- 1	0- 0	NEUTRAL	0- 0	1- 0	0- 0				

RPI	S	Opponent	Score
6	A	Oregon	74 80
6	H	Oregon	66 70
8	A	UCLA	46 59
8	H	UCLA	70 84
13	A	Stanford	65 72
13	H	Stanford	55 59
13	N	Stanford	59 69
17	H	Texas A&M	74 75

RPI	S	Opponent	Score
27	A	Oregon St.	63 69
27	H	Oregon St.	65 61
48	N	Purdue	58 46

RPI	S	Opponent	Score
51	H	Arizona St.	77 62
53	A	Cal i forni a	64 76
53	H	Cal i forni a	59 62

RPI	S	Opponent	Score
109	A	Utah	58 47
109	H	Utah	53 52
113	N	Mi ddl e Tenn.	72 57
116	A	Washington St.	73 72
116	N	Washington St.	47 44
139	A	Col orado	86 51
139	H	Col orado	65 53
140	A	Loyol a Marymount	80 70
161	N	Marist	78 57
196	A	Washi ngton	72 61
216	H	Montana St.	98 47
225	A	UC Ri versi de	64 46
253	A	Hawai i	71 60
271	H	Ari zona	78 52
289	A	Santa Clara	64 43
301	H	Long Beach St.	75 60
307	A	UTRGV	71 64

LAST 12 Division I GAMES:

13	N	Stanford	59 69	271	H	Ari zona	78 52
116	N	Washington St.	47 44	51	H	Ari zona St.	77 62
139	H	Col orado	65 53	8	H	UCLA	70 84
109	H	Utah	53 52	8	A	UCLA	46 59
27	A	Oregon St.	63 69	196	A	Washington	72 61
6	A	Oregon	74 80	116	A	Washington St.	73 72

Non-Div I Games:

Southern Cal i forni a

Average RPI Win: 253		WON-LOST RECORD	WINNING PCT. RANK	LAST 10 GAMES	STRENGTH OF SCHEDULE	OPP. STRENGTH OF SCHEDULE	TEAM RPI	ADJ. RPI	CONF. RPI	ADJ CONF. RPI
Average RPI Loss: 134										
DIV. I ONLY		16- 14	149	5- 5	200	256	171	171	24	24
DIV. I NON-CONF.		4- 6	212	0- 0	80	222	140	140	21	21
TOTALS		RPI 1-25	RPI 26-50	W-L RECORDS		RPI 51-100	RPI 101-999	RPI 201+		
16- 14	0- 0		0- 0	OVERALL		1- 8	15- 6	12- 3		
8- 4	0- 0		0- 0	HOME		1- 2	7- 2	5- 1		
7- 7	0- 0		0- 0	AWAY		0- 0	7- 1	6- 1		
1- 3	0- 0		0- 0	NEUTRAL		0- 3	1- 0	1- 0		
4- 6	0- 0		0- 0	NON-CONFERENCE		0- 4	4- 2	2- 0		
1- 2	0- 0		0- 0	HOME		0- 1	1- 1	0- 0		
3- 2	0- 0		0- 0	AWAY		0- 1	3- 1	2- 0		
0- 2	0- 0		0- 0	NEUTRAL		0- 2	0- 0	0- 0		
12- 8	0- 0		0- 0	CONFERENCE		1- 4	11- 4	10- 3		
7- 2	0- 0		0- 0	HOME		1- 1	6- 1	5- 1		
4- 5	0- 0		0- 0	AWAY		0- 2	4- 3	4- 2		
1- 1	0- 0		0- 0	NEUTRAL		0- 1	1- 0	1- 0		

RPI 1-25				RPI 26-50				RPI 51-100				RPI 101+				Team's RPI: 171	
RPI	S	Opponent	Score	RPI	S	Opponent	Score	RPI	S	Opponent	Score	RPI	S	Opponent	Score		
								56	N	Mi ami (FL)	65 75	135	A	UNI	63 71		
								58	H	Western Ky.	49 75	135	H	UNI	60 53		
								69	A	Drake	73 84	158	H	UT Martin	84 72		
								69	H	Drake	64 75	169	H	SIUE	53 57		
								69	N	Drake	59 68	193	A	Morehead St.	81 85		
								74	A	UAB	66 76	196	A	Memphi s	68 56		
								82	N	Al bany (NY)	57 68	228	A	Southeast Mo. St.	79 74		
								97	A	Missouri St.	61 79	245	A	Ill i noi s St.	46 49		
								97	H	Missouri St.	71 69	245	H	Ill i noi s St.	36 39		
												265	A	Indi ana St.	64 45		
												265	H	Indi ana St.	54 43		
												265	N	Indi ana St.	69 67		
												270	A	Bradl ey	63 62		
												270	H	Bradl ey	62 53		
												291	A	Val parai so	88 86		
												291	H	Val parai so	74 63		
												309	A	Loyol a Chi cago	53 62		
												309	H	Loyol a Chi cago	62 46		
												311	A	Marshal l	64 59		
												349	A	Evansvi lle	74 62		
												349	H	Evansvi lle	66 41		
LAST 12 Division I GAMES:																	
				69	N	Drake	59 68	291	A	Val parai so	88 86						
				265	N	Indi ana St.	69 67	270	H	Bradl ey	62 53						
				349	H	Evansvi lle	66 41	245	H	Ill i noi s St.	36 39						
				265	H	Indi ana St.	54 43	135	A	UNI	63 71						
				97	A	Missouri St.	61 79	69	A	Drake	73 84						
				309	A	Loyol a Chi cago	53 62	97	H	Missouri St.	71 69						

Non-Div I Games:	Martin Methodist	60	50
------------------	------------------	----	----

Southern Ill.

■ Loss, ■ Non-Conf, S Site, H Home A Away N Neutral

Average RPI Win:	222	WON-LOST	WINNING	LAST 10	STRENGTH OF	OPP. STRENGTH	TEAM	ADJ.	CONF.	ADJ CONF.
Average RPI Loss:	161	RECORD	PCT. RANK	GAMES	SCHEDULE	OF SCHEDULE	RPI	RPI	RPI	RPI
DIV. I ONLY	13- 15	201	3- 7	239	158	217	217	18	18	
DIV. I NON-CONF.	6- 5	149	0- 0	327	141	237	237	20	20	

TOTALS	RPI 1-25	RPI 26-50	W-L RECORDS	RPI 51-100	RPI 101-999	RPI 201+				
13- 15	0- 1	0- 0	OVERALL	2- 3	11- 11	7- 3				
10- 4	0- 0	0- 0	HOME	1- 0	9- 4	6- 2				
3- 10	0- 1	0- 0	AWAY	1- 3	2- 6	1- 1				
0- 1	0- 0	0- 0	NEUTRAL	0- 0	0- 1	0- 0				
6- 5	0- 1	0- 0	NON-CONFERENCE	0- 1	6- 3	5- 0				
5- 1	0- 0	0- 0	HOME	0- 0	5- 1	4- 0				
1- 4	0- 1	0- 0	AWAY	0- 1	1- 2	1- 0				
0- 0	0- 0	0- 0	NEUTRAL	0- 0	0- 0	0- 0				
7- 10	0- 0	0- 0	CONFERENCE	2- 2	5- 8	2- 3				
5- 3	0- 0	0- 0	HOME	1- 0	4- 3	2- 2				
2- 6	0- 0	0- 0	AWAY	1- 2	1- 4	0- 1				
0- 1	0- 0	0- 0	NEUTRAL	0- 0	0- 1	0- 0				

RPI 1-25				RPI 26-50				RPI 51-100				RPI 101+				Team's RPI: 217
RPI	S	Opponent	Score	RPI	S	Opponent	Score	RPI	S	Opponent	Score	RPI	S	Opponent	Score	
4	A	Mississippi St.	56 91					58	A	Western Ky.	60 81	113	A	Middle Tenn.	61 53	
								58	H	Western Ky.	69 63	129	H	Tulane	66 58	
								65	A	Georgia Tech	44 63	141	A	Louisiana Tech	57 89	
								74	A	UAB	80 63	141	H	Louisiana Tech	65 50	
								99	A	Rice	56 62	164	A	Samford	56 61	
												167	A	Ole Miss	59 68	
												168	H	South Ala.	57 78	
												173	A	Charlotte	56 66	
												173	H	Charlotte	79 85	
												176	H	UTEP	60 53	
												176	N	UTEP	67 72	
												201	A	North Texas	62 71	
												241	A	Fla. Atlantic	74 89	
												258	H	UTSA	83 60	
												279	H	Old Dominion	55 74	
												293	H	Alcorn	72 67	
												299	H	FIU	70 74	
												311	H	Marshall	70 61	
												317	H	Alabama St.	72 35	
												336	H	Sam Houston St.	58 38	
												337	A	Northwestern St.	71 59	
												341	H	Mississippi Val.	84 69	

LAST 12 Division I GAMES:																
				176	N	UTEP	67 72	201	A	North Texas	62 71					
				299	H	FIU	70 74	279	H	Old Dominion	55 74					
				58	H	Western Ky.	69 63	311	H	Marshall	70 61					
				176	H	UTEP	60 53	99	A	Rice	56 62					
				241	A	Fla. Atlantic	74 89	258	H	UTSA	83 60					
				141	A	Louisiana Tech	57 89	173	H	Charlotte	79 85					

Non-Div I Games: William Carey 82 44 Blue Mountain (MS) 96 46

Southern Miss.

Average RPI Win:	294	WON-LOST	WINNING	LAST 10	STRENGTH OF	OPP. STRENGTH	TEAM	ADJ.	CONF.	ADJ CONF.
Average RPI Loss:	148	RECORD	PCT. RANK	GAMES	SCHEDULE	OF SCHEDULE	RPI	RPI	RPI	RPI
DIV. I ONLY	16- 14	149	6- 4	275	320	186	186	32	32	
DIV. I NON-CONF.	0- 9	337	0- 1	52	21	272	272	32	32	

TOTALS	RPI 1-25	RPI 26-50	W-L RECORDS	RPI 51-100	RPI 101-999	RPI 201+				
16- 14	0- 1	0- 2	OVERALL	0- 2	16- 9	15- 4				
9- 1	0- 0	0- 0	HOME	0- 0	9- 1	8- 1				
6- 11	0- 1	0- 2	AWAY	0- 1	6- 7	6- 3				
1- 2	0- 0	0- 0	NEUTRAL	0- 1	1- 1	1- 0				
0- 9	0- 1	0- 2	NON-CONFERENCE	0- 2	0- 4	0- 1				
0- 0	0- 0	0- 0	HOME	0- 0	0- 0	0- 0				
0- 8	0- 1	0- 2	AWAY	0- 1	0- 4	0- 1				
0- 1	0- 0	0- 0	NEUTRAL	0- 1	0- 0	0- 0				
16- 5	0- 0	0- 0	CONFERENCE	0- 0	16- 5	15- 3				
9- 1	0- 0	0- 0	HOME	0- 0	9- 1	8- 1				
6- 3	0- 0	0- 0	AWAY	0- 0	6- 3	6- 2				
1- 1	0- 0	0- 0	NEUTRAL	0- 0	1- 1	1- 0				

RPI 1-25				RPI 26-50				RPI 51-100				RPI 101+ Team's RPI: 186			
RPI	S	Opponent	Score	RPI	S	Opponent	Score	RPI	S	Opponent	Score	RPI	S	Opponent	Score
19	A	South Fla.	48 108	40	A	Indiana	49 64	84	N	Toledo	76 81	103	A	Auburn	47 65
				46	A	Oklahoma St.	66 94	86	A	Alabama	56 69	134	A	Bethune-Cookman	56 68
												168	A	South Ala.	65 69
												195	A	Grambling	71 79
												195	H	Grambling	63 44
												195	N	Grambling	68 72
												206	A	Wisconsin	74 77
												232	A	Texas Southern	67 57
												232	H	Texas Southern	60 66
												243	A	Prairie View	62 69
												243	H	Prairie View	96 58
												243	N	Prairie View	84 76
												293	A	Alcorn	75 55
												293	H	Alcorn	64 56
												296	A	Jackson St.	68 58
												296	H	Jackson St.	86 76
												308	A	Alabama A&M	58 46
												308	H	Alabama A&M	77 62
												317	A	Alabama St.	56 58
												317	H	Alabama St.	66 58
												331	A	Ark.-Pine Bluff	71 52
												331	H	Ark.-Pine Bluff	59 47
												331	H	Ark.-Pine Bluff	70 60
												341	A	Mississippi Val.	70 54
												341	H	Mississippi Val.	66 58
LAST 12 Division I GAMES:															
				86	A	Alabama	56 69	293	A	Alcorn	75 55				
				195	N	Grambling	68 72	308	A	Alabama A&M	58 46				
				243	N	Prairie View	84 76	317	A	Alabama St.	56 58				
				331	H	Ark.-Pine Bluff	70 60	341	H	Mississippi Val.	66 58				
				243	H	Prairie View	96 58	331	H	Ark.-Pine Bluff	59 47				
				232	H	Texas Southern	60 66	296	A	Jackson St.	68 58				

Non-Div I Games: Mobile 86 54

Southern U.

Average RPI	Win:	237	WON-LOST	WINNING	LAST 10	STRENGTH OF	OPP. STRENGTH	TEAM	ADJ.	CONF.	ADJ CONF.
Average RPI	Loss:	135	RECORD	PCT. RANK	GAMES	SCHEDULE	OF SCHEDULE	RPI	RPI	RPI	RPI
DIV. I ONLY		8- 22		288	1- 9	135		177	260	260	11
DIV. I NON-CONF.		5- 8		219	0- 0	144		212	209	209	10

TOTALS	RPI 1-25		RPI 26-50		W-L RECORDS	RPI 51-100		RPI 101-999		RPI 201+	
8- 22	0- 1		0- 1		OVERALL	2- 7		6- 13		5- 6	
5- 9	0- 1		0- 0		HOME	1- 3		4- 5		3- 1	
2- 13	0- 0		0- 1		AWAY	1- 4		1- 8		1- 5	
1- 0	0- 0		0- 0		NEUTRAL	0- 0		1- 0		1- 0	
5- 8	0- 1		0- 0		NON-CONFERENCE	2- 3		3- 4		2- 3	
3- 3	0- 1		0- 0		HOME	1- 1		2- 1		1- 0	
1- 5	0- 0		0- 0		AWAY	1- 2		0- 3		0- 3	
1- 0	0- 0		0- 0		NEUTRAL	0- 0		1- 0		1- 0	
3- 14	0- 0		0- 1		CONFERENCE	0- 4		3- 9		3- 3	
2- 6	0- 0		0- 0		HOME	0- 2		2- 4		2- 1	
1- 8	0- 0		0- 1		AWAY	0- 2		1- 5		1- 2	
0- 0	0- 0		0- 0		NEUTRAL	0- 0		0- 0		0- 0	

RPI 1-25				RPI 26-50				RPI 51-100				RPI 101+				Team's RPI: 260	
RPI	S	Opponent	Score	RPI	S	Opponent	Score	RPI	S	Opponent	Score	RPI	S	Opponent	Score		
20	H	Buffalo	59 76	44	A	Dayton	59 80	72	A	Duquesne	59 73	106	A	George Mason	63 78		
								72	H	Duquesne	73 76	106	A	George Mason	79 89		
								75	A	Fordham	48 72	106	H	George Mason	63 76		
								76	A	Navy	48 86	119	H	Del aware	52 53		
								78	H	George Washi ngton	56 63	127	A	Sai nt Loui s	55 78		
								82	A	Al bany (NY)	52 69	131	H	Sai nt Joseph' s	64 70		
								84	H	Tol edo	39 58	188	H	Davi dson	68 75		
								94	A	Bucknel l	59 48	200	H	Eastern Mi ch.	70 51		
								100	H	Penn St.	65 62	203	A	Si ena	62 70		
												204	H	Ri chmond	57 79		
												230	H	Ni agara	76 58		
												246	A	La Salle	63 66		
												255	A	Hofstra	68 71		
												277	H	Massachusetts	69 59		
												281	A	VCU	75 77		
												285	A	Can i si us	69 71		
												323	N	UMBC	63 54		
												334	A	Rhode Isl and	77 72		
												334	H	Rhode Isl and	81 70		

LAST 12 Di vi si on I GAMES:																	
106	A	George Mason	79 89	78	H	George Washi ngton	56 63										
72	H	Duquesne	73 76	106	H	George Mason	63 76										
334	A	Rhode Isl and	77 72	72	A	Duquesne	59 73										
106	A	George Mason	63 78	75	A	Fordham	48 72										
204	H	Ri chmond	57 79	188	H	Davi dson	68 75										
281	A	VCU	75 77	334	H	Rhode Isl and	81 70										

Non-Di v I Games:

St. Bonaventure

Average RPI Win: 268

Average RPI Loss: 215

WON-LOST

RECORD

WINNING

PCT. RANK

LAST 10

GAMES

STRENGTH OF

SCHEDULE

OPP. STRENGTH

OF SCHEDULE

TEAM

RPI

ADJ.

RPI

CONF.

RPI

ADJ CONF.

RPI

DIV. I ONLY

13- 17

215

5- 5

329

331

275

275

29

29

DIV. I NON-CONF.

4- 7

227

0- 0

306

333

278

278

29

29

TOTALS

RPI 1-25

RPI 26-50

W-L RECORDS

RPI 51-100

RPI 101-999

RPI 201+

13- 17

0- 0

0- 0

OVERALL

0- 3

13- 14

11- 11

9- 4

0- 0

0- 0

HOME

0- 1

9- 3

7- 2

4- 11

0- 0

0- 0

AWAY

0- 2

4- 9

4- 7

0- 2

0- 0

0- 0

NEUTRAL

0- 0

0- 2

0- 2

4- 7

0- 0

0- 0

NON-CONFERENCE

0- 1

4- 6

3- 4

3- 1

0- 0

0- 0

HOME

0- 0

3- 1

2- 0

1- 5

0- 0

0- 0

AWAY

0- 1

1- 4

1- 3

0- 1

0- 0

0- 0

NEUTRAL

0- 0

0- 1

0- 1

9- 10

0- 0

0- 0

CONFERENCE

0- 2

9- 8

8- 7

6- 3

0- 0

0- 0

HOME

0- 1

6- 2

5- 2

3- 6

0- 0

0- 0

AWAY

0- 1

3- 5

3- 4

0- 1

0- 0

0- 0

NEUTRAL

0- 0

0- 1

0- 1

RPI 1-25

RPI 26-50

RPI 51-100

RPI 101+

Team's RPI: 275

RPI S Opponent Score

RPI S Opponent Score

RPI S Opponent Score

RPI S Opponent Score

71 A St. John's (NY) 49 73

93 A Saint Francis (PA) 75 90

93 H Saint Francis (PA) 71 94

123 A Robert Morris 36 59

123 H Robert Morris 49 47

132 A Seton Hall 50 84

152 H Army West Point 73 52

193 H Morehead St. 59 73

219 N Norfolk St. 51 52

238 H Loyola Maryland 64 47

241 A Fla. Atlantic 60 80

247 A Sacred Heart 60 66

247 H Sacred Heart 63 48

261 A LIU Brooklyn 59 61

261 H LIU Brooklyn 64 54

261 N LIU Brooklyn 56 59

264 A Manhattan 54 57

268 A Howard 69 72

280 A Fairleigh Dickinson 58 45

280 H Fairleigh Dickinson 62 70

287 A Central Conn. St. 78 70

287 H Central Conn. St. 77 83

292 A Mt. St. Mary's 75 56

292 H Mt. St. Mary's 82 73

298 A Bryant 63 73

298 H Bryant 66 60

328 A Wagner 47 50

328 H Wagner 80 76

342 H Iona 72 63

347 A Saint Peter's 64 49

LAST 12 Division I GAMES:

261 N LIU Brooklyn 56 59

298 H Bryant 66 60

287 H Central Conn. St. 77 83

280 A Fairleigh Dickinson 58 45

247 A Sacred Heart 60 66

261 H LIU Brooklyn 64 54

123 H Robert Morris 49 47

93 H Saint Francis (PA) 71 94

292 A Mt. St. Mary's 75 56

328 A Wagner 47 50

247 H Sacred Heart 63 48

280 H Fairleigh Dickinson 62 70

Average RPI Win:	122	WON-LOST	WINNING	LAST 10	STRENGTH OF	OPP. STRENGTH	TEAM	ADJ.	CONF.	ADJ CONF.
Average RPI Loss:	63	RECORD	PCT. RANK	GAMES	SCHEDULE	OF SCHEDULE	RPI	RPI	RPI	RPI
DIV. I ONLY	19- 15	135	5- 5	22	67	71	71	6	6	
DIV. I NON-CONF.	10- 5	77	3- 1	6	67	30	30	6	6	

TOTALS	RPI 1-25	RPI 26-50	W-L RECORDS	RPI 51-100	RPI 101-999	RPI 201+				
19- 15	0- 7	2- 3	OVERALL	7- 2	10- 3	3- 2				
13- 5	0- 3	2- 0	HOME	4- 1	7- 1	2- 1				
5- 7	0- 2	0- 2	AWAY	3- 1	2- 2	1- 1				
1- 3	0- 2	0- 1	NEUTRAL	0- 0	1- 0	0- 0				
10- 5	0- 3	0- 0	NON-CONFERENCE	5- 2	5- 0	1- 0				
7- 2	0- 1	0- 0	HOME	3- 1	4- 0	1- 0				
2- 1	0- 0	0- 0	AWAY	2- 1	0- 0	0- 0				
1- 2	0- 2	0- 0	NEUTRAL	0- 0	1- 0	0- 0				
9- 10	0- 4	2- 3	CONFERENCE	2- 0	5- 3	2- 2				
6- 3	0- 2	2- 0	HOME	1- 0	3- 1	1- 1				
3- 6	0- 2	0- 2	AWAY	1- 0	2- 2	1- 1				
0- 1	0- 0	0- 1	NEUTRAL	0- 0	0- 0	0- 0				

RPI 1-25				RPI 26-50				RPI 51-100				Team's RPI : 71				RPI 101+			
RPI	S	Opponent	Score	RPI	S	Opponent	Score	RPI	S	Opponent	Score	RPI	S	Opponent	Score	RPI	S	Opponent	Score
10	N	South Carolina	58 76	26	A	Villanova	52 69	56	A	Miami (FL)	74 64	101	N	Western Mi ch.	76 48				
19	N	South Fla.	59 68	26	H	Villanova	70 64	60	A	West Vi rgi ni a	62 76	125	A	Butler	73 55				
20	H	Buffalo	72 73	43	A	Creighton	39 53	61	H	Penn	53 48	125	H	Butler	76 38				
21	A	Marquette	72 74	43	H	Creighton	72 65	70	H	James Madi son	81 64	132	A	Seton Hall	57 62				
21	H	Marquette	57 76	43	N	Creighton	58 66	72	H	Duquesne	65 52	132	H	Seton Hall	75 56				
22	A	DePaul	67 76					75	H	Fordham	64 67	157	H	William & Mary	92 81				
22	H	DePaul	54 67					82	A	Al bany (NY)	71 66	161	H	Marist	68 47				
								98	A	Georgetown	71 63	182	H	Kansas	65 53				
								98	H	Georgetown	64 41	218	A	Provi dence	68 70				
												218	H	Provi dence	44 49				
												224	A	Xavi er	67 63				
												224	H	Xavi er	70 36				
												275	H	St. Franci s Brookl yn	73 49				
LAST 12 Di vi si on I GAMES:																			
60	A	West Vi rgi ni a	62 76	22	H	DePaul	54 67	132	H	Seton Hall	75 56								
72	H	Duquesne	65 52	98	A	Georgetown	71 63	26	A	Villanova	52 69								
61	H	Penn	53 48	224	H	Xavier	70 36	125	H	Butler	76 38								
161	H	Marist	68 47																
43	N	Creighton	58 66																
21	H	Marquette	57 76																

Non-Div I Games:

St. John's (NY)

Average RPI Win: 244	WON-LOST RECORD	WINNING PCT. RANK	LAST 10 GAMES	STRENGTH OF SCHEDULE	OPP. STRENGTH OF SCHEDULE	TEAM RPI	ADJ. RPI	CONF. RPI	ADJ CONF. RPI
Average RPI Loss: 143									
DIV. I ONLY	15- 15	174	4- 6	235	220	208	208	23	23
DIV. I NON-CONF.	7- 8	185	0- 1	147	158	171	171	22	22

TOTALS	RPI 1-25	RPI 26-50	W-L RECORDS	RPI 51-100	RPI 101-999	RPI 201+			
15- 15	0- 2	0- 2	OVERALL	0- 4	15- 7	11- 5			
9- 4	0- 0	0- 1	HOME	0- 1	9- 2	7- 1			
4- 7	0- 2	0- 1	AWAY	0- 1	4- 3	3- 2			
2- 4	0- 0	0- 0	NEUTRAL	0- 2	2- 2	1- 2			
7- 8	0- 2	0- 0	NON-CONFERENCE	0- 2	7- 4	3- 2			
4- 1	0- 0	0- 0	HOME	0- 0	4- 1	2- 0			
1- 3	0- 2	0- 0	AWAY	0- 0	1- 1	0- 0			
2- 4	0- 0	0- 0	NEUTRAL	0- 2	2- 2	1- 2			
8- 7	0- 0	0- 2	CONFERENCE	0- 2	8- 3	8- 3			
5- 3	0- 0	0- 1	HOME	0- 1	5- 1	5- 1			
3- 4	0- 0	0- 1	AWAY	0- 1	3- 2	3- 2			
0- 0	0- 0	0- 0	NEUTRAL	0- 0	0- 0	0- 0			

RPI 1-25				RPI 26-50				RPI 51-100				RPI 101+ Team's RPI: 208			
RPI	S	Opponent	Score	RPI	S	Opponent	Score	RPI	S	Opponent	Score	RPI	S	Opponent	Score
9	A	Florida St.	39 84	45	A	FGCU	40 80	58	N	Western Ky.	58 66	110	H	Chattanooga	78 67
11	A	Texas	59 95	45	H	FGCU	60 74	92	N	Wright St.	59 64	126	H	Texas St.	61 54
								96	A	Jacksonville	63 73	168	A	South Ala.	33 49
								96	H	Jacksonville	54 61	169	A	SIUE	65 61
												180	N	Florida	85 71
												187	H	High Point	64 69
												204	H	Richmond	72 67
												218	N	Providence	45 56
												240	A	North Florida	68 51
												240	H	North Florida	68 55
												240	H	North Florida	55 63
												256	H	Northern Ky.	67 56
												259	A	Lipscomb	59 55
												259	H	Lipscomb	91 71
												283	N	UMKC	50 67
												300	A	Kennesaw St.	49 66
												300	H	Kennesaw St.	96 53
												303	A	USC Upstate	64 69
												303	H	USC Upstate	62 61
												333	N	Delaware St.	58 43
												339	A	NJIT	72 53
												339	H	NJIT	73 55

LAST 12 Division I GAMES:															
168	A	South Ala.	33 49	339	A	NJIT	72 53	96	H	Jacksonville	54 61	240	A	North Florida	68 51
240	H	North Florida	55 63	96	A	Jacksonville	63 73	240	H	North Florida	68 55	300	A	Kennesaw St.	49 66
45	H	FGCU	60 74	240	A	North Florida	68 51	300	H	Kennesaw St.	96 53	303	A	USC Upstate	64 69
259	H	Lipscomb	91 71	300	H	Kennesaw St.	96 53	303	A	USC Upstate	64 69				
300	H	Kennesaw St.	96 53												
303	A	USC Upstate	64 69												

Non-Div I Games: Thomas (GA) 92 41 Webber Int'l 67 30

Stetson

Stony Brook

Through Games Of April 1, 2018

Average RPI Win:	268	WON-LOST	WINNING	LAST 10	STRENGTH OF	OPP. STRENGTH	TEAM	ADJ.	CONF.	ADJ CONF.
Average RPI Loss:	128	RECORD	PCT. RANK	GAMES	SCHEDULE	OF SCHEDULE	RPI	RPI	RPI	RPI
DIV. I ONLY	17- 12	119	7- 3	305	250	189	189	20	20	
DIV. I NON-CONF.	7- 5	122	0- 0	337	250	226	226	24	24	
TOTALS	RPI 1-25	RPI 26-50	W-L RECORDS	RPI 51-100	RPI 101-999	RPI 201+				
17- 12	0- 0	0- 1	OVERALL	1- 5	16- 6	13- 1				
8- 5	0- 0	0- 0	HOME	1- 2	7- 3	7- 0				
9- 6	0- 0	0- 1	AWAY	0- 3	9- 2	6- 1				
0- 1	0- 0	0- 0	NEUTRAL	0- 0	0- 1	0- 0				
7- 5	0- 0	0- 1	NON-CONFERENCE	0- 2	7- 2	7- 1				
4- 1	0- 0	0- 0	HOME	0- 1	4- 0	4- 0				
3- 4	0- 0	0- 1	AWAY	0- 1	3- 2	3- 1				
0- 0	0- 0	0- 0	NEUTRAL	0- 0	0- 0	0- 0				
10- 7	0- 0	0- 0	CONFERENCE	1- 3	9- 4	6- 0				
4- 4	0- 0	0- 0	HOME	1- 1	3- 3	3- 0				
6- 2	0- 0	0- 0	AWAY	0- 2	6- 0	3- 0				
0- 1	0- 0	0- 0	NEUTRAL	0- 0	0- 1	0- 0				

RPI S Opponent Score	RPI S Opponent Score	RPI S Opponent Score	RPI S Opponent Score
41 A Syracuse 70 81	62 A Harvard 53 60	137 A Hartford 66 58	
	73 A Maine 56 64	137 H Hartford 68 75	
	73 H Maine 76 68	160 A Binghamton 67 59	
	82 A Albany (NY) 58 64	160 H Binghamton 64 69	
	82 H Albany (NY) 68 72	177 A Northwestern 36 68	
	90 H Yale 71 77	181 A New Hampshire 62 56	
		181 H New Hampshire 50 51	
		181 N New Hampshire 54 71	
		255 A Hofstra 73 49	
		264 H Manhattan 74 59	
		266 A Cornell 40 48	
		280 A Fairleigh Dickinson 56 51	
		287 H Central Conn. St. 60 55	
		295 A Vermont 55 49	
		295 H Vermont 80 57	
		323 A UMBC 69 44	
		323 H UMBC 53 49	
		325 A Ga. Southern 68 49	
		328 H Wagner 69 50	
		342 H Iona 63 46	
		348 A UMass Lowell 63 60	
		348 H UMass Lowell 59 50	
LAST 12 Division I GAMES:			
181 N New Hampshire 54 71	160 H Binghamton 64 69		
295 A Vermont 55 49	137 A Hartford 66 58		
181 A New Hampshire 62 56	323 A UMBC 69 44		
323 H UMBC 53 49	82 A Albany (NY) 58 64		
73 H Maine 76 68	348 H UMass Lowell 59 50		
348 A UMass Lowell 63 60	181 H New Hampshire 50 51		

Non-Div I Games: Farmingdale St. 76 25

Stony Brook

Loss, Non-Conf, S Site, H Home A Away N Neutral

Average RPI Win:	155	WON-LOST	WINNING	LAST 10	STRENGTH OF	OPP. STRENGTH	TEAM	ADJ.	CONF.	ADJ CONF.
Average RPI Loss:	28	RECORD	PCT. RANK	GAMES	SCHEDULE	OF SCHEDULE	RPI	RPI	RPI	RPI
DIV. I ONLY	22- 9	53	6- 4	67	25	41	41	1	1	
DIV. I NON-CONF.	12- 2	13	0- 1	125	103	43	43	1	1	

TOTALS	RPI 1-25	RPI 26-50	W-L RECORDS	RPI 51-100	RPI 101-999	RPI 201+				
22- 9	2- 4	0- 4	OVERALL	4- 1	16- 0	7- 0				
13- 2	2- 1	0- 1	HOME	2- 0	9- 0	4- 0				
6- 4	0- 2	0- 1	AWAY	2- 1	4- 0	1- 0				
3- 3	0- 1	0- 2	NEUTRAL	0- 0	3- 0	2- 0				
12- 2	0- 1	0- 1	NON-CONFERENCE	3- 0	9- 0	5- 0				
7- 0	0- 0	0- 0	HOME	1- 0	6- 0	3- 0				
2- 0	0- 0	0- 0	AWAY	2- 0	0- 0	0- 0				
3- 2	0- 1	0- 1	NEUTRAL	0- 0	3- 0	2- 0				
10- 7	2- 3	0- 3	CONFERENCE	1- 1	7- 0	2- 0				
6- 2	2- 1	0- 1	HOME	1- 0	3- 0	1- 0				
4- 4	0- 2	0- 1	AWAY	0- 1	4- 0	1- 0				
0- 1	0- 0	0- 1	NEUTRAL	0- 0	0- 0	0- 0				

RPI 1-25				RPI 26-50				Team's RPI: 41				RPI 51-100				RPI 101+			
RPI	S	Opponent	Score	RPI	S	Opponent	Score	RPI	S	Opponent	Score	RPI	S	Opponent	Score	RPI	S	Opponent	Score
1	A	Notre Dame	72 87	30	A	Vi rgi ni a	63 68	56	A	Mi ami (FL)	67 72	111	A	Wake Forest	71 61				
3	H	Louisville	77 84	46	N	Okl ahoma St.	57 84	59	H	Drexel	72 62	114	A	North Carolina	86 80				
4	N	Missi ssi ppi St.	65 76	47	H	Vi rgi ni a Tech	64 73	65	H	Georgi a Tech	88 77	137	H	Hartford	75 63				
9	H	Florida St.	76 69	47	N	Vi rgi ni a Tech	70 85	78	A	George Washi ngton	74 62	153	N	Vanderbil t	84 78				
14	H	Duke	68 65					95	A	UNLV	69 55	163	H	Clemson	86 51				
16	A	NC State	56 60									177	H	Northwestern	81 74				
												185	A	Pi ttsburgh	62 53				
												185	H	Pi ttsburgh	70 52				
												189	H	Stony Brook	81 70				
												206	N	Wi sconsi n	77 74				
												209	A	Boston College	75 57				
												209	H	Boston College	69 63				
												222	N	Coastal Caro.	69 57				
												267	H	UMES	68 45				
												272	H	Morgan St.	95 68				
												290	H	Col gate	79 39				

Average RPI Win:	142	WON-LOST	WINNING	LAST 10	STRENGTH OF	OPP. STRENGTH	TEAM	ADJ.	CONF.	ADJ CONF.
Average RPI Loss:	50	RECORD	PCT. RANK	GAMES	SCHEDULE	OF SCHEDULE	RPI	RPI	RPI	RPI
DIV. I ONLY	23- 13	88	6- 4	41	54	49	49	4	4	
DIV. I NON-CONF.	13- 3	26	4- 1	94	133	40	40	5	5	

TOTALS	RPI 1-25	RPI 26-50	W-L RECORDS	RPI 51-100	RPI 101-999	RPI 201+				
23- 13	1- 5	2- 4	OVERALL	7- 2	13- 2	6- 0				
13- 5	1- 1	1- 1	HOME	3- 2	8- 1	3- 0				
7- 7	0- 3	0- 3	AWAY	4- 0	3- 1	2- 0				
3- 1	0- 1	1- 0	NEUTRAL	0- 0	2- 0	1- 0				
13- 3	0- 1	0- 1	NON-CONFERENCE	4- 1	9- 0	4- 0				
8- 1	0- 0	0- 0	HOME	2- 1	6- 0	2- 0				
3- 2	0- 1	0- 1	AWAY	2- 0	1- 0	1- 0				
2- 0	0- 0	0- 0	NEUTRAL	0- 0	2- 0	1- 0				
10- 10	1- 4	2- 3	CONFERENCE	3- 1	4- 2	2- 0				
5- 4	1- 1	1- 1	HOME	1- 1	2- 1	1- 0				
4- 5	0- 2	0- 2	AWAY	2- 0	2- 1	1- 0				
1- 1	0- 1	1- 0	NEUTRAL	0- 0	0- 0	0- 0				

RPI 1-25				RPI 26-50				Team's RPI: 49				RPI 51-100				RPI 101+			
RPI	S	Opponent	Score	RPI	S	Opponent	Score	RPI	S	Opponent	Score	RPI	S	Opponent	Score	RPI	S	Opponent	Score
5	A	Bayl or	63 83	39	A	Okl ahoma	71 84	60	A	West Virgini a	76 74	102	H	Lamar Uni versi ty	80 68				
5	H	Bayl or	53 85	39	H	Okl ahoma	62 58	60	H	West Vi rgini a	82 87	107	A	Iowa St.	75 52				
5	N	Bayl or	48 94	39	N	Okl ahoma	90 83	63	A	South Dakota	79 71	107	H	Iowa St.	63 66				
11	A	Texas	65 92	40	A	Indi ana	58 71	86	H	Al abama	88 67	126	H	Texas St.	82 58				
11	H	Texas	79 77	46	A	Okl ahoma St.	72 85	87	A	Kansas St.	68 63	133	N	Idaho	86 76				
17	A	Texas A&M	58 71	46	H	Okl ahoma St.	54 71	87	H	Kansas St.	87 70	156	H	Hampton	90 68				
								89	A	New Mexi co	81 72	174	H	Oral Roberts	72 58				
								90	H	Yale	72 82	182	A	Kansas	77 86				
								97	H	Missouri St.	86 51	182	H	Kansas	76 66				
												215	A	SMU	64 58				
												249	A	Texas Tech	72 60				
												249	H	Texas Tech	93 72				
												271	N	Ari zona	68 59				
												297	H	Southeastern La.	112 62				
												337	H	Northwestern St.	89 51				
LAST 12 Di vi si on I GAMES:																			
40	A	Indi ana	58 71	39	N	Okl ahoma	90 83												
63	A	South Dakota	79 71	46	A	Okl ahoma St.	72 85												
89	A	New Mexi co	81 72	5	H	Bayl or	53 85												
97	H	Missouri St.	86 51	249	A	Texas Tech	72 60												
102	H	Lamar Uni versi ty	80 68	87	H	Kansas St.	87 70												
5	N	Bayl or	48 94	107	H	Iowa St.	63 66												

Average RPI	Win: 210	WON-LOST	WINNING	LAST 10	STRENGTH OF	OPP. STRENGTH	TEAM	ADJ.	CONF.	ADJ CONF.
Average RPI	Loss: 79	RECORD	PCT. RANK	GAMES	SCHEDULE	OF SCHEDULE	RPI	RPI	RPI	RPI
DIV. I ONLY	12- 19	233	3- 7	94	78	192	192	7	7	
DIV. I NON-CONF.	8- 5	104	0- 0	204	97	179	179	7	7	

TOTALS	RPI 1-25	RPI 26-50	W-L RECORDS	RPI 51-100	RPI 101-999	RPI 201+				
12- 19	0- 5	0- 5	OVERALL	1- 2	11- 7	6- 1				
8- 11	0- 3	0- 3	HOME	1- 2	7- 3	4- 0				
3- 7	0- 1	0- 0	AWAY	0- 0	3- 1	2- 0				
1- 1	0- 0	0- 1	NEUTRAL	0- 0	1- 0	0- 0				
8- 5	0- 1	0- 2	NON-CONFERENCE	1- 1	7- 1	4- 0				
6- 5	0- 1	0- 2	HOME	1- 1	5- 1	2- 0				
2- 0	0- 0	0- 0	AWAY	0- 0	2- 0	2- 0				
0- 0	0- 0	0- 0	NEUTRAL	0- 0	0- 0	0- 0				
4- 14	0- 4	0- 3	CONFERENCE	0- 1	4- 6	2- 1				
2- 6	0- 2	0- 1	HOME	0- 1	2- 2	2- 0				
1- 7	0- 2	0- 1	AWAY	0- 0	1- 4	0- 1				
1- 1	0- 0	0- 1	NEUTRAL	0- 0	1- 0	0- 0				

RPI 1-25				RPI 26-50				RPI 51-100				RPI 101+				Team's RPI: 192
RPI	S	Opponent	Score	RPI	S	Opponent	Score	RPI	S	Opponent	Score	RPI	S	Opponent	Score	
2	A	UConn	45 106	26	H	Villanova	65 69	61	H	Penn	59 74	117	A	Cincinnati	72 80	
2	H	UConn	57 113	42	H	Rutgers	67 84	62	H	Harvard	86 64	117	H	Cincinnati	52 70	
10	H	South Carolina	60 87	50	A	UCF	46 76	80	H	Houston	75 99	129	A	Tulane	65 69	
19	A	South Fla.	60 76	50	H	UCF	57 64					131	H	Saint Joseph's	69 66	
19	H	South Fla.	73 89	50	N	UCF	70 77					150	A	Wichita St.	81 88	
												150	N	Wichita St.	72 59	
												156	H	Hampton	65 56	
												161	H	Marist	83 77	
												167	H	Ole Miss	48 64	
												196	H	Memphis	78 83	
												198	A	East Carolina	65 64	
												202	H	Tulsa	76 75	
												215	A	SMU	56 60	
												215	H	SMU	55 52	
												246	A	La Salle	69 52	
												328	H	Wagner	70 36	
												333	H	Delaware St.	96 72	
												342	A	Iona	59 54	

LAST 12 Division I GAMES:																
				50	N	UCF	70 77	150	A	Wichita St.	81 88					
				150	N	Wichita St.	72 59	50	H	UCF	57 64					
				196	H	Memphis	78 83	129	A	Tulane	65 69					
				198	A	East Carolina	65 64	202	H	Tulsa	76 75					
				117	H	Cincinnati	52 70	215	A	SMU	56 60					
				2	A	UConn	45 106	19	A	South Fla.	60 76					

Non-Div I Games:

Temple

Average RPI Win:	105	WON-LOST RECORD	WINNING PCT. RANK	LAST 10 GAMES	STRENGTH OF SCHEDULE	OPP. STRENGTH OF SCHEDULE	TEAM RPI	ADJ. RPI	CONF. RPI	ADJ. CONF. RPI
Average RPI Loss:	25									
DIV. I ONLY	25- 8	36	6- 4	9	10	12	12	2	2	
DIV. I NON-CONF.	13- 2	9	1- 1	10	34	6	6	2	2	

TOTALS	RPI 1-25	RPI 26-50	W-L RECORDS	RPI 51-100	RPI 101-999	RPI 201+				
25- 8	7- 5	1- 2	OVERALL	4- 1	13- 0	2- 0				
14- 3	4- 1	0- 1	HOME	2- 1	8- 0	1- 0				
7- 4	2- 3	0- 1	AWAY	1- 0	4- 0	1- 0				
4- 1	1- 1	1- 0	NEUTRAL	1- 0	1- 0	0- 0				
13- 2	3- 1	1- 1	NON-CONFERENCE	3- 0	6- 0	2- 0				
8- 1	1- 0	0- 1	HOME	2- 0	5- 0	1- 0				
2- 1	1- 1	0- 0	AWAY	0- 0	1- 0	1- 0				
3- 0	1- 0	1- 0	NEUTRAL	1- 0	0- 0	0- 0				
12- 6	4- 4	0- 1	CONFERENCE	1- 1	7- 0	0- 0				
6- 2	3- 1	0- 0	HOME	0- 1	3- 0	0- 0				
5- 3	1- 2	0- 1	AWAY	1- 0	3- 0	0- 0				
1- 1	0- 1	0- 0	NEUTRAL	0- 0	1- 0	0- 0				

RPI	S	Opponent	Score
1	A	Notre Dame	70 84
4	H	Mississippi St.	52 71
10	A	South Carolina	86 70
10	H	South Carolina	65 46
10	N	South Carolina	62 73
11	H	Texas	82 75
13	A	Stanford	83 71
17	A	Texas A&M	76 79
17	H	Texas A&M	82 67
21	N	Marquette	101 99
23	A	Missouri	73 77
25	H	Georgia	62 46

RPI	S	Opponent	Score
27	H	Oregon St.	59 66
31	A	LSU	59 70
46	N	Oklahoma St.	79 69

RPI	S	Opponent	Score
63	N	South Dakota	69 49
70	H	James Madison	89 60
81	H	Liberty	100 60
86	H	Alabama	63 72
88	A	Kentucky	63 49

RPI	S	Opponent	Score
103	H	Auburn	70 59
103	N	Auburn	64 61
115	H	ETSU	87 49
118	H	Central Ark.	77 34
142	A	Arkansas	90 85
150	H	Wichita St.	68 56
153	A	Vanderbilt	74 64
153	H	Vanderbilt	86 73
167	H	Ole Miss	75 66
175	H	Troy	131 69
180	A	Florida	70 42
301	A	Long Beach St.	90 61
317	H	Alabama St.	104 51

LAST 12 Division I GAMES:

27	H	Oregon St.	59	66	23	A	Missouri	73	77
81	H	Liberty	100	60	86	H	Alabama	63	72
10	N	South Carolina	62	73	25	H	Georgia	62	46
103	N	Auburn	64	61	142	A	Arkansas	90	85
10	H	South Carolina	65	46	153	A	Vanderbilt	74	64
180	A	Florida	70	42	17	H	Texas A&M	82	67

Non-Div I Games:

Tennessee

Average RPI Win:	309	WON-LOST	WINNING	LAST 10	STRENGTH OF	OPP. STRENGTH	TEAM	ADJ.	CONF.	ADJ CONF.
Average RPI Loss:	193	RECORD	PCT. RANK	GAMES	SCHEDULE	OF SCHEDULE	RPI	RPI	RPI	RPI
DIV. I ONLY	5- 21	325	3- 7	258	311	330	330	25	25	
DIV. I NON-CONF.	1- 7	310	0- 0	180	287	316	316	27	27	

TOTALS	RPI 1-25	RPI 26-50	W-L RECORDS	RPI 51-100	RPI 101-999	RPI 201+				
5- 21	0- 1	0- 0	OVERALL	0- 3	5- 17	5- 8				
4- 10	0- 0	0- 0	HOME	0- 2	4- 8	4- 4				
1- 11	0- 1	0- 0	AWAY	0- 1	1- 9	1- 4				
0- 0	0- 0	0- 0	NEUTRAL	0- 0	0- 0	0- 0				
1- 7	0- 1	0- 0	NON-CONFERENCE	0- 1	1- 5	1- 3				
1- 4	0- 0	0- 0	HOME	0- 1	1- 3	1- 2				
0- 3	0- 1	0- 0	AWAY	0- 0	0- 2	0- 1				
0- 0	0- 0	0- 0	NEUTRAL	0- 0	0- 0	0- 0				
4- 14	0- 0	0- 0	CONFERENCE	0- 2	4- 12	4- 5				
3- 6	0- 0	0- 0	HOME	0- 1	3- 5	3- 2				
1- 8	0- 0	0- 0	AWAY	0- 1	1- 7	1- 3				
0- 0	0- 0	0- 0	NEUTRAL	0- 0	0- 0	0- 0				

RPI 1-25				RPI 26-50				RPI 51-100				RPI 101+				Team's RPI: 330
RPI	S	Opponent	Score	RPI	S	Opponent	Score	RPI	S	Opponent	Score	RPI	S	Opponent	Score	
3	A	Louisville	56 95					57	H	Bell St.	65 85	158	A	UT Martin	68 80	
								67	A	Belmont	42 84	166	A	Jacksonville St.	61 62	
								67	H	Belmont	70 87	166	H	Jacksonville St.	56 75	
												169	A	SIUE	63 74	
												169	H	SIUE	76 88	
												175	H	Troy	66 95	
												193	A	Morehead St.	81 97	
												193	H	Morehead St.	69 71	
												196	A	Memphis	75 79	
												220	A	Arkansas St.	62 68	
												228	A	Southeast Mo. St.	66 71	
												250	H	Austin Peay	59 75	
												259	H	Lipscomb	71 64	
												294	H	Murray St.	73 85	
												308	H	Alabama A&M	75 77	
												311	H	Marshall	65 71	
												313	A	Tennessee Tech	65 68	
												313	H	Tennessee Tech	76 66	
												315	A	Eastern Ky.	59 58	
												315	H	Eastern Ky.	69 58	
												345	A	Eastern Ill.	59 66	
												345	H	Eastern Ill.	86 68	
LAST 12 Division I GAMES:																
				67	A	Belmont	42 84	315	A	Eastern Ky.	59 58					
				313	A	Tennessee Tech	65 68	193	A	Morehead St.	81 97					
				315	H	Eastern Ky.	69 58	345	H	Eastern Ill.	86 68					
				193	H	Morehead St.	69 71	169	H	SIUE	76 88					
				166	A	Jacksonville St.	61 62	294	H	Murray St.	73 85					
				67	H	Belmont	70 87	250	H	Austin Peay	59 75					

Non-Div I Games: Fisk 93 48

Tennessee St.

Average RPI Win:	287	WON-LOST	WINNING	LAST 10	STRENGTH OF	OPP. STRENGTH	TEAM	ADJ.	CONF.	ADJ CONF.
Average RPI Loss:	179	RECORD	PCT. RANK	GAMES	SCHEDULE	OF SCHEDULE	RPI	RPI	RPI	RPI
DIV. I ONLY	5- 22	326	3- 7	205	291	313	313	25	25	
DIV. I NON-CONF.	1- 8	313	0- 0	110	173	285	285	27	27	

TOTALS	RPI 1-25	RPI 26-50	W-L RECORDS	RPI 51-100	RPI 101-999	RPI 201+				
5- 22	0- 1	0- 0	OVERALL	0- 5	5- 16	4- 8				
3- 10	0- 0	0- 0	HOME	0- 2	3- 8	3- 4				
2- 12	0- 1	0- 0	AWAY	0- 3	2- 8	1- 4				
0- 0	0- 0	0- 0	NEUTRAL	0- 0	0- 0	0- 0				
1- 8	0- 1	0- 0	NON-CONFERENCE	0- 3	1- 4	1- 1				
1- 3	0- 0	0- 0	HOME	0- 1	1- 2	1- 1				
0- 5	0- 1	0- 0	AWAY	0- 2	0- 2	0- 0				
0- 0	0- 0	0- 0	NEUTRAL	0- 0	0- 0	0- 0				
4- 14	0- 0	0- 0	CONFERENCE	0- 2	4- 12	3- 7				
2- 7	0- 0	0- 0	HOME	0- 1	2- 6	2- 3				
2- 7	0- 0	0- 0	AWAY	0- 1	2- 6	1- 4				
0- 0	0- 0	0- 0	NEUTRAL	0- 0	0- 0	0- 0				

RPI 1-25				RPI 26-50				RPI 51-100				RPI 101+ Team's RPI: 313			
RPI	S	Opponent	Score	RPI	S	Opponent	Score	RPI	S	Opponent	Score	RPI	S	Opponent	Score
25	A	Georgia	48 56					67	A	Belmont	59 78	113	A	Middle Tenn.	44 58
								67	H	Belmont	60 68	115	A	ETSU	55 74
								88	A	Kentucky	54 82	124	H	Radford	41 60
								91	H	IUPUI	54 68	158	H	UT Martin	51 67
								92	A	Wright St.	59 82	166	A	Jacksonville St.	60 58
												166	H	Jacksonville St.	59 73
												169	A	SIUE	58 65
												193	A	Morehead St.	51 53
												193	H	Morehead St.	67 74
												228	H	Southeast Mo. St.	66 70
												250	A	Austin Peay	52 53
												250	H	Austin Peay	63 59
												259	H	Lipscomb	57 61
												294	A	Murray St.	73 80
												294	H	Murray St.	63 72
												315	A	Eastern Ky.	53 55
												315	H	Eastern Ky.	68 76
												330	A	Tennessee St.	66 76
												330	H	Tennessee St.	68 65
												343	H	Winthrop	70 41
												345	A	Eastern Ill.	60 57
LAST 12 Division I GAMES:															
166	H	Jacksonville St.	59 73	345	A	Eastern Ill.	60 57								
330	H	Tennessee St.	68 65	169	A	SIUE	58 65								
294	A	Murray St.	73 80	158	H	UT Martin	51 67								
250	A	Austin Peay	52 53	228	H	Southeast Mo. St.	66 70								
67	H	Belmont	60 68	193	A	Morehead St.	51 53								
166	A	Jacksonville St.	60 58	315	A	Eastern Ky.	53 55								

Non-Div I Games: Cumberland (TN) 83 52 Tenn. Wesleyan 84 66

Tennessee Tech

Average RPI Win:	120	WON-LOST	WINNING	LAST 10	STRENGTH OF	OPP. STRENGTH	TEAM	ADJ.	CONF.	ADJ CONF.
Average RPI Loss:	12	RECORD	PCT. RANK	GAMES	SCHEDULE	OF SCHEDULE	RPI	RPI	RPI	RPI
DIV. I ONLY	28- 7	16	7- 3	20	9	11	11	4	4	
DIV. I NON-CONF.	11- 3	37	2- 1	39	15	24	24	5	5	

TOTALS	RPI 1-25	RPI 26-50	W-L RECORDS	RPI 51-100	RPI 101-999	RPI 201+				
28- 7	2- 6	6- 1	OVERALL	7- 0	13- 0	6- 0				
16- 2	1- 2	3- 0	HOME	4- 0	8- 0	5- 0				
8- 3	1- 2	2- 1	AWAY	2- 0	3- 0	1- 0				
4- 2	0- 2	1- 0	NEUTRAL	1- 0	2- 0	0- 0				
11- 3	2- 3	1- 0	NON-CONFERENCE	2- 0	6- 0	4- 0				
8- 1	1- 1	0- 0	HOME	2- 0	5- 0	4- 0				
1- 1	1- 1	0- 0	AWAY	0- 0	0- 0	0- 0				
2- 1	0- 1	1- 0	NEUTRAL	0- 0	1- 0	0- 0				
17- 4	0- 3	5- 1	CONFERENCE	5- 0	7- 0	2- 0				
8- 1	0- 1	3- 0	HOME	2- 0	3- 0	1- 0				
7- 2	0- 1	2- 1	AWAY	2- 0	3- 0	1- 0				
2- 1	0- 1	0- 0	NEUTRAL	1- 0	1- 0	0- 0				

RPI	S	Opponent	Score	RPI	S	Opponent	Score	RPI	S	Opponent	Score	RPI	S	Opponent	Score
2	H	UConn	71 75	31	N	LSU	75 66	51	H	Arizona St.	85 65	107	A	Iowa St.	72 59
5	A	Baylor	56 81	39	A	Oklahoma	88 78	60	A	West Virginia	73 55	107	H	Iowa St.	87 55
5	H	Baylor	87 93	39	H	Oklahoma	79 66	60	H	West Virginia	79 58	107	N	Iowa St.	81 69
5	N	Baylor	69 77	46	A	Oklahoma St.	77 62	60	N	West Virginia	68 55	141	H	Louisiana Tech	88 54
8	N	UCLA	75 84	46	H	Oklahoma St.	84 79	73	H	Maine	83 54	182	A	Kansas	55 41
9	H	Florida St.	87 72	49	A	TCU	77 79	87	A	Kansas St.	75 64	182	H	Kansas	79 62
12	A	Tennessee	75 82	49	H	TCU	92 65	87	H	Kansas St.	76 54	196	N	Washington	92 68
25	A	Georgia	81 53									208	H	Stetson	95 59

LAST 12 Division I GAMES:															
8	N	UCLA	75 84	39	H	Oklahoma	79 66	107	A	Iowa St.	72 59	5	H	Baylor	87 93
51	H	Arizona St.	85 65	46	A	Oklahoma St.	77 62	60	N	West Virginia	68 55	249	A	Texas Tech	90 39
73	H	Maine	83 54	49	A	TCU	77 79	87	H	Kansas St.	76 54	249	H	Texas Tech	87 72
5	N	Baylor	69 77									258	H	UTSA	120 70
60	N	West Virginia	68 55									278	H	McNeese	100 34
107	N	Iowa St.	81 69									337	H	Northwestern St.	68 44

Non-Div I Games:

Texas

Average RPI Win:	114	WON-LOST	WINNING	LAST 10	STRENGTH OF	OPP. STRENGTH	TEAM	ADJ.	CONF.	ADJ CONF.
Average RPI Loss:	16	RECORD	PCT. RANK	GAMES	SCHEDULE	OF SCHEDULE	RPI	RPI	RPI	RPI
DIV. I ONLY	26- 10	49	7- 3	8	20	17	17	2	2	
DIV. I NON-CONF.	13- 4	48	2- 1	11	33	19	19	2	2	

TOTALS	RPI 1-25	RPI 26-50	W-L RECORDS	RPI 51-100	RPI 101-999	RPI 201+				
26- 10	3- 8	3- 1	OVERALL	7- 1	13- 0	4- 0				
17- 3	3- 2	2- 0	HOME	5- 1	7- 0	2- 0				
6- 4	0- 3	0- 1	AWAY	2- 0	4- 0	1- 0				
3- 3	0- 3	1- 0	NEUTRAL	0- 0	2- 0	1- 0				
13- 4	1- 3	1- 0	NON-CONFERENCE	5- 1	6- 0	4- 0				
10- 2	1- 1	1- 0	HOME	4- 1	4- 0	2- 0				
2- 0	0- 0	0- 0	AWAY	1- 0	1- 0	1- 0				
1- 2	0- 2	0- 0	NEUTRAL	0- 0	1- 0	1- 0				
13- 6	2- 5	2- 1	CONFERENCE	2- 0	7- 0	0- 0				
7- 1	2- 1	1- 0	HOME	1- 0	3- 0	0- 0				
4- 4	0- 3	0- 1	AWAY	1- 0	3- 0	0- 0				
2- 1	0- 1	1- 0	NEUTRAL	0- 0	1- 0	0- 0				

RPI	S	Opponent	Score	RPI	S	Opponent	Score	RPI	S	Opponent	Score	RPI	S	Opponent	Score
1	N	Notre Dame	84 90	31	A	LSU	78 80	55	A	Southern California	75 74	103	A	Auburn	82 73
4	A	Mississippi St.	55 76	31	H	LSU	69 59	60	H	West Virginia	56 70	103	H	Auburn	78 59
4	N	Mississippi St.	55 70	31	N	LSU	75 69	69	H	Drake	89 76	118	H	Central Ark.	72 61
6	H	Oregon	68 83	49	H	TCU	71 58	80	H	Houston	83 65	142	A	Arkansas	104 60
6	N	Oregon	62 84					85	H	Little Rock	66 49	142	N	Arkansas	82 52
10	A	South Carolina	59 61					86	A	Alabama	73 54	153	A	Vanderbilt	91 67
12	A	Tennessee	67 82					88	H	Kentucky	74 70	162	H	Louisiana	83 62
12	H	Tennessee	79 76					99	H	Rice	82 76	167	H	Ole Miss	83 54
22	H	DePaul	80 79									180	H	Florida	85 80
23	H	Missouri	82 63									215	H	SMU	79 57
25	H	Georgia	84 92									243	H	Prairie View	98 70
LAST 12 Division I GAMES:															
1	N	Notre Dame	84 90	23	H	Missouri	82 63	142	A	Arkansas	104 60	4	A	Mississippi St.	55 76
22	H	DePaul	80 79					180	H	Florida	85 80	31	A	LSU	78 80
69	H	Drake	89 76					167	H	Ole Miss	83 54				
4	N	Mississippi St.	55 70												
31	N	LSU	75 69												
142	N	Arkansas	82 52												

Non-Div I Games:

Texas A&M

Texas Southern				Through Games of April 17, 2018								
Average RPI	Win:	290	WON-LOST RECORD	WINNING PCT.	RANK	LAST 10 GAMES	STRENGTH OF SCHEDULE	OPP. STRENGTH OF SCHEDULE	TEAM RPI	ADJ. RPI	CONF. RPI	ADJ CONF. RPI
	DIV. I ONLY		17- 13		128	6- 4	341	344	232	232	32	32
	DIV. I NON-CONF.		3- 7		254	0- 1	297	277	270	270	32	32

TOTALS		RPI 1-25			RPI 26-50		W-L RECORDS		RPI 51-100	RPI 101-999		RPI 201+
17- 13	0- 0				0- 0		OVERALL		0- 0	17- 13		14- 5
8- 4	0- 0				0- 0		HOME		0- 0	8- 4		7- 1
7- 8	0- 0				0- 0		AWAY		0- 0	7- 8		5- 4
2- 1	0- 0				0- 0		NEUTRAL		0- 0	2- 1		2- 0
3- 7	0- 0				0- 0		NON-CONFERENCE		0- 0	3- 7		3- 1
0- 2	0- 0				0- 0		HOME		0- 0	0- 2		0- 0
1- 5	0- 0				0- 0		AWAY		0- 0	1- 5		1- 1
2- 0	0- 0				0- 0		NEUTRAL		0- 0	2- 0		2- 0
14- 6	0- 0				0- 0		CONFERENCE		0- 0	14- 6		11- 4
8- 2	0- 0				0- 0		HOME		0- 0	8- 2		7- 1
6- 3	0- 0				0- 0		AWAY		0- 0	6- 3		4- 3
0- 1	0- 0				0- 0		NEUTRAL		0- 0	0- 1		0- 0

[illegible]

Non-Div I Games:	Paul Quinn	85	59	Wiley	74	36
------------------	------------	----	----	-------	----	----

Texas Southern

■ Loss, ■ Non-Conf, S Site, H Home A Away N Neutral

Average RPI Win:	250	WON-LOST	WINNING	LAST 10	STRENGTH OF	OPP. STRENGTH	TEAM	ADJ.	CONF.	ADJ CONF.
Average RPI Loss:	130	RECORD	PCT. RANK	GAMES	SCHEDULE	OF SCHEDULE	RPI	RPI	RPI	RPI
DIV. I ONLY	23- 10	60	7- 3	293	238	126	126	22	22	
DIV. I NON-CONF.	7- 5	122	0- 1	248	262	144	144	23	23	

TOTALS	RPI 1-25	RPI 26-50	W-L RECORDS	RPI 51-100	RPI 101-999	RPI 201+				
23- 10	0- 0	0- 1	OVERALL	0- 4	23- 5	17- 2				
11- 2	0- 0	0- 0	HOME	0- 1	11- 1	7- 0				
10- 6	0- 0	0- 0	AWAY	0- 1	10- 0	9- 0				
2- 2	0- 0	0- 0	NEUTRAL	0- 1	2- 1	1- 0				
7- 5	0- 0	0- 1	NON-CONFERENCE	0- 2	7- 2	6- 1				
3- 1	0- 0	0- 0	HOME	0- 1	3- 0	2- 0				
4- 3	0- 0	0- 1	AWAY	0- 1	4- 1	4- 1				
0- 1	0- 0	0- 0	NEUTRAL	0- 0	0- 1	0- 0				
16- 5	0- 0	0- 0	CONFERENCE	0- 2	16- 3	11- 1				
8- 1	0- 0	0- 0	HOME	0- 0	8- 1	5- 0				
6- 3	0- 0	0- 0	AWAY	0- 1	6- 2	5- 1				
2- 1	0- 0	0- 0	NEUTRAL	0- 1	2- 0	1- 0				

RPI 1-25				RPI 26-50				RPI 51-100				RPI 101+				Team's RPI: 126		
RPI	S	Opponent	Score	RPI	S	Opponent	Score	RPI	S	Opponent	Score	RPI	S	Opponent	Score			
				49	A	TCU	58 82					134	N	Bethune-Cookman	56 62			
								80	H	Houston	67 72	144	H	Fresno St.	76 59			
								85	A	Little Rock	48 63	162	A	Louisiana	56 53			
								85	N	Little Rock	53 54	162	H	Louisiana	58 65			
								99	A	Rice	60 71	162	N	Louisiana	62 56			
												168	H	South Ala.	78 63			
												175	H	Troy	83 75			
												178	A	UT Arlington	59 61			
												178	H	UT Arlington	75 58			
												208	A	Stetson	54 61			
												220	A	Arkansas St.	67 55			
												222	A	Coastal Caro.	64 65			
												222	H	Coastal Caro.	78 69			
												222	N	Coastal Caro.	78 69			
												232	A	Texas Southern	70 56			
												243	H	Prairie View	84 57			
												249	A	Texas Tech	87 70			
												258	H	UTSA	91 38			
												262	A	Appalachian St.	69 54			
												262	H	Appalachian St.	92 50			
												304	A	Georgia St.	83 63			
												304	H	Georgia St.	62 40			
												314	A	Incarnate Word	74 33			
												325	A	Ga. Southern	81 56			
												325	H	Ga. Southern	60 51			
												336	A	Sam Houston St.	73 41			
												338	A	La.-Monroe	81 45			
												338	H	La.-Monroe	86 52			
				LAST 12 Division I GAMES:														
				99	A	Rice	60 71	304	H	Georgia St.	62 40							
				85	N	Little Rock	53 54	338	A	La.-Monroe	81 45							
				162	N	Louisiana	62 56	162	A	Louisiana	56 53							
				222	N	Coastal Caro.	78 69	178	A	UT Arlington	59 61							
				178	H	UT Arlington	75 58	262	H	Appalachian St.	92 50							
				325	H	Ga. Southern	60 51	222	H	Coastal Caro.	78 69							

Non-Div I Games:

Texas St.

Average RPI Win:	294	WON-LOST	WINNING	LAST 10	STRENGTH OF	OPP. STRENGTH	TEAM	ADJ.	CONF.	ADJ CONF.
Average RPI Loss:	63	RECORD	PCT. RANK	GAMES	SCHEDULE	OF SCHEDULE	RPI	RPI	RPI	RPI
DIV. I ONLY	7- 23	303	0- 10	85	66	249	249	4	4	
DIV. I NON-CONF.	6- 5	149	0- 0	267	304	251	251	5	5	

TOTALS	RPI 1-25	RPI 26-50	W-L RECORDS	RPI 51-100	RPI 101-999	RPI 201+				
7- 23	0- 5	0- 7	OVERALL	0- 6	7- 5	6- 0				
6- 12	0- 3	0- 4	HOME	0- 2	6- 3	6- 0				
1- 10	0- 2	0- 3	AWAY	0- 4	1- 1	0- 0				
0- 1	0- 0	0- 0	NEUTRAL	0- 0	0- 1	0- 0				
6- 5	0- 1	0- 1	NON-CONFERENCE	0- 2	6- 1	6- 0				
6- 3	0- 1	0- 1	HOME	0- 0	6- 1	6- 0				
0- 2	0- 0	0- 0	AWAY	0- 2	0- 0	0- 0				
0- 0	0- 0	0- 0	NEUTRAL	0- 0	0- 0	0- 0				
1- 18	0- 4	0- 6	CONFERENCE	0- 4	1- 4	0- 0				
0- 9	0- 2	0- 3	HOME	0- 2	0- 2	0- 0				
1- 8	0- 2	0- 3	AWAY	0- 2	1- 1	0- 0				
0- 1	0- 0	0- 0	NEUTRAL	0- 0	0- 1	0- 0				

RPI 1-25				RPI 26-50				RPI 51-100				RPI 101+ Team's RPI: 249			
RPI	S	Opponent	Score	RPI	S	Opponent	Score	RPI	S	Opponent	Score	RPI	S	Opponent	Score
5	A	Bayl or	49 97	31	H	LSU	40 48	60	A	West Vi rgi nia	52 82	107	A	Iowa St.	57 69
5	H	Bayl or	44 90	39	A	Okl ahoma	61 79	60	H	West Vi rgi nia	60 74	107	H	Iowa St.	54 66
11	A	Texas	72 87	39	H	Okl ahoma	52 73	80	A	Houston	75 79	107	N	Iowa St.	49 74
11	H	Texas	39 90	46	A	Okl ahoma St.	62 80	87	A	Kansas St.	69 83	126	H	Texas St.	70 87
17	H	Texas A&M	56 90	46	H	Okl ahoma St.	57 98	87	H	Kansas St.	63 86	182	A	Kansas	68 56
				49	A	TCU	72 93	89	A	New Mexi co	56 90	182	H	Kansas	47 60
				49	H	TCU	60 72					243	H	Prai ri e Vi ew	89 60
												307	H	UTRGV	80 64
												314	H	Incarnate Word	80 54
												331	H	Ark. -Pi ne Bl uff	74 47
												335	H	Fl ori da A&M	82 63
												348	H	UMass Lowell	93 65

LAST 12 Division I GAMES:															
107	N	Iowa St.	49 74	60	H	West Vi rgi nia	60 74	87	H	Kansas St.	69 83	5	H	Bayl or	44 90
87	H	Kansas St.	63 86	87	A	Kansas St.	69 83	46	A	Okl ahoma St.	62 80	52	A	West Vi rgi nia	52 82
39	A	Okl ahoma	61 79	5	H	Bayl or	44 90	11	H	Texas	39 90				
49	H	TCU	60 72												
107	A	Iowa St.	57 69												
11	A	Texas	72 87												

Non-Div I Games:

Texas Tech

Average RPI Win:	253	WON-LOST	WINNING	LAST 10	STRENGTH OF	OPP. STRENGTH	TEAM	ADJ.	CONF.	ADJ CONF.
Average RPI Loss:	154	RECORD	PCT. RANK	GAMES	SCHEDULE	OF SCHEDULE	RPI	RPI	RPI	RPI
DIV. I ONLY	9- 21	272	1- 9	252	182	282	282	10	10	
DIV. I NON-CONF.	5- 6	187	0- 0	328	318	276	276	11	11	

TOTALS	RPI 1-25	RPI 26-50	W-L RECORDS	RPI 51-100	RPI 101-999	RPI 201+				
9- 21	0- 0	0- 2	OVERALL	0- 5	9- 14	7- 7				
5- 9	0- 0	0- 1	HOME	0- 3	5- 5	4- 2				
3- 10	0- 0	0- 1	AWAY	0- 2	3- 7	2- 4				
1- 2	0- 0	0- 0	NEUTRAL	0- 0	1- 2	1- 1				
5- 6	0- 0	0- 0	NON-CONFERENCE	0- 1	5- 5	4- 3				
3- 2	0- 0	0- 0	HOME	0- 1	3- 1	2- 1				
1- 3	0- 0	0- 0	AWAY	0- 0	1- 3	1- 2				
1- 1	0- 0	0- 0	NEUTRAL	0- 0	1- 1	1- 0				
4- 15	0- 0	0- 2	CONFERENCE	0- 4	4- 9	3- 4				
2- 7	0- 0	0- 1	HOME	0- 2	2- 4	2- 1				
2- 7	0- 0	0- 1	AWAY	0- 2	2- 4	1- 2				
0- 1	0- 0	0- 0	NEUTRAL	0- 0	0- 1	0- 1				

RPI 1-25				RPI 26-50				RPI 51-100				RPI 101+ Team's RPI: 282			
RPI	S	Opponent	Score	RPI	S	Opponent	Score	RPI	S	Opponent	Score	RPI	S	Opponent	Score
35	A	El on	61 84	35	H	El on	45 71	59	A	Drexel	53 78	119	A	Del aware	49 51
								59	H	Drexel	54 62	119	H	Del aware	55 81
								70	A	James Madi son	45 69	124	N	Radford	66 69
								70	H	James Madi son	55 64	131	H	Saint Joseph's	90 66
								78	H	George Washi ngton	43 66	155	A	Northeastern	61 79
												155	H	Northeastern	61 70
												157	A	William & Mary	67 66
												157	H	William & Mary	63 75
												185	A	Pittsburgh	63 81
												219	A	Norfolk St.	76 86
												238	A	Loyola Maryl and	76 67
												252	A	UNCW	53 64
												252	H	UNCW	72 71
												252	N	UNCW	47 58
												255	A	Hofstra	72 83
												255	H	Hofstra	73 72
												263	A	Col. of Charleston	83 58
												263	H	Col. of Charleston	67 80
												277	A	Massachusetts	49 72
												290	H	Col gate	61 65
												323	H	UMBC	95 64
												328	H	Wagner	64 42
												331	N	Ark. -Pine Bluff	70 44
LAST 12 Division I GAMES:															
252	N	UNCW	47 58	70	H	James Madi son	55 64								
119	H	Del aware	55 81	255	H	Hofstra	73 72								
252	A	UNCW	53 64	157	H	William & Mary	63 75								
59	H	Drexel	54 62	59	A	Drexel	53 78								
255	A	Hofstra	72 83	35	H	El on	45 71								
155	A	Northeastern	61 79	263	A	Col. of Charleston	83 58								

Non-Di v I Games:

Towson

T
u
l
a
n
e

Tulane				Through Games Of April 1, 2018							
Average RPI	Win:	191	WON-LOST	WINNING	LAST 10	STRENGTH OF	OPP. STRENGTH	TEAM	ADJ.	CONF.	ADJ CONF.
Average RPI	Loss:	75	RECORD	PCT. RANK	GAMES	SCHEDULE	OF SCHEDULE	RPI	RPI	RPI	RPI
DIV. I ONLY			14- 17	206	3- 7	63	75	129	129	7	7
DIV. I NON-CONF.			8- 5	104	0- 0	122	108	98	98	7	7

TOTALS		RPI 1-25		RPI 26-50		W-L RECORDS		RPI 51-100	RPI 101-999	RPI 201+	
14- 17		0- 6		0- 3		OVERALL		1- 2	13- 6	6- 1	
9- 5		0- 2		0- 1		HOME		0- 1	9- 1	3- 0	
3- 9		0- 0		0- 0		AWAY		1- 0	2- 0	2- 0	
2- 3		0- 1		0- 1		NEUTRAL		0- 0	2- 1	1- 0	
8- 5		0- 1		0- 2		NON-CONFERENCE		1- 0	7- 2	3- 1	
5- 1		0- 0		0- 1		HOME		0- 0	5- 0	1- 0	
2- 2		0- 1		0- 0		AWAY		1- 0	1- 1	1- 1	
1- 2		0- 0		0- 1		NEUTRAL		0- 0	1- 1	1- 0	
6- 12		0- 5		0- 1		CONFERENCE		0- 2	6- 4	3- 0	
4- 4		0- 2		0- 0		HOME		0- 1	4- 1	2- 0	
1- 7		0- 2		0- 1		AWAY		0- 1	1- 3	1- 0	
1- 1		0- 1		0- 0		NEUTRAL		0- 0	1- 0	0- 0	

RPI 1-25			
RPI	S	Opponent	Score
2	A	UConn	45 98
2	H	UConn	47 91
2	N	UConn	56 82
16	A	NC State	55 79
19	A	South Fla.	46 75
19	H	South Fla.	53 63

RPI 26-50			
RPI	S	Opponent	Score
31	H	LSU	50 73
44	N	Dayton	65 71
50	A	UCF	51 59

RPI 51-100			
RPI	S	Opponent	Score
73	A	Maine	42 34
80	A	Houston	48 72
80	H	Houston	92 98

RPI 101+				Team's RPI: 129
RPI	S	Opponent	Score	
107	N	Iowa St.	64 67	
113	H	Middle Tenn.	62 44	
117	A	Cincinnati	52 83	
150	A	Wichita St.	70 81	
150	H	Wichita St.	56 64	
153	H	Vanderbilt	71 59	
175	H	Troy	106 75	
176	H	UTEP	67 56	
192	H	Temple	69 65	
196	A	Memphis	60 73	
196	N	Memphis	76 64	
198	H	East Carolina	64 58	
202	A	Tulsa	72 63	
202	H	Tulsa	70 39	
215	H	SMU	52 46	
217	A	Southern Miss.	58 66	
231	H	New Orleans	79 56	
269	N	San Diego St.	80 46	
278	A	McNeese	70 66	

LAST 12 Division I GAMES:			
2	N	UConn	56 82
196	N	Memphis	76 64
215	H	SMU	52 46
150	A	Wichita St.	70 81
2	H	UConn	47 91
196	A	Memphis	60 73
117	A	Cincinnati	52 83
192	H	Temple	69 65
19	H	South Fla.	53 63
80	A	Houston	48 72
2	A	UConn	45 98
198	H	East Carolina	64 58

Non-Div I Games:

Tulane

Average RPI Win:	157	WON-LOST	WINNING	LAST 10	STRENGTH OF	OPP. STRENGTH	TEAM	ADJ.	CONF.	ADJ CONF.
Average RPI Loss:	134	RECORD	PCT. RANK	GAMES	SCHEDULE	OF SCHEDULE	RPI	RPI	RPI	RPI
DIV. I ONLY	10- 20	255	2- 8	83	106	202	202	7	7	
DIV. I NON-CONF.	6- 6	169	0- 0	70	301	126	126	7	7	

TOTALS	RPI 1-25	RPI 26-50	W-L RECORDS	RPI 51-100	RPI 101-999	RPI 201+				
10- 20	0- 2	0- 1	OVERALL	4- 2	6- 15	3- 1				
5- 9	0- 1	0- 1	HOME	1- 2	4- 5	3- 0				
3- 10	0- 1	0- 0	AWAY	2- 0	1- 9	0- 1				
2- 1	0- 0	0- 0	NEUTRAL	1- 0	1- 1	0- 0				
6- 6	0- 0	0- 0	NON-CONFERENCE	2- 2	4- 4	3- 0				
3- 3	0- 0	0- 0	HOME	0- 2	3- 1	3- 0				
2- 3	0- 0	0- 0	AWAY	2- 0	0- 3	0- 0				
1- 0	0- 0	0- 0	NEUTRAL	0- 0	1- 0	0- 0				
4- 14	0- 2	0- 1	CONFERENCE	2- 0	2- 11	0- 1				
2- 6	0- 1	0- 1	HOME	1- 0	1- 4	0- 0				
1- 7	0- 1	0- 0	AWAY	0- 0	1- 6	0- 1				
1- 1	0- 0	0- 0	NEUTRAL	1- 0	0- 1	0- 0				

RPI	S	Opponent	Score	RPI	S	Opponent	Score	RPI	S	Opponent	Score	RPI	S	Opponent	Score	Team's RPI: 202
2	A	UConn	60 78	50	H	UCF	44 47	52	H	American	67 72	117	A	Cincinnati	41 78	
19	H	South Fla.	57 71					63	A	South Dakota	64 61	117	H	Cincinnati	64 51	
								67	H	Belmont	65 90	117	N	Cincinnati	65 66	
								80	H	Houston	83 77	127	A	Saint Louis	66 77	
								80	N	Houston	98 72	129	A	Tulane	39 70	
								85	A	Little Rock	74 61	129	H	Tulane	63 72	
												142	A	Arkansas	41 67	
												150	A	Wichita St.	67 62	
												150	H	Wichita St.	59 70	
												160	N	Binghamton	60 55	
												174	H	Oral Roberts	41 53	
												192	A	Temple	75 76	
												196	A	Memphis	56 65	
												196	H	Memphis	48 69	
												198	A	East Carolina	67 73	
												198	H	East Carolina	57 59	
												201	A	North Texas	43 66	
												215	A	SMU	70 74	
												220	H	Arkansas St.	68 58	
												283	H	UMKC	76 52	
												331	H	Ark.-Pine Bluff	87 37	
LAST 12 Division I GAMES:																
117	N	Cincinnati	65 66	80	H	Houston	83 77	215	A	SMU	70 74	192	A	Temple	75 76	
80	N	Houston	98 72	19	H	South Fla.	57 71	50	H	UCF	44 47	129	A	Tulane	39 70	
150	H	Wichita St.	59 70													
196	A	Memphis	56 65													
198	H	East Carolina	57 59													
117	A	Cincinnati	41 78													

Non-Div I Games: Alas. Anchorage 53 59

Tulsa

Average RPI Win:	200	WON-LOST	WINNING	LAST 10	STRENGTH OF	OPP. STRENGTH	TEAM	ADJ.	CONF.	ADJ CONF.
Average RPI Loss:	127	RECORD	PCT. RANK	GAMES	SCHEDULE	OF SCHEDULE	RPI	RPI	RPI	RPI
DIV. I ONLY	25- 7	25	6- 4	160	181	74	74	18	18	
DIV. I NON-CONF.	10- 3	42	1- 1	289	169	95	95	20	20	

TOTALS	RPI 1-25	RPI 26-50	W-L RECORDS	RPI 51-100	RPI 101-999	RPI 201+				
25- 7	0- 0	0- 1	OVERALL	3- 2	22- 4	10- 1				
11- 3	0- 0	0- 0	HOME	2- 0	9- 3	4- 1				
11- 2	0- 0	0- 0	AWAY	0- 1	11- 1	5- 0				
3- 2	0- 0	0- 1	NEUTRAL	1- 1	2- 0	1- 0				
10- 3	0- 0	0- 1	NON-CONFERENCE	0- 1	10- 1	5- 0				
6- 0	0- 0	0- 0	HOME	0- 0	6- 0	3- 0				
3- 2	0- 0	0- 0	AWAY	0- 1	3- 1	1- 0				
1- 1	0- 0	0- 1	NEUTRAL	0- 0	1- 0	1- 0				
15- 4	0- 0	0- 0	CONFERENCE	3- 1	12- 3	5- 1				
5- 3	0- 0	0- 0	HOME	2- 0	3- 3	1- 1				
8- 0	0- 0	0- 0	AWAY	0- 0	8- 0	4- 0				
2- 1	0- 0	0- 0	NEUTRAL	1- 1	1- 0	0- 0				

RPI S Opponent	Score	RPI S Opponent	Score	RPI S Opponent	Score	RPI S Opponent	Score
40 N Indiana	63 71	58 H Western Ky.	79 61	110 H Chattanooga	60 50	113 A Middle Tenn.	59 51
		58 N Western Ky.	57 72	113 H Middle Tenn.	65 58	141 A Louisiana Tech	66 61
		65 A Georgia Tech	47 91	141 H Louisiana Tech	60 70	164 H Samford	77 53
		99 H Rice	70 63	168 A South Ala.	78 66	171 H Southern Ill.	76 66
		99 N Rice	67 55	173 H Charlotte	71 80	176 A UTEP	84 64
				176 N UTEP	75 66	187 A High Point	77 61
				196 A Memphis	62 64	201 A North Texas	69 51
				201 H North Texas	68 52	207 N UC Santa Barbara	67 54
				217 H Southern Miss.	63 80	241 H Fla. Atlantic	90 57
				258 A UTSA	74 66	262 A Appalachian St.	70 59
						279 A Old Dominion	74 61
						299 A FIU	71 61
						308 H Alabama A&M	85 58
						311 A Marshall	69 62
						317 H Alabama St.	61 44
						341 H Mississippi Val.	87 72
LAST 12 Division I GAMES:							
65 A Georgia Tech	47 91	201 A North Texas	69 51				
110 H Chattanooga	60 50	141 H Louisiana Tech	60 70				
58 N Western Ky.	57 72	113 H Middle Tenn.	65 58				
99 N Rice	67 55	173 H Charlotte	71 80				
176 N UTEP	75 66	99 H Rice	70 63				
258 A UTSA	74 66	311 A Marshall	69 62				

Non-Div I Games: Tuskegee 105 50 Miles 85 42

UAB

Loss, Non-Conf, S Site, H Home A Away N Neutral

UC Davis				Through Games Of April 1, 2018							
Average RPI Win:		198	WON-LOST RECORD	WINNING PCT. RANK	LAST 10 GAMES	STRENGTH OF SCHEDULE	OPP. STRENGTH OF SCHEDULE	TEAM RPI	ADJ. RPI	CONF. RPI	ADJ CONF. RPI
Average RPI Loss:		108									
DIV. I ONLY		28- 7	16	7- 3	203	133	66	66	21	21	
DIV. I NON-CONF.		13- 4	48	3- 1	130	48	47	47	19	19	

TOTALS		RPI 1-25	RPI 26-50	W-L RECORDS	RPI 51-100	RPI 101-999	RPI 201+				
28- 7	0- 0	0- 3	OVERALL	4- 1	24- 3	13- 1					
14- 1	0- 0	0- 1	HOME	0- 0	14- 0	7- 0					
12- 5	0- 0	0- 2	AWAY	3- 1	9- 2	5- 1					
2- 1	0- 0	0- 0	NEUTRAL	1- 0	1- 1	1- 0					
13- 4	0- 0	0- 3	NON-CONFERENCE	4- 1	9- 0	3- 0					
6- 1	0- 0	0- 1	HOME	0- 0	6- 0	2- 0					
6- 3	0- 0	0- 2	AWAY	3- 1	3- 0	1- 0					
1- 0	0- 0	0- 0	NEUTRAL	1- 0	0- 0	0- 0					
15- 3	0- 0	0- 0	CONFERENCE	0- 0	15- 3	10- 1					
8- 0	0- 0	0- 0	HOME	0- 0	8- 0	5- 0					
6- 2	0- 0	0- 0	AWAY	0- 0	6- 2	4- 1					
1- 1	0- 0	0- 0	NEUTRAL	0- 0	1- 1	1- 0					

RPI 1-25		RPI 26-50		RPI 51-100		Team's RPI: 66	RPI 101+				
RPI S	Opponent	Score	RPI S Opponent	Score	RPI S Opponent	Score	RPI S Opponent	Score			
27	A Oregon St.	47 61	27 A Oregon St.	47 61	75 A Fordham	62 70	116 H Washington St.	91 76			
40	A Indiana	66 81	40 A Indiana	66 81	77 A Wyoming	74 64	130 H Portland St.	79 67			
50	H UCF	55 62	50 H UCF	55 62	79 A Saint Mary's (CA)	74 50	133 H Idaho	82 62			
					87 A Kansas St.	71 69	136 H San Francisco	72 55			
					90 N Yale	71 61	146 A Cal Poly	80 76			
							146 H Cal Poly	85 77			
							170 A CSUN	71 75			
							170 H CSUN	72 46			
							170 N CSUN	55 63			
							190 A Seattle U	79 53			
							191 A Pacific	90 58			
							199 A UC Irvine	76 67			
							199 H UC Irvine	66 56			
							207 A UC Santa Barbara	68 61			
							207 H UC Santa Barbara	69 63			
							225 A UC Riverside	62 76			
							225 H UC Riverside	74 63			
							225 N UC Riverside	49 46			
							236 H Pepperdine	69 64			
							253 A Hawaii	68 56			
							253 H Hawaii	76 52			
							273 H Sacramento St.	79 72			
							301 A Long Beach St.	83 71			
							301 H Long Beach St.	79 49			
							320 A Cal St. Fullerton	67 55			
							320 H Cal St. Fullerton	67 53			
							329 A Southern Utah	85 59			

LAST 12 Division I GAMES:											
40	A Indiana	66 81	225	A UC Riverside	62 76						
87	A Kansas St.	71 69	320	A Cal St. Fullerton	67 55						
77	A Wyoming	74 64	199	H UC Irvine	66 56						
133	H Idaho	82 62	253	A Hawaii	68 56						
170	N CSUN	55 63	301	H Long Beach St.	79 49						
225	N UC Riverside	49 46	170	H CSUN	72 46						

Non-Div I Games:

UC Irvine				Through Games Of April 1, 2018							
Average RPI	Win:	252	WON-LOST	WINNING	LAST 10	STRENGTH OF	OPP. STRENGTH	TEAM	ADJ.	CONF.	ADJ CONF.
Average RPI	Loss:	155	RECORD	PCT. RANK	GAMES	SCHEDULE	OF SCHEDULE	RPI	RPI	RPI	RPI
DIV. I ONLY			17- 14	142	4- 6	301	221	199	199	21	21
DIV. I NON-CONF.			7- 7	169	0- 1	298	255	220	220	19	19

TOTALS	RPI 1-25			RPI 26-50		W-L RECORDS	RPI 51-100	RPI 101-999		RPI 201+	
17- 14	0- 0			0- 0		OVERALL	0- 4	17- 10		14- 4	
9- 4	0- 0			0- 0		HOME	0- 1	9- 3		7- 1	
8- 7	0- 0			0- 0		AWAY	0- 3	8- 4		7- 1	
0- 3	0- 0			0- 0		NEUTRAL	0- 0	0- 3		0- 2	
7- 7	0- 0			0- 0		NON-CONFERENCE	0- 2	7- 5		6- 1	
3- 2	0- 0			0- 0		HOME	0- 0	3- 2		3- 0	
4- 3	0- 0			0- 0		AWAY	0- 2	4- 1		3- 0	
0- 2	0- 0			0- 0		NEUTRAL	0- 0	0- 2		0- 1	
10- 7	0- 0			0- 0		CONFERENCE	0- 2	10- 5		8- 3	
6- 2	0- 0			0- 0		HOME	0- 1	6- 1		4- 1	
4- 4	0- 0			0- 0		AWAY	0- 1	4- 3		4- 1	
0- 1	0- 0			0- 0		NEUTRAL	0- 0	0- 1		0- 1	

RPI 1-25				RPI 26-50				RPI 51-100				RPI 101+ Team's RPI: 199			
RPI	S	Opponent	Score	RPI	S	Opponent	Score	RPI	S	Opponent	Score	RPI	S	Opponent	Score
								66	A	UC Davis	56 66	130	H	Portland St.	72 82
								66	H	UC Davis	67 76	143	H	Idaho St.	72 78
								89	A	New Mexico	61 83	146	A	Cal Poly	76 79
								95	A	UNLV	54 73	146	H	Cal Poly	107 66
												150	N	Wichita St.	53 76
												151	A	Nevada	60 70
												170	A	CSUN	67 71
												170	H	CSUN	56 47
												190	A	Seattle U	84 79
												207	A	UC Santa Barbara	55 82
												207	H	UC Santa Barbara	77 74
												211	A	CSU Bakersfield	72 59
												225	A	UC Riverside	81 71
												225	H	UC Riverside	76 63
												225	N	UC Riverside	74 86
												233	N	Illinois	59 65
												236	H	Pepperdine	75 74
												253	A	Hawaii	74 67
												253	H	Hawaii	70 66
												269	A	San Diego St.	67 65
												301	A	Long Beach St.	100 81
												301	H	Long Beach St.	73 80
												311	H	Utah St.	87 84
												318	H	Portland	63 52
												320	A	Cal St. Fullerton	76 60
												320	H	Cal St. Fullerton	78 58
												329	A	Southern Utah	71 64

LAST 12 Division I GAMES:															
				151	A	Nevada	60 70	207	A	UC Santa Barbara	55 82				
				225	N	UC Riverside	74 86	146	H	Cal Poly	107 66				
				320	H	Cal St. Fullerton	78 58	225	H	UC Riverside	76 63				
				170	A	CSUN	67 71	301	A	Long Beach St.	100 81				
				66	A	UC Davis	56 66	320	A	Cal St. Fullerton	76 60				
				301	H	Long Beach St.	73 80	170	H	CSUN	56 47				

Non-Div I Games: Chapman 92 57

Average RPI Win: 206		WON-LOST RECORD	WINNING PCT. RANK	LAST 10 GAMES	STRENGTH OF SCHEDULE	OPP. STRENGTH OF SCHEDULE	TEAM RPI	ADJ. RPI	CONF. RPI	ADJ CONF. RPI
Average RPI Loss: 146										
DIV. I ONLY		11- 22	255	5- 5	124	164	225	225	21	21
DIV. I NON-CONF.		3- 11	288	0- 0	64	39	204	204	19	19
TOTALS		RPI 1-25	RPI 26-50	W-L RECORDS		RPI 51-100	RPI 101-999	RPI 201+		
11- 22	0- 2		0- 1	OVERALL		2- 5	9- 14	6- 6		
7- 5	0- 0		0- 0	HOME		1- 1	6- 4	5- 0		
1- 14	0- 2		0- 1	AWAY		0- 3	1- 8	0- 4		
3- 3	0- 0		0- 0	NEUTRAL		1- 1	2- 2	1- 2		
3- 11	0- 2		0- 1	NON-CONFERENCE		1- 3	2- 5	1- 2		
1- 3	0- 0		0- 0	HOME		0- 1	1- 2	1- 0		
1- 6	0- 2		0- 1	AWAY		0- 2	1- 1	0- 0		
1- 2	0- 0		0- 0	NEUTRAL		1- 0	0- 2	0- 2		
8- 11	0- 0		0- 0	CONFERENCE		1- 2	7- 9	5- 4		
6- 2	0- 0		0- 0	HOME		1- 0	5- 2	4- 0		
0- 8	0- 0		0- 0	AWAY		0- 1	0- 7	0- 4		
2- 1	0- 0		0- 0	NEUTRAL		0- 1	2- 0	1- 0		

RPI 1-25			
RPI	S	Opponent	Score
8	A	UCLA	48 68
13	A	Stanford	43 53

RPI 26-50			
RPI	S	Opponent	Score
36	A	Minnesota	75 101

RPI 51-100			
RPI	S	Opponent	Score
51	A	Arizona St.	48 73
55	H	Southern Cal i forni a	46 64
63	A	South Dakota	66 75
66	A	UC Davis	63 74
66	H	UC Davi s	76 62
66	N	UC Davis	46 49
95	N	UNLV	95 88

RPI 101+ Team's RPI : 225			
RPI	S	Opponent	Score
107	A	Iowa St.	66 89
140	H	Loyola Marymount	59 67
144	A	Fresno St.	68 56
146	A	Cal Poly	73 91
146	H	Cal Poly	82 87
170	A	CSUN	55 60
170	H	CSUN	69 58
176	H	UTEP	62 73
199	A	UC Irvine	63 76
199	H	UC Irvine	71 81
199	N	UC Irvine	86 74
207	A	UC Santa Barbara	70 72
207	H	UC Santa Barbara	84 76
211	H	CSU Bakersfi el d	68 65
215	N	SMU	51 73
253	A	Hawai i	57 63
253	H	Hawai i	79 57
273	N	Sacramento St.	72 99
301	A	Long Beach St.	58 70
301	H	Long Beach St.	77 53
301	N	Long Beach St.	79 66
320	A	Cal St. Fullerton	62 71
320	H	Cal St. Fullerton	63 50

LAST 12 Division I GAMES:			
66	N	UC Davi s	46 49
199	N	UC Irvine	86 74
301	N	Long Beach St.	79 66
66	H	UC Davi s	76 62
301	A	Long Beach St.	58 70
207	A	UC Santa Barbara	70 72
320	A	Cal St. Fullerton	62 71
170	H	CSUN	69 58
199	A	UC Irvine	63 76
207	H	UC Santa Barbara	84 76
146	A	Cal Poly	73 91
253	A	Hawai i	57 63

Non-Div I Games:

UC Ri versi de

Loss, Non-Conf, S Site, H Home A Away N Neutral

Average RPI Win:	253	WON-LOST	WINNING	LAST 10	STRENGTH OF	OPP. STRENGTH	TEAM	ADJ.	CONF.	ADJ CONF.
Average RPI Loss:	142	RECORD	PCT. RANK	GAMES	SCHEDULE	OF SCHEDULE	RPI	RPI	RPI	RPI
DIV. I ONLY	12- 17	224	5- 5	162	227	207	207	21	21	
DIV. I NON-CONF.	3- 9	277	0- 0	106	204	217	217	19	19	

TOTALS	RPI 1-25	RPI 26-50	W-L RECORDS	RPI 51-100	RPI 101-999	RPI 201+				
12- 17	0- 1	0- 1	OVERALL	0- 4	12- 11	9- 3				
7- 5	0- 0	0- 0	HOME	0- 1	7- 4	5- 0				
5- 10	0- 1	0- 1	AWAY	0- 2	5- 6	4- 3				
0- 2	0- 0	0- 0	NEUTRAL	0- 1	0- 1	0- 0				
3- 9	0- 1	0- 1	NON-CONFERENCE	0- 2	3- 5	3- 1				
1- 3	0- 0	0- 0	HOME	0- 0	1- 3	1- 0				
2- 5	0- 1	0- 1	AWAY	0- 1	2- 2	2- 1				
0- 1	0- 0	0- 0	NEUTRAL	0- 1	0- 0	0- 0				
9- 8	0- 0	0- 0	CONFERENCE	0- 2	9- 6	6- 2				
6- 2	0- 0	0- 0	HOME	0- 1	6- 1	4- 0				
3- 5	0- 0	0- 0	AWAY	0- 1	3- 4	2- 2				
0- 1	0- 0	0- 0	NEUTRAL	0- 0	0- 1	0- 0				

RPI 1-25				RPI 26-50				RPI 51-100				RPI 101+ Team's RPI: 207			
RPI	S	Opponent	Score	RPI	S	Opponent	Score	RPI	S	Opponent	Score	RPI	S	Opponent	Score
8	A	UCLA	44 74	27	A	Oregon St.	49 74	66	A	UC Davis	63 69	140	A	Loyola Marymount	61 67
								66	H	UC Davis	61 68	144	H	Fresno St.	57 64
								74	N	UAB	54 67	146	A	Cal Poly	72 73
								79	A	Saint Mary's (CA)	59 89	146	H	Cal Poly	73 68
												165	H	San Diego	58 71
												170	A	CSUN	74 73
												170	H	CSUN	30 48
												170	N	CSUN	63 72
												190	H	Seattle U	71 77
												199	A	UC Irvine	74 77
												199	H	UC Irvine	82 55
												221	A	New Mexico St.	77 47
												225	A	UC Riverside	76 84
												225	H	UC Riverside	72 70
												253	A	Hawaii	64 73
												253	H	Hawaii	71 61
												269	H	San Diego St.	77 64
												289	A	Santa Clara	63 68
												301	A	Long Beach St.	90 74
												301	H	Long Beach St.	51 44
												305	A	Northern Ariz.	96 93
												320	A	Cal St. Fullerton	59 52
												320	H	Cal St. Fullerton	78 59

LAST 12 Division I GAMES:															
				170	N	CSUN	63 72	320	A	Cal St. Fullerton	59 52				
				253	A	Hawaii	64 73	225	A	UC Riverside	76 84				
				225	H	UC Riverside	72 70	253	H	Hawaii	71 61				
				146	A	Cal Poly	72 73	170	H	CSUN	30 48				
				199	H	UC Irvine	82 55	66	A	UC Davis	63 69				
				320	H	Cal St. Fullerton	78 59	301	A	Long Beach St.	90 74				

Non-Div I Games:

UC Santa Barbara

Loss,
Non-Conf,
Site,
Home
Away
Neutral

Average RPI Win:	170	WON-LOST	WINNING	LAST 10	STRENGTH OF	OPP. STRENGTH	TEAM	ADJ.	CONF.	ADJ CONF.
Average RPI Loss:	58	RECORD	PCT. RANK	GAMES	SCHEDULE	OF SCHEDULE	RPI	RPI	RPI	RPI
DIV. I ONLY	22- 11	76	6- 4	55	83	50	50	7	7	
DIV. I NON-CONF.	9- 6	116	1- 1	58	162	72	72	7	7	

TOTALS	RPI 1-25	RPI 26-50	W-L RECORDS	RPI 51-100	RPI 101-999	RPI 201+				
22- 11	0- 5	0- 2	OVERALL	4- 2	18- 2	6- 0				
11- 4	0- 2	0- 1	HOME	2- 1	9- 0	2- 0				
10- 6	0- 2	0- 1	AWAY	2- 1	8- 2	4- 0				
1- 1	0- 1	0- 0	NEUTRAL	0- 0	1- 0	0- 0				
9- 6	0- 0	0- 2	NON-CONFERENCE	3- 2	6- 2	3- 0				
5- 2	0- 0	0- 1	HOME	2- 1	3- 0	1- 0				
4- 4	0- 0	0- 1	AWAY	1- 1	3- 2	2- 0				
0- 0	0- 0	0- 0	NEUTRAL	0- 0	0- 0	0- 0				
13- 5	0- 5	0- 0	CONFERENCE	1- 0	12- 0	3- 0				
6- 2	0- 2	0- 0	HOME	0- 0	6- 0	1- 0				
6- 2	0- 2	0- 0	AWAY	1- 0	5- 0	2- 0				
1- 1	0- 1	0- 0	NEUTRAL	0- 0	1- 0	0- 0				

RPI 1-25				RPI 26-50				RPI 51-100				RPI 101+			
RPI	S	Opponent	Score	RPI	S	Opponent	Score	RPI	S	Opponent	Score	RPI	S	Opponent	Score
2	A	UConn	44 80	35	H	El on	57 71	54	H	Mercer	64 73	110	A	Chattanooga	58 57
2	H	UConn	37 55	47	A	Vi rgi nia Tech	69 86	66	A	UC Davi s	62 55	117	A	Ci nci nnati	50 38
19	A	South Fla.	45 62					80	A	Houston	64 59	129	H	Tul ane	59 51
19	H	South Fla.	68 77					86	A	Al abama	61 80	135	H	UNI	53 43
19	N	South Fla.	59 74					91	H	I UPU I	63 59	150	H	Wi chi ta St.	59 53
								96	H	Jacksonvi l l e	65 60	164	A	SamFord	51 58
												188	H	Davi dson	62 54
												191	A	Paci fi c	74 78
												192	A	Templ e	64 57
												192	H	Templ e	76 46
												192	N	Templ e	77 70
												196	A	Memphi s	63 40
												196	H	Memphi s	61 41
												198	H	East Carol i na	75 54
												202	A	Tul sa	47 44
												215	A	SMU	60 42
												215	H	SMU	58 43
												226	A	Gardner-Webb	65 30
												235	A	Boston U.	47 32
												325	H	Ga. Southern	62 38
LAST 12 Division I GAMES:															
86	A	Al abama	61 80	196	A	Memphi s	63 40								
96	H	Jacksonvi l l e	65 60	19	H	South Fla.	68 77								
19	N	South Fla.	59 74	192	A	Templ e	64 57								
192	N	Templ e	77 70	2	H	UConn	37 55								
198	H	East Carol i na	75 54	196	H	Memphi s	61 41								
80	A	Houston	64 59	117	A	Ci nci nnati	50 38								

Non-Div I Games:

UCF

Average RPI Win:	105	WON-LOST	WINNING	LAST 10	STRENGTH OF	OPP. STRENGTH	TEAM	ADJ.	CONF.	ADJ CONF.
Average RPI Loss:	14	RECORD	PCT. RANK	GAMES	SCHEDULE	OF SCHEDULE	RPI	RPI	RPI	RPI
DIV. I ONLY	27- 8	28	6- 4	6	15	8	8	5	5	
DIV. I NON-CONF.	12- 3	31	3- 1	13	11	9	9	3	3	

TOTALS	RPI 1-25	RPI 26-50	W-L RECORDS	RPI 51-100	RPI 101-999	RPI 201+				
27- 8	3- 6	3- 2	OVERALL	9- 0	12- 0	5- 0				
15- 2	2- 2	2- 0	HOME	4- 0	7- 0	5- 0				
8- 4	0- 2	0- 2	AWAY	3- 0	5- 0	0- 0				
4- 2	1- 2	1- 0	NEUTRAL	2- 0	0- 0	0- 0				
12- 3	2- 2	2- 1	NON-CONFERENCE	3- 0	5- 0	4- 0				
7- 1	1- 1	1- 0	HOME	1- 0	4- 0	4- 0				
2- 1	0- 0	0- 1	AWAY	1- 0	1- 0	0- 0				
3- 1	1- 1	1- 0	NEUTRAL	1- 0	0- 0	0- 0				
15- 5	1- 4	1- 1	CONFERENCE	6- 0	7- 0	1- 0				
8- 1	1- 1	1- 0	HOME	3- 0	3- 0	1- 0				
6- 3	0- 2	0- 1	AWAY	2- 0	4- 0	0- 0				
1- 1	0- 1	0- 0	NEUTRAL	1- 0	0- 0	0- 0				

RPI	S	Opponent	Score	RPI	S	Opponent	Score	RPI	S	Opponent	Score	RPI	S	Opponent	Score
2	H	UConn	60 78	27	A	Oregon St.	64 67	51	H	Arizona St.	71 63	109	A	Utah	81 74
4	N	Mississippi St.	73 89	27	H	Oregon St.	84 49	52	H	American	71 60	109	H	Utah	78 71
5	H	Baylor	82 68	43	H	Creighton	86 64	53	A	California	82 46	116	A	Washington St.	79 71
6	A	Oregon	94 101	43	N	Creighton	72 63	53	H	California	60 52	132	A	Seton Hall	77 68
6	H	Oregon	61 70	46	A	Oklahoma St.	72 87	53	N	California	77 74	139	A	Colorado	93 55
6	N	Oregon	62 65					55	A	Southern California	84 70	139	H	Colorado	73 67
11	N	Texas	84 75					55	H	Southern California	59 46	196	A	Washington	86 69
13	A	Stanford	65 76					75	A	Fordham	67 30	207	H	UC Santa Barbara	74 44
13	H	Stanford	64 53					87	N	Kansas St.	64 55	225	H	UC Riverside	68 48
												248	H	Presbyterian	76 40
												271	H	Arizona	69 46
												276	H	San Jose St.	129 69

LAST 12 Division I GAMES:															
4	N	Mississippi St.	73 89	109	H	Utah	78 71								
11	N	Texas	84 75	139	H	Colorado	73 67								
43	H	Creighton	86 64	6	A	Oregon	94 101								
52	H	American	71 60	27	A	Oregon St.	64 67								
6	N	Oregon	62 65	51	H	Arizona St.	71 63								
53	N	California	77 74	271	H	Arizona	69 46								

Non-Div I Games:

UCLA

Through Games of April 17, 2018											
Average RPI		Win: 84	WON-LOST	WINNING	LAST 10	STRENGTH OF	OPP. STRENGTH	TEAM	ADJ.	CONF.	ADJ CONF.
Loss: 1			RECORD	PCT. RANK	GAMES	SCHEDULE	OF SCHEDULE	RPI	RPI	RPI	RPI
DIV. I ONLY		36- 1	1	9- 1		2	7	2	2	7	7
DIV. I NON-CONF.		17- 1	3	4- 1		1	1	1	1	7	7

TOTALS		RPI 1-25		RPI 26-50		W-L RECORDS		RPI 51-100	RPI 101-999		RPI 201+
36- 1		13- 1		4- 0		OVERALL		5- 0	14- 0		2- 0
14- 0		4- 0		2- 0		HOME		2- 0	6- 0		1- 0
13- 0		5- 0		1- 0		AWAY		1- 0	6- 0		1- 0
9- 1		4- 1		1- 0		NEUTRAL		2- 0	2- 0		0- 0
17- 1		10- 1		2- 0		NON-CONFERENCE		4- 0	1- 0		0- 0
6- 0		3- 0		1- 0		HOME		2- 0	0- 0		0- 0
5- 0		4- 0		0- 0		AWAY		0- 0	1- 0		0- 0
6- 1		3- 1		1- 0		NEUTRAL		2- 0	0- 0		0- 0
19- 0		3- 0		2- 0		CONFERENCE		1- 0	13- 0		2- 0
8- 0		1- 0		1- 0		HOME		0- 0	6- 0		1- 0
8- 0		1- 0		1- 0		AWAY		1- 0	5- 0		1- 0
3- 0		1- 0		0- 0		NEUTRAL		0- 0	2- 0		0- 0

RPI 1-25				Team's RPI: 2				RPI 26-50				RPI 51-100				RPI 101+			
RPI	S	Opponent	Score	RPI	S	Opponent	Score	RPI	S	Opponent	Score	RPI	S	Opponent	Score	RPI	S	Opponent	Score
1	H	Notre Dame	80 71	33	H	Qui nni pi ac	71 46	53	H	Cal i forni a	82 47	117	H	Ci nci nnati	106 65				
1	N	Notre Dame	89 91	39	N	Okl ahoma	88 64	64	N	Mi chi gan St.	96 62	117	N	Ci nci nnati	75 21				
3	H	Loui sville	69 58	50	A	UCF	55 37	72	N	Duquesne	104 52	129	A	Tul ane	91 47				
8	A	UCLA	78 60	50	H	UCF	80 44	80	A	Houston	95 35	129	H	Tul ane	98 45				
10	A	South Caroli na	83 58					93	H	Sai nt Francis (PA)	140 52	129	N	Tul ane	82 56				
10	N	South Caroli na	94 65									150	H	Wi chi ta St.	124 43				
11	A	Texas	75 71									151	A	Nevada	88 57				
13	N	Stanford	78 53									192	A	Templ e	113 57				
14	N	Duke	72 59									192	H	Templ e	106 45				
18	H	Maryl and	97 72									196	A	Memphi s	93 36				
19	A	South Fla.	100 49									196	H	Memphi s	97 49				
19	H	South Fla.	82 53									198	A	East Carol i na	96 35				
19	N	South Fla.	70 54									202	H	Tul sa	78 60				
22	A	DePaul	103 69									215	A	SMU	80 36				
LAST 12 Division I GAMES:																			
1	N	Notre Dame	89 91	117	N	Ci nci nnati	75 21												
10	N	South Caroli na	94 65	129	N	Tul ane	82 56												
14	N	Duke	72 59	19	H	South Fla.	82 53												
33	H	Qui nni pi ac	71 46	215	A	SMU	80 36												
93	H	Sai nt Francis (PA)	140 52	129	A	Tul ane	91 47												
19	N	South Fla.	70 54	192	H	Templ e	106 45												

Non-Div I Games:

UConn

U
M
B
C

U
M
B
C

Page 305

UMES				Through Games Of April 1, 2018							
Average RPI Win:		316	WON-LOST RECORD	WINNING PCT. RANK	LAST 10 GAMES	STRENGTH OF SCHEDULE	OPP. STRENGTH OF SCHEDULE	TEAM RPI	ADJ. RPI	CONF. RPI	ADJ CONF. RPI
Average RPI Loss:		164									
DIV. I ONLY		9- 18	255	5- 5	218	326	267	267	30	30	
DIV. I NON-CONF.		1- 8	313	0- 0	117	147	280	280	30	30	

TOTALS		RPI 1-25	RPI 26-50		W-L RECORDS		RPI 51-100	RPI 101-999	RPI 201+		
9- 18		0- 1	0- 2		OVERALL		0- 0	9- 15	9- 5		
5- 5		0- 0	0- 0		HOME		0- 0	5- 5	5- 2		
3- 11		0- 1	0- 2		AWAY		0- 0	3- 8	3- 3		
1- 2		0- 0	0- 0		NEUTRAL		0- 0	1- 2	1- 0		
1- 8		0- 1	0- 2		NON-CONFERENCE		0- 0	1- 5	1- 1		
1- 1		0- 0	0- 0		HOME		0- 0	1- 1	1- 1		
0- 6		0- 1	0- 2		AWAY		0- 0	0- 3	0- 0		
0- 1		0- 0	0- 0		NEUTRAL		0- 0	0- 1	0- 0		
8- 10		0- 0	0- 0		CONFERENCE		0- 0	8- 10	8- 4		
4- 4		0- 0	0- 0		HOME		0- 0	4- 4	4- 1		
3- 5		0- 0	0- 0		AWAY		0- 0	3- 5	3- 3		
1- 1		0- 0	0- 0		NEUTRAL		0- 0	1- 1	1- 0		

RPI 1-25				RPI 26-50				RPI 51-100				RPI 101+ Team's RPI: 267			
RPI	S	Opponent	Score	RPI	S	Opponent	Score	RPI	S	Opponent	Score	RPI	S	Opponent	Score
20	A	Buffalo	41 76	41	A	Syracuse	45 68					106	A	George Mason	68 82
				47	A	Virginia Tech	52 90					111	A	Wake Forest	50 92
												134	A	Bethune-Cookman	61 73
												134	H	Bethune-Cookman	48 55
												134	N	Bethune-Cookman	65 71
												145	A	N. C. A&T	60 65
												145	H	N. C. A&T	45 57
												156	H	Hampton	65 70
												160	N	Binghamton	51 68
												198	A	East Carolina	54 64
												219	H	Norfolk St.	53 63
												268	A	Howard	83 79
												268	H	Howard	58 52
												272	A	Morgan St.	50 63
												292	H	Mt. St. Mary's	63 66
												316	A	South Carolina St.	51 54
												321	A	N. C. Central	80 69
												321	H	N. C. Central	84 73
												322	A	Coppin St.	63 69
												323	H	UMBC	66 43
												333	H	Delaware St.	76 56
												333	N	Delaware St.	77 60
												335	H	Florida A&M	87 70
												340	A	Savannah St.	68 56
LAST 12 Division I GAMES:															
				134	N	Bethune-Cookman	65 71	268	A	Howard	83 79				
				333	N	Delaware St.	77 60	134	A	Bethune-Cookman	61 73				
				333	H	Delaware St.	76 56	335	H	Florida A&M	87 70				
				219	H	Norfolk St.	53 63	322	A	Coppin St.	63 69				
				145	A	N. C. A&T	60 65	268	H	Howard	58 52				
				321	A	N. C. Central	80 69	321	H	N. C. Central	84 73				

Non-Div I Games: Wesley 97 30 Alas. Anchorage 59 **69** Valley Forge 92 38

UMES

Loss, **Non-Conf**, **S Site**, **H Home** **A Away** **N Neutral**

UMKC				Through Games Of April 1, 2018							
Average RPI Win:		278	WON-LOST RECORD	WINNING PCT. RANK	LAST 10 GAMES	STRENGTH OF SCHEDULE	OPP. STRENGTH OF SCHEDULE	TEAM RPI	ADJ. RPI	CONF. RPI	ADJ CONF. RPI
Average RPI Loss:		188									
DIV. I ONLY		8- 19	276	4- 6	266	305	283	283	31	31	
DIV. I NON-CONF.		1- 11	331	0- 0	173	167	300	300	31	31	

TOTALS		RPI 1-25	RPI 26-50		W-L RECORDS		RPI 51-100	RPI 101-999	RPI 201+		
8- 19		0- 0	0- 1		OVERALL		0- 1	8- 17	8- 8		
3- 7		0- 0	0- 1		HOME		0- 0	3- 6	3- 3		
4- 11		0- 0	0- 0		AWAY		0- 1	4- 10	4- 5		
1- 1		0- 0	0- 0		NEUTRAL		0- 0	1- 1	1- 0		
1- 11		0- 0	0- 1		NON-CONFERENCE		0- 1	1- 9	1- 3		
0- 3		0- 0	0- 1		HOME		0- 0	0- 2	0- 0		
0- 8		0- 0	0- 0		AWAY		0- 1	0- 7	0- 3		
1- 0		0- 0	0- 0		NEUTRAL		0- 0	1- 0	1- 0		
7- 8		0- 0	0- 0		CONFERENCE		0- 0	7- 8	7- 5		
3- 4		0- 0	0- 0		HOME		0- 0	3- 4	3- 3		
4- 3		0- 0	0- 0		AWAY		0- 0	4- 3	4- 2		
0- 1		0- 0	0- 0		NEUTRAL		0- 0	0- 1	0- 0		

RPI 1-25				RPI 26-50				RPI 51-100				RPI 101+ Team's RPI: 283			
RPI	S	Opponent	Score	RPI	S	Opponent	Score	RPI	S	Opponent	Score	RPI	S	Opponent	Score
				38	H	Northern Colo.	73 88	68	A	Nebraska	60 80	104	A	Western Ill.	71 90
												107	A	Iowa St.	45 61
												150	A	Wichita St.	63 72
												174	H	Oral Roberts	73 76
												182	A	Kansas	48 63
												184	H	Denver	68 77
												190	A	Seattle U	62 66
												190	H	Seattle U	58 62
												190 N		Seattle U	64 75
												202	A	Tulsa	52 76
												208 N		Stetson	67 50
												211	A	CSU Bakersfield	60 58
												211	H	CSU Bakersfield	62 76
												221	A	New Mexico St.	62 70
												221	H	New Mexico St.	67 76
												241	A	Fla. Atlantic	55 65
												245	A	Illinois St.	53 64
												251	A	Grand Canyon	62 59
												251	H	Grand Canyon	84 82
												307	A	UTRGV	54 52
												307	H	UTRGV	79 59
												324	A	Utah Valley	65 68
												324	H	Utah Valley	59 66
												346	A	Chicago St.	59 47
												346	H	Chicago St.	106 47
LAST 12 Division I GAMES:															
				190 N		Seattle U	64 75	190	A	Seattle U	62 66				
				346	A	Chicago St.	59 47	211	H	CSU Bakersfield	62 76				
				221	H	New Mexico St.	67 76	251	H	Grand Canyon	84 82				
				307	H	UTRGV	79 59	221	A	New Mexico St.	62 70				
				346	H	Chicago St.	106 47	251	A	Grand Canyon	62 59				
				324	A	Utah Valley	65 68	211	A	CSU Bakersfield	60 58				

Non-Div I Games: Lincoln (MO) 98 41 Harris-Stowe 114 59 Cent. Christian Bib90 10

UMKC

Loss, Non-Conf, S Site, H Home A Away N Neutral

Average RPI		Win: 285	WON-LOST RECORD	WINNING PCT. RANK	LAST 10 GAMES	STRENGTH OF SCHEDULE	OPP. STRENGTH OF SCHEDULE	TEAM RPI	ADJ. RPI	CONF. RPI	ADJ. CONF. RPI
Loss: 221											
DIV. I ONLY			3- 26	337	1- 9	342	310	348	348	20	20
DIV. I NON-CONF.			2- 10	300	0- 0	348	347	348	348	24	24
TOTALS		RPI 1-25		RPI 26-50		W-L RECORDS	RPI 51-100	RPI 101-999		RPI 201+	
3- 26	0- 0			0- 0		OVERALL	0- 4	3- 22		3- 14	
2- 11	0- 0			0- 0		HOME	0- 2	2- 9		2- 5	
1- 15	0- 0			0- 0		AWAY	0- 2	1- 13		1- 9	
0- 0	0- 0			0- 0		NEUTRAL	0- 0	0- 0		0- 0	
2- 10	0- 0			0- 0		NON-CONFERENCE	0- 0	2- 10		2- 10	
1- 4	0- 0			0- 0		HOME	0- 0	1- 4		1- 4	
1- 6	0- 0			0- 0		AWAY	0- 0	1- 6		1- 6	
0- 0	0- 0			0- 0		NEUTRAL	0- 0	0- 0		0- 0	
1- 16	0- 0			0- 0		CONFERENCE	0- 4	1- 12		1- 4	
1- 7	0- 0			0- 0		HOME	0- 2	1- 5		1- 1	
0- 9	0- 0			0- 0		AWAY	0- 2	0- 7		0- 3	
0- 0	0- 0			0- 0		NEUTRAL	0- 0	0- 0		0- 0	

[illegible]

Non-Div I Games:	Fisher	102	47
------------------	--------	-----	----

UMass Lowell I

■ Loss, ■ Non-Conf, S Site, H Home A Away N Neutral

Average RPI Win:	248	WON-LOST	WINNING	LAST 10	STRENGTH OF	OPP. STRENGTH	TEAM	ADJ.	CONF.	ADJ CONF.
Average RPI Loss:	177	RECORD	PCT. RANK	GAMES	SCHEDULE	OF SCHEDULE	RPI	RPI	RPI	RPI
DIV. I ONLY	16- 16	174	5- 5	236	303	210	210	27	27	
DIV. I NON-CONF.	2- 9	293	0- 1	275	209	313	313	28	28	
<hr/>										
TOTALS	RPI 1-25	RPI 26-50	W-L RECORDS	RPI 51-100	RPI 101-999	RPI 201+				
16- 16	0- 1	0- 0	OVERALL	1- 3	15- 12	12- 5				
7- 8	0- 0	0- 0	HOME	1- 1	6- 7	6- 1				
7- 8	0- 1	0- 0	AWAY	0- 2	7- 5	5- 4				
2- 0	0- 0	0- 0	NEUTRAL	0- 0	2- 0	1- 0				
2- 9	0- 1	0- 0	NON-CONFERENCE	0- 1	2- 7	2- 2				
1- 5	0- 0	0- 0	HOME	0- 1	1- 4	1- 0				
1- 4	0- 1	0- 0	AWAY	0- 0	1- 3	1- 2				
0- 0	0- 0	0- 0	NEUTRAL	0- 0	0- 0	0- 0				
14- 7	0- 0	0- 0	CONFERENCE	1- 2	13- 5	10- 3				
6- 3	0- 0	0- 0	HOME	1- 0	5- 3	5- 1				
6- 4	0- 0	0- 0	AWAY	0- 2	6- 2	4- 2				
2- 0	0- 0	0- 0	NEUTRAL	0- 0	2- 0	1- 0				

RPI 1-25				RPI 26-50				RPI 51-100				RPI 101+				Team's RPI: 210
RPI	S	Opponent	Score	RPI	S	Opponent	Score	RPI	S	Opponent	Score	RPI	S	Opponent	Score	
16	A	NC State	55 87					54	H	Mercer	56 67	113	H	Middle Tenn.	57 72	
								81	A	Liberty	42 60	124	A	Radford	67 56	
								81	A	Liberty	48 53	124	H	Radford	48 64	
								81	H	Liberty	48 41	124	N	Radford	60 50	
												173	H	Charlotte	47 51	
												183	H	Furman	64 65	
												183	H	Furman	63 71	
												187	A	High Point	78 59	
												187	H	High Point	45 58	
												188	A	Davidson	50 58	
												226	A	Gardner-Webb	61 60	
												226	H	Gardner-Webb	62 60	
												248	A	Presbyterian	63 72	
												248	H	Presbyterian	74 76	
												257	A	Campbell	60 52	
												257	H	Campbell	38 33	
												257	N	Campbell	47 42	
												262	H	Appalachian St.	69 60	
												302	A	Wofford	68 70	
												303	A	USC Upstate	76 70	
												306	A	Western Caro.	52 62	
												319	A	Charleston So.	78 61	
												319	H	Charleston So.	71 69	
												343	A	Winthrop	70 48	
												343	H	Winthrop	63 51	
												344	A	Longwood	54 67	
												344	H	Longwood	82 52	
<hr/>																
LAST 12 Division I GAMES:																
				183	H	Furman	64 65	344	A	Longwood	54 67					
				81	A	Liberty	42 60	257	H	Campbell	38 33					
				124	N	Radford	60 50	81	A	Liberty	48 53					
				257	N	Campbell	47 42	319	H	Charleston So.	71 69					
				226	H	Gardner-Webb	62 60	187	A	High Point	78 59					
				248	A	Presbyterian	63 72	124	H	Radford	48 64					

Non-Div I Games: Warren Wilson 100 53

UNC Asheville

Loss, Non-Conf, S Site, H Home A Away N Neutral

U
N
C
G

U
N
C
G

UNCG

Page 310

UNCW				Average RPI Win: 265		WON-LOST RECORD		WINNING PCT. RANK		LAST 10 GAMES		STRENGTH OF SCHEDULE		OPP. STRENGTH OF SCHEDULE		TEAM RPI		ADJ. RPI		CONF. RPI		ADJ CONF. RPI	
Average RPI Loss: 137																							
DIV. I ONLY				10- 19		249		5- 5		229		156		252		252		10		10			
DIV. I NON-CONF.				5- 4		143		0- 0		335		256		231		231		11		11			
TOTALS				RPI 1-25		RPI 26-50		W-L RECORDS		RPI 51-100		RPI 101-999		RPI 201+									
10- 19				0- 0		0- 2		OVERALL		0- 5		10- 12		8- 4									
5- 8				0- 0		0- 1		HOME		0- 2		5- 5		4- 2									
4- 11				0- 0		0- 1		AWAY		0- 3		4- 7		3- 2									
1- 0				0- 0		0- 0		NEUTRAL		0- 0		1- 0		1- 0									
5- 4				0- 0		0- 0		NON-CONFERENCE		0- 0		5- 4		4- 1									
4- 0				0- 0		0- 0		HOME		0- 0		4- 0		3- 0									
1- 4				0- 0		0- 0		AWAY		0- 0		1- 4		1- 1									
0- 0				0- 0		0- 0		NEUTRAL		0- 0		0- 0		0- 0									
5- 15				0- 0		0- 2		CONFERENCE		0- 5		5- 8		4- 3									
1- 8				0- 0		0- 1		HOME		0- 2		1- 5		1- 2									
3- 7				0- 0		0- 1		AWAY		0- 3		3- 3		2- 1									
1- 0				0- 0		0- 0		NEUTRAL		0- 0		1- 0		1- 0									

RPI 1-25				RPI 26-50				RPI 51-100				RPI 101+				Team's RPI: 252	
RPI	S	Opponent	Score	RPI	S	Opponent	Score	RPI	S	Opponent	Score	RPI	S	Opponent	Score		
35	A	Elon		67	75			59	A	Drexel	42	68	114	A	North Carolina	60	86
35	H	Elon		49	58			59	A	Drexel	41	71	119	A	Delaware	62	80
								59	H	Drexel	40	58	119	H	Delaware	49	82
								70	A	James Madison	48	65	155	A	Northeastern	39	56
								70	H	James Madison	48	63	155	H	Northeastern	47	54
													157	A	William & Mary	64	49
													157	H	William & Mary	53	66
													183	A	Furman	71	76
													185	A	Pittsburgh	55	74
													198	H	East Carolina	66	62
													222	A	Coastal Caro.	41	57
													255	A	Hofstra	59	55
													255	H	Hofstra	61	69
													263	A	Col. of Charleston	76	60
													263	H	Col. of Charleston	63	72
													281	H	VCU	83	67
													282	A	Towson	71	72
													282	H	Towson	64	53
													282	N	Towson	58	47
													302	A	Wofford	65	60
													304	H	Georgia St.	74	62
													321	H	N.C. Central	89	63
LAST 12 Division I GAMES:																	
59	A	Drexel	41	71	157	A	William & Mary	64	49								
282	N	Towson	58	47	59	H	Drexel	40	58								
35	H	Elon	49	58	263	H	Col. of Charleston	63	72								
282	H	Towson	64	53	255	A	Hofstra	59	55								
263	A	Col. of Charleston	76	60	155	A	Northeastern	39	56								
70	A	James Madison	48	65	119	A	Delaware	62	80								

Non-Div I Games: Catawba 74 59 UNC Pembroke 73 64

UNCW

Loss,
Non-Conf,
S Site,
H Home
A Away
N Neutral

Average RPI Win:	236	WON-LOST	WINNING	LAST 10	STRENGTH OF	OPP. STRENGTH	TEAM	ADJ.	CONF.	ADJ CONF.
Average RPI Loss:	98	RECORD	PCT. RANK	GAMES	SCHEDULE	OF SCHEDULE	RPI	RPI	RPI	RPI
DIV. I ONLY	18- 14	131	7- 3	151	186	135	135	24	24	
DIV. I NON-CONF.	3- 8	264	0- 1	45	27	165	165	21	21	

TOTALS	RPI 1-25	RPI 26-50	W-L RECORDS	RPI 51-100	RPI 101-999	RPI 201+				
18- 14	0- 1	0- 3	OVERALL	3- 6	15- 4	13- 2				
8- 5	0- 1	0- 0	HOME	0- 3	8- 1	6- 0				
7- 8	0- 0	0- 3	AWAY	1- 2	6- 3	6- 2				
3- 1	0- 0	0- 0	NEUTRAL	2- 1	1- 0	1- 0				
3- 8	0- 1	0- 3	NON-CONFERENCE	2- 1	1- 3	0- 2				
1- 3	0- 1	0- 0	HOME	0- 1	1- 1	0- 0				
1- 5	0- 0	0- 3	AWAY	1- 0	0- 2	0- 2				
1- 0	0- 0	0- 0	NEUTRAL	1- 0	0- 0	0- 0				
15- 6	0- 0	0- 0	CONFERENCE	1- 5	14- 1	13- 0				
7- 2	0- 0	0- 0	HOME	0- 2	7- 0	6- 0				
6- 3	0- 0	0- 0	AWAY	0- 2	6- 1	6- 0				
2- 1	0- 0	0- 0	NEUTRAL	1- 1	1- 0	1- 0				

RPI 1-25				RPI 26-50				RPI 51-100				RPI 101+				Team's RPI: 135
RPI	S	Opponent	Score	RPI	S	Opponent	Score	RPI	S	Opponent	Score	RPI	S	Opponent	Score	
24	H	Iowa	47 71	32	A	South Dakota St.	47 57	69	A	Drake	64 81	107	H	Iowa St.	57 53	
				43	A	Creighton	78 89	69	H	Drake	67 72	122	H	Milwaukee	67 81	
				50	A	UCF	43 53	69	N	Drake	63 75	171	A	Southern Ill.	53 60	
								77	N	Wyoming	55 40	171	H	Southern Ill.	71 63	
								87	A	Kansas St.	72 71	205	A	North Dakota	72 80	
								91	H	IUPUI	48 54	239	A	Omaha	74 78	
								97	A	Missouri St.	52 62	245	A	Illinois St.	58 36	
								97	H	Missouri St.	52 57	245	H	Illinois St.	66 48	
								97	N	Missouri St.	70 58	245	N	Illinois St.	56 36	
												265	A	Indiana St.	56 46	
												265	H	Indiana St.	59 53	
												270	A	Bradley	51 40	
												270	H	Bradley	63 50	
												291	A	Valparaiso	76 53	
												291	H	Valparaiso	77 56	
												309	A	Loyola Chicago	64 39	
												309	H	Loyola Chicago	70 41	
												349	A	Evansville	85 60	
												349	H	Evansville	65 41	

LAST 12 Division I GAMES:																
				122	H	Milwaukee	67 81	270	H	Bradley	63 50					
				69	N	Drake	63 75	245	H	Illinois St.	66 48					
				97	N	Missouri St.	70 58	69	H	Drake	67 72					
				245	N	Illinois St.	56 36	349	A	Evansville	85 60					
				309	A	Loyola Chicago	64 39	265	A	Indiana St.	56 46					
				291	A	Valparaiso	76 53	171	H	Southern Ill.	71 63					

Non-Div I Games: Wis.-Parkside 92 62

UNI

UNLV				Through Games Of April 1, 2018							
Average RPI	Win:	202	WON-LOST	WINNING	LAST 10	STRENGTH OF	OPP. STRENGTH	TEAM	ADJ.	CONF.	ADJ CONF.
Average RPI	Loss:	90	RECORD	PCT. RANK	GAMES	SCHEDULE	OF SCHEDULE	RPI	RPI	RPI	RPI
DIV. I ONLY		19- 12	104	6- 4	102	121	95	95	15	15	
DIV. I NON-CONF.		5- 7	208	0- 1	16	83	110	110	14	14	

TOTALS		RPI 1-25	RPI 26-50		W-L RECORDS		RPI 51-100		RPI 101-999		RPI 201+
19- 12		0- 3	1- 2		OVERALL		2- 1		16- 6		10- 1
12- 4		0- 1	0- 2		HOME		1- 0		11- 1		6- 0
7- 5		0- 1	1- 0		AWAY		1- 1		5- 3		4- 0
0- 3		0- 1	0- 0		NEUTRAL		0- 0		0- 2		0- 1
5- 7		0- 3	1- 2		NON-CONFERENCE		0- 0		4- 2		2- 1
4- 3		0- 1	0- 2		HOME		0- 0		4- 0		2- 0
1- 2		0- 1	1- 0		AWAY		0- 0		0- 1		0- 0
0- 2		0- 1	0- 0		NEUTRAL		0- 0		0- 1		0- 1
14- 5		0- 0	0- 0		CONFERENCE		2- 1		12- 4		8- 0
8- 1		0- 0	0- 0		HOME		1- 0		7- 1		4- 0
6- 3		0- 0	0- 0		AWAY		1- 1		5- 2		4- 0
0- 1		0- 0	0- 0		NEUTRAL		0- 0		0- 1		0- 0

RPI 1-25				RPI 26-50				RPI 51-100				Team's RPI: 95				RPI 101+			
RPI	S	Opponent	Score	RPI	S	Opponent	Score	RPI	S	Opponent	Score	RPI	S	Opponent	Score	RPI	S	Opponent	Score
4	H	Mississippi St.	63 103	36	H	Minnesota	72 79	77	A	Wyoming	56 69	105	A	Boise St.	60 69				
13	A	Stanford	33 74	37	A	Gonzaga	52 50	89	A	New Mexico	68 66	105	H	Boise St.	77 54				
20	N	Buffalo	53 80	41	H	Syracuse	55 69	89	H	New Mexico	74 62	108	H	Colorado St.	56 52				
																109	A	Utah	68 78
																130	H	Portland St.	88 80
																144	A	Fresno St.	73 58
																144	H	Fresno St.	72 74
																151	A	Nevada	55 75
																151	H	Nevada	77 75
																151	N	Nevada	73 77
																199	H	UC Irvine	73 54
																225	N	UC Riverside	88 95
																251	H	Grand Canyon	76 47
																255	H	Hofstra	68 52
																269	A	San Diego St.	75 64
																269	H	San Diego St.	73 67
																276	A	San Jose St.	80 53
																276	H	San Jose St.	79 60
																288	A	Air Force	67 59
																288	H	Air Force	69 57
																311	A	Utah St.	63 54
																311	H	Utah St.	68 58
LAST 12 Division I GAMES:																			
109	A	Utah	68 78	269	H	San Diego St.	73 67												
151	N	Nevada	73 77	288	A	Air Force	67 59												
311	H	Utah St.	68 58	77	A	Wyoming	56 69												
151	A	Nevada	55 75	151	H	Nevada	77 75												
89	H	New Mexico	74 62	105	H	Boise St.	77 54												
144	A	Fresno St.	73 58	276	A	San Jose St.	80 53												

Non-Div I Games:

UNLV

Average RPI Win:	298	WON-LOST	WINNING	LAST 10	STRENGTH OF	OPP. STRENGTH	TEAM	ADJ.	CONF.	ADJ CONF.
Average RPI Loss:	174	RECORD	PCT. RANK	GAMES	SCHEDULE	OF SCHEDULE	RPI	RPI	RPI	RPI
DIV. I ONLY	8- 19	276	5- 5	272	283	303	303	23	23	
DIV. I NON-CONF.	2- 10	300	0- 0	239	328	328	328	22	22	
<hr/>										
TOTALS	RPI 1-25	RPI 26-50	W-L RECORDS	RPI 51-100	RPI 101-999	RPI 201+				
8- 19	0- 0	0- 4	OVERALL	0- 2	8- 13	8- 10				
6- 7	0- 0	0- 1	HOME	0- 1	6- 5	6- 4				
2- 12	0- 0	0- 3	AWAY	0- 1	2- 8	2- 6				
0- 0	0- 0	0- 0	NEUTRAL	0- 0	0- 0	0- 0				
2- 10	0- 0	0- 2	NON-CONFERENCE	0- 0	2- 8	2- 5				
2- 4	0- 0	0- 0	HOME	0- 0	2- 4	2- 3				
0- 6	0- 0	0- 2	AWAY	0- 0	0- 4	0- 2				
0- 0	0- 0	0- 0	NEUTRAL	0- 0	0- 0	0- 0				
6- 9	0- 0	0- 2	CONFERENCE	0- 2	6- 5	6- 5				
4- 3	0- 0	0- 1	HOME	0- 1	4- 1	4- 1				
2- 6	0- 0	0- 1	AWAY	0- 1	2- 4	2- 4				
0- 0	0- 0	0- 0	NEUTRAL	0- 0	0- 0	0- 0				

RPI	S	Opponent	Score	RPI	S	Opponent	Score	RPI	S	Opponent	Score	RPI	S	Opponent	Score	Team's RPI: 303
45	A	FGCU	60 93	45	H	FGCU	44 88	96	A	Jacksonville	49 65	157	A	William & Mary	63 83	
46	A	Oklahoma St.	71 108	47	A	Virginia Tech	56 87	96	H	Jacksonville	45 71	183	H	Furman	59 80	
												198	A	East Carolina	53 66	
												208	A	Stetson	61 62	
												208	H	Stetson	69 64	
												210	H	UNC Asheville	70 76	
												226	A	Gardner-Webb	39 60	
												239	H	Omaha	66 69	
												240	A	North Florida	61 79	
												240	H	North Florida	61 65	
												248	H	Presbyterian	69 83	
												257	A	Campbell	49 69	
												259	A	Lipscomb	78 97	
												259	A	Lipscomb	53 95	
												259	H	Lipscomb	80 64	
												300	A	Kennesaw St.	70 64	
												300	H	Kennesaw St.	65 61	
												316	H	South Carolina St.	63 44	
												321	H	N.C. Central	66 61	
												339	A	NJIT	95 57	
												339	H	NJIT	74 67	
<hr/>																
LAST 12 Division I GAMES:																
259	A	Lipscomb	53 95	259	H	Lipscomb	80 64	300	A	Kennesaw St.	70 64	259	A	Lipscomb	78 97	
339	H	NJIT	74 67	300	A	Kennesaw St.	65 61	96	A	Jacksonville	49 65	96	H	Jacksonville	45 71	
240	A	North Florida	61 79	240	H	North Florida	61 65	240	H	North Florida	61 65					
96	A	Jacksonville	49 65													
208	H	Stetson	69 64													
45	H	FGCU	44 88													

Non-Div I Games: Brevard 109 39 Converse 71 51 Bob Jones 79 45

USC Upstate

Loss, Non-Conf, S Site, H Home A Away N Neutral

Average RPI Win:	235	WON-LOST	WINNING	LAST 10	STRENGTH OF	OPP. STRENGTH	TEAM	ADJ.	CONF.	ADJ CONF.
Average RPI Loss:	149	RECORD	PCT. RANK	GAMES	SCHEDULE	OF SCHEDULE	RPI	RPI	RPI	RPI
DIV. I ONLY	18- 12	107	7- 3	311	173	178	178	22	22	
DIV. I NON-CONF.	6- 5	149	0- 0	246	74	172	172	23	23	

TOTALS	RPI 1-25	RPI 26-50	W-L RECORDS	RPI 51-100	RPI 101-999	RPI 201+				
18- 12	0- 0	0- 0	OVERALL	0- 4	18- 8	11- 3				
13- 2	0- 0	0- 0	HOME	0- 1	13- 1	7- 0				
5- 9	0- 0	0- 0	AWAY	0- 3	5- 6	4- 3				
0- 1	0- 0	0- 0	NEUTRAL	0- 0	0- 1	0- 0				
6- 5	0- 0	0- 0	NON-CONFERENCE	0- 3	6- 2	3- 0				
5- 1	0- 0	0- 0	HOME	0- 1	5- 0	2- 0				
1- 4	0- 0	0- 0	AWAY	0- 2	1- 2	1- 0				
0- 0	0- 0	0- 0	NEUTRAL	0- 0	0- 0	0- 0				
12- 7	0- 0	0- 0	CONFERENCE	0- 1	12- 6	8- 3				
8- 1	0- 0	0- 0	HOME	0- 0	8- 1	5- 0				
4- 5	0- 0	0- 0	AWAY	0- 1	4- 4	3- 3				
0- 1	0- 0	0- 0	NEUTRAL	0- 0	0- 1	0- 0				

RPI 1-25				RPI 26-50				RPI 51-100				RPI 101+				Team's RPI: 178
RPI	S	Opponent	Score	RPI	S	Opponent	Score	RPI	S	Opponent	Score	RPI	S	Opponent	Score	
								65	A	Georgi a Tech	52 80	109	A	Utah	41 71	
								80	H	Houston	58 62	126	A	Texas St.	58 75	
								85	A	Little Rock	57 59	126	H	Texas St.	61 59	
								87	A	Kansas St.	56 70	136	H	San Francis sco	56 54	
												142	A	Arkansas	57 91	
												144	H	Fresno St.	67 54	
												162	A	Loui si ana	38 34	
												162	H	Loui si ana	63 61	
												162	N	Loui si ana	48 54	
												168	H	South Ala.	63 76	
												174	H	Oral Roberts	70 46	
												175	H	Troy	76 57	
												215	H	SMU	58 55	
												220	A	Arkansas St.	80 85	
												222	A	Coastal Caro.	76 89	
												222	H	Coastal Caro.	65 63	
												258	A	UTSA	69 68	
												262	A	Appal achi an St.	64 60	
												262	H	Appal achi an St.	49 48	
												304	A	Georgi a St.	81 76	
												304	H	Georgi a St.	62 57	
												314	H	Incar nate Word	61 48	
												325	A	Ga. Southern	68 73	
												325	H	Ga. Southern	70 49	
												338	A	La. -Monroe	80 53	
												338	H	La. -Monroe	70 61	

LAST 12 Divi sion I GAMES:																
				162	N	Loui si ana	48 54	126	H	Texas St.	61 59					
				126	A	Texas St.	58 75	222	H	Coastal Caro.	65 63					
				304	H	Georgi a St.	62 57	262	H	Appal achi an St.	49 48					
				325	H	Ga. Southern	70 49	325	A	Ga. Southern	68 73					
				162	A	Loui si ana	38 34	304	A	Georgi a St.	81 76					
				338	A	La. -Monroe	80 53	338	H	La. -Monroe	70 61					

Non-Div I Games:

UT Arlington

Average RPI Win:	261	WON-LOST	WINNING	LAST 10	STRENGTH OF	OPP. STRENGTH	TEAM	ADJ.	CONF.	ADJ CONF.
Average RPI Loss:	129	RECORD	PCT. RANK	GAMES	SCHEDULE	OF SCHEDULE	RPI	RPI	RPI	RPI
DIV. I ONLY	17- 15	157	7- 3	184	247	158	158	25	25	
DIV. I NON-CONF.	2- 9	293	0- 1	100	63	255	255	27	27	
<hr/>										
TOTALS	RPI 1-25	RPI 26-50	W-L RECORDS	RPI 51-100	RPI 101-999	RPI 201+				
17- 15	0- 1	0- 2	OVERALL	0- 3	17- 9	13- 2				
9- 3	0- 0	0- 0	HOME	0- 1	9- 2	7- 0				
6- 9	0- 1	0- 2	AWAY	0- 0	6- 6	5- 2				
2- 3	0- 0	0- 0	NEUTRAL	0- 2	2- 1	1- 0				
2- 9	0- 1	0- 2	NON-CONFERENCE	0- 1	2- 5	1- 1				
2- 1	0- 0	0- 0	HOME	0- 0	2- 1	1- 0				
0- 6	0- 1	0- 2	AWAY	0- 0	0- 3	0- 1				
0- 2	0- 0	0- 0	NEUTRAL	0- 1	0- 1	0- 0				
15- 6	0- 0	0- 0	CONFERENCE	0- 2	15- 4	12- 1				
7- 2	0- 0	0- 0	HOME	0- 1	7- 1	6- 0				
6- 3	0- 0	0- 0	AWAY	0- 0	6- 3	5- 1				
2- 1	0- 0	0- 0	NEUTRAL	0- 1	2- 0	1- 0				

RPI 1-25				RPI 26-50				RPI 51-100				RPI 101+				Team's RPI: 158
RPI	S	Opponent	Score	RPI	S	Opponent	Score	RPI	S	Opponent	Score	RPI	S	Opponent	Score	
3	A	Louisville	56 91	40	A	Indiana	50 74	67	H	Belmont	63 65	110	A	Chattanooga	82 87	
				48	A	Purdue	58 60	67	N	Belmont	56 63	145	H	N. C. A&T	76 63	
								79	N	Saint Mary's (CA)	58 69	147	N	Eastern Wash.	58 61	
												166	A	Jacksonville St.	61 57	
												169	A	SIUE	70 73	
												169	H	SIUE	72 64	
												169	N	SIUE	69 67	
												171	A	Southern Ill.	72 84	
												177	H	Northwestern	63 71	
												193	A	Morehead St.	75 88	
												193	H	Morehead St.	76 81	
												220	A	Arkansas St.	73 84	
												228	A	Southeast Mo. St.	69 68	
												228	H	Southeast Mo. St.	72 65	
												228	N	Southeast Mo. St.	63 60	
												250	A	Austin Peay	62 69	
												250	H	Austin Peay	100 66	
												294	A	Murray St.	97 80	
												294	H	Murray St.	85 67	
												306	H	Western Caro.	62 54	
												313	A	Tennessee Tech	67 51	
												315	A	Eastern Ky.	72 54	
												315	H	Eastern Ky.	77 49	
												330	H	Tennessee St.	80 68	
												345	A	Eastern Ill.	72 44	
												345	H	Eastern Ill.	85 57	
<hr/>																
LAST 12 Division I GAMES:																
				40	A	Indiana	50 74	345	H	Eastern Ill.	85 57					
				67	N	Belmont	56 63	169	H	SIUE	72 64					
				169	N	SIUE	69 67	228	H	Southeast Mo. St.	72 65					
				228	N	Southeast Mo. St.	63 60	315	A	Eastern Ky.	72 54					
				228	A	Southeast Mo. St.	69 68	294	H	Murray St.	85 67					
				193	A	Morehead St.	75 88	250	H	Austin Peay	100 66					

Non-Div I Games: Rhodes 90 49 Ala.-Huntsville 104 73

UT Martin

Average RPI Win: 222	WON-LOST RECORD	WINNING PCT. RANK	LAST 10 GAMES	STRENGTH OF SCHEDULE	OPP. STRENGTH OF SCHEDULE	TEAM RPI	ADJ. RPI	CONF. RPI	ADJ CONF. RPI
Average RPI Loss: 176									
DIV. I ONLY	17- 14	142	4- 6	208	245	176	176	18	18
DIV. I NON-CONF.	9- 4	71	0- 0	224	331	112	112	20	20

TOTALS	RPI 1-25	RPI 26-50	W-L RECORDS	RPI 51-100	RPI 101-999	RPI 201+			
17- 14	0- 0	0- 0	OVERALL	1- 4	16- 10	11- 7			
9- 5	0- 0	0- 0	HOME	1- 2	8- 3	6- 1			
5- 8	0- 0	0- 0	AWAY	0- 1	5- 7	4- 6			
3- 1	0- 0	0- 0	NEUTRAL	0- 1	3- 0	1- 0			
9- 4	0- 0	0- 0	NON-CONFERENCE	0- 1	9- 3	6- 2			
5- 1	0- 0	0- 0	HOME	0- 1	5- 0	4- 0			
2- 3	0- 0	0- 0	AWAY	0- 0	2- 3	2- 2			
2- 0	0- 0	0- 0	NEUTRAL	0- 0	2- 0	0- 0			
8- 10	0- 0	0- 0	CONFERENCE	1- 3	7- 7	5- 5			
4- 4	0- 0	0- 0	HOME	1- 1	3- 3	2- 1			
3- 5	0- 0	0- 0	AWAY	0- 1	3- 4	2- 4			
1- 1	0- 0	0- 0	NEUTRAL	0- 1	1- 0	1- 0			

U
T
E
PU
T
E
P

RPI 1-25				RPI 26-50				RPI 51-100				RPI 101+ Team's RPI: 176			
RPI	S	Opponent	Score	RPI	S	Opponent	Score	RPI	S	Opponent	Score	RPI	S	Opponent	Score
								58	H	Western Ky.	80 75	113	H	Middle Tenn.	45 54
								74	H	UAB	64 84	129	A	Tulane	56 67
								74	N	UAB	66 75	141	H	Louisiana Tech	62 65
								89	H	New Mexico	35 59	142	H	Arkansas	64 61
								99	A	Rice	42 56	164	N	Samford	46 33
												173	H	Charlotte	67 58
												198	N	East Carolina	93 79
												201	A	North Texas	50 48
												211	H	CSU Bakersfield	67 56
												217	A	Southern Miss.	53 60
												217	N	Southern Miss.	72 67
												220	A	Arkansas St.	73 76
												221	A	New Mexico St.	68 76
												225	A	UC Riverside	73 62
												227	H	A&M-Corpus Christi	69 49
												232	H	Texas Southern	65 55
												241	A	Fla. Atlantic	66 72
												241	H	Fla. Atlantic	75 70
												258	A	UTSA	66 53
												258	H	UTSA	55 58
												279	A	Old Dominion	52 56
												299	A	FIU	77 76
												299	H	FIU	86 70
												310	H	Houston Baptist	69 62
												311	A	Marshall	64 66
												320	A	Cal St. Fullerton	92 91
LAST 12 Division I GAMES:															
				74	N	UAB	66 75	279	A	Old Dominion	52 56				
				217	N	Southern Miss.	72 67	311	A	Marshall	64 66				
				58	H	Western Ky.	80 75	141	H	Louisiana Tech	62 65				
				299	H	FIU	86 70	258	A	UTSA	66 53				
				217	A	Southern Miss.	53 60	74	H	UAB	64 84				
				258	H	UTSA	55 58	201	A	North Texas	50 48				

Non-Div I Games:

UTEP

Average RPI Win: **283**
 Average RPI Loss: **215**

WON-LOST
RECORD

WINNING
PCT. RANK

LAST 10
GAMES

STRENGTH OF
SCHEDULE

OPP. STRENGTH
OF SCHEDULE

TEAM
RPI

ADJ.
RPI

CONF.
RPI

ADJ CONF.
RPI

DIV. I ONLY	11- 16	226	4- 6	343	334	307	307	31	31
DIV. I NON-CONF.	7- 5	122	0- 0	310	299	225	225	31	31
<hr/>									
TOTALS	RPI 1-25	RPI 26-50	W-L RECORDS	RPI 51-100	RPI 101-999	RPI 201+			
11- 16	0- 0	0- 1	OVERALL	0- 1	11- 14	10- 13			
9- 5	0- 0	0- 0	HOME	0- 1	9- 4	8- 4			
2- 10	0- 0	0- 1	AWAY	0- 0	2- 9	2- 8			
0- 1	0- 0	0- 0	NEUTRAL	0- 0	0- 1	0- 1			
7- 5	0- 0	0- 1	NON-CONFERENCE	0- 1	7- 3	7- 3			
6- 1	0- 0	0- 0	HOME	0- 1	6- 0	6- 0			
1- 4	0- 0	0- 1	AWAY	0- 0	1- 3	1- 3			
0- 0	0- 0	0- 0	NEUTRAL	0- 0	0- 0	0- 0			
4- 11	0- 0	0- 0	CONFERENCE	0- 0	4- 11	3- 10			
3- 4	0- 0	0- 0	HOME	0- 0	3- 4	2- 4			
1- 6	0- 0	0- 0	AWAY	0- 0	1- 6	1- 5			
0- 1	0- 0	0- 0	NEUTRAL	0- 0	0- 1	0- 1			

RPI 1-25	RPI 26-50	RPI 51-100	RPI 101+	Team's RPI: 307
RPI S Opponent Score	RPI S Opponent Score	RPI S Opponent Score	RPI S Opponent Score	
	46 A Oklahoma St. 38 80	55 H Southern California 64 71	190 A Seattle U 56 64	
			190 H Seattle U 69 67	
			206 A Wisconsin 54 82	
			211 A CSU Bakersfield 30 71	
			211 H CSU Bakersfield 64 67	
			211 N CSU Bakersfield 59 70	
			221 A New Mexico St. 56 72	
			221 H New Mexico St. 77 79	
			227 A A&M-Corpus Christi 41 71	
			227 H A&M-Corpus Christi 56 53	
			243 H Prairie View 78 62	
			249 A Texas Tech 64 80	
			251 A Grand Canyon 58 59	
			251 H Grand Canyon 59 65	
			258 H UTSA 70 58	
			277 H Massachusetts 67 59	
			283 A UMKC 59 79	
			283 H UMKC 52 54	
			285 H Canisius 63 46	
			286 A North Dakota St. 82 79	
			324 A Utah Valley 60 69	
			324 H Utah Valley 71 64	
			335 H Florida A&M 51 38	
			346 A Chicago St. 69 62	
			346 H Chicago St. 81 44	
LAST 12 Division I GAMES:				
211 N CSU Bakersfield 59 70	211 A CSU Bakersfield 30 71			
221 A New Mexico St. 56 72	251 A Grand Canyon 58 59			
346 A Chicago St. 69 62	221 H New Mexico St. 77 79			
283 A UMKC 59 79	346 H Chicago St. 81 44			
324 H Utah Valley 71 64	190 A Seattle U 56 64			
190 H Seattle U 69 67	324 A Utah Valley 60 69			

Non-Div I Games: Texas Lutheran 78 43 Concordia (TX) 67 49 Trinity (TX) 62 57

UTRGV

Loss, **Non-Conf**, **S Site**, **H Home** **A Away** **N Neutral**

U
T
S
A

U
T
S
A

UTSA

Average RPI	Win:	171	WON-LOST	WINNING	LAST 10	STRENGTH OF	OPP. STRENGTH	TEAM	ADJ.	CONF.	ADJ CONF.
Average RPI	Loss:	63	RECORD	PCT. RANK	GAMES	SCHEDULE	OF SCHEDULE	RPI	RPI	RPI	RPI
DIV. I ONLY		18- 14	131	4- 6	118	62	109	109	5	5	
DIV. I NON-CONF.		10- 3	42	1- 1	171	146	61	61	3	3	

TOTALS	RPI 1-25		RPI 26-50		W-L RECORDS		RPI 51-100		RPI 101-999		RPI 201+
18- 14	0- 4		1- 1		OVERALL		3- 6		14- 3		5- 0
11- 6	0- 2		1- 1		HOME		2- 2		8- 1		3- 0
7- 7	0- 2		0- 0		AWAY		1- 4		6- 1		2- 0
0- 1	0- 0		0- 0		NEUTRAL		0- 0		0- 1		0- 0
10- 3	0- 0		1- 0		NON-CONFERENCE		2- 2		7- 1		3- 0
8- 0	0- 0		1- 0		HOME		2- 0		5- 0		2- 0
2- 3	0- 0		0- 0		AWAY		0- 2		2- 1		1- 0
0- 0	0- 0		0- 0		NEUTRAL		0- 0		0- 0		0- 0
8- 11	0- 4		0- 1		CONFERENCE		1- 4		7- 2		2- 0
3- 6	0- 2		0- 1		HOME		0- 2		3- 1		1- 0
5- 4	0- 2		0- 0		AWAY		1- 2		4- 0		1- 0
0- 1	0- 0		0- 0		NEUTRAL		0- 0		0- 1		0- 0

RPI	S	Opponent	Score	RPI	S	Opponent	Score	RPI	S	Opponent	Score	RPI	S	Opponent	Score	Team's RPI: 109
6	H	Oregon	68 84	27	H	Oregon St.	58 69	51	A	Arizona St.	58 56	116	A	Washington St.	81 79	
8	A	UCLA	71 78	48	H	Purdue	81 68	51	H	Arizona St.	81 83	116	H	Washington St.	54 50	
8	H	UCLA	74 81					53	A	California	73 84	138	A	Weber St.	85 58	
13	A	Stanford	49 70					55	A	Southern California	52 53	139	A	Colorado	78 74	
								55	H	Southern California	47 58	139	H	Colorado	65 69	
								79	H	Saint Mary's (CA)	74 63	139	N	Colorado	56 66	
								86	A	Alabama	60 65	151	H	Nevada	87 61	
								87	A	Kansas St.	57 74	159	A	BYU	68 77	
								95	H	UNLV	78 68	174	H	Oral Roberts	71 50	
												178	H	UT Arlington	71 41	
												196	A	Washington	74 65	
												196	H	Washington	81 46	
												236	H	Pepperdine	89 65	
												271	A	Arizona	80 56	
												271	H	Arizona	89 55	
												311	A	Utah St.	79 44	
												314	H	Incarinate Word	90 31	

LAST 12 Division I GAMES:																
87	A	Kansas St.	57 74	116	H	Washington St.	54 50	53	A	California	73 84	13	A	Stanford	49 70	
95	H	UNLV	78 68	139	A	Colorado	78 74	139	A	Colorado	65 69	6	H	Oregon	68 84	
139	N	Colorado	56 66	55	A	Southern California	52 53	139	H	Colorado	65 69					
8	A	UCLA	71 78	196	H	Washington	81 46									

Non-Div I Games:

Utah

Average RPI Win: 215
Average RPI Loss: 165

WON-LOST
RECORD

WINNING
PCT. RANK

LAST 10
GAMES

STRENGTH OF
SCHEDULE

OPP. STRENGTH
OF SCHEDULE

TEAM
RPI

ADJ.
RPI

CONF.
RPI

ADJ CONF.
RPI

DIV. I ONLY	6- 23	316	3- 7	237	157	311	311	15	15
DIV. I NON-CONF.	1- 9	318	0- 0	261	314	329	329	14	14
TOTALS	RPI 1-25	RPI 26-50	W-L RECORDS	RPI 51-100	RPI 101-999	RPI 201+			
6- 23	0- 0	0- 1	OVERALL	0- 6	6- 16	3- 7			
5- 7	0- 0	0- 0	HOME	0- 3	5- 4	3- 1			
1- 13	0- 0	0- 0	AWAY	0- 3	1- 10	0- 4			
0- 3	0- 0	0- 1	NEUTRAL	0- 0	0- 2	0- 2			
1- 9	0- 0	0- 1	NON-CONFERENCE	0- 0	1- 8	0- 4			
0- 3	0- 0	0- 0	HOME	0- 0	0- 3	0- 1			
1- 4	0- 0	0- 0	AWAY	0- 0	1- 4	0- 2			
0- 2	0- 0	0- 1	NEUTRAL	0- 0	0- 1	0- 1			
5- 14	0- 0	0- 0	CONFERENCE	0- 6	5- 8	3- 3			
5- 4	0- 0	0- 0	HOME	0- 3	5- 1	3- 0			
0- 9	0- 0	0- 0	AWAY	0- 3	0- 6	0- 2			
0- 1	0- 0	0- 0	NEUTRAL	0- 0	0- 1	0- 1			

RPI S Opponent	Score	RPI S Opponent	Score	RPI S Opponent	Score	RPI S Opponent	Score	Team's RPI: 311
27 N Oregon St.	55 94	77 A Wyoming	44 61	105 A Boise St.	60 68			
		77 H Wyoming	46 64	105 H Boise St.	42 64			
		89 A New Mexico	47 80	108 A Colorado St.	45 56			
		89 H New Mexico	50 74	109 H Utah	44 79			
		95 A UNLV	58 68	143 A Idaho St.	44 64			
		95 H UNLV	54 63	144 A Fresno St.	56 57			
				144 H Fresno St.	60 52			
				151 A Nevada	78 85			
				151 H Nevada	79 57			
				159 A BYU	76 69			
				184 H Denver	72 74			
				199 A UC Irvine	84 87			
				216 N Montana St.	52 64			
				269 H San Diego St.	62 58			
				271 H Arizona	49 65			
				276 A San Jose St.	66 79			
				276 H San Jose St.	86 78			
				288 A Air Force	50 57			
				288 H Air Force	57 55			
				288 N Air Force	54 68			
				324 A Utah Valley	43 61			
				329 A Southern Utah	67 70			
LAST 12 Division I GAMES:								
288 N Air Force	54 68	105 A Boise St.	60 68					
95 A UNLV	58 68	77 H Wyoming	46 64					
276 H San Jose St.	86 78	89 A New Mexico	47 80					
288 H Air Force	57 55	144 H Fresno St.	60 52					
151 A Nevada	78 85	288 A Air Force	50 57					
89 H New Mexico	50 74	77 A Wyoming	44 61					

Non-Div I Games: Dixie St. 92 72

Utah St.

Average RPI Win:	283	WON-LOST	WINNING	LAST 10	STRENGTH OF	OPP. STRENGTH	TEAM	ADJ.	CONF.	ADJ CONF.
Average RPI Loss:	214	RECORD	PCT. RANK	GAMES	SCHEDULE	OF SCHEDULE	RPI	RPI	RPI	RPI
DIV. I ONLY	9- 19	270	2- 8	336	329	324	324	31	31	
DIV. I NON-CONF.	4- 9	246	0- 0	309	282	315	315	31	31	

TOTALS	RPI 1-25	RPI 26-50	W-L RECORDS	RPI 51-100	RPI 101-999	RPI 201+				
9- 19	0- 0	0- 1	OVERALL	0- 0	9- 18	8- 11				
7- 6	0- 0	0- 0	HOME	0- 0	7- 6	6- 4				
2- 12	0- 0	0- 0	AWAY	0- 0	2- 1	2- 1				
0- 1	0- 0	0- 0	NEUTRAL	0- 0	0- 1	0- 1				
4- 9	0- 0	0- 1	NON-CONFERENCE	0- 0	4- 8	3- 3				
4- 2	0- 0	0- 0	HOME	0- 0	4- 2	3- 1				
0- 7	0- 0	0- 1	AWAY	0- 0	0- 6	0- 2				
0- 0	0- 0	0- 0	NEUTRAL	0- 0	0- 0	0- 0				
5- 10	0- 0	0- 0	CONFERENCE	0- 0	5- 10	5- 8				
3- 4	0- 0	0- 0	HOME	0- 0	3- 4	3- 3				
2- 5	0- 0	0- 0	AWAY	0- 0	2- 5	2- 4				
0- 1	0- 0	0- 0	NEUTRAL	0- 0	0- 1	0- 1				

RPI	S	Opponent	Score	RPI	S	Opponent	Score	RPI	S	Opponent	Score	RPI	S	Opponent	Score
				27	A	Oregon St.	41 98					138	A	Weber St.	57 75
												143	H	Idaho St.	58 70
												146	H	Cal Poly	89 70
												147	A	Eastern Wash.	41 61
												159	A	BYU	54 75
												184	A	Denver	53 72
												190	A	Seattle U	53 83
												190	H	Seattle U	75 77
												211	A	CSU Bakersfield	58 63
												211	H	CSU Bakersfield	60 64
												221	A	New Mexico St.	51 59
												221	H	New Mexico St.	72 82
												236	A	Pepperdine	44 71
												251	A	Grand Canyon	61 81
												251	H	Grand Canyon	84 64
												251 N		Grand Canyon	56 72
												283	A	UMKC	66 59
												283	H	UMKC	68 65
												288	H	Air Force	59 56
												307	A	UTRGV	64 71
												307	H	UTRGV	69 60
												311	H	Utah St.	61 43
												318	A	Portland	64 71
												320	H	Cal St. Fullerton	36 73
												329	H	Southern Utah	69 61
												346	A	Chicago St.	68 30
												346	H	Chicago St.	74 84

LAST 12 Division I GAMES:															
				251 N		Grand Canyon	56 72	283	H	UMKC	68 65				
				190	A	Seattle U	53 83	346	H	Chicago St.	74 84				
				251	H	Grand Canyon	84 64	190	H	Seattle U	75 77				
				211	H	CSU Bakersfield	60 64	251	A	Grand Canyon	61 81				
				307	A	UTRGV	64 71	221	H	New Mexico St.	72 82				
				221	A	New Mexico St.	51 59	307	H	UTRGV	69 60				

Non-Div I Games: Antelope Valley 78 54 Dixie St. 72 63

Utah Valley

Loss, Non-Conf, S Site, H Home A Away N Neutral

Average RPI Win:	251	WON-LOST	WINNING	LAST 10	STRENGTH OF	OPP. STRENGTH	TEAM	ADJ.	CONF.	ADJ CONF.
Average RPI Loss:	145	RECORD	PCT. RANK	GAMES	SCHEDULE	OF SCHEDULE	RPI	RPI	RPI	RPI
DIV. I ONLY	7- 22	299	3- 7	163	187	281	281	11	11	
DIV. I NON-CONF.	3- 9	277	0- 0	218	273	283	283	10	10	

TOTALS	RPI 1-25	RPI 26-50	W-L RECORDS	RPI 51-100	RPI 101-999	RPI 201+				
7- 22	0- 0	0- 2	OVERALL	0- 7	7- 13	5- 8				
5- 7	0- 0	0- 0	HOME	0- 4	5- 3	3- 2				
1- 13	0- 0	0- 0	AWAY	0- 0	1- 1	1- 0				
1- 2	0- 0	0- 0	NEUTRAL	0- 2	1- 0	1- 0				
3- 9	0- 0	0- 1	NON-CONFERENCE	0- 3	3- 5	3- 4				
2- 2	0- 0	0- 0	HOME	0- 1	2- 1	2- 1				
0- 5	0- 0	0- 1	AWAY	0- 0	0- 4	0- 3				
1- 2	0- 0	0- 0	NEUTRAL	0- 2	1- 0	1- 0				
4- 13	0- 0	0- 1	CONFERENCE	0- 4	4- 8	2- 4				
3- 5	0- 0	0- 0	HOME	0- 3	3- 2	1- 1				
1- 8	0- 0	0- 1	AWAY	0- 1	1- 6	1- 3				
0- 0	0- 0	0- 0	NEUTRAL	0- 0	0- 0	0- 0				

RPI 1-25				RPI 26-50				RPI 51-100				RPI 101+ Team's RPI: 281			
RPI	S	Opponent	Score	RPI	S	Opponent	Score	RPI	S	Opponent	Score	RPI	S	Opponent	Score
36	A	Minnesota	63 108	54	N	Mercer	54 70	106	H	George Mason	42 65				
44	A	Dayton	64 74	61	N	Penn	52 82	124	A	Radford	62 79				
				72	A	Duquesne	71 80	127	H	Saint Louis	88 84				
				72	H	Duquesne	51 70	131	A	Saint Joseph's	63 72				
				75	H	Fordham	54 64	131	A	Saint Joseph's	41 79				
				78	H	George Washington	39 61	131	H	Saint Joseph's	56 54				
				98	H	Georgetown	59 71	188	A	Davidson	63 69				
								204	A	Richmond	54 59				
								204	H	Richmond	68 77				
								219	H	Norfolk St.	52 66				
								223	A	UNCG	61 74				
								246	A	La Salle	57 62				
								252	A	UNCW	67 83				
								260	H	St. Bonaventure	77 75				
								277	A	Massachusetts	75 79				
								279	H	Old Dominion	68 39				
								301	N	Long Beach St.	69 59				
								304	A	Georgia St.	56 61				
								322	H	Coppin St.	62 47				
								334	A	Rhode Island	61 49				
LAST 12 Division I GAMES:															
131	A	Saint Joseph's	63 72	72	A	Duquesne	71 80								
188	A	Davidson	63 69	44	A	Dayton	64 74								
127	H	Saint Louis	88 84	131	H	Saint Joseph's	56 54								
204	A	Richmond	54 59	204	H	Richmond	68 77								
106	H	George Mason	42 65	246	A	La Salle	57 62								
260	H	St. Bonaventure	77 75	277	A	Massachusetts	75 79								

Non-Div I Games:

VCU

Average RPI Win:	317	WON-LOST	WINNING	LAST 10	STRENGTH OF	OPP. STRENGTH	TEAM	ADJ.	CONF.	ADJ CONF.
Average RPI Loss:	153	RECORD	PCT. RANK	GAMES	SCHEDULE	OF SCHEDULE	RPI	RPI	RPI	RPI
DIV. I ONLY	11- 18	236	3- 7	334	258	291	291	24	24	
DIV. I NON-CONF.	5- 4	143	0- 0	340	285	227	227	21	21	

TOTALS	RPI 1-25	RPI 26-50	W-L RECORDS	RPI 51-100	RPI 101-999	RPI 201+				
11- 18	0- 0	0- 1	OVERALL	0- 7	11- 10	11- 6				
6- 6	0- 0	0- 0	HOME	0- 2	6- 4	6- 2				
4- 11	0- 0	0- 0	AWAY	0- 0	4- 0	4- 0				
1- 1	0- 0	0- 0	NEUTRAL	0- 1	1- 0	1- 0				
5- 4	0- 0	0- 1	NON-CONFERENCE	0- 2	5- 1	5- 1				
3- 0	0- 0	0- 0	HOME	0- 0	3- 0	3- 0				
2- 4	0- 0	0- 1	AWAY	0- 2	2- 1	2- 1				
0- 0	0- 0	0- 0	NEUTRAL	0- 0	0- 0	0- 0				
6- 14	0- 0	0- 0	CONFERENCE	0- 5	6- 9	6- 5				
3- 6	0- 0	0- 0	HOME	0- 2	3- 4	3- 2				
2- 7	0- 0	0- 0	AWAY	0- 2	2- 5	2- 3				
1- 1	0- 0	0- 0	NEUTRAL	0- 1	1- 0	1- 0				

RPI	S	Opponent	Score	RPI	S	Opponent	Score	RPI	S	Opponent	Score	RPI	S	Opponent	Score	Team's RPI: 291
48	A	Purdue	49 95	69	A	Drake	50 86	135	A	UNI	56 77					
				69	H	Drake	53 85	135	H	UNI	53 76					
				69	N	Drake	40 89	171	A	Southern Ill.	63 74					
				81	A	Liberty	40 61	171	H	Southern Ill.	86 88					
				83	A	Miami (OH)	68 77	213	A	Bowling Green	77 90					
				97	A	Missouri St.	60 83	245	A	Illinois St.	55 63					
				97	H	Missouri St.	60 66	245	H	Illinois St.	56 50					
								251	H	Grand Canyon	80 75					
								265	A	Indiana St.	46 64					
								265	H	Indiana St.	54 67					
								270	A	Bradley	58 69					
								270	H	Bradley	69 88					
								309	A	Loyola Chicago	63 53					
								309	H	Loyola Chicago	76 60					
								309	N	Loyola Chicago	63 46					
								326	H	Fort Wayne	68 50					
								344	A	Longwood	81 68					
								345	A	Eastern Ill.	76 67					
								346	H	Chicago St.	71 60					
								349	A	Evansville	67 54					
								349	H	Evansville	101 59					

LAST 12 Division I GAMES:																
				69	N	Drake	40 89	97	H	Missouri St.	60 66					
				309	N	Loyola Chicago	63 46	171	H	Southern Ill.	86 88					
				69	H	Drake	53 85	309	A	Loyola Chicago	63 53					
				135	H	UNI	53 76	245	A	Illinois St.	55 63					
				349	A	Evansville	67 54	270	A	Bradley	58 69					
				265	A	Indiana St.	46 64	265	H	Indiana St.	54 67					

Non-Div I Games: Ind.-Northwest 99 59 Ind.-Kokomo 81 47

Valparaiso

Average RPI Win:	138	WON-LOST	WINNING	LAST 10	STRENGTH OF	OPP. STRENGTH	TEAM	ADJ.	CONF.	ADJ CONF.
Average RPI Loss:	64	RECORD	PCT. RANK	GAMES	SCHEDULE	OF SCHEDULE	RPI	RPI	RPI	RPI
DIV. I ONLY	7- 24	310	2- 8	13	12	153	153	2	2	
DIV. I NON-CONF.	4- 10	263	0- 0	33	26	153	153	2	2	

TOTALS	RPI 1-25	RPI 26-50	W-L RECORDS	RPI 51-100	RPI 101-999	RPI 201+				
7- 24	0- 12	0- 2	OVERALL	2- 3	5- 7	1- 1				
4- 11	0- 7	0- 0	HOME	1- 2	3- 2	1- 0				
3- 10	0- 5	0- 1	AWAY	1- 1	2- 3	0- 0				
0- 3	0- 0	0- 1	NEUTRAL	0- 0	0- 2	0- 1				
4- 10	0- 3	0- 1	NON-CONFERENCE	1- 2	3- 4	1- 1				
2- 5	0- 1	0- 0	HOME	0- 2	2- 2	1- 0				
2- 3	0- 2	0- 0	AWAY	1- 0	1- 1	0- 0				
0- 2	0- 0	0- 1	NEUTRAL	0- 0	0- 1	0- 1				
3- 14	0- 9	0- 1	CONFERENCE	1- 1	2- 3	0- 0				
2- 6	0- 6	0- 0	HOME	1- 0	1- 0	0- 0				
1- 7	0- 3	0- 1	AWAY	0- 1	1- 2	0- 0				
0- 1	0- 0	0- 0	NEUTRAL	0- 0	0- 1	0- 0				

RPI 1-25				RPI 26-50				RPI 51-100				RPI 101+ Team's RPI: 153			
RPI	S	Opponent	Score	RPI	S	Opponent	Score	RPI	S	Opponent	Score	RPI	S	Opponent	Score
3	A	Louisville	57 79	31	A	LSU	65 85	57	H	Baylor St.	79 88	103	A	Auburn	60 63
4	H	Mississippi St.	50 95	41	N	Syracuse	78 84	67	H	Belmont	74 111	107	H	Iowa St.	77 74
10	H	South Carolina	82 95					78	A	George Washington	69 59	113	H	Middle Tenn.	54 65
12	A	Tennessee	73 86					86	A	Alabama	75 77	127	A	Saint Louis	74 69
12	H	Tennessee	64 74					88	H	Kentucky	70 55	129	A	Tulane	59 71
15	A	Central Mich.	75 92									142	H	Arkansas	78 73
16	H	NC State	72 83									142	N	Arkansas	76 88
17	H	Texas A&M	67 91									167	A	Ole Miss	75 72
23	A	Missouri	68 83									180	A	Florida	71 88
23	H	Missouri	70 81									196	H	Memphis	60 71
25	A	Georgia	55 67									206	N	Wisconsin	71 73
25	H	Georgia	52 81									259	H	Lipscomb	92 82
LAST 12 Division I GAMES:															
142	N	Arkansas	76 88	25	A	Georgia	55 67	12	H	Tennessee	64 74				
142	H	Arkansas	78 73	167	A	Ole Miss	75 72	17	H	Texas A&M	67 91				
23	A	Missouri	68 83	86	A	Alabama	75 77	10	H	South Carolina	82 95				
180	A	Florida	71 88												
4	H	Mississippi St.	50 95												
103	A	Auburn	60 63												

Non-Div I Games:

Vanderbilt

Average RPI Win:	232	WON-LOST	WINNING	LAST 10	STRENGTH OF	OPP. STRENGTH	TEAM	ADJ.	CONF.	ADJ CONF.
Average RPI Loss:	168	RECORD	PCT. RANK	GAMES	SCHEDULE	OF SCHEDULE	RPI	RPI	RPI	RPI
DIV. I ONLY	7- 22	299	2- 8	185	248	295	295	20	20	
DIV. I NON-CONF.	2- 10	300	0- 0	260	205	331	331	24	24	

TOTALS	RPI 1-25	RPI 26-50	W-L RECORDS	RPI 51-100	RPI 101-999	RPI 201+				
7- 22	0- 0	0- 0	OVERALL	1- 7	6- 15	4- 7				
5- 10	0- 0	0- 0	HOME	1- 3	4- 7	3- 3				
2- 11	0- 0	0- 0	AWAY	0- 0	2- 0	1- 0				
0- 1	0- 0	0- 0	NEUTRAL	0- 1	0- 0	0- 0				
2- 10	0- 0	0- 0	NON-CONFERENCE	0- 3	2- 7	2- 5				
2- 5	0- 0	0- 0	HOME	0- 2	2- 3	2- 2				
0- 5	0- 0	0- 0	AWAY	0- 1	0- 4	0- 3				
0- 0	0- 0	0- 0	NEUTRAL	0- 0	0- 0	0- 0				
5- 12	0- 0	0- 0	CONFERENCE	1- 4	4- 8	2- 2				
3- 5	0- 0	0- 0	HOME	1- 1	2- 4	1- 1				
2- 6	0- 0	0- 0	AWAY	0- 2	2- 4	1- 1				
0- 1	0- 0	0- 0	NEUTRAL	0- 1	0- 0	0- 0				

RPI 1-25				RPI 26-50				RPI 51-100				RPI 101+ Team's RPI: 295			
RPI	S	Opponent	Score	RPI	S	Opponent	Score	RPI	S	Opponent	Score	RPI	S	Opponent	Score
								52	H	American	62 64	121	A	Dartmouth	56 66
								56	A	Miami (FL)	49 73	137	A	Hartford	52 91
								70	H	James Madison	56 68	137	H	Hartford	53 47
								73	A	Maine	55 64	155	H	Northeastern	66 71
								73	H	Maine	47 79	160	A	Binghamton	38 52
								82	A	Albany (NY)	55 67	160	H	Binghamton	48 62
								82	H	Albany (NY)	62 57	181	A	New Hampshire	58 53
								82	N	Albany (NY)	42 60	181	H	New Hampshire	49 52
												189	A	Stony Brook	57 80
												189	H	Stony Brook	49 55
												213	H	Columbia	66 73
												235	H	Boston U.	41 57
												242	A	Holy Cross	53 64
												254	A	Rider	49 64
												268	H	Howard	88 65
												287	H	Central Conn. St.	62 48
												299	A	FIU	70 80
												323	A	UMBC	72 58
												323	H	UMBC	51 52
												348	A	UMass Lowell	60 65
												348	H	UMass Lowell	63 55
LAST 12 Division I GAMES:															
								82	N	Albany (NY)	42 60	82	H	Albany (NY)	62 57
								189	H	Stony Brook	49 55	181	A	New Hampshire	58 53
								73	H	Maine	47 79	323	H	UMBC	51 52
								137	A	Hartford	52 91	160	H	Binghamton	48 62
								160	A	Binghamton	38 52	82	A	Albany (NY)	55 67
								348	A	UMass Lowell	60 65	137	H	Hartford	53 47

Non-Div I Games: Norwich 75 31

Vermont

Average RPI Win:	130	WON-LOST	WINNING	LAST 10	STRENGTH OF	OPP. STRENGTH	TEAM	ADJ.	CONF.	ADJ CONF.
Average RPI Loss:	51	RECORD	PCT. RANK	GAMES	SCHEDULE	OF SCHEDULE	RPI	RPI	RPI	RPI
DIV. I ONLY	23- 9	50	6- 4	39	63	26	26	6	6	
DIV. I NON-CONF.	11- 2	18	1- 1	15	53	7	7	6	6	

TOTALS	RPI 1-25	RPI 26-50	W-L RECORDS	RPI 51-100	RPI 101-999	RPI 201+				
23- 9	2- 4	3- 1	OVERALL	5- 3	13- 1	7- 0				
9- 3	2- 1	1- 0	HOME	2- 1	4- 1	2- 0				
10- 5	0- 3	1- 1	AWAY	1- 1	8- 0	4- 0				
4- 1	0- 0	1- 0	NEUTRAL	2- 1	1- 0	1- 0				
11- 2	1- 1	2- 0	NON-CONFERENCE	2- 1	6- 0	3- 0				
2- 1	1- 0	0- 0	HOME	0- 1	1- 0	0- 0				
5- 1	0- 1	1- 0	AWAY	0- 0	4- 0	2- 0				
4- 0	0- 0	1- 0	NEUTRAL	2- 0	1- 0	1- 0				
12- 7	1- 3	1- 1	CONFERENCE	3- 2	7- 1	4- 0				
7- 2	1- 1	1- 0	HOME	2- 0	3- 1	2- 0				
5- 4	0- 2	0- 1	AWAY	1- 1	4- 0	2- 0				
0- 1	0- 0	0- 0	NEUTRAL	0- 1	0- 0	0- 0				

RPI 1-25				RPI 26-50				RPI 51-100				RPI 101+			
RPI	S	Opponent	Score	RPI	S	Opponent	Score	RPI	S	Opponent	Score	RPI	S	Opponent	Score
1	A	Notre Dame	72 98	29	A	Princeton	62 59	52	N	American	65 60	125	A	Butler	69 67
14	H	Duke	64 55	32	N	South Dakota St.	81 74	61	H	Penn	77 79	125	H	Butler	53 76
21	A	Marquette	69 90	43	A	Creighton	54 69	70	N	James Madison	60 57	131	H	Saint Joseph's	79 44
21	H	Marquette	57 67	43	H	Creighton	55 48	71	A	St. John's (NY)	64 70	132	A	Seton Hall	67 59
22	A	DePaul	66 71					71	H	St. John's (NY)	69 52	132	H	Seton Hall	59 53
22	H	DePaul	84 58					98	A	Georgetown	60 58	137	A	Hartford	71 53
								98	H	Georgetown	68 67	192	A	Temple	69 65
								98	N	Georgetown	58 63	212	N	Lehigh	62 42
												218	A	Providence	63 55
												218	H	Providence	70 43
												224	A	Xavier	89 50
												224	H	Xavier	75 57
												246	A	La Salle	76 49
												274	A	Fairfield	73 44

LAST 12 Division I GAMES:															
1	A	Notre Dame	72 98	21	A	Marquette	69 90								
32	N	South Dakota St.	81 74	132	H	Seton Hall	59 53								
98	N	Georgetown	58 63	71	H	St. John's (NY)	69 52								
43	H	Creighton	55 48	98	H	Georgetown	68 67								
218	H	Providence	70 43	125	A	Butler	69 67								
22	A	DePaul	66 71	224	A	Xavier	89 50								

Non-Div I Games:

Villanova

Average RPI Loss: 22

DIV. I ONLY	19- 14	123	4- 6	5	4	30	30	1	1
DIV. I NON-CONF.	8- 7	167	1- 1	17	25	69	69	1	1
TOTALS	RPI 1-25	RPI 26-50	W-L RECORDS	RPI 51-100	RPI 101-999	RPI 201+			
19- 14	1- 10	4- 2	OVERALL	4- 2	10- 0	4- 0			
10- 6	0- 4	2- 0	HOME	1- 2	7- 0	3- 0			
5- 7	1- 5	1- 2	AWAY	1- 0	2- 0	1- 0			
4- 1	0- 1	1- 0	NEUTRAL	2- 0	1- 0	0- 0			
8- 7	0- 4	1- 2	NON-CONFERENCE	2- 1	5- 0	3- 0			
5- 3	0- 2	0- 0	HOME	1- 1	4- 0	3- 0			
0- 4	0- 2	0- 2	AWAY	0- 0	0- 0	0- 0			
3- 0	0- 0	1- 0	NEUTRAL	1- 0	1- 0	0- 0			
11- 7	1- 6	3- 0	CONFERENCE	2- 1	5- 0	1- 0			
5- 3	0- 2	2- 0	HOME	0- 1	3- 0	0- 0			
5- 3	1- 3	1- 0	AWAY	1- 0	2- 0	1- 0			
1- 1	0- 1	0- 0	NEUTRAL	1- 0	0- 0	0- 0			

RPI 1-25				RPI 26-50				Team's RPI: 30				RPI 51-100				RPI 101+			
RPI	S	Opponent	Score	RPI	S	Opponent	Score	RPI	S	Opponent	Score	RPI	S	Opponent	Score	RPI	S	Opponent	Score
1	H	Notre Dame	69 83	40	N	Indiana	82 72	53	N	Cal i forn i a	68 62	111	A	Wake Forest	48 41				
1	N	Notre Dame	47 83	41	H	Syracuse	68 63	56	H	Mi ami (FL)	62 77	114	H	North Carolina	82 70				
3	A	Loui sville	39 51	42	A	Rutgers	43 52	62	H	Harvard	50 48	120	N	Ohi o	77 59				
3	H	Loui sville	41 77	44	A	Dayton	46 61	65	A	Georgi a Tech	62 56	156	H	Hampton	66 62				
4	A	Missi ssippi St.	53 68	47	A	Vi rgi ni a Tech	64 62	65	N	Georgi a Tech	60 58	163	H	Clemson	70 41				
9	A	Florida St.	62 77	47	H	Vi rgi ni a Tech	61 52	72	H	Duquesne	63 74	185	H	Pittsburgh	62 50				
10	A	South Carolina	56 66									209	A	Boston College	68 57				
14	A	Duke	48 55									223	H	UNCG	68 50				
16	A	NC State	73 63									264	H	Manhattan	69 47				
18	H	Maryl and	59 60									287	H	Central Conn. St.	103 59				
25	H	Georgi a	61 64																
LAST 12 Division I GAMES:																			
10	A	South Carolina	56 66	56	H	Mi ami (FL)	62 77												
53	N	Cal i forn i a	68 62	1	H	Notre Dame	69 83												
1	N	Notre Dame	47 83	47	A	Vi rgi ni a Tech	64 62												
65	N	Georgi a Tech	60 58	9	A	Florida St.	62 77												
111	A	Wake Forest	48 41	3	H	Loui sville	41 77												
3	A	Loui sville	39 51	65	A	Georgi a Tech	62 56												

Non-Div I Games:

Vi rgi ni a

Average RPI Win:	142	WON-LOST	WINNING	LAST 10	STRENGTH OF	OPP. STRENGTH	TEAM	ADJ.	CONF.	ADJ CONF.
Average RPI Loss:	40	RECORD	PCT. RANK	GAMES	SCHEDULE	OF SCHEDULE	RPI	RPI	RPI	RPI
DIV. I ONLY	23- 14	99	6- 4	26	38	47	47	1	1	
DIV. I NON-CONF.	16- 3	19	5- 1	85	110	26	26	1	1	

TOTALS	RPI 1-25	RPI 26-50	W-L RECORDS	RPI 51-100	RPI 101-999	RPI 201+				
23- 14	0- 6	3- 3	OVERALL	6- 3	14- 2	6- 0				
15- 4	0- 2	1- 1	HOME	4- 1	10- 0	4- 0				
6- 7	0- 3	1- 2	AWAY	1- 1	4- 1	2- 0				
2- 3	0- 1	1- 0	NEUTRAL	1- 1	0- 1	0- 0				
16- 3	0- 0	1- 1	NON-CONFERENCE	5- 1	10- 1	5- 0				
11- 0	0- 0	1- 0	HOME	3- 0	7- 0	3- 0				
4- 1	0- 0	0- 1	AWAY	1- 0	3- 0	2- 0				
1- 2	0- 0	0- 0	NEUTRAL	1- 1	0- 1	0- 0				
7- 11	0- 6	2- 2	CONFERENCE	1- 2	4- 1	1- 0				
4- 4	0- 2	0- 1	HOME	1- 1	3- 0	1- 0				
2- 6	0- 3	1- 1	AWAY	0- 1	1- 1	0- 0				
1- 1	0- 1	1- 0	NEUTRAL	0- 0	0- 0	0- 0				

RPI 1-25				RPI 26-50				RPI 51-100				RPI 101+			
RPI	S	Opponent	Score	RPI	S	Opponent	Score	RPI	S	Opponent	Score	RPI	S	Opponent	Score
1	A	Notre Dame	59 89	30	A	Virginia	52 61	56	A	Miami (FL)	46 76	103	H	Auburn	72 63
3	A	Louisville	56 67	30	H	Virginia	62 64	56	H	Miami (FL)	78 82	106	H	George Mason	78 69
3	N	Louisville	70 73	40	A	Indiana	57 65	59	N	Drexel	79 67	110	A	Chattanooga	64 44
9	A	Florida St.	62 107	41	A	Syracuse	73 64	60	A	West Virginia	64 61	111	A	Wake Forest	56 73
14	H	Duke	75 86	41	N	Syracuse	85 70	60	N	West Virginia	61 79	114	A	North Carolina	90 74
16	H	NC State	51 68	50	H	UCF	86 69	65	H	Georgia Tech	68 62	124	H	Radford	68 42
								75	H	Fordham	81 50	125	N	Butler	77 79
								76	H	Navy	56 55	163	H	Clemson	53 45
								86	H	Alabama	74 67	185	H	Pittsburgh	89 66
												187	H	High Point	86 63
												209	H	Boston College	89 58
												233	A	Illinois	96 49
												267	H	UMES	90 52
												284	A	Monmouth	84 34
												303	H	USC Upstate	87 56
												328	H	Wagner	99 32

LAST 12 Division I GAMES:															
40	A	Indiana	57 65	3	N	Louisville	70 73								
60	A	West Virginia	64 61	41	N	Syracuse	85 70								
86	H	Alabama	74 67	56	A	Miami (FL)	46 76								
75	H	Fordham	81 50	1	A	Notre Dame	59 89								
106	H	George Mason	78 69	163	H	Clemson	53 45								
76	H	Navy	56 55	111	A	Wake Forest	56 73								

Non-Div I Games:

Virginia Tech

Average RPI Win: 294
Average RPI Loss: 195

WON-LOST
RECORD

WINNING
PCT. RANK

LAST 10
GAMES

STRENGTH OF
SCHEDULE

OPP. STRENGTH
OF SCHEDULE

TEAM
RPI

ADJ.
RPI

CONF.
RPI

ADJ CONF.
RPI

DIV. I ONLY	5- 23	327	3- 7	243	312	328	328	29	29
DIV. I NON-CONF.	1- 9	318	0- 0	148	225	303	303	29	29
<hr/>									
TOTALS	RPI 1-25	RPI 26-50	W-L RECORDS	RPI 51-100	RPI 101-999	RPI 201+			
5- 23	0- 0	0- 2	OVERALL	0- 4	5- 17	5- 12			
4- 8	0- 0	0- 1	HOME	0- 1	4- 6	4- 4			
1- 15	0- 0	0- 1	AWAY	0- 3	1- 11	1- 8			
0- 0	0- 0	0- 0	NEUTRAL	0- 0	0- 0	0- 0			
1- 9	0- 0	0- 2	NON-CONFERENCE	0- 2	1- 5	1- 2			
1- 2	0- 0	0- 1	HOME	0- 0	1- 1	1- 0			
0- 7	0- 0	0- 1	AWAY	0- 2	0- 4	0- 2			
0- 0	0- 0	0- 0	NEUTRAL	0- 0	0- 0	0- 0			
4- 14	0- 0	0- 0	CONFERENCE	0- 2	4- 12	4- 10			
3- 6	0- 0	0- 0	HOME	0- 1	3- 5	3- 4			
1- 8	0- 0	0- 0	AWAY	0- 1	1- 7	1- 6			
0- 0	0- 0	0- 0	NEUTRAL	0- 0	0- 0	0- 0			

RPI 1-25				RPI 26-50				RPI 51-100				RPI 101+				Team's RPI: 328	
RPI	S	Opponent	Score	RPI	S	Opponent	Score	RPI	S	Opponent	Score	RPI	S	Opponent	Score		
29	H	Princeton	37 58	70	A	James Madison	45 68	123	A	Robert Morris	46 49						
47	A	Virginia Tech	32 99	82	A	Albany (NY)	44 89	123	H	Robert Morris	52 58						
				93	A	Saint Francis (PA)	55 86	181	H	New Hampshire	53 65						
				93	H	Saint Francis (PA)	76 79	189	A	Stony Brook	50 69						
								192	A	Temple	36 70						
								237	A	Lafayette	52 70						
								247	A	Sacred Heart	49 61						
								247	H	Sacred Heart	55 72						
								261	A	LIU Brooklyn	69 74						
								261	H	LIU Brooklyn	52 44						
								275	A	St. Francis Brooklyn	76 80						
								275	H	St. Francis Brooklyn	50 47						
								280	A	Fairleigh Dickinson	61 62						
								280	H	Fairleigh Dickinson	64 74						
								282	A	Towson	42 64						
								287	A	Central Conn. St.	56 59						
								287	H	Central Conn. St.	64 66						
								292	A	Mt. St. Mary's	56 79						
								292	H	Mt. St. Mary's	69 68						
								298	A	Bryant	75 66						
								298	H	Bryant	60 70						
								344	H	Longwood	60 43						
LAST 12 Division I GAMES:																	
93	A	Saint Francis (PA)	55 86	247	A	Sacred Heart	49 61										
123	A	Robert Morris	46 49	261	H	LIU Brooklyn	52 44										
292	H	Mt. St. Mary's	69 68	275	H	St. Francis Brooklyn	50 47										
298	H	Bryant	60 70	292	A	Mt. St. Mary's	56 79										
287	H	Central Conn. St.	64 66	93	H	Saint Francis (PA)	76 79										
280	A	Fairleigh Dickinson	61 62	123	H	Robert Morris	52 58										

Non-Div I Games: Staten Island 63 58

Wagner

Loss, Non-Conf, S Site, H Home A Away N Neutral

Average RPI		Win: 179	WON-LOST RECORD	WINNING PCT. RANK	LAST 10 GAMES	STRENGTH OF SCHEDULE	OPP. STRENGTH OF SCHEDULE	TEAM RPI	ADJ. RPI	CONF. RPI	ADJ. CONF. RPI
Loss: 56											
DIV. I ONLY			14- 17	206	4- 6	61	22	111	111	1	1
DIV. I NON-CONF.			8- 5	104	0- 0	227	125	135	135	1	1
TOTALS		RPI 1-25		RPI 26-50		W-L RECORDS		RPI 51-100		RPI 101-999	RPI 201+
14- 17	0- 7			2- 4		OVERALL		1- 3		11- 3	7- 1
6- 8	0- 4			2- 2		HOME		0- 0		4- 2	3- 0
7- 6	0- 3			0- 1		AWAY		1- 2		6- 0	4- 0
1- 3	0- 0			0- 1		NEUTRAL		0- 1		1- 1	0- 1
8- 5	0- 0			1- 2		NON-CONFERENCE		0- 1		7- 2	6- 1
5- 1	0- 0			1- 0		HOME		0- 0		4- 1	3- 0
3- 2	0- 0			0- 1		AWAY		0- 1		3- 0	3- 0
0- 2	0- 0			0- 1		NEUTRAL		0- 0		0- 1	0- 1
6- 12	0- 7			1- 2		CONFERENCE		1- 2		4- 1	1- 0
1- 7	0- 4			1- 2		HOME		0- 0		0- 1	0- 0
4- 4	0- 3			0- 0		AWAY		1- 1		3- 0	1- 0
1- 1	0- 0			0- 0		NEUTRAL		0- 1		1- 0	0- 0

RPI 1-25				RPI 26-50				RPI 51-100				RPI 101+			
RPI	S	Opponent	Score	RPI	S	Opponent	Score	RPI	S	Opponent	Score	RPI	S	Opponent	Score
1	H	Notre Dame	73 96	30	H	Vi rgi ni a	41 48	56	A	Mi ami (FL)	61 50	114	H	North Carolina	76 79
3	A	Louisville	52 89	35	H	El on	53 51	56	N	Mi ami (FL)	60 68	132	H	Seton Hall	57 67
9	H	Florida St.	79 81	36	N	Minnesota	81 93	65	A	Georgi a Tech	67 79	163	A	Cl emson	61 55
14	A	Duke	51 59	41	H	Syracuse	61 71	100	A	Penn St.	58 68	173	H	Char lotte	71 69
14	H	Duke	67 80	42	A	Rutgers	51 65					185	A	Pi ttsburgh	58 49
16	A	NC State	61 74	47	H	Vi rgi ni a Tech	73 56					185	N	Pi ttsburgh	72 38
16	H	NC State	68 82									204	A	Ri chmond	85 81
												209	A	Boston Col lege	67 59
												224	A	Xavi er	62 57
												232	H	Texas Southern	73 56
												255	N	Hofstra	66 69
												262	H	Appal achi an St.	78 49
												263	A	Col . of Charleston	77 40
												267	H	UMES	92 50
LAST 12 Di vi si on I GAMES:															
				56	N	Mi ami (FL)	60 68	41	H	Syracuse	61 71				
				185	N	Pi ttsburgh	72 38	14	A	Duke	51 59				
				30	H	Vi rgi ni a	41 48	209	A	Boston Col lege	67 59				
				163	A	Cl emson	61 55	3	A	Loui svi lle	52 89				
				16	A	NC State	61 74	16	H	NC State	68 82				
				47	H	Vi rgi ni a Tech	73 56	65	A	Georgi a Tech	67 79				

Non-Div I Games:

Wake Forest

Average RPI Win:	173	WON-LOST	WINNING	LAST 10	STRENGTH OF	OPP. STRENGTH	TEAM	ADJ.	CONF.	ADJ CONF.
Average RPI Loss:	71	RECORD	PCT. RANK	GAMES	SCHEDULE	OF SCHEDULE	RPI	RPI	RPI	RPI
DIV. I ONLY	7- 23	303	0- 10	35	45	196	196	5	5	
DIV. I NON-CONF.	6- 5	149	0- 0	51	98	94	94	3	3	

TOTALS	RPI 1-25	RPI 26-50	W-L RECORDS	RPI 51-100	RPI 101-999	RPI 201+				
7- 23	0- 7	1- 2	OVERALL	0- 5	6- 9	2- 1				
5- 9	0- 3	0- 1	HOME	0- 2	5- 3	2- 0				
1- 11	0- 3	0- 1	AWAY	0- 2	1- 5	0- 1				
1- 3	0- 1	1- 0	NEUTRAL	0- 1	0- 1	0- 0				
6- 5	0- 2	1- 0	NON-CONFERENCE	0- 0	5- 3	2- 0				
4- 1	0- 0	0- 0	HOME	0- 0	4- 1	2- 0				
1- 2	0- 1	0- 0	AWAY	0- 0	1- 1	0- 0				
1- 2	0- 1	1- 0	NEUTRAL	0- 0	0- 1	0- 0				
1- 18	0- 5	0- 2	CONFERENCE	0- 5	1- 6	0- 1				
1- 8	0- 3	0- 1	HOME	0- 2	1- 2	0- 0				
0- 9	0- 2	0- 1	AWAY	0- 2	0- 4	0- 1				
0- 1	0- 0	0- 0	NEUTRAL	0- 1	0- 0	0- 0				

RPI 1-25				RPI 26-50				RPI 51-100				RPI 101+ Team's RPI: 196			
RPI	S	Opponent	Score	RPI	S	Opponent	Score	RPI	S	Opponent	Score	RPI	S	Opponent	Score
6	A	Oregon	83 94	27	A	Oregon St.	63 75	51	A	Arizona St.	41 61	105	A	Boise St.	62 85
6	H	Oregon	63 76	27	H	Oregon St.	57 95	53	A	Cal i forn i a	60 69	109	A	Utah	46 81
7	A	Ohio St.	76 85	43	N	Creighton	67 64	53	H	Cal i forn i a	67 83	109	H	Utah	65 74
8	H	UCLA	69 86					53	N	Cal i forn i a	68 71	114	N	North Carolina	78 90
11	N	Texas	68 92					55	H	Southern Cal i forn i a	61 72	116	A	Washington St.	75 78
13	A	Stanford	45 71									116	H	Washington St.	56 49
13	H	Stanford	79 86									133	A	Idaho	81 69
												139	A	Col orado	56 76
												139	H	Col orado	61 66
												143	H	Idaho St.	59 79
												159	H	BYU	80 72
												190	H	Seattle U	84 76
												251	H	Grand Canyon	79 65
												271	A	Ari zona	70 72
												318	H	Portl and	93 67

LAST 12 Division I GAMES:															
53	N	Cal i forn i a	68 71	6	H	Oregon	63 76	271	A	Ari zona	70 72				
53	H	Cal i forn i a	67 83	51	A	Ari zona St.	41 61	55	H	Southern Cal i forn i a	61 72				
13	H	Stanford	79 86	8	H	UCLA	69 86	116	H	Washi ngton St.	56 49				
109	A	Utah	46 81												
139	A	Col orado	56 76												
27	H	Oregon St.	57 95												

Non-Div I Games:

Washington

Average RPI Win:	134	WON-LOST	WINNING	LAST 10	STRENGTH OF	OPP. STRENGTH	TEAM	ADJ.	CONF.	ADJ CONF.
Average RPI Loss:	60	RECORD	PCT. RANK	GAMES	SCHEDULE	OF SCHEDULE	RPI	RPI	RPI	RPI
DIV. I ONLY	10- 20	255	1- 9	19	49	116	116	5	5	
DIV. I NON-CONF.	7- 5	122	0- 0	8	59	37	37	3	3	

TOTALS	RPI 1-25	RPI 26-50	W-L RECORDS	RPI 51-100	RPI 101-999	RPI 201+				
10- 20	0- 5	1- 3	OVERALL	1- 8	8- 4	1- 0				
4- 8	0- 2	0- 2	HOME	0- 3	4- 1	0- 0				
4- 10	0- 2	0- 1	AWAY	1- 4	3- 3	1- 0				
2- 2	0- 1	1- 0	NEUTRAL	0- 1	1- 0	0- 0				
7- 5	0- 1	1- 1	NON-CONFERENCE	1- 3	5- 0	0- 0				
2- 2	0- 0	0- 1	HOME	0- 1	2- 0	0- 0				
3- 2	0- 0	0- 0	AWAY	1- 2	2- 0	0- 0				
2- 1	0- 1	1- 0	NEUTRAL	0- 0	1- 0	0- 0				
3- 15	0- 4	0- 2	CONFERENCE	0- 5	3- 4	1- 0				
2- 6	0- 2	0- 1	HOME	0- 2	2- 1	0- 0				
1- 8	0- 2	0- 1	AWAY	0- 2	1- 3	1- 0				
0- 1	0- 0	0- 0	NEUTRAL	0- 1	0- 0	0- 0				

RPI	S	Opponent	Score
6	A	Oregon	56 89
6	H	Oregon	79 90
8	H	UCLA	71 79
13	A	Stanford	57 70
19	N	South Fla.	45 82

RPI	S	Opponent	Score
27	A	Oregon St.	53 71
27	H	Oregon St.	61 63
37	H	Gonzaga	56 64
42	N	Rutgers	63 60

RPI	S	Opponent	Score
51	A	Arizona St.	51 77
53	A	California	60 66
53	H	California	54 67
55	H	Southern California	72 73
55	N	Southern California	44 47
66	A	UC Davis	76 91
68	A	Nebraska	73 61
79	A	Saint Mary's (CA)	75 81
88	H	Kentucky	68 73

RPI	S	Opponent	Score
105	A	Boise St.	61 53
109	A	Utah	50 54
109	H	Utah	79 81
115	N	ETSU	80 76
127	H	Saint Louis	85 63
136	A	San Francisco	74 70
139	A	Colorado	69 72
139	H	Colorado	89 75
143	H	Idaho St.	72 55
196	A	Washington	49 56
196	H	Washington	78 75
271	A	Arizona	78 60

LAST 12 Division I GAMES:

55	N	Southern California	44 47	51	A	Arizona St.	51 77
53	H	California	54 67	271	A	Arizona	78 60
139	A	Colorado	69 72	8	H	UCLA	71 79
109	A	Utah	50 54	55	H	Southern California	72 73
6	H	Oregon	79 90	196	A	Washington	49 56
27	H	Oregon St.	61 63	196	H	Washington	78 75

Non-Div I Games:

Washington St.

Average RPI Win:	237	WON-LOST	WINNING	LAST 10	STRENGTH OF	OPP. STRENGTH	TEAM	ADJ.	CONF.	ADJ CONF.
Average RPI Loss:	134	RECORD	PCT. RANK	GAMES	SCHEDULE	OF SCHEDULE	RPI	RPI	RPI	RPI
DIV. I ONLY	19- 11	90	5- 5	273	198	138	138	19	19	
DIV. I NON-CONF.	7- 4	97	1- 1	266	239	137	137	13	13	

TOTALS	RPI 1-25	RPI 26-50	W-L RECORDS	RPI 51-100	RPI 101-999	RPI 201+				
19- 11	0- 1	1- 1	OVERALL	0- 0	18- 9	14- 2				
12- 2	0- 0	1- 0	HOME	0- 0	11- 2	10- 0				
7- 8	0- 1	0- 1	AWAY	0- 0	7- 6	4- 2				
0- 1	0- 0	0- 0	NEUTRAL	0- 0	0- 1	0- 0				
7- 4	0- 1	0- 0	NON-CONFERENCE	0- 0	7- 3	6- 0				
4- 1	0- 0	0- 0	HOME	0- 0	4- 1	4- 0				
3- 3	0- 1	0- 0	AWAY	0- 0	3- 2	2- 0				
0- 0	0- 0	0- 0	NEUTRAL	0- 0	0- 0	0- 0				
12- 7	0- 0	1- 1	CONFERENCE	0- 0	11- 6	8- 2				
8- 1	0- 0	1- 0	HOME	0- 0	7- 1	6- 0				
4- 5	0- 0	0- 1	AWAY	0- 0	4- 4	2- 2				
0- 1	0- 0	0- 0	NEUTRAL	0- 0	0- 1	0- 0				

RPI 1-25				RPI 26-50				RPI 51-100				RPI 101+				Team's RPI: 138
RPI	S	Opponent	Score	RPI	S	Opponent	Score	RPI	S	Opponent	Score	RPI	S	Opponent	Score	
6	A	Oregon	87 114	38	A	Northern Colo.	69 71					109	H	Utah	58 85	
				38	H	Northern Colo.	82 73					118	A	Central Ark.	67 82	
												130	A	Portland St.	64 77	
												130	H	Portland St.	60 62	
												133	A	Idaho	105 88	
												143	A	Idaho St.	76 70	
												143	H	Idaho St.	84 73	
												143	N	Idaho St.	109 113	
												144	A	Fresno St.	78 81	
												147	A	Eastern Wash.	68 77	
												170	A	CSUN	64 61	
												205	A	North Dakota	67 80	
												205	H	North Dakota	80 69	
												216	H	Montana St.	85 69	
												232	A	Texas Southern	66 56	
												234	H	Montana	89 73	
												236	H	Pepperdine	71 61	
												273	A	Sacramento St.	78 56	
												273	H	Sacramento St.	86 73	
												288	H	Air Force	62 52	
												305	A	Northern Ariz.	75 76	
												305	H	Northern Ariz.	77 63	
												314	H	Incarnate Word	79 55	
												318	A	Portland	91 70	
												324	H	Utah Valley	75 57	
												329	A	Southern Utah	77 64	
												329	H	Southern Utah	65 50	

LAST 12 Division I GAMES:																
118	A	Central Ark.	67 82	147	A	Eastern Wash.	68 77	273	H	Sacramento St.	86 73	329	A	Southern Utah	77 64	
232	A	Texas Southern	66 56	273	H	Sacramento St.	86 73	130	H	Portland St.	60 62	329	H	Southern Utah	65 50	
143	N	Idaho St.	109 113	38	A	Northern Colo.	69 71	205	A	North Dakota	67 80					
216	H	Montana St.	85 69	305	H	Northern Ariz.	77 63									
234	H	Montana	89 73													
133	A	Idaho	105 88													

Non-Div I Games: Westminster (UT) 64 58 Antelope Valley 80 70

Weber St.

Average RPI Win:	151	WON-LOST	WINNING	LAST 10	STRENGTH OF	OPP. STRENGTH	TEAM	ADJ.	CONF.	ADJ CONF.
Average RPI Loss:	33	RECORD	PCT. RANK	GAMES	SCHEDULE	OF SCHEDULE	RPI	RPI	RPI	RPI
DIV. I ONLY	25- 12	75	6- 4	52	51	60	60	4	4	
DIV. I NON-CONF.	16- 1	4	4- 1	111	106	21	21	5	5	

TOTALS	RPI 1-25	RPI 26-50	W-L RECORDS	RPI 51-100	RPI 101-999	RPI 201+				
25- 12	1- 5	3- 6	OVERALL	5- 1	16- 0	7- 0				
14- 7	0- 2	0- 4	HOME	3- 1	11- 0	6- 0				
6- 4	1- 2	1- 2	AWAY	1- 0	3- 0	1- 0				
5- 1	0- 1	2- 0	NEUTRAL	1- 0	2- 0	0- 0				
16- 1	1- 0	1- 1	NON-CONFERENCE	4- 0	10- 0	5- 0				
11- 1	0- 0	0- 1	HOME	3- 0	8- 0	5- 0				
1- 0	1- 0	0- 0	AWAY	0- 0	0- 0	0- 0				
4- 0	0- 0	1- 0	NEUTRAL	1- 0	2- 0	0- 0				
9- 11	0- 5	2- 5	CONFERENCE	1- 1	6- 0	2- 0				
3- 6	0- 2	0- 3	HOME	0- 1	3- 0	1- 0				
5- 4	0- 2	1- 2	AWAY	1- 0	3- 0	1- 0				
1- 1	0- 1	1- 0	NEUTRAL	0- 0	0- 0	0- 0				

RPI 1-25				RPI 26-50				RPI 51-100 Team's RPI: 60				RPI 101+			
RPI	S	Opponent	Score	RPI	S	Opponent	Score	RPI	S	Opponent	Score	RPI	S	Opponent	Score
5	A	Bayl or	54 80	39	A	Okl ahoma	57 76	59	N	Drexel	75 42	107	A	Iowa St.	69 59
5	H	Bayl or	72 83	39	H	Okl ahoma	77 79	70	H	James Madi son	67 55	107	H	Iowa St.	57 49
11	A	Texas	58 79	46	A	Okl ahoma St.	73 79	71	H	St. John's (NY)	76 62	124	N	Radford	75 55
11	H	Texas	55 73	46	H	Okl ahoma St.	69 79	87	A	Kansas St.	75 66	125	N	Butler	75 68
11	N	Texas	55 68	46	N	Okl ahoma St.	69 60	87	H	Kansas St.	52 60	131	H	Saint Joseph's	79 51
17	A	Texas A&M	70 56	47	H	Virgini a Tech	61 64	94	H	Bucknel l	83 50	182	A	Kansas	74 54
				47	N	Virgini a Tech	79 61					182	H	Kansas	76 46
				49	A	TCU	87 82					185	H	Pittsburgh	73 52
				49	H	TCU	74 76					193	H	Morehead St.	66 56
LAST 12 Division I GAMES:															
47	H	Virgini a Tech	61 64	46	N	Okl ahoma St.	69 60	5	A	Bayl or	54 80	272	H	Morgan St.	84 41
71	H	St. John's (NY)	76 62	5	A	Bayl or	54 80	46	H	Okl ahoma St.	69 79	273	H	Sacramento St.	101 47
70	H	James Madi son	67 55	46	H	Okl ahoma St.	69 79	87	A	Kansas St.	75 66	287	H	Central Conn. St.	102 52
131	H	Saint Joseph's	79 51	87	A	Kansas St.	75 66	39	H	Okl ahoma	77 79	322	H	Coppin St.	101 43
94	H	Bucknel l	83 50	39	H	Okl ahoma	77 79	182	H	Kansas	76 46				
11	N	Texas	55 68	182	H	Kansas	76 46								

Non-Div I Games:

West Virginia

Western Conf.				Through Games of April 17, 2018								
Average RPI		Win: 212	Loss: 169	WON-LOST RECORD	WINNING PCT. RANK	LAST 10 GAMES	STRENGTH OF SCHEDULE	OPP. STRENGTH OF SCHEDULE	TEAM RPI	ADJ. RPI	CONF. RPI	ADJ. CONF. RPI
DIV. I ONLY				3- 25	334	1- 8	114	244	306	306	17	17
DIV. I NON-CONF.				2- 11	304	0- 0	155	334	302	302	15	15
TOTALS		RPI 1-25		RPI 26-50		W-L RECORDS	RPI 51-100		RPI 101-999		RPI 201+	
3- 25		0- 2		0- 0		OVERALL	0- 3		3- 20		2- 8	
2- 10		0- 0		0- 0		HOME	0- 1		2- 9		1- 4	
1- 14		0- 2		0- 0		AWAY	0- 1		1- 11		1- 4	
0- 1		0- 0		0- 0		NEUTRAL	0- 1		0- 0		0- 0	
2- 11		0- 2		0- 0		NON-CONFERENCE	0- 0		2- 9		1- 5	
2- 3		0- 0		0- 0		HOME	0- 0		2- 3		1- 2	
0- 8		0- 2		0- 0		AWAY	0- 0		0- 6		0- 3	
0- 0		0- 0		0- 0		NEUTRAL	0- 0		0- 0		0- 0	
1- 14		0- 0		0- 0		CONFERENCE	0- 3		1- 11		1- 3	
0- 7		0- 0		0- 0		HOME	0- 1		0- 6		0- 2	
1- 6		0- 0		0- 0		AWAY	0- 1		1- 5		1- 1	
0- 1		0- 0		0- 0		NEUTRAL	0- 1		0- 0		0- 0	

RPI 1-25				RPI 26-50				RPI 51-100				RPI 101+				Team's RPI: 306	
RPI	S	Opponent	Score	RPI	S	Opponent	Score	RPI	S	Opponent	Score	RPI	S	Opponent	Score		
10	A	South Carolina	43 101					54	A	Mercer	50 72	110	A	Chattanooga	32 47		
25	A	Georgia	50 76					54	H	Mercer	46 53	110	H	Chattanooga	41 58		
								54	N	Mercer	44 75	115	A	ETSU	50 66		
												115	H	ETSU	46 76		
												124	H	Radford	39 27		
												145	A	N. C. A&T	59 68		
												158	A	UT Martin	54 62		
												164	A	Samford	54 62		
												164	H	Samford	32 50		
												183	A	Furman	46 66		
												183	H	Furman	59 68		
												187	A	High Point	69 75		
												188	H	Davidson	57 70		
												210	H	UNC Asheville	62 52		
												223	A	UNCG	54 57		
												223	H	UNCG	67 88		
												226	A	Gardner-Webb	67 70		
												257	A	Campbell	51 58		
												302	A	Wofford	68 62		
												302	H	Wofford	48 54		
												315	H	Eastern Ky.	59 62		
												316	A	South Carolina St.	45 75		
												335	H	Florida A&M	63 80		
LAST 12 Division I GAMES:																	
				54	N	Mercer	44 75	115	H	ETSU	46 76						
				223	A	UNCG	54 57	110	H	Chattanooga	41 58						
				164	H	Samford	32 50	223	H	UNCG	67 88						
				54	H	Mercer	46 53	54	A	Mercer	50 72						
				183	A	Furman	46 66	164	A	Samford	54 62						
				302	A	Wofford	68 62	302	H	Wofford	48 54						

Non-Div I Games:	Warren Wilson	114	54	Brevard	79	34
------------------	---------------	-----	----	---------	----	----

Western Caro.

■ Loss, ■ Non-Conf, S Site, H Home A Away N Neutral

Average RPI Win:	237	WON-LOST	WINNING	LAST 10	STRENGTH OF	OPP. STRENGTH	TEAM	ADJ.	CONF.	ADJ CONF.
Average RPI Loss:	91	RECORD	PCT. RANK	GAMES	SCHEDULE	OF SCHEDULE	RPI	RPI	RPI	RPI
DIV. I ONLY	19- 10	83	5- 4	207	174	104	104	12	12	
DIV. I NON-CONF.	8- 5	104	0- 1	286	233	133	133	16	16	

TOTALS	RPI 1-25	RPI 26-50	W-L RECORDS	RPI 51-100	RPI 101-999	RPI 201+				
19- 10	1- 0	0- 4	OVERALL	0- 2	18- 4	13- 1				
8- 3	0- 0	0- 1	HOME	0- 1	8- 1	6- 0				
10- 6	1- 0	0- 2	AWAY	0- 1	9- 3	6- 1				
1- 1	0- 0	0- 1	NEUTRAL	0- 0	1- 0	1- 0				
8- 5	1- 0	0- 1	NON-CONFERENCE	0- 0	7- 4	6- 1				
3- 1	0- 0	0- 0	HOME	0- 0	3- 1	3- 0				
5- 4	1- 0	0- 1	AWAY	0- 0	4- 3	3- 1				
0- 0	0- 0	0- 0	NEUTRAL	0- 0	0- 0	0- 0				
11- 5	0- 0	0- 3	CONFERENCE	0- 2	11- 0	7- 0				
5- 2	0- 0	0- 1	HOME	0- 1	5- 0	3- 0				
5- 2	0- 0	0- 1	AWAY	0- 1	5- 0	3- 0				
1- 1	0- 0	0- 1	NEUTRAL	0- 0	1- 0	1- 0				

RPI 1-25				RPI 26-50				RPI 51-100				RPI 101+				Team's RPI: 104
RPI	S	Opponent	Score	RPI	S	Opponent	Score	RPI	S	Opponent	Score	RPI	S	Opponent	Score	
13	A	Stanford	71 64	32	A	South Dakota St.	48 84	63	A	South Dakota	81 92	108	A	Colorado St.	64 67	
				32	H	South Dakota St.	42 70	63	H	South Dakota	58 82	122	H	Milwaukee	67 77	
				32	N	South Dakota St.	51 80					148	A	Northern Ill.	94 96	
				37	A	Gonzaga	65 80					150	A	Wichita St.	78 65	
												174	A	Oral Roberts	85 63	
												174	H	Oral Roberts	56 49	
												184	A	Denver	77 61	
												184	H	Denver	118 93	
												228	H	Southeast Mo. St.	87 59	
												233	A	Illinois	77 67	
												239	A	Omaha	90 51	
												239	H	Omaha	103 68	
												239	N	Omaha	97 57	
												250	A	Austin Peay	81 68	
												270	A	Bradley	80 87	
												283	H	UMKC	90 71	
												286	A	North Dakota St.	77 60	
												286	H	North Dakota St.	97 72	
												326	A	Fort Wayne	100 64	
												326	H	Fort Wayne	91 44	
												346	A	Chicago St.	83 45	
												346	H	Chicago St.	71 54	

LAST 12 Division I GAMES:																
108	A	Colorado St.	64 67	239	H	Omaha	103 68									
32	N	South Dakota St.	51 80	174	A	Oral Roberts	85 63									
239	N	Omaha	97 57	63	A	South Dakota	81 92									
184	A	Denver	77 61	286	H	North Dakota St.	97 72									
286	A	North Dakota St.	77 60	184	H	Denver	118 93									
32	H	South Dakota St.	42 70	32	A	South Dakota St.	48 84									

Non-Div I Games: Illinois Col. 122 40 William Woods 96 57 Eureka 98 46

Western Ill.

Average RPI Win:	205	WON-LOST	WINNING	LAST 10	STRENGTH OF	OPP. STRENGTH	TEAM	ADJ.	CONF.	ADJ CONF.
Average RPI Loss:	79	RECORD	PCT. RANK	GAMES	SCHEDULE	OF SCHEDULE	RPI	RPI	RPI	RPI
DIV. I ONLY	23- 9	50	6- 4	104	140	58	58	18	18	
DIV. I NON-CONF.	8- 5	104	0- 1	54	52	58	58	20	20	

TOTALS	RPI 1-25	RPI 26-50	W-L RECORDS	RPI 51-100	RPI 101-999	RPI 201+				
23- 9	1- 2	0- 2	OVERALL	3- 3	19- 2	12- 1				
10- 1	0- 1	0- 0	HOME	0- 0	10- 0	8- 0				
6- 7	0- 1	0- 1	AWAY	0- 3	6- 2	2- 1				
7- 1	1- 0	0- 1	NEUTRAL	3- 0	3- 0	2- 0				
8- 5	1- 2	0- 2	NON-CONFERENCE	2- 1	5- 0	4- 0				
2- 1	0- 1	0- 0	HOME	0- 0	2- 0	2- 0				
2- 3	0- 1	0- 1	AWAY	0- 1	2- 0	1- 0				
4- 1	1- 0	0- 1	NEUTRAL	2- 0	1- 0	1- 0				
15- 4	0- 0	0- 0	CONFERENCE	1- 2	14- 2	8- 1				
8- 0	0- 0	0- 0	HOME	0- 0	8- 0	6- 0				
4- 4	0- 0	0- 0	AWAY	0- 2	4- 2	1- 1				
3- 0	0- 0	0- 0	NEUTRAL	1- 0	2- 0	1- 0				

RPI 1-25				RPI 26-50				RPI 51-100 Team's RPI: 58				RPI 101+			
RPI	S	Opponent	Score	RPI	S	Opponent	Score	RPI	S	Opponent	Score	RPI	S	Opponent	Score
1	H	Notre Dame	65 78	27	N	Oregon St.	58 82	54	N	Mercer	67 62	113	A	Middle Tenn.	76 60
23	N	Missouri	79 76	40	A	Indiana	71 73	57	A	Ball St.	81 93	113	H	Middle Tenn.	57 43
24	A	Iowa	97 104					74	A	UAB	61 79	141	A	Louisiana Tech	74 64
								74	N	UAB	72 57	171	A	Southern Ill.	75 49
								84	N	Tolledo	70 56	173	H	Charlotte	83 61
								99	A	Rice	58 73	176	A	UTEP	75 80
												201	A	North Texas	79 65
												201	N	North Texas	77 61
												208	N	Stetson	66 58
												217	A	Southern Miss.	63 69
												217	H	Southern Miss.	81 60
												241	H	Fla. Atlantic	82 63
												258	H	UTSA	73 38
												258	N	UTSA	78 50
												279	H	Old Dominion	62 48
												299	H	FIU	101 47
												304	A	Georgia St.	74 63
												311	A	Marshall	86 66
												311	H	Marshall	77 50
												341	H	Mississippi Val.	87 48
												349	H	Evansville	92 54

LAST 12 Division I GAMES:															
				27	N	Oregon St.	58 82	173	H	Charlotte	83 61				
				74	N	UAB	72 57	311	H	Marshall	77 50				
				201	N	North Texas	77 61	113	A	Middle Tenn.	76 60				
				258	N	UTSA	78 50	99	A	Rice	58 73				
				176	A	UTEP	75 80	279	H	Old Dominion	62 48				
				217	A	Southern Miss.	63 69	241	H	Fla. Atlantic	82 63				

Non-Div I Games: Lee 88 64

Western Ky.

Average RPI Win:	190	WON-LOST	WINNING	LAST 10	STRENGTH OF	OPP. STRENGTH	TEAM	ADJ.	CONF.	ADJ CONF.
Average RPI Loss:	64	RECORD	PCT. RANK	GAMES	SCHEDULE	OF SCHEDULE	RPI	RPI	RPI	RPI
DIV. I ONLY	15- 15	174	5- 5	73	84	101	101	8	8	
DIV. I NON-CONF.	4- 5	197	0- 0	152	71	125	125	8	8	

TOTALS	RPI 1-25	RPI 26-50	W-L RECORDS	RPI 51-100	RPI 101-999	RPI 201+				
15- 15	0- 5	0- 1	OVERALL	2- 7	13- 2	8- 0				
7- 4	0- 1	0- 0	HOME	1- 2	6- 1	4- 0				
6- 8	0- 3	0- 0	AWAY	0- 4	6- 1	4- 0				
2- 3	0- 1	0- 1	NEUTRAL	1- 1	1- 0	0- 0				
4- 5	0- 1	0- 1	NON-CONFERENCE	0- 3	4- 0	3- 0				
1- 0	0- 0	0- 0	HOME	0- 0	1- 0	1- 0				
2- 3	0- 1	0- 0	AWAY	0- 2	2- 0	2- 0				
1- 2	0- 0	0- 1	NEUTRAL	0- 1	1- 0	0- 0				
11- 10	0- 4	0- 0	CONFERENCE	2- 4	9- 2	5- 0				
6- 4	0- 1	0- 0	HOME	1- 2	5- 1	3- 0				
4- 5	0- 2	0- 0	AWAY	0- 2	4- 1	2- 0				
1- 1	0- 1	0- 0	NEUTRAL	1- 0	0- 0	0- 0				

RPI	S	Opponent	Score
15	A	Central Mich.	70 74
15	H	Central Mich.	62 78
20	A	Buffalo	49 71
20	N	Buffalo	53 85
24	A	Iowa	56 79

RPI	S	Opponent	Score
42	N	Rutgers	64 75

RPI	S	Opponent	Score
57	A	Ball St.	58 85
57	H	Ball St.	71 81
57	N	Ball St.	65 54
64	A	Michigan St.	62 65
71	N	St. John's (NY)	48 76
83	H	Miami (OH)	81 70
84	A	Toledo	68 69
84	H	Toledo	73 78
89	A	New Mexico	76 88

RPI	S	Opponent	Score
115	N	ETSU	87 79
120	H	Ohio	54 69
148	A	Northern Ill.	85 66
148	H	Northern Ill.	88 83
149	A	Kent St.	66 61
200	A	Eastern Mich.	67 69
200	H	Eastern Mich.	74 66
213	A	Bowling Green	81 67
213	H	Bowling Green	85 71
213	H	Bowling Green	67 58
221	A	New Mexico St.	64 55
229	A	Akron	59 51
229	H	Akron	76 60
309	A	Loyola Chicago	65 47
327	H	Detroit Mercy	74 62

LAST 12 Division I GAMES:

20	N	Buffalo	53 85	57	A	Ball St.	58 85
57	N	Ball St.	65 54	84	A	Toledo	68 69
213	H	Bowling Green	85 71	57	H	Ball St.	71 81
148	A	Northern Ill.	85 66	213	A	Bowling Green	81 67
200	H	Eastern Mich.	74 66	229	H	Akron	76 60
15	H	Central Mich.	62 78	84	H	Toledo	73 78

Non-Div I Games: Goshen 87 36 Kentucky St. 85 50 Olivet 86 37

Western Mich.

Average RPI Win:	194	WON-LOST	WINNING	LAST 10	STRENGTH OF	OPP. STRENGTH	TEAM	ADJ.	CONF.	ADJ CONF.
Average RPI Loss:	96	RECORD	PCT. RANK	GAMES	SCHEDULE	OF SCHEDULE	RPI	RPI	RPI	RPI
DIV. I ONLY	14- 17	206	5- 5	111	86	150	150	7	7	
DIV. I NON-CONF.	5- 9	236	0- 0	99	121	202	202	7	7	

TOTALS	RPI 1-25	RPI 26-50	W-L RECORDS	RPI 51-100	RPI 101-999	RPI 201+				
14- 17	1- 2	0- 4	OVERALL	1- 5	12- 6	6- 2				
9- 5	1- 0	0- 0	HOME	1- 2	7- 3	4- 1				
4- 10	0- 2	0- 4	AWAY	0- 3	4- 1	2- 0				
1- 2	0- 0	0- 0	NEUTRAL	0- 0	1- 2	0- 1				
5- 9	0- 1	0- 3	NON-CONFERENCE	1- 3	4- 2	3- 1				
4- 2	0- 0	0- 0	HOME	1- 1	3- 1	3- 0				
0- 6	0- 1	0- 3	AWAY	0- 2	0- 0	0- 0				
1- 1	0- 0	0- 0	NEUTRAL	0- 0	1- 1	0- 1				
9- 8	1- 1	0- 1	CONFERENCE	0- 2	8- 4	3- 1				
5- 3	1- 0	0- 0	HOME	0- 1	4- 2	1- 1				
4- 4	0- 1	0- 1	AWAY	0- 1	4- 1	2- 0				
0- 1	0- 0	0- 0	NEUTRAL	0- 0	0- 1	0- 0				

RPI 1-25				RPI 26-50				RPI 51-100				RPI 101+ Team's RPI: 150			
RPI	S	Opponent	Score	RPI	S	Opponent	Score	RPI	S	Opponent	Score	RPI	S	Opponent	Score
2	A	UConn	43 124	32	A	South Dakota St.	64 96	63	H	South Dakota	48 62	104	H	Western Ill.	65 78
12	A	Tennessee	56 68	43	A	Creighton	61 66	80	A	Houston	55 73	117	H	Cincinnati	69 75
19	H	South Fla.	64 56	46	A	Oklahoma St.	67 91	80	H	Houston	62 73	129	A	Tulane	64 56
				50	A	UCF	53 59	89	A	New Mexico	62 76	129	H	Tulane	81 70
								97	A	Missouri St.	71 94	192	H	Temple	88 81
								97	H	Missouri St.	72 58	192	N	Temple	59 72
												196	A	Memphis	77 64
												196	H	Memphis	69 61
												198	A	East Carolina	67 77
												199	N	UC Irvine	76 53
												202	A	Tulsa	70 59
												202	H	Tulsa	62 67
												215	A	SMU	52 45
												215	H	SMU	66 43
												233	N	Illinois	67 68
												283	H	UMKC	72 63
												293	H	Alcorn	87 46
												346	H	Chicago St.	66 63

LAST 12 Division I GAMES:															
192	N	Temple	59 72	117	H	Cincinnati	69 75								
202	A	Tulsa	70 59	80	H	Houston	62 73								
129	H	Tulane	81 70	198	A	East Carolina	67 77								
215	A	SMU	52 45	196	A	Memphis	77 64								
192	H	Temple	88 81	19	H	South Fla.	64 56								
2	A	UConn	43 124	215	H	SMU	66 43								

Non-Div I Games:

Wichita St.

Average RPI Win:	222	WON-LOST	WINNING	LAST 10	STRENGTH OF	OPP. STRENGTH	TEAM	ADJ.	CONF.	ADJ CONF.
Average RPI Loss:	129	RECORD	PCT. RANK	GAMES	SCHEDULE	OF SCHEDULE	RPI	RPI	RPI	RPI
DIV. I ONLY	16- 14	149	2- 8	170	175	157	157	10	10	
DIV. I NON-CONF.	9- 2	23	0- 0	254	292	87	87	11	11	

TOTALS	RPI 1-25	RPI 26-50	W-L RECORDS	RPI 51-100	RPI 101-999	RPI 201+				
16- 14	0- 0	1- 2	OVERALL	1- 5	14- 7	11- 4				
9- 6	0- 0	1- 0	HOME	0- 2	8- 4	6- 3				
7- 7	0- 0	0- 1	AWAY	1- 3	6- 3	5- 1				
0- 1	0- 0	0- 1	NEUTRAL	0- 0	0- 0	0- 0				
9- 2	0- 0	0- 0	NON-CONFERENCE	1- 1	8- 1	6- 1				
5- 1	0- 0	0- 0	HOME	0- 0	5- 1	4- 1				
4- 1	0- 0	0- 0	AWAY	1- 1	3- 0	2- 0				
0- 0	0- 0	0- 0	NEUTRAL	0- 0	0- 0	0- 0				
7- 12	0- 0	1- 2	CONFERENCE	0- 4	6- 6	5- 3				
4- 5	0- 0	1- 0	HOME	0- 2	3- 3	2- 2				
3- 6	0- 0	0- 1	AWAY	0- 2	3- 3	3- 1				
0- 1	0- 0	0- 1	NEUTRAL	0- 0	0- 0	0- 0				

RPI 1-25				RPI 26-50				RPI 51-100				RPI 101+				Team's RPI: 157	
RPI	S	Opponent	Score	RPI	S	Opponent	Score	RPI	S	Opponent	Score	RPI	S	Opponent	Score		
				35	A	El on	61 82	59	A	Drexel	34 54	119	A	Del aware	59 68		
				35	H	El on	81 75	59	H	Drexel	58 65	119	H	Del aware	52 61		
				35	N	El on	50 67	70	A	James Madi son	64 70	155	A	Northeastern	46 64		
								70	H	James Madi son	41 86	155	H	Northeastern	71 53		
								71	A	St. John' s (NY)	81 92	188	H	Davi dson	73 55		
								93	A	Saint Francis (PA)	92 86	198	A	East Carol ina	71 65		
												204	A	Ri chmond	78 64		
												219	H	Norfol k St.	74 80		
												238	H	Loyol a Maryl and	70 49		
												252	A	UNCW	66 53		
												252	H	UNCW	49 64		
												255	A	Hofstra	54 65		
												255	H	Hofstra	63 53		
												263	A	Col . of Charl eston	68 54		
												263	H	Col . of Charl eston	79 66		
												268	A	Howard	83 71		
												274	H	Fai rfi eld	57 47		
												279	H	Ol d Domi ni on	75 58		
												282	A	Towson	75 63		
												282	H	Towson	66 67		
												303	H	USC Upstate	83 63		
LAST 12 Division I GAMES:																	
				35	N	El on	50 67	155	H	Northeastern	71 53						
				70	A	James Madi son	64 70	119	A	Del aware	59 68						
				35	A	El on	61 82	282	A	Towson	75 63						
				119	H	Del aware	52 61	70	H	James Madi son	41 86						
				59	A	Drexel	34 54	255	H	Hofstra	63 53						
				252	H	UNCW	49 64	263	H	Col . of Charl eston	79 66						

Non-Div I Games:

William & Mary

Average RPI Win: 332	WON-LOST RECORD	WINNING PCT. RANK	LAST 10 GAMES	STRENGTH OF SCHEDULE	OPP. STRENGTH OF SCHEDULE	TEAM RPI	ADJ. RPI	CONF. RPI	ADJ CONF. RPI
Average RPI Loss: 197									
DIV. I ONLY	2- 27	344	1- 9	233	318	343	343	27	27
DIV. I NON-CONF.	0- 10	337	0- 0	196	237	336	336	28	28

TOTALS	RPI 1-25	RPI 26-50	W-L RECORDS	RPI 51-100	RPI 101-999	RPI 201+			
2- 27	0- 1	0- 1	OVERALL	0- 4	2- 21	2- 16			
2- 11	0- 0	0- 0	HOME	0- 2	2- 9	2- 6			
0- 15	0- 1	0- 1	AWAY	0- 2	0- 11	0- 9			
0- 1	0- 0	0- 0	NEUTRAL	0- 0	0- 1	0- 1			
0- 10	0- 1	0- 1	NON-CONFERENCE	0- 2	0- 6	0- 5			
0- 4	0- 0	0- 0	HOME	0- 1	0- 3	0- 2			
0- 6	0- 1	0- 1	AWAY	0- 1	0- 3	0- 3			
0- 0	0- 0	0- 0	NEUTRAL	0- 0	0- 0	0- 0			
2- 17	0- 0	0- 0	CONFERENCE	0- 2	2- 15	2- 11			
2- 7	0- 0	0- 0	HOME	0- 1	2- 6	2- 4			
0- 9	0- 0	0- 0	AWAY	0- 1	0- 8	0- 6			
0- 1	0- 0	0- 0	NEUTRAL	0- 0	0- 1	0- 1			

RPI S Opponent Score	RPI S Opponent Score	RPI S Opponent Score	RPI S Opponent Score
14 A Duke 30 101	35 A El on 37 98	54 A Mercer 45 93	115 H ETSU 63 74
		72 H Duquesne 54 81	124 A Radford 52 78
		81 A Li berty 37 63	124 H Radford 30 70
		81 H Li berty 53 73	187 A Hi gh Point 40 77
			187 H Hi gh Point 58 79
			210 A UNC Asheville 51 63
			210 H UNC Asheville 48 70
			226 A Gardner-Webb 55 68
			226 H Gardner-Webb 59 66
			226 N Gardner-Webb 57 68
			229 A Akron 43 69
			248 A Presbyteri an 45 78
			248 H Presbyteri an 58 64
			257 A Campbel l 45 57
			257 H Campbel l 48 72
			302 H Wofford 68 73
			311 A Marshal l 40 70
			313 A Tennessee Tech 41 70
			316 H South Carolina St. 37 65
			319 A Charleston So. 45 81
			319 H Charleston So. 62 56
			344 A Longwood 60 90
			344 H Longwood 69 60
LAST 12 Division I GAMES:			
226 N Gardner-Webb 57 68	187 A Hi gh Point 40 77		
344 A Longwood 60 90	226 A Gardner-Webb 55 68		
319 H Charleston So. 62 56	248 H Presbyteri an 58 64		
257 A Campbel l 45 57	210 A UNC Asheville 51 63		
81 H Li berty 53 73	344 H Longwood 69 60		
124 H Radford 30 70	226 H Gardner-Webb 59 66		

Non-Div I Games: N. C. Wesleyan 94 50

Winthrop

Average RPI	Win:	222	WON-LOST	WINNING	LAST 10	STRENGTH OF	OPP. STRENGTH	TEAM	ADJ.	CONF.	ADJ CONF.
Average RPI	Loss:	62	RECORD	PCT. RANK	GAMES	SCHEDULE	OF SCHEDULE	RPI	RPI	RPI	RPI
DIV. I ONLY		9- 21		272	2- 8	80	58	206	206	3	3
DIV. I NON-CONF.		7- 6		162	0- 0	203	102	174	174	4	4

TOTALS	RPI 1-25		RPI 26-50		W-L RECORDS	RPI 51-100		RPI 101-999		RPI 201+	
9- 21	0- 5		0- 8		OVERALL	0- 4		9- 4		4- 0	
6- 9	0- 3		0- 4		HOME	0- 1		6- 1		3- 0	
2- 10	0- 2		0- 3		AWAY	0- 3		2- 2		1- 0	
1- 2	0- 0		0- 1		NEUTRAL	0- 0		1- 1		0- 0	
7- 6	0- 1		0- 2		NON-CONFERENCE	0- 1		7- 2		3- 0	
5- 2	0- 0		0- 1		HOME	0- 0		5- 1		3- 0	
1- 3	0- 1		0- 0		AWAY	0- 1		1- 1		0- 0	
1- 1	0- 0		0- 1		NEUTRAL	0- 0		1- 0		0- 0	
2- 15	0- 4		0- 6		CONFERENCE	0- 3		2- 2		1- 0	
1- 7	0- 3		0- 3		HOME	0- 1		1- 0		0- 0	
1- 7	0- 1		0- 3		AWAY	0- 2		1- 1		1- 0	
0- 1	0- 0		0- 0		NEUTRAL	0- 0		0- 1		0- 0	

RPI	S	Opponent	Score	RPI	S	Opponent	Score	RPI	S	Opponent	Score	RPI	S	Opponent	Score	Team's RPI: 206
7	H	Ohio St.	55 68	28	H	Green Bay	34 67	64	A	Michigan St.	61 69	122	H	Milwaukee	64 67	
18	H	Maryland	44 71	34	H	Michigan	57 80	68	A	Nebraska	48 51	125	A	Butler	62 69	
21	A	Marquette	65 88	36	A	Minnesota	65 90	78	A	George Washington	46 61	153	N	Vanderbilt	73 71	
24	A	Iowa	61 88	36	H	Minnesota	61 71	100	H	Penn St.	62 69	173	H	Charlotte	80 66	
24	H	Iowa	46 56	40	A	Indiana	55 69					177	A	Northwestern	60 69	
				41	N	Syracuse	74 77					177	H	Northwestern	58 46	
				42	H	Rutgers	50 63					177	N	Northwestern	63 68	
				48	A	Purdue	35 57					185	A	Pittsburgh	58 57	
												186	H	Southern U.	77 74	
												233	A	Illinois	70 61	
												246	H	La Salle	71 60	
												307	H	UTRGV	82 54	
												340	H	Savannah St.	82 24	

LAST 12 Division I GAMES:																
177	N	Northwestern	63 68	36	H	Minnesota	61 71	233	A	Illinois	70 61	40	A	Indiana	55 69	
64	A	Michigan St.	61 69	40	A	Indiana	55 69	177	H	Northwestern	58 46	36	A	Minnesota	65 90	
24	A	Iowa	61 88	100	H	Penn St.	62 69									
42	H	Rutgers	50 63													
68	A	Nebraska	48 51													
7	H	Ohio St.	55 68													

Non-Div I Games:

Wisconsin

Average RPI Win: 252
Average RPI Loss: 166

WON-LOST
RECORD

WINNING
PCT. RANK

LAST 10
GAMES

STRENGTH OF
SCHEDULE

OPP. STRENGTH
OF SCHEDULE

TEAM
RPI

ADJ.
RPI

CONF.
RPI

ADJ CONF.
RPI

DIV. I ONLY	7- 20	291	1- 9	261	189	302	302	17	17
DIV. I NON-CONF.	4- 8	237	0- 0	305	283	298	298	15	15

TOTALS	RPI 1-25	RPI 26-50	W-L RECORDS	RPI 51-100	RPI 101-999	RPI 201+			
7- 20	0- 2	0- 0	OVERALL	0- 2	7- 16	5- 9			
5- 8	0- 0	0- 0	HOME	0- 1	5- 7	3- 5			
2- 11	0- 2	0- 0	AWAY	0- 1	2- 8	2- 4			
0- 1	0- 0	0- 0	NEUTRAL	0- 0	0- 1	0- 0			
4- 8	0- 2	0- 0	NON-CONFERENCE	0- 0	4- 6	4- 6			
3- 3	0- 0	0- 0	HOME	0- 0	3- 3	3- 3			
1- 5	0- 2	0- 0	AWAY	0- 0	1- 3	1- 3			
0- 0	0- 0	0- 0	NEUTRAL	0- 0	0- 0	0- 0			
3- 12	0- 0	0- 0	CONFERENCE	0- 2	3- 10	1- 3			
2- 5	0- 0	0- 0	HOME	0- 1	2- 4	0- 2			
1- 6	0- 0	0- 0	AWAY	0- 1	1- 5	1- 1			
0- 1	0- 0	0- 0	NEUTRAL	0- 0	0- 1	0- 0			

RPI	S	Opponent	Score
10	A	South Carolina	60 94
25	A	Georgia	56 95

RPI	S	Opponent	Score
-----	---	----------	-------

RPI	S	Opponent	Score
54	A	Mercer	39 80
54	H	Mercer	46 71

RPI	S	Opponent	Score
110	A	Chattanooga	46 76
110	H	Chattanooga	47 54
115	A	ETSU	53 82
115	H	ETSU	58 61
115	N	ETSU	64 78
164	A	Samford	77 81
164	H	Samford	58 46
183	A	Furman	57 63
183	H	Furman	79 48
210	H	UNC Asheville	70 68
222	A	Coastal Caro.	51 67
223	A	UNCG	51 66
223	H	UNCG	75 81
226	A	Gardner-Webb	55 73
239	H	Omaha	60 64
240	H	North Florida	69 57
252	H	UNCW	60 65
263	A	Col. of Charleston	51 59
306	A	Western Caro.	54 48
306	H	Western Caro.	62 68
319	H	Charleston So.	45 68
321	H	N.C. Central	77 56
343	A	Winthrop	73 68

LAST 12 Division I GAMES:

115	N	ETSU	64 78	54	A	Mercer	39 80
183	A	Furman	57 63	164	A	Samford	77 81
110	A	Chattanooga	46 76	183	H	Furman	79 48
115	A	ETSU	53 82	115	H	ETSU	58 61
223	H	UNCG	75 81	110	H	Chattanooga	47 54
306	H	Western Caro.	62 68	306	A	Western Caro.	54 48

Non-Div I Games:

Brevard

85 46

Southern Wesleyan

104 57

Bob Jones

96 54

Wofford

Loss, Non-Conf, S Site, H Home A Away N Neutral

Average RPI Win: 219	WON-LOST RECORD	WINNING PCT. RANK	LAST 10 GAMES	STRENGTH OF SCHEDULE	OPP. STRENGTH OF SCHEDULE	TEAM RPI	ADJ. RPI	CONF. RPI	ADJ CONF. RPI
Average RPI Loss: 82									
DIV. I ONLY	21- 11	77	7- 3	149	172	92	92	13	13
DIV. I NON-CONF.	7- 4	97	0- 1	258	174	114	114	17	17

TOTALS	RPI 1-25	RPI 26-50	W-L RECORDS	RPI 51-100	RPI 101-999	RPI 201+			
21- 11	0- 2	0- 3	OVERALL	3- 2	18- 4	11- 1			
9- 3	0- 0	0- 1	HOME	0- 1	9- 1	6- 0			
8- 6	0- 2	0- 1	AWAY	2- 1	6- 2	3- 0			
4- 2	0- 0	0- 1	NEUTRAL	1- 0	3- 1	2- 1			
7- 4	0- 2	0- 0	NON-CONFERENCE	1- 1	6- 1	5- 1			
3- 0	0- 0	0- 0	HOME	0- 0	3- 0	3- 0			
2- 3	0- 2	0- 0	AWAY	1- 1	1- 0	0- 0			
2- 1	0- 0	0- 0	NEUTRAL	0- 0	2- 1	2- 1			
14- 7	0- 0	0- 3	CONFERENCE	2- 1	12- 3	6- 0			
6- 3	0- 0	0- 1	HOME	0- 1	6- 1	3- 0			
6- 3	0- 0	0- 1	AWAY	1- 0	5- 2	3- 0			
2- 1	0- 0	0- 1	NEUTRAL	1- 0	1- 0	0- 0			

RPI 1-25				RPI 26-50				RPI 51-100				RPI 101+			
RPI	S	Opponent	Score	RPI	S	Opponent	Score	RPI	S	Opponent	Score	RPI	S	Opponent	Score
23	A	Missouri	80 82	28	A	Green Bay	68 75	67	A	Belmont	91 81	122	A	Milwaukee	53 59
25	A	Georgia	71 87	28	H	Green Bay	51 58	84	A	Tolledo	50 64	122	H	Milwaukee	56 51
				28	N	Green Bay	44 62	91	A	IUPUI	66 63	128	A	Cleveland St.	70 71
								91	H	IUPUI	61 64	128	H	Cleveland St.	63 70
								91	N	IUPUI	60 52	128	N	Cleveland St.	83 61
												149	A	Kent St.	72 60
												154	A	Youngstown St.	69 59
												154	H	Youngstown St.	73 50
												194	A	Oakland	77 57
												194	H	Oakland	80 75
												204	N	Richmond	85 69
												208	N	Stetson	64 59
												218	N	Providence	69 74
												256	A	Northern Ky.	68 63
												256	H	Northern Ky.	73 60
												313	H	Tennessee Tech	82 59
												327	A	Detroit Mercy	88 60
												327	H	Detroit Mercy	85 55
												332	A	Ill.-Chicago	80 53
												332	H	Ill.-Chicago	60 50
												345	H	Eastern Ill.	81 46
												346	H	Chicago St.	84 39

LAST 12 Division I GAMES:															
84	A	Tolledo	50 64	128	H	Cleveland St.	63 70	256	H	Northern Ky.	73 60	194	H	Oakland	80 75
28	N	Green Bay	44 62	256	H	Northern Ky.	73 60	194	H	Oakland	80 75	327	H	Detroit Mercy	85 55
91	N	IUPUI	60 52	194	H	Oakland	80 75	327	H	Detroit Mercy	85 55	28	A	Green Bay	68 75
128	N	Cleveland St.	83 61	327	H	Detroit Mercy	85 55	122	A	Milwaukee	53 59				
332	A	Ill.-Chicago	80 53	28	A	Green Bay	68 75								
91	A	IUPUI	66 63	122	A	Milwaukee	53 59								

Non-Div I Games: Northwestern Ohio 106 52 Cincinnati Christian 99 36

Wright St.

Average RPI Win:	172	WON-LOST	WINNING	LAST 10	STRENGTH OF	OPP. STRENGTH	TEAM	ADJ.	CONF.	ADJ CONF.
Average RPI Loss:	144	RECORD	PCT. RANK	GAMES	SCHEDULE	OF SCHEDULE	RPI	RPI	RPI	RPI
DIV. I ONLY	20- 11	85	6- 4	84	167	77	77	15	15	
DIV. I NON-CONF.	6- 5	149	1- 1	27	259	75	75	14	14	

TOTALS	RPI 1-25	RPI 26-50	W-L RECORDS	RPI 51-100	RPI 101-999	RPI 201+				
20- 11	0- 1	0- 0	OVERALL	5- 2	15- 8	7- 3				
11- 3	0- 0	0- 0	HOME	3- 1	8- 2	5- 0				
8- 5	0- 1	0- 0	AWAY	1- 0	7- 4	2- 3				
1- 3	0- 0	0- 0	NEUTRAL	1- 1	0- 2	0- 0				
6- 5	0- 1	0- 0	NON-CONFERENCE	1- 2	5- 2	2- 1				
4- 1	0- 0	0- 0	HOME	1- 1	3- 0	2- 0				
2- 2	0- 1	0- 0	AWAY	0- 0	2- 1	0- 1				
0- 2	0- 0	0- 0	NEUTRAL	0- 1	0- 1	0- 0				
14- 6	0- 0	0- 0	CONFERENCE	4- 0	10- 6	5- 2				
7- 2	0- 0	0- 0	HOME	2- 0	5- 2	3- 0				
6- 3	0- 0	0- 0	AWAY	1- 0	5- 3	2- 2				
1- 1	0- 0	0- 0	NEUTRAL	1- 0	0- 1	0- 0				

RPI 1-25				RPI 26-50				RPI 51-100 Team's RPI: 77				RPI 101+			
RPI	S	Opponent	Score	RPI	S	Opponent	Score	RPI	S	Opponent	Score	RPI	S	Opponent	Score
14	A	Duke	40 63					66	H	UC Davis	64 74	105	A	Boise St.	66 51
								69	H	Drake	75 61	105	H	Boise St.	63 67
								89	A	New Mexico	63 62	108	A	Colorado St.	53 49
								89	H	New Mexico	66 55	108	H	Colorado St.	53 64
								89	N	New Mexico	69 66	133	A	Idaho	70 64
								91	N	IUPUI	59 65	135	N	UNI	40 55
								95	H	UNLV	69 56	143	H	Idaho St.	61 53
												144	A	Fresno St.	47 60
												144	H	Fresno St.	74 57
												151	A	Nevada	65 62
												151	H	Nevada	66 60
												151	N	Nevada	63 67
												184	A	Denver	61 51
												216	A	Montana St.	46 50
												221	H	New Mexico St.	67 59
												234	H	Montana	67 62
												269	A	San Diego St.	62 68
												269	H	San Diego St.	70 50
												276	A	San Jose St.	66 64
												276	H	San Jose St.	58 46
												288	A	Air Force	47 57
												311	A	Utah St.	64 46
												311	H	Utah St.	61 44
LAST 12 Division I GAMES:															
66	H	UC Davis	64 74	144	H	Fresno St.	74 57								
221	H	New Mexico St.	67 59	89	A	New Mexico	63 62								
151	N	Nevada	63 67	276	A	San Jose St.	66 64								
89	N	New Mexico	69 66	269	H	San Diego St.	70 50								
105	H	Boise St.	63 67	95	H	UNLV	69 56								
288	A	Air Force	47 57	311	A	Utah St.	64 46								

Non-Div I Games: Colo. Christian 62 33 Adams St. 73 47

Wyoming

x
a
v
i
e
r

X
a
v
i
e
r

Xavi er

Y
a
l
e

Y
a
l
e

Yal e

Average RPI Win:	231	WON-LOST	WINNING	LAST 10	STRENGTH OF	OPP. STRENGTH	TEAM	ADJ.	CONF.	ADJ CONF.
Average RPI Loss:	110	RECORD	PCT. RANK	GAMES	SCHEDULE	OF SCHEDULE	RPI	RPI	RPI	RPI

DIV. I ONLY	14- 16	195	7- 3	110	199	154	154	13	13
DIV. I NON-CONF.	2- 8	289	0- 1	200	229	274	274	17	17

TOTALS	RPI 1-25	RPI 26-50	W-L RECORDS	RPI 51-100	RPI 101-999	RPI 201+			
14- 16	0- 0	0- 3	OVERALL	1- 6	13- 7	8- 1			
6- 7	0- 0	0- 1	HOME	0- 3	6- 3	4- 0			
7- 8	0- 0	0- 1	AWAY	1- 3	6- 4	4- 1			
1- 1	0- 0	0- 1	NEUTRAL	0- 0	1- 0	0- 0			
2- 8	0- 0	0- 0	NON-CONFERENCE	0- 3	2- 5	2- 1			
1- 3	0- 0	0- 0	HOME	0- 1	1- 2	1- 0			
1- 5	0- 0	0- 0	AWAY	0- 2	1- 3	1- 1			
0- 0	0- 0	0- 0	NEUTRAL	0- 0	0- 0	0- 0			
12- 8	0- 0	0- 3	CONFERENCE	1- 3	11- 2	6- 0			
5- 4	0- 0	0- 1	HOME	0- 2	5- 1	3- 0			
6- 3	0- 0	0- 1	AWAY	1- 1	5- 1	3- 0			
1- 1	0- 0	0- 1	NEUTRAL	0- 0	1- 0	0- 0			

RPI 1-25				RPI 26-50				RPI 51-100				RPI 101+				Team's RPI: 154	
RPI	S	Opponent	Score	RPI	S	Opponent	Score	RPI	S	Opponent	Score	RPI	S	Opponent	Score		
				28	A	Green Bay	56 65	52	A	Ameri can	72 78	122	A	Milwaukee	61 62		
				28	H	Green Bay	42 67	91	A	IUPUI	70 67	122	H	Milwaukee	86 85		
				28	N	Green Bay	45 66	91	H	IUPUI	43 65	122	N	Milwaukee	62 58		
								92	A	Wright St.	50 73	123	A	Robert Morris	52 84		
								92	H	Wright St.	59 69	128	A	Cleveland St.	66 52		
								93	A	Saint Francis (PA)	65 79	128	H	Cleveland St.	76 69		
								94	H	Bucknell	60 66	149	H	Kent St.	44 55		
												160	H	Binghamton	59 70		
												185	A	Pittsburgh	58 66		
												194	A	Oakland	86 76		
												194	H	Oakland	48 58		
												229	A	Akron	58 75		
												256	A	Northern Ky.	60 59		
												256	H	Northern Ky.	54 51		
												305	H	Northern Ari z.	69 67		
												309	A	Loyol a Chi cago	73 49		
												327	A	Detroit Mercy	72 52		
												327	H	Detroit Mercy	76 59		
												332	A	III. -Chi cago	71 52		
												332	H	III. -Chi cago	76 63		
LAST 12 Division I GAMES:																	
				160	H	Binghamton	59 70	122	H	Milwaukee	86 85						
				28	N	Green Bay	45 66	332	A	III. -Chi cago	71 52						
				122	N	Milwaukee	62 58	91	A	IUPUI	70 67						
				128	H	Cleveland St.	76 69	327	A	Detroit Mercy	72 52						
				256	A	Northern Ky.	60 59	194	A	Oakland	86 76						
				28	H	Green Bay	42 67	92	H	Wright St.	59 69						

Non-Div I Games: Ohio Valley 86 59 Penn St. -Beaver 97 40

Youngstown St.