

Average RPI Win:	296	WON-LOST	WINNING	LAST 10	STRENGTH OF	OPP. STRENGTH	TEAM	ADJ.	CONF.	ADJ CONF.
Average RPI Loss:	166	RECORD	PCT. RANK	GAMES	SCHEDULE	OF SCHEDULE	RPI	RPI	RPI	RPI
DIV. I ONLY	11- 18	243	6- 4	241	318	268	268	27	27	
DIV. I NON-CONF.	1- 7	313	0- 0	50	303	269	269	27	27	
TOTALS	RPI 1-25	RPI 26-50	W-L RECORDS	RPI 51-100	RPI 101-150	RPI 150+				
11- 18	0- 1	0- 0	OVERALL	0- 4	0- 5	11- 8				
7- 5	0- 0	0- 0	HOME	0- 2	0- 2	7- 1				
2- 11	0- 1	0- 0	AWAY	0- 1	0- 3	2- 6				
2- 2	0- 0	0- 0	NEUTRAL	0- 1	0- 0	2- 1				
1- 7	0- 1	0- 0	NON-CONFERENCE	0- 1	0- 1	1- 4				
1- 2	0- 0	0- 0	HOME	0- 1	0- 0	1- 1				
0- 4	0- 1	0- 0	AWAY	0- 0	0- 1	0- 2				
0- 1	0- 0	0- 0	NEUTRAL	0- 0	0- 0	0- 1				
10- 11	0- 0	0- 0	CONFERENCE	0- 3	0- 4	10- 4				
6- 3	0- 0	0- 0	HOME	0- 1	0- 2	6- 0				
2- 7	0- 0	0- 0	AWAY	0- 1	0- 2	2- 4				
2- 1	0- 0	0- 0	NEUTRAL	0- 1	0- 0	2- 0				

RPI 1-25				RPI 26-50				RPI 51-100				RPI 101+ Team's RPI: 268			
RPI	S	Opponent	Score	RPI	S	Opponent	Score	RPI	S	Opponent	Score	RPI	S	Opponent	Score
23	A	Texas A&M	55 84					55	H	Toledo	60 76	103	A	Abilene Christian	64 72
								81	H	Central Ark.	41 49	103	H	Abilene Christian	59 72
								81	N	Central Ark.	44 62	138	A	Lamar University	49 65
								98	A	SFA	56 64	138	H	Lamar University	63 74
												142	A	Rice	36 70
												158	H	Texas Southern	64 61
												180	A	Texas St.	50 57
												201	N	UC Santa Barbara	60 66
												215	A	UTRGV	46 55
												215	H	UTRGV	65 68
												238	A	New Orleans	54 75
												238	N	New Orleans	88 77
												283	H	McNeese	77 66
												298	A	Nicholls St.	54 74
												298	H	Nicholls St.	65 60
												305	H	Northwestern St.	60 51
												305	N	Northwestern St.	57 46
												330	A	Southeastern La.	69 53
												330	H	Southeastern La.	77 61
												334	A	Incarnate Word	56 63
												334	H	Incarnate Word	68 65
												338	A	Houston Baptist	51 56
												338	H	Houston Baptist	68 51
												340	A	Sam Houston St.	63 37
LAST 12 Division I GAMES:															
				81	N	Central Ark.	44 62	103	A	Abilene Christian	64 72				
				238	N	New Orleans	88 77	138	H	Lamar University	63 74				
				305	N	Northwestern St.	57 46	334	A	Incarnate Word	56 63				
				334	H	Incarnate Word	68 65	330	A	Southeastern La.	69 53				
				338	H	Houston Baptist	68 51	338	A	Houston Baptist	51 56				
				283	H	McNeese	77 66	103	H	Abilene Christian	59 72				

Non-Div I Games: Schreiner 73 44 Okla. Panhandle 66 40 Montana Tech 83 50

A&M-Corpus Christi

Loss, Non-Conf, S Site, H Home A Away N Neutral

Abilene Christian

Through Games Of April 2, 2017

Average RPI Win:	251	WON-LOST	WINNING	LAST 10	STRENGTH OF	OPP. STRENGTH	TEAM	ADJ.	CONF.	ADJ CONF.
Average RPI Loss:	109	RECORD	PCT. RANK	GAMES	SCHEDULE	OF SCHEDULE	RPI	RPI	RPI	RPI
DIV. I ONLY	20- 9	63	8- 2	207	256	103	103	27	27	
DIV. I NON-CONF.	4- 7	221	1- 1	94	75	152	152	27	27	
TOTALS	RPI 1-25	RPI 26-50	W-L RECORDS	RPI 51-100	RPI 101-150	RPI 150+				
20- 9	0- 3	0- 0	OVERALL	3- 3	1- 0	16- 3				
10- 2	0- 0	0- 0	HOME	1- 1	1- 0	8- 1				
9- 7	0- 3	0- 0	AWAY	2- 2	0- 0	7- 2				
1- 0	0- 0	0- 0	NEUTRAL	0- 0	0- 0	1- 0				
4- 7	0- 3	0- 0	NON-CONFERENCE	1- 1	0- 0	3- 3				
2- 1	0- 0	0- 0	HOME	0- 0	0- 0	2- 1				
1- 6	0- 3	0- 0	AWAY	1- 1	0- 0	0- 2				
1- 0	0- 0	0- 0	NEUTRAL	0- 0	0- 0	1- 0				
16- 2	0- 0	0- 0	CONFERENCE	2- 2	1- 0	13- 0				
8- 1	0- 0	0- 0	HOME	1- 1	1- 0	6- 0				
8- 1	0- 0	0- 0	AWAY	1- 1	0- 0	7- 0				
0- 0	0- 0	0- 0	NEUTRAL	0- 0	0- 0	0- 0				

RPI 1-25				RPI 26-50				RPI 51-100				RPI 101+ Team's RPI: 103			
RPI	S	Opponent	Score	RPI	S	Opponent	Score	RPI	S	Opponent	Score	RPI	S	Opponent	Score
7	A	Baylor	34 79					81	A	Central Ark.	70 80	138	H	Lamar University	77 59
22	A	Missouri	46 52					81	H	Central Ark.	83 76	152	H	Omaha	73 66
23	A	Texas A&M	45 71					92	A	Oklahoma St.	66 56	178	A	Wichita St.	62 81
								95	A	SMU	52 59	186	A	UTSA	68 71
								98	A	SFA	80 73	215	H	UTRGV	70 54
								98	H	SFA	61 70	238	H	New Orleans	68 55
												264	N	Murray St.	81 57
												268	A	A&M-Corpus Christi	72 59
												268	H	A&M-Corpus Christi	72 64
												283	H	McNeese	77 65
												295	H	UMKC	68 71
												298	A	Nicholls St.	89 73
												305	A	Northwestern St.	75 74
												305	H	Northwestern St.	79 57
												330	A	Southeastern La.	82 57
												334	A	Incarnate Word	75 66
												334	H	Incarnate Word	68 45
												338	A	Houston Baptist	89 60
												340	A	Sam Houston St.	72 39
												340	H	Sam Houston St.	78 56
LAST 12 Division I GAMES:															
95	A	SMU	52 59	305	A	Northwestern St.	75 74								
92	A	Oklahoma St.	66 56	98	A	SFA	80 73								
338	A	Houston Baptist	89 60	305	H	Northwestern St.	79 57								
334	H	Incarnate Word	68 45	81	A	Central Ark.	70 80								
340	A	Sam Houston St.	72 39	340	H	Sam Houston St.	78 56								
268	H	A&M-Corpus Christi	72 64	268	A	A&M-Corpus Christi	72 59								

Non-Div I Games: Harding 74 62 Sul Ross St. 106 58 Howard Payne 87 52

Abilene Christian

Loss, Non-Conf, S Site, H Home A Away N Neutral

Air Force

Through Games Of April 2, 2017

Average RPI Win:	284	WON-LOST	WINNING	LAST 10	STRENGTH OF	OPP. STRENGTH	TEAM	ADJ.	CONF.	ADJ CONF.
Average RPI Loss:	167	RECORD	PCT. RANK	GAMES	SCHEDULE	OF SCHEDULE	RPI	RPI	RPI	RPI
DIV. I ONLY	4- 25	333	1- 9	215	221	322	322	13	13	
DIV. I NON-CONF.	2- 8	289	0- 0	298	308	326	326	16	16	
TOTALS	RPI 1-25	RPI 26-50	W-L RECORDS	RPI 51-100	RPI 101-150	RPI 150+				
4- 25	0- 0	0- 0	OVERALL	0- 4	0- 7	4- 14				
2- 12	0- 0	0- 0	HOME	0- 2	0- 5	2- 5				
2- 12	0- 0	0- 0	AWAY	0- 2	0- 2	2- 8				
0- 1	0- 0	0- 0	NEUTRAL	0- 0	0- 0	0- 1				
2- 8	0- 0	0- 0	NON-CONFERENCE	0- 1	0- 3	2- 4				
1- 4	0- 0	0- 0	HOME	0- 0	0- 3	1- 1				
1- 4	0- 0	0- 0	AWAY	0- 1	0- 0	1- 3				
0- 0	0- 0	0- 0	NEUTRAL	0- 0	0- 0	0- 0				
2- 17	0- 0	0- 0	CONFERENCE	0- 3	0- 4	2- 10				
1- 8	0- 0	0- 0	HOME	0- 2	0- 2	1- 4				
1- 8	0- 0	0- 0	AWAY	0- 1	0- 2	1- 5				
0- 1	0- 0	0- 0	NEUTRAL	0- 0	0- 0	0- 1				

RPI S	Opponent	Score	RPI S	Opponent	Score	RPI S	Opponent	Score	RPI S	Opponent	Score	Team's RPI: 322
						53	A Boise St.	48 72	112	H Vanderbilt	49 75	
						53	H Boise St.	59 69	113	H Navy	46 64	
						65	H Colorado St.	35 72	116	A UNLV	38 52	
						83	A Colorado	68 95	116	H UNLV	56 60	
									119	A Wyoming	41 73	
									119	H Wyoming	54 66	
									128	H Northern Colo.	44 71	
									151	A Fresno St.	40 63	
									151	H Fresno St.	56 72	
									157	A New Mexico	64 81	
									160	A Army West Point	47 75	
									194	A Utah St.	62 65	
									194	H Utah St.	64 61	
									194	N Utah St.	40 46	
									206	A San Jose St.	74 86	
									206	H San Jose St.	67 83	
									237	H Weber St.	61 76	
									270	A San Diego St.	62 59	
									270	H San Diego St.	51 64	
									284	A Nevada	58 65	
									284	H Nevada	51 56	
									285	A Eastern Mich.	44 65	
									312	A Denver	52 65	
									332	H Utah Valley	64 53	
									339	A Fairleigh Dickinson	56 48	
LAST 12 Division I GAMES:												
			194	N Utah St.	40 46		284	A Nevada	58 65			
			53	A Boise St.	48 72		53	H Boise St.	59 69			
			270	H San Diego St.	51 64		157	A New Mexico	64 81			
			194	H Utah St.	64 61		119	A Wyoming	41 73			
			116	A UNLV	38 52		151	H Fresno St.	56 72			
			206	H San Jose St.	67 83		270	A San Diego St.	62 59			

Non-Div I Games:

Air Force

■ Loss,
 ■ Non-Conf,
 ■ S Site,
 ■ Home
 ■ A Away
 N Neutral

Average RPI Win: 259	WON-LOST	WINNING	LAST 10	STRENGTH OF	OPP. STRENGTH	TEAM	ADJ.	CONF.	ADJ CONF.
Average RPI Loss: 125	RECORD	PCT. RANK	GAMES	SCHEDULE	OF SCHEDULE	RPI	RPI	RPI	RPI
DIV. I ONLY	7- 21	306	0- 10	139	152	242	242	10	10
DIV. I NON-CONF.	5- 4	136	0- 0	251	254	158	158	10	10
TOTALS	RPI 1-25	RPI 26-50	W-L RECORDS	RPI 51-100	RPI 101-150	RPI 150+			
7- 21	0- 0	0- 1	OVERALL	1- 9	0- 5	6- 6			
1- 10	0- 0	0- 0	HOME	0- 4	0- 3	1- 3			
6- 10	0- 0	0- 0	AWAY	1- 5	0- 2	5- 3			
0- 1	0- 0	0- 1	NEUTRAL	0- 0	0- 0	0- 0			
5- 4	0- 0	0- 1	NON-CONFERENCE	0- 2	0- 1	5- 0			
0- 2	0- 0	0- 0	HOME	0- 1	0- 1	0- 0			
5- 1	0- 0	0- 0	AWAY	0- 1	0- 0	5- 0			
0- 1	0- 0	0- 1	NEUTRAL	0- 0	0- 0	0- 0			
2- 17	0- 0	0- 0	CONFERENCE	1- 7	0- 4	1- 6			
1- 8	0- 0	0- 0	HOME	0- 3	0- 2	1- 3			
1- 9	0- 0	0- 0	AWAY	1- 4	0- 2	0- 3			
0- 0	0- 0	0- 0	NEUTRAL	0- 0	0- 0	0- 0			

RPI 1-25	RPI 26-50	RPI 51-100	RPI 101+	Team's RPI: 242
RPI S Opponent Score	RPI S Opponent Score	RPI S Opponent Score	RPI S Opponent Score	Score
	27 N Elon 62 65	54 A Central Mich. 62 89	106 A Buffalo 51 81	
		55 A Toledo 37 65	106 H Buffalo 55 81	
		55 H Toledo 57 61	125 A Ball St. 70 80	
		57 H Bucknell 47 61	125 H Ball St. 63 90	
		79 A Ohio 48 62	127 H Duquesne 57 67	
		79 H Ohio 69 85	164 A Western Mich. 60 73	
		82 A Penn St. 71 84	164 H Western Mich. 57 73	
		86 A Northern Ill. 84 55	251 A Miami (OH) 49 54	
		99 A Kent St. 69 73	251 H Miami (OH) 62 66	
		99 H Kent St. 58 72	252 A Canisius 73 64	
			257 A Georgia St. 78 66	
			260 A Bowling Green 50 86	
			260 H Bowling Green 58 62	
			271 A Eastern Ky. 63 57	
			285 H Eastern Mich. 80 62	
			317 A Youngstown St. 76 74	
			345 A Winthrop 80 59	
LAST 12 Division I GAMES:				
55 A Toledo 37 65	55 H Toledo 57 61			
79 A Ohio 48 62	99 H Kent St. 58 72			
106 H Buffalo 55 81	251 A Miami (OH) 49 54			
99 A Kent St. 69 73	260 A Bowling Green 50 86			
251 H Miami (OH) 62 66	125 H Ball St. 63 90			
106 A Buffalo 51 81	285 H Eastern Mich. 80 62			

Non-Div I Games: Ohio Christian 69 52 Malone 63 52

Akron

■ Loss,
 ■ Non-Conf, S Site,
 ■ Home
 ■ Away
 N Neutral

Alabama

Through Games Of April 2, 2017

Average RPI Win:	175	WON-LOST	WINNING	LAST 10	STRENGTH OF	OPP. STRENGTH	TEAM	ADJ.	CONF.	ADJ CONF.
Average RPI Loss:	53	RECORD	PCT. RANK	GAMES	SCHEDULE	OF SCHEDULE	RPI	RPI	RPI	RPI
DIV. I ONLY	22- 14	110	6- 4	110	50	109	109	2	2	
DIV. I NON-CONF.	15- 2	9	3- 1	302	225	80	80	2	2	
TOTALS	RPI 1-25	RPI 26-50	W-L RECORDS	RPI 51-100	RPI 101-150	RPI 150+				
22- 14	3- 6	2- 3	OVERALL	3- 3	3- 1	11- 1				
15- 6	1- 3	1- 1	HOME	3- 1	1- 0	9- 1				
3- 7	1- 2	1- 2	AWAY	0- 2	1- 1	0- 0				
4- 1	1- 1	0- 0	NEUTRAL	0- 0	1- 0	2- 0				
15- 2	0- 0	1- 1	NON-CONFERENCE	3- 1	0- 0	11- 0				
13- 0	0- 0	1- 0	HOME	3- 0	0- 0	9- 0				
0- 2	0- 0	0- 1	AWAY	0- 1	0- 0	0- 0				
2- 0	0- 0	0- 0	NEUTRAL	0- 0	0- 0	2- 0				
7- 12	3- 6	1- 2	CONFERENCE	0- 2	3- 1	0- 1				
2- 6	1- 3	0- 1	HOME	0- 1	1- 0	0- 1				
3- 5	1- 2	1- 1	AWAY	0- 1	1- 1	0- 0				
2- 1	1- 1	0- 0	NEUTRAL	0- 0	1- 0	0- 0				

RPI	S	Opponent	Score	RPI	S	Opponent	Score	RPI	S	Opponent	Score	RPI	S	Opponent	Score	Team's RPI: 109
2	A	South Carolina	45 93	40	A	LSU	41 48	52	H	Little Rock	55 53	112	A	Vanderbilt	80 87	
4	H	Mississippi St.	54 67	45	A	Georgia Tech	66 76	74	H	Tulane	72 64	112	N	Vanderbilt	77 57	
14	H	Kentucky	54 71	45	H	Georgia Tech	67 65	76	A	Georgetown	59 70	131	A	Ole Miss	65 57	
14	N	Kentucky	55 65	50	A	Auburn	63 61	85	H	Florida	56 66	131	H	Ole Miss	90 80	
18	H	Tennessee	65 57	50	H	Auburn	55 66	87	A	Georgia	65 71	174	H	Arkansas	50 68	
18	N	Tennessee	72 64					96	H	Mercer	81 57	191	H	Kansas	71 65	
22	A	Missouri	59 58									238	H	New Orleans	78 57	
22	H	Missouri	56 65									246	H	Ga. Southern	66 48	
23	A	Texas A&M	48 69									257	H	Georgia St.	80 57	
												283	N	McNeese	84 63	
												300	N	UTEP	78 60	
												303	H	Alcorn	93 43	
												304	H	Lipscomb	82 35	
												311	H	Mississippi Val.	93 44	
												324	H	Florida A&M	81 46	
												349	H	Alabama A&M	97 29	
LAST 12 Division I GAMES:																
45	A	Georgia Tech	66 76	112	N	Vanderbilt	77 57									
74	H	Tulane	72 64	22	H	Missouri	56 65									
52	H	Little Rock	55 53	87	A	Georgia	65 71									
96	H	Mercer	81 57	50	A	Auburn	63 61									
14	N	Kentucky	55 65	18	H	Tennessee	65 57									
18	N	Tennessee	72 64	85	H	Florida	56 66									

Non-Div I Games:

Alabama

■ Loss,
 ■ Non-Conf,
 ■ S Site,
 ■ H Home
 ■ A Away
 N Neutral

Average RPI Win:	0	WON-LOST	WINNING	LAST 10	STRENGTH OF	OPP. STRENGTH	TEAM	ADJ.	CONF.	ADJ CONF.
Average RPI Loss:	234	RECORD	PCT. RANK	GAMES	SCHEDULE	OF SCHEDULE	RPI	RPI	RPI	RPI
DIV. I ONLY	0- 25	348	0- 10	323	336	349	349	30	30	
DIV. I NON-CONF.	0- 7	335	0- 0	184	239	339	339	30	30	
TOTALS	RPI 1-25	RPI 26-50	W-L RECORDS	RPI 51-100	RPI 101-150	RPI 150+				
0- 25	0- 0	0- 1	OVERALL	0- 0	0- 2	0- 22				
0- 9	0- 0	0- 0	HOME	0- 0	0- 0	0- 9				
0- 16	0- 0	0- 0	AWAY	0- 0	0- 0	0- 8				
0- 0	0- 0	0- 0	NEUTRAL	0- 0	0- 0	0- 0				
0- 7	0- 0	0- 1	NON-CONFERENCE	0- 0	0- 2	0- 4				
0- 0	0- 0	0- 0	HOME	0- 0	0- 0	0- 0				
0- 7	0- 0	0- 1	AWAY	0- 0	0- 2	0- 4				
0- 0	0- 0	0- 0	NEUTRAL	0- 0	0- 0	0- 0				
0- 18	0- 0	0- 0	CONFERENCE	0- 0	0- 0	0- 18				
0- 9	0- 0	0- 0	HOME	0- 0	0- 0	0- 9				
0- 9	0- 0	0- 0	AWAY	0- 0	0- 0	0- 9				
0- 0	0- 0	0- 0	NEUTRAL	0- 0	0- 0	0- 0				

RPI 1-25				RPI 26-50				RPI 51-100				RPI 101+				Team's RPI: 349	
RPI	S	Opponent	Score	RPI	S	Opponent	Score	RPI	S	Opponent	Score	RPI	S	Opponent	Score		
				38	A	Western Ky.	32 96					109	A	Alabama	29 97		
												121	A	North Carolina	35 80		
												158	A	Texas Southern	51 60		
												158	H	Texas Southern	39 53		
												193	A	Grambling	57 87		
												193	H	Grambling	53 68		
												209	A	Alabama St.	35 62		
												209	H	Alabama St.	37 52		
												227	A	Samford	37 61		
												230	A	Southern U.	57 69		
												230	H	Southern U.	54 66		
												233	A	Evansville	54 63		
												264	A	Murray St.	49 81		
												266	A	Prairie View	47 71		
												266	H	Prairie View	50 63		
												267	A	Southeast Mo. St.	47 75		
												287	A	Ark.-Pine Bluff	57 61		
												287	H	Ark.-Pine Bluff	55 65		
												303	A	Alcorn	42 71		
												303	H	Alcorn	57 73		
												311	A	Mississippi Val.	58 60		
												311	H	Mississippi Val.	52 58		
												333	A	Jackson St.	49 58		
												333	H	Jackson St.	54 64		
LAST 12 Division I GAMES:																	
				193	A	Grambling	57 87					209	A	Alabama St.	35 62		
				333	A	Jackson St.	49 58					287	H	Ark.-Pine Bluff	55 65		
				158	H	Texas Southern	39 53					311	H	Mississippi Val.	52 58		
				266	H	Prairie View	50 63					158	A	Texas Southern	51 60		
				303	A	Alcorn	42 71					266	A	Prairie View	47 71		
				230	A	Southern U.	57 69					303	H	Alcorn	57 73		

Non-Div I Games: Oakwood 68 65 Concordia (AL) 61 58

Alabama A&M

Loss, Non-Conf, S Site, H Home A Away N Neutral

Average RPI Win:	291	WON-LOST	WINNING	LAST 10	STRENGTH OF	OPP. STRENGTH	TEAM	ADJ.	CONF.	ADJ CONF.
Average RPI Loss:	155	RECORD	PCT. RANK	GAMES	SCHEDULE	OF SCHEDULE	RPI	RPI	RPI	RPI
DIV. I ONLY	13- 16	205	6- 4	260	304	209	209	30	30	
DIV. I NON-CONF.	0- 9	335	0- 0	47	17	273	273	30	30	
TOTALS	RPI 1-25	RPI 26-50	W-L RECORDS	RPI 51-100	RPI 101-150	RPI 150+				
13- 16	0- 2	0- 2	OVERALL	0- 0	0- 3	13- 9				
7- 3	0- 0	0- 0	HOME	0- 0	0- 0	7- 3				
6- 12	0- 0	0- 0	AWAY	0- 0	0- 2	6- 3				
0- 1	0- 0	0- 0	NEUTRAL	0- 0	0- 0	0- 1				
0- 9	0- 2	0- 2	NON-CONFERENCE	0- 0	0- 3	0- 2				
0- 0	0- 0	0- 0	HOME	0- 0	0- 0	0- 0				
0- 9	0- 2	0- 2	AWAY	0- 0	0- 3	0- 2				
0- 0	0- 0	0- 0	NEUTRAL	0- 0	0- 0	0- 0				
13- 7	0- 0	0- 0	CONFERENCE	0- 0	0- 0	13- 7				
7- 3	0- 0	0- 0	HOME	0- 0	0- 0	7- 3				
6- 3	0- 0	0- 0	AWAY	0- 0	0- 0	6- 3				
0- 1	0- 0	0- 0	NEUTRAL	0- 0	0- 0	0- 1				

RPI 1-25				RPI 26-50				RPI 51-100				RPI 101+ Team's RPI: 209			
RPI	S	Opponent	Score	RPI	S	Opponent	Score	RPI	S	Opponent	Score	RPI	S	Opponent	Score
4	A	Mississippi St.	47 90	40	A	LSU	40 93					101	A	Troy	66 95
19	A	Ohio St.	61 118	45	A	Georgia Tech	48 70					105	A	Southern Miss.	43 70
												121	A	North Carolina	54 84
												158	A	Texas Southern	48 52
												158	H	Texas Southern	50 55
												158	N	Texas Southern	54 68
												193	A	Grambling	83 76
												193	H	Grambling	45 60
												227	A	Samford	49 63
												230	A	Southern U.	53 59
												230	H	Southern U.	75 70
												266	A	Prairie View	75 61
												266	H	Prairie View	74 61
												287	A	Ark.-Pine Bluff	74 62
												287	H	Ark.-Pine Bluff	51 52
												287	H	Ark.-Pine Bluff	48 46
												293	A	Savannah St.	39 54
												303	A	Alcorn	62 56
												303	H	Alcorn	72 54
												311	A	Mississippi Val.	79 73
												311	H	Mississippi Val.	71 57
												333	A	Jackson St.	62 68
												333	H	Jackson St.	73 64
												349	A	Alabama A&M	52 37
												349	H	Alabama A&M	62 35
LAST 12 Division I GAMES:															
				158	N	Texas Southern	54 68	230	A	Southern U.	53 59				
				287	H	Ark.-Pine Bluff	48 46	303	A	Alcorn	62 56				
				333	A	Jackson St.	62 68	349	H	Alabama A&M	62 35				
				193	A	Grambling	83 76	311	H	Mississippi Val.	71 57				
				266	H	Prairie View	74 61	287	H	Ark.-Pine Bluff	51 52				
				158	H	Texas Southern	50 55	266	A	Prairie View	75 61				

Non-Div I Games: Mobile 84 45

Alabama St.

■ Loss,
 ■ Non-Conf,
 ■ S Site,
 ■ Home
 ■ A Away
 N Neutral

Average RPI Win: 222	WON-LOST	WINNING	LAST 10	STRENGTH OF	OPP. STRENGTH	TEAM	ADJ.	CONF.	ADJ CONF.
Average RPI Loss: 123	RECORD	PCT. RANK	GAMES	SCHEDULE	OF SCHEDULE	RPI	RPI	RPI	RPI
DIV. I ONLY	20- 12	102	8- 2	154	163	100	100	22	22
DIV. I NON-CONF.	5- 8	215	0- 1	104	76	155	155	22	22
TOTALS	RPI 1-25	RPI 26-50	W-L RECORDS	RPI 51-100	RPI 101-150	RPI 150+			
20- 12	0- 3	0- 0	OVERALL	1- 2	2- 3	17- 4			
12- 1	0- 0	0- 0	HOME	1- 0	2- 0	9- 1			
6- 10	0- 2	0- 0	AWAY	0- 2	0- 3	6- 3			
2- 1	0- 1	0- 0	NEUTRAL	0- 0	0- 0	2- 0			
5- 8	0- 3	0- 0	NON-CONFERENCE	0- 1	0- 2	5- 2			
4- 0	0- 0	0- 0	HOME	0- 0	0- 0	4- 0			
1- 7	0- 2	0- 0	AWAY	0- 1	0- 2	1- 2			
0- 1	0- 1	0- 0	NEUTRAL	0- 0	0- 0	0- 0			
15- 4	0- 0	0- 0	CONFERENCE	1- 1	2- 1	12- 2			
8- 1	0- 0	0- 0	HOME	1- 0	2- 0	5- 1			
5- 3	0- 0	0- 0	AWAY	0- 1	0- 1	5- 1			
2- 0	0- 0	0- 0	NEUTRAL	0- 0	0- 0	2- 0			

RPI	S	Opponent	Score	RPI	S	Opponent	Score	RPI	S	Opponent	Score	RPI	S	Opponent	Score
1	A	UConn	55 116					62	A	St. John's (NY)	36 54	115	A	Fordham	82 89
14	A	Kentucky	46 70					90	A	New Hampshire	58 71	130	A	Maine	71 84
17	N	Miami (FL)	53 77					90	H	New Hampshire	64 55	130	H	Maine	64 60
												130	H	Maine	66 50
												136	A	Yale	53 64
												160	H	Army West Point	65 59
												165	H	Fairfield	59 45
												179	H	Siena	88 86
												188	A	Hartford	58 52
												188	H	Hartford	82 71
												188	N	Hartford	67 65
												213	A	Binghamton	67 61
												213	H	Binghamton	80 63
												220	A	UMBC	60 63
												220	H	UMBC	56 64
												222	A	Dartmouth	61 69
												229	H	Boston U.	69 54
												248	A	St. Bonaventure	59 67
												262	A	Stony Brook	75 57
												262	H	Stony Brook	64 54
												274	A	Vermont	67 52
												274	H	Vermont	64 53
												274	N	Vermont	65 45
												341	A	Wagner	75 50
												343	A	UMass Lowell	79 60
												343	H	UMass Lowell	93 69

LAST 12 Division I GAMES:

1	A	UConn	55 116	130	H	Maine	64 60
130	H	Maine	66 50	220	A	UMBC	60 63
188	N	Hartford	67 65	213	H	Binghamton	80 63
274	N	Vermont	65 45	90	H	New Hampshire	64 55
188	A	Hartford	58 52	262	A	Stony Brook	75 57
274	A	Vermont	67 52	343	A	UMass Lowell	79 60

Non-Div I Games: Post

85 61

Albany (NY)

■ Loss,
 ■ Non-Conf,
 ■ S Site,
 ■ Home
 ■ A Away
 N Neutral

Average RPI Win: 308	WON-LOST	WINNING	LAST 10	STRENGTH OF	OPP. STRENGTH	TEAM	ADJ.	CONF.	ADJ CONF.
Average RPI Loss: 183	RECORD	PCT. RANK	GAMES	SCHEDULE	OF SCHEDULE	RPI	RPI	RPI	RPI
DIV. I ONLY	9- 21	279	2- 8	291	327	303	303	30	30
DIV. I NON-CONF.	0- 11	335	0- 1	125	213	322	322	30	30
TOTALS	RPI 1-25	RPI 26-50	W-L RECORDS	RPI 51-100	RPI 101-150	RPI 150+			
9- 21	0- 0	0- 0	OVERALL	0- 2	0- 4	9- 15			
6- 5	0- 0	0- 0	HOME	0- 1	0- 0	6- 4			
3- 15	0- 0	0- 0	AWAY	0- 1	0- 1	3- 5			
0- 1	0- 0	0- 0	NEUTRAL	0- 0	0- 0	0- 1			
0- 11	0- 0	0- 0	NON-CONFERENCE	0- 2	0- 4	0- 5			
0- 2	0- 0	0- 0	HOME	0- 1	0- 0	0- 1			
0- 8	0- 0	0- 0	AWAY	0- 1	0- 4	0- 3			
0- 1	0- 0	0- 0	NEUTRAL	0- 0	0- 0	0- 1			
9- 10	0- 0	0- 0	CONFERENCE	0- 0	0- 0	9- 10			
6- 3	0- 0	0- 0	HOME	0- 0	0- 0	6- 3			
3- 7	0- 0	0- 0	AWAY	0- 0	0- 0	3- 7			
0- 0	0- 0	0- 0	NEUTRAL	0- 0	0- 0	0- 0			

RPI S	Opponent	Score	RPI S	Opponent	Score	RPI S	Opponent	Score	RPI S	Opponent	Score	Team's RPI: 303
						81 A	Central Ark.	45 59	105 A	Southern Miss.	56 99	
						81 H	Central Ark.	57 71	109 A	Alabama	43 93	
									111 A	Texas Tech	37 90	
									123 A	Arizona	59 74	
									158 A	Texas Southern	45 64	
									158 H	Texas Southern	53 57	
									166 A	TCU	39 95	
									175 A	Houston	70 85	
									193 A	Grambling	63 86	
									193 H	Grambling	63 67	
									209 A	Alabama St.	54 72	
									209 H	Alabama St.	56 62	
									230 A	Southern U.	67 73	
									230 A	Southern U.	33 45	
									230 H	Southern U.	69 63	
									240 A	Grand Canyon	44 77	
									249 H	Jacksonville St.	66 70	
									266 A	Prairie View	60 69	
									266 H	Prairie View	62 55	
									267 N	Southeast Mo. St.	50 68	
									287 A	Ark.-Pine Bluff	56 61	
									287 H	Ark.-Pine Bluff	70 48	
									311 A	Mississippi Val.	68 60	
									311 H	Mississippi Val.	69 49	
									333 A	Jackson St.	70 53	
									333 H	Jackson St.	74 51	
LAST 12 Division I GAMES:												
230 A	Southern U.	67 73	209 H	Alabama St.	56 62							
267 N	Southeast Mo. St.	50 68	287 A	Ark.-Pine Bluff	56 61							
266 A	Prairie View	60 69	311 A	Mississippi Val.	68 60							
158 A	Texas Southern	45 64	193 H	Grambling	63 67							
230 A	Southern U.	33 45	333 H	Jackson St.	74 51							
349 H	Alabama A&M	71 42	230 H	Southern U.	69 63							

Non-Div I Games:

Alcorn

■ Loss,
 ■ Non-Conf,
 ■ S Site,
 ■ Home
 ■ A Away
 N Neutral

A
l
c
o
r
n

Alcorn
RPI S Opponent Score

Through Games Of April 2, 2017

RPI	S	Opponent	Score	
349	A	Alabama A&M	73	57
349	H	Alabama A&M	71	42

A
l
c
o
r
n

Alcorn

Average RPI Win: 236	WON-LOST	WINNING	LAST 10	STRENGTH OF	OPP. STRENGTH	TEAM	ADJ.	CONF.	ADJ CONF.
Average RPI Loss: 160	RECORD	PCT. RANK	GAMES	SCHEDULE	OF SCHEDULE	RPI	RPI	RPI	RPI
DIV. I ONLY	15- 16	174	5- 5	159	261	185	185	24	24
DIV. I NON-CONF.	3- 8	262	0- 0	127	206	239	239	25	25
TOTALS	RPI 1-25	RPI 26-50	W-L RECORDS	RPI 51-100	RPI 101-150	RPI 150+			
15- 16	0- 0	0- 1	OVERALL	2- 3	1- 4	12- 8			
10- 4	0- 0	0- 0	HOME	2- 0	1- 2	7- 2			
5- 10	0- 0	0- 1	AWAY	0- 3	0- 0	5- 5			
0- 2	0- 0	0- 0	NEUTRAL	0- 0	0- 1	0- 1			
3- 8	0- 0	0- 1	NON-CONFERENCE	1- 1	0- 3	2- 3			
2- 2	0- 0	0- 0	HOME	1- 0	0- 2	1- 0			
1- 4	0- 0	0- 1	AWAY	0- 1	0- 0	1- 2			
0- 2	0- 0	0- 0	NEUTRAL	0- 0	0- 1	0- 1			
12- 8	0- 0	0- 0	CONFERENCE	1- 2	1- 1	10- 5			
8- 2	0- 0	0- 0	HOME	1- 0	1- 0	6- 2			
4- 6	0- 0	0- 0	AWAY	0- 2	0- 1	4- 3			
0- 0	0- 0	0- 0	NEUTRAL	0- 0	0- 0	0- 0			

RPI 1-25	RPI 26-50	RPI 51-100	RPI 101+ Team's RPI: 185
RPI S Opponent Score	RPI S Opponent Score	RPI S Opponent Score	RPI S Opponent Score
	34 Michigan 33 82	57 Bucknell 57 69	113 Navy 44 60
		57 Bucknell 67 73	113 Navy 50 48
		57 Bucknell 59 47	124 William & Mary 34 48
		70 George Washington 66 61	140 Delaware 55 56
		82 Penn St. 65 70	149 N VCU 62 68
			160 Army West Point 51 53
			160 Army West Point 57 68
			171 La Salle 59 63
			187 Hofstra 67 72
			220 UMBC 70 53
			229 Boston U. 62 71
			229 Boston U. 57 51
			229 Boston U. 73 62
			257 N Georgia St. 58 59
			269 Loyola Maryland 60 45
			269 Loyola Maryland 66 59
			275 Colgate 73 62
			275 Colgate 68 57
			299 Lafayette 76 52
			299 Lafayette 75 45
			306 Lehigh 70 58
			306 Lehigh 68 51
			316 Holy Cross 46 51
			316 Holy Cross 60 61
			317 Youngstown St. 77 64
LAST 12 Division I GAMES:			
	57 Bucknell 57 69	299 Lafayette 75 45	
	229 Boston U. 57 51	160 Army West Point 57 68	
	113 Navy 44 60	229 Boston U. 62 71	
	269 Loyola Maryland 66 59	306 Lehigh 70 58	
	113 Navy 50 48	57 Bucknell 59 47	
	316 Holy Cross 46 51	275 Colgate 73 62	

Non-Div I Games:

American

Loss, Non-Conf, S Site, Home Away N Neutral

Average RPI Win:	262	WON-LOST	WINNING	LAST 10	STRENGTH OF	OPP. STRENGTH	TEAM	ADJ.	CONF.	ADJ CONF.
Average RPI Loss:	142	RECORD	PCT. RANK	GAMES	SCHEDULE	OF SCHEDULE	RPI	RPI	RPI	RPI
DIV. I ONLY	12- 19	237	4- 6	166	246	216	216	21	21	
DIV. I NON-CONF.	5- 6	183	0- 0	149	209	162	162	20	20	
TOTALS	RPI 1-25	RPI 26-50	W-L RECORDS	RPI 51-100	RPI 101-150	RPI 150+				
12- 19	0- 2	0- 1	OVERALL	0- 5	0- 3	12- 8				
5- 8	0- 0	0- 0	HOME	0- 2	0- 2	5- 4				
5- 10	0- 2	0- 1	AWAY	0- 2	0- 1	5- 4				
2- 1	0- 0	0- 0	NEUTRAL	0- 1	0- 0	2- 0				
5- 6	0- 2	0- 1	NON-CONFERENCE	0- 0	0- 1	5- 2				
2- 2	0- 0	0- 0	HOME	0- 0	0- 1	2- 1				
2- 4	0- 2	0- 1	AWAY	0- 0	0- 0	2- 1				
1- 0	0- 0	0- 0	NEUTRAL	0- 0	0- 0	1- 0				
7- 13	0- 0	0- 0	CONFERENCE	0- 5	0- 2	7- 6				
3- 6	0- 0	0- 0	HOME	0- 2	0- 1	3- 3				
3- 6	0- 0	0- 0	AWAY	0- 2	0- 1	3- 3				
1- 1	0- 0	0- 0	NEUTRAL	0- 1	0- 0	1- 0				

RPI 1-25				RPI 26-50				RPI 51-100				RPI 101+ Team's RPI: 216			
RPI	S	Opponent	Score	RPI	S	Opponent	Score	RPI	S	Opponent	Score	RPI	S	Opponent	Score
16	A	DePaul	58 99	45	A	Georgia Tech	52 81	52	A	Little Rock	55 67	101	A	Troy	77 86
18	A	Tennessee	66 92					52	H	Little Rock	69 77	126	H	Radford	54 57
								52	N	Little Rock	53 69	146	H	Louisiana	58 68
								97	A	UT Arlington	63 74	180	A	Texas St.	66 64
								97	H	UT Arlington	62 73	180	H	Texas St.	37 53
												195	H	UNC Asheville	81 51
												204	A	ETSU	71 68
												218	H	Col. of Charleston	62 65
												232	A	Richmond	46 55
												241	A	Liberty	66 57
												246	A	Ga. Southern	50 53
												246	H	Ga. Southern	73 48
												247	A	South Ala.	41 54
												256	A	Coastal Caro.	55 60
												256	H	Coastal Caro.	53 56
												256	N	Coastal Caro.	79 58
												257	A	Georgia St.	67 63
												257	H	Georgia St.	55 59
												280	H	N.C. A&T	71 58
												313	N	Gardner-Webb	72 67
												318	A	Arkansas St.	81 72
												318	H	Arkansas St.	76 50
												331	H	La.-Monroe	79 61
LAST 12 Division I GAMES:															
				52	N	Little Rock	53 69	101	A	Troy	77 86				
				256	N	Coastal Caro.	79 58	257	H	Georgia St.	55 59				
				256	H	Coastal Caro.	53 56	246	H	Ga. Southern	73 48				
				331	H	La.-Monroe	79 61	318	A	Arkansas St.	81 72				
				146	H	Louisiana	58 68	52	A	Little Rock	55 67				
				247	A	South Ala.	41 54	97	H	UT Arlington	62 73				

Non-Div I Games:

Appalachian St.

■ Loss,
■ Non-Conf, S Site,
■ Home
■ Away
N Neutral

Average RPI Win:	172	WON-LOST	WINNING	LAST 10	STRENGTH OF	OPP. STRENGTH	TEAM	ADJ.	CONF.	ADJ CONF.
Average RPI Loss:	48	RECORD	PCT. RANK	GAMES	SCHEDULE	OF SCHEDULE	RPI	RPI	RPI	RPI
DIV. I ONLY	14- 16	190	3- 7	65	29	123	123	1	1	
DIV. I NON-CONF.	9- 2	31	0- 0	313	312	130	130	1	1	
TOTALS	RPI 1-25	RPI 26-50	W-L RECORDS	RPI 51-100	RPI 101-150	RPI 150+				
14- 16	0- 9	1- 3	OVERALL	4- 2	1- 0	8- 2				
9- 7	0- 5	1- 1	HOME	2- 0	0- 0	6- 1				
5- 8	0- 3	0- 2	AWAY	2- 2	1- 0	2- 1				
0- 1	0- 1	0- 0	NEUTRAL	0- 0	0- 0	0- 0				
9- 2	0- 0	0- 0	NON-CONFERENCE	0- 0	1- 0	8- 2				
6- 1	0- 0	0- 0	HOME	0- 0	0- 0	6- 1				
3- 1	0- 0	0- 0	AWAY	0- 0	1- 0	2- 1				
0- 0	0- 0	0- 0	NEUTRAL	0- 0	0- 0	0- 0				
5- 14	0- 9	1- 3	CONFERENCE	4- 2	0- 0	0- 0				
3- 6	0- 5	1- 1	HOME	2- 0	0- 0	0- 0				
2- 7	0- 3	0- 2	AWAY	2- 2	0- 0	0- 0				
0- 1	0- 1	0- 0	NEUTRAL	0- 0	0- 0	0- 0				

RPI	S	Opponent	Score	RPI	S	Opponent	Score	RPI	S	Opponent	Score	RPI	S	Opponent	Score	Team's RPI: 123
5	A	Stanford	46 73	33	A	Arizona St.	54 67	64	A	Washington St.	70 62	133	A	New Mexico St.	74 63	
5	H	Stanford	55 77	33	H	Arizona St.	62 58	64	H	Washington St.	56 55	184	H	North Texas	58 62	
6	H	Oregon St.	57 65	48	A	California	60 71	78	A	Utah	81 70	191	A	Kansas	51 75	
8	A	UCLA	49 69	48	H	California	64 74	83	A	Colorado	56 65	193	H	Grambling	73 46	
8	H	UCLA	56 79					89	A	Southern California	54 58	194	H	Utah St.	61 57	
9	A	Washington	55 91					89	H	Southern California	67 62	197	A	George Mason	81 70	
9	H	Washington	73 90									212	H	Portland St.	75 52	
24	H	Oregon	65 79									224	H	San Diego	76 59	
24	N	Oregon	63 70									289	A	Southern Utah	77 65	
												303	H	Alcorn	74 59	
												337	H	Fla. Atlantic	77 67	
LAST 12 Division I GAMES:																
24	N	Oregon	63 70	9	A	Washington	55 91									
89	H	Southern California	67 62	6	H	Oregon St.	57 65									
8	H	UCLA	56 79	24	H	Oregon	65 79									
33	A	Arizona St.	54 67	8	A	UCLA	49 69									
33	H	Arizona St.	62 58	89	A	Southern California	54 58									
64	A	Washington St.	70 62	48	A	California	60 71									

Non-Div I Games:

Arizona

Average RPI Win:	110	WON-LOST	WINNING	LAST 10	STRENGTH OF	OPP. STRENGTH	TEAM	ADJ.	CONF.	ADJ CONF.
Average RPI Loss:	24	RECORD	PCT. RANK	GAMES	SCHEDULE	OF SCHEDULE	RPI	RPI	RPI	RPI
DIV. I ONLY	20- 13	111	5- 5	21	2	33	33	1	1	
DIV. I NON-CONF.	10- 3	44	1- 1	54	33	19	19	1	1	
TOTALS	RPI 1-25	RPI 26-50	W-L RECORDS	RPI 51-100	RPI 101-150	RPI 150+				
20- 13	2- 10	3- 1	OVERALL	9- 1	1- 1	5- 0				
11- 4	1- 4	1- 0	HOME	3- 0	1- 0	5- 0				
6- 7	1- 4	1- 1	AWAY	4- 1	0- 1	0- 0				
3- 2	0- 2	1- 0	NEUTRAL	2- 0	0- 0	0- 0				
10- 3	1- 2	1- 1	NON-CONFERENCE	3- 0	0- 0	5- 0				
6- 0	0- 0	0- 0	HOME	1- 0	0- 0	5- 0				
2- 2	1- 1	0- 1	AWAY	1- 0	0- 0	0- 0				
2- 1	0- 1	1- 0	NEUTRAL	1- 0	0- 0	0- 0				
10- 10	1- 8	2- 0	CONFERENCE	6- 1	1- 1	0- 0				
5- 4	1- 4	1- 0	HOME	2- 0	1- 0	0- 0				
4- 5	0- 3	1- 0	AWAY	3- 1	0- 1	0- 0				
1- 1	0- 1	0- 0	NEUTRAL	1- 0	0- 0	0- 0				

RPI 1-25				RPI 26-50				Team's RPI: 33				RPI 51-100				RPI 101+			
RPI	S	Opponent	Score	RPI	S	Opponent	Score	RPI	S	Opponent	Score	RPI	S	Opponent	Score	RPI	S	Opponent	Score
2	A	South Carolina	68 71	30	A	Marquette	63 75	62	N	St. John's (NY)	54 41	123	A	Arizona	58 62				
5	A	Stanford	56 66	43	N	Michigan St.	73 61	64	A	Washington St.	61 58	123	H	Arizona	67 54				
5	H	Stanford	57 64	48	A	California	54 45	64	H	Washington St.	68 49	162	H	Oral Roberts	79 52				
6	H	Oregon St.	45 54	48	H	California	72 62	75	A	Middle Tenn.	69 48	206	H	San Jose St.	82 37				
8	A	UCLA	60 69					78	A	Utah	66 44	229	H	Boston U.	71 42				
8	H	UCLA	52 55					78	N	Utah	72 54	308	H	Illinois St.	76 40				
8	N	UCLA	68 77					83	A	Colorado	71 52	316	H	Holy Cross	63 33				
9	A	Washington	57 70					85	H	Florida	69 63								
9	H	Washington	54 65					89	A	Southern California	50 65								
14	A	Kentucky	73 71					89	H	Southern California	69 62								
15	N	Maryland	42 83																
24	H	Oregon	68 63																
LAST 12 Division I GAMES:																			
2	A	South Carolina	68 71	123	H	Arizona	67 54												
43	N	Michigan St.	73 61	123	A	Arizona	58 62												
8	N	UCLA	68 77	9	A	Washington	57 70												
78	N	Utah	72 54	64	A	Washington St.	61 58												
8	H	UCLA	52 55	24	H	Oregon	68 63												
89	H	Southern California	69 62	6	H	Oregon St.	45 54												

Non-Div I Games:

Arizona St.

■ Loss,
■ Non-Conf,
■ S Site,
■ H Home
■ A Away
N Neutral

Average RPI Win:	268	WON-LOST	WINNING	LAST 10	STRENGTH OF	OPP. STRENGTH	TEAM	ADJ.	CONF.	ADJ CONF.
Average RPI Loss:	211	RECORD	PCT. RANK	GAMES	SCHEDULE	OF SCHEDULE	RPI	RPI	RPI	RPI
DIV. I ONLY	10- 18	254	5- 5	313	328	287	287	30	30	
DIV. I NON-CONF.	1- 8	314	0- 0	141	224	293	293	30	30	
TOTALS	RPI 1-25	RPI 26-50	W-L RECORDS	RPI 51-100	RPI 101-150	RPI 150+				
10- 18	0- 1	0- 1	OVERALL	0- 0	0- 1	10- 15				
5- 5	0- 0	0- 0	HOME	0- 0	0- 0	5- 5				
4- 12	0- 1	0- 1	AWAY	0- 0	0- 1	4- 9				
1- 1	0- 0	0- 0	NEUTRAL	0- 0	0- 0	1- 1				
1- 8	0- 1	0- 1	NON-CONFERENCE	0- 0	0- 1	1- 5				
0- 1	0- 0	0- 0	HOME	0- 0	0- 0	0- 1				
0- 6	0- 1	0- 1	AWAY	0- 0	0- 1	0- 3				
1- 1	0- 0	0- 0	NEUTRAL	0- 0	0- 0	1- 1				
9- 10	0- 0	0- 0	CONFERENCE	0- 0	0- 0	9- 10				
5- 4	0- 0	0- 0	HOME	0- 0	0- 0	5- 4				
4- 6	0- 0	0- 0	AWAY	0- 0	0- 0	4- 6				
0- 0	0- 0	0- 0	NEUTRAL	0- 0	0- 0	0- 0				

RPI 1-25				RPI 26-50				RPI 51-100				RPI 101+ Team's RPI: 287			
RPI	S	Opponent	Score	RPI	S	Opponent	Score	RPI	S	Opponent	Score	RPI	S	Opponent	Score
6	A	Oregon St.	40 73	44	A	South Dakota St.	45 103					125	A	Ball St.	60 88
												158	A	Texas Southern	71 60
												158	H	Texas Southern	49 45
												182	A	Cincinnati	42 72
												193	A	Grambling	54 56
												193	H	Grambling	58 68
												200	N	Campbell	31 51
												203	A	Xavier	41 62
												208	A	Illinois	58 70
												209	A	Alabama St.	52 51
												209	A	Alabama St.	46 48
												209	H	Alabama St.	62 74
												230	A	Southern U.	50 67
												230	H	Southern U.	63 59
												263	H	Austin Peay	55 69
												266	A	Prairie View	57 62
												266	H	Prairie View	64 47
												303	A	Alcorn	48 70
												303	H	Alcorn	61 56
												311	A	Mississippi Val.	54 57
												311	H	Mississippi Val.	63 73
												329	N	Morgan St.	53 44
												333	A	Jackson St.	78 71
												333	H	Jackson St.	56 80
												349	A	Alabama A&M	65 55
												349	H	Alabama A&M	61 57
LAST 12 Division I GAMES:															
209	A	Alabama St.	46 48	303	H	Alcorn	61 56								
311	A	Mississippi Val.	54 57	230	H	Southern U.	63 59								
333	H	Jackson St.	56 80	349	A	Alabama A&M	65 55								
193	H	Grambling	58 68	209	A	Alabama St.	52 51								
266	A	Prairie View	57 62	333	A	Jackson St.	78 71								
158	A	Texas Southern	71 60	193	A	Grambling	54 56								

Non-Div I Games: Philander Smith 88 65 Tougaloo 71 60

Ark.-Pine Bluff

Loss, Non-Conf, S Site, H Home A Away N Neutral

Arkansas

Through Games Of April 2, 2017

Average RPI Win:	195	WON-LOST	WINNING	LAST 10	STRENGTH OF	OPP. STRENGTH	TEAM	ADJ.	CONF.	ADJ CONF.
Average RPI Loss:	63	RECORD	PCT. RANK	GAMES	SCHEDULE	OF SCHEDULE	RPI	RPI	RPI	RPI
DIV. I ONLY	13- 17	210	0- 10	111	47	174	174	2	2	
DIV. I NON-CONF.	11- 2	21	0- 0	307	226	115	115	2	2	
TOTALS	RPI 1-25	RPI 26-50	W-L RECORDS	RPI 51-100	RPI 101-150	RPI 150+				
13- 17	0- 7	0- 3	OVERALL	1- 3	6- 2	6- 2				
9- 8	0- 4	0- 2	HOME	1- 1	3- 0	5- 1				
2- 8	0- 3	0- 1	AWAY	0- 1	2- 2	0- 1				
2- 1	0- 0	0- 0	NEUTRAL	0- 1	1- 0	1- 0				
11- 2	0- 0	0- 0	NON-CONFERENCE	1- 0	4- 0	6- 2				
8- 1	0- 0	0- 0	HOME	1- 0	2- 0	5- 1				
1- 1	0- 0	0- 0	AWAY	0- 0	1- 0	0- 1				
2- 0	0- 0	0- 0	NEUTRAL	0- 0	1- 0	1- 0				
2- 15	0- 7	0- 3	CONFERENCE	0- 3	2- 2	0- 0				
1- 7	0- 4	0- 2	HOME	0- 1	1- 0	0- 0				
1- 7	0- 3	0- 1	AWAY	0- 1	1- 2	0- 0				
0- 1	0- 0	0- 0	NEUTRAL	0- 1	0- 0	0- 0				

RPI S	Opponent	Score	RPI S	Opponent	Score	RPI S	Opponent	Score	RPI S	Opponent	Score	Team's RPI: 174
2	H South Carolina	49 79	40	A LSU	46 53	80	H South Dakota	70 67	109	A Alabama	68 50	
4	H Mississippi St.	51 59	40	H LSU	52 53	85	A Florida	53 57	111	H Texas Tech	66 60	
14	H Kentucky	62 69	50	H Auburn	64 70	85	N Florida	61 71	112	A Vanderbilt	64 66	
18	A Tennessee	46 59				87	H Georgia	66 69	112	H Vanderbilt	59 56	
22	A Missouri	56 67							113	N Navy	70 67	
22	H Missouri	46 60							117	H Stetson	79 62	
23	A Texas A&M	65 90							131	A Ole Miss	64 73	
									150	A Tulsa	57 50	
									162	H Oral Roberts	60 70	
									167	A Missouri St.	62 64	
									168	N Memphis	91 61	
									258	H Butler	68 50	
									305	H Northwestern St.	65 36	
									331	H La.-Monroe	92 46	
									338	H Houston Baptist	101 40	
									340	H Sam Houston St.	71 39	
LAST 12 Division I GAMES:												
85	N Florida	61 71	85	A Florida	53 57							
50	H Auburn	64 70	2	H South Carolina	49 79							
112	A Vanderbilt	64 66	87	H Georgia	66 69							
18	A Tennessee	46 59	40	A LSU	46 53							
14	H Kentucky	62 69	22	H Missouri	46 60							
22	A Missouri	56 67	112	H Vanderbilt	59 56							

Non-Div I Games:

Arkansas

■ Loss,
 ■ Non-Conf, S Site,
 ■ Home
 ■ Away
 N Neutral

Average RPI Win: 251	WON-LOST	WINNING	LAST 10	STRENGTH OF	OPP. STRENGTH	TEAM	ADJ.	CONF.	ADJ CONF.
Average RPI Loss: 161	RECORD	PCT. RANK	GAMES	SCHEDULE	OF SCHEDULE	RPI	RPI	RPI	RPI
DIV. I ONLY	7- 25	314	2- 8	258	164	318	318	21	21
DIV. I NON-CONF.	2- 10	305	0- 0	272	74	314	314	20	20
TOTALS	RPI 1-25	RPI 26-50	W-L RECORDS	RPI 51-100	RPI 101-150	RPI 150+			
7- 25	0- 0	0- 2	OVERALL	0- 6	1- 5	6- 12			
5- 7	0- 0	0- 1	HOME	0- 2	1- 2	4- 2			
0- 15	0- 0	0- 0	AWAY	0- 4	0- 2	0- 9			
2- 3	0- 0	0- 1	NEUTRAL	0- 0	0- 1	2- 1			
2- 10	0- 0	0- 2	NON-CONFERENCE	0- 3	1- 0	1- 5			
1- 2	0- 0	0- 1	HOME	0- 1	1- 0	0- 0			
0- 6	0- 0	0- 0	AWAY	0- 2	0- 0	0- 4			
1- 2	0- 0	0- 1	NEUTRAL	0- 0	0- 0	1- 1			
5- 15	0- 0	0- 0	CONFERENCE	0- 3	0- 5	5- 7			
4- 5	0- 0	0- 0	HOME	0- 1	0- 2	4- 2			
0- 9	0- 0	0- 0	AWAY	0- 2	0- 2	0- 5			
1- 1	0- 0	0- 0	NEUTRAL	0- 0	0- 1	1- 0			

RPI 1-25			RPI 26-50			RPI 51-100			RPI 101+			Team's RPI: 318			
RPI	S	Opponent	Score	RPI	S	Opponent	Score	RPI	S	Opponent	Score				
				35	H	South Fla.	59 78	52	A	Little Rock	59 73	101	A	Troy	77 90
				48	N	California	55 80	52	H	Little Rock	35 60	101	H	Troy	75 83
								71	A	Iowa St.	53 105	101	N	Troy	72 105
								85	H	Florida	60 71	146	A	Louisiana	60 72
								92	A	Oklahoma St.	34 76	146	H	Louisiana	72 80
								97	A	UT Arlington	58 69	150	H	Tulsa	83 80
												178	A	Wichita St.	51 69
												180	A	Texas St.	43 63
												216	A	Appalachian St.	50 76
												216	H	Appalachian St.	72 81
												223	A	UT Martin	63 68
												246	H	Ga. Southern	76 84
												246	N	Ga. Southern	61 54
												247	A	South Ala.	49 71
												247	H	South Ala.	56 53
												255	A	Tennessee St.	66 76
												256	A	Coastal Caro.	55 57
												256	H	Coastal Caro.	60 52
												257	H	Georgia St.	59 57
												263	A	Austin Peay	55 62
												273	N	Kennesaw St.	70 67
												294	N	Northern Ky.	78 83
												331	A	La.-Monroe	51 59
												331	H	La.-Monroe	71 56
LAST 12 Division I GAMES:															
				101	N	Troy	72 105	52	H	Little Rock	35 60				
				246	N	Ga. Southern	61 54	97	A	UT Arlington	58 69				
				247	A	South Ala.	49 71	180	A	Texas St.	43 63				
				101	A	Troy	77 90	216	H	Appalachian St.	72 81				
				246	H	Ga. Southern	76 84	256	H	Coastal Caro.	60 52				
				257	H	Georgia St.	59 57	331	A	La.-Monroe	51 59				

Non-Div I Games:

Arkansas St.

■ Loss,
 ■ Non-Conf,
 ■ S Site,
 ■ H Home
 ■ A Away
 N Neutral

Army West Point

Through Games Of April 2, 2017

Average RPI Win:	271	WON-LOST	WINNING	LAST 10	STRENGTH OF	OPP. STRENGTH	TEAM	ADJ.	CONF.	ADJ CONF.
Average RPI Loss:	125	RECORD	PCT. RANK	GAMES	SCHEDULE	OF SCHEDULE	RPI	RPI	RPI	RPI
DIV. I ONLY	21- 9	57	7- 3	327	270	160	160	24	24	
DIV. I NON-CONF.	8- 2	35	0- 0	344	282	144	144	25	25	
TOTALS	RPI 1-25	RPI 26-50	W-L RECORDS	RPI 51-100	RPI 101-150	RPI 150+				
21- 9	0- 0	0- 0	OVERALL	0- 4	2- 3	19- 2				
12- 3	0- 0	0- 0	HOME	0- 1	1- 1	11- 1				
9- 5	0- 0	0- 0	AWAY	0- 3	1- 1	8- 1				
0- 1	0- 0	0- 0	NEUTRAL	0- 0	0- 1	0- 0				
8- 2	0- 0	0- 0	NON-CONFERENCE	0- 2	2- 0	6- 0				
5- 0	0- 0	0- 0	HOME	0- 0	1- 0	4- 0				
3- 2	0- 0	0- 0	AWAY	0- 2	1- 0	2- 0				
0- 0	0- 0	0- 0	NEUTRAL	0- 0	0- 0	0- 0				
13- 7	0- 0	0- 0	CONFERENCE	0- 2	0- 3	13- 2				
7- 3	0- 0	0- 0	HOME	0- 1	0- 1	7- 1				
6- 3	0- 0	0- 0	AWAY	0- 1	0- 1	6- 1				
0- 1	0- 0	0- 0	NEUTRAL	0- 0	0- 1	0- 0				

RPI S	Opponent	Score	RPI S	Opponent	Score	RPI S	Opponent	Score	RPI S	Opponent	Score	Team's RPI: 160
						57	A Bucknell	62 68	113	A Navy	62 67	
						57	H Bucknell	56 60	113	H Navy	58 63	
						72	A Minnesota	52 70	113	N Navy	53 54	
						100	A Albany (NY)	59 65	136	H Yale	59 55	
									140	A Delaware	61 47	
									185	A American	68 57	
									185	H American	53 51	
									222	A Dartmouth	68 60	
									229	A Boston U.	64 52	
									229	H Boston U.	62 66	
									269	A Loyola Maryland	62 71	
									269	H Loyola Maryland	67 48	
									275	A Colgate	76 69	
									275	H Colgate	83 76	
									275	H Colgate	57 47	
									299	A Lafayette	63 55	
									299	H Lafayette	76 73	
									306	A Lehigh	75 71	
									306	H Lehigh	70 52	
									316	A Holy Cross	67 59	
									316	H Holy Cross	60 41	
									322	H Air Force	75 47	
									323	H St. Francis Brooklyn	69 46	
									336	A LIU Brooklyn	68 47	
									339	H Fairleigh Dickinson	86 58	
									341	H Wagner	85 40	
LAST 12 Division I GAMES:												
			113	N Navy	53 54	316	H Holy Cross	60 41				
			275	H Colgate	83 76	185	A American	68 57				
			229	H Boston U.	62 66	275	H Colgate	57 47				
			306	H Lehigh	70 52	269	H Loyola Maryland	67 48				
			229	A Boston U.	64 52	299	A Lafayette	63 55				
			113	A Navy	62 67	57	A Bucknell	62 68				

Non-Div I Games: Mercy 90 48

Army West Point

Loss, Non-Conf, S Site, H Home A Away N Neutral

Average RPI Win: 129		WON-LOST	WINNING	LAST 10	STRENGTH OF	OPP. STRENGTH	TEAM	ADJ.	CONF.	ADJ CONF.
Average RPI Loss: 49		RECORD	PCT. RANK	GAMES	SCHEDULE	OF SCHEDULE	RPI	RPI	RPI	RPI
DIV. I ONLY		17- 15	152	2- 8	20	42	50	50	2	2
DIV. I NON-CONF.		10- 5	85	0- 1	41	95	42	42	2	2
TOTALS		RPI 1-25	RPI 26-50	W-L RECORDS	RPI 51-100	RPI 101-150	RPI 150+			
17- 15	1- 6		3- 3	OVERALL	1- 4	7- 2	5- 0			
7- 6	1- 3		2- 0	HOME	0- 2	3- 1	1- 0			
7- 6	0- 3		0- 1	AWAY	1- 1	3- 1	3- 0			
3- 3	0- 0		1- 2	NEUTRAL	0- 1	1- 0	1- 0			
10- 5	0- 0		2- 3	NON-CONFERENCE	0- 2	4- 0	4- 0			
4- 1	0- 0		1- 0	HOME	0- 1	2- 0	1- 0			
3- 2	0- 0		0- 1	AWAY	0- 1	1- 0	2- 0			
3- 2	0- 0		1- 2	NEUTRAL	0- 0	1- 0	1- 0			
7- 10	1- 6		1- 0	CONFERENCE	1- 2	3- 2	1- 0			
3- 5	1- 3		1- 0	HOME	0- 1	1- 1	0- 0			
4- 4	0- 3		0- 0	AWAY	1- 0	2- 1	1- 0			
0- 1	0- 0		0- 0	NEUTRAL	0- 1	0- 0	0- 0			

RPI 1-25				RPI 26-50				RPI 51-100				RPI 101+			
RPI	S	Opponent	Score	RPI	S	Opponent	Score	RPI	S	Opponent	Score	RPI	S	Opponent	Score
2	A	South Carolina	41 60	26	A	Kansas St.	66 71	74	A	Tulane	59 61	101	H	Troy	61 52
2	H	South Carolina	47 73	28	N	Drake	85 80	77	H	Virginia Tech	87 92	104	H	Jacksonville	53 41
4	H	Mississippi St.	47 77	36	N	North Carolina St.	48 62	85	A	Florida	82 75	109	A	Alabama	66 55
14	H	Kentucky	60 64	37	N	West Virginia	52 56	87	H	Georgia	51 57	109	H	Alabama	61 63
18	H	Tennessee	79 61	40	H	LSU	54 49	87	N	Georgia	52 56	112	A	Vanderbilt	64 59
22	A	Missouri	53 68	49	H	Indiana	71 67					125	N	Ball St.	54 40
23	A	Texas A&M	61 66									131	A	Ole Miss	59 63
												131	H	Ole Miss	83 60
												139	A	Louisiana Tech	76 66
												172	A	East Carolina	61 52
												174	A	Arkansas	70 64
												231	N	Marist	52 51
												280	A	N.C. A&T	68 36
												293	H	Savannah St.	75 46
LAST 12 Division I GAMES:															
				36	N	North Carolina St.	48 62	87	H	Georgia	51 57				
				87	N	Georgia	52 56	2	A	South Carolina	41 60				
				174	A	Arkansas	70 64	23	A	Texas A&M	61 66				
				40	H	LSU	54 49	4	H	Mississippi St.	47 77				
				109	H	Alabama	61 63	109	A	Alabama	66 55				
				131	A	Ole Miss	59 63	22	A	Missouri	53 68				

Non-Div I Games:

Auburn

■ Loss, ■ Non-Conf, S Site, H Home A Away N Neutral

Average RPI Win:	262	WON-LOST	WINNING	LAST 10	STRENGTH OF	OPP. STRENGTH	TEAM	ADJ.	CONF.	ADJ CONF.
Average RPI Loss:	190	RECORD	PCT. RANK	GAMES	SCHEDULE	OF SCHEDULE	RPI	RPI	RPI	RPI
DIV. I ONLY	12- 16	216	4- 6	299	279	263	263	26	26	
DIV. I NON-CONF.	4- 7	221	0- 0	245	256	260	260	26	26	
TOTALS	RPI 1-25	RPI 26-50	W-L RECORDS	RPI 51-100	RPI 101-150	RPI 150+				
12- 16	0- 0	0- 1	OVERALL	0- 3	0- 1	12- 11				
8- 5	0- 0	0- 1	HOME	0- 1	0- 0	8- 3				
4- 9	0- 0	0- 0	AWAY	0- 2	0- 1	4- 6				
0- 2	0- 0	0- 0	NEUTRAL	0- 0	0- 0	0- 2				
4- 7	0- 0	0- 1	NON-CONFERENCE	0- 2	0- 1	4- 3				
3- 2	0- 0	0- 1	HOME	0- 0	0- 0	3- 1				
1- 4	0- 0	0- 0	AWAY	0- 2	0- 1	1- 1				
0- 1	0- 0	0- 0	NEUTRAL	0- 0	0- 0	0- 1				
8- 9	0- 0	0- 0	CONFERENCE	0- 1	0- 0	8- 8				
5- 3	0- 0	0- 0	HOME	0- 1	0- 0	5- 2				
3- 5	0- 0	0- 0	AWAY	0- 0	0- 0	3- 5				
0- 1	0- 0	0- 0	NEUTRAL	0- 0	0- 0	0- 1				

RPI S	Opponent	Score	RPI S	Opponent	Score	RPI S	Opponent	Score	RPI S	Opponent	Score	Team's RPI: 263
38	H Western Ky.	65 85	58	H Belmont	71 80	131	A Ole Miss	38 66				
			75	A Middle Tenn.	51 82	177	H Morehead St.	71 81				
			94	A UCF	43 61	204	H ETSU	77 74				
						210	A SIUE	69 76				
						210	H SIUE	85 62				
						223	A UT Martin	80 83				
						223	H UT Martin	85 60				
						223	N UT Martin	43 59				
						233	A Evansville	54 68				
						248	N St. Bonaventure	57 58				
						249	A Jacksonville St.	45 65				
						251	H Miami (OH)	58 73				
						255	H Tennessee St.	79 63				
						264	A Murray St.	62 67				
						264	H Murray St.	75 63				
						267	A Southeast Mo. St.	74 64				
						267	H Southeast Mo. St.	84 74				
						271	A Eastern Ky.	71 80				
						273	H Kennesaw St.	68 49				
						281	A Tennessee Tech	87 84				
						287	A Ark.-Pine Bluff	69 55				
						297	A Eastern Ill.	69 59				
						297	H Eastern Ill.	73 78				
						318	H Arkansas St.	62 55				
LAST 12 Division I GAMES:												
223	N	UT Martin	43	59	255	H	Tennessee St.	79	63			
267	A	Southeast Mo. St.	74	64	271	A	Eastern Ky.	71	80			
223	H	UT Martin	85	60	267	H	Southeast Mo. St.	84	74			
297	H	Eastern Ill.	73	78	223	A	UT Martin	80	83			
210	A	SIUE	69	76	264	H	Murray St.	75	63			
264	A	Murray St.	62	67	297	A	Eastern Ill.	69	59			

Non-Div I Games: Trevecca Nazarene 69 51 Christian Bros. 76 57

Austin Peay

■ Loss,
 ■ Non-Conf, S Site,
 ■ Home
 ■ Away
 N Neutral

Average RPI Win:	209	WON-LOST	WINNING	LAST 10	STRENGTH OF	OPP. STRENGTH	TEAM	ADJ.	CONF.	ADJ CONF.
Average RPI Loss:	89	RECORD	PCT. RANK	GAMES	SCHEDULE	OF SCHEDULE	RPI	RPI	RPI	RPI
DIV. I ONLY	20- 12	102	7- 3	147	99	110	110	15	15	
DIV. I NON-CONF.	6- 6	164	0- 1	97	10	114	114	13	13	
TOTALS	RPI 1-25	RPI 26-50	W-L RECORDS	RPI 51-100	RPI 101-150	RPI 150+				
20- 12	0- 3	0- 0	OVERALL	1- 4	5- 3	14- 2				
10- 3	0- 2	0- 0	HOME	1- 1	2- 0	7- 0				
6- 7	0- 0	0- 0	AWAY	0- 3	0- 2	6- 2				
4- 2	0- 1	0- 0	NEUTRAL	0- 0	3- 1	1- 0				
6- 6	0- 3	0- 0	NON-CONFERENCE	0- 3	3- 0	3- 0				
1- 3	0- 2	0- 0	HOME	0- 1	0- 0	1- 0				
2- 2	0- 0	0- 0	AWAY	0- 2	0- 0	2- 0				
3- 1	0- 1	0- 0	NEUTRAL	0- 0	3- 0	0- 0				
14- 6	0- 0	0- 0	CONFERENCE	1- 1	2- 3	11- 2				
9- 0	0- 0	0- 0	HOME	1- 0	2- 0	6- 0				
4- 5	0- 0	0- 0	AWAY	0- 1	0- 2	4- 2				
1- 1	0- 0	0- 0	NEUTRAL	0- 0	0- 1	1- 0				

RPI 1-25				RPI 26-50				RPI 51-100				RPI 101+ Team's RPI: 110			
RPI	S	Opponent	Score	RPI	S	Opponent	Score	RPI	S	Opponent	Score	RPI	S	Opponent	Score
6	N	Oregon St.	56 65					64	H	Washington St.	64 72	114	A	Saint Mary's (CA)	58 64
9	H	Washington	70 82					67	A	Gonzaga	52 87	114	H	Saint Mary's (CA)	70 65
20	H	Oklahoma	61 68					67	H	Gonzaga	71 63	114	N	Saint Mary's (CA)	49 59
								78	A	Utah	60 77	116	N	UNLV	63 54
								87	A	Georgia	51 81	122	N	Saint Joseph's	71 56
												143	A	San Francisco	63 70
												143	H	San Francisco	73 61
												150	N	Tulsa	71 56
												163	A	Santa Clara	63 64
												163	H	Santa Clara	72 66
												194	A	Utah St.	60 40
												205	A	Loyola Marymount	74 77
												205	H	Loyola Marymount	76 59
												224	A	San Diego	65 47
												224	H	San Diego	81 63
												224	N	San Diego	75 66
												237	H	Weber St.	73 64
												245	A	Pacific	68 55
												245	H	Pacific	68 50
												277	A	Portland	77 38
												277	H	Portland	73 60
												314	A	Pepperdine	73 47
												314	H	Pepperdine	88 49
												332	A	Utah Valley	68 50
LAST 12 Division I GAMES:															
				64	H	Washington St.	64 72	224	A	San Diego	65 47				
				114	N	Saint Mary's (CA)	49 59	143	H	San Francisco	73 61				
				224	N	San Diego	75 66	314	H	Pepperdine	88 49				
				67	H	Gonzaga	71 63	277	A	Portland	77 38				
				277	H	Portland	73 60	67	A	Gonzaga	52 87				
				114	A	Saint Mary's (CA)	58 64	205	A	Loyola Marymount	74 77				

Non-Div I Games:

BYU

■ Loss,
 ■ Non-Conf,
 ■ S Site,
 ■ H Home
 ■ A Away
 N Neutral

Average RPI Win:	206	WON-LOST	WINNING	LAST 10	STRENGTH OF	OPP. STRENGTH	TEAM	ADJ.	CONF.	ADJ CONF.
Average RPI Loss:	94	RECORD	PCT. RANK	GAMES	SCHEDULE	OF SCHEDULE	RPI	RPI	RPI	RPI
DIV. I ONLY	20- 11	92	6- 4	185	106	125	125	10	10	
DIV. I NON-CONF.	6- 6	164	0- 1	299	124	221	221	10	10	
TOTALS	RPI 1-25	RPI 26-50	W-L RECORDS	RPI 51-100	RPI 101-150	RPI 150+				
20- 11	0- 0	0- 4	OVERALL	4- 4	1- 1	15- 2				
9- 5	0- 0	0- 1	HOME	2- 3	0- 0	7- 1				
10- 3	0- 0	0- 2	AWAY	2- 1	1- 0	7- 0				
1- 3	0- 0	0- 1	NEUTRAL	0- 0	0- 1	1- 1				
6- 6	0- 0	0- 4	NON-CONFERENCE	0- 0	0- 0	6- 2				
3- 2	0- 0	0- 1	HOME	0- 0	0- 0	3- 1				
2- 2	0- 0	0- 2	AWAY	0- 0	0- 0	2- 0				
1- 2	0- 0	0- 1	NEUTRAL	0- 0	0- 0	1- 1				
14- 5	0- 0	0- 0	CONFERENCE	4- 4	1- 1	9- 0				
6- 3	0- 0	0- 0	HOME	2- 3	0- 0	4- 0				
8- 1	0- 0	0- 0	AWAY	2- 1	1- 0	5- 0				
0- 1	0- 0	0- 0	NEUTRAL	0- 0	0- 1	0- 0				

RPI	S	Opponent	Score	RPI	S	Opponent	Score	RPI	S	Opponent	Score	RPI	S	Opponent	Score	Team's RPI: 125
38	A	Western Ky.	61	68	54	A	Central Mich.	92	101	106	A	Buffalo	89	75		
46	H	Purdue	42	58	54	H	Central Mich.	81	73	106	N	Buffalo	65	69		
49	A	Indiana	58	71	55	A	Toledo	51	45	155	A	Oakland	66	59		
50	N	Auburn	40	54	55	H	Toledo	66	76	164	A	Western Mich.	83	72		
					79	H	Ohio	68	72	164	H	Western Mich.	61	56		
					86	A	Northern Ill.	92	84	172	N	East Carolina	69	82		
					86	H	Northern Ill.	96	101	233	H	Evansville	84	49		
					99	H	Kent St.	71	47	242	A	Akron	90	63		
										242	H	Akron	80	70		
										251	A	Miami (OH)	81	60		
										258	A	Butler	74	50		
										260	A	Bowling Green	75	53		
										260	H	Bowling Green	91	70		
										280	N	N.C. A&T	76	57		
										285	A	Eastern Mich.	64	54		
										285	H	Eastern Mich.	78	49		
										287	H	Ark.-Pine Bluff	88	60		
										304	H	Lipscomb	74	78		
										344	H	Chicago St.	88	53		
LAST 12 Division I GAMES:																
49	A	Indiana	58	71	86	A	Northern Ill.	92	84							
106	N	Buffalo	65	69	79	H	Ohio	68	72							
55	H	Toledo	66	76	260	H	Bowling Green	91	70							
285	A	Eastern Mich.	64	54	251	A	Miami (OH)	81	60							
54	H	Central Mich.	81	73	242	A	Akron	90	63							
164	A	Western Mich.	83	72	86	H	Northern Ill.	96	101							

Non-Div I Games: Urbana 93 49

Ball St.

■ Loss,
 ■ Non-Conf,
 ■ S Site,
 ■ Home
 ■ A Away
 N Neutral

Average RPI Win: 108	WON-LOST	WINNING	LAST 10	STRENGTH OF	OPP. STRENGTH	TEAM	ADJ.	CONF.	ADJ CONF.
Average RPI Loss: 14	RECORD	PCT. RANK	GAMES	SCHEDULE	OF SCHEDULE	RPI	RPI	RPI	RPI
DIV. I ONLY	33- 4	3	8- 2	28	20	7	7	4	4
DIV. I NON-CONF.	14- 2	11	3- 1	43	28	10	10	3	3
TOTALS	RPI 1-25	RPI 26-50	W-L RECORDS	RPI 51-100	RPI 101-150	RPI 150+			
33- 4	8- 3	6- 1	OVERALL	5- 0	4- 0	10- 0			
17- 1	2- 1	3- 0	HOME	2- 0	2- 0	8- 0			
10- 1	3- 1	2- 0	AWAY	2- 0	1- 0	2- 0			
6- 2	3- 1	1- 1	NEUTRAL	1- 0	1- 0	0- 0			
14- 2	5- 2	1- 0	NON-CONFERENCE	1- 0	1- 0	6- 0			
9- 0	1- 0	1- 0	HOME	0- 0	1- 0	6- 0			
1- 1	1- 1	0- 0	AWAY	0- 0	0- 0	0- 0			
4- 1	3- 1	0- 0	NEUTRAL	1- 0	0- 0	0- 0			
19- 2	3- 1	5- 1	CONFERENCE	4- 0	3- 0	4- 0			
8- 1	1- 1	2- 0	HOME	2- 0	1- 0	2- 0			
9- 0	2- 0	2- 0	AWAY	2- 0	1- 0	2- 0			
2- 1	0- 0	1- 1	NEUTRAL	0- 0	1- 0	0- 0			

RPI	S	Opponent	Score	RPI	S	Opponent	Score	RPI	S	Opponent	Score	RPI	S	Opponent	Score
1	A	UConn	61 72	26	A	Kansas St.	91 49	71	A	Iowa St.	83 52	103	H	Abilene Christian	79 34
4	N	Mississippi St.	85 94	26	H	Kansas St.	87 57	71	H	Iowa St.	68 42	111	A	Texas Tech	79 61
8	H	UCLA	84 70	26	N	Kansas St.	88 71	92	A	Oklahoma St.	86 50	111	H	Texas Tech	86 48
12	N	Louisville	97 63	37	A	West Virginia	91 56	92	H	Oklahoma St.	89 67	111	N	Texas Tech	95 63
13	A	Texas	70 67	37	H	West Virginia	79 73	99	N	Kent St.	84 42	158	H	Texas Southern	119 30
13	H	Texas	79 85	37	N	West Virginia	66 77					166	A	TCU	91 73
16	N	DePaul	104 72	48	H	California	86 46					166	H	TCU	77 54
18	A	Tennessee	88 66									180	H	Texas St.	90 24
19	N	Ohio St.	85 68									191	A	Kansas	92 43
20	A	Oklahoma	103 64									191	H	Kansas	90 43
20	H	Oklahoma	92 58									311	H	Mississippi Val.	101 36
												330	H	Southeastern La.	109 38
												338	H	Houston Baptist	118 43
												345	H	Winthrop	140 32
LAST 12 Division I GAMES:															
		4 N Mississippi St.	85 94			111 N Texas Tech	95 63								
		12 N Louisville	97 63			20 A Oklahoma	103 64								
		48 H California	86 46			111 H Texas Tech	86 48								
		158 H Texas Southern	119 30			13 A Texas	70 67								
		37 N West Virginia	66 77			92 H Oklahoma St.	89 67								
		26 N Kansas St.	88 71			166 A TCU	91 73								

Non-Div I Games:

Baylor

Belmont

Through Games Of April 2, 2017

Average RPI Win:	242	WON-LOST	WINNING	LAST 10	STRENGTH OF	OPP. STRENGTH	TEAM	ADJ.	CONF.	ADJ CONF.
Average RPI Loss:	64	RECORD	PCT. RANK	GAMES	SCHEDULE	OF SCHEDULE	RPI	RPI	RPI	RPI
DIV. I ONLY	26- 6	15	9- 1	218	216	58	58	26	26	
DIV. I NON-CONF.	7- 6	153	0- 1	144	62	93	93	26	26	
TOTALS	RPI 1-25	RPI 26-50	W-L RECORDS	RPI 51-100	RPI 101-150	RPI 150+				
26- 6	0- 2	0- 1	OVERALL	1- 1	0- 1	25- 1				
10- 1	0- 0	0- 1	HOME	1- 0	0- 0	9- 0				
13- 4	0- 2	0- 0	AWAY	0- 1	0- 1	13- 0				
3- 1	0- 0	0- 0	NEUTRAL	0- 0	0- 0	3- 1				
7- 6	0- 2	0- 1	NON-CONFERENCE	1- 1	0- 1	6- 1				
2- 1	0- 0	0- 1	HOME	1- 0	0- 0	1- 0				
5- 4	0- 2	0- 0	AWAY	0- 1	0- 1	5- 0				
0- 1	0- 0	0- 0	NEUTRAL	0- 0	0- 0	0- 1				
19- 0	0- 0	0- 0	CONFERENCE	0- 0	0- 0	19- 0				
8- 0	0- 0	0- 0	HOME	0- 0	0- 0	8- 0				
8- 0	0- 0	0- 0	AWAY	0- 0	0- 0	8- 0				
3- 0	0- 0	0- 0	NEUTRAL	0- 0	0- 0	3- 0				

RPI S	Opponent	Score	RPI S	Opponent	Score	RPI S	Opponent	Score	RPI S	Opponent	Score
12	A Louisville	50 73	32	H Green Bay	53 62	69	H IUPUI	78 72	101	A Troy	74 91
14	A Kentucky	70 73				72	A Minnesota	74 75	151	N Fresno St.	53 62
									177	A Morehead St.	91 59
									177	H Morehead St.	96 76
									190	A UAB	72 58
									205	A Loyola Marymount	79 72
									210	H SIUE	94 67
									223	H UT Martin	71 66
									223	N UT Martin	83 62
									226	A Presbyterian	83 58
									227	A Samford	73 54
									249	A Jacksonville St.	54 53
									249	H Jacksonville St.	61 52
									255	A Tennessee St.	70 60
									255	H Tennessee St.	87 71
									263	A Austin Peay	80 71
									264	A Murray St.	87 69
									267	H Southeast Mo. St.	89 77
									267	N Southeast Mo. St.	74 59
									271	A Eastern Ky.	73 67
									271	H Eastern Ky.	74 58
									271	N Eastern Ky.	94 64
									281	A Tennessee Tech	85 66
									281	H Tennessee Tech	89 75
									297	A Eastern Ill.	77 58
									304	H Lipscomb	100 62
LAST 12 Division I GAMES:											
14	A Kentucky	70 73	271	A Eastern Ky.	73 67						
271	N Eastern Ky.	94 64	281	A Tennessee Tech	85 66						
223	N UT Martin	83 62	249	H Jacksonville St.	61 52						
267	N Southeast Mo. St.	74 59	264	A Murray St.	87 69						
255	H Tennessee St.	87 71	210	H SIUE	94 67						
177	H Morehead St.	96 76	255	A Tennessee St.	70 60						

Non-Div I Games: Trevecca Nazarene 87 56

Belmont

Loss, Non-Conf, S Site, H Home A Away N Neutral

B
e
l
m
o
n
t

RPI S Belmont Score

Through Games Of April 2, 2017

RPI	S	Opponent	Score
319	A	Fort Wayne	85 59

B
e
l
m
o
n
t

Belmont

Bethune-Cookman

Through Games Of April 2, 2017

Average RPI Win: 288	WON-LOST	WINNING	LAST 10	STRENGTH OF	OPP. STRENGTH	TEAM	ADJ.	CONF.	ADJ CONF.
Average RPI Loss: 182	RECORD	PCT. RANK	GAMES	SCHEDULE	OF SCHEDULE	RPI	RPI	RPI	RPI
DIV. I ONLY	19- 11	101	8- 2	325	338	173	173	32	32
DIV. I NON-CONF.	2- 9	293	0- 1	254	257	306	306	31	31
TOTALS	RPI 1-25	RPI 26-50	W-L RECORDS	RPI 51-100	RPI 101-150	RPI 150+			
19- 11	0- 0	0- 0	OVERALL	0- 2	1- 4	18- 5			
8- 1	0- 0	0- 0	HOME	0- 0	1- 0	7- 1			
8- 8	0- 0	0- 0	AWAY	0- 2	0- 3	8- 3			
3- 2	0- 0	0- 0	NEUTRAL	0- 0	0- 1	3- 1			
2- 9	0- 0	0- 0	NON-CONFERENCE	0- 2	0- 3	2- 4			
1- 0	0- 0	0- 0	HOME	0- 0	0- 0	1- 0			
0- 8	0- 0	0- 0	AWAY	0- 2	0- 3	0- 3			
1- 1	0- 0	0- 0	NEUTRAL	0- 0	0- 0	1- 1			
17- 2	0- 0	0- 0	CONFERENCE	0- 0	1- 1	16- 1			
7- 1	0- 0	0- 0	HOME	0- 0	1- 0	6- 1			
8- 0	0- 0	0- 0	AWAY	0- 0	0- 0	8- 0			
2- 1	0- 0	0- 0	NEUTRAL	0- 0	0- 1	2- 0			

RPI 1-25				RPI 26-50				RPI 51-100				RPI 101+ Team's RPI: 173					
RPI	S	Opponent	Score	RPI	S	Opponent	Score	RPI	S	Opponent	Score	RPI	S	Opponent	Score		
								91	A	Wake Forest	42	71	104	A	Jacksonville	63	69
								94	A	UCF	43	70	108	A	Clemson	38	59
													117	A	Stetson	60	63
													147	H	Hampton	66	56
													147	N	Hampton	49	52
													210	N	SIUE	83	78
													225	H	Howard	75	54
													230	A	Southern U.	59	61
													255	N	Tennessee St.	60	69
													259	A	UMES	61	33
													259	H	UMES	56	59
													266	A	Prairie View	64	66
													280	A	N.C. A&T	65	60
													282	A	Norfolk St.	68	58
													282	H	Norfolk St.	53	44
													290	A	Coppin St.	76	56
													290	H	Coppin St.	71	52
													293	A	Savannah St.	38	31
													293	N	Savannah St.	53	43
													296	H	North Florida	52	50
													324	A	Florida A&M	64	41
													324	H	Florida A&M	66	53
													324	N	Florida A&M	59	42
													329	H	Morgan St.	50	48
													330	A	Southeastern La.	63	75
													335	A	N.C. Central	62	52
LAST 12 Division I GAMES:																	
								91	A	Wake Forest	42	71	335	A	N.C. Central	62	52
								147	N	Hampton	49	52	282	H	Norfolk St.	53	44
								324	N	Florida A&M	59	42	147	H	Hampton	66	56
								293	N	Savannah St.	53	43	259	A	UMES	61	33
								324	H	Florida A&M	66	53	290	A	Coppin St.	76	56
								280	A	N.C. A&T	65	60	225	H	Howard	75	54

Non-Div I Games: Edward Waters 55 45 Flagler 76 53

Bethune-Cookman

■ Loss,
 ■ Non-Conf,
 ■ S Site,
 ■ Home
 ■ A Away
 N Neutral

RPI	S	Opponent	Score	
347	H	Delaware St.	72	58
348	A	South Carolina St.	64	34

Bethune-Cookman
m
a
n

Binghamton

Through Games Of April 2, 2017

Average RPI Win:	250	WON-LOST	WINNING	LAST 10	STRENGTH OF	OPP. STRENGTH	TEAM	ADJ.	CONF.	ADJ CONF.
Average RPI Loss:	145	RECORD	PCT. RANK	GAMES	SCHEDULE	OF SCHEDULE	RPI	RPI	RPI	RPI
DIV. I ONLY	11- 17	232	4- 6	156	268	213	213	22	22	
DIV. I NON-CONF.	3- 8	262	0- 0	117	321	216	216	22	22	
TOTALS	RPI 1-25	RPI 26-50	W-L RECORDS	RPI 51-100	RPI 101-150	RPI 150+				
11- 17	0- 0	0- 0	OVERALL	1- 6	1- 4	9- 7				
5- 8	0- 0	0- 0	HOME	0- 3	1- 1	4- 4				
6- 8	0- 0	0- 0	AWAY	1- 3	0- 2	5- 3				
0- 1	0- 0	0- 0	NEUTRAL	0- 0	0- 1	0- 0				
3- 8	0- 0	0- 0	NON-CONFERENCE	1- 2	0- 2	2- 4				
0- 5	0- 0	0- 0	HOME	0- 1	0- 1	0- 3				
3- 3	0- 0	0- 0	AWAY	1- 1	0- 1	2- 1				
0- 0	0- 0	0- 0	NEUTRAL	0- 0	0- 0	0- 0				
8- 9	0- 0	0- 0	CONFERENCE	0- 4	1- 2	7- 3				
5- 3	0- 0	0- 0	HOME	0- 2	1- 0	4- 1				
3- 5	0- 0	0- 0	AWAY	0- 2	0- 1	3- 2				
0- 1	0- 0	0- 0	NEUTRAL	0- 0	0- 1	0- 0				

RPI S	Opponent	Score	RPI S	Opponent	Score	RPI S	Opponent	Score	RPI S	Opponent	Score	Team's RPI: 213
						56	A Penn	61 48	130	A Maine	49 62	
						57	H Bucknell	57 67	130	H Maine	58 52	
						79	A Ohio	55 63	130	N Maine	40 57	
						90	A New Hampshire	69 76	132	H Cornell	51 54	
						90	H New Hampshire	62 70	136	A Yale	48 57	
						100	A Albany (NY)	63 80	154	H Brown	72 83	
						100	H Albany (NY)	61 67	188	A Hartford	73 76	
									188	H Hartford	60 59	
									196	A Providence	58 71	
									198	H Columbia	65 75	
									202	H Sacred Heart	69 77	
									220	A UMBC	45 53	
									220	H UMBC	69 62	
									262	A Stony Brook	48 40	
									262	H Stony Brook	59 74	
									274	A Vermont	64 55	
									274	H Vermont	76 61	
									321	A NJIT	68 44	
									339	A Fairleigh Dickinson	80 69	
									343	A UMass Lowell	58 48	
									343	H UMass Lowell	69 54	
LAST 12 Division I GAMES:												
						130	N Maine	40 57	274	H Vermont	76 61	
						130	A Maine	49 62	343	H UMass Lowell	69 54	
						188	H Hartford	60 59	220	A UMBC	45 53	
						262	H Stony Brook	59 74	130	H Maine	58 52	
						90	A New Hampshire	69 76	188	A Hartford	73 76	
						100	A Albany (NY)	63 80	262	A Stony Brook	48 40	

Non-Div I Games: Georgian Court 74 53 Misericordia 77 54

Binghamton

Loss, Non-Conf, S Site, H Home A Away N Neutral

Average RPI Win:	176	WON-LOST	WINNING	LAST 10	STRENGTH OF	OPP. STRENGTH	TEAM	ADJ.	CONF.	ADJ CONF.
Average RPI Loss:	138	RECORD	PCT. RANK	GAMES	SCHEDULE	OF SCHEDULE	RPI	RPI	RPI	RPI
DIV. I ONLY	23- 8	36	9- 1	114	119	53	53	13	13	
DIV. I NON-CONF.	8- 2	35	0- 1	99	61	26	26	16	16	
TOTALS	RPI 1-25	RPI 26-50	W-L RECORDS	RPI 51-100	RPI 101-150	RPI 150+				
23- 8	0- 2	0- 0	OVERALL	3- 1	5- 1	15- 4				
12- 2	0- 0	0- 0	HOME	0- 1	2- 1	10- 0				
7- 6	0- 2	0- 0	AWAY	2- 0	2- 0	3- 4				
4- 0	0- 0	0- 0	NEUTRAL	1- 0	1- 0	2- 0				
8- 2	0- 2	0- 0	NON-CONFERENCE	1- 0	3- 0	4- 0				
5- 0	0- 0	0- 0	HOME	0- 0	1- 0	4- 0				
2- 2	0- 2	0- 0	AWAY	1- 0	1- 0	0- 0				
1- 0	0- 0	0- 0	NEUTRAL	0- 0	1- 0	0- 0				
15- 6	0- 0	0- 0	CONFERENCE	2- 1	2- 1	11- 4				
7- 2	0- 0	0- 0	HOME	0- 1	1- 1	6- 0				
5- 4	0- 0	0- 0	AWAY	1- 0	1- 0	3- 4				
3- 0	0- 0	0- 0	NEUTRAL	1- 0	0- 0	2- 0				

RPI 1-25				RPI 26-50				RPI 51-100 Team's RPI: 53				RPI 101+			
RPI	S	Opponent	Score	RPI	S	Opponent	Score	RPI	S	Opponent	Score	RPI	S	Opponent	Score
8	A	UCLA	56 83					64	A	Washington St.	77 73	114	A	Saint Mary's (CA)	83 78
9	A	Washington	66 92					65	A	Colorado St.	51 45	116	H	UNLV	55 58
								65	H	Colorado St.	53 60	119	A	Wyoming	53 43
								65	N	Colorado St.	65 61	119	H	Wyoming	64 54
												120	N	Charlotte	68 65
												137	H	Eastern Wash.	67 64
												151	A	Fresno St.	66 48
												151	H	Fresno St.	67 66
												151	N	Fresno St.	66 53
												157	A	New Mexico	68 75
												157	H	New Mexico	64 62
												157	N	New Mexico	64 62
												194	A	Utah St.	63 65
												194	H	Utah St.	76 56
												206	A	San Jose St.	69 61
												206	H	San Jose St.	86 64
												211	H	Seattle U	73 68
												212	H	Portland St.	94 76
												236	H	Hawaii	61 49
												270	A	San Diego St.	77 84
												277	H	Portland	74 60
												284	A	Nevada	62 69
												284	H	Nevada	77 74
												322	A	Air Force	69 59
												322	H	Air Force	72 48
LAST 12 Division I GAMES:															
8	A	UCLA	56 83	206	A	San Jose St.	69 61								
151	N	Fresno St.	66 53	284	H	Nevada	77 74								
65	N	Colorado St.	65 61	119	A	Wyoming	53 43								
157	N	New Mexico	64 62	157	H	New Mexico	64 62								
322	H	Air Force	72 48	322	A	Air Force	69 59								
151	A	Fresno St.	66 48	194	A	Utah St.	63 65								

Non-Div I Games: Southern Ore. 89 45 Concordia Portland 71 40

Boise St.

■ Loss,
 ■ Non-Conf,
 ■ S Site,
 ■ Home
 ■ Away
 N Neutral

Boston College

Through Games Of April 2, 2017

Average RPI Win:	196	WON-LOST	WINNING	LAST 10	STRENGTH OF	OPP. STRENGTH	TEAM	ADJ.	CONF.	ADJ CONF.
Average RPI Loss:	67	RECORD	PCT. RANK	GAMES	SCHEDULE	OF SCHEDULE	RPI	RPI	RPI	RPI
DIV. I ONLY	9- 21	279	1- 9	42	49	170	170	3	3	
DIV. I NON-CONF.	7- 6	153	0- 0	207	242	192	192	4	4	
TOTALS	RPI 1-25	RPI 26-50	W-L RECORDS	RPI 51-100	RPI 101-150	RPI 150+				
9- 21	0- 6	0- 5	OVERALL	0- 5	4- 2	5- 3				
6- 9	0- 3	0- 3	HOME	0- 2	2- 1	4- 0				
2- 10	0- 3	0- 1	AWAY	0- 2	2- 1	0- 3				
1- 2	0- 0	0- 1	NEUTRAL	0- 1	0- 0	1- 0				
7- 6	0- 0	0- 0	NON-CONFERENCE	0- 2	2- 2	5- 2				
5- 2	0- 0	0- 0	HOME	0- 1	1- 1	4- 0				
1- 3	0- 0	0- 0	AWAY	0- 0	1- 1	0- 2				
1- 1	0- 0	0- 0	NEUTRAL	0- 1	0- 0	1- 0				
2- 15	0- 6	0- 5	CONFERENCE	0- 3	2- 0	0- 1				
1- 7	0- 3	0- 3	HOME	0- 1	1- 0	0- 0				
1- 7	0- 3	0- 1	AWAY	0- 2	1- 0	0- 1				
0- 1	0- 0	0- 1	NEUTRAL	0- 0	0- 0	0- 0				

RPI 1-25				RPI 26-50				RPI 51-100				RPI 101+ Team's RPI: 170			
RPI	S	Opponent	Score	RPI	S	Opponent	Score	RPI	S	Opponent	Score	RPI	S	Opponent	Score
3	A	Notre Dame	45 82	31	A	Syracuse	52 79	51	A	Virginia	55 62	108	H	Clemson	60 48
3	H	Notre Dame	69 80	31	H	Syracuse	45 72	77	H	Virginia Tech	79 82	114	H	Saint Mary's (CA)	54 62
10	H	Duke	44 67	36	H	North Carolina St.	58 70	82	H	Penn St.	56 60	115	A	Fordham	49 56
11	H	Florida St.	53 85	45	H	Georgia Tech	67 71	91	A	Wake Forest	55 71	121	A	North Carolina	88 77
12	A	Louisville	43 68	45	N	Georgia Tech	67 71	95	N	SMU	64 72	130	H	Maine	64 53
17	A	Miami (FL)	51 58									136	A	Yale	71 64
												159	A	Pittsburgh	43 56
												188	A	Hartford	56 65
												196	H	Providence	57 53
												199	A	Seton Hall	66 71
												222	H	Dartmouth	65 53
												229	H	Boston U.	67 49
												301	H	Central Conn. St.	66 46
												323	N	St. Francis Brooklyn	73 58
LAST 12 Division I GAMES:															
45	N	Georgia Tech	67 71	31	H	Syracuse	45 72								
77	H	Virginia Tech	79 82	11	H	Florida St.	53 85								
3	A	Notre Dame	45 82	17	A	Miami (FL)	51 58								
36	H	North Carolina St.	58 70	91	A	Wake Forest	55 71								
12	A	Louisville	43 68	10	H	Duke	44 67								
121	A	North Carolina	88 77	3	H	Notre Dame	69 80								

Non-Div I Games:

Boston College

Loss, Non-Conf, S Site, H Home A Away N Neutral

Average RPI Win: 281	WON-LOST	WINNING	LAST 10	STRENGTH OF	OPP. STRENGTH	TEAM	ADJ.	CONF.	ADJ CONF.
Average RPI Loss: 135	RECORD	PCT. RANK	GAMES	SCHEDULE	OF SCHEDULE	RPI	RPI	RPI	RPI
DIV. I ONLY	13- 17	210	6- 4	248	238	229	229	24	24
DIV. I NON-CONF.	2- 9	293	0- 0	248	161	319	319	25	25
TOTALS	RPI 1-25	RPI 26-50	W-L RECORDS	RPI 51-100	RPI 101-150	RPI 150+			
13- 17	0- 0	0- 2	OVERALL	0- 4	0- 3	13- 8			
8- 6	0- 0	0- 1	HOME	0- 2	0- 1	8- 2			
5- 10	0- 0	0- 1	AWAY	0- 2	0- 1	5- 6			
0- 1	0- 0	0- 0	NEUTRAL	0- 0	0- 1	0- 0			
2- 9	0- 0	0- 2	NON-CONFERENCE	0- 2	0- 1	2- 4			
2- 3	0- 0	0- 1	HOME	0- 1	0- 0	2- 1			
0- 5	0- 0	0- 1	AWAY	0- 1	0- 0	0- 3			
0- 1	0- 0	0- 0	NEUTRAL	0- 0	0- 1	0- 0			
11- 8	0- 0	0- 0	CONFERENCE	0- 2	0- 2	11- 4			
6- 3	0- 0	0- 0	HOME	0- 1	0- 1	6- 1			
5- 5	0- 0	0- 0	AWAY	0- 1	0- 1	5- 3			
0- 0	0- 0	0- 0	NEUTRAL	0- 0	0- 0	0- 0			

RPI S	Opponent	Score	RPI S	Opponent	Score	RPI S	Opponent	Score	RPI S	Opponent	Score	Team's RPI: 229
33	A Arizona St.	42 71	57	A Bucknell	56 73	102	N Long Beach St.	48 61				
47	H Harvard	52 65	57	H Bucknell	50 66	113	A Navy	41 55				
			90	H New Hampshire	51 59	113	H Navy	59 62				
			100	A Albany (NY)	54 69	160	A Army West Point	66 62				
						160	H Army West Point	52 64				
						161	A Northeastern	59 78				
						170	A Boston College	49 67				
						185	A American	51 57				
						185	A American	62 73				
						185	H American	71 62				
						222	H Dartmouth	49 61				
						231	A Marist	57 76				
						269	A Loyola Maryland	67 55				
						269	H Loyola Maryland	61 58				
						275	A Colgate	87 96				
						275	H Colgate	65 51				
						299	A Lafayette	75 58				
						299	H Lafayette	68 50				
						306	A Lehigh	69 64				
						306	H Lehigh	64 50				
						310	H Massachusetts	64 60				
						316	A Holy Cross	66 49				
						316	H Holy Cross	68 56				
						343	H UMass Lowell	66 56				
LAST 12 Division I GAMES:												
185	A American	51 57	269	A Loyola Maryland	67 55							
160	A Army West Point	66 62	185	H American	71 62							
316	H Holy Cross	68 56	299	A Lafayette	75 58							
160	H Army West Point	52 64	113	A Navy	41 55							
57	A Bucknell	56 73	306	H Lehigh	64 50							
275	H Colgate	65 51	57	H Bucknell	50 66							

Non-Div I Games:

Boston U.

■ Loss,
 ■ Non-Conf,
 ■ S Site,
 ■ H Home
 ■ A Away
 N Neutral

Bowling Green

Through Games Of April 2, 2017

Average RPI Win:	244	WON-LOST	WINNING	LAST 10	STRENGTH OF	OPP. STRENGTH	TEAM	ADJ.	CONF.	ADJ CONF.
Average RPI Loss:	123	RECORD	PCT. RANK	GAMES	SCHEDULE	OF SCHEDULE	RPI	RPI	RPI	RPI
DIV. I ONLY	6- 22	315	3- 7	123	109	260	260	10	10	
DIV. I NON-CONF.	2- 7	285	0- 0	257	72	298	298	10	10	
TOTALS	RPI 1-25	RPI 26-50	W-L RECORDS	RPI 51-100	RPI 101-150	RPI 150+				
6- 22	0- 1	0- 0	OVERALL	0- 10	1- 4	5- 7				
1- 11	0- 0	0- 0	HOME	0- 5	0- 2	1- 4				
3- 10	0- 1	0- 0	AWAY	0- 4	1- 2	2- 3				
2- 1	0- 0	0- 0	NEUTRAL	0- 1	0- 0	2- 0				
2- 7	0- 1	0- 0	NON-CONFERENCE	0- 3	0- 0	2- 3				
0- 3	0- 0	0- 0	HOME	0- 1	0- 0	0- 2				
0- 3	0- 1	0- 0	AWAY	0- 1	0- 0	0- 1				
2- 1	0- 0	0- 0	NEUTRAL	0- 1	0- 0	2- 0				
4- 15	0- 0	0- 0	CONFERENCE	0- 7	1- 4	3- 4				
1- 8	0- 0	0- 0	HOME	0- 4	0- 2	1- 2				
3- 7	0- 0	0- 0	AWAY	0- 3	1- 2	2- 2				
0- 0	0- 0	0- 0	NEUTRAL	0- 0	0- 0	0- 0				

RPI 1-25				RPI 26-50				RPI 51-100				RPI 101+ Team's RPI: 260			
RPI	S	Opponent	Score	RPI	S	Opponent	Score	RPI	S	Opponent	Score	RPI	S	Opponent	Score
12	A	Louisville	58 83					51	H	Virginia	47 67	106	A	Buffalo	45 61
								54	H	Central Mich.	65 76	106	A	Buffalo	64 62
								55	A	Toledo	59 74	106	H	Buffalo	50 61
								63	N	Chattanooga	49 54	125	A	Ball St.	70 91
								77	A	Virginia Tech	51 98	125	H	Ball St.	53 75
								79	A	Ohio	68 79	164	A	Western Mich.	58 75
								79	H	Ohio	58 69	164	H	Western Mich.	53 74
								86	H	Northern Ill.	76 89	182	H	Cincinnati	58 68
								99	A	Kent St.	78 80	183	H	Cleveland St.	56 64
								99	H	Kent St.	60 70	242	A	Akron	62 58
												242	H	Akron	86 50
												251	A	Miami (OH)	61 59
												251	H	Miami (OH)	65 75
												271	A	Eastern Ky.	55 57
												285	A	Eastern Mich.	74 81
												299	N	Lafayette	69 42
												326	N	Saint Peter's	73 68
LAST 12 Division I GAMES:															
106	A	Buffalo	45 61	164	H	Western Mich.	53 74								
251	H	Miami (OH)	65 75	55	A	Toledo	59 74								
79	A	Ohio	68 79	125	A	Ball St.	70 91								
106	A	Buffalo	64 62	242	H	Akron	86 50								
99	H	Kent St.	60 70	99	A	Kent St.	78 80								
251	A	Miami (OH)	61 59	285	A	Eastern Mich.	74 81								

Non-Div I Games: Ohio Valley 82 46 Davis & Elkins 73 46 Malone 65 78

Bowling Green

Loss, Non-Conf, S Site, H Home A Away N Neutral

Bradley

Through Games Of April 2, 2017

Average RPI Win:	261	WON-LOST	WINNING	LAST 10	STRENGTH OF	OPP. STRENGTH	TEAM	ADJ.	CONF.	ADJ CONF.
Average RPI Loss:	134	RECORD	PCT. RANK	GAMES	SCHEDULE	OF SCHEDULE	RPI	RPI	RPI	RPI
DIV. I ONLY	11- 19	250	4- 6	203	188	239	239	17	17	
DIV. I NON-CONF.	3- 7	250	0- 0	126	205	205	205	14	14	
TOTALS	RPI 1-25	RPI 26-50	W-L RECORDS	RPI 51-100	RPI 101-150	RPI 150+				
11- 19	0- 0	0- 3	OVERALL	0- 7	1- 0	10- 9				
6- 7	0- 0	0- 2	HOME	0- 3	1- 0	5- 2				
4- 11	0- 0	0- 1	AWAY	0- 3	0- 0	4- 7				
1- 1	0- 0	0- 0	NEUTRAL	0- 1	0- 0	1- 0				
3- 7	0- 0	0- 1	NON-CONFERENCE	0- 4	1- 0	2- 2				
1- 3	0- 0	0- 1	HOME	0- 2	1- 0	0- 0				
2- 4	0- 0	0- 0	AWAY	0- 2	0- 0	2- 2				
0- 0	0- 0	0- 0	NEUTRAL	0- 0	0- 0	0- 0				
8- 12	0- 0	0- 2	CONFERENCE	0- 3	0- 0	8- 7				
5- 4	0- 0	0- 1	HOME	0- 1	0- 0	5- 2				
2- 7	0- 0	0- 1	AWAY	0- 1	0- 0	2- 5				
1- 1	0- 0	0- 0	NEUTRAL	0- 1	0- 0	1- 0				

RPI 1-25			RPI 26-50			RPI 51-100			RPI 101+			Team's RPI: 239			
RPI	S	Opponent	Score	RPI	S	Opponent	Score	RPI	S	Opponent	Score				
				28	A	Drake	46 98	60	A	UNI	50 70	145	H	Detroit Mercy	70 60
				28	H	Drake	60 93	60	H	UNI	53 72	164	A	Western Mich.	64 83
				32	H	Green Bay	43 68	60	N	UNI	39 69	167	A	Missouri St.	75 73
								61	A	Western Ill.	77 91	167	H	Missouri St.	62 56
								86	H	Northern Ill.	51 81	178	A	Wichita St.	54 65
								93	H	Saint Louis	58 68	178	H	Wichita St.	69 76
								99	A	Kent St.	52 77	181	A	Southern Ill.	63 69
												181	H	Southern Ill.	57 66
												233	A	Evansville	71 73
												233	H	Evansville	56 52
												254	A	Indiana St.	51 58
												254	H	Indiana St.	54 41
												258	A	Butler	56 58
												291	A	Valparaiso	67 56
												308	A	Illinois St.	63 71
												308	H	Illinois St.	70 59
												320	A	Ill.-Chicago	65 56
												328	A	Loyola Chicago	60 53
												328	H	Loyola Chicago	72 45
												328	N	Loyola Chicago	57 42
LAST 12 Division I GAMES:															
				60	N	UNI	39 69	167	H	Missouri St.	62 56				
				328	N	Loyola Chicago	57 42	28	A	Drake	46 98				
				308	H	Illinois St.	70 59	60	A	UNI	50 70				
				181	A	Southern Ill.	63 69	254	H	Indiana St.	54 41				
				233	A	Evansville	71 73	328	H	Loyola Chicago	72 45				
				178	H	Wichita St.	69 76	233	H	Evansville	56 52				

Non-Div I Games: Eureka 103 59

Bradley

Loss, Non-Conf, S Site, H Home A Away N Neutral

Average RPI Win:	214	WON-LOST	WINNING	LAST 10	STRENGTH OF	OPP. STRENGTH	TEAM	ADJ.	CONF.	ADJ CONF.
Average RPI Loss:	143	RECORD	PCT. RANK	GAMES	SCHEDULE	OF SCHEDULE	RPI	RPI	RPI	RPI
DIV. I ONLY	16- 13	137	4- 6	188	190	154	154	8	8	
DIV. I NON-CONF.	9- 5	102	1- 1	336	333	198	198	9	9	
TOTALS	RPI 1-25	RPI 26-50	W-L RECORDS	RPI 51-100	RPI 101-150	RPI 150+				
16- 13	0- 0	0- 2	OVERALL	0- 3	4- 3	12- 5				
7- 6	0- 0	0- 1	HOME	0- 1	2- 1	5- 3				
9- 7	0- 0	0- 1	AWAY	0- 2	2- 2	7- 2				
0- 0	0- 0	0- 0	NEUTRAL	0- 0	0- 0	0- 0				
9- 5	0- 0	0- 0	NON-CONFERENCE	0- 0	0- 1	9- 4				
4- 2	0- 0	0- 0	HOME	0- 0	0- 0	4- 2				
5- 3	0- 0	0- 0	AWAY	0- 0	0- 1	5- 2				
0- 0	0- 0	0- 0	NEUTRAL	0- 0	0- 0	0- 0				
7- 8	0- 0	0- 2	CONFERENCE	0- 3	4- 2	3- 1				
3- 4	0- 0	0- 1	HOME	0- 1	2- 1	1- 1				
4- 4	0- 0	0- 1	AWAY	0- 2	2- 1	2- 0				
0- 0	0- 0	0- 0	NEUTRAL	0- 0	0- 0	0- 0				

RPI 1-25				RPI 26-50				RPI 51-100				RPI 101+				Team's RPI: 154	
RPI	S	Opponent	Score	RPI	S	Opponent	Score	RPI	S	Opponent	Score	RPI	S	Opponent	Score		
				47	A	Harvard	59 69	56	A	Penn	60 71	118	A	Princeton	98 88		
				47	H	Harvard	63 66	56	A	Penn	60 86	118	H	Princeton	75 81		
								56	H	Penn	68 71	132	A	Cornell	67 46		
												132	H	Cornell	72 67		
												136	A	Yale	51 73		
												136	H	Yale	76 73		
												149	A	VCU	72 85		
												176	A	UNCG	84 87		
												196	H	Providence	77 70		
												198	A	Columbia	76 59		
												198	H	Columbia	69 60		
												202	A	Sacred Heart	80 66		
												213	A	Binghamton	83 72		
												220	A	UMBC	81 75		
												222	A	Dartmouth	65 62		
												222	H	Dartmouth	88 92		
												225	H	Howard	83 78		
												243	A	Bryant	67 70		
												274	A	Vermont	62 50		
												275	H	Colgate	62 67		
												278	H	Manhattan	57 58		
												302	H	Rhode Island	76 65		
												326	H	Saint Peter's	80 71		
												329	A	Morgan St.	68 51		
LAST 12 Division I GAMES:																	
				176	A	UNCG	84 87	222	H	Dartmouth	88 92						
				220	A	UMBC	81 75	118	H	Princeton	75 81						
				56	A	Penn	60 71	56	H	Penn	68 71						
				132	A	Cornell	67 46	222	A	Dartmouth	65 62						
				198	A	Columbia	76 59	47	A	Harvard	59 69						
				47	H	Harvard	63 66	198	H	Columbia	69 60						

Non-Div I Games: Rhode Island Col. 90 44

Brown

■ Loss,
 ■ Non-Conf,
 ■ S Site,
 ■ Home
 ■ A Away
 N Neutral

B
r
y
a
n
tB
r
y
a
n
t

Bryant

Page 35

B
r
y
a
n
t

RPI S Opponent Score

Through Games Of April 2, 2017

RPI	S	Opponent	Score	
339	A	Fairleigh Dickinson	56	48
339	H	Fairleigh Dickinson	50	48
341	A	Wagner	58	55
341	H	Wagner	70	61
343	H	UMass Lowell	73	62

B
r
y
a
n
t

Bryant

Average RPI Win: 225		WON-LOST	WINNING	LAST 10	STRENGTH OF	OPP. STRENGTH	TEAM	ADJ.	CONF.	ADJ CONF.
Average RPI Loss: 148		RECORD	PCT. RANK	GAMES	SCHEDULE	OF SCHEDULE	RPI	RPI	RPI	RPI
DIV. I ONLY		27- 6	12	9- 1	244	228	57	57	24	24
DIV. I NON-CONF.		8- 4	85	0- 1	232	120	83	83	25	25
TOTALS	RPI 1-25	RPI 26-50		W-L RECORDS		RPI 51-100	RPI 101-150		RPI 150+	
27- 6	0- 1	0- 1		OVERALL		1- 0	4- 1		22- 3	
16- 0	0- 0	0- 0		HOME		1- 0	2- 0		13- 0	
11- 6	0- 1	0- 0		AWAY		0- 0	2- 0		9- 0	
0- 0	0- 0	0- 0		NEUTRAL		0- 0	0- 0		0- 0	
8- 4	0- 1	0- 1		NON-CONFERENCE		1- 0	1- 1		6- 1	
4- 0	0- 0	0- 0		HOME		1- 0	0- 0		3- 0	
4- 4	0- 1	0- 1		AWAY		0- 0	1- 1		3- 1	
0- 0	0- 0	0- 0		NEUTRAL		0- 0	0- 0		0- 0	
19- 2	0- 0	0- 0		CONFERENCE		0- 0	3- 0		16- 2	
12- 0	0- 0	0- 0		HOME		0- 0	2- 0		10- 0	
7- 2	0- 0	0- 0		AWAY		0- 0	1- 0		6- 2	
0- 0	0- 0	0- 0		NEUTRAL		0- 0	0- 0		0- 0	

RPI 1-25			
RPI	S	Opponent	Score
15	A	Maryland	61 103
RPI 26-50			
RPI	S	Opponent	Score
27	A	Elon	58 64
RPI 51-100 Team's RPI: 57			
RPI	S	Opponent	Score
88	H	Drexel	78 66
RPI 101+			
RPI	S	Opponent	Score
113	A	Navy	63 54
113	H	Navy	67 64
113	H	Navy	79 71
121	A	North Carolina	50 65
122	A	Saint Joseph's	64 61
160	A	Army West Point	60 56
160	H	Army West Point	68 62
183	H	Cleveland St.	77 66
185	A	American	47 59
185	H	American	69 57
185	H	American	73 67
213	A	Binghamton	67 57
221	A	Rutgers	53 57
229	A	Boston U.	66 50
229	H	Boston U.	73 56
242	A	Akron	61 47
248	A	St. Bonaventure	57 35
269	A	Loyola Maryland	72 66
269	H	Loyola Maryland	75 72
269	H	Loyola Maryland	57 39
275	A	Colgate	79 49
275	H	Colgate	79 56
278	H	Manhattan	69 64
299	A	Lafayette	79 65
299	H	Lafayette	78 61
306	A	Lehigh	77 58

LAST 12 Division I GAMES:			
15	A	Maryland	61 103
113	H	Navy	79 71
185	H	American	69 57
269	H	Loyola Maryland	75 72
299	H	Lafayette	78 61
113	A	Navy	63 54
299	A	Lafayette	79 65
229	H	Boston U.	73 56
269	H	Loyola Maryland	57 39
306	H	Lehigh	73 54
316	A	Holy Cross	51 63

Non-Div I Games:

Bucknell

■ Loss, ■ Non-Conf, S Site, H Home A Away N Neutral

B
u
c
k
n
e
l
l

RPI S Opponent Score

Through Games Of April 2, 2017

RPI	S	Opponent	Score	
306	H	Lehigh	73	54
316	A	Holy Cross	51	63
316	H	Holy Cross	77	48
321	H	NJIT	67	36

B
u
c
k
n
e
l
l

Bucknell

Buffalo

Through Games Of April 2, 2017

Average RPI Win:	200	WON-LOST	WINNING	LAST 10	STRENGTH OF	OPP. STRENGTH	TEAM	ADJ.	CONF.	ADJ CONF.
Average RPI Loss:	92	RECORD	PCT. RANK	GAMES	SCHEDULE	OF SCHEDULE	RPI	RPI	RPI	RPI
DIV. I ONLY	22- 10	66	6- 4	162	116	106	106	10	10	
DIV. I NON-CONF.	10- 1	7	0- 0	255	199	62	62	10	10	
TOTALS	RPI 1-25	RPI 26-50	W-L RECORDS	RPI 51-100	RPI 101-150	RPI 150+				
22- 10	0- 0	0- 1	OVERALL	4- 7	3- 1	15- 1				
13- 4	0- 0	0- 0	HOME	4- 2	0- 1	9- 1				
8- 4	0- 0	0- 0	AWAY	0- 4	2- 0	6- 0				
1- 2	0- 0	0- 1	NEUTRAL	0- 1	1- 0	0- 0				
10- 1	0- 0	0- 1	NON-CONFERENCE	1- 0	2- 0	7- 0				
7- 0	0- 0	0- 0	HOME	1- 0	0- 0	6- 0				
3- 0	0- 0	0- 0	AWAY	0- 0	2- 0	1- 0				
0- 1	0- 0	0- 1	NEUTRAL	0- 0	0- 0	0- 0				
12- 9	0- 0	0- 0	CONFERENCE	3- 7	1- 1	8- 1				
6- 4	0- 0	0- 0	HOME	3- 2	0- 1	3- 1				
5- 4	0- 0	0- 0	AWAY	0- 4	0- 0	5- 0				
1- 1	0- 0	0- 0	NEUTRAL	0- 1	1- 0	0- 0				

RPI S	Opponent	Score	RPI S	Opponent	Score	RPI S	Opponent	Score	RPI S	Opponent	Score	Team's RPI: 106
47 N	Harvard	62 74	54 A	Central Mich.	71 88	115 A	Fordham	58 54				
			54 H	Central Mich.	67 56	125 H	Ball St.	75 89				
			55 A	Toledo	63 85	125 N	Ball St.	69 65				
			55 H	Toledo	64 73	127 A	Duquesne	71 69				
			55 N	Toledo	65 72	164 A	Western Mich.	62 47				
			79 A	Ohio	55 83	187 H	Hofstra	74 50				
			79 H	Ohio	65 54	202 H	Sacred Heart	76 55				
			86 H	Northern Ill.	80 89	242 A	Akron	81 55				
			94 H	UCF	66 65	242 H	Akron	81 51				
			99 A	Kent St.	71 80	248 H	St. Bonaventure	68 47				
			99 H	Kent St.	77 62	251 A	Miami (OH)	68 51				
						251 H	Miami (OH)	71 45				
						252 A	Canisius	65 52				
						260 A	Bowling Green	61 50				
						260 H	Bowling Green	61 45				
						260 H	Bowling Green	62 64				
						265 H	Niagara	73 63				
						278 H	Manhattan	73 39				
						285 A	Eastern Mich.	56 52				
						310 H	Massachusetts	61 47				
LAST 12 Division I GAMES:												
	55 N Toledo	65 72		79 H Ohio	65 54							
	125 N Ball St.	69 65		242 H Akron	81 51							
	260 H Bowling Green	61 45		285 A Eastern Mich.	56 52							
	99 A Kent St.	71 80		86 H Northern Ill.	80 89							
	242 A Akron	81 55		99 H Kent St.	77 62							
	260 H Bowling Green	62 64		55 A Toledo	63 85							

Non-Div I Games:

Buffalo

■ Loss,
■ Non-Conf,
■ S Site,
■ H Home
■ A Away
N Neutral

Average RPI Win:	236	WON-LOST	WINNING	LAST 10	STRENGTH OF	OPP. STRENGTH	TEAM	ADJ.	CONF.	ADJ CONF.
Average RPI Loss:	94	RECORD	PCT. RANK	GAMES	SCHEDULE	OF SCHEDULE	RPI	RPI	RPI	RPI
DIV. I ONLY	6- 25	322	1- 9	83	78	258	258	7	7	
DIV. I NON-CONF.	3- 8	262	0- 0	204	168	299	299	6	6	
TOTALS	RPI 1-25	RPI 26-50	W-L RECORDS	RPI 51-100	RPI 101-150	RPI 150+				
6- 25	0- 5	0- 6	OVERALL	0- 5	0- 1	6- 8				
4- 12	0- 2	0- 3	HOME	0- 3	0- 1	4- 3				
1- 12	0- 2	0- 3	AWAY	0- 2	0- 0	1- 5				
1- 1	0- 1	0- 0	NEUTRAL	0- 0	0- 0	1- 0				
3- 8	0- 0	0- 2	NON-CONFERENCE	0- 1	0- 1	3- 4				
3- 4	0- 0	0- 1	HOME	0- 1	0- 1	3- 1				
0- 4	0- 0	0- 1	AWAY	0- 0	0- 0	0- 3				
0- 0	0- 0	0- 0	NEUTRAL	0- 0	0- 0	0- 0				
3- 17	0- 5	0- 4	CONFERENCE	0- 4	0- 0	3- 4				
1- 8	0- 2	0- 2	HOME	0- 2	0- 0	1- 2				
1- 8	0- 2	0- 2	AWAY	0- 2	0- 0	1- 2				
1- 1	0- 1	0- 0	NEUTRAL	0- 0	0- 0	1- 0				

RPI	S	Opponent	Score	RPI	S	Opponent	Score	RPI	S	Opponent	Score	RPI	S	Opponent	Score	Team's RPI: 258
16	A	DePaul	69 100	30	A	Marquette	53 91	62	A	St. John's (NY)	55 62	125	H	Ball St.	50 74	
16	H	DePaul	62 92	30	H	Marquette	66 72	62	H	St. John's (NY)	41 62	166	A	TCU	47 73	
21	A	Creighton	52 67	32	A	Green Bay	34 61	76	A	Georgetown	72 83	174	A	Arkansas	50 68	
21	H	Creighton	53 65	35	H	South Fla.	59 74	76	H	Georgetown	52 58	196	A	Providence	51 68	
21	N	Creighton	55 64	41	A	Villanova	58 61	94	H	UCF	59 66	196	H	Providence	58 64	
				41	H	Villanova	69 70					199	A	Seton Hall	63 65	
												199	H	Seton Hall	79 58	
												203	A	Xavier	65 62	
												203	H	Xavier	43 53	
												203	N	Xavier	68 66	
												204	H	ETSU	59 68	
												207	A	Wisconsin	55 60	
												239	H	Bradley	58 56	
												254	H	Indiana St.	66 48	
												319	H	Fort Wayne	70 64	
LAST 12 Division I GAMES:																
		21	N	Creighton	55 64			16	H	DePaul	62 92					
		203	N	Xavier	68 66			30	H	Marquette	66 72					
		21	H	Creighton	53 65			203	H	Xavier	43 53					
		196	H	Providence	58 64			199	A	Seton Hall	63 65					
		41	A	Villanova	58 61			62	A	St. John's (NY)	55 62					
		76	A	Georgetown	72 83			76	H	Georgetown	52 58					

Non-Div I Games:

Butler

■ Loss,
■ Non-Conf,
■ S Site,
■ H Home
■ A Away
N Neutral

CSU Bakersfield

Through Games Of April 2, 2017

Average RPI Win:	284	WON-LOST	WINNING	LAST 10	STRENGTH OF	OPP. STRENGTH	TEAM	ADJ.	CONF.	ADJ CONF.
Average RPI Loss:	180	RECORD	PCT. RANK	GAMES	SCHEDULE	OF SCHEDULE	RPI	RPI	RPI	RPI
DIV. I ONLY	13- 14	184	7- 3	333	263	261	261	29	29	
DIV. I NON-CONF.	3- 9	274	0- 0	310	116	313	313	29	29	
TOTALS	RPI 1-25	RPI 26-50	W-L RECORDS	RPI 51-100	RPI 101-150	RPI 150+				
13- 14	0- 2	0- 1	OVERALL	0- 1	0- 2	13- 8				
7- 6	0- 1	0- 0	HOME	0- 1	0- 1	7- 3				
6- 7	0- 1	0- 1	AWAY	0- 0	0- 1	6- 4				
0- 1	0- 0	0- 0	NEUTRAL	0- 0	0- 0	0- 1				
3- 9	0- 2	0- 1	NON-CONFERENCE	0- 1	0- 0	3- 5				
2- 4	0- 1	0- 0	HOME	0- 1	0- 0	2- 2				
1- 5	0- 1	0- 1	AWAY	0- 0	0- 0	1- 3				
0- 0	0- 0	0- 0	NEUTRAL	0- 0	0- 0	0- 0				
10- 5	0- 0	0- 0	CONFERENCE	0- 0	0- 2	10- 3				
5- 2	0- 0	0- 0	HOME	0- 0	0- 1	5- 1				
5- 2	0- 0	0- 0	AWAY	0- 0	0- 1	5- 1				
0- 1	0- 0	0- 0	NEUTRAL	0- 0	0- 0	0- 1				

RPI 1-25				RPI 26-50				RPI 51-100				RPI 101+ Team's RPI: 261			
RPI	S	Opponent	Score	RPI	S	Opponent	Score	RPI	S	Opponent	Score	RPI	S	Opponent	Score
5	H	Stanford	56 77	48	A	California	63 86	80	H	South Dakota	60 75	133	A	New Mexico St.	55 69
24	A	Oregon	62 77									133	H	New Mexico St.	55 64
												189	H	UC Riverside	66 71
												211	A	Seattle U	47 54
												211	H	Seattle U	52 63
												215	A	UTRGV	67 61
												215	H	UTRGV	74 46
												236	H	Hawaii	58 51
												240	A	Grand Canyon	80 64
												240	H	Grand Canyon	74 59
												245	A	Pacific	61 91
												272	H	Cal Poly	57 49
												289	H	Southern Utah	59 65
												295	A	UMKC	65 63
												295	H	UMKC	52 33
												300	A	UTEP	61 74
												314	A	Pepperdine	57 62
												327	A	UC Irvine	86 66
												332	A	Utah Valley	63 59
												332	H	Utah Valley	55 39
												332 N	Utah Valley	53 59	
												344	A	Chicago St.	71 67
												344	H	Chicago St.	83 48
LAST 12 Division I GAMES:															
				332	N	Utah Valley	53 59			215	A	UTRGV	67 61		
				240	A	Grand Canyon	80 64			133	A	New Mexico St.	55 69		
				344	A	Chicago St.	71 67			240	H	Grand Canyon	74 59		
				295	A	UMKC	65 63			295	H	UMKC	52 33		
				211	H	Seattle U	52 63			344	H	Chicago St.	83 48		
				332	H	Utah Valley	55 39			332	A	Utah Valley	63 59		

Non-Div I Games: Stanislaus St. 78 51 Fresno Pacific 84 61

CSU Bakersfield

Loss, Non-Conf, S Site, H Home A Away N Neutral

Average RPI Win: 221	WON-LOST	WINNING	LAST 10	STRENGTH OF	OPP. STRENGTH	TEAM	ADJ.	CONF.	ADJ CONF.
Average RPI Loss: 142	RECORD	PCT. RANK	GAMES	SCHEDULE	OF SCHEDULE	RPI	RPI	RPI	RPI
DIV. I ONLY	18- 14	129	7- 3	180	206	156	156	23	23
DIV. I NON-CONF.	7- 7	164	0- 0	106	137	131	131	23	23
TOTALS	RPI 1-25	RPI 26-50	W-L RECORDS	RPI 51-100	RPI 101-150	RPI 150+			
18- 14	0- 2	0- 1	OVERALL	0- 3	3- 3	15- 5			
8- 7	0- 0	0- 1	HOME	0- 2	2- 1	6- 3			
9- 6	0- 2	0- 0	AWAY	0- 1	1- 1	8- 2			
1- 1	0- 0	0- 0	NEUTRAL	0- 0	0- 1	1- 0			
7- 7	0- 2	0- 1	NON-CONFERENCE	0- 1	2- 1	5- 2			
2- 5	0- 0	0- 1	HOME	0- 1	1- 1	1- 2			
5- 2	0- 2	0- 0	AWAY	0- 0	1- 0	4- 0			
0- 0	0- 0	0- 0	NEUTRAL	0- 0	0- 0	0- 0			
11- 7	0- 0	0- 0	CONFERENCE	0- 2	1- 2	10- 3			
6- 2	0- 0	0- 0	HOME	0- 1	1- 0	5- 1			
4- 4	0- 0	0- 0	AWAY	0- 1	0- 1	4- 2			
1- 1	0- 0	0- 0	NEUTRAL	0- 0	0- 1	1- 0			

RPI	S	Opponent	Score	RPI	S	Opponent	Score	RPI	S	Opponent	Score	RPI	S	Opponent	Score	Team's RPI: 156
5	A	Stanford	54 88	43	H	Michigan St.	59 63	56	H	Penn	36 47	102	A	Long Beach St.	60 63	
9	A	Washington	44 101					73	A	UC Davis	65 81	102	H	Long Beach St.	63 56	
								73	H	UC Davis	55 63	102	N	Long Beach St.	60 61	
												114	A	Saint Mary's (CA)	73 61	
												137	H	Eastern Wash.	57 71	
												145	H	Detroit Mercy	76 67	
												151	A	Fresno St.	61 57	
												189	A	UC Riverside	70 67	
												189	H	UC Riverside	79 70	
												201	A	UC Santa Barbara	62 55	
												201	H	UC Santa Barbara	75 61	
												211	A	Seattle U	68 64	
												212	H	Portland St.	99 72	
												224	H	San Diego	67 76	
												236	A	Hawaii	60 49	
												236	H	Hawaii	67 56	
												236	N	Hawaii	71 64	
												237	A	Weber St.	89 78	
												272	A	Cal Poly	68 79	
												272	H	Cal Poly	63 70	
												289	H	Southern Utah	71 77	
												292	A	Northern Ariz.	83 79	
												327	A	UC Irvine	52 77	
												327	H	UC Irvine	85 77	
												346	A	Cal St. Fullerton	71 54	
												346	H	Cal St. Fullerton	58 41	
LAST 12 Division I GAMES:																
		102	N	Long Beach St.	60	61				236	A	Hawaii	60	49		
		236	N	Hawaii	71	64				327	H	UC Irvine	85	77		
		73	H	UC Davis	55	63				189	A	UC Riverside	70	67		
		102	A	Long Beach St.	60	63				201	A	UC Santa Barbara	62	55		
		189	H	UC Riverside	79	70				236	H	Hawaii	67	56		
		346	A	Cal St. Fullerton	71	54				102	H	Long Beach St.	63	56		

Non-Div I Games:

CSUN

■ Loss,
 ■ Non-Conf,
 ■ S Site,
 ■ Home
 ■ Away
 N Neutral

Average RPI Win:	262	WON-LOST	WINNING	LAST 10	STRENGTH OF	OPP. STRENGTH	TEAM	ADJ.	CONF.	ADJ CONF.
Average RPI Loss:	165	RECORD	PCT. RANK	GAMES	SCHEDULE	OF SCHEDULE	RPI	RPI	RPI	RPI
DIV. I ONLY	11- 18	243	4- 6	281	243	272	272	23	23	
DIV. I NON-CONF.	4- 8	231	0- 0	222	235	276	276	23	23	
TOTALS	RPI 1-25	RPI 26-50	W-L RECORDS	RPI 51-100	RPI 101-150	RPI 150+				
11- 18	0- 2	0- 0	OVERALL	0- 3	1- 3	10- 10				
8- 6	0- 0	0- 0	HOME	0- 1	1- 2	7- 3				
3- 11	0- 2	0- 0	AWAY	0- 2	0- 1	3- 6				
0- 1	0- 0	0- 0	NEUTRAL	0- 0	0- 0	0- 1				
4- 8	0- 2	0- 0	NON-CONFERENCE	0- 1	0- 2	4- 3				
4- 2	0- 0	0- 0	HOME	0- 0	0- 2	4- 0				
0- 6	0- 2	0- 0	AWAY	0- 1	0- 0	0- 3				
0- 0	0- 0	0- 0	NEUTRAL	0- 0	0- 0	0- 0				
7- 10	0- 0	0- 0	CONFERENCE	0- 2	1- 1	6- 7				
4- 4	0- 0	0- 0	HOME	0- 1	1- 0	3- 3				
3- 5	0- 0	0- 0	AWAY	0- 1	0- 1	3- 3				
0- 1	0- 0	0- 0	NEUTRAL	0- 0	0- 0	0- 1				

RPI 1-25				RPI 26-50				RPI 51-100				RPI 101+ Team's RPI: 272			
RPI	S	Opponent	Score	RPI	S	Opponent	Score	RPI	S	Opponent	Score	RPI	S	Opponent	Score
5	A	Stanford	55 83					59	A	Montana St.	52 71	102	A	Long Beach St.	80 83
8	A	UCLA	64 80					73	A	UC Davis	75 83	102	H	Long Beach St.	69 67
								73	H	UC Davis	53 61	114	H	Saint Mary's (CA)	71 79
												143	H	San Francisco	67 73
												156	A	CSUN	70 63
												156	H	CSUN	79 68
												189	A	UC Riverside	59 68
												189	H	UC Riverside	69 72
												201	A	UC Santa Barbara	63 77
												201	H	UC Santa Barbara	78 67
												236	A	Hawaii	57 66
												236	H	Hawaii	79 87
												236	N	Hawaii	50 71
												240	A	Grand Canyon	59 64
												261	A	CSU Bakersfield	49 57
												286	A	Sacramento St.	96 97
												292	H	Northern Ariz.	58 53
												307	H	North Dakota St.	73 46
												314	H	Pepperdine	62 52
												327	A	UC Irvine	78 60
												327	H	UC Irvine	71 74
												332	H	Utah Valley	77 65
												346	A	Cal St. Fullerton	69 45
												346	H	Cal St. Fullerton	73 57
LAST 12 Division I GAMES:															
				236	N	Hawaii	50 71					346	A	Cal St. Fullerton	69 45
				201	A	UC Santa Barbara	63 77					327	A	UC Irvine	78 60
				346	H	Cal St. Fullerton	73 57					189	H	UC Riverside	69 72
				73	A	UC Davis	75 83					73	H	UC Davis	53 61
				327	H	UC Irvine	71 74					236	A	Hawaii	57 66
				102	H	Long Beach St.	69 67					156	A	CSUN	70 63

Non-Div I Games:

Cal Poly

■ Loss,
 ■ Non-Conf,
 ■ S Site,
 ■ Home
 ■ A Away
 N Neutral

Average RPI Win:	326	WON-LOST	WINNING	LAST 10	STRENGTH OF	OPP. STRENGTH	TEAM	ADJ.	CONF.	ADJ CONF.
Average RPI Loss:	197	RECORD	PCT. RANK	GAMES	SCHEDULE	OF SCHEDULE	RPI	RPI	RPI	RPI
DIV. I ONLY	2- 25	344	0- 10	309	262	346	346	23	23	
DIV. I NON-CONF.	1- 10	325	0- 0	332	305	346	346	23	23	
TOTALS	RPI 1-25	RPI 26-50	W-L RECORDS	RPI 51-100	RPI 101-150	RPI 150+				
2- 25	0- 0	0- 0	OVERALL	0- 2	0- 5	2- 18				
2- 12	0- 0	0- 0	HOME	0- 1	0- 2	2- 9				
0- 13	0- 0	0- 0	AWAY	0- 1	0- 3	0- 9				
0- 0	0- 0	0- 0	NEUTRAL	0- 0	0- 0	0- 0				
1- 10	0- 0	0- 0	NON-CONFERENCE	0- 0	0- 3	1- 7				
1- 5	0- 0	0- 0	HOME	0- 0	0- 1	1- 4				
0- 5	0- 0	0- 0	AWAY	0- 0	0- 2	0- 3				
0- 0	0- 0	0- 0	NEUTRAL	0- 0	0- 0	0- 0				
1- 15	0- 0	0- 0	CONFERENCE	0- 2	0- 2	1- 11				
1- 7	0- 0	0- 0	HOME	0- 1	0- 1	1- 5				
0- 8	0- 0	0- 0	AWAY	0- 1	0- 1	0- 6				
0- 0	0- 0	0- 0	NEUTRAL	0- 0	0- 0	0- 0				

RPI S	Opponent	Score	RPI S	Opponent	Score	RPI S	Opponent	Score	RPI S	Opponent	Score	Team's RPI: 346
						73	A UC Davis	39 59	102	A Long Beach St.	55 84	
						73	H UC Davis	51 70	102	H Long Beach St.	48 65	
									119	A Wyoming	26 61	
									137	A Eastern Wash.	67 84	
									141	H Idaho	86 88	
									156	A CSUN	41 58	
									156	H CSUN	54 71	
									189	A UC Riverside	45 68	
									189	H UC Riverside	63 75	
									198	H Columbia	46 61	
									201	A UC Santa Barbara	37 57	
									201	H UC Santa Barbara	49 56	
									205	H Loyola Marymount	62 77	
									212	A Portland St.	73 81	
									224	A San Diego	50 103	
									236	A Hawaii	50 60	
									236	H Hawaii	45 55	
									270	H San Diego St.	61 71	
									272	A Cal Poly	57 73	
									272	H Cal Poly	45 69	
									312	A Denver	58 77	
									314	H Pepperdine	58 69	
									325	H Montana	72 56	
									327	A UC Irvine	62 69	
									327	H UC Irvine	64 53	
LAST 12 Division I GAMES:												
327	A	UC Irvine	62	69	102	A	Long Beach St.	55	84			
272	A	Cal Poly	57	73	201	A	UC Santa Barbara	37	57			
236	H	Hawaii	45	55	73	A	UC Davis	39	59			
156	H	CSUN	54	71	102	H	Long Beach St.	48	65			
189	H	UC Riverside	63	75	189	A	UC Riverside	45	68			
272	H	Cal Poly	45	69	73	H	UC Davis	51	70			

Non-Div I Games: Antelope Valley 64 56 Whittier 97 49

Cal St. Fullerton

■ Loss,
 ■ Non-Conf,
 ■ S Site,
 ■ Home
 ■ A Away
 N Neutral

California

Through Games Of April 2, 2017

Average RPI Win:	140	WON-LOST	WINNING	LAST 10	STRENGTH OF	OPP. STRENGTH	TEAM	ADJ.	CONF.	ADJ CONF.
Average RPI Loss:	31	RECORD	PCT. RANK	GAMES	SCHEDULE	OF SCHEDULE	RPI	RPI	RPI	RPI
DIV. I ONLY	20- 14	119	3- 7	34	15	48	48	1	1	
DIV. I NON-CONF.	13- 1	4	1- 1	133	127	16	16	1	1	
TOTALS	RPI 1-25	RPI 26-50	W-L RECORDS	RPI 51-100	RPI 101-150	RPI 150+				
20- 14	3- 8	1- 2	OVERALL	3- 4	6- 0	7- 0				
10- 6	1- 3	0- 1	HOME	1- 2	3- 0	5- 0				
5- 7	1- 4	0- 1	AWAY	1- 2	2- 0	1- 0				
5- 1	1- 1	1- 0	NEUTRAL	1- 0	1- 0	1- 0				
13- 1	1- 1	1- 0	NON-CONFERENCE	0- 0	4- 0	7- 0				
7- 0	0- 0	0- 0	HOME	0- 0	2- 0	5- 0				
2- 1	0- 1	0- 0	AWAY	0- 0	1- 0	1- 0				
4- 0	1- 0	1- 0	NEUTRAL	0- 0	1- 0	1- 0				
7- 13	2- 7	0- 2	CONFERENCE	3- 4	2- 0	0- 0				
3- 6	1- 3	0- 1	HOME	1- 2	1- 0	0- 0				
3- 6	1- 3	0- 1	AWAY	1- 2	1- 0	0- 0				
1- 1	0- 1	0- 0	NEUTRAL	1- 0	0- 0	0- 0				

RPI 1-25				RPI 26-50				Team's RPI: 48	RPI 51-100				RPI 101+			
RPI	S	Opponent	Score	RPI	S	Opponent	Score		RPI	S	Opponent	Score	RPI	S	Opponent	Score
5	A	Stanford	54 72	33	A	Arizona St.	62 72		64	A	Washington St.	79 84	105	N	Southern Miss.	71 51
5	H	Stanford	66 72	33	H	Arizona St.	45 54		78	A	Utah	57 63	114	A	Saint Mary's (CA)	74 67
6	A	Oregon St.	56 71	40	N	LSU	55 52		78	H	Utah	64 73	123	A	Arizona	74 64
6	H	Oregon St.	56 66						83	A	Colorado	65 53	123	H	Arizona	71 60
6	N	Oregon St.	49 65						83	H	Colorado	59 64	127	H	Duquesne	86 66
7	A	Baylor	46 86						89	H	Southern California	63 56	143	H	San Francisco	75 52
8	H	UCLA	80 77						89	N	Southern California	71 58	163	H	Santa Clara	73 58
9	A	Washington	67 90										189	H	UC Riverside	71 56
20	N	Oklahoma	82 74										192	A	Nebraska	86 65
24	A	Oregon	55 49										261	H	CSU Bakersfield	86 63
24	H	Oregon	66 69										286	H	Sacramento St.	97 73
													306	H	Lehigh	96 63
													318	N	Arkansas St.	80 55
LAST 12 Division I GAMES:																
7	A	Baylor	46 86	5	A	Stanford	54 72									
40	N	LSU	55 52	5	H	Stanford	66 72									
6	N	Oregon St.	49 65	83	H	Colorado	59 64									
89	N	Southern California	71 58	78	H	Utah	64 73									
6	A	Oregon St.	56 71	89	H	Southern California	63 56									
24	A	Oregon	55 49	8	H	UCLA	80 77									

Non-Div I Games:

California

■ Loss,
■ Non-Conf,
■ S Site,
■ Home
■ A Away
N Neutral

Average RPI Win:	284	WON-LOST	WINNING	LAST 10	STRENGTH OF	OPP. STRENGTH	TEAM	ADJ.	CONF.	ADJ CONF.
Average RPI Loss:	186	RECORD	PCT. RANK	GAMES	SCHEDULE	OF SCHEDULE	RPI	RPI	RPI	RPI
DIV. I ONLY	18- 10	96	5- 5	330	334	200	200	28	28	
DIV. I NON-CONF.	5- 4	136	0- 1	319	348	248	248	28	28	
TOTALS	RPI 1-25	RPI 26-50	W-L RECORDS	RPI 51-100	RPI 101-150	RPI 150+				
18- 10	0- 0	0- 0	OVERALL	0- 1	0- 3	18- 6				
8- 5	0- 0	0- 0	HOME	0- 0	0- 2	8- 3				
8- 4	0- 0	0- 0	AWAY	0- 1	0- 1	8- 2				
2- 1	0- 0	0- 0	NEUTRAL	0- 0	0- 0	2- 1				
5- 4	0- 0	0- 0	NON-CONFERENCE	0- 1	0- 1	5- 2				
1- 3	0- 0	0- 0	HOME	0- 0	0- 1	1- 2				
2- 1	0- 0	0- 0	AWAY	0- 1	0- 0	2- 0				
2- 0	0- 0	0- 0	NEUTRAL	0- 0	0- 0	2- 0				
13- 6	0- 0	0- 0	CONFERENCE	0- 0	0- 2	13- 4				
7- 2	0- 0	0- 0	HOME	0- 0	0- 1	7- 1				
6- 3	0- 0	0- 0	AWAY	0- 0	0- 1	6- 2				
0- 1	0- 0	0- 0	NEUTRAL	0- 0	0- 0	0- 1				

RPI S	Opponent	Score	RPI S	Opponent	Score	RPI S	Opponent	Score	RPI S	Opponent	Score	Team's RPI: 200
						96 A	Mercer	60 76	126 A	Radford	48 49	
									126 H	Radford	42 61	
									149 H	VCU	53 66	
									195 A	UNC Asheville	61 55	
									195 H	UNC Asheville	61 60	
									195 N	UNC Asheville	55 64	
									204 H	ETSU	55 56	
									226 A	Presbyterian	49 39	
									226 H	Presbyterian	50 42	
									228 H	Saint Francis (PA)	68 79	
									235 A	High Point	69 53	
									235 H	High Point	58 33	
									241 A	Liberty	47 57	
									241 H	Liberty	52 58	
									253 A	Charleston So.	43 60	
									253 H	Charleston So.	54 37	
									276 A	Western Caro.	50 48	
									287 N	Ark.-Pine Bluff	51 31	
									313 A	Gardner-Webb	73 61	
									313 H	Gardner-Webb	67 56	
									315 A	USC Upstate	56 41	
									329 N	Morgan St.	62 51	
									335 H	N.C. Central	61 30	
									342 A	Longwood	66 54	
									342 H	Longwood	74 50	
									345 A	Winthrop	70 35	
LAST 12 Division I GAMES:												
			228 H	Saint Francis (PA)	68 79		235 A	High Point	69 53			
			195 N	UNC Asheville	55 64		345 A	Winthrop	70 35			
			241 A	Liberty	47 57		195 H	UNC Asheville	61 60			
			126 A	Radford	48 49		253 A	Charleston So.	43 60			
			313 H	Gardner-Webb	67 56		342 H	Longwood	74 50			
			226 H	Presbyterian	50 42		241 H	Liberty	52 58			

Non-Div I Games: Columbia (SC) 73 32 Saint Augustine's 69 33 St. Andrews 94 39

Campbell

Loss, Non-Conf, S Site, H Home A Away N Neutral

RPI	S	Opponent	Score
345	H	Winthrop	61 32

C
a
m
p
b
e
l
l

C
a
m
p
b
e
l
l

Campbell

Average RPI Win: 264		WON-LOST	WINNING	LAST 10	STRENGTH OF	OPP. STRENGTH	TEAM	ADJ.	CONF.	ADJ CONF.
Average RPI Loss: 143		RECORD	PCT. RANK	GAMES	SCHEDULE	OF SCHEDULE	RPI	RPI	RPI	RPI
DIV. I ONLY		10- 21	267	4- 6	165	218	252	252	18	18
DIV. I NON-CONF.		1- 8	314	0- 0	118	262	283	283	17	17
TOTALS		RPI 1-25	RPI 26-50	W-L RECORDS	RPI 51-100	RPI 101-150	RPI 150+			
10- 21	0- 1		0- 3	OVERALL	0- 0	0- 7	10- 10			
5- 9	0- 0		0- 1	HOME	0- 0	0- 4	5- 4			
4- 11	0- 1		0- 1	AWAY	0- 0	0- 3	4- 6			
1- 1	0- 0		0- 1	NEUTRAL	0- 0	0- 0	1- 0			
1- 8	0- 1		0- 0	NON-CONFERENCE	0- 0	0- 3	1- 4			
0- 4	0- 0		0- 0	HOME	0- 0	0- 2	0- 2			
1- 4	0- 1		0- 0	AWAY	0- 0	0- 1	1- 2			
0- 0	0- 0		0- 0	NEUTRAL	0- 0	0- 0	0- 0			
9- 13	0- 0		0- 3	CONFERENCE	0- 0	0- 4	9- 6			
5- 5	0- 0		0- 1	HOME	0- 0	0- 2	5- 2			
3- 7	0- 0		0- 1	AWAY	0- 0	0- 2	3- 4			
1- 1	0- 0		0- 1	NEUTRAL	0- 0	0- 0	1- 0			

RPI 1-25					
RPI	S	Opponent	Score		
19	A	Ohio St.	56	89	
RPI 26-50					
RPI	S	Opponent	Score		
29	A	Quinnipiac	49	62	
29	H	Quinnipiac	53	64	
29	N	Quinnipiac	58	63	
RPI 51-100					
RPI	S	Opponent	Score		
106	H	Buffalo	52	65	
107	A	Rider	50	61	
107	H	Rider	70	71	
132	A	Cornell	43	60	
138	H	Lamar University	51	65	
148	A	Iona	52	55	
148	H	Iona	45	58	
161	H	Northeastern	59	83	
165	A	Fairfield	48	57	
165	H	Fairfield	63	49	
177	A	Morehead St.	68	77	
179	A	Siena	42	67	
179	H	Siena	67	77	
219	A	Monmouth	53	55	
219	H	Monmouth	74	54	
228	A	Saint Francis (PA)	74	95	
231	A	Marist	60	67	
231	H	Marist	74	85	
242	H	Akron	64	73	
248	A	St. Bonaventure	74	57	
265	A	Niagara	65	57	
265	H	Niagara	52	41	
265	N	Niagara	80	74	
278	A	Manhattan	62	57	
278	H	Manhattan	58	48	
326	A	Saint Peter's	59	54	
Team's RPI: 252					
LAST 12 Division I GAMES:					
29	N	Quinnipiac	58	63	
265	N	Niagara	80	74	
29	A	Quinnipiac	49	62	
165	A	Fairfield	48	57	
179	H	Siena	67	77	
326	H	Saint Peter's	61	56	
107	A	Rider	50	61	
265	H	Niagara	52	41	
148	H	Iona	45	58	
278	H	Manhattan	58	48	
231	A	Marist	60	67	
179	A	Siena	42	67	

Non-Div I Games:

Canisius

Loss, Non-Conf, S Site, H Home A Away N Neutral

RPI S Opponent Score

RPI S Opponent Score
326 H Saint Peter's 61 56

C
a
n
i
s
i
u
s

C
a
n
i
s
i
u
s















































































Canisius

Average RPI Win:	258	WON-LOST	WINNING	LAST 10	STRENGTH OF	OPP. STRENGTH	TEAM	ADJ.	CONF.	ADJ CONF.
Average RPI Loss:	78	RECORD	PCT. RANK	GAMES	SCHEDULE	OF SCHEDULE	RPI	RPI	RPI	RPI
DIV. I ONLY	22- 5	14	9- 1	288	259	81	81	27	27	
DIV. I NON-CONF.	4- 3	131	0- 1	239	41	107	107	27	27	
TOTALS	RPI 1-25	RPI 26-50	W-L RECORDS	RPI 51-100	RPI 101-150	RPI 150+				
22- 5	0- 2	0- 0	OVERALL	3- 0	1- 3	18- 0				
9- 1	0- 0	0- 0	HOME	1- 0	1- 1	7- 0				
9- 4	0- 1	0- 0	AWAY	1- 0	0- 1	8- 0				
4- 0	0- 0	0- 0	NEUTRAL	1- 0	0- 0	3- 0				
4- 3	0- 2	0- 0	NON-CONFERENCE	0- 0	0- 1	4- 0				
1- 0	0- 0	0- 0	HOME	0- 0	0- 0	1- 0				
1- 3	0- 2	0- 0	AWAY	0- 0	0- 1	1- 0				
2- 0	0- 0	0- 0	NEUTRAL	0- 0	0- 0	2- 0				
18- 2	0- 0	0- 0	CONFERENCE	3- 0	1- 2	14- 0				
8- 1	0- 0	0- 0	HOME	1- 0	1- 1	6- 0				
8- 1	0- 0	0- 0	AWAY	1- 0	0- 1	7- 0				
2- 0	0- 0	0- 0	NEUTRAL	1- 0	0- 0	1- 0				

RPI 1-25				RPI 26-50				RPI 51-100				RPI 101+ Team's RPI: 81			
RPI	S	Opponent	Score	RPI	S	Opponent	Score	RPI	S	Opponent	Score	RPI	S	Opponent	Score
13	A	Texas	50 78					98	A	SFA	67 63	103	A	Abilene Christian	76 83
23	A	Texas A&M	49 74					98	H	SFA	70 58	103	H	Abilene Christian	80 70
								98	N	SFA	60 35	111	A	Texas Tech	45 79
												138	H	Lamar University	56 70
												175	N	Houston	69 55
												238	A	New Orleans	55 51
												241	N	Liberty	61 41
												268	A	A&M-Corpus Christi	49 41
												268	N	A&M-Corpus Christi	62 44
												283	A	McNeese	72 49
												283	H	McNeese	67 52
												298	A	Nicholls St.	61 52
												303	A	Alcorn	71 57
												303	H	Alcorn	59 45
												305	A	Northwestern St.	62 51
												305	H	Northwestern St.	76 43
												330	A	Southeastern La.	78 64
												330	H	Southeastern La.	77 55
												334	H	Incarinate Word	63 50
												338	A	Houston Baptist	80 49
												338	H	Houston Baptist	83 39
												340	H	Sam Houston St.	75 48
LAST 12 Division I GAMES:															
13	A	Texas	50 78	338	H	Houston Baptist	83 39								
98	N	SFA	60 35	340	H	Sam Houston St.	75 48								
268	N	A&M-Corpus Christi	62 44	298	A	Nicholls St.	61 52								
305	A	Northwestern St.	62 51	103	H	Abilene Christian	80 70								
98	H	SFA	70 58	330	H	Southeastern La.	77 55								
330	A	Southeastern La.	78 64	283	A	McNeese	72 49								





Non-Div I Games: Crowley's Ridge 102 31 Williams Baptist 82 32 Central Baptist 94 47 Hendrix 71 39
Central Ark.

Average RPI Win:	294	WON-LOST	WINNING	LAST 10	STRENGTH OF	OPP. STRENGTH	TEAM	ADJ.	CONF.	ADJ CONF.
Average RPI Loss:	210	RECORD	PCT. RANK	GAMES	SCHEDULE	OF SCHEDULE	RPI	RPI	RPI	RPI
DIV. I ONLY	11- 20	255	3- 7	326	326	301	301	31	31	
DIV. I NON-CONF.	1- 10	325	0- 0	295	167	343	343	32	32	
TOTALS	RPI 1-25	RPI 26-50	W-L RECORDS	RPI 51-100	RPI 101-150	RPI 150+				
11- 20	0- 0	0- 1	OVERALL	0- 2	0- 0	11- 17				
7- 5	0- 0	0- 0	HOME	0- 0	0- 0	7- 5				
4- 14	0- 0	0- 1	AWAY	0- 2	0- 0	4- 11				
0- 1	0- 0	0- 0	NEUTRAL	0- 0	0- 0	0- 1				
1- 10	0- 0	0- 1	NON-CONFERENCE	0- 2	0- 0	1- 7				
1- 2	0- 0	0- 0	HOME	0- 0	0- 0	1- 2				
0- 7	0- 0	0- 1	AWAY	0- 2	0- 0	0- 4				
0- 1	0- 0	0- 0	NEUTRAL	0- 0	0- 0	0- 1				
10- 10	0- 0	0- 0	CONFERENCE	0- 0	0- 0	10- 10				
6- 3	0- 0	0- 0	HOME	0- 0	0- 0	6- 3				
4- 7	0- 0	0- 0	AWAY	0- 0	0- 0	4- 7				
0- 0	0- 0	0- 0	NEUTRAL	0- 0	0- 0	0- 0				

RPI S	Opponent	Score	RPI S	Opponent	Score	RPI S	Opponent	Score	RPI S	Opponent	Score	Team's RPI: 301
			31 	 Syracuse	63  95	77 	 Virginia Tech	47  81	169 	Robert Morris	46  55	
						90 	 New Hampshire	52  56	169 	Robert Morris	62  70	
									169 	Robert Morris	39  62	
									170 	 Boston College	46  66	
									188 	Hartford	58  68	
									199 	 Seton Hall	70  78	
									202 	Sacred Heart	61  82	
									202 	Sacred Heart	67 50	
									222 	 Dartmouth	51  61	
									228 	Saint Francis (PA)	65 57	
									228 	Saint Francis (PA)	81  87	
									228 	Saint Francis (PA)	70  72	
									243 	Bryant	64  70	
									243 	Bryant	53 52	
									262 	 Stony Brook	59  64	
									270 N	 San Diego St.	62  80	
									274 	 Vermont	78 76	
									288 	Mt. St. Mary's	66  81	
									288 	Mt. St. Mary's	68 58	
									310 	 Massachusetts	37  76	
									323 	St. Francis Brooklyn	61 53	
									323 	St. Francis Brooklyn	71 44	
									336 	LIU Brooklyn	76 71	
									336 	LIU Brooklyn	62  68	
									339 	Fairleigh Dickinson	64  77	
									339 	Fairleigh Dickinson	68 49	
LAST 12 Division I GAMES:												
169 	Robert Morris	62  70	339 	Fairleigh Dickinson	64  77							
228 	Saint Francis (PA)	65 57	202 	Sacred Heart	61  82							
243 	Bryant	64  70	341 	Wagner	83 71							
323 	St. Francis Brooklyn	71 44	288 	Mt. St. Mary's	66  81							
228 	Saint Francis (PA)	70  72	336 	LIU Brooklyn	62  68							
169 	Robert Morris	39  62	243 	Bryant	53 52							

Non-Div I Games:

Central Conn. St.

 Loss,
  Non-Conf,
  S Site,
  H Home
  A Away
 N Neutral

RPI	S	Opponent	Score
341	A	Wagner	83 71
341	H	Wagner	66 53

Central Conn. St.

Average RPI Win:	191	WON-LOST	WINNING	LAST 10	STRENGTH OF	OPP. STRENGTH	TEAM	ADJ.	CONF.	ADJ CONF.
Average RPI Loss:	82	RECORD	PCT. RANK	GAMES	SCHEDULE	OF SCHEDULE	RPI	RPI	RPI	RPI
DIV. I ONLY	23- 9	49	7- 3	103	111	54	54	10	10	
DIV. I NON-CONF.	8- 5	112	0- 1	230	110	141	141	10	10	
TOTALS	RPI 1-25	RPI 26-50	W-L RECORDS	RPI 51-100	RPI 101-150	RPI 150+				
23- 9	0- 1	0- 2	OVERALL	6- 2	3- 3	14- 1				
15- 1	0- 0	0- 1	HOME	3- 0	3- 0	9- 0				
6- 7	0- 1	0- 1	AWAY	3- 2	0- 3	3- 0				
2- 1	0- 0	0- 0	NEUTRAL	0- 0	0- 0	2- 1				
8- 5	0- 1	0- 2	NON-CONFERENCE	0- 1	1- 1	7- 0				
6- 1	0- 0	0- 1	HOME	0- 0	1- 0	5- 0				
0- 4	0- 1	0- 1	AWAY	0- 1	0- 1	0- 0				
2- 0	0- 0	0- 0	NEUTRAL	0- 0	0- 0	2- 0				
15- 4	0- 0	0- 0	CONFERENCE	6- 1	2- 2	7- 1				
9- 0	0- 0	0- 0	HOME	3- 0	2- 0	4- 0				
6- 3	0- 0	0- 0	AWAY	3- 1	0- 2	3- 0				
0- 1	0- 0	0- 0	NEUTRAL	0- 0	0- 0	0- 1				

RPI 1-25				RPI 26-50				RPI 51-100				RPI 101+			
RPI	S	Opponent	Score	RPI	S	Opponent	Score	RPI	S	Opponent	Score	RPI	S	Opponent	Score
3	A	Notre Dame	47 107	27	H	Elon	57 71	55	A	Toledo	72 74	106	A	Buffalo	56 67
				46	A	Purdue	51 62	55	H	Toledo	72 61	106	H	Buffalo	88 71
								75	A	Middle Tenn.	69 79	122	H	Saint Joseph's	73 71
								79	A	Ohio	70 64	125	A	Ball St.	73 81
								79	H	Ohio	64 59	125	H	Ball St.	101 92
								86	A	Northern Ill.	109 94	134	A	Wright St.	64 66
								86	H	Northern Ill.	109 86	155	H	Oakland	70 67
								99	A	Kent St.	91 78	164	A	Western Mich.	94 73
												164	H	Western Mich.	94 83
												164	N	Western Mich.	63 67
												208	H	Illinois	82 51
												242	H	Akron	89 62
												250	H	Furman	81 71
												251	H	Miami (OH)	80 61
												260	A	Bowling Green	76 65
												285	A	Eastern Mich.	104 63
												285	H	Eastern Mich.	71 48
												307	N	North Dakota St.	77 55
												320	H	Ill.-Chicago	77 55
												328	H	Loyola Chicago	95 57
												332	N	Utah Valley	71 62
LAST 12 Division I GAMES:															
134	A	Wright St.	64 66	55	H	Toledo	72 61								
164	N	Western Mich.	63 67	79	A	Ohio	70 64								
285	H	Eastern Mich.	71 48	164	H	Western Mich.	94 83								
164	A	Western Mich.	94 73	86	A	Northern Ill.	109 94								
125	A	Ball St.	73 81	285	A	Eastern Mich.	104 63								
86	H	Northern Ill.	109 86	79	H	Ohio	64 59								

Non-Div I Games:

Central Mich.

Average RPI Win:	275	WON-LOST	WINNING	LAST 10	STRENGTH OF	OPP. STRENGTH	TEAM	ADJ.	CONF.	ADJ CONF.
Average RPI Loss:	189	RECORD	PCT. RANK	GAMES	SCHEDULE	OF SCHEDULE	RPI	RPI	RPI	RPI
DIV. I ONLY	15- 14	160	5- 5	337	306	253	253	28	28	
DIV. I NON-CONF.	3- 6	231	0- 1	343	219	327	327	28	28	
TOTALS	RPI 1-25	RPI 26-50	W-L RECORDS	RPI 51-100	RPI 101-150	RPI 150+				
15- 14	0- 0	0- 1	OVERALL	0- 0	1- 3	14- 10				
9- 5	0- 0	0- 0	HOME	0- 0	1- 0	8- 5				
6- 8	0- 0	0- 1	AWAY	0- 0	0- 2	6- 5				
0- 1	0- 0	0- 0	NEUTRAL	0- 0	0- 1	0- 0				
3- 6	0- 0	0- 1	NON-CONFERENCE	0- 0	0- 1	3- 4				
2- 3	0- 0	0- 0	HOME	0- 0	0- 0	2- 3				
1- 3	0- 0	0- 1	AWAY	0- 0	0- 1	1- 1				
0- 0	0- 0	0- 0	NEUTRAL	0- 0	0- 0	0- 0				
12- 8	0- 0	0- 0	CONFERENCE	0- 0	1- 2	11- 6				
7- 2	0- 0	0- 0	HOME	0- 0	1- 0	6- 2				
5- 5	0- 0	0- 0	AWAY	0- 0	0- 1	5- 4				
0- 1	0- 0	0- 0	NEUTRAL	0- 0	0- 1	0- 0				

RPI S	Opponent	Score	RPI S	Opponent	Score	RPI S	Opponent	Score	RPI S	Opponent	Score	Team's RPI: 253
			37 A	West Virginia	38 88				121 A	North Carolina	77 93	
									126 A	Radford	59 67	
									126 H	Radford	57 45	
									126 N	Radford	50 53	
									176 H	UNCG	37 45	
									195 A	UNC Asheville	47 56	
									195 H	UNC Asheville	73 66	
									200 A	Campbell	37 54	
									200 H	Campbell	60 43	
									218 H	Col. of Charleston	76 79	
									226 A	Presbyterian	48 50	
									226 H	Presbyterian	52 34	
									234 H	Wofford	45 59	
									235 A	High Point	74 68	
									235 H	High Point	62 64	
									241 A	Liberty	56 67	
									241 A	Liberty	52 50	
									241 H	Liberty	72 81	
									246 H	Ga. Southern	55 54	
									276 A	Western Caro.	53 58	
									304 A	Lipscomb	67 52	
									313 A	Gardner-Webb	51 48	
									313 H	Gardner-Webb	64 57	
									342 A	Longwood	62 47	
									342 H	Longwood	71 63	
									345 A	Winthrop	70 58	
LAST 12 Division I GAMES:												
			176 H	UNCG	37 45				235 H	High Point	62 64	
			126 N	Radford	50 53				241 A	Liberty	56 67	
			241 A	Liberty	52 50				195 H	UNC Asheville	73 66	
			345 A	Winthrop	70 58				126 A	Radford	59 67	
			313 A	Gardner-Webb	51 48				200 H	Campbell	60 43	
			342 H	Longwood	71 63				226 H	Presbyterian	52 34	

Non-Div I Games: Southern Wesleyan 80 57 Montreat 79 50 Paine 75 67

Charleston So.

Loss, Non-Conf, S Site, H Home A Away N Neutral

RPI	S	Opponent	Score
345	H	Winthrop	71 52
348	H	South Carolina St.	67 62

C
h
a
r
l
e
s
t
o
n
S
o
.

C
h
a
r
l
e
s
t
o
n
S
o
.

Charleston So. .

Average RPI Win:	209	WON-LOST	WINNING	LAST 10	STRENGTH OF	OPP. STRENGTH	TEAM	ADJ.	CONF.	ADJ CONF.
Average RPI Loss:	101	RECORD	PCT. RANK	GAMES	SCHEDULE	OF SCHEDULE	RPI	RPI	RPI	RPI
DIV. I ONLY	21- 10	71	5- 5	210	100	120	120	14	14	
DIV. I NON-CONF.	8- 3	59	0- 0	301	47	120	120	15	15	
TOTALS	RPI 1-25	RPI 26-50	W-L RECORDS	RPI 51-100	RPI 101-150	RPI 150+				
21- 10	0- 1	1- 1	OVERALL	0- 3	4- 4	16- 1				
10- 4	0- 0	1- 0	HOME	0- 1	0- 2	9- 1				
10- 3	0- 1	0- 1	AWAY	0- 0	4- 1	6- 0				
1- 3	0- 0	0- 0	NEUTRAL	0- 2	0- 1	1- 0				
8- 3	0- 1	0- 0	NON-CONFERENCE	0- 2	1- 0	7- 0				
5- 0	0- 0	0- 0	HOME	0- 0	0- 0	5- 0				
3- 1	0- 1	0- 0	AWAY	0- 0	1- 0	2- 0				
0- 2	0- 0	0- 0	NEUTRAL	0- 2	0- 0	0- 0				
13- 7	0- 0	1- 1	CONFERENCE	0- 1	3- 4	9- 1				
5- 4	0- 0	1- 0	HOME	0- 1	0- 2	4- 1				
7- 2	0- 0	0- 1	AWAY	0- 0	3- 1	4- 0				
1- 1	0- 0	0- 0	NEUTRAL	0- 0	0- 1	1- 0				

RPI 1-25				RPI 26-50				RPI 51-100				RPI 101+ Team's RPI: 120			
RPI	S	Opponent	Score	RPI	S	Opponent	Score	RPI	S	Opponent	Score	RPI	S	Opponent	Score
17	A	Miami (FL)	46 80	38	A	Western Ky.	74 75	53	N	Boise St.	65 68	105	A	Southern Miss.	78 61
				38	H	Western Ky.	89 85	75	H	Middle Tenn.	81 83	127	A	Duquesne	77 63
								78	N	Utah	68 81	134	A	Old Dominion	86 75
												134	H	Old Dominion	70 72
												139	A	Louisiana Tech	54 80
												139	N	Louisiana Tech	55 66
												142	A	Rice	69 51
												142	H	Rice	52 55
												159	A	Pittsburgh	70 63
												172	H	East Carolina	79 64
												184	A	North Texas	78 63
												184	H	North Texas	66 49
												186	H	UTSA	78 67
												190	H	UAB	81 88
												207	H	Wisconsin	63 48
												218	A	Col. of Charleston	62 49
												226	H	Presbyterian	71 63
												244	A	Marshall	89 75
												244	H	Marshall	93 77
												244	N	Marshall	71 66
												279	H	Davidson	93 79
												300	H	UTEP	84 74
												309	A	FIU	101 54
												337	A	Fla. Atlantic	72 66
												342	H	Longwood	66 41
LAST 12 Division I GAMES:															
				139	N	Louisiana Tech	55 66	134	H	Old Dominion	70 72				
				244	N	Marshall	71 66	75	H	Middle Tenn.	81 83				
				300	H	UTEP	84 74	190	H	UAB	81 88				
				186	H	UTSA	78 67	309	A	FIU	101 54				
				244	A	Marshall	89 75	337	A	Fla. Atlantic	72 66				
				38	A	Western Ky.	74 75	142	H	Rice	52 55				

Non-Div I Games:

Charlotte

■ Loss,
■ Non-Conf, S Site,
■ Home
■ Away
N Neutral

Chattanooga

Through Games Of April 2, 2017

Average RPI Win:	209	WON-LOST	WINNING	LAST 10	STRENGTH OF	OPP. STRENGTH	TEAM	ADJ.	CONF.	ADJ CONF.
Average RPI Loss:	76	RECORD	PCT. RANK	GAMES	SCHEDULE	OF SCHEDULE	RPI	RPI	RPI	RPI
DIV. I ONLY	21- 11	83	8- 2	78	105	63	63	16	16	
DIV. I NON-CONF.	6- 9	208	0- 1	49	11	110	110	18	18	
TOTALS	RPI 1-25	RPI 26-50	W-L RECORDS	RPI 51-100	RPI 101-150	RPI 150+				
21- 11	0- 4	0- 2	OVERALL	3- 2	1- 1	17- 2				
8- 4	0- 1	0- 2	HOME	1- 1	1- 0	6- 0				
8- 6	0- 3	0- 0	AWAY	1- 1	0- 0	7- 2				
5- 1	0- 0	0- 0	NEUTRAL	1- 0	0- 1	4- 0				
6- 9	0- 4	0- 2	NON-CONFERENCE	0- 2	1- 1	5- 0				
1- 4	0- 1	0- 2	HOME	0- 1	1- 0	0- 0				
3- 4	0- 3	0- 0	AWAY	0- 1	0- 0	3- 0				
2- 1	0- 0	0- 0	NEUTRAL	0- 0	0- 1	2- 0				
15- 2	0- 0	0- 0	CONFERENCE	3- 0	0- 0	12- 2				
7- 0	0- 0	0- 0	HOME	1- 0	0- 0	6- 0				
5- 2	0- 0	0- 0	AWAY	1- 0	0- 0	4- 2				
3- 0	0- 0	0- 0	NEUTRAL	1- 0	0- 0	2- 0				

RPI 1-25				RPI 26-50				RPI 51-100 Team's RPI: 63				RPI 101+			
RPI	S	Opponent	Score	RPI	S	Opponent	Score	RPI	S	Opponent	Score	RPI	S	Opponent	Score
1	A	UConn	43 80	32	H	Green Bay	55 71	84	A	FGCU	55 68	117	H	Stetson	66 55
3	H	Notre Dame	58 79	49	H	Indiana	76 79	85	H	Florida	61 72	130	N	Maine	39 49
12	A	Louisville	62 82					96	A	Mercer	74 56	176	A	UNCG	72 75
12	A	Louisville	47 63					96	H	Mercer	70 50	176	H	UNCG	58 55
								96	N	Mercer	61 59	176	N	UNCG	75 53
												204	A	ETSU	70 62
												204	H	ETSU	60 45
												221	A	Rutgers	66 53
												223	A	UT Martin	80 60
												226	A	Presbyterian	56 48
												227	A	Samford	77 61
												227	H	Samford	51 45
												234	A	Wofford	71 61
												234	H	Wofford	76 56
												250	A	Furman	48 65
												250	H	Furman	66 43
												260	N	Bowling Green	54 49
												276	A	Western Caro.	60 48
												276	H	Western Caro.	67 46
												276	N	Western Caro.	85 41
												299	N	Lafayette	68 43
LAST 12 Division I GAMES:															
12	A	Louisville	62 82	276	A	Western Caro.	60 48								
96	N	Mercer	61 59	176	A	UNCG	72 75								
176	N	UNCG	75 53	204	A	ETSU	70 62								
276	N	Western Caro.	85 41	227	H	Samford	51 45								
234	H	Wofford	76 56	96	H	Mercer	70 50								
250	H	Furman	66 43	250	A	Furman	48 65								

Non-Div I Games:

Chattanooga

■ Loss,
■ Non-Conf,
■ S Site,
■ Home
■ A Away
N Neutral

Average RPI Win:	0	WON-LOST	WINNING	LAST 10	STRENGTH OF	OPP. STRENGTH	TEAM	ADJ.	CONF.	ADJ CONF.
Average RPI Loss:	202	RECORD	PCT. RANK	GAMES	SCHEDULE	OF SCHEDULE	RPI	RPI	RPI	RPI
DIV. I ONLY	0- 29	348	0- 10	192	315	344	344	29	29	
DIV. I NON-CONF.	0- 14	335	0- 0	108	297	320	320	29	29	
TOTALS	RPI 1-25	RPI 26-50	W-L RECORDS	RPI 51-100	RPI 101-150	RPI 150+				
0- 29	0- 0	0- 1	OVERALL	0- 3	0- 5	0- 20				
0- 13	0- 0	0- 0	HOME	0- 1	0- 2	0- 10				
0- 15	0- 0	0- 1	AWAY	0- 2	0- 3	0- 9				
0- 1	0- 0	0- 0	NEUTRAL	0- 0	0- 0	0- 1				
0- 14	0- 0	0- 1	NON-CONFERENCE	0- 3	0- 3	0- 7				
0- 6	0- 0	0- 0	HOME	0- 1	0- 1	0- 4				
0- 8	0- 0	0- 1	AWAY	0- 2	0- 2	0- 3				
0- 0	0- 0	0- 0	NEUTRAL	0- 0	0- 0	0- 0				
0- 15	0- 0	0- 0	CONFERENCE	0- 0	0- 2	0- 13				
0- 7	0- 0	0- 0	HOME	0- 0	0- 1	0- 6				
0- 7	0- 0	0- 0	AWAY	0- 0	0- 1	0- 6				
0- 1	0- 0	0- 0	NEUTRAL	0- 0	0- 0	0- 1				

RPI S	Opponent	Score	RPI S	Opponent	Score	RPI S	Opponent	Score	RPI S	Opponent	Score	Team's RPI: 344
26	A Kansas St.	33 83	61	H Western Ill.	50 54	125	A Ball St.	53 88				
			68	A Northwestern	42 75	133	A New Mexico St.	63 100				
			86	A Northern Ill.	85 94	133	H New Mexico St.	54 65				
						134	H Wright St.	65 71				
						144	A Milwaukee	49 71				
						155	H Oakland	60 80				
						164	H Western Mich.	51 64				
						177	A Morehead St.	55 63				
						182	A Cincinnati	53 81				
						211	A Seattle U	53 82				
						211	H Seattle U	51 64				
						211	N Seattle U	60 78				
						215	A UTRGV	43 71				
						215	H UTRGV	46 57				
						240	A Grand Canyon	39 57				
						240	H Grand Canyon	62 73				
						261	A CSU Bakersfield	48 83				
						261	H CSU Bakersfield	67 71				
						291	H Valparaiso	51 53				
						295	A UMKC	53 62				
						295	H UMKC	55 71				
						321	H NJIT	42 57				
						328	A Loyola Chicago	54 59				
						332	A Utah Valley	54 73				
						332	H Utah Valley	59 62				
LAST 12 Division I GAMES:												
211	N Seattle U	60 78	211	A Seattle U	53 82							
295	H UMKC	55 71	133	H New Mexico St.	54 65							
261	H CSU Bakersfield	67 71	240	A Grand Canyon	39 57							
240	H Grand Canyon	62 73	261	A CSU Bakersfield	48 83							
295	A UMKC	53 62	215	H UTRGV	46 57							
332	A Utah Valley	54 73	211	H Seattle U	51 64							

Non-Div I Games:

Chicago St.

■ Loss,
■ Non-Conf,
■ S Site,
■ H Home
■ A Away
N Neutral

Average RPI Win:	217	WON-LOST	WINNING	LAST 10	STRENGTH OF	OPP. STRENGTH	TEAM	ADJ.	CONF.	ADJ CONF.
Average RPI Loss:	104	RECORD	PCT. RANK	GAMES	SCHEDULE	OF SCHEDULE	RPI	RPI	RPI	RPI
DIV. I ONLY	15- 14	160	2- 8	228	86	182	182	6	6	
DIV. I NON-CONF.	8- 4	85	0- 0	337	283	226	226	7	7	
TOTALS	RPI 1-25	RPI 26-50	W-L RECORDS	RPI 51-100	RPI 101-150	RPI 150+				
15- 14	0- 3	0- 1	OVERALL	2- 5	0- 1	13- 4				
10- 6	0- 1	0- 0	HOME	2- 2	0- 1	8- 2				
5- 7	0- 2	0- 1	AWAY	0- 3	0- 0	5- 1				
0- 1	0- 0	0- 0	NEUTRAL	0- 0	0- 0	0- 1				
8- 4	0- 1	0- 0	NON-CONFERENCE	0- 1	0- 0	8- 2				
5- 3	0- 0	0- 0	HOME	0- 1	0- 0	5- 2				
3- 1	0- 1	0- 0	AWAY	0- 0	0- 0	3- 0				
0- 0	0- 0	0- 0	NEUTRAL	0- 0	0- 0	0- 0				
7- 10	0- 2	0- 1	CONFERENCE	2- 4	0- 1	5- 2				
5- 3	0- 1	0- 0	HOME	2- 1	0- 1	3- 0				
2- 6	0- 1	0- 1	AWAY	0- 3	0- 0	2- 1				
0- 1	0- 0	0- 0	NEUTRAL	0- 0	0- 0	0- 1				

RPI 1-25				RPI 26-50				RPI 51-100				RPI 101+ Team's RPI: 182			
RPI	S	Opponent	Score	RPI	S	Opponent	Score	RPI	S	Opponent	Score	RPI	S	Opponent	Score
1	H	UConn	49 96	35	A	South Fla.	52 72	74	A	Tulane	51 62	150	H	Tulsa	61 78
19	A	Ohio St.	38 80					74	H	Tulane	68 74	168	A	Memphis	66 59
25	A	Temple	64 88					87	H	Georgia	48 51	168	H	Memphis	68 57
								94	A	UCF	44 64	172	A	East Carolina	69 80
								94	H	UCF	63 57	172	H	East Carolina	74 64
								95	A	SMU	47 64	175	A	Houston	71 62
								95	H	SMU	67 65	175	H	Houston	85 64
												175	N	Houston	61 74
												203	H	Xavier	61 72
												225	H	Howard	66 56
												251	A	Miami (OH)	49 43
												254	H	Indiana St.	55 63
												260	A	Bowling Green	68 58
												267	A	Southeast Mo. St.	83 75
												281	H	Tennessee Tech	60 38
												287	H	Ark.-Pine Bluff	72 42
												297	H	Eastern Ill.	78 64
												344	H	Chicago St.	81 53
LAST 12 Division I GAMES:															
175	N	Houston	61 74	175	A	Houston	71 62								
150	H	Tulsa	61 78	1	H	UConn	49 96								
25	A	Temple	64 88	35	A	South Fla.	52 72								
172	A	East Carolina	69 80	74	H	Tulane	68 74								
168	H	Memphis	68 57	94	A	UCF	44 64								
74	A	Tulane	51 62	172	H	East Carolina	74 64								

Non-Div I Games: Clarion 92 54

Cincinnati

Average RPI Win:	193	WON-LOST	WINNING	LAST 10	STRENGTH OF	OPP. STRENGTH	TEAM	ADJ.	CONF.	ADJ CONF.
Average RPI Loss:	38	RECORD	PCT. RANK	GAMES	SCHEDULE	OF SCHEDULE	RPI	RPI	RPI	RPI
DIV. I ONLY	15- 16	174	4- 6	44	52	108	108	3	3	
DIV. I NON-CONF.	11- 2	21	0- 0	200	270	70	70	4	4	
TOTALS	RPI 1-25	RPI 26-50	W-L RECORDS	RPI 51-100	RPI 101-150	RPI 150+				
15- 16	0- 9	1- 3	OVERALL	1- 3	4- 0	9- 1				
9- 7	0- 4	1- 1	HOME	0- 2	3- 0	5- 0				
3- 8	0- 4	0- 2	AWAY	0- 1	0- 0	3- 1				
3- 1	0- 1	0- 0	NEUTRAL	1- 0	1- 0	1- 0				
11- 2	0- 2	0- 0	NON-CONFERENCE	0- 0	3- 0	8- 0				
7- 1	0- 1	0- 0	HOME	0- 0	2- 0	5- 0				
2- 1	0- 1	0- 0	AWAY	0- 0	0- 0	2- 0				
2- 0	0- 0	0- 0	NEUTRAL	0- 0	1- 0	1- 0				
4- 14	0- 7	1- 3	CONFERENCE	1- 3	1- 0	1- 1				
2- 6	0- 3	1- 1	HOME	0- 2	1- 0	0- 0				
1- 7	0- 3	0- 2	AWAY	0- 1	0- 0	1- 1				
1- 1	0- 1	0- 0	NEUTRAL	1- 0	0- 0	0- 0				

RPI 1-25				RPI 26-50				RPI 51-100				RPI 101+ Team's RPI: 108			
RPI	S	Opponent	Score	RPI	S	Opponent	Score	RPI	S	Opponent	Score	RPI	S	Opponent	Score
2	A	South Carolina	61 83	31	H	Syracuse	62 88	51	H	Virginia	37 69	121	H	North Carolina	78 67
3	H	Notre Dame	80 84	36	A	North Carolina St.	53 65	77	H	Virginia Tech	69 78	130	H	Maine	69 61
10	A	Duke	37 65	45	A	Georgia Tech	58 72	77	N	Virginia Tech	67 66	134	N	Wright St.	75 51
11	A	Florida St.	47 80	45	H	Georgia Tech	62 61	91	A	Wake Forest	56 68	139	H	Louisiana Tech	78 67
11	H	Florida St.	27 86									159	A	Pittsburgh	54 46
12	H	Louisville	46 60									170	A	Boston College	48 60
12	N	Louisville	46 68									173	H	Bethune-Cookman	59 38
17	A	Miami (FL)	57 81									219	A	Monmouth	60 47
24	H	Oregon	59 87									246	H	Ga. Southern	58 47
												249	A	Jacksonville St.	69 63
												256	H	Coastal Caro.	64 57
												276	H	Western Caro.	78 63
												328	N	Loyola Chicago	61 40
												348	H	South Carolina St.	56 36
LAST 12 Division I GAMES:															
		12	N	Louisville	46	68		159	A	Pittsburgh	54	46			
		77	N	Virginia Tech	67	66		121	H	North Carolina	78	67			
		45	A	Georgia Tech	58	72		10	A	Duke	37	65			
		11	A	Florida St.	47	80		45	H	Georgia Tech	62	61			
		3	H	Notre Dame	80	84		12	H	Louisville	46	60			
		17	A	Miami (FL)	57	81		36	A	North Carolina St.	53	65			

Non-Div I Games:

Clemson

■ Loss,
 ■ Non-Conf,
 ■ S Site,
 ■ H Home
 ■ A Away
 N Neutral

Average RPI Win:	265	WON-LOST	WINNING	LAST 10	STRENGTH OF	OPP. STRENGTH	TEAM	ADJ.	CONF.	ADJ CONF.
Average RPI Loss:	126	RECORD	PCT. RANK	GAMES	SCHEDULE	OF SCHEDULE	RPI	RPI	RPI	RPI
DIV. I ONLY	13- 15	198	4- 6	167	242	183	183	19	19	
DIV. I NON-CONF.	4- 5	195	0- 0	143	230	142	142	21	21	
TOTALS	RPI 1-25	RPI 26-50	W-L RECORDS	RPI 51-100	RPI 101-150	RPI 150+				
13- 15	0- 1	0- 2	OVERALL	0- 2	1- 7	12- 3				
5- 6	0- 0	0- 1	HOME	0- 1	1- 2	4- 2				
7- 8	0- 1	0- 1	AWAY	0- 1	0- 4	7- 1				
1- 1	0- 0	0- 0	NEUTRAL	0- 0	0- 1	1- 0				
4- 5	0- 1	0- 0	NON-CONFERENCE	0- 2	0- 1	4- 1				
0- 2	0- 0	0- 0	HOME	0- 1	0- 0	0- 1				
3- 3	0- 1	0- 0	AWAY	0- 1	0- 1	3- 0				
1- 0	0- 0	0- 0	NEUTRAL	0- 0	0- 0	1- 0				
9- 10	0- 0	0- 2	CONFERENCE	0- 0	1- 6	8- 2				
5- 4	0- 0	0- 1	HOME	0- 0	1- 2	4- 1				
4- 5	0- 0	0- 1	AWAY	0- 0	0- 3	4- 1				
0- 1	0- 0	0- 0	NEUTRAL	0- 0	0- 1	0- 0				

RPI 1-25				RPI 26-50				RPI 51-100				RPI 101+				Team's RPI: 183
RPI	S	Opponent	Score	RPI	S	Opponent	Score	RPI	S	Opponent	Score	RPI	S	Opponent	Score	
19	A	Ohio St.	78 96	32	A	Green Bay	60 79	55	H	Toledo	59 92	113	A	Navy	63 88	
				32	H	Green Bay	51 65	57	A	Bucknell	66 77	134	A	Wright St.	63 84	
												134	H	Wright St.	60 65	
												144	A	Milwaukee	72 76	
												144	H	Milwaukee	78 80	
												145	A	Detroit Mercy	54 66	
												145	H	Detroit Mercy	75 50	
												145	N	Detroit Mercy	56 70	
												155	A	Oakland	74 62	
												155	H	Oakland	79 93	
												232	N	Richmond	69 65	
												233	A	Evansville	66 62	
												260	A	Bowling Green	64 56	
												265	H	Niagara	49 67	
												291	A	Valparaiso	66 62	
												291	H	Valparaiso	71 60	
												294	A	Northern Ky.	58 54	
												294	H	Northern Ky.	77 58	
												297	A	Eastern Ill.	66 56	
												317	A	Youngstown St.	67 92	
												317	H	Youngstown St.	71 68	
												320	A	Ill.-Chicago	63 59	
												320	H	Ill.-Chicago	77 59	
LAST 12 Division I GAMES:																
				145	N	Detroit Mercy	56 70	32	A	Green Bay	60 79					
				155	H	Oakland	79 93	291	A	Valparaiso	66 62					
				145	H	Detroit Mercy	75 50	320	A	Ill.-Chicago	63 59					
				294	H	Northern Ky.	77 58	32	H	Green Bay	51 65					
				134	H	Wright St.	60 65	144	H	Milwaukee	78 80					
				144	A	Milwaukee	72 76	145	A	Detroit Mercy	54 66					

Non-Div I Games: Notre Dame (OH) 51 66 Lake Erie 65 42

Cleveland St.

Loss, Non-Conf, S Site, H Home A Away N Neutral

Average RPI Win:	261	WON-LOST	WINNING	LAST 10	STRENGTH OF	OPP. STRENGTH	TEAM	ADJ.	CONF.	ADJ CONF.
Average RPI Loss:	178	RECORD	PCT. RANK	GAMES	SCHEDULE	OF SCHEDULE	RPI	RPI	RPI	RPI
DIV. I ONLY	12- 15	207	4- 6	324	258	256	256	21	21	
DIV. I NON-CONF.	4- 4	164	0- 0	348	331	286	286	20	20	
TOTALS	RPI 1-25	RPI 26-50	W-L RECORDS	RPI 51-100	RPI 101-150	RPI 150+				
12- 15	0- 0	0- 0	OVERALL	0- 4	1- 2	11- 9				
6- 5	0- 0	0- 0	HOME	0- 2	1- 0	5- 3				
5- 9	0- 0	0- 0	AWAY	0- 2	0- 2	5- 5				
1- 1	0- 0	0- 0	NEUTRAL	0- 0	0- 0	1- 1				
4- 4	0- 0	0- 0	NON-CONFERENCE	0- 0	0- 1	4- 3				
1- 1	0- 0	0- 0	HOME	0- 0	0- 0	1- 1				
2- 3	0- 0	0- 0	AWAY	0- 0	0- 1	2- 2				
1- 0	0- 0	0- 0	NEUTRAL	0- 0	0- 0	1- 0				
8- 11	0- 0	0- 0	CONFERENCE	0- 4	1- 1	7- 6				
5- 4	0- 0	0- 0	HOME	0- 2	1- 0	4- 2				
3- 6	0- 0	0- 0	AWAY	0- 2	0- 1	3- 3				
0- 1	0- 0	0- 0	NEUTRAL	0- 0	0- 0	0- 1				

RPI 1-25			RPI 26-50			RPI 51-100				RPI 101+			Team's RPI: 256		
RPI	S	Opponent	Score	RPI	S	Opponent	Score	RPI	S	Opponent	Score	RPI	S	Opponent	Score
								52	A	Little Rock	47 79	101	A	Troy	66 78
								52	H	Little Rock	66 74	108	A	Clemson	57 64
								97	A	UT Arlington	58 60	146	H	Louisiana	71 68
								97	H	UT Arlington	41 70	180	A	Texas St.	62 83
												180	H	Texas St.	64 48
												216	A	Appalachian St.	56 53
												216	H	Appalachian St.	60 55
												216	N	Appalachian St.	58 79
												218	A	Col. of Charleston	79 72
												228	H	Saint Francis (PA)	59 70
												234	A	Wofford	62 67
												244	A	Marshall	66 84
												246	A	Ga. Southern	70 78
												246	H	Ga. Southern	62 65
												247	A	South Ala.	61 45
												257	A	Georgia St.	73 67
												257	H	Georgia St.	48 69
												318	A	Arkansas St.	52 60
												318	H	Arkansas St.	57 55
												319	A	Fort Wayne	72 57
												331	H	La.-Monroe	75 48
												335	H	N.C. Central	66 50
												348	N	South Carolina St.	63 54
LAST 12 Division I GAMES:															
				216	N	Appalachian St.	58 79		246	H	Ga. Southern	62 65			
				216	A	Appalachian St.	56 53		257	H	Georgia St.	48 69			
				146	H	Louisiana	71 68		52	A	Little Rock	47 79			
				331	H	La.-Monroe	75 48		318	A	Arkansas St.	52 60			
				101	A	Troy	66 78		180	H	Texas St.	64 48			
				247	A	South Ala.	61 45		97	H	UT Arlington	41 70			

Non-Div I Games: Pfeiffer 91 49 Catawba 58 63

Coastal Caro.

Loss, Non-Conf, S Site, H Home A Away N Neutral

Average RPI Win:	196	WON-LOST	WINNING	LAST 10	STRENGTH OF	OPP. STRENGTH	TEAM	ADJ.	CONF.	ADJ CONF.
Average RPI Loss:	127	RECORD	PCT. RANK	GAMES	SCHEDULE	OF SCHEDULE	RPI	RPI	RPI	RPI
DIV. I ONLY	9- 21	279	3- 7	115	101	218	218	9	9	
DIV. I NON-CONF.	3- 8	262	0- 0	169	183	220	220	8	8	
TOTALS	RPI 1-25	RPI 26-50	W-L RECORDS	RPI 51-100	RPI 101-150	RPI 150+				
9- 21	0- 1	0- 6	OVERALL	1- 2	2- 3	6- 9				
5- 8	0- 0	0- 2	HOME	1- 1	1- 2	3- 3				
4- 12	0- 1	0- 4	AWAY	0- 1	1- 1	3- 5				
0- 1	0- 0	0- 0	NEUTRAL	0- 0	0- 0	0- 1				
3- 8	0- 1	0- 2	NON-CONFERENCE	0- 1	0- 1	3- 3				
0- 4	0- 0	0- 0	HOME	0- 1	0- 1	0- 2				
3- 4	0- 1	0- 2	AWAY	0- 0	0- 0	3- 1				
0- 0	0- 0	0- 0	NEUTRAL	0- 0	0- 0	0- 0				
6- 13	0- 0	0- 4	CONFERENCE	1- 1	2- 2	3- 6				
5- 4	0- 0	0- 2	HOME	1- 0	1- 1	3- 1				
1- 8	0- 0	0- 2	AWAY	0- 1	1- 1	0- 4				
0- 1	0- 0	0- 0	NEUTRAL	0- 0	0- 0	0- 1				

RPI 1-25				RPI 26-50				RPI 51-100				RPI 101+				Team's RPI: 218	
RPI	S	Opponent	Score	RPI	S	Opponent	Score	RPI	S	Opponent	Score	RPI	S	Opponent	Score		
12	A	Louisville	58 86	27	A	Elon	57 70	77	H	Virginia Tech	61 71	120	H	Charlotte	49 62		
				27	H	Elon	56 84	88	A	Drexel	57 70	124	A	William & Mary	71 69		
				36	A	North Carolina St.	47 91	88	H	Drexel	79 75	124	H	William & Mary	70 60		
				38	A	Western Ky.	76 89					140	A	Delaware	66 71		
				42	A	James Madison	60 74					140	H	Delaware	56 69		
				42	H	James Madison	78 84					161	A	Northeastern	44 61		
												161	H	Northeastern	75 86		
												175	A	Houston	63 79		
												187	A	Hofstra	81 85		
												187	H	Hofstra	71 55		
												214	A	Towson	59 61		
												214	H	Towson	59 54		
												216	A	Appalachian St.	65 62		
												217	A	UNCW	61 67		
												217	H	UNCW	76 37		
												217	N	UNCW	44 49		
												253	A	Charleston So.	79 76		
												256	H	Coastal Caro.	72 79		
												296	H	North Florida	47 60		
												345	A	Winthrop	95 64		
LAST 12 Division I GAMES:																	
				217	N	UNCW	44 49					161	A	Northeastern	44 61		
				42	A	James Madison	60 74					187	A	Hofstra	81 85		
				140	H	Delaware	56 69					214	H	Towson	59 54		
				161	H	Northeastern	75 86					88	H	Drexel	79 75		
				42	H	James Madison	78 84					217	A	UNCW	61 67		
				124	A	William & Mary	71 69					187	H	Hofstra	71 55		

Non-Div I Games:

Col. of Charleston

■ Loss,
 ■ Non-Conf,
 ■ S Site,
 ■ H Home
 ■ A Away
 N Neutral

Average RPI Win: 255	WON-LOST	WINNING	LAST 10	STRENGTH OF	OPP. STRENGTH	TEAM	ADJ.	CONF.	ADJ CONF.
Average RPI Loss: 179	RECORD	PCT. RANK	GAMES	SCHEDULE	OF SCHEDULE	RPI	RPI	RPI	RPI
DIV. I ONLY	10- 20	262	4- 6	262	276	275	275	24	24
DIV. I NON-CONF.	3- 8	262	0- 0	284	253	289	289	25	25
TOTALS	RPI 1-25	RPI 26-50	W-L RECORDS	RPI 51-100	RPI 101-150	RPI 150+			
10- 20	0- 0	0- 1	OVERALL	0- 3	1- 2	9- 14			
7- 5	0- 0	0- 0	HOME	0- 1	0- 2	7- 2			
3- 15	0- 0	0- 1	AWAY	0- 2	1- 0	2- 12			
0- 0	0- 0	0- 0	NEUTRAL	0- 0	0- 0	0- 0			
3- 8	0- 0	0- 1	NON-CONFERENCE	0- 1	0- 1	3- 5			
2- 1	0- 0	0- 0	HOME	0- 0	0- 1	2- 0			
1- 7	0- 0	0- 1	AWAY	0- 1	0- 0	1- 5			
0- 0	0- 0	0- 0	NEUTRAL	0- 0	0- 0	0- 0			
7- 12	0- 0	0- 0	CONFERENCE	0- 2	1- 1	6- 9			
5- 4	0- 0	0- 0	HOME	0- 1	0- 1	5- 2			
2- 8	0- 0	0- 0	AWAY	0- 1	1- 0	1- 7			
0- 0	0- 0	0- 0	NEUTRAL	0- 0	0- 0	0- 0			

RPI S	Opponent	Score	RPI S	Opponent	Score	RPI S	Opponent	Score	RPI S	Opponent	Score	Team's RPI: 275
			46 A	Purdue	51 71	57 A	Bucknell	56 79	113 A	Navy	69 61	
						57 H	Bucknell	49 79	113 H	Navy	67 80	
						67 A	Gonzaga	42 72	132 H	Cornell	57 70	
									154 A	Brown	67 62	
									160 A	Army West Point	47 57	
									160 A	Army West Point	76 83	
									160 H	Army West Point	69 76	
									179 A	Siena	63 71	
									185 A	American	57 68	
									185 H	American	62 73	
									196 A	Providence	85 92	
									198 A	Columbia	67 75	
									214 H	Towson	76 71	
									229 A	Boston U.	51 65	
									229 H	Boston U.	96 87	
									248 A	St. Bonaventure	57 70	
									269 A	Loyola Maryland	77 87	
									269 H	Loyola Maryland	76 62	
									299 A	Lafayette	85 90	
									299 H	Lafayette	76 69	
									306 A	Lehigh	74 83	
									306 H	Lehigh	75 70	
									316 A	Holy Cross	62 54	
									316 H	Holy Cross	70 52	
									336 H	LIU Brooklyn	76 61	
									343 A	UMass Lowell	77 82	
LAST 12 Division I GAMES:												
			160 A	Army West Point	76 83	57 H	Bucknell	49 79				
			306 A	Lehigh	74 83	160 A	Army West Point	47 57				
			299 A	Lafayette	85 90	113 A	Navy	69 61				
			306 H	Lehigh	75 70	316 H	Holy Cross	70 52				
			269 H	Loyola Maryland	76 62	185 H	American	62 73				
			229 A	Boston U.	51 65	269 A	Loyola Maryland	77 87				

Non-Div I Games:

Colgate

■ Loss,
 ■ Non-Conf,
 ■ S Site,
 ■ Home
 ■ Away
 N Neutral

Colorado

Through Games Of April 2, 2017

Average RPI Win:	150	WON-LOST	WINNING	LAST 10	STRENGTH OF	OPP. STRENGTH	TEAM	ADJ.	CONF.	ADJ CONF.
Average RPI Loss:	40	RECORD	PCT. RANK	GAMES	SCHEDULE	OF SCHEDULE	RPI	RPI	RPI	RPI
DIV. I ONLY	17- 16	169	4- 6	46	22	83	83	1	1	
DIV. I NON-CONF.	12- 2	17	2- 1	170	173	55	55	1	1	
TOTALS	RPI 1-25	RPI 26-50	W-L RECORDS	RPI 51-100	RPI 101-150	RPI 150+				
17- 16	2- 8	2- 2	OVERALL	4- 5	3- 1	6- 0				
12- 6	2- 3	0- 2	HOME	4- 0	2- 1	4- 0				
5- 9	0- 5	2- 0	AWAY	0- 4	1- 0	2- 0				
0- 1	0- 0	0- 0	NEUTRAL	0- 1	0- 0	0- 0				
12- 2	1- 0	1- 0	NON-CONFERENCE	2- 1	2- 1	6- 0				
8- 1	1- 0	0- 0	HOME	2- 0	1- 1	4- 0				
4- 1	0- 0	1- 0	AWAY	0- 1	1- 0	2- 0				
0- 0	0- 0	0- 0	NEUTRAL	0- 0	0- 0	0- 0				
5- 14	1- 8	1- 2	CONFERENCE	2- 4	1- 0	0- 0				
4- 5	1- 3	0- 2	HOME	2- 0	1- 0	0- 0				
1- 8	0- 5	1- 0	AWAY	0- 3	0- 0	0- 0				
0- 1	0- 0	0- 0	NEUTRAL	0- 1	0- 0	0- 0				

RPI 1-25				RPI 26-50				RPI 51-100				RPI 101+			
RPI	S	Opponent	Score	RPI	S	Opponent	Score	RPI	S	Opponent	Score	RPI	S	Opponent	Score
5	A	Stanford	51 64	33	H	Arizona St.	52 71	64	A	Washington St.	56 67	116	H	UNLV	66 52
5	H	Stanford	70 84	44	A	South Dakota St.	81 75	64	H	Washington St.	70 58	119	H	Wyoming	75 82
6	A	Oregon St.	57 81	48	A	California	64 59	64	N	Washington St.	78 79	123	H	Arizona	65 56
6	H	Oregon St.	49 54	48	H	California	53 65	65	H	Colorado St.	74 56	128	A	Northern Colo.	83 62
8	A	UCLA	74 87					66	A	Iowa	62 80	153	H	Idaho St.	85 56
9	A	Washington	46 79					78	A	Utah	53 58	307	A	North Dakota St.	76 59
9	H	Washington	75 79					78	H	Utah	54 49	311	A	Mississippi Val.	76 64
14	H	Kentucky	79 69					89	A	Southern California	54 79	322	H	Air Force	95 68
24	A	Oregon	66 71					95	H	SMU	67 50	323	H	St. Francis Brooklyn	81 54
24	H	Oregon	76 66									330	H	Southeastern La.	112 54
LAST 12 Division I GAMES:															
66	A	Iowa	62 80	24	H	Oregon	76 66								
44	A	South Dakota St.	81 75	6	H	Oregon St.	49 54								
116	H	UNLV	66 52	48	A	California	64 59								
64	N	Washington St.	78 79	5	A	Stanford	51 64								
64	A	Washington St.	56 67	9	H	Washington	75 79								
9	A	Washington	46 79	64	H	Washington St.	70 58								

Non-Div I Games:

Colorado

■ Loss,
 ■ Non-Conf, S Site,
 ■ Home
 ■ Away
 N Neutral

Average RPI Win: 198		WON-LOST	WINNING	LAST 10	STRENGTH OF	OPP. STRENGTH	TEAM	ADJ.	CONF.	ADJ CONF.
Average RPI Loss: 88		RECORD	PCT. RANK	GAMES	SCHEDULE	OF SCHEDULE	RPI	RPI	RPI	RPI
DIV. I ONLY		23- 9	49	7- 3	126	121	65	65	13	13
DIV. I NON-CONF.		7- 5	122	1- 1	192	94	138	138	16	16
TOTALS	RPI 1-25	RPI 26-50		W-L RECORDS		RPI 51-100	RPI 101-150	RPI 150+		
23- 9	0- 2	0- 0		OVERALL		1- 4	5- 1	17- 2		
14- 2	0- 0	0- 0		HOME		0- 2	4- 0	10- 0		
8- 6	0- 1	0- 0		AWAY		1- 1	1- 0	6- 1		
1- 1	0- 0	0- 0		NEUTRAL		0- 1	0- 0	1- 0		
7- 5	0- 2	0- 0		NON-CONFERENCE		0- 2	2- 0	5- 1		
6- 1	0- 0	0- 0		HOME		0- 1	2- 0	4- 0		
1- 4	0- 2	0- 0		AWAY		0- 1	0- 0	1- 1		
0- 0	0- 0	0- 0		NEUTRAL		0- 0	0- 0	0- 0		
16- 4	0- 0	0- 0		CONFERENCE		1- 2	3- 1	12- 1		
8- 1	0- 0	0- 0		HOME		0- 1	2- 0	6- 0		
7- 2	0- 0	0- 0		AWAY		1- 0	1- 1	5- 1		
1- 1	0- 0	0- 0		NEUTRAL		0- 1	0- 0	1- 0		

RPI 1-25					
RPI	S	Opponent	Score		
9	A	Washington	68	101	
20	A	Oklahoma	55	70	
RPI 26-50					
RPI	S	Opponent	Score		
RPI 51-100					
RPI	S	Opponent	Score		
53	A	Boise St.	60	53	
53	H	Boise St.	45	51	
53	N	Boise St.	61	65	
73	H	UC Davis	57	58	
83	A	Colorado	56	74	
Team's RPI: 65					
RPI 101+					
RPI	S	Opponent	Score		
114	H	Saint Mary's (CA)	80	68	
116	A	UNLV	57	37	
116	H	UNLV	44	41	
119	A	Wyoming	49	56	
119	H	Wyoming	61	54	
128	H	Northern Colo.	58	47	
151	A	Fresno St.	66	64	
151	H	Fresno St.	73	56	
152	H	Omaha	69	42	
157	A	New Mexico	78	63	
157	H	New Mexico	58	55	
192	A	Nebraska	59	62	
194	A	Utah St.	48	55	
194	H	Utah St.	74	43	
206	A	San Jose St.	68	56	
206	H	San Jose St.	70	67	
206	N	San Jose St.	65	60	
211	H	Seattle U	66	62	
270	A	San Diego St.	80	46	
270	H	San Diego St.	60	43	
284	H	Nevada	64	51	
312	H	Denver	76	49	
322	A	Air Force	72	35	
325	A	Montana	63	49	
330	H	Southeastern La.	77	31	
LAST 12 Division I GAMES:					
73	H	UC Davis	57	58	
114	H	Saint Mary's (CA)	80	68	
53	N	Boise St.	61	65	
206	N	San Jose St.	65	60	
284	H	Nevada	64	51	
119	A	Wyoming	49	56	
270	A	San Diego St.	80	46	
157	H	New Mexico	58	55	
119	H	Wyoming	61	54	
151	A	Fresno St.	66	64	
194	A	Utah St.	48	55	
116	H	UNLV	44	41	

Non-Div I Games:	N.M. Highlands	96	31	Adams St.	76	29
------------------	----------------	----	----	-----------	----	----

Colorado St.

Loss, Non-Conf, S Site, H Home A Away N Neutral

Average RPI Win:	257	WON-LOST	WINNING	LAST 10	STRENGTH OF	OPP. STRENGTH	TEAM	ADJ.	CONF.	ADJ CONF.
Average RPI Loss:	124	RECORD	PCT. RANK	GAMES	SCHEDULE	OF SCHEDULE	RPI	RPI	RPI	RPI
DIV. I ONLY	13- 14	184	2- 8	250	209	198	198	8	8	
DIV. I NON-CONF.	10- 3	44	0- 0	340	344	174	174	9	9	
TOTALS	RPI 1-25	RPI 26-50	W-L RECORDS	RPI 51-100	RPI 101-150	RPI 150+				
13- 14	0- 0	0- 2	OVERALL	0- 2	1- 6	12- 4				
5- 7	0- 0	0- 1	HOME	0- 1	0- 3	5- 2				
8- 7	0- 0	0- 1	AWAY	0- 1	1- 3	7- 2				
0- 0	0- 0	0- 0	NEUTRAL	0- 0	0- 0	0- 0				
10- 3	0- 0	0- 0	NON-CONFERENCE	0- 0	0- 1	10- 2				
4- 1	0- 0	0- 0	HOME	0- 0	0- 0	4- 1				
6- 2	0- 0	0- 0	AWAY	0- 0	0- 1	6- 1				
0- 0	0- 0	0- 0	NEUTRAL	0- 0	0- 0	0- 0				
3- 11	0- 0	0- 2	CONFERENCE	0- 2	1- 5	2- 2				
1- 6	0- 0	0- 1	HOME	0- 1	0- 3	1- 1				
2- 5	0- 0	0- 1	AWAY	0- 1	1- 2	1- 1				
0- 0	0- 0	0- 0	NEUTRAL	0- 0	0- 0	0- 0				

RPI 1-25				RPI 26-50				RPI 51-100				RPI 101+				Team's RPI: 198	
RPI	S	Opponent	Score	RPI	S	Opponent	Score	RPI	S	Opponent	Score	RPI	S	Opponent	Score		
				47	A	Harvard	68 70	56	A	Penn	59 68	102	A	Long Beach St.	60 73		
				47	H	Harvard	55 58	56	H	Penn	54 64	118	A	Princeton	54 78		
												118	H	Princeton	52 62		
												132	A	Cornell	70 77		
												132	H	Cornell	55 69		
												136	A	Yale	72 68		
												136	H	Yale	47 55		
												154	A	Brown	60 69		
												154	H	Brown	59 76		
												196	H	Providence	66 64		
												213	A	Binghamton	75 65		
												220	H	UMBC	56 67		
												222	A	Dartmouth	91 88		
												222	H	Dartmouth	69 48		
												228	A	Saint Francis (PA)	84 77		
												232	A	Richmond	65 58		
												262	A	Stony Brook	53 55		
												269	A	Loyola Maryland	65 53		
												275	H	Colgate	75 67		
												321	A	NJIT	65 51		
												336	H	LIU Brooklyn	66 57		
												343	H	UMass Lowell	76 57		
												346	A	Cal St. Fullerton	61 46		
LAST 12 Division I GAMES:																	
				136	H	Yale	47 55	118	H	Princeton	52 62						
				154	H	Brown	59 76	56	H	Penn	54 64						
				56	A	Penn	59 68	154	A	Brown	60 69						
				118	A	Princeton	54 78	136	A	Yale	72 68						
				222	H	Dartmouth	69 48	47	A	Harvard	68 70						
				47	H	Harvard	55 58	222	A	Dartmouth	91 88						

Non-Div I Games:

Columbia

■ Loss,
 ■ Non-Conf,
 ■ S Site,
 ■ Home
 ■ A Away
 N Neutral

Average RPI Win: 316	WON-LOST	WINNING	LAST 10	STRENGTH OF	OPP. STRENGTH	TEAM	ADJ.	CONF.	ADJ CONF.
Average RPI Loss: 170	RECORD	PCT. RANK	GAMES	SCHEDULE	OF SCHEDULE	RPI	RPI	RPI	RPI
DIV. I ONLY	8- 21	288	4- 6	265	312	290	290	32	32
DIV. I NON-CONF.	0- 12	335	0- 0	72	89	302	302	31	31
TOTALS	RPI 1-25	RPI 26-50	W-L RECORDS	RPI 51-100	RPI 101-150	RPI 150+			
8- 21	0- 1	0- 2	OVERALL	0- 3	0- 4	8- 11			
4- 5	0- 0	0- 0	HOME	0- 1	0- 1	4- 3			
4- 14	0- 1	0- 2	AWAY	0- 2	0- 3	4- 6			
0- 2	0- 0	0- 0	NEUTRAL	0- 0	0- 0	0- 2			
0- 12	0- 1	0- 2	NON-CONFERENCE	0- 3	0- 2	0- 4			
0- 1	0- 0	0- 0	HOME	0- 1	0- 0	0- 0			
0- 10	0- 1	0- 2	AWAY	0- 2	0- 2	0- 3			
0- 1	0- 0	0- 0	NEUTRAL	0- 0	0- 0	0- 1			
8- 9	0- 0	0- 0	CONFERENCE	0- 0	0- 2	8- 7			
4- 4	0- 0	0- 0	HOME	0- 0	0- 1	4- 3			
4- 4	0- 0	0- 0	AWAY	0- 0	0- 1	4- 3			
0- 1	0- 0	0- 0	NEUTRAL	0- 0	0- 0	0- 1			

RPI 1-25				RPI 26-50				RPI 51-100				RPI 101+				Team's RPI: 290	
RPI	S	Opponent	Score	RPI	S	Opponent	Score	RPI	S	Opponent	Score	RPI	S	Opponent	Score		
17	A	Miami (FL)	35 75	31	A	Syracuse	30 76	51	A	Virginia	40 103	121	A	North Carolina	55 90		
				37	A	West Virginia	39 69	70	A	George Washington	46 77	147	A	Hampton	54 78		
								98	H	SFA	57 72	147	H	Hampton	61 65		
												149	A	VCU	44 73		
												173	A	Bethune-Cookman	52 71		
												173	H	Bethune-Cookman	56 76		
												204	N	ETSU	58 70		
												214	A	Towson	65 69		
												220	A	UMBC	63 73		
												225	A	Howard	58 66		
												259	A	UMES	55 49		
												259	N	UMES	59 62		
												280	H	N.C. A&T	65 57		
												282	H	Norfolk St.	45 49		
												288	A	Mt. St. Mary's	48 54		
												293	A	Savannah St.	59 47		
												324	A	Florida A&M	70 62		
												329	A	Morgan St.	42 71		
												329	H	Morgan St.	61 45		
												335	H	N.C. Central	46 58		
												347	H	Delaware St.	77 64		
												348	A	South Carolina St.	66 63		
												348	H	South Carolina St.	70 54		
LAST 12 Division I GAMES:																	
				259	N	UMES	59 62					173	H	Bethune-Cookman	56 76		
				147	H	Hampton	61 65					335	H	N.C. Central	46 58		
				329	A	Morgan St.	42 71					259	A	UMES	55 49		
				293	A	Savannah St.	59 47					147	A	Hampton	54 78		
				348	A	South Carolina St.	66 63					329	H	Morgan St.	61 45		
				347	H	Delaware St.	77 64					282	H	Norfolk St.	45 49		

Non-Div I Games:

Coppin St.

■ Loss,
 ■ Non-Conf,
 ■ S Site,
 ■ Home
 ■ A Away
 N Neutral

Average RPI Win: 204	WON-LOST	WINNING	LAST 10	STRENGTH OF	OPP. STRENGTH	TEAM	ADJ.	CONF.	ADJ CONF.
Average RPI Loss: 139	RECORD	PCT. RANK	GAMES	SCHEDULE	OF SCHEDULE	RPI	RPI	RPI	RPI
DIV. I ONLY	16- 11	118	5- 5	157	191	132	132	8	8
DIV. I NON-CONF.	9- 4	75	0- 0	296	326	137	137	9	9
TOTALS	RPI 1-25	RPI 26-50	W-L RECORDS	RPI 51-100	RPI 101-150	RPI 150+			
16- 11	0- 0	1- 1	OVERALL	1- 3	3- 1	11- 6			
8- 4	0- 0	1- 0	HOME	1- 2	1- 1	5- 1			
8- 7	0- 0	0- 1	AWAY	0- 1	2- 0	6- 5			
0- 0	0- 0	0- 0	NEUTRAL	0- 0	0- 0	0- 0			
9- 4	0- 0	0- 0	NON-CONFERENCE	1- 1	0- 0	8- 3			
4- 1	0- 0	0- 0	HOME	1- 1	0- 0	3- 0			
5- 3	0- 0	0- 0	AWAY	0- 0	0- 0	5- 3			
0- 0	0- 0	0- 0	NEUTRAL	0- 0	0- 0	0- 0			
7- 7	0- 0	1- 1	CONFERENCE	0- 2	3- 1	3- 3			
4- 3	0- 0	1- 0	HOME	0- 1	1- 1	2- 1			
3- 4	0- 0	0- 1	AWAY	0- 1	2- 0	1- 2			
0- 0	0- 0	0- 0	NEUTRAL	0- 0	0- 0	0- 0			

RPI S	Opponent	Score	RPI S	Opponent	Score	RPI S	Opponent	Score	RPI S	Opponent	Score	Team's RPI: 132
47	A Harvard	59 62	47	H Harvard	57 52	56	A Penn	34 47	118	A Princeton	55 44	
						56	H Penn	55 61	118	H Princeton	54 58	
						88	H Drexel	53 63	136	A Yale	76 63	
						90	H New Hampshire	61 56	136	H Yale	59 49	
									154	A Brown	67 72	
									154	H Brown	46 67	
									159	A Pittsburgh	44 56	
									198	A Columbia	69 55	
									198	H Columbia	77 70	
									213	A Binghamton	54 51	
									214	A Towson	63 68	
									222	A Dartmouth	74 84	
									222	H Dartmouth	72 57	
									225	H Howard	67 55	
									228	A Saint Francis (PA)	78 72	
									252	H Canisius	60 43	
									262	A Stony Brook	65 66	
									269	H Loyola Maryland	58 50	
									275	A Colgate	70 57	
									317	A Youngstown St.	80 75	
									347	A Delaware St.	72 51	
LAST 12 Division I GAMES:												
154	H Brown	46 67	56	H Penn	55 61							
136	H Yale	59 49	118	H Princeton	54 58							
118	A Princeton	55 44	136	A Yale	76 63							
56	A Penn	34 47	154	A Brown	67 72							
47	H Harvard	57 52	222	A Dartmouth	74 84							
222	H Dartmouth	72 57	47	A Harvard	59 62							

Non-Div I Games:

Cornell

■ Loss,
 ■ Non-Conf, S Site,
 ■ Home
 ■ Away
 N Neutral

Average RPI Win:	137	WON-LOST	WINNING	LAST 10	STRENGTH OF	OPP. STRENGTH	TEAM	ADJ.	CONF.	ADJ CONF.
Average RPI Loss:	47	RECORD	PCT. RANK	GAMES	SCHEDULE	OF SCHEDULE	RPI	RPI	RPI	RPI
DIV. I ONLY	24- 8	32	8- 2	58	59	21	21	7	7	
DIV. I NON-CONF.	7- 5	122	1- 1	36	18	44	44	6	6	
TOTALS	RPI 1-25	RPI 26-50	W-L RECORDS	RPI 51-100	RPI 101-150	RPI 150+				
24- 8	0- 4	6- 2	OVERALL	5- 1	0- 0	13- 1				
12- 1	0- 1	3- 0	HOME	2- 0	0- 0	7- 0				
9- 6	0- 2	2- 2	AWAY	2- 1	0- 0	5- 1				
3- 1	0- 1	1- 0	NEUTRAL	1- 0	0- 0	1- 0				
7- 5	0- 2	2- 1	NON-CONFERENCE	1- 1	0- 0	4- 1				
4- 0	0- 0	1- 0	HOME	0- 0	0- 0	3- 0				
1- 4	0- 1	0- 1	AWAY	0- 1	0- 0	1- 1				
2- 1	0- 1	1- 0	NEUTRAL	1- 0	0- 0	0- 0				
17- 3	0- 2	4- 1	CONFERENCE	4- 0	0- 0	9- 0				
8- 1	0- 1	2- 0	HOME	2- 0	0- 0	4- 0				
8- 2	0- 1	2- 1	AWAY	2- 0	0- 0	4- 0				
1- 0	0- 0	0- 0	NEUTRAL	0- 0	0- 0	1- 0				

RPI 1-25				Team's RPI: 21		RPI 26-50				RPI 51-100				RPI 101+					
RPI	S	Opponent	Score		RPI	S	Opponent	Score		RPI	S	Opponent	Score		RPI	S	Opponent	Score	
6	A	Oregon St.	52	64	28	H	Drake	80	77	55	N	Toledo	76	49	152	H	Omaha	82	45
16	A	DePaul	65	79	30	A	Marquette	83	63	60	A	UNI	49	50	178	A	Wichita St.	54	62
16	H	DePaul	56	60	30	A	Marquette	65	72	62	A	St. John's (NY)	55	43	191	H	Kansas	69	49
22	N	Missouri	63	72	30	H	Marquette	80	77	62	H	St. John's (NY)	67	60	192	H	Nebraska	80	64
					39	N	Dayton	56	53	76	A	Georgetown	67	59	196	A	Providence	58	51
					41	A	Villanova	47	44	76	H	Georgetown	70	68	196	H	Providence	88	57
					41	H	Villanova	60	46						199	A	Seton Hall	70	60
					44	A	South Dakota St.	56	63						199	H	Seton Hall	61	44
															203	A	Xavier	67	57
															203	H	Xavier	63	52
															231	A	Marist	72	50
															258	A	Butler	65	53
															258	H	Butler	67	52
															258	N	Butler	64	55
LAST 12 Division I GAMES:																			
6	A	Oregon St.	52	64	62	H	St. John's (NY)	67	60										
55	N	Toledo	76	49	199	H	Seton Hall	61	44										
30	A	Marquette	65	72	196	H	Providence	88	57										
258	N	Butler	64	55	76	A	Georgetown	67	59										
258	A	Butler	65	53	41	A	Villanova	47	44										
203	A	Xavier	67	57	30	H	Marquette	80	77										

Non-Div I Games:

Creighton

Average RPI Win:	207	WON-LOST	WINNING	LAST 10	STRENGTH OF	OPP. STRENGTH	TEAM	ADJ.	CONF.	ADJ CONF.
Average RPI Loss:	136	RECORD	PCT. RANK	GAMES	SCHEDULE	OF SCHEDULE	RPI	RPI	RPI	RPI
DIV. I ONLY	8- 19	283	2- 8	98	182	222	222	8	8	
DIV. I NON-CONF.	5- 8	215	0- 0	228	300	224	224	9	9	
TOTALS	RPI 1-25	RPI 26-50	W-L RECORDS	RPI 51-100	RPI 101-150	RPI 150+				
8- 19	0- 0	0- 2	OVERALL	1- 3	2- 7	5- 7				
5- 7	0- 0	0- 1	HOME	1- 1	2- 1	2- 4				
3- 12	0- 0	0- 1	AWAY	0- 2	0- 6	3- 3				
0- 0	0- 0	0- 0	NEUTRAL	0- 0	0- 0	0- 0				
5- 8	0- 0	0- 0	NON-CONFERENCE	1- 1	0- 3	4- 4				
3- 2	0- 0	0- 0	HOME	1- 0	0- 0	2- 2				
2- 6	0- 0	0- 0	AWAY	0- 1	0- 3	2- 2				
0- 0	0- 0	0- 0	NEUTRAL	0- 0	0- 0	0- 0				
3- 11	0- 0	0- 2	CONFERENCE	0- 2	2- 4	1- 3				
2- 5	0- 0	0- 1	HOME	0- 1	2- 1	0- 2				
1- 6	0- 0	0- 1	AWAY	0- 1	0- 3	1- 1				
0- 0	0- 0	0- 0	NEUTRAL	0- 0	0- 0	0- 0				

RPI 1-25				RPI 26-50				RPI 51-100				RPI 101+				Team's RPI: 222	
RPI	S	Opponent	Score	RPI	S	Opponent	Score	RPI	S	Opponent	Score	RPI	S	Opponent	Score		
				47	A	Harvard	65 70	56	A	Penn	38 68	118	A	Princeton	55 85		
				47	H	Harvard	61 70	56	H	Penn	47 60	118	H	Princeton	58 56		
								90	A	New Hampshire	47 64	124	A	William & Mary	50 63		
								100	H	Albany (NY)	69 61	130	A	Maine	55 60		
												132	A	Cornell	57 72		
												132	H	Cornell	84 74		
												134	A	Old Dominion	56 82		
												136	A	Yale	44 58		
												136	H	Yale	50 57		
												154	A	Brown	92 88		
												154	H	Brown	62 65		
												160	H	Army West Point	60 68		
												170	A	Boston College	53 65		
												198	A	Columbia	48 69		
												198	H	Columbia	88 91		
												229	A	Boston U.	61 49		
												231	H	Marist	61 66		
												274	A	Vermont	54 59		
												301	H	Central Conn. St.	61 51		
												302	A	Rhode Island	62 52		
												316	H	Holy Cross	53 49		
LAST 12 Division I GAMES:																	
				118	H	Princeton	58 56	154	H	Brown	62 65						
				56	H	Penn	47 60	136	H	Yale	50 57						
				136	A	Yale	44 58	56	A	Penn	38 68						
				154	A	Brown	92 88	118	A	Princeton	55 85						
				198	A	Columbia	48 69	132	H	Cornell	84 74						
				132	A	Cornell	57 72	198	H	Columbia	88 91						

Non-Div I Games:

Dartmouth

■ Loss,
■ Non-Conf,
■ S Site,
■ H Home
■ A Away
N Neutral

Average RPI Win: 235	WON-LOST	WINNING	LAST 10	STRENGTH OF	OPP. STRENGTH	TEAM	ADJ.	CONF.	ADJ CONF.
Average RPI Loss: 142	RECORD	PCT. RANK	GAMES	SCHEDULE	OF SCHEDULE	RPI	RPI	RPI	RPI
DIV. I ONLY	6- 23	316	3- 7	94	192	279	279	12	12
DIV. I NON-CONF.	2- 10	305	0- 0	57	286	265	265	12	12
TOTALS	RPI 1-25	RPI 26-50	W-L RECORDS	RPI 51-100	RPI 101-150	RPI 150+			
6- 23	0- 0	0- 2	OVERALL	0- 5	1- 7	5- 9			
5- 9	0- 0	0- 1	HOME	0- 3	1- 1	4- 4			
1- 12	0- 0	0- 1	AWAY	0- 1	0- 6	1- 4			
0- 2	0- 0	0- 0	NEUTRAL	0- 1	0- 0	0- 1			
2- 10	0- 0	0- 1	NON-CONFERENCE	0- 3	0- 2	2- 4			
2- 4	0- 0	0- 0	HOME	0- 2	0- 1	2- 1			
0- 4	0- 0	0- 1	AWAY	0- 0	0- 1	0- 2			
0- 2	0- 0	0- 0	NEUTRAL	0- 1	0- 0	0- 1			
4- 13	0- 0	0- 1	CONFERENCE	0- 2	1- 5	3- 5			
3- 5	0- 0	0- 1	HOME	0- 1	1- 0	2- 3			
1- 8	0- 0	0- 0	AWAY	0- 1	0- 5	1- 2			
0- 0	0- 0	0- 0	NEUTRAL	0- 0	0- 0	0- 0			

RPI S	Opponent	Score	RPI S	Opponent	Score	RPI S	Opponent	Score	RPI S	Opponent	Score	Team's RPI: 279
39	H Dayton	52 68	43	A Michigan St.	34 70	55	N Toledo	41 76	115	A Fordham	54 62	
						70	A George Washington	62 76	115	A Fordham	72 85	
						93	H Saint Louis	69 106	115	H Fordham	52 51	
						94	H UCF	38 57	120	A Charlotte	79 93	
						96	H Mercer	60 67	122	A Saint Joseph's	54 69	
									126	H Radford	40 44	
									127	A Duquesne	51 73	
									149	A VCU	47 54	
									153	N Idaho St.	58 70	
									164	A Western Mich.	63 76	
									171	H La Salle	58 65	
									197	A George Mason	55 59	
									197	H George Mason	58 54	
									204	A ETSU	56 76	
									217	H UNCW	58 67	
									232	H Richmond	52 61	
									235	H High Point	82 72	
									248	A St. Bonaventure	51 70	
									250	H Furman	71 61	
									302	H Rhode Island	74 64	
									310	A Massachusetts	63 59	
									310	H Massachusetts	60 61	
LAST 12 Division I GAMES:												
115	A Fordham	54 62	310	A Massachusetts	63 59							
149	A VCU	47 54	39	H Dayton	52 68							
122	A Saint Joseph's	54 69	232	H Richmond	52 61							
115	H Fordham	52 51	248	A St. Bonaventure	51 70							
302	H Rhode Island	74 64	171	H La Salle	58 65							
197	A George Mason	55 59	197	H George Mason	58 54							

Non-Div I Games:

Davidson

■ Loss,
 ■ Non-Conf,
 ■ S Site,
 ■ H Home
 ■ A Away
 N Neutral

Average RPI Win:	171	WON-LOST	WINNING	LAST 10	STRENGTH OF	OPP. STRENGTH	TEAM	ADJ.	CONF.	ADJ CONF.
Average RPI Loss:	58	RECORD	PCT. RANK	GAMES	SCHEDULE	OF SCHEDULE	RPI	RPI	RPI	RPI
DIV. I ONLY	22- 10	66	7- 3	59	88	39	39	12	12	
DIV. I NON-CONF.	6- 7	177	0- 1	37	7	79	79	12	12	
TOTALS	RPI 1-25	RPI 26-50	W-L RECORDS	RPI 51-100	RPI 101-150	RPI 150+				
22- 10	1- 3	0- 2	OVERALL	4- 3	8- 1	9- 1				
8- 3	0- 0	0- 1	HOME	2- 1	2- 0	4- 1				
8- 4	0- 1	0- 0	AWAY	1- 2	3- 1	4- 0				
6- 3	1- 2	0- 1	NEUTRAL	1- 0	3- 0	1- 0				
6- 7	1- 3	0- 2	NON-CONFERENCE	0- 2	2- 0	3- 0				
1- 2	0- 0	0- 1	HOME	0- 1	0- 0	1- 0				
2- 2	0- 1	0- 0	AWAY	0- 1	1- 0	1- 0				
3- 3	1- 2	0- 1	NEUTRAL	0- 0	1- 0	1- 0				
16- 3	0- 0	0- 0	CONFERENCE	4- 1	6- 1	6- 1				
7- 1	0- 0	0- 0	HOME	2- 0	2- 0	3- 1				
6- 2	0- 0	0- 0	AWAY	1- 1	2- 1	3- 0				
3- 0	0- 0	0- 0	NEUTRAL	1- 0	2- 0	0- 0				

RPI S	Opponent	Score	RPI S	Opponent	Score	Team's RPI: 39	RPI S	Opponent	Score	RPI S	Opponent	Score
1 A	UConn	65 98	29 H	Quinnipiac	60 63		51 A	Virginia	56 66	115 A	Fordham	52 66
18 N	Tennessee	57 66	45 N	Georgia Tech	68 81		55 H	Toledo	72 76	118 A	Princeton	62 56
21 N	Creighton	53 56					70 A	George Washington	39 52	122 H	Saint Joseph's	64 59
23 N	Texas A&M	74 57					70 H	George Washington	50 48	127 A	Duquesne	75 64
							93 A	Saint Louis	78 67	127 H	Duquesne	66 47
							93 H	Saint Louis	68 62	127 N	Duquesne	70 56
							93 N	Saint Louis	75 65	134 N	Old Dominion	77 69
										149 A	VCU	68 48
										149 N	VCU	77 61
										171 H	La Salle	51 54
										197 A	George Mason	60 48
										207 A	Wisconsin	83 64
										232 H	Richmond	55 39
										241 N	Liberty	82 53
										248 A	St. Bonaventure	62 60
										279 A	Davidson	68 52
										302 H	Rhode Island	81 51
										310 H	Massachusetts	77 65
										329 H	Morgan St.	61 42
LAST 12 Division I GAMES:												
18 N	Tennessee	57 66	127 H	Duquesne	66 47		70 A	George Washington	39 52			
127 N	Duquesne	70 56	232 H	Richmond	55 39		149 A	VCU	68 48			
93 N	Saint Louis	75 65	279 A	Davidson	68 52		302 H	Rhode Island	81 51			
149 N	VCU	77 61	115 A	Fordham	52 66							

Non-Div I Games:

Dayton

DePaul

Average RPI Win: 140

Average RPI Loss: 16

WON-LOST
RECORD

WINNING
PCT. RANK

LAST 10
GAMES

STRENGTH OF
SCHEDULE

OPP. STRENGTH
OF SCHEDULE

TEAM
RPI

ADJ.
RPI

CONF.
RPI

ADJ CONF.
RPI

DIV. I ONLY

27- 8

25

7- 3

29

61

16

16

7

7

DIV. I NON-CONF.

9- 5

102

1- 1

11

12

21

21

6

6

TOTALS

RPI 1-25

RPI 26-50

W-L RECORDS

RPI 51-100

RPI 101-150

RPI 150+

27- 8

2- 5

4- 3

OVERALL

7- 0

0- 0

14- 0

13- 2

1- 1

1- 1

HOME

3- 0

0- 0

8- 0

9- 5

1- 3

1- 2

AWAY

2- 0

0- 0

5- 0

5- 1

0- 1

2- 0

NEUTRAL

2- 0

0- 0

1- 0

9- 5

0- 5

2- 0

NON-CONFERENCE

2- 0

0- 0

5- 0

5- 1

0- 1

0- 0

HOME

1- 0

0- 0

4- 0

1- 3

0- 3

0- 0

AWAY

0- 0

0- 0

1- 0

3- 1

0- 1

2- 0

NEUTRAL

1- 0

0- 0

0- 0

18- 3

2- 0

2- 3

CONFERENCE

5- 0

0- 0

9- 0

8- 1

1- 0

1- 1

HOME

2- 0

0- 0

4- 0

8- 2

1- 0

1- 2

AWAY

2- 0

0- 0

4- 0

2- 0

0- 0

0- 0

1- 0

RPI 1-25

Team's RPI: 16

RPI 26-50

RPI 51-100

RPI 101+

RPI S Opponent Score

RPI S Opponent Score

RPI S Opponent Score

RPI S Opponent Score

1 A UConn 46 91

30 A Marquette 78 86

60 N UNI 88 67

190 H UAB 90 80

3 H Notre Dame 61 75

30 A Marquette 81 96

62 A St. John's (NY) 78 66

196 A Providence 64 55

4 A Mississippi St. 71 92

30 H Marquette 101 102

62 H St. John's (NY) 54 51

196 H Providence 61 56

7 N Baylor 72 104

31 N Syracuse 108 84

62 N St. John's (NY) 59 41

199 A Seton Hall 96 65

21 A Creighton 60 56

38 N Western Ky. 77 69

68 H Northwestern 89 66

199 H Seton Hall 86 60

21 H Creighton 79 65

41 A Villanova 80 50

76 A Georgetown 76 53

199 N Seton Hall 92 60

25 A Temple 74 84

41 H Villanova 77 50

76 H Georgetown 79 70

203 A Xavier 70 43

203 H Xavier 85 69

216 H Appalachian St. 99 58

223 H UT Martin 100 68

258 A Butler 92 62

258 H Butler 100 69

266 H Prairie View 94 62

328 A Loyola Chicago 107 46

LAST 12 Division I GAMES:

4 A Mississippi St. 71 92

41 H Villanova 77 50

60 N UNI 88 67

30 A Marquette 81 96

30 A Marquette 78 86

258 A Butler 92 62

62 N St. John's (NY) 59 41

203 A Xavier 70 43

199 N Seton Hall 92 60

199 H Seton Hall 86 60

76 H Georgetown 79 70

62 H St. John's (NY) 54 51

Non-Div I Games:

DePaul

Delaware

Through Games Of April 2, 2017

Average RPI Win:	196	WON-LOST	WINNING	LAST 10	STRENGTH OF	OPP. STRENGTH	TEAM	ADJ.	CONF.	ADJ CONF.
Average RPI Loss:	95	RECORD	PCT. RANK	GAMES	SCHEDULE	OF SCHEDULE	RPI	RPI	RPI	RPI
DIV. I ONLY	16- 14	147	4- 6	91	113	140	140	9	9	
DIV. I NON-CONF.	6- 5	143	0- 0	124	241	167	167	8	8	
TOTALS	RPI 1-25	RPI 26-50	W-L RECORDS	RPI 51-100	RPI 101-150	RPI 150+				
16- 14	0- 0	0- 5	OVERALL	0- 3	2- 3	14- 3				
9- 7	0- 0	0- 2	HOME	0- 2	1- 1	8- 2				
7- 4	0- 0	0- 2	AWAY	0- 1	1- 0	6- 1				
0- 3	0- 0	0- 1	NEUTRAL	0- 0	0- 2	0- 0				
6- 5	0- 0	0- 1	NON-CONFERENCE	0- 1	1- 1	5- 2				
4- 3	0- 0	0- 0	HOME	0- 1	1- 0	3- 2				
2- 0	0- 0	0- 0	AWAY	0- 0	0- 0	2- 0				
0- 2	0- 0	0- 1	NEUTRAL	0- 0	0- 1	0- 0				
10- 9	0- 0	0- 4	CONFERENCE	0- 2	1- 2	9- 1				
5- 4	0- 0	0- 2	HOME	0- 1	0- 1	5- 0				
5- 4	0- 0	0- 2	AWAY	0- 1	1- 0	4- 1				
0- 1	0- 0	0- 0	NEUTRAL	0- 0	0- 1	0- 0				

RPI 1-25			RPI 26-50			RPI 51-100			RPI 101+			Team's RPI: 140			
RPI	S	Opponent	Score	RPI	S	Opponent	Score	RPI	S	Opponent	Score	RPI	S	Opponent	Score
				27	A	Elon	42 69	76	H	Georgetown	46 54	118	H	Princeton	66 62
				27	H	Elon	48 57	88	A	Drexel	49 53	124	A	William & Mary	68 54
				42	A	James Madison	42 77	88	H	Drexel	44 54	124	H	William & Mary	49 60
				42	H	James Madison	51 66					124	N	William & Mary	44 59
				43	N	Michigan St.	64 81					145	N	Detroit Mercy	64 66
												160	H	Army West Point	47 61
												161	A	Northeastern	41 50
												161	H	Northeastern	65 53
												169	H	Robert Morris	67 65
												185	A	American	56 55
												187	A	Hofstra	73 56
												187	H	Hofstra	56 45
												188	H	Hartford	66 67
												197	H	George Mason	67 51
												214	A	Towson	73 67
												214	H	Towson	75 59
												217	A	UNCW	63 52
												217	H	UNCW	57 40
												218	A	Col. of Charleston	69 56
												218	H	Col. of Charleston	71 66
												248	H	St. Bonaventure	43 40
												269	A	Loyola Maryland	47 45
LAST 12 Division I GAMES:															
				124	N	William & Mary	44 59	187	H	Hofstra	56 45				
				214	H	Towson	75 59	42	A	James Madison	42 77				
				218	A	Col. of Charleston	69 56	88	H	Drexel	44 54				
				27	H	Elon	48 57	217	H	UNCW	57 40				
				88	A	Drexel	49 53	214	A	Towson	73 67				
				161	A	Northeastern	41 50	124	A	William & Mary	68 54				

Non-Div I Games:

Delaware

Loss, Non-Conf, S Site, H Home A Away N Neutral

Average RPI Win:	341	WON-LOST	WINNING	LAST 10	STRENGTH OF	OPP. STRENGTH	TEAM	ADJ.	CONF.	ADJ CONF.
Average RPI Loss:	234	RECORD	PCT. RANK	GAMES	SCHEDULE	OF SCHEDULE	RPI	RPI	RPI	RPI
DIV. I ONLY	3- 27	342	1- 9	343	335	347	347	32	32	
DIV. I NON-CONF.	1- 12	332	0- 0	286	268	335	335	31	31	
TOTALS	RPI 1-25	RPI 26-50	W-L RECORDS	RPI 51-100	RPI 101-150	RPI 150+				
3- 27	0- 0	0- 0	OVERALL	0- 3	0- 4	3- 20				
1- 10	0- 0	0- 0	HOME	0- 0	0- 3	1- 7				
2- 16	0- 0	0- 0	AWAY	0- 3	0- 1	2- 12				
0- 1	0- 0	0- 0	NEUTRAL	0- 0	0- 0	0- 1				
1- 12	0- 0	0- 0	NON-CONFERENCE	0- 3	0- 3	1- 6				
0- 3	0- 0	0- 0	HOME	0- 0	0- 2	0- 1				
1- 9	0- 0	0- 0	AWAY	0- 3	0- 1	1- 5				
0- 0	0- 0	0- 0	NEUTRAL	0- 0	0- 0	0- 0				
2- 15	0- 0	0- 0	CONFERENCE	0- 0	0- 1	2- 14				
1- 7	0- 0	0- 0	HOME	0- 0	0- 1	1- 6				
1- 7	0- 0	0- 0	AWAY	0- 0	0- 0	1- 7				
0- 1	0- 0	0- 0	NEUTRAL	0- 0	0- 0	0- 1				

RPI S	Opponent	Score	RPI S	Opponent	Score	RPI S	Opponent	Score	RPI S	Opponent	Score	Team's RPI: 347
						71	A Iowa St.	57 88	124	A William & Mary	48 82	
						77	A Virginia Tech	48 88	132	H Cornell	51 72	
						88	A Drexel	44 69	145	H Detroit Mercy	71 90	
									147	H Hampton	52 83	
									171	A La Salle	38 78	
									173	A Bethune-Cookman	58 72	
									187	A Hofstra	44 64	
									203	A Xavier	53 86	
									225	H Howard	76 93	
									259	H UMES	72 79	
									280	A N.C. A&T	44 83	
									280	H N.C. A&T	60 68	
									282	H Norfolk St.	74 82	
									282	N Norfolk St.	40 60	
									290	A Coppin St.	64 77	
									293	A Savannah St.	57 64	
									306	A Lehigh	80 91	
									321	H NJIT	43 57	
									324	A Florida A&M	61 69	
									324	H Florida A&M	56 65	
									329	A Morgan St.	47 74	
									329	H Morgan St.	52 71	
									335	A N.C. Central	63 68	
									335	H N.C. Central	55 51	
									341	A Wagner	61 49	
									342	A Longwood	77 88	
LAST 12 Division I GAMES:												
			282	N Norfolk St.	40 60	324	A Florida A&M	61 69				
			225	H Howard	76 93	173	A Bethune-Cookman	58 72				
			259	H UMES	72 79	280	H N.C. A&T	60 68				
			329	H Morgan St.	52 71	335	H N.C. Central	55 51				
			290	A Coppin St.	64 77	324	H Florida A&M	56 65				
			329	A Morgan St.	47 74	293	A Savannah St.	57 64				

Non-Div I Games:

Delaware St.

■ Loss,
 ■ Non-Conf,
 ■ S Site,
 ■ Home
 ■ A Away
 N Neutral

RPI	S	Opponent	Score
348	A	South Carolina St.	72 70

D
e
l
a
w
a
r
e
S
t
.

D
e
l
a
w
a
r
e
S
t
.

Delaware St.

Average RPI Win: 297	WON-LOST	WINNING	LAST 10	STRENGTH OF	OPP. STRENGTH	TEAM	ADJ.	CONF.	ADJ CONF.
Average RPI Loss: 142	RECORD	PCT. RANK	GAMES	SCHEDULE	OF SCHEDULE	RPI	RPI	RPI	RPI
DIV. I ONLY	6- 24	320	2- 8	202	211	312	312	11	11
DIV. I NON-CONF.	3- 10	279	0- 0	294	314	328	328	11	11
TOTALS	RPI 1-25	RPI 26-50	W-L RECORDS	RPI 51-100	RPI 101-150	RPI 150+			
6- 24	0- 0	0- 2	OVERALL	0- 9	0- 2	6- 11			
4- 9	0- 0	0- 1	HOME	0- 3	0- 0	4- 5			
2- 13	0- 0	0- 1	AWAY	0- 2	0- 1	2- 2			
0- 2	0- 0	0- 0	NEUTRAL	0- 2	0- 0	0- 0			
3- 10	0- 0	0- 0	NON-CONFERENCE	0- 2	0- 2	3- 6			
3- 2	0- 0	0- 0	HOME	0- 0	0- 0	3- 2			
0- 7	0- 0	0- 0	AWAY	0- 1	0- 2	0- 4			
0- 1	0- 0	0- 0	NEUTRAL	0- 1	0- 0	0- 0			
3- 14	0- 0	0- 2	CONFERENCE	0- 7	0- 0	3- 5			
1- 7	0- 0	0- 1	HOME	0- 3	0- 0	1- 3			
2- 6	0- 0	0- 1	AWAY	0- 3	0- 0	2- 2			
0- 1	0- 0	0- 0	NEUTRAL	0- 1	0- 0	0- 0			

RPI S	Opponent	Score	RPI S	Opponent	Score	RPI S	Opponent	Score	RPI S	Opponent	Score	Team's RPI: 312
44	A South Dakota St.	54 78	44	H South Dakota St.	63 72	60	N UNI	68 79	119	A Wyoming	49 59	
						61	A Western Ill.	62 87	128	A Northern Colo.	48 68	
						61	H Western Ill.	68 80	152	A Omaha	78 100	
						61	N Western Ill.	39 82	152	H Omaha	73 82	
						65	A Colorado St.	49 76	153	A Idaho St.	64 65	
						69	A IUPUI	49 71	161	H Northeastern	69 72	
						69	H IUPUI	45 67	162	A Oral Roberts	47 45	
						80	A South Dakota	64 70	162	H Oral Roberts	57 70	
						80	H South Dakota	44 53	211	H Seattle U	72 75	
									240	A Grand Canyon	70 73	
									292	A Northern Ariz.	67 82	
									307	A North Dakota St.	58 67	
									307	H North Dakota St.	80 86	
									314	H Pepperdine	75 67	
									319	A Fort Wayne	78 72	
									319	H Fort Wayne	78 50	
									322	H Air Force	65 52	
									332	A Utah Valley	58 72	
									346	H Cal St. Fullerton	77 58	
LAST 12 Division I GAMES:												
61	N Western Ill.	39 82	69	H IUPUI	45 67							
152	A Omaha	78 100	319	H Fort Wayne	78 50							
44	A South Dakota St.	54 78	80	H South Dakota	44 53							
162	H Oral Roberts	57 70	162	A Oral Roberts	47 45							
307	A North Dakota St.	58 67	152	H Omaha	73 82							
61	H Western Ill.	68 80	44	H South Dakota St.	63 72							

Non-Div I Games:

Denver

Detroit Mercy

Through Games Of April 2, 2017

Average RPI Win:	212	WON-LOST	WINNING	LAST 10	STRENGTH OF	OPP. STRENGTH	TEAM	ADJ.	CONF.	ADJ CONF.
Average RPI Loss:	157	RECORD	PCT. RANK	GAMES	SCHEDULE	OF SCHEDULE	RPI	RPI	RPI	RPI
DIV. I ONLY	18- 14	129	6- 4	184	203	145	145	19	19	
DIV. I NON-CONF.	4- 7	221	0- 0	279	147	234	234	21	21	
TOTALS	RPI 1-25	RPI 26-50	W-L RECORDS	RPI 51-100	RPI 101-150	RPI 150+				
18- 14	0- 0	1- 2	OVERALL	1- 2	4- 2	12- 8				
10- 2	0- 0	1- 0	HOME	1- 0	2- 0	6- 2				
5- 11	0- 0	0- 1	AWAY	0- 2	0- 2	5- 6				
3- 1	0- 0	0- 1	NEUTRAL	0- 0	2- 0	1- 0				
4- 7	0- 0	0- 0	NON-CONFERENCE	1- 2	1- 0	2- 5				
1- 2	0- 0	0- 0	HOME	1- 0	0- 0	0- 2				
2- 5	0- 0	0- 0	AWAY	0- 2	0- 0	2- 3				
1- 0	0- 0	0- 0	NEUTRAL	0- 0	1- 0	0- 0				
14- 7	0- 0	1- 2	CONFERENCE	0- 0	3- 2	10- 3				
9- 0	0- 0	1- 0	HOME	0- 0	2- 0	6- 0				
3- 6	0- 0	0- 1	AWAY	0- 0	0- 2	3- 3				
2- 1	0- 0	0- 1	NEUTRAL	0- 0	1- 0	1- 0				

RPI S	Opponent	Score	RPI S	Opponent	Score	RPI S	Opponent	Score	RPI S	Opponent	Score	Team's RPI: 145
32	A Green Bay	55 60	32	H Green Bay	76 72	55	A Toledo	66 72	134	A Wright St.	69 77	
32	H Green Bay		72	A Minnesota	91 111	72	A Minnesota		134	H Wright St.	85 80	
32	N Green Bay	52 64	99	H Kent St.	73 52	99	H Kent St.		134	N Wright St.	71 52	
									140	N Delaware	66 64	
									144	A Milwaukee	69 81	
									144	H Milwaukee	77 63	
									155	A Oakland	80 71	
									155	H Oakland	71 61	
									156	A CSUN	67 76	
									164	H Western Mich.	65 75	
									172	A East Carolina	81 83	
									183	A Cleveland St.	50 75	
									183	H Cleveland St.	66 54	
									183	N Cleveland St.	70 56	
									197	H George Mason	54 55	
									239	A Bradley	60 70	
									285	A Eastern Mich.	77 64	
									291	A Valparaiso	55 57	
									291	H Valparaiso	85 60	
									294	A Northern Ky.	55 53	
									294	H Northern Ky.	57 49	
									317	A Youngstown St.	83 67	
									317	H Youngstown St.	80 63	
									320	A Ill.-Chicago	62 63	
									320	H Ill.-Chicago	98 76	
									347	A Delaware St.	90 71	

LAST 12 Division I GAMES:

32	N Green Bay	52 64	291	A Valparaiso	55 57
134	N Wright St.	71 52	320	A Ill.-Chicago	62 63
183	N Cleveland St.	70 56	155	H Oakland	71 61
317	A Youngstown St.	83 67	32	H Green Bay	76 72
183	A Cleveland St.	50 75	144	H Milwaukee	77 63
134	H Wright St.	85 80	294	A Northern Ky.	55 53

Non-Div I Games:

Detroit Mercy

Loss, Non-Conf, S Site, H Home A Away N Neutral

Drake

Through Games Of April 2, 2017

Average RPI Win:	192	WON-LOST	WINNING	LAST 10	STRENGTH OF	OPP. STRENGTH	TEAM	ADJ.	CONF.	ADJ CONF.
Average RPI Loss:	40	RECORD	PCT. RANK	GAMES	SCHEDULE	OF SCHEDULE	RPI	RPI	RPI	RPI
DIV. I ONLY	27- 5	8	9- 1	117	114	28	28	17	17	
DIV. I NON-CONF.	6- 5	143	0- 1	29	9	37	37	14	14	
TOTALS	RPI 1-25	RPI 26-50	W-L RECORDS	RPI 51-100	RPI 101-150	RPI 150+				
27- 5	0- 1	0- 3	OVERALL	5- 1	3- 0	19- 0				
12- 0	0- 0	0- 0	HOME	3- 0	1- 0	8- 0				
11- 4	0- 1	0- 2	AWAY	1- 1	1- 0	9- 0				
4- 1	0- 0	0- 1	NEUTRAL	1- 0	1- 0	2- 0				
6- 5	0- 1	0- 3	NON-CONFERENCE	2- 1	3- 0	1- 0				
3- 0	0- 0	0- 0	HOME	2- 0	1- 0	0- 0				
2- 4	0- 1	0- 2	AWAY	0- 1	1- 0	1- 0				
1- 1	0- 0	0- 1	NEUTRAL	0- 0	1- 0	0- 0				
21- 0	0- 0	0- 0	CONFERENCE	3- 0	0- 0	18- 0				
9- 0	0- 0	0- 0	HOME	1- 0	0- 0	8- 0				
9- 0	0- 0	0- 0	AWAY	1- 0	0- 0	8- 0				
3- 0	0- 0	0- 0	NEUTRAL	1- 0	0- 0	2- 0				

RPI 1-25				RPI 26-50				Team's RPI: 28				RPI 51-100				RPI 101+			
RPI	S	Opponent	Score	RPI	S	Opponent	Score	RPI	S	Opponent	Score	RPI	S	Opponent	Score	RPI	S	Opponent	Score
21	A	Creighton	77 80	26	A	Kansas St.	54 67	60	A	UNI	88 79	119	H	Wyoming	63 50				
				32	A	Green Bay	48 71	60	H	UNI	70 57	129	A	North Dakota	99 91				
				50	N	Auburn	80 85	60	N	UNI	74 69	137	N	Eastern Wash.	93 78				
								66	H	Iowa	81 76	167	A	Missouri St.	90 64				
								71	A	Iowa St.	67 75	167	H	Missouri St.	98 91				
								86	H	Northern Ill.	95 86	178	A	Wichita St.	83 78				
												178	H	Wichita St.	105 89				
												178	N	Wichita St.	86 68				
												181	A	Southern Ill.	71 60				
												181	H	Southern Ill.	75 59				
												192	A	Nebraska	84 70				
												233	A	Evansville	73 48				
												233	H	Evansville	82 65				
												239	A	Bradley	93 60				
												239	H	Bradley	98 46				
												254	A	Indiana St.	64 45				
												254	H	Indiana St.	76 62				
												308	A	Illinois St.	87 36				
												308	H	Illinois St.	101 49				
												308	N	Illinois St.	64 40				
												328	A	Loyola Chicago	86 42				
												328	H	Loyola Chicago	89 46				
LAST 12 Division I GAMES:																			
				26	A	Kansas St.	54 67	60	H	UNI	70 57								
				60	N	UNI	74 69	328	A	Loyola Chicago	86 42								
				178	N	Wichita St.	86 68	254	A	Indiana St.	64 45								
				308	N	Illinois St.	64 40	239	H	Bradley	98 46								
				178	H	Wichita St.	105 89	308	H	Illinois St.	101 49								
				167	H	Missouri St.	98 91	233	A	Evansville	73 48								

Non-Div I Games: Clarke 118 43

Drake

■ Loss,
 ■ Non-Conf, S Site,
 ■ Home
 ■ Away
 N Neutral

Average RPI Win: 185	WON-LOST	WINNING	LAST 10	STRENGTH OF	OPP. STRENGTH	TEAM	ADJ.	CONF.	ADJ CONF.
Average RPI Loss: 84	RECORD	PCT. RANK	GAMES	SCHEDULE	OF SCHEDULE	RPI	RPI	RPI	RPI
DIV. I ONLY	22- 11	75	5- 5	141	90	88	88	9	9
DIV. I NON-CONF.	10- 3	44	1- 1	227	136	84	84	8	8
TOTALS	RPI 1-25	RPI 26-50	W-L RECORDS	RPI 51-100	RPI 101-150	RPI 150+			
22- 11	0- 0	1- 6	OVERALL	1- 1	6- 2	14- 2			
13- 3	0- 0	1- 3	HOME	1- 0	4- 0	7- 0			
6- 8	0- 0	0- 3	AWAY	0- 1	2- 2	4- 2			
3- 0	0- 0	0- 0	NEUTRAL	0- 0	0- 0	3- 0			
10- 3	0- 0	1- 1	NON-CONFERENCE	1- 1	3- 1	5- 0			
6- 1	0- 0	1- 1	HOME	1- 0	2- 0	2- 0			
2- 2	0- 0	0- 0	AWAY	0- 1	1- 1	1- 0			
2- 0	0- 0	0- 0	NEUTRAL	0- 0	0- 0	2- 0			
12- 8	0- 0	0- 5	CONFERENCE	0- 0	3- 1	9- 2			
7- 2	0- 0	0- 2	HOME	0- 0	2- 0	5- 0			
4- 6	0- 0	0- 3	AWAY	0- 0	1- 1	3- 2			
1- 0	0- 0	0- 0	NEUTRAL	0- 0	0- 0	1- 0			

RPI S	Opponent	Score	RPI S	Opponent	Score	RPI S	Opponent	Score	RPI S	Opponent	Score
27	A Elon	65 75	27	H Elon	45 48	57	A Bucknell	66 78	112	A Vanderbilt	63 73
31	H Syracuse	62 61	41	H Villanova	51 56	82	H Penn St.	83 60	122	H Saint Joseph's	60 49
42	A James Madison	47 54	42	A James Madison	68 76				124	A William & Mary	65 74
42	A James Madison	64 74							124	H William & Mary	65 48
									127	H Duquesne	70 47
									132	A Cornell	63 53
									140	A Delaware	54 44
									140	H Delaware	53 49
									161	A Northeastern	63 33
									161	H Northeastern	74 51
									161	N Northeastern	68 50
									187	A Hofstra	53 58
									187	H Hofstra	65 43
									197	N George Mason	82 71
									214	A Towson	80 65
									214	H Towson	58 48
									217	A UNCW	71 38
									217	H UNCW	76 51
									218	A Col. of Charleston	75 79
									218	H Col. of Charleston	70 57
									265	H Niagara	69 57
									299	A Lafayette	81 39
									310	N Massachusetts	65 47
									347	H Delaware St.	69 44

LAST 12 Division I GAMES:

41	H Villanova	51 56	42	H James Madison	64 74
127	H Duquesne	70 47	140	H Delaware	53 49
42	A James Madison	68 76	214	A Towson	80 65
161	N Northeastern	68 50	217	H UNCW	76 51
124	A William & Mary	65 74	124	H William & Mary	65 48
187	A Hofstra	53 58	140	A Delaware	54 44

Non-Div I Games:

Drexel

■ Loss,
 ■ Non-Conf,
 ■ S Site,
 ■ Home
 ■ A Away
 N Neutral

Average RPI Win:	108	WON-LOST	WINNING	LAST 10	STRENGTH OF	OPP. STRENGTH	TEAM	ADJ.	CONF.	ADJ CONF.
Average RPI Loss:	32	RECORD	PCT. RANK	GAMES	SCHEDULE	OF SCHEDULE	RPI	RPI	RPI	RPI
DIV. I ONLY	28- 6	11	8- 2	26	18	10	10	3	3	
DIV. I NON-CONF.	13- 2	14	1- 1	90	40	22	22	4	4	
TOTALS	RPI 1-25	RPI 26-50	W-L RECORDS	RPI 51-100	RPI 101-150	RPI 150+				
28- 6	5- 4	5- 1	OVERALL	5- 0	6- 1	7- 0				
17- 1	4- 1	3- 0	HOME	3- 0	4- 0	3- 0				
9- 4	0- 2	1- 1	AWAY	2- 0	2- 1	4- 0				
2- 1	1- 1	1- 0	NEUTRAL	0- 0	0- 0	0- 0				
13- 2	2- 1	2- 0	NON-CONFERENCE	1- 0	3- 1	5- 0				
9- 1	2- 1	2- 0	HOME	1- 0	2- 0	2- 0				
4- 1	0- 0	0- 0	AWAY	0- 0	1- 1	3- 0				
0- 0	0- 0	0- 0	NEUTRAL	0- 0	0- 0	0- 0				
15- 4	3- 3	3- 1	CONFERENCE	4- 0	3- 0	2- 0				
8- 0	2- 0	1- 0	HOME	2- 0	2- 0	1- 0				
5- 3	0- 2	1- 1	AWAY	2- 0	1- 0	1- 0				
2- 1	1- 1	1- 0	NEUTRAL	0- 0	0- 0	0- 0				

RPI	S	Opponent	Score
2	H	South Carolina	74 63
3	A	Notre Dame	58 62
3	N	Notre Dame	61 84
11	A	Florida St.	45 69
12	H	Louisville	58 55
14	H	Kentucky	69 54
17	H	Miami (FL)	83 70
17	N	Miami (FL)	57 52
24	H	Oregon	65 74

RPI	S	Opponent	Score
27	H	Elon	68 61
31	H	Syracuse	72 55
31	N	Syracuse	68 46
36	A	North Carolina St.	52 55
41	H	Villanova	68 50
45	A	Georgia Tech	75 68

RPI	S	Opponent	Score
51	A	Virginia	70 51
56	H	Penn	68 55
77	H	Virginia Tech	84 59
91	A	Wake Forest	79 53
91	H	Wake Forest	71 43

RPI	S	Opponent	Score
102	A	Long Beach St.	83 46
108	H	Clemson	65 37
112	A	Vanderbilt	73 77
121	A	North Carolina	95 71
121	H	North Carolina	70 58
134	H	Old Dominion	92 64
147	H	Hampton	94 31
159	H	Pittsburgh	62 48
170	A	Boston College	67 44
221	A	Rutgers	68 32
240	H	Grand Canyon	90 47
241	A	Liberty	98 38
314	A	Pepperdine	99 65
342	H	Longwood	105 48

LAST 12 Division I GAMES:

24	H	Oregon	65 74	17	H	Miami (FL)	83 70
147	H	Hampton	94 31	91	A	Wake Forest	79 53
3	N	Notre Dame	61 84	159	H	Pittsburgh	62 48
17	N	Miami (FL)	57 52	31	H	Syracuse	72 55
31	N	Syracuse	68 46	51	A	Virginia	70 51
121	A	North Carolina	95 71	108	H	Clemson	65 37

Non-Div I Games:

Duke

■ Loss,
 ■ Non-Conf,
 S Site,
 H Home
 A Away
 N Neutral

Duquesne

Through Games Of April 2, 2017

Average RPI Win:	184	WON-LOST	WINNING	LAST 10	STRENGTH OF	OPP. STRENGTH	TEAM	ADJ.	CONF.	ADJ CONF.
Average RPI Loss:	110	RECORD	PCT. RANK	GAMES	SCHEDULE	OF SCHEDULE	RPI	RPI	RPI	RPI
DIV. I ONLY	18- 16	158	5- 5	99	98	127	127	12	12	
DIV. I NON-CONF.	7- 7	164	0- 2	98	107	117	117	12	12	
TOTALS	RPI 1-25	RPI 26-50	W-L RECORDS	RPI 51-100	RPI 101-150	RPI 150+				
18- 16	0- 2	0- 4	OVERALL	4- 3	3- 4	11- 3				
10- 5	0- 1	0- 1	HOME	1- 1	1- 2	8- 0				
5- 10	0- 1	0- 2	AWAY	2- 2	1- 2	2- 3				
3- 1	0- 0	0- 1	NEUTRAL	1- 0	1- 0	1- 0				
7- 7	0- 2	0- 1	NON-CONFERENCE	1- 2	1- 2	5- 0				
3- 3	0- 1	0- 0	HOME	0- 0	0- 2	3- 0				
3- 4	0- 1	0- 1	AWAY	1- 2	1- 0	1- 0				
1- 0	0- 0	0- 0	NEUTRAL	0- 0	0- 0	1- 0				
11- 9	0- 0	0- 3	CONFERENCE	3- 1	2- 2	6- 3				
7- 2	0- 0	0- 1	HOME	1- 1	1- 0	5- 0				
2- 6	0- 0	0- 1	AWAY	1- 0	0- 2	1- 3				
2- 1	0- 0	0- 1	NEUTRAL	1- 0	1- 0	0- 0				

RPI	S	Opponent	Score	RPI	S	Opponent	Score	RPI	S	Opponent	Score	RPI	S	Opponent	Score	Team's RPI: 127
15	H	Maryland	57 77	39	A	Dayton	47 66	62	A	St. John's (NY)	71 65	106	H	Buffalo	69 71	
19	A	Ohio St.	69 89	39	H	Dayton	64 75	70	A	George Washington	73 63	115	A	Fordham	51 64	
				39	N	Dayton	56 70	70	H	George Washington	40 75	120	H	Charlotte	63 77	
				48	A	California	66 86	70	N	George Washington	62 58	122	A	Saint Joseph's	58 60	
								79	A	Ohio	46 64	122	N	Saint Joseph's	78 63	
								88	A	Drexel	47 70	148	A	Iona	61 58	
								93	H	Saint Louis	94 65	149	H	VCU	70 51	
												159	H	Pittsburgh	63 54	
												171	A	La Salle	76 68	
												197	H	George Mason	66 55	
												197	H	George Mason	76 57	
												232	H	Richmond	73 61	
												242	A	Akron	67 57	
												248	A	St. Bonaventure	56 69	
												248	H	St. Bonaventure	83 61	
												276	N	Western Caro.	65 50	
												279	H	Davidson	73 51	
												299	H	Lafayette	67 52	
												302	A	Rhode Island	69 71	
												306	H	Lehigh	63 49	
												310	A	Massachusetts	67 75	
LAST 12 Division I GAMES:																
				88	A	Drexel	47 70	248	H	St. Bonaventure	83 61					
				39	N	Dayton	56 70	302	A	Rhode Island	69 71					
				122	N	Saint Joseph's	78 63	39	A	Dayton	47 66					
				70	N	George Washington	62 58	149	H	VCU	70 51					
				197	H	George Mason	66 55	197	H	George Mason	76 57					
				48	A	California	66 86	122	A	Saint Joseph's	58 60					

Non-Div I Games:

Duquesne

Loss, Non-Conf, S Site, H Home A Away N Neutral

Average RPI Win: 248	WON-LOST	WINNING	LAST 10	STRENGTH OF	OPP. STRENGTH	TEAM	ADJ.	CONF.	ADJ CONF.
Average RPI Loss: 144	RECORD	PCT. RANK	GAMES	SCHEDULE	OF SCHEDULE	RPI	RPI	RPI	RPI
DIV. I ONLY	16- 14	147	5- 5	293	170	204	204	16	16
DIV. I NON-CONF.	8- 7	160	0- 0	318	193	238	238	18	18
TOTALS	RPI 1-25	RPI 26-50	W-L RECORDS	RPI 51-100	RPI 101-150	RPI 150+			
16- 14	0- 1	0- 1	OVERALL	0- 4	1- 2	15- 6			
8- 7	0- 1	0- 1	HOME	0- 2	1- 1	7- 2			
7- 5	0- 0	0- 0	AWAY	0- 2	0- 0	7- 3			
1- 2	0- 0	0- 0	NEUTRAL	0- 0	0- 1	1- 1			
8- 7	0- 1	0- 1	NON-CONFERENCE	0- 0	1- 2	7- 3			
4- 4	0- 1	0- 1	HOME	0- 0	1- 1	3- 1			
3- 2	0- 0	0- 0	AWAY	0- 0	0- 0	3- 2			
1- 1	0- 0	0- 0	NEUTRAL	0- 0	0- 1	1- 0			
8- 7	0- 0	0- 0	CONFERENCE	0- 4	0- 0	8- 3			
4- 3	0- 0	0- 0	HOME	0- 2	0- 0	4- 1			
4- 3	0- 0	0- 0	AWAY	0- 2	0- 0	4- 1			
0- 1	0- 0	0- 0	NEUTRAL	0- 0	0- 0	0- 1			

RPI 1-25				RPI 26-50				RPI 51-100				RPI 101+ Team's RPI: 204			
RPI	S	Opponent	Score	RPI	S	Opponent	Score	RPI	S	Opponent	Score	RPI	S	Opponent	Score
18	H	Tennessee	58 83	27	H	Elon	51 79	63	A	Chattanooga	45 60	112	H	Vanderbilt	72 80
								63	H	Chattanooga	62 70	130	N	Maine	48 61
								96	A	Mercer	55 72	134	H	Old Dominion	70 60
								96	H	Mercer	56 71	176	A	UNCG	62 73
												176	H	UNCG	60 52
												200	A	Campbell	56 55
												216	H	Appalachian St.	68 71
												227	A	Samford	69 57
												227	H	Samford	61 56
												227	N	Samford	64 67
												234	A	Wofford	77 69
												234	H	Wofford	52 54
												250	A	Furman	74 64
												250	H	Furman	75 66
												258	A	Butler	68 59
												263	A	Austin Peay	74 77
												264	H	Murray St.	79 60
												276	A	Western Caro.	72 55
												276	H	Western Caro.	76 57
												279	H	Davidson	76 56
												281	A	Tennessee Tech	82 76
												290	N	Coppin St.	70 58
												294	A	Northern Ky.	56 62
												345	H	Winthrop	62 45
LAST 12 Division I GAMES:															
		227	N	Samford			64 67			96	H	Mercer			56 71
		250	H	Furman			75 66			227	H	Samford			61 56
		234	H	Wofford			52 54			234	A	Wofford			77 69
		176	A	UNCG			62 73			250	A	Furman			74 64
		276	A	Western Caro.			72 55			276	H	Western Caro.			76 57
		63	H	Chattanooga			62 70			176	H	UNCG			60 52

Non-Div I Games:

ETSU

■ Loss,
 ■ Non-Conf,
 ■ S Site,
 ■ H Home
 ■ A Away
 N Neutral

East Carolina

Through Games Of April 2, 2017

Average RPI Win:	194	WON-LOST	WINNING	LAST 10	STRENGTH OF	OPP. STRENGTH	TEAM	ADJ.	CONF.	ADJ CONF.
Average RPI Loss:	87	RECORD	PCT. RANK	GAMES	SCHEDULE	OF SCHEDULE	RPI	RPI	RPI	RPI
DIV. I ONLY	10- 19	259	1- 9	52	84	172	172	6	6	
DIV. I NON-CONF.	8- 4	85	0- 0	119	265	94	94	7	7	
TOTALS	RPI 1-25	RPI 26-50	W-L RECORDS	RPI 51-100	RPI 101-150	RPI 150+				
10- 19	0- 4	0- 4	OVERALL	1- 4	2- 3	7- 4				
7- 7	0- 2	0- 2	HOME	1- 2	1- 0	5- 1				
1- 10	0- 2	0- 1	AWAY	0- 1	0- 3	1- 3				
2- 2	0- 0	0- 1	NEUTRAL	0- 1	1- 0	1- 0				
8- 4	0- 0	0- 2	NON-CONFERENCE	0- 0	2- 2	6- 0				
5- 1	0- 0	0- 1	HOME	0- 0	1- 0	4- 0				
1- 2	0- 0	0- 0	AWAY	0- 0	0- 2	1- 0				
2- 1	0- 0	0- 1	NEUTRAL	0- 0	1- 0	1- 0				
2- 15	0- 4	0- 2	CONFERENCE	1- 4	0- 1	1- 4				
2- 6	0- 2	0- 1	HOME	1- 2	0- 0	1- 1				
0- 8	0- 2	0- 1	AWAY	0- 1	0- 1	0- 3				
0- 1	0- 0	0- 0	NEUTRAL	0- 1	0- 0	0- 0				

RPI	S	Opponent	Score	RPI	S	Opponent	Score	RPI	S	Opponent	Score	RPI	S	Opponent	Score	Team's RPI: 172
1	A	UConn	45 90	35	A	South Fla.	48 79	74	H	Tulane	45 61	120	A	Charlotte	64 79	
1	H	UConn	44 91	35	H	South Fla.	66 76	94	A	UCF	51 79	124	A	William & Mary	72 82	
25	A	Temple	47 78	37	N	West Virginia	47 79	94	H	UCF	42 54	125	N	Ball St.	82 69	
25	H	Temple	43 76	50	H	Auburn	52 61	95	H	SMU	58 57	145	H	Detroit Mercy	83 81	
								95	N	SMU	54 60	150	A	Tulsa	92 100	
												168	A	Memphis	50 72	
												175	A	Houston	65 81	
												175	H	Houston	62 73	
												182	A	Cincinnati	64 74	
												182	H	Cincinnati	80 69	
												217	H	UNCW	75 65	
												226	H	Presbyterian	54 46	
												230	H	Southern U.	62 55	
												231	N	Marist	70 68	
												232	A	Richmond	71 60	
												259	H	UMES	66 58	
LAST 12 Division I GAMES:																
				95	N	SMU	54 60	35	H	South Fla.	66 76					
				175	A	Houston	65 81	175	H	Houston	62 73					
				182	H	Cincinnati	80 69	150	A	Tulsa	92 100					
				94	A	UCF	51 79	1	H	UConn	44 91					
				168	A	Memphis	50 72	182	A	Cincinnati	64 74					
				25	H	Temple	43 76	94	H	UCF	42 54					

Non-Div I Games: Greensboro 107 40

East Carolina

Loss, Non-Conf, S Site, H Home A Away N Neutral

Average RPI Win:	263	WON-LOST	WINNING	LAST 10	STRENGTH OF	OPP. STRENGTH	TEAM	ADJ.	CONF.	ADJ CONF.
Average RPI Loss:	210	RECORD	PCT. RANK	GAMES	SCHEDULE	OF SCHEDULE	RPI	RPI	RPI	RPI
DIV. I ONLY	7- 19	295	4- 6	264	316	297	297	26	26	
DIV. I NON-CONF.	2- 8	289	0- 0	194	345	280	280	26	26	
TOTALS	RPI 1-25	RPI 26-50	W-L RECORDS	RPI 51-100	RPI 101-150	RPI 150+				
7- 19	0- 0	0- 0	OVERALL	0- 2	0- 2	7- 15				
3- 8	0- 0	0- 0	HOME	0- 1	0- 1	3- 6				
4- 11	0- 0	0- 0	AWAY	0- 1	0- 1	4- 9				
0- 0	0- 0	0- 0	NEUTRAL	0- 0	0- 0	0- 0				
2- 8	0- 0	0- 0	NON-CONFERENCE	0- 1	0- 2	2- 5				
0- 3	0- 0	0- 0	HOME	0- 0	0- 1	0- 2				
2- 5	0- 0	0- 0	AWAY	0- 1	0- 1	2- 3				
0- 0	0- 0	0- 0	NEUTRAL	0- 0	0- 0	0- 0				
5- 11	0- 0	0- 0	CONFERENCE	0- 1	0- 0	5- 10				
3- 5	0- 0	0- 0	HOME	0- 1	0- 0	3- 4				
2- 6	0- 0	0- 0	AWAY	0- 0	0- 0	2- 6				
0- 0	0- 0	0- 0	NEUTRAL	0- 0	0- 0	0- 0				

RPI 1-25				RPI 26-50				RPI 51-100				RPI 101+ Team's RPI: 297							
RPI	S	Opponent	Score	RPI	S	Opponent	Score	RPI	S	Opponent	Score	RPI	S	Opponent	Score				
								58	H	Belmont	58	77	117	A	Stetson	55	72		
								61	A	Western Ill.	62	83	134	H	Wright St.	61	71		
													177	A	Morehead St.	62	66		
													182	A	Cincinnati	64	78		
													183	H	Cleveland St.	56	66		
													210	A	SIUE	52	68		
													210	H	SIUE	59	75		
													223	A	UT Martin	72	74		
													223	H	UT Martin	80	70		
													233	A	Evansville	73	63		
													249	H	Jacksonville St.	71	67		
													254	H	Indiana St.	61	88		
													255	A	Tennessee St.	58	69		
													263	A	Austin Peay	78	73		
													263	H	Austin Peay	59	69		
													264	A	Murray St.	74	92		
													264	H	Murray St.	57	66		
													267	A	Southeast Mo. St.	71	62		
													267	H	Southeast Mo. St.	65	107		
													271	A	Eastern Ky.	85	88		
													281	H	Tennessee Tech	54	46		
													291	A	Valparaiso	68	73		
													308	A	Illinois St.	49	60		
													324	A	Florida A&M	66	50		
LAST 12 Division I GAMES:																			
210	A	SIUE	52	68	255	A	Tennessee St.	58	69	210	H	SIUE	59	75	308	A	Illinois St.	49	60
263	A	Austin Peay	78	73	267	A	Southeast Mo. St.	71	62	223	H	UT Martin	80	70	324	A	Florida A&M	66	50
264	H	Murray St.	57	66	263	H	UT Martin	80	70	263	H	Austin Peay	59	69					
267	H	Southeast Mo. St.	65	107	264	A	Murray St.	74	92										
223	A	UT Martin	72	74															
281	H	Tennessee Tech	54	46															

Non-Div I Games: Ill.-Springfield 74 60 Millikin 97 54

Eastern Ill.

■ Loss,
 ■ Non-Conf, S Site,
 ■ Home
 ■ Away
 N Neutral

Average RPI Win:	248	WON-LOST	WINNING	LAST 10	STRENGTH OF	OPP. STRENGTH	TEAM	ADJ.	CONF.	ADJ CONF.
Average RPI Loss:	183	RECORD	PCT. RANK	GAMES	SCHEDULE	OF SCHEDULE	RPI	RPI	RPI	RPI
DIV. I ONLY	11- 20	255	4- 6	209	296	271	271	26	26	
DIV. I NON-CONF.	2- 10	305	0- 0	285	279	332	332	26	26	
TOTALS	RPI 1-25	RPI 26-50	W-L RECORDS	RPI 51-100	RPI 101-150	RPI 150+				
11- 20	0- 0	0- 1	OVERALL	0- 5	0- 1	11- 13				
7- 5	0- 0	0- 1	HOME	0- 1	0- 0	7- 3				
1- 11	0- 0	0- 0	AWAY	0- 3	0- 1	1- 7				
3- 4	0- 0	0- 0	NEUTRAL	0- 1	0- 0	3- 3				
2- 10	0- 0	0- 1	NON-CONFERENCE	0- 2	0- 1	2- 6				
1- 3	0- 0	0- 1	HOME	0- 0	0- 0	1- 2				
0- 4	0- 0	0- 0	AWAY	0- 2	0- 1	0- 1				
1- 3	0- 0	0- 0	NEUTRAL	0- 0	0- 0	1- 3				
9- 10	0- 0	0- 0	CONFERENCE	0- 3	0- 0	9- 7				
6- 2	0- 0	0- 0	HOME	0- 1	0- 0	6- 1				
1- 7	0- 0	0- 0	AWAY	0- 1	0- 0	1- 6				
2- 1	0- 0	0- 0	NEUTRAL	0- 1	0- 0	2- 0				

RPI S	Opponent	Score	RPI S	Opponent	Score	RPI S	Opponent	Score	RPI S	Opponent	Score	Team's RPI: 271
38	H Western Ky.	63 90	58	A Belmont	58 74	134	A Wright St.	73 85				
			58	H Belmont	67 73	164	N Western Mich.	59 74				
			58	N Belmont	64 94	176	A UNCG	66 81				
			93	A Saint Louis	51 78	177	A Morehead St.	54 80				
			99	A Kent St.	67 80	177	H Morehead St.	65 58				
						177	N Morehead St.	73 67				
						210	H SIUE	75 63				
						210	N SIUE	61 58				
						223	A UT Martin	56 66				
						242	H Akron	57 63				
						249	A Jacksonville St.	61 71				
						249	H Jacksonville St.	49 54				
						251	N Miami (OH)	54 65				
						255	A Tennessee St.	64 78				
						255	H Tennessee St.	66 62				
						260	H Bowling Green	57 55				
						263	H Austin Peay	80 71				
						264	A Murray St.	64 70				
						267	A Southeast Mo. St.	74 63				
						276	H Western Caro.	61 72				
						281	A Tennessee Tech	51 53				
						281	H Tennessee Tech	78 65				
						297	H Eastern Ill.	88 85				
						319	N Fort Wayne	59 68				
						329	N Morgan St.	66 58				
LAST 12 Division I GAMES:												
	58	N Belmont	64	94	58	H Belmont	67	73				
	210	N SIUE	61	58	177	H Morehead St.	65	58				
	177	N Morehead St.	73	67	264	A Murray St.	64	70				
	281	H Tennessee Tech	78	65	223	A UT Martin	56	66				
	249	A Jacksonville St.	61	71	263	H Austin Peay	80	71				
	255	A Tennessee St.	64	78	281	A Tennessee Tech	51	53				

Non-Div I Games: Ohio Valley 88 30

Eastern Ky.

■ Loss,
■ Non-Conf,
■ S Site,
■ Home
■ A Away
N Neutral

Average RPI Win: 284	WON-LOST	WINNING	LAST 10	STRENGTH OF	OPP. STRENGTH	TEAM	ADJ.	CONF.	ADJ CONF.
Average RPI Loss: 122	RECORD	PCT. RANK	GAMES	SCHEDULE	OF SCHEDULE	RPI	RPI	RPI	RPI
DIV. I ONLY	5- 25	327	0- 10	107	154	285	285	10	10
DIV. I NON-CONF.	4- 7	221	0- 0	238	264	254	254	10	10
TOTALS	RPI 1-25	RPI 26-50	W-L RECORDS	RPI 51-100	RPI 101-150	RPI 150+			
5- 25	0- 0	0- 1	OVERALL	0- 12	0- 5	5- 7			
3- 10	0- 0	0- 0	HOME	0- 4	0- 3	3- 3			
1- 13	0- 0	0- 1	AWAY	0- 7	0- 1	1- 4			
1- 2	0- 0	0- 0	NEUTRAL	0- 1	0- 1	1- 0			
4- 7	0- 0	0- 1	NON-CONFERENCE	0- 2	0- 2	4- 2			
2- 2	0- 0	0- 0	HOME	0- 0	0- 1	2- 1			
1- 3	0- 0	0- 1	AWAY	0- 1	0- 0	1- 1			
1- 2	0- 0	0- 0	NEUTRAL	0- 1	0- 1	1- 0			
1- 18	0- 0	0- 0	CONFERENCE	0- 10	0- 3	1- 5			
1- 8	0- 0	0- 0	HOME	0- 4	0- 2	1- 2			
0- 10	0- 0	0- 0	AWAY	0- 6	0- 1	0- 3			
0- 0	0- 0	0- 0	NEUTRAL	0- 0	0- 0	0- 0			

RPI S	Opponent	Score	RPI S	Opponent	Score	RPI S	Opponent	Score	RPI S	Opponent	Score	Team's RPI: 285
46	A Purdue	50 77	54	A Central Mich.	48 71	106	H Buffalo	52 56				
			54	H Central Mich.	63 104	125	A Ball St.	49 78				
			55	A Toledo	57 65	125	H Ball St.	54 64				
			55	H Toledo	49 66	128	N Northern Colo.	57 58				
			74	N Tulane	50 62	145	H Detroit Mercy	64 77				
			79	A Ohio	51 68	164	A Western Mich.	60 70				
			79	A Ohio	49 63	164	H Western Mich.	67 76				
			86	A Northern Ill.	73 85	177	A Morehead St.	73 78				
			86	H Northern Ill.	71 81	219	H Monmouth	68 75				
			91	A Wake Forest	61 89	242	A Akron	62 80				
			99	A Kent St.	65 83	248	H St. Bonaventure	75 56				
			99	H Kent St.	67 86	251	A Miami (OH)	61 72				
						251	H Miami (OH)	63 79				
						257	N Georgia St.	69 59				
						260	H Bowling Green	81 74				
						322	H Air Force	65 44				
						334	A Incarnate Word	66 47				
LAST 12 Division I GAMES:												
79	A Ohio	49 63	106	H Buffalo	52 56							
54	A Central Mich.	48 71	251	H Miami (OH)	63 79							
125	H Ball St.	54 64	99	A Kent St.	65 83							
86	H Northern Ill.	71 81	54	H Central Mich.	63 104							
55	A Toledo	57 65	242	A Akron	62 80							
164	A Western Mich.	60 70	260	H Bowling Green	81 74							

Non-Div I Games: Ferris St. 68 50

Eastern Mich.

■ Loss,
 ■ Non-Conf,
 ■ S Site,
 ■ Home
 ■ A Away
 N Neutral

Average RPI Win:	232	WON-LOST	WINNING	LAST 10	STRENGTH OF	OPP. STRENGTH	TEAM	ADJ.	CONF.	ADJ CONF.
Average RPI Loss:	102	RECORD	PCT. RANK	GAMES	SCHEDULE	OF SCHEDULE	RPI	RPI	RPI	RPI
DIV. I ONLY	18- 14	129	6- 4	133	210	137	137	20	20	
DIV. I NON-CONF.	5- 6	183	1- 0	56	177	96	96	19	19	
TOTALS	RPI 1-25	RPI 26-50	W-L RECORDS	RPI 51-100	RPI 101-150	RPI 150+				
18- 14	0- 1	0- 2	OVERALL	0- 6	3- 3	15- 2				
7- 5	0- 0	0- 0	HOME	0- 2	2- 2	5- 1				
9- 6	0- 1	0- 0	AWAY	0- 3	0- 1	9- 1				
2- 3	0- 0	0- 2	NEUTRAL	0- 1	1- 0	1- 0				
5- 6	0- 1	0- 2	NON-CONFERENCE	0- 3	0- 0	5- 0				
1- 1	0- 0	0- 0	HOME	0- 1	0- 0	1- 0				
3- 3	0- 1	0- 0	AWAY	0- 2	0- 0	3- 0				
1- 2	0- 0	0- 2	NEUTRAL	0- 0	0- 0	1- 0				
13- 8	0- 0	0- 0	CONFERENCE	0- 3	3- 3	10- 2				
6- 4	0- 0	0- 0	HOME	0- 1	2- 2	4- 1				
6- 3	0- 0	0- 0	AWAY	0- 1	0- 1	6- 1				
1- 1	0- 0	0- 0	NEUTRAL	0- 1	1- 0	0- 0				

RPI 1-25				RPI 26-50				RPI 51-100				RPI 101+				Team's RPI: 137	
RPI	S	Opponent	Score	RPI	S	Opponent	Score	RPI	S	Opponent	Score	RPI	S	Opponent	Score		
9	A	Washington	52 100	27	N	Elon	55 76	53	A	Boise St.	64 67	128	H	Northern Colo.	67 61		
				28	N	Drake	78 93	59	A	Montana St.	83 88	129	H	North Dakota	71 75		
								59	H	Montana St.	61 72	141	A	Idaho	51 78		
								59	N	Montana St.	59 61	141	H	Idaho	67 74		
								67	H	Gonzaga	54 73	141	H	Idaho	67 57		
								74	A	Tulane	51 63	141	N	Idaho	73 64		
												153	A	Idaho St.	61 58		
												153	H	Idaho St.	58 41		
												156	A	CSUN	71 57		
												180	A	Texas St.	66 62		
												212	A	Portland St.	68 62		
												237	A	Weber St.	70 42		
												237	H	Weber St.	99 85		
												250	N	Furman	68 56		
												286	A	Sacramento St.	72 65		
												289	A	Southern Utah	67 66		
												289	H	Southern Utah	63 64		
												292	A	Northern Ariz.	47 56		
												292	H	Northern Ariz.	79 64		
												325	A	Montana	60 46		
												325	H	Montana	64 57		
												332	A	Utah Valley	83 50		
												346	H	Cal St. Fullerton	84 67		
LAST 12 Division I GAMES:																	
				141	H	Idaho	67 74					153	A	Idaho St.	61 58		
				180	A	Texas St.	66 62					237	A	Weber St.	70 42		
				59	N	Montana St.	59 61					141	A	Idaho	51 78		
				141	N	Idaho	73 64					128	H	Northern Colo.	67 61		
				292	H	Northern Ariz.	79 64					129	H	North Dakota	71 75		
				289	H	Southern Utah	63 64					212	A	Portland St.	68 62		

Non-Div I Games: Multnomah 88 30

Eastern Wash.

■ Loss,
■ Non-Conf, S Site,
■ Home
■ Away
N Neutral

Average RPI Win:	162	WON-LOST	WINNING	LAST 10	STRENGTH OF	OPP. STRENGTH	TEAM	ADJ.	CONF.	ADJ CONF.
Average RPI Loss:	54	RECORD	PCT. RANK	GAMES	SCHEDULE	OF SCHEDULE	RPI	RPI	RPI	RPI
DIV. I ONLY	26- 7	21	8- 2	67	89	27	27	9	9	
DIV. I NON-CONF.	7- 5	122	0- 1	62	64	63	63	8	8	
TOTALS	RPI 1-25	RPI 26-50	W-L RECORDS	RPI 51-100	RPI 101-150	RPI 150+				
26- 7	0- 1	1- 4	OVERALL	4- 1	6- 1	15- 0				
10- 2	0- 0	0- 1	HOME	2- 1	2- 0	6- 0				
12- 4	0- 1	1- 2	AWAY	2- 0	2- 1	7- 0				
4- 1	0- 0	0- 1	NEUTRAL	0- 0	2- 0	2- 0				
7- 5	0- 1	0- 2	NON-CONFERENCE	2- 1	1- 1	4- 0				
2- 1	0- 0	0- 0	HOME	1- 1	0- 0	1- 0				
3- 3	0- 1	0- 1	AWAY	1- 0	0- 1	2- 0				
2- 1	0- 0	0- 1	NEUTRAL	0- 0	1- 0	1- 0				
19- 2	0- 0	1- 2	CONFERENCE	2- 0	5- 0	11- 0				
8- 1	0- 0	0- 1	HOME	1- 0	2- 0	5- 0				
9- 1	0- 0	1- 1	AWAY	1- 0	2- 0	5- 0				
2- 0	0- 0	0- 0	NEUTRAL	0- 0	1- 0	1- 0				

RPI 1-25				RPI 26-50				Team's RPI: 27	RPI 51-100				RPI 101+			
RPI	S	Opponent	Score	RPI	S	Opponent	Score		RPI	S	Opponent	Score	RPI	S	Opponent	Score
10	A	Duke	61 68	32	A	Green Bay	56 71		54	A	Central Mich.	71 57	121	A	North Carolina	73 78
				37	N	West Virginia	62 75		57	H	Bucknell	64 58	124	A	William & Mary	60 58
				42	A	James Madison	54 61		88	A	Drexel	48 45	124	H	William & Mary	70 47
				42	A	James Madison	78 60		88	H	Drexel	75 65	124	N	William & Mary	88 60
				42	H	James Madison	70 76		91	H	Wake Forest	68 78	137	N	Eastern Wash.	76 55
													140	A	Delaware	57 48
													140	H	Delaware	69 42
													161	A	Northeastern	76 65
													161	H	Northeastern	70 58
													187	A	Hofstra	64 53
													187	H	Hofstra	72 61
													187	N	Hofstra	78 50
													204	A	ETSU	79 51
													214	A	Towson	67 65
													214	H	Towson	83 55
													217	A	UNCW	66 56
													217	H	UNCW	82 48
													218	A	Col. of Charleston	84 56
													218	H	Col. of Charleston	70 57
													221	H	Rutgers	66 54
													242	N	Akron	65 62
													257	A	Georgia St.	84 67
LAST 12 Division I GAMES:																
				37	N	West Virginia	62 75		140	A	Delaware	57 48				
				42	A	James Madison	78 60		124	H	William & Mary	70 47				
				124	N	William & Mary	88 60		187	H	Hofstra	72 61				
				187	N	Hofstra	78 50		42	A	James Madison	54 61				
				217	H	UNCW	82 48		161	H	Northeastern	70 58				
				214	A	Towson	67 65		217	A	UNCW	66 56				

Non-Div I Games: King (TN) 93 47

Elon

Loss, Non-Conf, S Site, H Home A Away N Neutral

Evansville

Through Games Of April 2, 2017

Average RPI Win:	262	WON-LOST	WINNING	LAST 10	STRENGTH OF	OPP. STRENGTH	TEAM	ADJ.	CONF.	ADJ CONF.
Average RPI Loss:	143	RECORD	PCT. RANK	GAMES	SCHEDULE	OF SCHEDULE	RPI	RPI	RPI	RPI
DIV. I ONLY	13- 17	210	6- 4	257	222	233	233	17	17	
DIV. I NON-CONF.	4- 6	208	0- 0	289	292	264	264	14	14	
TOTALS	RPI 1-25	RPI 26-50	W-L RECORDS	RPI 51-100	RPI 101-150	RPI 150+				
13- 17	0- 1	0- 2	OVERALL	0- 4	0- 1	13- 9				
7- 7	0- 0	0- 1	HOME	0- 1	0- 0	7- 5				
5- 9	0- 0	0- 1	AWAY	0- 0	0- 0	5- 1				
1- 1	0- 0	0- 0	NEUTRAL	0- 1	0- 0	1- 0				
4- 6	0- 1	0- 0	NON-CONFERENCE	0- 1	0- 1	4- 3				
2- 3	0- 0	0- 0	HOME	0- 0	0- 0	2- 3				
2- 3	0- 1	0- 0	AWAY	0- 1	0- 1	2- 0				
0- 0	0- 0	0- 0	NEUTRAL	0- 0	0- 0	0- 0				
9- 11	0- 0	0- 2	CONFERENCE	0- 3	0- 0	9- 6				
5- 4	0- 0	0- 1	HOME	0- 1	0- 0	5- 2				
3- 6	0- 0	0- 1	AWAY	0- 1	0- 0	3- 4				
1- 1	0- 0	0- 0	NEUTRAL	0- 1	0- 0	1- 0				

RPI 1-25				RPI 26-50				RPI 51-100				RPI 101+ Team's RPI: 233			
RPI	S	Opponent	Score	RPI	S	Opponent	Score	RPI	S	Opponent	Score	RPI	S	Opponent	Score
12	A	Louisville	47 89	28	A	Drake	65 82	60	A	UNI	40 54	125	A	Ball St.	49 84
				28	H	Drake	48 73	60	H	UNI	36 62	167	A	Missouri St.	43 68
								60	N	UNI	58 82	167	H	Missouri St.	41 77
								68	A	Northwestern	66 88	167	N	Missouri St.	65 59
												178	A	Wichita St.	68 69
												178	H	Wichita St.	67 74
												181	A	Southern Ill.	74 61
												181	H	Southern Ill.	63 60
												183	H	Cleveland St.	62 66
												239	A	Bradley	52 56
												239	H	Bradley	73 71
												254	A	Indiana St.	52 44
												254	H	Indiana St.	57 41
												263	H	Austin Peay	68 54
												264	A	Murray St.	82 77
												267	H	Southeast Mo. St.	74 76
												291	A	Valparaiso	70 65
												297	H	Eastern Ill.	63 73
												308	A	Illinois St.	58 71
												308	H	Illinois St.	60 56
												328	A	Loyola Chicago	81 50
												328	H	Loyola Chicago	67 36
												349	H	Alabama A&M	63 54
LAST 12 Division I GAMES:															
				60	N	UNI	58 82	181	A	Southern Ill.	74 61				
				167	N	Missouri St.	65 59	167	A	Missouri St.	43 68				
				254	A	Indiana St.	52 44	178	A	Wichita St.	68 69				
				328	A	Loyola Chicago	81 50	28	H	Drake	48 73				
				308	H	Illinois St.	60 56	60	H	UNI	36 62				
				239	H	Bradley	73 71	239	A	Bradley	52 56				

Non-Div I Games: Oakland City 108 68

Evansville

Loss, Non-Conf, S Site, H Home A Away N Neutral

FU

FGCU

Page 92

RPI	S	Opponent	Score
337	A	Fla. Atlantic	65 50

FGCU

Average RPI Win:	291	WON-LOST	WINNING	LAST 10	STRENGTH OF	OPP. STRENGTH	TEAM	ADJ.	CONF.	ADJ CONF.
Average RPI Loss:	138	RECORD	PCT. RANK	GAMES	SCHEDULE	OF SCHEDULE	RPI	RPI	RPI	RPI
DIV. I ONLY	5- 24	324	0- 10	134	158	309	309	14	14	
DIV. I NON-CONF.	2- 9	293	0- 0	51	210	257	257	15	15	
TOTALS	RPI 1-25	RPI 26-50	W-L RECORDS	RPI 51-100	RPI 101-150	RPI 150+				
5- 24	0- 1	0- 2	OVERALL	0- 5	0- 6	5- 10				
4- 14	0- 1	0- 0	HOME	0- 3	0- 5	4- 5				
1- 10	0- 0	0- 2	AWAY	0- 2	0- 1	1- 5				
0- 0	0- 0	0- 0	NEUTRAL	0- 0	0- 0	0- 0				
2- 9	0- 1	0- 1	NON-CONFERENCE	0- 3	0- 1	2- 3				
2- 7	0- 1	0- 0	HOME	0- 2	0- 1	2- 3				
0- 2	0- 0	0- 1	AWAY	0- 1	0- 0	0- 0				
0- 0	0- 0	0- 0	NEUTRAL	0- 0	0- 0	0- 0				
3- 15	0- 0	0- 1	CONFERENCE	0- 2	0- 5	3- 7				
2- 7	0- 0	0- 0	HOME	0- 1	0- 4	2- 2				
1- 8	0- 0	0- 1	AWAY	0- 1	0- 1	1- 5				
0- 0	0- 0	0- 0	NEUTRAL	0- 0	0- 0	0- 0				

RPI 1-25				RPI 26-50				RPI 51-100				RPI 101+				Team's RPI: 309	
RPI	S	Opponent	Score	RPI	S	Opponent	Score	RPI	S	Opponent	Score	RPI	S	Opponent	Score		
17	H	Miami (FL)	49 69	35	A	South Fla.	41 91	75	A	Middle Tenn.	43 95	104	H	Jacksonville	56 71		
				38	A	Western Ky.	38 90	75	H	Middle Tenn.	53 88	105	H	Southern Miss.	37 75		
								76	H	Georgetown	53 66	120	H	Charlotte	54 101		
								84	A	FGCU	42 89	134	H	Old Dominion	64 86		
								94	H	UCF	52 69	139	H	Louisiana Tech	63 76		
												142	A	Rice	55 74		
												158	H	Texas Southern	62 70		
												169	H	Robert Morris	59 57		
												184	A	North Texas	49 69		
												186	A	UTSA	55 69		
												186	H	UTSA	61 70		
												190	A	UAB	68 82		
												190	H	UAB	52 61		
												197	H	George Mason	51 67		
												237	H	Weber St.	61 64		
												244	A	Marshall	52 70		
												300	A	UTEP	47 88		
												300	H	UTEP	88 87		
												310	H	Massachusetts	58 57		
												337	A	Fla. Atlantic	65 60		
												337	H	Fla. Atlantic	74 65		
LAST 12 Division I GAMES:																	
190	H	UAB	52 61	184	A	North Texas	49 69										
75	H	Middle Tenn.	53 88	142	A	Rice	55 74										
300	A	UTEP	47 88	120	H	Charlotte	54 101										
186	A	UTSA	55 69	134	H	Old Dominion	64 86										
139	H	Louisiana Tech	63 76	337	A	Fla. Atlantic	65 60										
105	H	Southern Miss.	37 75	190	A	UAB	68 82										

Non-Div I Games:

FIU

■ Loss,
 ■ Non-Conf,
 ■ S Site,
 ■ H Home
 ■ A Away
 N Neutral

Fairfield

Through Games Of April 2, 2017

Average RPI Win: 230	WON-LOST	WINNING	LAST 10	STRENGTH OF	OPP. STRENGTH	TEAM	ADJ.	CONF.	ADJ CONF.
Average RPI Loss: 160	RECORD	PCT. RANK	GAMES	SCHEDULE	OF SCHEDULE	RPI	RPI	RPI	RPI
DIV. I ONLY	17- 14	139	7- 3	231	237	165	165	18	18
DIV. I NON-CONF.	3- 6	231	0- 0	249	275	245	245	17	17
TOTALS	RPI 1-25	RPI 26-50	W-L RECORDS	RPI 51-100	RPI 101-150	RPI 150+			
17- 14	0- 1	1- 2	OVERALL	0- 1	3- 2	13- 8			
9- 4	0- 0	1- 0	HOME	0- 0	2- 0	6- 4			
7- 9	0- 1	0- 2	AWAY	0- 1	1- 1	6- 4			
1- 1	0- 0	0- 0	NEUTRAL	0- 0	0- 1	1- 0			
3- 6	0- 1	0- 1	NON-CONFERENCE	0- 1	0- 0	3- 3			
1- 2	0- 0	0- 0	HOME	0- 0	0- 0	1- 2			
2- 4	0- 1	0- 1	AWAY	0- 1	0- 0	2- 1			
0- 0	0- 0	0- 0	NEUTRAL	0- 0	0- 0	0- 0			
14- 8	0- 0	1- 1	CONFERENCE	0- 0	3- 2	10- 5			
8- 2	0- 0	1- 0	HOME	0- 0	2- 0	5- 2			
5- 5	0- 0	0- 1	AWAY	0- 0	1- 1	4- 3			
1- 1	0- 0	0- 0	NEUTRAL	0- 0	0- 1	1- 0			

RPI 1-25				RPI 26-50				RPI 51-100				RPI 101+ Team's RPI: 165			
RPI	S	Opponent	Score	RPI	S	Opponent	Score	RPI	S	Opponent	Score	RPI	S	Opponent	Score
25	A	Temple	59 73	29	A	Quinnipiac	55 60	100	A	Albany (NY)	45 59	107	A	Rider	68 67
				29	H	Quinnipiac	65 52					107	H	Rider	53 49
				47	A	Harvard	44 58					107	N	Rider	36 49
												148	A	Iona	55 65
												148	H	Iona	68 59
												171	A	La Salle	61 68
												179	A	Siena	52 67
												179	H	Siena	61 57
												202	H	Sacred Heart	44 56
												219	A	Monmouth	71 68
												219	H	Monmouth	53 60
												231	A	Marist	55 71
												231	H	Marist	62 68
												231	N	Marist	61 44
												252	A	Canisius	49 63
												252	H	Canisius	57 48
												265	A	Niagara	65 55
												265	H	Niagara	66 63
												269	H	Loyola Maryland	58 57
												278	A	Manhattan	64 43
												278	H	Manhattan	71 56
												288	A	Mt. St. Mary's	70 57
												302	H	Rhode Island	65 72
												326	A	Saint Peter's	56 39
												326	H	Saint Peter's	50 38
												343	A	UMass Lowell	65 41
LAST 12 Division I GAMES:															
				107	N	Rider	36 49					326	A	Saint Peter's	56 39
				231	N	Marist	61 44					278	A	Manhattan	64 43
				107	H	Rider	53 49					326	H	Saint Peter's	50 38
				252	H	Canisius	57 48					29	H	Quinnipiac	65 52
				148	A	Iona	55 65					265	H	Niagara	66 63
				231	H	Marist	62 68					219	H	Monmouth	53 60

Non-Div I Games:

Fairfield

 Loss,
 Non-Conf,
 S Site,
 H Home
 A Away
N Neutral

Average RPI Win: 313		WON-LOST	WINNING	LAST 10	STRENGTH OF	OPP. STRENGTH	TEAM	ADJ.	CONF.	ADJ CONF.
Average RPI Loss: 246		RECORD	PCT. RANK	GAMES	SCHEDULE	OF SCHEDULE	RPI	RPI	RPI	RPI
DIV. I ONLY		8- 21	288	3- 7	348	349	339	339	31	31
DIV. I NON-CONF.		2- 8	289	0- 0	349	346	347	347	32	32
TOTALS		RPI 1-25	RPI 26-50	W-L RECORDS	RPI 51-100	RPI 101-150	RPI 150+			
8- 21	0- 0		0- 0	OVERALL	0- 0	0- 0	8- 21			
4- 9	0- 0		0- 0	HOME	0- 0	0- 0	4- 9			
4- 12	0- 0		0- 0	AWAY	0- 0	0- 0	4- 11			
0- 0	0- 0		0- 0	NEUTRAL	0- 0	0- 0	0- 0			
2- 8	0- 0		0- 0	NON-CONFERENCE	0- 0	0- 0	2- 8			
1- 3	0- 0		0- 0	HOME	0- 0	0- 0	1- 3			
1- 5	0- 0		0- 0	AWAY	0- 0	0- 0	1- 5			
0- 0	0- 0		0- 0	NEUTRAL	0- 0	0- 0	0- 0			
6- 13	0- 0		0- 0	CONFERENCE	0- 0	0- 0	6- 13			
3- 6	0- 0		0- 0	HOME	0- 0	0- 0	3- 6			
3- 7	0- 0		0- 0	AWAY	0- 0	0- 0	3- 7			
0- 0	0- 0		0- 0	NEUTRAL	0- 0	0- 0	0- 0			

[illegible]

Non-Div I Games: Queens (NY)

54 70

Fairleigh Dickinson

■ Loss, ■ Non-Conf, S Site, H Home A Away N Neutral

RPI	S	Opponent	Score	
341	H	Wagner	66	74
342	H	Longwood	75	59
343	A	UMass Lowell	55	61

F
a
i
r
l
e
i
g
h
D
i
c
k
i
n
s
o
n

F
a
i
r
l
e
i
g
h
D
i
c
k
i
n
s
o
n

Fairleigh Dickinson

Average RPI Win:	279	WON-LOST	WINNING	LAST 10	STRENGTH OF	OPP. STRENGTH	TEAM	ADJ.	CONF.	ADJ CONF.
Average RPI Loss:	182	RECORD	PCT. RANK	GAMES	SCHEDULE	OF SCHEDULE	RPI	RPI	RPI	RPI
DIV. I ONLY	3- 25	339	0- 10	247	230	337	337	14	14	
DIV. I NON-CONF.	3- 7	250	0- 0	231	347	310	310	15	15	
TOTALS	RPI 1-25	RPI 26-50	W-L RECORDS	RPI 51-100	RPI 101-150	RPI 150+				
3- 25	0- 0	0- 1	OVERALL	0- 4	0- 6	3- 14				
3- 12	0- 0	0- 0	HOME	0- 2	0- 4	3- 6				
0- 13	0- 0	0- 1	AWAY	0- 2	0- 2	0- 8				
0- 0	0- 0	0- 0	NEUTRAL	0- 0	0- 0	0- 0				
3- 7	0- 0	0- 0	NON-CONFERENCE	0- 2	0- 1	3- 4				
3- 3	0- 0	0- 0	HOME	0- 1	0- 0	3- 2				
0- 4	0- 0	0- 0	AWAY	0- 1	0- 1	0- 2				
0- 0	0- 0	0- 0	NEUTRAL	0- 0	0- 0	0- 0				
0- 18	0- 0	0- 1	CONFERENCE	0- 2	0- 5	0- 10				
0- 9	0- 0	0- 0	HOME	0- 1	0- 4	0- 4				
0- 9	0- 0	0- 1	AWAY	0- 1	0- 1	0- 6				
0- 0	0- 0	0- 0	NEUTRAL	0- 0	0- 0	0- 0				

RPI S	Opponent	Score	RPI S	Opponent	Score	RPI S	Opponent	Score	RPI S	Opponent	Score	Team's RPI: 337
38	A Western Ky.	55 76	75	A Middle Tenn.	69 87	105	H Southern Miss.	67 82				
			75	H Middle Tenn.	59 71	120	H Charlotte	66 72				
			84	H FGCU	50 65	123	A Arizona	67 77				
			96	A Mercer	57 74	134	H Old Dominion	73 93				
						139	H Louisiana Tech	52 76				
						142	A Rice	55 89				
						184	A North Texas	57 79				
						186	A UTSA	66 97				
						186	H UTSA	62 72				
						190	A UAB	55 66				
						190	H UAB	75 78				
						232	H Richmond	67 77				
						240	A Grand Canyon	60 81				
						244	A Marshall	53 76				
						249	H Jacksonville St.	63 55				
						254	H Indiana St.	70 67				
						259	H UMES	59 76				
						296	A North Florida	88 95				
						300	A UTEP	59 69				
						300	H UTEP	50 51				
						309	A FIU	65 74				
						309	H FIU	60 65				
						333	H Jackson St.	67 58				
LAST 12 Division I GAMES:												
75	H Middle Tenn.	59 71	142	A Rice	55 89							
190	H UAB	75 78	184	A North Texas	57 79							
186	A UTSA	66 97	134	H Old Dominion	73 93							
300	A UTEP	59 69	120	H Charlotte	66 72							
105	H Southern Miss.	67 82	309	H FIU	60 65							
139	H Louisiana Tech	52 76	75	A Middle Tenn.	69 87							

Non-Div I Games: Fla. Memorial 84 64

Fla. Atlantic

Average RPI Win:	178	WON-LOST	WINNING	LAST 10	STRENGTH OF	OPP. STRENGTH	TEAM	ADJ.	CONF.	ADJ CONF.
Average RPI Loss:	33	RECORD	PCT. RANK	GAMES	SCHEDULE	OF SCHEDULE	RPI	RPI	RPI	RPI
DIV. I ONLY	15- 16	174	4- 6	56	32	85	85	2	2	
DIV. I NON-CONF.	9- 4	75	0- 0	142	142	61	61	2	2	
TOTALS	RPI 1-25	RPI 26-50	W-L RECORDS	RPI 51-100	RPI 101-150	RPI 150+				
15- 16	1- 10	0- 4	OVERALL	3- 1	3- 1	8- 0				
3- 6	0- 4	0- 1	HOME	1- 0	0- 1	2- 0				
5- 8	0- 5	0- 2	AWAY	2- 1	2- 0	1- 0				
7- 2	1- 1	0- 1	NEUTRAL	0- 0	1- 0	5- 0				
9- 4	1- 1	0- 2	NON-CONFERENCE	1- 1	1- 0	6- 0				
1- 0	0- 0	0- 0	HOME	0- 0	0- 0	1- 0				
2- 3	0- 1	0- 1	AWAY	1- 1	0- 0	1- 0				
6- 1	1- 0	0- 1	NEUTRAL	0- 0	1- 0	4- 0				
6- 12	0- 9	0- 2	CONFERENCE	2- 0	2- 1	2- 0				
2- 6	0- 4	0- 1	HOME	1- 0	0- 1	1- 0				
3- 5	0- 4	0- 1	AWAY	1- 0	2- 0	0- 0				
1- 1	0- 1	0- 0	NEUTRAL	0- 0	0- 0	1- 0				

RPI	S	Opponent	Score	RPI	S	Opponent	Score	RPI	S	Opponent	Score	RPI	S	Opponent	Score
2	H	South Carolina	62 81	33	A	Arizona St.	63 69	63	A	Chattanooga	72 61	102	N	Long Beach St.	83 53
4	A	Mississippi St.	49 82	40	A	LSU	67 78	68	A	Northwestern	68 73	109	A	Alabama	66 56
11	A	Florida St.	58 83	49	N	Indiana	88 102	87	A	Georgia	76 68	112	A	Vanderbilt	93 73
14	A	Kentucky	48 67	50	H	Auburn	75 82	87	H	Georgia	65 58	131	H	Ole Miss	75 84
18	A	Tennessee	70 74									174	H	Arkansas	57 53
18	H	Tennessee	75 84									174	N	Arkansas	71 61
22	H	Missouri	67 74									234	N	Wofford	74 51
23	A	Texas A&M	76 84									247	N	South Ala.	85 33
23	H	Texas A&M	59 67									280	N	N.C. A&T	67 38
23	N	Texas A&M	48 67									318	A	Arkansas St.	71 60
25	N	Temple	83 76									324	N	Florida A&M	78 65
												330	H	Southeastern La.	102 51
LAST 12 Division I GAMES:															
23	N	Texas A&M	48 67	109	A	Alabama	66 56								
174	N	Arkansas	71 61	174	H	Arkansas	57 53								
87	H	Georgia	65 58	131	H	Ole Miss	75 84								
18	A	Tennessee	70 74	23	A	Texas A&M	76 84								
14	A	Kentucky	48 67	112	A	Vanderbilt	93 73								
22	H	Missouri	67 74	18	H	Tennessee	75 84								

Non-Div I Games:

Florida

■ Loss,
■ Non-Conf,
■ S Site,
■ H Home
■ A Away
N Neutral

Average RPI Win:	295	WON-LOST	WINNING	LAST 10	STRENGTH OF	OPP. STRENGTH	TEAM	ADJ.	CONF.	ADJ CONF.
Average RPI Loss:	227	RECORD	PCT. RANK	GAMES	SCHEDULE	OF SCHEDULE	RPI	RPI	RPI	RPI
DIV. I ONLY	11- 19	250	6- 4	344	348	324	324	32	32	
DIV. I NON-CONF.	0- 11	335	0- 0	329	294	349	349	31	31	
TOTALS	RPI 1-25	RPI 26-50	W-L RECORDS	RPI 51-100	RPI 101-150	RPI 150+				
11- 19	0- 0	0- 0	OVERALL	0- 1	1- 1	10- 17				
6- 6	0- 0	0- 0	HOME	0- 0	1- 0	5- 6				
3- 8	0- 0	0- 0	AWAY	0- 0	0- 1	3- 7				
2- 5	0- 0	0- 0	NEUTRAL	0- 1	0- 0	2- 4				
0- 11	0- 0	0- 0	NON-CONFERENCE	0- 1	0- 1	0- 9				
0- 4	0- 0	0- 0	HOME	0- 0	0- 0	0- 4				
0- 3	0- 0	0- 0	AWAY	0- 0	0- 1	0- 2				
0- 4	0- 0	0- 0	NEUTRAL	0- 1	0- 0	0- 3				
11- 8	0- 0	0- 0	CONFERENCE	0- 0	1- 0	10- 8				
6- 2	0- 0	0- 0	HOME	0- 0	1- 0	5- 2				
3- 5	0- 0	0- 0	AWAY	0- 0	0- 0	3- 5				
2- 1	0- 0	0- 0	NEUTRAL	0- 0	0- 0	2- 1				

RPI S	Opponent	Score	RPI S	Opponent	Score	RPI S	Opponent	Score	RPI S	Opponent	Score	Team's RPI: 324
						85 N	Florida	65 78	109 A	Alabama	46 81	
									147 H	Hampton	62 44	
									152 H	Omaha	50 70	
									173 A	Bethune-Cookman	53 66	
									173 H	Bethune-Cookman	41 64	
									173 N	Bethune-Cookman	42 59	
									177 H	Morehead St.	48 53	
									225 A	Howard	58 72	
									225 H	Howard	55 51	
									232 N	Richmond	51 64	
									244 A	Marshall	67 77	
									249 N	Jacksonville St.	54 66	
									259 H	UMES	59 49	
									262 N	Stony Brook	49 80	
									276 H	Western Caro.	61 62	
									280 A	N.C. A&T	57 65	
									282 H	Norfolk St.	59 51	
									282 N	Norfolk St.	80 73	
									290 H	Coppin St.	62 70	
									293 A	Savannah St.	52 56	
									296 A	North Florida	60 71	
									297 H	Eastern Ill.	50 66	
									329 A	Morgan St.	61 26	
									329 H	Morgan St.	51 48	
									335 A	N.C. Central	49 52	
									347 A	Delaware St.	65 56	
LAST 12 Division I GAMES:												
			173 N	Bethune-Cookman	42 59		282 H	Norfolk St.	59 51			
			282 N	Norfolk St.	80 73		335 A	N.C. Central	49 52			
			348 N	South Carolina St.	65 61		280 A	N.C. A&T	57 65			
			173 A	Bethune-Cookman	53 66		347 H	Delaware St.	69 61			
			348 A	South Carolina St.	81 61		225 H	Howard	55 51			
			147 H	Hampton	62 44		329 A	Morgan St.	61 26			

Non-Div I Games: Thomas (GA) 74 65 Stillman 69 59

Florida A&M

Loss, Non-Conf, S Site, H Home A Away N Neutral

RPI	S	Opponent	Score	
347	H	Delaware St.	69	61
348	A	South Carolina St.	81	61
348	N	South Carolina St.	65	61

Florida A&M

F
l
o
r
i
d
a

A
&
M

F
l
o
r
i
d
a

A
&
M

Average RPI Win:	104	WON-LOST	WINNING	LAST 10	STRENGTH OF	OPP. STRENGTH	TEAM	ADJ.	CONF.	ADJ CONF.
Average RPI Loss:	18	RECORD	PCT. RANK	GAMES	SCHEDULE	OF SCHEDULE	RPI	RPI	RPI	RPI
DIV. I ONLY	28- 7	18	5- 5	12	24	11	11	3	3	
DIV. I NON-CONF.	15- 3	26	3- 2	16	34	12	12	4	4	
TOTALS	RPI 1-25	RPI 26-50	W-L RECORDS	RPI 51-100	RPI 101-150	RPI 150+				
28- 7	6- 5	4- 1	OVERALL	7- 1	4- 0	7- 0				
15- 3	4- 2	2- 1	HOME	3- 0	2- 0	4- 0				
9- 2	1- 1	1- 0	AWAY	3- 1	2- 0	2- 0				
4- 2	1- 2	1- 0	NEUTRAL	1- 0	0- 0	1- 0				
15- 3	2- 3	2- 0	NON-CONFERENCE	5- 0	1- 0	5- 0				
8- 2	1- 2	1- 0	HOME	2- 0	1- 0	3- 0				
3- 0	0- 0	0- 0	AWAY	2- 0	0- 0	1- 0				
4- 1	1- 1	1- 0	NEUTRAL	1- 0	0- 0	1- 0				
13- 4	4- 2	2- 1	CONFERENCE	2- 1	3- 0	2- 0				
7- 1	3- 0	1- 1	HOME	1- 0	1- 0	1- 0				
6- 2	1- 1	1- 0	AWAY	1- 1	2- 0	1- 0				
0- 1	0- 1	0- 0	NEUTRAL	0- 0	0- 0	0- 0				

RPI	S	Opponent	Score	RPI	S	Opponent	Score	RPI	S	Opponent	Score	RPI	S	Opponent	Score
1	H	UConn	76 78	31	H	Syracuse	77 58	51	A	Virginia	51 60	104	H	Jacksonville	90 47
2	N	South Carolina	64 71	34	N	Michigan	76 62	61	H	Western Ill.	87 66	108	A	Clemson	86 27
3	A	Notre Dame	61 79	36	H	North Carolina St.	61 70	67	N	Gonzaga	87 69	108	H	Clemson	80 47
6	N	Oregon St.	66 53	42	H	James Madison	84 64	72	A	Minnesota	75 61	121	A	North Carolina	90 77
10	H	Duke	69 45	45	A	Georgia Tech	69 63	77	A	Virginia Tech	82 54	159	H	Pittsburgh	79 48
12	H	Louisville	72 65					85	H	Florida	83 58	170	A	Boston College	85 53
13	H	Texas	88 92					91	H	Wake Forest	102 60	190	A	UAB	93 47
17	A	Miami (FL)	81 66					96	A	Mercer	83 40	249	H	Jacksonville St.	73 62
17	H	Miami (FL)	80 71									276	H	Western Caro.	90 41
17	N	Miami (FL)	54 56									296	H	North Florida	95 39
22	H	Missouri	77 55									345	N	Winthrop	98 35
LAST 12 Division I GAMES:															
		2 N South Carolina	64 71			159 H Pittsburgh	79 48								
		6 N Oregon St.	66 53			108 H Clemson	80 47								
		22 H Missouri	77 55			51 A Virginia	51 60								
		61 H Western Ill.	87 66			13 H Texas	88 92								
		17 N Miami (FL)	54 56			91 H Wake Forest	102 60								
		3 A Notre Dame	61 79			17 H Miami (FL)	80 71								

Non-Div I Games:

Florida St.

Average RPI Win: 193	WON-LOST	WINNING	LAST 10	STRENGTH OF	OPP. STRENGTH	TEAM	ADJ.	CONF.	ADJ CONF.
Average RPI Loss: 110	RECORD	PCT. RANK	GAMES	SCHEDULE	OF SCHEDULE	RPI	RPI	RPI	RPI
DIV. I ONLY	22- 12	88	7- 3	148	102	115	115	12	12
DIV. I NON-CONF.	10- 6	110	1- 1	89	98	98	98	12	12
TOTALS	RPI 1-25	RPI 26-50	W-L RECORDS	RPI 51-100	RPI 101-150	RPI 150+			
22- 12	0- 1	1- 0	OVERALL	3- 5	3- 5	15- 1			
16- 3	0- 0	1- 0	HOME	2- 1	3- 2	10- 0			
5- 7	0- 1	0- 0	AWAY	1- 2	0- 0	4- 0			
1- 2	0- 0	0- 0	NEUTRAL	0- 1	0- 1	1- 0			
10- 6	0- 1	0- 0	NON-CONFERENCE	3- 2	1- 3	6- 0			
8- 2	0- 0	0- 0	HOME	2- 1	1- 1	5- 0			
1- 3	0- 1	0- 0	AWAY	1- 1	0- 1	0- 0			
1- 1	0- 0	0- 0	NEUTRAL	0- 0	0- 1	1- 0			
12- 6	0- 0	1- 0	CONFERENCE	0- 3	2- 2	9- 1			
8- 1	0- 0	1- 0	HOME	0- 0	2- 1	5- 0			
4- 4	0- 0	0- 0	AWAY	0- 2	0- 1	4- 1			
0- 1	0- 0	0- 0	NEUTRAL	0- 1	0- 0	0- 0			

RPI	S	Opponent	Score	RPI	S	Opponent	Score	RPI	S	Opponent	Score	RPI	S	Opponent	Score	Team's RPI: 115
3	A	Notre Dame	36 67	39	H	Dayton	66 52	52	H	Little Rock	65 43	106	H	Buffalo	54 58	
								62	H	St. John's (NY)	45 59	111	N	Texas Tech	50 59	
								70	A	George Washington	46 63	118	H	Princeton	57 55	
								76	A	Georgetown	60 49	122	A	Saint Joseph's	44 47	
								82	A	Penn St.	51 70	122	H	Saint Joseph's	44 39	
								93	A	Saint Louis	58 82	127	H	Duquesne	64 51	
								93	N	Saint Louis	58 68	148	A	Iona	46 55	
								100	H	Albany (NY)	89 82	149	H	VCU	58 61	
												170	H	Boston College	56 49	
												171	A	La Salle	66 61	
												193	N	Grambling	59 53	
												195	H	UNC Asheville	55 42	
												197	A	George Mason	53 49	
												232	H	Richmond	67 41	
												248	A	St. Bonaventure	60 44	
												248	H	St. Bonaventure	57 45	
												250	H	Furman	60 47	
												265	H	Niagara	92 69	
												278	H	Manhattan	63 60	
												279	A	Davidson	51 52	
												279	H	Davidson	85 72	
												279	H	Davidson	62 54	
												302	A	Rhode Island	74 69	
												310	H	Massachusetts	74 43	
LAST 12 Division I GAMES:																

Non-Div I Games:

Fordham

■ Loss,
■ Non-Conf,
S Site,
■ Home
■ Away
N Neutral

Fort Wayne

Through Games Of April 2, 2017

Average RPI Win:	263	WON-LOST	WINNING	LAST 10	STRENGTH OF	OPP. STRENGTH	TEAM	ADJ.	CONF.	ADJ CONF.
Average RPI Loss:	152	RECORD	PCT. RANK	GAMES	SCHEDULE	OF SCHEDULE	RPI	RPI	RPI	RPI
DIV. I ONLY	4- 23	329	2- 8	200	175	319	319	11	11	
DIV. I NON-CONF.	2- 9	293	0- 0	275	269	311	311	11	11	
TOTALS	RPI 1-25	RPI 26-50	W-L RECORDS	RPI 51-100	RPI 101-150	RPI 150+				
4- 23	0- 0	0- 2	OVERALL	0- 8	0- 1	4- 12				
2- 9	0- 0	0- 1	HOME	0- 4	0- 0	2- 4				
1- 13	0- 0	0- 1	AWAY	0- 4	0- 1	1- 7				
1- 1	0- 0	0- 0	NEUTRAL	0- 0	0- 0	1- 1				
2- 9	0- 0	0- 0	NON-CONFERENCE	0- 2	0- 1	2- 6				
0- 3	0- 0	0- 0	HOME	0- 1	0- 0	0- 2				
1- 5	0- 0	0- 0	AWAY	0- 1	0- 1	1- 3				
1- 1	0- 0	0- 0	NEUTRAL	0- 0	0- 0	1- 1				
2- 14	0- 0	0- 2	CONFERENCE	0- 6	0- 0	2- 6				
2- 6	0- 0	0- 1	HOME	0- 3	0- 0	2- 2				
0- 8	0- 0	0- 1	AWAY	0- 3	0- 0	0- 4				
0- 0	0- 0	0- 0	NEUTRAL	0- 0	0- 0	0- 0				

RPI S	Opponent	Score	RPI S	Opponent	Score	RPI S	Opponent	Score	RPI S	Opponent	Score	Team's RPI: 319
44	A South Dakota St.	51 73	44	H South Dakota St.	59 76	58	H Belmont	59 85	134	A Wright St.	51 62	
						61	A Western Ill.	51 77	152	A Omaha	49 63	
						61	H Western Ill.	53 75	152	H Omaha	65 62	
						69	A IUPUI	55 66	155	H Oakland	61 82	
						69	H IUPUI	48 62	162	A Oral Roberts	56 82	
						80	A South Dakota	59 87	162	H Oral Roberts	59 75	
						80	H South Dakota	55 82	164	A Western Mich.	35 61	
						99	A Kent St.	55 66	208	A Illinois	33 56	
									251	N Miami (OH)	47 69	
									256	H Coastal Caro.	57 72	
									258	A Butler	64 70	
									271	N Eastern Ky.	68 59	
									307	A North Dakota St.	56 68	
									307	H North Dakota St.	72 68	
									312	A Denver	50 78	
									312	H Denver	72 78	
									320	A Ill.-Chicago	61 55	
LAST 12 Division I GAMES:												
69	A IUPUI	55 66	312	A Denver	50 78							
61	A Western Ill.	51 77	69	H IUPUI	48 62							
44	H South Dakota St.	59 76	152	H Omaha	65 62							
152	A Omaha	49 63	162	H Oral Roberts	59 75							
307	H North Dakota St.	72 68	80	A South Dakota	59 87							
80	H South Dakota	55 82	312	H Denver	72 78							

Non-Div I Games: Defiance 76 58 Trine 71 80

Fort Wayne

Loss, Non-Conf, S Site, H Home A Away N Neutral

Average RPI Win: 225	WON-LOST	WINNING	LAST 10	STRENGTH OF	OPP. STRENGTH	TEAM	ADJ.	CONF.	ADJ CONF.
Average RPI Loss: 112	RECORD	PCT. RANK	GAMES	SCHEDULE	OF SCHEDULE	RPI	RPI	RPI	RPI
DIV. I ONLY	16- 15	162	4- 6	127	159	151	151	13	13
DIV. I NON-CONF.	5- 4	136	0- 0	151	158	139	139	16	16
TOTALS	RPI 1-25	RPI 26-50	W-L RECORDS	RPI 51-100	RPI 101-150	RPI 150+			
16- 15	0- 1	0- 0	OVERALL	1- 6	4- 2	11- 6			
6- 7	0- 0	0- 0	HOME	0- 3	2- 0	4- 4			
6- 7	0- 1	0- 0	AWAY	0- 2	1- 2	5- 2			
4- 1	0- 0	0- 0	NEUTRAL	1- 1	1- 0	2- 0			
5- 4	0- 1	0- 0	NON-CONFERENCE	1- 1	1- 0	3- 2			
1- 3	0- 0	0- 0	HOME	0- 1	1- 0	0- 2			
2- 1	0- 1	0- 0	AWAY	0- 0	0- 0	2- 0			
2- 0	0- 0	0- 0	NEUTRAL	1- 0	0- 0	1- 0			
11- 11	0- 0	0- 0	CONFERENCE	0- 5	3- 2	8- 4			
5- 4	0- 0	0- 0	HOME	0- 2	1- 0	4- 2			
4- 6	0- 0	0- 0	AWAY	0- 2	1- 2	3- 2			
2- 1	0- 0	0- 0	NEUTRAL	0- 1	1- 0	1- 0			

RPI	S	Opponent	Score	RPI	S	Opponent	Score	RPI	S	Opponent	Score	RPI	S	Opponent	Score	Team's RPI: 151
9	A	Washington	54 85					53	A	Boise St.	66 67	116	A	UNLV	53 51	
								53	H	Boise St.	48 66	116	A	UNLV	38 54	
								53	N	Boise St.	53 66	119	A	Wyoming	48 70	
								58	N	Belmont	62 53	119	H	Wyoming	52 47	
								65	A	Colorado St.	56 73	119	N	Wyoming	58 48	
								65	H	Colorado St.	64 66	143	H	San Francisco	61 48	
								78	H	Utah	55 65	156	H	CSUN	57 61	
												157	A	New Mexico	57 66	
												157	H	New Mexico	54 80	
												194	H	Utah St.	47 52	
												201	H	UC Santa Barbara	49 50	
												206	A	San Jose St.	68 77	
												206	H	San Jose St.	88 74	
												237	A	Weber St.	60 57	
												245	A	Pacific	74 67	
												270	A	San Diego St.	59 51	
												270	H	San Diego St.	59 50	
												284	A	Nevada	71 70	
												284	H	Nevada	68 54	
												284	N	Nevada	62 57	
												322	A	Air Force	72 56	
												322	H	Air Force	63 40	
												327	N	UC Irvine	63 45	
LAST 12 Division I GAMES:																
		53	N	Boise St.	53	66		270	H	San Diego St.	59	50				
		116	A	UNLV	53	51		157	A	New Mexico	57	66				
		119	N	Wyoming	58	48		206	A	San Jose St.	68	77				
		284	N	Nevada	62	57		65	H	Colorado St.	64	66				
		116	A	UNLV	38	54		119	H	Wyoming	52	47				
		53	H	Boise St.	48	66		270	A	San Diego St.	59	51				

Non-Div I Games: Biola 71 50 Cal St. Dom. Hills 73 60

Fresno St.

Average RPI Win:	236	WON-LOST	WINNING	LAST 10	STRENGTH OF	OPP. STRENGTH	TEAM	ADJ.	CONF.	ADJ CONF.
Average RPI Loss:	156	RECORD	PCT. RANK	GAMES	SCHEDULE	OF SCHEDULE	RPI	RPI	RPI	RPI
DIV. I ONLY	11- 17	232	3- 7	232	197	250	250	16	16	
DIV. I NON-CONF.	4- 9	246	0- 1	283	227	309	309	18	18	
TOTALS	RPI 1-25	RPI 26-50	W-L RECORDS	RPI 51-100	RPI 101-150	RPI 150+				
11- 17	0- 0	0- 0	OVERALL	1- 6	0- 3	10- 8				
9- 4	0- 0	0- 0	HOME	1- 1	0- 1	8- 2				
2- 11	0- 0	0- 0	AWAY	0- 1	0- 0	2- 0				
0- 2	0- 0	0- 0	NEUTRAL	0- 0	0- 1	0- 1				
4- 9	0- 0	0- 0	NON-CONFERENCE	0- 3	0- 3	4- 3				
4- 2	0- 0	0- 0	HOME	0- 0	0- 1	4- 1				
0- 6	0- 0	0- 0	AWAY	0- 3	0- 1	0- 2				
0- 1	0- 0	0- 0	NEUTRAL	0- 0	0- 1	0- 0				
7- 8	0- 0	0- 0	CONFERENCE	1- 3	0- 0	6- 5				
5- 2	0- 0	0- 0	HOME	1- 1	0- 0	4- 1				
2- 5	0- 0	0- 0	AWAY	0- 2	0- 0	2- 3				
0- 1	0- 0	0- 0	NEUTRAL	0- 0	0- 0	0- 1				

RPI 1-25			RPI 26-50			RPI 51-100				RPI 101+			Team's RPI: 250		
RPI	S	Opponent	Score	RPI	S	Opponent	Score	RPI	S	Opponent	Score	RPI	S	Opponent	Score
								54	A	Central Mich.	71 81	115	A	Fordham	47 60
								63	A	Chattanooga	43 66	137	N	Eastern Wash.	56 68
								63	H	Chattanooga	65 48	149	H	VCU	61 75
								87	A	Georgia	62 67	176	A	UNCG	52 65
								91	A	Wake Forest	52 59	176	H	UNCG	65 55
								96	A	Mercer	52 76	176	N	UNCG	63 68
								96	H	Mercer	47 68	195	H	UNC Asheville	63 51
												204	A	ETSU	66 75
												204	H	ETSU	64 74
												217	A	UNCW	52 56
												227	A	Samford	54 50
												227	H	Samford	53 48
												232	H	Richmond	48 54
												234	A	Wofford	69 49
												234	H	Wofford	65 60
												276	A	Western Caro.	72 75
												276	H	Western Caro.	73 44
												279	A	Davidson	61 71
												313	H	Gardner-Webb	84 62
												315	H	USC Upstate	57 37
												335	H	N.C. Central	60 40
LAST 12 Division I GAMES:															
				176	N	UNCG	63 68					234	H	Wofford	65 60
				54	A	Central Mich.	71 81					176	A	UNCG	52 65
				204	A	ETSU	66 75					276	A	Western Caro.	72 75
				63	A	Chattanooga	43 66					63	H	Chattanooga	65 48
				96	H	Mercer	47 68					204	H	ETSU	64 74
				227	H	Samford	53 48					227	A	Samford	54 50

Non-Div I Games: Bob Jones 95 45 Mars Hill 81 46 Newberry 67 41

Furman

Ga. Southern

Through Games Of April 2, 2017

Average RPI Win:	267	WON-LOST	WINNING	LAST 10	STRENGTH OF	OPP. STRENGTH	TEAM	ADJ.	CONF.	ADJ CONF.
Average RPI Loss:	163	RECORD	PCT. RANK	GAMES	SCHEDULE	OF SCHEDULE	RPI	RPI	RPI	RPI
DIV. I ONLY	12- 17	222	5- 5	269	275	246	246	21	21	
DIV. I NON-CONF.	3- 7	250	0- 0	176	318	255	255	20	20	
TOTALS	RPI 1-25	RPI 26-50	W-L RECORDS	RPI 51-100	RPI 101-150	RPI 150+				
12- 17	0- 0	0- 0	OVERALL	0- 5	1- 5	11- 7				
7- 6	0- 0	0- 0	HOME	0- 3	1- 1	6- 2				
5- 10	0- 0	0- 0	AWAY	0- 2	0- 4	5- 4				
0- 1	0- 0	0- 0	NEUTRAL	0- 0	0- 0	0- 1				
3- 7	0- 0	0- 0	NON-CONFERENCE	0- 3	0- 2	3- 2				
2- 2	0- 0	0- 0	HOME	0- 2	0- 0	2- 0				
1- 5	0- 0	0- 0	AWAY	0- 1	0- 2	1- 2				
0- 0	0- 0	0- 0	NEUTRAL	0- 0	0- 0	0- 0				
9- 10	0- 0	0- 0	CONFERENCE	0- 2	1- 3	8- 5				
5- 4	0- 0	0- 0	HOME	0- 1	1- 1	4- 2				
4- 5	0- 0	0- 0	AWAY	0- 1	0- 2	4- 2				
0- 1	0- 0	0- 0	NEUTRAL	0- 0	0- 0	0- 1				

RPI	S	Opponent	Score	RPI	S	Opponent	Score	RPI	S	Opponent	Score	RPI	S	Opponent	Score	Team's RPI: 246
52	A	Little Rock	41	57	101	A	Troy	67	77	101	H	Troy	86	89		
69	A	IUPUI	57	83	108	A	Clemson	47	58	109	A	Alabama	48	66		
94	H	UCF	54	74	146	A	Louisiana	52	79	146	H	Louisiana	63	60		
96	H	Mercer	56	77	180	H	Texas St.	71	69	216	A	Appalachian St.	48	73		
97	H	UT Arlington	60	69	216	H	Appalachian St.	53	50	247	A	South Ala.	53	45		
LAST 12 Division I GAMES:																
318	N	Arkansas St.	54	61	256	A	Coastal Caro.	65	62	247	H	South Ala.	46	55		
257	A	Georgia St.	62	63	216	A	Appalachian St.	48	73	249	A	Jacksonville St.	55	67		
318	A	Arkansas St.	84	76	331	H	La.-Monroe	76	65	253	A	Charleston So.	54	55		
52	A	Little Rock	41	57	146	H	Louisiana	63	60	256	A	Coastal Caro.	65	62		
180	H	Texas St.	71	69	247	A	South Ala.	53	45	256	H	Coastal Caro.	78	70		
97	H	UT Arlington	60	69	101	A	Troy	67	77	257	A	Georgia St.	62	63		
										257	H	Georgia St.	54	58		
										280	H	N.C. A&T	65	50		
										293	A	Savannah St.	50	45		
										318	A	Arkansas St.	84	76		
										318	N	Arkansas St.	54	61		
										331	A	La.-Monroe	65	44		
										331	H	La.-Monroe	76	65		
										348	H	South Carolina St.	74	58		

Non-Div I Games: Thomas (GA) 106 43

Ga. Southern

■ Loss,
 ■ Non-Conf,
 ■ S Site,
 ■ Home
 ■ A Away
 N Neutral

Average RPI Win:	305	WON-LOST	WINNING	LAST 10	STRENGTH OF	OPP. STRENGTH	TEAM	ADJ.	CONF.	ADJ CONF.
Average RPI Loss:	195	RECORD	PCT. RANK	GAMES	SCHEDULE	OF SCHEDULE	RPI	RPI	RPI	RPI
DIV. I ONLY	9- 19	270	3- 7	334	310	313	313	28	28	
DIV. I NON-CONF.	2- 6	274	0- 0	324	216	284	284	28	28	
TOTALS	RPI 1-25	RPI 26-50	W-L RECORDS	RPI 51-100	RPI 101-150	RPI 150+				
9- 19	0- 0	0- 0	OVERALL	0- 2	0- 3	9- 14				
4- 5	0- 0	0- 0	HOME	0- 0	0- 1	4- 4				
4- 11	0- 0	0- 0	AWAY	0- 1	0- 1	4- 4				
1- 3	0- 0	0- 0	NEUTRAL	0- 0	0- 1	1- 2				
2- 6	0- 0	0- 0	NON-CONFERENCE	0- 2	0- 0	2- 4				
0- 0	0- 0	0- 0	HOME	0- 0	0- 0	0- 0				
2- 4	0- 0	0- 0	AWAY	0- 2	0- 0	2- 2				
0- 2	0- 0	0- 0	NEUTRAL	0- 0	0- 0	0- 2				
7- 13	0- 0	0- 0	CONFERENCE	0- 0	0- 3	7- 10				
4- 5	0- 0	0- 0	HOME	0- 0	0- 1	4- 4				
2- 7	0- 0	0- 0	AWAY	0- 0	0- 1	2- 6				
1- 1	0- 0	0- 0	NEUTRAL	0- 0	0- 1	1- 0				

RPI 1-25			RPI 26-50			RPI 51-100			RPI 101+			Team's RPI: 313
RPI	S	Opponent	Score	RPI	S	Opponent	Score	RPI	S	Opponent	Score	
						77 A Virginia Tech	42 76	126 A Radford			57 67	
						94 A UCF	52 66	126 H Radford			42 51	
								126 N Radford			51 54	
								190 N UAB			49 59	
								195 A UNC Asheville			49 67	
								195 H UNC Asheville			55 52	
								200 A Campbell			56 67	
								200 H Campbell			61 73	
								216 N Appalachian St.			67 72	
								226 A Presbyterian			47 58	
								226 H Presbyterian			55 56	
								234 A Wofford			66 75	
								235 A High Point			69 71	
								235 H High Point			65 84	
								241 A Liberty			63 66	
								241 H Liberty			84 82	
								250 A Furman			62 84	
								253 A Charleston So.			57 64	
								253 H Charleston So.			48 51	
								276 A Western Caro.			68 60	
								315 A USC Upstate			57 53	
								342 A Longwood			77 43	
								342 H Longwood			89 55	
								345 A Winthrop			89 54	
								345 H Winthrop			63 57	
								345 N Winthrop			82 43	
LAST 12 Division I GAMES:												
						126 N Radford	51 54	345 H Winthrop			63 57	
						345 N Winthrop	82 43	226 A Presbyterian			47 58	
						195 A UNC Asheville	49 67	235 H High Point			65 84	
						253 H Charleston So.	48 51	342 H Longwood			89 55	
						200 A Campbell	56 67	241 A Liberty			63 66	
						126 H Radford	42 51	345 A Winthrop			89 54	

Non-Div I Games: Montreat 92 45 Southern Wesleyan 86 62 Converse 68 38

Gardner-Webb

Loss, Non-Conf, S Site, H Home A Away N Neutral

George Mason

Through Games Of April 2, 2017

Average RPI Win:	241	WON-LOST	WINNING	LAST 10	STRENGTH OF	OPP. STRENGTH	TEAM	ADJ.	CONF.	ADJ CONF.
Average RPI Loss:	128	RECORD	PCT. RANK	GAMES	SCHEDULE	OF SCHEDULE	RPI	RPI	RPI	RPI
DIV. I ONLY	13- 17	210	3- 7	189	162	197	197	12	12	
DIV. I NON-CONF.	7- 6	153	0- 0	175	277	148	148	12	12	
TOTALS	RPI 1-25	RPI 26-50	W-L RECORDS	RPI 51-100	RPI 101-150	RPI 150+				
13- 17	0- 0	0- 1	OVERALL	0- 6	4- 6	9- 4				
7- 6	0- 0	0- 1	HOME	0- 2	3- 2	4- 1				
6- 10	0- 0	0- 0	AWAY	0- 3	1- 4	5- 3				
0- 1	0- 0	0- 0	NEUTRAL	0- 1	0- 0	0- 0				
7- 6	0- 0	0- 0	NON-CONFERENCE	0- 3	3- 2	4- 1				
3- 2	0- 0	0- 0	HOME	0- 1	2- 1	1- 0				
4- 3	0- 0	0- 0	AWAY	0- 1	1- 1	3- 1				
0- 1	0- 0	0- 0	NEUTRAL	0- 1	0- 0	0- 0				
6- 11	0- 0	0- 1	CONFERENCE	0- 3	1- 4	5- 3				
4- 4	0- 0	0- 1	HOME	0- 1	1- 1	3- 1				
2- 7	0- 0	0- 0	AWAY	0- 2	0- 3	2- 2				
0- 0	0- 0	0- 0	NEUTRAL	0- 0	0- 0	0- 0				

RPI S	Opponent	Score	RPI S	Opponent	Score	RPI S	Opponent	Score	RPI S	Opponent	Score	Team's RPI: 197
39	H Dayton	48 60	70	A George Washington	49 80	113	H Navy	68 64				
			70	H George Washington	71 79	115	H Fordham	49 53				
			76	A Georgetown	56 69	122	A Saint Joseph's	53 57				
			88	N Drexel	71 82	123	H Arizona	70 81				
			93	A Saint Louis	50 89	126	H Radford	70 56				
			98	H SFA	76 77	127	A Duquesne	55 66				
						127	A Duquesne	57 76				
						140	A Delaware	51 67				
						145	A Detroit Mercy	55 54				
						149	H VCU	70 59				
						171	A La Salle	57 59				
						214	A Towson	75 79				
						232	A Richmond	54 50				
						232	H Richmond	58 70				
						248	H St. Bonaventure	52 49				
						279	A Davidson	54 58				
						279	H Davidson	59 55				
						282	H Norfolk St.	60 33				
						302	H Rhode Island	60 51				
						308	A Illinois St.	72 46				
						309	A FIU	67 51				
						310	A Massachusetts	66 55				
						336	A LIU Brooklyn	64 48				
LAST 12 Division I GAMES:												
127	A Duquesne	55 66	127	A Duquesne	57 76							
122	A Saint Joseph's	53 57	171	A La Salle	57 59							
70	A George Washington	49 80	39	H Dayton	48 60							
302	H Rhode Island	60 51	232	A Richmond	54 50							
232	H Richmond	58 70	279	A Davidson	54 58							
279	H Davidson	59 55	149	H VCU	70 59							

Non-Div I Games:

George Mason

■ Loss,
 ■ Non-Conf,
 ■ S Site,
 ■ H Home
 ■ A Away
 N Neutral

George Washington

Through Games Of April 2, 2017

Average RPI Win:	177	WON-LOST	WINNING	LAST 10	STRENGTH OF	OPP. STRENGTH	TEAM	ADJ.	CONF.	ADJ CONF.
Average RPI Loss:	84	RECORD	PCT. RANK	GAMES	SCHEDULE	OF SCHEDULE	RPI	RPI	RPI	RPI
DIV. I ONLY	20- 10	75	7- 3	88	92	70	70	12	12	
DIV. I NON-CONF.	7- 6	153	0- 1	52	48	87	87	12	12	
TOTALS	RPI 1-25	RPI 26-50	W-L RECORDS	RPI 51-100	RPI 101-150	RPI 150+				
20- 10	0- 1	3- 3	OVERALL	1- 2	5- 3	11- 1				
11- 3	0- 1	1- 0	HOME	0- 0	4- 2	6- 0				
7- 5	0- 0	1- 2	AWAY	0- 2	1- 0	5- 1				
2- 2	0- 0	1- 1	NEUTRAL	1- 0	0- 1	0- 0				
7- 6	0- 1	2- 2	NON-CONFERENCE	1- 1	1- 1	3- 1				
4- 2	0- 1	0- 0	HOME	0- 0	1- 1	3- 0				
1- 3	0- 0	1- 1	AWAY	0- 1	0- 0	0- 1				
2- 1	0- 0	1- 1	NEUTRAL	1- 0	0- 0	0- 0				
13- 4	0- 0	1- 1	CONFERENCE	0- 1	4- 2	8- 0				
7- 1	0- 0	1- 0	HOME	0- 0	3- 1	3- 0				
6- 2	0- 0	0- 1	AWAY	0- 1	1- 0	5- 0				
0- 1	0- 0	0- 0	NEUTRAL	0- 0	0- 1	0- 0				

RPI 1-25				RPI 26-50				RPI 51-100 Team's RPI: 70				RPI 101+			
RPI	S	Opponent	Score	RPI	S	Opponent	Score	RPI	S	Opponent	Score	RPI	S	Opponent	Score
5	H	Stanford	52 71	31	N	Syracuse	71 74	76	A	Georgetown	57 72	113	H	Navy	51 61
				38	N	Western Ky.	68 49	84	N	FGCU	76 47	115	H	Fordham	63 46
				39	A	Dayton	48 50	93	A	Saint Louis	59 67	118	H	Princeton	56 45
				39	H	Dayton	52 39					122	H	Saint Joseph's	53 44
				41	A	Villanova	72 69					127	A	Duquesne	75 40
				44	A	South Dakota St.	55 60					127	H	Duquesne	63 73
												127	N	Duquesne	58 62
												149	H	VCU	81 67
												171	A	La Salle	79 65
												185	A	American	61 66
												197	A	George Mason	79 71
												197	H	George Mason	80 49
												208	H	Illinois	72 56
												232	A	Richmond	63 44
												248	H	St. Bonaventure	63 57
												269	H	Loyola Maryland	74 64
												279	H	Davidson	76 62
												290	H	Coppin St.	77 46
												302	A	Rhode Island	72 44
												310	A	Massachusetts	60 54
LAST 12 Division I GAMES:															
				113	H	Navy	51 61	302	A	Rhode Island	72 44				
				127	N	Duquesne	58 62	171	A	La Salle	79 65				
				232	A	Richmond	63 44	115	H	Fordham	63 46				
				197	H	George Mason	80 49	127	H	Duquesne	63 73				
				248	H	St. Bonaventure	63 57	93	A	Saint Louis	59 67				
				39	H	Dayton	52 39	310	A	Massachusetts	60 54				

Non-Div I Games:

George Washington

■ Loss,
 ■ Non-Conf,
 S Site,
 ■ Home
 ■ Away
 N Neutral

Georgetown

Through Games Of April 2, 2017

Average RPI Win:	177	WON-LOST	WINNING	LAST 10	STRENGTH OF	OPP. STRENGTH	TEAM	ADJ.	CONF.	ADJ CONF.
Average RPI Loss:	46	RECORD	PCT. RANK	GAMES	SCHEDULE	OF SCHEDULE	RPI	RPI	RPI	RPI
DIV. I ONLY	17- 13	127	4- 6	68	75	76	76	7	7	
DIV. I NON-CONF.	8- 3	59	0- 1	93	102	48	48	6	6	
TOTALS	RPI 1-25	RPI 26-50	W-L RECORDS	RPI 51-100	RPI 101-150	RPI 150+				
17- 13	0- 4	1- 4	OVERALL	2- 4	3- 1	11- 0				
8- 5	0- 2	1- 1	HOME	1- 1	1- 1	5- 0				
7- 8	0- 2	0- 3	AWAY	0- 3	1- 0	6- 0				
2- 0	0- 0	0- 0	NEUTRAL	1- 0	1- 0	0- 0				
8- 3	0- 0	0- 0	NON-CONFERENCE	2- 2	3- 1	3- 0				
3- 1	0- 0	0- 0	HOME	1- 0	1- 1	1- 0				
3- 2	0- 0	0- 0	AWAY	0- 2	1- 0	2- 0				
2- 0	0- 0	0- 0	NEUTRAL	1- 0	1- 0	0- 0				
9- 10	0- 4	1- 4	CONFERENCE	0- 2	0- 0	8- 0				
5- 4	0- 2	1- 1	HOME	0- 1	0- 0	4- 0				
4- 6	0- 2	0- 3	AWAY	0- 1	0- 0	4- 0				
0- 0	0- 0	0- 0	NEUTRAL	0- 0	0- 0	0- 0				

RPI 1-25				RPI 26-50				RPI 51-100 Team's RPI: 76				RPI 101+			
RPI	S	Opponent	Score	RPI	S	Opponent	Score	RPI	S	Opponent	Score	RPI	S	Opponent	Score
16	A	DePaul	70 79	30	A	Marquette	66 80	62	A	St. John's (NY)	54 65	109	H	Alabama	70 59
16	H	DePaul	53 76	30	A	Marquette	70 80	62	H	St. John's (NY)	66 71	115	H	Fordham	49 60
21	A	Creighton	68 70	30	H	Marquette	77 84	70	H	George Washington	72 57	134	N	Wright St.	67 60
21	H	Creighton	59 67	41	A	Villanova	50 71	72	A	Minnesota	60 68	140	A	Delaware	54 46
				41	H	Villanova	54 49	77	A	Virginia Tech	63 73	196	A	Providence	71 39
								82	N	Penn St.	68 54	196	H	Providence	72 70
												197	H	George Mason	69 56
												199	A	Seton Hall	77 60
												199	H	Seton Hall	77 58
												203	A	Xavier	69 64
												203	H	Xavier	81 63
												214	A	Towson	75 59
												258	A	Butler	58 52
												258	H	Butler	83 72
												309	A	FIU	66 53
LAST 12 Division I GAMES:															
115	H	Fordham	49 60	62	A	St. John's (NY)	54 65								
30	A	Marquette	66 80	199	A	Seton Hall	77 60								
16	A	DePaul	70 79	21	H	Creighton	59 67								
30	A	Marquette	70 80	196	H	Providence	72 70								
203	H	Xavier	81 63	41	H	Villanova	54 49								
258	H	Butler	83 72	258	A	Butler	58 52								

Non-Div I Games:

Georgetown

■ Loss,
 ■ Non-Conf,
 ■ S Site,
 ■ H Home
 ■ A Away
 N Neutral

Average RPI Win:	136	WON-LOST	WINNING	LAST 10	STRENGTH OF	OPP. STRENGTH	TEAM	ADJ.	CONF.	ADJ CONF.
Average RPI Loss:	54	RECORD	PCT. RANK	GAMES	SCHEDULE	OF SCHEDULE	RPI	RPI	RPI	RPI
DIV. I ONLY	16- 15	162	6- 4	43	23	87	87	2	2	
DIV. I NON-CONF.	8- 5	112	0- 0	191	121	151	151	2	2	
TOTALS	RPI 1-25	RPI 26-50	W-L RECORDS	RPI 51-100	RPI 101-150	RPI 150+				
16- 15	2- 7	3- 2	OVERALL	2- 4	3- 1	6- 1				
11- 5	2- 2	1- 0	HOME	1- 2	3- 0	4- 1				
3- 8	0- 4	1- 1	AWAY	0- 2	0- 1	2- 0				
2- 2	0- 1	1- 1	NEUTRAL	1- 0	0- 0	0- 0				
8- 5	0- 0	0- 2	NON-CONFERENCE	2- 2	1- 0	5- 1				
6- 2	0- 0	0- 0	HOME	1- 1	1- 0	4- 1				
1- 2	0- 0	0- 1	AWAY	0- 1	0- 0	1- 0				
1- 1	0- 0	0- 1	NEUTRAL	1- 0	0- 0	0- 0				
8- 10	2- 7	3- 0	CONFERENCE	0- 2	2- 1	1- 0				
5- 3	2- 2	1- 0	HOME	0- 1	2- 0	0- 0				
2- 6	0- 4	1- 0	AWAY	0- 1	0- 1	1- 0				
1- 1	0- 1	1- 0	NEUTRAL	0- 0	0- 0	0- 0				

RPI	S	Opponent	Score	RPI	S	Opponent	Score	RPI	S	Opponent	Score	RPI	S	Opponent	Score
2	A	South Carolina	63 66	35	N	South Fla.	65 81	51	H	Virginia	43 66	109	H	Alabama	71 65
2	H	South Carolina	44 62	40	H	LSU	70 65	72	N	Minnesota	70 58	110	H	BYU	81 51
2	N	South Carolina	48 72	45	A	Georgia Tech	45 52	85	A	Florida	58 65	112	H	Vanderbilt	70 68
4	A	Mississippi St.	49 58	50	A	Auburn	57 51	85	H	Florida	68 76	131	A	Ole Miss	62 69
14	A	Kentucky	61 82	50	N	Auburn	56 52	92	A	Oklahoma St.	51 71	174	A	Arkansas	69 66
14	H	Kentucky	56 66					96	H	Mercer	72 64	182	A	Cincinnati	51 48
18	H	Tennessee	81 78									227	H	Samford	59 65
22	A	Missouri	45 63									250	H	Furman	67 62
23	H	Texas A&M	69 59									273	H	Kennesaw St.	82 40
												276	H	Western Caro.	78 43
												348	H	South Carolina St.	64 50
LAST 12 Division I GAMES:															
		2 N South Carolina	48 72			50 A Auburn	57 51								
		50 N Auburn	56 52			14 H Kentucky	56 66								
		85 A Florida	58 65			18 H Tennessee	81 78								
		109 H Alabama	71 65			174 A Arkansas	69 66								
		40 H LSU	70 65			131 A Ole Miss	62 69								
		4 A Mississippi St.	49 58			2 H South Carolina	44 62								

Non-Div I Games:

Georgia

■ Loss,
■ Non-Conf,
■ S Site,
■ H Home
■ A Away
N Neutral

Average RPI Win: 216		WON-LOST	WINNING	LAST 10	STRENGTH OF	OPP. STRENGTH	TEAM	ADJ.	CONF.	ADJ CONF.
Average RPI Loss: 180		RECORD	PCT. RANK	GAMES	SCHEDULE	OF SCHEDULE	RPI	RPI	RPI	RPI
DIV. I ONLY		11- 18	243	5- 5	277	205	257	257	21	21
DIV. I NON-CONF.		3- 7	250	0- 0	208	148	258	258	20	20
TOTALS		RPI 1-25	RPI 26-50	W-L RECORDS	RPI 51-100	RPI 101-150	RPI 150+			
11- 18	0- 0		0- 2	OVERALL	1- 2	1- 4	9- 10			
4- 9	0- 0		0- 1	HOME	1- 0	0- 2	3- 6			
6- 6	0- 0		0- 1	AWAY	0- 1	1- 2	5- 2			
1- 3	0- 0		0- 0	NEUTRAL	0- 1	0- 0	1- 2			
3- 7	0- 0		0- 2	NON-CONFERENCE	0- 1	0- 1	3- 3			
1- 3	0- 0		0- 1	HOME	0- 0	0- 0	1- 2			
1- 2	0- 0		0- 1	AWAY	0- 0	0- 1	1- 0			
1- 2	0- 0		0- 0	NEUTRAL	0- 1	0- 0	1- 1			
8- 11	0- 0		0- 0	CONFERENCE	1- 1	1- 3	6- 7			
3- 6	0- 0		0- 0	HOME	1- 0	0- 2	2- 4			
5- 4	0- 0		0- 0	AWAY	0- 1	1- 1	4- 2			
0- 1	0- 0		0- 0	NEUTRAL	0- 0	0- 0	0- 1			

[illegible]

Non-Div I Games:	Allen	96	58
------------------	-------	----	----

Georgia St.

Loss, Non-Conf, S Site, H Home A Away N Neutral

Average RPI Win: 126	WON-LOST	WINNING	LAST 10	STRENGTH OF	OPP. STRENGTH	TEAM	ADJ.	CONF.	ADJ CONF.
Average RPI Loss: 44	RECORD	PCT. RANK	GAMES	SCHEDULE	OF SCHEDULE	RPI	RPI	RPI	RPI
DIV. I ONLY	22- 15	115	7- 3	23	40	45	45	3	3
DIV. I NON-CONF.	16- 3	25	5- 1	45	86	17	17	4	4
TOTALS	RPI 1-25	RPI 26-50	W-L RECORDS	RPI 51-100	RPI 101-150	RPI 150+			
22- 15	1- 7	2- 3	OVERALL	7- 2	4- 3	8- 0			
16- 5	0- 3	1- 2	HOME	6- 0	4- 0	5- 0			
3- 8	0- 3	0- 0	AWAY	1- 2	0- 3	2- 0			
3- 2	1- 1	1- 1	NEUTRAL	0- 0	0- 0	1- 0			
16- 3	1- 0	1- 2	NON-CONFERENCE	6- 0	3- 1	5- 0			
12- 1	0- 0	0- 1	HOME	5- 0	3- 0	4- 0			
2- 1	0- 0	0- 0	AWAY	1- 0	0- 1	1- 0			
2- 1	1- 0	1- 1	NEUTRAL	0- 0	0- 0	0- 0			
6- 12	0- 7	1- 1	CONFERENCE	1- 2	1- 2	3- 0			
4- 4	0- 3	1- 1	HOME	1- 0	1- 0	1- 0			
1- 7	0- 3	0- 0	AWAY	0- 2	0- 2	1- 0			
1- 1	0- 1	0- 0	NEUTRAL	0- 0	0- 0	1- 0			

RPI 1-25				RPI 26-50				Team's RPI: 45				RPI 51-100				RPI 101+			
RPI	S	Opponent	Score	RPI	S	Opponent	Score	RPI	S	Opponent	Score	RPI	S	Opponent	Score	RPI	S	Opponent	Score
3	A	Notre Dame	69 90	31	H	Syracuse	75 66	51	A	Virginia	64 65	104	H	Jacksonville	71 55				
3	H	Notre Dame	38 55	34	H	Michigan	52 92	64	H	Washington St.	69 61	108	A	Clemson	61 62				
10	H	Duke	68 75	34	N	Michigan	79 89	75	A	Middle Tenn.	61 60	108	H	Clemson	72 58				
11	H	Florida St.	63 69	36	H	North Carolina St.	67 75	75	H	Middle Tenn.	70 57	109	A	Alabama	65 67				
12	A	Louisville	51 91	39	N	Dayton	81 68	77	H	Virginia Tech	87 81	109	H	Alabama	76 66				
17	A	Miami (FL)	70 75					87	H	Georgia	52 45	118	H	Princeton	67 51				
17	N	Miami (FL)	71 87					91	A	Wake Forest	65 70	121	A	North Carolina	88 89				
22	N	Missouri	72 70					94	H	UCF	63 51	159	H	Pittsburgh	71 57				
								96	H	Mercer	70 50	170	A	Boston College	71 67				
												170	N	Boston College	71 67				
												209	H	Alabama St.	70 48				
												216	H	Appalachian St.	81 52				
												227	H	Samford	62 57				
												257	H	Georgia St.	73 42				
												273	A	Kennesaw St.	86 49				
LAST 12 Division I GAMES:																			
		34	N	Michigan	79 89			17	N	Miami (FL)	71 87								
		64	H	Washington St.	69 61			170	N	Boston College	71 67								
		109	H	Alabama	76 66			17	A	Miami (FL)	70 75								
		75	H	Middle Tenn.	70 57			108	H	Clemson	72 58								
		94	H	UCF	63 51			159	H	Pittsburgh	71 57								
		104	H	Jacksonville	71 55			121	A	North Carolina	88 89								

Non-Div I Games:

Georgia Tech

■ Loss,
 ■ Non-Conf, S Site,
 ■ Home
 ■ Away
 N Neutral

Average RPI Win: 193	WON-LOST	WINNING	LAST 10	STRENGTH OF	OPP. STRENGTH	TEAM	ADJ.	CONF.	ADJ CONF.
Average RPI Loss: 125	RECORD	PCT. RANK	GAMES	SCHEDULE	OF SCHEDULE	RPI	RPI	RPI	RPI
DIV. I ONLY	26- 7	21	7- 3	197	108	67	67	15	15
DIV. I NON-CONF.	9- 3	50	0- 1	161	45	74	74	13	13
TOTALS	RPI 1-25	RPI 26-50	W-L RECORDS	RPI 51-100	RPI 101-150	RPI 150+			
26- 7	1- 2	0- 1	OVERALL	2- 0	7- 2	16- 2			
14- 1	0- 0	0- 0	HOME	2- 0	3- 0	9- 1			
8- 3	1- 0	0- 0	AWAY	0- 0	2- 2	5- 1			
4- 3	0- 2	0- 1	NEUTRAL	0- 0	2- 0	2- 0			
9- 3	1- 2	0- 1	NON-CONFERENCE	2- 0	1- 0	5- 0			
6- 0	0- 0	0- 0	HOME	2- 0	0- 0	4- 0			
2- 0	1- 0	0- 0	AWAY	0- 0	1- 0	0- 0			
1- 3	0- 2	0- 1	NEUTRAL	0- 0	0- 0	1- 0			
17- 4	0- 0	0- 0	CONFERENCE	0- 0	6- 2	11- 2			
8- 1	0- 0	0- 0	HOME	0- 0	3- 0	5- 1			
6- 3	0- 0	0- 0	AWAY	0- 0	1- 2	5- 1			
3- 0	0- 0	0- 0	NEUTRAL	0- 0	2- 0	1- 0			

RPI 1-25				RPI 26-50				RPI 51-100 Team's RPI: 67				RPI 101+			
RPI	S	Opponent	Score	RPI	S	Opponent	Score	RPI	S	Opponent	Score	RPI	S	Opponent	Score
5	A	Stanford	68 63	34	N	Michigan	66 78	64	H	Washington St.	79 61	110	A	BYU	63 71
11	N	Florida St.	69 87					68	H	Northwestern	67 56	110	H	BYU	87 52
20	N	Oklahoma	62 75									114	A	Saint Mary's (CA)	79 75
												114	H	Saint Mary's (CA)	59 58
												114	N	Saint Mary's (CA)	86 75
												137	A	Eastern Wash.	73 54
												143	A	San Francisco	72 77
												143	H	San Francisco	61 46
												143	N	San Francisco	77 46
												163	A	Santa Clara	50 49
												163	H	Santa Clara	51 39
												205	A	Loyola Marymount	80 56
												205	H	Loyola Marymount	73 61
												224	A	San Diego	57 55
												224	H	San Diego	62 57
												226	H	Presbyterian	79 39
												245	A	Pacific	74 58
												245	H	Pacific	63 65
												245	N	Pacific	91 59
												275	H	Colgate	72 42
												277	A	Portland	85 50
												277	H	Portland	67 55
												298	H	Nicholls St.	78 46
												314	A	Pepperdine	69 79
												314	H	Pepperdine	83 61
												327	H	UC Irvine	102 38
LAST 12 Division I GAMES:															
20	N	Oklahoma	62 75	245	A	Pacific	74 58								
114	N	Saint Mary's (CA)	86 75	143	A	San Francisco	72 77								
143	N	San Francisco	77 46	114	H	Saint Mary's (CA)	59 58								
245	N	Pacific	91 59	205	H	Loyola Marymount	73 61								
110	A	BYU	63 71	163	A	Santa Clara	50 49								
224	H	San Diego	62 57	110	H	BYU	87 52								

Non-Div I Games:

Gonzaga

■ Loss,
 ■ Non-Conf, S Site,
 ■ Home
 ■ Away
 N Neutral

RPI	S	Opponent	Score
345	N	Winthrop	71 41

G
o
n
z
a
g
a

G
o
n
z
a
g
a

Gonzaga

Average RPI Win: 282	WON-LOST	WINNING	LAST 10	STRENGTH OF	OPP. STRENGTH	TEAM	ADJ.	CONF.	ADJ CONF.
Average RPI Loss: 147	RECORD	PCT. RANK	GAMES	SCHEDULE	OF SCHEDULE	RPI	RPI	RPI	RPI
DIV. I ONLY	19- 15	134	7- 3	318	286	193	193	30	30
DIV. I NON-CONF.	3- 10	279	1- 1	259	49	243	243	30	30
TOTALS	RPI 1-25	RPI 26-50	W-L RECORDS	RPI 51-100	RPI 101-150	RPI 150+			
19- 15	0- 1	0- 0	OVERALL	0- 4	1- 3	18- 7			
8- 3	0- 0	0- 0	HOME	0- 0	0- 0	8- 3			
10- 9	0- 0	0- 0	AWAY	0- 1	1- 0	9- 1			
1- 3	0- 0	0- 0	NEUTRAL	0- 1	0- 1	1- 1			
3- 10	0- 1	0- 0	NON-CONFERENCE	0- 4	1- 3	2- 2			
0- 1	0- 0	0- 0	HOME	0- 0	0- 0	0- 1			
3- 7	0- 1	0- 0	AWAY	0- 3	1- 2	2- 1			
0- 2	0- 0	0- 0	NEUTRAL	0- 1	0- 1	0- 0			
16- 5	0- 0	0- 0	CONFERENCE	0- 0	0- 0	16- 5			
8- 2	0- 0	0- 0	HOME	0- 0	0- 0	8- 2			
7- 2	0- 0	0- 0	AWAY	0- 0	0- 0	7- 2			
1- 1	0- 0	0- 0	NEUTRAL	0- 0	0- 0	1- 1			

RPI 1-25			RPI 26-50			RPI 51-100			RPI 101+ Team's RPI: 193		
RPI	S	Opponent	Score	RPI	S	Opponent	Score	RPI	S	Opponent	Score
17	A	Miami (FL)	61 89					74	A	Tulane	56 79
								74	A	Tulane	49 66
								89	A	Southern California	64 75
								95	N	SMU	36 56
								115	N	Fordham	53 59
								123	A	Arizona	46 73
								131	A	Ole Miss	78 75
								139	A	Louisiana Tech	55 69
								158	A	Texas Southern	61 69
								158	H	Texas Southern	64 52
								158	N	Texas Southern	66 70
								166	A	TCU	47 83
								209	A	Alabama St.	60 45
								209	H	Alabama St.	76 83
								230	A	Southern U.	70 63
								230	H	Southern U.	68 71
								230	N	Southern U.	65 56
								266	A	Prairie View	49 51
								266	H	Prairie View	60 55
								287	A	Ark.-Pine Bluff	68 58
								287	H	Ark.-Pine Bluff	56 54
								298	H	Nicholls St.	60 71
								303	A	Alcorn	67 63
								303	H	Alcorn	86 63
								311	A	Mississippi Val.	82 51
								311	H	Mississippi Val.	88 67
								311	H	Mississippi Val.	71 61
								330	A	Southeastern La.	87 71
								331	A	La.-Monroe	59 54
								333	A	Jackson St.	60 57
LAST 12 Division I GAMES:											
74	A	Tulane	49 66	209	H	Alabama St.	76 83				
131	A	Ole Miss	78 75	311	A	Mississippi Val.	82 51				
158	N	Texas Southern	66 70	287	A	Ark.-Pine Bluff	68 58				
230	N	Southern U.	65 56	333	A	Jackson St.	60 57				
311	H	Mississippi Val.	71 61	266	H	Prairie View	60 55				
349	H	Alabama A&M	87 57	158	H	Texas Southern	64 52				

Non-Div I Games:

Grambling

■ Loss,
 ■ Non-Conf,
 ■ S Site,
 ■ Home
 ■ A Away
 N Neutral

G
r
a
m
b
l
i
n
g

RPI S Opponent Score

Through Games Of April 2, 2017

RPI	S	Opponent	Score	
333	H	Jackson St.	90	85
349	A	Alabama A&M	68	53
349	H	Alabama A&M	87	57

G
r
a
m
b
l
i
n
g

Grambling

Grand Canyon

Through Games Of April 2, 2017

Average RPI Win:	287	WON-LOST	WINNING	LAST 10	STRENGTH OF	OPP. STRENGTH	TEAM	ADJ.	CONF.	ADJ CONF.
Average RPI Loss:	175	RECORD	PCT. RANK	GAMES	SCHEDULE	OF SCHEDULE	RPI	RPI	RPI	RPI
DIV. I ONLY	14- 12	146	5- 5	331	291	240	240	29	29	
DIV. I NON-CONF.	7- 5	122	0- 0	291	223	194	194	29	29	
TOTALS	RPI 1-25	RPI 26-50	W-L RECORDS	RPI 51-100	RPI 101-150	RPI 150+				
14- 12	0- 2	0- 0	OVERALL	0- 0	1- 3	13- 7				
11- 3	0- 1	0- 0	HOME	0- 0	1- 1	10- 1				
3- 9	0- 1	0- 0	AWAY	0- 0	0- 2	3- 6				
0- 0	0- 0	0- 0	NEUTRAL	0- 0	0- 0	0- 0				
7- 5	0- 2	0- 0	NON-CONFERENCE	0- 0	1- 1	6- 2				
6- 1	0- 1	0- 0	HOME	0- 0	1- 0	5- 0				
1- 4	0- 1	0- 0	AWAY	0- 0	0- 1	1- 2				
0- 0	0- 0	0- 0	NEUTRAL	0- 0	0- 0	0- 0				
7- 7	0- 0	0- 0	CONFERENCE	0- 0	0- 2	7- 5				
5- 2	0- 0	0- 0	HOME	0- 0	0- 1	5- 1				
2- 5	0- 0	0- 0	AWAY	0- 0	0- 1	2- 4				
0- 0	0- 0	0- 0	NEUTRAL	0- 0	0- 0	0- 0				

RPI 1-25				RPI 26-50				RPI 51-100				RPI 101+ Team's RPI: 240			
RPI	S	Opponent	Score	RPI	S	Opponent	Score	RPI	S	Opponent	Score	RPI	S	Opponent	Score
9	H	Washington	66 101									133	A	New Mexico St.	60 67
10	A	Duke	47 90									133	H	New Mexico St.	65 81
												141	H	Idaho	64 60
												142	A	Rice	50 64
												189	A	UC Riverside	64 77
												211	A	Seattle U	60 86
												211	H	Seattle U	82 77
												215	A	UTRGV	49 52
												215	H	UTRGV	60 59
												236	A	Hawaii	47 51
												261	A	CSU Bakersfield	59 74
												261	H	CSU Bakersfield	64 80
												272	H	Cal Poly	64 59
												289	A	Southern Utah	76 73
												292	H	Northern Ariz.	76 65
												295	A	UMKC	65 77
												295	H	UMKC	75 64
												303	H	Alcorn	77 44
												312	H	Denver	73 70
												332	A	Utah Valley	62 46
												332	H	Utah Valley	60 42
												337	H	Fla. Atlantic	81 60
												344	A	Chicago St.	73 62
												344	H	Chicago St.	57 39
LAST 12 Division I GAMES:															
261	H	CSU Bakersfield	64 80	215	A	UTRGV	49 52								
295	A	UMKC	65 77	261	A	CSU Bakersfield	59 74								
344	A	Chicago St.	73 62	344	H	Chicago St.	57 39								
332	H	Utah Valley	60 42	295	H	UMKC	75 64								
211	H	Seattle U	82 77	211	A	Seattle U	60 86								
133	A	New Mexico St.	60 67	215	H	UTRGV	60 59								

Non-Div I Games: Chaminade 85 55

Grand Canyon

Loss, Non-Conf, S Site, H Home A Away N Neutral

Average RPI Win:	182	WON-LOST	WINNING	LAST 10	STRENGTH OF	OPP. STRENGTH	TEAM	ADJ.	CONF.	ADJ CONF.
Average RPI Loss:	117	RECORD	PCT. RANK	GAMES	SCHEDULE	OF SCHEDULE	RPI	RPI	RPI	RPI
DIV. I ONLY	27- 6	12	7- 3	84	165	32	32	19	19	
DIV. I NON-CONF.	9- 3	50	0- 2	10	29	8	8	21	21	
TOTALS	RPI 1-25	RPI 26-50	W-L RECORDS	RPI 51-100	RPI 101-150	RPI 150+				
27- 6	0- 1	4- 1	OVERALL	3- 0	6- 2	14- 2				
13- 1	0- 0	2- 0	HOME	1- 0	3- 0	7- 1				
11- 4	0- 1	2- 0	AWAY	2- 0	1- 2	6- 1				
3- 1	0- 0	0- 1	NEUTRAL	0- 0	2- 0	1- 0				
9- 3	0- 1	4- 1	NON-CONFERENCE	3- 0	0- 0	2- 1				
4- 1	0- 0	2- 0	HOME	1- 0	0- 0	1- 1				
5- 1	0- 1	2- 0	AWAY	2- 0	0- 0	1- 0				
0- 1	0- 0	0- 1	NEUTRAL	0- 0	0- 0	0- 0				
18- 3	0- 0	0- 0	CONFERENCE	0- 0	6- 2	12- 1				
9- 0	0- 0	0- 0	HOME	0- 0	3- 0	6- 0				
6- 3	0- 0	0- 0	AWAY	0- 0	1- 2	5- 1				
3- 0	0- 0	0- 0	NEUTRAL	0- 0	2- 0	1- 0				

RPI	S	Opponent	Score	RPI	S	Opponent	Score	Team's RPI: 32	RPI	S	Opponent	Score	RPI	S	Opponent	Score
3	A	Notre Dame	67 71	27	H	Elon	71 56		52	H	Little Rock	57 31	134	A	Wright St.	58 51
				28	H	Drake	71 48		58	A	Belmont	62 53	134	H	Wright St.	62 41
				30	A	Marquette	78 63		63	A	Chattanooga	71 55	144	A	Milwaukee	60 72
				44	A	South Dakota St.	67 43						144	H	Milwaukee	89 47
				46	N	Purdue	62 74						144	N	Milwaukee	66 59
LAST 12 Division I GAMES:																
				46	N	Purdue	62 74		134	A	Wright St.	58 51	145	H	Detroit Mercy	72 76
				145	N	Detroit Mercy	64 52		320	H	Ill.-Chicago	65 31	145	N	Detroit Mercy	60 55
				144	N	Milwaukee	66 59		144	A	Milwaukee	60 72	145	N	Detroit Mercy	64 52
				291	N	Valparaiso	89 60		317	H	Youngstown St.	75 41	155	A	Oakland	71 74
				3	A	Notre Dame	67 71		183	H	Cleveland St.	79 60	155	H	Oakland	89 47
				294	A	Northern Ky.	74 37		183	H	Cleveland St.	79 60	183	A	Cleveland St.	65 51
									145	A	Detroit Mercy	72 76	183	H	Cleveland St.	79 60
													207	H	Wisconsin	53 54
													239	A	Bradley	68 43
													258	H	Butler	61 34
													291	A	Valparaiso	75 36
													291	H	Valparaiso	56 35
													291	N	Valparaiso	89 60
													294	A	Northern Ky.	74 37
													294	H	Northern Ky.	70 39
													317	A	Youngstown St.	84 51
													317	H	Youngstown St.	75 41
													320	A	Ill.-Chicago	79 65
													320	H	Ill.-Chicago	65 31

Non-Div I Games:

Green Bay

■ Loss,
■ Non-Conf, S Site,
■ Home
■ Away
N Neutral

RPI 1-25					
RPI	S	Opponent	Score		
2	A	South Carolina	38	92	
10	A	Duke	31	94	
25	H	Temple	71	65	
RPI 26-50					
RPI	S	Opponent	Score		
36	A	North Carolina St.	56	81	
42	A	James Madison	50	71	
RPI 51-100					
RPI	S	Opponent	Score		
66	A	Iowa	51	84	
68	A	Northwestern	48	67	
84	A	FGCU	49	60	
Team's RPI: 147					
RPI	S	Opponent	Score		
130	N	Maine	58	49	
134	A	Old Dominion	58	61	
173	A	Bethune-Cookman	56	66	
173	N	Bethune-Cookman	52	49	
225	H	Howard	62	67	
227	N	Samford	63	57	
232	H	Richmond	72	45	
259	H	UMES	65	68	
259	N	UMES	66	56	
280	H	N.C. A&T	64	57	
280	N	N.C. A&T	64	62	
282	A	Norfolk St.	58	57	
282	H	Norfolk St.	77	65	
290	A	Coppin St.	65	61	
290	H	Coppin St.	78	54	
293	A	Savannah St.	51	55	
293	H	Savannah St.	75	46	
299	N	Lafayette	58	55	
324	A	Florida A&M	44	62	
326	N	Saint Peter's	71	42	
329	A	Morgan St.	71	58	
335	H	N.C. Central	60	36	
347	A	Delaware St.	83	52	
348	A	South Carolina St.	51	50	
348	H	South Carolina St.	80	46	
LAST 12 Division I GAMES:					
10	A	Duke	31	94	
173	N	Bethune-Cookman	52	49	
280	N	N.C. A&T	64	62	
259	N	UMES	66	56	
290	A	Coppin St.	65	61	
282	H	Norfolk St.	77	65	
329	A	Morgan St.	71	58	
324	A	Florida A&M	44	62	
173	A	Bethune-Cookman	56	66	
225	H	Howard	62	67	
348	A	South Carolina St.	51	50	
293	A	Savannah St.	51	55	

Non-Div I Games:

Page 121

Average RPI Win: 243	WON-LOST	WINNING	LAST 10	STRENGTH OF	OPP. STRENGTH	TEAM	ADJ.	CONF.	ADJ CONF.
Average RPI Loss: 144	RECORD	PCT. RANK	GAMES	SCHEDULE	OF SCHEDULE	RPI	RPI	RPI	RPI
DIV. I ONLY	17- 14	139	3- 7	249	235	188	188	22	22
DIV. I NON-CONF.	9- 4	75	0- 0	235	272	134	134	22	22
TOTALS	RPI 1-25	RPI 26-50	W-L RECORDS	RPI 51-100	RPI 101-150	RPI 150+			
17- 14	0- 0	0- 1	OVERALL	0- 6	1- 2	16- 5			
7- 7	0- 0	0- 1	HOME	0- 3	0- 1	7- 2			
7- 6	0- 0	0- 0	AWAY	0- 2	1- 1	6- 3			
3- 1	0- 0	0- 0	NEUTRAL	0- 1	0- 0	3- 0			
9- 4	0- 0	0- 1	NON-CONFERENCE	0- 1	1- 0	8- 2			
3- 3	0- 0	0- 1	HOME	0- 1	0- 0	3- 1			
4- 1	0- 0	0- 0	AWAY	0- 0	1- 0	3- 1			
2- 0	0- 0	0- 0	NEUTRAL	0- 0	0- 0	2- 0			
8- 10	0- 0	0- 0	CONFERENCE	0- 5	0- 2	8- 3			
4- 4	0- 0	0- 0	HOME	0- 2	0- 1	4- 1			
3- 5	0- 0	0- 0	AWAY	0- 2	0- 1	3- 2			
1- 1	0- 0	0- 0	NEUTRAL	0- 1	0- 0	1- 0			

RPI S	Opponent	Score	RPI S	Opponent	Score	RPI S	Opponent	Score	RPI S	Opponent	Score	Team's RPI: 188
29	H Quinnipiac	59 82	84	H FGCU	63 70	130	A Maine	62 73				
			90	A New Hampshire	50 58	130	H Maine	60 66				
			90	H New Hampshire	57 62	140	A Delaware	67 66				
			100	A Albany (NY)	71 82	170	H Boston College	65 56				
			100	H Albany (NY)	52 58	179	A Siena	80 76				
			100	N Albany (NY)	65 67	187	A Hofstra	69 67				
						196	H Providence	65 77				
						202	H Sacred Heart	81 64				
						213	A Binghamton	59 60				
						213	H Binghamton	76 73				
						219	N Monmouth	75 72				
						220	A UMBC	80 73				
						220	H UMBC	47 64				
						220	N UMBC	74 40				
						262	A Stony Brook	62 40				
						262	H Stony Brook	65 52				
						265	A Niagara	62 75				
						274	A Vermont	70 76				
						274	H Vermont	68 55				
						282	N Norfolk St.	61 51				
						301	A Central Conn. St.	68 58				
						310	H Massachusetts	75 56				
						343	A UMass Lowell	84 64				
						343	H UMass Lowell	80 59				
LAST 12 Division I GAMES:												
100	N Albany (NY)	65 67	343	A UMass Lowell	84 64							
220	N UMBC	74 40	220	H UMBC	47 64							
100	H Albany (NY)	52 58	130	H Maine	60 66							
213	A Binghamton	59 60	274	A Vermont	70 76							
90	H New Hampshire	57 62	100	A Albany (NY)	71 82							
262	A Stony Brook	62 40	213	H Binghamton	76 73							

Non-Div I Games:

Hartford

■ Loss,
 ■ Non-Conf,
 ■ S Site,
 ■ Home
 ■ A Away
 N Neutral

Average RPI Win:	174	WON-LOST	WINNING	LAST 10	STRENGTH OF	OPP. STRENGTH	TEAM	ADJ.	CONF.	ADJ CONF.
Average RPI Loss:	96	RECORD	PCT. RANK	GAMES	SCHEDULE	OF SCHEDULE	RPI	RPI	RPI	RPI
DIV. I ONLY	21- 9	57	3- 6	79	136	47	47	8	8	
DIV. I NON-CONF.	13- 2	14	1- 1	100	203	18	18	9	9	
TOTALS	RPI 1-25	RPI 26-50	W-L RECORDS	RPI 51-100	RPI 101-150	RPI 150+				
21- 9	1- 0	0- 0	OVERALL	1- 4	4- 5	15- 0				
10- 2	1- 0	0- 0	HOME	0- 1	3- 1	6- 0				
9- 6	0- 0	0- 0	AWAY	1- 3	0- 3	8- 0				
2- 1	0- 0	0- 0	NEUTRAL	0- 0	1- 1	1- 0				
13- 2	1- 0	0- 0	NON-CONFERENCE	1- 2	2- 0	9- 0				
5- 0	1- 0	0- 0	HOME	0- 0	1- 0	3- 0				
6- 2	0- 0	0- 0	AWAY	1- 2	0- 0	5- 0				
2- 0	0- 0	0- 0	NEUTRAL	0- 0	1- 0	1- 0				
8- 7	0- 0	0- 0	CONFERENCE	0- 2	2- 5	6- 0				
5- 2	0- 0	0- 0	HOME	0- 1	2- 1	3- 0				
3- 4	0- 0	0- 0	AWAY	0- 1	0- 3	3- 0				
0- 1	0- 0	0- 0	NEUTRAL	0- 0	0- 1	0- 0				

RPI 1-25				RPI 26-50				Team's RPI: 47				RPI 51-100				RPI 101+			
RPI	S	Opponent	Score	RPI	S	Opponent	Score	RPI	S	Opponent	Score	RPI	S	Opponent	Score	RPI	S	Opponent	Score
25	H	Temple	73 62									56	A	Penn	43 63	106	N	Buffalo	74 62
												56	H	Penn	46 64	118	A	Princeton	58 63
												62	A	St. John's (NY)	57 62	118	H	Princeton	60 64
												72	A	Minnesota	87 103	118	N	Princeton	47 68
												90	A	New Hampshire	69 56	130	H	Maine	69 62
																132	A	Cornell	52 57
																132	H	Cornell	62 59
																136	A	Yale	52 57
																136	H	Yale	76 56
																154	A	Brown	66 63
																154	H	Brown	69 59
																165	H	Fairfield	58 44
																171	A	La Salle	66 64
																179	A	Siena	65 58
																191	A	Kansas	69 59
																195	N	UNC Asheville	79 62
																198	A	Columbia	58 55
																198	H	Columbia	70 68
																202	A	Sacred Heart	68 60
																222	A	Dartmouth	70 61
																222	H	Dartmouth	70 65
																227	H	Samford	57 52
																229	A	Boston U.	65 52
																321	H	NJIT	59 38
LAST 12 Division I GAMES:																			
62	A	St. John's (NY)	57 62	136	A	Yale	52 57												
90	A	New Hampshire	69 56	132	A	Cornell	52 57												
118	N	Princeton	47 68	198	A	Columbia	58 55												
56	H	Penn	46 64	136	H	Yale	76 56												
118	H	Princeton	60 64	154	H	Brown	69 59												
154	A	Brown	66 63	118	A	Princeton	58 63												

Non-Div I Games:

Harvard

■ Loss,
 ■ Non-Conf, S Site,
 ■ Home
 ■ Away
 N Neutral

Average RPI Win:	269	WON-LOST	WINNING	LAST 10	STRENGTH OF	OPP. STRENGTH	TEAM	ADJ.	CONF.	ADJ CONF.
Average RPI Loss:	135	RECORD	PCT. RANK	GAMES	SCHEDULE	OF SCHEDULE	RPI	RPI	RPI	RPI
DIV. I ONLY	11- 18	243	4- 6	176	214	236	236	23	23	
DIV. I NON-CONF.	3- 8	262	0- 0	83	111	232	232	23	23	
TOTALS	RPI 1-25	RPI 26-50	W-L RECORDS	RPI 51-100	RPI 101-150	RPI 150+				
11- 18	0- 3	0- 0	OVERALL	0- 4	2- 1	9- 10				
7- 7	0- 2	0- 0	HOME	0- 1	2- 0	5- 4				
3- 10	0- 1	0- 0	AWAY	0- 3	0- 1	3- 5				
1- 1	0- 0	0- 0	NEUTRAL	0- 0	0- 0	1- 1				
3- 8	0- 3	0- 0	NON-CONFERENCE	0- 2	1- 0	2- 3				
3- 3	0- 2	0- 0	HOME	0- 0	1- 0	2- 1				
0- 5	0- 1	0- 0	AWAY	0- 2	0- 0	0- 2				
0- 0	0- 0	0- 0	NEUTRAL	0- 0	0- 0	0- 0				
8- 10	0- 0	0- 0	CONFERENCE	0- 2	1- 1	7- 7				
4- 4	0- 0	0- 0	HOME	0- 1	1- 0	3- 3				
3- 5	0- 0	0- 0	AWAY	0- 1	0- 1	3- 3				
1- 1	0- 0	0- 0	NEUTRAL	0- 0	0- 0	1- 1				

RPI 1-25				RPI 26-50				RPI 51-100				RPI 101+ Team's RPI: 236			
RPI	S	Opponent	Score	RPI	S	Opponent	Score	RPI	S	Opponent	Score	RPI	S	Opponent	Score
4	H	Mississippi St.	41 66					53	A	Boise St.	49 61	102	A	Long Beach St.	57 68
8	A	UCLA	49 72					73	A	UC Davis	55 70	102	H	Long Beach St.	66 63
24	H	Oregon	49 86					73	H	UC Davis	50 69	133	H	New Mexico St.	56 53
								89	A	Southern California	44 76	156	A	CSUN	56 67
												156	H	CSUN	49 60
												156	N	CSUN	64 71
												189	A	UC Riverside	45 63
												189	H	UC Riverside	59 79
												201	A	UC Santa Barbara	62 74
												201	H	UC Santa Barbara	52 67
												206	H	San Jose St.	61 77
												240	H	Grand Canyon	51 47
												261	A	CSU Bakersfield	51 58
												272	A	Cal Poly	87 79
												272	H	Cal Poly	66 57
												272	N	Cal Poly	71 50
												284	A	Nevada	59 67
												317	H	Youngstown St.	72 50
												327	A	UC Irvine	73 60
												327	H	UC Irvine	79 62
												346	A	Cal St. Fullerton	55 45
												346	H	Cal St. Fullerton	60 50
LAST 12 Division I GAMES:															
				156	N	CSUN	64 71	73	H	UC Davis	50 69				
				272	N	Cal Poly	71 50	201	H	UC Santa Barbara	52 67				
				102	H	Long Beach St.	66 63	189	H	UC Riverside	59 79				
				346	A	Cal St. Fullerton	55 45	156	A	CSUN	56 67				
				327	A	UC Irvine	73 60	189	A	UC Riverside	45 63				
				156	H	CSUN	49 60	272	H	Cal Poly	66 57				

Non-Div I Games: Hawaii Pacific 88 54

Hawaii

Loss, Non-Conf, S Site, H Home A Away N Neutral

Average RPI Win:	266	WON-LOST	WINNING	LAST 10	STRENGTH OF	OPP. STRENGTH	TEAM	ADJ.	CONF.	ADJ CONF.
Average RPI Loss:	188	RECORD	PCT. RANK	GAMES	SCHEDULE	OF SCHEDULE	RPI	RPI	RPI	RPI
DIV. I ONLY	13- 15	198	8- 2	287	311	235	235	28	28	
DIV. I NON-CONF.	0- 9	335	0- 0	179	214	337	337	28	28	
TOTALS	RPI 1-25	RPI 26-50	W-L RECORDS	RPI 51-100	RPI 101-150	RPI 150+				
13- 15	0- 0	0- 1	OVERALL	0- 1	1- 3	12- 10				
7- 6	0- 0	0- 0	HOME	0- 1	1- 1	6- 4				
6- 8	0- 0	0- 0	AWAY	0- 0	0- 0	6- 0				
0- 1	0- 0	0- 0	NEUTRAL	0- 0	0- 0	0- 1				
0- 9	0- 0	0- 1	NON-CONFERENCE	0- 1	0- 2	0- 5				
0- 4	0- 0	0- 0	HOME	0- 1	0- 1	0- 2				
0- 5	0- 0	0- 1	AWAY	0- 0	0- 1	0- 3				
0- 0	0- 0	0- 0	NEUTRAL	0- 0	0- 0	0- 0				
13- 6	0- 0	0- 0	CONFERENCE	0- 0	1- 1	12- 5				
7- 2	0- 0	0- 0	HOME	0- 0	1- 0	6- 2				
6- 3	0- 0	0- 0	AWAY	0- 0	0- 1	6- 2				
0- 1	0- 0	0- 0	NEUTRAL	0- 0	0- 0	0- 1				

RPI 1-25			RPI 26-50			RPI 51-100			RPI 101+ Team's RPI: 235		
RPI	S	Opponent	Score	RPI	S	Opponent	Score	RPI	S	Opponent	Score
				37	A	West Virginia	59 82	79	H	Ohio	48 76
								117	H	Stetson	47 81
								126	A	Radford	56 59
								126	H	Radford	74 64
								131	A	Ole Miss	62 73
								176	H	UNCG	67 69
								190	A	UAB	66 75
								195	A	UNC Asheville	76 60
								195	H	UNC Asheville	81 70
								200	A	Campbell	33 58
								200	H	Campbell	53 69
								226	A	Presbyterian	72 64
								226	H	Presbyterian	87 60
								226 N		Presbyterian	48 55
								241	A	Liberty	74 81
								241	H	Liberty	78 69
								253	A	Charleston So.	64 62
								253	H	Charleston So.	68 74
								276	A	Western Caro.	64 73
								279	A	Davidson	72 82
								282	H	Norfolk St.	60 63
								313	A	Gardner-Webb	84 65
								313	H	Gardner-Webb	71 69
								342	A	Longwood	80 49
								342	H	Longwood	81 60
								345	A	Winthrop	70 57
								345	H	Winthrop	88 43
LAST 12 Division I GAMES:											
				226 N		Presbyterian	48 55	241	H	Liberty	78 69
				126	H	Radford	74 64	313	A	Gardner-Webb	84 65
				342	H	Longwood	81 60	345	A	Winthrop	70 57
				226	A	Presbyterian	72 64	195	H	UNC Asheville	81 70
				253	A	Charleston So.	64 62	342	A	Longwood	80 49
				200	H	Campbell	53 69	226	H	Presbyterian	87 60

Non-Div I Games: Spring Hill 74 58 Brevard 89 42

High Point

■ Loss,
 ■ Non-Conf,
 ■ S Site,
 ■ H Home
 ■ A Away
 N Neutral

Hofstra

Through Games Of April 2, 2017

Average RPI Win: 200	WON-LOST	WINNING	LAST 10	STRENGTH OF	OPP. STRENGTH	TEAM	ADJ.	CONF.	ADJ CONF.
Average RPI Loss: 129	RECORD	PCT. RANK	GAMES	SCHEDULE	OF SCHEDULE	RPI	RPI	RPI	RPI
DIV. I ONLY	13- 18	219	4- 6	124	138	187	187	9	9
DIV. I NON-CONF.	7- 4	106	0- 0	212	324	126	126	8	8
TOTALS	RPI 1-25	RPI 26-50	W-L RECORDS	RPI 51-100	RPI 101-150	RPI 150+			
13- 18	0- 0	0- 5	OVERALL	2- 1	2- 5	9- 7			
7- 7	0- 0	0- 2	HOME	1- 0	1- 1	5- 4			
5- 10	0- 0	0- 2	AWAY	1- 1	1- 4	3- 3			
1- 1	0- 0	0- 1	NEUTRAL	0- 0	0- 0	1- 0			
7- 4	0- 0	0- 0	NON-CONFERENCE	1- 0	1- 2	5- 2			
4- 1	0- 0	0- 0	HOME	0- 0	0- 0	4- 1			
3- 3	0- 0	0- 0	AWAY	1- 0	1- 2	1- 1			
0- 0	0- 0	0- 0	NEUTRAL	0- 0	0- 0	0- 0			
6- 14	0- 0	0- 5	CONFERENCE	1- 1	1- 3	4- 5			
3- 6	0- 0	0- 2	HOME	1- 0	1- 1	1- 3			
2- 7	0- 0	0- 2	AWAY	0- 1	0- 2	2- 2			
1- 1	0- 0	0- 1	NEUTRAL	0- 0	0- 0	1- 0			

RPI S	Opponent	Score	RPI S	Opponent	Score	RPI S	Opponent	Score	RPI S	Opponent	Score	Team's RPI: 187
27	A Elon	61 72	27	A UC Davis	64 60	106	A Buffalo	50 74				
27	H Elon	53 64	88	A Drexel	43 65	113	A Navy	69 78				
27	N Elon	50 78	88	H Drexel	58 53	122	A Saint Joseph's	75 64				
42	A James Madison	57 93				124	A William & Mary	65 81				
42	H James Madison	50 61				124	H William & Mary	64 61				
						140	A Delaware	45 56				
						140	H Delaware	56 73				
						161	A Northeastern	46 52				
						161	H Northeastern	51 53				
						185	H American	72 67				
						188	H Hartford	67 69				
						214	A Towson	70 61				
						214	H Towson	56 59				
						214	N Towson	77 66				
						217	A UNCW	66 54				
						217	H UNCW	54 56				
						218	A Col. of Charleston	55 71				
						218	H Col. of Charleston	85 81				
						231	H Marist	62 42				
						262	A Stony Brook	67 64				
						286	A Sacramento St.	85 97				
						310	H Massachusetts	71 55				
						347	H Delaware St.	64 44				
LAST 12 Division I GAMES:												
27	N Elon	50 78	27	A Elon	61 72							
214	N Towson	77 66	140	A Delaware	45 56							
161	A Northeastern	46 52	218	H Col. of Charleston	85 81							
88	H Drexel	58 53	124	A William & Mary	65 81							
214	H Towson	56 59	124	H William & Mary	64 61							
217	A UNCW	66 54	42	H James Madison	50 61							

Non-Div I Games:

Hofstra

Loss, Non-Conf, S Site, H Home A Away N Neutral

Holy Cross

Through Games Of April 2, 2017

Average RPI Win:	234	WON-LOST	WINNING	LAST 10	STRENGTH OF	OPP. STRENGTH	TEAM	ADJ.	CONF.	ADJ CONF.
Average RPI Loss:	200	RECORD	PCT. RANK	GAMES	SCHEDULE	OF SCHEDULE	RPI	RPI	RPI	RPI
DIV. I ONLY	8- 22	296	3- 7	303	252	316	316	24	24	
DIV. I NON-CONF.	2- 9	293	0- 0	293	246	336	336	25	25	
TOTALS	RPI 1-25	RPI 26-50	W-L RECORDS	RPI 51-100	RPI 101-150	RPI 150+				
8- 22	0- 0	0- 2	OVERALL	1- 2	0- 3	7- 15				
5- 10	0- 0	0- 1	HOME	1- 1	0- 2	4- 6				
3- 12	0- 0	0- 1	AWAY	0- 1	0- 1	3- 9				
0- 0	0- 0	0- 0	NEUTRAL	0- 0	0- 0	0- 0				
2- 9	0- 0	0- 2	NON-CONFERENCE	0- 1	0- 1	2- 5				
2- 3	0- 0	0- 1	HOME	0- 1	0- 1	2- 0				
0- 6	0- 0	0- 1	AWAY	0- 0	0- 0	0- 5				
0- 0	0- 0	0- 0	NEUTRAL	0- 0	0- 0	0- 0				
6- 13	0- 0	0- 0	CONFERENCE	1- 1	0- 2	5- 10				
3- 7	0- 0	0- 0	HOME	1- 0	0- 1	2- 6				
3- 6	0- 0	0- 0	AWAY	0- 1	0- 1	3- 4				
0- 0	0- 0	0- 0	NEUTRAL	0- 0	0- 0	0- 0				

RPI S	Opponent	Score	RPI S	Opponent	Score	RPI S	Opponent	Score	RPI S	Opponent	Score	Team's RPI: 316
29	H Quinnipiac	55 78	57	A Bucknell	48 77	113	A Navy	56 57				
33	A Arizona St.	33 63	57	H Bucknell	63 51	113	H Navy	71 73				
			82	H Penn St.	48 84	136	H Yale	70 71				
						160	A Army West Point	41 60				
						160	H Army West Point	59 67				
						185	A American	61 60				
						185	H American	51 46				
						222	A Dartmouth	49 53				
						229	A Boston U.	56 68				
						229	H Boston U.	49 66				
						231	H Marist	50 46				
						243	A Bryant	74 76				
						269	A Loyola Maryland	59 58				
						269	H Loyola Maryland	37 56				
						274	A Vermont	52 63				
						275	A Colgate	52 70				
						275	H Colgate	54 62				
						278	A Manhattan	56 60				
						299	A Lafayette	67 61				
						299	H Lafayette	70 85				
						299	H Lafayette	54 58				
						306	A Lehigh	64 80				
						306	H Lehigh	65 47				
						310	A Massachusetts	66 69				
						343	H UMass Lowell	62 47				
LAST 12 Division I GAMES:												
299	H Lafayette	54 58	306	A Lehigh	64 80							
269	H Loyola Maryland	37 56	299	H Lafayette	70 85							
229	A Boston U.	56 68	57	H Bucknell	63 51							
269	A Loyola Maryland	59 58	275	A Colgate	52 70							
185	H American	51 46	113	H Navy	71 73							
160	A Army West Point	41 60	185	A American	61 60							

Non-Div I Games:

Holy Cross

■ Loss,
 ■ Non-Conf, S Site,
 ■ Home
 ■ Away
 N Neutral

Average RPI Win:	204	WON-LOST	WINNING	LAST 10	STRENGTH OF	OPP. STRENGTH	TEAM	ADJ.	CONF.	ADJ CONF.
Average RPI Loss:	96	RECORD	PCT. RANK	GAMES	SCHEDULE	OF SCHEDULE	RPI	RPI	RPI	RPI
DIV. I ONLY	12- 19	237	4- 6	96	87	175	175	6	6	
DIV. I NON-CONF.	7- 6	153	0- 0	174	263	160	160	7	7	
TOTALS	RPI 1-25	RPI 26-50	W-L RECORDS	RPI 51-100	RPI 101-150	RPI 150+				
12- 19	0- 3	0- 1	OVERALL	0- 8	3- 3	9- 4				
6- 8	0- 1	0- 1	HOME	0- 4	1- 0	5- 2				
5- 9	0- 1	0- 0	AWAY	0- 3	2- 3	3- 2				
1- 2	0- 1	0- 0	NEUTRAL	0- 1	0- 0	1- 0				
7- 6	0- 0	0- 0	NON-CONFERENCE	0- 2	1- 3	6- 1				
4- 2	0- 0	0- 0	HOME	0- 1	0- 0	4- 1				
3- 3	0- 0	0- 0	AWAY	0- 0	1- 3	2- 0				
0- 1	0- 0	0- 0	NEUTRAL	0- 1	0- 0	0- 0				
5- 13	0- 3	0- 1	CONFERENCE	0- 6	2- 0	3- 3				
2- 6	0- 1	0- 1	HOME	0- 3	1- 0	1- 1				
2- 6	0- 1	0- 0	AWAY	0- 3	1- 0	1- 2				
1- 1	0- 1	0- 0	NEUTRAL	0- 0	0- 0	1- 0				

RPI	S	Opponent	Score	RPI	S	Opponent	Score	RPI	S	Opponent	Score	RPI	S	Opponent	Score	Team's RPI: 175
1	A	UConn	42 91	35	H	South Fla.	50 79	74	A	Tulane	56 82	102	A	Long Beach St.	55 65	
25	H	Temple	57 69					74	H	Tulane	49 57	111	A	Texas Tech	60 84	
25	N	Temple	58 67					81	N	Central Ark.	55 69	116	A	UNLV	53 64	
								94	A	UCF	59 85	146	A	Louisiana	69 64	
								94	H	UCF	48 62	150	A	Tulsa	65 62	
								95	A	SMU	45 74	150	H	Tulsa	71 66	
								95	H	SMU	45 66	168	A	Memphis	65 66	
								96	H	Mercer	60 64	172	A	East Carolina	73 62	
												172	H	East Carolina	81 65	
												180	H	Texas St.	56 61	
												182	A	Cincinnati	64 85	
												182	H	Cincinnati	62 71	
												182	N	Cincinnati	74 61	
												186	A	UTSA	56 49	
												215	A	UTRGV	68 52	
												218	H	Col. of Charleston	79 63	
												221	H	Rutgers	53 51	
												303	H	Alcorn	85 70	
												330	H	Southeastern La.	83 80	
LAST 12 Division I GAMES:																
25	N	Temple	58 67	182	H	Cincinnati	62 71									
182	N	Cincinnati	74 61	94	A	UCF	59 85									
95	A	SMU	45 74	172	A	East Carolina	73 62									
172	H	East Carolina	81 65	74	H	Tulane	49 57									
35	H	South Fla.	50 79	1	A	UConn	42 91									
150	A	Tulsa	65 62	168	A	Memphis	65 66									

Non-Div I Games:

Houston

■ Loss,
 ■ Non-Conf,
 ■ S Site,
 ■ H Home
 ■ A Away
 N Neutral

Houston Baptist

Through Games Of April 2, 2017

Average RPI Win:	306	WON-LOST	WINNING	LAST 10	STRENGTH OF	OPP. STRENGTH	TEAM	ADJ.	CONF.	ADJ CONF.
Average RPI Loss:	196	RECORD	PCT. RANK	GAMES	SCHEDULE	OF SCHEDULE	RPI	RPI	RPI	RPI
DIV. I ONLY	4- 22	328	2- 8	278	295	338	338	27	27	
DIV. I NON-CONF.	0- 8	335	0- 0	157	139	323	323	27	27	
TOTALS	RPI 1-25	RPI 26-50	W-L RECORDS	RPI 51-100	RPI 101-150	RPI 150+				
4- 22	0- 2	0- 0	OVERALL	0- 3	0- 4	4- 13				
4- 9	0- 0	0- 0	HOME	0- 1	0- 3	4- 5				
0- 13	0- 0	0- 0	AWAY	0- 0	0- 0	0- 4				
0- 0	0- 0	0- 0	NEUTRAL	0- 0	0- 0	0- 0				
0- 8	0- 2	0- 0	NON-CONFERENCE	0- 0	0- 1	0- 5				
0- 4	0- 0	0- 0	HOME	0- 0	0- 1	0- 3				
0- 4	0- 2	0- 0	AWAY	0- 0	0- 0	0- 2				
0- 0	0- 0	0- 0	NEUTRAL	0- 0	0- 0	0- 0				
4- 14	0- 0	0- 0	CONFERENCE	0- 3	0- 3	4- 8				
4- 5	0- 0	0- 0	HOME	0- 1	0- 2	4- 2				
0- 9	0- 0	0- 0	AWAY	0- 2	0- 1	0- 6				
0- 0	0- 0	0- 0	NEUTRAL	0- 0	0- 0	0- 0				

RPI 1-25				RPI 26-50				RPI 51-100				RPI 101+ Team's RPI: 338			
RPI	S	Opponent	Score	RPI	S	Opponent	Score	RPI	S	Opponent	Score	RPI	S	Opponent	Score
7	A	Baylor	43 118					81	A	Central Ark.	39 83	103	H	Abilene Christian	60 89
13	A	Texas	46 98					81	H	Central Ark.	49 80	138	A	Lamar University	22 74
								98	A	SFA	49 86	138	H	Lamar University	53 81
												142	H	Rice	53 79
												158	H	Texas Southern	34 50
												162	H	Oral Roberts	65 75
												174	A	Arkansas	40 101
												238	H	New Orleans	63 73
												268	A	A&M-Corpus Christi	51 68
												268	H	A&M-Corpus Christi	56 51
												283	A	McNeese	53 68
												283	H	McNeese	72 68
												298	A	Nicholls St.	57 76
												300	A	UTEP	45 75
												305	A	Northwestern St.	54 75
												330	H	Southeastern La.	71 87
												331	H	La.-Monroe	65 77
												334	A	Incarnate Word	54 69
												334	H	Incarnate Word	68 51
												340	A	Sam Houston St.	63 78
												340	H	Sam Houston St.	61 51
LAST 12 Division I GAMES:															
103	H	Abilene Christian	60 89	340	A	Sam Houston St.	63 78								
268	A	A&M-Corpus Christi	51 68	305	A	Northwestern St.	54 75								
138	A	Lamar University	22 74	268	H	A&M-Corpus Christi	56 51								
283	H	McNeese	72 68	334	A	Incarnate Word	54 69								
81	A	Central Ark.	39 83	298	A	Nicholls St.	57 76								
138	H	Lamar University	53 81	238	H	New Orleans	63 73								

Non-Div I Games: S'western Assemblie71 52 Arlington Baptist 75 55

Houston Baptist

Loss, Non-Conf, S Site, H Home A Away N Neutral

Average RPI Win:	295	WON-LOST	WINNING	LAST 10	STRENGTH OF	OPP. STRENGTH	TEAM	ADJ.	CONF.	ADJ CONF.
Average RPI Loss:	210	RECORD	PCT. RANK	GAMES	SCHEDULE	OF SCHEDULE	RPI	RPI	RPI	RPI
DIV. I ONLY	16- 13	137	6- 4	339	346	225	225	32	32	
DIV. I NON-CONF.	4- 8	231	0- 0	267	329	252	252	31	31	
TOTALS	RPI 1-25	RPI 26-50	W-L RECORDS	RPI 51-100	RPI 101-150	RPI 150+				
16- 13	0- 0	0- 2	OVERALL	0- 0	1- 1	15- 10				
9- 2	0- 0	0- 0	HOME	0- 0	0- 0	9- 2				
7- 10	0- 0	0- 2	AWAY	0- 0	1- 1	6- 7				
0- 1	0- 0	0- 0	NEUTRAL	0- 0	0- 0	0- 1				
4- 8	0- 0	0- 2	NON-CONFERENCE	0- 0	0- 1	4- 5				
2- 1	0- 0	0- 0	HOME	0- 0	0- 0	2- 1				
2- 7	0- 0	0- 2	AWAY	0- 0	0- 1	2- 4				
0- 0	0- 0	0- 0	NEUTRAL	0- 0	0- 0	0- 0				
12- 5	0- 0	0- 0	CONFERENCE	0- 0	1- 0	11- 5				
7- 1	0- 0	0- 0	HOME	0- 0	0- 0	7- 1				
5- 3	0- 0	0- 0	AWAY	0- 0	1- 0	4- 3				
0- 1	0- 0	0- 0	NEUTRAL	0- 0	0- 0	0- 1				

RPI S	Opponent	Score	RPI S	Opponent	Score	RPI S	Opponent	Score	RPI S	Opponent	Score	Team's RPI: 225
34	A Michigan	41 109	37	A West Virginia	49 95				132	A Cornell	55 67	
									147	A Hampton	67 62	
									154	A Brown	78 83	
									169	A Robert Morris	42 59	
									173	A Bethune-Cookman	54 75	
									182	A Cincinnati	56 66	
									259	A UMES	72 71	
									259	H UMES	71 40	
									274	H Vermont	64 57	
									280	A N.C. A&T	55 63	
									280	H N.C. A&T	69 61	
									280	N N.C. A&T	58 68	
									282	A Norfolk St.	68 60	
									288	H Mt. St. Mary's	95 62	
									290	H Coppin St.	66 58	
									293	H Savannah St.	55 49	
									320	H Ill.-Chicago	63 70	
									321	A NJIT	55 70	
									323	A St. Francis Brooklyn	78 63	
									324	A Florida A&M	51 55	
									324	H Florida A&M	72 58	
									329	H Morgan St.	72 73	
									335	A N.C. Central	73 50	
									335	H N.C. Central	62 48	
									339	A Fairleigh Dickinson	71 68	
									347	A Delaware St.	93 76	
LAST 12 Division I GAMES:												
280	N	N.C. A&T	58	68	329	H	Morgan St.	72	73			
347	A	Delaware St.	93	76	147	A	Hampton	67	62			
259	H	UMES	71	40	173	A	Bethune-Cookman	54	75			
282	A	Norfolk St.	68	60	324	A	Florida A&M	51	55			
335	H	N.C. Central	62	48	348	H	South Carolina St.	75	57			
280	H	N.C. A&T	69	61	293	H	Savannah St.	55	49			

Non-Div I Games:

Howard

RPI	S	Opponent	Score
348	H	South Carolina St.	75 57

Howard

Average RPI Win:	198	WON-LOST	WINNING	LAST 10	STRENGTH OF	OPP. STRENGTH	TEAM	ADJ.	CONF.	ADJ CONF.
Average RPI Loss:	88	RECORD	PCT. RANK	GAMES	SCHEDULE	OF SCHEDULE	RPI	RPI	RPI	RPI
DIV. I ONLY	22- 9	55	7- 3	132	150	69	69	11	11	
DIV. I NON-CONF.	8- 4	85	0- 1	112	188	75	75	11	11	
TOTALS	RPI 1-25	RPI 26-50	W-L RECORDS	RPI 51-100	RPI 101-150	RPI 150+				
22- 9	1- 0	3- 1	OVERALL	3- 6	1- 0	14- 2				
11- 2	1- 0	1- 0	HOME	2- 2	0- 0	7- 0				
9- 6	0- 0	1- 1	AWAY	1- 3	1- 0	6- 2				
2- 1	0- 0	1- 0	NEUTRAL	0- 1	0- 0	1- 0				
8- 4	1- 0	1- 0	NON-CONFERENCE	0- 4	1- 0	5- 0				
3- 2	1- 0	0- 0	HOME	0- 2	0- 0	2- 0				
5- 2	0- 0	1- 0	AWAY	0- 2	1- 0	3- 0				
0- 0	0- 0	0- 0	NEUTRAL	0- 0	0- 0	0- 0				
14- 5	0- 0	2- 1	CONFERENCE	3- 2	0- 0	9- 2				
8- 0	0- 0	1- 0	HOME	2- 0	0- 0	5- 0				
4- 4	0- 0	0- 1	AWAY	1- 1	0- 0	3- 2				
2- 1	0- 0	1- 0	NEUTRAL	0- 1	0- 0	1- 0				

RPI	S	Opponent	Score	RPI	S	Opponent	Score	RPI	S	Opponent	Score	RPI	S	Opponent	Score
22	H	Missouri	73 45	44	A	South Dakota St.	49 68	58	A	Belmont	72 78	149	A	VCU	71 62
				44	H	South Dakota St.	64 59	60	H	UNI	62 69	152	A	Omaha	44 64
				44	N	South Dakota St.	65 61	61	A	Western Ill.	76 72	152	H	Omaha	79 47
				46	A	Purdue	67 62	61	H	Western Ill.	66 52	162	A	Oral Roberts	45 54
								61	N	Western Ill.	69 77	162	H	Oral Roberts	53 41
								79	H	Ohio	65 71	246	H	Ga. Southern	83 57
								80	A	South Dakota	62 75	251	A	Miami (OH)	65 53
								80	H	South Dakota	63 42	254	A	Indiana St.	45 35
								93	A	Saint Louis	57 62	281	H	Tennessee Tech	77 63
												307	A	North Dakota St.	76 53
												307	H	North Dakota St.	71 58
												307	N	North Dakota St.	69 56
												312	A	Denver	67 45
												312	H	Denver	71 49
												319	A	Fort Wayne	62 48
												319	H	Fort Wayne	66 55
												320	A	Ill.-Chicago	67 57
LAST 12 Division I GAMES:															
93	A	Saint Louis	57 62	307	A	North Dakota St.	76 53								
61	N	Western Ill.	69 77	44	H	South Dakota St.	64 59								
44	N	South Dakota St.	65 61	312	A	Denver	67 45								
307	N	North Dakota St.	69 56	162	A	Oral Roberts	45 54								
319	H	Fort Wayne	66 55	152	H	Omaha	79 47								
80	H	South Dakota	63 42	319	A	Fort Wayne	62 48								

Non-Div I Games: Oakland City 95 62 Ind.-Northwest 89 36

IUPUI

Loss, Non-Conf, S Site, H Home A Away N Neutral

Average RPI Win:	238	WON-LOST	WINNING	LAST 10	STRENGTH OF	OPP. STRENGTH	TEAM	ADJ.	CONF.	ADJ CONF.
Average RPI Loss:	114	RECORD	PCT. RANK	GAMES	SCHEDULE	OF SCHEDULE	RPI	RPI	RPI	RPI
DIV. I ONLY	17- 15	152	6- 4	145	184	141	141	20	20	
DIV. I NON-CONF.	4- 7	221	1- 1	42	133	101	101	19	19	
TOTALS	RPI 1-25	RPI 26-50	W-L RECORDS	RPI 51-100	RPI 101-150	RPI 150+				
17- 15	0- 3	0- 0	OVERALL	0- 3	4- 5	13- 4				
6- 4	0- 0	0- 0	HOME	0- 1	2- 1	4- 2				
10- 7	0- 0	0- 0	AWAY	0- 0	2- 1	8- 0				
1- 4	0- 1	0- 0	NEUTRAL	0- 1	0- 2	1- 0				
4- 7	0- 3	0- 0	NON-CONFERENCE	0- 1	1- 2	3- 1				
1- 0	0- 0	0- 0	HOME	0- 0	0- 0	1- 0				
3- 4	0- 2	0- 0	AWAY	0- 0	1- 1	2- 1				
0- 3	0- 1	0- 0	NEUTRAL	0- 1	0- 1	0- 0				
13- 8	0- 0	0- 0	CONFERENCE	0- 2	3- 3	10- 3				
5- 4	0- 0	0- 0	HOME	0- 1	2- 1	3- 2				
7- 3	0- 0	0- 0	AWAY	0- 1	1- 1	6- 1				
1- 1	0- 0	0- 0	NEUTRAL	0- 0	0- 1	1- 0				

RPI 1-25				RPI 26-50				RPI 51-100				RPI 101+ Team's RPI: 141			
RPI	S	Opponent	Score	RPI	S	Opponent	Score	RPI	S	Opponent	Score	RPI	S	Opponent	Score
6	N	Oregon St.	49 60					59	A	Montana St.	64 80	116	N	UNLV	61 73
9	A	Washington	53 105					59	H	Montana St.	61 66	119	A	Wyoming	74 71
24	A	Oregon	70 73					60	N	UNI	74 76	128	H	Northern Colo.	67 71
												129	H	North Dakota	74 61
												137	A	Eastern Wash.	57 67
												137	A	Eastern Wash.	74 67
												137	H	Eastern Wash.	78 51
												137	N	Eastern Wash.	64 73
												142	A	Rice	80 86
												153	A	Idaho St.	69 80
												153	H	Idaho St.	60 67
												194	H	Utah St.	64 57
												211	A	Seattle U	68 64
												212	A	Portland St.	72 66
												237	A	Weber St.	82 77
												237	H	Weber St.	95 77
												240	A	Grand Canyon	60 64
												286	A	Sacramento St.	72 58
												289	A	Southern Utah	85 68
												289	H	Southern Utah	76 61
												289	N	Southern Utah	83 68
												292	A	Northern Ariz.	91 80
												292	H	Northern Ariz.	61 76
												325	A	Montana	86 59
												325	H	Montana	75 50
												346	A	Cal St. Fullerton	88 86
LAST 12 Division I GAMES:															
142	A	Rice	80 86	292	H	Northern Ariz.	61 76	237	A	Weber St.	82 77	292	H	Northern Ariz.	61 76
137	A	Eastern Wash.	74 67	153	A	Idaho St.	69 80	137	H	Eastern Wash.	78 51	325	A	Montana	86 59
194	H	Utah St.	64 57	129	H	North Dakota	74 61	128	H	Northern Colo.	67 71	325	H	Montana	75 50
137	N	Eastern Wash.	64 73	128	H	Northern Colo.	67 71								
289	N	Southern Utah	83 68												
289	H	Southern Utah	76 61												

Non-Div I Games: Lewis-Clark St. 85 49 Central Wash. 79 45

Idaho

Loss, Non-Conf, S Site, H Home A Away N Neutral

Ill.-Chicago

Through Games Of April 2, 2017

Average RPI Win:	239	WON-LOST	WINNING	LAST 10	STRENGTH OF	OPP. STRENGTH	TEAM	ADJ.	CONF.	ADJ CONF.
Average RPI Loss:	170	RECORD	PCT. RANK	GAMES	SCHEDULE	OF SCHEDULE	RPI	RPI	RPI	RPI
DIV. I ONLY	4- 25	333	2- 8	163	239	320	320	19	19	
DIV. I NON-CONF.	1- 8	314	0- 0	147	194	292	292	21	21	
TOTALS	RPI 1-25	RPI 26-50	W-L RECORDS	RPI 51-100	RPI 101-150	RPI 150+				
4- 25	0- 0	0- 2	OVERALL	0- 5	1- 6	3- 12				
2- 11	0- 0	0- 1	HOME	0- 1	1- 2	1- 7				
1- 13	0- 0	0- 1	AWAY	0- 4	0- 3	1- 5				
1- 1	0- 0	0- 0	NEUTRAL	0- 0	0- 1	1- 0				
1- 8	0- 0	0- 0	NON-CONFERENCE	0- 5	0- 0	1- 3				
0- 4	0- 0	0- 0	HOME	0- 1	0- 0	0- 3				
1- 4	0- 0	0- 0	AWAY	0- 4	0- 0	1- 0				
0- 0	0- 0	0- 0	NEUTRAL	0- 0	0- 0	0- 0				
3- 17	0- 0	0- 2	CONFERENCE	0- 0	1- 6	2- 9				
2- 7	0- 0	0- 1	HOME	0- 0	1- 2	1- 4				
0- 9	0- 0	0- 1	AWAY	0- 0	0- 3	0- 5				
1- 1	0- 0	0- 0	NEUTRAL	0- 0	0- 1	1- 0				

RPI S	Opponent	Score	RPI S	Opponent	Score	RPI S	Opponent	Score	RPI S	Opponent	Score	Team's RPI: 320
32	A Green Bay	31 65	32	H Green Bay	65 79	51	A Virginia	39 76	134	A Wright St.	51 62	
						54	A Central Mich.	55 77	134	H Wright St.	54 73	
						55	A Toledo	51 79	134	N Wright St.	52 79	
						68	A Northwestern	44 88	144	A Milwaukee	55 83	
						69	H IUPUI	57 67	144	H Milwaukee	65 88	
									145	A Detroit Mercy	76 98	
									145	H Detroit Mercy	63 62	
									155	A Oakland	58 81	
									155	H Oakland	50 78	
									183	A Cleveland St.	59 77	
									183	H Cleveland St.	59 63	
									225	A Howard	70 63	
									239	H Bradley	56 65	
									291	A Valparaiso	63 72	
									291	H Valparaiso	74 60	
									294	A Northern Ky.	49 66	
									294	H Northern Ky.	37 58	
									294	N Northern Ky.	72 60	
									308	H Illinois St.	52 59	
									317	A Youngstown St.	54 70	
									317	H Youngstown St.	59 65	
									319	H Fort Wayne	55 61	
LAST 12 Division I GAMES:												
134	N Wright St.	52 79	134	A Wright St.	51 62							
294	N Northern Ky.	72 60	294	A Northern Ky.	49 66							
291	A Valparaiso	63 72	317	H Youngstown St.	59 65							
32	A Green Bay	31 65	183	H Cleveland St.	59 63							
155	H Oakland	50 78	291	H Valparaiso	74 60							
145	H Detroit Mercy	63 62	294	H Northern Ky.	37 58							

Non-Div I Games: Lake Forest 84 48 Robert Morris (IL) 106 58

Ill.-Chicago

Loss, Non-Conf, S Site, H Home A Away N Neutral

Average RPI Win:	201	WON-LOST	WINNING	LAST 10	STRENGTH OF	OPP. STRENGTH	TEAM	ADJ.	CONF.	ADJ CONF.
Average RPI Loss:	78	RECORD	PCT. RANK	GAMES	SCHEDULE	OF SCHEDULE	RPI	RPI	RPI	RPI
DIV. I ONLY	9- 22	285	1- 9	61	79	208	208	5	5	
DIV. I NON-CONF.	5- 8	215	0- 0	105	247	222	222	5	5	
TOTALS	RPI 1-25	RPI 26-50	W-L RECORDS	RPI 51-100	RPI 101-150	RPI 150+				
9- 22	0- 3	0- 5	OVERALL	2- 11	1- 0	6- 3				
8- 9	0- 1	0- 3	HOME	2- 3	1- 0	5- 2				
0- 12	0- 2	0- 1	AWAY	0- 8	0- 0	0- 1				
1- 1	0- 0	0- 1	NEUTRAL	0- 0	0- 0	1- 0				
5- 8	0- 0	0- 0	NON-CONFERENCE	1- 6	1- 0	3- 2				
5- 4	0- 0	0- 0	HOME	1- 2	1- 0	3- 2				
0- 4	0- 0	0- 0	AWAY	0- 4	0- 0	0- 0				
0- 0	0- 0	0- 0	NEUTRAL	0- 0	0- 0	0- 0				
4- 14	0- 3	0- 5	CONFERENCE	1- 5	0- 0	3- 1				
3- 5	0- 1	0- 3	HOME	1- 1	0- 0	2- 0				
0- 8	0- 2	0- 1	AWAY	0- 4	0- 0	0- 1				
1- 1	0- 0	0- 1	NEUTRAL	0- 0	0- 0	1- 0				

RPI S	Opponent	Score	RPI S	Opponent	Score	RPI S	Opponent	Score	RPI S	Opponent	Score	Team's RPI: 208
15	A Maryland	59 84	34	H Michigan	70 86	54	A Central Mich.	51 82	134	H Wright St.	76 72	
15	H Maryland	49 94	43	A Michigan St.	47 71	66	A Iowa	58 78	168	H Memphis	54 64	
19	A Ohio St.	64 88	46	H Purdue	64 72	66	H Iowa	70 65	192	H Nebraska	79 59	
			46	N Purdue	58 72	68	A Northwestern	53 66	192	N Nebraska	79 70	
			49	H Indiana	60 74	70	A George Washington	56 72	207	A Wisconsin	55 59	
						72	A Minnesota	50 78	221	H Rutgers	78 41	
						79	A Ohio	68 80	244	H Marshall	53 55	
						80	A South Dakota	68 77	287	H Ark.-Pine Bluff	70 58	
						82	A Penn St.	66 82	315	H USC Upstate	77 57	
						82	H Penn St.	62 80	319	H Fort Wayne	56 33	
						84	H FGCU	82 73				
						91	H Wake Forest	70 79				
						96	H Mercer	33 51				
LAST 12 Division I GAMES:												
46	N Purdue	58 72	15	A Maryland	59 84							
192	N Nebraska	79 70	46	H Purdue	64 72							
49	H Indiana	60 74	34	H Michigan	70 86							
207	A Wisconsin	55 59	82	A Penn St.	66 82							
68	A Northwestern	53 66	15	H Maryland	49 94							
82	H Penn St.	62 80	19	A Ohio St.	64 88							

Non-Div I Games:

Illinois

Average RPI Win:	268	WON-LOST	WINNING	LAST 10	STRENGTH OF	OPP. STRENGTH	TEAM	ADJ.	CONF.	ADJ CONF.
Average RPI Loss:	150	RECORD	PCT. RANK	GAMES	SCHEDULE	OF SCHEDULE	RPI	RPI	RPI	RPI
DIV. I ONLY	8- 23	305	3- 7	235	193	308	308	17	17	
DIV. I NON-CONF.	3- 8	262	0- 0	265	198	301	301	14	14	
TOTALS	RPI 1-25	RPI 26-50	W-L RECORDS	RPI 51-100	RPI 101-150	RPI 150+				
8- 23	0- 0	0- 4	OVERALL	0- 4	0- 2	8- 13				
6- 9	0- 0	0- 1	HOME	0- 1	0- 2	6- 5				
1- 13	0- 0	0- 2	AWAY	0- 3	0- 0	1- 8				
1- 1	0- 0	0- 1	NEUTRAL	0- 0	0- 0	1- 0				
3- 8	0- 0	0- 1	NON-CONFERENCE	0- 2	0- 2	3- 3				
2- 4	0- 0	0- 0	HOME	0- 0	0- 2	2- 2				
1- 4	0- 0	0- 1	AWAY	0- 2	0- 0	1- 1				
0- 0	0- 0	0- 0	NEUTRAL	0- 0	0- 0	0- 0				
5- 15	0- 0	0- 3	CONFERENCE	0- 2	0- 0	5- 10				
4- 5	0- 0	0- 1	HOME	0- 1	0- 0	4- 3				
0- 9	0- 0	0- 1	AWAY	0- 1	0- 0	0- 7				
1- 1	0- 0	0- 1	NEUTRAL	0- 0	0- 0	1- 0				

RPI 1-25				RPI 26-50				RPI 51-100				RPI 101+				Team's RPI: 308	
RPI	S	Opponent	Score	RPI	S	Opponent	Score	RPI	S	Opponent	Score	RPI	S	Opponent	Score		
				28	A	Drake	49 101	60	A	UNI	51 82	136	H	Yale	45 59		
				28	H	Drake	36 87	60	H	UNI	40 78	144	H	Milwaukee	60 68		
				28	N	Drake	40 64	61	A	Western Ill.	50 80	167	A	Missouri St.	60 65		
				33	A	Arizona St.	40 76	86	A	Northern Ill.	66 108	167	H	Missouri St.	44 77		
												178	A	Wichita St.	45 67		
												178	H	Wichita St.	54 50		
												181	A	Southern Ill.	48 57		
												181	H	Southern Ill.	56 63		
												197	H	George Mason	46 72		
												207	H	Wisconsin	46 64		
												210	A	SIUE	80 92		
												233	A	Evansville	56 60		
												233	H	Evansville	71 58		
												239	A	Bradley	59 70		
												239	H	Bradley	71 63		
												254	A	Indiana St.	49 63		
												254	H	Indiana St.	47 65		
												254	N	Indiana St.	51 44		
												291	H	Valparaiso	77 56		
												297	H	Eastern Ill.	60 49		
												320	A	Ill.-Chicago	59 52		
												328	A	Loyola Chicago	61 64		
												328	H	Loyola Chicago	63 51		
LAST 12 Division I GAMES:																	
				28	N	Drake	40 64	178	H	Wichita St.	54 50						
				254	N	Indiana St.	51 44	60	A	UNI	51 82						
				239	A	Bradley	59 70	28	A	Drake	49 101						
				233	A	Evansville	56 60	328	H	Loyola Chicago	63 51						
				181	A	Southern Ill.	48 57	254	H	Indiana St.	47 65						
				167	H	Missouri St.	44 77	181	H	Southern Ill.	56 63						

Non-Div I Games:

Illinois St.

■ Loss,
■ Non-Conf,
■ S Site,
■ Home
■ A Away
N Neutral

Average RPI Win:	315	WON-LOST	WINNING	LAST 10	STRENGTH OF	OPP. STRENGTH	TEAM	ADJ.	CONF.	ADJ CONF.
Average RPI Loss:	206	RECORD	PCT. RANK	GAMES	SCHEDULE	OF SCHEDULE	RPI	RPI	RPI	RPI
DIV. I ONLY	7- 20	302	4- 6	341	289	334	334	27	27	
DIV. I NON-CONF.	0- 9	335	0- 0	333	245	348	348	27	27	
TOTALS	RPI 1-25	RPI 26-50	W-L RECORDS	RPI 51-100	RPI 101-150	RPI 150+				
7- 20	0- 0	0- 0	OVERALL	0- 2	0- 4	7- 14				
5- 6	0- 0	0- 0	HOME	0- 1	0- 2	5- 3				
2- 12	0- 0	0- 0	AWAY	0- 0	0- 0	2- 0				
0- 2	0- 0	0- 0	NEUTRAL	0- 0	0- 0	0- 2				
0- 9	0- 0	0- 0	NON-CONFERENCE	0- 0	0- 1	0- 8				
0- 2	0- 0	0- 0	HOME	0- 0	0- 1	0- 1				
0- 5	0- 0	0- 0	AWAY	0- 0	0- 0	0- 5				
0- 2	0- 0	0- 0	NEUTRAL	0- 0	0- 0	0- 2				
7- 11	0- 0	0- 0	CONFERENCE	0- 2	0- 3	7- 6				
5- 4	0- 0	0- 0	HOME	0- 1	0- 1	5- 2				
2- 7	0- 0	0- 0	AWAY	0- 1	0- 2	2- 4				
0- 0	0- 0	0- 0	NEUTRAL	0- 0	0- 0	0- 0				

RPI S	Opponent	Score	RPI S	Opponent	Score	RPI S	Opponent	Score	RPI S	Opponent	Score	Team's RPI: 334
						81	A Central Ark.	50 63	103	A Abilene Christian	45 68	
						98	H SFA	75 94	103	H Abilene Christian	66 75	
									138	A Lamar University	54 83	
									142	H Rice	43 60	
									166	A TCU	40 88	
									178	A Wichita St.	63 73	
									180	A Texas St.	50 67	
									184	A North Texas	61 84	
									194	N Utah St.	46 79	
									238	A New Orleans	58 84	
									238	H New Orleans	67 71	
									264	N Murray St.	68 72	
									268	A A&M-Corpus Christi	65 68	
									268	H A&M-Corpus Christi	63 56	
									283	A McNeese	61 78	
									285	H Eastern Mich.	47 66	
									298	A Nicholls St.	78 52	
									298	H Nicholls St.	69 63	
									305	H Northwestern St.	74 76	
									325	A Montana	56 61	
									330	A Southeastern La.	85 76	
									330	H Southeastern La.	96 56	
									338	A Houston Baptist	51 68	
									338	H Houston Baptist	69 54	
									340	H Sam Houston St.	82 55	
LAST 12 Division I GAMES:												
268	A	A&M-Corpus Christi	65	68	238	A	New Orleans	58	84			
103	A	Abilene Christian	45	68	338	H	Houston Baptist	69	54			
298	H	Nicholls St.	69	63	81	A	Central Ark.	50	63			
340	H	Sam Houston St.	82	55	103	H	Abilene Christian	66	75			
268	H	A&M-Corpus Christi	63	56	98	H	SFA	75	94			
283	A	McNeese	61	78	330	H	Southeastern La.	96	56			

Non-Div I Games: LSU-Alexandria 106 79 Tex. A&M-Kingsville 79 66

Indiana

Through Games Of April 2, 2017

Average RPI Win:	148	WON-LOST	WINNING	LAST 10	STRENGTH OF	OPP. STRENGTH	TEAM	ADJ.	CONF.	ADJ CONF.
Average RPI Loss:	53	RECORD	PCT. RANK	GAMES	SCHEDULE	OF SCHEDULE	RPI	RPI	RPI	RPI
DIV. I ONLY	23- 11	72	7- 3	71	74	49	49	5	5	
DIV. I NON-CONF.	13- 4	49	3- 1	154	106	65	65	5	5	
TOTALS	RPI 1-25	RPI 26-50	W-L RECORDS	RPI 51-100	RPI 101-150	RPI 150+				
23- 11	0- 2	2- 7	OVERALL	9- 1	2- 0	10- 1				
15- 3	0- 2	2- 1	HOME	6- 0	2- 0	5- 0				
6- 7	0- 0	0- 5	AWAY	2- 1	0- 0	4- 1				
2- 1	0- 0	0- 1	NEUTRAL	1- 0	0- 0	1- 0				
13- 4	0- 0	0- 4	NON-CONFERENCE	4- 0	2- 0	7- 0				
9- 1	0- 0	0- 1	HOME	2- 0	2- 0	5- 0				
2- 3	0- 0	0- 3	AWAY	1- 0	0- 0	1- 0				
2- 0	0- 0	0- 0	NEUTRAL	1- 0	0- 0	1- 0				
10- 7	0- 2	2- 3	CONFERENCE	5- 1	0- 0	3- 1				
6- 2	0- 2	2- 0	HOME	4- 0	0- 0	0- 0				
4- 4	0- 0	0- 2	AWAY	1- 1	0- 0	3- 1				
0- 1	0- 0	0- 1	NEUTRAL	0- 0	0- 0	0- 0				

RPI 1-25				RPI 26-50				Team's RPI: 49		RPI 51-100				RPI 101+			
RPI	S	Opponent	Score	RPI	S	Opponent	Score	RPI	S	Opponent	Score	RPI	S	Opponent	Score		
15	H	Maryland	56 92	34	A	Michigan	74 78	63	A	Chattanooga	79 76	112	H	Vanderbilt	94 61		
19	H	Ohio St.	82 92	34	H	Michigan	72 61	66	H	Iowa	80 77	125	H	Ball St.	71 58		
				36	A	North Carolina St.	70 84	68	A	Northwestern	67 80	155	H	Oakland	84 59		
				38	A	Western Ky.	74 85	68	H	Northwestern	66 38	184	A	North Texas	94 64		
				41	H	Villanova	57 69	72	H	Minnesota	78 62	192	A	Nebraska	64 67		
				43	A	Michigan St.	60 69	82	A	Penn St.	89 70	207	A	Wisconsin	78 54		
				46	H	Purdue	74 60	82	H	Penn St.	72 66	208	A	Illinois	74 60		
				46	N	Purdue	60 66	85	N	Florida	102 88	221	A	Rutgers	63 52		
				50	A	Auburn	67 71	93	H	Saint Louis	71 53	226	H	Presbyterian	71 37		
								95	H	SMU	64 44	262	N	Stony Brook	74 60		
												291	H	Valparaiso	87 58		
												294	H	Northern Ky.	100 49		
												343	H	UMass Lowell	79 45		
LAST 12 Division I GAMES:																	
				41	H	Villanova	57 69	66	H	Iowa	80 77						
				95	H	SMU	64 44	192	A	Nebraska	64 67						
				93	H	Saint Louis	71 53	34	H	Michigan	72 61						
				125	H	Ball St.	71 58	68	H	Northwestern	66 38						
				46	N	Purdue	60 66	221	A	Rutgers	63 52						
				208	A	Illinois	74 60	15	H	Maryland	56 92						

Non-Div I Games:

Indiana

■ Loss,
 ■ Non-Conf, S Site,
 ■ Home
 ■ Away
 N Neutral

Indiana St.

Through Games Of April 2, 2017

Average RPI Win:	247	WON-LOST	WINNING	LAST 10	STRENGTH OF	OPP. STRENGTH	TEAM	ADJ.	CONF.	ADJ CONF.
Average RPI Loss:	161	RECORD	PCT. RANK	GAMES	SCHEDULE	OF SCHEDULE	RPI	RPI	RPI	RPI
DIV. I ONLY	12- 18	225	2- 8	311	168	254	254	17	17	
DIV. I NON-CONF.	6- 5	143	0- 0	312	162	178	178	14	14	
TOTALS	RPI 1-25	RPI 26-50	W-L RECORDS	RPI 51-100	RPI 101-150	RPI 150+				
12- 18	0- 1	0- 2	OVERALL	1- 3	1- 0	10- 12				
5- 7	0- 0	0- 1	HOME	0- 2	1- 0	4- 4				
7- 10	0- 1	0- 1	AWAY	1- 1	0- 0	6- 7				
0- 1	0- 0	0- 0	NEUTRAL	0- 0	0- 0	0- 1				
6- 5	0- 1	0- 0	NON-CONFERENCE	1- 1	1- 0	4- 3				
2- 1	0- 0	0- 0	HOME	0- 1	1- 0	1- 0				
4- 4	0- 1	0- 0	AWAY	1- 0	0- 0	3- 3				
0- 0	0- 0	0- 0	NEUTRAL	0- 0	0- 0	0- 0				
6- 13	0- 0	0- 2	CONFERENCE	0- 2	0- 0	6- 9				
3- 6	0- 0	0- 1	HOME	0- 1	0- 0	3- 4				
3- 6	0- 0	0- 1	AWAY	0- 1	0- 0	3- 4				
0- 1	0- 0	0- 0	NEUTRAL	0- 0	0- 0	0- 1				

RPI 1-25			RPI 26-50			RPI 51-100			RPI 101+			Team's RPI: 254
RPI	S	Opponent	Score	RPI	S	Opponent	Score	RPI	S	Opponent	Score	
22	A	Missouri	48 77	28	A	Drake	62 76	60	A	UNI	47 59	150 H Tulsa 72 68
				28	H	Drake	45 64	60	H	UNI	59 61	152 A Omaha 45 72
								69	H	IUPUI	35 45	167 A Missouri St. 63 73
								93	A	Saint Louis	70 67	167 H Missouri St. 46 49
												178 A Wichita St. 43 67
												178 H Wichita St. 42 56
												181 A Southern Ill. 68 53
												181 H Southern Ill. 66 70
												182 A Cincinnati 63 55
												233 A Evansville 41 57
												233 H Evansville 44 52
												239 A Bradley 41 54
												239 H Bradley 58 51
												251 A Miami (OH) 62 54
												258 A Butler 48 66
												294 H Northern Ky. 58 38
												297 A Eastern Ill. 88 61
												308 A Illinois St. 65 47
												308 H Illinois St. 63 49
												308 N Illinois St. 44 51
												328 A Loyola Chicago 48 38
												328 H Loyola Chicago 53 32
												337 A Fla. Atlantic 67 70
LAST 12 Division I GAMES:												
				308	N	Illinois St.	44 51	28	H	Drake	45 64	
				233	H	Evansville	44 52	328	H	Loyola Chicago	53 32	
				181	H	Southern Ill.	66 70	239	A	Bradley	41 54	
				178	A	Wichita St.	43 67	308	A	Illinois St.	65 47	
				167	A	Missouri St.	63 73	167	H	Missouri St.	46 49	
				60	H	UNI	59 61	178	H	Wichita St.	42 56	

Non-Div I Games:

Indiana St.

■ Loss,
 ■ Non-Conf,
 ■ S Site,
 ■ H Home
 ■ A Away
 N Neutral

Average RPI Win: 224	WON-LOST	WINNING	LAST 10	STRENGTH OF	OPP. STRENGTH	TEAM	ADJ.	CONF.	ADJ CONF.
Average RPI Loss: 135	RECORD	PCT. RANK	GAMES	SCHEDULE	OF SCHEDULE	RPI	RPI	RPI	RPI
DIV. I ONLY	18- 13	122	5- 5	195	194	148	148	18	18
DIV. I NON-CONF.	5- 4	136	0- 0	145	204	136	136	17	17
TOTALS	RPI 1-25	RPI 26-50	W-L RECORDS	RPI 51-100	RPI 101-150	RPI 150+			
18- 13	0- 0	1- 2	OVERALL	0- 1	3- 4	14- 6			
11- 4	0- 0	1- 0	HOME	0- 0	2- 2	8- 2			
7- 8	0- 0	0- 1	AWAY	0- 1	1- 2	6- 4			
0- 1	0- 0	0- 1	NEUTRAL	0- 0	0- 0	0- 0			
5- 4	0- 0	0- 0	NON-CONFERENCE	0- 1	3- 2	2- 1			
4- 1	0- 0	0- 0	HOME	0- 0	2- 1	2- 0			
1- 3	0- 0	0- 0	AWAY	0- 1	1- 1	0- 1			
0- 0	0- 0	0- 0	NEUTRAL	0- 0	0- 0	0- 0			
13- 9	0- 0	1- 2	CONFERENCE	0- 0	0- 2	12- 5			
7- 3	0- 0	1- 0	HOME	0- 0	0- 1	6- 2			
6- 5	0- 0	0- 1	AWAY	0- 0	0- 1	6- 3			
0- 1	0- 0	0- 1	NEUTRAL	0- 0	0- 0	0- 0			

RPI S	Opponent	Score	RPI S	Opponent	Score	RPI S	Opponent	Score	RPI S	Opponent	Score	Team's RPI: 148
29	A Quinnipiac	45 53	29	H Quinnipiac	58 44	82	A Penn St.	67 80	107	A Rider	65 85	
29	H Quinnipiac		29	N Quinnipiac	59 64				107	H Rider	36 52	
									113	A Navy	68 73	
									115	H Fordham	55 46	
									122	H Saint Joseph's	58 57	
									127	H Duquesne	58 61	
									149	A VCU	59 57	
									165	A Fairfield	59 68	
									165	H Fairfield	65 55	
									179	A Siena	53 57	
									179	A Siena	67 47	
									179	H Siena	46 58	
									184	A North Texas	55 66	
									219	A Monmouth	65 75	
									219	H Monmouth	60 54	
									231	A Marist	48 37	
									231	H Marist	62 68	
									252	A Canisius	58 45	
									252	H Canisius	55 52	
									262	H Stony Brook	57 46	
									265	A Niagara	65 55	
									265	H Niagara	68 61	
									278	A Manhattan	76 62	
									278	H Manhattan	70 53	
									323	H St. Francis Brooklyn	62 46	
									326	A Saint Peter's	66 58	
LAST 12 Division I GAMES:												
29	N Quinnipiac	59 64	219	A Monmouth	65 75	107	H Rider	36 52	252	A Canisius	58 45	
179	A Siena	67 47	107	H Rider		265	A Niagara	65 55	29	H Quinnipiac	58 44	
179	A Siena	53 57	265	A Niagara		231	A Marist	48 37				
326	H Saint Peter's	51 50										
165	H Fairfield	65 55										
29	A Quinnipiac	45 53										

Non-Div I Games:

Iona

■ Loss,
 ■ Non-Conf,
 S Site,
 ■ Home
 ■ Away
 N Neutral

I
o
n
a

RPI S Opponent Iona Score

Through Games Of April 2, 2017

RPI	S	Opponent	Score
326	H	Saint Peter's	51 50

I
o
n
a

Iona

Average RPI Win:	138	WON-LOST	WINNING	LAST 10	STRENGTH OF	OPP. STRENGTH	TEAM	ADJ.	CONF.	ADJ CONF.
Average RPI Loss:	49	RECORD	PCT. RANK	GAMES	SCHEDULE	OF SCHEDULE	RPI	RPI	RPI	RPI
DIV. I ONLY	20- 14	119	5- 5	31	63	66	66	5	5	
DIV. I NON-CONF.	12- 5	72	3- 1	12	59	41	41	5	5	
TOTALS	RPI 1-25	RPI 26-50	W-L RECORDS	RPI 51-100	RPI 101-150	RPI 150+				
20- 14	0- 5	2- 5	OVERALL	7- 3	2- 0	9- 1				
17- 4	0- 2	1- 1	HOME	7- 1	1- 0	8- 0				
2- 8	0- 2	0- 4	AWAY	0- 1	1- 0	1- 1				
1- 2	0- 1	1- 0	NEUTRAL	0- 1	0- 0	0- 0				
12- 5	0- 2	1- 2	NON-CONFERENCE	5- 1	2- 0	4- 0				
10- 3	0- 1	0- 1	HOME	5- 1	1- 0	4- 0				
1- 1	0- 0	0- 1	AWAY	0- 0	1- 0	0- 0				
1- 1	0- 1	1- 0	NEUTRAL	0- 0	0- 0	0- 0				
8- 9	0- 3	1- 3	CONFERENCE	2- 2	0- 0	5- 1				
7- 1	0- 1	1- 0	HOME	2- 0	0- 0	4- 0				
1- 7	0- 2	0- 3	AWAY	0- 1	0- 0	1- 1				
0- 1	0- 0	0- 0	NEUTRAL	0- 1	0- 0	0- 0				

RPI 1-25				RPI 26-50				RPI 51-100 Team's RPI: 66				RPI 101+			
RPI	S	Opponent	Score	RPI	S	Opponent	Score	RPI	S	Opponent	Score	RPI	S	Opponent	Score
3	H	Notre Dame	58 73	28	A	Drake	76 81	60	H	UNI	88 39	129	A	North Dakota	75 60
8	N	UCLA	65 78	34	A	Michigan	70 72	64	H	Washington St.	66 74	147	H	Hampton	84 51
15	A	Maryland	81 100	42	N	James Madison	90 75	68	H	Northwestern	78 59	162	H	Oral Roberts	96 76
15	H	Maryland	82 98	43	H	Michigan St.	87 83	68	N	Northwestern	73 78	167	H	Missouri St.	95 74
19	A	Ohio St.	81 88	44	H	South Dakota St.	64 66	71	H	Iowa St.	88 76	169	H	Robert Morris	81 60
				46	A	Purdue	52 72	72	H	Minnesota	80 65	192	H	Nebraska	75 72
				49	A	Indiana	77 80	80	H	South Dakota	78 73	207	H	Wisconsin	71 60
								82	A	Penn St.	58 71	208	A	Illinois	65 70
								83	H	Colorado	80 62	208	H	Illinois	78 58
								99	H	Kent St.	83 48	221	A	Rutgers	71 59
												221	H	Rutgers	71 57
												310	H	Massachusetts	71 30
LAST 12 Division I GAMES:															
64	H	Washington St.	66 74	49	A	Indiana	77 80								
83	H	Colorado	80 62	46	A	Purdue	52 72								
80	H	South Dakota	78 73	68	H	Northwestern	78 59								
167	H	Missouri St.	95 74	19	A	Ohio St.	81 88								
68	N	Northwestern	73 78	43	H	Michigan St.	87 83								
207	H	Wisconsin	71 60	34	A	Michigan	70 72								

Non-Div I Games:

Iowa

■ Loss,
■ Non-Conf, S Site,
■ Home
■ Away
N Neutral

Average RPI Win: 147		WON-LOST	WINNING	LAST 10	STRENGTH OF	OPP. STRENGTH	TEAM	ADJ.	CONF.	ADJ CONF.
Average RPI Loss: 45		RECORD	PCT. RANK	GAMES	SCHEDULE	OF SCHEDULE	RPI	RPI	RPI	RPI
DIV. I ONLY		18- 13	122	6- 4	40	41	71	71	4	4
DIV. I NON-CONF.		9- 3	50	0- 1	92	176	78	78	3	3
TOTALS		RPI 1-25	RPI 26-50		W-L RECORDS		RPI 51-100	RPI 101-150	RPI 150+	
18- 13	1- 6	4- 3		OVERALL		3- 2	1- 1	9- 1		
15- 4	0- 4	3- 0		HOME		3- 0	1- 0	8- 0		
3- 7	1- 2	1- 1		AWAY		0- 2	0- 1	1- 1		
0- 2	0- 0	0- 2		NEUTRAL		0- 0	0- 0	0- 0		
9- 3	0- 1	1- 1		NON-CONFERENCE		2- 1	0- 0	6- 0		
9- 1	0- 1	1- 0		HOME		2- 0	0- 0	6- 0		
0- 1	0- 0	0- 0		AWAY		0- 1	0- 0	0- 0		
0- 1	0- 0	0- 1		NEUTRAL		0- 0	0- 0	0- 0		
9- 10	1- 5	3- 2		CONFERENCE		1- 1	1- 1	3- 1		
6- 3	0- 3	2- 0		HOME		1- 0	1- 0	2- 0		
3- 6	1- 2	1- 1		AWAY		0- 1	0- 1	1- 1		
0- 1	0- 0	0- 1		NEUTRAL		0- 0	0- 0	0- 0		

RPI	S	Opponent	Score	RPI	S	Opponent	Score	RPI	S	Opponent	Score	RPI	S	Opponent	Score
4	H	Mississippi St.	81 85	26	A	Kansas St.	68 80	60	H	UNI	76 68	111	A	Texas Tech	66 75
7	A	Baylor	42 68	26	H	Kansas St.	75 69	66	A	Iowa	76 88	111	H	Texas Tech	79 68
7	H	Baylor	52 83	26	N	Kansas St.	67 74	86	H	Northern Ill.	97 89	166	A	TCU	75 80
13	A	Texas	70 66	28	H	Drake	75 67	92	A	Oklahoma St.	59 71	166	H	TCU	72 69
13	H	Texas	68 75	31	N	Syracuse	65 85	92	H	Oklahoma St.	61 48	191	A	Kansas	90 75
20	A	Oklahoma	63 78	37	A	West Virginia	80 55					191	H	Kansas	87 58
20	H	Oklahoma	57 67	37	H	West Virginia	68 53					201	H	UC Santa Barbara	77 60
LAST 12 Division I GAMES:															
				31	N	Syracuse	65 85	111	H	Texas Tech	79 68				
				26	N	Kansas St.	67 74	26	A	Kansas St.	68 80				
				92	H	Oklahoma St.	61 48	37	A	West Virginia	80 55				
				13	A	Texas	70 66	7	H	Baylor	52 83				
				191	A	Kansas	90 75	166	H	TCU	72 69				
				37	H	West Virginia	68 53	20	A	Oklahoma	63 78				

Non-Div I Games:

Iowa St.

Season 2017-2018				Through Games of April 17, 2017						
Average RPI Win:	291	WON-LOST	WINNING	LAST 10	STRENGTH OF	OPP. STRENGTH	TEAM	ADJ.	CONF.	ADJ CONF.
Average RPI Loss:	245	RECORD	PCT. RANK	GAMES	SCHEDULE	OF SCHEDULE	RPI	RPI	RPI	RPI
DIV. I ONLY	8- 16	262	5- 5	349	341	333	333	30	30	
DIV. I NON-CONF.	2- 4	231	0- 0	347	340	330	330	30	30	
TOTALS	RPI 1-25	RPI 26-50	W-L RECORDS	RPI 51-100	RPI 101-150	RPI 150+				
8- 16	0- 0	0- 0	OVERALL	0- 0	0- 1	8- 15				
4- 6	0- 0	0- 0	HOME	0- 0	0- 0	4- 6				
3- 10	0- 0	0- 0	AWAY	0- 0	0- 0	3- 3				
1- 0	0- 0	0- 0	NEUTRAL	0- 0	0- 0	1- 0				
2- 4	0- 0	0- 0	NON-CONFERENCE	0- 0	0- 1	2- 3				
1- 0	0- 0	0- 0	HOME	0- 0	0- 0	1- 0				
0- 4	0- 0	0- 0	AWAY	0- 0	0- 1	0- 3				
1- 0	0- 0	0- 0	NEUTRAL	0- 0	0- 0	1- 0				
6- 12	0- 0	0- 0	CONFERENCE	0- 0	0- 0	6- 12				
3- 6	0- 0	0- 0	HOME	0- 0	0- 0	3- 6				
3- 6	0- 0	0- 0	AWAY	0- 0	0- 0	3- 6				
0- 0	0- 0	0- 0	NEUTRAL	0- 0	0- 0	0- 0				

RPI 1-25				RPI 26-50				RPI 51-100				RPI 101+			
RPI	S	Opponent	Score	RPI	S	Opponent	Score	RPI	S	Opponent	Score	RPI	S	Opponent	Score
												131	A	Ole Miss	41 89
												158	A	Texas Southern	52 62
												158	H	Texas Southern	63 66
												193	A	Grambling	85 90
												193	H	Grambling	57 60
												209	A	Alabama St.	64 73
												209	H	Alabama St.	68 62
												228	N	Saint Francis (PA)	88 84
												230	A	Southern U.	61 80
												230	H	Southern U.	56 85
												266	A	Prairie View	63 73
												266	H	Prairie View	74 60
												287	A	Ark.-Pine Bluff	80 56
												287	H	Ark.-Pine Bluff	71 78
												298	A	Nicholls St.	76 83
												303	A	Alcorn	51 74
												303	H	Alcorn	53 70
												305	A	Northwestern St.	65 83
												311	A	Mississippi Val.	63 60
												311	H	Mississippi Val.	57 62
												330	H	Southeastern La.	83 66
												337	A	Fla. Atlantic	58 67
												349	A	Alabama A&M	64 54
												349	H	Alabama A&M	58 49
				LAST 12 Division I GAMES:											
				209	H	Alabama St.	68 62	266	H	Prairie View	74 60				
				349	H	Alabama A&M	58 49	230	A	Southern U.	61 80				
				287	A	Ark.-Pine Bluff	80 56	303	A	Alcorn	51 74				
				311	A	Mississippi Val.	63 60	287	H	Ark.-Pine Bluff	71 78				
				193	H	Grambling	57 60	311	H	Mississippi Val.	57 62				
				158	H	Texas Southern	63 66	193	A	Grambling	85 90				

Non-Div I Games:	Blue Mountain	86	54	LeMoyn	Owen	88	67	Lane	57	52	Fisk	93	54	Jackson St.
------------------	---------------	----	----	--------	------	----	----	------	----	----	------	----	----	-------------

■ Loss, ■ Non-Conf, S Site, H Home A Away N Neutral

Jacksonville

Through Games Of April 2, 2017

Average RPI Win:	257	WON-LOST	WINNING	LAST 10	STRENGTH OF	OPP. STRENGTH	TEAM	ADJ.	CONF.	ADJ CONF.
Average RPI Loss:	74	RECORD	PCT. RANK	GAMES	SCHEDULE	OF SCHEDULE	RPI	RPI	RPI	RPI
DIV. I ONLY	20- 9	63	7- 3	233	187	104	104	25	25	
DIV. I NON-CONF.	8- 5	112	0- 1	134	99	77	77	24	24	
TOTALS	RPI 1-25	RPI 26-50	W-L RECORDS	RPI 51-100	RPI 101-150	RPI 150+				
20- 9	0- 1	0- 3	OVERALL	2- 2	1- 3	17- 0				
11- 1	0- 0	0- 0	HOME	1- 0	1- 1	9- 0				
7- 7	0- 1	0- 3	AWAY	0- 2	0- 1	7- 0				
2- 1	0- 0	0- 0	NEUTRAL	1- 0	0- 1	1- 0				
8- 5	0- 1	0- 3	NON-CONFERENCE	1- 0	1- 1	6- 0				
4- 0	0- 0	0- 0	HOME	0- 0	1- 0	3- 0				
2- 4	0- 1	0- 3	AWAY	0- 0	0- 0	2- 0				
2- 1	0- 0	0- 0	NEUTRAL	1- 0	0- 1	1- 0				
12- 4	0- 0	0- 0	CONFERENCE	1- 2	0- 2	11- 0				
7- 1	0- 0	0- 0	HOME	1- 0	0- 1	6- 0				
5- 3	0- 0	0- 0	AWAY	0- 2	0- 1	5- 0				
0- 0	0- 0	0- 0	NEUTRAL	0- 0	0- 0	0- 0				

RPI 1-25			RPI 26-50			RPI 51-100			RPI 101+ Team's RPI: 104		
RPI	S	Opponent	Score	RPI	S	Opponent	Score	RPI	S	Opponent	Score
11	A	Florida St.	47 90	35	A	South Fla.	52 64	73	N	UC Davis	61 54
				45	A	Georgia Tech	55 71	84	A	FGCU	57 60
				50	A	Auburn	41 53	84	A	FGCU	64 68
								84	H	FGCU	73 65
LAST 12 Division I GAMES:											
45	A	Georgia Tech	55 71	315	H	USC Upstate	59 46	101	H	Troy	77 70
84	A	FGCU	64 68	321	H	NJIT	75 59	117	A	Stetson	47 57
304	H	Lipscomb	91 64	117	A	Stetson	47 57	117	H	Stetson	49 65
296	A	North Florida	69 59	84	H	FGCU	73 65	121	N	North Carolina	57 87
273	A	Kennesaw St.	74 62	117	H	Stetson	49 65	173	H	Bethune-Cookman	69 63
304	A	Lipscomb	73 67	84	A	FGCU	57 60	234	N	Wofford	66 60
								247	H	South Ala.	62 55
								273	A	Kennesaw St.	74 62
								273	H	Kennesaw St.	72 48
								293	A	Savannah St.	55 40
								296	A	North Florida	69 59
								296	H	North Florida	68 58
								298	H	Nicholls St.	76 71
								304	A	Lipscomb	73 67
								304	H	Lipscomb	84 60
								304	H	Lipscomb	91 64
								309	A	FIU	71 56
								315	A	USC Upstate	65 47
								315	H	USC Upstate	59 46
								321	A	NJIT	75 56
								321	H	NJIT	75 59

Non-Div I Games: Thomas (GA) 100 43 Johnson & Wales (FI110 31 Fla. Memorial 76 51

Jacksonville

Loss, Non-Conf, S Site, H Home A Away N Neutral

Average RPI Win:	271	WON-LOST	WINNING	LAST 10	STRENGTH OF	OPP. STRENGTH	TEAM	ADJ.	CONF.	ADJ CONF.
Average RPI Loss:	194	RECORD	PCT. RANK	GAMES	SCHEDULE	OF SCHEDULE	RPI	RPI	RPI	RPI
DIV. I ONLY	12- 15	207	5- 5	302	285	249	249	26	26	
DIV. I NON-CONF.	6- 5	143	0- 0	327	277	212	212	26	26	
TOTALS	RPI 1-25	RPI 26-50	W-L RECORDS	RPI 51-100	RPI 101-150	RPI 150+				
12- 15	0- 1	0- 0	OVERALL	0- 2	0- 2	12- 10				
7- 5	0- 0	0- 0	HOME	0- 1	0- 1	7- 3				
4- 10	0- 1	0- 0	AWAY	0- 1	0- 1	4- 7				
1- 0	0- 0	0- 0	NEUTRAL	0- 0	0- 0	1- 0				
6- 5	0- 1	0- 0	NON-CONFERENCE	0- 0	0- 2	6- 2				
2- 2	0- 0	0- 0	HOME	0- 0	0- 1	2- 1				
3- 3	0- 1	0- 0	AWAY	0- 0	0- 1	3- 1				
1- 0	0- 0	0- 0	NEUTRAL	0- 0	0- 0	1- 0				
6- 10	0- 0	0- 0	CONFERENCE	0- 2	0- 0	6- 8				
5- 3	0- 0	0- 0	HOME	0- 1	0- 0	5- 2				
1- 7	0- 0	0- 0	AWAY	0- 1	0- 0	1- 6				
0- 0	0- 0	0- 0	NEUTRAL	0- 0	0- 0	0- 0				

RPI	S	Opponent	Score	RPI	S	Opponent	Score	RPI	S	Opponent	Score	RPI	S	Opponent	Score	Team's RPI: 249
11	A	Florida St.	62 73					58	A	Belmont	52 61	108	H	Clemson	63 69	
								58	H	Belmont	53 54	131	A	Ole Miss	50 68	
												177	A	Morehead St.	82 85	
												177	H	Morehead St.	69 68	
												210	A	SIUE	62 69	
												223	A	UT Martin	83 94	
												238	H	New Orleans	79 81	
												246	H	Ga. Southern	67 55	
												255	A	Tennessee St.	51 64	
												255	H	Tennessee St.	69 56	
												263	H	Austin Peay	65 45	
												264	H	Murray St.	64 71	
												267	H	Southeast Mo. St.	58 65	
												271	A	Eastern Ky.	54 49	
												271	H	Eastern Ky.	71 61	
												273	A	Kennesaw St.	65 59	
												281	A	Tennessee Tech	54 56	
												281	H	Tennessee Tech	57 44	
												293	A	Savannah St.	64 57	
												297	A	Eastern Ill.	67 71	
												298	H	Nicholls St.	75 52	
												303	A	Alcorn	70 66	
												324	N	Florida A&M	66 54	
												337	A	Fla. Atlantic	55 63	
LAST 12 Division I GAMES:																
177	A	Morehead St.	82 85	267	H	Southeast Mo. St.	58 65									
271	H	Eastern Ky.	71 61	177	H	Morehead St.	69 68									
281	H	Tennessee Tech	57 44	271	A	Eastern Ky.	54 49									
255	H	Tennessee St.	69 56	255	A	Tennessee St.	51 64									
58	A	Belmont	52 61	58	H	Belmont	53 54									
210	A	SIUE	62 69	281	A	Tennessee Tech	54 56									

Non-Div I Games: Brewton Parker 89 26

Jacksonville St.

■ Loss,
 ■ Non-Conf,
 ■ S Site,
 ■ Home
 ■ A Away
 N Neutral

Average RPI Win:	153	WON-LOST	WINNING	LAST 10	STRENGTH OF	OPP. STRENGTH	TEAM	ADJ.	CONF.	ADJ CONF.
Average RPI Loss:	86	RECORD	PCT. RANK	GAMES	SCHEDULE	OF SCHEDULE	RPI	RPI	RPI	RPI
DIV. I ONLY	26- 9	35	7- 3	76	83	42	42	9	9	
DIV. I NON-CONF.	9- 5	102	2- 1	87	32	73	73	8	8	
TOTALS	RPI 1-25	RPI 26-50	W-L RECORDS	RPI 51-100	RPI 101-150	RPI 150+				
26- 9	0- 2	2- 2	OVERALL	5- 2	6- 1	13- 2				
14- 5	0- 1	1- 2	HOME	4- 0	3- 1	6- 1				
11- 3	0- 1	1- 0	AWAY	1- 1	3- 0	6- 1				
1- 1	0- 0	0- 0	NEUTRAL	0- 1	0- 0	1- 0				
9- 5	0- 2	0- 1	NON-CONFERENCE	2- 2	3- 0	4- 0				
5- 2	0- 1	0- 1	HOME	2- 0	2- 0	1- 0				
3- 2	0- 1	0- 0	AWAY	0- 1	1- 0	2- 0				
1- 1	0- 0	0- 0	NEUTRAL	0- 1	0- 0	1- 0				
17- 4	0- 0	2- 1	CONFERENCE	3- 0	3- 1	9- 2				
9- 3	0- 0	1- 1	HOME	2- 0	1- 1	5- 1				
8- 1	0- 0	1- 0	AWAY	1- 0	2- 0	4- 1				
0- 0	0- 0	0- 0	NEUTRAL	0- 0	0- 0	0- 0				

RPI 1-25				RPI 26-50				Team's RPI: 42	RPI 51-100				RPI 101+			
RPI	S	Opponent	Score	RPI	S	Opponent	Score		RPI	S	Opponent	Score	RPI	S	Opponent	Score
11	A	Florida St.	64 84	27	A	Elon	76 70		51	H	Virginia	61 55	122	A	Saint Joseph's	85 72
18	H	Tennessee	69 81	27	H	Elon	60 78		62	A	St. John's (NY)	63 74	124	A	William & Mary	79 64
				27	H	Elon	61 54		66	N	Iowa	75 90	124	H	William & Mary	53 62
				41	H	Villanova	67 69		88	A	Drexel	74 64	126	H	Radford	80 59
									88	H	Drexel	54 47	140	A	Delaware	66 51
									88	H	Drexel	76 68	140	H	Delaware	77 42
									91	H	Wake Forest	83 76	147	H	Hampton	71 50
													153	N	Idaho St.	83 53
													161	A	Northeastern	67 49
													161	H	Northeastern	74 54
													187	A	Hofstra	61 50
													187	H	Hofstra	93 57
													214	A	Towson	51 54
													214	H	Towson	55 60
													217	A	UNCW	70 59
													217	H	UNCW	52 27
													217	H	UNCW	73 51
													218	A	Col. of Charleston	84 78
													218	H	Col. of Charleston	74 60
													221	A	Rutgers	82 76
													241	A	Liberty	62 48
													323	H	St. Francis Brooklyn	83 57
LAST 12 Division I GAMES:																
				41	H	Villanova	67 69		218	H	Col. of Charleston	74 60				
				51	H	Virginia	61 55		124	H	William & Mary	53 62				
				126	H	Radford	80 59		88	A	Drexel	74 64				
				27	H	Elon	60 78		218	A	Col. of Charleston	84 78				
				88	H	Drexel	76 68		217	A	UNCW	70 59				
				217	H	UNCW	52 27		27	H	Elon	61 54				

Non-Div I Games:

James Madison

■ Loss,
■ Non-Conf, S Site,
■ Home
■ Away
N Neutral

Average RPI Win: 160	WON-LOST	WINNING	LAST 10	STRENGTH OF	OPP. STRENGTH	TEAM	ADJ.	CONF.	ADJ CONF.
Average RPI Loss: 64	RECORD	PCT. RANK	GAMES	SCHEDULE	OF SCHEDULE	RPI	RPI	RPI	RPI
DIV. I ONLY	8- 22	296	2- 8	41	31	191	191	4	4
DIV. I NON-CONF.	6- 5	143	0- 0	110	123	153	153	3	3
TOTALS	RPI 1-25	RPI 26-50	W-L RECORDS	RPI 51-100	RPI 101-150	RPI 150+			
8- 22	0- 7	0- 5	OVERALL	1- 5	3- 2	4- 3			
7- 10	0- 3	0- 3	HOME	1- 2	3- 0	3- 2			
1- 11	0- 4	0- 2	AWAY	0- 2	0- 2	1- 1			
0- 1	0- 0	0- 0	NEUTRAL	0- 1	0- 0	0- 0			
6- 5	0- 1	0- 1	NON-CONFERENCE	0- 1	2- 1	4- 1			
5- 3	0- 0	0- 1	HOME	0- 1	2- 0	3- 1			
1- 2	0- 1	0- 0	AWAY	0- 0	0- 1	1- 0			
0- 0	0- 0	0- 0	NEUTRAL	0- 0	0- 0	0- 0			
2- 17	0- 6	0- 4	CONFERENCE	1- 4	1- 1	0- 2			
2- 7	0- 3	0- 2	HOME	1- 1	1- 0	0- 1			
0- 9	0- 3	0- 2	AWAY	0- 2	0- 1	0- 1			
0- 1	0- 0	0- 0	NEUTRAL	0- 1	0- 0	0- 0			

RPI	S	Opponent	Score	RPI	S	Opponent	Score	RPI	S	Opponent	Score	RPI	S	Opponent	Score	Team's RPI: 191
7	A	Baylor	43 90	26	A	Kansas St.	60 73	71	A	Iowa St.	58 87	109	A	Alabama	65 71	
7	H	Baylor	43 92	26	H	Kansas St.	54 61	71	H	Iowa St.	75 90	111	A	Texas Tech	60 75	
13	A	Texas	42 75	37	A	West Virginia	54 73	92	A	Oklahoma St.	70 74	111	H	Texas Tech	66 60	
13	H	Texas	54 66	37	H	West Virginia	51 62	92	H	Oklahoma St.	67 49	123	H	Arizona	75 51	
20	A	Oklahoma	52 89	47	H	Harvard	59 69	92	N	Oklahoma St.	75 79	129	H	North Dakota	76 71	
20	H	Oklahoma	54 84					95	H	SMU	63 75	162	H	Oral Roberts	64 56	
21	A	Creighton	49 69									166	A	TCU	68 83	
												166	H	TCU	68 80	
												167	H	Missouri St.	64 87	
												168	A	Memphis	68 58	
												189	H	UC Riverside	90 84	
												302	H	Rhode Island	72 36	
LAST 12 Division I GAMES:																
		92 N Oklahoma St.	75 79			92 H Oklahoma St.	67 49									
		37 A West Virginia	54 73			166 H TCU	68 80									
		26 H Kansas St.	54 61			20 A Oklahoma	52 89									
		71 H Iowa St.	75 90			111 H Texas Tech	66 60									
		111 A Texas Tech	60 75			92 A Oklahoma St.	70 74									
		13 A Texas	42 75			166 A TCU	68 83									

Non-Div I Games:

Kansas

■ Loss,
 ■ Non-Conf,
 ■ S Site,
 ■ H Home
 ■ A Away
 N Neutral

Average RPI Win:	121	WON-LOST	WINNING	LAST 10	STRENGTH OF	OPP. STRENGTH	TEAM	ADJ.	CONF.	ADJ CONF.
Average RPI Loss:	22	RECORD	PCT. RANK	GAMES	SCHEDULE	OF SCHEDULE	RPI	RPI	RPI	RPI
DIV. I ONLY	23- 11	72	6- 4	22	14	26	26	4	4	
DIV. I NON-CONF.	11- 3	39	1- 1	40	24	29	29	3	3	
TOTALS	RPI 1-25	RPI 26-50	W-L RECORDS	RPI 51-100	RPI 101-150	RPI 150+				
23- 11	1- 8	5- 1	OVERALL	5- 2	5- 0	7- 0				
14- 4	1- 4	3- 0	HOME	3- 0	4- 0	3- 0				
5- 6	0- 3	0- 1	AWAY	1- 2	1- 0	3- 0				
4- 1	0- 1	2- 0	NEUTRAL	1- 0	0- 0	1- 0				
11- 3	0- 2	4- 0	NON-CONFERENCE	1- 1	3- 0	3- 0				
7- 2	0- 2	2- 0	HOME	1- 0	3- 0	1- 0				
1- 1	0- 0	0- 0	AWAY	0- 1	0- 0	1- 0				
3- 0	0- 0	2- 0	NEUTRAL	0- 0	0- 0	1- 0				
12- 8	1- 6	1- 1	CONFERENCE	4- 1	2- 0	4- 0				
7- 2	1- 2	1- 0	HOME	2- 0	1- 0	2- 0				
4- 5	0- 3	0- 1	AWAY	1- 1	1- 0	2- 0				
1- 1	0- 1	0- 0	NEUTRAL	1- 0	0- 0	0- 0				

RPI 1-25				RPI 26-50				RPI 51-100				RPI 101+			
RPI	S	Opponent	Score	RPI	S	Opponent	Score	RPI	S	Opponent	Score	RPI	S	Opponent	Score
1	H	UConn	58 75	28	H	Drake	67 54	60	A	UNI	59 67	111	A	Texas Tech	65 53
5	H	Stanford	48 69	36	N	North Carolina St.	67 50	71	A	Iowa St.	69 75	111	H	Texas Tech	68 54
7	A	Baylor	57 87	37	A	West Virginia	59 66	71	H	Iowa St.	80 68	118	H	Princeton	60 42
7	H	Baylor	49 91	37	H	West Virginia	86 71	71	N	Iowa St.	74 67	138	H	Lamar University	68 43
7	N	Baylor	71 88	40	N	LSU	69 54	92	A	Oklahoma St.	63 43	150	H	Tulsa	82 62
13	A	Texas	58 63	50	H	Auburn	71 66	92	H	Oklahoma St.	74 69	152	A	Omaha	70 57
13	H	Texas	61 69					97	H	UT Arlington	62 49	166	A	TCU	68 65
20	A	Oklahoma	80 85									166	H	TCU	74 63
20	H	Oklahoma	79 71									191	A	Kansas	61 54
												191	H	Kansas	73 60
												300	N	UTEP	61 40
												344	H	Chicago St.	83 33
LAST 12 Division I GAMES:															
5	H	Stanford	48 69	20	H	Oklahoma	79 71								
28	H	Drake	67 54	166	A	TCU	68 65								
7	N	Baylor	71 88	37	A	West Virginia	59 66								
71	N	Iowa St.	74 67	71	H	Iowa St.	80 68								
13	H	Texas	61 69	13	A	Texas	58 63								
191	A	Kansas	61 54	111	A	Texas Tech	65 53								

Non-Div I Games:

Kansas St.

Average RPI Win:	309	WON-LOST	WINNING	LAST 10	STRENGTH OF	OPP. STRENGTH	TEAM	ADJ.	CONF.	ADJ CONF.
Average RPI Loss:	150	RECORD	PCT. RANK	GAMES	SCHEDULE	OF SCHEDULE	RPI	RPI	RPI	RPI
DIV. I ONLY	10- 20	262	6- 4	221	278	273	273	25	25	
DIV. I NON-CONF.	1- 13	334	0- 0	229	260	338	338	24	24	
TOTALS	RPI 1-25	RPI 26-50	W-L RECORDS	RPI 51-100	RPI 101-150	RPI 150+				
10- 20	0- 1	0- 1	OVERALL	0- 4	0- 6	10- 8				
6- 8	0- 1	0- 1	HOME	0- 1	0- 2	6- 3				
4- 9	0- 0	0- 0	AWAY	0- 0	0- 1	4- 0				
0- 3	0- 0	0- 0	NEUTRAL	0- 0	0- 0	0- 3				
1- 13	0- 1	0- 1	NON-CONFERENCE	0- 2	0- 1	1- 8				
1- 5	0- 1	0- 1	HOME	0- 0	0- 0	1- 3				
0- 5	0- 0	0- 0	AWAY	0- 2	0- 1	0- 2				
0- 3	0- 0	0- 0	NEUTRAL	0- 0	0- 0	0- 3				
9- 7	0- 0	0- 0	CONFERENCE	0- 2	0- 5	9- 0				
5- 3	0- 0	0- 0	HOME	0- 1	0- 2	5- 0				
4- 4	0- 0	0- 0	AWAY	0- 1	0- 3	4- 0				
0- 0	0- 0	0- 0	NEUTRAL	0- 0	0- 0	0- 0				

RPI 1-25				RPI 26-50				RPI 51-100				RPI 101+ Team's RPI: 273			
RPI	S	Opponent	Score	RPI	S	Opponent	Score	RPI	S	Opponent	Score	RPI	S	Opponent	Score
25	H	Temple	38 79	45	H	Georgia Tech	49 86	84	A	FGCU	35 69	104	A	Jacksonville	48 72
								84	H	FGCU	56 75	104	H	Jacksonville	62 74
								87	A	Georgia	40 82	112	A	Vanderbilt	54 86
								96	A	Mercer	46 61	117	A	Stetson	48 78
												117	A	Stetson	43 60
												117	H	Stetson	56 65
												177	H	Morehead St.	50 71
												203	N	Xavier	52 75
												212	N	Portland St.	61 71
												234	H	Wofford	49 78
												249	H	Jacksonville St.	59 65
												257	A	Georgia St.	59 62
												263	A	Austin Peay	49 68
												293	H	Savannah St.	72 60
												296	A	North Florida	67 61
												296	H	North Florida	52 48
												304	A	Lipscomb	70 55
												304	H	Lipscomb	96 69
												315	A	USC Upstate	79 71
												315	H	USC Upstate	74 67
												318	N	Arkansas St.	67 70
												321	A	NJIT	66 56
												321	H	NJIT	62 60
												321	H	NJIT	75 64
LAST 12 Division I GAMES:															
				117	A	Stetson	48 78					84	A	FGCU	35 69
				321	H	NJIT	62 60					321	A	NJIT	66 56
				304	H	Lipscomb	96 69					315	H	USC Upstate	74 67
				104	H	Jacksonville	62 74					321	H	NJIT	75 64
				296	H	North Florida	52 48					315	A	USC Upstate	79 71
				117	A	Stetson	43 60					296	A	North Florida	67 61

Non-Div I Games:

Kennesaw St.

■ Loss,
 ■ Non-Conf,
 S Site,
 ■ Home
 ■ Away
 N Neutral

Average RPI Win:	206	WON-LOST	WINNING	LAST 10	STRENGTH OF	OPP. STRENGTH	TEAM	ADJ.	CONF.	ADJ CONF.
Average RPI Loss:	80	RECORD	PCT. RANK	GAMES	SCHEDULE	OF SCHEDULE	RPI	RPI	RPI	RPI
DIV. I ONLY	19- 13	116	7- 3	95	110	99	99	10	10	
DIV. I NON-CONF.	6- 7	177	0- 1	69	156	133	133	10	10	
TOTALS	RPI 1-25	RPI 26-50	W-L RECORDS	RPI 51-100	RPI 101-150	RPI 150+				
19- 13	0- 1	0- 2	OVERALL	4- 6	2- 3	13- 1				
11- 3	0- 0	0- 0	HOME	2- 2	1- 0	8- 1				
7- 7	0- 0	0- 1	AWAY	1- 3	1- 3	5- 0				
1- 3	0- 1	0- 1	NEUTRAL	1- 1	0- 0	0- 0				
6- 7	0- 1	0- 2	NON-CONFERENCE	1- 2	1- 1	4- 1				
4- 1	0- 0	0- 0	HOME	0- 0	0- 0	4- 1				
1- 4	0- 0	0- 1	AWAY	0- 2	1- 1	0- 0				
1- 2	0- 1	0- 1	NEUTRAL	1- 0	0- 0	0- 0				
13- 6	0- 0	0- 0	CONFERENCE	3- 4	1- 2	9- 0				
7- 2	0- 0	0- 0	HOME	2- 2	1- 0	4- 0				
6- 3	0- 0	0- 0	AWAY	1- 1	0- 2	5- 0				
0- 1	0- 0	0- 0	NEUTRAL	0- 1	0- 0	0- 0				

RPI 1-25				RPI 26-50				RPI 51-100				Team's RPI: 99	RPI 101+			
RPI	S	Opponent	Score	RPI	S	Opponent	Score	RPI	S	Opponent	Score		RPI	S	Opponent	Score
7	N	Baylor	42 84	34	A	Michigan	60 67	54	H	Central Mich.	78 91		106	A	Buffalo	62 77
				38	N	Western Ky.	73 79	55	H	Toledo	70 60		106	H	Buffalo	80 71
								55	N	Toledo	63 67		125	A	Ball St.	47 71
								66	A	Iowa	48 83		134	A	Wright St.	79 69
								72	A	Minnesota	62 92		145	A	Detroit Mercy	52 73
								79	A	Ohio	68 65		164	A	Western Mich.	71 67
								79	H	Ohio	83 77		169	H	Robert Morris	65 68
								84	N	FGCU	77 64		239	H	Bradley	77 52
								86	A	Northern Ill.	72 93		242	A	Akron	72 58
								86	H	Northern Ill.	97 98		242	H	Akron	73 69
													251	A	Miami (OH)	78 51
													251	H	Miami (OH)	84 66
													260	A	Bowling Green	70 60
													260	H	Bowling Green	80 78
													271	H	Eastern Ky.	80 67
													285	A	Eastern Mich.	86 67
													285	H	Eastern Mich.	83 65
													317	H	Youngstown St.	75 60
													319	H	Fort Wayne	66 55
LAST 12 Division I GAMES:																
				34	A	Michigan	60 67	79	H	Ohio	83 77					
				55	N	Toledo	63 67	242	A	Akron	72 58					
				106	H	Buffalo	80 71	285	H	Eastern Mich.	83 65					
				251	A	Miami (OH)	78 51	106	A	Buffalo	62 77					
				242	H	Akron	73 69	251	H	Miami (OH)	84 66					
				260	A	Bowling Green	70 60	260	H	Bowling Green	80 78					

Non-Div I Games:

Kent St.

 Loss,
 Non-Conf,
S Site,
 Home
 Away
N Neutral

Kentucky

Through Games Of April 2, 2017

Average RPI Win:	89	WON-LOST	WINNING	LAST 10	STRENGTH OF	OPP. STRENGTH	TEAM	ADJ.	CONF.	ADJ CONF.
Average RPI Loss:	21	RECORD	PCT. RANK	GAMES	SCHEDULE	OF SCHEDULE	RPI	RPI	RPI	RPI
DIV. I ONLY	22- 11	75	7- 3	2	11	14	14	2	2	
DIV. I NON-CONF.	10- 5	85	1- 1	3	30	25	25	2	2	
TOTALS	RPI 1-25	RPI 26-50	W-L RECORDS	RPI 51-100	RPI 101-150	RPI 150+				
22- 11	4- 9	2- 1	OVERALL	8- 1	5- 0	3- 0				
16- 4	4- 3	0- 1	HOME	7- 0	3- 0	2- 0				
5- 6	0- 5	2- 0	AWAY	1- 1	1- 0	1- 0				
1- 1	0- 1	0- 0	NEUTRAL	0- 0	1- 0	0- 0				
10- 5	2- 3	0- 1	NON-CONFERENCE	5- 1	1- 0	2- 0				
10- 2	2- 1	0- 1	HOME	5- 0	1- 0	2- 0				
0- 3	0- 2	0- 0	AWAY	0- 1	0- 0	0- 0				
0- 0	0- 0	0- 0	NEUTRAL	0- 0	0- 0	0- 0				
12- 6	2- 6	2- 0	CONFERENCE	3- 0	4- 0	1- 0				
6- 2	2- 2	0- 0	HOME	2- 0	2- 0	0- 0				
5- 3	0- 3	2- 0	AWAY	1- 0	1- 0	1- 0				
1- 1	0- 1	0- 0	NEUTRAL	0- 0	1- 0	0- 0				

RPI	S	Opponent	Score	RPI	S	Opponent	Score	RPI	S	Opponent	Score	RPI	S	Opponent	Score
2	A	South Carolina	87 95	33	H	Arizona St.	71 73	58	H	Belmont	73 70	109	A	Alabama	71 54
2	H	South Carolina	63 75	40	A	LSU	55 42	64	H	Washington St.	69 67	109	N	Alabama	65 55
2	N	South Carolina	77 89	50	A	Auburn	64 60	75	H	Middle Tenn.	61 48	112	H	Vanderbilt	71 63
4	H	Mississippi St.	78 75					83	A	Colorado	69 79	126	H	Radford	59 36
10	A	Duke	54 69					85	H	Florida	67 48	131	H	Ole Miss	89 57
12	A	Louisville	67 69					87	A	Georgia	66 56	174	A	Arkansas	69 62
17	H	Miami (FL)	82 66					87	H	Georgia	82 61	177	H	Morehead St.	74 47
18	A	Tennessee	65 72					90	H	New Hampshire	92 43	227	H	Samford	80 57
19	H	Ohio St.	68 82					100	H	Albany (NY)	70 46				
20	H	Oklahoma	82 68												
22	A	Missouri	67 73												
22	H	Missouri	64 62												
23	H	Texas A&M	68 77												
LAST 12 Division I GAMES:															
19	H	Ohio St.	68 82	85	H	Florida	67 48								
58	H	Belmont	73 70	174	A	Arkansas	69 62								
2	N	South Carolina	77 89	87	A	Georgia	66 56								
109	N	Alabama	65 55	112	H	Vanderbilt	71 63								
2	A	South Carolina	87 95	2	H	South Carolina	63 75								
4	H	Mississippi St.	78 75	22	A	Missouri	67 73								

Non-Div I Games:

Kentucky

■ Loss,
■ Non-Conf, S Site,
■ Home
■ Away
N Neutral

Average RPI Win:	309	WON-LOST	WINNING	LAST 10	STRENGTH OF	OPP. STRENGTH	TEAM	ADJ.	CONF.	ADJ CONF.
Average RPI Loss:	224	RECORD	PCT. RANK	GAMES	SCHEDULE	OF SCHEDULE	RPI	RPI	RPI	RPI
DIV. I ONLY	6- 23	316	3- 7	315	344	336	336	31	31	
DIV. I NON-CONF.	1- 10	325	0- 1	197	315	331	331	32	32	
TOTALS	RPI 1-25	RPI 26-50	W-L RECORDS	RPI 51-100	RPI 101-150	RPI 150+				
6- 23	0- 1	0- 0	OVERALL	0- 0	0- 2	6- 20				
3- 11	0- 0	0- 0	HOME	0- 0	0- 1	3- 10				
3- 10	0- 1	0- 0	AWAY	0- 0	0- 0	3- 9				
0- 2	0- 0	0- 0	NEUTRAL	0- 0	0- 1	0- 1				
1- 10	0- 1	0- 0	NON-CONFERENCE	0- 0	0- 2	1- 7				
1- 4	0- 0	0- 0	HOME	0- 0	0- 1	1- 3				
0- 4	0- 1	0- 0	AWAY	0- 0	0- 0	0- 3				
0- 2	0- 0	0- 0	NEUTRAL	0- 0	0- 1	0- 1				
5- 13	0- 0	0- 0	CONFERENCE	0- 0	0- 0	5- 13				
2- 7	0- 0	0- 0	HOME	0- 0	0- 0	2- 7				
3- 6	0- 0	0- 0	AWAY	0- 0	0- 0	3- 6				
0- 0	0- 0	0- 0	NEUTRAL	0- 0	0- 0	0- 0				

RPI 1-25			RPI 26-50			RPI 51-100			RPI 101+ Team's RPI: 336		
RPI	S	Opponent	Score	RPI	S	Opponent	Score	RPI	S	Opponent	Score
19	A	Ohio St.	54 113					136	H	Yale	44 75
								144	N	Milwaukee	50 88
								160	H	Army West Point	47 68
								169	A	Robert Morris	42 83
								169	H	Robert Morris	54 64
								197	H	George Mason	48 64
								198	A	Columbia	57 66
								199	A	Seton Hall	59 77
								202	A	Sacred Heart	48 66
								202	H	Sacred Heart	41 51
								220	H	UMBC	45 57
								228	A	Saint Francis (PA)	52 66
								228	H	Saint Francis (PA)	30 74
								243	A	Bryant	53 57
								243	H	Bryant	53 62
								262	H	Stony Brook	58 48
								275	A	Colgate	61 76
								288	A	Mt. St. Mary's	43 56
								288	H	Mt. St. Mary's	63 60
								301	A	Central Conn. St.	68 62
								301	H	Central Conn. St.	71 76
								321	N	NJIT	48 50
								323	A	St. Francis Brooklyn	62 58
								323	H	St. Francis Brooklyn	54 56
								339	A	Fairleigh Dickinson	46 64
								339	H	Fairleigh Dickinson	54 67
LAST 12 Division I GAMES:											
321	N	NJIT	48 50	339	H	Fairleigh Dickinson	54 67				
341	A	Wagner	63 58	169	H	Robert Morris	54 64				
288	A	Mt. St. Mary's	43 56	228	H	Saint Francis (PA)	30 74				
323	A	St. Francis Brooklyn	62 58	301	A	Central Conn. St.	68 62				
202	H	Sacred Heart	41 51	202	A	Sacred Heart	48 66				
243	A	Bryant	53 57	341	H	Wagner	69 64				

Non-Div I Games:

LIU Brooklyn

■ Loss,
 ■ Non-Conf,
 ■ S Site,
 ■ H Home
 ■ A Away
 N Neutral

L
I
U
B
r
o
o
k
l
y
n

LIU Brooklyn
RPI S Opponent Score

Through Games Of April 2, 2017

RPI	S	Opponent	Score	
341	A	Wagner	63	58
341	H	Wagner	69	64

L
I
U
B
r
o
o
k
l
y
n

LIU Brooklyn

Average RPI Win:	132	WON-LOST	WINNING	LAST 10	STRENGTH OF	OPP. STRENGTH	TEAM	ADJ.	CONF.	ADJ CONF.
Average RPI Loss:	32	RECORD	PCT. RANK	GAMES	SCHEDULE	OF SCHEDULE	RPI	RPI	RPI	RPI
DIV. I ONLY	20- 12	102	5- 5	33	12	40	40	2	2	
DIV. I NON-CONF.	11- 3	39	0- 1	84	22	49	49	2	2	
TOTALS	RPI 1-25	RPI 26-50	W-L RECORDS	RPI 51-100	RPI 101-150	RPI 150+				
20- 12	2- 7	1- 3	OVERALL	4- 1	7- 1	6- 0				
13- 3	2- 3	0- 0	HOME	4- 0	3- 0	4- 0				
3- 6	0- 0	0- 0	AWAY	0- 0	2- 0	1- 0				
4- 3	0- 1	1- 2	NEUTRAL	0- 0	2- 0	1- 0				
11- 3	0- 1	1- 2	NON-CONFERENCE	3- 0	3- 0	4- 0				
7- 1	0- 1	0- 0	HOME	3- 0	1- 0	3- 0				
1- 0	0- 0	0- 0	AWAY	0- 0	1- 0	0- 0				
3- 2	0- 0	1- 2	NEUTRAL	0- 0	1- 0	1- 0				
9- 9	2- 6	0- 1	CONFERENCE	1- 1	4- 1	2- 0				
6- 2	2- 2	0- 0	HOME	1- 0	2- 0	1- 0				
2- 6	0- 3	0- 1	AWAY	0- 1	1- 1	1- 0				
1- 1	0- 1	0- 0	NEUTRAL	0- 0	1- 0	0- 0				

RPI	S	Opponent	Score	RPI	S	Opponent	Score	RPI	S	Opponent	Score	RPI	S	Opponent	Score
1	H	UConn	53 76	26	N	Kansas St.	54 69	52	H	Little Rock	69 49	109	H	Alabama	48 41
2	H	South Carolina	61 84	36	N	North Carolina St.	59 58	74	H	Tulane	69 51	112	A	Vanderbilt	68 70
4	A	Mississippi St.	48 74	48	N	California	52 55	85	H	Florida	78 67	112	H	Vanderbilt	64 58
4	N	Mississippi St.	61 78	50	A	Auburn	49 54	87	A	Georgia	65 70	121	N	North Carolina	70 43
14	H	Kentucky	42 55					91	H	Wake Forest	60 57	131	A	Ole Miss	62 51
18	A	Tennessee	58 77									131	N	Ole Miss	65 49
22	H	Missouri	80 71									139	A	Louisiana Tech	77 73
23	A	Texas A&M	52 54									142	H	Rice	66 55
23	H	Texas A&M	67 63									166	H	TCU	67 61
												174	A	Arkansas	53 52
												174	H	Arkansas	53 46
												209	H	Alabama St.	93 40
												300	N	UTEP	78 45
												340	H	Sam Houston St.	89 41
LAST 12 Division I GAMES:															
48	N	California	52 55	23	H	Texas A&M	67 63								
4	N	Mississippi St.	61 78	112	A	Vanderbilt	68 70								
131	N	Ole Miss	65 49	131	A	Ole Miss	62 51								
112	H	Vanderbilt	64 58	109	H	Alabama	48 41								
50	A	Auburn	49 54	18	A	Tennessee	58 77								
87	A	Georgia	65 70	174	H	Arkansas	53 46								

Non-Div I Games:

LSU

■ Loss,
■ Non-Conf,
■ S Site,
■ H Home
■ A Away
N Neutral

Average RPI Win:	234	WON-LOST	WINNING	LAST 10	STRENGTH OF	OPP. STRENGTH	TEAM	ADJ.	CONF.	ADJ CONF.
Average RPI Loss:	111	RECORD	PCT. RANK	GAMES	SCHEDULE	OF SCHEDULE	RPI	RPI	RPI	RPI
DIV. I ONLY	17- 13	127	5- 5	255	127	171	171	12	12	
DIV. I NON-CONF.	7- 5	122	0- 0	221	178	157	157	12	12	
TOTALS	RPI 1-25	RPI 26-50	W-L RECORDS	RPI 51-100	RPI 101-150	RPI 150+				
17- 13	0- 1	1- 2	OVERALL	1- 2	0- 7	15- 1				
8- 7	0- 0	0- 1	HOME	0- 2	0- 3	8- 1				
8- 5	0- 1	1- 1	AWAY	1- 0	0- 3	6- 0				
1- 1	0- 0	0- 0	NEUTRAL	0- 0	0- 1	1- 0				
7- 5	0- 1	0- 2	NON-CONFERENCE	1- 0	0- 1	6- 1				
4- 2	0- 0	0- 1	HOME	0- 0	0- 0	4- 1				
2- 3	0- 1	0- 1	AWAY	1- 0	0- 1	1- 0				
1- 0	0- 0	0- 0	NEUTRAL	0- 0	0- 0	1- 0				
10- 8	0- 0	1- 0	CONFERENCE	0- 2	0- 6	9- 0				
4- 5	0- 0	0- 0	HOME	0- 2	0- 3	4- 0				
6- 2	0- 0	1- 0	AWAY	0- 0	0- 2	5- 0				
0- 1	0- 0	0- 0	NEUTRAL	0- 0	0- 1	0- 0				

RPI 1-25				RPI 26-50				RPI 51-100				RPI 101+ Team's RPI: 171			
RPI	S	Opponent	Score	RPI	S	Opponent	Score	RPI	S	Opponent	Score	RPI	S	Opponent	Score
25	A	Temple	70 86	39	A	Dayton	54 51	56	A	Penn	58 56	107	A	Rider	61 74
				41	A	Villanova	49 52	70	H	George Washington	65 79	115	H	Fordham	61 66
				47	H	Harvard	64 66	93	H	Saint Louis	74 79	122	A	Saint Joseph's	58 67
												122	H	Saint Joseph's	55 75
												122	N	Saint Joseph's	48 66
												127	H	Duquesne	68 76
												149	A	VCU	56 61
												165	H	Fairfield	68 61
												185	H	American	63 59
												197	H	George Mason	59 57
												217	A	UNCW	64 48
												232	A	Richmond	63 58
												248	A	St. Bonaventure	57 45
												248	H	St. Bonaventure	73 70
												251	N	Miami (OH)	79 70
												279	A	Davidson	65 58
												295	H	UMKC	64 59
												299	H	Lafayette	49 56
												302	A	Rhode Island	58 49
												302	H	Rhode Island	70 51
												310	A	Massachusetts	57 52
												310	H	Massachusetts	68 64
												347	H	Delaware St.	78 38
LAST 12 Division I GAMES:															
				122	N	Saint Joseph's	48 66	248	A	St. Bonaventure	57 45				
				248	H	St. Bonaventure	73 70	70	H	George Washington	65 79				
				115	H	Fordham	61 66	302	A	Rhode Island	58 49				
				310	A	Massachusetts	57 52	197	H	George Mason	59 57				
				93	H	Saint Louis	74 79	310	H	Massachusetts	68 64				
				122	A	Saint Joseph's	58 67	279	A	Davidson	65 58				

Non-Div I Games:

La Salle

■ Loss,
■ Non-Conf, S Site,
■ Home
■ Away
N Neutral

Average RPI Win:	273	WON-LOST	WINNING	LAST 10	STRENGTH OF	OPP. STRENGTH	TEAM	ADJ.	CONF.	ADJ CONF.
Average RPI Loss:	186	RECORD	PCT. RANK	GAMES	SCHEDULE	OF SCHEDULE	RPI	RPI	RPI	RPI
DIV. I ONLY	4- 24	330	1- 9	243	269	331	331	21	21	
DIV. I NON-CONF.	1- 8	314	0- 0	306	316	340	340	20	20	
TOTALS	RPI 1-25	RPI 26-50	W-L RECORDS	RPI 51-100	RPI 101-150	RPI 150+				
4- 24	0- 0	0- 0	OVERALL	0- 4	0- 7	4- 13				
3- 10	0- 0	0- 0	HOME	0- 2	0- 4	3- 4				
1- 13	0- 0	0- 0	AWAY	0- 2	0- 2	1- 9				
0- 1	0- 0	0- 0	NEUTRAL	0- 0	0- 1	0- 0				
1- 8	0- 0	0- 0	NON-CONFERENCE	0- 0	0- 3	1- 5				
0- 4	0- 0	0- 0	HOME	0- 0	0- 2	0- 2				
1- 4	0- 0	0- 0	AWAY	0- 0	0- 1	1- 3				
0- 0	0- 0	0- 0	NEUTRAL	0- 0	0- 0	0- 0				
3- 16	0- 0	0- 0	CONFERENCE	0- 4	0- 4	3- 8				
3- 6	0- 0	0- 0	HOME	0- 2	0- 2	3- 2				
0- 9	0- 0	0- 0	AWAY	0- 2	0- 1	0- 6				
0- 1	0- 0	0- 0	NEUTRAL	0- 0	0- 1	0- 0				

RPI S	Opponent	Score	RPI S	Opponent	Score	RPI S	Opponent	Score	RPI S	Opponent	Score	Team's RPI: 331
						52	A Little Rock	34 78	101	H Troy	67 94	
						52	H Little Rock	47 92	131	A Ole Miss	40 97	
						97	A UT Arlington	59 93	139	H Louisiana Tech	53 73	
						97	H UT Arlington	47 83	142	H Rice	50 93	
									146	A Louisiana	57 67	
									146	H Louisiana	59 65	
									146 N	Louisiana	72 79	
									174	A Arkansas	46 92	
									180	A Texas St.	50 63	
									180	H Texas St.	61 59	
									193	H Grambling	54 59	
									216	A Appalachian St.	61 79	
									246	A Ga. Southern	65 76	
									246	H Ga. Southern	44 65	
									247	H South Ala.	44 74	
									256	A Coastal Caro.	48 75	
									257	A Georgia St.	35 87	
									257	H Georgia St.	72 63	
									283	H McNeese	52 78	
									298	A Nicholls St.	54 73	
									305	A Northwestern St.	65 67	
									318	A Arkansas St.	56 71	
									318	H Arkansas St.	59 51	
									338	A Houston Baptist	77 65	
LAST 12 Division I GAMES:												
			146 N	Louisiana	72 79	247	H	South Ala.	44 74			
			180	H	Texas St.	61 59	101	H	Troy	67 94		
			97	H	UT Arlington	47 83	246	A	Ga. Southern	65 76		
			216	A	Appalachian St.	61 79	257	A	Georgia St.	35 87		
			256	A	Coastal Caro.	48 75	318	H	Arkansas St.	59 51		
			146	H	Louisiana	59 65	52	H	Little Rock	47 92		

Non-Div I Games: Centenary (LA) 83 39 LSU-Alexandria 73 61

La.-Monroe

Loss, Non-Conf, S Site, H Home A Away N Neutral

[illegible]

Non-Div I Games:

Average RPI Win:	286	WON-LOST	WINNING	LAST 10	STRENGTH OF	OPP. STRENGTH	TEAM	ADJ.	CONF.	ADJ CONF.
Average RPI Loss:	99	RECORD	PCT. RANK	GAMES	SCHEDULE	OF SCHEDULE	RPI	RPI	RPI	RPI
DIV. I ONLY	18- 8	62	7- 3	320	253	138	138	27	27	
DIV. I NON-CONF.	3- 4	200	0- 1	188	20	146	146	27	27	
TOTALS	RPI 1-25	RPI 26-50	W-L RECORDS	RPI 51-100	RPI 101-150	RPI 150+				
18- 8	0- 2	0- 1	OVERALL	1- 2	0- 2	17- 1				
11- 0	0- 0	0- 0	HOME	0- 0	0- 0	11- 0				
7- 7	0- 2	0- 1	AWAY	1- 1	0- 2	6- 1				
0- 1	0- 0	0- 0	NEUTRAL	0- 1	0- 0	0- 0				
3- 4	0- 2	0- 1	NON-CONFERENCE	0- 0	0- 1	3- 0				
2- 0	0- 0	0- 0	HOME	0- 0	0- 0	2- 0				
1- 4	0- 2	0- 1	AWAY	0- 0	0- 1	1- 0				
0- 0	0- 0	0- 0	NEUTRAL	0- 0	0- 0	0- 0				
15- 4	0- 0	0- 0	CONFERENCE	1- 2	0- 1	14- 1				
9- 0	0- 0	0- 0	HOME	0- 0	0- 0	9- 0				
6- 3	0- 0	0- 0	AWAY	1- 1	0- 1	5- 1				
0- 1	0- 0	0- 0	NEUTRAL	0- 1	0- 0	0- 0				

RPI 1-25				RPI 26-50				RPI 51-100				RPI 101+ Team's RPI: 138			
RPI	S	Opponent	Score	RPI	S	Opponent	Score	RPI	S	Opponent	Score	RPI	S	Opponent	Score
6	A	Oregon St.	56 88	26	A	Kansas St.	43 68	81	A	Central Ark.	70 56	103	A	Abilene Christian	59 77
24	A	Oregon	67 84					98	A	SFA	66 74	142	A	Rice	72 73
								98	N	SFA	48 62	238	A	New Orleans	66 55
												238	H	New Orleans	73 42
												252	A	Canisius	65 51
												268	A	A&M-Corpus Christi	74 63
												268	H	A&M-Corpus Christi	65 49
												283	A	McNeese	83 67
												283	H	McNeese	79 57
												292	H	Northern Ariz.	75 60
												298	A	Nicholls St.	67 78
												298	H	Nicholls St.	81 77
												305	H	Northwestern St.	73 60
												328	H	Loyola Chicago	76 50
												330	H	Southeastern La.	86 68
												334	H	Incarinate Word	83 54
												338	A	Houston Baptist	81 53
												338	H	Houston Baptist	74 22
												340	A	Sam Houston St.	70 44
												340	H	Sam Houston St.	84 51
LAST 12 Division I GAMES:															
142	A	Rice	72 73	338	A	Houston Baptist	81 53								
98	N	SFA	48 62	98	A	SFA	66 74								
283	A	McNeese	83 67	340	H	Sam Houston St.	84 51								
298	H	Nicholls St.	81 77	283	H	McNeese	79 57								
338	H	Houston Baptist	74 22	238	A	New Orleans	66 55								
268	A	A&M-Corpus Christi	74 63	305	H	Northwestern St.	73 60								

Non-Div I Games: St. Thomas (TX) 95 49 Louisiana Col. 94 55 Howard Payne 93 56 Southwestern (TX) 87 41

Lamar University

Loss, Non-Conf, S Site, H Home A Away N Neutral

Average RPI Win:	291	WON-LOST	WINNING	LAST 10	STRENGTH OF	OPP. STRENGTH	TEAM	ADJ.	CONF.	ADJ CONF.
Average RPI Loss:	172	RECORD	PCT. RANK	GAMES	SCHEDULE	OF SCHEDULE	RPI	RPI	RPI	RPI
DIV. I ONLY	9- 20	273	4- 6	273	290	306	306	24	24	
DIV. I NON-CONF.	4- 6	208	0- 0	236	325	261	261	25	25	
TOTALS	RPI 1-25	RPI 26-50	W-L RECORDS	RPI 51-100	RPI 101-150	RPI 150+				
9- 20	0- 0	0- 2	OVERALL	0- 2	0- 4	9- 12				
7- 8	0- 0	0- 0	HOME	0- 1	0- 2	7- 5				
2- 12	0- 0	0- 2	AWAY	0- 1	0- 2	2- 7				
0- 0	0- 0	0- 0	NEUTRAL	0- 0	0- 0	0- 0				
4- 6	0- 0	0- 2	NON-CONFERENCE	0- 0	0- 2	4- 2				
3- 3	0- 0	0- 0	HOME	0- 0	0- 1	3- 2				
1- 3	0- 0	0- 2	AWAY	0- 0	0- 1	1- 0				
0- 0	0- 0	0- 0	NEUTRAL	0- 0	0- 0	0- 0				
5- 14	0- 0	0- 0	CONFERENCE	0- 2	0- 2	5- 10				
4- 5	0- 0	0- 0	HOME	0- 1	0- 1	4- 3				
1- 9	0- 0	0- 0	AWAY	0- 1	0- 1	1- 7				
0- 0	0- 0	0- 0	NEUTRAL	0- 0	0- 0	0- 0				

RPI S	Opponent	Score	RPI S	Opponent	Score	RPI S	Opponent	Score	RPI S	Opponent	Score	Team's RPI: 306
41	A Villanova	37 59	57	A Bucknell	54 73	107	H Rider	68 75				
48	A California	63 96	57	H Bucknell	58 77	113	A Navy	44 79				
						113	H Navy	64 66				
						127	A Duquesne	49 63				
						160	A Army West Point	52 70				
						160	H Army West Point	71 75				
						185	A American	51 68				
						185	H American	58 70				
						202	H Sacred Heart	68 62				
						219	H Monmouth	62 73				
						229	A Boston U.	50 64				
						229	H Boston U.	64 69				
						269	A Loyola Maryland	50 78				
						269	A Loyola Maryland	58 62				
						269	H Loyola Maryland	86 69				
						275	A Colgate	70 75				
						275	H Colgate	83 74				
						282	H Norfolk St.	57 81				
						288	A Mt. St. Mary's	74 57				
						299	A Lafayette	56 53				
						299	H Lafayette	69 60				
						316	A Holy Cross	47 65				
						316	H Holy Cross	80 64				
						321	H NJIT	84 52				
						347	H Delaware St.	91 80				
LAST 12 Division I GAMES:												
269	A Loyola Maryland	50 78	316	H Holy Cross	80 64							
275	H Colgate	83 74	57	A Bucknell	54 73							
160	A Army West Point	52 70	185	H American	58 70							
275	A Colgate	70 75	269	H Loyola Maryland	86 69							
299	H Lafayette	69 60	229	A Boston U.	50 64							
113	A Navy	44 79	299	A Lafayette	56 53							

Non-Div I Games: East Stroudsburg 78 72

Lehigh

■ Loss,
■ Non-Conf,
■ S Site,
■ H Home
■ A Away
N Neutral

Liberty

Through Games Of April 2, 2017

Average RPI Win: 265	WON-LOST	WINNING	LAST 10	STRENGTH OF	OPP. STRENGTH	TEAM	ADJ.	CONF.	ADJ CONF.
Average RPI Loss: 175	RECORD	PCT. RANK	GAMES	SCHEDULE	OF SCHEDULE	RPI	RPI	RPI	RPI
DIV. I ONLY	12- 17	222	6- 4	201	313	241	241	28	28
DIV. I NON-CONF.	0- 10	335	0- 0	65	190	303	303	28	28
TOTALS	RPI 1-25	RPI 26-50	W-L RECORDS	RPI 51-100	RPI 101-150	RPI 150+			
12- 17	0- 1	0- 2	OVERALL	0- 1	1- 2	11- 11			
8- 5	0- 1	0- 1	HOME	0- 0	1- 0	7- 3			
4- 8	0- 0	0- 0	AWAY	0- 0	0- 2	4- 6			
0- 4	0- 0	0- 1	NEUTRAL	0- 1	0- 0	0- 2			
0- 10	0- 1	0- 2	NON-CONFERENCE	0- 1	0- 1	0- 5			
0- 3	0- 1	0- 1	HOME	0- 0	0- 0	0- 1			
0- 3	0- 0	0- 0	AWAY	0- 0	0- 1	0- 2			
0- 4	0- 0	0- 1	NEUTRAL	0- 1	0- 0	0- 2			
12- 7	0- 0	0- 0	CONFERENCE	0- 0	1- 1	11- 6			
8- 2	0- 0	0- 0	HOME	0- 0	1- 0	7- 2			
4- 5	0- 0	0- 0	AWAY	0- 0	0- 1	4- 4			
0- 0	0- 0	0- 0	NEUTRAL	0- 0	0- 0	0- 0			

RPI 1-25				RPI 26-50				RPI 51-100				RPI 101+ Team's RPI: 241			
RPI	S	Opponent	Score	RPI	S	Opponent	Score	RPI	S	Opponent	Score	RPI	S	Opponent	Score
10	H	Duke	38 98	39	N	Dayton	53 82	81	N	Central Ark.	41 61	113	A	Navy	66 67
				42	H	James Madison	48 62					126	A	Radford	68 76
												126	H	Radford	49 48
												186	A	UTSA	64 80
												195	A	UNC Asheville	54 64
												195	H	UNC Asheville	53 57
												200	A	Campbell	58 52
												200	H	Campbell	57 47
												216	H	Appalachian St.	57 66
												220	N	UMBC	51 62
												226	A	Presbyterian	55 56
												226	H	Presbyterian	68 60
												232	N	Richmond	54 63
												235	A	High Point	69 78
												235	H	High Point	81 74
												253	A	Charleston So.	81 72
												253	H	Charleston So.	50 52
												253	H	Charleston So.	67 56
												291	A	Valparaiso	68 70
												313	A	Gardner-Webb	82 84
												313	H	Gardner-Webb	66 63
												342	A	Longwood	71 38
												342	H	Longwood	92 47
												345	A	Winthrop	78 63
												345	H	Winthrop	80 51
LAST 12 Division I GAMES:															
253	H	Charleston So.	50 52	235	A	High Point	69 78								
200	H	Campbell	57 47	226	A	Presbyterian	55 56								
195	H	UNC Asheville	53 57	126	H	Radford	49 48								
345	A	Winthrop	78 63	313	H	Gardner-Webb	66 63								
342	A	Longwood	71 38	200	A	Campbell	58 52								
253	H	Charleston So.	67 56	345	H	Winthrop	80 51								

Non-Div I Games: West Liberty 64 38

Liberty

Loss, Non-Conf, S Site, H Home A Away N Neutral

Average RPI Win: 263	WON-LOST	WINNING	LAST 10	STRENGTH OF	OPP. STRENGTH	TEAM	ADJ.	CONF.	ADJ CONF.
Average RPI Loss: 177	RECORD	PCT. RANK	GAMES	SCHEDULE	OF SCHEDULE	RPI	RPI	RPI	RPI
DIV. I ONLY	5- 24	324	2- 8	140	292	304	304	25	25
DIV. I NON-CONF.	2- 12	310	0- 0	102	309	274	274	24	24
TOTALS	RPI 1-25	RPI 26-50	W-L RECORDS	RPI 51-100	RPI 101-150	RPI 150+			
5- 24	0- 0	0- 1	OVERALL	0- 4	1- 8	4- 11			
3- 9	0- 0	0- 0	HOME	0- 2	0- 3	3- 4			
2- 15	0- 0	0- 0	AWAY	0- 0	1- 2	1- 1			
0- 0	0- 0	0- 0	NEUTRAL	0- 0	0- 0	0- 0			
2- 12	0- 0	0- 1	NON-CONFERENCE	0- 2	1- 3	1- 6			
1- 4	0- 0	0- 0	HOME	0- 1	0- 1	1- 2			
1- 8	0- 0	0- 1	AWAY	0- 1	1- 2	0- 4			
0- 0	0- 0	0- 0	NEUTRAL	0- 0	0- 0	0- 0			
3- 12	0- 0	0- 0	CONFERENCE	0- 2	0- 5	3- 5			
2- 5	0- 0	0- 0	HOME	0- 1	0- 2	2- 2			
1- 7	0- 0	0- 0	AWAY	0- 1	0- 3	1- 3			
0- 0	0- 0	0- 0	NEUTRAL	0- 0	0- 0	0- 0			

RPI S	Opponent	Score	RPI S	Opponent	Score	RPI S	Opponent	Score	RPI S	Opponent	Score	Team's RPI: 304
38	A Western Ky.	35 87	58	A Belmont	62 100	104	A Jacksonville	64 91	104	A Jacksonville	60 84	
			84	A FGCU	50 98	104	A Jacksonville	67 73	109	A Alabama	35 82	
			84	H FGCU	63 90	117	A Stetson	60 66	117	H Stetson	66 91	
			93	H Saint Louis	38 83	118	H Princeton	43 71	125	A Ball St.	78 74	
						131	A Ole Miss	49 76	177	A Morehead St.	53 73	
						253	H Charleston So.	52 67	255	H Tennessee St.	71 77	
						264	A Murray St.	59 79	267	A Southeast Mo. St.	63 79	
						269	A Loyola Maryland	30 74	273	A Kennesaw St.	69 96	
						273	H Kennesaw St.	55 70	281	H Tennessee Tech	71 69	
						296	A North Florida	60 58	296	H North Florida	66 62	
						315	A USC Upstate	75 89	315	H USC Upstate	84 77	
						321	A NJIT	68 76	321	H NJIT	53 76	
						321	A NJIT	68 76				
						104	A Jacksonville	60 84				
						296	A North Florida	60 58				

LAST 12 Division I GAMES:

104	A Jacksonville	64 91	315	A USC Upstate	75 89
273	A Kennesaw St.	69 96	321	H NJIT	53 76
296	H North Florida	66 62	315	H USC Upstate	84 77
104	H Jacksonville	67 73	321	A NJIT	68 76
84	A FGCU	50 98	104	A Jacksonville	60 84
117	A Stetson	60 66	296	A North Florida	60 58

Non-Div I Games: Anderson (SC) 66 59

Lipscomb

Loss, Non-Conf, S Site, H Home A Away N Neutral

Little Rock

Through Games Of April 2, 2017

Average RPI Win:	203	WON-LOST	WINNING	LAST 10	STRENGTH OF	OPP. STRENGTH	TEAM	ADJ.	CONF.	ADJ CONF.
Average RPI Loss:	74	RECORD	PCT. RANK	GAMES	SCHEDULE	OF SCHEDULE	RPI	RPI	RPI	RPI
DIV. I ONLY	25- 9	37	7- 3	112	143	52	52	21	21	
DIV. I NON-CONF.	7- 7	164	1- 2	31	27	60	60	20	20	
TOTALS	RPI 1-25	RPI 26-50	W-L RECORDS	RPI 51-100	RPI 101-150	RPI 150+				
25- 9	0- 3	0- 2	OVERALL	2- 0	6- 3	17- 1				
12- 2	0- 2	0- 0	HOME	1- 0	2- 0	9- 0				
12- 6	0- 1	0- 2	AWAY	1- 0	4- 2	7- 1				
1- 1	0- 0	0- 0	NEUTRAL	0- 0	0- 1	1- 0				
7- 7	0- 3	0- 2	NON-CONFERENCE	1- 0	2- 2	4- 0				
3- 2	0- 2	0- 0	HOME	1- 0	0- 0	2- 0				
4- 5	0- 1	0- 2	AWAY	0- 0	2- 2	2- 0				
0- 0	0- 0	0- 0	NEUTRAL	0- 0	0- 0	0- 0				
18- 2	0- 0	0- 0	CONFERENCE	1- 0	4- 1	13- 1				
9- 0	0- 0	0- 0	HOME	0- 0	2- 0	7- 0				
8- 1	0- 0	0- 0	AWAY	1- 0	2- 0	5- 1				
1- 1	0- 0	0- 0	NEUTRAL	0- 0	0- 1	1- 0				

RPI 1-25			RPI 26-50			RPI 51-100			Team's RPI: 52	RPI 101+		
RPI	S	Opponent	Score	RPI	S	Opponent	Score	RPI	S	Opponent	Score	
4	H	Mississippi St.	44 58	32	A	Green Bay	31 57	93	H	Saint Louis	56 43	101 A Troy 74 63
20	A	Oklahoma	58 68	40	A	LSU	49 69	97	A	UT Arlington	58 49	101 H Troy 77 74
23	H	Texas A&M	37 55									105 A Southern Miss. 72 62
												109 A Alabama 53 55
												115 A Fordham 43 65
												146 A Louisiana 82 64
												146 H Louisiana 64 60
												146 N Louisiana 71 79
												150 A Tulsa 63 58
												162 H Oral Roberts 56 50
												167 A Missouri St. 58 47
												168 A Memphis 54 44
												180 A Texas St. 47 64
												184 H North Texas 55 44
												216 A Appalachian St. 77 69
												216 H Appalachian St. 67 55
												216 N Appalachian St. 69 53
												246 H Ga. Southern 57 41
												247 A South Ala. 50 44
												247 H South Ala. 71 54
												256 A Coastal Caro. 74 66
												256 H Coastal Caro. 79 47
												257 H Georgia St. 52 45
												318 A Arkansas St. 60 35
												318 H Arkansas St. 73 59
												331 A La.-Monroe 92 47
LAST 12 Division I GAMES:												
109	A	Alabama	53 55	247	A	South Ala.	50 44					
105	A	Southern Miss.	72 62	257	H	Georgia St.	52 45					
146	N	Louisiana	71 79	246	H	Ga. Southern	57 41					
216	N	Appalachian St.	69 53	318	A	Arkansas St.	60 35					
115	A	Fordham	43 65	180	A	Texas St.	47 64					
101	A	Troy	74 63	97	A	UT Arlington	58 49					

Non-Div I Games:

Little Rock

Loss, Non-Conf, S Site, H Home A Away N Neutral

RPI	S	Opponent	Score
331	H	La.-Monroe	78 34

Little Rock

L
i
t
t
l
e
R
o
c
k

L
i
t
t
l
e
R
o
c
k

Average RPI Win:	217	WON-LOST	WINNING	LAST 10	STRENGTH OF	OPP. STRENGTH	TEAM	ADJ.	CONF.	ADJ CONF.
Average RPI Loss:	120	RECORD	PCT. RANK	GAMES	SCHEDULE	OF SCHEDULE	RPI	RPI	RPI	RPI
DIV. I ONLY	22- 11	75	7- 3	187	169	102	102	23	23	
DIV. I NON-CONF.	8- 7	160	0- 1	122	66	111	111	23	23	
TOTALS	RPI 1-25	RPI 26-50	W-L RECORDS	RPI 51-100	RPI 101-150	RPI 150+				
22- 11	0- 2	1- 1	OVERALL	2- 3	0- 1	19- 4				
11- 1	0- 1	0- 0	HOME	1- 0	0- 0	10- 0				
7- 7	0- 1	0- 0	AWAY	1- 1	0- 1	6- 4				
4- 3	0- 0	1- 1	NEUTRAL	0- 2	0- 0	3- 0				
8- 7	0- 2	1- 1	NON-CONFERENCE	0- 3	0- 1	7- 0				
3- 1	0- 1	0- 0	HOME	0- 0	0- 0	3- 0				
3- 3	0- 1	0- 0	AWAY	0- 1	0- 1	3- 0				
2- 3	0- 0	1- 1	NEUTRAL	0- 2	0- 0	1- 0				
14- 4	0- 0	0- 0	CONFERENCE	2- 0	0- 0	12- 4				
8- 0	0- 0	0- 0	HOME	1- 0	0- 0	7- 0				
4- 4	0- 0	0- 0	AWAY	1- 0	0- 0	3- 4				
2- 0	0- 0	0- 0	NEUTRAL	0- 0	0- 0	2- 0				

RPI 1-25			RPI 26-50			RPI 51-100			RPI 101+			Team's RPI: 102
RPI	S	Opponent	Score	RPI	S	Opponent	Score	RPI	S	Opponent	Score	Score
6	A	Oregon St.	55 56	29	N	Quinnipiac	60 63	73	A	UC Davis	64 51	143 A San Francisco 71 73
10	H	Duke	46 83	35	N	South Fla.	73 68	73	H	UC Davis	64 62	156 A CSUN 56 63
								85	N	Florida	53 83	156 H CSUN 63 60
								89	A	Southern California	74 82	156 N CSUN 61 60
								92	N	Oklahoma St.	57 63	175 H Houston 65 55
												189 A UC Riverside 73 66
												189 H UC Riverside 55 51
												198 H Columbia 73 60
												201 A UC Santa Barbara 60 65
												201 H UC Santa Barbara 59 45
												201 N UC Santa Barbara 56 55
												205 A Loyola Marymount 81 78
												229 N Boston U. 61 48
												236 A Hawaii 63 66
												236 H Hawaii 68 57
												245 H Pacific 66 58
												272 A Cal Poly 67 69
												272 H Cal Poly 83 80
												284 A Nevada 97 93
												314 A Pepperdine 44 41
												327 A UC Irvine 68 63
												327 H UC Irvine 87 74
												346 A Cal St. Fullerton 65 48
												346 H Cal St. Fullerton 84 55

LAST 12 Division I GAMES:

6 A Oregon St.	55 56	189 A UC Riverside	73 66
201 N UC Santa Barbara	56 55	201 H UC Santa Barbara	59 45
156 N CSUN	61 60	272 A Cal Poly	67 69
236 A Hawaii	63 66	346 H Cal St. Fullerton	84 55
156 H CSUN	63 60	327 A UC Irvine	68 63
327 H UC Irvine	87 74	156 A CSUN	56 63

Non-Div I Games: Biola 76 48

Long Beach St.

■ Loss,
 ■ Non-Conf,
 ■ S Site,
 ■ Home
 ■ A Away
 N Neutral

Average RPI Win:	345	WON-LOST	WINNING	LAST 10	STRENGTH OF	OPP. STRENGTH	TEAM	ADJ.	CONF.	ADJ CONF.
Average RPI Loss:	207	RECORD	PCT. RANK	GAMES	SCHEDULE	OF SCHEDULE	RPI	RPI	RPI	RPI
DIV. I ONLY	3- 25	339	1- 9	304	325	342	342	28	28	
DIV. I NON-CONF.	2- 7	285	0- 0	247	299	287	287	28	28	
TOTALS	RPI 1-25	RPI 26-50	W-L RECORDS	RPI 51-100	RPI 101-150	RPI 150+				
3- 25	0- 1	0- 2	OVERALL	0- 0	0- 3	3- 19				
2- 9	0- 0	0- 0	HOME	0- 0	0- 1	2- 8				
1- 15	0- 0	0- 1	AWAY	0- 0	0- 1	1- 4				
0- 1	0- 0	0- 0	NEUTRAL	0- 0	0- 0	0- 1				
2- 7	0- 1	0- 2	NON-CONFERENCE	0- 0	0- 1	2- 3				
1- 1	0- 0	0- 0	HOME	0- 0	0- 0	1- 1				
1- 6	0- 1	0- 2	AWAY	0- 0	0- 1	1- 2				
0- 0	0- 0	0- 0	NEUTRAL	0- 0	0- 0	0- 0				
1- 18	0- 0	0- 0	CONFERENCE	0- 0	0- 2	1- 16				
1- 8	0- 0	0- 0	HOME	0- 0	0- 1	1- 7				
0- 9	0- 0	0- 0	AWAY	0- 0	0- 1	0- 8				
0- 1	0- 0	0- 0	NEUTRAL	0- 0	0- 0	0- 1				

RPI 1-25				RPI 26-50				RPI 51-100				RPI 101+ Team's RPI: 342			
RPI	S	Opponent	Score	RPI	S	Opponent	Score	RPI	S	Opponent	Score	RPI	S	Opponent	Score
10	A	Duke	48 105	30	A	Marquette	37 87					120	A	Charlotte	41 66
				37	A	West Virginia	40 107					126	A	Radford	55 73
												126	H	Radford	34 74
												195	A	UNC Asheville	53 84
												195	H	UNC Asheville	53 80
												195	N	UNC Asheville	59 65
												200	A	Campbell	50 74
												200	H	Campbell	54 66
												226	A	Presbyterian	55 65
												226	H	Presbyterian	62 63
												235	A	High Point	60 81
												235	H	High Point	49 80
												241	A	Liberty	47 92
												241	H	Liberty	38 71
												244	A	Marshall	50 70
												253	A	Charleston So.	63 71
												253	H	Charleston So.	47 62
												282	H	Norfolk St.	56 85
												313	A	Gardner-Webb	55 89
												313	H	Gardner-Webb	43 77
												339	A	Fairleigh Dickinson	59 75
												343	A	UMass Lowell	72 59
												345	A	Winthrop	72 78
												345	H	Winthrop	83 78
												347	H	Delaware St.	88 77
LAST 12 Division I GAMES:															
				195	N	UNC Asheville	59 65					126	H	Radford	34 74
				226	H	Presbyterian	62 63					345	H	Winthrop	83 78
				235	A	High Point	60 81					313	A	Gardner-Webb	55 89
				253	A	Charleston So.	63 71					200	A	Campbell	50 74
				241	H	Liberty	38 71					235	H	High Point	49 80
				195	A	UNC Asheville	53 84					253	H	Charleston So.	47 62

Non-Div I Games: West Va. Tech 58 76 Milligan 71 47

Longwood

Loss, Non-Conf, S Site, H Home A Away N Neutral

Louisiana

Through Games Of April 2, 2017

Average RPI Win:	244	WON-LOST	WINNING	LAST 10	STRENGTH OF	OPP. STRENGTH	TEAM	ADJ.	CONF.	ADJ CONF.
Average RPI Loss:	124	RECORD	PCT. RANK	GAMES	SCHEDULE	OF SCHEDULE	RPI	RPI	RPI	RPI
DIV. I ONLY	18- 11	107	7- 3	212	227	146	146	21	21	
DIV. I NON-CONF.	4- 3	131	0- 0	190	157	156	156	20	20	
TOTALS	RPI 1-25	RPI 26-50	W-L RECORDS	RPI 51-100	RPI 101-150	RPI 150+				
18- 11	0- 1	0- 0	OVERALL	1- 4	2- 2	15- 4				
9- 3	0- 0	0- 0	HOME	0- 2	2- 0	7- 1				
5- 6	0- 0	0- 0	AWAY	0- 1	0- 1	5- 1				
4- 2	0- 1	0- 0	NEUTRAL	1- 0	0- 1	3- 0				
4- 3	0- 1	0- 0	NON-CONFERENCE	0- 0	1- 1	3- 1				
2- 1	0- 0	0- 0	HOME	0- 0	1- 0	1- 1				
1- 1	0- 0	0- 0	AWAY	0- 0	0- 1	1- 0				
1- 1	0- 1	0- 0	NEUTRAL	0- 0	0- 0	1- 0				
14- 8	0- 0	0- 0	CONFERENCE	1- 4	1- 1	12- 3				
7- 2	0- 0	0- 0	HOME	0- 2	1- 0	6- 0				
4- 5	0- 0	0- 0	AWAY	0- 2	0- 0	4- 3				
3- 1	0- 0	0- 0	NEUTRAL	1- 0	0- 1	2- 0				

RPI 1-25				RPI 26-50				RPI 51-100				RPI 101+ Team's RPI: 146			
RPI	S	Opponent	Score	RPI	S	Opponent	Score	RPI	S	Opponent	Score	RPI	S	Opponent	Score
3	N	Notre Dame	51 91					52	A	Little Rock	60 64	101	H	Troy	80 72
								52	H	Little Rock	64 82	101	N	Troy	64 78
								52	N	Little Rock	79 71	105	A	Southern Miss.	49 71
								97	A	UT Arlington	66 79	139	H	Louisiana Tech	80 72
								97	H	UT Arlington	76 79	175	H	Houston	64 69
												180	A	Texas St.	40 62
												180	H	Texas St.	62 43
												180	N	Texas St.	66 64
												216	A	Appalachian St.	68 58
												246	A	Ga. Southern	60 63
												246	H	Ga. Southern	79 52
												247	H	South Ala.	62 38
												256	A	Coastal Caro.	68 71
												257	A	Georgia St.	70 64
												257	H	Georgia St.	72 65
												267	N	Southeast Mo. St.	82 78
												283	A	McNeese	77 70
												318	A	Arkansas St.	80 72
												318	H	Arkansas St.	72 60
												330	H	Southeastern La.	86 77
												331	A	La.-Monroe	65 59
												331	H	La.-Monroe	67 57
												331	N	La.-Monroe	79 72
LAST 12 Division I GAMES:															
				101	N	Troy	64 78	256	A	Coastal Caro.	68 71				
				52	N	Little Rock	79 71	216	A	Appalachian St.	68 58				
				180	N	Texas St.	66 64	331	A	La.-Monroe	65 59				
				331	N	La.-Monroe	79 72	101	H	Troy	80 72				
				97	H	UT Arlington	76 79	247	H	South Ala.	62 38				
				180	H	Texas St.	62 43	257	A	Georgia St.	70 64				

Non-Div I Games: Xavier (LA) 74 55 Southern-N.O. 87 57

Louisiana

Loss, Non-Conf, S Site, H Home A Away N Neutral

Average RPI Win:	216	WON-LOST	WINNING	LAST 10	STRENGTH OF	OPP. STRENGTH	TEAM	ADJ.	CONF.	ADJ CONF.
Average RPI Loss:	113	RECORD	PCT. RANK	GAMES	SCHEDULE	OF SCHEDULE	RPI	RPI	RPI	RPI
DIV. I ONLY	17- 14	139	7- 3	135	140	139	139	14	14	
DIV. I NON-CONF.	4- 7	221	0- 1	189	175	215	215	15	15	
TOTALS	RPI 1-25	RPI 26-50	W-L RECORDS	RPI 51-100	RPI 101-150	RPI 150+				
17- 14	0- 0	0- 4	OVERALL	0- 3	5- 4	12- 3				
9- 5	0- 0	0- 2	HOME	0- 2	3- 1	6- 0				
7- 8	0- 0	0- 1	AWAY	0- 1	1- 3	6- 3				
1- 1	0- 0	0- 1	NEUTRAL	0- 0	1- 0	0- 0				
4- 7	0- 0	0- 2	NON-CONFERENCE	0- 2	0- 2	4- 1				
2- 3	0- 0	0- 2	HOME	0- 1	0- 0	2- 0				
2- 4	0- 0	0- 0	AWAY	0- 1	0- 2	2- 1				
0- 0	0- 0	0- 0	NEUTRAL	0- 0	0- 0	0- 0				
13- 7	0- 0	0- 2	CONFERENCE	0- 1	5- 2	8- 2				
7- 2	0- 0	0- 0	HOME	0- 1	3- 1	4- 0				
5- 4	0- 0	0- 1	AWAY	0- 0	1- 1	4- 2				
1- 1	0- 0	0- 1	NEUTRAL	0- 0	1- 0	0- 0				

RPI S	Opponent	Score	RPI S	Opponent	Score	RPI S	Opponent	Score	RPI S	Opponent	Score	Team's RPI: 139
38	A Western Ky.	58 67	38	N Western Ky.	53 77	75	H Middle Tenn.	65 79	105	A Southern Miss.	63 72	
40	H LSU	73 77	40	H LSU	73 77	95	A SMU	70 75	105	H Southern Miss.	72 61	
50	H Auburn	66 76	50	H Auburn	66 76	98	H SFA	58 60	108	A Clemson	67 78	
LAST 12 Division I GAMES:												
95	A SMU	70 75	309	A FIU	76 63	186	H UTSA	77 71	120	H Charlotte	80 54	
38	N Western Ky.	53 77	337	A Fla. Atlantic	76 52	300	H UTEP	69 61	120	N Charlotte	66 55	
120	N Charlotte	66 55	186	H UTSA	77 71	244	A Marshall	72 54	134	H Old Dominion	64 69	
105	A Southern Miss.	63 72	300	H UTEP	69 61	283	A McNeese	66 56	142	A Rice	70 67	
142	H Rice	62 51	244	A Marshall	72 54	298	H Nicholls St.	68 52	142	H Rice	62 51	
184	H North Texas	65 49	38	A Western Ky.	58 67	300	A UTEP	62 69	146	A Louisiana	72 80	
						300	H UTEP	69 61	168	A Memphis	54 56	
						309	A FIU	76 63	184	A North Texas	72 65	
						331	A La.-Monroe	73 53	184	H North Texas	65 49	
						337	A Fla. Atlantic	76 52	186	A UTSA	61 63	

Non-Div I Games: LSU-Alexandria 103 63

Louisiana Tech

■ Loss,
 ■ Non-Conf, S Site,
 ■ Home
 ■ Away
 N Neutral

Average RPI Win:	103	WON-LOST	WINNING	LAST 10	STRENGTH OF	OPP. STRENGTH	TEAM	ADJ.	CONF.	ADJ CONF.
Average RPI Loss:	11	RECORD	PCT. RANK	GAMES	SCHEDULE	OF SCHEDULE	RPI	RPI	RPI	RPI
DIV. I ONLY	29- 8	23	8- 2	13	19	12	12	3	3	
DIV. I NON-CONF.	15- 3	26	2- 1	22	15	11	11	4	4	
TOTALS	RPI 1-25	RPI 26-50	W-L RECORDS	RPI 51-100	RPI 101-150	RPI 150+				
29- 8	3- 7	6- 1	OVERALL	8- 0	4- 0	8- 0				
18- 2	3- 1	4- 1	HOME	4- 0	1- 0	6- 0				
9- 3	0- 3	1- 0	AWAY	4- 0	2- 0	2- 0				
2- 3	0- 3	1- 0	NEUTRAL	0- 0	1- 0	0- 0				
15- 3	2- 3	3- 0	NON-CONFERENCE	4- 0	1- 0	5- 0				
11- 1	2- 1	2- 0	HOME	3- 0	0- 0	4- 0				
4- 0	0- 0	1- 0	AWAY	1- 0	1- 0	1- 0				
0- 2	0- 2	0- 0	NEUTRAL	0- 0	0- 0	0- 0				
14- 5	1- 4	3- 1	CONFERENCE	4- 0	3- 0	3- 0				
7- 1	1- 0	2- 1	HOME	1- 0	1- 0	2- 0				
5- 3	0- 3	0- 0	AWAY	3- 0	1- 0	1- 0				
2- 1	0- 1	1- 0	NEUTRAL	0- 0	1- 0	0- 0				

RPI 1-25				Team's RPI: 12		RPI 26-50				RPI 51-100				RPI 101+			
RPI	S	Opponent	Score	RPI	S	Opponent	Score	RPI	S	Opponent	Score	RPI	S	Opponent	Score		
2	N	South Carolina	59 83	31	H	Syracuse	91 76	51	A	Virginia	86 81	108	A	Clemson	60 46		
3	A	Notre Dame	66 85	35	A	South Fla.	66 52	51	H	Virginia	66 55	108	N	Clemson	68 46		
3	N	Notre Dame	73 84	36	H	North Carolina St.	70 72	58	H	Belmont	73 50	112	A	Vanderbilt	78 66		
7	N	Baylor	63 97	36	N	North Carolina St.	59 58	63	H	Chattanooga	63 47	121	H	North Carolina	87 57		
10	A	Duke	55 58	38	H	Western Ky.	68 61	63	H	Chattanooga	82 62	159	A	Pittsburgh	63 48		
11	A	Florida St.	65 72	44	H	South Dakota St.	83 30	75	A	Middle Tenn.	91 72	159	H	Pittsburgh	73 52		
14	H	Kentucky	69 67	45	H	Georgia Tech	91 51	77	A	Virginia Tech	88 70	170	H	Boston College	68 43		
15	H	Maryland	72 78					91	A	Wake Forest	75 46	218	H	Col. of Charleston	86 58		
17	H	Miami (FL)	63 59									223	A	UT Martin	100 57		
18	H	Tennessee	75 64									233	H	Evansville	89 47		
												260	H	Bowling Green	83 58		
												299	H	Lafayette	92 48		
LAST 12 Division I GAMES:																	
7	N	Baylor	63 97	91	A	Wake Forest	75 46	51	H	Virginia	66 55	121	H	North Carolina	87 57		
18	H	Tennessee	75 64	51	H	Virginia	66 55	77	A	Virginia Tech	88 70	3	A	Notre Dame	66 85		
63	H	Chattanooga	82 62														
3	N	Notre Dame	73 84														
36	N	North Carolina St.	59 58														
108	N	Clemson	68 46														

Non-Div I Games:

Louisville

Average RPI Win:	326	WON-LOST	WINNING	LAST 10	STRENGTH OF	OPP. STRENGTH	TEAM	ADJ.	CONF.	ADJ CONF.
Average RPI Loss:	151	RECORD	PCT. RANK	GAMES	SCHEDULE	OF SCHEDULE	RPI	RPI	RPI	RPI
DIV. I ONLY	2- 28	346	0- 10	152	167	328	328	17	17	
DIV. I NON-CONF.	1- 10	325	0- 0	66	102	277	277	14	14	
TOTALS	RPI 1-25	RPI 26-50	W-L RECORDS	RPI 51-100	RPI 101-150	RPI 150+				
2- 28	0- 2	0- 2	OVERALL	0- 4	0- 4	2- 16				
2- 11	0- 1	0- 1	HOME	0- 2	0- 1	2- 6				
0- 14	0- 1	0- 1	AWAY	0- 2	0- 1	0- 9				
0- 3	0- 0	0- 0	NEUTRAL	0- 0	0- 2	0- 1				
1- 10	0- 2	0- 0	NON-CONFERENCE	0- 2	0- 4	1- 2				
1- 3	0- 1	0- 0	HOME	0- 1	0- 1	1- 0				
0- 5	0- 1	0- 0	AWAY	0- 1	0- 1	0- 2				
0- 2	0- 0	0- 0	NEUTRAL	0- 0	0- 2	0- 0				
1- 18	0- 0	0- 2	CONFERENCE	0- 2	0- 0	1- 14				
1- 8	0- 0	0- 1	HOME	0- 1	0- 0	1- 6				
0- 9	0- 0	0- 1	AWAY	0- 1	0- 0	0- 7				
0- 1	0- 0	0- 0	NEUTRAL	0- 0	0- 0	0- 1				

RPI	S	Opponent	Score	RPI	S	Opponent	Score	RPI	S	Opponent	Score	RPI	S	Opponent	Score	Team's RPI: 328
16	H	DePaul	46 107	28	A	Drake	46 89	54	A	Central Mich.	57 95	101	N	Troy	67 91	
17	A	Miami (FL)	43 81	28	H	Drake	42 86	60	A	UNI	30 68	108	N	Clemson	40 61	
								60	H	UNI	43 89	138	A	Lamar University	50 76	
								86	H	Northern Ill.	70 90	144	H	Milwaukee	46 73	
												159	A	Pittsburgh	35 59	
												164	A	Western Mich.	53 65	
												167	A	Missouri St.	52 61	
												167	H	Missouri St.	32 60	
												178	A	Wichita St.	43 65	
												178	H	Wichita St.	64 83	
												181	A	Southern Ill.	57 73	
												181	H	Southern Ill.	46 71	
												233	A	Evansville	36 67	
												233	H	Evansville	50 81	
												239	A	Bradley	45 72	
												239	H	Bradley	53 60	
												239	N	Bradley	42 57	
												254	A	Indiana St.	32 53	
												254	H	Indiana St.	38 48	
												308	A	Illinois St.	51 63	
												308	H	Illinois St.	64 61	
												344	H	Chicago St.	59 54	
LAST 12 Division I GAMES:																
239	N	Bradley	42 57	60	H	UNI	43 89									
181	H	Southern Ill.	46 71	254	A	Indiana St.	32 53									
233	H	Evansville	50 81	308	A	Illinois St.	51 63									
167	A	Missouri St.	52 61	239	A	Bradley	45 72									
178	A	Wichita St.	43 65	178	H	Wichita St.	64 83									
28	H	Drake	42 86	167	H	Missouri St.	32 60									

Non-Div I Games:

Loyola Chicago

■ Loss,
 ■ Non-Conf,
 ■ S Site,
 ■ Home
 ■ Away
 N Neutral

Loyola Maryland

Through Games Of April 2, 2017

Average RPI Win:	281	WON-LOST	WINNING	LAST 10	STRENGTH OF	OPP. STRENGTH	TEAM	ADJ.	CONF.	ADJ CONF.
Average RPI Loss:	158	RECORD	PCT. RANK	GAMES	SCHEDULE	OF SCHEDULE	RPI	RPI	RPI	RPI
DIV. I ONLY	11- 20	255	2- 8	214	271	269	269	24	24	
DIV. I NON-CONF.	4- 7	221	0- 0	185	237	247	247	25	25	
TOTALS	RPI 1-25	RPI 26-50	W-L RECORDS	RPI 51-100	RPI 101-150	RPI 150+				
11- 20	0- 1	0- 0	OVERALL	0- 4	0- 4	11- 11				
8- 8	0- 1	0- 0	HOME	0- 1	0- 2	8- 4				
3- 12	0- 0	0- 0	AWAY	0- 3	0- 2	3- 7				
0- 0	0- 0	0- 0	NEUTRAL	0- 0	0- 0	0- 0				
4- 7	0- 1	0- 0	NON-CONFERENCE	0- 1	0- 2	4- 3				
3- 3	0- 1	0- 0	HOME	0- 0	0- 1	3- 1				
1- 4	0- 0	0- 0	AWAY	0- 1	0- 1	1- 2				
0- 0	0- 0	0- 0	NEUTRAL	0- 0	0- 0	0- 0				
7- 13	0- 0	0- 0	CONFERENCE	0- 3	0- 2	7- 8				
5- 5	0- 0	0- 0	HOME	0- 1	0- 1	5- 3				
2- 8	0- 0	0- 0	AWAY	0- 2	0- 1	2- 5				
0- 0	0- 0	0- 0	NEUTRAL	0- 0	0- 0	0- 0				

RPI 1-25				RPI 26-50				RPI 51-100				RPI 101+ Team's RPI: 269			
RPI	S	Opponent	Score	RPI	S	Opponent	Score	RPI	S	Opponent	Score	RPI	S	Opponent	Score
15	H	Maryland	60 79					57	A	Bucknell	39 57	113	A	Navy	51 77
								57	A	Bucknell	72 75	113	H	Navy	43 55
								57	H	Bucknell	66 72	132	A	Cornell	50 58
								70	A	George Washington	64 74	140	H	Delaware	45 47
												159	A	Pittsburgh	44 74
												160	A	Army West Point	48 67
												160	H	Army West Point	71 62
												165	A	Fairfield	57 58
												185	A	American	59 66
												185	H	American	45 60
												198	H	Columbia	53 65
												220	A	UMBC	70 65
												229	A	Boston U.	58 61
												229	H	Boston U.	55 67
												275	A	Colgate	62 76
												275	H	Colgate	87 77
												288	H	Mt. St. Mary's	58 53
												299	A	Lafayette	60 55
												299	H	Lafayette	75 47
												304	H	Lipscomb	74 30
												306	A	Lehigh	69 86
												306	H	Lehigh	78 50
												306	H	Lehigh	62 58
												316	A	Holy Cross	56 37
												316	H	Holy Cross	58 59
												323	H	St. Francis Brooklyn	69 60
LAST 12 Division I GAMES:															
57	A	Bucknell	72 75	57	A	Bucknell	39 57	229	H	Boston U.	55 67	306	H	Lehigh	78 50
306	H	Lehigh	78 50	113	H	Navy	43 55	160	A	Army West Point	48 67	316	A	Holy Cross	56 37
316	A	Holy Cross	56 37	306	A	Lehigh	69 86	299	H	Lafayette	75 47				
185	A	American	59 66												
316	H	Holy Cross	58 59												
275	A	Colgate	62 76												

Non-Div I Games:

Loyola Maryland

Loss, Non-Conf, S Site, H Home A Away N Neutral

Average RPI Win:	240	WON-LOST	WINNING	LAST 10	STRENGTH OF	OPP. STRENGTH	TEAM	ADJ.	CONF.	ADJ CONF.
Average RPI Loss:	128	RECORD	PCT. RANK	GAMES	SCHEDULE	OF SCHEDULE	RPI	RPI	RPI	RPI
DIV. I ONLY	14- 16	190	5- 5	230	176	205	205	15	15	
DIV. I NON-CONF.	5- 6	183	0- 0	233	238	211	211	13	13	
TOTALS	RPI 1-25	RPI 26-50	W-L RECORDS	RPI 51-100	RPI 101-150	RPI 150+				
14- 16	0- 0	0- 0	OVERALL	0- 6	2- 6	12- 4				
9- 6	0- 0	0- 0	HOME	0- 3	2- 2	7- 1				
5- 9	0- 0	0- 0	AWAY	0- 1	0- 0	5- 1				
0- 1	0- 0	0- 0	NEUTRAL	0- 0	0- 1	0- 0				
5- 6	0- 0	0- 0	NON-CONFERENCE	0- 4	0- 1	5- 1				
2- 4	0- 0	0- 0	HOME	0- 2	0- 1	2- 1				
3- 2	0- 0	0- 0	AWAY	0- 2	0- 0	3- 0				
0- 0	0- 0	0- 0	NEUTRAL	0- 0	0- 0	0- 0				
9- 10	0- 0	0- 0	CONFERENCE	0- 2	2- 5	7- 3				
7- 2	0- 0	0- 0	HOME	0- 1	2- 1	5- 0				
2- 7	0- 0	0- 0	AWAY	0- 1	0- 3	2- 3				
0- 1	0- 0	0- 0	NEUTRAL	0- 0	0- 1	0- 0				

RPI 1-25				RPI 26-50				RPI 51-100				RPI 101+				Team's RPI: 205	
RPI	S	Opponent	Score	RPI	S	Opponent	Score	RPI	S	Opponent	Score	RPI	S	Opponent	Score		
								58	H	Belmont	72	79	102	H	Long Beach St.	78	81
								64	A	Washington St.	45	92	110	A	BYU	59	76
								67	A	Gonzaga	61	73	110	H	BYU	77	74
								67	H	Gonzaga	56	80	114	A	Saint Mary's (CA)	59	74
								92	A	Oklahoma St.	58	66	114	H	Saint Mary's (CA)	72	57
								93	H	Saint Louis	76	90	143	A	San Francisco	73	89
													143	H	San Francisco	72	79
													143	N	San Francisco	67	80
													163	A	Santa Clara	64	71
													163	H	Santa Clara	61	50
													189	H	UC Riverside	72	75
													201	H	UC Santa Barbara	57	55
													211	A	Seattle U	62	59
													224	A	San Diego	58	61
													224	H	San Diego	63	55
													245	A	Pacific	65	52
													245	H	Pacific	75	64
													270	A	San Diego St.	60	53
													277	A	Portland	56	71
													277	H	Portland	69	54
													314	A	Pepperdine	87	78
													314	H	Pepperdine	72	60
													327	H	UC Irvine	58	39
													346	A	Cal St. Fullerton	77	62
LAST 12 Division I GAMES:																	
				143	N	San Francisco	67	80	67	A	Gonzaga	61	73				
				245	H	Pacific	75	64	143	H	San Francisco	72	79				
				143	A	San Francisco	73	89	224	H	San Diego	63	55				
				314	A	Pepperdine	87	78	110	H	BYU	77	74				
				114	H	Saint Mary's (CA)	72	57	245	A	Pacific	65	52				
				277	A	Portland	56	71	163	H	Santa Clara	61	50				

Non-Div I Games:

Loyola Marymount

Average RPI Win:	206	WON-LOST	WINNING	LAST 10	STRENGTH OF	OPP. STRENGTH	TEAM	ADJ.	CONF.	ADJ CONF.
Average RPI Loss:	120	RECORD	PCT. RANK	GAMES	SCHEDULE	OF SCHEDULE	RPI	RPI	RPI	RPI
DIV. I ONLY	18- 16	158	6- 4	120	129	130	130	22	22	
DIV. I NON-CONF.	7- 8	176	0- 0	80	21	106	106	22	22	
TOTALS	RPI 1-25	RPI 26-50	W-L RECORDS	RPI 51-100	RPI 101-150	RPI 150+				
18- 16	0- 3	1- 1	OVERALL	3- 5	0- 2	14- 5				
10- 2	0- 1	1- 0	HOME	1- 1	0- 0	8- 0				
3- 13	0- 2	0- 1	AWAY	0- 4	0- 1	3- 5				
5- 1	0- 0	0- 0	NEUTRAL	2- 0	0- 1	3- 0				
7- 8	0- 3	1- 1	NON-CONFERENCE	1- 1	0- 2	5- 1				
3- 1	0- 1	1- 0	HOME	0- 0	0- 0	2- 0				
1- 6	0- 2	0- 1	AWAY	0- 1	0- 1	1- 1				
3- 1	0- 0	0- 0	NEUTRAL	1- 0	0- 1	2- 0				
11- 8	0- 0	0- 0	CONFERENCE	2- 4	0- 0	9- 4				
7- 1	0- 0	0- 0	HOME	1- 1	0- 0	6- 0				
2- 7	0- 0	0- 0	AWAY	0- 3	0- 0	2- 4				
2- 0	0- 0	0- 0	NEUTRAL	1- 0	0- 0	1- 0				

RPI 1-25				RPI 26-50				RPI 51-100				RPI 101+ Team's RPI: 130			
RPI	S	Opponent	Score	RPI	S	Opponent	Score	RPI	S	Opponent	Score	RPI	S	Opponent	Score
2	A	South Carolina	42 79	46	H	Purdue	67 47	63	N	Chattanooga	49 39	108	A	Clemson	61 69
4	H	Mississippi St.	43 87	47	A	Harvard	62 69	74	A	Tulane	62 77	147	N	Hampton	49 58
17	A	Miami (FL)	51 76					90	A	New Hampshire	44 50	161	H	Northeastern	68 49
								90	H	New Hampshire	57 65	170	A	Boston College	53 64
								90	N	New Hampshire	61 52	188	A	Hartford	66 60
								100	A	Albany (NY)	60 64	188	H	Hartford	73 62
								100	A	Albany (NY)	50 66	204	N	ETSU	61 48
								100	H	Albany (NY)	84 71	213	A	Binghamton	52 58
												213	H	Binghamton	62 49
												213	N	Binghamton	57 40
												220	A	UMBC	62 66
												220	H	UMBC	72 40
												222	H	Dartmouth	60 55
												243	A	Bryant	77 52
												262	A	Stony Brook	41 55
												262	H	Stony Brook	78 71
												274	A	Vermont	52 55
												274	H	Vermont	59 43
												326	N	Saint Peter's	59 43
												343	A	UMass Lowell	65 44
												343	H	UMass Lowell	76 50
LAST 12 Division I GAMES:															
100	A	Albany (NY)	50 66	262	H	Stony Brook	78 71								
90	N	New Hampshire	61 52	343	H	UMass Lowell	76 50								
213	N	Binghamton	57 40	188	A	Hartford	66 60								
213	H	Binghamton	62 49	220	A	UMBC	62 66								
100	A	Albany (NY)	60 64	274	H	Vermont	59 43								
90	H	New Hampshire	57 65	213	A	Binghamton	52 58								

Non-Div I Games:

Maine

■ Loss,
 ■ Non-Conf,
 ■ S Site,
 ■ H Home
 ■ A Away
 N Neutral

Average RPI Win: 247	WON-LOST	WINNING	LAST 10	STRENGTH OF	OPP. STRENGTH	TEAM	ADJ.	CONF.	ADJ CONF.
Average RPI Loss: 166	RECORD	PCT. RANK	GAMES	SCHEDULE	OF SCHEDULE	RPI	RPI	RPI	RPI
DIV. I ONLY	8- 22	296	2- 8	182	255	278	278	18	18
DIV. I NON-CONF.	4- 5	195	0- 0	82	322	150	150	17	17
TOTALS	RPI 1-25	RPI 26-50	W-L RECORDS	RPI 51-100	RPI 101-150	RPI 150+			
8- 22	0- 0	0- 2	OVERALL	0- 2	1- 6	7- 12			
4- 10	0- 0	0- 1	HOME	0- 1	1- 2	3- 6			
4- 11	0- 0	0- 1	AWAY	0- 0	0- 1	4- 0			
0- 1	0- 0	0- 0	NEUTRAL	0- 0	0- 0	0- 1			
4- 5	0- 0	0- 0	NON-CONFERENCE	0- 2	1- 2	3- 1			
2- 2	0- 0	0- 0	HOME	0- 1	1- 0	1- 1			
2- 3	0- 0	0- 0	AWAY	0- 1	0- 2	2- 0			
0- 0	0- 0	0- 0	NEUTRAL	0- 0	0- 0	0- 0			
4- 17	0- 0	0- 2	CONFERENCE	0- 0	0- 4	4- 11			
2- 8	0- 0	0- 1	HOME	0- 0	0- 2	2- 5			
2- 8	0- 0	0- 1	AWAY	0- 0	0- 2	2- 5			
0- 1	0- 0	0- 0	NEUTRAL	0- 0	0- 0	0- 1			

RPI S	Opponent	Score	RPI S	Opponent	Score	RPI S	Opponent	Score	RPI S	Opponent	Score	Team's RPI: 278
29	A Quinnipiac	38 81	29	H Quinnipiac	49 69	57	A Bucknell	64 69	106	A Buffalo	39 73	
						90	H New Hampshire	42 59	107	A Rider	64 73	
									107	H Rider	36 53	
									115	A Fordham	60 63	
									136	H Yale	63 57	
									148	A Iona	53 70	
									148	H Iona	62 76	
									154	A Brown	58 57	
									165	A Fairfield	56 71	
									165	H Fairfield	43 64	
									179	A Siena	62 67	
									179	H Siena	68 66	
									219	A Monmouth	75 61	
									219	H Monmouth	50 63	
									219	N Monmouth	46 62	
									231	A Marist	76 81	
									231	H Marist	47 62	
									252	A Canisius	48 58	
									252	H Canisius	57 62	
									262	H Stony Brook	50 55	
									265	A Niagara	42 65	
									265	H Niagara	59 62	
									316	H Holy Cross	60 56	
									323	A St. Francis Brooklyn	55 52	
									326	A Saint Peter's	69 65	
									326	H Saint Peter's	57 44	
LAST 12 Division I GAMES:												
219	N Monmouth	46 62	179	A Siena	62 67							
231	A Marist	76 81	265	A Niagara	42 65							
219	H Monmouth	50 63	252	A Canisius	48 58							
29	H Quinnipiac	49 69	326	H Saint Peter's	57 44							
219	A Monmouth	75 61	107	A Rider	64 73							
165	H Fairfield	43 64	326	A Saint Peter's	69 65							

Non-Div I Games:

Manhattan

■ Loss,
 ■ Non-Conf,
 ■ S Site,
 ■ Home
 ■ Away
 N Neutral

Average RPI Win: 239	WON-LOST	WINNING	LAST 10	STRENGTH OF	OPP. STRENGTH	TEAM	ADJ.	CONF.	ADJ CONF.
Average RPI Loss: 166	RECORD	PCT. RANK	GAMES	SCHEDULE	OF SCHEDULE	RPI	RPI	RPI	RPI
DIV. I ONLY	15- 17	188	5- 5	310	173	231	231	18	18
DIV. I NON-CONF.	3- 7	250	0- 0	334	132	308	308	17	17
TOTALS	RPI 1-25	RPI 26-50	W-L RECORDS	RPI 51-100	RPI 101-150	RPI 150+			
15- 17	0- 1	0- 3	OVERALL	0- 0	1- 3	14- 10			
5- 8	0- 1	0- 1	HOME	0- 0	0- 2	5- 4			
8- 6	0- 0	0- 1	AWAY	0- 0	1- 1	7- 4			
2- 3	0- 0	0- 1	NEUTRAL	0- 0	0- 0	2- 2			
3- 7	0- 1	0- 1	NON-CONFERENCE	0- 0	0- 0	3- 5			
1- 2	0- 1	0- 0	HOME	0- 0	0- 0	1- 1			
1- 3	0- 0	0- 0	AWAY	0- 0	0- 0	1- 3			
1- 2	0- 0	0- 1	NEUTRAL	0- 0	0- 0	1- 1			
12- 10	0- 0	0- 2	CONFERENCE	0- 0	1- 3	11- 5			
4- 6	0- 0	0- 1	HOME	0- 0	0- 2	4- 3			
7- 3	0- 0	0- 1	AWAY	0- 0	1- 1	6- 1			
1- 1	0- 0	0- 0	NEUTRAL	0- 0	0- 0	1- 1			

RPI 1-25				RPI 26-50				RPI 51-100				RPI 101+ Team's RPI: 231			
RPI	S	Opponent	Score	RPI	S	Opponent	Score	RPI	S	Opponent	Score	RPI	S	Opponent	Score
21	H	Creighton	50 72	29	A	Quinnipiac	57 79					107	A	Rider	46 65
				29	H	Quinnipiac	36 70					107	H	Rider	56 69
				50	N	Auburn	51 52					148	A	Iona	68 62
												148	H	Iona	37 48
												165	A	Fairfield	68 62
												165	H	Fairfield	71 55
												165	N	Fairfield	44 61
												172	N	East Carolina	68 70
												179	A	Siena	70 59
												179	H	Siena	68 69
												187	A	Hofstra	42 62
												199	H	Seton Hall	63 76
												219	A	Monmouth	69 79
												219	H	Monmouth	76 66
												222	A	Dartmouth	66 61
												229	H	Boston U.	76 57
												252	A	Canisius	85 74
												252	H	Canisius	67 60
												265	A	Niagara	60 58
												265	H	Niagara	53 68
												278	A	Manhattan	62 47
												278	H	Manhattan	81 76
												280	N	N.C. A&T	69 64
												302	A	Rhode Island	61 82
												316	A	Holy Cross	46 50
												326	A	Saint Peter's	66 58
LAST 12 Division I GAMES:															
				165	N	Fairfield	44 61					107	A	Rider	46 65
				326	N	Saint Peter's	71 60					265	H	Niagara	53 68
				278	H	Manhattan	81 76					29	A	Quinnipiac	57 79
				29	H	Quinnipiac	36 70					326	A	Saint Peter's	66 58
				219	H	Monmouth	76 66					179	A	Siena	70 59
				165	A	Fairfield	68 62					252	H	Canisius	67 60

Non-Div I Games:

Marist

■ Loss,
 ■ Non-Conf, S Site,
 ■ Home
 ■ Away
 N Neutral

M
a
r
i
s
t

RPI S Opponent Marist Score

Through Games Of April 2, 2017

RPI	S	Opponent	Score	
326	H	Saint Peter's	69	73
326	N	Saint Peter's	71	60

M
a
r
i
s
t

Marist

Average RPI Win:	133	WON-LOST	WINNING	LAST 10	STRENGTH OF	OPP. STRENGTH	TEAM	ADJ.	CONF.	ADJ CONF.
Average RPI Loss:	73	RECORD	PCT. RANK	GAMES	SCHEDULE	OF SCHEDULE	RPI	RPI	RPI	RPI
DIV. I ONLY	25- 8	30	8- 2	54	73	30	30	7	7	
DIV. I NON-CONF.	9- 3	50	0- 1	68	96	54	54	6	6	
TOTALS	RPI 1-25	RPI 26-50	W-L RECORDS	RPI 51-100	RPI 101-150	RPI 150+				
25- 8	5- 2	3- 2	OVERALL	4- 2	1- 0	12- 2				
16- 3	3- 1	2- 1	HOME	3- 1	1- 0	7- 0				
9- 3	2- 1	1- 0	AWAY	1- 1	0- 0	5- 1				
0- 2	0- 0	0- 1	NEUTRAL	0- 0	0- 0	0- 1				
9- 3	1- 0	1- 2	NON-CONFERENCE	1- 0	1- 0	5- 1				
6- 1	0- 0	1- 1	HOME	1- 0	1- 0	3- 0				
3- 0	1- 0	0- 0	AWAY	0- 0	0- 0	2- 0				
0- 2	0- 0	0- 1	NEUTRAL	0- 0	0- 0	0- 1				
16- 5	4- 2	2- 0	CONFERENCE	3- 2	0- 0	7- 1				
10- 2	3- 1	1- 0	HOME	2- 1	0- 0	4- 0				
6- 3	1- 1	1- 0	AWAY	1- 1	0- 0	3- 1				
0- 0	0- 0	0- 0	NEUTRAL	0- 0	0- 0	0- 0				

RPI 1-25				RPI 26-50				Team's RPI: 30	RPI 51-100				RPI 101+			
RPI	S	Opponent	Score	RPI	S	Opponent	Score		RPI	S	Opponent	Score	RPI	S	Opponent	Score
6	A	Oregon St.	74 73	29	N	Quinnipiac	65 68		61	H	Western Ill.	77 61	144	H	Milwaukee	85 74
16	A	DePaul	102 101	32	H	Green Bay	63 78		62	A	St. John's (NY)	64 70	157	H	New Mexico	62 52
16	H	DePaul	86 78	33	H	Arizona St.	75 63		62	H	St. John's (NY)	72 82	163	N	Santa Clara	62 65
16	H	DePaul	96 81	41	A	Villanova	77 71		76	A	Georgetown	84 77	196	A	Providence	64 66
21	A	Creighton	77 80	41	H	Villanova	62 53		76	H	Georgetown	80 66	196	H	Providence	79 74
21	H	Creighton	63 83						76	H	Georgetown	80 70	199	A	Seton Hall	83 77
21	H	Creighton	72 65										199	H	Seton Hall	103 60
LAST 12 Division I GAMES:																
29	N	Quinnipiac	65 68	16	H	DePaul	96 81		203	A	Xavier	86 71	245	A	Pacific	89 75
16	H	DePaul	86 78	21	H	Creighton	72 65		258	A	Butler	72 66	258	A	Butler	72 66
76	H	Georgetown	80 66	41	H	Villanova	62 53		62	H	St. John's (NY)	72 82	258	H	Butler	91 53
41	H	Villanova	62 53	76	H	Georgetown	80 70		199	H	Seton Hall	103 60	342	H	Longwood	87 37
21	A	Creighton	77 80													

Non-Div I Games:

Marquette

■ Loss,
■ Non-Conf,
■ S Site,
■ H Home
■ A Away
N Neutral

Marshall

Through Games Of April 2, 2017

Average RPI Win:	273	WON-LOST	WINNING	LAST 10	STRENGTH OF	OPP. STRENGTH	TEAM	ADJ.	CONF.	ADJ CONF.
Average RPI Loss:	129	RECORD	PCT. RANK	GAMES	SCHEDULE	OF SCHEDULE	RPI	RPI	RPI	RPI
DIV. I ONLY	11- 17	232	1- 9	220	184	244	244	14	14	
DIV. I NON-CONF.	6- 3	85	0- 0	345	327	217	217	15	15	
TOTALS	RPI 1-25	RPI 26-50	W-L RECORDS	RPI 51-100	RPI 101-150	RPI 150+				
11- 17	0- 0	0- 2	OVERALL	0- 3	0- 9	11- 3				
7- 6	0- 0	0- 1	HOME	0- 1	0- 4	7- 0				
3- 9	0- 0	0- 1	AWAY	0- 2	0- 4	3- 2				
1- 2	0- 0	0- 0	NEUTRAL	0- 0	0- 1	1- 1				
6- 3	0- 0	0- 0	NON-CONFERENCE	0- 1	0- 1	6- 1				
4- 0	0- 0	0- 0	HOME	0- 0	0- 0	4- 0				
1- 2	0- 0	0- 0	AWAY	0- 1	0- 1	1- 0				
1- 1	0- 0	0- 0	NEUTRAL	0- 0	0- 0	1- 1				
5- 14	0- 0	0- 2	CONFERENCE	0- 2	0- 8	5- 2				
3- 6	0- 0	0- 1	HOME	0- 1	0- 4	3- 0				
2- 7	0- 0	0- 1	AWAY	0- 1	0- 3	2- 2				
0- 1	0- 0	0- 0	NEUTRAL	0- 0	0- 1	0- 0				

RPI S	Opponent	Score	RPI S	Opponent	Score	RPI S	Opponent	Score	RPI S	Opponent	Score	Team's RPI: 244
38	A Western Ky.	57 73	38	H Western Ky.	64 78	75	A Middle Tenn.	69 94	105	H Southern Miss.	78 82	
						75	H Middle Tenn.	63 72	120	A Charlotte	77 93	
						82	A Penn St.	80 82	120	H Charlotte	75 89	
									120	N Charlotte	66 71	
									121	A North Carolina	53 75	
									134	A Old Dominion	69 73	
									134	H Old Dominion	85 94	
									139	H Louisiana Tech	54 72	
									142	A Rice	74 84	
									184	A North Texas	60 57	
									186	A UTSA	88 81	
									190	A UAB	55 71	
									190	H UAB	61 58	
									208	A Illinois	55 53	
									256	H Coastal Caro.	84 66	
									266	N Prairie View	68 78	
									300	A UTEP	74 84	
									309	H FIU	70 52	
									324	H Florida A&M	77 67	
									329	H Morgan St.	62 43	
									337	H Fla. Atlantic	76 53	
									340	N Sam Houston St.	73 50	
									342	H Longwood	70 50	
LAST 12 Division I GAMES:												
120	N Charlotte	66 71	190	A UAB	55 71							
184	A North Texas	60 57	38	H Western Ky.	64 78							
142	A Rice	74 84	139	H Louisiana Tech	54 72							
120	H Charlotte	75 89	105	H Southern Miss.	78 82							
134	H Old Dominion	85 94	300	A UTEP	74 84							
75	A Middle Tenn.	69 94	186	A UTSA	88 81							

Non-Div I Games: Me.-Fort Kent 136 62 Bluefield Col. 77 35

Marshall

Loss, Non-Conf, S Site, H Home A Away N Neutral

Average RPI Win:	135	WON-LOST	WINNING	LAST 10	STRENGTH OF	OPP. STRENGTH	TEAM	ADJ.	CONF.	ADJ CONF.
Average RPI Loss:	15	RECORD	PCT. RANK	GAMES	SCHEDULE	OF SCHEDULE	RPI	RPI	RPI	RPI
DIV. I ONLY	32- 3	2	8- 2	86	46	15	15	5	5	
DIV. I NON-CONF.	14- 2	11	2- 1	159	67	44	44	5	5	
TOTALS	RPI 1-25	RPI 26-50	W-L RECORDS	RPI 51-100	RPI 101-150	RPI 150+				
32- 3	1- 3	8- 0	OVERALL	9- 0	1- 0	13- 0				
16- 1	0- 1	2- 0	HOME	5- 0	0- 0	9- 0				
11- 1	1- 1	3- 0	AWAY	2- 0	1- 0	4- 0				
5- 1	0- 1	3- 0	NEUTRAL	2- 0	0- 0	0- 0				
14- 2	1- 2	2- 0	NON-CONFERENCE	2- 0	1- 0	8- 0				
8- 1	0- 1	1- 0	HOME	1- 0	0- 0	6- 0				
4- 0	1- 0	0- 0	AWAY	0- 0	1- 0	2- 0				
2- 1	0- 1	1- 0	NEUTRAL	1- 0	0- 0	0- 0				
18- 1	0- 1	6- 0	CONFERENCE	7- 0	0- 0	5- 0				
8- 0	0- 0	1- 0	HOME	4- 0	0- 0	3- 0				
7- 1	0- 1	3- 0	AWAY	2- 0	0- 0	2- 0				
3- 0	0- 0	2- 0	NEUTRAL	1- 0	0- 0	0- 0				

RPI 1-25				RPI 26-50				RPI 51-100				RPI 101+			
RPI	S	Opponent	Score	RPI	S	Opponent	Score	RPI	S	Opponent	Score	RPI	S	Opponent	Score
1	H	UConn	81 87	33	N	Arizona St.	83 42	57	H	Bucknell	103 61	127	A	Duquesne	77 57
12	A	Louisville	78 72	34	H	Michigan	83 70	64	N	Washington St.	79 69	192	A	Nebraska	93 49
19	A	Ohio St.	87 98	37	H	West Virginia	83 56	66	A	Iowa	98 82	207	H	Wisconsin	89 40
24	N	Oregon	63 77	43	A	Michigan St.	89 72	66	H	Iowa	100 81	208	A	Illinois	94 49
				43	N	Michigan St.	100 89	68	H	Northwestern	96 65	208	H	Illinois	84 59
				46	A	Purdue	85 70	72	A	Minnesota	83 72	214	H	Towson	97 63
				46	N	Purdue	74 64	72	H	Minnesota	93 60	220	H	UMBC	92 42
				49	A	Indiana	92 56	72	N	Minnesota	92 80	221	H	Rutgers	80 71
								82	H	Penn St.	89 83	259	H	UMES	106 61
												265	A	Niagara	96 64
												269	A	Loyola Maryland	79 60
												288	H	Mt. St. Mary's	106 42
												326	H	Saint Peter's	101 49
												343	H	UMass Lowell	100 44
LAST 12 Division I GAMES:															
24	N	Oregon	63 77	72	H	Minnesota	93 60								
37	H	West Virginia	83 56	19	A	Ohio St.	87 98								
57	H	Bucknell	103 61	207	H	Wisconsin	89 40								
46	N	Purdue	74 64	43	A	Michigan St.	89 72								
43	N	Michigan St.	100 89	208	H	Illinois	84 59								
72	N	Minnesota	92 80	49	A	Indiana	92 56								

Non-Div I Games:

Maryland

■ Loss,
 ■ Non-Conf, S Site,
 ■ Home
 ■ Away
 N Neutral

Massachusetts

Through Games Of April 2, 2017

Average RPI Win:	275	WON-LOST	WINNING	LAST 10	STRENGTH OF	OPP. STRENGTH	TEAM	ADJ.	CONF.	ADJ CONF.
Average RPI Loss:	164	RECORD	PCT. RANK	GAMES	SCHEDULE	OF SCHEDULE	RPI	RPI	RPI	RPI
DIV. I ONLY	8- 21	288	1- 9	289	178	310	310	12	12	
DIV. I NON-CONF.	5- 7	204	1- 0	316	287	270	270	12	12	
TOTALS	RPI 1-25	RPI 26-50	W-L RECORDS	RPI 51-100	RPI 101-150	RPI 150+				
8- 21	0- 0	0- 1	OVERALL	0- 5	1- 4	7- 11				
6- 6	0- 0	0- 0	HOME	0- 2	1- 0	5- 4				
1- 14	0- 0	0- 0	AWAY	0- 1	0- 1	1- 2				
1- 1	0- 0	0- 0	NEUTRAL	0- 1	0- 0	1- 0				
5- 7	0- 0	0- 0	NON-CONFERENCE	0- 2	0- 1	5- 4				
4- 0	0- 0	0- 0	HOME	0- 0	0- 0	4- 0				
0- 6	0- 0	0- 0	AWAY	0- 1	0- 1	0- 4				
1- 1	0- 0	0- 0	NEUTRAL	0- 1	0- 0	1- 0				
3- 14	0- 0	0- 1	CONFERENCE	0- 3	1- 3	2- 7				
2- 6	0- 0	0- 0	HOME	0- 2	1- 0	1- 4				
1- 8	0- 0	0- 1	AWAY	0- 1	0- 3	1- 3				
0- 0	0- 0	0- 0	NEUTRAL	0- 0	0- 0	0- 0				

RPI 1-25			RPI 26-50			RPI 51-100			RPI 101+			Team's RPI: 310			
RPI	S	Opponent	Score	RPI	S	Opponent	Score	RPI	S	Opponent	Score				
				39	A	Dayton	65 77	66	A	Iowa	30 71	106	A	Buffalo	47 61
								70	H	George Washington	54 60	115	A	Fordham	43 74
								88	N	Drexel	47 65	122	A	Saint Joseph's	50 81
								93	A	Saint Louis	51 91	127	H	Duquesne	75 67
								93	H	Saint Louis	60 81	149	A	VCU	52 55
												171	A	La Salle	64 68
												171	H	La Salle	52 57
												187	A	Hofstra	55 71
												188	A	Hartford	56 75
												197	H	George Mason	55 66
												229	A	Boston U.	60 64
												232	A	Richmond	45 56
												243	H	Bryant	68 62
												248	H	St. Bonaventure	38 55
												279	A	Davidson	61 60
												279	H	Davidson	59 63
												301	H	Central Conn. St.	76 37
												302	A	Rhode Island	50 53
												302	H	Rhode Island	68 67
												307	H	North Dakota St.	70 58
												309	A	FIU	57 58
												316	H	Holy Cross	69 66
												325	N	Montana	59 58
LAST 12 Division I GAMES:															
				93	A	Saint Louis	51 91	279	H	Davidson	59 63				
				325	N	Montana	59 58	93	H	Saint Louis	60 81				
				302	A	Rhode Island	50 53	149	A	VCU	52 55				
				171	H	La Salle	52 57	171	A	La Salle	64 68				
				232	A	Richmond	45 56	70	H	George Washington	54 60				
				115	A	Fordham	43 74	248	H	St. Bonaventure	38 55				

Non-Div I Games: Merrimack 73 44

Massachusetts

Loss, Non-Conf, S Site, H Home A Away N Neutral

Average RPI Win:	322	WON-LOST	WINNING	LAST 10	STRENGTH OF	OPP. STRENGTH	TEAM	ADJ.	CONF.	ADJ CONF.
Average RPI Loss:	154	RECORD	PCT. RANK	GAMES	SCHEDULE	OF SCHEDULE	RPI	RPI	RPI	RPI
DIV. I ONLY	10- 17	249	4- 6	301	283	283	283	27	27	
DIV. I NON-CONF.	1- 6	310	0- 0	256	80	305	305	27	27	
TOTALS	RPI 1-25	RPI 26-50	W-L RECORDS	RPI 51-100	RPI 101-150	RPI 150+				
10- 17	0- 0	0- 0	OVERALL	0- 5	0- 6	10- 6				
5- 6	0- 0	0- 0	HOME	0- 2	0- 3	5- 1				
4- 8	0- 0	0- 0	AWAY	0- 2	0- 2	4- 4				
1- 3	0- 0	0- 0	NEUTRAL	0- 1	0- 1	1- 1				
1- 6	0- 0	0- 0	NON-CONFERENCE	0- 1	0- 3	1- 2				
0- 2	0- 0	0- 0	HOME	0- 0	0- 2	0- 0				
1- 2	0- 0	0- 0	AWAY	0- 1	0- 0	1- 1				
0- 2	0- 0	0- 0	NEUTRAL	0- 0	0- 1	0- 1				
9- 11	0- 0	0- 0	CONFERENCE	0- 4	0- 3	9- 4				
5- 4	0- 0	0- 0	HOME	0- 2	0- 1	5- 1				
3- 6	0- 0	0- 0	AWAY	0- 1	0- 2	3- 3				
1- 1	0- 0	0- 0	NEUTRAL	0- 1	0- 0	1- 0				

RPI 1-25			RPI 26-50			RPI 51-100				RPI 101+			Team's RPI: 283		
RPI	S	Opponent	Score	RPI	S	Opponent	Score	RPI	S	Opponent	Score	RPI	S	Opponent	Score
								74	A	Tulane	65 82	103	A	Abilene Christian	65 77
								81	A	Central Ark.	52 67	109	N	Alabama	63 84
								81	H	Central Ark.	49 72	138	A	Lamar University	57 79
								98	H	SFA	65 96	138	H	Lamar University	67 83
								98	N	SFA	63 77	139	H	Louisiana Tech	56 66
												146	H	Louisiana	70 77
												159	N	Pittsburgh	65 71
												166	A	TCU	70 74
												238	A	New Orleans	85 92
												238	H	New Orleans	59 71
												268	A	A&M-Corpus Christi	66 77
												298	H	Nicholls St.	59 52
												298	N	Nicholls St.	79 58
												305	A	Northwestern St.	68 63
												305	H	Northwestern St.	68 52
												330	A	Southeastern La.	86 83
												331	A	La.-Monroe	78 52
												334	H	Incarnate Word	78 61
												338	A	Houston Baptist	68 72
												338	H	Houston Baptist	68 53
												340	A	Sam Houston St.	61 58
												340	H	Sam Houston St.	79 56
LAST 12 Division I GAMES:															
				98	N	SFA	63 77			298	H	Nicholls St.	59 52		
				298	N	Nicholls St.	79 58			238	A	New Orleans	85 92		
				138	H	Lamar University	67 83			334	H	Incarnate Word	78 61		
				340	A	Sam Houston St.	61 58			138	A	Lamar University	57 79		
				268	A	A&M-Corpus Christi	66 77			81	H	Central Ark.	49 72		
				338	A	Houston Baptist	68 72			103	A	Abilene Christian	65 77		

Non-Div I Games: LSU-Alexandria 100 66 Louisiana Col. 88 47 Southern-N.O. 94 65 Wiley 72 56
McNeese

Loss, Non-Conf, S Site, H Home A Away N Neutral

Average RPI Win: 158	WON-LOST	WINNING	LAST 10	STRENGTH OF	OPP. STRENGTH	TEAM	ADJ.	CONF.	ADJ CONF.
Average RPI Loss: 128	RECORD	PCT. RANK	GAMES	SCHEDULE	OF SCHEDULE	RPI	RPI	RPI	RPI
DIV. I ONLY	14- 16	190	5- 5	125	80	168	168	6	6
DIV. I NON-CONF.	7- 6	153	0- 0	300	195	235	235	7	7
TOTALS	RPI 1-25	RPI 26-50	W-L RECORDS	RPI 51-100	RPI 101-150	RPI 150+			
14- 16	0- 3	1- 1	OVERALL	4- 3	2- 2	7- 7			
11- 5	0- 1	1- 0	HOME	2- 2	2- 0	6- 2			
3- 9	0- 2	0- 1	AWAY	2- 1	0- 1	1- 4			
0- 2	0- 0	0- 0	NEUTRAL	0- 0	0- 1	0- 1			
7- 6	0- 0	0- 0	NON-CONFERENCE	0- 1	2- 0	5- 5			
6- 2	0- 0	0- 0	HOME	0- 1	2- 0	4- 1			
1- 3	0- 0	0- 0	AWAY	0- 0	0- 0	1- 3			
0- 1	0- 0	0- 0	NEUTRAL	0- 0	0- 0	0- 1			
7- 10	0- 3	1- 1	CONFERENCE	4- 2	0- 2	2- 2			
5- 3	0- 1	1- 0	HOME	2- 1	0- 0	2- 1			
2- 6	0- 2	0- 1	AWAY	2- 1	0- 1	0- 1			
0- 1	0- 0	0- 0	NEUTRAL	0- 0	0- 1	0- 0			

RPI 1-25				RPI 26-50				RPI 51-100				RPI 101+ Team's RPI: 168			
RPI	S	Opponent	Score	RPI	S	Opponent	Score	RPI	S	Opponent	Score	RPI	S	Opponent	Score
1	A	UConn	48 91	35	A	South Fla.	49 79	52	H	Little Rock	44 54	112	H	Vanderbilt	75 59
25	A	Temple	51 66	35	H	South Fla.	62 57	74	A	Tulane	55 52	139	H	Louisiana Tech	56 54
25	H	Temple	67 73					74	H	Tulane	57 56	150	A	Tulsa	52 57
								94	A	UCF	65 62	150	N	Tulsa	55 60
								94	H	UCF	65 59	167	H	Missouri St.	69 60
								95	A	SMU	44 53	172	H	East Carolina	72 50
								95	H	SMU	39 60	174	N	Arkansas	61 91
												175	H	Houston	66 65
												181	A	Southern Ill.	61 69
												182	A	Cincinnati	57 68
												182	H	Cincinnati	59 66
												191	H	Kansas	58 68
												208	A	Illinois	64 54
												227	A	Samford	42 48
												267	H	Southeast Mo. St.	65 63
												284	A	Nevada	67 75
												298	H	Nicholls St.	73 62
												305	H	Northwestern St.	54 38
LAST 12 Division I GAMES:															
150	N	Tulsa	55 60	74	A	Tulane	55 52								
74	H	Tulane	57 56	35	H	South Fla.	62 57								
1	A	UConn	48 91	95	A	SMU	44 53								
95	H	SMU	39 60	94	H	UCF	65 59								
182	A	Cincinnati	57 68	175	H	Houston	66 65								
172	H	East Carolina	72 50	25	A	Temple	51 66								

Non-Div I Games:

Memphis

■ Loss,
 ■ Non-Conf,
 ■ S Site,
 ■ Home
 ■ A Away
 N Neutral

Average RPI Win:	239	WON-LOST	WINNING	LAST 10	STRENGTH OF	OPP. STRENGTH	TEAM	ADJ.	CONF.	ADJ CONF.
Average RPI Loss:	63	RECORD	PCT. RANK	GAMES	SCHEDULE	OF SCHEDULE	RPI	RPI	RPI	RPI
DIV. I ONLY	22- 7	28	8- 2	279	139	96	96	16	16	
DIV. I NON-CONF.	8- 4	85	0- 1	311	101	135	135	18	18	
TOTALS	RPI 1-25	RPI 26-50	W-L RECORDS	RPI 51-100	RPI 101-150	RPI 150+				
22- 7	0- 1	0- 1	OVERALL	0- 4	0- 1	22- 0				
9- 2	0- 1	0- 0	HOME	0- 1	0- 0	9- 0				
11- 4	0- 0	0- 1	AWAY	0- 2	0- 1	11- 0				
2- 1	0- 0	0- 0	NEUTRAL	0- 1	0- 0	2- 0				
8- 4	0- 1	0- 1	NON-CONFERENCE	0- 1	0- 1	8- 0				
3- 1	0- 1	0- 0	HOME	0- 0	0- 0	3- 0				
5- 3	0- 0	0- 1	AWAY	0- 1	0- 1	5- 0				
0- 0	0- 0	0- 0	NEUTRAL	0- 0	0- 0	0- 0				
14- 3	0- 0	0- 0	CONFERENCE	0- 3	0- 0	14- 0				
6- 1	0- 0	0- 0	HOME	0- 1	0- 0	6- 0				
6- 1	0- 0	0- 0	AWAY	0- 1	0- 0	6- 0				
2- 1	0- 0	0- 0	NEUTRAL	0- 1	0- 0	2- 0				

RPI 1-25				RPI 26-50				RPI 51-100				Team's RPI: 96	RPI 101+			
RPI	S	Opponent	Score	RPI	S	Opponent	Score	RPI	S	Opponent	Score		RPI	S	Opponent	Score
11	H	Florida St.	40 83	45	A	Georgia Tech	50 70	63	A	Chattanooga	50 70		109	A	Alabama	57 81
								63	H	Chattanooga	56 74		175	A	Houston	64 60
								63	N	Chattanooga	59 61		176	A	UNCG	77 64
								87	A	Georgia	64 72		176	H	UNCG	58 47
													200	H	Campbell	76 60
													204	A	ETSU	71 56
													204	H	ETSU	72 55
													208	A	Illinois	51 33
													227	A	Samford	76 68
													227	H	Samford	59 49
													227	N	Samford	63 52
													234	A	Wofford	61 46
													234	H	Wofford	54 39
													234	N	Wofford	67 42
													246	A	Ga. Southern	77 56
													250	A	Furman	68 47
													250	H	Furman	76 52
													273	H	Kennesaw St.	61 46
													276	A	Western Caro.	59 57
													276	H	Western Caro.	84 53
													279	A	Davidson	67 60
													337	H	Fla. Atlantic	74 57
													345	A	Winthrop	71 48
LAST 12 Division I GAMES:																
				109	A	Alabama	57 81						234	A	Wofford	61 46
				63	N	Chattanooga	59 61						176	H	UNCG	58 47
				227	N	Samford	63 52						276	H	Western Caro.	84 53
				234	N	Wofford	67 42						204	A	ETSU	71 56
				227	A	Samford	76 68						63	A	Chattanooga	50 70
				250	A	Furman	68 47						227	H	Samford	59 49

Non-Div I Games: West Ga. 67 36 Paine 93 50 Emmanuel (GA) 84 70

Mercer

Loss, Non-Conf, S Site, H Home A Away N Neutral

Average RPI Win:	120	WON-LOST	WINNING	LAST 10	STRENGTH OF	OPP. STRENGTH	TEAM	ADJ.	CONF.	ADJ CONF.
Average RPI Loss:	15	RECORD	PCT. RANK	GAMES	SCHEDULE	OF SCHEDULE	RPI	RPI	RPI	RPI
DIV. I ONLY	24- 9	42	7- 3	17	25	17	17	3	3	
DIV. I NON-CONF.	12- 2	17	1- 1	85	81	28	28	4	4	
TOTALS	RPI 1-25	RPI 26-50	W-L RECORDS	RPI 51-100	RPI 101-150	RPI 150+				
24- 9	2- 7	3- 2	OVERALL	7- 0	6- 0	6- 0				
14- 3	0- 2	1- 1	HOME	3- 0	6- 0	4- 0				
7- 5	1- 4	1- 1	AWAY	3- 0	0- 0	2- 0				
3- 1	1- 1	1- 0	NEUTRAL	1- 0	0- 0	0- 0				
12- 2	1- 1	0- 1	NON-CONFERENCE	3- 0	4- 0	4- 0				
8- 1	0- 0	0- 1	HOME	1- 0	4- 0	3- 0				
3- 1	1- 1	0- 0	AWAY	1- 0	0- 0	1- 0				
1- 0	0- 0	0- 0	NEUTRAL	1- 0	0- 0	0- 0				
12- 7	1- 6	3- 1	CONFERENCE	4- 0	2- 0	2- 0				
6- 2	0- 2	1- 0	HOME	2- 0	2- 0	1- 0				
4- 4	0- 3	1- 1	AWAY	2- 0	0- 0	1- 0				
2- 1	1- 1	1- 0	NEUTRAL	0- 0	0- 0	0- 0				

RPI	S	Opponent	Score	RPI	S	Opponent	Score	RPI	S	Opponent	Score	RPI	S	Opponent	Score
3	H	Notre Dame	55 67	29	H	Quinnipiac	78 85	51	H	Virginia	63 52	108	H	Clemson	81 57
10	A	Duke	70 83	31	A	Syracuse	48 81	62	A	St. John's (NY)	62 50	111	H	Texas Tech	74 56
10	N	Duke	52 57	36	A	North Carolina St.	67 64	77	A	Virginia Tech	79 69	120	H	Charlotte	80 46
11	A	Florida St.	71 80	45	H	Georgia Tech	75 70	77	H	Virginia Tech	82 75	121	H	North Carolina	100 88
11	H	Florida St.	66 81	45	N	Georgia Tech	87 71	84	H	FGCU	62 60	130	H	Maine	76 51
11	N	Florida St.	56 54					91	A	Wake Forest	79 56	134	H	Old Dominion	66 56
12	A	Louisville	59 63					100	N	Albany (NY)	77 53	159	A	Pittsburgh	82 50
14	A	Kentucky	66 82									170	H	Boston College	58 51
19	A	Ohio St.	94 89									193	H	Grambling	89 61
												290	H	Coppin St.	75 35
												309	A	FIU	69 49
												328	H	Loyola Chicago	81 43
LAST 12 Division I GAMES:															
29	H	Quinnipiac	78 85	77	A	Virginia Tech	79 69								
84	H	FGCU	62 60	10	A	Duke	70 83								
10	N	Duke	52 57	108	H	Clemson	81 57								
11	N	Florida St.	56 54	51	H	Virginia	63 52								
45	N	Georgia Tech	87 71	11	A	Florida St.	71 80								
45	H	Georgia Tech	75 70	91	A	Wake Forest	79 56								

Non-Div I Games:

Miami (FL)

■ Loss,
■ Non-Conf,
■ S Site,
■ H Home
■ A Away
N Neutral

Average RPI Win:	273	WON-LOST	WINNING	LAST 10	STRENGTH OF	OPP. STRENGTH	TEAM	ADJ.	CONF.	ADJ CONF.
Average RPI Loss:	131	RECORD	PCT. RANK	GAMES	SCHEDULE	OF SCHEDULE	RPI	RPI	RPI	RPI
DIV. I ONLY	9- 21	279	4- 6	170	188	251	251	10	10	
DIV. I NON-CONF.	4- 7	221	0- 0	243	342	250	250	10	10	
TOTALS	RPI 1-25	RPI 26-50	W-L RECORDS	RPI 51-100	RPI 101-150	RPI 150+				
9- 21	0- 0	0- 0	OVERALL	0- 9	0- 4	9- 8				
2- 10	0- 0	0- 0	HOME	0- 4	0- 2	2- 4				
5- 9	0- 0	0- 0	AWAY	0- 5	0- 2	5- 2				
2- 2	0- 0	0- 0	NEUTRAL	0- 0	0- 0	2- 2				
4- 7	0- 0	0- 0	NON-CONFERENCE	0- 1	0- 1	4- 5				
0- 3	0- 0	0- 0	HOME	0- 1	0- 0	0- 2				
2- 2	0- 0	0- 0	AWAY	0- 0	0- 1	2- 1				
2- 2	0- 0	0- 0	NEUTRAL	0- 0	0- 0	2- 2				
5- 14	0- 0	0- 0	CONFERENCE	0- 8	0- 3	5- 3				
2- 7	0- 0	0- 0	HOME	0- 3	0- 2	2- 2				
3- 7	0- 0	0- 0	AWAY	0- 5	0- 1	3- 1				
0- 0	0- 0	0- 0	NEUTRAL	0- 0	0- 0	0- 0				

RPI 1-25			RPI 26-50			RPI 51-100			RPI 101+			Team's RPI: 251
RPI	S	Opponent	Score	RPI	S	Opponent	Score	RPI	S	Opponent	Score	
						54 A Central Mich.	61 80	106 A Buffalo			45 71	
						55 A Toledo	50 64	106 H Buffalo			51 68	
						69 H IUPUI	53 65	125 H Ball St.			60 81	
						79 A Ohio	63 77	134 A Wright St.			57 65	
						79 H Ohio	62 79	164 A Western Mich.			66 73	
						86 A Northern Ill.	76 89	164 H Western Mich.			60 85	
						86 H Northern Ill.	61 63	171 N La Salle			70 79	
						99 A Kent St.	66 84	177 A Morehead St.			43 77	
						99 H Kent St.	51 78	182 H Cincinnati			43 49	
								196 N Providence			59 75	
								242 A Akron			66 62	
								242 H Akron			54 49	
								254 H Indiana St.			54 62	
								260 A Bowling Green			75 65	
								260 H Bowling Green			59 61	
								263 A Austin Peay			73 58	
								271 N Eastern Ky.			65 54	
								285 A Eastern Mich.			79 63	
								285 H Eastern Mich.			72 61	
								294 A Northern Ky.			60 50	
								319 N Fort Wayne			69 47	
LAST 12 Division I GAMES:												
						164 A Western Mich.	66 73	86 H Northern Ill.			61 63	
						260 A Bowling Green	75 65	285 A Eastern Mich.			79 63	
						99 H Kent St.	51 78	242 H Akron			54 49	
						79 A Ohio	63 77	125 H Ball St.			60 81	
						242 A Akron	66 62	99 A Kent St.			66 84	
						260 H Bowling Green	59 61	79 H Ohio			62 79	

Non-Div I Games: Cedarville 70 57 Northwood 64 49

Miami (OH)

■ Loss,
 ■ Non-Conf,
 ■ S Site,
 ■ H Home
 ■ A Away
 N Neutral

Average RPI Win:	145	WON-LOST	WINNING	LAST 10	STRENGTH OF	OPP. STRENGTH	TEAM	ADJ.	CONF.	ADJ CONF.
Average RPI Loss:	53	RECORD	PCT. RANK	GAMES	SCHEDULE	OF SCHEDULE	RPI	RPI	RPI	RPI
DIV. I ONLY	28- 9	31	7- 3	75	68	34	34	5	5	
DIV. I NON-CONF.	17- 3	20	6- 0	79	92	20	20	5	5	
TOTALS	RPI 1-25	RPI 26-50	W-L RECORDS	RPI 51-100	RPI 101-150	RPI 150+				
28- 9	0- 4	5- 3	OVERALL	8- 1	1- 0	14- 1				
19- 1	0- 0	2- 1	HOME	7- 0	1- 0	9- 0				
6- 6	0- 3	2- 1	AWAY	0- 1	0- 0	4- 1				
3- 2	0- 1	1- 1	NEUTRAL	1- 0	0- 0	1- 0				
17- 3	0- 2	3- 0	NON-CONFERENCE	5- 0	1- 0	8- 1				
12- 0	0- 0	1- 0	HOME	4- 0	1- 0	6- 0				
2- 2	0- 1	1- 0	AWAY	0- 0	0- 0	1- 1				
3- 1	0- 1	1- 0	NEUTRAL	1- 0	0- 0	1- 0				
11- 6	0- 2	2- 3	CONFERENCE	3- 1	0- 0	6- 0				
7- 1	0- 0	1- 1	HOME	3- 0	0- 0	3- 0				
4- 4	0- 2	1- 1	AWAY	0- 1	0- 0	3- 0				
0- 1	0- 0	0- 1	NEUTRAL	0- 0	0- 0	0- 0				

RPI 1-25				RPI 26-50				Team's RPI: 34		RPI 51-100				RPI 101+			
RPI	S	Opponent	Score	RPI	S	Opponent	Score			RPI	S	Opponent	Score	RPI	S	Opponent	Score
8	A	UCLA	64 84	41	H	Villanova	65 61			62	H	St. John's (NY)	60 40	134	H	Wright St.	71 66
11	N	Florida St.	62 76	43	H	Michigan St.	68 86			66	H	Iowa	72 70	155	H	Oakland	101 63
15	A	Maryland	70 83	43	N	Michigan St.	64 74			67	N	Gonzaga	78 66	164	H	Western Mich.	66 40
19	A	Ohio St.	87 96	45	A	Georgia Tech	92 52			68	H	Northwestern	80 54	185	H	American	82 33
				45	N	Georgia Tech	89 79			72	H	Minnesota	84 69	192	A	Nebraska	84 51
				46	A	Purdue	72 62			77	H	Virginia Tech	80 62	192	H	Nebraska	88 60
				49	A	Indiana	61 72			79	H	Ohio	69 46	203	A	Xavier	58 61
				49	H	Indiana	78 74			82	A	Penn St.	75 76	207	A	Wisconsin	73 56
										99	H	Kent St.	67 60	207	H	Wisconsin	75 66
														208	A	Illinois	86 70
														221	H	Rutgers	63 50
														225	H	Howard	109 41
														265	H	Niagara	107 35
														270	A	San Diego St.	92 57
														274	H	Vermont	78 56
														345	N	Winthrop	76 39
LAST 12 Division I GAMES:																	
				45	N	Georgia Tech	89 79			43	N	Michigan St.	64 74				
				41	H	Villanova	65 61			82	A	Penn St.	75 76				
				77	H	Virginia Tech	80 62			192	H	Nebraska	88 60				
				62	H	St. John's (NY)	60 40			43	H	Michigan St.	68 86				
				134	H	Wright St.	71 66			49	A	Indiana	61 72				
				99	H	Kent St.	67 60			207	H	Wisconsin	75 66				

Non-Div I Games:

Michigan

■ Loss,
 ■ Non-Conf,
 ■ S Site,
 ■ H Home
 ■ A Away
 N Neutral

Average RPI Win:	139	WON-LOST	WINNING	LAST 10	STRENGTH OF	OPP. STRENGTH	TEAM	ADJ.	CONF.	ADJ CONF.
Average RPI Loss:	63	RECORD	PCT. RANK	GAMES	SCHEDULE	OF SCHEDULE	RPI	RPI	RPI	RPI
DIV. I ONLY	21- 12	98	5- 5	63	48	43	43	5	5	
DIV. I NON-CONF.	10- 4	66	0- 1	64	52	40	40	5	5	
TOTALS	RPI 1-25	RPI 26-50	W-L RECORDS	RPI 51-100	RPI 101-150	RPI 150+				
21- 12	1- 4	4- 4	OVERALL	3- 2	2- 0	11- 2				
11- 3	1- 2	1- 1	HOME	2- 0	1- 0	6- 0				
7- 7	0- 1	2- 2	AWAY	1- 2	0- 0	4- 2				
3- 2	0- 1	1- 1	NEUTRAL	0- 0	1- 0	1- 0				
10- 4	0- 2	1- 2	NON-CONFERENCE	0- 0	2- 0	7- 0				
5- 1	0- 1	0- 0	HOME	0- 0	1- 0	4- 0				
4- 2	0- 1	1- 1	AWAY	0- 0	0- 0	3- 0				
1- 1	0- 0	0- 1	NEUTRAL	0- 0	1- 0	0- 0				
11- 8	1- 2	3- 2	CONFERENCE	3- 2	0- 0	4- 2				
6- 2	1- 1	1- 1	HOME	2- 0	0- 0	2- 0				
3- 5	0- 0	1- 1	AWAY	1- 2	0- 0	1- 2				
2- 1	0- 1	1- 0	NEUTRAL	0- 0	0- 0	1- 0				

RPI 1-25				RPI 26-50				Team's RPI: 43				RPI 51-100				RPI 101+			
RPI	S	Opponent	Score	RPI	S	Opponent	Score	RPI	S	Opponent	Score	RPI	S	Opponent	Score	RPI	S	Opponent	Score
3	H	Notre Dame	61 79	29	A	Quinnipiac	71 54	66	A	Iowa	83 87	119	H	Wyoming	63 51				
15	H	Maryland	72 89	31	A	Syracuse	64 75	68	A	Northwestern	65 76	140	N	Delaware	81 64				
15	N	Maryland	89 100	33	N	Arizona St.	61 73	72	A	Minnesota	93 74	155	H	Oakland	81 74				
19	H	Ohio St.	94 75	34	A	Michigan	86 68	72	H	Minnesota	85 69	156	A	CSUN	63 59				
24	A	Oregon	55 88	34	N	Michigan	74 64	82	H	Penn St.	73 64	161	H	Northeastern	78 44				
				46	A	Purdue	54 66					164	A	Western Mich.	68 64				
				46	H	Purdue	66 76					192	A	Nebraska	74 76				
				49	H	Indiana	69 60					192	H	Nebraska	93 73				
												207	A	Wisconsin	81 57				
												207	N	Wisconsin	70 63				
												208	H	Illinois	71 47				
												221	A	Rutgers	58 62				
												230	H	Southern U.	70 55				
												279	H	Davidson	70 34				
												302	A	Rhode Island	85 48				
LAST 12 Division I GAMES:																			
				33	N	Arizona St.	61 73	34	A	Michigan	86 68								
				15	N	Maryland	89 100	72	H	Minnesota	85 69								
				34	N	Michigan	74 64	15	H	Maryland	72 89								
				207	N	Wisconsin	70 63	66	A	Iowa	83 87								
				192	A	Nebraska	74 76	49	H	Indiana	69 60								
				82	H	Penn St.	73 64	72	A	Minnesota	93 74								

Non-Div I Games:

Michigan St.

■ Loss,
■ Non-Conf,
■ S Site,
■ H Home
■ A Away
N Neutral

Average RPI Win:	201	WON-LOST	WINNING	LAST 10	STRENGTH OF	OPP. STRENGTH	TEAM	ADJ.	CONF.	ADJ CONF.
Average RPI Loss:	51	RECORD	PCT. RANK	GAMES	SCHEDULE	OF SCHEDULE	RPI	RPI	RPI	RPI
DIV. I ONLY	23- 11	72	7- 3	102	94	75	75	14	14	
DIV. I NON-CONF.	7- 7	164	2- 1	46	14	104	104	15	15	
TOTALS	RPI 1-25	RPI 26-50	W-L RECORDS	RPI 51-100	RPI 101-150	RPI 150+				
23- 11	0- 2	0- 5	OVERALL	3- 2	5- 2	15- 0				
13- 5	0- 1	0- 3	HOME	3- 1	1- 0	9- 0				
9- 5	0- 1	0- 2	AWAY	0- 1	3- 1	6- 0				
1- 1	0- 0	0- 0	NEUTRAL	0- 0	1- 1	0- 0				
7- 7	0- 2	0- 3	NON-CONFERENCE	3- 2	0- 0	4- 0				
5- 4	0- 1	0- 2	HOME	3- 1	0- 0	2- 0				
2- 3	0- 1	0- 1	AWAY	0- 1	0- 0	2- 0				
0- 0	0- 0	0- 0	NEUTRAL	0- 0	0- 0	0- 0				
16- 4	0- 0	0- 2	CONFERENCE	0- 0	5- 2	11- 0				
8- 1	0- 0	0- 1	HOME	0- 0	1- 0	7- 0				
7- 2	0- 0	0- 1	AWAY	0- 0	3- 1	4- 0				
1- 1	0- 0	0- 0	NEUTRAL	0- 0	1- 1	0- 0				

RPI 1-25				RPI 26-50				RPI 51-100 Team's RPI: 75				RPI 101+			
RPI	S	Opponent	Score	RPI	S	Opponent	Score	RPI	S	Opponent	Score	RPI	S	Opponent	Score
12	H	Louisville	72 91	33	H	Arizona St.	48 69	51	A	Virginia	51 63	105	A	Southern Miss.	61 81
14	A	Kentucky	48 61	38	A	Western Ky.	51 66	54	H	Central Mich.	79 69	105	N	Southern Miss.	54 59
				38	H	Western Ky.	75 82	74	H	Tulane	62 59	120	A	Charlotte	83 81
				45	A	Georgia Tech	57 70	79	H	Ohio	52 73	134	A	Old Dominion	80 63
				45	H	Georgia Tech	60 61	91	H	Wake Forest	73 66	139	A	Louisiana Tech	79 65
LAST 12 Division I GAMES:															
				45	A	Georgia Tech	57 70	309	A	FIU	88 53	142	H	Rice	71 61
				91	H	Wake Forest	73 66	190	H	UAB	87 56	142	N	Rice	61 59
				177	H	Morehead St.	67 58	244	H	Marshall	94 69	167	A	Missouri St.	71 52
				105	N	Southern Miss.	54 59	38	H	Western Ky.	75 82	177	H	Morehead St.	67 58
				142	N	Rice	61 59	120	A	Charlotte	83 81	184	H	North Texas	60 52
				337	A	Fla. Atlantic	71 59	134	A	Old Dominion	80 63	186	H	UTSA	77 63
												190	A	UAB	64 61
												190	H	UAB	87 56
												244	A	Marshall	72 63
												244	H	Marshall	94 69
												263	H	Austin Peay	82 51
												281	A	Tennessee Tech	73 62
												300	H	UTEP	76 53
												309	A	FIU	88 53
												309	H	FIU	95 43
												337	A	Fla. Atlantic	71 59
												337	H	Fla. Atlantic	87 69

Non-Div I Games:

Middle Tenn.

■ Loss,
 ■ Non-Conf, S Site,
 ■ Home
 ■ Away
 N Neutral

Average RPI Win:	246	WON-LOST	WINNING	LAST 10	STRENGTH OF	OPP. STRENGTH	TEAM	ADJ.	CONF.	ADJ CONF.
Average RPI Loss:	120	RECORD	PCT. RANK	GAMES	SCHEDULE	OF SCHEDULE	RPI	RPI	RPI	RPI
DIV. I ONLY	22- 12	88	6- 4	271	212	144	144	19	19	
DIV. I NON-CONF.	10- 4	66	3- 1	325	215	140	140	21	21	
TOTALS	RPI 1-25	RPI 26-50	W-L RECORDS	RPI 51-100	RPI 101-150	RPI 150+				
22- 12	0- 0	1- 3	OVERALL	1- 2	1- 3	19- 4				
12- 3	0- 0	1- 0	HOME	1- 1	1- 1	9- 1				
8- 8	0- 0	0- 2	AWAY	0- 1	0- 2	8- 3				
2- 1	0- 0	0- 1	NEUTRAL	0- 0	0- 0	2- 0				
10- 4	0- 0	0- 1	NON-CONFERENCE	1- 2	0- 0	9- 1				
5- 1	0- 0	0- 0	HOME	1- 1	0- 0	4- 0				
4- 3	0- 0	0- 1	AWAY	0- 1	0- 0	4- 1				
1- 0	0- 0	0- 0	NEUTRAL	0- 0	0- 0	1- 0				
12- 8	0- 0	1- 2	CONFERENCE	0- 0	1- 3	10- 3				
7- 2	0- 0	1- 0	HOME	0- 0	1- 1	5- 1				
4- 5	0- 0	0- 1	AWAY	0- 0	0- 2	4- 2				
1- 1	0- 0	0- 1	NEUTRAL	0- 0	0- 0	1- 0				

RPI S	Opponent	Score	RPI S	Opponent	Score	RPI S	Opponent	Score	RPI S	Opponent	Score	Team's RPI: 144
30	A Marquette	74 85	61	H Western Ill.	76 68	134	A Wright St.	52 62				
32	A Green Bay	47 89	68	H Northwestern	63 65	134	H Wright St.	51 69				
32	H Green Bay	72 60	86	A Northern Ill.	104 114	145	A Detroit Mercy	63 77				
32	N Green Bay	59 66				145	H Detroit Mercy	81 69				
						155	A Oakland	63 77				
						155	H Oakland	73 75				
						155	N Oakland	82 60				
						176	A UNCG	49 59				
						181	H Southern Ill.	81 53				
						183	A Cleveland St.	80 78				
						183	H Cleveland St.	76 72				
						207	H Wisconsin	80 63				
						228	A Saint Francis (PA)	67 57				
						274	A Vermont	68 44				
						291	A Valparaiso	85 74				
						291	H Valparaiso	80 64				
						294	A Northern Ky.	51 72				
						294	H Northern Ky.	72 44				
						307	H North Dakota St.	79 74				
						308	A Illinois St.	68 60				
						317	A Youngstown St.	78 74				
						317	H Youngstown St.	86 82				
						320	A Ill.-Chicago	88 65				
						320	H Ill.-Chicago	83 55				
						328	A Loyola Chicago	73 46				
						336	N LIU Brooklyn	88 50				
LAST 12 Division I GAMES:												
176	A UNCG	49 59	134	A Wright St.	52 62							
228	A Saint Francis (PA)	67 57	294	A Northern Ky.	51 72							
181	H Southern Ill.	81 53	291	H Valparaiso	80 64							
32	N Green Bay	59 66	32	H Green Bay	72 60							
155	N Oakland	82 60	183	H Cleveland St.	76 72							
274	A Vermont	68 44	317	H Youngstown St.	86 82							

Non-Div I Games:

Milwaukee

■ Loss,
 ■ Non-Conf, S Site,
 ■ Home
 ■ Away
 N Neutral

RPI	S	Opponent	Score
344	H	Chicago St.	71 49

M
i
l
w
a
u
k
e
e

M
i
l
w
a
u
k
e
e

Milwaukee

Average RPI Win:	138	WON-LOST	WINNING	LAST 10	STRENGTH OF	OPP. STRENGTH	TEAM	ADJ.	CONF.	ADJ CONF.
Average RPI Loss:	42	RECORD	PCT. RANK	GAMES	SCHEDULE	OF SCHEDULE	RPI	RPI	RPI	RPI
DIV. I ONLY	15- 16	174	4- 6	16	55	72	72	5	5	
DIV. I NON-CONF.	9- 4	75	0- 0	19	38	33	33	5	5	
TOTALS	RPI 1-25	RPI 26-50	W-L RECORDS	RPI 51-100	RPI 101-150	RPI 150+				
15- 16	0- 7	1- 5	OVERALL	5- 3	2- 1	7- 0				
11- 5	0- 3	1- 2	HOME	4- 0	1- 0	5- 0				
3- 8	0- 3	0- 3	AWAY	0- 2	1- 0	2- 0				
1- 3	0- 1	0- 0	NEUTRAL	1- 1	0- 1	0- 0				
9- 4	0- 2	1- 0	NON-CONFERENCE	3- 1	2- 1	3- 0				
7- 1	0- 1	1- 0	HOME	3- 0	1- 0	2- 0				
2- 1	0- 1	0- 0	AWAY	0- 0	1- 0	1- 0				
0- 2	0- 0	0- 0	NEUTRAL	0- 1	0- 1	0- 0				
6- 12	0- 5	0- 5	CONFERENCE	2- 2	0- 0	4- 0				
4- 4	0- 2	0- 2	HOME	1- 0	0- 0	3- 0				
1- 7	0- 2	0- 3	AWAY	0- 2	0- 0	1- 0				
1- 1	0- 1	0- 0	NEUTRAL	1- 0	0- 0	0- 0				

RPI 1-25				RPI 26-50				RPI 51-100				RPI 101+			
RPI	S	Opponent	Score	RPI	S	Opponent	Score	RPI	S	Opponent	Score	RPI	S	Opponent	Score
2	A	South Carolina	58 98	34	A	Michigan	69 84	58	H	Belmont	75 74	121	N	North Carolina	77 91
11	H	Florida St.	61 75	43	A	Michigan St.	69 85	66	A	Iowa	65 80	145	H	Detroit Mercy	111 91
15	A	Maryland	60 93	43	H	Michigan St.	74 93	68	H	Northwestern	71 61	149	A	VCU	79 69
15	H	Maryland	72 83	46	H	Purdue	54 67	76	H	Georgetown	68 60	157	A	New Mexico	69 65
15	N	Maryland	80 92	47	H	Harvard	103 87	82	A	Penn St.	66 77	160	H	Army West Point	70 52
19	A	Ohio St.	62 87	49	A	Indiana	62 78	82	N	Penn St.	70 64	192	A	Nebraska	79 69
19	H	Ohio St.	76 88					87	N	Georgia	58 70	199	H	Seton Hall	90 57
								99	H	Kent St.	92 62	207	H	Wisconsin	88 60
												208	H	Illinois	78 50
												221	H	Rutgers	80 46
LAST 12 Division I GAMES:															
		15 N Maryland	80 92			221 H Rutgers	80 46								
		82 N Penn St.	70 64			82 A Penn St.	66 77								
		68 H Northwestern	71 61			192 A Nebraska	79 69								
		15 A Maryland	60 93			43 H Michigan St.	74 93								
		46 H Purdue	54 67			19 H Ohio St.	76 88								
		43 A Michigan St.	69 85			66 A Iowa	65 80								

Non-Div I Games:

Minnesota

■ Loss,
■ Non-Conf,
■ S Site,
■ H Home
■ A Away
N Neutral

Mississippi St.

Through Games Of April 2, 2017

Average RPI Win: 84		WON-LOST	WINNING	LAST 10	STRENGTH OF		OPP. STRENGTH	TEAM	ADJ.	CONF.	ADJ CONF.
Average RPI Loss: 8		RECORD	PCT. RANK	GAMES	SCHEDULE		OF SCHEDULE	RPI	RPI	RPI	RPI
DIV. I ONLY		34- 5	6	7- 3	6		3	4	4	2	2
DIV. I NON-CONF.		19- 0	1	5- 0	14		3	2	2	2	2
TOTALS		RPI 1-25	RPI 26-50		W-L RECORDS		RPI 51-100	RPI 101-150		RPI 150+	
34- 5		11- 5	4- 0		OVERALL		7- 0	7- 0		5- 0	
12- 1		4- 1	1- 0		HOME		2- 0	3- 0		2- 0	
12- 2		2- 2	1- 0		AWAY		3- 0	4- 0		2- 0	
10- 2		5- 2	2- 0		NEUTRAL		2- 0	0- 0		1- 0	
19- 0		6- 0	1- 0		NON-CONFERENCE		5- 0	3- 0		4- 0	
5- 0		2- 0	0- 0		HOME		0- 0	1- 0		2- 0	
6- 0		0- 0	0- 0		AWAY		3- 0	2- 0		1- 0	
8- 0		4- 0	1- 0		NEUTRAL		2- 0	0- 0		1- 0	
15- 5		5- 5	3- 0		CONFERENCE		2- 0	4- 0		1- 0	
7- 1		2- 1	1- 0		HOME		2- 0	2- 0		0- 0	
6- 2		2- 2	1- 0		AWAY		0- 0	2- 0		1- 0	
2- 2		1- 2	1- 0		NEUTRAL		0- 0	0- 0		0- 0	

RPI	S	Opponent	Score	RPI	S	Opponent	Score	RPI	S	Opponent	Score	RPI	S	Opponent	Score
1	N	UConn	66 64	40	H	LSU	74 48	52	A	Little Rock	58 44	101	H	Troy	110 69
2	A	South Carolina	61 64	40	N	LSU	78 61	71	A	Iowa St.	85 81	105	A	Southern Miss.	72 50
2	N	South Carolina	55 67	41	N	Villanova	108 62	74	N	Tulane	66 49	109	A	Alabama	67 54
2	N	South Carolina	49 59	50	A	Auburn	77 47	85	H	Florida	82 49	112	H	Vanderbilt	86 41
7	N	Baylor	94 85					87	H	Georgia	58 49	130	A	Maine	87 43
9	N	Washington	75 64					89	A	Southern California	76 72	131	A	Ole Miss	66 44
13	H	Texas	79 68					95	N	SMU	91 42	131	H	Ole Miss	73 62
14	A	Kentucky	75 78									174	A	Arkansas	59 51
16	H	DePaul	92 71									206	N	San Jose St.	88 51
18	A	Tennessee	74 64									209	H	Alabama St.	90 47
18	H	Tennessee	64 82									236	A	Hawaii	66 41
22	H	Missouri	70 53									305	H	Northwestern St.	106 30
23	A	Texas A&M	72 67												
23	H	Texas A&M	71 61												
23	N	Texas A&M	66 50												
24	N	Oregon	75 63												
LAST 12 Division I GAMES:															
		2 N South Carolina	55 67			2 N South Carolina	49 59								
		1 N UConn	66 64			23 N Texas A&M	66 50								
		7 N Baylor	94 85			40 N LSU	78 61								
		9 N Washington	75 64			18 H Tennessee	64 82								
		16 H DePaul	92 71			14 A Kentucky	75 78								
		101 H Troy	110 69			23 A Texas A&M	72 67								

Non-Div I Games:

Mississippi St.

■ Loss,
■ Non-Conf, S Site,
■ Home
■ Away
N Neutral

Average RPI Win:	292	WON-LOST	WINNING	LAST 10	STRENGTH OF	OPP. STRENGTH	TEAM	ADJ.	CONF.	ADJ CONF.
Average RPI Loss:	196	RECORD	PCT. RANK	GAMES	SCHEDULE	OF SCHEDULE	RPI	RPI	RPI	RPI
DIV. I ONLY	8- 20	287	2- 8	305	321	311	311	30	30	
DIV. I NON-CONF.	1- 8	314	0- 0	130	140	266	266	30	30	
TOTALS	RPI 1-25	RPI 26-50	W-L RECORDS	RPI 51-100	RPI 101-150	RPI 150+				
8- 20	0- 1	0- 0	OVERALL	0- 1	0- 3	8- 15				
4- 7	0- 0	0- 0	HOME	0- 1	0- 0	4- 6				
4- 13	0- 0	0- 0	AWAY	0- 0	0- 1	4- 3				
0- 0	0- 0	0- 0	NEUTRAL	0- 0	0- 0	0- 0				
1- 8	0- 1	0- 0	NON-CONFERENCE	0- 1	0- 3	1- 3				
0- 2	0- 0	0- 0	HOME	0- 1	0- 0	0- 1				
1- 6	0- 1	0- 0	AWAY	0- 0	0- 3	1- 2				
0- 0	0- 0	0- 0	NEUTRAL	0- 0	0- 0	0- 0				
7- 12	0- 0	0- 0	CONFERENCE	0- 0	0- 0	7- 12				
4- 5	0- 0	0- 0	HOME	0- 0	0- 0	4- 5				
3- 7	0- 0	0- 0	AWAY	0- 0	0- 0	3- 7				
0- 0	0- 0	0- 0	NEUTRAL	0- 0	0- 0	0- 0				

RPI 1-25				RPI 26-50				RPI 51-100				RPI 101+ Team's RPI: 311			
RPI	S	Opponent	Score	RPI	S	Opponent	Score	RPI	S	Opponent	Score	RPI	S	Opponent	Score
7	A	Baylor	36 101					83	H	Colorado	64 76	105	A	Southern Miss.	55 83
												109	A	Alabama	44 93
												131	A	Ole Miss	30 67
												158	A	Texas Southern	54 60
												158	H	Texas Southern	75 74
												190	A	UAB	46 80
												193	A	Grambling	67 88
												193	A	Grambling	61 71
												193	H	Grambling	51 82
												207	A	Wisconsin	61 103
												209	A	Alabama St.	57 71
												209	H	Alabama St.	73 79
												230	A	Southern U.	44 51
												230	H	Southern U.	51 62
												264	H	Murray St.	62 80
												266	A	Prairie View	65 96
												266	H	Prairie View	64 55
												287	A	Ark.-Pine Bluff	73 63
												287	H	Ark.-Pine Bluff	57 54
												303	A	Alcorn	49 69
												303	H	Alcorn	60 68
												305	A	Northwestern St.	68 64
												333	A	Jackson St.	62 57
												333	H	Jackson St.	60 63
												349	A	Alabama A&M	58 52
												349	H	Alabama A&M	60 58
LAST 12 Division I GAMES:															
193	A	Grambling	61 71	230	H	Southern U.	51 62	303	H	Alcorn	60 68	333	A	Jackson St.	62 57
287	H	Ark.-Pine Bluff	57 54	209	A	Alabama St.	57 71	349	A	Alabama A&M	58 52	349	A	Alabama A&M	58 52
193	H	Grambling	51 82	193	A	Grambling	67 88	333	A	Jackson St.	62 57				
333	H	Jackson St.	60 63												
158	A	Texas Southern	54 60												
266	A	Prairie View	65 96												

Non-Div I Games: Blue Mountain 66 40 Tougaloo 99 55

Mississippi Val.

Loss, Non-Conf, S Site, H Home A Away N Neutral

Average RPI Win:	118	WON-LOST	WINNING	LAST 10	STRENGTH OF	OPP. STRENGTH	TEAM	ADJ.	CONF.	ADJ CONF.
Average RPI Loss:	40	RECORD	PCT. RANK	GAMES	SCHEDULE	OF SCHEDULE	RPI	RPI	RPI	RPI
DIV. I ONLY	22- 11	75	6- 4	18	38	22	22	2	2	
DIV. I NON-CONF.	11- 5	82	1- 1	32	82	31	31	2	2	
TOTALS	RPI 1-25	RPI 26-50	W-L RECORDS	RPI 51-100	RPI 101-150	RPI 150+				
22- 11	4- 6	2- 2	OVERALL	3- 2	4- 1	9- 0				
15- 1	3- 0	1- 0	HOME	2- 0	2- 1	7- 0				
5- 8	0- 2	0- 0	AWAY	1- 0	2- 0	2- 0				
2- 2	1- 1	1- 1	NEUTRAL	0- 0	0- 0	0- 0				
11- 5	1- 2	1- 1	NON-CONFERENCE	1- 2	1- 0	7- 0				
8- 0	0- 0	0- 0	HOME	1- 0	1- 0	6- 0				
1- 4	0- 2	0- 0	AWAY	0- 2	0- 0	1- 0				
2- 1	1- 0	1- 1	NEUTRAL	0- 0	0- 0	0- 0				
11- 6	3- 4	1- 1	CONFERENCE	2- 0	3- 1	2- 0				
7- 1	3- 0	1- 0	HOME	1- 0	1- 1	1- 0				
4- 4	0- 3	0- 1	AWAY	1- 0	2- 0	1- 0				
0- 1	0- 1	0- 0	NEUTRAL	0- 0	0- 0	0- 0				

RPI	S	Opponent	Score	RPI	S	Opponent	Score	RPI	S	Opponent	Score	RPI	S	Opponent	Score
2	H	South Carolina	62 60	35	N	South Fla.	66 64	61	H	Western Ill.	71 68	103	H	Abilene Christian	52 46
4	A	Mississippi St.	53 70	40	A	LSU	71 80	69	A	IUPUI	45 73	109	A	Alabama	65 56
9	A	Washington	66 79	45	N	Georgia Tech	70 72	85	A	Florida	74 67	109	H	Alabama	58 59
11	A	Florida St.	55 77	50	H	Auburn	68 53	87	H	Georgia	63 45	112	A	Vanderbilt	74 68
14	A	Kentucky	62 64					93	A	Saint Louis	61 72	131	H	Ole Miss	100 65
14	H	Kentucky	73 67									167	H	Missouri St.	73 49
18	A	Tennessee	66 77									174	A	Arkansas	60 46
21	N	Creighton	72 63									174	H	Arkansas	67 56
23	H	Texas A&M	78 76									178	H	Wichita St.	64 57
23	N	Texas A&M	48 62									189	H	UC Riverside	68 62
												192	A	Nebraska	55 35
												210	H	SIUE	72 60
												223	H	UT Martin	80 69
												254	H	Indiana St.	77 48
LAST 12 Division I GAMES:															
11	A	Florida St.	55 77	85	A	Florida	74 67								
35	N	South Fla.	66 64	174	H	Arkansas	67 56								
23	N	Texas A&M	48 62	18	A	Tennessee	66 77								
109	A	Alabama	65 56	4	A	Mississippi St.	53 70								
131	H	Ole Miss	100 65	14	H	Kentucky	73 67								
2	H	South Carolina	62 60	50	H	Auburn	68 53								

Non-Div I Games:

Missouri

■ Loss,
■ Non-Conf, S Site,
■ Home
■ Away
N Neutral

Average RPI Win:	234	WON-LOST	WINNING	LAST 10	STRENGTH OF	OPP. STRENGTH	TEAM	ADJ.	CONF.	ADJ CONF.
Average RPI Loss:	106	RECORD	PCT. RANK	GAMES	SCHEDULE	OF SCHEDULE	RPI	RPI	RPI	RPI
DIV. I ONLY	15- 15	170	5- 5	190	124	167	167	17	17	
DIV. I NON-CONF.	3- 8	262	0- 1	138	19	213	213	14	14	
TOTALS	RPI 1-25	RPI 26-50	W-L RECORDS	RPI 51-100	RPI 101-150	RPI 150+				
15- 15	0- 1	0- 2	OVERALL	0- 7	0- 0	15- 5				
8- 5	0- 0	0- 1	HOME	0- 3	0- 0	8- 1				
7- 8	0- 1	0- 1	AWAY	0- 3	0- 0	7- 3				
0- 2	0- 0	0- 0	NEUTRAL	0- 1	0- 0	0- 1				
3- 8	0- 1	0- 0	NON-CONFERENCE	0- 5	0- 0	3- 2				
2- 2	0- 0	0- 0	HOME	0- 2	0- 0	2- 0				
1- 5	0- 1	0- 0	AWAY	0- 2	0- 0	1- 2				
0- 1	0- 0	0- 0	NEUTRAL	0- 1	0- 0	0- 0				
12- 7	0- 0	0- 2	CONFERENCE	0- 2	0- 0	12- 3				
6- 3	0- 0	0- 1	HOME	0- 1	0- 0	6- 1				
6- 3	0- 0	0- 1	AWAY	0- 1	0- 0	6- 1				
0- 1	0- 0	0- 0	NEUTRAL	0- 0	0- 0	0- 1				

RPI 1-25				RPI 26-50				RPI 51-100				RPI 101+ Team's RPI: 167			
RPI	S	Opponent	Score	RPI	S	Opponent	Score	RPI	S	Opponent	Score	RPI	S	Opponent	Score
22	A	Missouri	49 73	28	A	Drake	91 98	52	H	Little Rock	47 58	162	A	Oral Roberts	56 78
				28	H	Drake	64 90	60	A	UNI	64 65	168	A	Memphis	60 69
								60	H	UNI	54 61	174	H	Arkansas	64 62
								66	A	Iowa	74 95	178	A	Wichita St.	65 60
								68	A	Northwestern	52 75	178	H	Wichita St.	73 62
								75	H	Middle Tenn.	52 71	181	A	Southern Ill.	78 60
								89	N	Southern California	67 89	181	H	Southern Ill.	73 59
												184	H	North Texas	63 54
												191	A	Kansas	87 64
												233	A	Evansville	77 41
												233	H	Evansville	68 43
												233	N	Evansville	59 65
												239	A	Bradley	56 62
												239	H	Bradley	73 75
												254	A	Indiana St.	49 46
												254	H	Indiana St.	73 63
												308	A	Illinois St.	77 44
												308	H	Illinois St.	65 60
												328	A	Loyola Chicago	60 32
												328	H	Loyola Chicago	61 52
LAST 12 Division I GAMES:															
				66	A	Iowa	74 95	308	A	Illinois St.	77 44				
				233	N	Evansville	59 65	239	A	Bradley	56 62				
				60	A	UNI	64 65	233	H	Evansville	68 43				
				28	A	Drake	91 98	181	H	Southern Ill.	73 59				
				328	H	Loyola Chicago	61 52	178	A	Wichita St.	65 60				
				254	H	Indiana St.	73 63	254	A	Indiana St.	49 46				

Non-Div I Games: Alas. Anchorage 65 58

Missouri St.

Loss, Non-Conf, S Site, H Home A Away N Neutral

Average RPI Win:	240	WON-LOST	WINNING	LAST 10	STRENGTH OF	OPP. STRENGTH	TEAM	ADJ.	CONF.	ADJ CONF.
Average RPI Loss:	179	RECORD	PCT. RANK	GAMES	SCHEDULE	OF SCHEDULE	RPI	RPI	RPI	RPI
DIV. I ONLY	15- 16	174	5- 5	298	248	219	219	18	18	
DIV. I NON-CONF.	5- 4	136	0- 0	328	332	218	218	17	17	
TOTALS	RPI 1-25	RPI 26-50	W-L RECORDS	RPI 51-100	RPI 101-150	RPI 150+				
15- 16	0- 0	1- 1	OVERALL	0- 0	1- 5	13- 10				
7- 6	0- 0	1- 0	HOME	0- 0	1- 2	5- 4				
7- 8	0- 0	0- 1	AWAY	0- 0	0- 0	7- 1				
1- 2	0- 0	0- 0	NEUTRAL	0- 0	0- 1	1- 1				
5- 4	0- 0	0- 0	NON-CONFERENCE	0- 0	0- 1	5- 3				
1- 2	0- 0	0- 0	HOME	0- 0	0- 1	1- 1				
4- 1	0- 0	0- 0	AWAY	0- 0	0- 0	4- 1				
0- 1	0- 0	0- 0	NEUTRAL	0- 0	0- 0	0- 1				
10- 12	0- 0	1- 1	CONFERENCE	0- 0	1- 4	8- 7				
6- 4	0- 0	1- 0	HOME	0- 0	1- 1	4- 3				
3- 7	0- 0	0- 1	AWAY	0- 0	0- 2	3- 4				
1- 1	0- 0	0- 0	NEUTRAL	0- 0	0- 1	1- 0				

RPI S	Opponent	Score	RPI S	Opponent	Score	RPI S	Opponent	Score	RPI S	Opponent	Score	Team's RPI: 219
29	A Quinnipiac	54 74	29	H Quinnipiac	61 58				107	A Rider	63 75	
									107	H Rider	69 71	
									107	N Rider	51 67	
									108	H Clemson	47 60	
									148	A Iona	54 60	
									148	H Iona	75 65	
									165	A Fairfield	60 53	
									165	H Fairfield	68 71	
									169	A Robert Morris	69 56	
									179	A Siena	76 85	
									179	H Siena	86 91	
									188	N Hartford	72 75	
									196	H Providence	58 62	
									202	A Sacred Heart	65 54	
									231	A Marist	66 76	
									231	H Marist	79 69	
									252	A Canisius	54 74	
									252	H Canisius	55 53	
									265	A Niagara	45 66	
									265	H Niagara	68 62	
									278	A Manhattan	63 50	
									278	H Manhattan	61 75	
									278	N Manhattan	62 46	
									285	A Eastern Mich.	75 68	
									306	A Lehigh	73 62	
									323	A St. Francis Brooklyn	78 87	
LAST 12 Division I GAMES:												
			107	N Rider	51 67		278	H Manhattan	61 75			
			278	N Manhattan	62 46		148	H Iona	75 65			
			265	H Niagara	68 62		326	A Saint Peter's	58 42			
			278	A Manhattan	63 50		29	A Quinnipiac	54 74			
			107	A Rider	63 75		107	H Rider	69 71			
			231	A Marist	66 76		179	H Siena	86 91			

Non-Div I Games:

Monmouth

■ Loss,
 ■ Non-Conf,
 ■ S Site,
 ■ Home
 ■ A Away
 N Neutral

M
o
n
m
o
u
t
h

RPI S Opponent Score

Through Games Of April 2, 2017

RPI	S	Opponent	Score	
326	A	Saint Peter's	58	42
326	H	Saint Peter's	76	59
339	H	Fairleigh Dickinson	72	63

M
o
n
m
o
u
t
h

Monmouth

Montana

Through Games Of April 2, 2017

Average RPI Win:	261	WON-LOST	WINNING	LAST 10	STRENGTH OF	OPP. STRENGTH	TEAM	ADJ.	CONF.	ADJ CONF.
Average RPI Loss:	168	RECORD	PCT. RANK	GAMES	SCHEDULE	OF SCHEDULE	RPI	RPI	RPI	RPI
DIV. I ONLY	5- 23	323	4- 6	191	265	325	325	20	20	
DIV. I NON-CONF.	1- 8	314	0- 0	217	320	333	333	19	19	
TOTALS	RPI 1-25	RPI 26-50	W-L RECORDS	RPI 51-100	RPI 101-150	RPI 150+				
5- 23	0- 0	0- 1	OVERALL	0- 4	0- 7	5- 11				
5- 8	0- 0	0- 0	HOME	0- 2	0- 3	5- 3				
0- 12	0- 0	0- 0	AWAY	0- 2	0- 4	0- 6				
0- 3	0- 0	0- 1	NEUTRAL	0- 0	0- 0	0- 2				
1- 8	0- 0	0- 1	NON-CONFERENCE	0- 2	0- 1	1- 4				
1- 3	0- 0	0- 0	HOME	0- 1	0- 1	1- 1				
0- 3	0- 0	0- 0	AWAY	0- 1	0- 0	0- 2				
0- 2	0- 0	0- 1	NEUTRAL	0- 0	0- 0	0- 1				
4- 15	0- 0	0- 0	CONFERENCE	0- 2	0- 6	4- 7				
4- 5	0- 0	0- 0	HOME	0- 1	0- 2	4- 2				
0- 9	0- 0	0- 0	AWAY	0- 1	0- 4	0- 4				
0- 1	0- 0	0- 0	NEUTRAL	0- 0	0- 0	0- 1				

RPI S	Opponent	Score	RPI S	Opponent	Score	RPI S	Opponent	Score	RPI S	Opponent	Score	Team's RPI: 325
44 N	South Dakota St.	43 84	59 A	Montana St.	54 71	119 H	Wyoming	42 67				
			59 H	Montana St.	69 75	128 A	Northern Colo.	46 65				
			65 H	Colorado St.	49 63	129 A	North Dakota	63 73				
			98 A	SFA	46 54	137 A	Eastern Wash.	57 64				
						137 H	Eastern Wash.	46 60				
						141 A	Idaho	50 75				
						141 H	Idaho	59 86				
						153 A	Idaho St.	43 61				
						153 H	Idaho St.	68 53				
						153 N	Idaho St.	53 63				
						194 H	Utah St.	47 65				
						211 A	Seattle U	44 60				
						212 A	Portland St.	45 68				
						212 H	Portland St.	44 64				
						237 A	Weber St.	58 74				
						237 H	Weber St.	71 46				
						286 A	Sacramento St.	69 99				
						286 H	Sacramento St.	60 73				
						289 H	Southern Utah	64 55				
						292 H	Northern Ariz.	60 59				
						310 N	Massachusetts	58 59				
						334 H	Incarnate Word	61 56				
						346 A	Cal St. Fullerton	56 72				
LAST 12 Division I GAMES:												
153 N	Idaho St.	53 63	292 H	Northern Ariz.	60 59							
153 H	Idaho St.	68 53	289 H	Southern Utah	64 55							
237 H	Weber St.	71 46	59 H	Montana St.	69 75							
59 A	Montana St.	54 71	141 A	Idaho	50 75							
212 A	Portland St.	45 68	137 A	Eastern Wash.	57 64							
286 A	Sacramento St.	69 99	286 H	Sacramento St.	60 73							

Non-Div I Games: Rocky Mountain 64 56 Great Falls 66 55

Montana

Loss, Non-Conf, S Site, H Home A Away N Neutral

Average RPI Win:	218	WON-LOST	WINNING	LAST 10	STRENGTH OF	OPP. STRENGTH	TEAM	ADJ.	CONF.	ADJ CONF.
Average RPI Loss:	121	RECORD	PCT. RANK	GAMES	SCHEDULE	OF SCHEDULE	RPI	RPI	RPI	RPI
DIV. I ONLY	23- 7	26	8- 2	208	195	59	59	20	20	
DIV. I NON-CONF.	5- 4	136	0- 1	202	114	108	108	19	19	
TOTALS	RPI 1-25	RPI 26-50	W-L RECORDS	RPI 51-100	RPI 101-150	RPI 150+				
23- 7	0- 1	0- 0	OVERALL	0- 2	6- 1	17- 3				
11- 0	0- 0	0- 0	HOME	0- 0	2- 0	9- 0				
8- 7	0- 1	0- 0	AWAY	0- 2	3- 1	5- 3				
4- 0	0- 0	0- 0	NEUTRAL	0- 0	1- 0	3- 0				
5- 4	0- 1	0- 0	NON-CONFERENCE	0- 2	0- 0	5- 1				
2- 0	0- 0	0- 0	HOME	0- 0	0- 0	2- 0				
2- 4	0- 1	0- 0	AWAY	0- 2	0- 0	2- 1				
1- 0	0- 0	0- 0	NEUTRAL	0- 0	0- 0	1- 0				
18- 3	0- 0	0- 0	CONFERENCE	0- 0	6- 1	12- 2				
9- 0	0- 0	0- 0	HOME	0- 0	2- 0	7- 0				
6- 3	0- 0	0- 0	AWAY	0- 0	3- 1	3- 2				
3- 0	0- 0	0- 0	NEUTRAL	0- 0	1- 0	2- 0				

RPI 1-25				RPI 26-50				RPI 51-100				Team's RPI: 59	RPI 101+			
RPI	S	Opponent	Score	RPI	S	Opponent	Score	RPI	S	Opponent	Score		RPI	S	Opponent	Score
9	A	Washington	63 91					73	A	UC Davis	62 70		128	A	Northern Colo.	58 66
								78	A	Utah	64 74		129	A	North Dakota	74 71
													137	A	Eastern Wash.	72 61
													137	H	Eastern Wash.	88 83
													137	N	Eastern Wash.	61 59
													141	A	Idaho	66 61
													141	H	Idaho	80 64
													153	A	Idaho St.	59 67
													153	H	Idaho St.	73 67
													153	N	Idaho St.	62 56
													163	N	Santa Clara	77 50
													194	A	Utah St.	56 64
													211	H	Seattle U	75 56
													212	A	Portland St.	65 69
													212	H	Portland St.	83 76
													237	A	Weber St.	83 68
													237	H	Weber St.	72 53
													237	N	Weber St.	65 53
													245	A	Pacific	72 66
													272	H	Cal Poly	71 52
													277	A	Portland	70 66
													286	A	Sacramento St.	104 82
													286	H	Sacramento St.	84 80
													289	H	Southern Utah	71 68
													292	H	Northern Ariz.	86 69
													325	A	Montana	75 69
LAST 12 Division I GAMES:																
9	A	Washington	63 91	325	H	Montana	71 54									
153	N	Idaho St.	62 56	286	A	Sacramento St.	104 82									
137	N	Eastern Wash.	61 59	212	A	Portland St.	65 69									
237	N	Weber St.	65 53	289	H	Southern Utah	71 68									
237	H	Weber St.	72 53	292	H	Northern Ariz.	86 69									
153	H	Idaho St.	73 67	325	A	Montana	75 69									

Non-Div I Games: Carroll (MT) 75 44 Great Falls 75 42

Montana St.

Loss, Non-Conf, S Site, H Home A Away N Neutral

RPI	S	Opponent	Score
325	H	Montana	71 54

M
o
n
t
a
n
a
S
t
.

M
o
n
t
a
n
a
S
t
.

Montana St.

Average RPI Win:	273	WON-LOST	WINNING	LAST 10	STRENGTH OF	OPP. STRENGTH	TEAM	ADJ.	CONF.	ADJ CONF.
Average RPI Loss:	155	RECORD	PCT. RANK	GAMES	SCHEDULE	OF SCHEDULE	RPI	RPI	RPI	RPI
DIV. I ONLY	19- 10	87	5- 5	338	247	177	177	26	26	
DIV. I NON-CONF.	8- 4	85	0- 1	339	181	195	195	26	26	
TOTALS	RPI 1-25	RPI 26-50	W-L RECORDS	RPI 51-100	RPI 101-150	RPI 150+				
19- 10	0- 1	0- 1	OVERALL	0- 3	0- 0	19- 5				
12- 2	0- 0	0- 0	HOME	0- 1	0- 0	12- 1				
7- 7	0- 1	0- 1	AWAY	0- 2	0- 0	7- 3				
0- 1	0- 0	0- 0	NEUTRAL	0- 0	0- 0	0- 1				
8- 4	0- 1	0- 1	NON-CONFERENCE	0- 1	0- 0	8- 1				
5- 1	0- 0	0- 0	HOME	0- 0	0- 0	5- 1				
3- 3	0- 1	0- 1	AWAY	0- 1	0- 0	3- 0				
0- 0	0- 0	0- 0	NEUTRAL	0- 0	0- 0	0- 0				
11- 6	0- 0	0- 0	CONFERENCE	0- 2	0- 0	11- 4				
7- 1	0- 0	0- 0	HOME	0- 1	0- 0	7- 0				
4- 4	0- 0	0- 0	AWAY	0- 1	0- 0	4- 3				
0- 1	0- 0	0- 0	NEUTRAL	0- 0	0- 0	0- 1				

RPI 1-25				RPI 26-50				RPI 51-100				RPI 101+ Team's RPI: 177			
RPI	S	Opponent	Score	RPI	S	Opponent	Score	RPI	S	Opponent	Score	RPI	S	Opponent	Score
14	A	Kentucky	47 74	37	A	West Virginia	53 94	58	A	Belmont	76 96	210	H	SIUE	69 66
								58	H	Belmont	59 91	223	A	UT Martin	89 68
								75	A	Middle Tenn.	58 67	249	A	Jacksonville St.	68 69
												249	H	Jacksonville St.	85 82
												251	H	Miami (OH)	77 43
												252	H	Canisius	77 68
												255	A	Tennessee St.	66 69
												255	H	Tennessee St.	87 74
												257	H	Georgia St.	50 68
												263	A	Austin Peay	81 71
												264	H	Murray St.	73 59
												267	A	Southeast Mo. St.	82 72
												271	A	Eastern Ky.	58 65
												271	H	Eastern Ky.	80 54
												271 N	Eastern Ky.	67 73	
												273	A	Kennesaw St.	71 50
												281	A	Tennessee Tech	81 52
												281	H	Tennessee Tech	79 65
												285	H	Eastern Mich.	78 73
												296	A	North Florida	84 65
												297	H	Eastern Ill.	66 62
												304	H	Lipscomb	73 53
												324	A	Florida A&M	53 48
												344	H	Chicago St.	63 55
LAST 12 Division I GAMES:															
				75	A	Middle Tenn.	58 67	271	A	Eastern Ky.	58 65				
				271 N	Eastern Ky.	67 73		267	A	Southeast Mo. St.	82 72				
				249	H	Jacksonville St.	85 82	264	H	Murray St.	73 59				
				281	A	Tennessee Tech	81 52	249	A	Jacksonville St.	68 69				
				58	A	Belmont	76 96	281	H	Tennessee Tech	79 65				
				255	H	Tennessee St.	87 74	271	H	Eastern Ky.	80 54				

Non-Div I Games: Ky. Christian 100 52 Alice Lloyd 92 42

Morehead St.

■ Loss,
 ■ Non-Conf,
 ■ S Site,
 ■ Home
 ■ A Away
 N Neutral

Average RPI Win:	290	WON-LOST	WINNING	LAST 10	STRENGTH OF	OPP. STRENGTH	TEAM	ADJ.	CONF.	ADJ CONF.
Average RPI Loss:	239	RECORD	PCT. RANK	GAMES	SCHEDULE	OF SCHEDULE	RPI	RPI	RPI	RPI
DIV. I ONLY	8- 21	288	7- 3	340	347	329	329	32	32	
DIV. I NON-CONF.	1- 11	330	0- 0	203	336	318	318	31	31	
TOTALS	RPI 1-25	RPI 26-50	W-L RECORDS	RPI 51-100	RPI 101-150	RPI 150+				
8- 21	0- 0	0- 1	OVERALL	0- 1	0- 1	8- 18				
4- 6	0- 0	0- 0	HOME	0- 0	0- 1	4- 5				
4- 11	0- 0	0- 1	AWAY	0- 1	0- 0	4- 9				
0- 4	0- 0	0- 0	NEUTRAL	0- 0	0- 0	0- 4				
1- 11	0- 0	0- 1	NON-CONFERENCE	0- 1	0- 0	1- 9				
0- 2	0- 0	0- 0	HOME	0- 0	0- 0	0- 2				
1- 6	0- 0	0- 1	AWAY	0- 1	0- 0	1- 4				
0- 3	0- 0	0- 0	NEUTRAL	0- 0	0- 0	0- 3				
7- 10	0- 0	0- 0	CONFERENCE	0- 0	0- 1	7- 9				
4- 4	0- 0	0- 0	HOME	0- 0	0- 1	4- 3				
3- 5	0- 0	0- 0	AWAY	0- 0	0- 0	3- 5				
0- 1	0- 0	0- 0	NEUTRAL	0- 0	0- 0	0- 1				

RPI S	Opponent	Score	RPI S	Opponent	Score	RPI S	Opponent	Score	RPI S	Opponent	Score	Team's RPI: 329
39	A Dayton	42 61	93	A Saint Louis	43 71	147	H Hampton	58 71	154	H Brown	51 68	
						169	H Robert Morris	44 58	173	A Bethune-Cookman	48 50	
						200	N Campbell	51 62	220	A UMBC	69 61	
						225	A Howard	73 72	232	A Richmond	37 54	
						244	A Marshall	43 62	259	A UMES	66 62	
						271	N Eastern Ky.	58 66	280	H N.C. A&T	62 67	
						282	H Norfolk St.	47 56	287	N Ark.-Pine Bluff	44 53	
						288	A Mt. St. Mary's	50 65	290	A Coppin St.	45 61	
						290	H Coppin St.	71 42	293	A Savannah St.	62 66	
						293	H Savannah St.	50 43	293	N Savannah St.	51 59	
						295	A UMKC	56 64	324	A Florida A&M	48 51	
						324	H Florida A&M	26 61	335	H N.C. Central	44 42	
						347	A Delaware St.	71 52	347	H Delaware St.	74 47	
						348	A South Carolina St.	46 50				
LAST 12 Division I GAMES:												
293	N Savannah St.	51 59	225	A Howard	73 72	347	H Delaware St.	74 47				
259	A UMES	66 62	335	H N.C. Central	44 42	324	H Florida A&M	26 61				
290	H Coppin St.	71 42	290	A Coppin St.	45 61	347	H Delaware St.	71 52				
147	H Hampton	58 71	348	A South Carolina St.	46 50							
347	A Delaware St.	71 52										
293	H Savannah St.	50 43										

Non-Div I Games: Washington Adventis79 28

Morgan St.

■ Loss,
 ■ Non-Conf,
 ■ S Site,
 ■ Home
 ■ A Away
 N Neutral

RPI	S	Opponent	Score
348	A	South Carolina St.	46 50

Morgan St.

M
o
r
g
a
n
S
t
.

M
o
r
g
a
n
S
t
.

Mt. St. Mary's

Through Games Of April 2, 2017

Average RPI Win:	301	WON-LOST	WINNING	LAST 10	STRENGTH OF	OPP. STRENGTH	TEAM	ADJ.	CONF.	ADJ CONF.
Average RPI Loss:	210	RECORD	PCT. RANK	GAMES	SCHEDULE	OF SCHEDULE	RPI	RPI	RPI	RPI
DIV. I ONLY	12- 18	225	7- 3	316	342	288	288	31	31	
DIV. I NON-CONF.	2- 9	293	0- 0	209	302	316	316	32	32	
TOTALS	RPI 1-25	RPI 26-50	W-L RECORDS	RPI 51-100	RPI 101-150	RPI 150+				
12- 18	0- 1	0- 1	OVERALL	0- 0	0- 1	12- 15				
8- 6	0- 0	0- 0	HOME	0- 0	0- 0	8- 6				
4- 12	0- 1	0- 1	AWAY	0- 0	0- 1	4- 9				
0- 0	0- 0	0- 0	NEUTRAL	0- 0	0- 0	0- 0				
2- 9	0- 1	0- 1	NON-CONFERENCE	0- 0	0- 1	2- 6				
2- 3	0- 0	0- 0	HOME	0- 0	0- 0	2- 3				
0- 6	0- 1	0- 1	AWAY	0- 0	0- 1	0- 3				
0- 0	0- 0	0- 0	NEUTRAL	0- 0	0- 0	0- 0				
10- 9	0- 0	0- 0	CONFERENCE	0- 0	0- 0	10- 9				
6- 3	0- 0	0- 0	HOME	0- 0	0- 0	6- 3				
4- 6	0- 0	0- 0	AWAY	0- 0	0- 0	4- 6				
0- 0	0- 0	0- 0	NEUTRAL	0- 0	0- 0	0- 0				

RPI 1-25				RPI 26-50				RPI 51-100				RPI 101+ Team's RPI: 288			
RPI	S	Opponent	Score	RPI	S	Opponent	Score	RPI	S	Opponent	Score	RPI	S	Opponent	Score
15	A	Maryland	42 106	37	A	West Virginia	45 77					124	A	William & Mary	46 68
												159	A	Pittsburgh	54 89
												165	H	Fairfield	57 70
												169	A	Robert Morris	58 70
												169	H	Robert Morris	44 50
												202	A	Sacred Heart	45 49
												202	H	Sacred Heart	61 59
												225	A	Howard	62 95
												228	A	Saint Francis (PA)	66 58
												228	H	Saint Francis (PA)	88 97
												243	A	Bryant	62 78
												243	A	Bryant	47 59
												243	H	Bryant	61 53
												259	H	UMES	52 63
												269	A	Loyola Maryland	53 58
												290	H	Coppin St.	54 48
												301	A	Central Conn. St.	58 68
												301	H	Central Conn. St.	81 66
												306	H	Lehigh	57 74
												323	A	St. Francis Brooklyn	62 44
												323	H	St. Francis Brooklyn	55 71
												329	H	Morgan St.	65 50
												336	A	LIU Brooklyn	60 63
												336	H	LIU Brooklyn	56 43
												339	A	Fairleigh Dickinson	75 71
												339	H	Fairleigh Dickinson	61 50
LAST 12 Division I GAMES:															
243	A	Bryant	47 59	228	A	Saint Francis (PA)	66 58								
323	H	St. Francis Brooklyn	55 71	243	H	Bryant	61 53								
336	H	LIU Brooklyn	56 43	301	H	Central Conn. St.	81 66								
341	A	Wagner	70 59	202	H	Sacred Heart	61 59								
339	A	Fairleigh Dickinson	75 71	169	H	Robert Morris	44 50								
169	A	Robert Morris	58 70	202	A	Sacred Heart	45 49								

Non-Div I Games:

Mt. St. Mary's

■ Loss,
■ Non-Conf,
■ S Site,
■ Home
■ A Away
N Neutral

M
t
.
S
t
.
M
a
r
y
'
s

Mt. St. Mary's
RPI S Opponent Score

Through Games Of April 2, 2017

RPI	S	Opponent	Score	
341	A	Wagner	70	59
341	H	Wagner	66	47

M
t
.
S
t
.
M
a
r
y
'
s

Mt. St. Mary's

Average RPI Win:	278	WON-LOST	WINNING	LAST 10	STRENGTH OF	OPP. STRENGTH	TEAM	ADJ.	CONF.	ADJ CONF.
Average RPI Loss:	198	RECORD	PCT. RANK	GAMES	SCHEDULE	OF SCHEDULE	RPI	RPI	RPI	RPI
DIV. I ONLY	13- 14	184	3- 7	335	305	264	264	26	26	
DIV. I NON-CONF.	6- 5	143	0- 0	335	338	236	236	26	26	
TOTALS	RPI 1-25	RPI 26-50	W-L RECORDS	RPI 51-100	RPI 101-150	RPI 150+				
13- 14	0- 0	0- 0	OVERALL	0- 2	0- 1	13- 11				
7- 5	0- 0	0- 0	HOME	0- 1	0- 0	7- 4				
5- 8	0- 0	0- 0	AWAY	0- 1	0- 0	5- 7				
1- 1	0- 0	0- 0	NEUTRAL	0- 0	0- 1	1- 0				
6- 5	0- 0	0- 0	NON-CONFERENCE	0- 1	0- 1	6- 3				
3- 1	0- 0	0- 0	HOME	0- 0	0- 0	3- 1				
2- 3	0- 0	0- 0	AWAY	0- 1	0- 0	2- 2				
1- 1	0- 0	0- 0	NEUTRAL	0- 0	0- 1	1- 0				
7- 9	0- 0	0- 0	CONFERENCE	0- 1	0- 0	7- 8				
4- 4	0- 0	0- 0	HOME	0- 1	0- 0	4- 3				
3- 5	0- 0	0- 0	AWAY	0- 0	0- 0	3- 5				
0- 0	0- 0	0- 0	NEUTRAL	0- 0	0- 0	0- 0				

RPI S	Opponent	Score	RPI S	Opponent	Score	RPI S	Opponent	Score	RPI S	Opponent	Score	Team's RPI: 264
						58	H Belmont	69 87	103	N Abilene Christian	57 81	
						79	A Ohio	70 79	176	H UNGC	81 70	
									177	A Morehead St.	59 73	
									181	A Southern Ill.	63 70	
									204	A ETSU	60 79	
									210	A SIUE	84 77	
									210	H SIUE	76 85	
									223	A UT Martin	82 83	
									223	H UT Martin	70 90	
									233	H Evansville	77 82	
									249	A Jacksonville St.	71 64	
									255	H Tennessee St.	80 72	
									263	A Austin Peay	63 75	
									263	H Austin Peay	67 62	
									267	A Southeast Mo. St.	70 79	
									267	H Southeast Mo. St.	67 80	
									271	H Eastern Ky.	70 64	
									281	A Tennessee Tech	54 72	
									294	A Northern Ky.	72 69	
									297	A Eastern Ill.	66 57	
									297	H Eastern Ill.	92 74	
									304	H Lipscomb	79 59	
									311	A Mississippi Val.	80 62	
									334	N Incarnate Word	72 68	
									349	H Alabama A&M	81 49	
LAST 12 Division I GAMES:												
			223	A UT Martin	82 83	58	H Belmont	69 87				
			267	H Southeast Mo. St.	67 80	177	A Morehead St.	59 73				
			210	H SIUE	76 85	223	H UT Martin	70 90				
			297	A Eastern Ill.	66 57	267	A Southeast Mo. St.	70 79				
			263	H Austin Peay	67 62	263	A Austin Peay	63 75				
			271	H Eastern Ky.	70 64	210	A SIUE	84 77				

Non-Div I Games: Eureka 101 59 MacMurray 93 37

Murray St.

Loss, Non-Conf, S Site, H Home A Away N Neutral

Average RPI Win:	284	WON-LOST	WINNING	LAST 10	STRENGTH OF	OPP. STRENGTH	TEAM	ADJ.	CONF.	ADJ CONF.
Average RPI Loss:	178	RECORD	PCT. RANK	GAMES	SCHEDULE	OF SCHEDULE	RPI	RPI	RPI	RPI
DIV. I ONLY	12- 18	225	5- 5	296	320	280	280	32	32	
DIV. I NON-CONF.	2- 9	293	0- 0	88	87	263	263	31	31	
TOTALS	RPI 1-25	RPI 26-50	W-L RECORDS	RPI 51-100	RPI 101-150	RPI 150+				
12- 18	0- 1	0- 2	OVERALL	1- 2	0- 3	11- 10				
7- 5	0- 1	0- 1	HOME	1- 0	0- 0	6- 3				
3- 8	0- 0	0- 0	AWAY	0- 1	0- 1	3- 6				
2- 5	0- 0	0- 1	NEUTRAL	0- 1	0- 2	2- 1				
2- 9	0- 1	0- 2	NON-CONFERENCE	1- 2	0- 1	1- 3				
2- 2	0- 1	0- 1	HOME	1- 0	0- 0	1- 0				
0- 3	0- 0	0- 0	AWAY	0- 1	0- 0	0- 2				
0- 4	0- 0	0- 1	NEUTRAL	0- 1	0- 1	0- 1				
10- 9	0- 0	0- 0	CONFERENCE	0- 0	0- 2	10- 7				
5- 3	0- 0	0- 0	HOME	0- 0	0- 0	5- 3				
3- 5	0- 0	0- 0	AWAY	0- 0	0- 1	3- 4				
2- 1	0- 0	0- 0	NEUTRAL	0- 0	0- 1	2- 0				

RPI 1-25				RPI 26-50				RPI 51-100				RPI 101+ Team's RPI: 280			
RPI	S	Opponent	Score	RPI	S	Opponent	Score	RPI	S	Opponent	Score	RPI	S	Opponent	Score
8	H	UCLA	42 83	37	N	West Virginia	64 80	79	H	Ohio	63 57	125	N	Ball St.	57 76
				50	H	Auburn	36 68	84	A	FGCU	41 67	147	A	Hampton	57 64
								85	N	Florida	38 67	147	N	Hampton	62 64
												173	H	Bethune-Cookman	60 65
												216	A	Appalachian St.	58 71
												223	H	UT Martin	74 59
												225	A	Howard	61 69
												225	H	Howard	63 55
												225	N	Howard	68 58
												231	N	Marist	64 69
												246	A	Ga. Southern	50 65
												259	A	UMES	50 58
												259	H	UMES	57 60
												282	A	Norfolk St.	53 69
												290	A	Coppin St.	57 65
												293	H	Savannah St.	89 54
												324	H	Florida A&M	65 57
												329	A	Morgan St.	67 62
												335	A	N.C. Central	62 38
												335	H	N.C. Central	54 58
												335	N	N.C. Central	71 58
												347	A	Delaware St.	68 60
												347	H	Delaware St.	83 44
												348	H	South Carolina St.	66 54
LAST 12 Division I GAMES:															
147	N	Hampton	62 64	259	A	UMES	50 58	225	A	Howard	61 69	348	H	South Carolina St.	66 54
225	N	Howard	68 58	348	H	South Carolina St.	66 54	324	H	Florida A&M	65 57	347	A	Delaware St.	68 60
335	N	N.C. Central	71 58	324	H	Florida A&M	65 57	347	A	Delaware St.	68 60	282	A	Norfolk St.	53 69
335	H	N.C. Central	54 58	347	A	Delaware St.	68 60								
173	H	Bethune-Cookman	60 65	282	A	Norfolk St.	53 69								
293	H	Savannah St.	89 54												

Non-Div I Games: Francis Marion 72 65 Slippery Rock 70 59

N.C. A&T

■ Loss,
 ■ Non-Conf, S Site,
 ■ Home
 ■ Away
 N Neutral

N.C. Central

Through Games Of April 2, 2017

Average RPI Win:	306	WON-LOST	WINNING	LAST 10	STRENGTH OF	OPP. STRENGTH	TEAM	ADJ.	CONF.	ADJ CONF.
Average RPI Loss:	221	RECORD	PCT. RANK	GAMES	SCHEDULE	OF SCHEDULE	RPI	RPI	RPI	RPI
DIV. I ONLY	7- 20	302	5- 5	332	339	335	335	32	32	
DIV. I NON-CONF.	0- 10	335	0- 0	219	276	342	342	31	31	
TOTALS	RPI 1-25	RPI 26-50	W-L RECORDS	RPI 51-100	RPI 101-150	RPI 150+				
7- 20	0- 0	0- 2	OVERALL	0- 0	0- 2	7- 16				
5- 7	0- 0	0- 0	HOME	0- 0	0- 0	5- 7				
2- 12	0- 0	0- 2	AWAY	0- 0	0- 2	2- 8				
0- 1	0- 0	0- 0	NEUTRAL	0- 0	0- 0	0- 1				
0- 10	0- 0	0- 2	NON-CONFERENCE	0- 0	0- 1	0- 7				
0- 4	0- 0	0- 0	HOME	0- 0	0- 0	0- 4				
0- 6	0- 0	0- 2	AWAY	0- 0	0- 1	0- 3				
0- 0	0- 0	0- 0	NEUTRAL	0- 0	0- 0	0- 0				
7- 10	0- 0	0- 0	CONFERENCE	0- 0	0- 1	7- 9				
5- 3	0- 0	0- 0	HOME	0- 0	0- 0	5- 3				
2- 6	0- 0	0- 0	AWAY	0- 0	0- 1	2- 5				
0- 1	0- 0	0- 0	NEUTRAL	0- 0	0- 0	0- 1				

RPI 1-25	RPI 26-50	RPI 51-100	RPI 101+ Team's RPI: 335
RPI S Opponent Score	RPI S Opponent Score	RPI S Opponent Score	RPI S Opponent Score
	36 A North Carolina St. 33 83		134 A Old Dominion 52 83
	46 A Purdue 27 61		147 A Hampton 36 60
			173 H Bethune-Cookman 52 62
			176 H UNCG 51 64
			200 A Campbell 30 61
			225 A Howard 48 62
			225 H Howard 50 73
			226 H Presbyterian 63 72
			234 H Wofford 54 64
			250 A Furman 40 60
			256 A Coastal Caro. 50 66
			259 A UMES 51 73
			259 H UMES 68 59
			280 A N.C. A&T 58 54
			280 H N.C. A&T 38 62
			280 N N.C. A&T 58 71
			282 A Norfolk St. 40 71
			290 A Coppin St. 58 46
			293 H Savannah St. 58 51
			315 H USC Upstate 58 68
			324 H Florida A&M 52 49
			329 A Morgan St. 42 44
			347 A Delaware St. 51 55
			347 H Delaware St. 68 63
			348 H South Carolina St. 52 41
LAST 12 Division I GAMES:			
280 N N.C. A&T 58 71	324 H Florida A&M 52 49		
280 A N.C. A&T 58 54	348 H South Carolina St. 52 41		
293 H Savannah St. 58 51	290 A Coppin St. 58 46		
173 H Bethune-Cookman 52 62	329 A Morgan St. 42 44		
225 A Howard 48 62	347 A Delaware St. 51 55		
259 A UMES 51 73	280 H N.C. A&T 38 62		

Non-Div I Games: Johnson & Wales (NC75 38 Pfeiffer 47 50

N.C. Central

Loss, Non-Conf, S Site, H Home A Away N Neutral

Average RPI Win:	312	WON-LOST	WINNING	LAST 10	STRENGTH OF	OPP. STRENGTH	TEAM	ADJ.	CONF.	ADJ CONF.
Average RPI Loss:	189	RECORD	PCT. RANK	GAMES	SCHEDULE	OF SCHEDULE	RPI	RPI	RPI	RPI
DIV. I ONLY	9- 19	270	3- 7	342	288	321	321	25	25	
DIV. I NON-CONF.	5- 8	215	0- 0	342	343	312	312	24	24	
TOTALS	RPI 1-25	RPI 26-50	W-L RECORDS	RPI 51-100	RPI 101-150	RPI 150+				
9- 19	0- 0	0- 1	OVERALL	0- 3	0- 5	9- 10				
5- 7	0- 0	0- 0	HOME	0- 1	0- 2	5- 4				
3- 12	0- 0	0- 1	AWAY	0- 2	0- 3	3- 6				
1- 0	0- 0	0- 0	NEUTRAL	0- 0	0- 0	1- 0				
5- 8	0- 0	0- 1	NON-CONFERENCE	0- 1	0- 1	5- 5				
2- 3	0- 0	0- 0	HOME	0- 0	0- 0	2- 3				
2- 5	0- 0	0- 1	AWAY	0- 1	0- 1	2- 2				
1- 0	0- 0	0- 0	NEUTRAL	0- 0	0- 0	1- 0				
4- 11	0- 0	0- 0	CONFERENCE	0- 2	0- 4	4- 5				
3- 4	0- 0	0- 0	HOME	0- 1	0- 2	3- 1				
1- 7	0- 0	0- 0	AWAY	0- 1	0- 2	1- 4				
0- 0	0- 0	0- 0	NEUTRAL	0- 0	0- 0	0- 0				

RPI S	Opponent	Score	RPI S	Opponent	Score	RPI S	Opponent	Score	RPI S	Opponent	Score	Team's RPI: 321
47	A Harvard	38 59	57	A Bucknell	36 67	104	A Jacksonville	59 75				
			84	A FGCU	53 73	104	H Jacksonville	56 75				
			84	H FGCU	46 77	117	A Stetson	43 77				
						117	H Stetson	37 60				
						122	A Saint Joseph's	36 75				
						198	H Columbia	51 65				
						213	H Binghamton	44 68				
						225	H Howard	70 55				
						273	A Kennesaw St.	60 62				
						273	A Kennesaw St.	64 75				
						273	H Kennesaw St.	56 66				
						274	A Vermont	42 64				
						296	A North Florida	51 61				
						296	H North Florida	64 62				
						304	A Lipscomb	76 53				
						304	H Lipscomb	76 68				
						306	A Lehigh	52 84				
						315	A USC Upstate	58 75				
						315	H USC Upstate	70 66				
						336	N LIU Brooklyn	50 48				
						339	H Fairleigh Dickinson	61 66				
						341	H Wagner	68 45				
						344	A Chicago St.	57 42				
						347	A Delaware St.	57 43				
LAST 12 Division I GAMES:												
273	A Kennesaw St.	60 62	273	H Kennesaw St.	56 66							
315	H USC Upstate	70 66	304	A Lipscomb	76 53							
84	H FGCU	46 77	273	A Kennesaw St.	64 75							
117	H Stetson	37 60	304	H Lipscomb	76 68							
296	A North Florida	51 61	117	A Stetson	43 77							
104	A Jacksonville	59 75	84	A FGCU	53 73							

Non-Div I Games: St. Joseph's (Brkln87 53 Rutgers-Newark 83 52

NJIT

Loss, Non-Conf, S Site, H Home A Away N Neutral

Average RPI Win: 240	WON-LOST	WINNING	LAST 10	STRENGTH OF	OPP. STRENGTH	TEAM	ADJ.	CONF.	ADJ CONF.
Average RPI Loss: 119	RECORD	PCT. RANK	GAMES	SCHEDULE	OF SCHEDULE	RPI	RPI	RPI	RPI
DIV. I ONLY	23- 10	60	6- 4	238	229	113	113	24	24
DIV. I NON-CONF.	7- 5	122	1- 1	234	109	119	119	25	25
TOTALS	RPI 1-25	RPI 26-50	W-L RECORDS	RPI 51-100	RPI 101-150	RPI 150+			
23- 10	0- 1	0- 0	OVERALL	1- 5	1- 0	21- 4			
12- 2	0- 0	0- 0	HOME	0- 1	1- 0	11- 1			
10- 7	0- 1	0- 0	AWAY	1- 4	0- 0	9- 2			
1- 1	0- 0	0- 0	NEUTRAL	0- 0	0- 0	1- 1			
7- 5	0- 1	0- 0	NON-CONFERENCE	1- 2	1- 0	5- 2			
4- 0	0- 0	0- 0	HOME	0- 0	1- 0	3- 0			
3- 4	0- 1	0- 0	AWAY	1- 2	0- 0	2- 1			
0- 1	0- 0	0- 0	NEUTRAL	0- 0	0- 0	0- 1			
16- 5	0- 0	0- 0	CONFERENCE	0- 3	0- 0	16- 2			
8- 2	0- 0	0- 0	HOME	0- 1	0- 0	8- 1			
7- 3	0- 0	0- 0	AWAY	0- 2	0- 0	7- 1			
1- 0	0- 0	0- 0	NEUTRAL	0- 0	0- 0	1- 0			

RPI	S	Opponent	Score	RPI	S	Opponent	Score	RPI	S	Opponent	Score	RPI	S	Opponent	Score	Team's RPI: 113
18	A	Tennessee	55 85					57	A	Bucknell	71 79	148	H	Iona	73 68	
								57	A	Bucknell	64 67	160	A	Army West Point	63 58	
								57	H	Bucknell	54 63	160	H	Army West Point	67 62	
								70	A	George Washington	61 51	160	N	Army West Point	54 53	
								77	A	Virginia Tech	64 75	174	N	Arkansas	67 70	
								91	A	Wake Forest	65 75	183	H	Cleveland St.	88 63	
												185	A	American	48 50	
												185	H	American	60 44	
												187	H	Hofstra	78 69	
												197	A	George Mason	64 68	
												229	A	Boston U.	62 59	
												229	H	Boston U.	55 41	
												241	H	Liberty	67 66	
												269	A	Loyola Maryland	55 43	
												269	H	Loyola Maryland	77 51	
												275	A	Colgate	80 67	
												275	H	Colgate	61 69	
												284	A	Nevada	79 62	
												299	A	Lafayette	68 65	
												299	H	Lafayette	53 37	
												299	H	Lafayette	76 41	
												306	A	Lehigh	66 64	
												306	H	Lehigh	79 44	
												316	A	Holy Cross	73 71	
												316	H	Holy Cross	57 56	
												322	A	Air Force	64 46	
LAST 12 Division I GAMES:																
77	A	Virginia Tech	64 75	57	H	Bucknell	54 63	185	A	American	48 50	160	H	Army West Point	67 62	
70	A	George Washington	61 51	306	H	Lehigh	79 44	299	A	Lafayette	68 65	269	A	Loyola Maryland	55 43	
57	A	Bucknell	71 79	299	A	Lafayette	68 65	275	A	Colgate	80 67	275	H	Colgate	61 69	
160	N	Army West Point	54 53	284	A	Nevada	79 62	299	H	Lafayette	76 41	306	A	Lehigh	66 64	
299	H	Lafayette	53 37	299	H	Lafayette	53 37	306	H	Lehigh	79 44	316	A	Holy Cross	73 71	
185	H	American	60 44	299	H	Lafayette	76 41	316	H	Holy Cross	57 56	322	A	Air Force	64 46	

Non-Div I Games: Goucher 93 40

Navy

■ Loss,
 ■ Non-Conf,
 ■ S Site,
 ■ Home
 ■ A Away
 N Neutral

Nebraska

Through Games Of April 2, 2017

Average RPI Win:	136	WON-LOST	WINNING	LAST 10	STRENGTH OF	OPP. STRENGTH	TEAM	ADJ.	CONF.	ADJ CONF.
Average RPI Loss:	65	RECORD	PCT. RANK	GAMES	SCHEDULE	OF SCHEDULE	RPI	RPI	RPI	RPI
DIV. I ONLY	7- 22	308	2- 8	27	39	192	192	5	5	
DIV. I NON-CONF.	4- 8	231	0- 0	21	8	161	161	5	5	
TOTALS	RPI 1-25	RPI 26-50	W-L RECORDS	RPI 51-100	RPI 101-150	RPI 150+				
7- 22	0- 6	2- 6	OVERALL	1- 7	0- 0	4- 3				
7- 9	0- 4	2- 3	HOME	1- 2	0- 0	4- 0				
0- 10	0- 2	0- 3	AWAY	0- 3	0- 0	0- 2				
0- 3	0- 0	0- 0	NEUTRAL	0- 2	0- 0	0- 1				
4- 8	0- 3	0- 2	NON-CONFERENCE	1- 3	0- 0	3- 0				
4- 4	0- 2	0- 2	HOME	1- 0	0- 0	3- 0				
0- 2	0- 1	0- 0	AWAY	0- 1	0- 0	0- 0				
0- 2	0- 0	0- 0	NEUTRAL	0- 2	0- 0	0- 0				
3- 14	0- 3	2- 4	CONFERENCE	0- 4	0- 0	1- 3				
3- 5	0- 2	2- 1	HOME	0- 2	0- 0	1- 0				
0- 8	0- 1	0- 3	AWAY	0- 2	0- 0	0- 2				
0- 1	0- 0	0- 0	NEUTRAL	0- 0	0- 0	0- 1				

RPI	S	Opponent	Score	RPI	S	Opponent	Score	RPI	S	Opponent	Score	RPI	S	Opponent	Score	Team's RPI: 192
1	H	UConn	41 84	28	H	Drake	70 84	51	N	Virginia	51 73	152	H	Omaha	66 58	
15	H	Maryland	49 93	34	A	Michigan	60 88	64	N	Washington St.	65 79	206	H	San Jose St.	83 61	
19	A	Ohio St.	75 95	34	H	Michigan	51 84	65	H	Colorado St.	62 59	207	A	Wisconsin	56 82	
19	H	Ohio St.	69 87	43	A	Michigan St.	73 93	66	A	Iowa	72 75	208	A	Illinois	59 79	
21	A	Creighton	64 80	43	H	Michigan St.	76 74	68	H	Northwestern	58 62	208	N	Illinois	70 79	
22	H	Missouri	35 55	46	A	Purdue	45 88	72	H	Minnesota	69 79	215	H	UTRGV	71 53	
				48	H	California	65 86	77	A	Virginia Tech	67 76	221	H	Rutgers	62 58	
				49	H	Indiana	67 64	82	A	Penn St.	69 86					
LAST 12 Division I GAMES:																
208	N	Illinois	70 79	72	H	Minnesota	69 79									
43	H	Michigan St.	76 74	19	A	Ohio St.	75 95									
34	A	Michigan	60 88	46	A	Purdue	45 88									
49	H	Indiana	67 64	34	H	Michigan	51 84									
19	H	Ohio St.	69 87	82	A	Penn St.	69 86									
207	A	Wisconsin	56 82	208	A	Illinois	59 79									

Non-Div I Games:

Nebraska

■ Loss,
■ Non-Conf, S Site,
■ Home
■ Away
N Neutral

Nevada

Through Games Of April 2, 2017

Average RPI Win:	245	WON-LOST	WINNING	LAST 10	STRENGTH OF	OPP. STRENGTH	TEAM	ADJ.	CONF.	ADJ CONF.
Average RPI Loss:	155	RECORD	PCT. RANK	GAMES	SCHEDULE	OF SCHEDULE	RPI	RPI	RPI	RPI
DIV. I ONLY	10- 19	259	3- 7	283	161	284	284	13	13	
DIV. I NON-CONF.	5- 5	164	0- 0	330	240	275	275	16	16	
TOTALS	RPI 1-25	RPI 26-50	W-L RECORDS	RPI 51-100	RPI 101-150	RPI 150+				
10- 19	0- 0	0- 0	OVERALL	1- 3	0- 5	9- 11				
7- 9	0- 0	0- 0	HOME	1- 1	0- 4	6- 4				
3- 9	0- 0	0- 0	AWAY	0- 2	0- 1	3- 6				
0- 1	0- 0	0- 0	NEUTRAL	0- 0	0- 0	0- 1				
5- 5	0- 0	0- 0	NON-CONFERENCE	0- 1	0- 2	5- 2				
3- 4	0- 0	0- 0	HOME	0- 1	0- 2	3- 1				
2- 1	0- 0	0- 0	AWAY	0- 0	0- 0	2- 1				
0- 0	0- 0	0- 0	NEUTRAL	0- 0	0- 0	0- 0				
5- 14	0- 0	0- 0	CONFERENCE	1- 2	0- 3	4- 9				
4- 5	0- 0	0- 0	HOME	1- 0	0- 2	3- 3				
1- 8	0- 0	0- 0	AWAY	0- 2	0- 1	1- 5				
0- 1	0- 0	0- 0	NEUTRAL	0- 0	0- 0	0- 1				

N
e
v
a
d
aN
e
v
a
d
a

RPI S	Opponent	Score	RPI S	Opponent	Score	RPI S	Opponent	Score	RPI S	Opponent	Score	Team's RPI: 284
						53	A Boise St.	74 77	102	H Long Beach St.	93 97	
						53	H Boise St.	69 62	113	H Navy	62 79	
						65	A Colorado St.	51 64	116	A UNLV	41 60	
						78	H Utah	50 80	116	H UNLV	49 64	
									119	H Wyoming	59 72	
									151	A Fresno St.	54 68	
									151	H Fresno St.	70 71	
									151 N	Fresno St.	57 62	
									157	A New Mexico	50 59	
									157	H New Mexico	63 69	
									168	H Memphis	75 67	
									194	A Utah St.	57 60	
									194	H Utah St.	69 81	
									206	A San Jose St.	84 107	
									206	H San Jose St.	108 85	
									224	A San Diego	54 70	
									236	H Hawaii	67 59	
									270	A San Diego St.	78 83	
									270	H San Diego St.	88 65	
									277	H Portland	72 59	
									286	A Sacramento St.	99 95	
									314	A Pepperdine	69 60	
									322	A Air Force	56 51	
									322	H Air Force	65 58	
									327	H UC Irvine	59 72	
LAST 12 Division I GAMES:												
			151 N	Fresno St.	57 62	322	H Air Force	65 58				
			65	A Colorado St.	51 64	270	H San Diego St.	88 65				
			206	H San Jose St.	108 85	116	A UNLV	41 60				
			116	H UNLV	49 64	194	H Utah St.	69 81				
			53	A Boise St.	74 77	157	A New Mexico	50 59				
			194	A Utah St.	57 60	53	H Boise St.	69 62				

Non-Div I Games: Holy Names 70 42

Nevada

■ Loss,
 ■ Non-Conf,
 ■ S Site,
 ■ Home
 ■ A Away
 N Neutral

New Hampshire

Through Games Of April 2, 2017

Average RPI Win:	231	WON-LOST	WINNING	LAST 10	STRENGTH OF	OPP. STRENGTH	TEAM	ADJ.	CONF.	ADJ CONF.
Average RPI Loss:	93	RECORD	PCT. RANK	GAMES	SCHEDULE	OF SCHEDULE	RPI	RPI	RPI	RPI
DIV. I ONLY	25- 6	16	7- 3	268	213	90	90	22	22	
DIV. I NON-CONF.	9- 4	75	0- 1	250	222	128	128	22	22	
TOTALS	RPI 1-25	RPI 26-50	W-L RECORDS	RPI 51-100	RPI 101-150	RPI 150+				
25- 6	0- 1	0- 1	OVERALL	1- 1	2- 3	22- 0				
13- 2	0- 0	0- 1	HOME	1- 0	1- 1	11- 0				
11- 3	0- 1	0- 0	AWAY	0- 1	1- 1	10- 0				
1- 1	0- 0	0- 0	NEUTRAL	0- 0	0- 1	1- 0				
9- 4	0- 1	0- 1	NON-CONFERENCE	0- 0	0- 2	9- 0				
5- 2	0- 0	0- 1	HOME	0- 0	0- 1	5- 0				
4- 2	0- 1	0- 0	AWAY	0- 0	0- 1	4- 0				
0- 0	0- 0	0- 0	NEUTRAL	0- 0	0- 0	0- 0				
16- 2	0- 0	0- 0	CONFERENCE	1- 1	2- 1	13- 0				
8- 0	0- 0	0- 0	HOME	1- 0	1- 0	6- 0				
7- 1	0- 0	0- 0	AWAY	0- 1	1- 0	6- 0				
1- 1	0- 0	0- 0	NEUTRAL	0- 0	0- 1	1- 0				

RPI 1-25				RPI 26-50				RPI 51-100				Team's RPI: 90	RPI 101+			
RPI	S	Opponent	Score	RPI	S	Opponent	Score	RPI	S	Opponent	Score		RPI	S	Opponent	Score
14	A	Kentucky	43 92	47	H	Harvard	56 69	100	A	Albany (NY)	55 64		130	A	Maine	65 57
								100	H	Albany (NY)	71 58		130	H	Maine	50 44
													130	N	Maine	52 61
													132	A	Cornell	56 61
													136	H	Yale	58 64
													161	A	Northeastern	66 63
													179	A	Siena	77 67
													188	A	Hartford	62 57
													188	H	Hartford	58 50
													202	H	Sacred Heart	71 43
													213	A	Binghamton	70 62
													213	H	Binghamton	76 69
													220	A	UMBC	65 61
													220	H	UMBC	60 50
													222	H	Dartmouth	64 47
													229	A	Boston U.	59 51
													243	H	Bryant	62 60
													262	A	Stony Brook	56 45
													262	H	Stony Brook	49 46
													262	N	Stony Brook	58 49
													274	A	Vermont	57 49
													274	H	Vermont	66 47
													278	A	Manhattan	59 42
													301	H	Central Conn. St.	56 52
													341	H	Wagner	73 40
													343	A	UMass Lowell	76 57
LAST 12 Division I GAMES:																
				47	H	Harvard	56 69						130	A	Maine	65 57
				130	N	Maine	52 61						213	H	Binghamton	76 69
				262	N	Stony Brook	58 49						274	H	Vermont	66 47
				220	A	UMBC	65 61						100	A	Albany (NY)	55 64
				343	H	UMass Lowell	58 45						262	A	Stony Brook	56 45
				188	A	Hartford	62 57						220	H	UMBC	60 50

Non-Div I Games: New England Col. 58 38

New Hampshire

■ Loss,
 ■ Non-Conf,
 ■ S Site,
 ■ H Home
 ■ A Away
 N Neutral

RPI	S	Opponent	Score
343	H	UMass Lowell	58 45

New Hampshire

New
Hampshire

New
Hampshire

New Mexico

Through Games Of April 2, 2017

Average RPI Win:	213	WON-LOST	WINNING	LAST 10	STRENGTH OF	OPP. STRENGTH	TEAM	ADJ.	CONF.	ADJ CONF.
Average RPI Loss:	106	RECORD	PCT. RANK	GAMES	SCHEDULE	OF SCHEDULE	RPI	RPI	RPI	RPI
DIV. I ONLY	14- 15	181	3- 6	92	147	157	157	13	13	
DIV. I NON-CONF.	4- 6	208	0- 0	150	105	230	230	16	16	
TOTALS	RPI 1-25	RPI 26-50	W-L RECORDS	RPI 51-100	RPI 101-150	RPI 150+				
14- 15	0- 0	0- 1	OVERALL	2- 5	1- 8	11- 1				
10- 6	0- 0	0- 0	HOME	2- 2	1- 4	7- 0				
4- 8	0- 0	0- 1	AWAY	0- 2	0- 4	4- 1				
0- 1	0- 0	0- 0	NEUTRAL	0- 1	0- 0	0- 0				
4- 6	0- 0	0- 1	NON-CONFERENCE	1- 1	1- 4	2- 0				
4- 3	0- 0	0- 0	HOME	1- 1	1- 2	2- 0				
0- 3	0- 0	0- 1	AWAY	0- 0	0- 2	0- 0				
0- 0	0- 0	0- 0	NEUTRAL	0- 0	0- 0	0- 0				
10- 9	0- 0	0- 0	CONFERENCE	1- 4	0- 4	9- 1				
6- 3	0- 0	0- 0	HOME	1- 1	0- 2	5- 0				
4- 5	0- 0	0- 0	AWAY	0- 2	0- 2	4- 1				
0- 1	0- 0	0- 0	NEUTRAL	0- 1	0- 0	0- 0				

RPI S	Opponent	Score	RPI S	Opponent	Score	RPI S	Opponent	Score	RPI S	Opponent	Score	Team's RPI: 157
30	A Marquette	52 62	53	A Boise St.	62 64	111	A Texas Tech	58 69				
			53	H Boise St.	75 68	116	A UNLV	42 56				
			53	N Boise St.	62 64	116	H UNLV	52 61				
			65	A Colorado St.	55 58	119	A Wyoming	52 68				
			65	H Colorado St.	63 78	119	H Wyoming	58 60				
			72	H Minnesota	65 69	122	H Saint Joseph's	67 79				
			95	H SMU	64 49	133	A New Mexico St.	70 77				
						133	H New Mexico St.	84 55				
						150	H Tulsa	64 67				
						151	A Fresno St.	80 54				
						151	H Fresno St.	66 57				
						194	A Utah St.	68 58				
						194	H Utah St.	78 67				
						206	A San Jose St.	82 72				
						270	A San Diego St.	51 63				
						270	H San Diego St.	85 42				
						284	A Nevada	69 63				
						284	H Nevada	59 50				
						300	H UTEP	79 66				
						322	H Air Force	81 64				
						339	H Fairleigh Dickinson	83 56				
LAST 12 Division I GAMES:												
			53	N Boise St.	62 64	322	H Air Force	81 64				
			270	A San Diego St.	51 63	206	A San Jose St.	82 72				
			119	H Wyoming	58 60	116	H UNLV	52 61				
			65	A Colorado St.	55 58	284	H Nevada	59 50				
			151	H Fresno St.	66 57	194	A Utah St.	68 58				
			53	A Boise St.	62 64	119	A Wyoming	52 68				

Non-Div I Games: Northern N.M. 87 47

New Mexico

■ Loss,
 ■ Non-Conf, S Site,
 ■ Home
 ■ Away
 N Neutral

Average RPI Win: 266		WON-LOST	WINNING	LAST 10	STRENGTH OF	OPP. STRENGTH	TEAM	ADJ.	CONF.	ADJ CONF.
Average RPI Loss: 118		RECORD	PCT. RANK	GAMES	SCHEDULE	OF SCHEDULE	RPI	RPI	RPI	RPI
DIV. I ONLY		22- 7	28	9- 1	317	254	133	133	29	29
DIV. I NON-CONF.		6- 7	177	0- 1	262	113	206	206	29	29
TOTALS		RPI 1-25	RPI 26-50	W-L RECORDS	RPI 51-100	RPI 101-150	RPI 150+			
22- 7	0- 1		0- 1	OVERALL	0- 0	0- 2	22- 3			
10- 1	0- 0		0- 0	HOME	0- 0	0- 1	10- 0			
9- 2	0- 0		0- 0	AWAY	0- 0	0- 0	9- 2			
3- 4	0- 1		0- 1	NEUTRAL	0- 0	0- 1	3- 1			
6- 7	0- 1		0- 1	NON-CONFERENCE	0- 0	0- 2	6- 3			
3- 1	0- 0		0- 0	HOME	0- 0	0- 1	3- 0			
2- 2	0- 0		0- 0	AWAY	0- 0	0- 0	2- 2			
1- 4	0- 1		0- 1	NEUTRAL	0- 0	0- 1	1- 1			
16- 0	0- 0		0- 0	CONFERENCE	0- 0	0- 0	16- 0			
7- 0	0- 0		0- 0	HOME	0- 0	0- 0	7- 0			
7- 0	0- 0		0- 0	AWAY	0- 0	0- 0	7- 0			
2- 0	0- 0		0- 0	NEUTRAL	0- 0	0- 0	2- 0			

[illegible]

Non-Div I Games:	N.M. Highlands	94	37	Western N.M.	85	28
------------------	----------------	----	----	--------------	----	----

New Mexico St.

Loss, Non-Conf, S Site, H Home A Away N Neutral

N
e
w
M
e
x
i
c
o
s
t
.

RPI S Opponent Score
New Mexico St.

Through Games Of April 2, 2017

RPI	S	Opponent	Score
344	H	Chicago St.	100 63

N
e
w
M
e
x
i
c
o
s
t
.

New Mexico St.

New Orleans

Through Games Of April 2, 2017

Average RPI Win:	292	WON-LOST	WINNING	LAST 10	STRENGTH OF	OPP. STRENGTH	TEAM	ADJ.	CONF.	ADJ CONF.
Average RPI Loss:	160	RECORD	PCT. RANK	GAMES	SCHEDULE	OF SCHEDULE	RPI	RPI	RPI	RPI
DIV. I ONLY	11- 15	218	4- 6	261	298	238	238	27	27	
DIV. I NON-CONF.	2- 5	259	0- 0	59	134	170	170	27	27	
TOTALS	RPI 1-25	RPI 26-50	W-L RECORDS	RPI 51-100	RPI 101-150	RPI 150+				
11- 15	0- 1	0- 0	OVERALL	0- 4	0- 5	11- 5				
7- 4	0- 0	0- 0	HOME	0- 2	0- 1	7- 1				
4- 10	0- 1	0- 0	AWAY	0- 2	0- 4	4- 3				
0- 1	0- 0	0- 0	NEUTRAL	0- 0	0- 0	0- 1				
2- 5	0- 1	0- 0	NON-CONFERENCE	0- 1	0- 2	2- 1				
1- 1	0- 0	0- 0	HOME	0- 0	0- 0	1- 1				
1- 4	0- 1	0- 0	AWAY	0- 1	0- 2	1- 0				
0- 0	0- 0	0- 0	NEUTRAL	0- 0	0- 0	0- 0				
9- 10	0- 0	0- 0	CONFERENCE	0- 3	0- 3	9- 4				
6- 3	0- 0	0- 0	HOME	0- 2	0- 1	6- 0				
3- 6	0- 0	0- 0	AWAY	0- 1	0- 2	3- 3				
0- 1	0- 0	0- 0	NEUTRAL	0- 0	0- 0	0- 1				

RPI	S	Opponent	Score	RPI	S	Opponent	Score	RPI	S	Opponent	Score	RPI	S	Opponent	Score	Team's RPI: 238
13	A	Texas	48 80					71	A	Iowa St.	63 100	103	A	Abilene Christian	55 68	
								81	H	Central Ark.	51 55	105	A	Southern Miss.	53 78	
								98	A	SFA	61 88	109	A	Alabama	57 78	
								98	H	SFA	67 71	138	A	Lamar University	42 73	
												138	H	Lamar University	55 66	
												158	H	Texas Southern	63 57	
												247	H	South Ala.	62 65	
												249	A	Jacksonville St.	81 79	
												268	H	A&M-Corpus Christi	75 54	
												268	N	A&M-Corpus Christi	77 88	
												283	A	McNeese	71 59	
												283	H	McNeese	92 85	
												298	A	Nicholls St.	69 79	
												298	H	Nicholls St.	81 77	
												305	A	Northwestern St.	93 95	
												330	A	Southeastern La.	70 85	
												330	H	Southeastern La.	102 87	
												334	A	Incarinate Word	71 67	
												334	H	Incarinate Word	84 58	
												338	A	Houston Baptist	73 63	
												340	H	Sam Houston St.	78 49	
LAST 12 Division I GAMES:																
268	N	A&M-Corpus Christi	77 88	330	A	Southeastern La.	70 85									
298	A	Nicholls St.	69 79	334	H	Incarinate Word	84 58									
330	H	Southeastern La.	102 87	298	H	Nicholls St.	81 77									
305	A	Northwestern St.	93 95	138	H	Lamar University	55 66									
98	H	SFA	67 71	98	A	SFA	61 88									
283	H	McNeese	92 85	283	A	McNeese	71 59									

Non-Div I Games: Blue Mountain 75 37 Crowley's Ridge 123 33 Trinity Baptist 100 35

New Orleans

Loss, Non-Conf, S Site, H Home A Away N Neutral

Niagara

Through Games Of April 2, 2017

Average RPI Win: 244	WON-LOST	WINNING	LAST 10	STRENGTH OF	OPP. STRENGTH	TEAM	ADJ.	CONF.	ADJ CONF.
Average RPI Loss: 144	RECORD	PCT. RANK	GAMES	SCHEDULE	OF SCHEDULE	RPI	RPI	RPI	RPI
DIV. I ONLY	8- 22	296	3- 7	142	186	265	265	18	18
DIV. I NON-CONF.	3- 6	231	0- 0	18	122	113	113	17	17
TOTALS	RPI 1-25	RPI 26-50	W-L RECORDS	RPI 51-100	RPI 101-150	RPI 150+			
8- 22	0- 1	0- 4	OVERALL	0- 1	0- 6	8- 10			
5- 8	0- 1	0- 1	HOME	0- 0	0- 2	5- 4			
3- 13	0- 0	0- 3	AWAY	0- 1	0- 4	3- 5			
0- 1	0- 0	0- 0	NEUTRAL	0- 0	0- 0	0- 1			
3- 6	0- 1	0- 2	NON-CONFERENCE	0- 1	0- 2	3- 0			
2- 1	0- 1	0- 0	HOME	0- 0	0- 0	2- 0			
1- 5	0- 0	0- 2	AWAY	0- 1	0- 2	1- 0			
0- 0	0- 0	0- 0	NEUTRAL	0- 0	0- 0	0- 0			
5- 16	0- 0	0- 2	CONFERENCE	0- 0	0- 4	5- 10			
3- 7	0- 0	0- 1	HOME	0- 0	0- 2	3- 4			
2- 8	0- 0	0- 1	AWAY	0- 0	0- 2	2- 5			
0- 1	0- 0	0- 0	NEUTRAL	0- 0	0- 0	0- 1			

RPI 1-25			RPI 26-50			RPI 51-100			RPI 101+ Team's RPI: 265		
RPI	S	Opponent	Score	RPI	S	Opponent	Score	RPI	S	Opponent	Score
15	H	Maryland	64 96	29	A	Quinnipiac	45 61	88	A	Drexel	57 69
				29	H	Quinnipiac	64 71				
				31	A	Syracuse	60 109				
				34	A	Michigan	35 107				
LAST 12 Division I GAMES:											
				252	N	Canisius	74 80	252	A	Canisius	41 52
				219	A	Monmouth	62 68	278	H	Manhattan	65 42
				107	A	Rider	41 62	148	H	Iona	55 65
				326	H	Saint Peter's	71 63	165	A	Fairfield	63 66
				179	H	Siena	68 70	29	A	Quinnipiac	45 61
				231	A	Marist	68 53	165	H	Fairfield	55 65
								278	A	Manhattan	62 59
								278	H	Manhattan	65 42
								326	A	Saint Peter's	66 78
								326	H	Saint Peter's	71 63

Non-Div I Games:

Niagara

■ Loss,
 ■ Non-Conf, S Site,
 ■ Home
 ■ Away
 N Neutral

Average RPI Win:	284	WON-LOST	WINNING	LAST 10	STRENGTH OF	OPP. STRENGTH	TEAM	ADJ.	CONF.	ADJ CONF.
Average RPI Loss:	198	RECORD	PCT. RANK	GAMES	SCHEDULE	OF SCHEDULE	RPI	RPI	RPI	RPI
DIV. I ONLY	10- 20	262	3- 7	300	324	298	298	27	27	
DIV. I NON-CONF.	3- 8	262	0- 0	223	341	279	279	27	27	
TOTALS	RPI 1-25	RPI 26-50	W-L RECORDS	RPI 51-100	RPI 101-150	RPI 150+				
10- 20	0- 0	0- 0	OVERALL	0- 4	1- 5	9- 11				
7- 5	0- 0	0- 0	HOME	0- 2	1- 2	6- 1				
3- 13	0- 0	0- 0	AWAY	0- 0	0- 0	3- 1				
0- 2	0- 0	0- 0	NEUTRAL	0- 0	0- 0	0- 2				
3- 8	0- 0	0- 0	NON-CONFERENCE	0- 1	0- 3	3- 4				
2- 1	0- 0	0- 0	HOME	0- 0	0- 1	2- 0				
1- 6	0- 0	0- 0	AWAY	0- 1	0- 2	1- 3				
0- 1	0- 0	0- 0	NEUTRAL	0- 0	0- 0	0- 1				
7- 12	0- 0	0- 0	CONFERENCE	0- 3	1- 2	6- 7				
5- 4	0- 0	0- 0	HOME	0- 2	1- 1	4- 1				
2- 7	0- 0	0- 0	AWAY	0- 1	0- 1	2- 5				
0- 1	0- 0	0- 0	NEUTRAL	0- 0	0- 0	0- 1				

RPI 1-25				RPI 26-50				RPI 51-100				RPI 101+ Team's RPI: 298					
RPI	S	Opponent	Score	RPI	S	Opponent	Score	RPI	S	Opponent	Score	RPI	S	Opponent	Score		
								67	A	Gonzaga	46	78	101	H	Troy	75	100
								81	H	Central Ark.	52	61	103	H	Abilene Christian	73	89
								98	A	SFA	55	80	104	A	Jacksonville	71	76
								98	H	SFA	77	82	138	A	Lamar University	77	81
													138	H	Lamar University	78	67
													139	A	Louisiana Tech	52	68
													168	A	Memphis	62	73
													193	A	Grambling	71	60
													238	A	New Orleans	77	81
													238	H	New Orleans	79	69
													249	A	Jacksonville St.	52	75
													266	A	Prairie View	67	69
													268	A	A&M-Corpus Christi	60	65
													268	H	A&M-Corpus Christi	74	54
													283	A	McNeese	52	59
													283	N	McNeese	58	79
													296	N	North Florida	74	77
													305	A	Northwestern St.	58	75
													330	A	Southeastern La.	76	60
													330	H	Southeastern La.	92	57
													331	H	La.-Monroe	73	54
													333	H	Jackson St.	83	76
													334	A	Incarnate Word	63	69
													334	H	Incarnate Word	52	78
													338	H	Houston Baptist	76	57
													340	A	Sam Houston St.	66	59
LAST 12 Division I GAMES:																	
				283	N	McNeese	58	79	81	H	Central Ark.	52	61				
				238	H	New Orleans	79	69	98	H	SFA	77	82				
				138	A	Lamar University	77	81	238	A	New Orleans	77	81				
				330	H	Southeastern La.	92	57	330	A	Southeastern La.	76	60				
				334	A	Incarnate Word	63	69	268	A	A&M-Corpus Christi	60	65				
				283	A	McNeese	52	59	338	H	Houston Baptist	76	57				

Non-Div I Games:

Nicholls St.

■ Loss,
 ■ Non-Conf,
 ■ S Site,
 ■ Home
 ■ A Away
 N Neutral

Average RPI Win: 312		WON-LOST	WINNING	LAST 10	STRENGTH OF	OPP. STRENGTH	TEAM	ADJ.	CONF.	ADJ CONF.
Average RPI Loss: 204		RECORD	PCT. RANK	GAMES	SCHEDULE	OF SCHEDULE	RPI	RPI	RPI	RPI
DIV. I ONLY		13- 15	198	4- 6	346	345	282	282	32	32
DIV. I NON-CONF.		3- 7	250	0- 0	304	295	259	259	31	31
TOTALS		RPI 1-25	RPI 26-50	W-L RECORDS	RPI 51-100	RPI 101-150	RPI 150+			
13- 15	0- 0		0- 0	OVERALL	0- 0	0- 4	13- 11			
5- 4	0- 0		0- 0	HOME	0- 0	0- 2	5- 2			
7- 9	0- 0		0- 0	AWAY	0- 0	0- 2	7- 7			
1- 2	0- 0		0- 0	NEUTRAL	0- 0	0- 0	1- 2			
3- 7	0- 0		0- 0	NON-CONFERENCE	0- 0	0- 2	3- 5			
0- 1	0- 0		0- 0	HOME	0- 0	0- 1	0- 0			
3- 5	0- 0		0- 0	AWAY	0- 0	0- 1	3- 4			
0- 1	0- 0		0- 0	NEUTRAL	0- 0	0- 0	0- 1			
10- 8	0- 0		0- 0	CONFERENCE	0- 0	0- 2	10- 6			
5- 3	0- 0		0- 0	HOME	0- 0	0- 1	5- 2			
4- 4	0- 0		0- 0	AWAY	0- 0	0- 1	4- 3			
1- 1	0- 0		0- 0	NEUTRAL	0- 0	0- 0	1- 1			

[illegible]

Non-Div I Games:	Lincoln (PA)	62	28	Saint Augustine's	99	59
------------------	--------------	----	----	-------------------	----	----

Norfolk St.

Loss, Non-Conf, S Site, H Home A Away N Neutral

RPI	S	Opponent	Score
348	A	South Carolina St.	68 53
348	H	South Carolina St.	83 68

N
o
r
f
o
l
k
S
t
.

N
o
r
f
o
l
k
S
t
.

Norfolk St.

North Carolina

Through Games Of April 2, 2017

Average RPI Win:	163	WON-LOST	WINNING	LAST 10	STRENGTH OF	OPP. STRENGTH	TEAM	ADJ.	CONF.	ADJ CONF.
Average RPI Loss:	53	RECORD	PCT. RANK	GAMES	SCHEDULE	OF SCHEDULE	RPI	RPI	RPI	RPI
DIV. I ONLY	15- 16	174	3- 7	51	54	121	121	3	3	
DIV. I NON-CONF.	11- 2	21	1- 0	199	232	72	72	4	4	
TOTALS	RPI 1-25	RPI 26-50	W-L RECORDS	RPI 51-100	RPI 101-150	RPI 150+				
15- 16	0- 6	3- 5	OVERALL	3- 2	1- 1	8- 2				
11- 5	0- 3	3- 0	HOME	2- 1	0- 0	6- 1				
1- 8	0- 3	0- 2	AWAY	0- 1	0- 1	1- 1				
3- 3	0- 0	0- 3	NEUTRAL	1- 0	1- 0	1- 0				
11- 2	0- 0	1- 2	NON-CONFERENCE	2- 0	1- 0	7- 0				
8- 0	0- 0	1- 0	HOME	1- 0	0- 0	6- 0				
1- 0	0- 0	0- 0	AWAY	0- 0	0- 0	1- 0				
2- 2	0- 0	0- 2	NEUTRAL	1- 0	1- 0	0- 0				
4- 14	0- 6	2- 3	CONFERENCE	1- 2	0- 1	1- 2				
3- 5	0- 3	2- 0	HOME	1- 1	0- 0	0- 1				
0- 8	0- 3	0- 2	AWAY	0- 1	0- 1	0- 1				
1- 1	0- 0	0- 1	NEUTRAL	0- 0	0- 0	1- 0				

RPI S	Opponent	Score	RPI S	Opponent	Score	RPI S	Opponent	Score	RPI S	Opponent	Score	Team's RPI: 121
3	H Notre Dame	55 77	27	H Elon	78 73	51	H Virginia	67 58	104	N Jacksonville	87 57	
10	A Duke	58 70	31	A Syracuse	64 95	57	H Bucknell	65 50	108	A Clemson	67 78	
10	H Duke	71 95	31	N Syracuse	64 83	72	N Minnesota	91 77	159	A Pittsburgh	48 68	
11	H Florida St.	77 90	35	N South Fla.	55 83	77	A Virginia Tech	68 76	159	N Pittsburgh	72 60	
12	A Louisville	57 87	36	A North Carolina St.	60 80	91	H Wake Forest	77 80	170	H Boston College	77 88	
17	A Miami (FL)	88 100	36	H North Carolina St.	83 70				207	A Wisconsin	72 59	
			40	N LSU	43 70				209	H Alabama St.	84 54	
			45	H Georgia Tech	89 88				244	H Marshall	75 53	
									253	H Charleston So.	93 77	
									290	H Coppin St.	90 55	
									348	H South Carolina St.	82 49	
									349	H Alabama A&M	80 35	
LAST 12 Division I GAMES:												
31	N Syracuse	64 83	45	H Georgia Tech	89 88							
159	N Pittsburgh	72 60	31	A Syracuse	64 95							
72	N Minnesota	91 77	170	H Boston College	77 88							
10	H Duke	71 95	108	A Clemson	67 78							
36	A North Carolina St.	60 80	36	H North Carolina St.	83 70							
12	A Louisville	57 87	17	A Miami (FL)	88 100							

Non-Div I Games:

North Carolina

■ Loss,
 ■ Non-Conf,
 ■ S Site,
 ■ H Home
 ■ A Away
 N Neutral

Average RPI Win:	140	WON-LOST	WINNING	LAST 10	STRENGTH OF	OPP. STRENGTH	TEAM	ADJ.	CONF.	ADJ CONF.
Average RPI Loss:	47	RECORD	PCT. RANK	GAMES	SCHEDULE	OF SCHEDULE	RPI	RPI	RPI	RPI
DIV. I ONLY	23- 9	49	7- 3	69	35	36	36	3	3	
DIV. I NON-CONF.	11- 4	55	1- 1	237	93	100	100	4	4	
TOTALS	RPI 1-25	RPI 26-50	W-L RECORDS	RPI 51-100	RPI 101-150	RPI 150+				
23- 9	4- 3	3- 3	OVERALL	3- 2	3- 1	10- 0				
14- 2	2- 1	1- 0	HOME	1- 1	3- 0	7- 0				
7- 4	2- 1	1- 1	AWAY	2- 1	0- 1	2- 0				
2- 3	0- 1	1- 2	NEUTRAL	0- 0	0- 0	1- 0				
11- 4	0- 1	2- 2	NON-CONFERENCE	0- 1	1- 0	8- 0				
8- 0	0- 0	1- 0	HOME	0- 0	1- 0	6- 0				
1- 2	0- 1	0- 0	AWAY	0- 1	0- 0	1- 0				
2- 2	0- 0	1- 2	NEUTRAL	0- 0	0- 0	1- 0				
12- 5	4- 2	1- 1	CONFERENCE	3- 1	2- 1	2- 0				
6- 2	2- 1	0- 0	HOME	1- 1	2- 0	1- 0				
6- 2	2- 0	1- 1	AWAY	2- 0	0- 1	1- 0				
0- 1	0- 1	0- 0	NEUTRAL	0- 0	0- 0	0- 0				

RPI 1-25				RPI 26-50				Team's RPI: 36				RPI 51-100				RPI 101+			
RPI	S	Opponent	Score	RPI	S	Opponent	Score	RPI	S	Opponent	Score	RPI	S	Opponent	Score	RPI	S	Opponent	Score
3	H	Notre Dame	70 62	26	N	Kansas St.	50 67	51	A	Virginia	59 48	108	H	Clemson	65 53				
10	H	Duke	55 52	31	A	Syracuse	75 85	74	A	Tulane	58 63	121	A	North Carolina	70 83				
11	A	Florida St.	70 61	40	N	LSU	58 59	77	H	Virginia Tech	85 71	121	H	North Carolina	80 60				
12	A	Louisville	72 70	45	A	Georgia Tech	75 67	91	A	Wake Forest	65 50	147	H	Hampton	81 56				
12	N	Louisville	58 59	49	H	Indiana	84 70	91	H	Wake Forest	77 89	159	H	Pittsburgh	55 42				
13	A	Texas	80 84	50	N	Auburn	62 48					170	A	Boston College	70 58				
17	H	Miami (FL)	64 67									217	H	UNCW	86 54				
												218	H	Col. of Charleston	91 47				
												234	H	Wofford	80 40				
												247	A	South Ala.	74 31				
												259	H	UMES	77 58				
												296	H	North Florida	78 52				
												300	N	UTEP	71 55				
												335	H	N.C. Central	83 33				
LAST 12 Division I GAMES:																			
				13	A	Texas	80 84	170	A	Boston College	70 58								
				50	N	Auburn	62 48	77	H	Virginia Tech	85 71								
				12	N	Louisville	58 59	45	A	Georgia Tech	75 67								
				51	A	Virginia	59 48	12	A	Louisville	72 70								
				121	H	North Carolina	80 60	121	A	North Carolina	70 83								
				91	H	Wake Forest	77 89	159	H	Pittsburgh	55 42								

Non-Div I Games:

North Carolina St.

■ Loss,
 ■ Non-Conf, S Site,
 ■ Home
 ■ Away
 N Neutral

Average RPI Win: 229		WON-LOST	WINNING	LAST 10	STRENGTH OF	OPP. STRENGTH	TEAM	ADJ.	CONF.	ADJ CONF.
Average RPI Loss: 109		RECORD	PCT. RANK	GAMES	SCHEDULE	OF SCHEDULE	RPI	RPI	RPI	RPI
DIV. I ONLY		18- 11	107	6- 4	174	196	129	129	20	20
DIV. I NON-CONF.		3- 7	250	0- 1	103	68	190	190	19	19
TOTALS		RPI 1-25	RPI 26-50	W-L RECORDS	RPI 51-100	RPI 101-150	RPI 150+			
18- 11	0- 0		0- 2	OVERALL	0- 4	4- 2	14- 3			
9- 4	0- 0		0- 2	HOME	0- 2	2- 0	7- 0			
9- 6	0- 0		0- 0	AWAY	0- 2	2- 2	7- 2			
0- 1	0- 0		0- 0	NEUTRAL	0- 0	0- 0	0- 1			
3- 7	0- 0		0- 2	NON-CONFERENCE	0- 3	1- 1	2- 1			
1- 3	0- 0		0- 2	HOME	0- 1	1- 0	0- 0			
2- 4	0- 0		0- 0	AWAY	0- 2	0- 1	2- 1			
0- 0	0- 0		0- 0	NEUTRAL	0- 0	0- 0	0- 0			
15- 4	0- 0		0- 0	CONFERENCE	0- 1	3- 1	12- 2			
8- 1	0- 0		0- 0	HOME	0- 1	1- 0	7- 0			
7- 2	0- 0		0- 0	AWAY	0- 0	2- 1	5- 1			
0- 1	0- 0		0- 0	NEUTRAL	0- 0	0- 0	0- 1			

RPI 1-25				RPI 26-50				RPI 51-100				RPI 101+				Team's RPI: 129	
RPI	S	Opponent	Score	RPI	S	Opponent	Score	RPI	S	Opponent	Score	RPI	S	Opponent	Score		
				28	H	Drake	91 99	59	H	Montana St.	71 74	111	A	Texas Tech	80 90		
				44	H	South Dakota St.	72 83	60	A	UNI	53 74	128	A	Northern Colo.	57 51		
								66	H	Iowa	60 75	128	H	Northern Colo.	75 68		
								80	A	South Dakota	55 78	137	A	Eastern Wash.	75 71		
												141	A	Idaho	61 74		
												143	H	San Francisco	71 63		
												153	A	Idaho St.	65 62		
												153	H	Idaho St.	63 56		
												191	A	Kansas	71 76		
												212	A	Portland St.	67 81		
												212	H	Portland St.	65 61		
												212	N	Portland St.	62 65		
												224	A	San Diego	65 61		
												237	A	Weber St.	70 65		
												237	H	Weber St.	83 67		
												286	A	Sacramento St.	92 78		
												286	H	Sacramento St.	94 71		
												289	A	Southern Utah	68 65		
												289	H	Southern Utah	75 70		
												292	A	Northern Ariz.	80 78		
												292	H	Northern Ariz.	88 69		
												307	A	North Dakota St.	76 55		
												325	H	Montana	73 63		
LAST 12 Division I GAMES:																	
				80	A	South Dakota	55 78	153	H	Idaho St.	63 56						
				212	N	Portland St.	62 65	141	A	Idaho	61 74						
				212	A	Portland St.	67 81	137	A	Eastern Wash.	75 71						
				286	A	Sacramento St.	92 78	128	A	Northern Colo.	57 51						
				128	H	Northern Colo.	75 68	292	H	Northern Ariz.	88 69						
				237	H	Weber St.	83 67	289	H	Southern Utah	75 70						

Non-Div I Games:	Mayville St.	70	43	Mary	79	67
------------------	--------------	----	----	------	----	----

North Dakota

Loss, Non-Conf, S Site, H Home A Away N Neutral

Average RPI Win:	256	WON-LOST	WINNING	LAST 10	STRENGTH OF	OPP. STRENGTH	TEAM	ADJ.	CONF.	ADJ CONF.
Average RPI Loss:	140	RECORD	PCT. RANK	GAMES	SCHEDULE	OF SCHEDULE	RPI	RPI	RPI	RPI
DIV. I ONLY	4- 24	330	1- 9	118	203	307	307	11	11	
DIV. I NON-CONF.	0- 11	335	0- 0	163	306	334	334	11	11	
TOTALS	RPI 1-25	RPI 26-50	W-L RECORDS	RPI 51-100	RPI 101-150	RPI 150+				
4- 24	0- 0	0- 2	OVERALL	1- 8	0- 2	3- 12				
3- 8	0- 0	0- 1	HOME	1- 3	0- 1	2- 3				
1- 13	0- 0	0- 1	AWAY	0- 3	0- 1	1- 8				
0- 3	0- 0	0- 0	NEUTRAL	0- 2	0- 0	0- 1				
0- 11	0- 0	0- 0	NON-CONFERENCE	0- 2	0- 2	0- 7				
0- 3	0- 0	0- 0	HOME	0- 1	0- 1	0- 1				
0- 6	0- 0	0- 0	AWAY	0- 0	0- 1	0- 5				
0- 2	0- 0	0- 0	NEUTRAL	0- 1	0- 0	0- 1				
4- 13	0- 0	0- 2	CONFERENCE	1- 6	0- 0	3- 5				
3- 5	0- 0	0- 1	HOME	1- 2	0- 0	2- 2				
1- 7	0- 0	0- 1	AWAY	0- 3	0- 0	1- 3				
0- 1	0- 0	0- 0	NEUTRAL	0- 1	0- 0	0- 0				

RPI S	Opponent	Score	RPI S	Opponent	Score	RPI S	Opponent	Score	RPI S	Opponent	Score	Team's RPI: 307
44	A South Dakota St.	44 70	44	H South Dakota St.	66 69	54	N Central Mich.	55 77	129	H North Dakota	55 76	
						61	A Western Ill.	81 110	144	A Milwaukee	74 79	
						61	H Western Ill.	60 87	152	A Omaha	64 90	
						69	A IUPUI	58 71	152	H Omaha	60 80	
						69	H IUPUI	53 76	155	A Oakland	66 95	
						69	N IUPUI	56 69	162	A Oral Roberts	64 71	
						80	A South Dakota	48 80	162	H Oral Roberts	50 70	
						80	H South Dakota	83 73	164	H Western Mich.	63 68	
						83	H Colorado	59 76	196	A Providence	63 86	
									201	N UC Santa Barbara	59 66	
									215	A UTRGV	67 81	
									272	A Cal Poly	46 73	
									310	A Massachusetts	58 70	
									312	A Denver	86 80	
									312	H Denver	67 58	
									319	A Fort Wayne	68 72	
									319	H Fort Wayne	68 56	
LAST 12 Division I GAMES:												
69	N IUPUI	56 69	61	H Western Ill.	60 87							
162	A Oral Roberts	64 71	44	A South Dakota St.	44 70							
152	A Omaha	64 90	162	H Oral Roberts	50 70							
69	H IUPUI	53 76	80	A South Dakota	48 80							
312	H Denver	67 58	69	A IUPUI	58 71							
319	A Fort Wayne	68 72	152	H Omaha	60 80							

Non-Div I Games: Mayville St. 93 44 Dickinson St. 70 63

North Dakota St.

Loss, Non-Conf, S Site, H Home A Away N Neutral

North Florida

Through Games Of April 2, 2017

Average RPI Win:	304	WON-LOST	WINNING	LAST 10	STRENGTH OF	OPP. STRENGTH	TEAM	ADJ.	CONF.	ADJ CONF.
Average RPI Loss:	164	RECORD	PCT. RANK	GAMES	SCHEDULE	OF SCHEDULE	RPI	RPI	RPI	RPI
DIV. I ONLY	7- 20	302	2- 8	242	257	296	296	25	25	
DIV. I NON-CONF.	4- 8	231	0- 0	225	261	253	253	24	24	
TOTALS	RPI 1-25	RPI 26-50	W-L RECORDS	RPI 51-100	RPI 101-150	RPI 150+				
7- 20	0- 1	0- 2	OVERALL	0- 3	0- 4	7- 10				
4- 7	0- 0	0- 0	HOME	0- 1	0- 2	4- 4				
2- 12	0- 1	0- 2	AWAY	0- 2	0- 2	2- 5				
1- 1	0- 0	0- 0	NEUTRAL	0- 0	0- 0	1- 1				
4- 8	0- 1	0- 2	NON-CONFERENCE	0- 0	0- 0	4- 5				
2- 2	0- 0	0- 0	HOME	0- 0	0- 0	2- 2				
1- 5	0- 1	0- 2	AWAY	0- 0	0- 0	1- 2				
1- 1	0- 0	0- 0	NEUTRAL	0- 0	0- 0	1- 1				
3- 12	0- 0	0- 0	CONFERENCE	0- 3	0- 4	3- 5				
2- 5	0- 0	0- 0	HOME	0- 1	0- 2	2- 2				
1- 7	0- 0	0- 0	AWAY	0- 2	0- 2	1- 3				
0- 0	0- 0	0- 0	NEUTRAL	0- 0	0- 0	0- 0				

RPI 1-25				RPI 26-50				RPI 51-100				RPI 101+ Team's RPI: 296			
RPI	S	Opponent	Score	RPI	S	Opponent	Score	RPI	S	Opponent	Score	RPI	S	Opponent	Score
11	A	Florida St.	39 95	35	A	South Fla.	42 78	84	A	FGCU	42 59	104	A	Jacksonville	58 68
				36	A	North Carolina St.	52 78	84	A	FGCU	46 69	104	H	Jacksonville	59 69
								84	H	FGCU	51 68	117	A	Stetson	44 68
												117	H	Stetson	44 62
												173	A	Bethune-Cookman	50 52
												177	H	Morehead St.	65 84
												203	A	Xavier	46 83
												218	A	Col. of Charleston	60 47
												234	H	Wofford	60 79
												247	N	South Ala.	55 62
												273	A	Kennesaw St.	48 52
												273	H	Kennesaw St.	61 67
												298	N	Nicholls St.	77 74
												304	A	Lipscomb	62 66
												304	H	Lipscomb	58 60
												315	A	USC Upstate	78 67
												315	H	USC Upstate	77 74
												321	A	NJIT	62 64
												321	H	NJIT	61 51
												324	H	Florida A&M	71 60
												337	H	Fla. Atlantic	95 88
LAST 12 Division I GAMES:															
				84	A	FGCU	42 59	84	A	FGCU	46 69				
				104	H	Jacksonville	59 69	117	H	Stetson	44 62				
				304	A	Lipscomb	62 66	84	H	FGCU	51 68				
				273	A	Kennesaw St.	48 52	117	A	Stetson	44 68				
				321	H	NJIT	61 51	273	H	Kennesaw St.	61 67				
				315	H	USC Upstate	77 74	304	H	Lipscomb	58 60				

Non-Div I Games: Warner 72 44 Webber Int'l 103 57 Edward Waters 70 50

North Florida

Loss, Non-Conf, S Site, H Home A Away N Neutral

Average RPI Win:	208	WON-LOST	WINNING	LAST 10	STRENGTH OF	OPP. STRENGTH	TEAM	ADJ.	CONF.	ADJ CONF.
Average RPI Loss:	124	RECORD	PCT. RANK	GAMES	SCHEDULE	OF SCHEDULE	RPI	RPI	RPI	RPI
DIV. I ONLY	12- 19	237	5- 5	101	149	184	184	14	14	
DIV. I NON-CONF.	3- 8	262	0- 0	164	187	251	251	15	15	
TOTALS	RPI 1-25	RPI 26-50	W-L RECORDS	RPI 51-100	RPI 101-150	RPI 150+				
12- 19	0- 0	0- 3	OVERALL	0- 3	5- 8	7- 5				
6- 7	0- 0	0- 2	HOME	0- 0	3- 3	3- 2				
6- 9	0- 0	0- 0	AWAY	0- 3	2- 5	4- 1				
0- 3	0- 0	0- 1	NEUTRAL	0- 0	0- 0	0- 2				
3- 8	0- 0	0- 1	NON-CONFERENCE	0- 2	2- 1	1- 4				
2- 2	0- 0	0- 1	HOME	0- 0	1- 0	1- 1				
1- 4	0- 0	0- 0	AWAY	0- 2	1- 1	0- 1				
0- 2	0- 0	0- 0	NEUTRAL	0- 0	0- 0	0- 2				
9- 11	0- 0	0- 2	CONFERENCE	0- 1	3- 7	6- 1				
4- 5	0- 0	0- 1	HOME	0- 0	2- 3	2- 1				
5- 5	0- 0	0- 0	AWAY	0- 1	1- 4	4- 0				
0- 1	0- 0	0- 1	NEUTRAL	0- 0	0- 0	0- 0				

RPI 1-25				RPI 26-50				RPI 51-100				RPI 101+				Team's RPI: 184	
RPI	S	Opponent	Score	RPI	S	Opponent	Score	RPI	S	Opponent	Score	RPI	S	Opponent	Score		
				38	H	Western Ky.	55 75	52	A	Little Rock	44 55	105	A	Southern Miss.	48 70		
				38	N	Western Ky.	51 78	75	A	Middle Tenn.	52 60	105	H	Southern Miss.	75 62		
				49	H	Indiana	64 94	95	A	SMU	51 65	120	A	Charlotte	49 66		
												120	H	Charlotte	63 78		
												123	A	Arizona	62 58		
												134	A	Old Dominion	47 62		
												134	H	Old Dominion	65 55		
												139	A	Louisiana Tech	49 65		
												139	H	Louisiana Tech	65 72		
												142	A	Rice	77 69		
												142	H	Rice	49 51		
												148	H	Iona	66 55		
												150	A	Tulsa	58 63		
												152	N	Omaha	57 85		
												167	A	Missouri St.	54 63		
												180	H	Texas St.	58 59		
												186	A	UTSA	58 55		
												190	A	UAB	65 62		
												190	A	UAB	59 58		
												215	N	UTRGV	69 74		
												244	H	Marshall	57 60		
												300	A	UTEP	76 69		
												309	H	FIU	69 49		
												334	H	Incarnate Word	84 61		
												337	H	Fla. Atlantic	79 57		
LAST 12 Division I GAMES:																	
				38	N	Western Ky.	51 78	186	A	UTSA	58 55						
				190	A	UAB	65 62	300	A	UTEP	76 69						
				244	H	Marshall	57 60	309	H	FIU	69 49						
				38	H	Western Ky.	55 75	337	H	Fla. Atlantic	79 57						
				105	A	Southern Miss.	48 70	142	A	Rice	77 69						
				139	A	Louisiana Tech	49 65	134	A	Old Dominion	47 62						

Non-Div I Games:

North Texas

■ Loss,
 ■ Non-Conf,
 ■ S Site,
 ■ Home
 ■ A Away
 N Neutral

Average RPI Win: 214		WON-LOST	WINNING	LAST 10	STRENGTH OF	OPP. STRENGTH	TEAM	ADJ.	CONF.	ADJ CONF.
Average RPI Loss: 86		RECORD	PCT. RANK	GAMES	SCHEDULE	OF SCHEDULE	RPI	RPI	RPI	RPI
DIV. I ONLY		12- 19	237	5- 5	73	93	161	161	9	9
DIV. I NON-CONF.		4- 8	231	0- 0	70	90	173	173	8	8
TOTALS	RPI 1-25	RPI 26-50		W-L RECORDS		RPI 51-100	RPI 101-150	RPI 150+		
12- 19	0- 1	0- 7		OVERALL		0- 4	1- 5	11- 2		
7- 6	0- 0	0- 2		HOME		0- 2	1- 2	6- 0		
5- 9	0- 0	0- 4		AWAY		0- 1	0- 3	5- 1		
0- 4	0- 1	0- 1		NEUTRAL		0- 1	0- 0	0- 1		
4- 8	0- 1	0- 3		NON-CONFERENCE		0- 1	0- 2	4- 1		
2- 2	0- 0	0- 0		HOME		0- 1	0- 1	2- 0		
2- 3	0- 0	0- 2		AWAY		0- 0	0- 1	2- 0		
0- 3	0- 1	0- 1		NEUTRAL		0- 0	0- 0	0- 1		
8- 11	0- 0	0- 4		CONFERENCE		0- 3	1- 3	7- 1		
5- 4	0- 0	0- 2		HOME		0- 1	1- 1	4- 0		
3- 6	0- 0	0- 2		AWAY		0- 1	0- 2	3- 1		
0- 1	0- 0	0- 0		NEUTRAL		0- 1	0- 0	0- 0		

RPI 1-25				RPI 26-50				RPI 51-100				RPI 101+ Team's RPI: 161			
RPI	S	Opponent	Score	RPI	S	Opponent	Score	RPI	S	Opponent	Score	RPI	S	Opponent	Score
5	N	Stanford	45 74	27	A	Elon	58 70	88	A	Drexel	51 74	114	H	Saint Mary's (CA)	53 77
				27	H	Elon	65 76	88	H	Drexel	33 63	124	A	William & Mary	58 60
				29	A	Quinnipiac	59 76	88	N	Drexel	50 68	124	H	William & Mary	54 68
				42	A	James Madison	54 74	90	H	New Hampshire	63 66	130	A	Maine	49 68
				42	H	James Madison	49 67					140	A	Delaware	53 65
				43	A	Michigan St.	44 78					140	H	Delaware	50 41
				46	N	Purdue	54 79					178	N	Wichita St.	73 87
												179	H	Siena	61 50
												187	A	Hofstra	53 51
												187	H	Hofstra	52 46
												214	A	Towson	63 51
												214	H	Towson	72 64
												217	A	UNCW	63 68
												217	H	UNCW	55 47
												218	A	Col. of Charleston	86 75
												218	H	Col. of Charleston	61 44
												229	H	Boston U.	78 59
												252	A	Canisius	83 59
												312	A	Denver	72 69
				LAST 12 Division I GAMES:											
				88	N	Drexel	50 68	218	H	Col. of Charleston	61 44				
				187	H	Hofstra	52 46	27	A	Elon	58 70				
				217	A	UNCW	63 68	42	H	James Madison	49 67				
				218	A	Col. of Charleston	86 75	124	H	William & Mary	54 68				
				214	A	Towson	63 51	88	A	Drexel	51 74				
				140	H	Delaware	50 41	27	H	Elon	65 76				

Non-Div I Games:

Northeastern

■ Loss, ■ Non-Conf, S Site, H Home A Away N Neutral

Average RPI Win:	259	WON-LOST	WINNING	LAST 10	STRENGTH OF	OPP. STRENGTH	TEAM	ADJ.	CONF.	ADJ CONF.
Average RPI Loss:	176	RECORD	PCT. RANK	GAMES	SCHEDULE	OF SCHEDULE	RPI	RPI	RPI	RPI
DIV. I ONLY	8- 21	288	3- 7	240	277	292	292	20	20	
DIV. I NON-CONF.	3- 7	250	0- 0	260	328	288	288	19	19	
TOTALS	RPI 1-25	RPI 26-50	W-L RECORDS	RPI 51-100	RPI 101-150	RPI 150+				
8- 21	0- 0	0- 0	OVERALL	0- 2	2- 8	6- 11				
5- 8	0- 0	0- 0	HOME	0- 0	1- 4	4- 4				
3- 12	0- 0	0- 0	AWAY	0- 2	1- 4	2- 6				
0- 1	0- 0	0- 0	NEUTRAL	0- 0	0- 0	0- 1				
3- 7	0- 0	0- 0	NON-CONFERENCE	0- 1	0- 2	3- 4				
2- 2	0- 0	0- 0	HOME	0- 0	0- 1	2- 1				
1- 5	0- 0	0- 0	AWAY	0- 1	0- 1	1- 3				
0- 0	0- 0	0- 0	NEUTRAL	0- 0	0- 0	0- 0				
5- 14	0- 0	0- 0	CONFERENCE	0- 1	2- 6	3- 7				
3- 6	0- 0	0- 0	HOME	0- 0	1- 3	2- 3				
2- 7	0- 0	0- 0	AWAY	0- 1	1- 3	1- 3				
0- 1	0- 0	0- 0	NEUTRAL	0- 0	0- 0	0- 1				

RPI S	Opponent	Score	RPI S	Opponent	Score	RPI S	Opponent	Score	RPI S	Opponent	Score	Team's RPI: 292
						59	A Montana St.	69 86	128	A Northern Colo.	64 75	
						78	A Utah	65 78	128	H Northern Colo.	66 69	
									129	A North Dakota	69 88	
									129	H North Dakota	78 80	
									133	H New Mexico St.	68 79	
									137	A Eastern Wash.	64 79	
									137	H Eastern Wash.	56 47	
									138	A Lamar University	60 75	
									141	A Idaho	76 61	
									141	H Idaho	80 91	
									153	H Idaho St.	51 64	
									156	H CSUN	79 83	
									201	A UC Santa Barbara	51 60	
									212	A Portland St.	55 56	
									212	H Portland St.	73 74	
									212	N Portland St.	76 88	
									237	H Weber St.	64 75	
									240	A Grand Canyon	65 76	
									272	A Cal Poly	53 58	
									286	A Sacramento St.	76 82	
									286	H Sacramento St.	91 88	
									289	A Southern Utah	77 68	
									289	H Southern Utah	77 65	
									300	A UTEP	65 51	
									312	H Denver	82 67	
									317	H Youngstown St.	70 49	
LAST 12 Division I GAMES:												
			212	N Portland St.	76 88		325	A Montana	59 60			
			137	A Eastern Wash.	64 79		59	A Montana St.	69 86			
			141	A Idaho	76 61		237	H Weber St.	64 75			
			212	H Portland St.	73 74		153	H Idaho St.	51 64			
			286	H Sacramento St.	91 88		129	A North Dakota	69 88			
			289	H Southern Utah	77 65		128	A Northern Colo.	64 75			

Non-Div I Games: Antelope Valley 109 60

Northern Ariz.

■ Loss,
■ Non-Conf, S Site,
■ Home
■ Away
N Neutral

RPI	S	Opponent	Score
325	A	Montana	59 60

Northern Ariz. .

N
o
r
t
h
e
r
n
A
r
i
z
.

N
o
r
t
h
e
r
n
A
r
i
z
.

Average RPI Win:	237	WON-LOST	WINNING	LAST 10	STRENGTH OF	OPP. STRENGTH	TEAM	ADJ.	CONF.	ADJ CONF.
Average RPI Loss:	120	RECORD	PCT. RANK	GAMES	SCHEDULE	OF SCHEDULE	RPI	RPI	RPI	RPI
DIV. I ONLY	21- 8	47	5- 5	292	220	128	128	20	20	
DIV. I NON-CONF.	7- 3	74	0- 0	290	171	125	125	19	19	
TOTALS	RPI 1-25	RPI 26-50	W-L RECORDS	RPI 51-100	RPI 101-150	RPI 150+				
21- 8	0- 0	0- 0	OVERALL	2- 2	1- 4	18- 2				
10- 3	0- 0	0- 0	HOME	2- 1	0- 1	8- 1				
10- 4	0- 0	0- 0	AWAY	0- 1	1- 3	9- 0				
1- 1	0- 0	0- 0	NEUTRAL	0- 0	0- 0	1- 1				
7- 3	0- 0	0- 0	NON-CONFERENCE	1- 2	0- 1	6- 0				
3- 1	0- 0	0- 0	HOME	1- 1	0- 0	2- 0				
3- 2	0- 0	0- 0	AWAY	0- 1	0- 1	3- 0				
1- 0	0- 0	0- 0	NEUTRAL	0- 0	0- 0	1- 0				
14- 5	0- 0	0- 0	CONFERENCE	1- 0	1- 3	12- 2				
7- 2	0- 0	0- 0	HOME	1- 0	0- 1	6- 1				
7- 2	0- 0	0- 0	AWAY	0- 0	1- 2	6- 0				
0- 1	0- 0	0- 0	NEUTRAL	0- 0	0- 0	0- 1				

RPI 1-25				RPI 26-50				RPI 51-100				RPI 101+ Team's RPI: 128			
RPI	S	Opponent	Score	RPI	S	Opponent	Score	RPI	S	Opponent	Score	RPI	S	Opponent	Score
								59	H	Montana St.	66 58	114	A	Saint Mary's (CA)	65 75
								65	A	Colorado St.	47 58	129	A	North Dakota	68 75
								83	H	Colorado	62 83	129	H	North Dakota	51 57
								84	H	FGCU	77 74	137	A	Eastern Wash.	61 67
												141	A	Idaho	71 67
												153	A	Idaho St.	77 62
												153	H	Idaho St.	58 68
												153	N	Idaho St.	59 60
												186	A	UTSA	73 66
												212	A	Portland St.	57 50
												212	H	Portland St.	91 62
												224	H	San Diego	54 51
												237	A	Weber St.	88 79
												237	H	Weber St.	86 62
												245	A	Pacific	60 56
												285	N	Eastern Mich.	58 57
												286	A	Sacramento St.	102 74
												286	H	Sacramento St.	95 88
												289	A	Southern Utah	83 53
												289	H	Southern Utah	74 55
												292	A	Northern Ariz.	69 66
												292	H	Northern Ariz.	75 64
												312	H	Denver	68 48
												322	A	Air Force	71 44
												325	H	Montana	65 46
LAST 12 Division I GAMES:															
				153	N	Idaho St.	59 60					137	A	Eastern Wash.	61 67
				286	A	Sacramento St.	102 74					141	A	Idaho	71 67
				212	A	Portland St.	57 50					129	H	North Dakota	51 57
				129	A	North Dakota	68 75					289	H	Southern Utah	74 55
				153	H	Idaho St.	58 68					292	H	Northern Ariz.	75 64
				237	H	Weber St.	86 62					237	A	Weber St.	88 79

Non-Div I Games: Colo. Christian 90 47

Northern Colo.

Average RPI Win: 199	WON-LOST	WINNING	LAST 10	STRENGTH OF	OPP. STRENGTH	TEAM	ADJ.	CONF.	ADJ CONF.
Average RPI Loss: 86	RECORD	PCT. RANK	GAMES	SCHEDULE	OF SCHEDULE	RPI	RPI	RPI	RPI
DIV. I ONLY	21- 12	98	4- 6	97	145	86	86	10	10
DIV. I NON-CONF.	7- 5	122	0- 1	218	219	124	124	10	10
TOTALS	RPI 1-25	RPI 26-50	W-L RECORDS	RPI 51-100	RPI 101-150	RPI 150+			
21- 12	0- 0	0- 2	OVERALL	5- 7	3- 1	13- 2			
9- 4	0- 0	0- 0	HOME	2- 2	1- 1	6- 1			
10- 6	0- 0	0- 2	AWAY	2- 1	2- 0	6- 1			
2- 2	0- 0	0- 0	NEUTRAL	1- 2	0- 0	1- 0			
7- 5	0- 0	0- 2	NON-CONFERENCE	0- 3	1- 0	6- 0			
4- 0	0- 0	0- 0	HOME	0- 0	1- 0	3- 0			
3- 4	0- 0	0- 2	AWAY	0- 2	0- 0	3- 0			
0- 1	0- 0	0- 0	NEUTRAL	0- 1	0- 0	0- 0			
14- 7	0- 0	0- 0	CONFERENCE	5- 4	2- 1	7- 2			
5- 4	0- 0	0- 0	HOME	2- 2	0- 1	3- 1			
7- 2	0- 0	0- 0	AWAY	2- 1	2- 0	3- 1			
2- 1	0- 0	0- 0	NEUTRAL	1- 1	0- 0	1- 0			

RPI S	Opponent	Score	RPI S	Opponent	Score	RPI S	Opponent	Score	RPI S	Opponent	Score
28	A Drake	86 95	44	A South Dakota St.	84 94	54	A Central Mich.	86 109	106	A Buffalo	89 80
						54	H Central Mich.	94 109	125	A Ball St.	101 96
						55	A Toledo	77 73	125	H Ball St.	84 92
						55	H Toledo	75 79	144	H Milwaukee	114 104
						55	N Toledo	71 82	164	A Western Mich.	77 90
						61	A Western Ill.	79 83	164	H Western Mich.	67 62
						71	A Iowa St.	89 97	164	N Western Mich.	83 55
						79	H Ohio	88 80	210	H SIUE	97 78
						79	N Ohio	72 71	239	A Bradley	81 51
						80	N South Dakota	83 97	242	H Akron	55 84
						99	A Kent St.	98 97	251	A Miami (OH)	63 61
						99	H Kent St.	93 72	251	H Miami (OH)	89 76
									260	A Bowling Green	89 76
									285	A Eastern Mich.	81 71
									285	H Eastern Mich.	85 73
									295	A UMKC	86 75
									308	H Illinois St.	108 66
									328	A Loyola Chicago	90 70
									344	H Chicago St.	94 85
LAST 12 Division I GAMES:											
44	A South Dakota St.	84 94	285	A Eastern Mich.	81 71	54	A Central Mich.	86 109			
55	N Toledo	71 82	125	H Ball St.	84 92	251	A Miami (OH)	63 61			
164	N Western Mich.	83 55	106	A Buffalo	89 80	54	H Central Mich.	94 109			
79	N Ohio	72 71									
164	A Western Mich.	77 90									
55	H Toledo	75 79									

Non-Div I Games:

Northern Ill.

■ Loss,
 ■ Non-Conf,
 ■ S Site,
 ■ Home
 ■ A Away
 N Neutral

Average RPI Win:	252	WON-LOST	WINNING	LAST 10	STRENGTH OF	OPP. STRENGTH	TEAM	ADJ.	CONF.	ADJ CONF.
Average RPI Loss:	176	RECORD	PCT. RANK	GAMES	SCHEDULE	OF SCHEDULE	RPI	RPI	RPI	RPI
DIV. I ONLY	8- 22	296	2- 8	223	260	294	294	19	19	
DIV. I NON-CONF.	3- 8	262	0- 0	182	317	278	278	21	21	
TOTALS	RPI 1-25	RPI 26-50	W-L RECORDS	RPI 51-100	RPI 101-150	RPI 150+				
8- 22	0- 0	0- 3	OVERALL	0- 1	2- 6	6- 12				
4- 9	0- 0	0- 1	HOME	0- 0	1- 3	3- 5				
2- 11	0- 0	0- 1	AWAY	0- 1	0- 2	2- 5				
2- 2	0- 0	0- 0	NEUTRAL	0- 0	1- 0	1- 2				
3- 8	0- 0	0- 1	NON-CONFERENCE	0- 1	1- 1	2- 5				
1- 3	0- 0	0- 0	HOME	0- 0	0- 1	1- 2				
0- 4	0- 0	0- 1	AWAY	0- 1	0- 0	0- 2				
2- 1	0- 0	0- 0	NEUTRAL	0- 0	1- 0	1- 1				
5- 14	0- 0	0- 2	CONFERENCE	0- 0	1- 5	4- 7				
3- 6	0- 0	0- 1	HOME	0- 0	1- 2	2- 3				
2- 7	0- 0	0- 1	AWAY	0- 0	0- 3	2- 3				
0- 1	0- 0	0- 0	NEUTRAL	0- 0	0- 0	0- 1				

RPI S	Opponent	Score	RPI S	Opponent	Score	RPI S	Opponent	Score	RPI S	Opponent	Score	Team's RPI: 294
32	A Green Bay	39 70	79	A Ohio	41 58	105	N Southern Miss.	58 53				
32	H Green Bay	37 74				117	H Stetson	45 54				
49	A Indiana	49 100				134	A Wright St.	47 67				
						134	H Wright St.	63 70				
						144	A Milwaukee	44 72				
						144	H Milwaukee	72 51				
						145	A Detroit Mercy	49 57				
						145	H Detroit Mercy	53 55				
						155	A Oakland	66 86				
						155	H Oakland	47 61				
						183	A Cleveland St.	58 77				
						183	H Cleveland St.	54 58				
						204	H ETSU	62 56				
						212	N Portland St.	54 77				
						251	H Miami (OH)	50 60				
						254	A Indiana St.	38 58				
						264	H Murray St.	69 72				
						281	A Tennessee Tech	40 55				
						291	A Valparaiso	70 55				
						291	H Valparaiso	32 41				
						317	A Youngstown St.	73 77				
						317	H Youngstown St.	87 81				
						318	N Arkansas St.	83 78				
						320	A Ill.-Chicago	58 37				
						320	H Ill.-Chicago	66 49				
						320	N Ill.-Chicago	60 72				
LAST 12 Division I GAMES:												
320	N Ill.-Chicago	60 72	291	H Valparaiso	32 41							
32	H Green Bay	37 74	320	H Ill.-Chicago	66 49							
144	H Milwaukee	72 51	134	A Wright St.	47 67							
155	A Oakland	66 86	145	H Detroit Mercy	53 55							
183	A Cleveland St.	58 77	155	H Oakland	47 61							
317	A Youngstown St.	73 77	320	A Ill.-Chicago	58 37							

Non-Div I Games: Ind.-East 66 46

Northern Ky.

■ Loss,
 ■ Non-Conf, S Site,
 ■ Home
 ■ Away
 N Neutral

Northwestern

Through Games Of April 2, 2017

Average RPI Win:	165	WON-LOST	WINNING	LAST 10	STRENGTH OF	OPP. STRENGTH	TEAM	ADJ.	CONF.	ADJ CONF.
Average RPI Loss:	44	RECORD	PCT. RANK	GAMES	SCHEDULE	OF SCHEDULE	RPI	RPI	RPI	RPI
DIV. I ONLY	20- 11	92	4- 6	87	68	68	68	5	5	
DIV. I NON-CONF.	11- 2	21	0- 0	180	180	50	50	5	5	
TOTALS	RPI 1-25	RPI 26-50	W-L RECORDS	RPI 51-100	RPI 101-150	RPI 150+				
20- 11	0- 4	3- 3	OVERALL	3- 4	2- 0	12- 0				
15- 2	0- 1	3- 0	HOME	2- 1	1- 0	9- 0				
4- 8	0- 2	0- 3	AWAY	0- 3	1- 0	3- 0				
1- 1	0- 1	0- 0	NEUTRAL	1- 0	0- 0	0- 0				
11- 2	0- 1	0- 0	NON-CONFERENCE	2- 1	2- 0	7- 0				
9- 0	0- 0	0- 0	HOME	2- 0	1- 0	6- 0				
2- 2	0- 1	0- 0	AWAY	0- 1	1- 0	1- 0				
0- 0	0- 0	0- 0	NEUTRAL	0- 0	0- 0	0- 0				
9- 9	0- 3	3- 3	CONFERENCE	1- 3	0- 0	5- 0				
6- 2	0- 1	3- 0	HOME	0- 1	0- 0	3- 0				
2- 6	0- 1	0- 3	AWAY	0- 2	0- 0	2- 0				
1- 1	0- 1	0- 0	NEUTRAL	1- 0	0- 0	0- 0				

RPI 1-25				RPI 26-50				RPI 51-100				Team's RPI: 68	RPI 101+			
RPI	S	Opponent	Score	RPI	S	Opponent	Score	RPI	S	Opponent	Score		RPI	S	Opponent	Score
15	A	Maryland	65 96	34	A	Michigan	54 80	51	H	Virginia	69 60		144	A	Milwaukee	65 63
16	A	DePaul	66 89	43	H	Michigan St.	76 65	66	A	Iowa	59 78		147	H	Hampton	67 48
19	H	Ohio St.	87 94	46	A	Purdue	59 61	66	N	Iowa	78 73		162	H	Oral Roberts	64 55
19	N	Ohio St.	68 99	46	H	Purdue	76 60	67	A	Gonzaga	56 67		163	A	Santa Clara	87 75
				49	A	Indiana	38 66	72	A	Minnesota	61 71		167	H	Missouri St.	75 52
				49	H	Indiana	80 67	82	H	Penn St.	58 74		192	A	Nebraska	62 58
								85	H	Florida	73 68		207	H	Wisconsin	63 43
													208	H	Illinois	66 53
													221	A	Rutgers	55 37
													221	H	Rutgers	60 38
													223	H	UT Martin	82 59
													233	H	Evansville	88 66
													320	H	Ill.-Chicago	88 44
													344	H	Chicago St.	75 42
LAST 12 Division I GAMES:																
				19	N	Ohio St.	68 99	66	A	Iowa	59 78					
				66	N	Iowa	78 73	49	A	Indiana	38 66					
				72	A	Minnesota	61 71	82	H	Penn St.	58 74					
				46	A	Purdue	59 61	207	H	Wisconsin	63 43					
				221	H	Rutgers	60 38	221	A	Rutgers	55 37					
				208	H	Illinois	66 53	34	A	Michigan	54 80					

Non-Div I Games:

Northwestern

■ Loss,
■ Non-Conf,
■ S Site,
■ H Home
■ A Away
N Neutral

Average RPI Win:	293	WON-LOST	WINNING	LAST 10	STRENGTH OF	OPP. STRENGTH	TEAM	ADJ.	CONF.	ADJ CONF.
Average RPI Loss:	179	RECORD	PCT. RANK	GAMES	SCHEDULE	OF SCHEDULE	RPI	RPI	RPI	RPI
DIV. I ONLY	9- 17	258	4- 6	306	282	305	305	27	27	
DIV. I NON-CONF.	2- 5	259	0- 0	253	145	294	294	27	27	
TOTALS	RPI 1-25	RPI 26-50	W-L RECORDS	RPI 51-100	RPI 101-150	RPI 150+				
9- 17	0- 2	0- 0	OVERALL	1- 3	0- 3	8- 9				
8- 4	0- 0	0- 0	HOME	1- 1	0- 1	7- 2				
1- 12	0- 2	0- 0	AWAY	0- 2	0- 2	1- 6				
0- 1	0- 0	0- 0	NEUTRAL	0- 0	0- 0	0- 1				
2- 5	0- 2	0- 0	NON-CONFERENCE	0- 0	0- 0	2- 3				
2- 1	0- 0	0- 0	HOME	0- 0	0- 0	2- 1				
0- 4	0- 2	0- 0	AWAY	0- 0	0- 0	0- 2				
0- 0	0- 0	0- 0	NEUTRAL	0- 0	0- 0	0- 0				
7- 12	0- 0	0- 0	CONFERENCE	1- 3	0- 3	6- 6				
6- 3	0- 0	0- 0	HOME	1- 1	0- 1	5- 1				
1- 8	0- 0	0- 0	AWAY	0- 2	0- 2	1- 4				
0- 1	0- 0	0- 0	NEUTRAL	0- 0	0- 0	0- 1				

RPI 1-25				RPI 26-50				RPI 51-100				RPI 101+ Team's RPI: 305			
RPI	S	Opponent	Score	RPI	S	Opponent	Score	RPI	S	Opponent	Score	RPI	S	Opponent	Score
4	A	Mississippi St.	30 106					81	A	Central Ark.	43 76	103	A	Abilene Christian	57 79
13	A	Texas	39 86					81	H	Central Ark.	51 62	103	H	Abilene Christian	74 75
								98	A	SFA	67 80	138	A	Lamar University	60 73
								98	H	SFA	76 72	168	A	Memphis	38 54
												174	A	Arkansas	36 65
												238	H	New Orleans	95 93
												268	A	A&M-Corpus Christi	51 60
												268	N	A&M-Corpus Christi	46 57
												283	A	McNeese	52 68
												283	H	McNeese	63 68
												298	H	Nicholls St.	75 58
												311	H	Mississippi Val.	64 68
												330	A	Southeastern La.	58 69
												330	H	Southeastern La.	89 71
												331	H	La.-Monroe	67 65
												333	H	Jackson St.	83 65
												334	A	Incarinate Word	76 74
												338	H	Houston Baptist	75 54
												340	A	Sam Houston St.	73 92
												340	H	Sam Houston St.	78 51
LAST 12 Division I GAMES:															
268	N	A&M-Corpus Christi	46 57	330	H	Southeastern La.	89 71								
81	H	Central Ark.	51 62	103	A	Abilene Christian	57 79								
98	A	SFA	67 80	338	H	Houston Baptist	75 54								
238	H	New Orleans	95 93	98	H	SFA	76 72								
340	A	Sam Houston St.	73 92	138	A	Lamar University	60 73								
103	H	Abilene Christian	74 75	330	A	Southeastern La.	58 69								

Non-Div I Games: LeTourneau 80 68 Louisiana Col. 113 65 LSU-Alexandria 97 76 Central Baptist 93 42
Northwestern St.

Average RPI Win:	75	WON-LOST	WINNING	LAST 10	STRENGTH OF	OPP. STRENGTH	TEAM	ADJ.	CONF.	ADJ CONF.
Average RPI Loss:	15	RECORD	PCT. RANK	GAMES	SCHEDULE	OF SCHEDULE	RPI	RPI	RPI	RPI
DIV. I ONLY	33- 4	3	9- 1	1	8	3	3	3	3	3
DIV. I NON-CONF.	15- 3	26	3- 1	2	4	4	4	4	4	4
TOTALS	RPI 1-25	RPI 26-50	W-L RECORDS	RPI 51-100	RPI 101-150	RPI 150+				
33- 4	9- 3	6- 1	OVERALL	8- 0	4- 0	6- 0				
16- 1	4- 1	3- 0	HOME	3- 0	1- 0	5- 0				
12- 2	2- 1	3- 1	AWAY	4- 0	2- 0	1- 0				
5- 1	3- 1	0- 0	NEUTRAL	1- 0	1- 0	0- 0				
15- 3	3- 3	3- 0	NON-CONFERENCE	4- 0	2- 0	3- 0				
8- 1	1- 1	2- 0	HOME	1- 0	1- 0	3- 0				
5- 1	1- 1	1- 0	AWAY	3- 0	0- 0	0- 0				
2- 1	1- 1	0- 0	NEUTRAL	0- 0	1- 0	0- 0				
18- 1	6- 0	3- 1	CONFERENCE	4- 0	2- 0	3- 0				
8- 0	3- 0	1- 0	HOME	2- 0	0- 0	2- 0				
7- 1	1- 0	2- 1	AWAY	1- 0	2- 0	1- 0				
3- 0	2- 0	0- 0	NEUTRAL	1- 0	0- 0	0- 0				

RPI	S	Opponent	Score	RPI	S	Opponent	Score	RPI	S	Opponent	Score	RPI	S	Opponent	Score
1	H	UConn	61 72	31	A	Syracuse	85 80	51	H	Virginia	82 74	108	A	Clemson	84 80
5	N	Stanford	75 76	32	H	Green Bay	71 67	51	N	Virginia	76 59	115	H	Fordham	67 36
9	H	Washington	71 60	36	A	North Carolina St.	62 70	54	H	Central Mich.	107 47	121	A	North Carolina	77 55
10	H	Duke	62 58	43	A	Michigan St.	79 61	55	A	Toledo	85 68	146	N	Louisiana	91 51
10	N	Duke	84 61	45	A	Georgia Tech	55 38	63	A	Chattanooga	79 58	159	H	Pittsburgh	86 54
11	H	Florida St.	79 61	45	H	Georgia Tech	90 69	66	A	Iowa	73 58	166	H	TCU	92 59
12	H	Louisville	85 66	46	H	Purdue	88 82	77	A	Virginia Tech	76 59	169	H	Robert Morris	79 49
12	N	Louisville	84 73					91	H	Wake Forest	92 72	170	A	Boston College	80 69
16	A	DePaul	75 61									170	H	Boston College	82 45
17	A	Miami (FL)	67 55									291	H	Valparaiso	114 54
18	A	Tennessee	69 71												
19	N	Ohio St.	99 76												
LAST 12 Division I GAMES:															
5	N	Stanford	75 76	51	N	Virginia	76 59								
19	N	Ohio St.	99 76	11	H	Florida St.	79 61								
46	H	Purdue	88 82	170	H	Boston College	82 45								
169	H	Robert Morris	79 49	31	A	Syracuse	85 80								
10	N	Duke	84 61	108	A	Clemson	84 80								
12	N	Louisville	84 73	45	H	Georgia Tech	90 69								

Non-Div I Games:

Notre Dame

Average RPI Win: 262	WON-LOST	WINNING	LAST 10	STRENGTH OF	OPP. STRENGTH	TEAM	ADJ.	CONF.	ADJ CONF.
Average RPI Loss: 102	RECORD	PCT. RANK	GAMES	SCHEDULE	OF SCHEDULE	RPI	RPI	RPI	RPI
DIV. I ONLY	16- 12	125	7- 3	225	202	155	155	19	19
DIV. I NON-CONF.	4- 5	195	0- 0	271	117	196	196	21	21
TOTALS	RPI 1-25	RPI 26-50	W-L RECORDS	RPI 51-100	RPI 101-150	RPI 150+			
16- 12	0- 0	1- 4	OVERALL	0- 1	2- 6	13- 1			
8- 4	0- 0	1- 0	HOME	0- 0	1- 3	6- 1			
8- 7	0- 0	0- 4	AWAY	0- 1	1- 2	7- 0			
0- 1	0- 0	0- 0	NEUTRAL	0- 0	0- 1	0- 0			
4- 5	0- 0	0- 3	NON-CONFERENCE	0- 1	0- 1	4- 0			
2- 1	0- 0	0- 0	HOME	0- 0	0- 1	2- 0			
2- 4	0- 0	0- 3	AWAY	0- 1	0- 0	2- 0			
0- 0	0- 0	0- 0	NEUTRAL	0- 0	0- 0	0- 0			
12- 7	0- 0	1- 1	CONFERENCE	0- 0	2- 5	9- 1			
6- 3	0- 0	1- 0	HOME	0- 0	1- 2	4- 1			
6- 3	0- 0	0- 1	AWAY	0- 0	1- 2	5- 0			
0- 1	0- 0	0- 0	NEUTRAL	0- 0	0- 1	0- 0			

RPI S	Opponent	Score	RPI S	Opponent	Score	RPI S	Opponent	Score	RPI S	Opponent	Score	Team's RPI: 155
32	A Green Bay	47 89	32	H Green Bay	74 71	54	A Central Mich.	67 70	125	H Ball St.	59 66	
34	A Michigan	63 101	43	A Michigan St.	74 81				134	A Wright St.	66 84	
49	A Indiana	59 84							134	H Wright St.	61 73	
LAST 12 Division I GAMES:												
144	N Milwaukee	60 82	145	A Detroit Mercy	61 71				144	A Milwaukee	75 73	
183	A Cleveland St.	93 79	144	H Milwaukee	77 63				144	H Milwaukee	77 63	
317	A Youngstown St.	80 58	32	H Green Bay	74 71				144	N Milwaukee	60 82	
294	H Northern Ky.	86 66	134	A Wright St.	66 84				145	A Detroit Mercy	61 71	
320	A Ill.-Chicago	78 50	294	A Northern Ky.	61 47				145	H Detroit Mercy	71 80	
291	A Valparaiso	98 60	317	H Youngstown St.	80 54				183	A Cleveland St.	93 79	
									183	H Cleveland St.	62 74	
									274	H Vermont	79 55	
									291	A Valparaiso	98 60	
									291	H Valparaiso	104 63	
									294	A Northern Ky.	61 47	
									294	H Northern Ky.	86 66	
									307	H North Dakota St.	95 66	
									317	A Youngstown St.	80 58	
									317	H Youngstown St.	80 54	
									319	A Fort Wayne	82 61	
									320	A Ill.-Chicago	78 50	
									320	H Ill.-Chicago	81 58	
									344	A Chicago St.	80 60	

Non-Div I Games: Concordia (MI) 99 32 Marygrove 126 31

Oakland

Average RPI Win:	195	WON-LOST	WINNING	LAST 10	STRENGTH OF	OPP. STRENGTH	TEAM	ADJ.	CONF.	ADJ CONF.
Average RPI Loss:	98	RECORD	PCT. RANK	GAMES	SCHEDULE	OF SCHEDULE	RPI	RPI	RPI	RPI
DIV. I ONLY	22- 10	66	5- 5	138	125	79	79	10	10	
DIV. I NON-CONF.	9- 3	50	0- 1	156	218	58	58	10	10	
TOTALS	RPI 1-25	RPI 26-50	W-L RECORDS	RPI 51-100	RPI 101-150	RPI 150+				
22- 10	0- 0	0- 1	OVERALL	4- 7	3- 1	15- 1				
14- 2	0- 0	0- 0	HOME	1- 2	2- 0	11- 0				
8- 7	0- 0	0- 1	AWAY	3- 4	1- 1	4- 1				
0- 1	0- 0	0- 0	NEUTRAL	0- 1	0- 0	0- 0				
9- 3	0- 0	0- 1	NON-CONFERENCE	2- 1	1- 0	6- 1				
6- 0	0- 0	0- 0	HOME	0- 0	1- 0	5- 0				
3- 3	0- 0	0- 1	AWAY	2- 1	0- 0	1- 1				
0- 0	0- 0	0- 0	NEUTRAL	0- 0	0- 0	0- 0				
13- 7	0- 0	0- 0	CONFERENCE	2- 6	2- 1	9- 0				
8- 2	0- 0	0- 0	HOME	1- 2	1- 0	6- 0				
5- 4	0- 0	0- 0	AWAY	1- 3	1- 1	3- 0				
0- 1	0- 0	0- 0	NEUTRAL	0- 1	0- 0	0- 0				

RPI 1-25			RPI 26-50			RPI 51-100			Team's RPI: 79			RPI 101+			
RPI	S	Opponent	Score	RPI	S	Opponent	Score	RPI	S	Opponent	Score	RPI	S	Opponent	Score
34	A	Michigan	46 69	54	A	Central Mich.	59 64	106	A	Buffalo	54 65				
				54	H	Central Mich.	64 70	106	H	Buffalo	83 55				
				55	A	Toledo	64 55	125	A	Ball St.	72 68				
				55	H	Toledo	61 55	127	H	Duquesne	64 46				
				69	A	IUPUI	71 65	164	H	Western Mich.	80 67				
				75	A	Middle Tenn.	73 52	208	H	Illinois	80 68				
				82	A	Penn St.	65 74	213	H	Binghamton	63 55				
				86	A	Northern Ill.	80 88	223	H	UT Martin	72 55				
				86	N	Northern Ill.	71 72	235	A	High Point	76 48				
				99	A	Kent St.	77 83	242	A	Akron	85 69				
				99	H	Kent St.	65 68	242	H	Akron	62 48				
								251	A	Miami (OH)	79 62				
								251	H	Miami (OH)	77 63				
								260	A	Bowling Green	69 58				
								260	H	Bowling Green	79 68				
								264	H	Murray St.	79 70				
								280	A	N.C. A&T	57 63				
								285	H	Eastern Mich.	63 49				
								285	H	Eastern Mich.	68 51				
								294	H	Northern Ky.	58 41				
LAST 12 Division I GAMES:															
82	A	Penn St.	65 74	106	A	Buffalo	54 65								
86	N	Northern Ill.	71 72	99	A	Kent St.	77 83								
285	H	Eastern Mich.	63 49	54	H	Central Mich.	64 70								
242	H	Akron	62 48	125	A	Ball St.	72 68								
260	H	Bowling Green	79 68	55	H	Toledo	61 55								
251	H	Miami (OH)	77 63	54	A	Central Mich.	59 64								

Non-Div I Games:

Ohio

Average RPI Win: 137		WON-LOST	WINNING	LAST 10	STRENGTH OF	OPP. STRENGTH	TEAM	ADJ.	CONF.	ADJ CONF.
Average RPI Loss: 17		RECORD	PCT. RANK	GAMES	SCHEDULE	OF SCHEDULE	RPI	RPI	RPI	RPI
DIV. I ONLY		28- 7	18	8- 2	47	44	19	19	5	5
DIV. I NON-CONF.		12- 5	72	2- 1	27	25	38	38	5	5
TOTALS		RPI 1-25	RPI 26-50	W-L RECORDS	RPI 51-100	RPI 101-150	RPI 150+			
28- 7	2- 5		5- 2	OVERALL	7- 0	1- 0	13- 0			
16- 2	1- 2		1- 0	HOME	3- 0	1- 0	10- 0			
8- 2	1- 1		2- 1	AWAY	2- 0	0- 0	3- 0			
4- 3	0- 2		2- 1	NEUTRAL	2- 0	0- 0	0- 0			
12- 5	1- 5		2- 0	NON-CONFERENCE	1- 0	1- 0	7- 0			
8- 2	0- 2		0- 0	HOME	0- 0	1- 0	7- 0			
1- 1	1- 1		0- 0	AWAY	0- 0	0- 0	0- 0			
3- 2	0- 2		2- 0	NEUTRAL	1- 0	0- 0	0- 0			
16- 2	1- 0		3- 2	CONFERENCE	6- 0	0- 0	6- 0			
8- 0	1- 0		1- 0	HOME	3- 0	0- 0	3- 0			
7- 1	0- 0		2- 1	AWAY	2- 0	0- 0	3- 0			
1- 1	0- 0		0- 1	NEUTRAL	1- 0	0- 0	0- 0			

Non-Div I Games:

Ohio St.

Loss, Non-Conf, S Site, H Home A Away N Neutral

Average RPI Win: 115		WON-LOST	WINNING	LAST 10	STRENGTH OF	OPP. STRENGTH	TEAM	ADJ.	CONF.	ADJ CONF.
Average RPI Loss: 36		RECORD	PCT. RANK	GAMES	SCHEDULE	OF SCHEDULE	RPI	RPI	RPI	RPI
DIV. I ONLY		23- 10	60	6- 4	24	36	20	20	4	4
DIV. I NON-CONF.		10- 4	66	1- 1	34	83	34	34	3	3
TOTALS		RPI 1-25	RPI 26-50		W-L RECORDS		RPI 51-100	RPI 101-150		RPI 150+
23- 10	1- 5	3- 4		OVERALL		7- 0	4- 0		8- 1	
14- 2	1- 1	3- 0		HOME		4- 0	2- 0		4- 1	
6- 6	0- 4	0- 2		AWAY		2- 0	2- 0		2- 0	
3- 2	0- 0	0- 2		NEUTRAL		1- 0	0- 0		2- 0	
10- 4	0- 2	1- 1		NON-CONFERENCE		3- 0	2- 0		4- 1	
6- 1	0- 0	1- 0		HOME		2- 0	1- 0		2- 1	
1- 2	0- 2	0- 0		AWAY		0- 0	1- 0		0- 0	
3- 1	0- 0	0- 1		NEUTRAL		1- 0	0- 0		2- 0	
13- 6	1- 3	2- 3		CONFERENCE		4- 0	2- 0		4- 0	
8- 1	1- 1	2- 0		HOME		2- 0	1- 0		2- 0	
5- 4	0- 2	0- 2		AWAY		2- 0	1- 0		2- 0	
0- 1	0- 0	0- 1		NEUTRAL		0- 0	0- 0		0- 0	

RPI	S	Opponent	Score	RPI	S	Opponent	Score	RPI	S	Opponent	Score	RPI	S	Opponent	Score
7	A	Baylor	58 92	26	A	Kansas St.	71 79	52	H	Little Rock	68 58	110	A	BYU	68 61
7	H	Baylor	64 103	26	H	Kansas St.	85 80	65	H	Colorado St.	70 55	111	A	Texas Tech	64 56
9	A	Washington	82 108	37	A	West Virginia	73 83	67	N	Gonzaga	75 62	111	H	Texas Tech	66 45
13	A	Texas	68 86	37	H	West Virginia	90 87	71	A	Iowa St.	67 57	150	H	Tulsa	85 68
13	H	Texas	74 73	37	N	West Virginia	58 82	71	H	Iowa St.	78 63	162	H	Oral Roberts	67 74
14	A	Kentucky	68 82	44	H	South Dakota St.	74 60	92	A	Oklahoma St.	66 60	166	A	TCU	73 64
				48	N	California	74 82	92	H	Oklahoma St.	68 62	166	H	TCU	87 72
												181	H	Southern Ill.	80 48
												191	A	Kansas	84 54
												191	H	Kansas	89 52
												203	N	Xavier	81 69
												212	N	Portland St.	74 60
												215	H	UTRGV	92 59
LAST 12 Division I GAMES:															
9	A	Washington	82 108	13	H	Texas	74 73	111	A	Texas Tech	64 56	37	H	West Virginia	90 87
67	N	Gonzaga	75 62	92	A	Oklahoma St.	66 60	191	H	Kansas	89 52	7	A	Baylor	58 92
37	N	West Virginia	58 82	7	A	Baylor	58 92								
7	H	Baylor	64 103												
166	A	TCU	73 64												
26	A	Kansas St.	71 79												

Non-Div I Games:

Oklahoma

■ Loss,
 ■ Non-Conf, S Site,
 ■ Home
 ■ Away
 N Neutral

Average RPI Win:	150	WON-LOST	WINNING	LAST 10	STRENGTH OF	OPP. STRENGTH	TEAM	ADJ.	CONF.	ADJ CONF.
Average RPI Loss:	44	RECORD	PCT. RANK	GAMES	SCHEDULE	OF SCHEDULE	RPI	RPI	RPI	RPI
DIV. I ONLY	17- 15	152	4- 6	48	30	92	92	4	4	
DIV. I NON-CONF.	10- 2	26	0- 1	77	141	43	43	3	3	
TOTALS	RPI 1-25	RPI 26-50	W-L RECORDS	RPI 51-100	RPI 101-150	RPI 150+				
17- 15	0- 8	1- 3	OVERALL	4- 1	3- 2	9- 1				
12- 5	0- 3	1- 1	HOME	3- 0	2- 1	6- 0				
2- 8	0- 3	0- 2	AWAY	1- 1	0- 1	1- 1				
3- 2	0- 2	0- 0	NEUTRAL	0- 0	1- 0	2- 0				
10- 2	0- 1	0- 0	NON-CONFERENCE	3- 0	2- 1	5- 0				
7- 1	0- 0	0- 0	HOME	2- 0	1- 1	4- 0				
1- 0	0- 0	0- 0	AWAY	1- 0	0- 0	0- 0				
2- 1	0- 1	0- 0	NEUTRAL	0- 0	1- 0	1- 0				
7- 13	0- 7	1- 3	CONFERENCE	1- 1	1- 1	4- 1				
5- 4	0- 3	1- 1	HOME	1- 0	1- 0	2- 0				
1- 8	0- 3	0- 2	AWAY	0- 1	0- 1	1- 1				
1- 1	0- 1	0- 0	NEUTRAL	0- 0	0- 0	1- 0				

RPI 1-25				RPI 26-50				RPI 51-100 Team's RPI: 92				RPI 101+			
RPI	S	Opponent	Score	RPI	S	Opponent	Score	RPI	S	Opponent	Score	RPI	S	Opponent	Score
6	N	Oregon St.	54 73	26	A	Kansas St.	69 74	60	H	UNI	81 57	102	N	Long Beach St.	63 57
7	A	Baylor	67 89	26	H	Kansas St.	43 63	64	A	Washington St.	79 72	103	H	Abilene Christian	56 66
7	H	Baylor	50 86	37	A	West Virginia	53 79	71	A	Iowa St.	48 61	111	A	Texas Tech	65 70
13	A	Texas	35 66	37	H	West Virginia	67 63	71	H	Iowa St.	71 59	111	H	Texas Tech	75 62
13	H	Texas	71 85					87	H	Georgia	71 51	142	H	Rice	65 51
13	N	Texas	60 71									163	N	Santa Clara	67 53
20	A	Oklahoma	62 68									166	A	TCU	82 67
20	H	Oklahoma	60 66									166	H	TCU	88 70
LAST 12 Division I GAMES:															
103	H	Abilene Christian	56 66	7	A	Baylor	67 89								
13	N	Texas	60 71	166	H	TCU	88 70								
191	N	Kansas	79 75	37	A	West Virginia	53 79								
71	A	Iowa St.	48 61	191	A	Kansas	49 67								
37	H	West Virginia	67 63	20	H	Oklahoma	60 66								
111	H	Texas Tech	75 62	13	H	Texas	71 85								

Non-Div I Games:

Oklahoma St.

Average RPI Win:	223	WON-LOST	WINNING	LAST 10	STRENGTH OF	OPP. STRENGTH	TEAM	ADJ.	CONF.	ADJ CONF.
Average RPI Loss:	91	RECORD	PCT. RANK	GAMES	SCHEDULE	OF SCHEDULE	RPI	RPI	RPI	RPI
DIV. I ONLY	17- 14	139	6- 4	93	142	134	134	14	14	
DIV. I NON-CONF.	5- 6	183	0- 0	63	153	164	164	15	15	
TOTALS	RPI 1-25	RPI 26-50	W-L RECORDS	RPI 51-100	RPI 101-150	RPI 150+				
17- 14	0- 2	0- 4	OVERALL	0- 1	6- 4	11- 3				
10- 5	0- 0	0- 1	HOME	0- 1	3- 2	7- 1				
6- 6	0- 2	0- 1	AWAY	0- 0	3- 1	3- 2				
1- 3	0- 0	0- 2	NEUTRAL	0- 0	0- 1	1- 0				
5- 6	0- 2	0- 2	NON-CONFERENCE	0- 0	2- 1	3- 1				
5- 1	0- 0	0- 0	HOME	0- 0	2- 1	3- 0				
0- 3	0- 2	0- 0	AWAY	0- 0	0- 0	0- 1				
0- 2	0- 0	0- 2	NEUTRAL	0- 0	0- 0	0- 0				
12- 8	0- 0	0- 2	CONFERENCE	0- 1	4- 3	8- 2				
5- 4	0- 0	0- 1	HOME	0- 1	1- 1	4- 1				
6- 3	0- 0	0- 1	AWAY	0- 0	3- 1	3- 1				
1- 1	0- 0	0- 0	NEUTRAL	0- 0	0- 1	1- 0				

RPI	S	Opponent	Score	RPI	S	Opponent	Score	RPI	S	Opponent	Score	RPI	S	Opponent	Score	Team's RPI: 134
10	A	Duke	64 92	31	N	Syracuse	66 92	75	H	Middle Tenn.	63 80	105	A	Southern Miss.	69 84	
17	A	Miami (FL)	56 66	38	A	Western Ky.	73 79					105	N	Southern Miss.	74 80	
				38	H	Western Ky.	62 67					120	A	Charlotte	72 70	
				39	N	Dayton	69 77					120	H	Charlotte	75 86	
												124	H	William & Mary	58 69	
												139	A	Louisiana Tech	69 64	
												142	A	Rice	59 47	
												142	H	Rice	81 66	
												147	H	Hampton	61 58	
												149	H	VCU	70 60	
												184	A	North Texas	55 65	
												184	H	North Texas	62 47	
												186	H	UTSA	68 81	
												190	H	UAB	73 61	
												204	A	ETSU	60 70	
												222	H	Dartmouth	82 56	
												244	A	Marshall	94 85	
												244	H	Marshall	73 69	
												282	H	Norfolk St.	65 54	
												300	H	UTEP	87 68	
												300	N	UTEP	80 70	
												309	A	FIU	86 64	
												335	H	N.C. Central	83 52	
												337	A	Fla. Atlantic	93 73	
LAST 12 Division I GAMES:																
105	N	Southern Miss.	74 80	120	A	Charlotte	72 70									
300	N	UTEP	80 70	190	H	UAB	73 61									
186	H	UTSA	68 81	75	H	Middle Tenn.	63 80									
300	H	UTEP	87 68	337	A	Fla. Atlantic	93 73									
38	A	Western Ky.	73 79	309	A	FIU	86 64									
244	A	Marshall	94 85	184	H	North Texas	62 47									

Non-Div I Games:

Old Dominion

Average RPI Win:	187	WON-LOST	WINNING	LAST 10	STRENGTH OF	OPP. STRENGTH	TEAM	ADJ.	CONF.	ADJ CONF.
Average RPI Loss:	61	RECORD	PCT. RANK	GAMES	SCHEDULE	OF SCHEDULE	RPI	RPI	RPI	RPI
DIV. I ONLY	17- 14	139	4- 6	90	62	131	131	2	2	
DIV. I NON-CONF.	11- 3	39	0- 1	309	285	147	147	2	2	
TOTALS	RPI 1-25	RPI 26-50	W-L RECORDS	RPI 51-100	RPI 101-150	RPI 150+				
17- 14	3- 5	1- 4	OVERALL	2- 0	1- 4	10- 1				
15- 4	3- 1	1- 1	HOME	1- 0	1- 1	9- 1				
1- 9	0- 4	0- 2	AWAY	1- 0	0- 3	0- 0				
1- 1	0- 0	0- 1	NEUTRAL	0- 0	0- 0	1- 0				
11- 3	1- 0	0- 1	NON-CONFERENCE	0- 0	1- 1	9- 1				
10- 1	1- 0	0- 0	HOME	0- 0	1- 0	8- 1				
0- 2	0- 0	0- 1	AWAY	0- 0	0- 1	0- 0				
1- 0	0- 0	0- 0	NEUTRAL	0- 0	0- 0	1- 0				
6- 11	2- 5	1- 3	CONFERENCE	2- 0	0- 3	1- 0				
5- 3	2- 1	1- 1	HOME	1- 0	0- 1	1- 0				
1- 7	0- 4	0- 1	AWAY	1- 0	0- 2	0- 0				
0- 1	0- 0	0- 1	NEUTRAL	0- 0	0- 0	0- 0				

RPI	S	Opponent	Score	RPI	S	Opponent	Score	RPI	S	Opponent	Score	RPI	S	Opponent	Score	Team's RPI: 131
2	A	South Carolina	46 65	37	A	West Virginia	61 66	85	A	Florida	84 75	109	A	Alabama	80 90	
4	A	Mississippi St.	62 73	40	H	LSU	51 62	87	H	Georgia	69 62	109	H	Alabama	57 65	
4	H	Mississippi St.	44 66	40	N	LSU	49 65					112	A	Vanderbilt	67 85	
14	A	Kentucky	57 89	50	A	Auburn	60 83					116	A	UNLV	57 64	
18	H	Tennessee	67 62	50	H	Auburn	63 59					149	H	VCU	77 57	
22	A	Missouri	65 100									174	H	Arkansas	73 64	
23	H	Texas A&M	62 49									193	H	Grambling	75 78	
24	H	Oregon	83 67									207	N	Wisconsin	69 44	
												235	H	High Point	73 62	
												249	H	Jacksonville St.	68 50	
												263	H	Austin Peay	66 38	
												304	H	Lipscomb	76 49	
												311	H	Mississippi Val.	67 30	
												330	H	Southeastern La.	81 31	
												331	H	La.-Monroe	97 40	
												333	H	Jackson St.	89 41	
LAST 12 Division I GAMES:																
193	H	Grambling	75 78	4	H	Mississippi St.	44 66									
40	N	LSU	49 65	40	H	LSU	51 62									
23	H	Texas A&M	62 49	85	A	Florida	84 75									
22	A	Missouri	65 100	87	H	Georgia	69 62									
112	A	Vanderbilt	67 85	14	A	Kentucky	57 89									
50	H	Auburn	63 59	109	H	Alabama	57 65									

Non-Div I Games:

Ole Miss

Average RPI Win: 229	WON-LOST	WINNING	LAST 10	STRENGTH OF	OPP. STRENGTH	TEAM	ADJ.	CONF.	ADJ CONF.
Average RPI Loss: 96	RECORD	PCT. RANK	GAMES	SCHEDULE	OF SCHEDULE	RPI	RPI	RPI	RPI
DIV. I ONLY	14- 15	181	6- 4	129	153	152	152	11	11
DIV. I NON-CONF.	5- 6	183	1- 1	166	165	145	145	11	11
TOTALS	RPI 1-25	RPI 26-50	W-L RECORDS	RPI 51-100	RPI 101-150	RPI 150+			
14- 15	0- 1	1- 2	OVERALL	2- 8	0- 1	11- 3			
7- 4	0- 0	1- 1	HOME	1- 2	0- 0	5- 1			
5- 10	0- 1	0- 1	AWAY	0- 5	0- 1	5- 2			
2- 1	0- 0	0- 0	NEUTRAL	1- 1	0- 0	1- 0			
5- 6	0- 1	0- 1	NON-CONFERENCE	0- 2	0- 1	5- 1			
2- 1	0- 0	0- 1	HOME	0- 0	0- 0	2- 0			
2- 5	0- 1	0- 0	AWAY	0- 2	0- 1	2- 1			
1- 0	0- 0	0- 0	NEUTRAL	0- 0	0- 0	1- 0			
9- 9	0- 0	1- 1	CONFERENCE	2- 6	0- 0	6- 2			
5- 3	0- 0	1- 0	HOME	1- 2	0- 0	3- 1			
3- 5	0- 0	0- 1	AWAY	0- 3	0- 0	3- 1			
1- 1	0- 0	0- 0	NEUTRAL	1- 1	0- 0	0- 0			

RPI 1-25				RPI 26-50				RPI 51-100				RPI 101+ Team's RPI: 152			
RPI	S	Opponent	Score	RPI	S	Opponent	Score	RPI	S	Opponent	Score	RPI	S	Opponent	Score
21	A	Creighton	45 82	26	H	Kansas St.	57 70	61	A	Western Ill.	63 80	103	A	Abilene Christian	66 73
				44	A	South Dakota St.	64 76	61	H	Western Ill.	74 78	162	A	Oral Roberts	64 49
				44	H	South Dakota St.	83 82	61	N	Western Ill.	82 84	162	H	Oral Roberts	65 67
								65	A	Colorado St.	42 69	184	N	North Texas	85 57
								69	A	IUPUI	47 79	192	A	Nebraska	58 66
								69	H	IUPUI	64 44	234	H	Wofford	89 64
								80	A	South Dakota	56 91	254	H	Indiana St.	72 45
								80	H	South Dakota	52 60	295	A	UMKC	80 57
								80	N	South Dakota	64 58	307	A	North Dakota St.	80 60
								94	A	UCF	41 81	307	H	North Dakota St.	90 64
												312	A	Denver	82 73
												312	H	Denver	100 78
												319	A	Fort Wayne	62 65
												319	H	Fort Wayne	63 49
												324	A	Florida A&M	70 50
LAST 12 Division I GAMES:															
				61	N	Western Ill.	82 84	80	A	South Dakota	56 91				
				80	N	South Dakota	64 58	319	H	Fort Wayne	63 49				
				184	N	North Texas	85 57	162	A	Oral Roberts	64 49				
				103	A	Abilene Christian	66 73	61	A	Western Ill.	63 80				
				312	H	Denver	100 78	69	A	IUPUI	47 79				
				307	H	North Dakota St.	90 64	44	H	South Dakota St.	83 82				

Non-Div I Games: Lincoln (MO) 98 49 York (NE) 106 37

Omaha

Loss, Non-Conf, S Site, H Home A Away N Neutral

Oral Roberts

Through Games Of April 2, 2017

Average RPI Win:	220	WON-LOST	WINNING	LAST 10	STRENGTH OF	OPP. STRENGTH	TEAM	ADJ.	CONF.	ADJ CONF.
Average RPI Loss:	90	RECORD	PCT. RANK	GAMES	SCHEDULE	OF SCHEDULE	RPI	RPI	RPI	RPI
DIV. I ONLY	13- 15	198	4- 6	164	95	162	162	11	11	
DIV. I NON-CONF.	6- 5	143	0- 0	196	26	97	97	11	11	
TOTALS	RPI 1-25	RPI 26-50	W-L RECORDS	RPI 51-100	RPI 101-150	RPI 150+				
13- 15	1- 0	0- 4	OVERALL	1- 8	1- 0	10- 3				
6- 5	0- 0	0- 1	HOME	1- 2	1- 0	4- 2				
7- 9	1- 0	0- 2	AWAY	0- 6	0- 0	6- 1				
0- 1	0- 0	0- 1	NEUTRAL	0- 0	0- 0	0- 0				
6- 5	1- 0	0- 1	NON-CONFERENCE	0- 3	1- 0	4- 1				
3- 0	0- 0	0- 0	HOME	0- 0	1- 0	2- 0				
3- 5	1- 0	0- 1	AWAY	0- 3	0- 0	2- 1				
0- 0	0- 0	0- 0	NEUTRAL	0- 0	0- 0	0- 0				
7- 10	0- 0	0- 3	CONFERENCE	1- 5	0- 0	6- 2				
3- 5	0- 0	0- 1	HOME	1- 2	0- 0	2- 2				
4- 4	0- 0	0- 1	AWAY	0- 3	0- 0	4- 0				
0- 1	0- 0	0- 1	NEUTRAL	0- 0	0- 0	0- 0				

RPI 1-25				RPI 26-50				RPI 51-100				RPI 101+ Team's RPI: 162			
RPI	S	Opponent	Score	RPI	S	Opponent	Score	RPI	S	Opponent	Score	RPI	S	Opponent	Score
20	A	Oklahoma	74 67	33	A	Arizona St.	52 79	52	A	Little Rock	50 56	150	H	Tulsa	76 68
				44	A	South Dakota St.	35 82	61	A	Western Ill.	72 76	152	A	Omaha	67 65
				44	H	South Dakota St.	57 78	61	H	Western Ill.	62 76	152	H	Omaha	49 64
				44	N	South Dakota St.	50 65	66	A	Iowa	76 96	167	H	Missouri St.	78 56
								68	A	Northwestern	55 64	174	A	Arkansas	70 60
								69	A	IUPUI	41 53	191	A	Kansas	56 64
								69	H	IUPUI	54 45	223	H	UT Martin	82 53
								80	A	South Dakota	50 79	307	A	North Dakota St.	70 50
								80	H	South Dakota	47 69	307	H	North Dakota St.	71 64
												312	A	Denver	70 57
												312	H	Denver	45 47
												319	A	Fort Wayne	75 59
												319	H	Fort Wayne	82 56
												338	A	Houston Baptist	75 65
LAST 12 Division I GAMES:															
				44	N	South Dakota St.	50 65	69	H	IUPUI	54 45				
				307	H	North Dakota St.	71 64	61	H	Western Ill.	62 76				
				312	A	Denver	70 57	307	A	North Dakota St.	70 50				
				80	A	South Dakota	50 79	312	H	Denver	45 47				
				152	H	Omaha	49 64	319	A	Fort Wayne	75 59				
				44	A	South Dakota St.	35 82	69	A	IUPUI	41 53				

Non-Div I Games: Mid-Amer. Christian98 63 Okla. Sci. & Arts 67 35

Oral Roberts

Loss, Non-Conf, S Site, H Home A Away N Neutral

Oregon

Through Games Of April 2, 2017

Average RPI Win:	112	WON-LOST	WINNING	LAST 10	STRENGTH OF	OPP. STRENGTH	TEAM	ADJ.	CONF.	ADJ CONF.
Average RPI Loss:	29	RECORD	PCT. RANK	GAMES	SCHEDULE	OF SCHEDULE	RPI	RPI	RPI	RPI
DIV. I ONLY	23- 14	106	5- 5	11	7	24	24	1	1	
DIV. I NON-CONF.	13- 3	34	3- 1	30	57	13	13	1	1	
TOTALS	RPI 1-25	RPI 26-50	W-L RECORDS	RPI 51-100	RPI 101-150	RPI 150+				
23- 14	5- 9	2- 2	OVERALL	5- 2	5- 1	6- 0				
10- 5	1- 3	1- 1	HOME	3- 1	2- 0	3- 0				
7- 6	1- 3	1- 1	AWAY	2- 1	2- 1	1- 0				
6- 3	3- 3	0- 0	NEUTRAL	0- 0	1- 0	2- 0				
13- 3	3- 2	1- 0	NON-CONFERENCE	0- 0	3- 1	6- 0				
6- 0	0- 0	1- 0	HOME	0- 0	2- 0	3- 0				
3- 1	1- 0	0- 0	AWAY	0- 0	1- 1	1- 0				
4- 2	2- 2	0- 0	NEUTRAL	0- 0	0- 0	2- 0				
10- 11	2- 7	1- 2	CONFERENCE	5- 2	2- 0	0- 0				
4- 5	1- 3	0- 1	HOME	3- 1	0- 0	0- 0				
4- 5	0- 3	1- 1	AWAY	2- 1	1- 0	0- 0				
2- 1	1- 1	0- 0	NEUTRAL	0- 0	1- 0	0- 0				

RPI	S	Opponent	Score	RPI	S	Opponent	Score	RPI	S	Opponent	Score	RPI	S	Opponent	Score
1	N	UConn	52 90	33	A	Arizona St.	63 68	64	H	Washington St.	59 75	108	A	Clemson	87 59
4	N	Mississippi St.	63 75	43	H	Michigan St.	88 55	78	A	Utah	73 61	123	A	Arizona	79 65
5	A	Stanford	60 81	48	A	California	69 66	78	H	Utah	84 66	123	N	Arizona	70 63
5	H	Stanford	59 65	48	H	California	49 55	83	A	Colorado	66 76	131	A	Ole Miss	67 83
5	N	Stanford	56 71					83	H	Colorado	71 66	138	H	Lamar University	84 67
6	A	Oregon St.	60 67					89	A	Southern California	59 53	141	H	Idaho	73 70
6	H	Oregon St.	40 43					89	H	Southern California	73 50	186	H	UTSA	77 63
8	A	UCLA	63 79									206	N	San Jose St.	91 62
8	H	UCLA	84 75									212	N	Portland St.	90 46
9	H	Washington	77 99									236	A	Hawaii	86 49
9	N	Washington	70 69									261	H	CSU Bakersfield	77 62
10	A	Duke	74 65									277	H	Portland	81 41
15	N	Maryland	77 63												
25	N	Temple	71 70												
LAST 12 Division I GAMES:															
1	N	UConn	52 90	123	N	Arizona	70 63								
15	N	Maryland	77 63	5	H	Stanford	59 65								
10	A	Duke	74 65	48	H	California	49 55								
25	N	Temple	71 70	83	A	Colorado	66 76								
5	N	Stanford	56 71	78	A	Utah	73 61								
9	N	Washington	70 69	89	H	Southern California	73 50								

Non-Div I Games:

Oregon

■ Loss,
■ Non-Conf, S Site,
■ Home
■ Away
N Neutral

Average RPI Win:	87	WON-LOST	WINNING	LAST 10	STRENGTH OF	OPP. STRENGTH	TEAM	ADJ.	CONF.	ADJ CONF.
Average RPI Loss:	29	RECORD	PCT. RANK	GAMES	SCHEDULE	OF SCHEDULE	RPI	RPI	RPI	RPI
DIV. I ONLY	31- 5	7	8- 2	10	17	6	6	1	1	
DIV. I NON-CONF.	13- 2	14	2- 1	35	131	15	15	1	1	
TOTALS	RPI 1-25	RPI 26-50	W-L RECORDS	RPI 51-100	RPI 101-150	RPI 150+				
31- 5	8- 3	5- 1	OVERALL	8- 1	6- 0	4- 0				
16- 2	5- 0	1- 1	HOME	4- 1	2- 0	4- 0				
8- 1	2- 1	2- 0	AWAY	3- 0	1- 0	0- 0				
7- 2	1- 2	2- 0	NEUTRAL	1- 0	3- 0	0- 0				
13- 2	1- 1	1- 1	NON-CONFERENCE	2- 0	5- 0	4- 0				
8- 1	1- 0	0- 1	HOME	1- 0	2- 0	4- 0				
0- 0	0- 0	0- 0	AWAY	0- 0	0- 0	0- 0				
5- 1	0- 1	1- 0	NEUTRAL	1- 0	3- 0	0- 0				
18- 3	7- 2	4- 0	CONFERENCE	6- 1	1- 0	0- 0				
8- 1	4- 0	1- 0	HOME	3- 1	0- 0	0- 0				
8- 1	2- 1	2- 0	AWAY	3- 0	1- 0	0- 0				
2- 1	1- 1	1- 0	NEUTRAL	0- 0	0- 0	0- 0				

RPI	S	Opponent	Score	RPI	S	Opponent	Score	RPI	S	Opponent	Score	RPI	S	Opponent	Score
5	A	Stanford	72 69	29	N	Quinnipiac	75 60	64	H	Washington St.	80 58	102	H	Long Beach St.	56 55
5	H	Stanford	50 47	30	H	Marquette	73 74	73	H	UC Davis	93 52	110	N	BYU	65 56
5	N	Stanford	43 48	33	A	Arizona St.	54 45	78	A	Utah	63 49	116	N	UNLV	62 59
8	A	UCLA	56 66	48	A	California	66 56	78	H	Utah	70 44	123	A	Arizona	65 57
8	H	UCLA	68 61	48	H	California	71 56	83	A	Colorado	54 49	138	H	Lamar University	88 56
8	N	UCLA	63 53	48	N	California	65 49	83	H	Colorado	81 57	141	N	Idaho	60 49
9	H	Washington	73 70					89	A	Southern California	74 60	153	H	Idaho St.	61 38
11	N	Florida St.	53 66					89	H	Southern California	50 70	277	H	Portland	62 45
21	H	Creighton	64 52					92	N	Oklahoma St.	73 54	287	H	Ark.-Pine Bluff	73 40
24	A	Oregon	43 40									289	H	Southern Utah	77 38
24	H	Oregon	67 60												
LAST 12 Division I GAMES:															
		11	N	Florida St.	53	66	48	H	California	71	56				
		21	H	Creighton	64	52	5	H	Stanford	50	47				
		102	H	Long Beach St.	56	55	78	A	Utah	63	49				
		5	N	Stanford	43	48	83	A	Colorado	54	49				
		8	N	UCLA	63	53	8	H	UCLA	68	61				
		48	N	California	65	49	89	H	Southern California	50	70				

Non-Div I Games:

Oregon St.

Pacific

Through Games Of April 2, 2017

Average RPI Win:	226	WON-LOST	WINNING	LAST 10	STRENGTH OF	OPP. STRENGTH	TEAM	ADJ.	CONF.	ADJ CONF.
Average RPI Loss:	135	RECORD	PCT. RANK	GAMES	SCHEDULE	OF SCHEDULE	RPI	RPI	RPI	RPI
DIV. I ONLY	8- 21	288	2- 8	104	179	245	245	15	15	
DIV. I NON-CONF.	2- 7	285	0- 0	13	170	185	185	13	13	
TOTALS	RPI 1-25	RPI 26-50	W-L RECORDS	RPI 51-100	RPI 101-150	RPI 150+				
8- 21	0- 1	0- 1	OVERALL	1- 4	1- 7	6- 8				
4- 11	0- 0	0- 1	HOME	0- 3	1- 3	3- 4				
3- 9	0- 1	0- 0	AWAY	1- 0	0- 4	2- 4				
1- 1	0- 0	0- 0	NEUTRAL	0- 1	0- 0	1- 0				
2- 7	0- 1	0- 1	NON-CONFERENCE	0- 2	0- 2	2- 1				
1- 5	0- 0	0- 1	HOME	0- 2	0- 1	1- 1				
1- 2	0- 1	0- 0	AWAY	0- 0	0- 1	1- 0				
0- 0	0- 0	0- 0	NEUTRAL	0- 0	0- 0	0- 0				
6- 14	0- 0	0- 0	CONFERENCE	1- 2	1- 5	4- 7				
3- 6	0- 0	0- 0	HOME	0- 1	1- 2	2- 3				
2- 7	0- 0	0- 0	AWAY	1- 0	0- 3	1- 4				
1- 1	0- 0	0- 0	NEUTRAL	0- 1	0- 0	1- 0				

RPI 1-25				RPI 26-50				RPI 51-100				RPI 101+ Team's RPI: 245			
RPI	S	Opponent	Score	RPI	S	Opponent	Score	RPI	S	Opponent	Score	RPI	S	Opponent	Score
8	A	UCLA	55 82	30	H	Marquette	75 89	59	H	Montana St.	66 72	102	A	Long Beach St.	58 66
								67	A	Gonzaga	65 63	110	A	BYU	50 68
								67	H	Gonzaga	58 74	110	H	BYU	55 68
								67	N	Gonzaga	59 91	114	A	Saint Mary's (CA)	74 82
								73	H	UC Davis	87 95	114	H	Saint Mary's (CA)	54 63
												128	H	Northern Colo.	56 60
												143	A	San Francisco	64 67
												143	H	San Francisco	63 60
												151	H	Fresno St.	67 74
												163	A	Santa Clara	51 68
												163	H	Santa Clara	51 61
												205	A	Loyola Marymount	64 75
												205	H	Loyola Marymount	52 65
												206	A	San Jose St.	99 96
												224	A	San Diego	71 73
												224	H	San Diego	84 64
												261	H	CSU Bakersfield	91 61
												277	A	Portland	84 74
												277	H	Portland	71 78
												314	A	Pepperdine	58 59
												314	H	Pepperdine	80 79
												314	N	Pepperdine	73 55
LAST 12 Division I GAMES:															
				67	N	Gonzaga	59 91	163	A	Santa Clara	51 68				
				314	N	Pepperdine	73 55	224	A	San Diego	71 73				
				205	A	Loyola Marymount	64 75	314	H	Pepperdine	80 79				
				163	H	Santa Clara	51 61	114	A	Saint Mary's (CA)	74 82				
				67	H	Gonzaga	58 74	143	A	San Francisco	64 67				
				277	H	Portland	71 78	205	H	Loyola Marymount	52 65				

Non-Div I Games: UC Merced 111 50 William Jessup 103 65

Pacific

Loss, Non-Conf, S Site, H Home A Away N Neutral

Average RPI Win:	175	WON-LOST	WINNING	LAST 10	STRENGTH OF	OPP. STRENGTH	TEAM	ADJ.	CONF.	ADJ CONF.
Average RPI Loss:	93	RECORD	PCT. RANK	GAMES	SCHEDULE	OF SCHEDULE	RPI	RPI	RPI	RPI
DIV. I ONLY	21- 8	47	8- 2	89	103	56	56	8	8	
DIV. I NON-CONF.	6- 7	177	0- 1	215	100	182	182	9	9	
TOTALS	RPI 1-25	RPI 26-50	W-L RECORDS	RPI 51-100	RPI 101-150	RPI 150+				
21- 8	0- 3	2- 1	OVERALL	0- 0	6- 2	13- 2				
9- 5	0- 1	1- 1	HOME	0- 0	4- 1	4- 2				
12- 2	0- 1	1- 0	AWAY	0- 0	2- 1	9- 0				
0- 1	0- 1	0- 0	NEUTRAL	0- 0	0- 0	0- 0				
6- 7	0- 3	0- 1	NON-CONFERENCE	0- 0	0- 1	6- 2				
0- 5	0- 1	0- 1	HOME	0- 0	0- 1	0- 2				
6- 1	0- 1	0- 0	AWAY	0- 0	0- 0	6- 0				
0- 1	0- 1	0- 0	NEUTRAL	0- 0	0- 0	0- 0				
15- 1	0- 0	2- 0	CONFERENCE	0- 0	6- 1	7- 0				
9- 0	0- 0	1- 0	HOME	0- 0	4- 0	4- 0				
6- 1	0- 0	1- 0	AWAY	0- 0	2- 1	3- 0				
0- 0	0- 0	0- 0	NEUTRAL	0- 0	0- 0	0- 0				

RPI 1-25				RPI 26-50				RPI 51-100 Team's RPI: 56				RPI 101+			
RPI	S	Opponent	Score	RPI	S	Opponent	Score	RPI	S	Opponent	Score	RPI	S	Opponent	Score
10	A	Duke	55 68	41	H	Villanova	48 60					118	A	Princeton	62 57
23	N	Texas A&M	61 63	47	A	Harvard	64 46					118	H	Princeton	52 40
25	H	Temple	53 63	47	H	Harvard	63 43					118	H	Princeton	57 48
												122	H	Saint Joseph's	53 57
												132	A	Cornell	61 55
												132	H	Cornell	47 34
												136	A	Yale	48 61
												136	H	Yale	66 55
												154	A	Brown	71 68
												154	H	Brown	86 60
												154	H	Brown	71 60
												156	A	CSUN	47 36
												171	H	La Salle	56 58
												189	A	UC Riverside	71 55
												198	A	Columbia	64 54
												198	H	Columbia	68 59
												213	H	Binghamton	48 61
												222	A	Dartmouth	60 47
												222	H	Dartmouth	68 38
												232	A	Richmond	47 44
												299	A	Lafayette	64 47
												302	A	Rhode Island	75 43
												341	A	Wagner	63 39
LAST 12 Division I GAMES:															
		23 N Texas A&M	61 63			198 H Columbia	68 59								
		118 H Princeton	57 48			132 H Cornell	47 34								
		154 H Brown	71 60			136 A Yale	48 61								
		118 H Princeton	52 40			154 A Brown	71 68								
		47 A Harvard	64 46			132 A Cornell	61 55								
		222 A Dartmouth	60 47			198 A Columbia	64 54								

Non-Div I Games: Stevens 89 43

Penn

Average RPI Win:	160	WON-LOST	WINNING	LAST 10	STRENGTH OF	OPP. STRENGTH	TEAM	ADJ.	CONF.	ADJ CONF.
Average RPI Loss:	69	RECORD	PCT. RANK	GAMES	SCHEDULE	OF SCHEDULE	RPI	RPI	RPI	RPI
DIV. I ONLY	21- 11	83	7- 3	121	64	82	82	5	5	
DIV. I NON-CONF.	12- 3	35	2- 1	226	115	85	85	5	5	
TOTALS	RPI 1-25	RPI 26-50	W-L RECORDS	RPI 51-100	RPI 101-150	RPI 150+				
21- 11	1- 2	2- 4	OVERALL	4- 4	2- 0	12- 1				
16- 2	1- 0	2- 1	HOME	3- 1	2- 0	8- 0				
4- 7	0- 2	0- 3	AWAY	1- 1	0- 0	3- 1				
1- 2	0- 0	0- 0	NEUTRAL	0- 2	0- 0	1- 0				
12- 3	1- 0	0- 0	NON-CONFERENCE	1- 3	2- 0	8- 0				
9- 1	1- 0	0- 0	HOME	1- 1	2- 0	5- 0				
2- 1	0- 0	0- 0	AWAY	0- 1	0- 0	2- 0				
1- 1	0- 0	0- 0	NEUTRAL	0- 1	0- 0	1- 0				
9- 8	0- 2	2- 4	CONFERENCE	3- 1	0- 0	4- 1				
7- 1	0- 0	2- 1	HOME	2- 0	0- 0	3- 0				
2- 6	0- 2	0- 3	AWAY	1- 0	0- 0	1- 1				
0- 1	0- 0	0- 0	NEUTRAL	0- 1	0- 0	0- 0				

RPI	S	Opponent	Score	RPI	S	Opponent	Score	RPI	S	Opponent	Score	RPI	S	Opponent	Score
15	A	Maryland	83 89	34	H	Michigan	76 75	66	H	Iowa	71 58	115	H	Fordham	70 51
18	H	Tennessee	70 56	43	A	Michigan St.	64 73	68	A	Northwestern	74 58	148	H	Iona	80 67
19	A	Ohio St.	72 87	46	A	Purdue	51 64	72	H	Minnesota	77 66	159	H	Pittsburgh	91 62
				46	H	Purdue	79 73	72	N	Minnesota	64 70	170	A	Boston College	60 56
				49	A	Indiana	66 72	76	N	Georgetown	54 68	185	H	American	70 65
				49	H	Indiana	70 89	77	H	Virginia Tech	55 64	192	H	Nebraska	86 69
								79	H	Ohio	74 65	207	H	Wisconsin	76 46
								88	A	Drexel	60 83	208	A	Illinois	80 62
												208	H	Illinois	82 66
												221	A	Rutgers	45 61
												242	H	Akron	84 71
												244	H	Marshall	82 80
												257	N	Georgia St.	69 42
												316	A	Holy Cross	84 48
												326	H	Saint Peter's	106 50
LAST 12 Division I GAMES:															
77	H	Virginia Tech	55 64	208	A	Illinois	80 62								
115	H	Fordham	70 51	46	H	Purdue	79 73								
79	H	Ohio	74 65	72	H	Minnesota	77 66								
72	N	Minnesota	64 70	68	A	Northwestern	74 58								
34	H	Michigan	76 75	19	A	Ohio St.	72 87								
43	A	Michigan St.	64 73	208	H	Illinois	82 66								

Non-Div I Games:

Penn St.

■ Loss,
■ Non-Conf, S Site,
■ Home
■ Away
N Neutral

Pepperdine

Through Games Of April 2, 2017

Average RPI Win:	216	WON-LOST	WINNING	LAST 10	STRENGTH OF	OPP. STRENGTH	TEAM	ADJ.	CONF.	ADJ CONF.
Average RPI Loss:	183	RECORD	PCT. RANK	GAMES	SCHEDULE	OF SCHEDULE	RPI	RPI	RPI	RPI
DIV. I ONLY	7- 23	311	2- 8	252	219	314	314	15	15	
DIV. I NON-CONF.	2- 9	293	0- 0	261	334	317	317	13	13	
TOTALS	RPI 1-25	RPI 26-50	W-L RECORDS	RPI 51-100	RPI 101-150	RPI 150+				
7- 23	0- 1	0- 0	OVERALL	1- 1	1- 8	5- 13				
5- 9	0- 1	0- 0	HOME	1- 0	1- 4	3- 4				
2- 13	0- 0	0- 0	AWAY	0- 1	0- 4	2- 8				
0- 1	0- 0	0- 0	NEUTRAL	0- 0	0- 0	0- 1				
2- 9	0- 1	0- 0	NON-CONFERENCE	0- 0	0- 3	2- 5				
1- 4	0- 1	0- 0	HOME	0- 0	0- 2	1- 1				
1- 5	0- 0	0- 0	AWAY	0- 0	0- 1	1- 4				
0- 0	0- 0	0- 0	NEUTRAL	0- 0	0- 0	0- 0				
5- 14	0- 0	0- 0	CONFERENCE	1- 1	1- 5	3- 8				
4- 5	0- 0	0- 0	HOME	1- 0	1- 2	2- 3				
1- 8	0- 0	0- 0	AWAY	0- 1	0- 3	1- 4				
0- 1	0- 0	0- 0	NEUTRAL	0- 0	0- 0	0- 1				

RPI	S	Opponent	Score	RPI	S	Opponent	Score	RPI	S	Opponent	Score	RPI	S	Opponent	Score	Team's RPI: 314
10	H	Duke	65 99					67	A	Gonzaga	61 83	102	H	Long Beach St.	41 44	
								67	H	Gonzaga	79 69	110	A	BYU	49 88	
												110	H	BYU	47 73	
												114	A	Saint Mary's (CA)	57 84	
												114	H	Saint Mary's (CA)	60 81	
												116	H	UNLV	61 68	
												133	A	New Mexico St.	66 75	
												143	A	San Francisco	78 84	
												143	H	San Francisco	81 59	
												163	A	Santa Clara	40 61	
												163	H	Santa Clara	48 69	
												201	A	UC Santa Barbara	57 66	
												205	A	Loyola Marymount	60 72	
												205	H	Loyola Marymount	78 87	
												224	A	San Diego	55 42	
												224	H	San Diego	57 40	
												245	A	Pacific	79 80	
												245	H	Pacific	59 58	
												245	N	Pacific	55 73	
												261	H	CSU Bakersfield	62 57	
												272	A	Cal Poly	52 62	
												277	A	Portland	55 75	
												277	H	Portland	61 71	
												284	H	Nevada	60 69	
												312	A	Denver	67 75	
												332	A	Utah Valley	65 72	
LAST 12 Division I GAMES:																
245	N	Pacific	55 73	110	A	BYU	49 88									
143	A	San Francisco	78 84	245	A	Pacific	79 80									
114	A	Saint Mary's (CA)	57 84	143	H	San Francisco	81 59									
205	H	Loyola Marymount	78 87	67	A	Gonzaga	61 83									
163	H	Santa Clara	48 69	277	A	Portland	55 75									
224	H	San Diego	57 40	114	H	Saint Mary's (CA)	60 81									

Non-Div I Games:

Pepperdine

Loss, Non-Conf, S Site, H Home A Away N Neutral

RPI	S	Opponent	Score
346	A	Cal St. Fullerton	69 58

P
e
p
p
e
r
d
i
n
e

P
e
p
p
e
r
d
i
n
e

Pepperdine

Average RPI Win:	215	WON-LOST	WINNING	LAST 10	STRENGTH OF	OPP. STRENGTH	TEAM	ADJ.	CONF.	ADJ CONF.
Average RPI Loss:	53	RECORD	PCT. RANK	GAMES	SCHEDULE	OF SCHEDULE	RPI	RPI	RPI	RPI
DIV. I ONLY	12- 17	222	1- 9	64	57	159	159	3	3	
DIV. I NON-CONF.	8- 4	85	0- 0	266	291	189	189	4	4	
TOTALS	RPI 1-25	RPI 26-50	W-L RECORDS	RPI 51-100	RPI 101-150	RPI 150+				
12- 17	0- 6	0- 5	OVERALL	2- 2	2- 4	8- 0				
10- 6	0- 2	0- 2	HOME	2- 0	2- 2	6- 0				
0- 10	0- 4	0- 3	AWAY	0- 2	0- 1	0- 0				
2- 1	0- 0	0- 0	NEUTRAL	0- 0	0- 1	2- 0				
8- 4	0- 0	0- 1	NON-CONFERENCE	0- 1	1- 2	7- 0				
6- 2	0- 0	0- 1	HOME	0- 0	1- 1	5- 0				
0- 2	0- 0	0- 0	AWAY	0- 1	0- 1	0- 0				
2- 0	0- 0	0- 0	NEUTRAL	0- 0	0- 0	2- 0				
4- 13	0- 6	0- 4	CONFERENCE	2- 1	1- 2	1- 0				
4- 4	0- 2	0- 1	HOME	2- 0	1- 1	1- 0				
0- 8	0- 4	0- 3	AWAY	0- 1	0- 0	0- 0				
0- 1	0- 0	0- 0	NEUTRAL	0- 0	0- 1	0- 0				

RPI 1-25				RPI 26-50				RPI 51-100				RPI 101+ Team's RPI: 159			
RPI	S	Opponent	Score	RPI	S	Opponent	Score	RPI	S	Opponent	Score	RPI	S	Opponent	Score
3	A	Notre Dame	54 86	31	A	Syracuse	65 93	51	H	Virginia	62 54	108	H	Clemson	46 54
10	A	Duke	48 62	31	H	Syracuse	57 73	77	H	Virginia Tech	72 64	120	H	Charlotte	63 70
11	A	Florida St.	48 79	36	A	North Carolina St.	42 55	82	A	Penn St.	62 91	121	H	North Carolina	68 48
12	A	Louisville	52 73	45	A	Georgia Tech	57 71	91	A	Wake Forest	48 57	121	N	North Carolina	60 72
12	H	Louisville	48 63	46	H	Purdue	61 67					127	A	Duquesne	54 63
17	H	Miami (FL)	50 82									132	H	Cornell	56 44
												170	H	Boston College	56 43
												243	H	Bryant	76 60
												269	H	Loyola Maryland	74 44
												283	N	McNeese	71 65
												288	H	Mt. St. Mary's	89 54
												300	N	UTEP	71 46
												317	H	Youngstown St.	63 50
												328	H	Loyola Chicago	59 35
LAST 12 Division I GAMES:															
				121	N	North Carolina	60 72	108	H	Clemson	46 54				
				31	H	Syracuse	57 73	91	A	Wake Forest	48 57				
				11	A	Florida St.	48 79	31	A	Syracuse	65 93				
				45	A	Georgia Tech	57 71	12	H	Louisville	48 63				
				77	H	Virginia Tech	72 64	36	A	North Carolina St.	42 55				
				10	A	Duke	48 62	51	H	Virginia	62 54				

Average RPI Win:	258	WON-LOST	WINNING	LAST 10	STRENGTH OF	OPP. STRENGTH	TEAM	ADJ.	CONF.	ADJ CONF.
Average RPI Loss:	131	RECORD	PCT. RANK	GAMES	SCHEDULE	OF SCHEDULE	RPI	RPI	RPI	RPI
DIV. I ONLY	5- 24	324	2- 7	105	134	277	277	15	15	
DIV. I NON-CONF.	1- 9	323	0- 0	25	54	227	227	13	13	
TOTALS	RPI 1-25	RPI 26-50	W-L RECORDS	RPI 51-100	RPI 101-150	RPI 150+				
5- 24	0- 3	0- 0	OVERALL	0- 6	0- 6	5- 9				
3- 9	0- 1	0- 0	HOME	0- 2	0- 3	3- 3				
2- 13	0- 2	0- 0	AWAY	0- 3	0- 3	2- 5				
0- 2	0- 0	0- 0	NEUTRAL	0- 1	0- 0	0- 1				
1- 9	0- 3	0- 0	NON-CONFERENCE	0- 4	0- 0	1- 2				
1- 2	0- 1	0- 0	HOME	0- 1	0- 0	1- 0				
0- 6	0- 2	0- 0	AWAY	0- 2	0- 0	0- 2				
0- 1	0- 0	0- 0	NEUTRAL	0- 1	0- 0	0- 0				
4- 15	0- 0	0- 0	CONFERENCE	0- 2	0- 6	4- 7				
2- 7	0- 0	0- 0	HOME	0- 1	0- 3	2- 3				
2- 7	0- 0	0- 0	AWAY	0- 1	0- 3	2- 3				
0- 1	0- 0	0- 0	NEUTRAL	0- 0	0- 0	0- 1				

RPI 1-25				RPI 26-50				RPI 51-100				RPI 101+ Team's RPI: 277			
RPI	S	Opponent	Score	RPI	S	Opponent	Score	RPI	S	Opponent	Score	RPI	S	Opponent	Score
6	A	Oregon St.	45 62					53	A	Boise St.	60 74	110	A	BYU	60 73
9	H	Washington	53 83					59	H	Montana St.	66 70	110	H	BYU	38 77
24	A	Oregon	41 81					67	A	Gonzaga	55 67	114	A	Saint Mary's (CA)	76 92
								67	H	Gonzaga	50 85	114	H	Saint Mary's (CA)	65 75
								73	A	UC Davis	52 66	143	A	San Francisco	71 83
								89	N	Southern California	54 67	143	H	San Francisco	56 75
												163	A	Santa Clara	56 68
												163	H	Santa Clara	44 56
												205	A	Loyola Marymount	54 69
												205	H	Loyola Marymount	71 56
												212	H	Portland St.	79 68
												224	A	San Diego	40 57
												224	H	San Diego	54 72
												224	N	San Diego	47 74
												237	A	Weber St.	37 76
												245	A	Pacific	78 71
												245	H	Pacific	74 84
												284	A	Nevada	59 72
												314	A	Pepperdine	71 61
												314	H	Pepperdine	75 55
LAST 12 Division I GAMES:															
224	N	San Diego	47 74	114	H	Saint Mary's (CA)	65 75								
224	H	San Diego	54 72	110	H	BYU	38 77								
110	A	BYU	60 73	163	A	Santa Clara	56 68								
143	A	San Francisco	71 83	224	A	San Diego	40 57								
245	A	Pacific	78 71	314	H	Pepperdine	75 55								
205	H	Loyola Marymount	71 56	67	H	Gonzaga	50 85								

Non-Div I Games: Alas. Anchorage 66 57

Portland

■ Loss,
 ■ Non-Conf,
 ■ S Site,
 ■ Home
 ■ A Away
 N Neutral

Average RPI Win:	258	WON-LOST	WINNING	LAST 10	STRENGTH OF	OPP. STRENGTH	TEAM	ADJ.	CONF.	ADJ CONF.
Average RPI Loss:	147	RECORD	PCT. RANK	GAMES	SCHEDULE	OF SCHEDULE	RPI	RPI	RPI	RPI
DIV. I ONLY	15- 17	188	6- 4	290	199	212	212	20	20	
DIV. I NON-CONF.	5- 6	183	0- 0	322	128	225	225	19	19	
TOTALS	RPI 1-25	RPI 26-50	W-L RECORDS	RPI 51-100	RPI 101-150	RPI 150+				
15- 17	0- 2	0- 0	OVERALL	1- 2	2- 6	12- 7				
7- 4	0- 0	0- 0	HOME	1- 0	1- 3	5- 1				
4- 10	0- 0	0- 0	AWAY	0- 0	0- 0	4- 1				
4- 3	0- 2	0- 0	NEUTRAL	0- 0	1- 0	3- 1				
5- 6	0- 2	0- 0	NON-CONFERENCE	0- 1	0- 1	5- 2				
2- 0	0- 0	0- 0	HOME	0- 0	0- 0	2- 0				
1- 4	0- 0	0- 0	AWAY	0- 1	0- 1	1- 2				
2- 2	0- 2	0- 0	NEUTRAL	0- 0	0- 0	2- 0				
10- 11	0- 0	0- 0	CONFERENCE	1- 1	2- 5	7- 5				
5- 4	0- 0	0- 0	HOME	1- 0	1- 3	3- 1				
3- 6	0- 0	0- 0	AWAY	0- 1	0- 2	3- 3				
2- 1	0- 0	0- 0	NEUTRAL	0- 0	1- 0	1- 1				

RPI 1-25			RPI 26-50			RPI 51-100			RPI 101+ Team's RPI: 212		
RPI	S	Opponent	Score	RPI	S	Opponent	Score	RPI	S	Opponent	Score
20	N	Oklahoma	60 74					123	A	Arizona	52 75
24	N	Oregon	46 90					128	A	Northern Colo.	62 91
								128	H	Northern Colo.	50 57
								129	A	North Dakota	61 65
								129	H	North Dakota	81 67
								129	N	North Dakota	65 62
								137	H	Eastern Wash.	62 68
								141	H	Idaho	66 72
								153	A	Idaho St.	47 53
								153	N	Idaho St.	50 54
								156	A	CSUN	72 99
								211	A	Seattle U	79 71
								237	A	Weber St.	75 85
								273	N	Kennesaw St.	71 61
								277	A	Portland	68 79
								286	A	Sacramento St.	88 86
								286	H	Sacramento St.	68 77
								289	A	Southern Utah	64 82
								289	H	Southern Utah	81 74
								292	A	Northern Ariz.	74 73
								292	H	Northern Ariz.	56 55
								292	N	Northern Ariz.	88 76
								294	N	Northern Ky.	77 54
								325	A	Montana	64 44
								325	H	Montana	68 45
								327	H	UC Irvine	79 73
LAST 12 Division I GAMES:											
				153	N	Idaho St.	50 54	289	A	Southern Utah	64 82
				129	N	North Dakota	65 62	325	H	Montana	68 45
				292	N	Northern Ariz.	88 76	59	H	Montana St.	69 65
				129	H	North Dakota	81 67	237	A	Weber St.	75 85
				128	H	Northern Colo.	50 57	153	A	Idaho St.	47 53
				292	A	Northern Ariz.	74 73	137	H	Eastern Wash.	62 68

Non-Div I Games: Pacific Union 93 61

Portland St.

Loss, Non-Conf, S Site, H Home A Away N Neutral

Portland St.

Average RPI Win:	276	WON-LOST	WINNING	LAST 10	STRENGTH OF	OPP. STRENGTH	TEAM	ADJ.	CONF.	ADJ CONF.
Average RPI Loss:	181	RECORD	PCT. RANK	GAMES	SCHEDULE	OF SCHEDULE	RPI	RPI	RPI	RPI
DIV. I ONLY	13- 18	219	5- 5	295	323	266	266	30	30	
DIV. I NON-CONF.	5- 7	204	0- 0	132	201	171	171	30	30	
TOTALS	RPI 1-25	RPI 26-50	W-L RECORDS	RPI 51-100	RPI 101-150	RPI 150+				
13- 18	0- 2	0- 0	OVERALL	0- 2	0- 2	13- 12				
11- 2	0- 0	0- 0	HOME	0- 0	0- 0	11- 2				
1- 16	0- 0	0- 0	AWAY	0- 0	0- 0	1- 2				
1- 0	0- 0	0- 0	NEUTRAL	0- 0	0- 0	1- 0				
5- 7	0- 2	0- 0	NON-CONFERENCE	0- 2	0- 2	5- 1				
4- 0	0- 0	0- 0	HOME	0- 0	0- 0	4- 0				
0- 7	0- 2	0- 0	AWAY	0- 2	0- 2	0- 1				
1- 0	0- 0	0- 0	NEUTRAL	0- 0	0- 0	1- 0				
8- 11	0- 0	0- 0	CONFERENCE	0- 0	0- 0	8- 11				
7- 2	0- 0	0- 0	HOME	0- 0	0- 0	7- 2				
1- 9	0- 0	0- 0	AWAY	0- 0	0- 0	1- 9				
0- 0	0- 0	0- 0	NEUTRAL	0- 0	0- 0	0- 0				

RPI 1-25				RPI 26-50				RPI 51-100				RPI 101+ Team's RPI: 266			
RPI	S	Opponent	Score	RPI	S	Opponent	Score	RPI	S	Opponent	Score	RPI	S	Opponent	Score
16	A	DePaul	62 94					95	A	SMU	54 61	111	A	Texas Tech	43 85
23	A	Texas A&M	62 90					98	A	SFA	64 88	142	A	Rice	57 68
												158	A	Texas Southern	51 73
												158	A	Texas Southern	45 65
												158	H	Texas Southern	62 70
												173	H	Bethune-Cookman	66 64
												180	H	Texas St.	64 60
												193	A	Grambling	55 60
												193	H	Grambling	51 49
												209	A	Alabama St.	61 74
												209	H	Alabama St.	61 75
												215	A	UTRGV	74 82
												230	A	Southern U.	72 86
												230	H	Southern U.	70 63
												244	N	Marshall	78 68
												287	A	Ark.-Pine Bluff	47 64
												287	H	Ark.-Pine Bluff	62 57
												298	H	Nicholls St.	69 67
												303	A	Alcorn	55 62
												303	H	Alcorn	69 60
												311	A	Mississippi Val.	55 64
												311	H	Mississippi Val.	96 65
												333	A	Jackson St.	60 74
												333	H	Jackson St.	73 63
												340	H	Sam Houston St.	75 65
												349	A	Alabama A&M	63 50
LAST 12 Division I GAMES:															
158	A	Texas Southern	45 65	311	H	Mississippi Val.	96 65								
303	H	Alcorn	69 60	193	A	Grambling	55 60								
230	H	Southern U.	70 63	333	A	Jackson St.	60 74								
209	A	Alabama St.	61 74	158	A	Texas Southern	51 73								
349	A	Alabama A&M	63 50	209	H	Alabama St.	61 75								
287	H	Ark.-Pine Bluff	62 57	349	H	Alabama A&M	71 47								

Non-Div I Games:

Prairie View

Loss, Non-Conf, S Site, H Home A Away N Neutral

RPI	S	Opponent	Score
349	H	Alabama A&M	71 47

P
r
a
i
r
i
e
V
i
e
w

P
r
a
i
r
i
e
V
i
e
w

Prairie View

Presbyterian

Through Games Of April 2, 2017

Average RPI Win:	274	WON-LOST	WINNING	LAST 10	STRENGTH OF	OPP. STRENGTH	TEAM	ADJ.	CONF.	ADJ CONF.
Average RPI Loss:	164	RECORD	PCT. RANK	GAMES	SCHEDULE	OF SCHEDULE	RPI	RPI	RPI	RPI
DIV. I ONLY	13- 18	219	6- 4	217	314	226	226	28	28	
DIV. I NON-CONF.	2- 9	293	0- 0	75	231	214	214	28	28	
TOTALS	RPI 1-25	RPI 26-50	W-L RECORDS	RPI 51-100	RPI 101-150	RPI 150+				
13- 18	0- 0	0- 1	OVERALL	0- 4	1- 2	12- 11				
6- 6	0- 0	0- 0	HOME	0- 2	1- 0	5- 4				
6- 10	0- 0	0- 1	AWAY	0- 2	0- 2	6- 5				
1- 2	0- 0	0- 0	NEUTRAL	0- 0	0- 0	1- 2				
2- 9	0- 0	0- 1	NON-CONFERENCE	0- 4	0- 1	2- 3				
0- 3	0- 0	0- 0	HOME	0- 2	0- 0	0- 1				
2- 5	0- 0	0- 1	AWAY	0- 2	0- 1	2- 1				
0- 1	0- 0	0- 0	NEUTRAL	0- 0	0- 0	0- 1				
11- 9	0- 0	0- 0	CONFERENCE	0- 0	1- 1	10- 8				
6- 3	0- 0	0- 0	HOME	0- 0	1- 0	5- 3				
4- 5	0- 0	0- 0	AWAY	0- 0	0- 1	4- 4				
1- 1	0- 0	0- 0	NEUTRAL	0- 0	0- 0	1- 1				

RPI S	Opponent	Score	RPI S	Opponent	Score	RPI S	Opponent	Score	RPI S	Opponent	Score	Team's RPI: 226
49	A Indiana	37 71	58	H Belmont	58 83	120	A Charlotte	63 71				
			63	H Chattanooga	48 56	126	A Radford	50 60				
			67	A Gonzaga	39 79	126	H Radford	58 54				
			77	A Virginia Tech	36 67	158	N Texas Southern	62 74				
						172	A East Carolina	46 54				
						176	A UNCG	69 62				
						195	A UNC Asheville	52 47				
						195	H UNC Asheville	60 67				
						195	N UNC Asheville	55 56				
						200	A Campbell	42 50				
						200	H Campbell	39 49				
						235	A High Point	60 87				
						235	H High Point	64 72				
						235	N High Point	55 48				
						241	A Liberty	60 68				
						241	H Liberty	56 55				
						253	A Charleston So.	34 52				
						253	H Charleston So.	50 48				
						313	A Gardner-Webb	56 55				
						313	H Gardner-Webb	58 47				
						315	H USC Upstate	48 55				
						335	A N.C. Central	72 63				
						342	A Longwood	63 62				
						342	H Longwood	65 55				
						345	A Winthrop	78 39				
						345	H Winthrop	64 50				
LAST 12 Division I GAMES:												
			195	N UNC Asheville	55 56	126	A Radford	50 60				
			235	N High Point	55 48	313	H Gardner-Webb	58 47				
			342	A Longwood	63 62	241	H Liberty	56 55				
			345	H Winthrop	64 50	195	A UNC Asheville	52 47				
			235	H High Point	64 72	253	A Charleston So.	34 52				
			200	A Campbell	42 50	126	H Radford	58 54				

Non-Div I Games:

Presbyterian

Loss, Non-Conf, S Site, H Home A Away N Neutral

Average RPI Win:	181	WON-LOST	WINNING	LAST 10	STRENGTH OF	OPP. STRENGTH	TEAM	ADJ.	CONF.	ADJ CONF.
Average RPI Loss:	90	RECORD	PCT. RANK	GAMES	SCHEDULE	OF SCHEDULE	RPI	RPI	RPI	RPI
DIV. I ONLY	16- 14	147	5- 5	85	91	118	118	8	8	
DIV. I NON-CONF.	6- 8	200	0- 1	240	60	208	208	9	9	
TOTALS	RPI 1-25	RPI 26-50	W-L RECORDS	RPI 51-100	RPI 101-150	RPI 150+				
16- 14	0- 0	3- 4	OVERALL	0- 4	3- 4	10- 2				
8- 6	0- 0	1- 2	HOME	0- 1	1- 2	6- 1				
7- 8	0- 0	1- 2	AWAY	0- 3	2- 2	4- 1				
1- 0	0- 0	1- 0	NEUTRAL	0- 0	0- 0	0- 0				
6- 8	0- 0	0- 4	NON-CONFERENCE	0- 1	0- 3	6- 0				
4- 3	0- 0	0- 2	HOME	0- 0	0- 1	4- 0				
2- 5	0- 0	0- 2	AWAY	0- 1	0- 2	2- 0				
0- 0	0- 0	0- 0	NEUTRAL	0- 0	0- 0	0- 0				
10- 6	0- 0	3- 0	CONFERENCE	0- 3	3- 1	4- 2				
4- 3	0- 0	1- 0	HOME	0- 1	1- 1	2- 1				
5- 3	0- 0	1- 0	AWAY	0- 2	2- 0	2- 1				
1- 0	0- 0	1- 0	NEUTRAL	0- 0	0- 0	0- 0				

RPI S	Opponent	Score	RPI S	Opponent	Score	RPI S	Opponent	Score	RPI S	Opponent	Score	Team's RPI: 118
26	A Kansas St.	42 60	39	H Dayton	56 62	56	A Penn	40 52	107	H Rider	62 70	
41	H Villanova	53 59	41	H Villanova	53 59	56	A Penn	48 57	115	A Fordham	55 57	
45	A Georgia Tech	51 67	45	A Georgia Tech	51 67	56	H Penn	57 62	132	A Cornell	58 54	
47	A Harvard	64 60	47	A Harvard	64 60	70	A George Washington	45 56	132	H Cornell	44 55	
47	H Harvard	63 58	47	H Harvard	63 58				136	A Yale	69 47	
47	N Harvard	68 47	47	N Harvard	68 47				136	H Yale	74 62	
									140	A Delaware	62 66	
									154	A Brown	81 75	
									154	H Brown	88 98	
									198	A Columbia	62 52	
									198	H Columbia	78 54	
									199	H Seton Hall	94 67	
									220	A UMBC	69 58	
									221	H Rutgers	64 34	
									222	A Dartmouth	56 58	
									222	H Dartmouth	85 55	
									299	H Lafayette	65 27	
									304	A Lipscomb	71 43	
									341	H Wagner	107 44	
LAST 12 Division I GAMES:												
41	H Villanova	53 59	132	H Cornell	44 55							
56	A Penn	48 57	198	H Columbia	78 54							
47	N Harvard	68 47	154	A Brown	81 75							
56	A Penn	40 52	136	A Yale	69 47							
222	A Dartmouth	56 58	198	A Columbia	62 52							
47	A Harvard	64 60	132	A Cornell	58 54							

Non-Div I Games:

Princeton

■ Loss,
■ Non-Conf,
■ S Site,
■ H Home
■ A Away
N Neutral

Providence

Through Games Of April 2, 2017

Average RPI Win:	222	WON-LOST	WINNING	LAST 10	STRENGTH OF	OPP. STRENGTH	TEAM	ADJ.	CONF.	ADJ CONF.
Average RPI Loss:	99	RECORD	PCT. RANK	GAMES	SCHEDULE	OF SCHEDULE	RPI	RPI	RPI	RPI
DIV. I ONLY	12- 18	225	3- 7	168	85	196	196	7	7	
DIV. I NON-CONF.	8- 3	59	0- 0	322	290	123	123	6	6	
TOTALS	RPI 1-25	RPI 26-50	W-L RECORDS	RPI 51-100	RPI 101-150	RPI 150+				
12- 18	0- 4	1- 3	OVERALL	0- 4	0- 0	11- 7				
6- 6	0- 2	1- 1	HOME	0- 2	0- 0	5- 1				
4- 11	0- 2	0- 2	AWAY	0- 2	0- 0	4- 5				
2- 1	0- 0	0- 0	NEUTRAL	0- 0	0- 0	2- 1				
8- 3	0- 0	0- 0	NON-CONFERENCE	0- 0	0- 0	8- 3				
3- 0	0- 0	0- 0	HOME	0- 0	0- 0	3- 0				
3- 3	0- 0	0- 0	AWAY	0- 0	0- 0	3- 3				
2- 0	0- 0	0- 0	NEUTRAL	0- 0	0- 0	2- 0				
4- 15	0- 4	1- 3	CONFERENCE	0- 4	0- 0	3- 4				
3- 6	0- 2	1- 1	HOME	0- 2	0- 0	2- 1				
1- 8	0- 2	0- 2	AWAY	0- 2	0- 0	1- 2				
0- 1	0- 0	0- 0	NEUTRAL	0- 0	0- 0	0- 1				

RPI 1-25				RPI 26-50				RPI 51-100				RPI 101+ Team's RPI: 196			
RPI	S	Opponent	Score	RPI	S	Opponent	Score	RPI	S	Opponent	Score	RPI	S	Opponent	Score
16	A	DePaul	56 61	30	A	Marquette	74 79	62	A	St. John's (NY)	50 60	154	A	Brown	70 77
16	H	DePaul	55 64	30	H	Marquette	66 64	62	H	St. John's (NY)	47 71	170	A	Boston College	53 57
21	A	Creighton	57 88	41	A	Villanova	43 61	76	A	Georgetown	70 72	188	A	Hartford	77 65
21	H	Creighton	51 58	41	H	Villanova	59 64	76	H	Georgetown	39 71	198	A	Columbia	64 66
												199	A	Seton Hall	43 55
												199	H	Seton Hall	74 57
												199	N	Seton Hall	60 73
												203	A	Xavier	57 67
												203	H	Xavier	51 54
												213	H	Binghamton	71 58
												217	A	UNCW	65 49
												219	A	Monmouth	62 58
												243	N	Bryant	62 51
												251	N	Miami (OH)	75 59
												258	A	Butler	64 58
												258	H	Butler	68 51
												275	H	Colgate	92 85
												307	H	North Dakota St.	86 63
LAST 12 Division I GAMES:															
		199	N	Seton Hall	60	73	41	A	Villanova	43	61				
		203	A	Xavier	57	67	76	A	Georgetown	70	72				
		258	A	Butler	64	58	16	H	DePaul	55	64				
		199	H	Seton Hall	74	57	30	H	Marquette	66	64				
		62	H	St. John's (NY)	47	71	62	A	St. John's (NY)	50	60				
		21	A	Creighton	57	88	199	A	Seton Hall	43	55				

Non-Div I Games:

Providence

■ Loss,
■ Non-Conf,
■ S Site,
■ H Home
■ A Away
N Neutral

Average RPI Win:	148	WON-LOST	WINNING	LAST 10	STRENGTH OF	OPP. STRENGTH	TEAM	ADJ.	CONF.	ADJ CONF.
Average RPI Loss:	55	RECORD	PCT. RANK	GAMES	SCHEDULE	OF SCHEDULE	RPI	RPI	RPI	RPI
DIV. I ONLY	23- 13	97	8- 2	49	65	46	46	5	5	
DIV. I NON-CONF.	10- 6	110	1- 1	109	71	92	92	5	5	
TOTALS	RPI 1-25	RPI 26-50	W-L RECORDS	RPI 51-100	RPI 101-150	RPI 150+				
23- 13	1- 5	4- 3	OVERALL	5- 3	1- 1	12- 1				
10- 5	0- 2	1- 1	HOME	4- 1	0- 0	5- 1				
7- 5	0- 1	1- 1	AWAY	1- 2	1- 1	4- 0				
6- 3	1- 2	2- 1	NEUTRAL	0- 0	0- 0	3- 0				
10- 6	0- 2	1- 1	NON-CONFERENCE	1- 1	1- 1	7- 1				
5- 2	0- 0	0- 0	HOME	1- 1	0- 0	4- 1				
2- 2	0- 1	0- 0	AWAY	0- 0	1- 1	1- 0				
3- 2	0- 1	1- 1	NEUTRAL	0- 0	0- 0	2- 0				
13- 7	1- 3	3- 2	CONFERENCE	4- 2	0- 0	5- 0				
5- 3	0- 2	1- 1	HOME	3- 0	0- 0	1- 0				
5- 3	0- 0	1- 1	AWAY	1- 2	0- 0	3- 0				
3- 1	1- 1	1- 0	NEUTRAL	0- 0	0- 0	1- 0				

RPI 1-25				RPI 26-50				Team's RPI: 46				RPI 51-100				RPI 101+			
RPI	S	Opponent	Score	RPI	S	Opponent	Score	RPI	S	Opponent	Score	RPI	S	Opponent	Score	RPI	S	Opponent	Score
3	A	Notre Dame	82 88	32	N	Green Bay	74 62	54	H	Central Mich.	62 51	125	A	Ball St.	58 42				
5	N	Stanford	69 78	34	H	Michigan	62 72	66	H	Iowa	72 52	130	A	Maine	47 67				
15	H	Maryland	70 85	41	N	Villanova	44 58	68	A	Northwestern	60 76	159	A	Pittsburgh	67 61				
15	N	Maryland	64 74	43	A	Michigan St.	76 66	68	H	Northwestern	61 59	161	N	Northeastern	79 54				
19	H	Ohio St.	56 61	43	H	Michigan St.	66 54	69	H	IUPUI	62 67	178	N	Wichita St.	86 49				
19	N	Ohio St.	71 60	49	A	Indiana	60 74	72	A	Minnesota	67 54	181	H	Southern Ill.	61 64				
				49	N	Indiana	66 60	82	A	Penn St.	73 79	192	H	Nebraska	88 45				
								82	H	Penn St.	64 51	207	A	Wisconsin	79 57				
												208	A	Illinois	72 64				
												208	N	Illinois	72 58				
												221	A	Rutgers	55 42				
												275	H	Colgate	71 51				
												285	H	Eastern Mich.	77 50				
												315	H	USC Upstate	71 41				
												335	H	N.C. Central	61 27				
LAST 12 Division I GAMES:																			
3	A	Notre Dame	82 88	68	H	Northwestern	61 59												
32	N	Green Bay	74 62	72	A	Minnesota	67 54												
15	N	Maryland	64 74	66	H	Iowa	72 52												
19	N	Ohio St.	71 60	221	A	Rutgers	55 42												
49	N	Indiana	66 60	82	A	Penn St.	73 79												
208	N	Illinois	72 58	34	H	Michigan	62 72												

Non-Div I Games:

Purdue

■ Loss,
 ■ Non-Conf,
 ■ S Site,
 ■ Home
 ■ A Away
 N Neutral

Average RPI Win: 186		WON-LOST	WINNING	LAST 10	STRENGTH OF	OPP. STRENGTH	TEAM	ADJ.	CONF.	ADJ CONF.
Average RPI Loss: 87		RECORD	PCT. RANK	GAMES	SCHEDULE	OF SCHEDULE	RPI	RPI	RPI	RPI
DIV. I ONLY		29- 7	17	9- 1	77	151	29	29	18	18
DIV. I NON-CONF.		9- 4	75	2- 1	4	31	7	7	17	17
TOTALS		RPI 1-25	RPI 26-50	W-L RECORDS	RPI 51-100	RPI 101-150	RPI 150+			
29- 7	1- 3		2- 1	OVERALL	1- 0	7- 1	18- 2			
12- 1	0- 0		0- 1	HOME	1- 0	2- 0	9- 0			
11- 4	1- 0		1- 0	AWAY	0- 0	1- 0	8- 1			
6- 2	0- 2		1- 0	NEUTRAL	0- 0	4- 0	1- 0			
9- 4	1- 3		2- 1	NON-CONFERENCE	1- 0	2- 0	3- 0			
2- 1	0- 0		0- 1	HOME	1- 0	0- 0	1- 0			
4- 1	1- 1		1- 0	AWAY	0- 0	0- 0	2- 0			
3- 2	0- 2		1- 0	NEUTRAL	0- 0	2- 0	0- 0			
20- 3	0- 0		0- 0	CONFERENCE	0- 0	5- 1	15- 2			
10- 0	0- 0		0- 0	HOME	0- 0	2- 0	8- 0			
7- 3	0- 0		0- 0	AWAY	0- 0	1- 1	6- 2			
3- 0	0- 0		0- 0	NEUTRAL	0- 0	2- 0	1- 0			

RPI 1-25					
RPI	S	Opponent	Score		
2	N	South Carolina	58	100	
6	N	Oregon St.	60	75	
17	A	Miami (FL)	85	78	
25	A	Temple	68	71	

Team's RPI: 29					
RPI	S	Opponent	Score		
30	N	Marquette	68	65	
39	A	Dayton	63	60	
43	H	Michigan St.	54	71	

RPI 51-100					
RPI	S	Opponent	Score		
84	H	FGCU	66	56	

RPI 101+					
RPI	S	Opponent	Score		
102	N	Long Beach St.	63	60	
107	A	Rider	91	79	
107	H	Rider	79	53	
107	N	Rider	81	73	
133	N	New Mexico St.	49	46	
148	A	Iona	44	58	
148	H	Iona	53	45	
148	N	Iona	64	59	
161	H	Northeastern	76	59	
165	A	Fairfield	52	65	
165	H	Fairfield	60	55	
179	A	Siena	76	60	
179	H	Siena	73	47	
188	A	Hartford	82	59	
219	A	Monmouth	58	61	
219	H	Monmouth	74	54	
231	A	Marist	70	36	
231	H	Marist	79	57	
252	A	Canisius	64	53	
252	H	Canisius	62	49	
252	N	Canisius	63	58	
265	A	Niagara	71	64	
265	H	Niagara	61	45	
278	A	Manhattan	69	49	
278	H	Manhattan	81	38	
316	A	Holy Cross	78	55	

LAST 12 Division I GAMES:					
2	N	South Carolina	58	100	
17	A	Miami (FL)	85	78	
30	N	Marquette	68	65	
107	N	Rider	81	73	
148	N	Iona	64	59	
252	N	Canisius	63	58	
252	H	Canisius	62	49	
231	A	Marist	70	36	
278	A	Manhattan	69	49	
148	H	Iona	53	45	
179	A	Siena	76	60	
231	H	Marist	79	57	

Non-Div I Games:

Quinnipiac

Loss, Non-Conf, S Site, H Home A Away N Neutral

Q
u
i
n
n
i
p
i
a
c

Quinnipiac
RPI S Opponent Score

Through Games Of April 2, 2017

RPI	S	Opponent	Score	
326	A	Saint Peter's	84	51
326	H	Saint Peter's	82	47

Q
u
i
n
n
i
p
i
a
c

Quinnipiac

RPI 1-25			
RPI	S	Opponent	Score
14	A	Kentucky	36 59
RPI 26-50			
RPI	S	Opponent	Score
42	A	James Madison	59 80
RPI 51-100			
RPI	S	Opponent	Score
77	A	Virginia Tech	52 71
91	A	Wake Forest	68 60
RPI 101+			
RPI	S	Opponent	Score
176	A	UNCG	70 54
195	A	UNC Asheville	64 62
195	H	UNC Asheville	76 73
195	N	UNC Asheville	48 49
197	A	George Mason	56 70
200	A	Campbell	61 42
200	H	Campbell	49 48
216	A	Appalachian St.	57 54
226	A	Presbyterian	54 58
226	H	Presbyterian	60 50
235	A	High Point	64 74
235	H	High Point	59 56
241	A	Liberty	48 49
241	H	Liberty	76 68
253	A	Charleston So.	45 57
253	H	Charleston So.	67 59
253	N	Charleston So.	53 50
276	H	Western Caro.	67 39
279	A	Davidson	44 40
281	H	Tennessee Tech	79 46
313	A	Gardner-Webb	51 42
313	H	Gardner-Webb	67 57
313	N	Gardner-Webb	54 51
342	A	Longwood	74 34
342	H	Longwood	73 55
345	A	Winthrop	60 50

Page 267

R
a
d
f
o
r
d

RPI S Opponent Score

Through Games Of April 2, 2017

RPI	S	Opponent	Score
345	H	Winthrop	74 49

R
a
d
f
o
r
d

Radford

Rhode Island

Through Games Of April 2, 2017

Average RPI Win:	234	WON-LOST	WINNING	LAST 10	STRENGTH OF	OPP. STRENGTH	TEAM	ADJ.	CONF.	ADJ CONF.
Average RPI Loss:	154	RECORD	PCT. RANK	GAMES	SCHEDULE	OF SCHEDULE	RPI	RPI	RPI	RPI
DIV. I ONLY	6- 23	316	2- 8	199	146	302	302	12	12	
DIV. I NON-CONF.	4- 8	231	0- 0	201	174	237	237	12	12	
TOTALS	RPI 1-25	RPI 26-50	W-L RECORDS	RPI 51-100	RPI 101-150	RPI 150+				
6- 23	0- 0	0- 3	OVERALL	0- 4	1- 4	5- 12				
4- 9	0- 0	0- 1	HOME	0- 3	1- 2	3- 3				
2- 13	0- 0	0- 2	AWAY	0- 1	0- 2	2- 8				
0- 1	0- 0	0- 0	NEUTRAL	0- 0	0- 0	0- 1				
4- 8	0- 0	0- 2	NON-CONFERENCE	0- 2	0- 0	4- 4				
2- 3	0- 0	0- 1	HOME	0- 1	0- 0	2- 1				
2- 4	0- 0	0- 1	AWAY	0- 1	0- 0	2- 2				
0- 1	0- 0	0- 0	NEUTRAL	0- 0	0- 0	0- 1				
2- 15	0- 0	0- 1	CONFERENCE	0- 2	1- 4	1- 8				
2- 6	0- 0	0- 0	HOME	0- 2	1- 2	1- 2				
0- 9	0- 0	0- 1	AWAY	0- 0	0- 2	0- 6				
0- 0	0- 0	0- 0	NEUTRAL	0- 0	0- 0	0- 0				

RPI S	Opponent	Score	RPI S	Opponent	Score	RPI S	Opponent	Score	RPI S	Opponent	Score	Team's RPI: 302
31	A Syracuse	49 95	55	A Toledo	50 65	115	H Fordham	69 74				
39	A Dayton	51 81	56	H Penn	43 75	122	A Saint Joseph's	51 77				
43	H Michigan St.	48 85	70	H George Washington	44 72	122	H Saint Joseph's	49 75				
			93	H Saint Louis	50 68	127	H Duquesne	71 69				
						149	A VCU	57 68				
						154	A Brown	65 76				
						165	A Fairfield	72 65				
						171	A La Salle	51 70				
						171	H La Salle	49 58				
						191	A Kansas	36 72				
						197	A George Mason	51 60				
						222	H Dartmouth	52 62				
						227	H Samford	78 63				
						231	H Marist	82 61				
						232	A Richmond	51 67				
						232	H Richmond	53 58				
						243	N Bryant	56 62				
						248	A St. Bonaventure	69 78				
						279	A Davidson	64 74				
						310	A Massachusetts	67 68				
						310	H Massachusetts	53 50				
						343	A UMass Lowell	64 57				
LAST 12 Division I GAMES:												
122	A Saint Joseph's	51 77	232	A Richmond	51 67							
310	H Massachusetts	53 50	171	H La Salle	49 58							
127	H Duquesne	71 69	39	A Dayton	51 81							
197	A George Mason	51 60	122	H Saint Joseph's	49 75							
279	A Davidson	64 74	93	H Saint Louis	50 68							
70	H George Washington	44 72	149	A VCU	57 68							

Non-Div I Games:

Rhode Island

■ Loss,
 ■ Non-Conf,
 ■ S Site,
 ■ H Home
 ■ A Away
 N Neutral

Average RPI Win: 234	WON-LOST	WINNING	LAST 10	STRENGTH OF	OPP. STRENGTH	TEAM	ADJ.	CONF.	ADJ CONF.
Average RPI Loss: 113	RECORD	PCT. RANK	GAMES	SCHEDULE	OF SCHEDULE	RPI	RPI	RPI	RPI
DIV. I ONLY	21- 13	109	6- 4	194	208	142	142	14	14
DIV. I NON-CONF.	12- 2	17	4- 0	269	335	76	76	15	15
TOTALS	RPI 1-25	RPI 26-50	W-L RECORDS	RPI 51-100	RPI 101-150	RPI 150+			
21- 13	0- 0	0- 2	OVERALL	0- 3	4- 6	17- 2			
12- 5	0- 0	0- 1	HOME	0- 0	3- 3	9- 1			
8- 7	0- 0	0- 1	AWAY	0- 2	1- 3	7- 1			
1- 1	0- 0	0- 0	NEUTRAL	0- 1	0- 0	1- 0			
12- 2	0- 0	0- 1	NON-CONFERENCE	0- 1	2- 0	10- 0			
8- 0	0- 0	0- 0	HOME	0- 0	2- 0	6- 0			
4- 2	0- 0	0- 1	AWAY	0- 1	0- 0	4- 0			
0- 0	0- 0	0- 0	NEUTRAL	0- 0	0- 0	0- 0			
9- 11	0- 0	0- 1	CONFERENCE	0- 2	2- 6	7- 2			
4- 5	0- 0	0- 1	HOME	0- 0	1- 3	3- 1			
4- 5	0- 0	0- 0	AWAY	0- 1	1- 3	3- 1			
1- 1	0- 0	0- 0	NEUTRAL	0- 1	0- 0	1- 0			

RPI S	Opponent	Score	RPI S	Opponent	Score	RPI S	Opponent	Score	RPI S	Opponent	Score	Team's RPI: 142
38	H Western Ky.	75 80	75	A Middle Tenn.	61 71	105	A Southern Miss.	60 79				
40	A LSU	55 66	75	N Middle Tenn.	59 61	105	H Southern Miss.	76 68				
			92	A Oklahoma St.	51 65	120	A Charlotte	55 52				
						120	H Charlotte	51 69				
						134	A Old Dominion	66 81				
						134	H Old Dominion	47 59				
						138	H Lamar University	73 72				
						139	A Louisiana Tech	51 62				
						139	H Louisiana Tech	67 70				
						141	H Idaho	86 80				
						158	A Texas Southern	52 49				
						176	H UNCG	74 62				
						184	A North Texas	51 49				
						184	H North Texas	69 77				
						186	A UTSA	66 61				
						186	N UTSA	75 63				
						190	A UAB	61 62				
						215	H UTRGV	73 63				
						240	H Grand Canyon	64 50				
						244	H Marshall	84 74				
						266	H Prairie View	68 57				
						268	H A&M-Corpus Christi	70 36				
						300	A UTEP	80 76				
						309	H FIU	74 55				
						331	A La.-Monroe	93 50				
						334	A Incarnate Word	60 43				
LAST 12 Division I GAMES:												
176	H UNCG	74 62	38	H Western Ky.	75 80							
141	H Idaho	86 80	244	H Marshall	84 74							
215	H UTRGV	73 63	139	A Louisiana Tech	51 62							
138	H Lamar University	73 72	105	A Southern Miss.	60 79							
75	N Middle Tenn.	59 61	300	A UTEP	80 76							
186	N UTSA	75 63	186	A UTSA	66 61							

Non-Div I Games: Huston-Tillotson 96 62

Rice

■ Loss,
 ■ Non-Conf, S Site,
 ■ Home
 ■ Away
 N Neutral

R
i
c
e

Rice
RPI S Opponent Score

Through Games Of April 2, 2017

RPI	S	Opponent	Score	
337	H	Fla. Atlantic	89	55
338	A	Houston Baptist	79	53
340	H	Sam Houston St.	77	51

R
i
c
e

Rice

Average RPI Win:	266	WON-LOST	WINNING	LAST 10	STRENGTH OF	OPP. STRENGTH	TEAM	ADJ.	CONF.	ADJ CONF.
Average RPI Loss:	129	RECORD	PCT. RANK	GAMES	SCHEDULE	OF SCHEDULE	RPI	RPI	RPI	RPI
DIV. I ONLY	13- 17	210	4- 6	266	172	232	232	12	12	
DIV. I NON-CONF.	6- 7	177	0- 0	273	284	242	242	12	12	
TOTALS	RPI 1-25	RPI 26-50	W-L RECORDS	RPI 51-100	RPI 101-150	RPI 150+				
13- 17	0- 0	0- 1	OVERALL	0- 4	1- 7	12- 5				
6- 8	0- 0	0- 0	HOME	0- 3	1- 1	5- 4				
5- 8	0- 0	0- 1	AWAY	0- 1	0- 6	5- 0				
2- 1	0- 0	0- 0	NEUTRAL	0- 0	0- 0	2- 1				
6- 7	0- 0	0- 0	NON-CONFERENCE	0- 2	0- 2	6- 3				
2- 4	0- 0	0- 0	HOME	0- 2	0- 0	2- 2				
2- 2	0- 0	0- 0	AWAY	0- 0	0- 2	2- 0				
2- 1	0- 0	0- 0	NEUTRAL	0- 0	0- 0	2- 1				
7- 10	0- 0	0- 1	CONFERENCE	0- 2	1- 5	6- 2				
4- 4	0- 0	0- 0	HOME	0- 1	1- 1	3- 2				
3- 6	0- 0	0- 1	AWAY	0- 1	0- 4	3- 0				
0- 0	0- 0	0- 0	NEUTRAL	0- 0	0- 0	0- 0				

RPI 1-25				RPI 26-50				RPI 51-100				RPI 101+				Team's RPI: 232	
RPI	S	Opponent	Score	RPI	S	Opponent	Score	RPI	S	Opponent	Score	RPI	S	Opponent	Score		
				39	A	Dayton	39 55	51	H	Virginia	56 63	115	A	Fordham	41 67		
								56	H	Penn	44 47	122	H	Saint Joseph's	70 52		
								70	H	George Washington	44 63	124	A	William & Mary	39 67		
								93	A	Saint Louis	66 73	127	A	Duquesne	61 73		
												147	A	Hampton	45 72		
												149	A	VCU	64 72		
												149	A	VCU	55 62		
												149	H	VCU	55 57		
												171	H	La Salle	58 63		
												172	H	East Carolina	60 71		
												183	N	Cleveland St.	65 69		
												197	A	George Mason	70 58		
												197	H	George Mason	50 54		
												198	H	Columbia	58 65		
												216	H	Appalachian St.	55 46		
												241	N	Liberty	63 54		
												248	H	St. Bonaventure	61 54		
												250	A	Furman	54 48		
												279	A	Davidson	61 52		
												302	A	Rhode Island	58 53		
												302	H	Rhode Island	67 51		
												310	H	Massachusetts	56 45		
												324	N	Florida A&M	64 51		
												329	H	Morgan St.	54 37		
												337	A	Fla. Atlantic	77 67		
LAST 12 Division I GAMES:																	
				149	A	VCU	64 72					302	H	Rhode Island	67 51		
				70	H	George Washington	44 63					149	H	VCU	55 57		
				93	A	Saint Louis	66 73					279	A	Davidson	61 52		
				310	H	Massachusetts	56 45					127	A	Duquesne	61 73		
				197	A	George Mason	70 58					197	H	George Mason	50 54		
				39	A	Dayton	39 55					171	H	La Salle	58 63		

Non-Div I Games:

Richmond

■ Loss,
 ■ Non-Conf,
 ■ S Site,
 ■ H Home
 ■ A Away
 N Neutral

Average RPI Win: 234	WON-LOST	WINNING	LAST 10	STRENGTH OF	OPP. STRENGTH	TEAM	ADJ.	CONF.	ADJ CONF.
Average RPI Loss: 115	RECORD	PCT. RANK	GAMES	SCHEDULE	OF SCHEDULE	RPI	RPI	RPI	RPI
DIV. I ONLY	24- 9	42	7- 3	263	198	107	107	18	18
DIV. I NON-CONF.	6- 4	118	0- 1	314	200	166	166	17	17
TOTALS	RPI 1-25	RPI 26-50	W-L RECORDS	RPI 51-100	RPI 101-150	RPI 150+			
24- 9	0- 0	0- 3	OVERALL	0- 2	3- 0	21- 4			
11- 2	0- 0	0- 1	HOME	0- 0	1- 0	10- 1			
11- 5	0- 0	0- 1	AWAY	0- 2	2- 0	9- 2			
2- 2	0- 0	0- 1	NEUTRAL	0- 0	0- 0	2- 1			
6- 4	0- 0	0- 0	NON-CONFERENCE	0- 2	1- 0	5- 2			
3- 0	0- 0	0- 0	HOME	0- 0	0- 0	3- 0			
3- 3	0- 0	0- 0	AWAY	0- 2	1- 0	2- 1			
0- 1	0- 0	0- 0	NEUTRAL	0- 0	0- 0	0- 1			
18- 5	0- 0	0- 3	CONFERENCE	0- 0	2- 0	16- 2			
8- 2	0- 0	0- 1	HOME	0- 0	1- 0	7- 1			
8- 2	0- 0	0- 1	AWAY	0- 0	1- 0	7- 1			
2- 1	0- 0	0- 1	NEUTRAL	0- 0	0- 0	2- 0			

RPI S	Opponent	Score	RPI S	Opponent	Score	RPI S	Opponent	Score	RPI S	Opponent	Score	Team's RPI: 107
29	A Quinnipiac	53 79	29	H Quinnipiac	79 91	77	A Virginia Tech	62 76	118	A Princeton	70 62	
29	H Quinnipiac	79 91	29	N Quinnipiac	73 81	94	A UCF	30 49	148	A Iona	52 36	
									148	H Iona	85 65	
									165	A Fairfield	49 53	
									165	H Fairfield	67 68	
									165	N Fairfield	49 36	
									171	H La Salle	74 61	
									179	A Siena	62 61	
									179	H Siena	72 70	
									199	A Seton Hall	81 89	
									214	A Towson	79 75	
									219	A Monmouth	71 69	
									219	H Monmouth	75 63	
									219	N Monmouth	67 51	
									231	A Marist	69 56	
									231	H Marist	65 46	
									248	N St. Bonaventure	47 60	
									252	A Canisius	71 70	
									252	H Canisius	61 50	
									265	A Niagara	78 58	
									265	H Niagara	62 41	
									278	A Manhattan	53 36	
									278	H Manhattan	73 64	
									299	H Lafayette	76 58	
									306	A Lehigh	75 68	
									323	H St. Francis Brooklyn	77 60	
LAST 12 Division I GAMES:												
29	N Quinnipiac	73 81	219	H Monmouth	75 63							
77	A Virginia Tech	62 76	231	H Marist	65 46							
165	N Fairfield	49 36	252	H Canisius	61 50							
219	N Monmouth	67 51	148	A Iona	52 36							
165	A Fairfield	49 53	179	H Siena	72 70							
265	H Niagara	62 41	219	A Monmouth	71 69							

Non-Div I Games:

Rider

R
i
d
e
r

Rider
RPI S Opponent Score

Through Games Of April 2, 2017

RPI	S	Opponent	Score	
326	A	Saint Peter's	56	43
326	H	Saint Peter's	47	46

R
i
d
e
r

Rider

Average RPI Win:	288	WON-LOST	WINNING	LAST 10	STRENGTH OF	OPP. STRENGTH	TEAM	ADJ.	CONF.	ADJ CONF.
Average RPI Loss:	178	RECORD	PCT. RANK	GAMES	SCHEDULE	OF SCHEDULE	RPI	RPI	RPI	RPI
DIV. I ONLY	21- 11	83	8- 2	321	329	169	169	31	31	
DIV. I NON-CONF.	4- 7	221	0- 1	187	150	187	187	32	32	
TOTALS	RPI 1-25	RPI 26-50	W-L RECORDS	RPI 51-100	RPI 101-150	RPI 150+				
21- 11	0- 1	0- 0	OVERALL	1- 1	0- 3	20- 6				
11- 3	0- 0	0- 0	HOME	0- 0	0- 0	11- 3				
10- 7	0- 1	0- 0	AWAY	1- 1	0- 2	9- 3				
0- 1	0- 0	0- 0	NEUTRAL	0- 0	0- 1	0- 0				
4- 7	0- 1	0- 0	NON-CONFERENCE	1- 1	0- 3	3- 2				
1- 1	0- 0	0- 0	HOME	0- 0	0- 0	1- 1				
3- 5	0- 1	0- 0	AWAY	1- 1	0- 2	2- 1				
0- 1	0- 0	0- 0	NEUTRAL	0- 0	0- 1	0- 0				
17- 4	0- 0	0- 0	CONFERENCE	0- 0	0- 0	17- 4				
10- 2	0- 0	0- 0	HOME	0- 0	0- 0	10- 2				
7- 2	0- 0	0- 0	AWAY	0- 0	0- 0	7- 2				
0- 0	0- 0	0- 0	NEUTRAL	0- 0	0- 0	0- 0				

RPI 1-25				RPI 26-50				RPI 51-100				RPI 101+ Team's RPI: 169			
RPI	S	Opponent	Score	RPI	S	Opponent	Score	RPI	S	Opponent	Score	RPI	S	Opponent	Score
3	A	Notre Dame	49 79					66	A	Iowa	60 81	112	A	Vanderbilt	59 75
								99	A	Kent St.	68 65	117	N	Stetson	60 68
												140	A	Delaware	65 67
												202	A	Sacred Heart	59 69
												202	H	Sacred Heart	66 56
												219	H	Monmouth	56 69
												225	H	Howard	59 42
												228	A	Saint Francis (PA)	70 68
												228	H	Saint Francis (PA)	55 70
												243	A	Bryant	59 62
												243	H	Bryant	65 52
												243	H	Bryant	62 46
												288	A	Mt. St. Mary's	50 44
												288	H	Mt. St. Mary's	70 58
												299	A	Lafayette	62 51
												301	A	Central Conn. St.	62 39
												301	H	Central Conn. St.	55 46
												301	H	Central Conn. St.	70 62
												309	A	FIU	57 59
												323	A	St. Francis Brooklyn	61 54
												323	H	St. Francis Brooklyn	49 56
												329	A	Morgan St.	58 44
												336	A	LIU Brooklyn	64 54
												336	H	LIU Brooklyn	83 42
												339	A	Fairleigh Dickinson	66 64
												339	H	Fairleigh Dickinson	68 35
LAST 12 Division I GAMES:															
3	A	Notre Dame	49 79	243	A	Bryant	59 62	301	A	Central Conn. St.	62 39	336	A	LIU Brooklyn	64 54
243	H	Bryant	65 52	288	H	Mt. St. Mary's	70 58	341	H	Wagner	74 41	339	A	Fairleigh Dickinson	66 64
301	H	Central Conn. St.	70 62	336	A	LIU Brooklyn	64 54	323	A	St. Francis Brooklyn	61 54	339	H	Fairleigh Dickinson	68 35
339	H	Fairleigh Dickinson	68 35												
339	H	Fairleigh Dickinson	62 48												
202	H	Sacred Heart	66 56												

Non-Div I Games: Point Park 69 52

Robert Morris

■ Loss,
 ■ Non-Conf,
 ■ S Site,
 ■ Home
 ■ A Away
 N Neutral

RPI	S	Opponent	Score	
339	H	Fairleigh Dickinson	62	48
341	A	Wagner	82	63
341	H	Wagner	74	41

Robert Morris

Average RPI Win:	139	WON-LOST	WINNING	LAST 10	STRENGTH OF	OPP. STRENGTH	TEAM	ADJ.	CONF.	ADJ CONF.
Average RPI Loss:	83	RECORD	PCT. RANK	GAMES	SCHEDULE	OF SCHEDULE	RPI	RPI	RPI	RPI
DIV. I ONLY	6- 24	320	0- 10	45	53	221	221	5	5	
DIV. I NON-CONF.	3- 10	279	0- 0	20	46	191	191	5	5	
TOTALS	RPI 1-25	RPI 26-50	W-L RECORDS	RPI 51-100	RPI 101-150	RPI 150+				
6- 24	0- 4	1- 5	OVERALL	2- 9	0- 1	3- 5				
6- 9	0- 3	1- 3	HOME	2- 3	0- 0	3- 0				
0- 14	0- 1	0- 2	AWAY	0- 6	0- 1	0- 4				
0- 1	0- 0	0- 0	NEUTRAL	0- 0	0- 0	0- 1				
3- 10	0- 2	0- 2	NON-CONFERENCE	1- 4	0- 1	2- 1				
3- 4	0- 2	0- 1	HOME	1- 1	0- 0	2- 0				
0- 6	0- 0	0- 1	AWAY	0- 3	0- 1	0- 1				
0- 0	0- 0	0- 0	NEUTRAL	0- 0	0- 0	0- 0				
3- 14	0- 2	1- 3	CONFERENCE	1- 5	0- 0	1- 4				
3- 5	0- 1	1- 2	HOME	1- 2	0- 0	1- 0				
0- 8	0- 1	0- 1	AWAY	0- 3	0- 0	0- 3				
0- 1	0- 0	0- 0	NEUTRAL	0- 0	0- 0	0- 1				

RPI	S	Opponent	Score	RPI	S	Opponent	Score	RPI	S	Opponent	Score	RPI	S	Opponent	Score	Team's RPI: 221
10	H	Duke	32 68	27	A	Elon	54 66	51	A	Virginia	54 62	118	A	Princeton	34 64	
15	A	Maryland	71 80	34	A	Michigan	50 63	57	H	Bucknell	57 53	175	A	Houston	51 53	
19	H	Ohio St.	45 73	42	H	James Madison	76 82	62	A	St. John's (NY)	39 65	192	A	Nebraska	58 62	
25	H	Temple	37 48	43	H	Michigan St.	62 58	63	H	Chattanooga	53 66	199	H	Seton Hall	53 45	
				46	H	Purdue	42 55	66	A	Iowa	57 71	207	A	Wisconsin	41 53	
				49	H	Indiana	52 63	66	H	Iowa	59 71	207	H	Wisconsin	68 52	
								68	A	Northwestern	38 60	207	N	Wisconsin	55 61	
								68	H	Northwestern	37 55	208	A	Illinois	41 78	
								72	A	Minnesota	46 80	243	H	Bryant	50 42	
								82	H	Penn St.	61 45					
								91	A	Wake Forest	43 55					
LAST 12 Division I GAMES:																
207	N	Wisconsin	55 61	49	H	Indiana	52 63									
19	H	Ohio St.	45 73	66	A	Iowa	57 71									
68	A	Northwestern	38 60	68	H	Northwestern	37 55									
207	A	Wisconsin	41 53	15	A	Maryland	71 80									
46	H	Purdue	42 55	66	H	Iowa	59 71									
72	A	Minnesota	46 80	43	H	Michigan St.	62 58									

Non-Div I Games:

Rutgers

■ Loss,
■ Non-Conf,
■ S Site,
■ H Home
■ A Away
N Neutral

SFA				Through Games Of April 2, 2017						
Average RPI Win:	254	WON-LOST	WINNING	LAST 10	STRENGTH OF	OPP. STRENGTH	TEAM	ADJ.	CONF.	ADJ CONF.
Average RPI Loss:	121	RECORD	PCT. RANK	GAMES	SCHEDULE	OF SCHEDULE	RPI	RPI	RPI	RPI
DIV. I ONLY	22- 8	41	6- 4	222	309	98	98	27	27	
DIV. I NON-CONF.	6- 3	85	0- 1	173	259	69	69	27	27	
TOTALS	RPI 1-25	RPI 26-50	W-L RECORDS	RPI 51-100	RPI 101-150	RPI 150+				
22- 8	0- 1	0- 0	OVERALL	1- 4	4- 1	17- 2				
9- 2	0- 0	0- 0	HOME	0- 1	1- 1	8- 0				
11- 5	0- 1	0- 0	AWAY	1- 2	2- 0	8- 2				
2- 1	0- 0	0- 0	NEUTRAL	0- 1	1- 0	1- 0				
6- 3	0- 1	0- 0	NON-CONFERENCE	1- 1	1- 0	4- 1				
2- 0	0- 0	0- 0	HOME	0- 0	0- 0	2- 0				
4- 3	0- 1	0- 0	AWAY	1- 1	1- 0	2- 1				
0- 0	0- 0	0- 0	NEUTRAL	0- 0	0- 0	0- 0				
16- 5	0- 0	0- 0	CONFERENCE	0- 3	3- 1	13- 1				
7- 2	0- 0	0- 0	HOME	0- 1	1- 1	6- 0				
7- 2	0- 0	0- 0	AWAY	0- 1	1- 0	6- 1				
2- 1	0- 0	0- 0	NEUTRAL	0- 1	1- 0	1- 0				

RPI 1-25				RPI 26-50				RPI 51-100 Team's RPI: 98				RPI 101+			
RPI	S	Opponent	Score	RPI	S	Opponent	Score	RPI	S	Opponent	Score	RPI	S	Opponent	Score
23	A	Texas A&M	48 63					80	A	South Dakota	74 80	103	A	Abilene Christian	70 61
								81	A	Central Ark.	58 70	103	H	Abilene Christian	73 80
								81	H	Central Ark.	63 67	138	H	Lamar University	74 66
								81	N	Central Ark.	35 60	138	N	Lamar University	62 48
								97	A	UT Arlington	65 60	139	A	Louisiana Tech	60 58
												197	A	George Mason	77 76
												215	A	UTRGV	54 62
												238	A	New Orleans	71 67
												238	H	New Orleans	88 61
												266	H	Prairie View	88 64
												268	H	A&M-Corpus Christi	64 56
												283	A	McNeese	96 65
												283	N	McNeese	77 63
												290	A	Coppin St.	72 57
												298	A	Nicholls St.	82 77
												298	H	Nicholls St.	80 55
												305	A	Northwestern St.	72 76
												305	H	Northwestern St.	80 67
												325	H	Montana	54 46
												330	A	Southeastern La.	92 62
												334	A	Incarinate Word	94 75
												338	H	Houston Baptist	86 49
												340	A	Sam Houston St.	83 65
												340	H	Sam Houston St.	64 49
LAST 12 Division I GAMES:															
215	A	UTRGV	54 62	81	A	Central Ark.	58 70								
81	N	Central Ark.	35 60	238	A	New Orleans	71 67								
138	N	Lamar University	62 48	330	A	Southeastern La.	92 62								
283	N	McNeese	77 63	103	H	Abilene Christian	73 80								
340	H	Sam Houston St.	64 49	138	H	Lamar University	74 66								
305	H	Northwestern St.	80 67	298	A	Nicholls St.	82 77								

Non-Div I Games: Okla. Panhandle 77 43 Tex. Permian Basin 89 70 LSU-Shreveport 93 56

SFA

Loss, Non-Conf, S Site, H Home A Away N Neutral

Average RPI Win: 269	WON-LOST	WINNING	LAST 10	STRENGTH OF	OPP. STRENGTH	TEAM	ADJ.	CONF.	ADJ CONF.
Average RPI Loss: 152	RECORD	PCT. RANK	GAMES	SCHEDULE	OF SCHEDULE	RPI	RPI	RPI	RPI
DIV. I ONLY	13- 17	210	6- 4	179	280	210	210	26	26
DIV. I NON-CONF.	3- 9	274	0- 0	48	228	204	204	26	26
TOTALS	RPI 1-25	RPI 26-50	W-L RECORDS	RPI 51-100	RPI 101-150	RPI 150+			
13- 17	0- 1	0- 1	OVERALL	0- 5	0- 2	13- 8			
8- 3	0- 0	0- 0	HOME	0- 1	0- 0	8- 2			
3- 10	0- 1	0- 1	AWAY	0- 3	0- 1	3- 4			
2- 4	0- 0	0- 0	NEUTRAL	0- 1	0- 1	2- 2			
3- 9	0- 1	0- 1	NON-CONFERENCE	0- 4	0- 2	3- 1			
2- 1	0- 0	0- 0	HOME	0- 1	0- 0	2- 0			
0- 5	0- 1	0- 1	AWAY	0- 2	0- 1	0- 0			
1- 3	0- 0	0- 0	NEUTRAL	0- 1	0- 1	1- 1			
10- 8	0- 0	0- 0	CONFERENCE	0- 1	0- 0	10- 7			
6- 2	0- 0	0- 0	HOME	0- 0	0- 0	6- 2			
3- 5	0- 0	0- 0	AWAY	0- 1	0- 0	3- 4			
1- 1	0- 0	0- 0	NEUTRAL	0- 0	0- 0	1- 1			

RPI 1-25				RPI 26-50				RPI 51-100				RPI 101+ Team's RPI: 210			
RPI	S	Opponent	Score	RPI	S	Opponent	Score	RPI	S	Opponent	Score	RPI	S	Opponent	Score
22	A	Missouri	60 72	44	A	South Dakota St.	49 82	58	A	Belmont	67 94	112	N	Vanderbilt	63 73
								61	H	Western Ill.	74 76	117	A	Stetson	68 78
								80	N	South Dakota	68 75	173	N	Bethune-Cookman	78 83
								86	A	Northern Ill.	78 97	177	A	Morehead St.	66 69
								93	A	Saint Louis	49 90	181	H	Southern Ill.	60 59
												223	A	UT Martin	70 68
												223	H	UT Martin	72 82
												249	H	Jacksonville St.	69 62
												255	H	Tennessee St.	73 52
												263	A	Austin Peay	62 85
												263	H	Austin Peay	76 69
												264	A	Murray St.	85 76
												264	H	Murray St.	77 84
												267	A	Southeast Mo. St.	74 78
												267	H	Southeast Mo. St.	70 69
												271	A	Eastern Ky.	63 75
												271	N	Eastern Ky.	58 61
												281	H	Tennessee Tech	60 49
												281	N	Tennessee Tech	77 69
												297	A	Eastern Ill.	75 59
												297	H	Eastern Ill.	68 52
												308	H	Illinois St.	92 80
												332	N	Utah Valley	71 64
LAST 12 Division I GAMES:															
				271	N	Eastern Ky.	58 61	267	A	Southeast Mo. St.	74 78				
				281	N	Tennessee Tech	77 69	249	H	Jacksonville St.	69 62				
				297	H	Eastern Ill.	68 52	58	A	Belmont	67 94				
				264	A	Murray St.	85 76	297	A	Eastern Ill.	75 59				
				263	H	Austin Peay	76 69	255	H	Tennessee St.	73 52				
				223	H	UT Martin	72 82	223	A	UT Martin	70 68				

Non-Div I Games: Mo.-St. Louis 59 49

SIUE

■ Loss,
 ■ Non-Conf,
 ■ S Site,
 ■ Home
 ■ A Away
 N Neutral

Average RPI Win:	163	WON-LOST	WINNING	LAST 10	STRENGTH OF	OPP. STRENGTH	TEAM	ADJ.	CONF.	ADJ CONF.
Average RPI Loss:	82	RECORD	PCT. RANK	GAMES	SCHEDULE	OF SCHEDULE	RPI	RPI	RPI	RPI
DIV. I ONLY	19- 15	134	6- 4	74	70	95	95	6	6	
DIV. I NON-CONF.	11- 5	82	2- 1	113	84	66	66	7	7	
TOTALS	RPI 1-25	RPI 26-50	W-L RECORDS	RPI 51-100	RPI 101-150	RPI 150+				
19- 15	1- 4	0- 3	OVERALL	1- 3	3- 1	14- 4				
13- 3	1- 1	0- 1	HOME	1- 1	3- 0	8- 0				
3- 10	0- 2	0- 1	AWAY	0- 2	0- 1	3- 4				
3- 2	0- 1	0- 1	NEUTRAL	0- 0	0- 0	3- 0				
11- 5	1- 1	0- 1	NON-CONFERENCE	0- 1	2- 0	8- 2				
8- 0	1- 0	0- 0	HOME	0- 0	2- 0	5- 0				
1- 4	0- 0	0- 1	AWAY	0- 1	0- 0	1- 2				
2- 1	0- 1	0- 0	NEUTRAL	0- 0	0- 0	2- 0				
8- 10	0- 3	0- 2	CONFERENCE	1- 2	1- 1	6- 2				
5- 3	0- 1	0- 1	HOME	1- 1	1- 0	3- 0				
2- 6	0- 2	0- 0	AWAY	0- 1	0- 1	2- 2				
1- 1	0- 0	0- 1	NEUTRAL	0- 0	0- 0	1- 0				

RPI S Opponent	Score	RPI S Opponent	Score	RPI S Opponent	Score	RPI S Opponent	Score
1 A UConn	41 83	35 H South Fla.	51 52	74 H Tulane	59 71	103 H Abilene Christian	59 52
1 H UConn	48 88	35 N South Fla.	55 62	83 A Colorado	50 67	139 H Louisiana Tech	75 70
4 N Mississippi St.	42 91	49 A Indiana	44 64	94 A UCF	37 63	150 A Tulsa	59 66
23 H Texas A&M	54 53			94 H UCF	63 58	150 H Tulsa	62 41
25 A Temple	52 66					157 A New Mexico	49 64
						158 H Texas Southern	61 36
						166 A TCU	67 76
						168 A Memphis	60 39
						168 H Memphis	53 44
						170 N Boston College	72 64
						172 A East Carolina	57 58
						172 N East Carolina	60 54
						175 A Houston	66 45
						175 H Houston	74 45
						180 H Texas St.	64 56
						182 A Cincinnati	65 67
						182 H Cincinnati	64 47
						184 H North Texas	65 51
						191 A Kansas	75 63
						193 N Grambling	56 36
						211 H Seattle U	77 43
						266 H Prairie View	61 54

LAST 12 Division I GAMES:

49 A Indiana	44 64	94 A UCF	37 63
103 H Abilene Christian	59 52	168 A Memphis	60 39
139 H Louisiana Tech	75 70	150 H Tulsa	62 41
35 N South Fla.	55 62	25 A Temple	52 66
172 N East Carolina	60 54	1 A UConn	41 83
175 H Houston	74 45	94 H UCF	63 58

Non-Div I Games:

SMU

Loss, Non-Conf, S Site, H Home A Away N Neutral

Sacramento St.

Through Games Of April 2, 2017

Average RPI Win:	280	WON-LOST	WINNING	LAST 10	STRENGTH OF	OPP. STRENGTH	TEAM	ADJ.	CONF.	ADJ CONF.
Average RPI Loss:	156	RECORD	PCT. RANK	GAMES	SCHEDULE	OF SCHEDULE	RPI	RPI	RPI	RPI
DIV. I ONLY	9- 20	273	2- 8	254	244	286	286	20	20	
DIV. I NON-CONF.	3- 7	250	0- 0	252	244	295	295	19	19	
TOTALS	RPI 1-25	RPI 26-50	W-L RECORDS	RPI 51-100	RPI 101-150	RPI 150+				
9- 20	0- 0	0- 1	OVERALL	0- 4	0- 8	9- 7				
5- 9	0- 0	0- 0	HOME	0- 3	0- 4	5- 2				
4- 8	0- 0	0- 1	AWAY	0- 1	0- 3	4- 3				
0- 3	0- 0	0- 0	NEUTRAL	0- 0	0- 1	0- 2				
3- 7	0- 0	0- 1	NON-CONFERENCE	0- 2	0- 2	3- 2				
2- 3	0- 0	0- 0	HOME	0- 2	0- 0	2- 1				
1- 2	0- 0	0- 1	AWAY	0- 0	0- 1	1- 0				
0- 2	0- 0	0- 0	NEUTRAL	0- 0	0- 1	0- 1				
6- 13	0- 0	0- 0	CONFERENCE	0- 2	0- 6	6- 5				
3- 6	0- 0	0- 0	HOME	0- 1	0- 4	3- 1				
3- 6	0- 0	0- 0	AWAY	0- 1	0- 2	3- 3				
0- 1	0- 0	0- 0	NEUTRAL	0- 0	0- 0	0- 1				

RPI 1-25			RPI 26-50			RPI 51-100			RPI 101+ Team's RPI: 286		
RPI	S	Opponent	Score	RPI	S	Opponent	Score	RPI	S	Opponent	Score
				48	A	California	73 97	59	A	Montana St.	80 84
								59	H	Montana St.	82 104
								73	H	UC Davis	78 110
								89	H	Southern California	95 111
								128	A	Northern Colo.	88 95
								128	H	Northern Colo.	74 102
								129	A	North Dakota	71 94
								129	H	North Dakota	78 92
								133	N	New Mexico St.	73 99
								137	H	Eastern Wash.	65 72
								141	H	Idaho	58 72
								143	A	San Francisco	80 91
								153	A	Idaho St.	60 79
								187	H	Hofstra	97 85
								212	A	Portland St.	77 68
								212	H	Portland St.	86 88
								237	A	Weber St.	60 66
								237	N	Weber St.	97 98
								272	H	Cal Poly	97 96
								284	H	Nevada	95 99
								289	A	Southern Utah	110 104
								289	H	Southern Utah	81 69
								292	A	Northern Ariz.	88 91
								292	H	Northern Ariz.	82 76
								317	N	Youngstown St.	94 102
								325	A	Montana	73 60
								325	H	Montana	99 69
								327	A	UC Irvine	78 70
LAST 12 Division I GAMES:											
				237	N	Weber St.	97 98	325	H	Montana	99 69
				128	H	Northern Colo.	74 102	153	A	Idaho St.	60 79
				129	H	North Dakota	78 92	237	A	Weber St.	60 66
				289	A	Southern Utah	110 104	141	H	Idaho	58 72
				292	A	Northern Ariz.	88 91	137	H	Eastern Wash.	65 72
				59	H	Montana St.	82 104	212	A	Portland St.	77 68

Non-Div I Games: Stanislaus St. 102 72

Sacramento St.

■ Loss,
 ■ Non-Conf, S Site,
 ■ Home
 ■ Away
 N Neutral

Sacred Heart

Through Games Of April 2, 2017

Average RPI Win:	276	WON-LOST	WINNING	LAST 10	STRENGTH OF	OPP. STRENGTH	TEAM	ADJ.	CONF.	ADJ CONF.
Average RPI Loss:	187	RECORD	PCT. RANK	GAMES	SCHEDULE	OF SCHEDULE	RPI	RPI	RPI	RPI
DIV. I ONLY	17- 15	152	5- 5	276	333	202	202	31	31	
DIV. I NON-CONF.	3- 9	274	0- 1	81	221	199	199	32	32	
TOTALS	RPI 1-25	RPI 26-50	W-L RECORDS	RPI 51-100	RPI 101-150	RPI 150+				
17- 15	0- 0	0- 1	OVERALL	0- 3	0- 1	17- 10				
11- 4	0- 0	0- 1	HOME	0- 0	0- 0	11- 3				
6- 11	0- 0	0- 0	AWAY	0- 3	0- 1	6- 7				
0- 0	0- 0	0- 0	NEUTRAL	0- 0	0- 0	0- 0				
3- 9	0- 0	0- 1	NON-CONFERENCE	0- 3	0- 1	3- 4				
1- 3	0- 0	0- 1	HOME	0- 0	0- 0	1- 2				
2- 6	0- 0	0- 0	AWAY	0- 3	0- 1	2- 2				
0- 0	0- 0	0- 0	NEUTRAL	0- 0	0- 0	0- 0				
14- 6	0- 0	0- 0	CONFERENCE	0- 0	0- 0	14- 6				
10- 1	0- 0	0- 0	HOME	0- 0	0- 0	10- 1				
4- 5	0- 0	0- 0	AWAY	0- 0	0- 0	4- 5				
0- 0	0- 0	0- 0	NEUTRAL	0- 0	0- 0	0- 0				

RPI S	Opponent	Score	RPI S	Opponent	Score	RPI S	Opponent	Score	RPI S	Opponent	Score	Team's RPI: 202
47	H Harvard	60 68	62	A St. John's (NY)	43 72	106	A Buffalo	55 76				
			71	A Iowa St.	56 76	154	H Brown	66 80				
			90	A New Hampshire	43 71	165	A Fairfield	56 44				
						169	A Robert Morris	56 66				
						169	H Robert Morris	69 59				
						179	H Siena	62 58				
						188	A Hartford	64 81				
						213	A Binghamton	77 69				
						219	H Monmouth	54 65				
						228	A Saint Francis (PA)	69 83				
						228	H Saint Francis (PA)	73 63				
						243	A Bryant	65 53				
						243	H Bryant	66 59				
						243	H Bryant	68 75				
						288	A Mt. St. Mary's	59 61				
						288	H Mt. St. Mary's	49 45				
						301	A Central Conn. St.	50 67				
						301	H Central Conn. St.	82 61				
						306	A Lehigh	62 68				
						323	A St. Francis Brooklyn	81 74				
						323	H St. Francis Brooklyn	61 58				
						323	H St. Francis Brooklyn	90 69				
						336	A LIU Brooklyn	51 41				
						336	H LIU Brooklyn	66 48				
						339	A Fairleigh Dickinson	56 58				
						339	H Fairleigh Dickinson	68 60				
LAST 12 Division I GAMES:												
62	A St. John's (NY)	43 72	336	A LIU Brooklyn	51 41							
243	H Bryant	68 75	323	H St. Francis Brooklyn	61 58							
323	H St. Francis Brooklyn	90 69	301	H Central Conn. St.	82 61							
228	A Saint Francis (PA)	69 83	339	A Fairleigh Dickinson	56 58							
169	A Robert Morris	56 66	243	H Bryant	66 59							
339	H Fairleigh Dickinson	68 60	288	A Mt. St. Mary's	59 61							

Non-Div I Games:

Sacred Heart

■ Loss,
 ■ Non-Conf,
 ■ S Site,
 ■ H Home
 ■ A Away
 N Neutral

RPI	S	Opponent	Score	
341	A	Wagner	70	56
341	H	Wagner	62	52

Sacred Heart

Average RPI Win:	280	WON-LOST	WINNING	LAST 10	STRENGTH OF	OPP. STRENGTH	TEAM	ADJ.	CONF.	ADJ CONF.
Average RPI Loss:	208	RECORD	PCT. RANK	GAMES	SCHEDULE	OF SCHEDULE	RPI	RPI	RPI	RPI
DIV. I ONLY	17- 15	152	5- 5	314	340	228	228	31	31	
DIV. I NON-CONF.	4- 9	246	1- 1	172	311	231	231	32	32	
TOTALS	RPI 1-25	RPI 26-50	W-L RECORDS	RPI 51-100	RPI 101-150	RPI 150+				
17- 15	0- 0	0- 2	OVERALL	0- 0	0- 3	17- 10				
7- 7	0- 0	0- 0	HOME	0- 0	0- 2	7- 5				
10- 6	0- 0	0- 2	AWAY	0- 0	0- 1	10- 3				
0- 2	0- 0	0- 0	NEUTRAL	0- 0	0- 0	0- 2				
4- 9	0- 0	0- 2	NON-CONFERENCE	0- 0	0- 3	4- 4				
1- 3	0- 0	0- 0	HOME	0- 0	0- 2	1- 1				
3- 4	0- 0	0- 2	AWAY	0- 0	0- 1	3- 1				
0- 2	0- 0	0- 0	NEUTRAL	0- 0	0- 0	0- 2				
13- 6	0- 0	0- 0	CONFERENCE	0- 0	0- 0	13- 6				
6- 4	0- 0	0- 0	HOME	0- 0	0- 0	6- 4				
7- 2	0- 0	0- 0	AWAY	0- 0	0- 0	7- 2				
0- 0	0- 0	0- 0	NEUTRAL	0- 0	0- 0	0- 0				

RPI 1-25				RPI 26-50				RPI 51-100				RPI 101+				Team's RPI:		228
RPI	S	Opponent	Score	RPI	S	Opponent	Score	RPI	S	Opponent	Score	RPI	S	Opponent	Score			
				30	A	Marquette	91 104					124	A	William & Mary	60 73			
				35	A	South Fla.	80 129					132	H	Cornell	72 78			
												144	H	Milwaukee	57 67			
												169	A	Robert Morris	70 55			
												169	H	Robert Morris	68 70			
												198	H	Columbia	77 84			
												200	A	Campbell	79 68			
												202	A	Sacred Heart	63 73			
												202	H	Sacred Heart	83 69			
												207	A	Wisconsin	103 100			
												243	A	Bryant	70 85			
												243	H	Bryant	79 67			
												252	H	Canisius	95 74			
												256	A	Coastal Caro.	70 59			
												259	N	UMES	82 90			
												288	A	Mt. St. Mary's	97 88			
												288	H	Mt. St. Mary's	58 66			
												301	A	Central Conn. St.	72 70			
												301	H	Central Conn. St.	57 65			
												301	H	Central Conn. St.	87 81			
												317	A	Youngstown St.	68 69			
												323	A	St. Francis Brooklyn	75 59			
												323	H	St. Francis Brooklyn	79 62			
												333	N	Jackson St.	84 88			
												336	A	LIU Brooklyn	74 30			
												336	H	LIU Brooklyn	66 52			
				LAST 12 Division I GAMES:														
				144	H	Milwaukee	57 67	243	A	Bryant	70 85							
				200	A	Campbell	79 68	341	H	Wagner	71 87							
				301	H	Central Conn. St.	57 65	288	H	Mt. St. Mary's	58 66							
				202	H	Sacred Heart	83 69	323	A	St. Francis Brooklyn	75 59							
				339	H	Fairleigh Dickinson	73 64	336	A	LIU Brooklyn	74 30							
				301	A	Central Conn. St.	72 70	169	H	Robert Morris	68 70							

Non-Div I Games:

Saint Francis (PA)

Loss, Non-Conf, S Site, H Home A Away N Neutral

S
a
i
n
t
F
r
a
n
c
i
s
(
P
A
)

RPI S Saint Francis (PA) Score

Through Games Of April 2, 2017

RPI	S	Opponent	Score
339	A	Fairleigh Dickinson	82 79
339	H	Fairleigh Dickinson	73 64
341	A	Wagner	67 46
341	H	Wagner	71 87

S
a
i
n
t
F
r
a
n
c
i
s
(
P
A
)

Saint Francis (PA)

Saint Joseph's

Through Games Of April 2, 2017

Average RPI Win:	195	WON-LOST	WINNING	LAST 10	STRENGTH OF	OPP. STRENGTH	TEAM	ADJ.	CONF.	ADJ CONF.
Average RPI Loss:	92	RECORD	PCT. RANK	GAMES	SCHEDULE	OF SCHEDULE	RPI	RPI	RPI	RPI
DIV. I ONLY	17- 15	152	7- 3	72	125	122	122	12	12	
DIV. I NON-CONF.	3- 10	279	0- 1	26	108	177	177	12	12	
TOTALS	RPI 1-25	RPI 26-50	W-L RECORDS	RPI 51-100	RPI 101-150	RPI 150+				
17- 15	0- 1	0- 3	OVERALL	2- 5	4- 4	11- 2				
10- 6	0- 1	0- 2	HOME	0- 2	3- 0	7- 1				
6- 7	0- 0	0- 0	AWAY	2- 1	1- 1	3- 0				
1- 2	0- 0	0- 0	NEUTRAL	0- 0	0- 2	1- 0				
3- 10	0- 1	0- 2	NON-CONFERENCE	1- 4	0- 2	2- 1				
1- 6	0- 1	0- 2	HOME	0- 2	0- 0	1- 1				
2- 3	0- 0	0- 0	AWAY	1- 2	0- 1	1- 0				
0- 1	0- 0	0- 0	NEUTRAL	0- 0	0- 1	0- 0				
14- 5	0- 0	0- 1	CONFERENCE	1- 1	4- 2	9- 1				
9- 0	0- 0	0- 0	HOME	0- 0	3- 0	6- 0				
4- 4	0- 0	0- 1	AWAY	1- 1	1- 1	2- 1				
1- 1	0- 0	0- 0	NEUTRAL	0- 0	0- 1	1- 0				

RPI	S	Opponent	Score	RPI	S	Opponent	Score	RPI	S	Opponent	Score	RPI	S	Opponent	Score	Team's RPI: 122
25	H	Temple	70 86	39	A	Dayton	59 64	51	H	Virginia	56 62	110	N	BYU	56 71	
				41	H	Villanova	54 62	54	A	Central Mich.	71 73	115	A	Fordham	39 44	
				42	H	James Madison	72 85	56	A	Penn	57 53	115	H	Fordham	47 44	
								57	H	Bucknell	61 64	127	H	Duquesne	60 58	
								70	A	George Washington	44 53	127	N	Duquesne	63 78	
								88	A	Drexel	49 60	148	A	Iona	57 58	
								93	A	Saint Louis	66 63	149	A	VCU	80 70	
												149	H	VCU	64 58	
												157	A	New Mexico	79 67	
												171	A	La Salle	75 55	
												171	H	La Salle	67 58	
												171	N	La Salle	66 48	
												187	H	Hofstra	64 75	
												197	H	George Mason	57 53	
												232	A	Richmond	52 70	
												248	H	St. Bonaventure	70 53	
												279	H	Davidson	69 54	
												302	A	Rhode Island	75 49	
												302	H	Rhode Island	77 51	
												310	H	Massachusetts	81 50	
												321	H	NJIT	75 36	
LAST 12 Division I GAMES:																
				51	H	Virginia	56 62	149	A	VCU	80 70					
				127	N	Duquesne	63 78	171	H	La Salle	67 58					
				171	N	La Salle	66 48	115	A	Fordham	39 44					
				302	H	Rhode Island	77 51	93	A	Saint Louis	66 63					
				197	H	George Mason	57 53	127	H	Duquesne	60 58					
				279	H	Davidson	69 54	248	H	St. Bonaventure	70 53					

Non-Div I Games:

Saint Joseph's

■ Loss,
 ■ Non-Conf,
 ■ S Site,
 ■ H Home
 ■ A Away
 N Neutral

Saint Louis

Through Games Of April 2, 2017

Average RPI Win:	208	WON-LOST	WINNING	LAST 10	STRENGTH OF	OPP. STRENGTH	TEAM	ADJ.	CONF.	ADJ CONF.
Average RPI Loss:	97	RECORD	PCT. RANK	GAMES	SCHEDULE	OF SCHEDULE	RPI	RPI	RPI	RPI
DIV. I ONLY	25- 9	37	7- 3	219	117	93	93	12	12	
DIV. I NON-CONF.	11- 4	55	1- 1	276	172	109	109	12	12	
TOTALS	RPI 1-25	RPI 26-50	W-L RECORDS	RPI 51-100	RPI 101-150	RPI 150+				
25- 9	1- 0	0- 4	OVERALL	3- 1	4- 3	17- 1				
13- 3	1- 0	0- 1	HOME	3- 0	2- 1	7- 1				
11- 5	0- 0	0- 2	AWAY	0- 1	1- 2	10- 0				
1- 1	0- 0	0- 1	NEUTRAL	0- 0	1- 0	0- 0				
11- 4	1- 0	0- 1	NON-CONFERENCE	2- 1	0- 1	8- 1				
6- 1	1- 0	0- 0	HOME	2- 0	0- 0	3- 1				
5- 3	0- 0	0- 1	AWAY	0- 1	0- 1	5- 0				
0- 0	0- 0	0- 0	NEUTRAL	0- 0	0- 0	0- 0				
14- 5	0- 0	0- 3	CONFERENCE	1- 0	4- 2	9- 0				
7- 2	0- 0	0- 1	HOME	1- 0	2- 1	4- 0				
6- 2	0- 0	0- 1	AWAY	0- 0	1- 1	5- 0				
1- 1	0- 0	0- 1	NEUTRAL	0- 0	1- 0	0- 0				

RPI 1-25				RPI 26-50				RPI 51-100 Team's RPI: 93				RPI 101+			
RPI	S	Opponent	Score	RPI	S	Opponent	Score	RPI	S	Opponent	Score	RPI	S	Opponent	Score
22	H	Missouri	72 61	39	A	Dayton	62 68	52	A	Little Rock	43 56	115	H	Fordham	82 58
				39	H	Dayton	67 78	64	H	Washington St.	73 70	115	N	Fordham	68 58
				39	N	Dayton	65 75	69	H	IUPUI	62 57	122	H	Saint Joseph's	63 66
				49	A	Indiana	53 71	70	H	George Washington	67 59	127	A	Duquesne	65 94
												149	A	VCU	62 48
												149	H	VCU	77 72
												150	A	Tulsa	64 70
												171	A	La Salle	79 74
												197	H	George Mason	89 50
												205	A	Loyola Marymount	90 76
												210	H	SIUE	90 49
												232	H	Richmond	73 66
												239	A	Bradley	68 58
												248	A	St. Bonaventure	74 58
												248	H	St. Bonaventure	64 49
												254	H	Indiana St.	67 70
												267	A	Southeast Mo. St.	89 50
												271	H	Eastern Ky.	78 51
												279	A	Davidson	106 69
												302	A	Rhode Island	68 50
												304	A	Lipscomb	83 38
												310	A	Massachusetts	81 60
												310	H	Massachusetts	91 51
												327	A	UC Irvine	79 69
												329	H	Morgan St.	71 43
LAST 12 Division I GAMES:															
				49	A	Indiana	53 71	232	H	Richmond	73 66				
				69	H	IUPUI	62 57	171	A	La Salle	79 74				
				39	N	Dayton	65 75	248	A	St. Bonaventure	74 58				
				115	N	Fordham	68 58	149	H	VCU	77 72				
				310	H	Massachusetts	91 51	122	H	Saint Joseph's	63 66				
				39	A	Dayton	62 68	310	A	Massachusetts	81 60				

Non-Div I Games:

Saint Louis

■ Loss,
 ■ Non-Conf,
 ■ S Site,
 ■ H Home
 ■ A Away
 N Neutral

Saint Mary's (CA)

Through Games Of April 2, 2017

Average RPI Win:	202	WON-LOST	WINNING	LAST 10	STRENGTH OF	OPP. STRENGTH	TEAM	ADJ.	CONF.	ADJ CONF.
Average RPI Loss:	98	RECORD	PCT. RANK	GAMES	SCHEDULE	OF SCHEDULE	RPI	RPI	RPI	RPI
DIV. I ONLY	20- 13	111	6- 4	128	123	114	114	15	15	
DIV. I NON-CONF.	5- 7	204	0- 1	111	63	143	143	13	13	
TOTALS	RPI 1-25	RPI 26-50	W-L RECORDS	RPI 51-100	RPI 101-150	RPI 150+				
20- 13	0- 0	0- 1	OVERALL	0- 8	5- 1	15- 3				
9- 5	0- 0	0- 1	HOME	0- 3	3- 0	6- 1				
9- 7	0- 0	0- 0	AWAY	0- 4	1- 1	8- 2				
2- 1	0- 0	0- 0	NEUTRAL	0- 1	1- 0	1- 0				
5- 7	0- 0	0- 1	NON-CONFERENCE	0- 5	1- 0	4- 1				
1- 4	0- 0	0- 1	HOME	0- 2	1- 0	0- 1				
4- 3	0- 0	0- 0	AWAY	0- 3	0- 0	4- 0				
0- 0	0- 0	0- 0	NEUTRAL	0- 0	0- 0	0- 0				
15- 6	0- 0	0- 0	CONFERENCE	0- 3	4- 1	11- 2				
8- 1	0- 0	0- 0	HOME	0- 1	2- 0	6- 0				
5- 4	0- 0	0- 0	AWAY	0- 1	1- 1	4- 2				
2- 1	0- 0	0- 0	NEUTRAL	0- 1	1- 0	1- 0				

RPI S	Opponent	Score	RPI S	Opponent	Score	RPI S	Opponent	Score	RPI S	Opponent	Score	Team's RPI: 114
48	H California	67 74	53	H Boise St.	78 83	110	A BYU	65 70				
			64	A Washington St.	69 85	110	H BYU	64 58				
			65	A Colorado St.	68 80	110	N BYU	59 49				
			67	A Gonzaga	58 59	128	H Northern Colo.	75 65				
			67	H Gonzaga	75 79	143	A San Francisco	64 62				
			67	N Gonzaga	75 86	143	H San Francisco	75 72				
			73	A UC Davis	66 68	156	H CSUN	61 73				
			78	H Utah	62 63	161	A Northeastern	77 53				
						163	A Santa Clara	73 58				
						163	H Santa Clara	55 53				
						163	N Santa Clara	60 57				
						170	A Boston College	62 54				
						205	A Loyola Marymount	57 72				
						205	H Loyola Marymount	74 59				
						206	A San Jose St.	85 64				
						224	A San Diego	71 73				
						224	H San Diego	77 65				
						245	A Pacific	63 54				
						245	H Pacific	82 74				
						272	A Cal Poly	79 71				
						277	A Portland	75 65				
						277	H Portland	92 76				
						314	A Pepperdine	81 60				
						314	H Pepperdine	84 57				
LAST 12 Division I GAMES:												
65	A Colorado St.	68 80	110	H BYU	64 58							
67	N Gonzaga	75 86	205	A Loyola Marymount	57 72							
110	N BYU	59 49	67	A Gonzaga	58 59							
163	N Santa Clara	60 57	277	A Portland	75 65							
163	A Santa Clara	73 58	224	H San Diego	77 65							
314	H Pepperdine	84 57	245	H Pacific	82 74							

Non-Div I Games:

Saint Mary's (CA)

■ Loss,
 ■ Non-Conf,
 ■ S Site,
 ■ Home
 ■ Away
 N Neutral

Saint Peter's

Through Games Of April 2, 2017

Average RPI Win:	278	WON-LOST	WINNING	LAST 10	STRENGTH OF	OPP. STRENGTH	TEAM	ADJ.	CONF.	ADJ CONF.
Average RPI Loss:	170	RECORD	PCT. RANK	GAMES	SCHEDULE	OF SCHEDULE	RPI	RPI	RPI	RPI
DIV. I ONLY	3- 27	342	0- 10	178	224	326	326	18	18	
DIV. I NON-CONF.	1- 8	314	0- 0	116	207	299	299	17	17	
TOTALS	RPI 1-25	RPI 26-50	W-L RECORDS	RPI 51-100	RPI 101-150	RPI 150+				
3- 27	0- 2	0- 2	OVERALL	0- 1	0- 6	3- 16				
2- 9	0- 0	0- 1	HOME	0- 0	0- 2	2- 6				
1- 14	0- 0	0- 0	AWAY	0- 0	0- 0	1- 1				
0- 4	0- 0	0- 0	NEUTRAL	0- 0	0- 2	0- 2				
1- 8	0- 2	0- 0	NON-CONFERENCE	0- 1	0- 2	1- 3				
1- 0	0- 0	0- 0	HOME	0- 0	0- 0	1- 0				
0- 5	0- 2	0- 0	AWAY	0- 1	0- 0	0- 2				
0- 3	0- 0	0- 0	NEUTRAL	0- 0	0- 2	0- 1				
2- 19	0- 0	0- 2	CONFERENCE	0- 0	0- 4	2- 13				
1- 9	0- 0	0- 1	HOME	0- 0	0- 2	1- 6				
1- 9	0- 0	0- 1	AWAY	0- 0	0- 2	1- 6				
0- 1	0- 0	0- 0	NEUTRAL	0- 0	0- 0	0- 1				

RPI 1-25				RPI 26-50				RPI 51-100				RPI 101+ Team's RPI: 326			
RPI	S	Opponent	Score	RPI	S	Opponent	Score	RPI	S	Opponent	Score	RPI	S	Opponent	Score
2	A	South Carolina	38 93	29	A	Quinnipiac	47 82	82	A	Penn St.	50 106	107	A	Rider	46 47
15	A	Maryland	49 101	29	H	Quinnipiac	51 84					107	H	Rider	43 56
												130	N	Maine	43 59
												147	N	Hampton	42 71
												148	A	Iona	50 51
												148	H	Iona	58 66
												154	A	Brown	71 80
												165	A	Fairfield	38 50
												165	H	Fairfield	39 56
												179	A	Siena	55 80
												179	H	Siena	60 76
												219	A	Monmouth	59 76
												219	H	Monmouth	42 58
												231	A	Marist	73 69
												231	H	Marist	58 66
												231	N	Marist	60 71
												252	A	Canisius	56 61
												252	H	Canisius	54 59
												260	N	Bowling Green	68 73
												265	A	Niagara	63 71
												265	H	Niagara	78 66
												278	A	Manhattan	44 57
												278	H	Manhattan	65 69
												323	A	St. Francis Brooklyn	52 58
												339	H	Fairleigh Dickinson	65 43
LAST 12 Division I GAMES:															
231	N	Marist	60 71	219	H	Monmouth	42 58								
179	H	Siena	60 76	165	A	Fairfield	38 50								
148	A	Iona	50 51	231	H	Marist	58 66								
265	A	Niagara	63 71	278	A	Manhattan	44 57								
252	A	Canisius	56 61	107	A	Rider	46 47								
165	H	Fairfield	39 56	278	H	Manhattan	65 69								

Non-Div I Games:

Saint Peter's

■ Loss,
 ■ Non-Conf,
 ■ S Site,
 ■ Home
 ■ A Away
 N Neutral

Average RPI Win:	324	WON-LOST	WINNING	LAST 10	STRENGTH OF	OPP. STRENGTH	TEAM	ADJ.	CONF.	ADJ CONF.
Average RPI Loss:	198	RECORD	PCT. RANK	GAMES	SCHEDULE	OF SCHEDULE	RPI	RPI	RPI	RPI
DIV. I ONLY	3- 24	338	2- 8	267	307	340	340	27	27	
DIV. I NON-CONF.	0- 9	335	0- 0	214	273	341	341	27	27	
TOTALS	RPI 1-25	RPI 26-50	W-L RECORDS	RPI 51-100	RPI 101-150	RPI 150+				
3- 24	0- 0	0- 1	OVERALL	0- 3	0- 5	3- 15				
3- 7	0- 0	0- 0	HOME	0- 1	0- 2	3- 4				
0- 16	0- 0	0- 1	AWAY	0- 1	0- 2	0- 8				
0- 1	0- 0	0- 0	NEUTRAL	0- 0	0- 0	0- 1				
0- 9	0- 0	0- 1	NON-CONFERENCE	0- 0	0- 1	0- 7				
0- 1	0- 0	0- 0	HOME	0- 0	0- 0	0- 1				
0- 7	0- 0	0- 1	AWAY	0- 0	0- 1	0- 5				
0- 1	0- 0	0- 0	NEUTRAL	0- 0	0- 0	0- 1				
3- 15	0- 0	0- 0	CONFERENCE	0- 3	0- 4	3- 8				
3- 6	0- 0	0- 0	HOME	0- 1	0- 2	3- 3				
0- 9	0- 0	0- 0	AWAY	0- 2	0- 2	0- 5				
0- 0	0- 0	0- 0	NEUTRAL	0- 0	0- 0	0- 0				

RPI S	Opponent	Score	RPI S	Opponent	Score	RPI S	Opponent	Score	RPI S	Opponent	Score	Team's RPI: 340
40	A LSU	41 89	81	A Central Ark.	48 75	103	A Abilene Christian	56 78				
			98	A SFA	49 64	103	H Abilene Christian	39 72				
			98	H SFA	65 83	138	A Lamar University	51 84				
						138	H Lamar University	44 70				
						142	A Rice	51 77				
						166	A TCU	37 81				
						174	A Arkansas	39 71				
						180	A Texas St.	46 69				
						215	A UTRGV	50 78				
						215	H UTRGV	45 69				
						238	A New Orleans	49 78				
						244	N Marshall	50 73				
						266	A Prairie View	65 75				
						268	H A&M-Corpus Christi	37 63				
						283	A McNeese	56 79				
						283	H McNeese	58 61				
						298	H Nicholls St.	59 66				
						305	A Northwestern St.	51 78				
						305	H Northwestern St.	92 73				
						330	H Southeastern La.	68 61				
						334	A Incarnate Word	55 82				
						338	A Houston Baptist	51 61				
						338	H Houston Baptist	78 63				
LAST 12 Division I GAMES:												
98	A SFA	49 64	338	H Houston Baptist	78 63							
283	H McNeese	58 61	138	A Lamar University	51 84							
103	H Abilene Christian	39 72	103	A Abilene Christian	56 78							
305	H Northwestern St.	92 73	98	H SFA	65 83							
334	A Incarnate Word	55 82	330	H Southeastern La.	68 61							
81	A Central Ark.	48 75	268	H A&M-Corpus Christi	37 63							

Non-Div I Games: Wiley

51 57

Sam Houston St.

Loss, Non-Conf, S Site, H Home A Away N Neutral

Average RPI Win:	223	WON-LOST	WINNING	LAST 10	STRENGTH OF	OPP. STRENGTH	TEAM	ADJ.	CONF.	ADJ CONF.
Average RPI Loss:	135	RECORD	PCT. RANK	GAMES	SCHEDULE	OF SCHEDULE	RPI	RPI	RPI	RPI
DIV. I ONLY	11- 19	250	3- 7	151	174	227	227	16	16	
DIV. I NON-CONF.	6- 8	200	0- 0	186	119	200	200	18	18	
TOTALS	RPI 1-25	RPI 26-50	W-L RECORDS	RPI 51-100	RPI 101-150	RPI 150+				
11- 19	0- 1	0- 2	OVERALL	1- 7	0- 1	10- 8				
7- 6	0- 0	0- 0	HOME	0- 3	0- 0	7- 3				
3- 10	0- 1	0- 2	AWAY	1- 3	0- 0	2- 4				
1- 3	0- 0	0- 0	NEUTRAL	0- 1	0- 1	1- 1				
6- 8	0- 1	0- 2	NON-CONFERENCE	1- 2	0- 1	5- 2				
5- 1	0- 0	0- 0	HOME	0- 1	0- 0	5- 0				
1- 5	0- 1	0- 2	AWAY	1- 1	0- 0	0- 1				
0- 2	0- 0	0- 0	NEUTRAL	0- 0	0- 1	0- 1				
5- 11	0- 0	0- 0	CONFERENCE	0- 5	0- 0	5- 6				
2- 5	0- 0	0- 0	HOME	0- 2	0- 0	2- 3				
2- 5	0- 0	0- 0	AWAY	0- 2	0- 0	2- 3				
1- 1	0- 0	0- 0	NEUTRAL	0- 1	0- 0	1- 0				

RPI 1-25				RPI 26-50				RPI 51-100				RPI 101+ Team's RPI: 227			
RPI	S	Opponent	Score	RPI	S	Opponent	Score	RPI	S	Opponent	Score	RPI	S	Opponent	Score
14	A	Kentucky	57 80	45	A	Georgia Tech	57 62	58	H	Belmont	54 73	147	N	Hampton	57 63
				47	A	Harvard	52 57	63	A	Chattanooga	45 51	168	H	Memphis	48 42
								63	H	Chattanooga	61 77	176	A	UNCG	40 64
								87	A	Georgia	65 59	176	H	UNCG	47 55
								91	A	Wake Forest	40 51	189	N	UC Riverside	48 51
								96	A	Mercer	49 59	190	H	UAB	52 49
								96	H	Mercer	68 76	204	A	ETSU	56 61
								96	N	Mercer	52 63	204	H	ETSU	57 69
												204	N	ETSU	67 64
												209	H	Alabama St.	63 49
												223	H	UT Martin	69 62
												234	A	Wofford	55 48
												234	H	Wofford	57 54
												250	A	Furman	48 53
												250	H	Furman	50 54
												276	A	Western Caro.	49 42
												276	H	Western Caro.	51 50
												302	A	Rhode Island	63 78
												349	H	Alabama A&M	61 37
LAST 12 Division I GAMES:															
				96	N	Mercer	52 63	176	H	UNCG	47 55				
				204	N	ETSU	67 64	63	A	Chattanooga	45 51				
				96	H	Mercer	68 76	204	A	ETSU	56 61				
				234	A	Wofford	55 48	96	A	Mercer	49 59				
				250	A	Furman	48 53	250	H	Furman	50 54				
				276	H	Western Caro.	51 50	234	H	Wofford	57 54				

Non-Div I Games: AUM 72 50

Samford

Loss, Non-Conf, S Site, H Home A Away N Neutral

Average RPI Win: 228	WON-LOST	WINNING	LAST 10	STRENGTH OF	OPP. STRENGTH	TEAM	ADJ.	CONF.	ADJ CONF.
Average RPI Loss: 149	RECORD	PCT. RANK	GAMES	SCHEDULE	OF SCHEDULE	RPI	RPI	RPI	RPI
DIV. I ONLY	14- 16	190	4- 6	272	166	224	224	15	15
DIV. I NON-CONF.	6- 4	118	0- 0	264	252	180	180	13	13
TOTALS	RPI 1-25	RPI 26-50	W-L RECORDS	RPI 51-100	RPI 101-150	RPI 150+			
14- 16	0- 0	0- 0	OVERALL	0- 3	1- 9	13- 4			
10- 5	0- 0	0- 0	HOME	0- 1	1- 3	9- 1			
3- 10	0- 0	0- 0	AWAY	0- 0	0- 0	3- 1			
1- 1	0- 0	0- 0	NEUTRAL	0- 0	0- 1	1- 0			
6- 4	0- 0	0- 0	NON-CONFERENCE	0- 1	0- 3	6- 0			
5- 1	0- 0	0- 0	HOME	0- 0	0- 1	5- 0			
1- 3	0- 0	0- 0	AWAY	0- 1	0- 2	1- 0			
0- 0	0- 0	0- 0	NEUTRAL	0- 0	0- 0	0- 0			
8- 12	0- 0	0- 0	CONFERENCE	0- 2	1- 6	7- 4			
5- 4	0- 0	0- 0	HOME	0- 1	1- 2	4- 1			
2- 7	0- 0	0- 0	AWAY	0- 1	0- 3	2- 3			
1- 1	0- 0	0- 0	NEUTRAL	0- 0	0- 1	1- 0			

RPI S	Opponent	Score	RPI S	Opponent	Score	RPI S	Opponent	Score	RPI S	Opponent	Score	Team's RPI: 224
						64	A Washington St.	73 83	110	A BYU	63 81	
						67	A Gonzaga	57 62	110	H BYU	47 65	
						67	H Gonzaga	55 57	110	N BYU	66 75	
									114	A Saint Mary's (CA)	65 77	
									114	H Saint Mary's (CA)	73 71	
									123	A Arizona	59 76	
									128	A Northern Colo.	51 54	
									129	H North Dakota	61 65	
									143	A San Francisco	72 81	
									143	H San Francisco	67 82	
									156	A CSUN	76 67	
									163	A Santa Clara	57 56	
									163	H Santa Clara	60 58	
									201	H UC Santa Barbara	77 63	
									205	A Loyola Marymount	55 63	
									205	H Loyola Marymount	61 58	
									211	H Seattle U	67 44	
									245	A Pacific	64 84	
									245	H Pacific	73 71	
									270	H San Diego St.	91 53	
									277	A Portland	72 54	
									277	H Portland	57 40	
									277	N Portland	74 47	
									284	H Nevada	70 54	
									314	A Pepperdine	40 57	
									314	H Pepperdine	42 55	
LAST 12 Division I GAMES:												
			110	N BYU	66 75		314	A Pepperdine	40 57			
			277	N Portland	74 47		245	H Pacific	73 71			
			277	A Portland	72 54		114	A Saint Mary's (CA)	65 77			
			67	A Gonzaga	57 62		205	A Loyola Marymount	55 63			
			163	H Santa Clara	60 58		277	H Portland	57 40			
			110	H BYU	47 65		67	H Gonzaga	55 57			

Non-Div I Games:

San Diego

■ Loss,
 ■ Non-Conf,
 ■ S Site,
 ■ Home
 ■ A Away
 N Neutral

S
a
n
D
i
e
g
o

RPI S San Diego Score

Through Games Of April 2, 2017

RPI	S	Opponent	Score
346	H	Cal St. Fullerton	103 50

S
a
n
D
i
e
g
o

San Diego

San Diego St.

Through Games Of April 2, 2017

Average RPI Win:	219	WON-LOST	WINNING	LAST 10	STRENGTH OF	OPP. STRENGTH	TEAM	ADJ.	CONF.	ADJ CONF.
Average RPI Loss:	161	RECORD	PCT. RANK	GAMES	SCHEDULE	OF SCHEDULE	RPI	RPI	RPI	RPI
DIV. I ONLY	9- 19	270	3- 7	205	207	270	270	13	13	
DIV. I NON-CONF.	3- 6	231	0- 0	167	319	232	232	16	16	
TOTALS	RPI 1-25	RPI 26-50	W-L RECORDS	RPI 51-100	RPI 101-150	RPI 150+				
9- 19	0- 0	0- 1	OVERALL	1- 4	1- 2	7- 12				
6- 6	0- 0	0- 1	HOME	1- 1	1- 0	4- 4				
2- 11	0- 0	0- 0	AWAY	0- 2	0- 2	2- 7				
1- 2	0- 0	0- 0	NEUTRAL	0- 1	0- 0	1- 1				
3- 6	0- 0	0- 1	NON-CONFERENCE	0- 2	0- 0	3- 3				
1- 2	0- 0	0- 1	HOME	0- 0	0- 0	1- 1				
1- 3	0- 0	0- 0	AWAY	0- 1	0- 0	1- 2				
1- 1	0- 0	0- 0	NEUTRAL	0- 1	0- 0	1- 0				
6- 13	0- 0	0- 0	CONFERENCE	1- 2	1- 2	4- 9				
5- 4	0- 0	0- 0	HOME	1- 1	1- 0	3- 3				
1- 8	0- 0	0- 0	AWAY	0- 1	0- 2	1- 5				
0- 1	0- 0	0- 0	NEUTRAL	0- 0	0- 0	0- 1				

RPI S	Opponent	Score	RPI S	Opponent	Score	RPI S	Opponent	Score	RPI S	Opponent	Score	Team's RPI: 270
34	H Michigan	57 92	53	H Boise St.	84 77	116	A UNLV	62 80	116	H UNLV	87 68	
			65	A Colorado St.	43 60	119	A Wyoming	67 80	151	A Fresno St.	50 59	
			65	H Colorado St.	46 80	151	H Fresno St.	51 59	157	A New Mexico	42 85	
			73	A UC Davis	55 75	157	H New Mexico	63 51	189	A UC Riverside	44 72	
			97	N UT Arlington	58 64	194	A Utah St.	47 53	194	H Utah St.	66 59	
						201	H UC Santa Barbara	84 70	205	H Loyola Marymount	53 60	
						206	A San Jose St.	80 81	206	H San Jose St.	90 99	
						206	N San Jose St.	58 76	224	A San Diego	53 91	
						284	A Nevada	65 88	284	H Nevada	83 78	
						301	N Central Conn. St.	80 62	322	A Air Force	64 51	
						322	H Air Force	59 62	346	A Cal St. Fullerton	71 61	
LAST 12 Division I GAMES:												
206	N San Jose St.	58 76	194	H Utah St.	66 59							
157	H New Mexico	63 51	284	A Nevada	65 88							
322	A Air Force	64 51	206	H San Jose St.	90 99							
65	H Colorado St.	46 80	151	H Fresno St.	51 59							
151	A Fresno St.	50 59	119	A Wyoming	67 80							
116	A UNLV	62 80	65	A Colorado St.	43 60							

Non-Div I Games: Biola 63 48 San Diego Christian80 70

San Diego St.

Loss, Non-Conf, S Site, H Home A Away N Neutral

Average RPI Win: 215		WON-LOST	WINNING	LAST 10	STRENGTH OF	OPP. STRENGTH	TEAM	ADJ.	CONF.	ADJ CONF.
Average RPI Loss: 128		RECORD	PCT. RANK	GAMES	SCHEDULE	OF SCHEDULE	RPI	RPI	RPI	RPI
DIV. I ONLY		18- 13	122	6- 4	193	156	143	143	15	15
DIV. I NON-CONF.		6- 5	143	0- 0	205	153	154	154	13	13
TOTALS		RPI 1-25	RPI 26-50	W-L RECORDS	RPI 51-100	RPI 101-150	RPI 150+			
18- 13	0- 0		0- 1	OVERALL	1- 4	2- 4	15- 4			
12- 2	0- 0		0- 0	HOME	1- 1	2- 1	9- 0			
4- 10	0- 0		0- 1	AWAY	0- 2	0- 3	4- 4			
2- 1	0- 0		0- 0	NEUTRAL	0- 1	0- 0	2- 0			
6- 5	0- 0		0- 1	NON-CONFERENCE	0- 2	1- 1	5- 1			
4- 1	0- 0		0- 0	HOME	0- 1	1- 0	3- 0			
1- 4	0- 0		0- 1	AWAY	0- 1	0- 1	1- 1			
1- 0	0- 0		0- 0	NEUTRAL	0- 0	0- 0	1- 0			
12- 8	0- 0		0- 0	CONFERENCE	1- 2	1- 3	10- 3			
8- 1	0- 0		0- 0	HOME	1- 0	1- 1	6- 0			
3- 6	0- 0		0- 0	AWAY	0- 1	0- 2	3- 3			
1- 1	0- 0		0- 0	NEUTRAL	0- 1	0- 0	1- 0			

RPI 1-25					
RPI	S	Opponent	Score		
48	A	California	52	75	
RPI 26-50					
RPI	S	Opponent	Score		
67	N	Gonzaga	46	77	
205	N	Loyola Marymount	80	67	
314	H	Pepperdine	84	78	
205	H	Loyola Marymount	89	73	
277	H	Portland	83	71	
67	H	Gonzaga	77	72	
RPI 51-100					
RPI	S	Opponent	Score		
64	A	Washington St.	35	73	
67	A	Gonzaga	46	61	
67	H	Gonzaga	77	72	
67	N	Gonzaga	46	77	
73	H	UC Davis	58	78	
102	H	Long Beach St.	73	71	
110	A	BYU	61	73	
110	H	BYU	70	63	
114	A	Saint Mary's (CA)	72	75	
114	H	Saint Mary's (CA)	62	64	
129	A	North Dakota	63	71	
151	A	Fresno St.	48	61	
163	A	Santa Clara	61	74	
163	H	Santa Clara	77	68	
205	A	Loyola Marymount	79	72	
205	H	Loyola Marymount	89	73	
205	N	Loyola Marymount	80	67	
206	H	San Jose St.	79	71	
211	H	Seattle U	73	59	
224	A	San Diego	82	67	
224	H	San Diego	81	72	
245	A	Pacific	60	63	
245	H	Pacific	67	64	
272	A	Cal Poly	73	67	
276	N	Western Caro.	73	52	
277	A	Portland	75	56	
277	H	Portland	83	71	
286	H	Sacramento St.	91	80	
314	A	Pepperdine	59	81	
314	H	Pepperdine	84	78	
114	H	Saint Mary's (CA)	62	64	
245	H	Pacific	67	64	
205	A	Loyola Marymount	79	72	
163	A	Santa Clara	61	74	
110	A	BYU	61	73	
LAST 12 Division I GAMES:					

Non-Div I Games:

San Francisco

Loss, Non-Conf, S Site, H Home A Away N Neutral

Average RPI Win:	240	WON-LOST	WINNING	LAST 10	STRENGTH OF	OPP. STRENGTH	TEAM	ADJ.	CONF.	ADJ CONF.
Average RPI Loss:	115	RECORD	PCT. RANK	GAMES	SCHEDULE	OF SCHEDULE	RPI	RPI	RPI	RPI
DIV. I ONLY	10- 21	267	4- 6	106	112	206	206	13	13	
DIV. I NON-CONF.	2- 9	293	0- 0	95	36	228	228	16	16	
TOTALS	RPI 1-25	RPI 26-50	W-L RECORDS	RPI 51-100	RPI 101-150	RPI 150+				
10- 21	0- 2	0- 1	OVERALL	0- 6	1- 6	9- 6				
5- 7	0- 0	0- 0	HOME	0- 2	0- 3	5- 2				
4- 11	0- 0	0- 1	AWAY	0- 3	1- 2	3- 4				
1- 3	0- 2	0- 0	NEUTRAL	0- 1	0- 0	1- 0				
2- 9	0- 2	0- 1	NON-CONFERENCE	0- 1	0- 3	2- 2				
1- 2	0- 0	0- 0	HOME	0- 0	0- 1	1- 1				
1- 5	0- 0	0- 1	AWAY	0- 1	0- 2	1- 1				
0- 2	0- 2	0- 0	NEUTRAL	0- 0	0- 0	0- 0				
8- 12	0- 0	0- 0	CONFERENCE	0- 5	1- 3	7- 4				
4- 5	0- 0	0- 0	HOME	0- 2	0- 2	4- 1				
3- 6	0- 0	0- 0	AWAY	0- 2	1- 1	2- 3				
1- 1	0- 0	0- 0	NEUTRAL	0- 1	0- 0	1- 0				

RPI 1-25			RPI 26-50			RPI 51-100			RPI 101+ Team's RPI: 206		
RPI	S	Opponent	Score	RPI	S	Opponent	Score	RPI	S	Opponent	Score
4	N	Mississippi St.	51 88	33	A	Arizona St.	37 82	53	A	Boise St.	64 86
24	N	Oregon	62 91					53	H	Boise St.	61 69
								65	A	Colorado St.	67 70
								65	H	Colorado St.	56 68
								65	N	Colorado St.	60 65
								80	A	South Dakota	69 84
								114	H	Saint Mary's (CA)	64 85
								116	A	UNLV	76 65
								116	H	UNLV	55 63
								119	A	Wyoming	60 89
								119	H	Wyoming	59 68
								133	A	New Mexico St.	55 66
								143	A	San Francisco	71 79
								151	A	Fresno St.	74 88
								151	H	Fresno St.	77 68
								157	H	New Mexico	72 82
								163	H	Santa Clara	75 64
								192	A	Nebraska	61 83
								194	A	Utah St.	78 82
								236	A	Hawaii	77 61
								245	H	Pacific	96 99
								270	A	San Diego St.	99 90
								270	H	San Diego St.	81 80
								270	N	San Diego St.	76 58
								284	A	Nevada	85 108
								284	H	Nevada	107 84
								322	A	Air Force	83 67
								322	H	Air Force	86 74
LAST 12 Division I GAMES:											
		65	N	Colorado St.	60 65		322	A	Air Force	83 67	
		270	N	San Diego St.	76 58		151	H	Fresno St.	77 68	
		119	H	Wyoming	59 68		116	H	UNLV	55 63	
		284	A	Nevada	85 108		270	A	San Diego St.	99 90	
		53	H	Boise St.	61 69		157	H	New Mexico	72 82	
		194	A	Utah St.	78 82		116	A	UNLV	76 65	

Non-Div I Games: Stanislaus St. 90 85

San Jose St.

Santa Clara

Through Games Of April 2, 2017

Average RPI Win:	204	WON-LOST	WINNING	LAST 10	STRENGTH OF	OPP. STRENGTH	TEAM	ADJ.	CONF.	ADJ CONF.
Average RPI Loss:	118	RECORD	PCT. RANK	GAMES	SCHEDULE	OF SCHEDULE	RPI	RPI	RPI	RPI
DIV. I ONLY	13- 16	205	5- 5	109	144	163	163	15	15	
DIV. I NON-CONF.	4- 6	208	0- 1	24	97	102	102	13	13	
TOTALS	RPI 1-25	RPI 26-50	W-L RECORDS	RPI 51-100	RPI 101-150	RPI 150+				
13- 16	0- 0	1- 2	OVERALL	0- 5	3- 5	9- 4				
7- 4	0- 0	0- 0	HOME	0- 2	2- 1	5- 1				
4- 8	0- 0	0- 0	AWAY	0- 0	0- 0	4- 0				
2- 4	0- 0	1- 1	NEUTRAL	0- 2	1- 1	0- 0				
4- 6	0- 0	1- 2	NON-CONFERENCE	0- 3	1- 0	2- 1				
1- 1	0- 0	0- 0	HOME	0- 1	0- 0	1- 0				
1- 2	0- 0	0- 1	AWAY	0- 0	0- 0	1- 1				
2- 3	0- 0	1- 1	NEUTRAL	0- 2	1- 0	0- 0				
9- 10	0- 0	0- 0	CONFERENCE	0- 2	2- 5	7- 3				
6- 3	0- 0	0- 0	HOME	0- 1	2- 1	4- 1				
3- 6	0- 0	0- 0	AWAY	0- 1	0- 3	3- 2				
0- 1	0- 0	0- 0	NEUTRAL	0- 0	0- 1	0- 0				

RPI S	Opponent	Score	RPI S	Opponent	Score	RPI S	Opponent	Score	RPI S	Opponent	Score	Team's RPI: 163
30 N	Marquette	65 62	59 N	Montana St.	50 77	110 A	BYU	66 72				
35 N	South Fla.	54 63	67 A	Gonzaga	39 51	110 H	BYU	64 63				
48 A	California	58 73	67 H	Gonzaga	49 50	114 A	Saint Mary's (CA)	53 55				
			68 H	Northwestern	75 87	114 H	Saint Mary's (CA)	58 73				
			92 N	Oklahoma St.	53 67	114 N	Saint Mary's (CA)	57 60				
						133 N	New Mexico St.	60 46				
						143 A	San Francisco	68 77				
						143 H	San Francisco	74 61				
						153 H	Idaho St.	82 78				
						201 A	UC Santa Barbara	69 58				
						205 A	Loyola Marymount	50 61				
						205 H	Loyola Marymount	71 64				
						206 A	San Jose St.	64 75				
						224 A	San Diego	58 60				
						224 H	San Diego	56 57				
						245 A	Pacific	61 51				
						245 H	Pacific	68 51				
						277 A	Portland	56 44				
						277 H	Portland	68 56				
						314 A	Pepperdine	69 48				
						314 H	Pepperdine	61 40				
LAST 12 Division I GAMES:												
114 N	Saint Mary's (CA)	57 60	245 H	Pacific	68 51							
35 N	South Fla.	54 63	143 H	San Francisco	74 61							
114 H	Saint Mary's (CA)	58 73	67 H	Gonzaga	49 50							
245 A	Pacific	61 51	277 H	Portland	68 56							
224 A	San Diego	58 60	114 A	Saint Mary's (CA)	53 55							
314 A	Pepperdine	69 48	110 A	BYU	66 72							

Non-Div I Games: UC Santa Cruz 85 39

Santa Clara

Loss, Non-Conf, S Site, H Home A Away N Neutral

Average RPI Win:	292	WON-LOST	WINNING	LAST 10	STRENGTH OF	OPP. STRENGTH	TEAM	ADJ.	CONF.	ADJ CONF.
Average RPI Loss:	185	RECORD	PCT. RANK	GAMES	SCHEDULE	OF SCHEDULE	RPI	RPI	RPI	RPI
DIV. I ONLY	10- 19	259	4- 5	286	319	293	293	32	32	
DIV. I NON-CONF.	1- 10	325	0- 0	73	79	282	282	31	31	
TOTALS	RPI 1-25	RPI 26-50	W-L RECORDS	RPI 51-100	RPI 101-150	RPI 150+				
10- 19	0- 2	0- 1	OVERALL	0- 2	1- 2	9- 12				
7- 6	0- 1	0- 0	HOME	0- 0	1- 1	6- 4				
2- 12	0- 1	0- 1	AWAY	0- 2	0- 1	2- 7				
1- 1	0- 0	0- 0	NEUTRAL	0- 0	0- 0	1- 1				
1- 10	0- 2	0- 1	NON-CONFERENCE	0- 2	0- 1	1- 4				
1- 4	0- 1	0- 0	HOME	0- 0	0- 1	1- 2				
0- 6	0- 1	0- 1	AWAY	0- 2	0- 0	0- 2				
0- 0	0- 0	0- 0	NEUTRAL	0- 0	0- 0	0- 0				
9- 9	0- 0	0- 0	CONFERENCE	0- 0	1- 1	8- 8				
6- 2	0- 0	0- 0	HOME	0- 0	1- 0	5- 2				
2- 6	0- 0	0- 0	AWAY	0- 0	0- 1	2- 5				
1- 1	0- 0	0- 0	NEUTRAL	0- 0	0- 0	1- 1				

RPI 1-25				RPI 26-50				RPI 51-100				RPI 101+ Team's RPI: 293			
RPI	S	Opponent	Score	RPI	S	Opponent	Score	RPI	S	Opponent	Score	RPI	S	Opponent	Score
2	H	South Carolina	30 70	50	A	Auburn	46 75	71	A	Iowa St.	51 74	104	H	Jacksonville	40 55
9	A	Washington	36 87					84	A	FGCU	40 89	147	A	Hampton	46 75
												147	H	Hampton	55 51
												173	H	Bethune-Cookman	31 38
												173	N	Bethune-Cookman	43 53
												199	A	Seton Hall	60 74
												209	H	Alabama St.	54 39
												225	A	Howard	49 55
												246	H	Ga. Southern	45 50
												249	H	Jacksonville St.	57 64
												259	A	UMES	59 58
												273	A	Kennesaw St.	60 72
												280	A	N.C. A&T	54 89
												282	A	Norfolk St.	55 61
												282	H	Norfolk St.	59 53
												290	H	Coppin St.	47 59
												324	H	Florida A&M	56 52
												329	A	Morgan St.	43 50
												329	H	Morgan St.	66 62
												329	N	Morgan St.	59 51
												335	A	N.C. Central	51 58
												347	H	Delaware St.	64 57
												348	A	South Carolina St.	60 49
												348	H	South Carolina St.	53 45
LAST 12 Division I GAMES:															
				173	N	Bethune-Cookman	43 53	329	A	Morgan St.	43 50				
				329	N	Morgan St.	59 51	282	H	Norfolk St.	59 53				
				348	H	South Carolina St.	53 45	147	H	Hampton	55 51				
				335	A	N.C. Central	51 58	259	A	UMES	59 58				
				280	A	N.C. A&T	54 89	225	A	Howard	49 55				
				290	H	Coppin St.	47 59	347	H	Delaware St.	64 57				

Non-Div I Games: Columbia (SC) 68 52 Allen 91 48

Savannah St.

Loss, Non-Conf, S Site, H Home A Away N Neutral

Average RPI Win:	296	WON-LOST	WINNING	LAST 10	STRENGTH OF	OPP. STRENGTH	TEAM	ADJ.	CONF.	ADJ CONF.
Average RPI Loss:	140	RECORD	PCT. RANK	GAMES	SCHEDULE	OF SCHEDULE	RPI	RPI	RPI	RPI
DIV. I ONLY	15- 18	203	5- 5	224	303	211	211	29	29	
DIV. I NON-CONF.	3- 13	292	0- 1	107	233	262	262	29	29	
TOTALS	RPI 1-25	RPI 26-50	W-L RECORDS	RPI 51-100	RPI 101-150	RPI 150+				
15- 18	0- 1	0- 0	OVERALL	0- 4	0- 6	15- 7				
7- 7	0- 1	0- 0	HOME	0- 0	0- 2	7- 4				
6- 10	0- 0	0- 0	AWAY	0- 4	0- 3	6- 3				
2- 1	0- 0	0- 0	NEUTRAL	0- 0	0- 1	2- 0				
3- 13	0- 1	0- 0	NON-CONFERENCE	0- 4	0- 3	3- 5				
2- 5	0- 1	0- 0	HOME	0- 0	0- 1	2- 3				
1- 8	0- 0	0- 0	AWAY	0- 4	0- 2	1- 2				
0- 0	0- 0	0- 0	NEUTRAL	0- 0	0- 0	0- 0				
12- 5	0- 0	0- 0	CONFERENCE	0- 0	0- 3	12- 2				
5- 2	0- 0	0- 0	HOME	0- 0	0- 1	5- 1				
5- 2	0- 0	0- 0	AWAY	0- 0	0- 1	5- 1				
2- 1	0- 0	0- 0	NEUTRAL	0- 0	0- 1	2- 0				

RPI 1-25			RPI 26-50			RPI 51-100			RPI 101+ Team's RPI: 211		
RPI	S	Opponent	Score	RPI	S	Opponent	Score	RPI	S	Opponent	Score
9	H	Washington	64 94					53	A	Boise St.	68 73
								59	A	Montana St.	56 75
								65	A	Colorado St.	62 66
								95	A	SMU	43 77
								119	A	Wyoming	52 68
								133	A	New Mexico St.	69 73
								133	H	New Mexico St.	61 64
								133	N	New Mexico St.	48 63
								141	H	Idaho	64 68
								143	A	San Francisco	59 73
								156	H	CSUN	64 68
								189	A	UC Riverside	54 58
								201	H	UC Santa Barbara	58 53
								205	H	Loyola Marymount	59 62
								212	H	Portland St.	71 79
								215	A	UTRGV	67 54
								215	H	UTRGV	57 58
								224	A	San Diego	44 67
								240	A	Grand Canyon	77 82
								240	H	Grand Canyon	86 60
								261	A	CSU Bakersfield	63 52
								261	H	CSU Bakersfield	54 47
								295	A	UMKC	75 65
								295	H	UMKC	74 52
								312	A	Denver	75 72
								325	H	Montana	60 44
								332	A	Utah Valley	69 51
								332	H	Utah Valley	65 55
								332	N	Utah Valley	61 60
								344	A	Chicago St.	64 51
LAST 12 Division I GAMES:											
119	A	Wyoming	52 68	215	H	UTRGV	57 58				
133	N	New Mexico St.	48 63	261	A	CSU Bakersfield	63 52				
332	N	Utah Valley	61 60	240	A	Grand Canyon	77 82				
344	N	Chicago St.	78 60	295	H	UMKC	74 52				
332	H	Utah Valley	65 55	344	H	Chicago St.	82 53				
133	H	New Mexico St.	61 64	332	A	Utah Valley	69 51				

Non-Div I Games:

Seattle U

■ Loss,
 ■ Non-Conf,
 ■ S Site,
 ■ Home
 ■ A Away
 N Neutral

S
e
a
t
t
l
e
U

Seattle U
RPI S Opponent Score

Through Games Of April 2, 2017

RPI	S	Opponent	Score
344	H	Chicago St.	82 53
344	N	Chicago St.	78 60

S
e
a
t
t
l
e
U

Seattle U

Average RPI Win:	204	WON-LOST	WINNING	LAST 10	STRENGTH OF	OPP. STRENGTH	TEAM	ADJ.	CONF.	ADJ CONF.
Average RPI Loss:	85	RECORD	PCT. RANK	GAMES	SCHEDULE	OF SCHEDULE	RPI	RPI	RPI	RPI
DIV. I ONLY	12- 19	237	2- 8	122	77	199	199	7	7	
DIV. I NON-CONF.	7- 4	106	0- 0	281	163	172	172	6	6	
TOTALS	RPI 1-25	RPI 26-50	W-L RECORDS	RPI 51-100	RPI 101-150	RPI 150+				
12- 19	0- 5	0- 4	OVERALL	2- 5	1- 1	9- 4				
10- 6	0- 2	0- 2	HOME	2- 2	1- 0	7- 0				
1- 12	0- 2	0- 2	AWAY	0- 3	0- 1	1- 4				
1- 1	0- 1	0- 0	NEUTRAL	0- 0	0- 0	1- 0				
7- 4	0- 0	0- 0	NON-CONFERENCE	1- 2	1- 1	5- 1				
6- 1	0- 0	0- 0	HOME	1- 1	1- 0	4- 0				
1- 3	0- 0	0- 0	AWAY	0- 1	0- 1	1- 1				
0- 0	0- 0	0- 0	NEUTRAL	0- 0	0- 0	0- 0				
5- 15	0- 5	0- 4	CONFERENCE	1- 3	0- 0	4- 3				
4- 5	0- 2	0- 2	HOME	1- 1	0- 0	3- 0				
0- 9	0- 2	0- 2	AWAY	0- 2	0- 0	0- 3				
1- 1	0- 1	0- 0	NEUTRAL	0- 0	0- 0	1- 0				

RPI 1-25				RPI 26-50				RPI 51-100				RPI 101+ Team's RPI: 199			
RPI	S	Opponent	Score	RPI	S	Opponent	Score	RPI	S	Opponent	Score	RPI	S	Opponent	Score
16	A	DePaul	60 86	30	A	Marquette	60 103	62	A	St. John's (NY)	71 77	107	H	Rider	89 81
16	H	DePaul	65 96	30	H	Marquette	77 83	62	H	St. John's (NY)	64 59	118	A	Princeton	67 94
16	N	DePaul	60 92	41	A	Villanova	52 69	72	A	Minnesota	57 90	170	H	Boston College	71 66
21	A	Creighton	44 61	41	H	Villanova	52 87	76	A	Georgetown	58 77	196	A	Providence	57 74
21	H	Creighton	60 70					76	H	Georgetown	60 77	196	H	Providence	55 43
								91	H	Wake Forest	70 63	196	N	Providence	73 60
								97	H	UT Arlington	61 86	203	A	Xavier	64 72
												203	H	Xavier	71 62
												221	A	Rutgers	45 53
												231	A	Marist	76 63
												258	A	Butler	58 79
												258	H	Butler	65 63
												293	H	Savannah St.	74 60
												301	H	Central Conn. St.	78 70
												336	H	LIU Brooklyn	77 59
LAST 12 Division I GAMES:															
16	N	DePaul	60 92	76	H	Georgetown	60 77								
196	N	Providence	73 60	16	A	DePaul	60 86								
62	A	St. John's (NY)	71 77	30	A	Marquette	60 103								
196	A	Providence	57 74	258	H	Butler	65 63								
21	A	Creighton	44 61	203	H	Xavier	71 62								
41	H	Villanova	52 87	21	H	Creighton	60 70								

Non-Div I Games:

Seton Hall

■ Loss,
■ Non-Conf,
■ S Site,
■ H Home
■ A Away
N Neutral

Average RPI Win: 241	WON-LOST	WINNING	LAST 10	STRENGTH OF	OPP. STRENGTH	TEAM	ADJ.	CONF.	ADJ CONF.
Average RPI Loss: 125	RECORD	PCT. RANK	GAMES	SCHEDULE	OF SCHEDULE	RPI	RPI	RPI	RPI
DIV. I ONLY	14- 16	190	6- 4	136	217	179	179	18	18
DIV. I NON-CONF.	1- 8	314	0- 0	53	196	267	267	17	17
TOTALS	RPI 1-25	RPI 26-50	W-L RECORDS	RPI 51-100	RPI 101-150	RPI 150+			
14- 16	0- 0	0- 4	OVERALL	0- 3	2- 3	12- 6			
8- 7	0- 0	0- 2	HOME	0- 1	1- 2	7- 2			
6- 9	0- 0	0- 2	AWAY	0- 2	1- 1	5- 4			
0- 0	0- 0	0- 0	NEUTRAL	0- 0	0- 0	0- 0			
1- 8	0- 0	0- 2	NON-CONFERENCE	0- 3	0- 0	1- 3			
1- 3	0- 0	0- 1	HOME	0- 1	0- 0	1- 1			
0- 5	0- 0	0- 1	AWAY	0- 2	0- 0	0- 2			
0- 0	0- 0	0- 0	NEUTRAL	0- 0	0- 0	0- 0			
13- 8	0- 0	0- 2	CONFERENCE	0- 0	2- 3	11- 3			
7- 4	0- 0	0- 1	HOME	0- 0	1- 2	6- 1			
6- 4	0- 0	0- 1	AWAY	0- 0	1- 1	5- 2			
0- 0	0- 0	0- 0	NEUTRAL	0- 0	0- 0	0- 0			

RPI 1-25				RPI 26-50				RPI 51-100				RPI 101+				Team's RPI: 179	
RPI	S	Opponent	Score	RPI	S	Opponent	Score	RPI	S	Opponent	Score	RPI	S	Opponent	Score		
				29	A	Quinnipiac	47 73	84	A	FGCU	42 66	107	A	Rider	70 72		
				29	H	Quinnipiac	60 76	90	H	New Hampshire	67 77	107	H	Rider	61 62		
				31	A	Syracuse	65 102	100	A	Albany (NY)	86 88	148	A	Iona	58 46		
				47	H	Harvard	58 65					148	H	Iona	47 67		
												148	H	Iona	57 53		
												161	A	Northeastern	50 61		
												165	A	Fairfield	57 61		
												165	H	Fairfield	67 52		
												188	H	Hartford	76 80		
												202	A	Sacred Heart	58 62		
												219	A	Monmouth	91 86		
												219	H	Monmouth	85 76		
												231	A	Marist	69 68		
												231	H	Marist	59 70		
												252	A	Canisius	77 67		
												252	H	Canisius	67 42		
												265	A	Niagara	70 68		
												265	H	Niagara	71 53		
												275	H	Colgate	71 63		
												278	A	Manhattan	66 68		
												278	H	Manhattan	67 62		
												326	A	Saint Peter's	76 60		
												326	H	Saint Peter's	80 55		
LAST 12 Division I GAMES:																	
				148	H	Iona	47 67	278	H	Manhattan	67 62						
				148	H	Iona	57 53	107	A	Rider	70 72						
				326	A	Saint Peter's	76 60	231	H	Marist	59 70						
				252	A	Canisius	77 67	219	A	Monmouth	91 86						
				265	A	Niagara	70 68	252	H	Canisius	67 42						
				29	H	Quinnipiac	60 76	231	A	Marist	69 68						

Non-Div I Games:

Siena

■ Loss,
 ■ Non-Conf,
 ■ S Site,
 ■ Home
 ■ A Away
 N Neutral

Average RPI Win:	265	WON-LOST	WINNING	LAST 10	STRENGTH OF	OPP. STRENGTH	TEAM	ADJ.	CONF.	ADJ CONF.
Average RPI Loss:	140	RECORD	PCT. RANK	GAMES	SCHEDULE	OF SCHEDULE	RPI	RPI	RPI	RPI
DIV. I ONLY	9- 20	273	4- 6	153	241	247	247	21	21	
DIV. I NON-CONF.	3- 6	231	0- 0	114	211	197	197	20	20	
TOTALS	RPI 1-25	RPI 26-50	W-L RECORDS	RPI 51-100	RPI 101-150	RPI 150+				
9- 20	0- 0	0- 1	OVERALL	0- 7	0- 5	9- 7				
3- 9	0- 0	0- 1	HOME	0- 2	0- 2	3- 4				
4- 9	0- 0	0- 0	AWAY	0- 3	0- 3	4- 3				
2- 2	0- 0	0- 0	NEUTRAL	0- 2	0- 0	2- 0				
3- 6	0- 0	0- 1	NON-CONFERENCE	0- 2	0- 2	3- 1				
1- 2	0- 0	0- 1	HOME	0- 0	0- 1	1- 0				
1- 3	0- 0	0- 0	AWAY	0- 1	0- 1	1- 1				
1- 1	0- 0	0- 0	NEUTRAL	0- 1	0- 0	1- 0				
6- 14	0- 0	0- 0	CONFERENCE	0- 5	0- 3	6- 6				
2- 7	0- 0	0- 0	HOME	0- 2	0- 1	2- 4				
3- 6	0- 0	0- 0	AWAY	0- 2	0- 2	3- 2				
1- 1	0- 0	0- 0	NEUTRAL	0- 1	0- 0	1- 0				

RPI S	Opponent	Score	RPI S	Opponent	Score	RPI S	Opponent	Score	RPI S	Opponent	Score	Team's RPI: 247
36	H North Carolina St.	31 74	52	A Little Rock	54 71	101	A Troy	71 75				
			52	H Little Rock	44 50	101	H Troy	57 73				
			85	N Florida	33 85	104	A Jacksonville	55 62				
			94	A UCF	58 70	105	H Southern Miss.	48 57				
			97	A UT Arlington	41 53	146	A Louisiana	38 62				
			97	H UT Arlington	49 73	180	A Texas St.	39 55				
			97	N UT Arlington	53 65	180	H Texas St.	44 57				
						190	A UAB	41 66				
						216	H Appalachian St.	54 41				
						230	H Southern U.	55 48				
						238	A New Orleans	65 62				
						246	A Ga. Southern	55 46				
						246	H Ga. Southern	45 53				
						256	H Coastal Caro.	45 61				
						257	A Georgia St.	77 47				
						257	H Georgia St.	45 55				
						257	N Georgia St.	49 44				
						296	N North Florida	62 55				
						318	A Arkansas St.	53 56				
						318	H Arkansas St.	71 49				
						331	A La.-Monroe	74 44				
LAST 12 Division I GAMES:												
	97	N	UT Arlington	53	65	216	H	Appalachian St.	54	41		
	257	N	Georgia St.	49	44	256	H	Coastal Caro.	45	61		
	318	H	Arkansas St.	71	49	331	A	La.-Monroe	74	44		
	52	H	Little Rock	44	50	146	A	Louisiana	38	62		
	97	A	UT Arlington	41	53	101	A	Troy	71	75		
	180	A	Texas St.	39	55	246	H	Ga. Southern	45	53		

Non-Div I Games: Spring Hill 38 33 William Carey 62 39

South Ala.

Loss, Non-Conf, S Site, H Home A Away N Neutral

Average RPI Win:	75	WON-LOST	WINNING	LAST 10	STRENGTH OF	OPP. STRENGTH	TEAM	ADJ.	CONF.	ADJ CONF.
Average RPI Loss:	13	RECORD	PCT. RANK	GAMES	SCHEDULE	OF SCHEDULE	RPI	RPI	RPI	RPI
DIV. I ONLY	33- 4	3	10- 0	4	1	2	2	2	2	2
DIV. I NON-CONF.	15- 2	9	5- 0	7	2	3	3	2	2	2
TOTALS	RPI 1-25	RPI 26-50	W-L RECORDS	RPI 51-100	RPI 101-150	RPI 150+				
33- 4	13- 4	5- 0	OVERALL	5- 0	6- 0	4- 0				
15- 1	3- 1	2- 0	HOME	2- 0	6- 0	2- 0				
10- 3	4- 3	2- 0	AWAY	2- 0	0- 0	2- 0				
8- 0	6- 0	1- 0	NEUTRAL	1- 0	0- 0	0- 0				
15- 2	6- 2	2- 0	NON-CONFERENCE	1- 0	3- 0	3- 0				
8- 0	1- 0	1- 0	HOME	1- 0	3- 0	2- 0				
3- 2	2- 2	0- 0	AWAY	0- 0	0- 0	1- 0				
4- 0	3- 0	1- 0	NEUTRAL	0- 0	0- 0	0- 0				
18- 2	7- 2	3- 0	CONFERENCE	4- 0	3- 0	1- 0				
7- 1	2- 1	1- 0	HOME	1- 0	3- 0	0- 0				
7- 1	2- 1	2- 0	AWAY	2- 0	0- 0	1- 0				
4- 0	3- 0	0- 0	NEUTRAL	1- 0	0- 0	0- 0				

RPI	S	Opponent	Score	RPI	S	Opponent	Score	RPI	S	Opponent	Score	RPI	S	Opponent	Score
1	A	UConn	55 66	29	N	Quinnipiac	100 58	72	H	Minnesota	98 58	108	H	Clemson	83 61
4	H	Mississippi St.	64 61	33	H	Arizona St.	71 68	85	A	Florida	81 62	109	H	Alabama	93 45
4	N	Mississippi St.	59 49	40	A	LSU	84 61	87	A	Georgia	62 44	112	H	Vanderbilt	82 51
4	N	Mississippi St.	67 55	50	A	Auburn	73 47	87	H	Georgia	66 63	130	H	Maine	79 42
5	N	Stanford	62 53	50	H	Auburn	60 41	87	N	Georgia	72 48	131	H	Ole Miss	65 46
8	H	UCLA	66 57									147	H	Hampton	92 38
10	A	Duke	63 74									174	A	Arkansas	79 49
11	N	Florida St.	71 64									195	H	UNC Asheville	90 40
12	N	Louisville	83 59									293	A	Savannah St.	70 30
13	A	Texas	76 67									326	H	Saint Peter's	93 38
14	A	Kentucky	75 63												
14	H	Kentucky	95 87												
14	N	Kentucky	89 77												
18	H	Tennessee	74 76												
19	A	Ohio St.	92 80												
22	A	Missouri	60 62												
23	A	Texas A&M	80 64												
LAST 12 Division I GAMES:															
4	N	Mississippi St.	67 55	4	N	Mississippi St.	59 49								
5	N	Stanford	62 53	14	N	Kentucky	89 77								
11	N	Florida St.	71 64	87	N	Georgia	72 48								
29	N	Quinnipiac	100 58	14	H	Kentucky	95 87								
33	H	Arizona St.	71 68	23	A	Texas A&M	80 64								
195	H	UNC Asheville	90 40	22	A	Missouri	60 62								

Non-Div I Games:

South Carolina

■ Loss,
■ Non-Conf,
■ S Site,
■ Home
■ A Away
N Neutral

Average RPI Win:	311	WON-LOST	WINNING	LAST 10	STRENGTH OF	OPP. STRENGTH	TEAM	ADJ.	CONF.	ADJ CONF.
Average RPI Loss:	246	RECORD	PCT. RANK	GAMES	SCHEDULE	OF SCHEDULE	RPI	RPI	RPI	RPI
DIV. I ONLY	3- 23	337	0- 10	347	337	348	348	32	32	
DIV. I NON-CONF.	1- 8	314	0- 0	338	255	345	345	31	31	
TOTALS	RPI 1-25	RPI 26-50	W-L RECORDS	RPI 51-100	RPI 101-150	RPI 150+				
3- 23	0- 0	0- 0	OVERALL	0- 1	0- 4	3- 18				
1- 8	0- 0	0- 0	HOME	0- 0	0- 1	1- 7				
2- 13	0- 0	0- 0	AWAY	0- 1	0- 3	2- 9				
0- 2	0- 0	0- 0	NEUTRAL	0- 0	0- 0	0- 2				
1- 8	0- 0	0- 0	NON-CONFERENCE	0- 1	0- 2	1- 5				
0- 1	0- 0	0- 0	HOME	0- 0	0- 0	0- 1				
1- 6	0- 0	0- 0	AWAY	0- 1	0- 2	1- 3				
0- 1	0- 0	0- 0	NEUTRAL	0- 0	0- 0	0- 1				
2- 15	0- 0	0- 0	CONFERENCE	0- 0	0- 2	2- 13				
1- 7	0- 0	0- 0	HOME	0- 0	0- 1	1- 6				
1- 7	0- 0	0- 0	AWAY	0- 0	0- 1	1- 6				
0- 1	0- 0	0- 0	NEUTRAL	0- 0	0- 0	0- 1				

RPI 1-25			RPI 26-50			RPI 51-100			RPI 101+			Team's RPI: 348
RPI	S	Opponent	Score	RPI	S	Opponent	Score	RPI	S	Opponent	Score	
						87 A Georgia	50 64			108 A Clemson	36 56	
										121 A North Carolina	49 82	
										147 A Hampton	46 80	
										147 H Hampton	50 51	
										173 H Bethune-Cookman	34 64	
										225 A Howard	57 75	
										234 A Wofford	65 66	
										246 A Ga. Southern	58 74	
										253 A Charleston So.	62 67	
										256 N Coastal Caro.	54 63	
										259 A UMES	67 60	
										280 A N.C. A&T	54 66	
										282 A Norfolk St.	68 83	
										282 H Norfolk St.	53 68	
										290 A Coppin St.	54 70	
										290 H Coppin St.	63 66	
										293 A Savannah St.	45 53	
										293 H Savannah St.	49 60	
										315 H USC Upstate	67 73	
										324 H Florida A&M	61 81	
										324 N Florida A&M	61 65	
										329 H Morgan St.	50 46	
										335 A N.C. Central	41 52	
										345 A Winthrop	63 55	
										347 H Delaware St.	70 72	
LAST 12 Division I GAMES:												
						324 N Florida A&M	61 65			335 A N.C. Central	41 52	
						293 A Savannah St.	45 53			147 H Hampton	50 51	
						324 H Florida A&M	61 81			282 H Norfolk St.	53 68	
						290 H Coppin St.	63 66			225 A Howard	57 75	
						282 A Norfolk St.	68 83			259 A UMES	67 60	
						280 A N.C. A&T	54 66			147 A Hampton	46 80	

Non-Div I Games: St. Andrews 72 35 Morris 85 57

South Carolina St.

Loss, Non-Conf, S Site, H Home A Away N Neutral

South Dakota

Through Games Of April 2, 2017

Average RPI Win:	192	WON-LOST	WINNING	LAST 10	STRENGTH OF	OPP. STRENGTH	TEAM	ADJ.	CONF.	ADJ CONF.
Average RPI Loss:	117	RECORD	PCT. RANK	GAMES	SCHEDULE	OF SCHEDULE	RPI	RPI	RPI	RPI
DIV. I ONLY	21- 9	57	5- 5	173	135	80	80	11	11	
DIV. I NON-CONF.	10- 3	44	1- 1	148	160	46	46	11	11	
TOTALS	RPI 1-25	RPI 26-50	W-L RECORDS	RPI 51-100	RPI 101-150	RPI 150+				
21- 9	0- 0	1- 1	OVERALL	3- 4	2- 1	15- 3				
11- 1	0- 0	1- 0	HOME	2- 1	1- 0	7- 0				
7- 7	0- 0	0- 1	AWAY	0- 3	1- 1	6- 2				
3- 1	0- 0	0- 0	NEUTRAL	1- 0	0- 0	2- 1				
10- 3	0- 0	0- 0	NON-CONFERENCE	2- 1	2- 1	6- 1				
4- 0	0- 0	0- 0	HOME	1- 0	1- 0	2- 0				
3- 3	0- 0	0- 0	AWAY	0- 1	1- 1	2- 1				
3- 0	0- 0	0- 0	NEUTRAL	1- 0	0- 0	2- 0				
11- 6	0- 0	1- 1	CONFERENCE	1- 3	0- 0	9- 2				
7- 1	0- 0	1- 0	HOME	1- 1	0- 0	5- 0				
4- 4	0- 0	0- 1	AWAY	0- 2	0- 0	4- 1				
0- 1	0- 0	0- 0	NEUTRAL	0- 0	0- 0	4- 1				

RPI S	Opponent	Score	RPI S	Opponent	Score	RPI S	Opponent	Score	RPI S	Opponent	Score
44	A South Dakota St.	58 70	44	H South Dakota St.	65 62	61	A Western Ill.	75 81	119	A Wyoming	62 69
						61	H Western Ill.	78 86	129	H North Dakota	78 55
						66	A Iowa	73 78	150	A Tulsa	71 68
						69	A IUPUI	42 63	152	A Omaha	60 52
						69	H IUPUI	75 62	152	H Omaha	91 56
						86	N Northern Ill.	97 83	152	N Omaha	58 64
						98	H SFA	80 74	162	A Oral Roberts	69 47
									162	H Oral Roberts	79 50
									174	A Arkansas	67 70
									181	N Southern Ill.	68 57
									189	A UC Riverside	61 55
									206	H San Jose St.	84 69
									208	H Illinois	77 68
									210	N SIUE	75 68
									261	A CSU Bakersfield	75 60
									307	A North Dakota St.	73 83
									307	H North Dakota St.	80 48
									312	A Denver	53 44
									312	H Denver	70 64
									319	A Fort Wayne	82 55
									319	H Fort Wayne	87 59
LAST 12 Division I GAMES:											
66	A Iowa	73 78	162	H Oral Roberts	79 50						
129	H North Dakota	78 55	319	A Fort Wayne	82 55						
152	N Omaha	58 64	44	A South Dakota St.	58 70						
61	A Western Ill.	75 81	312	A Denver	53 44						
69	A IUPUI	42 63	61	H Western Ill.	78 86						
152	H Omaha	91 56	307	H North Dakota St.	80 48						

Non-Div I Games: Concordia-St. Paul 83 58 Northwestern (IA) 100 57

South Dakota

Loss, Non-Conf, S Site, H Home A Away N Neutral

Average RPI Win:	181	WON-LOST	WINNING	LAST 10	STRENGTH OF	OPP. STRENGTH	TEAM	ADJ.	CONF.	ADJ CONF.
Average RPI Loss:	64	RECORD	PCT. RANK	GAMES	SCHEDULE	OF SCHEDULE	RPI	RPI	RPI	RPI
DIV. I ONLY	23- 9	49	6- 4	82	104	44	44	11	11	
DIV. I NON-CONF.	10- 4	66	1- 1	38	44	32	32	11	11	
TOTALS	RPI 1-25	RPI 26-50	W-L RECORDS	RPI 51-100	RPI 101-150	RPI 150+				
23- 9	1- 2	0- 1	OVERALL	7- 5	1- 0	14- 1				
13- 2	1- 0	0- 1	HOME	5- 1	0- 0	7- 0				
8- 6	0- 2	0- 0	AWAY	2- 3	1- 0	5- 1				
2- 1	0- 0	0- 0	NEUTRAL	0- 1	0- 0	2- 0				
10- 4	1- 2	0- 1	NON-CONFERENCE	4- 1	1- 0	4- 0				
5- 2	1- 0	0- 1	HOME	2- 1	0- 0	2- 0				
4- 2	0- 2	0- 0	AWAY	2- 0	1- 0	1- 0				
1- 0	0- 0	0- 0	NEUTRAL	0- 0	0- 0	1- 0				
13- 5	0- 0	0- 0	CONFERENCE	3- 4	0- 0	10- 1				
8- 0	0- 0	0- 0	HOME	3- 0	0- 0	5- 0				
4- 4	0- 0	0- 0	AWAY	0- 3	0- 0	4- 1				
1- 1	0- 0	0- 0	NEUTRAL	0- 1	0- 0	1- 0				

RPI 1-25				RPI 26-50				Team's RPI: 44	RPI 51-100				RPI 101+			
RPI	S	Opponent	Score	RPI	S	Opponent	Score		RPI	S	Opponent	Score	RPI	S	Opponent	Score
12	A	Louisville	30 83	32	H	Green Bay	43 67		60	A	UNI	61 50	129	A	North Dakota	83 72
20	A	Oklahoma	60 74						61	A	Western Ill.	77 83	152	A	Omaha	82 83
21	H	Creighton	63 56						61	H	Western Ill.	73 58	152	H	Omaha	76 64
									66	A	Iowa	66 64	162	A	Oral Roberts	78 57
									69	A	IUPUI	59 64	162	H	Oral Roberts	82 35
									69	H	IUPUI	68 49	162	N	Oral Roberts	65 50
									69	N	IUPUI	61 65	178	A	Wichita St.	78 58
									70	H	George Washington	60 55	210	H	SIUE	82 49
									80	A	South Dakota	62 65	287	H	Ark.-Pine Bluff	103 45
									80	H	South Dakota	70 58	307	A	North Dakota St.	69 66
									83	H	Colorado	75 81	307	H	North Dakota St.	70 44
									86	H	Northern Ill.	94 84	312	A	Denver	72 63
LAST 12 Division I GAMES:																
83	H	Colorado	75 81	61	A	Western Ill.	77 83						312	H	Denver	78 54
86	H	Northern Ill.	94 84	69	A	IUPUI	59 64						319	A	Fort Wayne	76 59
69	N	IUPUI	61 65	162	H	Oral Roberts	82 35						319	H	Fort Wayne	73 51
162	N	Oral Roberts	65 50	80	H	South Dakota	70 58						325	N	Montana	84 43
312	H	Denver	78 54	307	H	North Dakota St.	70 44									
319	A	Fort Wayne	76 59	152	A	Omaha	82 83									

Non-Div I Games:

South Dakota St.

■ Loss,
 ■ Non-Conf, S Site,
 ■ Home
 ■ Away
 N Neutral

Average RPI Win:	153	WON-LOST	WINNING	LAST 10	STRENGTH OF	OPP. STRENGTH	TEAM	ADJ.	CONF.	ADJ CONF.
Average RPI Loss:	47	RECORD	PCT. RANK	GAMES	SCHEDULE	OF SCHEDULE	RPI	RPI	RPI	RPI
DIV. I ONLY	24- 9	42	5- 5	57	60	35	35	6	6	
DIV. I NON-CONF.	11- 3	39	0- 1	146	118	67	67	7	7	
TOTALS	RPI 1-25	RPI 26-50	W-L RECORDS	RPI 51-100	RPI 101-150	RPI 150+				
24- 9	2- 6	0- 0	OVERALL	5- 1	6- 1	11- 1				
10- 4	0- 3	0- 0	HOME	1- 1	3- 0	6- 0				
8- 2	1- 1	0- 0	AWAY	2- 0	1- 0	4- 1				
6- 3	1- 2	0- 0	NEUTRAL	2- 0	2- 1	1- 0				
11- 3	0- 2	0- 0	NON-CONFERENCE	1- 0	4- 1	6- 0				
5- 1	0- 1	0- 0	HOME	0- 0	2- 0	3- 0				
2- 0	0- 0	0- 0	AWAY	0- 0	0- 0	2- 0				
4- 2	0- 1	0- 0	NEUTRAL	1- 0	2- 1	1- 0				
13- 6	2- 4	0- 0	CONFERENCE	4- 1	2- 0	5- 1				
5- 3	0- 2	0- 0	HOME	1- 1	1- 0	3- 0				
6- 2	1- 1	0- 0	AWAY	2- 0	1- 0	2- 1				
2- 1	1- 1	0- 0	NEUTRAL	1- 0	0- 0	0- 0				

RPI 1-25				RPI 26-50				RPI 51-100				RPI 101+			
RPI	S	Opponent	Score	RPI	S	Opponent	Score	RPI	S	Opponent	Score	RPI	S	Opponent	Score
1	A	UConn	37 102					74	A	Tulane	62 53	102	N	Long Beach St.	68 73
1	H	UConn	68 96					74	H	Tulane	66 56	104	H	Jacksonville	64 52
1	N	UConn	44 100					87	N	Georgia	81 65	116	N	UNLV	77 42
12	H	Louisville	52 66					94	H	UCF	62 66	117	H	Stetson	74 60
22	N	Missouri	64 66					95	A	SMU	52 51	121	N	North Carolina	83 55
25	A	Temple	55 51					95	N	SMU	62 55	150	A	Tulsa	90 64
25	H	Temple	71 77									150	H	Tulsa	84 68
25	N	Temple	63 58									163	N	Santa Clara	63 54
												168	A	Memphis	57 62
												168	H	Memphis	79 49
												172	A	East Carolina	76 66
												172	H	East Carolina	79 48
												175	A	Houston	79 50
												182	H	Cincinnati	72 52
												228	H	Saint Francis (PA)	129 80
												258	A	Butler	74 59
												296	H	North Florida	78 42
												309	H	FIU	91 41
												318	A	Arkansas St.	78 59
LAST 12 Division I GAMES:															
22	N	Missouri	64 66	175	A	Houston	79 50								
1	N	UConn	44 100	25	H	Temple	71 77								
25	N	Temple	63 58	94	H	UCF	62 66								
95	N	SMU	62 55	74	H	Tulane	66 56								
1	H	UConn	68 96	172	A	East Carolina	76 66								
150	A	Tulsa	90 64	168	A	Memphis	57 62								

Non-Div I Games:

South Fla.

■ Loss,
 ■ Non-Conf,
 ■ S Site,
 ■ Home
 ■ A Away
 N Neutral

Average RPI Win:	268	WON-LOST	WINNING	LAST 10	STRENGTH OF	OPP. STRENGTH	TEAM	ADJ.	CONF.	ADJ CONF.
Average RPI Loss:	184	RECORD	PCT. RANK	GAMES	SCHEDULE	OF SCHEDULE	RPI	RPI	RPI	RPI
DIV. I ONLY	11- 17	232	5- 5	285	300	267	267	26	26	
DIV. I NON-CONF.	4- 7	221	0- 0	278	310	285	285	26	26	
TOTALS	RPI 1-25	RPI 26-50	W-L RECORDS	RPI 51-100	RPI 101-150	RPI 150+				
11- 17	0- 0	0- 0	OVERALL	0- 4	0- 1	11- 12				
4- 9	0- 0	0- 0	HOME	0- 2	0- 0	4- 7				
6- 6	0- 0	0- 0	AWAY	0- 1	0- 0	6- 5				
1- 2	0- 0	0- 0	NEUTRAL	0- 1	0- 1	1- 0				
4- 7	0- 0	0- 0	NON-CONFERENCE	0- 2	0- 1	4- 4				
2- 3	0- 0	0- 0	HOME	0- 2	0- 0	2- 1				
1- 3	0- 0	0- 0	AWAY	0- 0	0- 0	1- 3				
1- 1	0- 0	0- 0	NEUTRAL	0- 0	0- 1	1- 0				
7- 10	0- 0	0- 0	CONFERENCE	0- 2	0- 0	7- 8				
2- 6	0- 0	0- 0	HOME	0- 0	0- 0	2- 6				
5- 3	0- 0	0- 0	AWAY	0- 1	0- 0	5- 2				
0- 1	0- 0	0- 0	NEUTRAL	0- 1	0- 0	0- 0				

RPI S	Opponent	Score	RPI S	Opponent	Score	RPI S	Opponent	Score	RPI S	Opponent	Score	Team's RPI: 267
						58	A Belmont	77 89	146	N Louisiana	78 82	
						58	N Belmont	59 74	168	A Memphis	63 65	
						61	H Western Ill.	87 100	177	H Morehead St.	72 82	
						93	H Saint Louis	50 89	181	A Southern Ill.	70 77	
									182	H Cincinnati	75 83	
									203	A Xavier	48 54	
									210	A SIUE	69 70	
									210	H SIUE	78 74	
									223	A UT Martin	82 79	
									223	H UT Martin	73 82	
									233	A Evansville	76 74	
									249	A Jacksonville St.	65 58	
									255	A Tennessee St.	75 67	
									263	A Austin Peay	74 84	
									263	H Austin Peay	64 74	
									264	A Murray St.	80 67	
									264	H Murray St.	79 70	
									271	H Eastern Ky.	63 74	
									281	H Tennessee Tech	63 74	
									297	A Eastern Ill.	107 65	
									297	H Eastern Ill.	62 71	
									303	N Alcorn	68 50	
									304	H Lipscomb	79 63	
									349	H Alabama A&M	75 47	
LAST 12 Division I GAMES:												
			58	N Belmont	59 74	177	H Morehead St.	72 82				
			263	H Austin Peay	64 74	249	A Jacksonville St.	65 58				
			264	A Murray St.	80 67	263	A Austin Peay	74 84				
			223	H UT Martin	73 82	264	H Murray St.	79 70				
			297	A Eastern Ill.	107 65	297	H Eastern Ill.	62 71				
			210	H SIUE	78 74	210	A SIUE	69 70				

Non-Div I Games: Hannibal-La Grange 99 52 Stephens College 107 59

Southeast Mo. St.

■ Loss,
 ■ Non-Conf,
 ■ S Site,
 ■ Home
 ■ A Away
 N Neutral

Average RPI Win:	264	WON-LOST	WINNING	LAST 10	STRENGTH OF	OPP. STRENGTH	TEAM	ADJ.	CONF.	ADJ CONF.
Average RPI Loss:	195	RECORD	PCT. RANK	GAMES	SCHEDULE	OF SCHEDULE	RPI	RPI	RPI	RPI
DIV. I ONLY	4- 24	330	1- 9	239	297	330	330	27	27	
DIV. I NON-CONF.	1- 9	323	0- 0	76	192	281	281	27	27	
TOTALS	RPI 1-25	RPI 26-50	W-L RECORDS	RPI 51-100	RPI 101-150	RPI 150+				
4- 24	0- 1	0- 0	OVERALL	0- 6	0- 4	4- 13				
3- 8	0- 0	0- 0	HOME	0- 2	0- 1	3- 5				
1- 16	0- 1	0- 0	AWAY	0- 4	0- 3	1- 8				
0- 0	0- 0	0- 0	NEUTRAL	0- 0	0- 0	0- 0				
1- 9	0- 1	0- 0	NON-CONFERENCE	0- 3	0- 2	1- 3				
1- 1	0- 0	0- 0	HOME	0- 0	0- 0	1- 1				
0- 8	0- 1	0- 0	AWAY	0- 3	0- 2	0- 2				
0- 0	0- 0	0- 0	NEUTRAL	0- 0	0- 0	0- 0				
3- 15	0- 0	0- 0	CONFERENCE	0- 3	0- 2	3- 10				
2- 7	0- 0	0- 0	HOME	0- 2	0- 1	2- 4				
1- 8	0- 0	0- 0	AWAY	0- 1	0- 1	1- 6				
0- 0	0- 0	0- 0	NEUTRAL	0- 0	0- 0	0- 0				

RPI 1-25				RPI 26-50				RPI 51-100				RPI 101+ Team's RPI: 330			
RPI	S	Opponent	Score	RPI	S	Opponent	Score	RPI	S	Opponent	Score	RPI	S	Opponent	Score
7	A	Baylor	38 109					65	A	Colorado St.	31 77	103	H	Abilene Christian	57 82
								81	A	Central Ark.	55 77	131	A	Ole Miss	31 81
								81	H	Central Ark.	64 78	138	A	Lamar University	68 86
								83	A	Colorado	54 112	146	A	Louisiana	77 86
								85	A	Florida	51 102	173	H	Bethune-Cookman	75 63
								98	H	SFA	62 92	175	A	Houston	80 83
												193	H	Grambling	71 87
												238	A	New Orleans	87 102
												238	H	New Orleans	85 70
												268	A	A&M-Corpus Christi	61 77
												268	H	A&M-Corpus Christi	53 69
												283	H	McNeese	83 86
												298	A	Nicholls St.	57 92
												298	H	Nicholls St.	60 76
												305	A	Northwestern St.	71 89
												305	H	Northwestern St.	69 58
												333	A	Jackson St.	66 83
												334	A	Incarnate Word	56 96
												334	H	Incarnate Word	76 85
												338	A	Houston Baptist	87 71
												340	A	Sam Houston St.	61 68
LAST 12 Division I GAMES:															
238	A	New Orleans	87 102	268	H	A&M-Corpus Christi	53 69								
298	A	Nicholls St.	57 92	81	A	Central Ark.	55 77								
81	H	Central Ark.	64 78	298	H	Nicholls St.	60 76								
98	H	SFA	62 92	340	A	Sam Houston St.	61 68								
305	A	Northwestern St.	71 89	305	H	Northwestern St.	69 58								
238	H	New Orleans	85 70	334	A	Incarnate Word	56 96								

Non-Div I Games: Mobile 67 52

Southeastern La.

■ Loss,
 ■ Non-Conf, S Site,
 ■ Home
 ■ Away
 N Neutral

Southern California

Through Games Of April 2, 2017

Average RPI Win:	151	WON-LOST	WINNING	LAST 10	STRENGTH OF	OPP. STRENGTH	TEAM	ADJ.	CONF.	ADJ CONF.
Average RPI Loss:	38	RECORD	PCT. RANK	GAMES	SCHEDULE	OF SCHEDULE	RPI	RPI	RPI	RPI
DIV. I ONLY	14- 16	190	3- 7	36	9	89	89	1	1	
DIV. I NON-CONF.	9- 2	31	0- 0	168	169	59	59	1	1	
TOTALS	RPI 1-25	RPI 26-50	W-L RECORDS	RPI 51-100	RPI 101-150	RPI 150+				
14- 16	2- 9	1- 3	OVERALL	2- 2	2- 2	7- 0				
8- 6	0- 5	1- 0	HOME	2- 1	2- 0	3- 0				
4- 9	2- 4	0- 2	AWAY	0- 1	0- 2	2- 0				
2- 1	0- 0	0- 1	NEUTRAL	0- 0	0- 0	2- 0				
9- 2	1- 1	0- 0	NON-CONFERENCE	0- 0	1- 1	7- 0				
4- 1	0- 1	0- 0	HOME	0- 0	1- 0	3- 0				
3- 1	1- 0	0- 0	AWAY	0- 0	0- 1	2- 0				
2- 0	0- 0	0- 0	NEUTRAL	0- 0	0- 0	2- 0				
5- 14	1- 8	1- 3	CONFERENCE	2- 2	1- 1	0- 0				
4- 5	0- 4	1- 0	HOME	2- 1	1- 0	0- 0				
1- 8	1- 4	0- 2	AWAY	0- 1	0- 1	0- 0				
0- 1	0- 0	0- 1	NEUTRAL	0- 0	0- 0	0- 0				

RPI 1-25				RPI 26-50				RPI 51-100				RPI 101+			
RPI	S	Opponent	Score	RPI	S	Opponent	Score	RPI	S	Opponent	Score	RPI	S	Opponent	Score
4	H	Mississippi St.	72 76	33	A	Arizona St.	62 69	64	A	Washington St.	57 74	102	H	Long Beach St.	82 74
5	A	Stanford	42 58	33	H	Arizona St.	65 50	64	H	Washington St.	80 64	116	A	UNLV	66 77
6	A	Oregon St.	70 50	48	A	California	56 63	78	H	Utah	53 58	123	A	Arizona	62 67
6	H	Oregon St.	60 74	48	N	California	58 71	83	H	Colorado	79 54	123	H	Arizona	58 54
8	A	UCLA	67 71									167	N	Missouri St.	89 67
8	H	UCLA	59 74									189	H	UC Riverside	67 49
9	A	Washington	67 77									193	H	Grambling	75 64
9	H	Washington	74 87									236	H	Hawaii	76 44
23	A	Texas A&M	66 62									277	N	Portland	67 54
24	A	Oregon	50 73									286	A	Sacramento St.	111 95
24	H	Oregon	53 59									327	A	UC Irvine	83 45
LAST 12 Division I GAMES:															
		48	N	California	58	71	6	A	Oregon St.	70	50				
		123	A	Arizona	62	67	48	A	California	56	63				
		33	A	Arizona St.	62	69	5	A	Stanford	42	58				
		9	H	Washington	74	87	33	H	Arizona St.	65	50				
		64	H	Washington St.	80	64	123	H	Arizona	58	54				
		24	A	Oregon	50	73	8	A	UCLA	67	71				

Non-Div I Games:

Southern California

■ Loss,
■ Non-Conf,
■ S Site,
■ H Home
■ A Away
N Neutral

Average RPI Win:	231	WON-LOST	WINNING	LAST 10	STRENGTH OF	OPP. STRENGTH	TEAM	ADJ.	CONF.	ADJ CONF.
Average RPI Loss:	148	RECORD	PCT. RANK	GAMES	SCHEDULE	OF SCHEDULE	RPI	RPI	RPI	RPI
DIV. I ONLY	15- 15	170	6- 4	206	201	181	181	17	17	
DIV. I NON-CONF.	5- 6	183	0- 1	155	229	169	169	14	14	
TOTALS	RPI 1-25	RPI 26-50	W-L RECORDS	RPI 51-100	RPI 101-150	RPI 150+				
15- 15	0- 1	1- 2	OVERALL	1- 2	0- 1	13- 9				
8- 5	0- 0	0- 1	HOME	1- 0	0- 0	7- 4				
7- 8	0- 1	1- 1	AWAY	0- 1	0- 1	6- 4				
0- 2	0- 0	0- 0	NEUTRAL	0- 1	0- 0	0- 1				
5- 6	0- 1	1- 0	NON-CONFERENCE	0- 1	0- 1	4- 3				
3- 1	0- 0	0- 0	HOME	0- 0	0- 0	3- 1				
2- 4	0- 1	1- 0	AWAY	0- 0	0- 1	1- 2				
0- 1	0- 0	0- 0	NEUTRAL	0- 1	0- 0	0- 0				
10- 9	0- 0	0- 2	CONFERENCE	1- 1	0- 0	9- 6				
5- 4	0- 0	0- 1	HOME	1- 0	0- 0	4- 3				
5- 4	0- 0	0- 1	AWAY	0- 1	0- 0	5- 2				
0- 1	0- 0	0- 0	NEUTRAL	0- 0	0- 0	0- 1				

RPI 1-25				RPI 26-50				RPI 51-100				RPI 101+ Team's RPI: 181			
RPI	S	Opponent	Score	RPI	S	Opponent	Score	RPI	S	Opponent	Score	RPI	S	Opponent	Score
20	A	Oklahoma	48 80	28	A	Drake	59 75	60	A	UNI	49 79	144	A	Milwaukee	53 81
				28	H	Drake	60 71	60	H	UNI	64 59	167	A	Missouri St.	59 73
				46	A	Purdue	64 61	80	N	South Dakota	57 68	167	H	Missouri St.	60 78
												168	H	Memphis	69 61
												178	A	Wichita St.	61 58
												178	H	Wichita St.	77 54
												178	N	Wichita St.	60 73
												190	H	UAB	49 64
												210	A	SIUE	59 60
												223	A	UT Martin	68 76
												233	A	Evansville	60 63
												233	H	Evansville	61 74
												239	A	Bradley	66 57
												239	H	Bradley	69 63
												254	A	Indiana St.	70 66
												254	H	Indiana St.	53 68
												264	H	Murray St.	70 63
												267	H	Southeast Mo. St.	77 70
												295	A	UMKC	77 69
												308	A	Illinois St.	63 56
												308	H	Illinois St.	57 48
												328	A	Loyola Chicago	71 46
												328	H	Loyola Chicago	73 57
LAST 12 Division I GAMES:															
144	A	Milwaukee	53 81	233	H	Evansville	61 74								
178	N	Wichita St.	60 73	178	A	Wichita St.	61 58								
328	A	Loyola Chicago	71 46	167	A	Missouri St.	59 73								
254	A	Indiana St.	70 66	60	H	UNI	64 59								
239	H	Bradley	69 63	28	H	Drake	60 71								
308	H	Illinois St.	57 48	308	A	Illinois St.	63 56								

Non-Div I Games: Brescia 104 35

Southern Ill.

■ Loss,
 ■ Non-Conf,
 ■ S Site,
 ■ Home
 ■ A Away
 N Neutral

Average RPI Win:	209	WON-LOST	WINNING	LAST 10	STRENGTH OF	OPP. STRENGTH	TEAM	ADJ.	CONF.	ADJ CONF.
Average RPI Loss:	103	RECORD	PCT. RANK	GAMES	SCHEDULE	OF SCHEDULE	RPI	RPI	RPI	RPI
DIV. I ONLY	22- 11	75	8- 2	144	128	105	105	14	14	
DIV. I NON-CONF.	7- 5	122	0- 1	198	164	175	175	15	15	
TOTALS	RPI 1-25	RPI 26-50	W-L RECORDS	RPI 51-100	RPI 101-150	RPI 150+				
22- 11	0- 1	0- 3	OVERALL	2- 2	5- 3	15- 2				
13- 3	0- 1	0- 0	HOME	1- 1	4- 1	8- 0				
6- 5	0- 0	0- 0	AWAY	0- 0	0- 0	6- 0				
3- 3	0- 0	0- 2	NEUTRAL	1- 0	1- 0	1- 1				
7- 5	0- 1	0- 1	NON-CONFERENCE	0- 2	1- 0	6- 1				
5- 2	0- 1	0- 0	HOME	0- 1	1- 0	4- 0				
1- 1	0- 0	0- 0	AWAY	0- 1	0- 0	1- 0				
1- 2	0- 0	0- 1	NEUTRAL	0- 0	0- 0	1- 1				
15- 6	0- 0	0- 2	CONFERENCE	2- 0	4- 3	9- 1				
8- 1	0- 0	0- 0	HOME	1- 0	3- 1	4- 0				
5- 4	0- 0	0- 1	AWAY	0- 0	0- 2	5- 1				
2- 1	0- 0	0- 1	NEUTRAL	1- 0	1- 0	0- 0				

RPI 1-25				RPI 26-50				RPI 51-100				RPI 101+				Team's RPI: 105	
RPI	S	Opponent	Score	RPI	S	Opponent	Score	RPI	S	Opponent	Score	RPI	S	Opponent	Score		
4	H	Mississippi St.	50 72	38	A	Western Ky.	53 79	52	H	Little Rock	62 72	120	H	Charlotte	61 78		
				38	N	Western Ky.	56 67	74	A	Tulane	67 86	134	H	Old Dominion	84 69		
				48	N	California	51 71	75	H	Middle Tenn.	81 61	134	N	Old Dominion	80 74		
								75	N	Middle Tenn.	59 54	139	A	Louisiana Tech	61 72		
												139	H	Louisiana Tech	72 63		
												142	A	Rice	68 76		
												142	H	Rice	79 60		
												146	H	Louisiana	71 49		
												184	A	North Texas	62 75		
												184	H	North Texas	70 48		
												186	A	UTSA	69 68		
												186	H	UTSA	74 71		
												190	H	UAB	64 59		
												203	N	Xavier	73 59		
												209	H	Alabama St.	70 43		
												238	H	New Orleans	78 53		
												244	A	Marshall	82 78		
												247	A	South Ala.	57 48		
												294	N	Northern Ky.	53 58		
LAST 12 Division I GAMES:																	
				52	H	Little Rock	62 72	142	H	Rice	79 60						
				38	N	Western Ky.	56 67	337	A	Fla. Atlantic	82 67						
				75	N	Middle Tenn.	59 54	309	A	FIU	75 37						
				134	N	Old Dominion	80 74	300	H	UTEP	73 48						
				139	H	Louisiana Tech	72 63	186	H	UTSA	74 71						
				184	H	North Texas	70 48	38	A	Western Ky.	53 79						

Non-Div I Games: William Carey 92 39

Southern Miss.

Loss, Non-Conf, S Site, H Home A Away N Neutral

Average RPI Win:	286	WON-LOST	WINNING	LAST 10	STRENGTH OF	OPP. STRENGTH	TEAM	ADJ.	CONF.	ADJ CONF.
Average RPI Loss:	163	RECORD	PCT. RANK	GAMES	SCHEDULE	OF SCHEDULE	RPI	RPI	RPI	RPI
DIV. I ONLY	13- 14	184	6- 4	308	308	230	230	30	30	
DIV. I NON-CONF.	1- 6	310	0- 0	55	6	223	223	30	30	
TOTALS	RPI 1-25	RPI 26-50	W-L RECORDS	RPI 51-100	RPI 101-150	RPI 150+				
13- 14	0- 3	0- 1	OVERALL	0- 0	0- 0	13- 10				
9- 2	0- 0	0- 0	HOME	0- 0	0- 0	9- 2				
4- 10	0- 0	0- 0	AWAY	0- 0	0- 0	4- 1				
0- 2	0- 1	0- 0	NEUTRAL	0- 0	0- 0	0- 1				
1- 6	0- 3	0- 1	NON-CONFERENCE	0- 0	0- 0	1- 2				
1- 0	0- 0	0- 0	HOME	0- 0	0- 0	1- 0				
0- 5	0- 2	0- 1	AWAY	0- 0	0- 0	0- 2				
0- 1	0- 1	0- 0	NEUTRAL	0- 0	0- 0	0- 0				
12- 8	0- 0	0- 0	CONFERENCE	0- 0	0- 0	12- 8				
8- 2	0- 0	0- 0	HOME	0- 0	0- 0	8- 2				
4- 5	0- 0	0- 0	AWAY	0- 0	0- 0	4- 5				
0- 1	0- 0	0- 0	NEUTRAL	0- 0	0- 0	0- 1				

RPI 1-25				RPI 26-50				RPI 51-100				RPI 101+ Team's RPI: 230			
RPI	S	Opponent	Score	RPI	S	Opponent	Score	RPI	S	Opponent	Score	RPI	S	Opponent	Score
8	A	UCLA	47 95	43	A	Michigan St.	55 70					158	A	Texas Southern	46 58
19	A	Ohio St.	73 108									158	H	Texas Southern	71 77
23	N	Texas A&M	58 81									172	A	East Carolina	55 62
												173	H	Bethune-Cookman	61 59
												193	A	Grambling	71 68
												193	H	Grambling	63 70
												193	N	Grambling	56 65
												209	A	Alabama St.	70 75
												209	H	Alabama St.	59 53
												247	A	South Ala.	48 55
												266	A	Prairie View	63 70
												266	H	Prairie View	86 72
												287	A	Ark.-Pine Bluff	59 63
												287	H	Ark.-Pine Bluff	67 50
												303	A	Alcorn	63 69
												303	H	Alcorn	73 67
												303	H	Alcorn	45 33
												311	A	Mississippi Val.	62 51
												311	H	Mississippi Val.	51 44
												333	A	Jackson St.	85 56
												333	H	Jackson St.	80 61
												349	A	Alabama A&M	66 54
												349	H	Alabama A&M	69 57
LAST 12 Division I GAMES:															
193	N	Grambling	56 65	349	H	Alabama A&M	69 57								
303	H	Alcorn	73 67	311	A	Mississippi Val.	62 51								
158	A	Texas Southern	46 58	287	A	Ark.-Pine Bluff	59 63								
266	A	Prairie View	63 70	333	H	Jackson St.	80 61								
303	H	Alcorn	45 33	193	H	Grambling	63 70								
209	H	Alabama St.	59 53	303	A	Alcorn	63 69								

Non-Div I Games: Spring Hill 68 53

Southern U.

Loss, Non-Conf, S Site, H Home A Away N Neutral

Southern Utah

Through Games Of April 2, 2017

Average RPI Win:	215	WON-LOST	WINNING	LAST 10	STRENGTH OF	OPP. STRENGTH	TEAM	ADJ.	CONF.	ADJ CONF.
Average RPI Loss:	179	RECORD	PCT. RANK	GAMES	SCHEDULE	OF SCHEDULE	RPI	RPI	RPI	RPI
DIV. I ONLY	6- 23	316	2- 8	198	234	289	289	20	20	
DIV. I NON-CONF.	4- 6	208	0- 0	177	235	186	186	19	19	
TOTALS	RPI 1-25	RPI 26-50	W-L RECORDS	RPI 51-100	RPI 101-150	RPI 150+				
6- 23	0- 1	0- 0	OVERALL	0- 2	1- 10	5- 10				
1- 11	0- 0	0- 0	HOME	0- 0	0- 5	1- 6				
5- 11	0- 1	0- 0	AWAY	0- 2	1- 4	4- 4				
0- 1	0- 0	0- 0	NEUTRAL	0- 0	0- 1	0- 0				
4- 6	0- 1	0- 0	NON-CONFERENCE	0- 1	0- 2	4- 2				
0- 3	0- 0	0- 0	HOME	0- 0	0- 1	0- 2				
4- 3	0- 1	0- 0	AWAY	0- 1	0- 1	4- 0				
0- 0	0- 0	0- 0	NEUTRAL	0- 0	0- 0	0- 0				
2- 17	0- 0	0- 0	CONFERENCE	0- 1	1- 8	1- 8				
1- 8	0- 0	0- 0	HOME	0- 0	0- 4	1- 4				
1- 8	0- 0	0- 0	AWAY	0- 1	1- 3	0- 4				
0- 1	0- 0	0- 0	NEUTRAL	0- 0	0- 1	0- 0				

RPI	S	Opponent	Score	RPI	S	Opponent	Score	RPI	S	Opponent	Score	RPI	S	Opponent	Score	Team's RPI: 289
6	A	Oregon St.	38 77					59	A	Montana St.	68 71	119	A	Wyoming	48 68	
								78	A	Utah	43 69	123	H	Arizona	65 77	
												128	A	Northern Colo.	55 74	
												128	H	Northern Colo.	53 83	
												129	A	North Dakota	70 75	
												129	H	North Dakota	65 68	
												137	A	Eastern Wash.	64 63	
												137	H	Eastern Wash.	66 67	
												141	A	Idaho	61 76	
												141	H	Idaho	68 85	
												141	N	Idaho	68 83	
												153	H	Idaho St.	68 71	
												156	A	CSUN	77 71	
												194	A	Utah St.	70 54	
												212	A	Portland St.	74 81	
												212	H	Portland St.	82 64	
												237	H	Weber St.	68 73	
												240	H	Grand Canyon	73 76	
												261	A	CSU Bakersfield	65 59	
												286	A	Sacramento St.	69 81	
												286	H	Sacramento St.	104 110	
												292	A	Northern Ariz.	65 77	
												292	H	Northern Ariz.	68 77	
												325	A	Montana	55 64	
												327	A	UC Irvine	70 58	
												332	H	Utah Valley	64 70	
LAST 12 Division I GAMES:																
141	N	Idaho	68 83	59	A	Montana St.	68 71									
141	A	Idaho	61 76	325	A	Montana	55 64									
137	A	Eastern Wash.	64 63	153	H	Idaho St.	68 71									
286	H	Sacramento St.	104 110	237	H	Weber St.	68 73									
212	H	Portland St.	82 64	128	A	Northern Colo.	55 74									
292	A	Northern Ariz.	65 77	129	A	North Dakota	70 75									

Non-Div I Games: Antelope Valley 89 76

Southern Utah

■ Loss,
 ■ Non-Conf,
 ■ S Site,
 ■ Home
 ■ A Away
 N Neutral

St. Bonaventure

Through Games Of April 2, 2017

Average RPI Win:	225	WON-LOST	WINNING	LAST 10	STRENGTH OF	OPP. STRENGTH	TEAM	ADJ.	CONF.	ADJ CONF.
Average RPI Loss:	143	RECORD	PCT. RANK	GAMES	SCHEDULE	OF SCHEDULE	RPI	RPI	RPI	RPI
DIV. I ONLY	9- 20	273	2- 8	130	171	248	248	12	12	
DIV. I NON-CONF.	5- 7	204	0- 0	171	257	210	210	12	12	
TOTALS	RPI 1-25	RPI 26-50	W-L RECORDS	RPI 51-100	RPI 101-150	RPI 150+				
9- 20	0- 0	0- 1	OVERALL	1- 5	2- 7	6- 7				
6- 7	0- 0	0- 1	HOME	1- 2	1- 2	4- 2				
1- 13	0- 0	0- 0	AWAY	0- 3	0- 5	1- 5				
2- 0	0- 0	0- 0	NEUTRAL	0- 0	1- 0	1- 0				
5- 7	0- 0	0- 0	NON-CONFERENCE	1- 2	1- 2	3- 3				
3- 2	0- 0	0- 0	HOME	1- 1	0- 0	2- 1				
0- 5	0- 0	0- 0	AWAY	0- 1	0- 2	0- 2				
2- 0	0- 0	0- 0	NEUTRAL	0- 0	1- 0	1- 0				
4- 13	0- 0	0- 1	CONFERENCE	0- 3	1- 5	3- 4				
3- 5	0- 0	0- 1	HOME	0- 1	1- 2	2- 1				
1- 8	0- 0	0- 0	AWAY	0- 2	0- 3	1- 3				
0- 0	0- 0	0- 0	NEUTRAL	0- 0	0- 0	0- 0				

RPI S	Opponent	Score	RPI S	Opponent	Score	RPI S	Opponent	Score	RPI S	Opponent	Score	Team's RPI: 248
			39 H Dayton	60 62		55 A Toledo	50 74		106 A Buffalo	47 68		
						57 H Bucknell	35 57		107 N Rider	60 47		
						70 A George Washington	57 63		115 A Fordham	45 57		
						93 A Saint Louis	49 64		115 H Fordham	44 60		
						93 H Saint Louis	58 74		122 A Saint Joseph's	53 70		
						100 H Albany (NY)	67 59		127 A Duquesne	61 83		
									127 H Duquesne	69 56		
									140 A Delaware	40 43		
									149 H VCU	60 77		
									171 A La Salle	70 73		
									171 H La Salle	45 57		
									197 A George Mason	49 52		
									232 A Richmond	54 61		
									252 H Canisius	57 74		
									262 H Stony Brook	51 37		
									263 N Austin Peay	58 57		
									265 A Niagara	43 65		
									275 H Colgate	70 57		
									279 H Davidson	70 51		
									285 A Eastern Mich.	56 75		
									302 H Rhode Island	78 69		
									310 A Massachusetts	55 38		
LAST 12 Division I GAMES:												
171 A La Salle	70 73	115 A Fordham	45 57									
127 A Duquesne	61 83	122 A Saint Joseph's	53 70									
149 H VCU	60 77	279 H Davidson	70 51									
70 A George Washington	57 63	127 H Duquesne	69 56									
93 H Saint Louis	58 74	310 A Massachusetts	55 38									
171 H La Salle	45 57	115 H Fordham	44 60									

Non-Div I Games:

St. Bonaventure

■ Loss,
■ Non-Conf,
■ S Site,
■ H Home
■ A Away
N Neutral

Average RPI Win:	283	WON-LOST	WINNING	LAST 10	STRENGTH OF	OPP. STRENGTH	TEAM	ADJ.	CONF.	ADJ CONF.
Average RPI Loss:	221	RECORD	PCT. RANK	GAMES	SCHEDULE	OF SCHEDULE	RPI	RPI	RPI	RPI
DIV. I ONLY	8- 22	296	2- 8	322	332	323	323	31	31	
DIV. I NON-CONF.	2- 9	293	0- 0	224	267	315	315	32	32	
TOTALS	RPI 1-25	RPI 26-50	W-L RECORDS	RPI 51-100	RPI 101-150	RPI 150+				
8- 22	0- 0	0- 1	OVERALL	0- 1	0- 2	8- 18				
4- 9	0- 0	0- 0	HOME	0- 0	0- 0	4- 9				
4- 12	0- 0	0- 1	AWAY	0- 1	0- 2	4- 8				
0- 1	0- 0	0- 0	NEUTRAL	0- 0	0- 0	0- 1				
2- 9	0- 0	0- 1	NON-CONFERENCE	0- 1	0- 2	2- 5				
2- 2	0- 0	0- 0	HOME	0- 0	0- 0	2- 2				
0- 6	0- 0	0- 1	AWAY	0- 1	0- 2	0- 2				
0- 1	0- 0	0- 0	NEUTRAL	0- 0	0- 0	0- 1				
6- 13	0- 0	0- 0	CONFERENCE	0- 0	0- 0	6- 13				
2- 7	0- 0	0- 0	HOME	0- 0	0- 0	2- 7				
4- 6	0- 0	0- 0	AWAY	0- 0	0- 0	4- 6				
0- 0	0- 0	0- 0	NEUTRAL	0- 0	0- 0	0- 0				

[illegible]

Non-Div I Games:

St. Francis Brooklyn

Loss, Non-Conf, S Site, H Home A Away N Neutral

S
t
.
F
r
a
n
c
i
s
B
r
o
o
k
l
y
n

RPI S Opponent St. Francis Brooklyn Score

Through Games Of April 2, 2017

RPI	S	Opponent	Score	
341	A	Wagner	45	58
341	H	Wagner	63	50

St. Francis Brooklyn

S
t
.
F
r
a
n
c
i
s
B
r
o
o
k
l
y
n

Average RPI Win:	150	WON-LOST	WINNING	LAST 10	STRENGTH OF	OPP. STRENGTH	TEAM	ADJ.	CONF.	ADJ CONF.
Average RPI Loss:	49	RECORD	PCT. RANK	GAMES	SCHEDULE	OF SCHEDULE	RPI	RPI	RPI	RPI
DIV. I ONLY	22- 12	88	6- 4	66	66	62	62	7	7	
DIV. I NON-CONF.	10- 4	66	2- 1	91	58	71	71	6	6	
TOTALS	RPI 1-25	RPI 26-50	W-L RECORDS	RPI 51-100	RPI 101-150	RPI 150+				
22- 12	0- 6	5- 4	OVERALL	4- 0	2- 1	11- 1				
13- 5	0- 3	3- 1	HOME	2- 0	0- 1	8- 0				
7- 5	0- 2	1- 2	AWAY	1- 0	2- 0	3- 1				
2- 2	0- 1	1- 1	NEUTRAL	1- 0	0- 0	0- 0				
10- 4	0- 1	2- 2	NON-CONFERENCE	2- 0	2- 1	4- 0				
7- 2	0- 1	2- 0	HOME	1- 0	0- 1	4- 0				
2- 1	0- 0	0- 1	AWAY	0- 0	2- 0	0- 0				
1- 1	0- 0	0- 1	NEUTRAL	1- 0	0- 0	0- 0				
12- 8	0- 5	3- 2	CONFERENCE	2- 0	0- 0	7- 1				
6- 3	0- 2	1- 1	HOME	1- 0	0- 0	4- 0				
5- 4	0- 2	1- 1	AWAY	1- 0	0- 0	3- 1				
1- 1	0- 1	0- 0	NEUTRAL	0- 0	0- 0	0- 0				

RPI 1-25				RPI 26-50				RPI 51-100 Team's RPI: 62				RPI 101+			
RPI	S	Opponent	Score	RPI	S	Opponent	Score	RPI	S	Opponent	Score	RPI	S	Opponent	Score
16	A	DePaul	51 54	30	A	Marquette	82 72	51	N	Virginia	66 55	115	A	Fordham	59 45
16	H	DePaul	66 78	30	H	Marquette	70 64	76	A	Georgetown	71 66	124	A	William & Mary	73 57
16	N	DePaul	41 59	33	N	Arizona St.	41 54	76	H	Georgetown	65 54	127	H	Duquesne	65 71
17	H	Miami (FL)	50 62	34	A	Michigan	40 60	100	H	Albany (NY)	54 36	196	A	Providence	71 47
21	A	Creighton	60 67	41	A	Villanova	50 55					196	H	Providence	60 50
21	H	Creighton	43 55	41	H	Villanova	56 67					199	A	Seton Hall	59 64
				41	N	Villanova	56 40					199	H	Seton Hall	77 71
				42	H	James Madison	74 63					202	H	Sacred Heart	72 43
				47	H	Harvard	62 57					203	A	Xavier	65 48
												203	H	Xavier	64 55
												221	H	Rutgers	65 39
												258	A	Butler	62 41
												258	H	Butler	62 55
												299	H	Lafayette	64 46
												341	H	Wagner	62 34
LAST 12 Division I GAMES:															
34	A	Michigan	40 60	21	A	Creighton	60 67								
47	H	Harvard	62 57	196	A	Providence	71 47								
202	H	Sacred Heart	72 43	76	H	Georgetown	65 54								
16	N	DePaul	41 59	41	H	Villanova	56 67								
41	N	Villanova	56 40	30	A	Marquette	82 72								
199	H	Seton Hall	77 71	16	A	DePaul	51 54								

Non-Div I Games:

St. John's (NY)

■ Loss,
 ■ Non-Conf,
 ■ S Site,
 ■ H Home
 ■ A Away
 N Neutral

Average RPI Win:	80	WON-LOST	WINNING	LAST 10	STRENGTH OF	OPP. STRENGTH	TEAM	ADJ.	CONF.	ADJ CONF.
Average RPI Loss:	18	RECORD	PCT. RANK	GAMES	SCHEDULE	OF SCHEDULE	RPI	RPI	RPI	RPI
DIV. I ONLY	32- 6	9	8- 2	5	5	5	5	1	1	
DIV. I NON-CONF.	14- 3	30	4- 1	6	23	5	5	1	1	
TOTALS	RPI 1-25	RPI 26-50	W-L RECORDS	RPI 51-100	RPI 101-150	RPI 150+				
32- 6	8- 5	6- 0	OVERALL	9- 1	4- 0	5- 0				
12- 3	2- 2	2- 0	HOME	4- 1	2- 0	2- 0				
11- 2	2- 2	3- 0	AWAY	4- 0	1- 0	1- 0				
9- 1	4- 1	1- 0	NEUTRAL	1- 0	1- 0	2- 0				
14- 3	3- 2	2- 0	NON-CONFERENCE	2- 1	2- 0	5- 0				
5- 1	1- 0	0- 0	HOME	1- 1	1- 0	2- 0				
3- 1	0- 1	1- 0	AWAY	1- 0	0- 0	1- 0				
6- 1	2- 1	1- 0	NEUTRAL	0- 0	1- 0	2- 0				
18- 3	5- 3	4- 0	CONFERENCE	7- 0	2- 0	0- 0				
7- 2	1- 2	2- 0	HOME	3- 0	1- 0	0- 0				
8- 1	2- 1	2- 0	AWAY	3- 0	1- 0	0- 0				
3- 0	2- 0	0- 0	NEUTRAL	1- 0	0- 0	0- 0				

RPI 1-25				Team's RPI: 5				RPI 26-50				RPI 51-100				RPI 101+			
RPI	S	Opponent	Score					RPI	S	Opponent	Score	RPI	S	Opponent	Score	RPI	S	Opponent	Score
2	N	South Carolina	53 62					26	A	Kansas St.	69 48	64	A	Washington St.	76 54	123	A	Arizona	77 55
3	N	Notre Dame	76 75					33	A	Arizona St.	64 57	64	N	Washington St.	66 36	123	H	Arizona	73 46
6	A	Oregon St.	47 50					33	H	Arizona St.	66 56	67	H	Gonzaga	63 68	133	N	New Mexico St.	72 64
6	H	Oregon St.	69 72					46	N	Purdue	78 69	70	A	George Washington	71 52	136	H	Yale	102 44
6	N	Oregon St.	48 43					48	A	California	72 66	73	H	UC Davis	68 42	156	H	CSUN	88 54
8	H	UCLA	76 85					48	H	California	72 54	78	A	Utah	77 58	161	N	Northeastern	74 45
9	A	Washington	72 68									78	H	Utah	87 51	178	N	Wichita St.	87 39
13	H	Texas	71 59									83	A	Colorado	84 70	261	A	CSU Bakersfield	77 56
13	N	Texas	77 66									83	H	Colorado	64 51	272	H	Cal Poly	83 55
18	A	Tennessee	51 59									89	H	Southern California	58 42				
24	A	Oregon	65 59																
24	H	Oregon	81 60																
24	N	Oregon	71 56																
LAST 12 Division I GAMES:																			
		2 N South Carolina	53 62							24 N Oregon	71 56								
		3 N Notre Dame	76 75							64 N Washington St.	66 36								
		13 N Texas	77 66							24 A Oregon	65 59								
		26 A Kansas St.	69 48							6 A Oregon St.	47 50								
		133 N New Mexico St.	72 64							48 H California	72 54								
		6 N Oregon St.	48 43							48 A California	72 66								

Non-Div I Games:

Stanford

StetsonStetson

Non-Div I Games:	Palm Beach Atl.	89	50	Webber Int'l	92	54	Warner	100	34
------------------	-----------------	----	----	--------------	----	----	--------	-----	----

Page 321

Stony Brook

Through Games Of April 2, 2017

Average RPI Win:	252	WON-LOST	WINNING	LAST 10	STRENGTH OF	OPP. STRENGTH	TEAM	ADJ.	CONF.	ADJ CONF.
Average RPI Loss:	164	RECORD	PCT. RANK	GAMES	SCHEDULE	OF SCHEDULE	RPI	RPI	RPI	RPI
DIV. I ONLY	11- 18	243	3- 7	256	245	262	262	22	22	
DIV. I NON-CONF.	6- 6	164	0- 0	288	280	219	219	22	22	
TOTALS	RPI 1-25	RPI 26-50	W-L RECORDS	RPI 51-100	RPI 101-150	RPI 150+				
11- 18	0- 0	0- 2	OVERALL	0- 5	2- 2	9- 9				
6- 7	0- 0	0- 1	HOME	0- 2	2- 0	4- 4				
4- 9	0- 0	0- 0	AWAY	0- 2	0- 2	4- 5				
1- 2	0- 0	0- 1	NEUTRAL	0- 1	0- 0	1- 0				
6- 6	0- 0	0- 2	NON-CONFERENCE	0- 0	1- 1	5- 3				
3- 2	0- 0	0- 1	HOME	0- 0	1- 0	2- 1				
2- 3	0- 0	0- 0	AWAY	0- 0	0- 1	2- 2				
1- 1	0- 0	0- 1	NEUTRAL	0- 0	0- 0	1- 0				
5- 12	0- 0	0- 0	CONFERENCE	0- 5	1- 1	4- 6				
3- 5	0- 0	0- 0	HOME	0- 2	1- 0	2- 3				
2- 6	0- 0	0- 0	AWAY	0- 2	0- 1	2- 3				
0- 1	0- 0	0- 0	NEUTRAL	0- 1	0- 0	0- 0				

RPI S	Opponent	Score	RPI S	Opponent	Score	RPI S	Opponent	Score	RPI S	Opponent	Score	Team's RPI: 262
31	H Syracuse	60 78	90	A New Hampshire	46 49	130	A Maine	71 78				
49	N Indiana	60 74	90	H New Hampshire	45 56	130	H Maine	55 41				
			90	N New Hampshire	49 58	132	H Cornell	66 65				
			100	A Albany (NY)	54 64	148	A Iona	46 57				
			100	H Albany (NY)	57 75	187	H Hofstra	64 67				
						188	A Hartford	52 65				
						188	H Hartford	40 62				
						198	H Columbia	55 53				
						213	A Binghamton	74 59				
						213	H Binghamton	40 48				
						220	A UMBC	61 67				
						220	H UMBC	51 37				
						248	A St. Bonaventure	37 51				
						274	A Vermont	43 53				
						274	H Vermont	43 57				
						278	A Manhattan	55 50				
						295	H UMKC	57 55				
						301	A Central Conn. St.	64 59				
						324	N Florida A&M	80 49				
						336	A LIU Brooklyn	48 58				
						343	A UMass Lowell	86 44				
						343	H UMass Lowell	83 53				
LAST 12 Division I GAMES:												
90	N New Hampshire	49 58	343	A UMass Lowell	86 44							
274	H Vermont	43 57	100	H Albany (NY)	57 75							
220	H UMBC	51 37	90	H New Hampshire	45 56							
213	A Binghamton	74 59	274	A Vermont	43 53							
188	H Hartford	40 62	220	A UMBC	61 67							
130	A Maine	71 78	213	H Binghamton	40 48							

Non-Div I Games: Molloy 62 53

Stony Brook

Loss, Non-Conf, S Site, H Home A Away N Neutral

Average RPI Win:	145	WON-LOST	WINNING	LAST 10	STRENGTH OF	OPP. STRENGTH	TEAM	ADJ.	CONF.	ADJ CONF.
Average RPI Loss:	22	RECORD	PCT. RANK	GAMES	SCHEDULE	OF SCHEDULE	RPI	RPI	RPI	RPI
DIV. I ONLY	22- 11	75	6- 4	37	27	31	31	3	3	
DIV. I NON-CONF.	10- 5	85	1- 1	78	51	64	64	4	4	
TOTALS	RPI 1-25	RPI 26-50	W-L RECORDS	RPI 51-100	RPI 101-150	RPI 150+				
22- 11	1- 9	2- 1	OVERALL	5- 1	4- 0	10- 0				
13- 1	1- 1	2- 0	HOME	2- 0	1- 0	7- 0				
5- 6	0- 4	0- 1	AWAY	1- 1	1- 0	3- 0				
4- 4	0- 4	0- 0	NEUTRAL	2- 0	2- 0	0- 0				
10- 5	0- 4	1- 0	NON-CONFERENCE	2- 1	1- 0	6- 0				
6- 0	0- 0	1- 0	HOME	0- 0	0- 0	5- 0				
1- 2	0- 1	0- 0	AWAY	0- 1	0- 0	1- 0				
3- 3	0- 3	0- 0	NEUTRAL	2- 0	1- 0	0- 0				
12- 6	1- 5	1- 1	CONFERENCE	3- 0	3- 0	4- 0				
7- 1	1- 1	1- 0	HOME	2- 0	1- 0	2- 0				
4- 4	0- 3	0- 1	AWAY	1- 0	1- 0	2- 0				
1- 1	0- 1	0- 0	NEUTRAL	0- 0	1- 0	0- 0				

RPI	S	Opponent	Score	RPI	S	Opponent	Score	RPI	S	Opponent	Score	RPI	S	Opponent	Score
1	A	UConn	64 94	36	H	North Carolina St.	85 75	51	H	Virginia	54 49	108	A	Clemson	88 62
3	H	Notre Dame	80 85	43	H	Michigan St.	75 64	70	N	George Washington	74 71	121	H	North Carolina	95 64
10	A	Duke	55 72	45	A	Georgia Tech	66 75	71	N	Iowa St.	85 65	121	N	North Carolina	83 64
10	N	Duke	46 68					77	A	Virginia Tech	82 72	134	N	Old Dominion	92 66
11	A	Florida St.	58 77					88	A	Drexel	61 62	159	A	Pittsburgh	73 57
12	A	Louisville	76 91					91	H	Wake Forest	85 64	159	H	Pittsburgh	93 65
16	N	DePaul	84 108									170	A	Boston College	72 45
17	H	Miami (FL)	81 48									170	H	Boston College	79 52
19	N	Ohio St.	72 77									179	H	Siena	102 65
23	N	Texas A&M	84 105									262	A	Stony Brook	78 60
												265	H	Niagara	109 60
												290	H	Coppin St.	76 30
												301	H	Central Conn. St.	95 63
												302	H	Rhode Island	95 49
LAST 12 Division I GAMES:															
1	A	UConn	64 94	3	H	Notre Dame	80 85								
71	N	Iowa St.	85 65	121	H	North Carolina	95 64								
10	N	Duke	46 68	10	A	Duke	55 72								
121	N	North Carolina	83 64	170	A	Boston College	72 45								
159	A	Pittsburgh	73 57	159	H	Pittsburgh	93 65								
91	H	Wake Forest	85 64	77	A	Virginia Tech	82 72								

Non-Div I Games:

Syracuse

■ Loss,
■ Non-Conf,
■ S Site,
■ H Home
■ A Away
N Neutral

TCUTCU

TCU

Page 324

Average RPI Win:	136	WON-LOST	WINNING	LAST 10	STRENGTH OF	OPP. STRENGTH	TEAM	ADJ.	CONF.	ADJ CONF.
Average RPI Loss:	47	RECORD	PCT. RANK	GAMES	SCHEDULE	OF SCHEDULE	RPI	RPI	RPI	RPI
DIV. I ONLY	24- 8	32	7- 3	55	50	25	25	6	6	
DIV. I NON-CONF.	10- 4	66	0- 1	67	42	35	35	7	7	
TOTALS	RPI 1-25	RPI 26-50	W-L RECORDS	RPI 51-100	RPI 101-150	RPI 150+				
24- 8	1- 3	3- 3	OVERALL	5- 1	3- 1	12- 0				
11- 2	1- 1	1- 1	HOME	2- 0	1- 0	6- 0				
12- 3	0- 1	2- 1	AWAY	3- 0	2- 1	5- 0				
1- 3	0- 1	0- 1	NEUTRAL	0- 1	0- 0	1- 0				
10- 4	1- 1	2- 1	NON-CONFERENCE	1- 1	1- 1	5- 0				
5- 0	1- 0	1- 0	HOME	0- 0	0- 0	3- 0				
5- 2	0- 0	1- 1	AWAY	1- 0	1- 1	2- 0				
0- 2	0- 1	0- 0	NEUTRAL	0- 1	0- 0	0- 0				
14- 4	0- 2	1- 2	CONFERENCE	4- 0	2- 0	7- 0				
6- 2	0- 1	0- 1	HOME	2- 0	1- 0	3- 0				
7- 1	0- 1	1- 0	AWAY	2- 0	1- 0	3- 0				
1- 1	0- 0	0- 1	NEUTRAL	0- 0	0- 0	1- 0				

RPI	S	Opponent	Score	RPI	S	Opponent	Score	RPI	S	Opponent	Score	RPI	S	Opponent	Score
1	A	UConn	45 90	29	H	Quinnipiac	71 68	56	A	Penn	63 53	122	A	Saint Joseph's	86 70
1	H	UConn	69 97	35	A	South Fla.	77 71	74	A	Tulane	76 50	147	A	Hampton	65 71
16	H	DePaul	84 74	35	H	South Fla.	51 55	74	H	Tulane	86 71	150	A	Tulsa	58 49
24	N	Oregon	70 71	35	N	South Fla.	58 63	85	N	Florida	76 83	150	H	Tulsa	70 43
				41	A	Villanova	83 48	94	A	UCF	66 60	165	H	Fairfield	73 59
				47	A	Harvard	62 73	95	H	SMU	66 52	168	A	Memphis	73 67
												168	H	Memphis	66 51
												171	H	La Salle	86 70
												172	A	East Carolina	76 43
												172	H	East Carolina	78 47
												175	A	Houston	69 57
												175	N	Houston	67 58
												182	H	Cincinnati	88 64
												221	A	Rutgers	48 37
												273	A	Kennesaw St.	79 38
												274	H	Vermont	53 39
LAST 12 Division I GAMES:															
24	N	Oregon	70 71	35	A	South Fla.	77 71	56	A	Penn	63 53	122	A	Saint Joseph's	86 70
35	N	South Fla.	58 63	74	A	Tulane	76 50	74	A	Tulane	86 71	147	A	Hampton	65 71
175	N	Houston	67 58	172	A	East Carolina	76 43	85	N	Florida	76 83	150	A	Tulsa	58 49
94	A	UCF	66 60	150	H	Tulsa	70 43	94	A	UCF	66 60	150	H	Tulsa	70 43
182	H	Cincinnati	88 64	74	A	Tulane	76 50	95	H	SMU	66 52	165	H	Fairfield	73 59
1	A	UConn	45 90	1	H	UConn	69 97					168	A	Memphis	73 67

Non-Div I Games:

Temple

Tennessee

Through Games Of April 2, 2017

Average RPI Win:	92	WON-LOST	WINNING	LAST 10	STRENGTH OF	OPP. STRENGTH	TEAM	ADJ.	CONF.	ADJ CONF.
Average RPI Loss:	59	RECORD	PCT. RANK	GAMES	SCHEDULE	OF SCHEDULE	RPI	RPI	RPI	RPI
DIV. I ONLY	20- 12	102	5- 5	8	13	18	18	2	2	
DIV. I NON-CONF.	10- 5	85	1- 1	8	13	14	14	2	2	
TOTALS	RPI 1-25	RPI 26-50	W-L RECORDS	RPI 51-100	RPI 101-150	RPI 150+				
20- 12	6- 5	3- 1	OVERALL	2- 3	4- 3	5- 0				
13- 3	4- 3	1- 0	HOME	1- 0	3- 0	4- 0				
6- 8	2- 2	1- 1	AWAY	1- 3	1- 2	1- 0				
1- 1	0- 0	1- 0	NEUTRAL	0- 0	0- 1	0- 0				
10- 5	2- 3	2- 0	NON-CONFERENCE	0- 2	2- 0	4- 0				
7- 1	2- 1	0- 0	HOME	0- 0	2- 0	3- 0				
2- 4	0- 2	1- 0	AWAY	0- 2	0- 0	1- 0				
1- 0	0- 0	1- 0	NEUTRAL	0- 0	0- 0	0- 0				
10- 7	4- 2	1- 1	CONFERENCE	2- 1	2- 3	1- 0				
6- 2	2- 2	1- 0	HOME	1- 0	1- 0	1- 0				
4- 4	2- 0	0- 1	AWAY	1- 1	1- 2	0- 0				
0- 1	0- 0	0- 0	NEUTRAL	0- 0	0- 1	0- 0				

RPI	S	Opponent	Score
2	A	South Carolina	76 74
3	H	Notre Dame	71 69
4	A	Mississippi St.	82 64
4	H	Mississippi St.	64 74
5	H	Stanford	59 51
7	H	Baylor	66 88
12	A	Louisville	64 75
13	A	Texas	67 72
14	H	Kentucky	72 65
22	H	Missouri	77 66
23	H	Texas A&M	59 61

RPI	S	Opponent	Score
39	N	Dayton	66 57
40	H	LSU	77 58
42	A	James Madison	81 69
50	A	Auburn	61 79

RPI	S	Opponent	Score
77	A	Virginia Tech	63 67
82	A	Penn St.	56 70
85	A	Florida	84 75
85	H	Florida	74 70
87	A	Georgia	78 81

RPI	S	Opponent	Score
101	H	Troy	110 84
109	A	Alabama	57 65
109	N	Alabama	64 72
112	A	Vanderbilt	70 57
112	H	Vanderbilt	91 63
113	H	Navy	85 55
131	A	Ole Miss	62 67
174	H	Arkansas	59 46
204	A	ETSU	83 58
216	H	Appalachian St.	92 66
217	H	UNCW	90 54
255	H	Tennessee St.	86 36

LAST 12 Division I GAMES:

12	A	Louisville	64 75
39	N	Dayton	66 57
109	N	Alabama	64 72
4	A	Mississippi St.	82 64
85	H	Florida	74 70
174	H	Arkansas	59 46
109	A	Alabama	57 65
23	H	Texas A&M	59 61
22	H	Missouri	77 66
87	A	Georgia	78 81
40	H	LSU	77 58
2	A	South Carolina	76 74

Non-Div I Games:

Tennessee

■ Loss,
 ■ Non-Conf, S Site,
 ■ Home
 ■ Away
 N Neutral

Average RPI Win:	237	WON-LOST	WINNING	LAST 10	STRENGTH OF	OPP. STRENGTH	TEAM	ADJ.	CONF.	ADJ CONF.
Average RPI Loss:	188	RECORD	PCT. RANK	GAMES	SCHEDULE	OF SCHEDULE	RPI	RPI	RPI	RPI
DIV. I ONLY	9- 16	253	3- 7	236	264	255	255	26	26	
DIV. I NON-CONF.	4- 5	195	0- 0	220	155	158	158	26	26	
TOTALS	RPI 1-25	RPI 26-50	W-L RECORDS	RPI 51-100	RPI 101-150	RPI 150+				
9- 16	0- 1	0- 0	OVERALL	0- 3	1- 1	8- 11				
6- 3	0- 0	0- 0	HOME	0- 1	0- 0	6- 2				
2- 12	0- 1	0- 0	AWAY	0- 2	1- 1	1- 8				
1- 1	0- 0	0- 0	NEUTRAL	0- 0	0- 0	1- 1				
4- 5	0- 1	0- 0	NON-CONFERENCE	0- 1	1- 1	3- 2				
1- 0	0- 0	0- 0	HOME	0- 0	0- 0	1- 0				
2- 4	0- 1	0- 0	AWAY	0- 1	1- 1	1- 1				
1- 1	0- 0	0- 0	NEUTRAL	0- 0	0- 0	1- 1				
5- 11	0- 0	0- 0	CONFERENCE	0- 2	0- 0	5- 9				
5- 3	0- 0	0- 0	HOME	0- 1	0- 0	5- 2				
0- 8	0- 0	0- 0	AWAY	0- 1	0- 0	0- 7				
0- 0	0- 0	0- 0	NEUTRAL	0- 0	0- 0	0- 0				

RPI 1-25				RPI 26-50				RPI 51-100				RPI 101+ Team's RPI: 255			
RPI	S	Opponent	Score	RPI	S	Opponent	Score	RPI	S	Opponent	Score	RPI	S	Opponent	Score
18	A	Tennessee	36 86					58	A	Belmont	71 87	116	A	UNLV	48 69
								58	H	Belmont	60 70	117	A	Stetson	56 50
								92	A	Oklahoma St.	48 86	173	N	Bethune-Cookman	69 60
												177	A	Morehead St.	74 87
												177	H	Morehead St.	69 66
												203	A	Xavier	54 63
												207	N	Wisconsin	70 80
												210	A	SIUE	52 73
												223	H	UT Martin	85 80
												249	A	Jacksonville St.	56 69
												249	H	Jacksonville St.	64 51
												263	A	Austin Peay	63 79
												264	A	Murray St.	72 80
												267	H	Southeast Mo. St.	67 75
												271	A	Eastern Ky.	62 66
												271	H	Eastern Ky.	78 64
												281	A	Tennessee Tech	59 64
												281	H	Tennessee Tech	59 72
												297	H	Eastern Ill.	69 58
												304	A	Lipscomb	77 71
												318	H	Arkansas St.	76 66
LAST 12 Division I GAMES:															
58	A	Belmont	71 87	297	H	Eastern Ill.	69 58								
271	H	Eastern Ky.	78 64	58	H	Belmont	60 70								
177	A	Morehead St.	74 87	210	A	SIUE	52 73								
249	A	Jacksonville St.	56 69	249	H	Jacksonville St.	64 51								
281	H	Tennessee Tech	59 72	281	A	Tennessee Tech	59 64								
263	A	Austin Peay	63 79	271	A	Eastern Ky.	62 66								

Non-Div I Games: Fisk 97 41

Tennessee St.

■ Loss,
 ■ Non-Conf,
 ■ S Site,
 ■ Home
 ■ A Away
 N Neutral

Tennessee Tech

Through Games Of April 2, 2017

Average RPI Win:	269	WON-LOST	WINNING	LAST 10	STRENGTH OF	OPP. STRENGTH	TEAM	ADJ.	CONF.	ADJ CONF.
Average RPI Loss:	177	RECORD	PCT. RANK	GAMES	SCHEDULE	OF SCHEDULE	RPI	RPI	RPI	RPI
DIV. I ONLY	9- 20	273	3- 7	211	293	281	281	26	26	
DIV. I NON-CONF.	2- 10	305	0- 0	216	288	307	307	26	26	
TOTALS	RPI 1-25	RPI 26-50	W-L RECORDS	RPI 51-100	RPI 101-150	RPI 150+				
9- 20	0- 0	0- 0	OVERALL	0- 4	0- 3	9- 13				
6- 7	0- 0	0- 0	HOME	0- 2	0- 1	6- 4				
3- 12	0- 0	0- 0	AWAY	0- 2	0- 2	3- 8				
0- 1	0- 0	0- 0	NEUTRAL	0- 0	0- 0	0- 1				
2- 10	0- 0	0- 0	NON-CONFERENCE	0- 2	0- 3	2- 5				
1- 4	0- 0	0- 0	HOME	0- 1	0- 1	1- 2				
1- 6	0- 0	0- 0	AWAY	0- 1	0- 2	1- 3				
0- 0	0- 0	0- 0	NEUTRAL	0- 0	0- 0	0- 0				
7- 10	0- 0	0- 0	CONFERENCE	0- 2	0- 0	7- 8				
5- 3	0- 0	0- 0	HOME	0- 1	0- 0	5- 2				
2- 6	0- 0	0- 0	AWAY	0- 1	0- 0	2- 5				
0- 1	0- 0	0- 0	NEUTRAL	0- 0	0- 0	0- 1				

RPI S	Opponent	Score	RPI S	Opponent	Score	RPI S	Opponent	Score	RPI S	Opponent	Score	Team's RPI: 281
						58	A Belmont	75 89	112	A Vanderbilt	57 89	
						58	H Belmont	66 85	126	A Radford	46 79	
						69	A IUPUI	63 77	134	H Wright St.	54 65	
						75	H Middle Tenn.	62 73	176	H UNCG	59 65	
									177	A Morehead St.	65 79	
									177	H Morehead St.	52 81	
									182	A Cincinnati	38 60	
									195	A UNC Asheville	65 77	
									204	H ETSU	76 82	
									210	A SIUE	49 60	
									210	N SIUE	69 77	
									223	H UT Martin	81 71	
									249	A Jacksonville St.	44 57	
									249	H Jacksonville St.	56 54	
									255	A Tennessee St.	72 59	
									255	H Tennessee St.	64 59	
									263	H Austin Peay	84 87	
									264	H Murray St.	72 54	
									267	A Southeast Mo. St.	74 63	
									271	A Eastern Ky.	65 78	
									271	H Eastern Ky.	53 51	
									294	H Northern Ky.	55 40	
									297	A Eastern Ill.	46 54	
									304	A Lipscomb	69 71	
									345	A Winthrop	73 50	
LAST 12 Division I GAMES:												
			210	N SIUE	69 77		297	A Eastern Ill.	46 54			
			271	A Eastern Ky.	65 78		223	H UT Martin	81 71			
			177	H Morehead St.	52 81		271	H Eastern Ky.	53 51			
			249	A Jacksonville St.	44 57		177	A Morehead St.	65 79			
			58	H Belmont	66 85		58	A Belmont	75 89			
			255	A Tennessee St.	72 59		255	H Tennessee St.	64 59			

Non-Div I Games: Tenn. Wesleyan 54 41

Tennessee Tech

■ Loss,
 ■ Non-Conf,
 ■ S Site,
 ■ H Home
 ■ A Away
 N Neutral

Average RPI Win: 115	WON-LOST	WINNING	LAST 10	STRENGTH OF	OPP. STRENGTH	TEAM	ADJ.	CONF.	ADJ CONF.
Average RPI Loss: 17	RECORD	PCT. RANK	GAMES	SCHEDULE	OF SCHEDULE	RPI	RPI	RPI	RPI
DIV. I ONLY	25- 9	37	5- 5	9	10	13	13	4	4
DIV. I NON-CONF.	9- 5	102	3- 1	5	5	23	23	3	3
TOTALS	RPI 1-25	RPI 26-50	W-L RECORDS	RPI 51-100	RPI 101-150	RPI 150+			
25- 9	4- 7	5- 1	OVERALL	5- 1	2- 0	9- 0			
15- 3	2- 2	3- 0	HOME	2- 1	1- 0	7- 0			
9- 3	2- 3	2- 0	AWAY	2- 0	1- 0	2- 0			
1- 3	0- 2	0- 1	NEUTRAL	1- 0	0- 0	0- 0			
9- 5	2- 5	1- 0	NON-CONFERENCE	1- 0	0- 0	5- 0			
8- 1	1- 1	1- 0	HOME	1- 0	0- 0	5- 0			
1- 2	1- 2	0- 0	AWAY	0- 0	0- 0	0- 0			
0- 2	0- 2	0- 0	NEUTRAL	0- 0	0- 0	0- 0			
16- 4	2- 2	4- 1	CONFERENCE	4- 1	2- 0	4- 0			
7- 2	1- 1	2- 0	HOME	1- 1	1- 0	2- 0			
8- 1	1- 1	2- 0	AWAY	2- 0	1- 0	2- 0			
1- 1	0- 0	0- 1	NEUTRAL	1- 0	0- 0	0- 0			

RPI	S	Opponent	Score	RPI	S	Opponent	Score	RPI	S	Opponent	Score	RPI	S	Opponent	Score
1	N	UConn	54 72	26	A	Kansas St.	69 61	71	A	Iowa St.	75 68	111	A	Texas Tech	77 57
2	H	South Carolina	67 76	26	H	Kansas St.	63 58	71	H	Iowa St.	66 70	111	H	Texas Tech	67 47
4	A	Mississippi St.	68 79	36	H	North Carolina St.	84 80	81	H	Central Ark.	78 50	166	A	TCU	77 69
5	A	Stanford	59 71	37	A	West Virginia	73 63	92	A	Oklahoma St.	85 71	166	H	TCU	83 54
5	N	Stanford	66 77	37	H	West Virginia	69 54	92	H	Oklahoma St.	66 35	186	H	UTSA	76 43
7	A	Baylor	85 79	37	N	West Virginia	59 62	92	N	Oklahoma St.	71 60	191	A	Kansas	66 54
7	H	Baylor	67 70									191	H	Kansas	75 42
11	A	Florida St.	92 88									215	H	UTRGV	85 61
18	H	Tennessee	72 67									238	H	New Orleans	80 48
20	A	Oklahoma	73 74									305	H	Northwestern St.	86 39
20	H	Oklahoma	86 68									338	H	Houston Baptist	98 46
LAST 12 Division I GAMES:															
5	N	Stanford	66 77	71	H	Iowa St.	66 70								
36	H	North Carolina St.	84 80	7	H	Baylor	67 70								
81	H	Central Ark.	78 50	20	A	Oklahoma	73 74								
37	N	West Virginia	59 62	11	A	Florida St.	92 88								
92	N	Oklahoma St.	71 60	191	H	Kansas	75 42								
26	A	Kansas St.	69 61	7	A	Baylor	85 79								

Non-Div I Games:

Texas

Average RPI Win:	103	WON-LOST	WINNING	LAST 10	STRENGTH OF	OPP. STRENGTH	TEAM	ADJ.	CONF.	ADJ CONF.
Average RPI Loss:	44	RECORD	PCT. RANK	GAMES	SCHEDULE	OF SCHEDULE	RPI	RPI	RPI	RPI
DIV. I ONLY	22- 12	88	4- 6	15	26	23	23	2	2	
DIV. I NON-CONF.	11- 4	55	1- 1	33	77	27	27	2	2	
TOTALS	RPI 1-25	RPI 26-50	W-L RECORDS	RPI 51-100	RPI 101-150	RPI 150+				
22- 12	3- 6	3- 2	OVERALL	7- 3	4- 1	5- 0				
12- 3	0- 2	2- 0	HOME	3- 1	4- 0	3- 0				
5- 7	2- 3	0- 1	AWAY	2- 2	0- 1	1- 0				
5- 2	1- 1	1- 1	NEUTRAL	2- 0	0- 0	1- 0				
11- 4	0- 1	1- 1	NON-CONFERENCE	4- 2	2- 0	4- 0				
6- 1	0- 0	0- 0	HOME	2- 1	2- 0	2- 0				
2- 2	0- 1	0- 0	AWAY	1- 1	0- 0	1- 0				
3- 1	0- 0	1- 1	NEUTRAL	1- 0	0- 0	1- 0				
11- 8	3- 5	2- 1	CONFERENCE	3- 1	2- 1	1- 0				
6- 2	0- 2	2- 0	HOME	1- 0	2- 0	1- 0				
3- 5	2- 2	0- 1	AWAY	1- 1	0- 1	0- 0				
2- 1	1- 1	0- 0	NEUTRAL	1- 0	0- 0	0- 0				

RPI	S	Opponent	Score	RPI	S	Opponent	Score	RPI	S	Opponent	Score	RPI	S	Opponent	Score
2	H	South Carolina	64 80	31	N	Syracuse	105 84	52	A	Little Rock	55 37	103	H	Abilene Christian	71 45
4	A	Mississippi St.	61 71	39	N	Dayton	57 74	56	N	Penn	63 61	109	H	Alabama	69 48
4	H	Mississippi St.	67 72	40	A	LSU	63 67	81	H	Central Ark.	74 49	111	H	Texas Tech	98 90
4	N	Mississippi St.	50 66	40	H	LSU	54 52	85	A	Florida	67 59	112	H	Vanderbilt	77 72
8	A	UCLA	43 75	50	H	Auburn	66 61	85	H	Florida	84 76	131	A	Ole Miss	49 62
14	A	Kentucky	77 68					85	N	Florida	67 48	166	A	TCU	75 67
18	A	Tennessee	61 59					87	A	Georgia	59 69	174	H	Arkansas	90 65
22	A	Missouri	76 78					89	H	Southern California	62 66	230	N	Southern U.	81 58
22	N	Missouri	62 48					95	A	SMU	53 54	266	H	Prairie View	90 62
								98	H	SFA	63 48	268	H	A&M-Corpus Christi	84 55
LAST 12 Division I GAMES:															
8	A	UCLA	43 75	2	H	South Carolina	64 80								
56	N	Penn	63 61	4	H	Mississippi St.	67 72								
4	N	Mississippi St.	50 66	40	A	LSU	63 67								
22	N	Missouri	62 48	18	A	Tennessee	61 59								
85	N	Florida	67 48	109	H	Alabama	69 48								
131	A	Ole Miss	49 62	50	H	Auburn	66 61								

Non-Div I Games:

Texas A&M

■ Loss,
 ■ Non-Conf, S Site,
 ■ Home
 ■ Away
 N Neutral

Texas Southern

Through Games Of April 2, 2017

Average RPI Win:	268	WON-LOST	WINNING	LAST 10	STRENGTH OF	OPP. STRENGTH	TEAM	ADJ.	CONF.	ADJ CONF.
Average RPI Loss:	199	RECORD	PCT. RANK	GAMES	SCHEDULE	OF SCHEDULE	RPI	RPI	RPI	RPI
DIV. I ONLY	22- 10	66	8- 2	336	317	158	158	30	30	
DIV. I NON-CONF.	5- 6	183	0- 1	292	197	188	188	30	30	
TOTALS	RPI 1-25	RPI 26-50	W-L RECORDS	RPI 51-100	RPI 101-150	RPI 150+				
22- 10	0- 1	0- 0	OVERALL	0- 1	0- 1	22- 7				
9- 2	0- 0	0- 0	HOME	0- 0	0- 1	9- 1				
10- 8	0- 1	0- 0	AWAY	0- 1	0- 0	10- 6				
3- 0	0- 0	0- 0	NEUTRAL	0- 0	0- 0	3- 0				
5- 6	0- 1	0- 0	NON-CONFERENCE	0- 1	0- 1	5- 3				
0- 1	0- 0	0- 0	HOME	0- 0	0- 1	0- 0				
4- 5	0- 1	0- 0	AWAY	0- 1	0- 0	4- 3				
1- 0	0- 0	0- 0	NEUTRAL	0- 0	0- 0	1- 0				
17- 4	0- 0	0- 0	CONFERENCE	0- 0	0- 0	17- 4				
9- 1	0- 0	0- 0	HOME	0- 0	0- 0	9- 1				
6- 3	0- 0	0- 0	AWAY	0- 0	0- 0	6- 3				
2- 0	0- 0	0- 0	NEUTRAL	0- 0	0- 0	2- 0				

RPI 1-25				RPI 26-50				RPI 51-100				RPI 101+ Team's RPI: 158			
RPI	S	Opponent	Score	RPI	S	Opponent	Score	RPI	S	Opponent	Score	RPI	S	Opponent	Score
7	A	Baylor	30 119					95	A	SMU	36 61	142	H	Rice	49 52
												166	A	TCU	48 77
												180	A	Texas St.	66 53
												193	A	Grambling	52 64
												193	H	Grambling	69 61
												193	N	Grambling	70 66
												209	A	Alabama St.	55 50
												209	H	Alabama St.	52 48
												209	N	Alabama St.	68 54
												226	N	Presbyterian	74 62
												230	A	Southern U.	77 71
												230	H	Southern U.	58 46
												238	A	New Orleans	57 63
												266	A	Prairie View	70 62
												266	H	Prairie View	65 45
												266	H	Prairie View	73 51
												268	A	A&M-Corpus Christi	61 64
												287	A	Ark.-Pine Bluff	45 49
												287	H	Ark.-Pine Bluff	60 71
												300	A	UTEP	89 68
												303	A	Alcorn	57 53
												303	H	Alcorn	64 45
												309	A	FIU	70 62
												311	A	Mississippi Val.	74 75
												311	H	Mississippi Val.	60 54
												333	A	Jackson St.	66 63
LAST 12 Division I GAMES:															
7	A	Baylor	30 119	349	A	Alabama A&M	53 39	209	A	Alabama St.	55 50	311	H	Mississippi Val.	60 54
193	N	Grambling	70 66	209	A	Alabama St.	55 50	287	H	Ark.-Pine Bluff	60 71	311	H	Mississippi Val.	60 54
209	N	Alabama St.	68 54	311	H	Mississippi Val.	60 54	333	A	Jackson St.	66 63	333	A	Jackson St.	66 63
266	H	Prairie View	65 45	287	H	Ark.-Pine Bluff	60 71	193	A	Grambling	52 64				
230	H	Southern U.	58 46												
303	H	Alcorn	64 45												

Non-Div I Games: P.R.-Bayamon 64 58

Texas Southern

Loss, Non-Conf, S Site, H Home A Away N Neutral

RPI	S	Opponent	Score	
333	H	Jackson St.	62	52
338	A	Houston Baptist	50	34
349	A	Alabama A&M	53	39
349	H	Alabama A&M	60	51

Average RPI Win: 223	WON-LOST	WINNING	LAST 10	STRENGTH OF	OPP. STRENGTH	TEAM	ADJ.	CONF.	ADJ CONF.
Average RPI Loss: 171	RECORD	PCT. RANK	GAMES	SCHEDULE	OF SCHEDULE	RPI	RPI	RPI	RPI
DIV. I ONLY	16- 14	147	5- 5	237	240	180	180	21	21
DIV. I NON-CONF.	5- 6	183	0- 1	244	251	207	207	20	20
TOTALS	RPI 1-25	RPI 26-50	W-L RECORDS	RPI 51-100	RPI 101-150	RPI 150+			
16- 14	0- 1	0- 0	OVERALL	2- 2	2- 4	12- 7			
10- 4	0- 0	0- 0	HOME	1- 1	2- 1	7- 2			
6- 9	0- 1	0- 0	AWAY	1- 1	0- 2	5- 5			
0- 1	0- 0	0- 0	NEUTRAL	0- 0	0- 1	0- 0			
5- 6	0- 1	0- 0	NON-CONFERENCE	0- 1	0- 1	5- 3			
3- 2	0- 0	0- 0	HOME	0- 0	0- 1	3- 1			
2- 4	0- 1	0- 0	AWAY	0- 1	0- 0	2- 2			
0- 0	0- 0	0- 0	NEUTRAL	0- 0	0- 0	0- 0			
11- 8	0- 0	0- 0	CONFERENCE	2- 1	2- 3	7- 4			
7- 2	0- 0	0- 0	HOME	1- 1	2- 0	4- 1			
4- 5	0- 0	0- 0	AWAY	1- 0	0- 2	3- 3			
0- 1	0- 0	0- 0	NEUTRAL	0- 0	0- 1	0- 0			

RPI 1-25				RPI 26-50				RPI 51-100				RPI 101+ Team's RPI: 180			
RPI	S	Opponent	Score	RPI	S	Opponent	Score	RPI	S	Opponent	Score	RPI	S	Opponent	Score
7	A	Baylor	24 90					52	H	Little Rock	64 47	101	A	Troy	54 65
								95	A	SMU	56 64	101	H	Troy	74 72
								97	A	UT Arlington	75 69	137	H	Eastern Wash.	62 66
								97	H	UT Arlington	39 61	146	A	Louisiana	43 62
												146	H	Louisiana	62 40
												146	N	Louisiana	64 66
												158	H	Texas Southern	53 66
												175	A	Houston	61 56
												184	A	North Texas	59 58
												186	A	UTSA	47 72
												216	A	Appalachian St.	53 37
												216	H	Appalachian St.	64 66
												246	A	Ga. Southern	69 71
												247	A	South Ala.	57 44
												247	H	South Ala.	55 39
												256	A	Coastal Caro.	48 64
												256	H	Coastal Caro.	83 62
												257	A	Georgia St.	62 51
												266	A	Prairie View	60 64
												268	H	A&M-Corpus Christi	57 50
												318	H	Arkansas St.	63 43
												331	A	La.-Monroe	59 61
												331	H	La.-Monroe	63 50
												334	H	Incarnate Word	67 50
												340	H	Sam Houston St.	69 46
LAST 12 Division I GAMES:															
137	H	Eastern Wash.	62 66	246	A	Ga. Southern	69 71								
146	N	Louisiana	64 66	257	A	Georgia St.	62 51								
331	A	La.-Monroe	59 61	52	H	Little Rock	64 47								
146	A	Louisiana	43 62	318	H	Arkansas St.	63 43								
101	H	Troy	74 72	97	A	UT Arlington	75 69								
247	H	South Ala.	55 39	256	A	Coastal Caro.	48 64								

Non-Div I Games: St. Edward's 51 65

Texas St.

Average RPI Win:	146	WON-LOST	WINNING	LAST 10	STRENGTH OF	OPP. STRENGTH	TEAM	ADJ.	CONF.	ADJ CONF.
Average RPI Loss:	54	RECORD	PCT. RANK	GAMES	SCHEDULE	OF SCHEDULE	RPI	RPI	RPI	RPI
DIV. I ONLY	14- 17	204	3- 7	30	33	111	111	4	4	
DIV. I NON-CONF.	8- 3	59	0- 0	60	135	39	39	3	3	
TOTALS	RPI 1-25	RPI 26-50	W-L RECORDS	RPI 51-100	RPI 101-150	RPI 150+				
14- 17	0- 9	1- 3	OVERALL	4- 2	2- 0	7- 3				
12- 4	0- 3	1- 1	HOME	4- 0	1- 0	6- 0				
0- 12	0- 5	0- 2	AWAY	0- 2	0- 0	0- 3				
2- 1	0- 1	0- 0	NEUTRAL	0- 0	1- 0	1- 0				
8- 3	0- 2	0- 0	NON-CONFERENCE	2- 0	2- 0	4- 1				
7- 0	0- 0	0- 0	HOME	2- 0	1- 0	4- 0				
0- 3	0- 2	0- 0	AWAY	0- 0	0- 0	0- 1				
1- 0	0- 0	0- 0	NEUTRAL	0- 0	1- 0	0- 0				
6- 14	0- 7	1- 3	CONFERENCE	2- 2	0- 0	3- 2				
5- 4	0- 3	1- 1	HOME	2- 0	0- 0	2- 0				
0- 9	0- 3	0- 2	AWAY	0- 2	0- 0	0- 2				
1- 1	0- 1	0- 0	NEUTRAL	0- 0	0- 0	1- 0				

RPI S	Opponent	Score	RPI S	Opponent	Score	RPI S	Opponent	Score	RPI S	Opponent	Score	Team's RPI: 111
7	A Baylor	48 86	26	A Kansas St.	54 68	71	A Iowa St.	68 79	115	N Fordham	59 50	
7	H Baylor	61 79	26	H Kansas St.	53 65	71	H Iowa St.	75 66	129	H North Dakota	90 80	
7	N Baylor	63 95	37	A West Virginia	79 89	81	H Central Ark.	79 45	157	H New Mexico	69 58	
13	A Texas	47 67	37	H West Virginia	75 66	92	A Oklahoma St.	62 75	166	A TCU	62 76	
13	H Texas	57 77				92	H Oklahoma St.	70 65	166	H TCU	79 64	
17	A Miami (FL)	56 74				97	H UT Arlington	79 60	166	N TCU	76 58	
20	A Oklahoma	45 66							174	A Arkansas	60 66	
20	H Oklahoma	56 64							175	H Houston	84 60	
23	A Texas A&M	90 98							191	A Kansas	60 66	
									191	H Kansas	75 60	
									266	H Prairie View	85 43	
									303	H Alcorn	90 37	
LAST 12 Division I GAMES:												
7	N Baylor	63 95	71	A Iowa St.	68 79							
166	N TCU	76 58	20	H Oklahoma	56 64							
166	H TCU	79 64	166	A TCU	62 76							
7	A Baylor	48 86	7	H Baylor	61 79							
92	A Oklahoma St.	62 75	26	H Kansas St.	53 65							
191	H Kansas	75 60	191	A Kansas	60 66							

Non-Div I Games:

Texas Tech

■ Loss,
■ Non-Conf,
■ S Site,
■ Home
■ A Away
N Neutral

Average RPI Win: 185	WON-LOST	WINNING	LAST 10	STRENGTH OF	OPP. STRENGTH	TEAM	ADJ.	CONF.	ADJ CONF.
Average RPI Loss: 62	RECORD	PCT. RANK	GAMES	SCHEDULE	OF SCHEDULE	RPI	RPI	RPI	RPI
DIV. I ONLY	24- 9	42	8- 2	81	97	55	55	10	10
DIV. I NON-CONF.	8- 3	59	0- 1	183	43	86	86	10	10
TOTALS	RPI 1-25	RPI 26-50	W-L RECORDS	RPI 51-100	RPI 101-150	RPI 150+			
24- 9	0- 3	1- 0	OVERALL	4- 5	5- 1	14- 0			
11- 4	0- 1	0- 0	HOME	1- 2	2- 1	8- 0			
9- 3	0- 0	1- 0	AWAY	1- 3	2- 0	5- 0			
4- 2	0- 2	0- 0	NEUTRAL	2- 0	1- 0	1- 0			
8- 3	0- 3	1- 0	NON-CONFERENCE	0- 0	1- 0	6- 0			
4- 1	0- 1	0- 0	HOME	0- 0	1- 0	3- 0			
3- 0	0- 0	1- 0	AWAY	0- 0	0- 0	2- 0			
1- 2	0- 2	0- 0	NEUTRAL	0- 0	0- 0	1- 0			
16- 6	0- 0	0- 0	CONFERENCE	4- 5	4- 1	8- 0			
7- 3	0- 0	0- 0	HOME	1- 2	1- 1	5- 0			
6- 3	0- 0	0- 0	AWAY	1- 3	2- 0	3- 0			
3- 0	0- 0	0- 0	NEUTRAL	2- 0	1- 0	0- 0			

RPI 1-25				RPI 26-50				RPI 51-100				Team's RPI: 55	RPI 101+			
RPI	S	Opponent	Score	RPI	S	Opponent	Score	RPI	S	Opponent	Score		RPI	S	Opponent	Score
3	H	Notre Dame	68 85	39	A	Dayton	76 72	54	A	Central Mich.	61 72		106	A	Buffalo	73 64
8	N	UCLA	73 75					54	H	Central Mich.	74 72		106	H	Buffalo	85 63
21	N	Creighton	49 76					79	A	Ohio	55 61		106	N	Buffalo	72 65
								79	H	Ohio	55 64		125	A	Ball St.	76 66
								86	A	Northern Ill.	79 75		125	H	Ball St.	45 51
								86	H	Northern Ill.	73 77		145	H	Detroit Mercy	72 66
								86	N	Northern Ill.	82 71		164	A	Western Mich.	72 66
								99	A	Kent St.	60 70		164	H	Western Mich.	75 67
								99	N	Kent St.	67 63		183	A	Cleveland St.	92 59
													242	A	Akron	61 57
													242	H	Akron	65 37
													248	H	St. Bonaventure	74 50
													251	H	Miami (OH)	64 50
													260	H	Bowling Green	74 59
													268	A	A&M-Corpus Christi	76 60
													279	N	Davidson	76 41
													285	A	Eastern Mich.	66 49
													285	H	Eastern Mich.	65 57
													302	H	Rhode Island	65 50
													320	H	Ill.-Chicago	79 51
LAST 12 Division I GAMES:																
		21 N Creighton	49 76			86 A Northern Ill.	79 75									
		86 N Northern Ill.	82 71			164 H Western Mich.	75 67									
		106 N Buffalo	72 65			285 H Eastern Mich.	65 57									
		99 N Kent St.	67 63			54 A Central Mich.	61 72									
		242 H Akron	65 37			242 A Akron	61 57									
		125 A Ball St.	76 66			260 H Bowling Green	74 59									

Non-Div I Games: Madonna 99 47

Toledo

■ Loss,
 ■ Non-Conf, S Site,
 ■ Home
 ■ Away
 N Neutral

Average RPI Win:	202	WON-LOST	WINNING	LAST 10	STRENGTH OF	OPP. STRENGTH	TEAM	ADJ.	CONF.	ADJ CONF.
Average RPI Loss:	136	RECORD	PCT. RANK	GAMES	SCHEDULE	OF SCHEDULE	RPI	RPI	RPI	RPI
DIV. I ONLY	12- 18	225	1- 9	160	131	214	214	9	9	
DIV. I NON-CONF.	7- 4	106	0- 0	263	313	181	181	8	8	
TOTALS	RPI 1-25	RPI 26-50	W-L RECORDS	RPI 51-100	RPI 101-150	RPI 150+				
12- 18	0- 1	2- 2	OVERALL	0- 3	2- 4	8- 8				
8- 8	0- 0	1- 1	HOME	0- 2	2- 2	5- 3				
4- 9	0- 1	1- 1	AWAY	0- 1	0- 2	3- 4				
0- 1	0- 0	0- 0	NEUTRAL	0- 0	0- 0	0- 1				
7- 4	0- 1	0- 0	NON-CONFERENCE	0- 1	1- 1	6- 1				
5- 2	0- 0	0- 0	HOME	0- 1	1- 1	4- 0				
2- 2	0- 1	0- 0	AWAY	0- 0	0- 0	2- 1				
0- 0	0- 0	0- 0	NEUTRAL	0- 0	0- 0	0- 0				
5- 14	0- 0	2- 2	CONFERENCE	0- 2	1- 3	2- 7				
3- 6	0- 0	1- 1	HOME	0- 1	1- 1	1- 3				
2- 7	0- 0	1- 1	AWAY	0- 1	0- 2	1- 3				
0- 1	0- 0	0- 0	NEUTRAL	0- 0	0- 0	0- 1				

RPI 1-25				RPI 26-50				RPI 51-100				RPI 101+ Team's RPI: 214			
RPI	S	Opponent	Score	RPI	S	Opponent	Score	RPI	S	Opponent	Score	RPI	S	Opponent	Score
15	A	Maryland	63 97	27	A	Elon	55 83	76	H	Georgetown	59 75	107	H	Rider	75 79
				27	H	Elon	65 67	88	A	Drexel	48 58	124	A	William & Mary	55 68
				42	A	James Madison	60 55	88	H	Drexel	65 80	124	H	William & Mary	64 60
				42	H	James Madison	54 51					132	H	Cornell	68 63
												140	A	Delaware	59 75
												140	H	Delaware	67 73
												161	A	Northeastern	64 72
												161	H	Northeastern	51 63
												187	A	Hofstra	59 56
												187	H	Hofstra	61 70
												187	N	Hofstra	66 77
												197	H	George Mason	79 75
												217	A	UNCW	56 59
												217	H	UNCW	42 48
												218	A	Col. of Charleston	54 59
												218	H	Col. of Charleston	61 59
												220	A	UMBC	59 48
												275	A	Colgate	71 76
												282	H	Norfolk St.	61 58
												290	H	Coppin St.	69 65
												341	A	Wagner	69 40
												343	H	UMass Lowell	90 56
LAST 12 Division I GAMES:															
				187	N	Hofstra	66 77	124	A	William & Mary	55 68				
				140	A	Delaware	59 75	217	H	UNCW	42 48				
				27	H	Elon	65 67	218	A	Col. of Charleston	54 59				
				187	A	Hofstra	59 56	27	A	Elon	55 83				
				161	H	Northeastern	51 63	140	H	Delaware	67 73				
				88	H	Drexel	65 80	217	A	UNCW	56 59				

Non-Div I Games:

Towson

■ Loss,
 ■ Non-Conf,
 ■ S Site,
 ■ H Home
 ■ A Away
 N Neutral

Average RPI Win: 223	WON-LOST	WINNING	LAST 10	STRENGTH OF	OPP. STRENGTH	TEAM	ADJ.	CONF.	ADJ CONF.
Average RPI Loss: 105	RECORD	PCT. RANK	GAMES	SCHEDULE	OF SCHEDULE	RPI	RPI	RPI	RPI
DIV. I ONLY	20- 11	92	6- 4	149	181	101	101	21	21
DIV. I NON-CONF.	5- 5	164	0- 1	96	53	103	103	20	20
TOTALS	RPI 1-25	RPI 26-50	W-L RECORDS	RPI 51-100	RPI 101-150	RPI 150+			
20- 11	0- 2	1- 1	OVERALL	3- 3	1- 2	15- 3			
9- 3	0- 0	0- 0	HOME	2- 1	0- 0	7- 2			
6- 8	0- 1	0- 0	AWAY	0- 0	0- 0	6- 0			
5- 0	0- 0	1- 0	NEUTRAL	1- 0	1- 0	2- 0			
5- 5	0- 2	1- 1	NON-CONFERENCE	1- 0	0- 1	3- 1			
2- 1	0- 0	0- 0	HOME	1- 0	0- 0	1- 1			
1- 4	0- 2	0- 1	AWAY	0- 0	0- 1	1- 0			
2- 0	0- 0	1- 0	NEUTRAL	0- 0	0- 0	1- 0			
15- 6	0- 0	0- 0	CONFERENCE	2- 3	1- 1	12- 2			
7- 2	0- 0	0- 0	HOME	1- 1	0- 0	6- 1			
5- 4	0- 0	0- 0	AWAY	0- 2	0- 1	5- 1			
3- 0	0- 0	0- 0	NEUTRAL	1- 0	1- 0	1- 0			

RPI	S	Opponent	Score	RPI	S	Opponent	Score	RPI	S	Opponent	Score	RPI	S	Opponent	Score	Team's RPI: 101
4	A	Mississippi St.	69 110	41	N	Villanova	93 85	52	A	Little Rock	74 77	104	A	Jacksonville	70 77	
18	A	Tennessee	84 110	50	A	Auburn	52 61	52	H	Little Rock	63 74	146	A	Louisiana	72 80	
								58	H	Belmont	91 74	146	N	Louisiana	78 64	
								97	A	UT Arlington	72 78	180	A	Texas St.	72 74	
								97	H	UT Arlington	85 68	180	H	Texas St.	65 54	
								97	N	UT Arlington	88 59	190	H	UAB	77 81	
												209	H	Alabama St.	95 66	
												216	H	Appalachian St.	86 77	
												246	A	Ga. Southern	89 86	
												246	H	Ga. Southern	77 67	
												247	A	South Ala.	73 57	
												247	H	South Ala.	75 71	
												256	H	Coastal Caro.	78 66	
												257	A	Georgia St.	87 69	
												257	H	Georgia St.	65 68	
												298	A	Nicholls St.	100 75	
												318	A	Arkansas St.	83 75	
												318	H	Arkansas St.	90 77	
												318	N	Arkansas St.	105 72	
												328	N	Loyola Chicago	91 67	
												331	A	La.-Monroe	94 67	
LAST 12 Division I GAMES:																
4	A	Mississippi St.	69 110	180	A	Texas St.	72 74									
146	N	Louisiana	78 64	97	A	UT Arlington	72 78									
97	N	UT Arlington	88 59	256	H	Coastal Caro.	78 66									
318	N	Arkansas St.	105 72	216	H	Appalachian St.	86 77									
52	H	Little Rock	63 74	146	A	Louisiana	72 80									
318	H	Arkansas St.	90 77	331	A	La.-Monroe	94 67									

Non-Div I Games: Armstrong St. 118 72 Thomas (GA) 110 55

Troy

Loss, Non-Conf, S Site, H Home A Away N Neutral

T

T

Non-Div I Games:

Average RPI Win:	161	WON-LOST	WINNING	LAST 10	STRENGTH OF	OPP. STRENGTH	TEAM	ADJ.	CONF.	ADJ CONF.
Average RPI Loss:	92	RECORD	PCT. RANK	GAMES	SCHEDULE	OF SCHEDULE	RPI	RPI	RPI	RPI
DIV. I ONLY	10- 21	267	3- 7	39	71	150	150	6	6	
DIV. I NON-CONF.	4- 9	246	0- 0	135	149	209	209	7	7	
TOTALS	RPI 1-25	RPI 26-50	W-L RECORDS	RPI 51-100	RPI 101-150	RPI 150+				
10- 21	0- 6	0- 3	OVERALL	3- 5	0- 1	7- 6				
5- 8	0- 2	0- 1	HOME	2- 3	0- 0	3- 2				
4- 11	0- 3	0- 2	AWAY	1- 2	0- 0	3- 4				
1- 2	0- 1	0- 0	NEUTRAL	0- 0	0- 1	1- 0				
4- 9	0- 1	0- 1	NON-CONFERENCE	1- 2	0- 1	3- 4				
2- 3	0- 0	0- 0	HOME	1- 2	0- 0	1- 1				
2- 5	0- 1	0- 1	AWAY	0- 0	0- 0	2- 3				
0- 1	0- 0	0- 0	NEUTRAL	0- 0	0- 1	0- 0				
6- 12	0- 5	0- 2	CONFERENCE	2- 3	0- 0	4- 2				
3- 5	0- 2	0- 1	HOME	1- 1	0- 0	2- 1				
2- 6	0- 2	0- 1	AWAY	1- 2	0- 0	1- 1				
1- 1	0- 1	0- 0	NEUTRAL	0- 0	0- 0	1- 0				

RPI	S	Opponent	Score	RPI	S	Opponent	Score	RPI	S	Opponent	Score	RPI	S	Opponent	Score	Team's RPI: 150
1	A	UConn	50 96	26	A	Kansas St.	62 82	52	H	Little Rock	58 63	110	N	BYU	56 71	
1	H	UConn	58 98	35	A	South Fla.	68 84	74	A	Tulane	65 70	157	A	New Mexico	67 64	
1	N	UConn	57 105	35	H	South Fla.	64 90	80	H	South Dakota	68 71	162	A	Oral Roberts	68 76	
20	A	Oklahoma	68 85					93	H	Saint Louis	70 64	168	H	Memphis	57 52	
25	A	Temple	43 70					94	A	UCF	73 62	168	N	Memphis	60 55	
25	H	Temple	49 58					94	H	UCF	58 62	172	H	East Carolina	100 92	
								95	A	SMU	41 62	174	H	Arkansas	50 57	
								95	H	SMU	66 59	175	A	Houston	66 71	
												175	H	Houston	62 65	
												182	A	Cincinnati	78 61	
												184	H	North Texas	63 58	
												254	A	Indiana St.	68 72	
												295	A	UMKC	80 70	
												318	A	Arkansas St.	80 83	
LAST 12 Division I GAMES:																
		1 N UConn	57 105			94 H UCF	58 62									
		168 N Memphis	60 55			25 A Temple	43 70									
		182 A Cincinnati	78 61			1 A UConn	50 96									
		35 H South Fla.	64 90			172 H East Carolina	100 92									
		95 A SMU	41 62			95 H SMU	66 59									
		175 H Houston	62 65			74 A Tulane	65 70									

Non-Div I Games:

Tulsa

■ Loss,
 ■ Non-Conf,
 ■ S Site,
 ■ Home
 ■ A Away
 N Neutral

Average RPI Win:	249	WON-LOST	WINNING	LAST 10	STRENGTH OF	OPP. STRENGTH	TEAM	ADJ.	CONF.	ADJ CONF.
Average RPI Loss:	114	RECORD	PCT. RANK	GAMES	SCHEDULE	OF SCHEDULE	RPI	RPI	RPI	RPI
DIV. I ONLY	14- 15	181	5- 5	183	148	190	190	14	14	
DIV. I NON-CONF.	6- 4	118	0- 0	120	208	112	112	15	15	
TOTALS	RPI 1-25	RPI 26-50	W-L RECORDS	RPI 51-100	RPI 101-150	RPI 150+				
14- 15	0- 2	0- 2	OVERALL	0- 3	3- 3	11- 5				
8- 7	0- 1	0- 1	HOME	0- 2	1- 0	7- 3				
5- 8	0- 1	0- 1	AWAY	0- 1	2- 3	3- 2				
1- 0	0- 0	0- 0	NEUTRAL	0- 0	0- 0	1- 0				
6- 4	0- 2	0- 0	NON-CONFERENCE	0- 1	1- 0	5- 1				
3- 2	0- 1	0- 0	HOME	0- 1	0- 0	3- 0				
2- 2	0- 1	0- 0	AWAY	0- 0	1- 0	1- 1				
1- 0	0- 0	0- 0	NEUTRAL	0- 0	0- 0	1- 0				
8- 11	0- 0	0- 2	CONFERENCE	0- 2	2- 3	6- 4				
5- 5	0- 0	0- 1	HOME	0- 1	1- 0	4- 3				
3- 6	0- 0	0- 1	AWAY	0- 1	1- 3	2- 1				
0- 0	0- 0	0- 0	NEUTRAL	0- 0	0- 0	0- 0				

RPI 1-25			RPI 26-50			RPI 51-100			RPI 101+ Team's RPI: 190		
RPI	S	Opponent	Score	RPI	S	Opponent	Score	RPI	S	Opponent	Score
11	H	Florida St.	47 93	38	A	Western Ky.	48 60	58	H	Belmont	58 72
16	A	DePaul	80 90	38	H	Western Ky.	52 62	75	A	Middle Tenn.	56 87
								75	H	Middle Tenn.	61 64
LAST 12 Division I GAMES:											
184	H	North Texas	62 65	134	A	Old Dominion	61 73	337	A	Fla. Atlantic	78 75
309	A	FIU	61 52	120	A	Charlotte	88 81	337	H	Fla. Atlantic	66 55
337	A	Fla. Atlantic	78 75	186	H	UTSA	67 82				
75	A	Middle Tenn.	56 87	300	H	UTEP	74 61				
38	H	Western Ky.	52 62	105	A	Southern Miss.	59 64				
244	H	Marshall	71 55	139	A	Louisiana Tech	63 64				

Non-Div I Games: Miles 106 48

UAB

Loss, Non-Conf, S Site, H Home A Away N Neutral

Average RPI Win:	212	WON-LOST	WINNING	LAST 10	STRENGTH OF	OPP. STRENGTH	TEAM	ADJ.	CONF.	ADJ CONF.
Average RPI Loss:	96	RECORD	PCT. RANK	GAMES	SCHEDULE	OF SCHEDULE	RPI	RPI	RPI	RPI
DIV. I ONLY	24- 8	32	8- 2	181	160	73	73	23	23	
DIV. I NON-CONF.	10- 5	85	2- 1	86	56	52	52	23	23	
TOTALS	RPI 1-25	RPI 26-50	W-L RECORDS	RPI 51-100	RPI 101-150	RPI 150+				
24- 8	0- 2	0- 0	OVERALL	4- 1	2- 3	18- 2				
11- 2	0- 0	0- 0	HOME	1- 0	1- 1	9- 1				
13- 4	0- 2	0- 0	AWAY	3- 1	1- 1	9- 0				
0- 2	0- 0	0- 0	NEUTRAL	0- 0	0- 1	0- 1				
10- 5	0- 2	0- 0	NON-CONFERENCE	4- 1	2- 1	4- 1				
4- 1	0- 0	0- 0	HOME	1- 0	1- 0	2- 1				
6- 3	0- 2	0- 0	AWAY	3- 1	1- 0	2- 0				
0- 1	0- 0	0- 0	NEUTRAL	0- 0	0- 1	0- 0				
14- 3	0- 0	0- 0	CONFERENCE	0- 0	0- 2	14- 1				
7- 1	0- 0	0- 0	HOME	0- 0	0- 1	7- 0				
7- 1	0- 0	0- 0	AWAY	0- 0	0- 1	7- 0				
0- 1	0- 0	0- 0	NEUTRAL	0- 0	0- 0	0- 1				

RPI 1-25				RPI 26-50				RPI 51-100				Team's RPI: 73	RPI 101+			
RPI	S	Opponent	Score	RPI	S	Opponent	Score	RPI	S	Opponent	Score		RPI	S	Opponent	Score
5	A	Stanford	42 68					59	H	Montana St.	70 62		102	A	Long Beach St.	62 64
6	A	Oregon St.	52 93					64	A	Washington St.	62 71		102	H	Long Beach St.	51 64
								65	A	Colorado St.	58 57		104	N	Jacksonville	54 61
								78	A	Utah	72 62		114	H	Saint Mary's (CA)	68 66
								94	A	UCF	77 71		143	A	San Francisco	78 58
													156	A	CSUN	63 55
													156	H	CSUN	81 65
													187	H	Hofstra	60 64
													189	A	UC Riverside	61 59
													189	H	UC Riverside	72 55
													201	A	UC Santa Barbara	62 48
													201	H	UC Santa Barbara	70 61
													201	N	UC Santa Barbara	59 73
													236	A	Hawaii	69 50
													236	H	Hawaii	70 55
													245	A	Pacific	95 87
													270	H	San Diego St.	75 55
													272	A	Cal Poly	61 53
													272	H	Cal Poly	83 75
													277	H	Portland	66 52
													286	A	Sacramento St.	110 78
													327	A	UC Irvine	89 48
													327	H	UC Irvine	62 42
													346	A	Cal St. Fullerton	70 51
													346	H	Cal St. Fullerton	59 39
LAST 12 Division I GAMES:																
				64	A	Washington St.	62 71			201	H	UC Santa Barbara	70 61			
				65	A	Colorado St.	58 57			272	H	Cal Poly	83 75			
				78	A	Utah	72 62			236	A	Hawaii	69 50			
				201	N	UC Santa Barbara	59 73			327	H	UC Irvine	62 42			
				156	A	CSUN	63 55			201	A	UC Santa Barbara	62 48			
				189	A	UC Riverside	61 59			272	A	Cal Poly	61 53			

Non-Div I Games: Holy Names 91 51

UC Davis

■ Loss,
 ■ Non-Conf,
 ■ S Site,
 ■ Home
 ■ A Away
 N Neutral

Average RPI Win:	265	WON-LOST	WINNING	LAST 10	STRENGTH OF	OPP. STRENGTH	TEAM	ADJ.	CONF.	ADJ CONF.
Average RPI Loss:	180	RECORD	PCT. RANK	GAMES	SCHEDULE	OF SCHEDULE	RPI	RPI	RPI	RPI
DIV. I ONLY	4- 26	335	2- 8	226	272	327	327	23	23	
DIV. I NON-CONF.	1- 12	332	0- 0	193	301	321	321	23	23	
TOTALS	RPI 1-25	RPI 26-50	W-L RECORDS	RPI 51-100	RPI 101-150	RPI 150+				
4- 26	0- 0	0- 0	OVERALL	0- 5	0- 3	4- 18				
2- 12	0- 0	0- 0	HOME	0- 3	0- 2	2- 7				
2- 12	0- 0	0- 0	AWAY	0- 2	0- 1	2- 9				
0- 2	0- 0	0- 0	NEUTRAL	0- 0	0- 0	0- 2				
1- 12	0- 0	0- 0	NON-CONFERENCE	0- 3	0- 1	1- 8				
0- 6	0- 0	0- 0	HOME	0- 2	0- 1	0- 3				
1- 5	0- 0	0- 0	AWAY	0- 1	0- 0	1- 4				
0- 1	0- 0	0- 0	NEUTRAL	0- 0	0- 0	0- 1				
3- 14	0- 0	0- 0	CONFERENCE	0- 2	0- 2	3- 10				
2- 6	0- 0	0- 0	HOME	0- 1	0- 1	2- 4				
1- 7	0- 0	0- 0	AWAY	0- 1	0- 1	1- 5				
0- 1	0- 0	0- 0	NEUTRAL	0- 0	0- 0	0- 1				

RPI S	Opponent	Score	RPI S	Opponent	Score	RPI S	Opponent	Score	RPI S	Opponent	Score	Team's RPI: 327
						67	A Gonzaga	38 102	102	A Long Beach St.	74 87	
						73	A UC Davis	42 62	102	H Long Beach St.	63 68	
						73	H UC Davis	48 89	116	H UNLV	46 62	
						89	H Southern California	45 83	151	N Fresno St.	45 63	
						93	H Saint Louis	69 79	153	A Idaho St.	54 65	
									156	A CSUN	77 85	
									156	H CSUN	77 52	
									189	A UC Riverside	58 76	
									189	H UC Riverside	58 79	
									189	N UC Riverside	60 92	
									194	A Utah St.	52 66	
									201	A UC Santa Barbara	53 71	
									201	H UC Santa Barbara	60 85	
									205	A Loyola Marymount	39 58	
									212	A Portland St.	73 79	
									236	A Hawaii	62 79	
									236	H Hawaii	60 73	
									261	H CSU Bakersfield	66 86	
									272	A Cal Poly	74 71	
									272	H Cal Poly	60 78	
									284	A Nevada	72 59	
									286	H Sacramento St.	70 78	
									289	H Southern Utah	58 70	
									346	A Cal St. Fullerton	53 64	
									346	H Cal St. Fullerton	69 62	
LAST 12 Division I GAMES:												
						189	N UC Riverside	60 92	156	A CSUN	77 85	
						346	H Cal St. Fullerton	69 62	73	A UC Davis	42 62	
						201	A UC Santa Barbara	53 71	272	H Cal Poly	60 78	
						102	A Long Beach St.	74 87	102	H Long Beach St.	63 68	
						236	H Hawaii	60 73	201	H UC Santa Barbara	60 85	
						272	A Cal Poly	74 71	236	A Hawaii	62 79	

Non-Div I Games: Concordia (CA) 92 61

UC Irvine

■ Loss,
 ■ Non-Conf,
 ■ S Site,
 ■ Home
 ■ Away
 N Neutral

UC Riverside

Through Games Of April 2, 2017

Average RPI Win:	269	WON-LOST	WINNING	LAST 10	STRENGTH OF	OPP. STRENGTH	TEAM	ADJ.	CONF.	ADJ CONF.
Average RPI Loss:	109	RECORD	PCT. RANK	GAMES	SCHEDULE	OF SCHEDULE	RPI	RPI	RPI	RPI
DIV. I ONLY	16- 15	162	5- 5	245	215	189	189	23	23	
DIV. I NON-CONF.	6- 7	177	0- 0	137	151	149	149	23	23	
TOTALS	RPI 1-25	RPI 26-50	W-L RECORDS	RPI 51-100	RPI 101-150	RPI 150+				
16- 15	0- 1	0- 1	OVERALL	0- 6	0- 2	16- 5				
8- 5	0- 0	0- 0	HOME	0- 3	0- 1	8- 1				
6- 9	0- 1	0- 1	AWAY	0- 3	0- 1	6- 3				
2- 1	0- 0	0- 0	NEUTRAL	0- 0	0- 0	2- 1				
6- 7	0- 1	0- 1	NON-CONFERENCE	0- 4	0- 0	6- 1				
3- 2	0- 0	0- 0	HOME	0- 2	0- 0	3- 0				
2- 5	0- 1	0- 1	AWAY	0- 2	0- 0	2- 1				
1- 0	0- 0	0- 0	NEUTRAL	0- 0	0- 0	1- 0				
10- 8	0- 0	0- 0	CONFERENCE	0- 2	0- 2	10- 4				
5- 3	0- 0	0- 0	HOME	0- 1	0- 1	5- 1				
4- 4	0- 0	0- 0	AWAY	0- 1	0- 1	4- 2				
1- 1	0- 0	0- 0	NEUTRAL	0- 0	0- 0	1- 1				

RPI 1-25				RPI 26-50				RPI 51-100				RPI 101+ Team's RPI: 189			
RPI	S	Opponent	Score	RPI	S	Opponent	Score	RPI	S	Opponent	Score	RPI	S	Opponent	Score
22	A	Missouri	62 68	48	A	California	56 71	56	H	Penn	55 71	102	A	Long Beach St.	51 55
								73	A	UC Davis	55 72	102	H	Long Beach St.	66 73
								73	H	UC Davis	59 61	156	A	CSUN	70 79
								80	H	South Dakota	55 61	156	H	CSUN	67 70
								84	A	FGCU	45 60	191	A	Kansas	84 90
								89	A	Southern California	49 67	201	A	UC Santa Barbara	54 58
												201	H	UC Santa Barbara	73 69
												201	N	UC Santa Barbara	71 81
												205	A	Loyola Marymount	75 72
												211	H	Seattle U	58 54
												227	N	Samford	51 48
												236	A	Hawaii	79 59
												236	H	Hawaii	63 45
												240	H	Grand Canyon	77 64
												261	A	CSU Bakersfield	71 66
												270	H	San Diego St.	72 44
												272	A	Cal Poly	72 69
												272	H	Cal Poly	68 59
												327	A	UC Irvine	79 58
												327	H	UC Irvine	76 58
												327	N	UC Irvine	92 60
												346	A	Cal St. Fullerton	75 63
												346	H	Cal St. Fullerton	68 45
LAST 12 Division I GAMES:															
				201	N	UC Santa Barbara	71 81	201	H	UC Santa Barbara	73 69				
				327	N	UC Irvine	92 60	156	H	CSUN	67 70				
				73	H	UC Davis	59 61	236	A	Hawaii	79 59				
				156	A	CSUN	70 79	272	A	Cal Poly	72 69				
				102	H	Long Beach St.	66 73	236	H	Hawaii	63 45				
				346	A	Cal St. Fullerton	75 63	102	A	Long Beach St.	51 55				

Non-Div I Games:

UC Riverside

■ Loss,
 ■ Non-Conf,
 ■ S Site,
 ■ Home
 ■ A Away
 N Neutral

Average RPI Win:	248	WON-LOST	WINNING	LAST 10	STRENGTH OF	OPP. STRENGTH	TEAM	ADJ.	CONF.	ADJ CONF.
Average RPI Loss:	151	RECORD	PCT. RANK	GAMES	SCHEDULE	OF SCHEDULE	RPI	RPI	RPI	RPI
DIV. I ONLY	16- 16	170	5- 5	270	225	201	201	23	23	
DIV. I NON-CONF.	5- 8	215	0- 0	303	182	268	268	23	23	
TOTALS	RPI 1-25	RPI 26-50	W-L RECORDS	RPI 51-100	RPI 101-150	RPI 150+				
16- 16	0- 1	0- 0	OVERALL	1- 3	1- 3	14- 9				
8- 5	0- 1	0- 0	HOME	0- 1	1- 1	7- 2				
4- 10	0- 0	0- 0	AWAY	0- 2	0- 1	4- 7				
4- 1	0- 0	0- 0	NEUTRAL	1- 0	0- 1	3- 0				
5- 8	0- 1	0- 0	NON-CONFERENCE	0- 1	0- 1	5- 5				
2- 3	0- 1	0- 0	HOME	0- 0	0- 1	2- 1				
1- 5	0- 0	0- 0	AWAY	0- 1	0- 0	1- 4				
2- 0	0- 0	0- 0	NEUTRAL	0- 0	0- 0	2- 0				
11- 8	0- 0	0- 0	CONFERENCE	1- 2	1- 2	9- 4				
6- 2	0- 0	0- 0	HOME	0- 1	1- 0	5- 1				
3- 5	0- 0	0- 0	AWAY	0- 1	0- 1	3- 3				
2- 1	0- 0	0- 0	NEUTRAL	1- 0	0- 1	1- 0				

RPI 1-25				RPI 26-50				RPI 51-100				RPI 101+ Team's RPI: 201			
RPI	S	Opponent	Score	RPI	S	Opponent	Score	RPI	S	Opponent	Score	RPI	S	Opponent	Score
8	H	UCLA	52 71					71	A	Iowa St.	60 77	102	A	Long Beach St.	45 59
								73	A	UC Davis	61 70	102	H	Long Beach St.	65 60
								73	H	UC Davis	48 62	102	N	Long Beach St.	55 56
								73	N	UC Davis	73 59	136	H	Yale	60 64
												151	A	Fresno St.	50 49
												156	A	CSUN	61 75
												156	H	CSUN	55 62
												163	H	Santa Clara	58 69
												189	A	UC Riverside	69 73
												189	H	UC Riverside	58 54
												189	N	UC Riverside	81 71
												205	A	Loyola Marymount	55 57
												211	A	Seattle U	53 58
												224	A	San Diego	63 77
												236	A	Hawaii	67 52
												236	H	Hawaii	74 62
												268	N	A&M-Corpus Christi	66 60
												270	A	San Diego St.	70 84
												272	A	Cal Poly	67 78
												272	H	Cal Poly	77 63
												292	H	Northern Ariz.	60 51
												307	N	North Dakota St.	66 59
												314	H	Pepperdine	66 57
												327	A	UC Irvine	85 60
												327	H	UC Irvine	71 53
												346	A	Cal St. Fullerton	56 49
LAST 12 Division I GAMES:															
				102	N	Long Beach St.	55 56	102	A	Long Beach St.	45 59				
				73	N	UC Davis	73 59	189	A	UC Riverside	69 73				
				189	N	UC Riverside	81 71	236	A	Hawaii	67 52				
				272	H	Cal Poly	77 63	156	H	CSUN	55 62				
				327	H	UC Irvine	71 53	73	H	UC Davis	48 62				
				73	A	UC Davis	61 70	346	H	Cal St. Fullerton	57 37				

Non-Div I Games:

UC Santa Barbara

■ Loss,
 ■ Non-Conf,
 ■ S Site,
 ■ Home
 ■ Away
 N Neutral

RPI	S	Opponent	Score
346	H	Cal St. Fullerton	57 37

UC Santa Barbara^r
a

U
C
S
a
n
t
a
B
a
r
b
a
r
a

U
C
S
a
n
t
a
B
a
r
b
a
r
a

Average RPI Win:	179	WON-LOST	WINNING	LAST 10	STRENGTH OF	OPP. STRENGTH	TEAM	ADJ.	CONF.	ADJ CONF.
Average RPI Loss:	91	RECORD	PCT. RANK	GAMES	SCHEDULE	OF SCHEDULE	RPI	RPI	RPI	RPI
DIV. I ONLY	21- 12	98	7- 3	108	82	94	94	6	6	
DIV. I NON-CONF.	11- 4	55	1- 1	181	243	95	95	7	7	
TOTALS	RPI 1-25	RPI 26-50	W-L RECORDS	RPI 51-100	RPI 101-150	RPI 150+				
21- 12	0- 3	1- 1	OVERALL	3- 3	3- 2	14- 3				
11- 6	0- 2	0- 0	HOME	1- 2	2- 1	8- 1				
9- 5	0- 0	1- 1	AWAY	1- 1	1- 1	6- 2				
1- 1	0- 1	0- 0	NEUTRAL	1- 0	0- 0	0- 0				
11- 4	0- 0	0- 1	NON-CONFERENCE	0- 2	2- 1	9- 0				
7- 2	0- 0	0- 0	HOME	0- 2	2- 0	5- 0				
4- 2	0- 0	0- 1	AWAY	0- 0	0- 1	4- 0				
0- 0	0- 0	0- 0	NEUTRAL	0- 0	0- 0	0- 0				
10- 8	0- 3	1- 0	CONFERENCE	3- 1	1- 1	5- 3				
4- 4	0- 2	0- 0	HOME	1- 0	0- 1	3- 1				
5- 3	0- 0	1- 0	AWAY	1- 1	1- 0	2- 2				
1- 1	0- 1	0- 0	NEUTRAL	1- 0	0- 0	0- 0				

RPI	S	Opponent	Score	RPI	S	Opponent	Score	RPI	S	Opponent	Score	RPI	S	Opponent	Score
1	H	UConn	48 84	35	A	South Fla.	66 62	73	H	UC Davis	71 77	106	A	Buffalo	65 66
1	N	UConn	56 78	45	A	Georgia Tech	51 63	74	A	Tulane	56 51	107	H	Rider	49 30
25	H	Temple	60 66					74	N	Tulane	61 57	117	H	Stetson	73 53
								77	H	Virginia Tech	64 67	150	A	Tulsa	62 58
								95	A	SMU	58 63	150	H	Tulsa	62 73
								95	H	SMU	63 37	152	H	Omaha	81 41
												168	A	Memphis	59 65
												168	H	Memphis	62 65
												172	A	East Carolina	54 42
												172	H	East Carolina	79 51
												173	H	Bethune-Cookman	70 43
												175	A	Houston	62 48
												175	H	Houston	85 59
												182	A	Cincinnati	57 63
												182	H	Cincinnati	64 44
												246	A	Ga. Southern	74 54
												247	H	South Ala.	70 58
												258	A	Butler	66 59
												263	H	Austin Peay	61 43
												279	A	Davidson	57 38
												309	A	FIU	69 52
												313	H	Gardner-Webb	66 52

LAST 12 Division I GAMES:

45	A	Georgia Tech	51	63	74	A	Tulane	56	51
117	H	Stetson	73	53	172	H	East Carolina	79	51
1	N	UConn	56	78	35	A	South Fla.	66	62
74	N	Tulane	61	57	150	A	Tulsa	62	58
25	H	Temple	60	66	175	H	Houston	85	59
95	H	SMU	63	37	95	A	SMU	58	63

Non-Div I Games:

UCF

■ Loss,
 ■ Non-Conf,
 ■ S Site,
 ■ Home
 ■ Away
 N Neutral

Average RPI Win:	99	WON-LOST	WINNING	LAST 10	STRENGTH OF	OPP. STRENGTH	TEAM	ADJ.	CONF.	ADJ CONF.
Average RPI Loss:	19	RECORD	PCT. RANK	GAMES	SCHEDULE	OF SCHEDULE	RPI	RPI	RPI	RPI
DIV. I ONLY	25- 9	37	7- 3	7	4	8	8	1	1	
DIV. I NON-CONF.	11- 3	39	2- 1	15	39	9	9	1	1	
TOTALS	RPI 1-25	RPI 26-50	W-L RECORDS	RPI 51-100	RPI 101-150	RPI 150+				
25- 9	5- 7	4- 1	OVERALL	8- 1	2- 0	6- 0				
16- 0	4- 0	2- 0	HOME	5- 0	1- 0	4- 0				
6- 7	1- 5	1- 1	AWAY	1- 1	1- 0	2- 0				
3- 2	0- 2	1- 0	NEUTRAL	2- 0	0- 0	0- 0				
11- 3	1- 3	1- 0	NON-CONFERENCE	3- 0	0- 0	6- 0				
7- 0	1- 0	1- 0	HOME	1- 0	0- 0	4- 0				
2- 2	0- 2	0- 0	AWAY	0- 0	0- 0	2- 0				
2- 1	0- 1	0- 0	NEUTRAL	2- 0	0- 0	0- 0				
14- 6	4- 4	3- 1	CONFERENCE	5- 1	2- 0	0- 0				
9- 0	3- 0	1- 0	HOME	4- 0	1- 0	0- 0				
4- 5	1- 3	1- 1	AWAY	1- 1	1- 0	0- 0				
1- 1	0- 1	1- 0	NEUTRAL	0- 0	0- 0	0- 0				

RPI	S	Opponent	Score	RPI	S	Opponent	Score	RPI	S	Opponent	Score	RPI	S	Opponent	Score
1	N	UConn	71 86	33	A	Arizona St.	55 52	53	H	Boise St.	83 56	123	A	Arizona	79 56
2	A	South Carolina	57 66	33	H	Arizona St.	69 60	55	N	Toledo	75 73	123	H	Arizona	69 49
5	A	Stanford	85 76	33	N	Arizona St.	77 68	64	A	Washington St.	73 82	201	A	UC Santa Barbara	71 52
6	A	Oregon St.	61 68	34	H	Michigan	84 64	64	H	Washington St.	67 48	230	H	Southern U.	95 47
6	H	Oregon St.	66 56	48	A	California	77 80	66	N	Iowa	78 65	236	H	Hawaii	72 49
6	N	Oregon St.	53 63					78	H	Utah	67 56	245	H	Pacific	82 55
7	A	Baylor	70 84					83	H	Colorado	87 74	272	H	Cal Poly	80 64
9	A	Washington	70 82					89	A	Southern California	74 59	280	A	N.C. A&T	83 42
9	H	Washington	90 79					89	H	Southern California	71 67				
23	H	Texas A&M	75 43												
24	A	Oregon	75 84												
24	H	Oregon	79 63												
LAST 12 Division I GAMES:															
1	N	UConn	71 86	123	A	Arizona	79 56								
23	H	Texas A&M	75 43	64	H	Washington St.	67 48								
53	H	Boise St.	83 56	9	H	Washington	90 79								
6	N	Oregon St.	53 63	6	A	Oregon St.	61 68								
33	N	Arizona St.	77 68	24	A	Oregon	75 84								
33	A	Arizona St.	55 52	5	A	Stanford	85 76								

Non-Div I Games:

UCLA

■ Loss,
 ■ Non-Conf, S Site,
 ■ Home
 ■ Away
 N Neutral

Average RPI Win: 72		WON-LOST	WINNING	LAST 10	STRENGTH OF		OPP. STRENGTH	TEAM	ADJ.	CONF.	ADJ CONF.
Average RPI Loss: 4		RECORD	PCT. RANK	GAMES	SCHEDULE		OF SCHEDULE	RPI	RPI	RPI	RPI
DIV. I ONLY		36- 1	1	9- 1	3		6	1	1	6	6
DIV. I NON-CONF.		17- 1	2	4- 1	1		1	1	1	7	7
TOTALS		RPI 1-25	RPI 26-50		W-L RECORDS		RPI 51-100	RPI 101-150		RPI 150+	
36- 1	12- 1	7- 0		OVERALL		8- 0	3- 0		6- 0		
16- 0	5- 0	3- 0		HOME		4- 0	1- 0		3- 0		
14- 0	4- 0	3- 0		AWAY		3- 0	1- 0		3- 0		
6- 1	3- 1	1- 0		NEUTRAL		1- 0	1- 0		0- 0		
17- 1	10- 1	4- 0		NON-CONFERENCE		2- 0	0- 0		1- 0		
8- 0	4- 0	2- 0		HOME		2- 0	0- 0		0- 0		
6- 0	3- 0	2- 0		AWAY		0- 0	0- 0		1- 0		
3- 1	3- 1	0- 0		NEUTRAL		0- 0	0- 0		0- 0		
19- 0	2- 0	3- 0		CONFERENCE		6- 0	3- 0		5- 0		
8- 0	1- 0	1- 0		HOME		2- 0	1- 0		3- 0		
8- 0	1- 0	1- 0		AWAY		3- 0	1- 0		2- 0		
3- 0	0- 0	1- 0		NEUTRAL		1- 0	1- 0		0- 0		

RPI	S	Opponent	Score	RPI	S	Opponent	Score	RPI	S	Opponent	Score	RPI	S	Opponent	Score
2	H	South Carolina	66 55	26	A	Kansas St.	75 58	63	H	Chattanooga	80 43	150	A	Tulsa	98 58
3	A	Notre Dame	72 61	31	H	Syracuse	94 64	74	A	Tulane	63 60	150	H	Tulsa	96 50
4	N	Mississippi St.	64 66	35	A	South Fla.	96 68	74	H	Tulane	100 56	150	N	Tulsa	105 57
7	H	Baylor	72 61	35	H	South Fla.	102 37	94	A	UCF	84 48	168	H	Memphis	91 48
8	N	UCLA	86 71	35	N	South Fla.	100 44	94	N	UCF	78 56	172	A	East Carolina	91 44
11	A	Florida St.	78 76	39	H	Dayton	98 65	95	A	SMU	88 48	172	H	East Carolina	90 45
13	N	Texas	72 54	40	A	LSU	76 53	95	H	SMU	83 41	175	H	Houston	91 42
15	A	Maryland	87 81					100	H	Albany (NY)	116 55	182	A	Cincinnati	96 49
16	H	DePaul	91 46									192	A	Nebraska	84 41
19	H	Ohio St.	82 63												
24	N	Oregon	90 52												
25	A	Temple	97 69												
25	H	Temple	90 45												
LAST 12 Division I GAMES:															
		4 N Mississippi St.	64 66			94 N UCF	78 56								
		24 N Oregon	90 52			150 N Tulsa	105 57								
		8 N UCLA	86 71			35 A South Fla.	96 68								
		31 H Syracuse	94 64			168 H Memphis	91 48								
		100 H Albany (NY)	116 55			25 H Temple	90 45								
		35 N South Fla.	100 44			74 A Tulane	63 60								

Non-Div I Games:

UConn

Average RPI Win:	235	WON-LOST	WINNING	LAST 10	STRENGTH OF	OPP. STRENGTH	TEAM	ADJ.	CONF.	ADJ CONF.
Average RPI Loss:	172	RECORD	PCT. RANK	GAMES	SCHEDULE	OF SCHEDULE	RPI	RPI	RPI	RPI
DIV. I ONLY	14- 16	190	6- 4	251	250	220	220	22	22	
DIV. I NON-CONF.	4- 9	246	0- 1	268	289	291	291	22	22	
TOTALS	RPI 1-25	RPI 26-50	W-L RECORDS	RPI 51-100	RPI 101-150	RPI 150+				
14- 16	0- 1	0- 0	OVERALL	2- 3	1- 2	11- 10				
7- 8	0- 0	0- 0	HOME	1- 1	1- 1	5- 6				
6- 7	0- 1	0- 0	AWAY	1- 2	0- 1	5- 3				
1- 1	0- 0	0- 0	NEUTRAL	0- 0	0- 0	1- 1				
4- 9	0- 1	0- 0	NON-CONFERENCE	0- 1	0- 1	4- 6				
1- 6	0- 0	0- 0	HOME	0- 0	0- 1	1- 5				
2- 3	0- 1	0- 0	AWAY	0- 1	0- 0	2- 1				
1- 0	0- 0	0- 0	NEUTRAL	0- 0	0- 0	1- 0				
10- 7	0- 0	0- 0	CONFERENCE	2- 2	1- 1	7- 4				
6- 2	0- 0	0- 0	HOME	1- 1	1- 0	4- 1				
4- 4	0- 0	0- 0	AWAY	1- 1	0- 1	3- 2				
0- 1	0- 0	0- 0	NEUTRAL	0- 0	0- 0	0- 1				

RPI 1-25				RPI 26-50				RPI 51-100				RPI 101+ Team's RPI: 220			
RPI	S	Opponent	Score	RPI	S	Opponent	Score	RPI	S	Opponent	Score	RPI	S	Opponent	Score
15	A	Maryland	42 92					51	A	Virginia	30 56	118	H	Princeton	58 69
								90	A	New Hampshire	50 60	130	A	Maine	40 72
								90	H	New Hampshire	61 65	130	H	Maine	66 62
								100	A	Albany (NY)	64 56	154	H	Brown	75 81
								100	H	Albany (NY)	63 60	185	A	American	53 70
												188	A	Hartford	64 47
												188	H	Hartford	73 80
												188	N	Hartford	40 74
												198	A	Columbia	67 56
												213	A	Binghamton	62 69
												213	H	Binghamton	53 45
												214	H	Towson	48 59
												241	N	Liberty	62 51
												259	H	UMES	57 70
												262	A	Stony Brook	37 51
												262	H	Stony Brook	67 61
												269	H	Loyola Maryland	65 70
												274	A	Vermont	64 52
												274	H	Vermont	69 66
												290	H	Coppin St.	73 63
												329	H	Morgan St.	61 69
												336	A	LIU Brooklyn	57 45
												343	A	UMass Lowell	78 62
												343	H	UMass Lowell	79 72
LAST 12 Division I GAMES:															
154	H	Brown	75 81	274	A	Vermont	64 52								
188	N	Hartford	40 74	188	A	Hartford	64 47								
90	H	New Hampshire	61 65	130	H	Maine	66 62								
262	A	Stony Brook	37 51	213	H	Binghamton	53 45								
343	A	UMass Lowell	78 62	90	A	New Hampshire	50 60								
100	H	Albany (NY)	63 60	262	H	Stony Brook	67 61								

Non-Div I Games: Gettysburg 71 51

UMBC

■ Loss,
■ Non-Conf,
■ S Site,
■ H Home
■ A Away
N Neutral

UMES				STRENGTH OF SCHEDULE	OPP. STRENGTH OF SCHEDULE	TEAM RPI	ADJ. RPI	CONF. RPI	ADJ CONF. RPI
Average RPI Win:	258	WON-LOST RECORD	WINNING PCT. RANK						
Average RPI Loss:	223		LAST 10 GAMES						
DIV. I ONLY	12- 16	216	4- 6	319	331	259	259	32	32
DIV. I NON-CONF.	5- 5	164	0- 0	206	216	118	118	31	31

TOTALS	RPI 1-25	RPI 26-50	W-L RECORDS	RPI 51-100	RPI 101-150	RPI 150+			
12- 16	0- 1	0- 1	OVERALL	0- 1	1- 1	11- 12			
3- 6	0- 0	0- 0	HOME	0- 0	0- 0	3- 6			
7- 9	0- 1	0- 1	AWAY	0- 1	1- 0	6- 6			
2- 1	0- 0	0- 0	NEUTRAL	0- 0	0- 1	2- 0			
5- 5	0- 1	0- 1	NON-CONFERENCE	0- 1	0- 0	5- 2			
1- 0	0- 0	0- 0	HOME	0- 0	0- 0	1- 0			
3- 5	0- 1	0- 1	AWAY	0- 1	0- 0	3- 2			
1- 0	0- 0	0- 0	NEUTRAL	0- 0	0- 0	1- 0			
7- 11	0- 0	0- 0	CONFERENCE	0- 0	1- 1	6- 10			
2- 6	0- 0	0- 0	HOME	0- 0	0- 0	2- 6			
4- 4	0- 0	0- 0	AWAY	0- 0	1- 0	3- 4			
1- 1	0- 0	0- 0	NEUTRAL	0- 0	0- 1	1- 0			

RPI 1-25				RPI 26-50				RPI 51-100				RPI 101+ Team's RPI: 259			
RPI	S	Opponent	Score	RPI	S	Opponent	Score	RPI	S	Opponent	Score	RPI	S	Opponent	Score
15	A	Maryland	61 106	36	A	North Carolina St.	58 77	51	A	Virginia	50 60	147	A	Hampton	68 65
												147	N	Hampton	56 66
												172	A	East Carolina	58 66
												173	A	Bethune-Cookman	59 56
												173	H	Bethune-Cookman	33 61
												176	H	UNCG	60 53
												220	A	UMBC	70 57
												225	A	Howard	40 71
												225	H	Howard	71 72
												228	N	Saint Francis (PA)	90 82
												280	A	N.C. A&T	60 57
												280	H	N.C. A&T	58 50
												282	A	Norfolk St.	43 74
												288	A	Mt. St. Mary's	63 52
												290	H	Coppin St.	49 55
												290	N	Coppin St.	62 59
												293	H	Savannah St.	58 59
												315	A	USC Upstate	63 76
												324	A	Florida A&M	49 59
												329	H	Morgan St.	62 66
												335	A	N.C. Central	59 68
												335	H	N.C. Central	73 51
												337	A	Fla. Atlantic	76 59
												347	A	Delaware St.	79 72
												348	H	South Carolina St.	60 67

LAST 12 Division I GAMES:															
				147	N	Hampton	56 66	335	H	N.C. Central	73 51				
				290	N	Coppin St.	62 59	173	H	Bethune-Cookman	33 61				
				329	H	Morgan St.	62 66	282	A	Norfolk St.	43 74				
				225	A	Howard	40 71	290	H	Coppin St.	49 55				
				347	A	Delaware St.	79 72	147	A	Hampton	68 65				
				280	H	N.C. A&T	58 50	293	H	Savannah St.	58 59				

Non-Div I Games: Cheyney 75 38

UMES

■ Loss,
 ■ Non-Conf,
 ■ S Site,
 ■ Home
 ■ A Away
 N Neutral

Average RPI Win:	261	WON-LOST	WINNING	LAST 10	STRENGTH OF	OPP. STRENGTH	TEAM	ADJ.	CONF.	ADJ CONF.
Average RPI Loss:	188	RECORD	PCT. RANK	GAMES	SCHEDULE	OF SCHEDULE	RPI	RPI	RPI	RPI
DIV. I ONLY	8- 19	283	4- 6	229	322	295	295	29	29	
DIV. I NON-CONF.	3- 8	262	0- 0	153	274	256	256	29	29	
TOTALS	RPI 1-25	RPI 26-50	W-L RECORDS	RPI 51-100	RPI 101-150	RPI 150+				
8- 19	0- 0	0- 0	OVERALL	0- 2	1- 4	7- 13				
4- 10	0- 0	0- 0	HOME	0- 2	0- 2	4- 6				
3- 8	0- 0	0- 0	AWAY	0- 0	1- 1	2- 7				
1- 1	0- 0	0- 0	NEUTRAL	0- 0	0- 1	1- 0				
3- 8	0- 0	0- 0	NON-CONFERENCE	0- 2	1- 1	2- 5				
1- 6	0- 0	0- 0	HOME	0- 2	0- 1	1- 3				
2- 2	0- 0	0- 0	AWAY	0- 0	1- 0	1- 2				
0- 0	0- 0	0- 0	NEUTRAL	0- 0	0- 0	0- 0				
5- 11	0- 0	0- 0	CONFERENCE	0- 0	0- 3	5- 8				
3- 4	0- 0	0- 0	HOME	0- 0	0- 1	3- 3				
1- 6	0- 0	0- 0	AWAY	0- 0	0- 1	1- 5				
1- 1	0- 0	0- 0	NEUTRAL	0- 0	0- 1	1- 0				

RPI 1-25			RPI 26-50			RPI 51-100			RPI 101+ Team's RPI: 295		
RPI	S	Opponent	Score	RPI	S	Opponent	Score	RPI	S	Opponent	Score
						61 H Western Ill.	65 78	103 A Abilene Christian		71 68	
						86 H Northern Ill.	75 86	133 A New Mexico St.		72 78	
								133 H New Mexico St.		43 60	
								133 N New Mexico St.		63 71	
								150 H Tulsa		70 80	
								152 H Omaha		57 80	
								164 H Western Mich.		54 66	
								171 A La Salle		59 64	
								178 A Wichita St.		56 54	
								181 H Southern Ill.		69 77	
								211 A Seattle U		52 74	
								211 H Seattle U		65 75	
								215 A UTRGV		39 74	
								215 H UTRGV		52 63	
								215 N UTRGV		77 69	
								240 A Grand Canyon		64 75	
								240 H Grand Canyon		77 65	
								261 A CSU Bakersfield		33 52	
								261 H CSU Bakersfield		63 65	
								262 A Stony Brook		55 57	
								329 H Morgan St.		64 56	
								332 A Utah Valley		39 58	
								332 H Utah Valley		66 63	
								344 A Chicago St.		71 55	
								344 H Chicago St.		62 53	
LAST 12 Division I GAMES:											
						133 N New Mexico St.	63 71	211 A Seattle U		52 74	
						215 N UTRGV	77 69	332 A Utah Valley		39 58	
						344 A Chicago St.	71 55	215 H UTRGV		52 63	
						240 H Grand Canyon	77 65	261 A CSU Bakersfield		33 52	
						261 H CSU Bakersfield	63 65	240 A Grand Canyon		64 75	
						344 H Chicago St.	62 53	133 H New Mexico St.		43 60	

Non-Div I Games: Cent. Christian (KS111 43 Mo.-St. Louis 60 45

UMKC

Loss, Non-Conf, S Site, H Home A Away N Neutral

Average RPI Win:	307	WON-LOST	WINNING	LAST 10	STRENGTH OF	OPP. STRENGTH	TEAM	ADJ.	CONF.	ADJ CONF.
Average RPI Loss:	193	RECORD	PCT. RANK	GAMES	SCHEDULE	OF SCHEDULE	RPI	RPI	RPI	RPI
DIV. I ONLY	2- 26	345	0- 10	275	272	343	343	22	22	
DIV. I NON-CONF.	2- 10	305	0- 0	305	337	344	344	22	22	
TOTALS	RPI 1-25	RPI 26-50	W-L RECORDS	RPI 51-100	RPI 101-150	RPI 150+				
2- 26	0- 1	0- 1	OVERALL	0- 4	0- 2	2- 18				
2- 11	0- 0	0- 0	HOME	0- 2	0- 1	2- 8				
0- 15	0- 1	0- 1	AWAY	0- 2	0- 1	0- 10				
0- 0	0- 0	0- 0	NEUTRAL	0- 0	0- 0	0- 0				
2- 10	0- 1	0- 1	NON-CONFERENCE	0- 0	0- 0	2- 8				
2- 3	0- 0	0- 0	HOME	0- 0	0- 0	2- 3				
0- 7	0- 1	0- 1	AWAY	0- 0	0- 0	0- 5				
0- 0	0- 0	0- 0	NEUTRAL	0- 0	0- 0	0- 0				
0- 16	0- 0	0- 0	CONFERENCE	0- 4	0- 2	0- 10				
0- 8	0- 0	0- 0	HOME	0- 2	0- 1	0- 5				
0- 8	0- 0	0- 0	AWAY	0- 2	0- 1	0- 5				
0- 0	0- 0	0- 0	NEUTRAL	0- 0	0- 0	0- 0				

RPI 1-25				RPI 26-50				RPI 51-100				RPI 101+ Team's RPI: 343			
RPI	S	Opponent	Score	RPI	S	Opponent	Score	RPI	S	Opponent	Score	RPI	S	Opponent	Score
15	A	Maryland	44 100	49	A	Indiana	45 79	90	A	New Hampshire	45 58	130	A	Maine	50 76
								90	H	New Hampshire	57 76	130	H	Maine	44 65
								100	A	Albany (NY)	69 93	165	H	Fairfield	41 65
								100	H	Albany (NY)	60 79	188	A	Hartford	59 80
												188	H	Hartford	64 84
												198	A	Columbia	57 76
												213	A	Binghamton	54 69
												213	H	Binghamton	48 58
												214	A	Towson	56 90
												220	A	UMBC	72 79
												220	H	UMBC	62 78
												229	A	Boston U.	56 66
												243	A	Bryant	62 73
												262	A	Stony Brook	53 83
												262	H	Stony Brook	44 86
												274	A	Vermont	36 60
												274	H	Vermont	46 61
												275	H	Colgate	82 77
												302	H	Rhode Island	57 64
												316	A	Holy Cross	47 62
												339	H	Fairleigh Dickinson	61 55
												342	H	Longwood	59 72
LAST 12 Division I GAMES:															
				90	A	New Hampshire	45 58					213	A	Binghamton	54 69
				220	H	UMBC	62 78					100	H	Albany (NY)	60 79
				274	A	Vermont	36 60					90	H	New Hampshire	57 76
				188	H	Hartford	64 84					220	A	UMBC	72 79
				130	A	Maine	50 76					274	H	Vermont	46 61
				262	H	Stony Brook	44 86					262	A	Stony Brook	53 83

Non-Div I Games: Keene St. 74 48

UMass Lowell

■ Loss,
 ■ Non-Conf, S Site,
 ■ Home
 ■ Away
 N Neutral

UNC Asheville

Through Games Of April 2, 2017

Average RPI Win:	268	WON-LOST	WINNING	LAST 10	STRENGTH OF	OPP. STRENGTH	TEAM	ADJ.	CONF.	ADJ CONF.
Average RPI Loss:	175	RECORD	PCT. RANK	GAMES	SCHEDULE	OF SCHEDULE	RPI	RPI	RPI	RPI
DIV. I ONLY	18- 15	144	8- 2	297	299	195	195	28	28	
DIV. I NON-CONF.	5- 6	183	0- 1	213	146	168	168	28	28	
TOTALS	RPI 1-25	RPI 26-50	W-L RECORDS	RPI 51-100	RPI 101-150	RPI 150+				
18- 15	0- 1	0- 1	OVERALL	0- 1	1- 3	17- 9				
8- 4	0- 0	0- 0	HOME	0- 0	0- 1	8- 3				
6- 10	0- 1	0- 0	AWAY	0- 1	0- 2	6- 2				
4- 1	0- 0	0- 1	NEUTRAL	0- 0	1- 0	3- 0				
5- 6	0- 1	0- 1	NON-CONFERENCE	0- 1	0- 1	5- 2				
3- 0	0- 0	0- 0	HOME	0- 0	0- 0	3- 0				
2- 5	0- 1	0- 0	AWAY	0- 1	0- 1	2- 2				
0- 1	0- 0	0- 1	NEUTRAL	0- 0	0- 0	0- 0				
13- 9	0- 0	0- 0	CONFERENCE	0- 0	1- 2	12- 7				
5- 4	0- 0	0- 0	HOME	0- 0	0- 1	5- 3				
4- 5	0- 0	0- 0	AWAY	0- 0	0- 1	4- 4				
4- 0	0- 0	0- 0	NEUTRAL	0- 0	1- 0	3- 0				

RPI 1-25				RPI 26-50				RPI 51-100				RPI 101+ Team's RPI: 195			
RPI	S	Opponent	Score	RPI	S	Opponent	Score	RPI	S	Opponent	Score	RPI	S	Opponent	Score
2	A	South Carolina	40 90	47	N	Harvard	62 79	77	A	Virginia Tech	52 71	115	A	Fordham	42 55
												126	A	Radford	73 76
												126	H	Radford	62 64
												126	N	Radford	49 48
												176	A	UNCG	77 63
												200	A	Campbell	60 61
												200	H	Campbell	55 61
												200	N	Campbell	64 55
												216	A	Appalachian St.	51 81
												226	A	Presbyterian	67 60
												226	H	Presbyterian	47 52
												226	N	Presbyterian	56 55
												234	H	Wofford	84 65
												235	A	High Point	70 81
												235	H	High Point	60 76
												241	A	Liberty	57 53
												241	H	Liberty	64 54
												250	A	Furman	51 63
												253	A	Charleston So.	66 73
												253	H	Charleston So.	56 47
												276	H	Western Caro.	62 53
												281	H	Tennessee Tech	77 65
												313	A	Gardner-Webb	52 55
												313	H	Gardner-Webb	67 49
												315	A	USC Upstate	70 59
												342	A	Longwood	80 53
LAST 12 Division I GAMES:															
2	A	South Carolina	40 90	241	A	Liberty	57 53								
126	N	Radford	49 48	126	A	Radford	73 76								
226	N	Presbyterian	56 55	345	H	Winthrop	71 55								
200	N	Campbell	64 55	342	H	Longwood	84 53								
342	N	Longwood	65 59	253	A	Charleston So.	66 73								
313	H	Gardner-Webb	67 49	200	A	Campbell	60 61								

Non-Div I Games: Warren Wilson 113 51

UNC Asheville

Loss, Non-Conf, S Site, H Home A Away N Neutral

RPI	S	Opponent	Score	
342	H	Longwood	84	53
342	N	Longwood	65	59
345	A	Winthrop	68	53
345	H	Winthrop	71	55

UNC Asheville

U
N
C
G

U
N
C
G

UNCG

Page 355

Average RPI Win: 228	WON-LOST	WINNING	LAST 10	STRENGTH OF	OPP. STRENGTH	TEAM	ADJ.	CONF.	ADJ CONF.
Average RPI Loss: 114	RECORD	PCT. RANK	GAMES	SCHEDULE	OF SCHEDULE	RPI	RPI	RPI	RPI
DIV. I ONLY	10- 20	262	3- 7	143	96	217	217	9	9
DIV. I NON-CONF.	4- 6	208	0- 0	274	189	249	249	8	8
TOTALS	RPI 1-25	RPI 26-50	W-L RECORDS	RPI 51-100	RPI 101-150	RPI 150+			
10- 20	0- 1	0- 6	OVERALL	0- 2	0- 4	10- 7			
5- 9	0- 0	0- 2	HOME	0- 1	0- 2	5- 4			
4- 11	0- 1	0- 4	AWAY	0- 1	0- 2	4- 3			
1- 0	0- 0	0- 0	NEUTRAL	0- 0	0- 0	1- 0			
4- 6	0- 1	0- 1	NON-CONFERENCE	0- 0	0- 0	4- 4			
2- 3	0- 0	0- 0	HOME	0- 0	0- 0	2- 3			
2- 3	0- 1	0- 1	AWAY	0- 0	0- 0	2- 1			
0- 0	0- 0	0- 0	NEUTRAL	0- 0	0- 0	0- 0			
6- 14	0- 0	0- 5	CONFERENCE	0- 2	0- 4	6- 3			
3- 6	0- 0	0- 2	HOME	0- 1	0- 2	3- 1			
2- 8	0- 0	0- 3	AWAY	0- 1	0- 2	2- 2			
1- 0	0- 0	0- 0	NEUTRAL	0- 0	0- 0	1- 0			

RPI	S	Opponent	Score	RPI	S	Opponent	Score	RPI	S	Opponent	Score	RPI	S	Opponent	Score	Team's RPI: 217
18	A	Tennessee	54 90	27	A	Elon	48 82	88	A	Drexel	51 76	124	A	William & Mary	52 58	
				27	H	Elon	56 66	88	H	Drexel	38 71	124	H	William & Mary	43 57	
				36	A	North Carolina St.	54 86					140	A	Delaware	40 57	
				42	A	James Madison	27 52					140	H	Delaware	52 63	
				42	A	James Madison	51 73					161	A	Northeastern	47 55	
				42	H	James Madison	59 70					161	H	Northeastern	68 63	
												171	H	La Salle	48 64	
												172	A	East Carolina	65 75	
												187	A	Hofstra	56 54	
												187	H	Hofstra	54 66	
												196	H	Providence	49 65	
												214	A	Towson	48 42	
												214	H	Towson	59 56	
												218	A	Col. of Charleston	37 76	
												218	H	Col. of Charleston	67 61	
												218	N	Col. of Charleston	49 44	
												234	H	Wofford	67 71	
												250	H	Furman	56 52	
												257	A	Georgia St.	72 66	
												279	A	Davidson	67 58	
												282	H	Norfolk St.	64 56	
LAST 12 Division I GAMES:																
				42	A	James Madison	27 52					42	H	James Madison	59 70	
				218	N	Col. of Charleston	49 44					88	A	Drexel	51 76	
				27	A	Elon	48 82					214	A	Towson	48 42	
				161	H	Northeastern	68 63					27	H	Elon	56 66	
				124	A	William & Mary	52 58					140	A	Delaware	40 57	
				187	H	Hofstra	54 66					218	H	Col. of Charleston	67 61	

Non-Div I Games: Catawba

91 65

UNCW

■ Loss,
 ■ Non-Conf, S Site,
 ■ Home
 ■ Away
 N Neutral

Average RPI Win:	207	WON-LOST	WINNING	LAST 10	STRENGTH OF	OPP. STRENGTH	TEAM	ADJ.	CONF.	ADJ CONF.
Average RPI Loss:	62	RECORD	PCT. RANK	GAMES	SCHEDULE	OF SCHEDULE	RPI	RPI	RPI	RPI
DIV. I ONLY	23- 9	49	7- 3	113	130	60	60	17	17	
DIV. I NON-CONF.	6- 5	143	0- 1	28	16	57	57	14	14	
TOTALS	RPI 1-25	RPI 26-50	W-L RECORDS	RPI 51-100	RPI 101-150	RPI 150+				
23- 9	1- 1	1- 4	OVERALL	1- 3	2- 0	18- 1				
11- 2	1- 0	1- 2	HOME	0- 0	1- 0	8- 0				
8- 5	0- 0	0- 1	AWAY	1- 3	0- 0	7- 1				
4- 2	0- 1	0- 1	NEUTRAL	0- 0	1- 0	3- 0				
6- 5	1- 1	1- 1	NON-CONFERENCE	1- 3	2- 0	1- 0				
3- 1	1- 0	1- 1	HOME	0- 0	1- 0	0- 0				
1- 3	0- 0	0- 0	AWAY	1- 3	0- 0	0- 0				
2- 1	0- 1	0- 0	NEUTRAL	0- 0	1- 0	1- 0				
17- 4	0- 0	0- 3	CONFERENCE	0- 0	0- 0	17- 1				
8- 1	0- 0	0- 1	HOME	0- 0	0- 0	8- 0				
7- 2	0- 0	0- 1	AWAY	0- 0	0- 0	7- 1				
2- 1	0- 0	0- 1	NEUTRAL	0- 0	0- 0	2- 0				

RPI S	Opponent	Score	RPI S	Opponent	Score	RPI S	Opponent	Score	RPI S	Opponent	Score
16 N	DePaul	67 88	26 H	Kansas St.	67 59	66 A	Iowa	39 88	129 H	North Dakota	74 53
21 H	Creighton	50 49	28 A	Drake	57 70	69 A	IUPUI	69 62	141 N	Idaho	76 74
			28 H	Drake	79 88	71 A	Iowa St.	68 76	167 A	Missouri St.	61 54
			28 N	Drake	69 74	92 A	Oklahoma St.	57 81	167 H	Missouri St.	65 64
			44 H	South Dakota St.	50 61				178 A	Wichita St.	63 61
									178 H	Wichita St.	62 37
									181 A	Southern Ill.	59 64
									181 H	Southern Ill.	79 49
									233 A	Evansville	62 36
									233 H	Evansville	54 40
									233 N	Evansville	82 58
									239 A	Bradley	72 53
									239 H	Bradley	70 50
									239 N	Bradley	69 39
									254 A	Indiana St.	61 59
									254 H	Indiana St.	59 47
									308 A	Illinois St.	78 40
									308 H	Illinois St.	82 51
									312 N	Denver	79 68
									328 A	Loyola Chicago	89 43
									328 H	Loyola Chicago	68 30
LAST 12 Division I GAMES:											
16 N	DePaul	67 88	28 A	Drake	57 70						
28 N	Drake	69 74	254 A	Indiana St.	61 59						
233 N	Evansville	82 58	328 A	Loyola Chicago	89 43						
239 N	Bradley	69 39	308 H	Illinois St.	82 51						
167 H	Missouri St.	65 64	239 H	Bradley	70 50						
178 H	Wichita St.	62 37	181 A	Southern Ill.	59 64						

Non-Div I Games: Wis.-Parkside 72 57

UNI

■ Loss,
■ Non-Conf,
■ S Site,
■ Home
■ A Away
N Neutral

RPI 1-25			
RPI	S	Opponent	Score
6	N	Oregon St.	59 62
RPI 26-50			
RPI	S	Opponent	Score
35	N	South Fla.	42 77
RPI 51-100			
RPI	S	Opponent	Score
53	A	Boise St.	58 55
65	A	Colorado St.	41 44
65	H	Colorado St.	37 57
83	A	Colorado	52 66
89	H	Southern California	77 66
Team's RPI: 116			
RPI	S	Opponent	Score
110	N	BYU	54 63
119	A	Wyoming	57 79
119	H	Wyoming	51 46
131	H	Ole Miss	64 57
133	N	New Mexico St.	52 47
141	N	Idaho	73 61
151	H	Fresno St.	54 38
151	H	Fresno St.	51 53
157	A	New Mexico	61 52
157	H	New Mexico	56 42
175	H	Houston	64 53
194	A	Utah St.	49 58
194	H	Utah St.	68 43
194	H	Utah St.	55 53
206	A	San Jose St.	63 55
206	H	San Jose St.	65 76
255	H	Tennessee St.	69 48
270	A	San Diego St.	68 87
270	H	San Diego St.	80 62
284	A	Nevada	64 49
284	H	Nevada	60 41
314	A	Pepperdine	68 61
322	A	Air Force	60 56
322	H	Air Force	52 38
327	A	UC Irvine	62 46
LAST 12 Division I GAMES:			
83	A	Colorado	52 66
151	H	Fresno St.	51 53
194	H	Utah St.	68 43
151	H	Fresno St.	54 38
194	A	Utah St.	49 58
284	A	Nevada	64 49
322	H	Air Force	52 38
270	H	San Diego St.	80 62
206	A	San Jose St.	63 55
284	H	Nevada	60 41
65	A	Colorado St.	41 44
157	A	New Mexico	61 52

UNLV

Page 358

USC Upstate

Through Games Of April 2, 2017

Average RPI Win:	299	WON-LOST	WINNING	LAST 10	STRENGTH OF	OPP. STRENGTH	TEAM	ADJ.	CONF.	ADJ CONF.
Average RPI Loss:	184	RECORD	PCT. RANK	GAMES	SCHEDULE	OF SCHEDULE	RPI	RPI	RPI	RPI
DIV. I ONLY	6- 21	313	1- 9	274	294	315	315	25	25	
DIV. I NON-CONF.	4- 8	231	0- 0	277	323	271	271	24	24	
TOTALS	RPI 1-25	RPI 26-50	W-L RECORDS	RPI 51-100	RPI 101-150	RPI 150+				
6- 21	0- 0	0- 2	OVERALL	0- 2	0- 6	6- 11				
3- 9	0- 0	0- 0	HOME	0- 1	0- 3	3- 5				
3- 12	0- 0	0- 2	AWAY	0- 1	0- 3	3- 6				
0- 0	0- 0	0- 0	NEUTRAL	0- 0	0- 0	0- 0				
4- 8	0- 0	0- 2	NON-CONFERENCE	0- 0	0- 1	4- 5				
1- 4	0- 0	0- 0	HOME	0- 0	0- 1	1- 3				
3- 4	0- 0	0- 2	AWAY	0- 0	0- 0	3- 2				
0- 0	0- 0	0- 0	NEUTRAL	0- 0	0- 0	0- 0				
2- 13	0- 0	0- 0	CONFERENCE	0- 2	0- 5	2- 6				
2- 5	0- 0	0- 0	HOME	0- 1	0- 2	2- 2				
0- 8	0- 0	0- 0	AWAY	0- 1	0- 3	0- 4				
0- 0	0- 0	0- 0	NEUTRAL	0- 0	0- 0	0- 0				

RPI S	Opponent	Score	RPI S	Opponent	Score	RPI S	Opponent	Score	RPI S	Opponent	Score	Team's RPI: 315
37	A West Virginia	33 91	84	A FGCU	43 93	104	A Jacksonville	46 59				
46	A Purdue	41 71	84	H FGCU	50 80	104	H Jacksonville	47 65				
						117	A Stetson	49 70				
						117	A Stetson	68 80				
						117	H Stetson	55 77				
						124	H William & Mary	46 49				
						195	H UNC Asheville	59 70				
						200	H Campbell	41 56				
						208	A Illinois	57 77				
						226	A Presbyterian	55 48				
						250	A Furman	37 57				
						259	H UMES	76 63				
						273	A Kennesaw St.	67 74				
						273	H Kennesaw St.	71 79				
						296	A North Florida	74 77				
						296	H North Florida	67 78				
						304	A Lipscomb	77 84				
						304	H Lipscomb	89 75				
						313	H Gardner-Webb	53 57				
						321	A NJIT	66 70				
						321	H NJIT	75 58				
						335	A N.C. Central	68 58				
						348	A South Carolina St.	73 67				
LAST 12 Division I GAMES:												
117	A Stetson	49 70	304	H Lipscomb	89 75							
321	A NJIT	66 70	273	A Kennesaw St.	67 74							
117	H Stetson	55 77	304	A Lipscomb	77 84							
84	H FGCU	50 80	273	H Kennesaw St.	71 79							
104	A Jacksonville	46 59	84	A FGCU	43 93							
296	A North Florida	74 77	117	A Stetson	68 80							

Non-Div I Games: Bob Jones 92 50 Converse 93 35 Warren Wilson 91 53

USC Upstate

Loss, Non-Conf, S Site, H Home A Away N Neutral

Average RPI Win:	218	WON-LOST	WINNING	LAST 10	STRENGTH OF	OPP. STRENGTH	TEAM	ADJ.	CONF.	ADJ CONF.
Average RPI Loss:	111	RECORD	PCT. RANK	GAMES	SCHEDULE	OF SCHEDULE	RPI	RPI	RPI	RPI
DIV. I ONLY	20- 9	63	7- 3	172	177	97	97	21	21	
DIV. I NON-CONF.	5- 4	136	0- 1	101	55	81	81	20	20	
TOTALS	RPI 1-25	RPI 26-50	W-L RECORDS	RPI 51-100	RPI 101-150	RPI 150+				
20- 9	0- 0	1- 1	OVERALL	0- 3	3- 3	16- 2				
9- 3	0- 0	0- 0	HOME	0- 2	2- 0	7- 1				
9- 5	0- 0	1- 1	AWAY	0- 1	1- 2	7- 1				
2- 1	0- 0	0- 0	NEUTRAL	0- 0	0- 1	2- 0				
5- 4	0- 0	1- 1	NON-CONFERENCE	0- 2	0- 1	4- 0				
2- 1	0- 0	0- 0	HOME	0- 1	0- 0	2- 0				
2- 3	0- 0	1- 1	AWAY	0- 1	0- 1	1- 0				
1- 0	0- 0	0- 0	NEUTRAL	0- 0	0- 0	1- 0				
15- 5	0- 0	0- 0	CONFERENCE	0- 1	3- 2	12- 2				
7- 2	0- 0	0- 0	HOME	0- 1	2- 0	5- 1				
7- 2	0- 0	0- 0	AWAY	0- 0	1- 1	6- 1				
1- 1	0- 0	0- 0	NEUTRAL	0- 0	0- 1	1- 0				

RPI 1-25				RPI 26-50				RPI 51-100				Team's RPI: 97				RPI 101+			
RPI	S	Opponent	Score	RPI	S	Opponent	Score	RPI	S	Opponent	Score	RPI	S	Opponent	Score	RPI	S	Opponent	Score
26	A	Kansas St.	49 62	26	A	Kansas St.	49 62	52	H	Little Rock	49 58	101	A	Troy	68 85				
38	A	Western Ky.	71 68	38	A	Western Ky.	71 68	74	A	Tulane	53 62	101	H	Troy	78 72				
								98	H	SFA	60 65	101	N	Troy	59 88				
												111	A	Texas Tech	60 79				
												146	A	Louisiana	79 76				
												146	H	Louisiana	79 66				
												178	H	Wichita St.	74 70				
												180	A	Texas St.	61 39				
												180	H	Texas St.	69 75				
												186	H	UTSA	75 54				
												199	A	Seton Hall	86 61				
												216	A	Appalachian St.	73 62				
												216	H	Appalachian St.	74 63				
												246	A	Ga. Southern	69 60				
												247	A	South Ala.	73 49				
												247	H	South Ala.	53 41				
												247	N	South Ala.	65 53				
												256	A	Coastal Caro.	70 41				
												256	H	Coastal Caro.	60 58				
												257	A	Georgia St.	59 64				
												270	N	San Diego St.	64 58				
												318	H	Arkansas St.	69 58				
												331	A	La.-Monroe	83 47				
												331	H	La.-Monroe	93 59				
LAST 12 Division I GAMES:																			
74	A	Tulane	53 62	101	H	Troy	78 72												
101	N	Troy	59 88	257	A	Georgia St.	59 64												
247	N	South Ala.	65 53	246	A	Ga. Southern	69 60												
146	A	Louisiana	79 76	318	H	Arkansas St.	69 58												
331	A	La.-Monroe	83 47	52	H	Little Rock	49 58												
247	H	South Ala.	53 41	180	H	Texas St.	69 75												

Non-Div I Games: Tex. A&M-Commerce 80 50 Eastern N.M. 65 48

UT Arlington

Loss, Non-Conf, S Site, H Home A Away N Neutral

Average RPI Win:	260	WON-LOST	WINNING	LAST 10	STRENGTH OF	OPP. STRENGTH	TEAM	ADJ.	CONF.	ADJ CONF.
Average RPI Loss:	153	RECORD	PCT. RANK	GAMES	SCHEDULE	OF SCHEDULE	RPI	RPI	RPI	RPI
DIV. I ONLY	12- 19	237	7- 3	186	226	223	223	26	26	
DIV. I NON-CONF.	3- 10	279	0- 0	139	65	241	241	26	26	
TOTALS	RPI 1-25	RPI 26-50	W-L RECORDS	RPI 51-100	RPI 101-150	RPI 150+				
12- 19	0- 3	0- 0	OVERALL	0- 5	0- 1	12- 10				
7- 6	0- 1	0- 0	HOME	0- 1	0- 1	7- 3				
4- 12	0- 2	0- 0	AWAY	0- 3	0- 0	4- 7				
1- 1	0- 0	0- 0	NEUTRAL	0- 1	0- 0	1- 0				
3- 10	0- 3	0- 0	NON-CONFERENCE	0- 3	0- 1	3- 3				
2- 3	0- 1	0- 0	HOME	0- 1	0- 1	2- 0				
1- 7	0- 2	0- 0	AWAY	0- 2	0- 0	1- 3				
0- 0	0- 0	0- 0	NEUTRAL	0- 0	0- 0	0- 0				
9- 9	0- 0	0- 0	CONFERENCE	0- 2	0- 0	9- 7				
5- 3	0- 0	0- 0	HOME	0- 0	0- 0	5- 3				
3- 5	0- 0	0- 0	AWAY	0- 1	0- 0	3- 4				
1- 1	0- 0	0- 0	NEUTRAL	0- 1	0- 0	1- 0				

RPI 1-25				RPI 26-50				RPI 51-100				RPI 101+ Team's RPI: 223			
RPI	S	Opponent	Score	RPI	S	Opponent	Score	RPI	S	Opponent	Score	RPI	S	Opponent	Score
12	H	Louisville	57 100					58	A	Belmont	66 71	112	H	Vanderbilt	77 79
16	A	DePaul	68 100					58	N	Belmont	62 83	162	A	Oral Roberts	53 82
22	A	Missouri	69 80					63	H	Chattanooga	60 80	177	H	Morehead St.	68 89
								68	A	Northwestern	59 82	181	H	Southern Ill.	76 68
								79	A	Ohio	55 72	210	A	SIUE	82 72
												210	H	SIUE	68 70
												227	A	Samford	62 69
												249	H	Jacksonville St.	94 83
												255	A	Tennessee St.	80 85
												263	A	Austin Peay	60 85
												263	H	Austin Peay	83 80
												263	N	Austin Peay	59 43
												264	A	Murray St.	90 70
												264	H	Murray St.	83 82
												267	A	Southeast Mo. St.	82 73
												267	H	Southeast Mo. St.	79 82
												271	H	Eastern Ky.	66 56
												276	A	Western Caro.	84 72
												280	A	N.C. A&T	59 74
												281	A	Tennessee Tech	71 81
												297	A	Eastern Ill.	70 80
												297	H	Eastern Ill.	74 72
												318	H	Arkansas St.	68 63
LAST 12 Division I GAMES:															
				58	N	Belmont	62 83	297	H	Eastern Ill.	74 72				
				263	N	Austin Peay	59 43	271	H	Eastern Ky.	66 56				
				264	H	Murray St.	83 82	281	A	Tennessee Tech	71 81				
				263	A	Austin Peay	60 85	264	A	Murray St.	90 70				
				267	A	Southeast Mo. St.	82 73	263	H	Austin Peay	83 80				
				210	A	SIUE	82 72	210	H	SIUE	68 70				

Non-Div I Games:

UT Martin

■ Loss,
 ■ Non-Conf,
 ■ S Site,
 ■ Home
 ■ A Away
 N Neutral

UTEP				STRENGTH OF SCHEDULE	OPP. STRENGTH OF SCHEDULE	TEAM RPI	ADJ. RPI	CONF. RPI	ADJ CONF. RPI
Average RPI Win:	281	WON-LOST RECORD	WINNING PCT. RANK						
Average RPI Loss:	137		LAST 10 GAMES						
DIV. I ONLY	7- 23	311	2- 8	175	141	300	300	14	14
DIV. I NON-CONF.	2- 9	293	0- 0	129	185	297	297	15	15

TOTALS	RPI 1-25	RPI 26-50	W-L RECORDS	RPI 51-100	RPI 101-150	RPI 150+			
7- 23	0- 0	0- 4	OVERALL	0- 1	1- 9	6- 9			
6- 8	0- 0	0- 1	HOME	0- 0	1- 3	5- 4			
1- 9	0- 0	0- 0	AWAY	0- 1	0- 4	1- 4			
0- 6	0- 0	0- 3	NEUTRAL	0- 0	0- 2	0- 1			
2- 9	0- 0	0- 3	NON-CONFERENCE	0- 0	0- 2	2- 4			
2- 3	0- 0	0- 0	HOME	0- 0	0- 1	2- 2			
0- 1	0- 0	0- 0	AWAY	0- 0	0- 0	0- 1			
0- 5	0- 0	0- 3	NEUTRAL	0- 0	0- 1	0- 1			
5- 14	0- 0	0- 1	CONFERENCE	0- 1	1- 7	4- 5			
4- 5	0- 0	0- 1	HOME	0- 0	1- 2	3- 2			
1- 8	0- 0	0- 0	AWAY	0- 1	0- 4	1- 3			
0- 1	0- 0	0- 0	NEUTRAL	0- 0	0- 1	0- 0			

RPI 1-25				RPI 26-50				RPI 51-100				RPI 101+ Team's RPI: 300			
RPI	S	Opponent	Score	RPI	S	Opponent	Score	RPI	S	Opponent	Score	RPI	S	Opponent	Score
				26	N	Kansas St.	40 61	75	A	Middle Tenn.	53 76	105	A	Southern Miss.	48 73
				36	N	North Carolina St.	55 71					105	H	Southern Miss.	68 79
				38	H	Western Ky.	54 71					109	N	Alabama	60 78
				40	N	LSU	45 78					120	A	Charlotte	74 84
												133	H	New Mexico St.	59 67
												134	A	Old Dominion	68 87
												134	N	Old Dominion	70 80
												139	A	Louisiana Tech	61 69
												139	H	Louisiana Tech	69 62
												142	H	Rice	76 80
												157	A	New Mexico	66 79
												158	H	Texas Southern	68 89
												159	N	Pittsburgh	46 71
												184	H	North Texas	69 76
												186	A	UTSA	76 97
												186	H	UTSA	81 83
												190	A	UAB	61 74
												244	H	Marshall	84 74
												261	H	CSU Bakersfield	74 61
												292	H	Northern Ariz.	51 65
LAST 12 Division I GAMES:															
				134	N	Old Dominion	70 80	184	H	North Texas	69 76	309	A	FIU	87 88
				120	A	Charlotte	74 84	105	A	Southern Miss.	48 73	309	H	FIU	88 47
				134	A	Old Dominion	68 87	139	A	Louisiana Tech	61 69	337	A	Fla. Atlantic	51 50
				309	H	FIU	88 47	75	A	Middle Tenn.	53 76	337	H	Fla. Atlantic	69 59
				337	H	Fla. Atlantic	69 59	190	A	UAB	61 74	338	H	Houston Baptist	75 45
				142	H	Rice	76 80	244	H	Marshall	84 74				

Non-Div I Games: Western N.M. 93 46

UTEP

■ Loss,
 ■ Non-Conf,
 ■ S Site,
 ■ Home
 ■ A Away
 N Neutral

Average RPI Win: 279	WON-LOST	WINNING	LAST 10	STRENGTH OF	OPP. STRENGTH	TEAM	ADJ.	CONF.	ADJ CONF.
Average RPI Loss: 162	RECORD	PCT. RANK	GAMES	SCHEDULE	OF SCHEDULE	RPI	RPI	RPI	RPI
DIV. I ONLY	16- 14	147	4- 6	329	249	215	215	29	29
DIV. I NON-CONF.	8- 7	160	2- 2	280	125	183	183	29	29
TOTALS	RPI 1-25	RPI 26-50	W-L RECORDS	RPI 51-100	RPI 101-150	RPI 150+			
16- 14	0- 2	0- 0	OVERALL	1- 1	0- 4	15- 7			
9- 4	0- 0	0- 0	HOME	1- 0	0- 1	8- 3			
6- 9	0- 2	0- 0	AWAY	0- 1	0- 3	6- 3			
1- 1	0- 0	0- 0	NEUTRAL	0- 0	0- 0	1- 1			
8- 7	0- 2	0- 0	NON-CONFERENCE	1- 1	0- 2	7- 2			
5- 1	0- 0	0- 0	HOME	1- 0	0- 0	4- 1			
2- 6	0- 2	0- 0	AWAY	0- 1	0- 2	2- 1			
1- 0	0- 0	0- 0	NEUTRAL	0- 0	0- 0	1- 0			
8- 7	0- 0	0- 0	CONFERENCE	0- 0	0- 2	8- 5			
4- 3	0- 0	0- 0	HOME	0- 0	0- 1	4- 2			
4- 3	0- 0	0- 0	AWAY	0- 0	0- 1	4- 2			
0- 1	0- 0	0- 0	NEUTRAL	0- 0	0- 0	0- 1			

RPI	S	Opponent	Score	RPI	S	Opponent	Score	RPI	S	Opponent	Score	RPI	S	Opponent	Score	Team's RPI: 215
13	A	Texas	61 85		92	A	Oklahoma St.	53 86	103	A	Abilene Christian	54 70				
20	A	Oklahoma	59 92		98	H	SFA	62 54	133	A	New Mexico St.	67 87				
									133	H	New Mexico St.	46 64				
									142	A	Rice	63 73				
									175	H	Houston	52 68				
									184	N	North Texas	74 69				
									192	A	Nebraska	53 71				
									211	A	Seattle U	58 57				
									211	H	Seattle U	54 67				
									240	A	Grand Canyon	59 60				
									240	H	Grand Canyon	52 49				
									261	A	CSU Bakersfield	46 74				
									261	H	CSU Bakersfield	61 67				
									266	H	Prairie View	82 74				
									268	A	A&M-Corpus Christi	68 65				
									268	H	A&M-Corpus Christi	55 46				
									295	A	UMKC	63 52				
									295	H	UMKC	74 39				
									295	N	UMKC	69 77				
									307	H	North Dakota St.	81 67				
									332	A	Utah Valley	64 45				
									332	H	Utah Valley	64 55				
									340	A	Sam Houston St.	69 45				
									340	H	Sam Houston St.	78 50				
									344	A	Chicago St.	57 46				
									344	H	Chicago St.	71 43				
LAST 12 Division I GAMES:																
142	A	Rice	63 73	332	A	Utah Valley	64 45									
98	H	SFA	62 54	211	A	Seattle U	58 57									
295	N	UMKC	69 77	133	A	New Mexico St.	67 87									
103	A	Abilene Christian	54 70	261	H	CSU Bakersfield	61 67									
184	N	North Texas	74 69	240	H	Grand Canyon	52 49									
133	H	New Mexico St.	46 64	295	A	UMKC	63 52									

Non-Div I Games: St. Thomas (TX) 63 56 Texas Lutheran 68 52 Evangel 86 55

UTRGV

Loss, Non-Conf, S Site, H Home A Away N Neutral

Average RPI Win: 224	WON-LOST	WINNING	LAST 10	STRENGTH OF	OPP. STRENGTH	TEAM	ADJ.	CONF.	ADJ CONF.
Average RPI Loss: 118	RECORD	PCT. RANK	GAMES	SCHEDULE	OF SCHEDULE	RPI	RPI	RPI	RPI
DIV. I ONLY	13- 15	198	4- 6	146	120	186	186	14	14
DIV. I NON-CONF.	3- 6	231	0- 0	44	70	193	193	15	15
TOTALS	RPI 1-25	RPI 26-50	W-L RECORDS	RPI 51-100	RPI 101-150	RPI 150+			
13- 15	0- 2	1- 0	OVERALL	0- 3	3- 7	9- 3			
8- 7	0- 0	1- 0	HOME	0- 1	2- 3	5- 3			
5- 7	0- 2	0- 0	AWAY	0- 2	1- 3	4- 0			
0- 1	0- 0	0- 0	NEUTRAL	0- 0	0- 1	0- 0			
3- 6	0- 2	0- 0	NON-CONFERENCE	0- 2	1- 1	2- 1			
3- 3	0- 0	0- 0	HOME	0- 1	1- 1	2- 1			
0- 3	0- 2	0- 0	AWAY	0- 1	0- 0	0- 0			
0- 0	0- 0	0- 0	NEUTRAL	0- 0	0- 0	0- 0			
10- 9	0- 0	1- 0	CONFERENCE	0- 1	2- 6	7- 2			
5- 4	0- 0	1- 0	HOME	0- 0	1- 2	3- 2			
5- 4	0- 0	0- 0	AWAY	0- 1	1- 3	4- 0			
0- 1	0- 0	0- 0	NEUTRAL	0- 0	0- 1	0- 0			

RPI 1-25				RPI 26-50				RPI 51-100				RPI 101+ Team's RPI: 186			
RPI	S	Opponent	Score	RPI	S	Opponent	Score	RPI	S	Opponent	Score	RPI	S	Opponent	Score
13	A	Texas	43 76	38	H	Western Ky.	80 77	74	H	Tulane	66 75	103	H	Abilene Christian	71 68
24	A	Oregon	63 77					75	A	Middle Tenn.	63 77	105	A	Southern Miss.	71 74
								97	A	UT Arlington	54 75	105	H	Southern Miss.	68 69
												120	A	Charlotte	67 78
												128	H	Northern Colo.	66 73
												134	A	Old Dominion	81 68
												139	A	Louisiana Tech	71 77
												139	H	Louisiana Tech	63 61
												142	H	Rice	61 66
												142	N	Rice	63 75
												175	H	Houston	49 56
												180	H	Texas St.	72 47
												184	H	North Texas	55 58
												190	A	UAB	82 67
												241	H	Liberty	80 64
												244	H	Marshall	81 88
												300	A	UTEP	83 81
												300	H	UTEP	97 76
												309	A	FIU	70 61
												309	H	FIU	69 55
												337	A	Fla. Atlantic	72 62
												337	H	Fla. Atlantic	97 66
LAST 12 Division I GAMES:															
142	N	Rice	63 75	142	H	Rice	61 66								
134	A	Old Dominion	81 68	139	A	Louisiana Tech	71 77								
120	A	Charlotte	67 78	105	A	Southern Miss.	71 74								
337	H	Fla. Atlantic	97 66	190	A	UAB	82 67								
309	H	FIU	69 55	75	A	Middle Tenn.	63 77								
184	H	North Texas	55 58	38	H	Western Ky.	80 77								

Non-Div I Games: Tex. A&M-Kingsville70 44 Angelo St. 77 **85**

UTSA

Loss, Non-Conf, S Site, H Home A Away N Neutral

Average RPI Win:	157	WON-LOST	WINNING	LAST 10	STRENGTH OF	OPP. STRENGTH	TEAM	ADJ.	CONF.	ADJ CONF.
Average RPI Loss:	34	RECORD	PCT. RANK	GAMES	SCHEDULE	OF SCHEDULE	RPI	RPI	RPI	RPI
DIV. I ONLY	16- 15	162	2- 8	32	37	78	78	1	1	
DIV. I NON-CONF.	11- 1	6	0- 1	165	304	51	51	1	1	
TOTALS	RPI 1-25	RPI 26-50	W-L RECORDS	RPI 51-100	RPI 101-150	RPI 150+				
16- 15	0- 9	2- 2	OVERALL	4- 3	3- 1	7- 0				
9- 8	0- 4	1- 1	HOME	2- 2	1- 1	5- 0				
6- 6	0- 5	1- 0	AWAY	2- 1	1- 0	2- 0				
1- 1	0- 0	0- 1	NEUTRAL	0- 0	1- 0	0- 0				
11- 1	0- 0	0- 0	NON-CONFERENCE	1- 1	3- 0	7- 0				
7- 1	0- 0	0- 0	HOME	1- 1	1- 0	5- 0				
3- 0	0- 0	0- 0	AWAY	0- 0	1- 0	2- 0				
1- 0	0- 0	0- 0	NEUTRAL	0- 0	1- 0	0- 0				
5- 14	0- 9	2- 2	CONFERENCE	3- 2	0- 1	0- 0				
2- 7	0- 4	1- 1	HOME	1- 1	0- 1	0- 0				
3- 6	0- 5	1- 0	AWAY	2- 1	0- 0	0- 0				
0- 1	0- 0	0- 1	NEUTRAL	0- 0	0- 0	0- 0				

RPI 1-25				RPI 26-50				RPI 51-100				Team's RPI: 78				RPI 101+			
RPI	S	Opponent	Score	RPI	S	Opponent	Score	RPI	S	Opponent	Score	RPI	S	Opponent	Score	RPI	S	Opponent	Score
5	A	Stanford	51 87	33	H	Arizona St.	44 66	59	H	Montana St.	74 64	110	H	BYU	77 60				
5	H	Stanford	58 77	33	N	Arizona St.	54 72	64	A	Washington St.	74 57	114	A	Saint Mary's (CA)	63 62				
6	A	Oregon St.	44 70	48	A	California	73 64	64	H	Washington St.	55 61	120	N	Charlotte	81 68				
6	H	Oregon St.	49 63	48	H	California	63 57	73	H	UC Davis	62 72	123	H	Arizona	70 81				
8	A	UCLA	56 67					83	A	Colorado	49 54	151	A	Fresno St.	65 55				
9	A	Washington	77 84					83	H	Colorado	58 53	194	H	Utah St.	65 58				
9	H	Washington	53 82					89	A	Southern California	58 53	237	H	Weber St.	71 52				
24	A	Oregon	66 84									284	A	Nevada	80 50				
24	H	Oregon	61 73									289	H	Southern Utah	69 43				
												292	H	Northern Ariz.	78 65				
												332	H	Utah Valley	100 52				
LAST 12 Division I GAMES:																			
73	H	UC Davis	62 72	5	A	Stanford	51 87												
33	N	Arizona St.	54 72	48	A	California	73 64												
9	A	Washington	77 84	64	H	Washington St.	55 61												
64	A	Washington St.	74 57	9	H	Washington	53 82												
6	H	Oregon St.	49 63	83	H	Colorado	58 53												
24	H	Oregon	61 73	83	A	Colorado	49 54												

Non-Div I Games:

Utah

Average RPI Win:	225	WON-LOST	WINNING	LAST 10	STRENGTH OF	OPP. STRENGTH	TEAM	ADJ.	CONF.	ADJ CONF.
Average RPI Loss:	149	RECORD	PCT. RANK	GAMES	SCHEDULE	OF SCHEDULE	RPI	RPI	RPI	RPI
DIV. I ONLY	16- 15	162	5- 5	253	183	194	194	13	13	
DIV. I NON-CONF.	6- 5	143	0- 1	326	266	240	240	16	16	
TOTALS	RPI 1-25	RPI 26-50	W-L RECORDS	RPI 51-100	RPI 101-150	RPI 150+				
16- 15	0- 0	0- 0	OVERALL	3- 3	1- 7	12- 5				
11- 4	0- 0	0- 0	HOME	3- 0	1- 2	7- 2				
3- 11	0- 0	0- 0	AWAY	0- 3	0- 5	3- 3				
2- 0	0- 0	0- 0	NEUTRAL	0- 0	0- 0	2- 0				
6- 5	0- 0	0- 0	NON-CONFERENCE	1- 1	0- 3	5- 1				
4- 2	0- 0	0- 0	HOME	1- 0	0- 1	3- 1				
1- 3	0- 0	0- 0	AWAY	0- 1	0- 2	1- 0				
1- 0	0- 0	0- 0	NEUTRAL	0- 0	0- 0	1- 0				
10- 10	0- 0	0- 0	CONFERENCE	2- 2	1- 4	7- 4				
7- 2	0- 0	0- 0	HOME	2- 0	1- 1	4- 1				
2- 8	0- 0	0- 0	AWAY	0- 2	0- 3	2- 3				
1- 0	0- 0	0- 0	NEUTRAL	0- 0	0- 0	1- 0				

RPI 1-25				RPI 26-50				RPI 51-100				RPI 101+				Team's RPI: 194	
RPI	S	Opponent	Score	RPI	S	Opponent	Score	RPI	S	Opponent	Score	RPI	S	Opponent	Score		
								53	A	Boise St.	56	76	110	H	BYU	40	60
								53	H	Boise St.	65	63	116	A	UNLV	53	55
								59	H	Montana St.	64	56	116	A	UNLV	43	68
								65	A	Colorado St.	43	74	116	H	UNLV	58	49
								65	H	Colorado St.	55	48	119	A	Wyoming	40	59
								78	A	Utah	58	65	119	H	Wyoming	48	71
													123	A	Arizona	57	61
													141	A	Idaho	57	64
													151	A	Fresno St.	52	47
													153	H	Idaho St.	69	56
													157	A	New Mexico	67	78
													157	H	New Mexico	58	68
													206	H	San Jose St.	82	78
													270	A	San Diego St.	59	66
													270	H	San Diego St.	53	47
													284	A	Nevada	81	69
													284	H	Nevada	60	57
													289	H	Southern Utah	54	70
													322	A	Air Force	61	64
													322	H	Air Force	65	62
													322	N	Air Force	46	40
													325	A	Montana	65	47
													327	H	UC Irvine	66	52
													332	H	Utah Valley	56	45
													334	N	Incarnate Word	79	46
LAST 12 Division I GAMES:																	
				116	A	UNLV	43	68		284	H	Nevada	60	57			
				141	A	Idaho	57	64		270	A	San Diego St.	59	66			
				322	N	Air Force	46	40		119	A	Wyoming	40	59			
				116	H	UNLV	58	49		65	H	Colorado St.	55	48			
				322	A	Air Force	61	64		53	H	Boise St.	65	63			
				206	H	San Jose St.	82	78		284	A	Nevada	81	69			

Non-Div I Games: Westminster (UT) 72 49

Utah St.

■ Loss,
 ■ Non-Conf,
 ■ S Site,
 ■ Home
 ■ A Away
 N Neutral

Utah Valley

Through Games Of April 2, 2017

Average RPI Win:	308	WON-LOST	WINNING	LAST 10	STRENGTH OF	OPP. STRENGTH	TEAM	ADJ.	CONF.	ADJ CONF.
Average RPI Loss:	200	RECORD	PCT. RANK	GAMES	SCHEDULE	OF SCHEDULE	RPI	RPI	RPI	RPI
DIV. I ONLY	7- 22	308	3- 7	328	301	332	332	29	29	
DIV. I NON-CONF.	3- 10	279	0- 0	320	249	324	324	29	29	
TOTALS	RPI 1-25	RPI 26-50	W-L RECORDS	RPI 51-100	RPI 101-150	RPI 150+				
7- 22	0- 0	0- 0	OVERALL	0- 2	0- 4	7- 16				
4- 8	0- 0	0- 0	HOME	0- 0	0- 3	4- 5				
2- 11	0- 0	0- 0	AWAY	0- 0	0- 0	2- 3				
1- 3	0- 0	0- 0	NEUTRAL	0- 1	0- 0	1- 2				
3- 10	0- 0	0- 0	NON-CONFERENCE	0- 2	0- 2	3- 6				
2- 3	0- 0	0- 0	HOME	0- 0	0- 2	2- 1				
1- 5	0- 0	0- 0	AWAY	0- 1	0- 0	1- 4				
0- 2	0- 0	0- 0	NEUTRAL	0- 1	0- 0	0- 1				
4- 12	0- 0	0- 0	CONFERENCE	0- 0	0- 2	4- 10				
2- 5	0- 0	0- 0	HOME	0- 0	0- 1	2- 4				
1- 6	0- 0	0- 0	AWAY	0- 0	0- 1	1- 5				
1- 1	0- 0	0- 0	NEUTRAL	0- 0	0- 0	1- 1				

RPI 1-25			RPI 26-50			RPI 51-100			RPI 101+			Team's RPI: 332
RPI	S	Opponent	Score	RPI	S	Opponent	Score	RPI	S	Opponent	Score	
						54 N Central Mich.	62 71	110 H BYU			50 68	
						78 A Utah	52 100	133 A New Mexico St.			46 63	
								133 H New Mexico St.			53 66	
								137 H Eastern Wash.			50 83	
								153 A Idaho St.			56 61	
								194 A Utah St.			45 56	
								210 N SIUE			64 71	
								211 A Seattle U			55 65	
								211 H Seattle U			51 69	
								211 N Seattle U			60 61	
								215 A UTRGV			55 64	
								215 H UTRGV			45 64	
								237 H Weber St.			61 64	
								240 A Grand Canyon			42 60	
								240 H Grand Canyon			46 62	
								261 A CSU Bakersfield			39 55	
								261 H CSU Bakersfield			59 63	
								261 N CSU Bakersfield			59 53	
								272 A Cal Poly			65 77	
								289 A Southern Utah			70 64	
								295 A UMKC			63 66	
								295 H UMKC			58 39	
								312 H Denver			72 58	
								314 H Pepperdine			72 65	
								322 A Air Force			53 64	
								344 A Chicago St.			62 59	
LAST 12 Division I GAMES:												
						211 N Seattle U	60 61	261 A CSU Bakersfield	39 55			
						261 N CSU Bakersfield	59 53	344 H Chicago St.	73 54			
						211 A Seattle U	55 65	295 H UMKC	58 39			
						215 H UTRGV	45 64	211 H Seattle U	51 69			
						133 H New Mexico St.	53 66	133 A New Mexico St.	46 63			
						240 A Grand Canyon	42 60	215 A UTRGV	55 64			

Non-Div I Games: Dixie St. 68 56 Antelope Valley 87 47

Utah Valley

Loss, Non-Conf, S Site, H Home A Away N Neutral

RPI	S	Opponent	Score
344	H	Chicago St.	73 54

Utah Valley

Utah Valley

Utah Valley

Average RPI Win:	214	WON-LOST	WINNING	LAST 10	STRENGTH OF	OPP. STRENGTH	TEAM	ADJ.	CONF.	ADJ CONF.
Average RPI Loss:	103	RECORD	PCT. RANK	GAMES	SCHEDULE	OF SCHEDULE	RPI	RPI	RPI	RPI
DIV. I ONLY	16- 15	162	5- 5	116	122	149	149	12	12	
DIV. I NON-CONF.	7- 6	153	0- 0	128	126	132	132	12	12	
TOTALS	RPI 1-25	RPI 26-50	W-L RECORDS	RPI 51-100	RPI 101-150	RPI 150+				
16- 15	0- 0	1- 2	OVERALL	0- 6	1- 6	14- 1				
9- 6	0- 0	0- 1	HOME	0- 3	0- 2	9- 0				
5- 8	0- 0	0- 0	AWAY	0- 0	1- 0	4- 0				
2- 1	0- 0	1- 1	NEUTRAL	0- 0	0- 0	1- 0				
7- 6	0- 0	1- 0	NON-CONFERENCE	0- 3	0- 3	6- 0				
3- 3	0- 0	0- 0	HOME	0- 2	0- 1	3- 0				
2- 3	0- 0	0- 0	AWAY	0- 1	0- 2	2- 0				
2- 0	0- 0	1- 0	NEUTRAL	0- 0	0- 0	1- 0				
9- 9	0- 0	0- 2	CONFERENCE	0- 3	1- 3	8- 1				
6- 3	0- 0	0- 1	HOME	0- 1	0- 1	6- 0				
3- 5	0- 0	0- 0	AWAY	0- 2	1- 2	2- 1				
0- 1	0- 0	0- 1	NEUTRAL	0- 0	0- 0	0- 0				

RPI S	Opponent	Score	RPI S	Opponent	Score	RPI S	Opponent	Score	RPI S	Opponent	Score	Team's RPI: 149
39	H Dayton	48 68	69	H IUPUI	62 71	115	A Fordham	61 58				
39	N Dayton	61 77	70	A George Washington	67 81	122	A Saint Joseph's	58 64				
41	N Villanova	68 66	72	H Minnesota	69 79	122	H Saint Joseph's	70 80				
			91	A Wake Forest	54 60	127	A Duquesne	51 70				
			93	A Saint Louis	72 77	131	A Ole Miss	57 77				
			93	H Saint Louis	48 62	134	A Old Dominion	60 70				
						148	H Iona	57 59				
						154	H Brown	85 72				
						171	H La Salle	61 56				
						176	H UNCG	65 54				
						185	N American	68 62				
						197	A George Mason	59 70				
						200	A Campbell	66 53				
						232	A Richmond	57 55				
						232	H Richmond	62 55				
						232	H Richmond	72 64				
						248	A St. Bonaventure	77 60				
						250	A Furman	75 61				
						279	H Davidson	54 47				
						290	H Coppin St.	73 44				
						302	H Rhode Island	68 57				
						310	H Massachusetts	55 52				
LAST 12 Division I GAMES:												
39	N Dayton	61 77	93	A Saint Louis	72 77							
232	H Richmond	72 64	39	H Dayton	48 68							
279	H Davidson	54 47	232	A Richmond	57 55							
248	A St. Bonaventure	77 60	310	H Massachusetts	55 52							
122	H Saint Joseph's	70 80	115	A Fordham	61 58							
127	A Duquesne	51 70	302	H Rhode Island	68 57							

Non-Div I Games:

VCU

■ Loss,
 ■ Non-Conf,
 ■ S Site,
 ■ H Home
 ■ A Away
 N Neutral

Valparaiso

Through Games Of April 2, 2017

Average RPI Win:	284	WON-LOST	WINNING	LAST 10	STRENGTH OF	OPP. STRENGTH	TEAM	ADJ.	CONF.	ADJ CONF.
Average RPI Loss:	160	RECORD	PCT. RANK	GAMES	SCHEDULE	OF SCHEDULE	RPI	RPI	RPI	RPI
DIV. I ONLY	8- 21	288	5- 5	227	223	291	291	19	19	
DIV. I NON-CONF.	3- 6	231	0- 0	270	202	272	272	21	21	
TOTALS	RPI 1-25	RPI 26-50	W-L RECORDS	RPI 51-100	RPI 101-150	RPI 150+				
8- 21	0- 1	0- 4	OVERALL	0- 0	1- 6	7- 10				
5- 8	0- 0	0- 1	HOME	0- 0	1- 2	4- 5				
2- 12	0- 0	0- 0	AWAY	0- 0	0- 0	2- 0				
1- 1	0- 0	0- 1	NEUTRAL	0- 0	0- 0	1- 0				
3- 6	0- 1	0- 1	NON-CONFERENCE	0- 0	0- 1	3- 3				
2- 2	0- 0	0- 0	HOME	0- 0	0- 0	2- 2				
1- 4	0- 1	0- 1	AWAY	0- 0	0- 1	1- 1				
0- 0	0- 0	0- 0	NEUTRAL	0- 0	0- 0	0- 0				
5- 15	0- 0	0- 3	CONFERENCE	0- 0	1- 5	4- 7				
3- 6	0- 0	0- 1	HOME	0- 0	1- 2	2- 3				
1- 8	0- 0	0- 1	AWAY	0- 0	0- 3	1- 4				
1- 1	0- 0	0- 1	NEUTRAL	0- 0	0- 0	1- 0				

RPI 1-25			RPI 26-50			RPI 51-100			RPI 101+ Team's RPI: 291		
RPI	S	Opponent	Score	RPI	S	Opponent	Score	RPI	S	Opponent	Score
3	A	Notre Dame	54 114	32	A	Green Bay	35 56	117	A	Stetson	75 87
				32	H	Green Bay	36 75	134	A	Wright St.	48 63
				32	N	Green Bay	60 89	134	H	Wright St.	52 65
				49	A	Indiana	58 87	144	A	Milwaukee	64 80
								144	H	Milwaukee	74 85
								145	A	Detroit Mercy	60 85
								145	H	Detroit Mercy	57 55
								155	A	Oakland	63 104
								155	H	Oakland	60 98
								183	A	Cleveland St.	60 71
								183	H	Cleveland St.	62 66
								233	H	Evansville	65 70
								239	H	Bradley	56 67
								241	H	Liberty	70 68
								294	A	Northern Ky.	41 32
								294	H	Northern Ky.	55 70
								297	H	Eastern Ill.	73 68
								308	A	Illinois St.	56 77
								317	A	Youngstown St.	70 76
								317	H	Youngstown St.	77 60
								317	N	Youngstown St.	79 62
								320	A	Ill.-Chicago	60 74
								320	H	Ill.-Chicago	72 63
								344	A	Chicago St.	53 51
LAST 12 Division I GAMES:											
				32	N	Green Bay	60 89	294	A	Northern Ky.	41 32
				317	N	Youngstown St.	79 62	134	A	Wright St.	48 63
				320	H	Ill.-Chicago	72 63	183	H	Cleveland St.	62 66
				144	A	Milwaukee	64 80	317	H	Youngstown St.	77 60
				145	H	Detroit Mercy	57 55	320	A	Ill.-Chicago	60 74
				155	H	Oakland	60 98	134	H	Wright St.	52 65

Non-Div I Games: Ind.-Kokomo 102 47 Grace (IN) 71 49

Valparaiso

Loss, Non-Conf, S Site, H Home A Away N Neutral

Average RPI Win:	165	WON-LOST	WINNING	LAST 10	STRENGTH OF	OPP. STRENGTH	TEAM	ADJ.	CONF.	ADJ CONF.
Average RPI Loss:	55	RECORD	PCT. RANK	GAMES	SCHEDULE	OF SCHEDULE	RPI	RPI	RPI	RPI
DIV. I ONLY	14- 16	190	4- 6	50	43	112	112	2	2	
DIV. I NON-CONF.	10- 3	44	0- 0	123	143	56	56	2	2	
TOTALS	RPI 1-25	RPI 26-50	W-L RECORDS	RPI 51-100	RPI 101-150	RPI 150+				
14- 16	1- 8	1- 3	OVERALL	2- 2	2- 1	8- 2				
10- 5	1- 3	1- 1	HOME	2- 1	2- 0	4- 0				
3- 10	0- 5	0- 2	AWAY	0- 1	0- 0	3- 2				
1- 1	0- 0	0- 0	NEUTRAL	0- 0	0- 1	1- 0				
10- 3	1- 1	0- 1	NON-CONFERENCE	2- 0	0- 0	7- 1				
6- 1	1- 1	0- 0	HOME	2- 0	0- 0	3- 0				
3- 2	0- 0	0- 1	AWAY	0- 0	0- 0	3- 1				
1- 0	0- 0	0- 0	NEUTRAL	0- 0	0- 0	1- 0				
4- 13	0- 7	1- 2	CONFERENCE	0- 2	2- 1	1- 1				
4- 4	0- 2	1- 1	HOME	0- 1	2- 0	1- 0				
0- 8	0- 5	0- 1	AWAY	0- 1	0- 0	0- 1				
0- 1	0- 0	0- 0	NEUTRAL	0- 0	0- 1	0- 0				

RPI 1-25				RPI 26-50				RPI 51-100				RPI 101+ Team's RPI: 112			
RPI	S	Opponent	Score	RPI	S	Opponent	Score	RPI	S	Opponent	Score	RPI	S	Opponent	Score
2	A	South Carolina	51 82	40	A	LSU	58 64	74	H	Tulane	74 63	109	H	Alabama	87 80
4	A	Mississippi St.	41 86	40	H	LSU	70 68	85	H	Florida	73 93	109	N	Alabama	57 77
10	H	Duke	77 73	49	A	Indiana	61 94	87	A	Georgia	68 70	131	H	Ole Miss	85 67
12	H	Louisville	66 78	50	H	Auburn	59 64	88	H	Drexel	73 63	168	A	Memphis	59 75
14	A	Kentucky	63 71									169	H	Robert Morris	75 59
18	A	Tennessee	63 91									174	A	Arkansas	56 59
18	H	Tennessee	57 70									174	H	Arkansas	66 64
22	H	Missouri	68 74									204	A	ETSU	80 72
23	A	Texas A&M	72 77									210	N	SIUE	73 63
												223	A	UT Martin	79 77
												273	H	Kennesaw St.	86 54
												281	H	Tennessee Tech	89 57
												322	A	Air Force	75 49
LAST 12 Division I GAMES:															
109	N	Alabama	57 77	4	A	Mississippi St.	41 86								
40	A	LSU	58 64	14	A	Kentucky	63 71								
174	H	Arkansas	66 64	85	H	Florida	73 93								
131	H	Ole Miss	85 67	109	H	Alabama	87 80								
2	A	South Carolina	51 82	18	A	Tennessee	63 91								
40	H	LSU	70 68	174	A	Arkansas	56 59								

Non-Div I Games:

Vanderbilt

■ Loss,
 ■ Non-Conf,
 ■ S Site,
 ■ H Home
 ■ A Away
 N Neutral

Average RPI Win: 265	WON-LOST	WINNING	LAST 10	STRENGTH OF	OPP. STRENGTH	TEAM	ADJ.	CONF.	ADJ CONF.
Average RPI Loss: 154	RECORD	PCT. RANK	GAMES	SCHEDULE	OF SCHEDULE	RPI	RPI	RPI	RPI
DIV. I ONLY	9- 20	273	4- 6	169	272	274	274	22	22
DIV. I NON-CONF.	3- 9	274	0- 0	162	330	296	296	22	22
TOTALS	RPI 1-25	RPI 26-50	W-L RECORDS	RPI 51-100	RPI 101-150	RPI 150+			
9- 20	0- 1	0- 1	OVERALL	0- 5	1- 3	8- 10			
7- 7	0- 0	0- 0	HOME	0- 2	1- 1	6- 4			
2- 12	0- 1	0- 1	AWAY	0- 2	0- 2	2- 6			
0- 1	0- 0	0- 0	NEUTRAL	0- 1	0- 0	0- 0			
3- 9	0- 1	0- 1	NON-CONFERENCE	0- 0	0- 2	3- 5			
3- 3	0- 0	0- 0	HOME	0- 0	0- 1	3- 2			
0- 6	0- 1	0- 1	AWAY	0- 0	0- 1	0- 3			
0- 0	0- 0	0- 0	NEUTRAL	0- 0	0- 0	0- 0			
6- 11	0- 0	0- 0	CONFERENCE	0- 5	1- 1	5- 5			
4- 4	0- 0	0- 0	HOME	0- 2	1- 0	3- 2			
2- 6	0- 0	0- 0	AWAY	0- 2	0- 1	2- 3			
0- 1	0- 0	0- 0	NEUTRAL	0- 1	0- 0	0- 0			

RPI 1-25				RPI 26-50				RPI 51-100				RPI 101+				Team's RPI: 274	
RPI	S	Opponent	Score	RPI	S	Opponent	Score	RPI	S	Opponent	Score	RPI	S	Opponent	Score		
25	A	Temple	39 53	34	A	Michigan	56 78	90	A	New Hampshire	47 66	130	A	Maine	43 59		
								90	H	New Hampshire	49 57	130	H	Maine	55 52		
								100	A	Albany (NY)	53 64	136	A	Yale	48 77		
								100	H	Albany (NY)	52 67	144	H	Milwaukee	44 68		
								100	N	Albany (NY)	45 65	154	H	Brown	50 62		
												155	A	Oakland	55 79		
												188	A	Hartford	55 68		
												188	H	Hartford	76 70		
												213	A	Binghamton	61 76		
												213	H	Binghamton	55 64		
												220	A	UMBC	66 69		
												220	H	UMBC	52 64		
												222	H	Dartmouth	59 54		
												225	A	Howard	57 64		
												243	H	Bryant	57 63		
												262	A	Stony Brook	57 43		
												262	H	Stony Brook	53 43		
												301	A	Central Conn. St.	76 78		
												316	H	Holy Cross	63 52		
												321	H	NJIT	64 42		
LAST 12 Division I GAMES:																	
				100	N	Albany (NY)	45 65	213	A	Binghamton	61 76						
				262	A	Stony Brook	57 43	188	H	Hartford	76 70						
				100	H	Albany (NY)	52 67	130	A	Maine	43 59						
				343	H	UMass Lowell	60 36	262	H	Stony Brook	53 43						
				220	H	UMBC	52 64	100	A	Albany (NY)	53 64						
				90	A	New Hampshire	47 66	343	A	UMass Lowell	61 46						

Non-Div I Games:

Vermont

■ Loss,
 ■ Non-Conf,
 ■ S Site,
 ■ H Home
 ■ A Away
 N Neutral

Average RPI Win:	146	WON-LOST	WINNING	LAST 10	STRENGTH OF	OPP. STRENGTH	TEAM	ADJ.	CONF.	ADJ CONF.
Average RPI Loss:	44	RECORD	PCT. RANK	GAMES	SCHEDULE	OF SCHEDULE	RPI	RPI	RPI	RPI
DIV. I ONLY	20- 15	125	6- 4	25	67	41	41	7	7	
DIV. I NON-CONF.	9- 7	133	4- 1	9	37	30	30	6	6	
TOTALS	RPI 1-25	RPI 26-50	W-L RECORDS	RPI 51-100	RPI 101-150	RPI 150+				
20- 15	0- 7	3- 3	OVERALL	5- 3	2- 2	10- 0				
8- 5	0- 3	0- 1	HOME	2- 1	0- 0	6- 0				
11- 6	0- 3	2- 2	AWAY	3- 1	2- 0	4- 0				
1- 4	0- 1	1- 0	NEUTRAL	0- 1	0- 2	0- 0				
9- 7	0- 3	3- 1	NON-CONFERENCE	2- 1	2- 2	2- 0				
2- 2	0- 1	0- 0	HOME	0- 1	0- 0	2- 0				
6- 2	0- 1	2- 1	AWAY	2- 0	2- 0	0- 0				
1- 3	0- 1	1- 0	NEUTRAL	0- 0	0- 2	0- 0				
11- 8	0- 4	0- 2	CONFERENCE	3- 2	0- 0	8- 0				
6- 3	0- 2	0- 1	HOME	2- 0	0- 0	4- 0				
5- 4	0- 2	0- 1	AWAY	1- 1	0- 0	4- 0				
0- 1	0- 0	0- 0	NEUTRAL	0- 1	0- 0	0- 0				

RPI 1-25				RPI 26-50				Team's RPI: 41	RPI 51-100				RPI 101+			
RPI	S	Opponent	Score	RPI	S	Opponent	Score		RPI	S	Opponent	Score	RPI	S	Opponent	Score
4	N	Mississippi St.	62 108	30	A	Marquette	53 62		56	A	Penn	60 48	101	N	Troy	85 93
10	A	Duke	50 68	30	H	Marquette	71 77		62	A	St. John's (NY)	67 56	118	A	Princeton	59 53
16	A	DePaul	50 77	34	A	Michigan	61 65		62	H	St. John's (NY)	55 50	122	A	Saint Joseph's	62 54
16	H	DePaul	50 80	42	A	James Madison	69 67		62	N	St. John's (NY)	40 56	149	N	VCU	66 68
21	A	Creighton	46 60	46	N	Purdue	58 44		70	H	George Washington	69 72	171	H	La Salle	52 49
21	H	Creighton	44 47	49	A	Indiana	69 57		76	A	Georgetown	49 54	196	A	Providence	64 59
25	H	Temple	48 83						76	H	Georgetown	71 50	196	H	Providence	61 43
									88	A	Drexel	56 51	199	A	Seton Hall	87 52
													199	H	Seton Hall	69 52
													203	A	Xavier	72 47
													203	H	Xavier	76 71
													258	A	Butler	70 69
													258	H	Butler	61 58
													306	H	Lehigh	59 37
LAST 12 Division I GAMES:																
34	A	Michigan	61 65	30	A	Marquette	53 62									
49	A	Indiana	69 57	16	A	DePaul	50 77									
42	A	James Madison	69 67	258	H	Butler	61 58									
88	A	Drexel	56 51	203	H	Xavier	76 71									
118	A	Princeton	59 53	199	A	Seton Hall	87 52									
62	N	St. John's (NY)	40 56	62	A	St. John's (NY)	67 56									

Non-Div I Games:

Villanova

■ Loss,
■ Non-Conf,
■ S Site,
■ H Home
■ A Away
N Neutral

Average RPI Win:	149	WON-LOST	WINNING	LAST 10	STRENGTH OF	OPP. STRENGTH	TEAM	ADJ.	CONF.	ADJ CONF.
Average RPI Loss:	44	RECORD	PCT. RANK	GAMES	SCHEDULE	OF SCHEDULE	RPI	RPI	RPI	RPI
DIV. I ONLY	20- 13	111	5- 5	60	28	51	51	3	3	
DIV. I NON-CONF.	12- 3	35	1- 1	242	85	68	68	4	4	
TOTALS	RPI 1-25	RPI 26-50	W-L RECORDS	RPI 51-100	RPI 101-150	RPI 150+				
20- 13	1- 6	2- 3	OVERALL	6- 2	2- 1	9- 1				
12- 3	1- 2	2- 1	HOME	3- 0	0- 0	6- 0				
6- 8	0- 3	0- 2	AWAY	2- 1	2- 1	2- 1				
2- 2	0- 1	0- 0	NEUTRAL	1- 1	0- 0	1- 0				
12- 3	0- 0	1- 1	NON-CONFERENCE	2- 2	1- 0	8- 0				
7- 0	0- 0	1- 0	HOME	1- 0	0- 0	5- 0				
4- 2	0- 0	0- 1	AWAY	1- 1	1- 0	2- 0				
1- 1	0- 0	0- 0	NEUTRAL	0- 1	0- 0	1- 0				
8- 10	1- 6	1- 2	CONFERENCE	4- 0	1- 1	1- 1				
5- 3	1- 2	1- 1	HOME	2- 0	0- 0	1- 0				
2- 6	0- 3	0- 1	AWAY	1- 0	1- 1	0- 1				
1- 1	0- 1	0- 0	NEUTRAL	1- 0	0- 0	0- 0				

RPI 1-25				RPI 26-50				RPI 51-100 Team's RPI: 51				RPI 101+			
RPI	S	Opponent	Score	RPI	S	Opponent	Score	RPI	S	Opponent	Score	RPI	S	Opponent	Score
3	A	Notre Dame	74 82	31	A	Syracuse	49 54	62	N	St. John's (NY)	55 66	108	A	Clemson	69 37
3	N	Notre Dame	59 76	36	H	North Carolina St.	48 59	68	A	Northwestern	60 69	121	A	North Carolina	58 67
10	H	Duke	51 70	39	H	Dayton	66 56	75	H	Middle Tenn.	63 51	122	A	Saint Joseph's	62 56
11	H	Florida St.	60 51	42	A	James Madison	55 61	77	A	Virginia Tech	63 55	159	A	Pittsburgh	54 62
12	A	Louisville	55 66	45	H	Georgia Tech	65 64	77	H	Virginia Tech	76 27	170	H	Boston College	62 55
12	H	Louisville	81 86					87	A	Georgia	66 43	192	N	Nebraska	73 51
17	A	Miami (FL)	52 63					91	H	Wake Forest	60 57	220	H	UMBC	56 30
								91	N	Wake Forest	61 44	221	H	Rutgers	62 54
												232	A	Richmond	63 56
												259	H	UMES	60 50
												260	A	Bowling Green	67 47
												290	H	Coppin St.	103 40
												320	H	Ill.-Chicago	76 39
LAST 12 Division I GAMES:															
42	A	James Madison	55 61	77	A	Virginia Tech	63 55								
122	A	Saint Joseph's	62 56	11	H	Florida St.	60 51								
3	N	Notre Dame	59 76	91	H	Wake Forest	60 57								
91	N	Wake Forest	61 44	17	A	Miami (FL)	52 63								
36	H	North Carolina St.	48 59	10	H	Duke	51 70								
12	A	Louisville	55 66	45	H	Georgia Tech	65 64								

Non-Div I Games:

Virginia

■ Loss,
 ■ Non-Conf,
 ■ S Site,
 ■ Home
 ■ A Away
 N Neutral

Average RPI Win:	160	WON-LOST	WINNING	LAST 10	STRENGTH OF	OPP. STRENGTH	TEAM	ADJ.	CONF.	ADJ CONF.
Average RPI Loss:	42	RECORD	PCT. RANK	GAMES	SCHEDULE	OF SCHEDULE	RPI	RPI	RPI	RPI
DIV. I ONLY	20- 14	119	4- 6	62	58	77	77	3	3	
DIV. I NON-CONF.	16- 1	3	3- 1	160	191	24	24	4	4	
TOTALS	RPI 1-25	RPI 26-50	W-L RECORDS	RPI 51-100	RPI 101-150	RPI 150+				
20- 14	1- 6	1- 4	OVERALL	4- 2	5- 1	9- 1				
14- 6	1- 4	0- 1	HOME	2- 1	4- 0	7- 0				
6- 7	0- 0	1- 1	AWAY	2- 0	1- 0	2- 0				
0- 1	0- 0	0- 0	NEUTRAL	0- 0	0- 1	0- 0				
16- 1	1- 0	1- 1	NON-CONFERENCE	3- 0	3- 0	8- 0				
12- 0	1- 0	0- 0	HOME	1- 0	3- 0	7- 0				
4- 1	0- 0	1- 1	AWAY	2- 0	0- 0	1- 0				
0- 0	0- 0	0- 0	NEUTRAL	0- 0	0- 0	0- 0				
4- 13	0- 6	0- 3	CONFERENCE	1- 2	2- 1	1- 1				
2- 6	0- 4	0- 1	HOME	1- 1	1- 0	0- 0				
2- 6	0- 2	0- 2	AWAY	0- 1	1- 0	1- 1				
0- 1	0- 0	0- 0	NEUTRAL	0- 0	0- 1	0- 0				

RPI S	Opponent	Score	RPI S	Opponent	Score	RPI S	Opponent	Score	RPI S	Opponent	Score
3	H Notre Dame	59 76	31	H Syracuse	72 82	51	A Virginia	27 76	107	H Rider	76 62
10	A Duke	59 84	34	A Michigan	62 80	51	H Virginia	55 63	108	A Clemson	78 69
11	H Florida St.	54 82	36	A North Carolina St.	71 85	76	H Georgetown	73 63	108	N Clemson	66 67
12	H Louisville	70 88	45	A Georgia Tech	81 87	82	A Penn St.	64 55	113	H Navy	75 64
17	A Miami (FL)	75 82	50	A Auburn	92 87	91	H Wake Forest	72 70	121	H North Carolina	76 68
17	H Miami (FL)	69 79				94	A UCF	67 64	126	H Radford	71 52
18	H Tennessee	67 63							159	A Pittsburgh	64 72
									170	A Boston College	82 79
									192	H Nebraska	76 67
									195	H UNC Asheville	71 52
									218	A Col. of Charleston	71 61
									226	H Presbyterian	67 36
									260	H Bowling Green	98 51
									301	H Central Conn. St.	81 47
									313	H Gardner-Webb	76 42
									347	H Delaware St.	88 48
LAST 12 Division I GAMES:											
34	A Michigan	62 80	17	H Miami (FL)	69 79						
82	A Penn St.	64 55	51	H Virginia	55 63						
113	H Navy	75 64	159	A Pittsburgh	64 72						
107	H Rider	76 62	36	A North Carolina St.	71 85						
108	N Clemson	66 67	12	H Louisville	70 88						
170	A Boston College	82 79	45	A Georgia Tech	81 87						

Non-Div I Games:

Virginia Tech

Average RPI Win:	297	WON-LOST	WINNING	LAST 10	STRENGTH OF	OPP. STRENGTH	TEAM	ADJ.	CONF.	ADJ CONF.
Average RPI Loss:	223	RECORD	PCT. RANK	GAMES	SCHEDULE	OF SCHEDULE	RPI	RPI	RPI	RPI
DIV. I ONLY	3- 25	339	3- 7	294	343	341	341	31	31	
DIV. I NON-CONF.	0- 10	335	0- 0	131	298	325	325	32	32	
TOTALS	RPI 1-25	RPI 26-50	W-L RECORDS	RPI 51-100	RPI 101-150	RPI 150+				
3- 25	0- 0	0- 0	OVERALL	0- 4	0- 2	3- 19				
1- 13	0- 0	0- 0	HOME	0- 2	0- 1	1- 10				
2- 12	0- 0	0- 0	AWAY	0- 2	0- 1	2- 9				
0- 0	0- 0	0- 0	NEUTRAL	0- 0	0- 0	0- 0				
0- 10	0- 0	0- 0	NON-CONFERENCE	0- 4	0- 2	0- 4				
0- 5	0- 0	0- 0	HOME	0- 2	0- 1	0- 2				
0- 5	0- 0	0- 0	AWAY	0- 2	0- 1	0- 2				
0- 0	0- 0	0- 0	NEUTRAL	0- 0	0- 0	0- 0				
3- 15	0- 0	0- 0	CONFERENCE	0- 0	0- 0	3- 15				
1- 8	0- 0	0- 0	HOME	0- 0	0- 0	1- 8				
2- 7	0- 0	0- 0	AWAY	0- 0	0- 0	2- 7				
0- 0	0- 0	0- 0	NEUTRAL	0- 0	0- 0	0- 0				

RPI S	Opponent	Score	RPI S	Opponent	Score	RPI S	Opponent	Score	RPI S	Opponent	Score	Team's RPI: 341
						56	H Penn	39 63	118	A Princeton	44 107	
						62	A St. John's (NY)	34 62	136	H Yale	52 66	
						90	A New Hampshire	40 73	160	A Army West Point	40 85	
						100	H Albany (NY)	50 75	169	A Robert Morris	41 74	
									169	H Robert Morris	63 82	
									202	A Sacred Heart	52 62	
									202	H Sacred Heart	56 70	
									214	H Towson	40 69	
									228	A Saint Francis (PA)	87 71	
									228	H Saint Francis (PA)	46 67	
									243	A Bryant	61 70	
									243	H Bryant	55 58	
									288	A Mt. St. Mary's	47 66	
									288	H Mt. St. Mary's	59 70	
									301	A Central Conn. St.	53 66	
									301	H Central Conn. St.	71 83	
									321	A NJIT	45 68	
									323	A St. Francis Brooklyn	50 63	
									323	H St. Francis Brooklyn	58 45	
									336	A LIU Brooklyn	64 69	
									336	H LIU Brooklyn	58 63	
									339	A Fairleigh Dickinson	74 66	
									339	H Fairleigh Dickinson	53 59	
									347	H Delaware St.	49 61	
LAST 12 Division I GAMES:												
			336	H LIU Brooklyn	58 63	301	H Central Conn. St.	71 83				
			243	H Bryant	55 58	339	A Fairleigh Dickinson	74 66				
			288	H Mt. St. Mary's	59 70	323	H St. Francis Brooklyn	58 45				
			323	A St. Francis Brooklyn	50 63	228	H Saint Francis (PA)	46 67				
			228	A Saint Francis (PA)	87 71	336	A LIU Brooklyn	64 69				
			169	A Robert Morris	41 74	202	A Sacred Heart	52 62				

Non-Div I Games: Staten Island 62 60

Wagner

Loss, Non-Conf, S Site, H Home A Away N Neutral

Wake Forest

Through Games Of April 2, 2017

Average RPI Win:	156	WON-LOST	WINNING	LAST 10	STRENGTH OF	OPP. STRENGTH	TEAM	ADJ.	CONF.	ADJ CONF.
Average RPI Loss:	49	RECORD	PCT. RANK	GAMES	SCHEDULE	OF SCHEDULE	RPI	RPI	RPI	RPI
DIV. I ONLY	16- 16	170	3- 7	38	45	91	91	3	3	
DIV. I NON-CONF.	10- 5	85	1- 1	152	129	89	89	4	4	
TOTALS	RPI 1-25	RPI 26-50	W-L RECORDS	RPI 51-100	RPI 101-150	RPI 150+				
16- 16	0- 6	3- 4	OVERALL	0- 4	4- 1	9- 1				
12- 5	0- 3	1- 1	HOME	0- 0	3- 1	8- 0				
4- 10	0- 3	2- 3	AWAY	0- 3	1- 0	1- 1				
0- 1	0- 0	0- 0	NEUTRAL	0- 1	0- 0	0- 0				
10- 5	0- 0	1- 2	NON-CONFERENCE	0- 1	2- 1	7- 1				
8- 1	0- 0	0- 0	HOME	0- 0	2- 1	6- 0				
2- 4	0- 0	1- 2	AWAY	0- 1	0- 0	1- 1				
0- 0	0- 0	0- 0	NEUTRAL	0- 0	0- 0	0- 0				
6- 11	0- 6	2- 2	CONFERENCE	0- 3	2- 0	2- 0				
4- 4	0- 3	1- 1	HOME	0- 0	1- 0	2- 0				
2- 6	0- 3	1- 1	AWAY	0- 2	1- 0	0- 0				
0- 1	0- 0	0- 0	NEUTRAL	0- 1	0- 0	0- 0				

RPI 1-25				RPI 26-50				RPI 51-100				Team's RPI: 91	RPI 101+			
RPI	S	Opponent	Score	RPI	S	Opponent	Score	RPI	S	Opponent	Score		RPI	S	Opponent	Score
3	A	Notre Dame	72 92	27	A	Elon	78 68	51	A	Virginia	57 60		108	H	Clemson	68 56
10	A	Duke	43 71	31	A	Syracuse	64 85	51	N	Virginia	44 61		113	H	Navy	75 65
10	H	Duke	53 79	36	A	North Carolina St.	89 77	75	A	Middle Tenn.	66 73		121	A	North Carolina	80 77
11	A	Florida St.	60 102	36	H	North Carolina St.	50 65	77	A	Virginia Tech	70 72		126	H	Radford	60 68
12	H	Louisville	46 75	40	A	LSU	57 60						149	H	VCU	60 54
17	H	Miami (FL)	56 79	42	A	James Madison	76 83						159	H	Pittsburgh	57 48
				45	H	Georgia Tech	70 65						170	H	Boston College	71 55
LAST 12 Division I GAMES:																
				75	A	Middle Tenn.	66 73	10	H	Duke	53 79		173	H	Bethune-Cookman	71 42
				173	H	Bethune-Cookman	71 42	51	A	Virginia	57 60		199	A	Seton Hall	63 70
				51	N	Virginia	44 61	11	A	Florida St.	60 102		203	H	Xavier	58 45
				12	H	Louisville	46 75	159	H	Pittsburgh	57 48		208	A	Illinois	79 70
				31	A	Syracuse	64 85	17	H	Miami (FL)	56 79		221	H	Rutgers	55 43
				36	A	North Carolina St.	89 77	10	A	Duke	43 71		227	H	Samford	51 40
													250	H	Furman	59 52
													285	H	Eastern Mich.	89 61

Non-Div I Games:

Wake Forest

■ Loss,
 ■ Non-Conf, S Site,
 ■ Home
 ■ Away
 N Neutral

Washington

Through Games Of April 2, 2017

Average RPI Win:	102	WON-LOST	WINNING	LAST 10	STRENGTH OF	OPP. STRENGTH	TEAM	ADJ.	CONF.	ADJ CONF.
Average RPI Loss:	8	RECORD	PCT. RANK	GAMES	SCHEDULE	OF SCHEDULE	RPI	RPI	RPI	RPI
DIV. I ONLY	29- 6	10	6- 4	19	21	9	9	1	1	
DIV. I NON-CONF.	14- 2	11	2- 2	23	78	6	6	1	1	
TOTALS	RPI 1-25	RPI 26-50	W-L RECORDS	RPI 51-100	RPI 101-150	RPI 150+				
29- 6	4- 6	3- 0	OVERALL	11- 0	5- 0	6- 0				
18- 1	3- 1	2- 0	HOME	7- 0	3- 0	3- 0				
11- 3	1- 3	1- 0	AWAY	4- 0	2- 0	3- 0				
0- 2	0- 2	0- 0	NEUTRAL	0- 0	0- 0	0- 0				
14- 2	2- 2	0- 0	NON-CONFERENCE	3- 0	3- 0	6- 0				
10- 0	2- 0	0- 0	HOME	3- 0	2- 0	3- 0				
4- 1	0- 1	0- 0	AWAY	0- 0	1- 0	3- 0				
0- 1	0- 1	0- 0	NEUTRAL	0- 0	0- 0	0- 0				
15- 4	2- 4	3- 0	CONFERENCE	8- 0	2- 0	0- 0				
8- 1	1- 1	2- 0	HOME	4- 0	1- 0	0- 0				
7- 2	1- 2	1- 0	AWAY	4- 0	1- 0	0- 0				
0- 1	0- 1	0- 0	NEUTRAL	0- 0	0- 0	0- 0				

RPI	S	Opponent	Score	RPI	S	Opponent	Score	RPI	S	Opponent	Score	RPI	S	Opponent	Score
3	A	Notre Dame	60 71	33	A	Arizona St.	65 54	53	H	Boise St.	92 66	110	A	BYU	82 70
4	N	Mississippi St.	64 75	33	H	Arizona St.	70 57	59	H	Montana St.	91 63	123	A	Arizona	90 73
5	H	Stanford	68 72	48	H	California	90 67	64	A	Washington St.	87 44	123	H	Arizona	91 55
6	A	Oregon St.	70 73					64	H	Washington St.	94 63	137	H	Eastern Wash.	100 52
8	A	UCLA	79 90					65	H	Colorado St.	101 68	141	H	Idaho	105 53
8	H	UCLA	82 70					78	A	Utah	82 53	151	H	Fresno St.	85 54
20	H	Oklahoma	108 82					78	H	Utah	84 77	156	H	CSUN	101 44
22	H	Missouri	79 66					83	A	Colorado	79 75	211	A	Seattle U	94 64
24	A	Oregon	99 77					83	H	Colorado	79 46	240	A	Grand Canyon	101 66
24	N	Oregon	69 70					89	A	Southern California	87 74	277	A	Portland	83 53
								89	H	Southern California	77 67	293	H	Savannah St.	87 36
LAST 12 Division I GAMES:															
		4 N Mississippi St.	64 75			83 H Colorado	79 46								
		20 H Oklahoma	108 82			89 A Southern California	87 74								
		59 H Montana St.	91 63			8 A UCLA	79 90								
		24 N Oregon	69 70			33 H Arizona St.	70 57								
		3 A Notre Dame	60 71			123 H Arizona	91 55								
		78 H Utah	84 77			83 A Colorado	79 75								

Non-Div I Games:

Washington

■ Loss,
 ■ Non-Conf, S Site,
 ■ Home
 ■ Away
 N Neutral

Average RPI Win:	104	WON-LOST	WINNING	LAST 10	STRENGTH OF	OPP. STRENGTH	TEAM	ADJ.	CONF.	ADJ CONF.
Average RPI Loss:	49	RECORD	PCT. RANK	GAMES	SCHEDULE	OF SCHEDULE	RPI	RPI	RPI	RPI
DIV. I ONLY	16- 20	207	6- 4	14	16	64	64	1	1	
DIV. I NON-CONF.	9- 7	133	4- 1	17	69	52	52	1	1	
TOTALS	RPI 1-25	RPI 26-50	W-L RECORDS	RPI 51-100	RPI 101-150	RPI 150+				
16- 20	2- 8	1- 3	OVERALL	6- 7	4- 2	3- 0				
9- 7	1- 2	1- 1	HOME	3- 3	2- 1	2- 0				
5- 11	1- 4	0- 2	AWAY	2- 4	2- 1	0- 0				
2- 2	0- 2	0- 0	NEUTRAL	1- 0	0- 0	1- 0				
9- 7	0- 2	0- 1	NON-CONFERENCE	2- 4	4- 0	3- 0				
5- 2	0- 0	0- 0	HOME	1- 2	2- 0	2- 0				
3- 4	0- 1	0- 1	AWAY	1- 2	2- 0	0- 0				
1- 1	0- 1	0- 0	NEUTRAL	0- 0	0- 0	1- 0				
7- 13	2- 6	1- 2	CONFERENCE	4- 3	0- 2	0- 0				
4- 5	1- 2	1- 1	HOME	2- 1	0- 1	0- 0				
2- 7	1- 3	0- 1	AWAY	1- 2	0- 1	0- 0				
1- 1	0- 1	0- 0	NEUTRAL	1- 0	0- 0	0- 0				

RPI S	Opponent	Score	RPI S	Opponent	Score	RPI S	Opponent	Score	Team's RPI: 64	RPI S	Opponent	Score
5	H Stanford	54 76	33	A Arizona St.	49 68	53	H Boise St.	73 77		110	A BYU	72 64
5	N Stanford	36 66	33	H Arizona St.	58 61	66	A Iowa	74 66		114	H Saint Mary's (CA)	85 69
6	A Oregon St.	58 80	45	A Georgia Tech	61 69	67	A Gonzaga	61 79		119	A Wyoming	68 67
8	A UCLA	48 67	48	H California	84 79	73	H UC Davis	71 62		123	A Arizona	55 56
8	H UCLA	82 73				78	A Utah	61 55		123	H Arizona	62 70
9	A Washington	63 94				78	H Utah	57 74		143	H San Francisco	73 35
9	H Washington	44 87				83	A Colorado	58 70		192	N Nebraska	79 65
14	A Kentucky	67 69				83	H Colorado	67 56		205	H Loyola Marymount	92 45
15	N Maryland	69 79				83	N Colorado	79 78		224	H San Diego	83 73
24	A Oregon	75 59				89	A Southern California	64 80				
						89	H Southern California	74 57				
						92	H Oklahoma St.	72 79				
						93	A Saint Louis	70 73				
LAST 12 Division I GAMES:												
45	A Georgia Tech	61 69	83	N Colorado	79 78							
66	A Iowa	74 66	83	H Colorado	67 56							
73	H UC Davis	71 62	78	H Utah	57 74							
119	A Wyoming	68 67	8	A UCLA	48 67							
5	N Stanford	36 66	89	A Southern California	64 80							
110	A BYU	72 64	123	H Arizona	62 70							

Non-Div I Games:

Washington St.

■ Loss,
 ■ Non-Conf,
 ■ S Site,
 ■ H Home
 ■ A Away
 N Neutral

Average RPI Win:	280	WON-LOST	WINNING	LAST 10	STRENGTH OF	OPP. STRENGTH	TEAM	ADJ.	CONF.	ADJ CONF.
Average RPI Loss:	130	RECORD	PCT. RANK	GAMES	SCHEDULE	OF SCHEDULE	RPI	RPI	RPI	RPI
DIV. I ONLY	11- 18	243	3- 7	215	231	237	237	20	20	
DIV. I NON-CONF.	4- 5	195	0- 0	321	212	243	243	19	19	
TOTALS	RPI 1-25	RPI 26-50	W-L RECORDS	RPI 51-100	RPI 101-150	RPI 150+				
11- 18	0- 0	0- 0	OVERALL	0- 4	0- 10	11- 4				
5- 7	0- 0	0- 0	HOME	0- 1	0- 4	5- 2				
5- 9	0- 0	0- 0	AWAY	0- 2	0- 5	5- 2				
1- 2	0- 0	0- 0	NEUTRAL	0- 1	0- 1	1- 0				
4- 5	0- 0	0- 0	NON-CONFERENCE	0- 1	0- 2	4- 2				
1- 2	0- 0	0- 0	HOME	0- 0	0- 0	1- 2				
3- 2	0- 0	0- 0	AWAY	0- 1	0- 1	3- 0				
0- 1	0- 0	0- 0	NEUTRAL	0- 0	0- 1	0- 0				
7- 13	0- 0	0- 0	CONFERENCE	0- 3	0- 8	7- 2				
4- 5	0- 0	0- 0	HOME	0- 1	0- 4	4- 0				
2- 7	0- 0	0- 0	AWAY	0- 1	0- 4	2- 2				
1- 1	0- 0	0- 0	NEUTRAL	0- 1	0- 0	1- 0				

RPI S	Opponent	Score	RPI S	Opponent	Score	RPI S	Opponent	Score	RPI S	Opponent	Score	Team's RPI: 237
						59	A Montana St.	53 72	110	A BYU	64 73	
						59	H Montana St.	68 83	117	N Stetson	68 70	
						59	N Montana St.	53 65	128	A Northern Colo.	62 86	
						78	A Utah	52 71	128	H Northern Colo.	79 88	
									129	A North Dakota	67 83	
									129	H North Dakota	65 70	
									137	A Eastern Wash.	85 99	
									137	H Eastern Wash.	42 70	
									141	A Idaho	77 95	
									141	H Idaho	77 82	
									151	H Fresno St.	57 60	
									153	A Idaho St.	52 57	
									153	H Idaho St.	50 43	
									156	H CSUN	78 89	
									212	H Portland St.	85 75	
									277	H Portland	76 37	
									286	H Sacramento St.	66 60	
									286	N Sacramento St.	98 97	
									289	A Southern Utah	73 68	
									292	A Northern Ariz.	75 64	
									309	A FIU	64 61	
									322	A Air Force	76 61	
									325	A Montana	46 71	
									325	H Montana	74 58	
									332	A Utah Valley	64 61	
LAST 12 Division I GAMES:												
			59	N Montana St.	53 65	129	A North Dakota	67 83				
			286	N Sacramento St.	98 97	128	A Northern Colo.	62 86				
			59	A Montana St.	53 72	212	H Portland St.	85 75				
			325	A Montana	46 71	286	H Sacramento St.	66 60				
			141	H Idaho	77 82	292	A Northern Ariz.	75 64				
			137	H Eastern Wash.	42 70	289	A Southern Utah	73 68				

Non-Div I Games: Cal St. San B'dino 75 69 Westminster (UT) 81 68

Weber St.

Loss, Non-Conf, S Site, H Home A Away N Neutral

Average RPI Win:	158	WON-LOST	WINNING	LAST 10	STRENGTH OF	OPP. STRENGTH	TEAM	ADJ.	CONF.	ADJ CONF.
Average RPI Loss:	41	RECORD	PCT. RANK	GAMES	SCHEDULE	OF SCHEDULE	RPI	RPI	RPI	RPI
DIV. I ONLY	24- 11	70	7- 3	53	56	37	37	4	4	
DIV. I NON-CONF.	13- 1	4	1- 1	178	296	36	36	3	3	
TOTALS	RPI 1-25	RPI 26-50	W-L RECORDS	RPI 51-100	RPI 101-150	RPI 150+				
24- 11	4- 6	3- 1	OVERALL	1- 3	2- 1	14- 0				
15- 3	1- 2	1- 0	HOME	1- 1	2- 0	10- 0				
2- 8	0- 4	0- 1	AWAY	0- 2	0- 1	2- 0				
7- 0	3- 0	2- 0	NEUTRAL	0- 0	0- 0	2- 0				
13- 1	0- 1	2- 0	NON-CONFERENCE	0- 0	1- 0	10- 0				
9- 0	0- 0	0- 0	HOME	0- 0	1- 0	8- 0				
0- 1	0- 1	0- 0	AWAY	0- 0	0- 0	0- 0				
4- 0	0- 0	2- 0	NEUTRAL	0- 0	0- 0	2- 0				
11- 10	4- 5	1- 1	CONFERENCE	1- 3	1- 1	4- 0				
6- 3	1- 2	1- 0	HOME	1- 1	1- 0	2- 0				
2- 7	0- 3	0- 1	AWAY	0- 2	0- 1	2- 0				
3- 0	3- 0	0- 0	NEUTRAL	0- 0	0- 0	0- 0				

RPI	S	Opponent	Score	RPI	S	Opponent	Score	Team's RPI: 37	RPI	S	Opponent	Score	RPI	S	Opponent	Score
7	A	Baylor	73 79	26	A	Kansas St.	71 86		71	A	Iowa St.	53 68	111	A	Texas Tech	66 75
7	H	Baylor	56 91	26	H	Kansas St.	66 59		71	H	Iowa St.	55 80	111	H	Texas Tech	89 79
7	N	Baylor	77 66	27	N	Elon	75 62		92	A	Oklahoma St.	63 67	131	H	Ole Miss	66 61
13	A	Texas	54 69	50	N	Auburn	56 52		92	H	Oklahoma St.	79 53	166	A	TCU	83 61
13	H	Texas	63 73										166	H	TCU	77 73
13	N	Texas	62 59										172	N	East Carolina	79 47
15	A	Maryland	56 83										177	H	Morehead St.	94 53
20	A	Oklahoma	87 90										191	A	Kansas	62 51
20	H	Oklahoma	83 73										191	H	Kansas	73 54
20	N	Oklahoma	82 58										225	H	Howard	95 49
													235	H	High Point	82 59
													253	H	Charleston So.	88 38
													280	N	N.C. A&T	80 64
													288	H	Mt. St. Mary's	77 45
													290	H	Coppin St.	69 39
													315	H	USC Upstate	91 33
													342	H	Longwood	107 40
LAST 12 Division I GAMES:																
15	A	Maryland	56 83	92	A	Oklahoma St.	63 67									
27	N	Elon	75 62	166	H	TCU	77 73									
7	N	Baylor	77 66	71	A	Iowa St.	53 68									
13	N	Texas	62 59	26	H	Kansas St.	66 59									
20	N	Oklahoma	82 58	92	H	Oklahoma St.	79 53									
191	H	Kansas	73 54	20	A	Oklahoma	87 90									

Non-Div I Games:

West Virginia

WON-LOST				STRENGTH OF		OPP. STRENGTH		TEAM		CONF.		ADJ CONF.	
Average RPI Win:	249	WON-LOST	WINNING	LAST 10	SCHEDULE	OF SCHEDULE	RPI	ADJ. RPI	RPI	RPI			
Average RPI Loss:	156	RECORD	PCT. RANK	GAMES									
DIV. I ONLY	7- 22	308	3- 7	131	235	276	276	16	16				
DIV. I NON-CONF.	4- 10	259	0- 0	158	293	246	246	18	18				
TOTALS	RPI 1-25	RPI 26-50	W-L RECORDS	RPI 51-100	RPI 101-150	RPI 150+							
7- 22	0- 1	0- 0	OVERALL	0- 6	0- 4	7- 11							
5- 7	0- 0	0- 0	HOME	0- 2	0- 0	5- 5							
2- 12	0- 1	0- 0	AWAY	0- 3	0- 2	2- 6							
0- 3	0- 0	0- 0	NEUTRAL	0- 1	0- 2	0- 0							
4- 10	0- 1	0- 0	NON-CONFERENCE	0- 1	0- 4	4- 4							
2- 3	0- 0	0- 0	HOME	0- 0	0- 0	2- 3							
2- 5	0- 1	0- 0	AWAY	0- 1	0- 2	2- 1							
0- 2	0- 0	0- 0	NEUTRAL	0- 0	0- 2	0- 0							
3- 12	0- 0	0- 0	CONFERENCE	0- 5	0- 0	3- 7							
3- 4	0- 0	0- 0	HOME	0- 2	0- 0	3- 2							
0- 7	0- 0	0- 0	AWAY	0- 2	0- 0	0- 5							
0- 1	0- 0	0- 0	NEUTRAL	0- 1	0- 0	0- 0							

RPI 1-25				RPI 26-50				RPI 51-100				RPI 101+				Team's RPI: 276	
RPI	S	Opponent	Score	RPI	S	Opponent	Score	RPI	S	Opponent	Score	RPI	S	Opponent	Score		
11	A	Florida St.	41 90					63	A	Chattanooga	46 67	108	A	Clemson	63 78		
								63	H	Chattanooga	48 60	126	A	Radford	39 67		
								63	N	Chattanooga	41 85	127	N	Duquesne	50 65		
								87	A	Georgia	43 78	143	N	San Francisco	52 73		
								96	A	Mercer	53 84	176	A	UNCG	45 62		
								96	H	Mercer	57 59	176	H	UNCG	77 73		
												195	A	UNC Asheville	53 62		
												200	H	Campbell	48 50		
												204	A	ETSU	57 76		
												204	H	ETSU	55 72		
												223	H	UT Martin	72 84		
												227	A	Samford	50 51		
												227	H	Samford	42 49		
												234	A	Wofford	59 68		
												234	H	Wofford	69 66		
												235	H	High Point	73 64		
												250	A	Furman	44 73		
												250	H	Furman	75 72		
												253	H	Charleston So.	58 53		
												271	A	Eastern Ky.	72 61		
												313	H	Gardner-Webb	60 68		
												324	A	Florida A&M	62 61		
LAST 12 Division I GAMES:																	
				63	N	Chattanooga	41 85	234	H	Wofford	69 66						
				176	H	UNCG	77 73	250	H	Furman	75 72						
				63	H	Chattanooga	48 60	176	A	UNCG	45 62						
				204	H	ETSU	55 72	204	A	ETSU	57 76						
				227	A	Samford	50 51	63	A	Chattanooga	46 67						
				96	A	Mercer	53 84	96	H	Mercer	57 59						

Non-Div I Games:	North Greenville	95	48
------------------	------------------	----	----

Western Caro.

■ Loss, ■ Non-Conf, S Site, H Home A Away N Neutral

Average RPI Win:	220	WON-LOST	WINNING	LAST 10	STRENGTH OF	OPP. STRENGTH	TEAM	ADJ.	CONF.	ADJ CONF.
Average RPI Loss:	56	RECORD	PCT. RANK	GAMES	SCHEDULE	OF SCHEDULE	RPI	RPI	RPI	RPI
DIV. I ONLY	24- 7	24	9- 1	213	132	61	61	11	11	
DIV. I NON-CONF.	8- 4	85	0- 1	241	158	88	88	11	11	
TOTALS	RPI 1-25	RPI 26-50	W-L RECORDS	RPI 51-100	RPI 101-150	RPI 150+				
24- 7	0- 2	1- 2	OVERALL	4- 2	0- 1	19- 0				
11- 1	0- 0	1- 0	HOME	2- 1	0- 0	8- 0				
10- 6	0- 1	0- 0	AWAY	1- 0	0- 0	9- 0				
3- 0	0- 0	0- 0	NEUTRAL	1- 0	0- 0	2- 0				
8- 4	0- 2	0- 1	NON-CONFERENCE	1- 0	0- 1	7- 0				
4- 0	0- 0	0- 0	HOME	1- 0	0- 0	3- 0				
4- 4	0- 2	0- 1	AWAY	0- 0	0- 1	4- 0				
0- 0	0- 0	0- 0	NEUTRAL	0- 0	0- 0	0- 0				
16- 3	0- 0	1- 1	CONFERENCE	3- 2	0- 0	12- 0				
7- 1	0- 0	1- 0	HOME	1- 1	0- 0	5- 0				
6- 2	0- 0	0- 1	AWAY	1- 1	0- 0	5- 0				
3- 0	0- 0	0- 0	NEUTRAL	1- 0	0- 0	2- 0				

RPI 1-25				RPI 26-50				RPI 51-100				Team's RPI: 61	RPI 101+			
RPI	S	Opponent	Score	RPI	S	Opponent	Score	RPI	S	Opponent	Score		RPI	S	Opponent	Score
11	A	Florida St.	66 87	30	A	Marquette	61 77	69	A	IUPUI	52 66		144	A	Milwaukee	68 76
22	A	Missouri	68 71	44	A	South Dakota St.	58 73	69	H	IUPUI	72 76		152	A	Omaha	78 74
				44	H	South Dakota St.	83 77	69	N	IUPUI	77 69		152	H	Omaha	80 63
								80	A	South Dakota	86 78		152	N	Omaha	84 82
								80	H	South Dakota	81 75		162	A	Oral Roberts	76 62
								86	H	Northern Ill.	83 79		162	H	Oral Roberts	76 72
													210	A	SIUE	76 74
													239	H	Bradley	91 77
													267	A	Southeast Mo. St.	100 87
													295	A	UMKC	78 65
													297	H	Eastern Ill.	83 62
													307	A	North Dakota St.	87 60
													307	H	North Dakota St.	110 81
													308	H	Illinois St.	80 50
													312	A	Denver	80 68
													312	H	Denver	87 62
													312	N	Denver	82 39
													319	A	Fort Wayne	75 53
													319	H	Fort Wayne	77 51
													344	A	Chicago St.	54 50
LAST 12 Division I GAMES:																
				11	A	Florida St.	66 87	44	H	South Dakota St.	83 77					
				69	N	IUPUI	77 69	312	A	Denver	80 68					
				152	N	Omaha	84 82	307	A	North Dakota St.	87 60					
				312	N	Denver	82 39	152	H	Omaha	80 63					
				80	H	South Dakota	81 75	162	A	Oral Roberts	76 62					
				319	H	Fort Wayne	77 51	80	A	South Dakota	86 78					

Non-Div I Games: Graceland (IA) 118 40 Monmouth (IL) 113 29

Western Ill.

Average RPI Win:	186	WON-LOST	WINNING	LAST 10	STRENGTH OF	OPP. STRENGTH	TEAM	ADJ.	CONF.	ADJ CONF.
Average RPI Loss:	74	RECORD	PCT. RANK	GAMES	SCHEDULE	OF SCHEDULE	RPI	RPI	RPI	RPI
DIV. I ONLY	27- 7	20	9- 1	100	118	38	38	14	14	
DIV. I NON-CONF.	8- 5	112	1- 1	115	104	105	105	15	15	
TOTALS	RPI 1-25	RPI 26-50	W-L RECORDS	RPI 51-100	RPI 101-150	RPI 150+				
27- 7	0- 3	1- 0	OVERALL	3- 2	9- 1	14- 1				
14- 1	0- 0	1- 0	HOME	1- 1	5- 0	7- 0				
9- 3	0- 1	0- 0	AWAY	1- 0	2- 1	6- 1				
4- 3	0- 2	0- 0	NEUTRAL	1- 1	2- 0	1- 0				
8- 5	0- 3	1- 0	NON-CONFERENCE	1- 2	1- 0	5- 0				
5- 1	0- 0	1- 0	HOME	0- 1	1- 0	3- 0				
2- 1	0- 1	0- 0	AWAY	0- 0	0- 0	2- 0				
1- 3	0- 2	0- 0	NEUTRAL	1- 1	0- 0	0- 0				
19- 2	0- 0	0- 0	CONFERENCE	2- 0	8- 1	9- 1				
9- 0	0- 0	0- 0	HOME	1- 0	4- 0	4- 0				
7- 2	0- 0	0- 0	AWAY	1- 0	2- 1	4- 1				
3- 0	0- 0	0- 0	NEUTRAL	0- 0	2- 0	1- 0				

RPI 1-25				RPI 26-50				RPI 51-100				RPI 101+			
RPI	S	Opponent	Score	RPI	S	Opponent	Score	RPI	S	Opponent	Score	RPI	S	Opponent	Score
12	A	Louisville	61 68	49	H	Indiana	85 74	70	N	George Washington	49 68	105	H	Southern Miss.	79 53
16	N	DePaul	69 77					75	A	Middle Tenn.	82 75	105	N	Southern Miss.	67 56
19	N	Ohio St.	63 70					75	H	Middle Tenn.	66 51	120	A	Charlotte	85 89
								97	H	UT Arlington	68 71	120	H	Charlotte	75 74
								99	N	Kent St.	79 73	125	H	Ball St.	68 61
												134	A	Old Dominion	67 62
												134	H	Old Dominion	79 73
												139	H	Louisiana Tech	67 58
												139	N	Louisiana Tech	77 53
												142	A	Rice	80 75
												184	A	North Texas	75 55
												184	N	North Texas	78 51
												186	A	UTSA	77 80
												190	A	UAB	62 52
												190	H	UAB	60 48
												218	H	Col. of Charleston	89 76
												244	A	Marshall	78 64
												244	H	Marshall	73 57
												263	A	Austin Peay	85 65
												271	A	Eastern Ky.	90 63
												300	A	UTEP	71 54
												304	H	Lipscomb	87 35
												309	H	FIU	90 38
												337	H	Fla. Atlantic	76 55
												349	H	Alabama A&M	96 32
LAST 12 Division I GAMES:															
19	N	Ohio St.	63 70	184	A	North Texas	75 55	134	H	Old Dominion	79 73	120	H	Charlotte	75 74
105	N	Southern Miss.	67 56	190	A	UAB	62 52	75	A	Middle Tenn.	82 75	244	A	Marshall	78 64
139	N	Louisiana Tech	77 53												
184	N	North Texas	78 51												
99	N	Kent St.	79 73												
142	A	Rice	80 75												

Non-Div I Games:

Western Ky.

■ Loss,
 ■ Non-Conf, S Site,
 ■ Home
 ■ Away
 N Neutral

Average RPI Win:	250	WON-LOST	WINNING	LAST 10	STRENGTH OF	OPP. STRENGTH	TEAM	ADJ.	CONF.	ADJ CONF.
Average RPI Loss:	77	RECORD	PCT. RANK	GAMES	SCHEDULE	OF SCHEDULE	RPI	RPI	RPI	RPI
DIV. I ONLY	19- 13	116	5- 5	284	107	164	164	10	10	
DIV. I NON-CONF.	9- 2	31	0- 0	346	184	179	179	10	10	
TOTALS	RPI 1-25	RPI 26-50	W-L RECORDS	RPI 51-100	RPI 101-150	RPI 150+				
19- 13	0- 0	0- 2	OVERALL	2- 8	1- 3	16- 0				
9- 6	0- 0	0- 1	HOME	1- 3	0- 2	8- 0				
8- 6	0- 0	0- 0	AWAY	0- 1	1- 0	7- 0				
2- 1	0- 0	0- 0	NEUTRAL	1- 1	0- 0	1- 0				
9- 2	0- 0	0- 2	NON-CONFERENCE	0- 0	1- 0	8- 0				
4- 1	0- 0	0- 1	HOME	0- 0	0- 0	4- 0				
4- 1	0- 0	0- 1	AWAY	0- 0	1- 0	3- 0				
1- 0	0- 0	0- 0	NEUTRAL	0- 0	0- 0	1- 0				
10- 11	0- 0	0- 0	CONFERENCE	2- 8	0- 3	8- 0				
5- 5	0- 0	0- 0	HOME	1- 3	0- 2	4- 0				
4- 5	0- 0	0- 0	AWAY	0- 4	0- 1	4- 0				
1- 1	0- 0	0- 0	NEUTRAL	1- 1	0- 0	0- 0				

RPI S	Opponent	Score	RPI S	Opponent	Score	RPI S	Opponent	Score	RPI S	Opponent	Score	Team's RPI: 164
34	A Michigan	40 66	43	H Michigan St.	64 68	54	A Central Mich.	83 94	106	H Buffalo	47 62	
						54	H Central Mich.	73 94	125	A Ball St.	56 61	
						54	N Central Mich.	67 63	125	H Ball St.	72 83	
						55	A Toledo	67 75	145	A Detroit Mercy	75 65	
						55	H Toledo	66 72	239	H Bradley	83 64	
						79	A Ohio	67 80	242	A Akron	73 57	
						86	A Northern Ill.	62 67	242	H Akron	73 60	
						86	H Northern Ill.	90 77	251	A Miami (OH)	85 60	
						86	N Northern Ill.	55 83	251	H Miami (OH)	73 66	
						99	H Kent St.	67 71	260	A Bowling Green	74 53	
									260	H Bowling Green	75 58	
									271	N Eastern Ky.	74 59	
									279	H Davidson	76 63	
									285	A Eastern Mich.	76 67	
									285	H Eastern Mich.	70 60	
									295	A UMKC	66 54	
									307	A North Dakota St.	68 63	
									319	H Fort Wayne	61 35	
									328	H Loyola Chicago	65 53	
									344	A Chicago St.	64 51	
LAST 12 Division I GAMES:												
	86	N Northern Ill.	55	83	125	H Ball St.	72	83				
	54	N Central Mich.	67	63	285	H Eastern Mich.	70	60				
	251	H Miami (OH)	73	66	260	A Bowling Green	74	53				
	86	H Northern Ill.	90	77	54	A Central Mich.	83	94				
	54	H Central Mich.	73	94	55	H Toledo	66	72				
	55	A Toledo	67	75	86	A Northern Ill.	62	67				

Non-Div I Games:

Western Mich.

Average RPI Win:	236	WON-LOST	WINNING	LAST 10	STRENGTH OF	OPP. STRENGTH	TEAM	ADJ.	CONF.	ADJ CONF.
Average RPI Loss:	107	RECORD	PCT. RANK	GAMES	SCHEDULE	OF SCHEDULE	RPI	RPI	RPI	RPI
DIV. I ONLY	15- 16	174	5- 5	137	157	178	178	17	17	
DIV. I NON-CONF.	5- 6	183	0- 0	71	73	165	165	14	14	
TOTALS	RPI 1-25	RPI 26-50	W-L RECORDS	RPI 51-100	RPI 101-150	RPI 150+				
15- 16	1- 2	0- 5	OVERALL	0- 3	1- 0	13- 6				
9- 6	1- 0	0- 2	HOME	0- 1	1- 0	7- 3				
4- 7	0- 1	0- 1	AWAY	0- 2	0- 0	4- 3				
2- 3	0- 1	0- 2	NEUTRAL	0- 0	0- 0	2- 0				
5- 6	1- 2	0- 2	NON-CONFERENCE	0- 1	1- 0	3- 1				
4- 2	1- 0	0- 1	HOME	0- 0	1- 0	2- 1				
0- 2	0- 1	0- 0	AWAY	0- 1	0- 0	0- 0				
1- 2	0- 1	0- 1	NEUTRAL	0- 0	0- 0	1- 0				
10- 10	0- 0	0- 3	CONFERENCE	0- 2	0- 0	10- 5				
5- 4	0- 0	0- 1	HOME	0- 1	0- 0	5- 2				
4- 5	0- 0	0- 1	AWAY	0- 1	0- 0	4- 3				
1- 1	0- 0	0- 1	NEUTRAL	0- 0	0- 0	1- 0				

RPI	S	Opponent	Score	RPI	S	Opponent	Score	RPI	S	Opponent	Score	RPI	S	Opponent	Score	Team's RPI: 178
5	N	Stanford	39 87	28	A	Drake	89 105	60	A	UNI	37 62	103	H	Abilene Christian	81 62	
21	H	Creighton	62 54	28	H	Drake	78 83	60	H	UNI	61 63	161	N	Northeastern	87 73	
22	A	Missouri	57 64	28	N	Drake	68 86	97	A	UT Arlington	70 74	167	A	Missouri St.	62 73	
				44	H	South Dakota St.	58 78					167	H	Missouri St.	60 65	
				46	N	Purdue	49 86					181	A	Southern Ill.	54 77	
												181	H	Southern Ill.	58 61	
												181	N	Southern Ill.	73 60	
												233	A	Evansville	74 67	
												233	H	Evansville	69 68	
												239	A	Bradley	76 69	
												239	H	Bradley	65 54	
												254	A	Indiana St.	56 42	
												254	H	Indiana St.	67 43	
												295	H	UMKC	54 56	
												308	A	Illinois St.	50 54	
												308	H	Illinois St.	67 45	
												318	H	Arkansas St.	69 51	
												328	A	Loyola Chicago	83 64	
												328	H	Loyola Chicago	65 43	
												334	H	Incarnate Word	73 63	
LAST 12 Division I GAMES:																
		28	N	Drake	68	86	239	A	Bradley	76	69					
		181	N	Southern Ill.	73	60	308	A	Illinois St.	50	54					
		28	A	Drake	89	105	181	H	Southern Ill.	58	61					
		60	A	UNI	37	62	233	H	Evansville	69	68					
		254	H	Indiana St.	67	43	167	H	Missouri St.	60	65					
		328	H	Loyola Chicago	65	43	328	A	Loyola Chicago	83	64					

Non-Div I Games:

Wichita St.

■ Loss,
 ■ Non-Conf,
 ■ S Site,
 ■ Home
 ■ A Away
 N Neutral

William & Mary

Through Games Of April 2, 2017

Average RPI Win:	199	WON-LOST	WINNING	LAST 10	STRENGTH OF	OPP. STRENGTH	TEAM	ADJ.	CONF.	ADJ CONF.
Average RPI Loss:	114	RECORD	PCT. RANK	GAMES	SCHEDULE	OF SCHEDULE	RPI	RPI	RPI	RPI
DIV. I ONLY	20- 11	92	6- 4	171	115	124	124	9	9	
DIV. I NON-CONF.	10- 1	7	0- 0	307	307	99	99	8	8	
TOTALS	RPI 1-25	RPI 26-50	W-L RECORDS	RPI 51-100	RPI 101-150	RPI 150+				
20- 11	0- 0	1- 4	OVERALL	1- 2	3- 1	15- 4				
11- 5	0- 0	0- 2	HOME	1- 1	0- 1	10- 1				
8- 5	0- 0	1- 1	AWAY	0- 1	2- 0	5- 3				
1- 1	0- 0	0- 1	NEUTRAL	0- 0	1- 0	0- 0				
10- 1	0- 0	0- 0	NON-CONFERENCE	0- 1	1- 0	9- 0				
6- 1	0- 0	0- 0	HOME	0- 1	0- 0	6- 0				
4- 0	0- 0	0- 0	AWAY	0- 0	1- 0	3- 0				
0- 0	0- 0	0- 0	NEUTRAL	0- 0	0- 0	0- 0				
10- 10	0- 0	1- 4	CONFERENCE	1- 1	2- 1	6- 4				
5- 4	0- 0	0- 2	HOME	1- 0	0- 1	4- 1				
4- 5	0- 0	1- 1	AWAY	0- 1	1- 0	2- 3				
1- 1	0- 0	0- 1	NEUTRAL	0- 0	1- 0	0- 0				

RPI S	Opponent	Score	RPI S	Opponent	Score	RPI S	Opponent	Score	RPI S	Opponent	Score	Team's RPI: 124
			27 A	Elon	47 70	62 H	St. John's (NY)	57 73	134 A	Old Dominion	69 58	
			27 H	Elon	58 60	88 A	Drexel	48 65	140 A	Delaware	60 49	
			27 N	Elon	60 88	88 H	Drexel	74 65	140 H	Delaware	54 68	
			42 A	James Madison	62 53				140 N	Delaware	59 44	
			42 H	James Madison	64 79				161 A	Northeastern	68 54	
									161 H	Northeastern	60 58	
									172 H	East Carolina	82 72	
									185 A	American	48 34	
									187 A	Hofstra	61 64	
									187 H	Hofstra	81 65	
									214 A	Towson	60 64	
									214 H	Towson	68 55	
									217 A	UNCW	57 43	
									217 H	UNCW	58 52	
									218 A	Col. of Charleston	60 70	
									218 H	Col. of Charleston	69 71	
									222 H	Dartmouth	63 50	
									228 H	Saint Francis (PA)	73 60	
									232 H	Richmond	67 39	
									282 A	Norfolk St.	65 52	
									288 H	Mt. St. Mary's	68 46	
									315 A	USC Upstate	49 46	
									347 H	Delaware St.	82 48	
LAST 12 Division I GAMES:												
			27 N	Elon	60 88	218 H	Col. of Charleston	69 71				
			140 N	Delaware	59 44	214 H	Towson	68 55				
			88 H	Drexel	74 65	88 A	Drexel	48 65				
			42 A	James Madison	62 53	187 H	Hofstra	81 65				
			217 H	UNCW	58 52	187 A	Hofstra	61 64				
			27 A	Elon	47 70	161 A	Northeastern	68 54				

Non-Div I Games:

William & Mary

Loss, Non-Conf, S Site, H Home A Away N Neutral

Average RPI Win:	342	WON-LOST	WINNING	LAST 10	STRENGTH OF	OPP. STRENGTH	TEAM	ADJ.	CONF.	ADJ CONF.
Average RPI Loss:	199	RECORD	PCT. RANK	GAMES	SCHEDULE	OF SCHEDULE	RPI	RPI	RPI	RPI
DIV. I ONLY	1- 29	347	0- 10	234	302	345	345	28	28	
DIV. I NON-CONF.	0- 11	335	0- 0	74	152	304	304	28	28	
TOTALS	RPI 1-25	RPI 26-50	W-L RECORDS	RPI 51-100	RPI 101-150	RPI 150+				
1- 29	0- 3	0- 1	OVERALL	0- 2	0- 2	1- 21				
1- 13	0- 0	0- 0	HOME	0- 1	0- 1	1- 11				
0- 12	0- 2	0- 0	AWAY	0- 0	0- 1	0- 9				
0- 4	0- 1	0- 1	NEUTRAL	0- 1	0- 0	0- 1				
0- 11	0- 3	0- 1	NON-CONFERENCE	0- 2	0- 0	0- 5				
0- 5	0- 0	0- 0	HOME	0- 1	0- 0	0- 4				
0- 3	0- 2	0- 0	AWAY	0- 0	0- 0	0- 1				
0- 3	0- 1	0- 1	NEUTRAL	0- 1	0- 0	0- 0				
1- 18	0- 0	0- 0	CONFERENCE	0- 0	0- 2	1- 16				
1- 8	0- 0	0- 0	HOME	0- 0	0- 1	1- 7				
0- 9	0- 0	0- 0	AWAY	0- 0	0- 1	0- 8				
0- 1	0- 0	0- 0	NEUTRAL	0- 0	0- 0	0- 1				

RPI 1-25				RPI 26-50				RPI 51-100				RPI 101+				Team's RPI: 345
RPI	S	Opponent	Score	RPI	S	Opponent	Score	RPI	S	Opponent	Score	RPI	S	Opponent	Score	
7	A	Baylor	32 140	34	N	Michigan	39 76	67	N	Gonzaga	41 71	126	A	Radford	49 74	
11	N	Florida St.	35 98					96	H	Mercer	48 71	126	H	Radford	50 60	
19	A	Ohio St.	48 88									195	A	UNC Asheville	55 71	
												195	H	UNC Asheville	53 68	
												200	A	Campbell	32 61	
												200	H	Campbell	35 70	
												204	A	ETSU	45 62	
												218	H	Col. of Charleston	64 95	
												226	A	Presbyterian	50 64	
												226	H	Presbyterian	39 78	
												235	A	High Point	43 88	
												235	H	High Point	57 70	
												241	A	Liberty	51 80	
												241	H	Liberty	63 78	
												242	H	Akron	59 80	
												253	A	Charleston So.	52 71	
												253	H	Charleston So.	58 70	
												281	H	Tennessee Tech	50 73	
												313	A	Gardner-Webb	57 63	
												313	H	Gardner-Webb	54 89	
												313	N	Gardner-Webb	43 82	
												342	A	Longwood	78 83	
												342	H	Longwood	78 72	
												348	H	South Carolina St.	55 63	
LAST 12 Division I GAMES:																
313	N	Gardner-Webb	43 82	200	H	Campbell	35 70	342	A	Longwood	78 83	342	H	Longwood	78 72	
253	H	Charleston So.	58 70	235	H	High Point	57 70	126	A	Radford	49 74	313	H	Gardner-Webb	54 89	
226	A	Presbyterian	50 64	126	A	Radford	49 74	241	A	Liberty	51 80					
241	H	Liberty	63 78	313	H	Gardner-Webb	54 89									
195	A	UNC Asheville	55 71													
313	A	Gardner-Webb	57 63													

Non-Div I Games: N.C. Wesleyan 89 40

Winthrop

Loss, Non-Conf, S Site, H Home A Away N Neutral

Average RPI Win:	223	WON-LOST	WINNING	LAST 10	STRENGTH OF	OPP. STRENGTH	TEAM	ADJ.	CONF.	ADJ CONF.
Average RPI Loss:	81	RECORD	PCT. RANK	GAMES	SCHEDULE	OF SCHEDULE	RPI	RPI	RPI	RPI
DIV. I ONLY	9- 22	285	4- 6	80	72	207	207	5	5	
DIV. I NON-CONF.	5- 8	215	0- 0	136	186	202	202	5	5	
TOTALS	RPI 1-25	RPI 26-50	W-L RECORDS	RPI 51-100	RPI 101-150	RPI 150+				
9- 22	0- 3	1- 8	OVERALL	0- 4	0- 4	8- 3				
5- 10	0- 1	0- 6	HOME	0- 0	0- 1	5- 2				
2- 10	0- 2	1- 1	AWAY	0- 4	0- 2	1- 1				
2- 2	0- 0	0- 1	NEUTRAL	0- 0	0- 1	2- 0				
5- 8	0- 0	1- 2	NON-CONFERENCE	0- 0	0- 4	4- 2				
2- 5	0- 0	0- 2	HOME	0- 0	0- 1	2- 2				
2- 2	0- 0	1- 0	AWAY	0- 0	0- 2	1- 0				
1- 1	0- 0	0- 0	NEUTRAL	0- 0	0- 1	1- 0				
4- 14	0- 3	0- 6	CONFERENCE	0- 4	0- 0	4- 1				
3- 5	0- 1	0- 4	HOME	0- 0	0- 0	3- 0				
0- 8	0- 2	0- 1	AWAY	0- 4	0- 0	0- 1				
1- 1	0- 0	0- 1	NEUTRAL	0- 0	0- 0	1- 0				

RPI 1-25				RPI 26-50				RPI 51-100				RPI 101+ Team's RPI: 207			
RPI	S	Opponent	Score	RPI	S	Opponent	Score	RPI	S	Opponent	Score	RPI	S	Opponent	Score
15	A	Maryland	40 89	30	H	Marquette	75 81	66	A	Iowa	60 71	120	A	Charlotte	48 63
19	A	Ohio St.	61 70	32	A	Green Bay	54 53	68	A	Northwestern	43 63	121	H	North Carolina	59 72
19	H	Ohio St.	68 96	34	A	Michigan	66 75	72	A	Minnesota	60 88	131	N	Ole Miss	44 69
				34	H	Michigan	56 73	82	A	Penn St.	46 76	144	A	Milwaukee	63 80
				39	H	Dayton	64 83					153	H	Idaho St.	35 42
				43	H	Michigan St.	57 81					192	H	Nebraska	82 56
				43	N	Michigan St.	63 70					208	H	Illinois	59 55
				46	H	Purdue	57 79					221	A	Rutgers	52 68
				49	H	Indiana	54 78					221	H	Rutgers	53 41
												221	N	Rutgers	61 55
												228	H	Saint Francis (PA)	100 103
												255	N	Tennessee St.	80 70
												258	H	Butler	60 55
												308	A	Illinois St.	64 46
												311	H	Mississippi Val.	103 61
LAST 12 Division I GAMES:															
				43	N	Michigan St.	63 70	34	A	Michigan	66 75				
				221	N	Rutgers	61 55	192	H	Nebraska	82 56				
				66	A	Iowa	60 71	19	H	Ohio St.	68 96				
				208	H	Illinois	59 55	68	A	Northwestern	43 63				
				221	H	Rutgers	53 41	49	H	Indiana	54 78				
				15	A	Maryland	40 89	43	H	Michigan St.	57 81				

Non-Div I Games:

Wisconsin

■ Loss,
■ Non-Conf,
■ S Site,
■ H Home
■ A Away
N Neutral

Average RPI Win:	268	WON-LOST	WINNING	LAST 10	STRENGTH OF	OPP. STRENGTH	TEAM	ADJ.	CONF.	ADJ CONF.
Average RPI Loss:	153	RECORD	PCT. RANK	GAMES	SCHEDULE	OF SCHEDULE	RPI	RPI	RPI	RPI
DIV. I ONLY	11- 17	232	1- 9	246	267	234	234	16	16	
DIV. I NON-CONF.	8- 5	112	0- 0	297	339	163	163	18	18	
TOTALS	RPI 1-25	RPI 26-50	W-L RECORDS	RPI 51-100	RPI 101-150	RPI 150+				
11- 17	0- 0	0- 1	OVERALL	0- 6	0- 1	11- 9				
5- 5	0- 0	0- 0	HOME	0- 2	0- 0	5- 3				
6- 9	0- 0	0- 1	AWAY	0- 2	0- 0	6- 6				
0- 3	0- 0	0- 0	NEUTRAL	0- 2	0- 1	0- 0				
8- 5	0- 0	0- 1	NON-CONFERENCE	0- 1	0- 1	8- 2				
3- 0	0- 0	0- 0	HOME	0- 0	0- 0	3- 0				
5- 3	0- 0	0- 1	AWAY	0- 0	0- 0	5- 2				
0- 2	0- 0	0- 0	NEUTRAL	0- 1	0- 1	0- 0				
3- 12	0- 0	0- 0	CONFERENCE	0- 5	0- 0	3- 7				
2- 5	0- 0	0- 0	HOME	0- 2	0- 0	2- 3				
1- 6	0- 0	0- 0	AWAY	0- 2	0- 0	1- 4				
0- 1	0- 0	0- 0	NEUTRAL	0- 1	0- 0	0- 0				

RPI 1-25				RPI 26-50				RPI 51-100				RPI 101+				Team's RPI: 234	
RPI	S	Opponent	Score	RPI	S	Opponent	Score	RPI	S	Opponent	Score	RPI	S	Opponent	Score		
				36	A	North Carolina St.	40 80	63	A	Chattanooga	56 76	104	N	Jacksonville	60 66		
								63	H	Chattanooga	61 71	152	A	Omaha	64 89		
								85	N	Florida	51 74	176	A	UNCG	61 67		
								96	A	Mercer	39 54	176	H	UNCG	54 48		
								96	H	Mercer	46 61	195	A	UNC Asheville	65 84		
								96	N	Mercer	42 67	204	A	ETSU	54 52		
												204	H	ETSU	69 77		
												217	A	UNCW	71 67		
												227	A	Samford	54 57		
												227	H	Samford	48 55		
												250	A	Furman	60 65		
												250	H	Furman	49 69		
												253	A	Charleston So.	59 45		
												256	H	Coastal Caro.	67 62		
												273	A	Kennesaw St.	78 49		
												276	A	Western Caro.	66 69		
												276	H	Western Caro.	68 59		
												296	A	North Florida	79 60		
												313	H	Gardner-Webb	75 66		
												335	A	N.C. Central	64 54		
												348	H	South Carolina St.	66 65		
LAST 12 Division I GAMES:																	
				96	N	Mercer	42 67	276	A	Western Caro.	66 69						
				63	A	Chattanooga	56 76	176	A	UNCG	61 67						
				204	A	ETSU	54 52	204	H	ETSU	69 77						
				227	H	Samford	48 55	63	H	Chattanooga	61 71						
				96	H	Mercer	46 61	96	A	Mercer	39 54						
				250	A	Furman	60 65	227	A	Samford	54 57						

Non-Div I Games: Montreat 71 30 Erskine 116 74

Wofford

Loss, Non-Conf, S Site, H Home A Away N Neutral

Average RPI Win:	247	WON-LOST	WINNING	LAST 10	STRENGTH OF	OPP. STRENGTH	TEAM	ADJ.	CONF.	ADJ CONF.
Average RPI Loss:	98	RECORD	PCT. RANK	GAMES	SCHEDULE	OF SCHEDULE	RPI	RPI	RPI	RPI
DIV. I ONLY	23- 9	49	6- 4	307	180	134	134	19	19	
DIV. I NON-CONF.	7- 5	122	1- 1	331	130	201	201	21	21	
TOTALS	RPI 1-25	RPI 26-50	W-L RECORDS	RPI 51-100	RPI 101-150	RPI 150+				
23- 9	0- 0	0- 3	OVERALL	1- 2	3- 3	19- 1				
12- 2	0- 0	0- 1	HOME	1- 1	2- 0	9- 0				
10- 4	0- 0	0- 2	AWAY	0- 0	1- 1	9- 1				
1- 3	0- 0	0- 0	NEUTRAL	0- 1	0- 2	1- 0				
7- 5	0- 0	0- 1	NON-CONFERENCE	1- 2	0- 1	6- 1				
4- 1	0- 0	0- 0	HOME	1- 1	0- 0	3- 0				
3- 2	0- 0	0- 1	AWAY	0- 0	0- 0	3- 1				
0- 2	0- 0	0- 0	NEUTRAL	0- 1	0- 1	0- 0				
16- 4	0- 0	0- 2	CONFERENCE	0- 0	3- 2	13- 0				
8- 1	0- 0	0- 1	HOME	0- 0	2- 0	6- 0				
7- 2	0- 0	0- 1	AWAY	0- 0	1- 1	6- 0				
1- 1	0- 0	0- 0	NEUTRAL	0- 0	0- 1	1- 0				

RPI S	Opponent	Score	RPI S	Opponent	Score	RPI S	Opponent	Score	RPI S	Opponent	Score	Team's RPI: 134
32	A Green Bay	41 62	32	H Green Bay	51 58	54	H Central Mich.	66 64	108	N Clemson	51 75	
34	A Michigan	66 71				76	N Georgetown	60 67	144	A Milwaukee	69 51	
						99	H Kent St.	69 79	144	H Milwaukee	62 52	
									145	A Detroit Mercy	80 85	
									145	H Detroit Mercy	77 69	
									145	N Detroit Mercy	52 71	
									155	A Oakland	73 61	
									155	H Oakland	84 66	
									183	A Cleveland St.	65 60	
									183	H Cleveland St.	84 63	
									208	A Illinois	72 76	
									251	H Miami (OH)	65 57	
									271	H Eastern Ky.	85 73	
									281	A Tennessee Tech	65 54	
									291	A Valparaiso	65 52	
									291	H Valparaiso	63 48	
									294	A Northern Ky.	70 63	
									294	H Northern Ky.	67 47	
									297	A Eastern Ill.	71 61	
									317	A Youngstown St.	68 64	
									317	H Youngstown St.	71 58	
									319	H Fort Wayne	62 51	
									320	A Ill.-Chicago	73 54	
									320	H Ill.-Chicago	62 51	
									320	N Ill.-Chicago	79 52	
									344	A Chicago St.	71 65	
LAST 12 Division I GAMES:												
34	A Michigan	66 71	145	A Detroit Mercy	80 85							
54	H Central Mich.	66 64	317	A Youngstown St.	68 64							
145	N Detroit Mercy	52 71	183	A Cleveland St.	65 60							
320	N Ill.-Chicago	79 52	320	H Ill.-Chicago	62 51							
144	H Milwaukee	62 52	291	H Valparaiso	63 48							
32	H Green Bay	51 58	294	H Northern Ky.	67 47							

Non-Div I Games: Grace (IN) 87 56 Cincinnati Christia 85 61

Wright St.

Loss, Non-Conf, S Site, H Home A Away N Neutral

Wyoming

Through Games Of April 2, 2017

Average RPI Win:	215	WON-LOST	WINNING	LAST 10	STRENGTH OF	OPP. STRENGTH	TEAM	ADJ.	CONF.	ADJ CONF.
Average RPI Loss:	87	RECORD	PCT. RANK	GAMES	SCHEDULE	OF SCHEDULE	RPI	RPI	RPI	RPI
DIV. I ONLY	20- 10	75	5- 5	196	132	119	119	13	13	
DIV. I NON-CONF.	7- 4	106	1- 1	282	144	176	176	16	16	
TOTALS	RPI 1-25	RPI 26-50	W-L RECORDS	RPI 51-100	RPI 101-150	RPI 150+				
20- 10	0- 0	0- 2	OVERALL	3- 4	1- 2	16- 2				
13- 3	0- 0	0- 0	HOME	2- 2	1- 1	10- 0				
7- 6	0- 0	0- 2	AWAY	1- 2	0- 1	6- 1				
0- 1	0- 0	0- 0	NEUTRAL	0- 0	0- 0	0- 1				
7- 4	0- 0	0- 2	NON-CONFERENCE	2- 1	0- 1	5- 0				
5- 2	0- 0	0- 0	HOME	1- 1	0- 1	4- 0				
2- 2	0- 0	0- 2	AWAY	1- 0	0- 0	1- 0				
0- 0	0- 0	0- 0	NEUTRAL	0- 0	0- 0	0- 0				
13- 6	0- 0	0- 0	CONFERENCE	1- 3	1- 1	11- 2				
8- 1	0- 0	0- 0	HOME	1- 1	1- 0	6- 0				
5- 4	0- 0	0- 0	AWAY	0- 2	0- 1	5- 1				
0- 1	0- 0	0- 0	NEUTRAL	0- 0	0- 0	0- 1				

RPI 1-25			RPI 26-50			RPI 51-100			RPI 101+			Team's RPI: 119			
RPI	S	Opponent	Score	RPI	S	Opponent	Score	RPI	S	Opponent	Score	RPI	S	Opponent	Score
28	A	Drake	50 63	53	A	Boise St.	54 64	116	A	UNLV	46 51				
43	A	Michigan St.	51 63	53	H	Boise St.	43 53	116	H	UNLV	79 57				
				64	H	Washington St.	67 68	141	H	Idaho	71 74				
				65	A	Colorado St.	54 61	151	A	Fresno St.	47 52				
				65	H	Colorado St.	56 49	151	H	Fresno St.	70 48				
				80	H	South Dakota	69 62	151	N	Fresno St.	48 58				
				83	A	Colorado	82 75	157	A	New Mexico	60 58				
								157	H	New Mexico	68 52				
								194	A	Utah St.	71 48				
								194	H	Utah St.	59 40				
								206	A	San Jose St.	68 59				
								206	H	San Jose St.	89 60				
								211	H	Seattle U	68 52				
								270	H	San Diego St.	80 67				
								284	A	Nevada	72 59				
								289	H	Southern Utah	68 48				
								312	H	Denver	59 49				
								322	A	Air Force	66 54				
								322	H	Air Force	73 41				
								325	A	Montana	67 42				
								346	H	Cal St. Fullerton	61 26				
LAST 12 Division I GAMES:															
64	H	Washington St.	67 68	53	H	Boise St.	43 53								
211	H	Seattle U	68 52	65	A	Colorado St.	54 61								
151	N	Fresno St.	48 58	194	H	Utah St.	59 40								
206	A	San Jose St.	68 59	151	A	Fresno St.	47 52								
65	H	Colorado St.	56 49	322	H	Air Force	73 41								
157	A	New Mexico	60 58	270	H	San Diego St.	80 67								

Non-Div I Games: Adams St. 79 40 Chadron St. 74 50

Wyoming

Loss, Non-Conf, S Site, H Home A Away N Neutral

Average RPI Win:	233	WON-LOST	WINNING	LAST 10	STRENGTH OF	OPP. STRENGTH	TEAM	ADJ.	CONF.	ADJ CONF.
Average RPI Loss:	79	RECORD	PCT. RANK	GAMES	SCHEDULE	OF SCHEDULE	RPI	RPI	RPI	RPI
DIV. I ONLY	12- 18	225	2- 8	150	81	203	203	7	7	
DIV. I NON-CONF.	8- 3	59	0- 0	258	248	127	127	6	6	
TOTALS	RPI 1-25	RPI 26-50	W-L RECORDS	RPI 51-100	RPI 101-150	RPI 150+				
12- 18	0- 5	1- 4	OVERALL	0- 5	0- 1	11- 3				
8- 7	0- 2	1- 2	HOME	0- 2	0- 0	7- 1				
3- 8	0- 2	0- 2	AWAY	0- 3	0- 0	3- 1				
1- 3	0- 1	0- 0	NEUTRAL	0- 0	0- 1	1- 1				
8- 3	0- 1	1- 0	NON-CONFERENCE	0- 1	0- 1	7- 0				
6- 0	0- 0	1- 0	HOME	0- 0	0- 0	5- 0				
1- 1	0- 0	0- 0	AWAY	0- 1	0- 0	1- 0				
1- 2	0- 1	0- 0	NEUTRAL	0- 0	0- 1	1- 0				
4- 15	0- 4	0- 4	CONFERENCE	0- 4	0- 0	4- 3				
2- 7	0- 2	0- 2	HOME	0- 2	0- 0	2- 1				
2- 7	0- 2	0- 2	AWAY	0- 2	0- 0	2- 1				
0- 1	0- 0	0- 0	NEUTRAL	0- 0	0- 0	0- 1				

RPI	S	Opponent	Score	RPI	S	Opponent	Score	RPI	S	Opponent	Score	RPI	S	Opponent	Score	Team's RPI: 203
16	A	DePaul	69 85	30	A	Marquette	61 85	62	A	St. John's (NY)	55 64	105	N	Southern Miss.	59 73	
16	H	DePaul	43 70	30	H	Marquette	71 86	62	H	St. John's (NY)	48 65	182	A	Cincinnati	72 61	
20	N	Oklahoma	69 81	34	H	Michigan	61 58	76	A	Georgetown	63 81	196	A	Providence	54 51	
21	A	Creighton	52 63	41	A	Villanova	71 76	76	H	Georgetown	64 69	196	H	Providence	67 57	
21	H	Creighton	57 67	41	H	Villanova	47 72	91	A	Wake Forest	45 58	199	A	Seton Hall	62 71	
												199	H	Seton Hall	72 64	
												255	H	Tennessee St.	63 54	
												258	A	Butler	53 43	
												258	H	Butler	62 65	
												258	N	Butler	66 68	
												267	H	Southeast Mo. St.	54 48	
												273	N	Kennesaw St.	75 52	
												287	H	Ark.-Pine Bluff	62 41	
												296	H	North Florida	83 46	
												347	H	Delaware St.	86 53	
LAST 12 Division I GAMES:																
258	N	Butler	66 68	16	H	DePaul	43 70									
196	H	Providence	67 57	258	A	Butler	53 43									
21	H	Creighton	57 67	62	A	St. John's (NY)	55 64									
76	A	Georgetown	63 81	199	A	Seton Hall	62 71									
41	A	Villanova	71 76	41	H	Villanova	47 72									
30	H	Marquette	71 86	76	H	Georgetown	64 69									

Non-Div I Games:

Xavier

■ Loss,
■ Non-Conf,
■ S Site,
■ H Home
■ A Away
N Neutral

Average RPI Win:	205	WON-LOST	WINNING	LAST 10	STRENGTH OF	OPP. STRENGTH	TEAM	ADJ.	CONF.	ADJ CONF.
Average RPI Loss:	131	RECORD	PCT. RANK	GAMES	SCHEDULE	OF SCHEDULE	RPI	RPI	RPI	RPI
DIV. I ONLY	15- 12	136	5- 5	155	155	136	136	8	8	
DIV. I NON-CONF.	9- 4	75	0- 0	287	271	121	121	9	9	
TOTALS	RPI 1-25	RPI 26-50	W-L RECORDS	RPI 51-100	RPI 101-150	RPI 150+				
15- 12	0- 1	1- 1	OVERALL	3- 1	0- 4	11- 5				
7- 4	0- 0	1- 0	HOME	2- 0	0- 2	4- 2				
8- 8	0- 1	0- 1	AWAY	1- 1	0- 2	7- 3				
0- 0	0- 0	0- 0	NEUTRAL	0- 0	0- 0	0- 0				
9- 4	0- 1	0- 0	NON-CONFERENCE	2- 0	0- 0	7- 3				
3- 1	0- 0	0- 0	HOME	1- 0	0- 0	2- 1				
6- 3	0- 1	0- 0	AWAY	1- 0	0- 0	5- 2				
0- 0	0- 0	0- 0	NEUTRAL	0- 0	0- 0	0- 0				
6- 8	0- 0	1- 1	CONFERENCE	1- 1	0- 4	4- 2				
4- 3	0- 0	1- 0	HOME	1- 0	0- 2	2- 1				
2- 5	0- 0	0- 1	AWAY	0- 1	0- 2	2- 1				
0- 0	0- 0	0- 0	NEUTRAL	0- 0	0- 0	0- 0				

RPI 1-25			RPI 26-50			RPI 51-100			RPI 101+			Team's RPI: 136
RPI	S	Opponent	Score	RPI	S	Opponent	Score	RPI	S	Opponent	Score	
5	A	Stanford	44 102	47	A	Harvard	56 76	56	A	Penn	55 66	118 A Princeton 62 74
				47	H	Harvard	57 52	56	H	Penn	61 48	118 H Princeton 47 69
								90	A	New Hampshire	64 58	132 A Cornell 49 59
								100	H	Albany (NY)	64 53	132 H Cornell 63 76
												154 A Brown 73 76
												154 H Brown 73 51
												160 A Army West Point 55 59
												170 H Boston College 64 71
												198 A Columbia 55 47
												198 H Columbia 68 72
												201 A UC Santa Barbara 64 60
												213 H Binghamton 57 48
												222 A Dartmouth 57 50
												222 H Dartmouth 58 44
												274 H Vermont 77 48
												278 A Manhattan 57 63
												308 A Illinois St. 59 45
												316 A Holy Cross 71 70
												336 A LIU Brooklyn 75 44
												341 A Wagner 66 52
LAST 12 Division I GAMES:												
198	A	Columbia	55 47	47	A	Harvard	56 76					
132	A	Cornell	49 59	222	A	Dartmouth	57 50					
222	H	Dartmouth	58 44	132	H	Cornell	63 76					
47	H	Harvard	57 52	198	H	Columbia	68 72					
56	H	Penn	61 48	154	H	Brown	73 51					
118	H	Princeton	47 69	154	A	Brown	73 76					

Non-Div I Games:

Yale

■ Loss,
■ Non-Conf, S Site,
■ Home
■ Away
N Neutral

Average RPI Win:	275	WON-LOST	WINNING	LAST 10	STRENGTH OF	OPP. STRENGTH	TEAM	ADJ.	CONF.	ADJ CONF.
Average RPI Loss:	173	RECORD	PCT. RANK	GAMES	SCHEDULE	OF SCHEDULE	RPI	RPI	RPI	RPI
DIV. I ONLY	7- 21	306	2- 8	280	232	317	317	19	19	
DIV. I NON-CONF.	2- 7	285	0- 0	317	234	329	329	21	21	
TOTALS	RPI 1-25	RPI 26-50	W-L RECORDS	RPI 51-100	RPI 101-150	RPI 150+				
7- 21	0- 0	0- 2	OVERALL	0- 1	0- 7	7- 11				
5- 8	0- 0	0- 1	HOME	0- 0	0- 4	5- 3				
1- 12	0- 0	0- 1	AWAY	0- 1	0- 3	1- 7				
1- 1	0- 0	0- 0	NEUTRAL	0- 0	0- 0	1- 1				
2- 7	0- 0	0- 0	NON-CONFERENCE	0- 1	0- 1	2- 5				
1- 3	0- 0	0- 0	HOME	0- 0	0- 1	1- 2				
0- 4	0- 0	0- 0	AWAY	0- 1	0- 0	0- 3				
1- 0	0- 0	0- 0	NEUTRAL	0- 0	0- 0	1- 0				
5- 14	0- 0	0- 2	CONFERENCE	0- 0	0- 6	5- 6				
4- 5	0- 0	0- 1	HOME	0- 0	0- 3	4- 1				
1- 8	0- 0	0- 1	AWAY	0- 0	0- 3	1- 4				
0- 1	0- 0	0- 0	NEUTRAL	0- 0	0- 0	0- 1				

RPI S	Opponent	Score	RPI S	Opponent	Score	RPI S	Opponent	Score	RPI S	Opponent	Score	Team's RPI: 317
32	A Green Bay	41 75	32	H Green Bay	51 84	99	A Kent St.	60 75	132	H Cornell	75 80	
									134	A Wright St.	58 71	
									134	H Wright St.	64 68	
									144	A Milwaukee	82 86	
									144	H Milwaukee	74 78	
									145	A Detroit Mercy	63 80	
									145	H Detroit Mercy	67 83	
									155	A Oakland	54 80	
									155	H Oakland	58 80	
									159	A Pittsburgh	50 63	
									183	A Cleveland St.	68 71	
									183	H Cleveland St.	92 67	
									185	H American	64 77	
									228	H Saint Francis (PA)	69 68	
									236	A Hawaii	50 72	
									242	H Akron	74 76	
									286	N Sacramento St.	102 94	
									291	A Valparaiso	60 77	
									291	H Valparaiso	76 70	
									291	N Valparaiso	62 79	
									292	A Northern Ariz.	49 70	
									294	A Northern Ky.	81 87	
									294	H Northern Ky.	77 73	
									320	A Ill.-Chicago	65 59	
									320	H Ill.-Chicago	70 54	
LAST 12 Division I GAMES:												
291	N	Valparaiso	62	79	144	A	Milwaukee	82	86			
145	H	Detroit Mercy	67	83	320	A	Ill.-Chicago	65	59			
155	H	Oakland	58	80	291	A	Valparaiso	60	77			
134	H	Wright St.	64	68	144	H	Milwaukee	74	78			
294	H	Northern Ky.	77	73	32	H	Green Bay	51	84			
32	A	Green Bay	41	75	155	A	Oakland	54	80			

Non-Div I Games: Point Park 84 71 Tiffin 84 62

Youngstown St.

Loss, Non-Conf, S Site, H Home A Away N Neutral