

Average RPI Win:		89	WON-LOST RECORD		WINNING PCT. RANK	LAST 15 GAMES		STRENGTH OF SCHEDULE		OPP. STRENGTH OF SCHEDULE	TEAM RPI	ADJ RPI	CONF. RPI	ADJ CONF. RPI			
Average RPI Loss:		25															
DIV. I ONLY			52-16-0		.76471	4	9-6-0		3	3	1	.62766	1	2	2		
DIV. I NON-CONF.			30-4-0		.88235	1	5-3-0		10	15	1	.6416	1	2	2		
TOTALS		RPI 1-25		RPI 26-50		W-L RECORDS		RPI 51-100		RPI 101-150		RPI 150+					
52-16-0		18-12-0		4-1-0		OVERALL		8-3-0		11-0-0		11-0-0					
34-5-0		10-4-0		4-1-0		HOME		3-0-0		7-0-0		10-0-0					
13-7-0		5-4-0		0-0-0		AWAY		4-3-0		4-0-0		0-0-0					
5-4-0		3-4-0		0-0-0		NEUTRAL		1-0-0		0-0-0		1-0-0					
30-4-0		8-4-0		2-0-0		NON-CONFERENCE		4-0-0		5-0-0		11-0-0					
23-1-0		4-1-0		2-0-0		HOME		3-0-0		4-0-0		10-0-0					
5-1-0		3-1-0		0-0-0		AWAY		1-0-0		1-0-0		0-0-0					
2-2-0		1-2-0		0-0-0		NEUTRAL		0-0-0		0-0-0		1-0-0					
22-12-0		10-8-0		2-1-0		CONFERENCE		4-3-0		6-0-0		0-0-0					
11-4-0		6-3-0		2-1-0		HOME		0-0-0		3-0-0		0-0-0					
8-6-0		2-3-0		0-0-0		AWAY		3-3-0		3-0-0		0-0-0					
3-2-0		2-2-0		0-0-0		NEUTRAL		1-0-0		0-0-0		0-0-0					
RPI	S	Opponent		Score		RPI	S	Opponent		Score		RPI	S	Opponent		Score	
3	A	Miami (FL)		5	0	34	H	Fla. Atlantic		2	1	63	A	North Florida		6	2
3	A	Miami (FL)		3	5	45	H	Georgia		1	2	63	H	North Florida		5	4
3	A	Miami (FL)		7	3	45	H	Georgia		6	0	65	N	Alabama		5	4
4	H	Texas A&M		10	7	45	H	Georgia		4	1	70	A	Kentucky		12	5
4	H	Texas A&M		7	4	48	H	UConn		6	5	70	A	Kentucky		4	7
4	H	Texas A&M		7	2							70	A	Kentucky		4	5
4	N	Texas A&M		5	12							84	H	Jacksonville		3	1
5	N	Coastal Caro.		1	2							84	H	Jacksonville		7	2
10	A	LSU		6	2							88	A	Tennessee		2	5
10	A	LSU		4	5							88	A	Tennessee		9	3
10	A	LSU		3	7							88	A	Tennessee		7	2
10	N	LSU		1	0												
10	N	LSU		3	5												
11	A	Florida St.		8	2												
11	H	Florida St.		6	0												
11	H	Florida St.		5	0												
11	H	Florida St.		7	0												
11	H	Florida St.		0	3												
11	N	Florida St.		3	2												
13	A	South Carolina		5	4												
13	A	South Carolina		1	2												
14	N	Texas Tech		2	3												
15	H	Mississippi St.		1	2												
15	H	Mississippi St.		4	10												
15	H	Mississippi St.		8	2												
15	N	Mississippi St.		12	2												
16	H	Vanderbilt		10	6												
						LAST 15 GAMES											
						14	N	Texas Tech		2	3	163	H	Bethune-Cookman		9	3
						5	N	Coastal Caro.		1	2	4	N	Texas A&M		5	12
						11	H	Florida St.		7	0	10	N	LSU		1	0
						11	H	Florida St.		5	0						
						11	H	Florida St.		0	3						

Florida

RPI	S	Opponent	Score	
16	H	Vanderbilt	0	5
16	H	Vanderbilt	4	2
22	H	Georgia Tech	10	1
22	H	Georgia Tech	10	1
48	H	UConn	6	5

F
l
o
r
i
d
a

F
l
o
r
i
d
a

Non-Div. I Games:

Average RPI Win: 93		WON-LOST	WINNING	LAST 15	STRENGTH OF		OPP. STRENGTH	TEAM	ADJ	CONF.	ADJ CONF.
Average RPI Loss: 15		RECORD	PCT. RANK	GAMES	SCHEDULE		OF SCHEDULE	RPI	RPI	RPI	RPI
DIV. I ONLY		50-14-0	.78125	2	7-4-0		10	8	2	.62148	2
DIV. I NON-CONF.		27-4-0	.87097	2	3-2-0		79	60	7	.6079	7
TOTALS		RPI 1-25	RPI 26-50		W-L RECORDS		RPI 51-100		RPI 101-150		RPI 150+
50-14-0		14-12-0	8-2-0		OVERALL		7-0-0		11-0-0		10-0-0
36-3-0		8-3-0	3-0-0		HOME		6-0-0		10-0-0		9-0-0
13-9-0		6-7-0	4-2-0		AWAY		1-0-0		1-0-0		1-0-0
1-2-0		0-2-0	1-0-0		NEUTRAL		0-0-0		0-0-0		0-0-0
27-4-0		2-4-0	3-0-0		NON-CONFERENCE		4-0-0		11-0-0		7-0-0
22-2-0		0-2-0	3-0-0		HOME		3-0-0		10-0-0		6-0-0
5-2-0		2-2-0	0-0-0		AWAY		1-0-0		1-0-0		1-0-0
0-0-0		0-0-0	0-0-0		NEUTRAL		0-0-0		0-0-0		0-0-0
23-10-0		12-8-0	5-2-0		CONFERENCE		3-0-0		0-0-0		3-0-0
14-1-0		8-1-0	0-0-0		HOME		3-0-0		0-0-0		3-0-0
8-7-0		4-5-0	4-2-0		AWAY		0-0-0		0-0-0		0-0-0
1-2-0		0-2-0	1-0-0		NEUTRAL		0-0-0		0-0-0		0-0-0
RPI S	Opponent	Score	RPI S	Opponent	Score	RPI S	Opponent	Score	RPI S	Opponent	Score
3 A	Miami (FL)	3 6	26 A	Boston College	6 2	70 A	Kentucky	9 6	104 H	Indiana	9 2
3 A	Miami (FL)	4 3	26 A	Boston College	1 6	70 H	Kentucky	7 6	108 H	Princeton	11 0
3 A	Miami (FL)	4 8	26 A	Boston College	1 2	72 H	Xavier	11 1	108 H	Princeton	9 1
7 H	Clemson	9 8	28 A	Wake Forest	3 1	96 H	Notre Dame	4 3	108 H	Princeton	4 2
7 H	Clemson	7 2	28 A	Wake Forest	9 4	96 H	Notre Dame	8 2	117 H	Morehead St.	9 5
7 H	Clemson	15 2	28 A	Wake Forest	9 2	96 H	Notre Dame	1 0	120 H	Cincinnati	7 1
7 N	Clemson	3 5	28 N	Wake Forest	9 5	98 H	FIU	7 0	133 A	Western Ky.	17 0
8 H	North Carolina St.	4 2	36 H	Ohio St.	15 3				133 H	Western Ky.	14 2
8 H	North Carolina St.	2 0	37 H	Wright St.	3 1				135 H	St. John's (NY)	8 4
8 H	North Carolina St.	6 1	37 H	Wright St.	9 1				135 H	St. John's (NY)	6 5
9 A	Ole Miss	2 4							135 H	St. John's (NY)	4 0
9 A	Ole Miss	5 6							154 H	Longwood	10 1
9 A	Ole Miss	4 0							200 H	Virginia Tech	13 0
11 A	Florida St.	7 1							200 H	Virginia Tech	8 4
11 A	Florida St.	5 16							200 H	Virginia Tech	9 3
11 A	Florida St.	7 12							214 H	Western Mich.	6 1
16 A	Vanderbilt	8 5							215 H	Eastern Ky.	14 2
18 H	UC Santa Barbara	2 4							275 A	Purdue	9 4
18 H	UC Santa Barbara	3 4							280 H	SIUE	10 1
19 A	North Carolina	2 3							280 H	SIUE	12 0
19 A	North Carolina	6 0							280 H	SIUE	21 4
19 A	North Carolina	10 6									
23 H	Virginia	3 6	LAST 15 GAMES			28 N	Wake Forest	9 5			
23 H	Virginia	11 4	18 H	UC Santa Barbara	3 4	28 A	Wake Forest	9 4			
23 H	Virginia	15 0	18 H	UC Santa Barbara	2 4	28 A	Wake Forest	9 2			
23 N	Virginia	2 7	37 H	Wright St.	3 1						
			36 H	Ohio St.	15 3						
			214 H	Western Mich.	6 1						

Non-Div. I Games:

Louisville

23 N Virginia	2	7
7 N Clemson	3	5

L
o
u
i
s
v
i
l
l
e

L
o
u
i
s
v
i
l
l
e

Average RPI Win: 85		WON-LOST RECORD		WINNING PCT. RANK		LAST 15 GAMES		STRENGTH OF SCHEDULE		OPP. STRENGTH OF SCHEDULE		TEAM RPI		ADJ RPI		CONF. RPI		ADJ CONF. RPI	
DIV. I ONLY		48-14-0		.77419 3		10-5-0		6		5		3		.61838 3		1		1	
DIV. I NON-CONF.		23-5-0		.82143 6		4-2-0		22		37		9		.60156 9		1		1	
TOTALS		RPI 1-25		RPI 26-50		W-L RECORDS		RPI 51-100		RPI 101-150		RPI 150+							
48-14-0		16-10-0		7-3-0		OVERALL		4-0-0		13-0-0		8-1-0							
35-7-0		10-5-0		5-2-0		HOME		3-0-0		11-0-0		6-0-0							
11-4-0		4-2-0		2-1-0		AWAY		1-0-0		2-0-0		2-1-0							
2-3-0		2-3-0		0-0-0		NEUTRAL		0-0-0		0-0-0		0-0-0							
23-5-0		1-4-0		3-1-0		NON-CONFERENCE		0-0-0		13-0-0		6-0-0							
21-3-0		1-2-0		3-1-0		HOME		0-0-0		11-0-0		6-0-0							
2-0-0		0-0-0		0-0-		AWAY		0-0-0		2-0-0		0-0-0							
0-2-0		0-2-0		0-0-0		NEUTRAL		0-0-0		0-0-0		0-0-0							
25-9-0		15-6-0		4-2-0		CONFERENCE		4-0-0		0-0-0		2-1-0							
14-4-0		9-3-0		2-1-0		HOME		3-0-0		0-0-0		0-0-0							
9-4-0		4-2-0		2-1-0		AWAY		1-0-0		0-0-0		2-1-0							
2-1-0		2-1-0		0-0-0		NEUTRAL		0-0-0		0-0-0		0-0-0							
RPI S	Opponent	Score		RPI S	Opponent	Score		RPI S	Opponent	Score		RPI S	Opponent	Score					
1 H	Florida	0	5	26 H	Boston College	12	7	85 H	Pittsburgh	7	6	111 H	Rutgers	2	0				
1 H	Florida	5	3	26 H	Boston College	9	4	85 H	Pittsburgh	8	4	111 H	Rutgers	8	1				
1 H	Florida	3	7	26 H	Boston College	3	5	85 H	Pittsburgh	4	3	111 H	Rutgers	4	1				
2 H	Louisville	8	4	29 A	Duke	5	12	96 A	Notre Dame	10	2	112 A	FGCU	4	0				
2 H	Louisville	6	3	29 A	Duke	9	0					112 H	FGCU	6	2				
2 H	Louisville	3	4	29 A	Duke	14	2					112 H	FGCU	8	3				
7 H	Clemson	9	8	34 H	Fla. Atlantic	3	4					142 H	Florida A&M	12	7				
7 H	Clemson	10	5	34 H	Fla. Atlantic	5	2					142 H	Florida A&M	11	2				
7 H	Clemson	5	4	41 H	Long Beach St.	4	3					142 H	Florida A&M	13	3				
8 N	North Carolina St.	8	7	41 H	Long Beach St.	9	8					146 A	UCF	5	2				
11 A	Florida St.	8	5									146 H	UCF	8	4				
11 A	Florida St.	2	3									147 H	Stetson	4	2				
11 A	Florida St.	4	2									147 H	Stetson	4	2				
11 N	Florida St.	4	5									163 H	Bethune-Cookman	5	4				
12 N	Arizona	1	5									163 H	Bethune-Cookman	14	7				
18 N	UC Santa Barbara	3	5									200 A	Virginia Tech	7	2				
19 H	North Carolina	7	4									200 A	Virginia Tech	11	6				
19 H	North Carolina	10	4									200 A	Virginia Tech	3	14				
19 H	North Carolina	7	3									217 H	Manhattan	7	4				
22 A	Georgia Tech	1	12									217 H	Manhattan	10	0				
22 A	Georgia Tech	17	6									217 H	Manhattan	14	4				
22 A	Georgia Tech	12	2	LAST 15 GAMES								245 H Maine 6 2							
22 N	Georgia Tech	4	0	18 N	UC Santa Barbara	3	5	147 H	Stetson	4	2								
23 H	Virginia	5	6	12 N	Arizona	1	5	11 N	Florida St.	4	5								
23 H	Virginia	3	7	26 H	Boston College	9	4	8 N	North Carolina St.	8	7								
23 H	Virginia	9	2	26 H	Boston College	3	5												
				26 H	Boston College	12	7												

Non-Div. I Games: Nova Southeastern 8 3 St. Thomas (FL) 7 6

Miami (FL)

41	H	Long Beach St.	9	8
41	H	Long Beach St.	4	3

M
i
a
m
i
(
F
L
)

M
i
a
m
i
(
F
L
)

Average RPI Win:		93	WON-LOST RECORD		WINNING PCT. RANK		LAST 15 GAMES		STRENGTH OF SCHEDULE		OPP. STRENGTH OF SCHEDULE		TEAM RPI		ADJ RPI		CONF. RPI		ADJ CONF. RPI						
DIV. I ONLY			49-16-0		.75385		6		10-5-0		7		6		4		.61452		4		2		2		
DIV. I NON-CONF.			25-5-0		.83333		5		4-3-0		106		73		14		.58455		14		2		2		
TOTALS		RPI 1-25		RPI 26-50				W-L RECORDS				RPI 51-100				RPI 101-150				RPI 150+					
49-16-0		16-11-0		5-1-0				OVERALL				10-2-0				7-2-0				11-0-0					
33-7-0		7-5-0		5-1-0				HOME				7-1-0				3-0-0				11-0-0					
12-8-0		5-5-0		0-0-0				AWAY				3-1-0				4-2-0				0-0-0					
4-1-0		4-1-0		0-0-0				NEUTRAL				0-0-0				0-0-0				0-0-0					
25-5-0		1-3-0		2-1-0				NON-CONFERENCE				8-1-0				3-0-0				11-0-0					
22-3-0		1-2-0		2-1-0				HOME				5-0-0				3-0-0				11-0-0					
3-2-0		0-1-0		0-0-				AWAY				3-1-0				0-0-0				0-0-0					
0-0-0		0-0-0		0-0-0				NEUTRAL				0-0-0				0-0-0				0-0-0					
24-11-0		15-8-0		3-0-0				CONFERENCE				2-1-0				4-2-0				0-0-0					
11-4-0		6-3-0		3-0-0				HOME				2-1-0				0-0-0				0-0-0					
9-6-0		5-4-0		0-0-0				AWAY				0-0-0				4-2-0				0-0-0					
4-1-0		4-1-0		0-0-0				NEUTRAL				0-0-0				0-0-0				0-0-0					
RPI	S	Opponent		Score		RPI	S	Opponent		Score		RPI	S	Opponent		Score		RPI	S	Opponent		Score			
1	A	Florida		7	10	28	H	Wake Forest		22	2	51	H	Northwestern St.		7	6	105	H	SFA		21	1		
1	A	Florida		2	7	40	H	Sam Houston St.		0	5	57	A	Houston		7	2	107	H	Binghamton		4	2		
1	A	Florida		4	7	45	H	Georgia		15	1	65	H	Alabama		4	7	124	A	Arkansas		6	2		
1	N	Florida		12	5	45	H	Georgia		5	0	65	H	Alabama		4	3	124	A	Arkansas		5	9		
6	H	TCU		7	1	45	H	Georgia		10	2	65	H	Alabama		2	1	124	A	Arkansas		11	8		
6	H	TCU		2	8	50	H	Minnesota		8	2	91	A	Pepperdine		4	0	128	H	Texas		5	4		
6	H	TCU		1	4							91	A	Pepperdine		5	7	148	A	Auburn		12	10		
9	H	Ole Miss		2	3							91	A	Pepperdine		6	0	148	A	Auburn		7	9		
9	H	Ole Miss		11	5							94	H	Fresno St.		12	1	148	A	Auburn		12	8		
9	H	Ole Miss		6	1							94	H	Fresno St.		3	2	151	H	Texas St.		14	1		
9	N	Ole Miss		12	8							94	H	Fresno St.		4	3	194	H	Houston Baptist		3	2		
10	H	LSU		3	1							99	H	UT Arlington		7	3	212	H	Yale		13	0		
10	H	LSU		6	1													212	H	Yale		10	2		
10	H	LSU		2	3													212	H	Yale		12	5		
13	A	South Carolina		5	2													216	H	Abilene Christian		10	4		
13	A	South Carolina		7	10													229	H	A&M-Corpus Christi		13	3		
13	A	South Carolina		3	0													249	H	Hofstra		5	2		
13	N	South Carolina		4	1													249	H	Hofstra		5	0		
15	A	Mississippi St.		10	5													249	H	Hofstra		15	4		
15	A	Mississippi St.		10	3													298	H	Prairie View		11	0		
15	A	Mississippi St.		10	6																				
16	H	Vanderbilt		1	6	LAST 15 GAMES																			
16	H	Vanderbilt		3	0	6	H	TCU		1	4	9	N	Ole Miss		12	8								
16	H	Vanderbilt		1	0	6	H	TCU		7	1	16	N	Vanderbilt		13	3								
16	N	Vanderbilt		13	3	6	H	TCU		2	8	13	N	South Carolina		4	1								
16	N	Vanderbilt		5	6	50	H	Minnesota		8	2														
24	A	Rice		3	4	28	H	Wake Forest		22	2														

Non-Div. I Games:

Texas A&M

107	H	Binghamton	4	2
1	N	Florida	12	5

T
e
x
a
s
A
&
M

T
e
x
a
s
A
&
M

Average RPI Win:	108	WON-LOST RECORD	WINNING PCT. RANK	LAST 15 GAMES	STRENGTH OF SCHEDULE	OPP. STRENGTH OF SCHEDULE	TEAM RPI	ADJ RPI	CONF. RPI	ADJ CONF. RPI				
DIV. I ONLY		55-18-0	.75342	7	12-3-0	12	41	5	.60944	5	17	17		
DIV. I NON-CONF.		30-15-0	.66667	51	11-3-0	4	1	6	.60823	6	18	18		

TOTALS	RPI 1-25	RPI 26-50		W-L RECORDS		RPI 51-100		RPI 101-150		RPI 150+				
55-18-0	12-9-0	5-2-0		OVERALL		7-3-0		9-2-0		22-2-0				
28-7-0	1-2-0	4-2-0		HOME		6-1-0		5-2-0		12-0-0				
16-9-0	5-5-0	1-0-0		AWAY		0-2-0		3-0-0		7-2-0				
11-2-0	6-2-0	0-0-0		NEUTRAL		1-0-0		1-0-0		3-0-0				
30-15-0	12-9-0	5-2-0		NON-CONFERENCE		7-3-0		3-1-0		3-0-0				
17-6-0	1-2-0	4-2-0		HOME		6-1-0		3-1-0		3-0-0				
6-7-0	5-5-0	1-0-		AWAY		0-2-0		0-0-0		0-0-0				
7-2-0	6-2-0	0-0-0		NEUTRAL		1-0-0		0-0-0		0-0-0				
25-3-0	0-0-0	0-0-0		CONFERENCE		0-0-0		6-1-0		19-2-0				
11-1-0	0-0-0	0-0-0		HOME		0-0-0		2-1-0		9-0-0				
10-2-0	0-0-0	0-0-0		AWAY		0-0-0		3-0-0		7-2-0				
4-0-0	0-0-0	0-0-0		NEUTRAL		0-0-0		1-0-0		3-0-0				
RPI	S	Opponent	Score		RPI	S	Opponent	Score		RPI	S	Opponent	Score	
1	N	Florida	2	1	28	H	Wake Forest	0	11	55	H	Illinois	12	4
6	N	TCU	7	5	28	H	Wake Forest	7	6	55	H	Illinois	10	4
6	N	TCU	1	6	29	H	Duke	10	6	61	N	St. Mary's (CA)	5	2
6	N	TCU	4	1	30	A	UNCW	6	4	62	A	Col. of Charleston	2	4
8	A	North Carolina St.	7	5	30	H	UNCW	4	1	62	A	Col. of Charleston	4	9
8	A	North Carolina St.	1	8	36	H	Ohio St.	3	2	62	H	Col. of Charleston	9	5
8	A	North Carolina St.	4	0	36	H	Ohio St.	4	6	62	H	Col. of Charleston	5	3
8	H	North Carolina St.	10	13						64	H	Marshall	9	3
9	H	Ole Miss	2	8						76	H	UNCG	2	4
10	A	LSU	11	8						76	H	UNCG	7	4
10	A	LSU	4	3										
12	N	Arizona	5	4										
12	N	Arizona	4	3										
12	N	Arizona	0	3										
13	A	South Carolina	2	4										
14	N	Texas Tech	7	5										
19	A	North Carolina	6	3										
22	A	Georgia Tech	1	9										
22	A	Georgia Tech	8	9										
22	A	Georgia Tech	2	4										
23	H	Virginia	5	4										
					LAST 15 GAMES									
					12	N	Arizona	4	3	1	N	Florida	2	1
					12	N	Arizona	5	4	10	A	LSU	4	3
					12	N	Arizona	0	3	10	A	LSU	11	8
					6	N	TCU	7	5					
					6	N	TCU	4	1					

Non-Div. I Games:

Coastal Caro.

14	N	Texas Tech	7	5
6	N	TCU	1	6

RPI	S	Opponent	Score	
204	H	Presbyterian	4	2
204	H	Presbyterian	12	3
204	H	Presbyterian	5	2
236	A	Charleston So.	6	0
236	A	Charleston So.	4	6
236	A	Charleston So.	9	3
241	H	Appalachian St.	17	2
260	H	The Citadel	4	3

C
o
a
s
t
a
l
C
a
r
o
.

C
o
a
s
t
a
l
C
a
r
o
.

TCU

Average RPI Win: 91		WON-LOST	WINNING	LAST 15	STRENGTH OF		OPP. STRENGTH	TEAM	ADJ		CONF.	ADJ CONF.
Average RPI Loss: 69		RECORD	PCT. RANK	GAMES	SCHEDULE		OF SCHEDULE	RPI	RPI		RPI	RPI
DIV. I ONLY		49-18-0	.73134	8	11-4-0		24	16	6		.598	6
DIV. I NON-CONF.		29-8-0	.78378	15	6-3-0		14	9	4		.61312	4
TOTALS		RPI 1-25	RPI 26-50		W-L RECORDS		RPI 51-100		RPI 101-150		RPI 150+	
49-18-0		11-8-0	4-1-0		OVERALL		13-2-0		13-6-0		8-1-0	
24-7-0		1-3-0	4-1-0		HOME		10-2-0		6-1-0		3-0-0	
16-8-0		5-3-0	0-0-0		AWAY		1-0-0		5-4-0		5-1-0	
9-3-0		5-2-0	0-0-0		NEUTRAL		2-0-0		2-1-0		0-0-0	
29-8-0		7-4-0	4-1-0		NON-CONFERENCE		6-2-0		6-1-0		6-0-0	
14-5-0		0-1-0	4-1-0		HOME		4-2-0		3-1-0		3-0-0	
11-1-0		4-1-0	0-0-		AWAY		1-0-0		3-0-0		3-0-0	
4-2-0		3-2-0	0-0-0		NEUTRAL		1-0-0		0-0-0		0-0-0	
20-10-0		4-4-0	0-0-0		CONFERENCE		7-0-0		7-5-0		2-1-0	
10-2-0		1-2-0	0-0-0		HOME		6-0-0		3-0-0		0-0-0	
5-7-0		1-2-0	0-0-0		AWAY		0-0-0		2-4-0		2-1-0	
5-1-0		2-0-0	0-0-0		NEUTRAL		1-0-0		2-1-0		0-0-0	
RPI S	Opponent	Score	RPI S	Opponent	Score	RPI S	Opponent	Score	RPI S	Opponent	Score	
4 A	Texas A&M	4 1	33 H	Gonzaga	3 4	54 H	West Virginia	14 2	105 H	SFA	3 2	
4 A	Texas A&M	1 7	33 H	Gonzaga	10 2	54 H	West Virginia	7 1	113 A	Baylor	3 4	
4 A	Texas A&M	8 2	33 H	Gonzaga	16 1	54 H	West Virginia	10 6	113 A	Baylor	5 8	
5 N	Coastal Caro.	1 4	33 H	Gonzaga	4 3	54 N	West Virginia	11 10	113 A	Baylor	7 3	
5 N	Coastal Caro.	6 1	38 H	Arizona St.	8 1	57 N	Houston	10 1	113 N	Baylor	12 5	
5 N	Coastal Caro.	5 7				59 H	Oral Roberts	7 0	116 H	Loyola Marymount	3 5	
14 H	Texas Tech	13 6				67 H	Oklahoma	2 0	116 H	Loyola Marymount	1 0	
14 H	Texas Tech	1 3				67 H	Oklahoma	11 3	116 H	Loyola Marymount	5 0	
14 H	Texas Tech	3 7				67 H	Oklahoma	12 2	123 A	Penn St.	5 4	
14 N	Texas Tech	5 3				79 H	Southern California	8 3	123 A	Penn St.	6 2	
17 N	UL Lafayette	7 1				79 H	Southern California	6 16	123 A	Penn St.	9 5	
21 A	Oklahoma St.	0 9				79 H	Southern California	12 11	126 H	Kansas St.	2 1	
21 A	Oklahoma St.	11 6				99 A	UT Arlington	17 4	126 H	Kansas St.	9 3	
21 A	Oklahoma St.	7 11				99 H	UT Arlington	5 1	126 H	Kansas St.	3 2	
21 N	Oklahoma St.	13 5				99 H	UT Arlington	3 4	128 A	Texas	3 4	
24 A	Rice	6 4							128 A	Texas	0 2	
24 N	Rice	10 0							128 A	Texas	9 5	
25 A	Dallas Baptist	2 0							128 N	Texas	8 2	
25 H	Dallas Baptist	1 9							128 N	Texas	1 2	
			LAST 15 GAMES						183 A	Wichita St.	12 5	
			5 N	Coastal Caro.	5 7	38 H	Arizona St.	8 1	183 A	Wichita St.	17 6	
			5 N	Coastal Caro.	1 4	33 H	Gonzaga	4 3	183 A	Wichita St.	3 0	
			5 N	Coastal Caro.	6 1	59 H	Oral Roberts	7 0	199 A	Kansas	3 4	
			14 N	Texas Tech	5 3				199 A	Kansas	14 6	
			4 A	Texas A&M	4 1				199 A	Kansas	8 0	
									216 H	Abilene Christian	6 4	
									271 H	Ark.-Pine Bluff	17 3	

Non-Div. I Games:

TCU

4	A	Texas A&M	1	7
4	A	Texas A&M	8	2

RPI	S	Opponent	Score	
281	H	UTRGV	13	0

TCU

T
C
U

T
C
U

Non-Div. I Games:

Clemson

28 N Wake Forest	5	4
2 N Louisville	5	3

C
l
e
m
s
o
n

C
l
e
m
s
o
n

Average RPI Win:		87	WON-LOST RECORD		WINNING PCT. RANK	LAST 15 GAMES		STRENGTH OF SCHEDULE		OPP. STRENGTH OF SCHEDULE	TEAM RPI	ADJ RPI	CONF. RPI	ADJ CONF. RPI			
DIV. I ONLY			38-22-0		.63333	49	6-9-0		1	19	8	.59499	8	1	1		
DIV. I NON-CONF.			22-7-0		.75862	21	3-2-0		5	150	8	.60301	8	1	1		
TOTALS		RPI 1-25		RPI 26-50		W-L RECORDS		RPI 51-100		RPI 101-150		RPI 150+					
38-22-0		10-13-0		10-6-0		OVERALL		6-3-0		3-0-0		9-0-0					
26-9-0		3-3-0		10-4-0		HOME		4-2-0		3-0-0		6-0-0					
9-10-0		6-8-0		0-2-0		AWAY		0-0-0		0-0-0		3-0-0					
3-3-0		1-2-0		0-0-0		NEUTRAL		2-1-0		0-0-0		0-0-0					
22-7-0		2-2-0		4-3-0		NON-CONFERENCE		4-2-0		3-0-0		9-0-0					
16-4-0		1-2-0		4-1-0		HOME		2-1-0		3-0-0		6-0-0					
4-2-0		1-0-0		0-0-		AWAY		0-0-0		0-0-0		3-0-0					
2-1-0		0-0-0		0-0-0		NEUTRAL		2-1-0		0-0-0		0-0-0					
16-15-0		8-11-0		6-3-0		CONFERENCE		2-1-0		0-0-0		0-0-0					
10-5-0		2-1-0		6-3-0		HOME		2-1-0		0-0-0		0-0-0					
5-8-0		5-8-0		0-0-0		AWAY		0-0-0		0-0-0		0-0-0					
1-2-0		1-2-0		0-0-0		NEUTRAL		0-0-0		0-0-0		0-0-0					
RPI	S	Opponent		Score		RPI	S	Opponent		Score		RPI	S	Opponent		Score	
2	A	Louisville		1	6	26	H	Boston College		3	2	65	N	Alabama		2	1
2	A	Louisville		2	4	26	H	Boston College		0	1	69	H	Indiana St.		8	3
2	A	Louisville		0	2	26	H	Boston College		0	7	69	H	Indiana St.		7	11
3	N	Miami (FL)		7	8	27	A	East Carolina		3	15	71	N	Kent St.		7	5
5	A	Coastal Caro.		13	10	27	H	East Carolina		6	1	76	H	UNCG		8	4
5	H	Coastal Caro.		8	1	28	H	Wake Forest		11	7	82	N	Old Dominion		0	5
5	H	Coastal Caro.		5	7	28	H	Wake Forest		6	1	96	H	Notre Dame		16	6
5	H	Coastal Caro.		0	4	28	H	Wake Forest		3	2	96	H	Notre Dame		4	8
7	A	Clemson		5	10	29	H	Duke		1	2	96	H	Notre Dame		9	1
7	A	Clemson		20	9	29	H	Duke		3	2						
7	A	Clemson		1	2	29	H	Duke		12	2						
11	A	Florida St.		5	8	30	A	UNCW		4	6						
11	N	Florida St.		3	7	30	H	UNCW		5	2						
19	H	North Carolina		4	16	37	H	Wright St.		8	4						
19	H	North Carolina		10	1	37	H	Wright St.		6	1						
19	H	North Carolina		6	4	37	H	Wright St.		8	10						
22	A	Georgia Tech		15	6												
22	A	Georgia Tech		8	3												
22	A	Georgia Tech		7	16												
22	N	Georgia Tech		7	5												
23	A	Virginia		3	5												
23	A	Virginia		5	2												
23	A	Virginia		8	7												
						LAST 15 GAMES											
						5	H	Coastal Caro.		5	7	11	N	Florida St.		3	7
						5	H	Coastal Caro.		8	1	19	H	North Carolina		10	1
						134	H	Navy		17	1	19	H	North Carolina		4	16
						5	H	Coastal Caro.		0	4						
						134	H	Navy		13	8						

Non-Div. I Games:

North Carolina St.

22 N Georgia Tech	7	5
3 N Miami (FL)	7	8

N
o
r
t
h
C
a
r
o
l
i
n
a
S
t
.

N
o
r
t
h
C
a
r
o
l
i
n
a
S
t
.

Average RPI Win: 108		WON-LOST RECORD		WINNING PCT. RANK		LAST 15 GAMES		STRENGTH OF SCHEDULE		OPP. STRENGTH OF SCHEDULE		TEAM RPI		ADJ RPI		CONF. RPI		ADJ CONF. RPI	
Average RPI Loss: 33		43-19-0		.69355 15		8-7-0		14		12		9		.59387 9		2		2	
DIV. I ONLY		22-5-0		.81481 9		0-3-0		59		88		11		.58969 11		2		2	
DIV. I NON-CONF.																			
TOTALS		RPI 1-25		RPI 26-50		W-L RECORDS		RPI 51-100		RPI 101-150		RPI 150+							
43-19-0		10-12-0		3-2-0		OVERALL		11-4-0		8-1-0		11-0-0							
26-8-0		4-6-0		0-1-0		HOME		8-1-0		7-0-0		7-0-0							
11-9-0		3-4-0		2-1-0		AWAY		3-3-0		0-1-0		3-0-0							
6-2-0		3-2-0		1-0-0		NEUTRAL		0-0-0		1-0-0		1-0-0							
22-5-0		4-2-0		0-1-0		NON-CONFERENCE		5-1-0		2-1-0		11-0-0							
15-4-0		2-2-0		0-1-0		HOME		5-1-0		1-0-0		7-0-0							
4-1-0		1-0-0		0-0-0		AWAY		0-0-0		0-1-0		3-0-0							
3-0-0		1-0-0		0-0-0		NEUTRAL		0-0-0		1-0-0		1-0-0							
21-14-0		6-10-0		3-1-0		CONFERENCE		6-3-0		6-0-0		0-0-0							
11-4-0		2-4-0		0-0-0		HOME		3-0-0		6-0-0		0-0-0							
7-8-0		2-4-0		2-1-0		AWAY		3-3-0		0-0-0		0-0-0							
3-2-0		2-2-0		1-0-0		NEUTRAL		0-0-0		0-0-0		0-0-0							
RPI	S	Opponent	Score		RPI	S	Opponent	Score		RPI	S	Opponent	Score		RPI	S	Opponent	Score	
2	H	Louisville	6	5	32	H	Tulane	5	6	58	H	Southeast Mo. St.	10	2	119	A	Arkansas St.	6	8
2	H	Louisville	0	4	45	A	Georgia	7	3	58	H	Southeast Mo. St.	6	4	119	H	Arkansas St.	4	3
2	H	Louisville	4	2	45	A	Georgia	6	4	65	A	Alabama	0	2	120	N	Cincinnati	7	1
4	A	Texas A&M	5	11	45	A	Georgia	2	13	65	A	Alabama	4	0	124	H	Arkansas	8	7
4	A	Texas A&M	3	2	45	N	Georgia	5	1	65	A	Alabama	2	7	124	H	Arkansas	7	3
4	A	Texas A&M	1	6						70	H	Kentucky	3	1	124	H	Arkansas	14	9
4	N	Texas A&M	8	12						70	H	Kentucky	7	5	148	H	Auburn	7	4
5	A	Coastal Caro.	8	2						70	H	Kentucky	14	2	148	H	Auburn	6	5
10	H	LSU	8	2						88	A	Tennessee	6	4	148	H	Auburn	6	4
10	H	LSU	3	6						88	A	Tennessee	2	3	155	A	UAB	8	1
10	H	LSU	7	6						88	A	Tennessee	10	7	155	A	UAB	5	1
13	H	South Carolina	0	4						90	H	Utah	5	6	175	N	Ball St.	7	3
13	H	South Carolina	5	9						98	H	FIU	16	5	198	H	Murray St.	8	3
13	H	South Carolina	1	5						98	H	FIU	7	4	207	A	Memphis	7	0
13	N	South Carolina	10	4						98	H	FIU	9	2	207	H	Memphis	9	7
15	A	Mississippi St.	2	6											266	H	UT Martin	8	2
15	A	Mississippi St.	1	3											271	H	Ark.-Pine Bluff	12	1
15	A	Mississippi St.	8	5											283	H	Grambling	6	1
15	N	Mississippi St.	0	2											283	H	Grambling	15	2
16	N	Vanderbilt	12	9											283	H	Grambling	7	3
20	H	Southern Miss.	1	5															
20	N	Southern Miss.	6	2															
					LAST 15 GAMES														
					32	H	Tulane	5	6	4	A	Texas A&M	5	11					
					90	H	Utah	5	6	4	A	Texas A&M	1	6					
					4	N	Texas A&M	8	12	119	A	Arkansas St.	6	8					
					16	N	Vanderbilt	12	9										
					13	N	South Carolina	10	4										

Non-Div. I Games:

Ole Miss

45 N Georgia	5	1
4 A Texas A&M	3	2

O
l
e
M
i
s
s

O
l
e
M
i
s
s

LSU

LSU

129	H	Utah Valley	7	1
1	N	Florida	0	1

L
S
U

L
S
U

Average RPI Win: 87		WON-LOST	WINNING	LAST 15	STRENGTH OF		OPP. STRENGTH	TEAM	ADJ	CONF.	ADJ CONF.
Average RPI Loss: 33		RECORD	PCT. RANK	GAMES	SCHEDULE		OF SCHEDULE	RPI	RPI	RPI	RPI
DIV. I ONLY		41-22-0	.65079	39	8-5-0		4	2	11	.59315	11
DIV. I NON-CONF.		22-11-0	.66667	51	4-2-0		27	17	37	.56197	37
TOTALS		RPI 1-25	RPI 26-50		W-L RECORDS		RPI 51-100		RPI 101-150		RPI 150+
41-22-0		14-12-0	4-4-0		OVERALL		7-4-0		9-2-0		7-0-0
30-9-0		9-5-0	1-0-0		HOME		5-2-0		9-2-0		6-0-0
8-11-0		2-5-0	3-4-0		AWAY		2-2-0		0-0-0		1-0-0
3-2-0		3-2-0	0-0-0		NEUTRAL		0-0-0		0-0-0		0-0-0
22-11-0		3-6-0	1-0-0		NON-CONFERENCE		2-3-0		9-2-0		7-0-0
20-6-0		2-2-0	1-0-0		HOME		2-2-0		9-2-0		6-0-0
2-4-0		1-3-0	0-0-		AWAY		0-1-0		0-0-0		1-0-0
0-1-0		0-1-0	0-0-0		NEUTRAL		0-0-0		0-0-0		0-0-0
19-11-0		11-6-0	3-4-0		CONFERENCE		5-1-0		0-0-0		0-0-0
10-3-0		7-3-0	0-0-0		HOME		3-0-0		0-0-0		0-0-0
6-7-0		1-2-0	3-4-0		AWAY		2-1-0		0-0-0		0-0-0
3-1-0		3-1-0	0-0-0		NEUTRAL		0-0-0		0-0-0		0-0-0
RPI S	Opponent	Score	RPI S	Opponent	Score	RPI S	Opponent	Score	RPI S	Opponent	Score
1 A	Florida	3 0	26 A	Boston College	3 0	62 H	Col. of Charleston	8 3	101 H	Rhode Island	19 1
1 A	Florida	0 5	28 A	Wake Forest	13 8	62 H	Col. of Charleston	11 2	101 H	Rhode Island	8 1
1 A	Florida	0 7	28 A	Wake Forest	0 9	62 H	Col. of Charleston	1 2	101 H	Rhode Island	23 4
1 A	Florida	0 6	28 A	Wake Forest	2 4	84 A	Jacksonville	2 6	112 H	FGCU	8 11
1 H	Florida	2 8	29 A	Duke	4 5	84 H	Jacksonville	3 7	135 H	St. John's (NY)	16 4
1 N	Florida	2 3	29 A	Duke	1 3	85 A	Pittsburgh	2 5	135 H	St. John's (NY)	9 2
2 H	Louisville	12 7	29 A	Duke	4 3	85 A	Pittsburgh	17 4	135 H	St. John's (NY)	1 5
2 H	Louisville	1 7	43 H	South Ala.	18 6	85 A	Pittsburgh	10 2	146 H	UCF	5 4
2 H	Louisville	16 5				96 H	Notre Dame	7 6	146 H	UCF	7 2
3 H	Miami (FL)	2 4				96 H	Notre Dame	11 6	147 H	Stetson	8 5
3 H	Miami (FL)	3 2				96 H	Notre Dame	12 6	147 H	Stetson	8 6
3 H	Miami (FL)	5 8							156 H	Alabama St.	18 6
3 N	Miami (FL)	5 4							169 A	South Fla.	12 4
7 A	Clemson	3 7							203 H	Toledo	3 2
7 A	Clemson	11 2							238 H	Villanova	11 10
7 A	Clemson	3 10							262 H	Bowling Green	6 1
7 N	Clemson	13 18							262 H	Bowling Green	10 0
8 H	North Carolina St.	8 5							262 H	Bowling Green	6 1
8 N	North Carolina St.	7 3									
14 H	Texas Tech	10 1									
14 H	Texas Tech	4 8									
20 H	Southern Miss.	7 2	LAST 15 GAMES								
22 H	Georgia Tech	8 3	1 A	Florida	0 7	3 N	Miami (FL)	5 4			
22 H	Georgia Tech	14 9	1 A	Florida	0 5	22 N	Georgia Tech	6 1			
22 H	Georgia Tech	8 2	1 A	Florida	3 0	8 N	North Carolina St.	7 3			
22 N	Georgia Tech	6 1	43 H	South Ala.	18 6						
			20 H	Southern Miss.	7 2						

Non-Div. I Games:

Florida St.

156	H	Alabama St.	18	6
7	N	Clemson	13	18

F
l
o
r
i
d
a
S
t
.

F
l
o
r
i
d
a
S
t
.

Average RPI Win: 88		WON-LOST	WINNING	LAST 15	STRENGTH OF		OPP. STRENGTH	TEAM	ADJ		CONF.	ADJ CONF.
Average RPI Loss: 64		RECORD	PCT. RANK	GAMES	SCHEDULE		OF SCHEDULE	RPI	RPI		RPI	RPI
DIV. I ONLY		49-24-0	.67123	31	11-4-0		17	28	12		.59155	12
DIV. I NON-CONF.		32-9-0	.78049	16	11-4-0		6	11	2		.62959	2
TOTALS		RPI 1-25	RPI 26-50		W-L RECORDS		RPI 51-100		RPI 101-150		RPI 150+	
49-24-0		11-5-0	8-4-0		OVERALL		14-13-0		3-0-0		13-2-0	
23-7-0		0-0-0	5-2-0		HOME		6-3-0		3-0-0		9-2-0	
18-13-0		6-2-0	1-1-0		AWAY		7-10-0		0-0-0		4-0-0	
8-4-0		5-3-0	2-1-0		NEUTRAL		1-0-0		0-0-0		0-0-0	
32-9-0		11-5-0	3-1-0		NON-CONFERENCE		4-2-0		3-0-0		11-1-0	
13-2-0		0-0-0	1-0-0		HOME		2-1-0		3-0-0		7-1-0	
11-3-0		6-2-0	0-0-		AWAY		1-1-0		0-0-0		4-0-0	
8-4-0		5-3-0	2-1-0		NEUTRAL		1-0-0		0-0-0		0-0-0	
17-15-0		0-0-0	5-3-0		CONFERENCE		10-11-0		0-0-0		2-1-0	
10-5-0		0-0-0	4-2-0		HOME		4-2-0		0-0-0		2-1-0	
7-10-0		0-0-0	1-1-0		AWAY		6-9-0		0-0-0		0-0-0	
0-0-0		0-0-0	0-0-0		NEUTRAL		0-0-0		0-0-0		0-0-0	
RPI S	Opponent	Score	RPI S	Opponent	Score	RPI S	Opponent	Score	RPI S	Opponent	Score	
3 N	Miami (FL)	5 1	32 N	Tulane	10 11	51 H	Northwestern St.	4 1	129 H	Utah Valley	14 0	
5 N	Coastal Caro.	4 5	38 A	Arizona St.	5 7	51 H	Northwestern St.	4 6	145 H	New Mexico St.	8 7	
5 N	Coastal Caro.	3 0	38 A	Arizona St.	8 0	52 A	Washington	3 6	145 H	New Mexico St.	11 8	
5 N	Coastal Caro.	3 4	38 H	Arizona St.	1 5	52 A	Washington	17 7	152 H	UC Riverside	4 3	
15 A	Mississippi St.	6 5	38 H	Arizona St.	4 2	52 A	Washington	4 8	152 H	UC Riverside	5 6	
15 A	Mississippi St.	1 0	38 H	Arizona St.	2 5	53 N	Nebraska	11 10	171 H	Sacramento St.	3 1	
17 A	UL Lafayette	3 1	40 N	Sam Houston St.	6 5	56 A	BYU	11 5	171 H	Sacramento St.	23 1	
17 A	UL Lafayette	3 10	40 N	Sam Houston St.	7 3	61 H	St. Mary's (CA)	11 5	171 H	Sacramento St.	8 4	
17 A	UL Lafayette	6 3	42 H	Cal St. Fullerton	2 0	68 A	California	7 6	173 A	Hawaii	6 1	
18 N	UC Santa Barbara	3 0	46 H	Oregon St.	6 5	68 A	California	3 0	173 A	Hawaii	5 3	
21 N	Oklahoma St.	9 3	46 H	Oregon St.	6 1	68 A	California	8 5	173 A	Hawaii	11 2	
21 N	Oklahoma St.	5 1	46 H	Oregon St.	4 1	74 H	Stanford	4 1	176 H	Washington St.	7 3	
21 N	Oklahoma St.	0 1				74 H	Stanford	5 6	176 H	Washington St.	2 6	
24 A	Rice	3 4				74 H	Stanford	4 1	176 H	Washington St.	8 0	
24 A	Rice	6 2				77 A	Lamar	5 13	189 A	San Diego St.	7 3	
24 A	Rice	8 1				79 A	Southern California	2 5	216 H	Abilene Christian	12 1	
						79 A	Southern California	5 8	216 H	Abilene Christian	8 3	
						79 A	Southern California	8 5	253 H	CSU Bakersfield	4 1	
						80 A	Oregon	2 4				
						80 A	Oregon	5 4				
LAST 15 GAMES												
5 N	Coastal Caro.	3 4										
5 N	Coastal Caro.	4 5										
5 N	Coastal Caro.	3 0										
21 N	Oklahoma St.	5 1										
21 N	Oklahoma St.	9 3										

Non-Div. I Games:

Arizona

[illegible]

Average RPI Win: 119		WON-LOST	WINNING	LAST 15	STRENGTH OF	OPP. STRENGTH	TEAM	ADJ	CONF.	ADJ CONF.							
Average RPI Loss: 29		RECORD	PCT. RANK	GAMES	SCHEDULE	OF SCHEDULE	RPI	RPI	RPI	RPI							
DIV. I ONLY		46-18-0	.71875	11	9-6-0	22	17	13	.59031	13	2	2					
DIV. I NON-CONF.		26-7-0	.78788	14	5-3-0	94	68	24	.57155	24	2	2					
<hr/>																	
TOTALS		RPI 1-25		RPI 26-50		W-L RECORDS		RPI 51-100		RPI 101-150		RPI 150+					
46-18-0		8-12-0		4-2-0		OVERALL		7-3-0		12-1-0		15-0-0					
34-7-0		4-5-0		3-0-0		HOME		3-1-0		11-1-0		13-0-0					
12-7-0		4-3-0		1-2-0		AWAY		4-2-0		1-0-0		2-0-0					
0-4-0		0-4-0		0-0-0		NEUTRAL		0-0-0		0-0-0		0-0-0					
26-7-0		2-5-0		3-0-0		NON-CONFERENCE		0-1-0		6-1-0		15-0-0					
23-4-0		2-2-0		3-0-0		HOME		0-1-0		5-1-0		13-0-0					
3-1-0		0-1-0		0-0-		AWAY		0-0-0		1-0-0		2-0-0					
0-2-0		0-2-0		0-0-0		NEUTRAL		0-0-0		0-0-0		0-0-0					
20-11-0		6-7-0		1-2-0		CONFERENCE		7-2-0		6-0-0		0-0-0					
11-3-0		2-3-0		0-0-0		HOME		3-0-0		6-0-0		0-0-0					
9-6-0		4-2-0		1-2-0		AWAY		4-2-0		0-0-0		0-0-0					
0-2-0		0-2-0		0-0-0		NEUTRAL		0-0-0		0-0-0		0-0-0					
RPI	S	Opponent		Score		RPI	S	Opponent		Score		RPI	S	Opponent		Score	
1	H	Florida		4	5	29	H	Duke		4	2	62	H	Col. of Charleston		5	6
1	H	Florida		2	1	30	H	UNCW		10	1	65	A	Alabama		4	2
4	H	Texas A&M		2	5	30	H	UNCW		10	5	65	A	Alabama		6	4
4	H	Texas A&M		0	3	45	A	Georgia		4	13	65	A	Alabama		9	7
4	H	Texas A&M		10	7	45	A	Georgia		3	1	70	A	Kentucky		10	5
4	N	Texas A&M		1	4	45	A	Georgia		3	5	70	A	Kentucky		4	5
5	H	Coastal Caro.		4	2							70	A	Kentucky		0	6
7	A	Clemson		1	4							88	H	Tennessee		7	6
7	H	Clemson		8	1							88	H	Tennessee		7	4
7	N	Clemson		0	5							88	H	Tennessee		4	3
9	A	Ole Miss		9	5												
9	A	Ole Miss		5	1												
9	A	Ole Miss		4	0												
9	N	Ole Miss		4	10												
16	A	Vanderbilt		6	10												
16	A	Vanderbilt		3	6												
16	A	Vanderbilt		4	0												
19	N	North Carolina		0	15												
21	H	Oklahoma St.		1	3												
21	H	Oklahoma St.		1	5												
LAST 15 GAMES																	
						21	H	Oklahoma St.		1	3	4	N	Texas A&M		1	4
						21	H	Oklahoma St.		1	5	9	N	Ole Miss		4	10
						30	H	UNCW		10	5	65	A	Alabama		9	7
						30	H	UNCW		10	1						
						101	H	Rhode Island		23	2						

Non-Div. I Games:

South Carolina

29	H	Duke	4	2
101	H	Rhode Island	4	5

RPI	S	Opponent	Score	
260	H	The Citadel	16	4

South Carolina

S
o
u
t
h
C
a
r
o
l
i
n
a

S
o
u
t
h
C
a
r
o
l
i
n
a

Average RPI Win:		93	WON-LOST RECORD		WINNING PCT. RANK	LAST 15 GAMES	STRENGTH OF SCHEDULE		OPP. STRENGTH OF SCHEDULE	TEAM RPI	ADJ RPI	CONF. RPI	ADJ CONF. RPI										
Average RPI Loss:		69																					
DIV. I ONLY			47-20-0		.70149	13	8-7-0		18	27	14	.58864	14	3	3								
DIV. I NON-CONF.			27-12-0		.69231	40	6-3-0		16	26	13	.58778	13	3	3								
TOTALS		RPI 1-25		RPI 26-50		W-L RECORDS		RPI 51-100		RPI 101-150		RPI 150+											
47-20-0		9-5-0		9-4-0		OVERALL		8-4-0		12-7-0		9-0-0											
25-9-0		1-1-0		7-3-0		HOME		5-1-0		8-4-0		4-0-0											
17-6-0		6-2-0		2-1-0		AWAY		2-1-0		3-2-0		4-0-0											
5-5-0		2-2-0		0-0-0		NEUTRAL		1-2-0		1-1-0		1-0-0											
27-12-0		4-3-0		9-4-0		NON-CONFERENCE		3-1-0		5-4-0		6-0-0											
16-6-0		1-1-0		7-3-0		HOME		0-0-0		4-2-0		4-0-0											
7-4-0		1-1-0		2-0-		AWAY		2-1-0		1-1-0		1-0-0											
4-2-0		2-1-0		0-0-0		NEUTRAL		1-0-0		0-1-0		1-0-0											
20-8-0		5-2-0		0-0-0		CONFERENCE		5-3-0		7-3-0		3-0-0											
9-3-0		0-0-0		0-0-0		HOME		5-1-0		4-2-0		0-0-0											
10-2-0		5-1-0		0-0-0		AWAY		0-0-0		2-1-0		3-0-0											
1-3-0		0-1-0		0-0-0		NEUTRAL		0-2-0		1-0-0		0-0-0											
RPI	S	Opponent		Score		RPI	S	Opponent		Score		RPI	S	Opponent		Score							
1	N	Florida		3	2	27	H	East Carolina		3	1	54	H	West Virginia		2	1						
5	N	Coastal Caro.		5	7	27	H	East Carolina		6	8	54	H	West Virginia		7	8						
6	A	TCU		7	3	27	H	East Carolina		11	0	54	H	West Virginia		4	2						
6	A	TCU		3	1	40	A	Sam Houston St.		11	6	54	N	West Virginia		4	9						
6	A	TCU		6	13	40	H	Sam Houston St.		8	6	57	N	Houston		3	2						
6	N	TCU		3	5	40	H	Sam Houston St.		20	3	67	H	Oklahoma		13	7						
11	A	Florida St.		1	10	42	H	Cal St. Fullerton		1	4	67	H	Oklahoma		5	0						
11	A	Florida St.		8	4	42	H	Cal St. Fullerton		6	5	67	H	Oklahoma		6	1						
17	N	UL Lafayette		5	3	42	H	Cal St. Fullerton		3	7	67	N	Oklahoma		4	17						
21	A	Oklahoma St.		5	1	47	A	New Mexico		7	4	68	A	California		11	8						
21	A	Oklahoma St.		15	5	47	A	New Mexico		5	6	68	A	California		2	9						
21	A	Oklahoma St.		8	2	47	H	New Mexico		4	3	99	A	UT Arlington		6	4						
25	H	Dallas Baptist		5	3	47	H	New Mexico		14	10												
25	H	Dallas Baptist		6	10																		
LAST 15 GAMES																							
5	N	Coastal Caro.		5	7													25	H	Dallas Baptist		6	10
1	N	Florida		3	2													47	H	New Mexico		4	3
6	N	TCU		3	5													174	H	Fairfield		12	1
27	H	East Carolina		11	0																		
27	H	East Carolina		3	1																		

27	H	East Carolina	6	8
25	H	Dallas Baptist	5	3

RPI	S	Opponent	Score	
216	N	Abilene Christian	5	4

T
e
x
a
s
T
e
c
h

T
e
x
a
s
T
e
c
h

Texas Tech

Average RPI Win:		106	WON-LOST RECORD		WINNING PCT. RANK		LAST 15 GAMES		STRENGTH OF SCHEDULE		OPP. STRENGTH OF SCHEDULE		TEAM RPI		ADJ RPI		CONF. RPI		ADJ CONF. RPI	
Average RPI Loss:		35																		
DIV. I ONLY			44-18-1		.70635		12		11-4-0		19		7		15		.58745		15	
DIV. I NON-CONF.			21-7-1		.74138		23		4-2-0		140		83		61		.54498		61	
TOTALS			RPI 1-25		RPI 26-50		W-L RECORDS		RPI 51-100		RPI 101-150		RPI 150+							
44-18-1			10-11-0		5-3-0		OVERALL		9-3-1		10-0-0		10-1-0							
27-11-0			2-6-0		5-3-0		HOME		4-1-0		6-0-0		10-1-0							
13-5-0			6-3-0		0-0-0		AWAY		4-2-0		3-0-0		0-0-0							
4-2-1			2-2-0		0-0-0		NEUTRAL		1-0-1		1-0-0		0-0-0							
21-7-1			1-2-0		3-2-0		NON-CONFERENCE		6-2-1		1-0-0		10-1-0							
17-6-0			0-2-0		3-2-0		HOME		4-1-0		0-0-0		10-1-0							
2-1-0			0-0-0		0-0-		AWAY		2-1-0		0-0-0		0-0-0							
2-0-1			1-0-0		0-0-0		NEUTRAL		0-0-1		1-0-0		0-0-0							
23-11-0			9-9-0		2-1-0		CONFERENCE		3-1-0		9-0-0		0-0-0							
10-5-0			2-4-0		2-1-0		HOME		0-0-0		6-0-0		0-0-0							
11-4-0			6-3-0		0-0-0		AWAY		2-1-0		3-0-0		0-0-0							
2-2-0			1-2-0		0-0-0		NEUTRAL		1-0-0		0-0-0		0-0-0							
RPI	S	Opponent	Score		RPI	S	Opponent	Score		RPI	S	Opponent	Score		RPI	S	Opponent	Score		
1	A	Florida	10	4	31	H	Louisiana Tech	4	0	58	H	Southeast Mo. St.	9	5	124	H	Arkansas	7	0	
1	A	Florida	2	8	34	H	Fla. Atlantic	0	4	59	H	Oral Roberts	1	3	124	H	Arkansas	9	4	
1	A	Florida	2	1	34	H	Fla. Atlantic	6	10	65	A	Alabama	12	5	124	H	Arkansas	5	1	
1	N	Florida	2	12	42	H	Cal St. Fullerton	4	1	65	A	Alabama	3	4	131	H	Missouri	3	1	
4	H	Texas A&M	6	10	43	H	South Ala.	7	3	65	A	Alabama	2	1	131	H	Missouri	8	2	
4	H	Texas A&M	3	10	45	H	Georgia	8	11	65	N	Alabama	4	1	131	H	Missouri	4	3	
4	H	Texas A&M	5	10	45	H	Georgia	3	1	67	N	Oklahoma	5	5	148	A	Auburn	4	0	
9	H	Ole Miss	5	8	45	H	Georgia	9	2	79	A	Southern California	8	7	148	A	Auburn	10	3	
9	H	Ole Miss	3	1						80	H	Oregon	5	2	148	A	Auburn	16	6	
9	H	Ole Miss	6	2						80	H	Oregon	9	3	149	N	La.-Monroe	1	0	
9	N	Ole Miss	2	0						80	H	Oregon	10	4	184	H	Nicholls St.	5	0	
10	A	LSU	8	11						93	A	Troy	7	3	184	H	Nicholls St.	8	0	
10	A	LSU	12	8						100	A	UCLA	1	2	207	H	Memphis	11	1	
10	A	LSU	2	1											215	H	Eastern Ky.	12	16	
10	N	LSU	2	6											221	H	UMass Lowell	4	2	
12	H	Arizona	0	1											221	H	UMass Lowell	4	2	
12	H	Arizona	5	6											230	H	South Dakota St.	15	5	
16	A	Vanderbilt	5	4											230	H	South Dakota St.	17	4	
16	A	Vanderbilt	2	1											266	H	UT Martin	14	0	
16	A	Vanderbilt	6	12											293	H	Alcorn	14	0	
20	N	Southern Miss.	13	5											300	H	Mississippi Val.	16	1	
					LAST 15 GAMES															
					12 H Arizona					5	6	65 N Alabama					4	1		
					12 H Arizona					0	1	124 H Arkansas					9	4		
					42 H Cal St. Fullerton					4	1	124 H Arkansas					5	1		
					31 H Louisiana Tech					4	0									
					58 H Southeast Mo. St.					9	5									

Non-Div. I Games:

Mississippi St.

1 N Florida	2	12
10 N LSU	2	6

M
i
s
s
i
s
s
i
p
p
i
s
t
.

M
i
s
s
i
s
s
i
p
p
i
s
t
.

Average RPI Win: 113		WON-LOST RECORD		WINNING PCT. RANK		LAST 15 GAMES		STRENGTH OF SCHEDULE		OPP. STRENGTH OF SCHEDULE		TEAM RPI		ADJ RPI		CONF. RPI		ADJ CONF. RPI	
DIV. I ONLY		43-19-0		.69355 15		7-8-0		23		9		16		.58636 16		2		2	
DIV. I NON-CONF.		23-5-0		.82143 6		1-3-0		166		89		28		.56769 28		2		2	
TOTALS		RPI 1-25		RPI 26-50		W-L RECORDS		RPI 51-100		RPI 101-150		RPI 150+							
43-19-0		7-12-0		3-0-0		OVERALL		8-6-0		14-0-0		11-1-0							
31-7-0		3-4-0		3-0-0		HOME		5-3-0		10-0-0		10-0-0							
9-10-0		3-6-0		0-0-0		AWAY		3-3-0		3-0-0		0-1-0							
3-2-0		1-2-0		0-0-0		NEUTRAL		0-0-0		1-0-0		1-0-0							
23-5-0		0-1-0		0-0-0		NON-CONFERENCE		5-3-0		7-0-0		11-1-0							
20-3-0		0-1-0		0-0-0		HOME		3-2-0		7-0-0		10-0-0							
2-2-0		0-0-0		0-0-0		AWAY		2-1-0		0-0-0		0-1-0							
1-0-0		0-0-0		0-0-0		NEUTRAL		0-0-0		0-0-0		1-0-0							
20-14-0		7-11-0		3-0-0		CONFERENCE		3-3-0		7-0-0		0-0-0							
11-4-0		3-3-0		3-0-0		HOME		2-1-0		3-0-0		0-0-0							
7-8-0		3-6-0		0-0-0		AWAY		1-2-0		3-0-0		0-0-0							
2-2-0		1-2-0		0-0-0		NEUTRAL		0-0-0		1-0-0		0-0-0							
RPI	S	Opponent		Score		RPI	S	Opponent		Score		RPI	S	Opponent		Score			
1	A	Florida		2 4		45	H	Georgia		15 3		52	H	Washington		8 9			
1	A	Florida		5 0		45	H	Georgia		10 3		70	H	Kentucky		3 0			
1	A	Florida		6 10		45	H	Georgia		10 3		70	H	Kentucky		0 3			
2	H	Louisville		5 8								70	H	Kentucky		3 2			
4	A	Texas A&M		6 1								72	H	Xavier		14 3			
4	A	Texas A&M		0 1								72	H	Xavier		5 2			
4	A	Texas A&M		0 3								72	H	Xavier		1 15			
4	N	Texas A&M		6 5								72	H	Xavier		7 0			
4	N	Texas A&M		3 13								74	A	Stanford		4 1			
9	N	Ole Miss		9 12								74	A	Stanford		1 4			
10	A	LSU		9 7								74	A	Stanford		5 2			
10	A	LSU		4 13								88	A	Tennessee		3 5			
10	A	LSU		2 3								88	A	Tennessee		1 2			
13	H	South Carolina		0 4								88	A	Tennessee		6 0			
13	H	South Carolina		10 6										165 A Middle Tenn.		4 7			
13	H	South Carolina		6 3										165 H Middle Tenn.		7 4			
15	H	Mississippi St.		4 5										190 N Belmont		8 2			
15	H	Mississippi St.		1 2										192 H Ill.-Chicago		20 8			
15	H	Mississippi St.		12 6										192 H Ill.-Chicago		6 5			
														192 H Ill.-Chicago		9 0			
														193 H Lipscomb		4 3			
														202 H Radford		12 0			
														202 H Radford		13 4			
														210 H Northern Ill.		9 2			
														266 H UT Martin		11 6			
														272 H Eastern Ill.		9 1			
														</					

Non-Div. I Games:

Vanderbilt

131 N Missouri	7	0
148 H Auburn	4	3

V
a
n
d
e
r
b
i
l
l
t

V
a
n
d
e
r
b
i
l
l
t

Average RPI Win:		114	WON-LOST		WINNING		LAST 15		STRENGTH OF		OPP. STRENGTH		TEAM		ADJ		CONF.		ADJ CONF.					
Average RPI Loss:		70	RECORD		PCT. RANK		GAMES		SCHEDULE		OF SCHEDULE		RPI		RPI		RPI		RPI					
DIV. I ONLY			43-21-0		.67188		30		12-3-0		21		68		17		.58114		17		10		10	
DIV. I NON-CONF.			18-12-0		.6		85		3-2-0		2		28		12		.58958		12		9		9	
TOTALS		RPI 1-25		RPI 26-50		W-L RECORDS		RPI 51-100		RPI 101-150		RPI 150+												
43-21-0		2-6-0		8-5-0		OVERALL		11-4-0		9-4-0		13-2-0												
24-7-0		1-2-0		5-1-0		HOME		2-0-0		5-2-0		11-2-0												
14-11-0		0-1-0		3-4-0		AWAY		8-4-0		2-2-0		1-0-0												
5-3-0		1-3-0		0-0-0		NEUTRAL		1-0-0		2-0-0		1-0-0												
18-12-0		2-6-0		6-4-0		NON-CONFERENCE		4-1-0		1-1-0		5-0-0												
13-3-0		1-2-0		5-1-0		HOME		2-0-0		1-0-0		4-0-0												
4-6-0		0-1-0		1-0-		AWAY		2-1-0		0-1-0		1-0-0												
1-3-0		1-3-0		0-0-0		NEUTRAL		0-0-0		0-0-0		0-0-0												
25-9-0		0-0-0		2-1-0		CONFERENCE		7-3-0		8-3-0		8-2-0												
11-4-0		0-0-0		0-0-0		HOME		0-0-0		4-2-0		7-2-0												
10-5-0		0-0-0		2-1-0		AWAY		6-3-0		2-1-0		0-0-0												
4-0-0		0-0-0		0-0-0		NEUTRAL		1-0-0		2-0-0		1-0-0												
RPI	S	Opponent		Score		RPI	S	Opponent		Score		RPI	S	Opponent		Score		RPI	S	Opponent		Score		
6	N	TCU		1	7	31	A	Louisiana Tech		2	6	51	A	Northwestern St.		10	1	102	A	McNeese St.		2	7	
10	N	LSU		5	8	31	H	Louisiana Tech		3	6	51	H	Northwestern St.		4	0	108	H	Princeton		5	3	
12	H	Arizona		1	3	32	A	Tulane		3	5	57	A	Houston		2	3	119	A	Arkansas St.		6	1	
12	H	Arizona		10	3	32	H	Tulane		9	2	81	A	Ga. Southern		13	9	119	A	Arkansas St.		5	2	
12	H	Arizona		3	6	40	H	Sam Houston St.		6	2	81	A	Ga. Southern		2	3	119	A	Arkansas St.		6	7	
14	N	Texas Tech		3	5	40	H	Sam Houston St.		2	1	81	A	Ga. Southern		6	2	119	N	Arkansas St.		17	10	
20	A	Southern Miss.		2	7	40	H	Sam Houston St.		13	3	81	N	Ga. Southern		5	0	119	N	Arkansas St.		7	4	
24	N	Rice		4	2	43	A	South Ala.		5	4	86	A	New Orleans		17	3	132	H	Little Rock		1	7	
						43	A	South Ala.		6	3	86	H	New Orleans		7	4	132	H	Little Rock		5	10	
						43	A	South Ala.		2	3	93	A	Troy		1	4	132	H	Little Rock		15	4	
						44	A	Southeastern La.		5	16	93	A	Troy		4	2	149	H	La.-Monroe		6	2	
						44	A	Southeastern La.		5	4	93	A	Troy		8	3	149	H	La.-Monroe		6	5	
						44	H	Southeastern La.		4	1	99	A	UT Arlington		1	4	149	H	La.-Monroe		8	2	
												99	A	UT Arlington		6	4	151	H	Texas St.		1	0	
												99	A	UT Arlington		19	6	151	H	Texas St.		1	2	
																		151	H	Texas St.		5	1	
																		151	N	Texas St.		4	2	
																		160	H	Sacred Heart		4	0	
																		160	H	Sacred Heart		8	0	
																		160	H	Sacred Heart		9	3	
																		184	A	Nicholls St.		5	4	
																		184	H	Nicholls St.		4	3	
																		228	H	Georgia St.		4	1	
																		228	H	Georgia St.		7	3	
																		228	H	Georgia St.		4	2	
																		241	H	Appalachian St.		1	6	
																		241	H	Appalachian St.		7	0	
LAST 15 GAMES																								
						12	H	Arizona		1	3	119	N	Arkansas St.		7	4	228	H	Georgia St.		4	1	
						12	H	Arizona		3	6	149	H	La.-Monroe		6	2	228	H	Georgia St.		7	3	
						12	H	Arizona		10	3	149	H	La.-Monroe		6	5	228	H	Georgia St.		4	2	
						108	H	Princeton		5	3							241	H	Appalachian St.		1	6	
						81	N	Ga. Southern		5	0							241	H	Appalachian St.		7	0	

Non-Div. I Games:

UL Lafayette

119 N Arkansas St.	17	10
151 N Texas St.	4	2

RPI	S	Opponent	Score	
241	H	Appalachian St.	4	1

UL Lafayette

U
L
L
a
f
a
y
e
t
t
e

U
L
L
a
f
a
y
e
t
t
e

Average RPI Win:	94	WON-LOST RECORD	WINNING PCT. RANK	LAST 15 GAMES	STRENGTH OF SCHEDULE	OPP. STRENGTH OF SCHEDULE	TEAM RPI	ADJ RPI	CONF. RPI	ADJ CONF. RPI		
DIV. I ONLY		43-20-1	.67969	24	10-5-0	32	61	18	.578	18	8	8
DIV. I NON-CONF.		30-9-1	.7625	18	7-2-0	21	12	5	.60915	5	11	12
<hr/>												
TOTALS	RPI 1-25	RPI 26-50		W-L RECORDS		RPI 51-100		RPI 101-150		RPI 150+		
43-20-1	3-2-0	8-3-0		OVERALL		16-6-1		10-4-0		6-5-0		
24-6-0	0-0-0	5-2-0		HOME		8-1-0		7-0-0		4-3-0		
12-12-1	2-0-0	2-1-0		AWAY		4-5-1		2-4-0		2-2-0		
7-2-0	1-2-0	1-0-0		NEUTRAL		4-0-0		1-0-0		0-0-0		
30-9-1	3-2-0	5-0-0		NON-CONFERENCE		16-6-1		5-0-0		1-1-0		
16-2-0	0-0-0	4-0-0		HOME		8-1-0		4-0-0		0-1-0		
7-5-1	2-0-0	0-0-		AWAY		4-5-1		0-0-0		1-0-0		
7-2-0	1-2-0	1-0-0		NEUTRAL		4-0-0		1-0-0		0-0-0		
13-11-0	0-0-0	3-3-0		CONFERENCE		0-0-0		5-4-0		5-4-0		
8-4-0	0-0-0	1-2-0		HOME		0-0-0		3-0-0		4-2-0		
5-7-0	0-0-0	2-1-0		AWAY		0-0-0		2-4-0		1-2-0		
0-0-0	0-0-0	0-0-0		NEUTRAL		0-0-0		0-0-0		0-0-0		
RPI	S	Opponent	Score	RPI	S	Opponent	Score	RPI	S	Opponent	Score	
2	A	Louisville	4 2	33	H	Gonzaga	6 5	52	N	Washington	3 2	
2	A	Louisville	4 3	35	N	Bryant	16 2	61	A	St. Mary's (CA)	4 3	
3	N	Miami (FL)	5 3	41	A	Long Beach St.	3 1	61	H	St. Mary's (CA)	4 7	
12	N	Arizona	0 3	41	A	Long Beach St.	0 2	62	A	Col. of Charleston	6 6	
21	N	Oklahoma St.	0 1	41	A	Long Beach St.	4 3	62	A	Col. of Charleston	3 10	
				42	H	Cal St. Fullerton	3 6	62	A	Col. of Charleston	7 4	
				42	H	Cal St. Fullerton	3 2	66	H	Hartford	2 1	
				42	H	Cal St. Fullerton	2 18	66	H	Hartford	7 6	
				48	H	UConn	5 3	66	H	Hartford	7 4	
				48	H	UConn	6 2	70	N	Kentucky	11 4	
				48	H	UConn	9 6	72	N	Xavier	5 4	
								72	N	Xavier	14 5	
								79	A	Southern California	5 9	
								79	H	Southern California	5 2	
								79	H	Southern California	10 1	
								80	A	Oregon	1 0	
								80	A	Oregon	1 3	
								80	A	Oregon	1 13	
								87	H	Nevada	5 4	
								91	A	Pepperdine	2 6	

Non-Div. I Games:

UC Santa Barbara

		RPI	S	Opponent	Score
72	N	Xavier	14	5	
72	N	Xavier	5	4	

		RPI	S	Opponent	Score
91	H	Pepperdine	4	3	
100	A	UCLA	4	3	
100	H	UCLA	11	6	

52	N	Washington	3	2	
152	H	UC Riverside	0	6	
152	H	UC Riverside	2	1	

Average RPI Win: 88		WON-LOST	WINNING	LAST 15	STRENGTH OF		OPP. STRENGTH	TEAM	ADJ		CONF.	ADJ CONF.
Average RPI Loss: 48		RECORD	PCT. RANK	GAMES	SCHEDULE		OF SCHEDULE	RPI	RPI		RPI	RPI
DIV. I ONLY		34-21-0	.61818	61	8-7-0		8	10	19		.57756	19
DIV. I NON-CONF.		21-4-0	.84	3	4-1-0		15	67	3		.62174	3
TOTALS		RPI 1-25	RPI 26-50		W-L RECORDS		RPI 51-100		RPI 101-150		RPI 150+	
34-21-0		8-12-0	6-4-0		OVERALL		9-3-0		1-0-0		10-2-0	
25-9-0		5-5-0	2-0-0		HOME		7-2-0		1-0-0		10-2-0	
8-12-0		2-7-0	4-4-0		AWAY		2-1-0		0-0-0		0-0-0	
1-0-0		1-0-0	0-0-0		NEUTRAL		0-0-0		0-0-0		0-0-0	
21-4-0		4-1-0	3-1-0		NON-CONFERENCE		5-1-0		1-0-0		8-1-0	
17-2-0		3-1-0	2-0-0		HOME		3-0-0		1-0-0		8-1-0	
3-2-0		0-0-0	1-0-		AWAY		2-1-0		0-0-0		0-0-0	
1-0-0		1-0-0	0-0-0		NEUTRAL		0-0-0		0-0-0		0-0-0	
13-17-0		4-11-0	3-3-0		CONFERENCE		4-2-0		0-0-0		2-1-0	
8-7-0		2-4-0	0-0-0		HOME		4-2-0		0-0-0		2-1-0	
5-10-0		2-7-0	3-3-0		AWAY		0-0-0		0-0-0		0-0-0	
0-0-0		0-0-0	0-0-0		NEUTRAL		0-0-0		0-0-0		0-0-0	
RPI S	Opponent	Score	RPI S	Opponent	Score	RPI S	Opponent	Score	RPI S	Opponent	Score	
2 H	Louisville	0 6	27 A	East Carolina	17 4	75 H	VCU	11 0	106 H	High Point	8 1	
2 H	Louisville	3 2	27 H	East Carolina	9 1	85 H	Pittsburgh	0 5	153 H	Gardner-Webb	11 5	
2 H	Louisville	6 10	28 A	Wake Forest	1 6	85 H	Pittsburgh	4 0	159 H	Campbell	9 4	
3 A	Miami (FL)	4 7	28 A	Wake Forest	2 3	85 H	Pittsburgh	14 2	167 H	Davidson	10 2	
3 A	Miami (FL)	4 10	28 A	Wake Forest	4 5	89 H	William & Mary	17 2	170 H	Winthrop	11 6	
3 A	Miami (FL)	3 7	29 A	Duke	11 2	96 H	Notre Dame	1 3	174 H	Fairfield	10 2	
5 H	Coastal Caro.	3 6	29 A	Duke	8 2	96 H	Notre Dame	8 1	174 H	Fairfield	4 3	
8 A	North Carolina St.	1 10	29 A	Duke	12 2	96 H	Notre Dame	3 0	174 H	Fairfield	11 0	
8 A	North Carolina St.	4 6	30 A	UNCW	2 6	97 H	Western Caro.	10 2	200 H	Virginia Tech	6 0	
8 A	North Carolina St.	16 4	30 H	UNCW	10 9	100 A	UCLA	4 0	200 H	Virginia Tech	4 1	
13 N	South Carolina	15 0				100 A	UCLA	14 5	200 H	Virginia Tech	3 4	
21 H	Oklahoma St.	4 3				100 A	UCLA	5 6	206 H	Elon	11 6	
21 H	Oklahoma St.	7 6							285 H	UNC Asheville	2 3	
21 H	Oklahoma St.	2 1										
22 H	Georgia Tech	8 0										
22 H	Georgia Tech	0 6										
22 H	Georgia Tech	2 3										
23 A	Virginia	9 15										
23 A	Virginia	8 1										
23 A	Virginia	4 7										
LAST 15 GAMES												
	8 A North Carolina St.	1 10		27 H East Carolina	9 1							
	8 A North Carolina St.	16 4		2 H Louisville	6 10							
	8 A North Carolina St.	4 6		2 H Louisville	3 2							
	96 H Notre Dame	8 1										
	96 H Notre Dame	1 3										

Non-Div. I Games:

North Carolina

96	H	Notre Dame	3	0
30	A	UNCW	2	6

N
o
r
t
h
C
a
r
o
l
i
n
a

N
o
r
t
h
C
a
r
o
l
i
n
a

Average RPI Win:		107	WON-LOST RECORD		WINNING PCT. RANK		LAST 15 GAMES		STRENGTH OF SCHEDULE		OPP. STRENGTH OF SCHEDULE		TEAM RPI		ADJ RPI		CONF. RPI		ADJ CONF. RPI								
DIV. I ONLY			41-20-0		.67213		29		9-6-0		33		33		20		.57747		20		5		5				
DIV. I NON-CONF.			17-10-0		.62963		71		1-2-0		12		22		22		.57279		22		5		5				
TOTALS		RPI 1-25		RPI 26-50				W-L RECORDS				RPI 51-100				RPI 101-150				RPI 150+							
41-20-0		5-4-0		5-9-0				OVERALL				12-4-0				6-1-0				13-2-0							
24-4-0		3-1-0		2-2-0				HOME				5-0-0				5-1-0				9-0-0							
9-11-0		1-1-0		2-4-0				AWAY				2-4-0				0-0-0				4-2-0							
8-5-0		1-2-0		1-3-0				NEUTRAL				5-0-0				1-0-0				0-0-0							
17-10-0		2-3-0		2-6-0				NON-CONFERENCE				7-0-0				3-1-0				3-0-0							
11-2-0		1-0-0		0-1-0				HOME				5-0-0				2-1-0				3-0-0							
2-3-0		1-1-0		1-0-				AWAY				0-0-0				0-0-0				0-0-0							
4-5-0		0-2-0		1-3-0				NEUTRAL				2-0-0				1-0-0				0-0-0							
24-10-0		3-1-0		3-3-0				CONFERENCE				5-4-0				3-0-0				10-2-0							
13-2-0		2-1-0		2-1-0				HOME				0-0-0				3-0-0				6-0-0							
7-8-0		0-0-0		1-2-0				AWAY				2-4-0				0-0-0				4-2-0							
4-0-0		1-0-0		0-0-0				NEUTRAL				3-0-0				0-0-0				0-0-0							
RPI	S	Opponent			Score		RPI	S	Opponent			Score		RPI	S	Opponent			Score		RPI	S	Opponent			Score	
9	A	Ole Miss			5 1		31	H	Louisiana Tech			2 0		51	H	Northwestern St.			8 5		127	H	Samford			8 2	
9	N	Ole Miss			2 6		31	H	Louisiana Tech			7 3		51	H	Northwestern St.			8 6		127	H	Samford			8 10	
11	A	Florida St.			2 7		31	H	Louisiana Tech			5 7		51	H	Northwestern St.			15 5		127	H	Samford			6 3	
15	N	Mississippi St.			5 13		32	A	Tulane			0 12		64	A	Marshall			14 4		133	H	Western Ky.			13 4	
17	H	UL Lafayette			7 2		32	N	Tulane			7 12		64	A	Marshall			3 2		133	H	Western Ky.			12 5	
24	H	Rice			2 1		34	A	Fla. Atlantic			5 9		64	A	Marshall			8 10		133	H	Western Ky.			3 0	
24	H	Rice			2 1		34	A	Fla. Atlantic			4 3		64	N	Marshall			9 3		148	N	Auburn			3 1	
24	H	Rice			3 4		34	A	Fla. Atlantic			4 9		64	N	Marshall			3 2		155	A	UAB			7 8	
24	N	Rice			3 2		43	A	South Ala.			3 9		65	H	Alabama			9 2		155	A	UAB			3 5	
							43	N	South Ala.			14 2		78	N	Michigan St.			2 0		155	A	UAB			11 0	
							43	N	South Ala.			2 4		82	N	Old Dominion			17 5		157	A	Charlotte			9 6	
							43	N	South Ala.			5 7		86	H	New Orleans			7 4		157	A	Charlotte			16 6	
							44	A	Southeastern La.			9 7		93	N	Troy			6 2		157	A	Charlotte			9 1	
							44	H	Southeastern La.			2 4		98	A	FIU			8 13		165	H	Middle Tenn.			9 5	
													98	A	FIU			2 5		165	H	Middle Tenn.			6 4		
													98	A	FIU			5 6		165	H	Middle Tenn.			12 11		
																				187	H	UTSA			13 2		
																				187	H	UTSA			11 2		
																				187	H	UTSA			6 5		
																				272	H	Eastern Ill.			6 1		
																				272	H	Eastern Ill.			18 1		
																				272	H	Eastern Ill.			6 4		
							LAST 15 GAMES																				
							43	N	South Ala.			5 7		98	A	FIU			8 13								
							11	A	Florida St.			2 7		98	A	FIU			2 5								
							43	N	South Ala.			14 2		98	A	FIU			5 6								
							24	N	Rice			3 2															
							64	N	Marshall			3 2															

Non-Div. I Games:

Southern Miss.

64 N Marshall	9	3
82 N Old Dominion	17	5

S
o
u
t
h
e
r
n
M
i
s
s
.

S
o
u
t
h
e
r
n
M
i
s
s
.

Average RPI Win: 112		WON-LOST RECORD		WINNING PCT. RANK		LAST 15 GAMES		STRENGTH OF SCHEDULE		OPP. STRENGTH OF SCHEDULE		TEAM RPI		ADJ RPI		CONF. RPI		ADJ CONF. RPI	
DIV. I ONLY		43-22-0		.66154 33		11-4-0		38		20		21		.57608 21		3		3	
DIV. I NON-CONF.		25-12-0		.67568 50		7-2-0		40		18		19		.57936 19		3		3	
TOTALS		RPI 1-25		RPI 26-50		W-L RECORDS		RPI 51-100		RPI 101-150		RPI 150+							
43-22-0		10-10-0		2-1-0		OVERALL		8-8-0		12-3-0		11-0-0							
18-7-0		3-4-0		2-1-0		HOME		2-2-0		1-0-0		10-0-0							
19-8-0		5-3-0		0-0-0		AWAY		4-4-0		9-1-0		1-0-0							
6-7-0		2-3-0		0-0-0		NEUTRAL		2-2-0		2-2-0		0-0-0							
25-12-0		8-5-0		2-1-0		NON-CONFERENCE		5-4-0		2-2-0		8-0-0							
13-3-0		1-0-0		2-1-0		HOME		2-2-0		1-0-0		7-0-0							
8-6-0		5-3-0		0-0-		AWAY		2-2-0		0-1-0		1-0-0							
4-3-0		2-2-0		0-0-0		NEUTRAL		1-0-0		1-1-0		0-0-0							
18-10-0		2-5-0		0-0-0		CONFERENCE		3-4-0		10-1-0		3-0-0							
5-4-0		2-4-0		0-0-0		HOME		0-0-0		0-0-0		3-0-0							
11-2-0		0-0-0		0-0-0		AWAY		2-2-0		9-0-0		0-0-0							
2-4-0		0-1-0		0-0-0		NEUTRAL		1-2-0		1-1-0		0-0-0							
RPI	S	Opponent		Score		RPI	S	Opponent		Score		RPI	S	Opponent		Score			
6	H	TCU		11 7		39	H	Michigan		6 3		53	N	Nebraska		6 0			
6	H	TCU		6 11		39	H	Michigan		2 4		54	A	West Virginia		8 1			
6	H	TCU		9 0		39	H	Michigan		5 4		54	A	West Virginia		3 4			
6	N	TCU		5 13								54	A	West Virginia		4 5			
7	A	Clemson		9 2								59	A	Oral Roberts		1 3			
7	A	Clemson		12 2								59	H	Oral Roberts		0 4			
12	N	Arizona		3 9								67	A	Oklahoma		4 3			
12	N	Arizona		1 5								67	N	Oklahoma		1 9			
12	N	Arizona		1 0								67	N	Oklahoma		1 3			
13	A	South Carolina		5 1								67	N	Oklahoma		10 9			
13	A	South Carolina		3 1								69	H	Indiana St.		0 2			
14	H	Texas Tech		2 8								69	H	Indiana St.		9 2			
14	H	Texas Tech		1 5								69	H	Indiana St.		1 0			
14	H	Texas Tech		5 15								83	A	Missouri St.		6 5			
18	N	UC Santa Barbara		1 0								99	A	UT Arlington		2 3			
19	A	North Carolina		1 2								99	A	UT Arlington		5 3			
19	A	North Carolina		6 7										183 A Wichita St.		17 0			
19	A	North Carolina		3 4										199 H Kansas		4 3			
25	A	Dallas Baptist		7 6										199 H Kansas		9 2			
25	H	Dallas Baptist		8 7										199 H Kansas		8 1			
														216 H Abilene Christian		16 0			
														216 H Abilene Christian		8 4			
														216 H Abilene Christian		8 2			
														273 H Incarnate Word		7 1			
														273 H Incarnate Word		3 2			
														298 H Prairie View		9 0			
														298 H Prairie View		12 0			

Non-Div. I Games:

Oklahoma St.

13	A	South Carolina	5	1
7	A	Clemson	9	2

O
k
l
a
h
o
m
a
s
t
.

O
k
l
a
h
o
m
a
s
t
.

Average RPI Win:		104	WON-LOST RECORD		WINNING PCT. RANK		LAST 15 GAMES		STRENGTH OF SCHEDULE		OPP. STRENGTH OF SCHEDULE		TEAM RPI		ADJ RPI		CONF. RPI		ADJ CONF. RPI					
DIV. I ONLY			38-25-0		.60317		72		6-9-0		9		4		22		.57269		22		1		1	
DIV. I NON-CONF.			24-6-0		.8		12		3-2-0		55		53		10		.59427		10		1		1	
TOTALS		RPI 1-25		RPI 26-50				W-L RECORDS				RPI 51-100				RPI 101-150				RPI 150+				
38-25-0		10-15-0		5-7-0				OVERALL				8-2-0				1-1-0				14-0-0				
23-11-0		5-4-0		2-5-0				HOME				5-1-0				0-1-0				11-0-0				
11-10-0		5-8-0		0-1-0				AWAY				3-1-0				1-0-0				2-0-0				
4-4-0		0-3-0		3-1-0				NEUTRAL				0-0-0				0-0-0				1-0-0				
24-6-0		3-1-0		2-3-0				NON-CONFERENCE				7-1-0				1-1-0				11-0-0				
16-3-0		3-0-0		0-1-0				HOME				5-1-0				0-1-0				8-0-0				
5-2-0		0-1-0		0-0-				AWAY				2-0-0				1-0-0				2-0-0				
3-1-0		0-0-0		2-1-0				NEUTRAL				0-0-0				0-0-0				1-0-0				
14-19-0		7-14-0		3-4-0				CONFERENCE				1-1-0				0-0-0				3-0-0				
7-8-0		2-4-0		2-4-0				HOME				0-0-0				0-0-0				3-0-0				
6-8-0		5-7-0		0-0-0				AWAY				1-1-0				0-0-0				0-0-0				
1-3-0		0-3-0		1-0-0				NEUTRAL				0-0-0				0-0-0				0-0-0				
RPI	S	Opponent		Score		RPI	S	Opponent		Score		RPI	S	Opponent		Score		RPI	S	Opponent		Score		
1	A	Florida		1	10	26	H	Boston College		6	7	75	H	VCU		9	1	148	A	Auburn		4	1	
3	H	Miami (FL)		6	17	26	H	Boston College		3	8	81	A	Ga. Southern		6	5	148	H	Auburn		3	14	
3	H	Miami (FL)		2	12	26	H	Boston College		6	3	81	H	Ga. Southern		6	1	161	A	Kennesaw St.		13	2	
3	H	Miami (FL)		12	1	26	N	Boston College		6	0	85	A	Pittsburgh		6	13	161	H	Kennesaw St.		4	2	
3	N	Miami (FL)		0	4	29	H	Duke		3	2	85	A	Pittsburgh		6	3	163	N	Bethune-Cookman		12	3	
5	H	Coastal Caro.		9	8	29	H	Duke		13	14	95	A	Mercer		6	5	172	H	UMBC		9	2	
5	H	Coastal Caro.		9	1	29	H	Duke		4	10	95	H	Mercer		8	9	172	H	UMBC		6	1	
5	H	Coastal Caro.		4	2	45	A	Georgia		5	13	97	H	Western Caro.		14	3	172	H	UMBC		4	1	
7	A	Clemson		7	5	45	H	Georgia		1	3	97	H	Western Caro.		5	4	200	H	Virginia Tech		16	8	
7	A	Clemson		7	8	45	N	Georgia		6	3	97	H	Western Caro.		4	3	200	H	Virginia Tech		14	4	
7	A	Clemson		16	1	48	N	UConn		6	7							200	H	Virginia Tech		8	3	
8	H	North Carolina St.		16	7	48	N	UConn		7	5							214	H	Western Mich.		13	0	
8	H	North Carolina St.		6	15													228	A	Georgia St.		11	5	
8	H	North Carolina St.		3	8													228	H	Georgia St.		11	6	
8	N	North Carolina St.		5	7													275	H	Purdue		5	2	
11	A	Florida St.		2	8													288	H	Savannah St.		21	3	
11	A	Florida St.		3	8																			
11	A	Florida St.		9	14																			
11	N	Florida St.		1	6																			
19	A	North Carolina		0	8																			
19	A	North Carolina		6	0																			
19	A	North Carolina		3	2	LAST 15 GAMES																		
23	A	Virginia		5	4	1	A	Florida		1	10	26	N	Boston College		6	0							
23	A	Virginia		3	6	48	N	UConn		7	5	26	H	Boston College		3	8							
23	A	Virginia		4	9	163	N	Bethune-Cookman		12	3	26	H	Boston College		6	7							
						48	N	UConn		6	7													
						8	N	North Carolina St.		5	7													

Non-Div. I Games:

Georgia Tech

11 N Florida St.	1	6
3 N Miami (FL)	0	4

Average RPI Win: 109		WON-LOST	WINNING	LAST 15	STRENGTH OF		OPP. STRENGTH	TEAM	ADJ		CONF.	ADJ CONF.	
Average RPI Loss: 36		RECORD	PCT. RANK	GAMES	SCHEDULE		OF SCHEDULE	RPI	RPI		RPI	RPI	
DIV. I ONLY		38-22-0	.63333	49	10-5-0		16	14	23	.57228	23	1	1
DIV. I NON-CONF.		18-9-0	.66667	51	2-2-0		100	134	85	.53165	85	1	1
TOTALS		RPI 1-25	RPI 26-50		W-L RECORDS		RPI 51-100		RPI 101-150		RPI 150+		
38-22-0		9-9-0	6-8-0		OVERALL		7-4-0		1-0-0		15-1-0		
24-12-0		5-4-0	3-4-0		HOME		2-3-0		0-0-0		14-1-0		
11-8-0		3-4-0	3-3-0		AWAY		4-1-0		1-0-0		0-0-0		
3-2-0		1-1-0	0-1-0		NEUTRAL		1-0-0		0-0-0		1-0-0		
18-9-0		0-1-0	1-3-0		NON-CONFERENCE		4-4-0		1-0-0		12-1-0		
14-7-0		0-0-0	1-3-0		HOME		2-3-0		0-0-0		11-1-0		
2-2-0		0-1-0	0-0-		AWAY		1-1-0		1-0-0		0-0-0		
2-0-0		0-0-0	0-0-0		NEUTRAL		1-0-0		0-0-0		1-0-0		
20-13-0		9-8-0	5-5-0		CONFERENCE		3-0-0		0-0-0		3-0-0		
10-5-0		5-4-0	2-1-0		HOME		0-0-0		0-0-0		3-0-0		
9-6-0		3-3-0	3-3-0		AWAY		3-0-0		0-0-0		0-0-0		
1-2-0		1-1-0	0-1-0		NEUTRAL		0-0-0		0-0-0		0-0-0		
RPI	S	Opponent	Score		RPI	S	Opponent	Score		RPI	S	Opponent	Score
2	A	Louisville	6	3	26	A	Boston College	4	5	71	N	Kent St.	8 6
2	A	Louisville	4	11	26	A	Boston College	2	3	75	A	VCU	5 7
2	A	Louisville	0	15	26	A	Boston College	3	0	75	H	VCU	5 11
2	N	Louisville	7	2	27	H	East Carolina	1	6	82	A	Old Dominion	8 4
3	A	Miami (FL)	7	3	27	H	East Carolina	5	8	82	H	Old Dominion	4 5
3	A	Miami (FL)	2	9	27	H	East Carolina	4	2	85	A	Pittsburgh	5 1
3	A	Miami (FL)	6	5	27	H	East Carolina	6	8	85	A	Pittsburgh	7 6
5	A	Coastal Caro.	4	5	28	H	Wake Forest	8	9	85	A	Pittsburgh	9 1
7	N	Clemson	4	5	28	H	Wake Forest	4	0	89	H	William & Mary	16 8
8	H	North Carolina St.	7	8	28	H	Wake Forest	6	4	89	H	William & Mary	4 5
8	H	North Carolina St.	2	5	28	N	Wake Forest	9	10	89	H	William & Mary	17 4
8	H	North Carolina St.	5	3	29	A	Duke	7	6				
19	H	North Carolina	7	4	29	A	Duke	6	0				
19	H	North Carolina	1	8	29	A	Duke	0	3				
19	H	North Carolina	15	9									
22	H	Georgia Tech	4	5									
22	H	Georgia Tech	9	4									
22	H	Georgia Tech	6	3									
					LAST 15 GAMES								
					89	H	William & Mary	4	5	200	H	Virginia Tech	7 6
					27	H	East Carolina	6	8	200	H	Virginia Tech	8 3
					89	H	William & Mary	17	4	22	H	Georgia Tech	4 5
					2	N	Louisville	7	2				
					28	N	Wake Forest	9	10				

Non-Div. I Games:

Virginia

7 N Clemson	4	5
200 H Virginia Tech	4	1

V
i
r
g
i
n
i
a

V
i
r
g
i
n
i
a

R
i
c
e

Rice

20 N Southern Miss.	2	3
31 N Louisiana Tech	10	13

R
i
c
e

R
i
c
e

Average RPI Win:		126	WON-LOST		WINNING		LAST 15		STRENGTH OF		OPP. STRENGTH		TEAM		ADJ		CONF.		ADJ CONF.				
Average RPI Loss:		87	RECORD		PCT. RANK		GAMES		SCHEDULE		OF SCHEDULE		RPI		RPI		RPI		RPI				
DIV. I ONLY			44-19-0		.69841		14		11-4-0		52		84		25		.57136		25				
DIV. I NON-CONF.			25-14-0		.64103		64		4-2-0		52		38		47		.55488		47				
TOTALS			RPI 1-25		RPI 26-50		W-L RECORDS		RPI 51-100		RPI 101-150		RPI 150+										
44-19-0			2-5-0		4-1-0		OVERALL		12-4-0		14-7-0		12-2-0										
24-9-0			0-2-0		0-0-0		HOME		7-3-0		11-4-0		6-0-0										
14-9-0			2-3-0		3-0-0		AWAY		4-1-0		1-3-0		4-2-0										
6-1-0			0-0-0		1-1-0		NEUTRAL		1-0-0		2-0-0		2-0-0										
25-14-0			2-5-0		4-1-0		NON-CONFERENCE		6-3-0		6-4-0		7-1-0										
17-7-0			0-2-0		0-0-0		HOME		5-2-0		6-3-0		6-0-0										
6-6-0			2-3-0		3-0-		AWAY		1-1-0		0-1-0		0-1-0										
2-1-0			0-0-0		1-1-0		NEUTRAL		0-0-0		0-0-0		1-0-0										
19-5-0			0-0-0		0-0-0		CONFERENCE		6-1-0		8-3-0		5-1-0										
7-2-0			0-0-0		0-0-0		HOME		2-1-0		5-1-0		0-0-0										
8-3-0			0-0-0		0-0-0		AWAY		3-0-0		1-2-0		4-1-0										
4-0-0			0-0-0		0-0-0		NEUTRAL		1-0-0		2-0-0		1-0-0										
RPI	S	Opponent		Score		RPI	S	Opponent		Score		RPI	S	Opponent		Score		RPI	S	Opponent		Score	
6	A	TCU		9	1	47	A	New Mexico		5	2	59	H	Oral Roberts		6	1	109	A	Bradley		4	3
6	H	TCU		0	2	47	A	New Mexico		33	8	59	H	Oral Roberts		7	12	109	A	Bradley		1	2
14	A	Texas Tech		3	5	47	A	New Mexico		12	11	59	H	Oral Roberts		4	7	109	A	Bradley		2	3
14	A	Texas Tech		10	6	47	N	New Mexico		6	12	67	A	Oklahoma		2	12	113	A	Baylor		3	8
21	A	Oklahoma St.		7	8	47	N	New Mexico		5	3	69	A	Indiana St.		10	5	113	H	Baylor		5	3
21	H	Oklahoma St.		6	7							69	A	Indiana St.		7	6	113	H	Baylor		6	19
24	A	Rice		2	6							69	A	Indiana St.		3	2	122	H	Southern Ill.		5	2
												73	H	Iowa		4	1	122	H	Southern Ill.		7	4
												73	H	Iowa		7	3	122	H	Southern Ill.		0	7
												73	H	Iowa		5	1	122	N	Southern Ill.		10	8
												83	H	Missouri St.		3	5	136	H	Evansville		6	5
												83	H	Missouri St.		7	2	136	H	Evansville		12	8
												83	H	Missouri St.		9	5	136	H	Evansville		12	2
												83	N	Missouri St.		4	3	136	N	Evansville		13	6
												99	A	UT Arlington		7	3	138	H	Valparaiso		9	2
												99	H	UT Arlington		13	2	138	H	Valparaiso		1	6
																		138	H	Valparaiso		2	1
																		138	H	Valparaiso		10	4
																		149	H	La.-Monroe		6	1
																		149	H	La.-Monroe		7	3
																		149	H	La.-Monroe		3	6
																		174	N	Fairfield		8	5
																		183	A	Wichita St.		3	4
																		183	A	Wichita St.		7	5
																		183	A	Wichita St.		5	4
																		193	H	Lipscomb		10	3
																		193	H	Lipscomb		6	5

TOTALS		RPI 1-25		RPI 26-50		W-L RECORDS		RPI 51-100		RPI 101-150		RPI 150+											
44-19-0		2-5-0		4-1-0		OVERALL		12-4-0		14-7-0		12-2-0											
24-9-0		0-2-0		0-0-0		HOME		7-3-0		11-4-0		6-0-0											
14-9-0		2-3-0		3-0-0		AWAY		4-1-0		1-3-0		4-2-0											
6-1-0		0-0-0		1-1-0		NEUTRAL		1-0-0		2-0-0		2-0-0											
25-14-0		2-5-0		4-1-0		NON-CONFERENCE		6-3-0		6-4-0		7-1-0											
17-7-0		0-2-0		0-0-0		HOME		5-2-0		6-3-0		6-0-0											
6-6-0		2-3-0		3-0-		AWAY		1-1-0		0-1-0		0-1-0											
2-1-0		0-0-0		1-1-0		NEUTRAL		0-0-0		0-0-0		1-0-0											
19-5-0		0-0-0		0-0-0		CONFERENCE		6-1-0		8-3-0		5-1-0											
7-2-0		0-0-0		0-0-0		HOME		2-1-0		5-1-0		0-0-0											
8-3-0		0-0-0		0-0-0		AWAY		3-0-0		1-2-0		4-1-0											
4-0-0		0-0-0		0-0-0		NEUTRAL		1-0-0		2-0-0		1-0-0											
RPI	S	Opponent		Score		RPI	S	Opponent		Score		RPI	S	Opponent		Score		RPI	S	Opponent		Score	
6	A	TCU		9	1	47	A	New Mexico		5	2	59	H	Oral Roberts		6	1	109	A	Bradley		4	3
6	H	TCU		0	2	47	A	New Mexico		33	8	59	H	Oral Roberts		7	12	109	A	Bradley		1	2
14	A	Texas Tech		3	5	47	A	New Mexico		12	11	59	H	Oral Roberts		4	7	109	A	Bradley		2	3
14	A	Texas Tech		10	6	47	N	New Mexico		6	12	67	A	Oklahoma		2	12	113	A	Baylor		3	8
21	A	Oklahoma St.		7	8	47	N	New Mexico		5	3	69	A	Indiana St.		10	5	113	H	Baylor		5	3
21	H	Oklahoma St.		6	7							69	A	Indiana St.		7	6	113	H	Baylor		6	19
24	A	Rice		2	6							69	A	Indiana St.		3	2	122	H	Southern Ill.		5	2
												73	H	Iowa		4	1	122	H	Southern Ill.		7	4
												73	H	Iowa		7	3	122	H	Southern Ill.		0	7
												73	H	Iowa		5	1	122	N	Southern Ill.		10	8
												83	H	Missouri St.		3	5	136	H	Evansville		6	5
												83	H	Missouri St.		7	2	136	H	Evansville		12	8
												83	H	Missouri St.		9	5	136	H	Evansville		12	2
												83	N	Missouri St.		4	3	136	N	Evansville		13	6
												99	A	UT Arlington		7	3	138	H	Valparaiso		9	2
												99	H	UT Arlington		13	2	138	H	Valparaiso		1	6
																		138	H	Valparaiso		2	1
																		138	H	Valparaiso		10	4
																		149	H	La.-Monroe		6	1
																		149	H	La.-Monroe		7	3
																		149	H	La.-Monroe		3	6
																		174	N	Fairfield		8	5
																		183	A	Wichita St.		3	4
																		183	A	Wichita St.		7	5
																		183	A	Wichita St.		5	4
																		193	H	Lipscomb		10	3
																		193	H	Lipscomb		6	5

Non-Div. I Games:

Dallas Baptist

83 N Missouri St.	4	3
136 N Evansville	13	6

RPI	S	Opponent	Score	
193	H	Lipscomb	9	1
216	A	Abilene Christian	2	3
216	H	Abilene Christian	3	2
219	A	Illinois St.	7	1
219	A	Illinois St.	7	2
219	N	Illinois St.	9	5
273	H	Incarnate Word	17	1
282	H	Texas Southern	15	9

Dallas Baptist

D
a
l
l
a
s
B
a
p
t
i
s
t

D
a
l
l
a
s
B
a
p
t
i
s
t

Average RPI Win:		127	WON-LOST RECORD		WINNING PCT. RANK		LAST 15 GAMES		STRENGTH OF SCHEDULE		OPP. STRENGTH OF SCHEDULE		TEAM RPI		ADJ RPI		CONF. RPI		ADJ CONF. RPI					
DIV. I ONLY			35-22-0		.61404		64		10-5-0		41		43		26		.56472		26		1		1	
DIV. I NON-CONF.			21-4-0		.84		3		5-0-0		207		246		32		.56469		32		1		1	
TOTALS		RPI 1-25			RPI 26-50			W-L RECORDS			RPI 51-100			RPI 101-150			RPI 150+							
35-22-0		9-11-0			5-3-0			OVERALL			3-5-0			1-0-0			17-3-0							
11-7-0		4-3-0			2-3-0			HOME			0-0-0			0-0-0			5-1-0							
10-12-0		5-7-0			0-0-0			AWAY			1-5-0			1-0-0			3-0-0							
14-3-0		0-1-0			3-0-0			NEUTRAL			2-0-0			0-0-0			9-2-0							
21-4-0		0-0-0			3-2-0			NON-CONFERENCE			2-0-0			1-0-0			15-2-0							
3-2-0		0-0-0			0-2-0			HOME			0-0-0			0-0-0			3-0-0							
4-0-0		0-0-0			0-0-			AWAY			0-0-0			1-0-0			3-0-0							
14-2-0		0-0-0			3-0-0			NEUTRAL			2-0-0			0-0-0			9-2-0							
14-18-0		9-11-0			2-1-0			CONFERENCE			1-5-0			0-0-0			2-1-0							
8-5-0		4-3-0			2-1-0			HOME			0-0-0			0-0-0			2-1-0							
6-12-0		5-7-0			0-0-0			AWAY			1-5-0			0-0-0			0-0-0							
0-1-0		0-1-0			0-0-0			NEUTRAL			0-0-0			0-0-0			0-0-0							
RPI	S	Opponent		Score		RPI	S	Opponent		Score		RPI	S	Opponent		Score		RPI	S	Opponent		Score		
2	H	Louisville		6	1	28	H	Wake Forest		6	8	69	N	Indiana St.		5	3	101	A	Rhode Island		2	1	
2	H	Louisville		2	6	28	H	Wake Forest		9	8	85	A	Pittsburgh		0	5	166	A	Northeastern		7	6	
2	H	Louisville		2	1	28	H	Wake Forest		4	3	85	A	Pittsburgh		6	4	166	N	Northeastern		8	2	
3	A	Miami (FL)		7	12	32	N	Tulane		6	3	85	A	Pittsburgh		4	5	197	N	North Dakota St.		2	4	
3	A	Miami (FL)		5	3	32	N	Tulane		7	2	90	N	Utah		4	3	200	H	Virginia Tech		4	1	
3	A	Miami (FL)		4	9	35	H	Bryant		6	18	96	A	Notre Dame		1	4	200	H	Virginia Tech		0	5	
7	A	Clemson		2	3	36	N	Ohio St.		6	2	96	A	Notre Dame		1	4	200	H	Virginia Tech		2	0	
7	A	Clemson		2	6	48	H	UConn		4	9	96	A	Notre Dame		9	11	210	N	Northern Ill.		5	1	
7	A	Clemson		1	6													210	N	Northern Ill.		17	0	
8	A	North Carolina St.		1	0													210	N	Northern Ill.		2	1	
8	A	North Carolina St.		7	0													210	N	Northern Ill.		5	0	
8	A	North Carolina St.		2	3													220	N	Central Mich.		9	3	
11	H	Florida St.		0	3													238	N	Villanova		11	10	
22	A	Georgia Tech		3	6													239	A	Harvard		11	9	
22	A	Georgia Tech		7	6													250	A	Massachusetts		11	5	
22	A	Georgia Tech		8	3													250	H	Massachusetts		2	1	
22	N	Georgia Tech		0	6													255	N	Northwestern		6	3	
23	H	Virginia		3	2													264	H	Niagara		9	3	
23	H	Virginia		0	3													264	H	Niagara		7	2	
23	H	Virginia		5	4													276	N	Butler		10	12	
																		292	N	Chicago St.		7	1	
LAST 15 GAMES																								
		3 A Miami (FL)		4	9			22 A Georgia Tech		8	3													
		3 A Miami (FL)		5	3			22 A Georgia Tech		7	6													
		3 A Miami (FL)		7	12			22 A Georgia Tech		3	6													
		32 N Tulane		6	3																			
		90 N Utah		4	3																			

Non-Div. I Games:

Boston College

32	N	Tulane	7	2
22	N	Georgia Tech	0	6

B
o
s
t
o
n
C
o
l
l
e
g
e

B
o
s
t
o
n
C
o
l
l
e
g
e

Average RPI Win:		104	WON-LOST RECORD		WINNING PCT. RANK		LAST 15 GAMES		STRENGTH OF SCHEDULE		OPP. STRENGTH OF SCHEDULE		TEAM RPI		ADJ RPI		CONF. RPI		ADJ CONF. RPI	
DIV. I ONLY			38-23-1		.62097 58		8-7-0		31		50		27		.56433 27		6		6	
DIV. I NON-CONF.			23-13-0		.63889 65		4-3-0		11		25		16		.5822 16		6		6	
TOTALS		RPI 1-25		RPI 26-50		W-L RECORDS		RPI 51-100		RPI 101-150		RPI 150+								
38-23-1		6-8-0		10-3-0		OVERALL		6-3-0		4-2-1		12-7-0								
20-10-1		1-1-0		4-1-0		HOME		5-3-0		1-1-1		9-4-0								
16-11-0		5-7-0		5-2-0		AWAY		0-0-0		3-1-0		3-1-0								
2-2-0		0-0-0		1-0-0		NEUTRAL		1-0-0		0-0-0		0-2-0								
23-13-0		6-8-0		4-0-0		NON-CONFERENCE		4-2-0		0-1-0		9-2-0								
14-5-0		1-1-0		2-0-0		HOME		3-2-0		0-0-0		8-2-0								
7-8-0		5-7-0		1-0-		AWAY		0-0-0		0-1-0		1-0-0								
2-0-0		0-0-0		1-0-0		NEUTRAL		1-0-0		0-0-0		0-0-0								
15-10-1		0-0-0		6-3-0		CONFERENCE		2-1-0		4-1-1		3-5-0								
6-5-1		0-0-0		2-1-0		HOME		2-1-0		1-1-1		1-2-0								
9-3-0		0-0-0		4-2-0		AWAY		0-0-0		3-0-0		2-1-0								
0-2-0		0-0-0		0-0-0		NEUTRAL		0-0-0		0-0-0		0-2-0								
RPI	S	Opponent		Score		RPI	S	Opponent		Score		RPI	S	Opponent		Score				
8	A	North Carolina St.		1	6	29	A	Duke		8	6	57	H	Houston		3	1			
8	H	North Carolina St.		15	3	30	H	UNCW		9	6	57	H	Houston		5	1			
14	A	Texas Tech		1	3	32	A	Tulane		0	3	57	H	Houston		1	6			
14	A	Texas Tech		8	6	32	A	Tulane		7	3	60	H	Maryland		4	3			
14	A	Texas Tech		0	11	32	A	Tulane		2	5	84	H	Jacksonville		6	8			
19	A	North Carolina		1	9	35	N	Bryant		9	1	84	H	Jacksonville		6	3			
19	H	North Carolina		4	17	44	H	Southeastern La.		2	1	84	H	Jacksonville		13	0			
23	A	Virginia		2	4	48	A	UConn		3	2	88	H	Tennessee		2	5			
23	A	Virginia		8	6	48	A	UConn		4	3	89	N	William & Mary		8	4			
23	A	Virginia		6	1	48	A	UConn		11	9									
23	A	Virginia		8	5	48	H	UConn		3	2									
24	A	Rice		2	7	48	H	UConn		1	5									
24	A	Rice		10	1	48	H	UConn		2	1									
24	A	Rice		1	4															
						LAST 15 GAMES														
14	A	Texas Tech		0	11	14	A	Texas Tech		1	3	169	N	South Fla.		2	4			
14	A	Texas Tech		8	6	14	A	Texas Tech		8	7	146	A	UCF		7	1			
89	N	William & Mary		8	4	23	A	Virginia		8	6	274	H	George Mason		6	0			
23	A	Virginia		8	6							274	H	George Mason		8	1			
												287	H	N.C. A&T		11	2			

Non-Div. I Games:

East Carolina

35	N	Bryant	9	1
207	N	Memphis	4	5

E
a
s
t
C
a
r
o
l
i
n
a

E
a
s
t
C
a
r
o
l
i
n
a

Average RPI Win:		115	WON-LOST RECORD		WINNING PCT. RANK		LAST 15 GAMES		STRENGTH OF SCHEDULE		OPP. STRENGTH OF SCHEDULE		TEAM RPI		ADJ RPI		CONF. RPI		ADJ CONF. RPI					
DIV. I ONLY			35-27-0		.56452		93		7-8-0		20		13		28		.56303		28		1		1	
DIV. I NON-CONF.			20-8-0		.71429		30		3-2-0		128		120		27		.56776		27		1		1	
TOTALS		RPI 1-25		RPI 26-50		W-L RECORDS		RPI 51-100		RPI 101-150		RPI 150+												
35-27-0		9-15-0		5-4-0		OVERALL		4-5-0		2-0-0		15-3-0												
19-8-0		6-6-0		2-1-0		HOME		1-0-0		1-0-0		9-1-0												
12-16-0		2-7-0		1-2-0		AWAY		3-5-0		1-0-0		5-2-0												
4-3-0		1-2-0		2-1-0		NEUTRAL		0-0-0		0-0-0		1-0-0												
20-8-0		1-2-0		1-1-0		NON-CONFERENCE		3-3-0		2-0-0		13-2-0												
11-1-0		0-0-0		0-0-0		HOME		1-0-0		1-0-0		9-1-0												
7-6-0		1-2-0		0-0-		AWAY		2-3-0		1-0-0		3-1-0												
2-1-0		0-0-0		1-1-0		NEUTRAL		0-0-0		0-0-0		1-0-0												
15-19-0		8-13-0		4-3-0		CONFERENCE		1-2-0		0-0-0		2-1-0												
8-7-0		6-6-0		2-1-0		HOME		0-0-0		0-0-0		0-0-0												
5-10-0		1-5-0		1-2-0		AWAY		1-2-0		0-0-0		2-1-0												
2-2-0		1-2-0		1-0-0		NEUTRAL		0-0-0		0-0-0		0-0-0												
RPI	S	Opponent		Score		RPI	S	Opponent		Score		RPI	S	Opponent		Score								
2	H	Louisville		2	9	26	A	Boston College		3	4	64	A	Marshall		3	1							
2	H	Louisville		4	9	26	A	Boston College		8	9	76	A	UNCG		3	18							
2	H	Louisville		1	3	26	A	Boston College		8	6	76	H	UNCG		6	4							
2	N	Louisville		5	9	29	H	Duke		2	3	79	A	Southern California		1	2							
4	A	Texas A&M		2	22	29	H	Duke		3	2	79	A	Southern California		4	9							
5	A	Coastal Caro.		11	0	29	H	Duke		12	0	79	A	Southern California		5	4							
5	A	Coastal Caro.		6	7	29	N	Duke		4	3	96	A	Notre Dame		15	13							
7	H	Clemson		5	6	50	N	Minnesota		3	8	96	A	Notre Dame		5	6							
7	H	Clemson		6	4	50	N	Minnesota		5	3	96	A	Notre Dame		2	10							
7	H	Clemson		8	13																			
7	N	Clemson		4	5																			
8	A	North Carolina St.		2	3																			
8	A	North Carolina St.		7	11																			
8	A	North Carolina St.		1	6																			
11	H	Florida St.		4	2																			
11	H	Florida St.		8	13																			
11	H	Florida St.		9	0																			
19	H	North Carolina		5	4																			
19	H	North Carolina		3	2																			
19	H	North Carolina		6	1																			
23	A	Virginia		0	4																			
23	A	Virginia		9	8																			
23	A	Virginia		4	6																			
23	N	Virginia		10	9																			
						LAST 15 GAMES																		
						50	N	Minnesota		3	8	2	H	Louisville		4	9							
						4	A	Texas A&M		2	22	2	H	Louisville		2	9							
						50	N	Minnesota		5	3	2	H	Louisville		1	3							
						7	N	Clemson		4	5													
						23	N	Virginia		10	9													

Non-Div. I Games:

Wake Forest

2 N Louisville	5	9
29 N Duke	4	3

W
a
k
e
F
o
r
e
s
t

W
a
k
e
F
o
r
e
s
t

Duke				Through Games Of June 30, 2016											
Average RPI Win: 117		WON-LOST	WINNING	LAST 15	STRENGTH OF		OPP. STRENGTH	TEAM	ADJ		CONF.	ADJ CONF.			
Average RPI Loss: 41		RECORD	PCT. RANK	GAMES	SCHEDULE		OF SCHEDULE	RPI	RPI		RPI	RPI			
DIV. I ONLY		33-24-0	.57895	84	9-6-0		11	24	29	.56073	29	1	1		
DIV. I NON-CONF.		19-8-0	.7037	35	4-2-0		42	210	34	.56323	34	1	1		
TOTALS		RPI 1-25		RPI 26-50		W-L RECORDS		RPI 51-100		RPI 101-150		RPI 150+			
33-24-0		9-14-0		2-5-0		OVERALL		5-1-0		2-2-0		15-2-0			
21-12-0		6-9-0		0-1-0		HOME		3-1-0		1-1-0		11-0-0			
11-9-0		3-5-0		1-2-0		AWAY		2-0-0		1-0-0		4-2-0			
1-3-0		0-0-0		1-2-0		NEUTRAL		0-0-0		0-1-0		0-0-0			
19-8-0		0-2-0		1-2-0		NON-CONFERENCE		3-1-0		2-2-0		13-1-0			
15-3-0		0-0-0		0-1-0		HOME		3-1-0		1-1-0		11-0-0			
3-3-0		0-2-0		0-0-		AWAY		0-0-0		1-0-0		2-1-0			
1-2-0		0-0-0		1-1-0		NEUTRAL		0-0-0		0-1-0		0-0-0			
14-16-0		9-12-0		1-3-0		CONFERENCE		2-0-0		0-0-0		2-1-0			
6-9-0		6-9-0		0-0-0		HOME		0-0-0		0-0-0		0-0-0			
8-6-0		3-3-0		1-2-0		AWAY		2-0-0		0-0-0		2-1-0			
0-1-0		0-0-0		0-1-0		NEUTRAL		0-0-0		0-0-0		0-0-0			
RPI	S	Opponent	Score	RPI	S	Opponent	Score	RPI	S	Opponent	Score	RPI	S	Opponent	Score
3	H	Miami (FL)	0 9	27	H	East Carolina	6 8	68	H	California	2 5	110	A	Liberty	8 7
3	H	Miami (FL)	2 14	28	A	Wake Forest	2 3	68	H	California	6 5	110	H	Liberty	6 1
3	H	Miami (FL)	12 5	28	A	Wake Forest	3 2	68	H	California	5 4	110	N	Liberty	0 1
5	A	Coastal Caro.	6 10	28	A	Wake Forest	0 12	76	H	UNCG	7 4	123	H	Penn St.	1 2
7	H	Clemson	5 3	28	N	Wake Forest	3 4	85	A	Pittsburgh	2 1	153	H	Gardner-Webb	4 1
7	H	Clemson	2 1	30	N	UNCW	1 11	85	A	Pittsburgh	7 5	153	H	Gardner-Webb	13 4
7	H	Clemson	2 3	36	N	Ohio St.	8 1					154	H	Longwood	11 5
8	A	North Carolina St.	2 3									159	A	Campbell	1 5
8	A	North Carolina St.	2 12									159	H	Campbell	4 0
8	A	North Carolina St.	2 1									167	A	Davidson	13 3
11	H	Florida St.	3 4									167	H	Davidson	9 2
11	H	Florida St.	3 1									200	A	Virginia Tech	19 9
11	H	Florida St.	5 4									200	A	Virginia Tech	3 1
13	A	South Carolina	2 4									200	A	Virginia Tech	2 3
19	H	North Carolina	2 11									203	H	Toledo	6 1
19	H	North Carolina	2 8									203	H	Toledo	3 2
19	H	North Carolina	2 12									203	H	Toledo	2 1
22	A	Georgia Tech	14 13									268	H	Norfolk St.	4 3
22	A	Georgia Tech	2 3									278	A	N.C. Central	4 2
22	A	Georgia Tech	10 4									278	H	N.C. Central	3 0
23	H	Virginia	0 6									294	H	UMES	9 1
23	H	Virginia	3 0	LAST 15 GAMES											
23	H	Virginia	6 7	13	A	South Carolina	2 4	11	H	Florida St.	5 4				
				30	N	UNCW	1 11	268	H	Norfolk St.	4 3				
				28	N	Wake Forest	3 4	154	H	Longwood	11 5				
				85	A	Pittsburgh	7 5								
				85	A	Pittsburgh	2 1								

Non-Div. I Games:

Duke

11 H Florida St.	3	4
11 H Florida St.	3	1

D
u
k
e

D
u
k
e

UNCW

UNCW

89 N William & Mary	9	14
62 N Col. of Charleston	6	1

RPI	S	Opponent	Score	
247	H	ETSU	17	7
247	H	ETSU	15	5
249	H	Hofstra	18	4
249	H	Hofstra	10	5
249	H	Hofstra	6	5
284	H	Iona	11	1
284	H	Iona	19	7
284	H	Iona	11	4

UNCW

U
N
C
W

U
N
C
W

Average RPI Win: 123		WON-LOST	WINNING	LAST 15	STRENGTH OF		OPP. STRENGTH	TEAM	ADJ	CONF.	ADJ CONF.
Average RPI Loss: 84		RECORD	PCT. RANK	GAMES	SCHEDULE		OF SCHEDULE	RPI	RPI	RPI	RPI
DIV. I ONLY		42-20-0	.67742	25	9-6-0		111	47	31	.56017	31
DIV. I NON-CONF.		20-7-0	.74074	24	2-2-0		118	103	25	.56962	25
TOTALS		RPI 1-25	RPI 26-50		W-L RECORDS		RPI 51-100		RPI 101-150		RPI 150+
42-20-0		7-6-0	2-1-0		OVERALL		10-6-0		9-3-0		14-4-0
23-5-0		4-0-0	0-0-0		HOME		7-3-0		4-1-0		8-1-0
12-12-0		2-4-0	0-0-0		AWAY		2-3-0		5-2-0		3-3-0
7-3-0		1-2-0	2-1-0		NEUTRAL		1-0-0		0-0-0		3-0-0
20-7-0		2-2-0	1-1-0		NON-CONFERENCE		5-2-0		7-2-0		5-0-0
11-2-0		1-0-0	0-0-0		HOME		3-1-0		4-1-0		3-0-0
5-4-0		1-2-0	0-0-		AWAY		1-1-0		3-1-0		0-0-0
4-1-0		0-0-0	1-1-0		NEUTRAL		1-0-0		0-0-0		2-0-0
22-13-0		5-4-0	1-0-0		CONFERENCE		5-4-0		2-1-0		9-4-0
12-3-0		3-0-0	0-0-0		HOME		4-2-0		0-0-0		5-1-0
7-8-0		1-2-0	0-0-0		AWAY		1-2-0		2-1-0		3-3-0
3-2-0		1-2-0	1-0-0		NEUTRAL		0-0-0		0-0-0		1-0-0
RPI S	Opponent	Score	RPI S	Opponent	Score	RPI S	Opponent	Score	RPI S	Opponent	Score
10 A	LSU	3 6	34 N	Fla. Atlantic	5 4	51 A	Northwestern St.	6 0	102 A	McNeese St.	1 3
15 A	Mississippi St.	0 4	42 N	Cal St. Fullerton	6 2	51 H	Northwestern St.	5 4	102 H	McNeese St.	9 7
17 A	UL Lafayette	6 3	42 N	Cal St. Fullerton	0 1	58 N	Southeast Mo. St.	9 4	124 A	Arkansas	3 2
17 H	UL Lafayette	6 2				64 A	Marshall	4 7	132 A	Little Rock	7 4
20 A	Southern Miss.	7 5				64 A	Marshall	4 10	133 A	Western Ky.	12 9
20 A	Southern Miss.	3 7				64 A	Marshall	10 6	133 A	Western Ky.	3 1
20 A	Southern Miss.	0 2				82 H	Old Dominion	2 4	133 A	Western Ky.	3 6
24 H	Rice	10 5				82 H	Old Dominion	11 4	138 H	Valparaiso	3 8
24 H	Rice	4 3				82 H	Old Dominion	12 0	138 H	Valparaiso	7 2
24 H	Rice	12 2				86 A	New Orleans	6 9	138 H	Valparaiso	7 5
24 N	Rice	9 11				98 H	FIU	5 0	149 A	La.-Monroe	7 1
24 N	Rice	13 10				98 H	FIU	6 1	149 H	La.-Monroe	14 4
24 N	Rice	12 13				98 H	FIU	0 1	155 A	UAB	5 4
						99 H	UT Arlington	12 8	155 A	UAB	0 7
						99 H	UT Arlington	8 3	155 A	UAB	8 10
						99 H	UT Arlington	4 5	157 H	Charlotte	4 7
									157 H	Charlotte	3 2
									157 H	Charlotte	5 2
									157 N	Charlotte	13 3
									165 H	Middle Tenn.	5 0
									165 H	Middle Tenn.	8 4
									165 H	Middle Tenn.	2 1
									187 A	UTSA	4 2
									187 A	UTSA	14 9
									187 A	UTSA	4 5
									283 H	Grambling	7 3
									283 H	Grambling	10 2
			LAST 15 GAMES								
			15 A	Mississippi St.	0 4	157 N	Charlotte	13 3			
			42 N	Cal St. Fullerton	6 2	24 N	Rice	12 13			
			58 N	Southeast Mo. St.	9 4	24 H	Rice	10 5			
			42 N	Cal St. Fullerton	0 1						
			24 N	Rice	13 10						

Non-Div. I Games:

Louisiana Tech

24	N	Rice	9	11
34	N	Fla. Atlantic	5	4

RPI	S	Opponent	Score	
293	H	Alcorn	15	4
296	N	Southern U.	15	0
298	N	Prairie View	7	0

Louisiana Tech

L
o
u
i
s
i
a
n
a
T
e
c
h

L
o
u
i
s
i
a
n
a
T
e
c
h

Average RPI Win: 112		WON-LOST RECORD		WINNING PCT. RANK		LAST 15 GAMES		STRENGTH OF SCHEDULE		OPP. STRENGTH OF SCHEDULE		TEAM RPI		ADJ RPI		CONF. RPI		ADJ CONF. RPI			
DIV. I ONLY		41-21-0		.66129 34		8-7-0		79		39		32		.56002 32		6		6			
DIV. I NON-CONF.		24-12-0		.66667 51		2-3-0		68		14		35		.56308 35		6		6			
TOTALS		RPI 1-25		RPI 26-50		W-L RECORDS		RPI 51-100		RPI 101-150		RPI 150+									
41-21-0		7-1-0		3-6-0		OVERALL		10-7-0		11-4-0		10-3-0									
23-8-0		3-0-0		2-2-0		HOME		7-2-0		4-2-0		7-2-0									
13-8-0		2-1-0		1-2-0		AWAY		2-2-0		5-2-0		3-1-0									
5-5-0		2-0-0		0-2-0		NEUTRAL		1-3-0		2-0-0		0-0-0									
24-12-0		7-1-0		0-4-0		NON-CONFERENCE		7-3-0		5-2-0		5-2-0									
17-3-0		3-0-0		0-1-0		HOME		6-1-0		3-0-0		5-1-0									
4-6-0		2-1-0		0-0-		AWAY		0-1-0		2-2-0		0-1-0									
3-3-0		2-0-0		0-2-0		NEUTRAL		1-1-0		0-0-0		0-0-0									
17-9-0		0-0-0		3-2-0		CONFERENCE		3-4-0		6-2-0		5-1-0									
6-5-0		0-0-0		2-1-0		HOME		1-1-0		1-2-0		2-1-0									
9-2-0		0-0-0		1-1-0		AWAY		2-1-0		3-0-0		3-0-0									
2-2-0		0-0-0		0-0-0		NEUTRAL		0-2-0		2-0-0		0-0-0									
RPI	S	Opponent		Score		RPI	S	Opponent		Score		RPI	S	Opponent		Score					
9	A	Ole Miss		6	5	26	N	Boston College		2	7	53	N	Nebraska		5	11	120	H Cincinnati	4	7
10	A	LSU		7	1	26	N	Boston College		3	6	55	H	Illinois		6	5	120	H Cincinnati	1	0
10	H	LSU		4	1	27	H	East Carolina		5	2	55	H	Illinois		3	0	120	H Cincinnati	1	2
12	N	Arizona		11	10	27	H	East Carolina		3	7	55	H	Illinois		2	5	125	A San Diego	6	7
17	A	UL Lafayette		2	9	27	H	East Carolina		3	0	57	A	Houston		4	3	128	A Texas	5	3
17	H	UL Lafayette		5	3	44	A	Southeastern La.		4	13	57	A	Houston		2	3	128	A Texas	3	10
20	H	Southern Miss.		12	0	44	H	Southeastern La.		6	7	57	A	Houston		8	4	128	A Texas	3	2
20	N	Southern Miss.		12	7	48	A	UConn		4	9	57	H	Houston		6	10	130	H Furman	11	6
						48	A	UConn		14	5	57	H	Houston		10	4	130	H Furman	10	6
												57	N	Houston		2	6	130	H Furman	8	0
												57	N	Houston		3	5	146	A UCF	4	3
												86	A	New Orleans		9	10	146	A UCF	6	0
												86	H	New Orleans		5	2	146	A UCF	4	1
												90	N	Utah		4	1	146	N UCF	5	0
												91	H	Pepperdine		4	3	146	N UCF	4	3
												91	H	Pepperdine		15	0	169	A South Fla.	4	0
												91	H	Pepperdine		11	0	169	A South Fla.	7	1
																		169	A South Fla.	9	4
																		184	A Nicholls St.	1	2
																		184	H Nicholls St.	0	2
																		207	H Memphis	1	8
																		207	H Memphis	9	5
																		207	H Memphis	1	0
																		219	H Illinois St.	13	0
																		219	H Illinois St.	9	3
																		219	H Illinois St.	3	2
																		296	H Southern U.	14	2

Non-Div. I Games:

Tulane

146	N	UCF	5	0
57	N	Houston	3	5

RPI	S	Opponent	Score	
297	H	Alabama A&M	7	0

Tulane

T
u
l
a
n
e

T
u
l
a
n
e

Average RPI Win:		149	WON-LOST RECORD		WINNING PCT. RANK		LAST 15 GAMES		STRENGTH OF SCHEDULE		OPP. STRENGTH OF SCHEDULE		TEAM RPI		ADJ RPI		CONF. RPI		ADJ CONF. RPI				
Average RPI Loss:		86																					
DIV. I ONLY			36-21-0		.63158 52		9-6-0		118		80		33		.55926 33		11		11				
DIV. I NON-CONF.			16-10-0		.61538 75		2-3-0		117		35		29		.56577 29		8		8				
TOTALS		RPI 1-25		RPI 26-50		W-L RECORDS		RPI 51-100		RPI 101-150		RPI 150+											
36-21-0		1-4-0		1-1-0		OVERALL		9-9-0		7-4-0		18-3-0											
8-2-0		0-0-0		0-0-0		HOME		2-1-0		0-0-0		6-1-0											
23-14-0		1-4-0		0-0-0		AWAY		5-5-0		7-3-0		10-2-0											
5-5-0		0-0-0		1-1-0		NEUTRAL		2-3-0		0-1-0		2-0-0											
16-10-0		1-4-0		1-1-0		NON-CONFERENCE		3-2-0		1-1-0		10-2-0											
1-0-0		0-0-0		0-0-0		HOME		0-0-0		0-0-0		1-0-0											
12-7-0		1-4-0		0-0-		AWAY		3-1-0		1-0-0		7-2-0											
3-3-0		0-0-0		1-1-0		NEUTRAL		0-1-0		0-1-0		2-0-0											
20-11-0		0-0-0		0-0-0		CONFERENCE		6-7-0		6-3-0		8-1-0											
7-2-0		0-0-0		0-0-0		HOME		2-1-0		0-0-0		5-1-0											
11-7-0		0-0-0		0-0-0		AWAY		2-4-0		6-3-0		3-0-0											
2-2-0		0-0-0		0-0-0		NEUTRAL		2-2-0		0-0-0		0-0-0											
RPI	S	Opponent		Score		RPI	S	Opponent		Score		RPI	S	Opponent		Score							
6	A	TCU		4	3	38	N	Arizona St.		3	6	52	A	Washington		8	6	109	N	Bradley		4	5
6	A	TCU		2	10	38	N	Arizona St.		5	1	52	A	Washington		0	2	116	A	Loyola Marymount		9	7
6	A	TCU		3	4							56	A	BYU		9	5	116	A	Loyola Marymount		4	0
6	A	TCU		1	16							56	A	BYU		2	11	116	A	Loyola Marymount		4	1
18	A	UC Santa Barbara		5	6							56	A	BYU		4	5	124	A	Arkansas		15	10
												56	N	BYU		5	3	125	A	San Diego		8	0
												61	A	St. Mary's (CA)		5	6	125	A	San Diego		7	6
												61	A	St. Mary's (CA)		0	2	125	A	San Diego		4	10
												61	A	St. Mary's (CA)		7	1	141	A	San Francisco		1	9
												61	N	St. Mary's (CA)		4	13	141	A	San Francisco		3	5
												61	N	St. Mary's (CA)		4	13	141	A	San Francisco		10	2
												80	A	Oregon		5	4	176	A	Washington St.		5	2
												80	A	Oregon		9	7	176	A	Washington St.		7	4
												91	H	Pepperdine		11	4	176	H	Washington St.		8	0
												91	H	Pepperdine		4	7	186	H	Santa Clara		0	6
												91	H	Pepperdine		4	3	186	H	Santa Clara		3	0
												91	N	Pepperdine		5	4	186	H	Santa Clara		7	4
												96	N	Notre Dame		6	7	187	A	UTSA		12	3
																		187	A	UTSA		3	1
																		187	A	UTSA		12	4
																		213	A	Grand Canyon		11	2
																		213	A	Grand Canyon		0	3
																		213	A	Grand Canyon		1	7
																		213	A	Grand Canyon		21	9
																		227	A	Pacific		10	5
																		227	A	Pacific		5	3
																		227	A	Pacific		6	0
LAST 15 GAMES																							
						38	N	Arizona St.		3	6	18	A	UC Santa Barbara		5	6						
						6	A	TCU		3	4	125	A	San Diego		4	10						
						38	N	Arizona St.		5	1	125	A	San Diego		8	0						
						61	N	St. Mary's (CA)		4	13												
						91	N	Pepperdine		5	4												

Non-Div. I Games:

Gonzaga

61	N	St. Mary's (CA)	4	13
56	N	BYU	5	3

RPI	S	Opponent	Score	
231	H	Portland	3	0
231	H	Portland	18	1
231	H	Portland	14	5
273	N	Incarnate Word	8	5
282	N	Texas Southern	18	3

Gonzaga

G
o
n
z
a
g
a

G
o
n
z
a
g
a

Average RPI Win: 132		WON-LOST RECORD		WINNING PCT. RANK		LAST 15 GAMES		STRENGTH OF SCHEDULE		OPP. STRENGTH OF SCHEDULE		TEAM RPI		ADJ RPI		CONF. RPI		ADJ CONF. RPI	
DIV. I ONLY		39-19-0		.67241 27		9-6-0		101		42		34		.55896 34		5		5	
DIV. I NON-CONF.		17-9-0		.65385 59		1-3-0		77		49		43		.55688 43		5		5	
TOTALS		RPI 1-25		RPI 26-50		W-L RECORDS		RPI 51-100		RPI 101-150		RPI 150+							
39-19-0		6-5-0		0-4-0		OVERALL		6-3-0		10-3-0		17-4-0							
22-6-0		2-1-0		0-0-0		HOME		0-0-0		8-2-0		12-3-0							
13-9-0		4-3-0		0-1-0		AWAY		6-3-0		1-1-0		2-1-0							
4-4-0		0-1-0		0-3-0		NEUTRAL		0-0-0		1-0-0		3-0-0							
17-9-0		3-2-0		0-3-0		NON-CONFERENCE		0-0-0		7-3-0		7-1-0							
10-3-0		0-0-0		0-0-0		HOME		0-0-0		5-2-0		5-1-0							
4-4-0		3-2-0		0-0-		AWAY		0-0-0		1-1-0		0-0-0							
3-2-0		0-0-0		0-2-0		NEUTRAL		0-0-0		1-0-0		2-0-0							
22-10-0		3-3-0		0-1-0		CONFERENCE		6-3-0		3-0-0		10-3-0							
12-3-0		2-1-0		0-0-0		HOME		0-0-0		3-0-0		7-2-0							
9-5-0		1-1-0		0-0-0		AWAY		6-3-0		0-0-0		2-1-0							
1-2-0		0-1-0		0-1-0		NEUTRAL		0-0-0		0-0-0		1-0-0							
RPI S	Opponent	Score		RPI S	Opponent	Score		RPI S	Opponent	Score		RPI S	Opponent	Score					
1 A	Florida	1	2	31 N	Louisiana Tech	4	5	64 A	Marshall	10	2	111 H	Rutgers	3	2				
3 A	Miami (FL)	2	5	36 A	Ohio St.	2	10	64 A	Marshall	2	7	111 H	Rutgers	4	5				
3 A	Miami (FL)	4	3	41 N	Long Beach St.	1	5	64 A	Marshall	6	3	111 H	Rutgers	9	8				
15 A	Mississippi St.	4	0	41 N	Long Beach St.	1	5	82 A	Old Dominion	11	0	112 A	FGCU	2	3				
15 A	Mississippi St.	10	6					82 A	Old Dominion	3	1	112 H	FGCU	5	2				
20 H	Southern Miss.	3	4					82 A	Old Dominion	10	7	133 H	Western Ky.	10	2				
20 H	Southern Miss.	9	5					98 A	FIU	6	7	133 H	Western Ky.	4	1				
20 H	Southern Miss.	9	4					98 A	FIU	9	1	133 H	Western Ky.	4	3				
24 A	Rice	1	9					98 A	FIU	3	4	139 H	Saint Joseph's	1	0				
24 A	Rice	10	3									139 H	Saint Joseph's	4	1				
24 N	Rice	4	6									146 A	UCF	5	0				
												146 H	UCF	1	3				
												147 N	Stetson	8	4				
												155 H	UAB	5	3				
												155 H	UAB	7	3				
												155 H	UAB	5	0				
												157 H	Charlotte	17	8				
												157 H	Charlotte	6	7				
												157 H	Charlotte	7	12				
												157 N	Charlotte	7	5				
												165 A	Middle Tenn.	7	2				
												165 A	Middle Tenn.	6	8				
												165 A	Middle Tenn.	12	1				
												179 H	Georgetown	14	2				
												179 H	Georgetown	6	0				
												179 H	Georgetown	11	13				
												187 H	UTSA	5	4				
				LAST 15 GAMES															
				41 N	Long Beach St.	1	5	133 H	Western Ky.	4	1								
				147 N	Stetson	8	4	133 H	Western Ky.	4	3								
				41 N	Long Beach St.	1	5	24 A	Rice	10	3								
				31 N	Louisiana Tech	4	5												
				24 N	Rice	4	6												

Non-Div. I Games:

Fla. Atlantic

157 N Charlotte	7	5
133 H Western Ky.	10	2

RPI	S	Opponent	Score	
187	H	UTSA	3	1
187	H	UTSA	13	5
230	N	South Dakota St.	11	5
230	N	South Dakota St.	4	2
256	H	LIU Brooklyn	17	2
256	H	LIU Brooklyn	4	3
256	H	LIU Brooklyn	5	1

F
l
a
.
A
t
l
a
n
t
i
c

F
l
a
.
A
t
l
a
n
t
i
c

B
r
y
a
n
t

Bryant

290	A	Mt. St. Mary's	12	1
290	A	Mt. St. Mary's	19	1

RPI	S	Opponent	Score	
248	A	Fairleigh Dickinson	11	9
248	A	Fairleigh Dickinson	19	1
248	A	Fairleigh Dickinson	3	10
248	N	Fairleigh Dickinson	8	3
254	N	Army West Point	6	1
256	A	LIU Brooklyn	15	5
256	A	LIU Brooklyn	7	3
256	A	LIU Brooklyn	2	7
256	A	LIU Brooklyn	21	8
256	H	LIU Brooklyn	3	1
256	H	LIU Brooklyn	5	1
259	H	Wagner	3	2
259	H	Wagner	7	0
259	H	Wagner	5	1
259	H	Wagner	10	4
274	A	George Mason	7	0
274	A	George Mason	12	2
274	A	George Mason	2	3
290	A	Mt. St. Mary's	12	1
290	A	Mt. St. Mary's	19	1
290	A	Mt. St. Mary's	6	0
290	A	Mt. St. Mary's	8	0

B
r
y
a
n
t

B
r
y
a
n
t

Average RPI Win:		134	WON-LOST		WINNING		LAST 15		STRENGTH OF		OPP. STRENGTH		TEAM		ADJ		CONF.		ADJ CONF.	
Average RPI Loss:		84	RECORD		PCT. RANK		GAMES		SCHEDULE		OF SCHEDULE		RPI		RPI		RPI		RPI	
DIV. I ONLY			44-20-1		.68462		21		11-4-0		124		70		36		.55601		36	
DIV. I NON-CONF.			24-10-1		.7		38		2-2-0		143		78		45		.55564		45	
TOTALS		RPI 1-25		RPI 26-50		W-L RECORDS		RPI 51-100		RPI 101-150		RPI 150+								
44-20-1		1-2-0		9-4-0		OVERALL		8-8-0		9-3-0		17-3-1								
23-4-0		0-0-0		4-0-0		HOME		3-1-0		5-1-0		11-2-0								
10-11-0		1-2-0		2-1-0		AWAY		1-6-0		2-2-0		4-0-0								
11-5-1		0-0-0		3-3-0		NEUTRAL		4-1-0		2-0-0		2-1-1								
24-10-1		1-2-0		2-3-0		NON-CONFERENCE		2-1-0		7-2-0		12-2-1								
14-1-0		0-0-0		1-0-0		HOME		1-0-0		3-0-0		9-1-0								
4-5-0		1-2-0		0-0-		AWAY		0-1-0		2-2-0		1-0-0								
6-4-1		0-0-0		1-3-0		NEUTRAL		1-0-0		2-0-0		2-1-1								
20-10-0		0-0-0		7-1-0		CONFERENCE		6-7-0		2-1-0		5-1-0								
9-3-0		0-0-0		3-0-0		HOME		2-1-0		2-1-0		2-1-0								
6-6-0		0-0-0		2-1-0		AWAY		1-5-0		0-0-0		3-0-0								
5-1-0		0-0-0		2-0-0		NEUTRAL		3-1-0		0-0-0		0-0-0								
RPI	S	Opponent		Score		RPI	S	Opponent		Score		RPI	S	Opponent		Score				
2	A	Louisville		3	15	26	N	Boston College		2	6	55	A	Illinois		3	5			
5	A	Coastal Caro.		6	4	29	N	Duke		1	8	55	A	Illinois		9	1			
5	A	Coastal Caro.		2	3	34	H	Fla. Atlantic		10	2	55	A	Illinois		0	1			
						37	N	Wright St.		3	7	60	A	Maryland		1	2			
						37	N	Wright St.		7	6	60	A	Maryland		0	3			
						39	H	Michigan		8	2	60	A	Maryland		4	5			
						39	H	Michigan		3	2	71	A	Kent St.		3	8			
						39	H	Michigan		7	3	72	H	Xavier		11	6			
						39	N	Michigan		11	4	73	H	Iowa		6	0			
						39	N	Michigan		8	3	73	H	Iowa		0	12			
						50	A	Minnesota		6	5	73	H	Iowa		3	0			
						50	A	Minnesota		3	4	73	N	Iowa		4	5			
						50	A	Minnesota		3	2	73	N	Iowa		8	7			
												78	N	Michigan St.		3	2			
												78	N	Michigan St.		7	3			
												85	N	Pittsburgh		11	8			
LAST 15 GAMES																				
						37	N	Wright St.		3	7	39	N	Michigan		11	4			
						2	A	Louisville		3	15	39	N	Michigan		8	3			
						37	N	Wright St.		7	6	50	A	Minnesota		6	5			
						73	N	Iowa		8	7									
						78	N	Michigan St.		7	3									
										</										

Non-Div. I Games:

Ohio St.

Ohio St.

78 N Michigan St.	3	2
73 N Iowa	4	5

Through Games Of June 30, 2016

RPI	S	Opponent	Score
255	H	Northwestern	5 2
255	H	Northwestern	5 6
264	N	Niagara	10 7
275	A	Purdue	5 1
275	A	Purdue	3 2
275	A	Purdue	3 1

Ohio St.

O
h
i
o
s
t
.

O
h
i
o
s
t
.

Average RPI Win: 177		WON-LOST	WINNING	LAST 15	STRENGTH OF	OPP. STRENGTH	TEAM	ADJ	CONF.	ADJ CONF.		
Average RPI Loss: 109		RECORD	PCT. RANK	GAMES	SCHEDULE	OF SCHEDULE	RPI	RPI	RPI	RPI		
DIV. I ONLY		46-17-0	.73016	9	11-4-0	203	132	37	.55428	37	19	19
DIV. I NON-CONF.		20-11-0	.64516	63	3-2-0	158	23	42	.55766	42	15	15
<hr/>												
TOTALS		RPI 1-25	RPI 26-50		W-L RECORDS	RPI 51-100		RPI 101-150		RPI 150+		
46-17-0		1-4-0	2-3-0		OVERALL	2-0-0		10-5-0		31-5-0		
17-5-0		0-0-0	0-0-0		HOME	1-0-0		3-1-0		13-4-0		
23-11-0		1-4-0	1-2-0		AWAY	1-0-0		4-4-0		16-1-0		
6-1-0		0-0-0	1-1-0		NEUTRAL	0-0-0		3-0-0		2-0-0		
20-11-0		1-4-0	2-3-0		NON-CONFERENCE	2-0-0		2-2-0		13-2-0		
5-2-0		0-0-0	0-0-0		HOME	1-0-0		0-0-0		4-2-0		
12-8-0		1-4-0	1-0-		AWAY	1-0-0		1-2-0		8-0-0		
3-1-0		0-0-0	1-1-0		NEUTRAL	0-0-0		1-0-0		1-0-0		
26-6-0		0-0-0	0-0-0		CONFERENCE	0-0-0		8-3-0		18-3-0		
12-3-0		0-0-0	0-0-0		HOME	0-0-0		3-1-0		9-2-0		
11-3-0		0-0-0	0-0-0		AWAY	0-0-0		3-2-0		8-1-0		
3-0-0		0-0-0	0-0-0		NEUTRAL	0-0-0		2-0-0		1-0-0		
RPI	S	Opponent	Score	RPI	S	Opponent	Score	RPI	S	Opponent	Score	
2	A	Louisville	1 9	36	N	Ohio St.	6 7	72	A	Xavier	8 3	
2	A	Louisville	1 3	36	N	Ohio St.	7 3	72	H	Xavier	4 1	
8	A	North Carolina St.	1 6	45	A	Georgia	3 1					
8	A	North Carolina St.	10 8	45	A	Georgia	3 4					
8	A	North Carolina St.	4 8	45	A	Georgia	1 5					

Non-Div. I Games:

Wright St.

Wright St.

143 N Milwaukee	5	1
192 N Ill.-Chicago	11	3

Through Games Of June 30, 2016

RPI	S	Opponent	Score	
192	H	Ill.-Chicago	5	4
192	N	Ill.-Chicago	11	3
203	A	Toledo	11	5
203	A	Toledo	14	5
203	H	Toledo	8	1
203	H	Toledo	3	9
206	A	Elon	13	11
206	A	Elon	11	2
206	A	Elon	9	7
206	A	Elon	10	2
214	N	Western Mich.	10	3
233	A	Dayton	1	0
233	H	Dayton	14	4
246	A	Northern Ky.	13	3
246	A	Northern Ky.	5	2
246	H	Northern Ky.	4	6
246	H	Northern Ky.	4	3
246	H	Northern Ky.	12	1
258	A	Youngstown St.	10	0
258	A	Youngstown St.	7	3
258	H	Youngstown St.	8	0
258	H	Youngstown St.	9	2
258	H	Youngstown St.	9	4
262	H	Bowling Green	6	7

Wright St.

W
r
i
g
h
t
S
t
.

W
r
i
g
h
t
S
t
.

Average RPI Win:		93	WON-LOST RECORD		WINNING PCT. RANK		LAST 15 GAMES		STRENGTH OF SCHEDULE		OPP. STRENGTH OF SCHEDULE		TEAM RPI		ADJ RPI		CONF. RPI		ADJ CONF. RPI				
Average RPI Loss:		71																					
DIV. I ONLY			36-23-0		.61017		66		8-7-0		45		32		38		.55396		38				
DIV. I NON-CONF.			19-8-0		.7037		35		3-3-0		61		33		23		.57188		23				
TOTALS		RPI 1-25		RPI 26-50		W-L RECORDS		RPI 51-100		RPI 101-150		RPI 150+											
36-23-0		3-3-0		7-6-0		OVERALL		17-10-0		1-3-0		8-1-0											
21-12-0		1-1-0		3-0-0		HOME		11-9-0		0-2-0		6-0-0											
13-10-0		2-2-0		3-5-0		AWAY		5-1-0		1-1-0		2-1-0											
2-1-0		0-0-0		1-1-0		NEUTRAL		1-0-0		0-0-0		0-0-0											
19-8-0		0-1-0		7-3-0		NON-CONFERENCE		5-1-0		1-3-0		6-0-0											
13-3-0		0-0-0		3-0-0		HOME		4-1-0		0-2-0		6-0-0											
4-4-0		0-1-0		3-0-		AWAY		0-0-0		1-1-0		0-0-0											
2-1-0		0-0-0		1-1-0		NEUTRAL		1-0-0		0-0-0		0-0-0											
17-15-0		3-2-0		0-3-0		CONFERENCE		12-9-0		0-0-0		2-1-0											
8-9-0		1-1-0		0-0-0		HOME		7-8-0		0-0-0		0-0-0											
9-6-0		2-1-0		0-3-0		AWAY		5-1-0		0-0-0		2-1-0											
0-0-0		0-0-0		0-0-0		NEUTRAL		0-0-0		0-0-0		0-0-0											
RPI	S	Opponent		Score		RPI	S	Opponent		Score		RPI	S	Opponent		Score		RPI	S	Opponent		Score	
6	A	TCU		1	8	33	N	Gonzaga		1	5	52	H	Washington		6	3	125	A	San Diego		4	6
12	A	Arizona		5	2	33	N	Gonzaga		6	3	52	H	Washington		2	4	125	H	San Diego		3	6
12	A	Arizona		5	1	41	A	Long Beach St.		2	5	52	H	Washington		1	6	140	A	UNLV		6	4
12	A	Arizona		2	4	41	A	Long Beach St.		1	3	59	N	Oral Roberts		4	1	140	H	UNLV		7	11
12	H	Arizona		7	5	41	A	Long Beach St.		9	2	68	H	California		4	0	176	A	Washington St.		10	1
12	H	Arizona		0	8	42	A	Cal St. Fullerton		5	3	68	H	California		4	8	176	A	Washington St.		18	3
						42	A	Cal St. Fullerton		2	1	68	H	California		6	4	176	A	Washington St.		3	9
						46	A	Oregon St.		3	7	72	H	Xavier		5	1	185	H	Eastern Mich.		5	4
						46	A	Oregon St.		2	3	72	H	Xavier		2	1	185	H	Eastern Mich.		8	1
						46	A	Oregon St.		2	12	72	H	Xavier		5	2	185	H	Eastern Mich.		12	4
						47	H	New Mexico		1	0	72	H	Xavier		8	2	224	H	UC Davis		6	5
						47	H	New Mexico		9	5	74	A	Stanford		3	2	224	H	UC Davis		3	2
						47	H	New Mexico		7	4	74	A	Stanford		9	6	224	H	UC Davis		4	3
												74	A	Stanford		8	7						
												79	H	Southern California		9	31						
												79	H	Southern California		2	6						
												79	H	Southern California		3	2						
												80	H	Oregon		5	4						
												80	H	Oregon		9	8						
												80	H	Oregon		2	12						
LAST 15 GAMES																							
6	A	TCU		1	8	33	N	Gonzaga		6	3	59	N	Oral Roberts		4	1	33	N	Gonzaga		1	5
						79	H	Southern California		9	31												

Non-Div. I Games:

Arizona St.

			RPI	S	Opponent	Score	
79	H	Southern California	2	6	87 H Nevada	5	11
79	H	Southern California	3	2	90 H Utah	1	3
					90 H Utah	5	0
					90 H Utah	7	16
					100 A UCLA	12	4
					100 A UCLA	2	13
					100 A UCLA	10	4
					100 A UCLA	10	4
					100 A UCLA	2	13
					100 A UCLA	12	4

A
r
i
z
o
n
a
S
t
.

A
r
i
z
o
n
a
S
t
.

M
i
c
h
i
g
a
n

Michigan

55	A	Illinois	1	0
168	H	Oakland	5	6

RPI	S	Opponent	Score	
255	A	Northwestern	10	4
255	A	Northwestern	11	9
255	A	Northwestern	12	3
262	H	Bowling Green	5	0

Michigan

M
i
c
h
i
g
a
n

M
i
c
h
i
g
a
n

Average RPI Win: 154		WON-LOST	WINNING	LAST 15	STRENGTH OF		OPP. STRENGTH	TEAM	ADJ		CONF.	ADJ CONF.
Average RPI Loss: 71		RECORD	PCT. RANK	GAMES	SCHEDULE		OF SCHEDULE	RPI	RPI		RPI	RPI
DIV. I ONLY		42-22-0	.65625	35	115		64	40	.55359		12	12
DIV. I NON-CONF.		14-15-0	.48276	155	63		10	100	.52364		10	10
TOTALS		RPI 1-25	RPI 26-50		W-L RECORDS		RPI 51-100		RPI 101-150		RPI 150+	
42-22-0		1-10-0	1-0-0		OVERALL		9-5-0		10-4-0		21-3-0	
22-6-0		0-2-0	0-0-0		HOME		6-1-0		5-2-0		11-1-0	
15-13-0		1-6-0	0-0-0		AWAY		3-4-0		1-1-0		10-2-0	
5-3-0		0-2-0	1-0-0		NEUTRAL		0-0-0		4-1-0		0-0-0	
14-15-0		1-10-0	0-0-0		NON-CONFERENCE		4-1-0		2-2-0		7-2-0	
9-4-0		0-2-0	0-0-0		HOME		4-0-0		0-1-0		5-1-0	
4-9-0		1-6-0	0-0-0		AWAY		0-1-0		1-1-0		2-1-0	
1-2-0		0-2-0	0-0-0		NEUTRAL		0-0-0		1-0-0		0-0-0	
28-7-0		0-0-0	1-0-0		CONFERENCE		5-4-0		8-2-0		14-1-0	
13-2-0		0-0-0	0-0-0		HOME		2-1-0		5-1-0		6-0-0	
11-4-0		0-0-0	0-0-0		AWAY		3-3-0		0-0-0		8-1-0	
4-1-0		0-0-0	1-0-0		NEUTRAL		0-0-0		3-1-0		0-0-0	
RPI S	Opponent	Score	RPI S	Opponent	Score	RPI S	Opponent	Score	RPI S	Opponent	Score	
4 A	Texas A&M	5 0	44 N	Southeastern La.	7 4	51 H	Northwestern St.	5 7	105 H	SFA	4 8	
12 N	Arizona	3 7				51 H	Northwestern St.	2 1	105 H	SFA	8 6	
12 N	Arizona	5 6				51 H	Northwestern St.	2 1	105 H	SFA	7 3	
14 A	Texas Tech	6 8				57 A	Houston	3 4	105 N	SFA	8 2	
14 A	Texas Tech	3 20				57 H	Houston	4 0	105 N	SFA	0 1	
14 H	Texas Tech	6 11				67 H	Oklahoma	4 3	105 N	SFA	5 3	
17 A	UL Lafayette	1 2				67 H	Oklahoma	7 2	108 N	Princeton	7 2	
17 A	UL Lafayette	3 13				67 H	Oklahoma	4 3	113 A	Baylor	6 5	
17 A	UL Lafayette	2 6				77 A	Lamar	8 9	113 H	Baylor	1 5	
24 A	Rice	3 5				77 A	Lamar	7 4	114 H	Central Ark.	9 7	
24 H	Rice	3 8				77 A	Lamar	9 4	114 H	Central Ark.	6 3	
						86 A	New Orleans	6 7	114 H	Central Ark.	2 0	
						86 A	New Orleans	3 4	114 N	Central Ark.	12 2	
						86 A	New Orleans	8 4	128 A	Texas	3 12	
									151 H	Texas St.	8 6	
									183 A	Wichita St.	15 11	
									183 A	Wichita St.	13 8	
									183 A	Wichita St.	0 2	
									184 A	Nicholls St.	12 8	
									184 A	Nicholls St.	3 1	
									184 A	Nicholls St.	4 2	
									187 H	UTSA	5 8	
									194 H	Houston Baptist	5 4	
									194 H	Houston Baptist	6 3	
									194 H	Houston Baptist	2 1	
									216 H	Abilene Christian	6 3	
									216 H	Abilene Christian	2 1	
			LAST 15 GAMES									
			12 N	Arizona	5 6	105 N	SFA	5 3				
			108 N	Princeton	7 2	194 H	Houston Baptist	5 4				
			12 N	Arizona	3 7	194 H	Houston Baptist	6 3				
			44 N	Southeastern La.	7 4							
			105 N	SFA	8 2							

Non-Div. I Games:

Sam Houston St.

105 N SFA	0	1
114 N Central Ark.	12	2

RPI	S	Opponent	Score	
216	H	Abilene Christian	3	1
229	A	A&M-Corpus Christi	1	2
229	A	A&M-Corpus Christi	6	1
229	A	A&M-Corpus Christi	5	3
273	A	Incarnate Word	8	2
273	A	Incarnate Word	23	3
273	A	Incarnate Word	12	3
282	H	Texas Southern	14	0
282	H	Texas Southern	10	3
282	H	Texas Southern	5	0
298	H	Prairie View	16	5

S
a
m
H
o
u
s
t
o
n
S
t
.

S
a
m
H
o
u
s
t
o
n
S
t
.

Average RPI Win:		125	WON-LOST		WINNING		LAST 15		STRENGTH OF		OPP. STRENGTH		TEAM		ADJ		CONF.		ADJ CONF.					
Average RPI Loss:		88	RECORD		PCT. RANK		GAMES		SCHEDULE		OF SCHEDULE		RPI		RPI		RPI		RPI					
DIV. I ONLY			38-22-0		.63333		49		11-4-0		67		74		41		.55293		41		8		8	
DIV. I NON-CONF.			21-12-0		.63636		66		6-2-0		92		36		62		.54378		62		11		12	
TOTALS		RPI 1-25		RPI 26-50		W-L RECORDS		RPI 51-100		RPI 101-150		RPI 150+												
38-22-0		1-4-0		7-4-0		OVERALL		6-6-0		9-2-0		15-6-0												
22-11-0		1-2-0		3-3-0		HOME		3-3-0		6-1-0		9-2-0												
14-11-0		0-2-0		2-1-0		AWAY		3-3-0		3-1-0		6-4-0												
2-0-0		0-0-0		2-0-0		NEUTRAL		0-0-0		0-0-0		0-0-0												
21-12-0		0-2-0		4-1-0		NON-CONFERENCE		6-6-0		2-0-0		9-3-0												
15-6-0		0-0-0		2-1-0		HOME		3-3-0		1-0-0		9-2-0												
4-6-0		0-2-0		0-0-		AWAY		3-3-0		1-0-0		0-1-0												
2-0-0		0-0-0		2-0-0		NEUTRAL		0-0-0		0-0-0		0-0-0												
17-10-0		1-2-0		3-3-0		CONFERENCE		0-0-0		7-2-0		6-3-0												
7-5-0		1-2-0		1-2-0		HOME		0-0-0		5-1-0		0-0-0												
10-5-0		0-0-0		2-1-0		AWAY		0-0-0		2-1-0		6-3-0												
0-0-0		0-0-0		0-0-0		NEUTRAL		0-0-0		0-0-0		0-0-0												
RPI	S	Opponent		Score		RPI	S	Opponent		Score		RPI	S	Opponent		Score		RPI	S	Opponent		Score		
3	A	Miami (FL)		3	4	34	N	Fla. Atlantic		5	1	53	H	Nebraska		1	0	116	A	Loyola Marymount		5	4	
3	A	Miami (FL)		8	9	34	N	Fla. Atlantic		5	1	53	H	Nebraska		3	1	116	H	Loyola Marymount		6	4	
18	H	UC Santa Barbara		1	3	38	H	Arizona St.		3	1	53	H	Nebraska		2	9	118	H	UC Irvine		8	3	
18	H	UC Santa Barbara		3	4	38	H	Arizona St.		2	9	67	A	Oklahoma		6	3	118	H	UC Irvine		2	7	
18	H	UC Santa Barbara		2	0	38	H	Arizona St.		5	2	67	A	Oklahoma		3	6	118	H	UC Irvine		3	2	
						42	A	Cal St. Fullerton		2	4	67	A	Oklahoma		7	3	121	H	Cal Poly		2	0	
						42	A	Cal St. Fullerton		5	4	79	A	Southern California		3	8	121	H	Cal Poly		4	1	
						42	A	Cal St. Fullerton		5	4	79	H	Southern California		4	7	121	H	Cal Poly		14	3	
						42	H	Cal St. Fullerton		1	2	94	A	Fresno St.		5	10	137	A	CSUN		12	0	
						42	H	Cal St. Fullerton		2	6	94	H	Fresno St.		4	3	137	A	CSUN		6	3	
						42	H	Cal St. Fullerton		2	1	100	A	UCLA		10	1	137	A	CSUN		2	4	
												100	H	UCLA		10	11	152	A	UC Riverside		13	14	
																		152	A	UC Riverside		3	4	
																		152	A	UC Riverside		10	7	
																		158	H	Holy Cross		2	3	
																		158	H	Holy Cross		7	1	
																		158	H	Holy Cross		2	1	
																		173	A	Hawaii		3	6	
																		173	A	Hawaii		11	4	
																		173	A	Hawaii		4	3	
																		182	H	Columbia		6	8	
																		182	H	Columbia		7	2	
																		182	H	Columbia		8	3	
																		182	H	Columbia		4	1	
																		189	A	San Diego St.		5	6	
																		189	H	San Diego St.		4	2	
																		224	A	UC Davis		11	1	
																		224	A	UC Davis		14	1	
																		224	A	UC Davis		6	3	
																							</	

42 H Cal St. Fullerton	2	1
42 H Cal St. Fullerton	2	6

RPI	S	Opponent	Score	
224	A	UC Davis	6	3
224	A	UC Davis	14	1
232	H	San Jose St.	2	0
232	H	San Jose St.	6	2
232	H	San Jose St.	6	2

L
o
n
g
B
e
a
c
h
S
t
.

L
o
n
g
B
e
a
c
h
S
t
.

Long Beach St.

Average RPI Win: 120		WON-LOST RECORD		WINNING PCT. RANK		LAST 15 GAMES		STRENGTH OF SCHEDULE		OPP. STRENGTH OF SCHEDULE		TEAM RPI		ADJ RPI		CONF. RPI		ADJ CONF. RPI	
DIV. I ONLY		36-23-0		.61017 66		8-7-0		51		49		42		.55177 42		8		8	
DIV. I NON-CONF.		18-14-0		.5625 108		1-3-0		84		5		76		.5353 76		11		12	
TOTALS		RPI 1-25		RPI 26-50		W-L RECORDS		RPI 51-100		RPI 101-150		RPI 150+							
36-23-0		4-4-0		4-6-0		OVERALL		4-6-0		12-4-0		12-3-0							
23-10-0		0-0-0		1-4-0		HOME		2-3-0		9-1-0		11-2-0							
12-12-0		4-4-0		2-1-0		AWAY		2-3-0		3-3-0		1-1-0							
1-1-0		0-0-0		1-1-0		NEUTRAL		0-0-0		0-0-0		0-0-0							
18-14-0		2-3-0		1-3-0		NON-CONFERENCE		4-6-0		6-1-0		5-1-0							
12-6-0		0-0-0		0-2-0		HOME		2-3-0		6-1-0		4-0-0							
5-7-0		2-3-0		0-0-		AWAY		2-3-0		0-0-0		1-1-0							
1-1-0		0-0-0		1-1-0		NEUTRAL		0-0-0		0-0-0		0-0-0							
18-9-0		2-1-0		3-3-0		CONFERENCE		0-0-0		6-3-0		7-2-0							
11-4-0		0-0-0		1-2-0		HOME		0-0-0		3-0-0		7-2-0							
7-5-0		2-1-0		2-1-0		AWAY		0-0-0		3-3-0		0-0-0							
0-0-0		0-0-0		0-0-0		NEUTRAL		0-0-0		0-0-0		0-0-0							
RPI S	Opponent	Score		RPI S	Opponent	Score		RPI S	Opponent	Score		RPI S	Opponent	Score					
12 A	Arizona	0	2	31 N	Louisiana Tech	1	0	60 H	Maryland	4	8	104 H	Indiana	3	2				
14 A	Texas Tech	5	6	31 N	Louisiana Tech	2	6	60 H	Maryland	0	1	104 H	Indiana	8	3				
14 A	Texas Tech	7	3	38 H	Arizona St.	3	5	60 H	Maryland	3	2	104 H	Indiana	6	1				
14 A	Texas Tech	4	1	38 H	Arizona St.	1	2	74 A	Stanford	4	3	118 A	UC Irvine	0	2				
15 A	Mississippi St.	1	4	41 A	Long Beach St.	2	1	74 A	Stanford	1	2	118 A	UC Irvine	6	4				
18 A	UC Santa Barbara	2	3	41 A	Long Beach St.	6	2	74 A	Stanford	0	2	118 A	UC Irvine	7	2				
18 A	UC Santa Barbara	18	2	41 A	Long Beach St.	1	2	79 A	Southern California	2	3	121 A	Cal Poly	2	1				
18 A	UC Santa Barbara	6	3	41 H	Long Beach St.	4	2	79 H	Southern California	1	2	121 A	Cal Poly	3	6				
				41 H	Long Beach St.	4	5	100 A	UCLA	14	7	121 A	Cal Poly	0	1				
				41 H	Long Beach St.	4	5	100 H	UCLA	10	7	125 H	San Diego	4	2				
												137 H	CSUN	2	1				
												137 H	CSUN	7	4				
												137 H	CSUN	8	5				
												140 H	UNLV	0	2				
												140 H	UNLV	6	0				
												140 H	UNLV	12	4				
												152 H	UC Riverside	2	1				
												152 H	UC Riverside	6	2				
												152 H	UC Riverside	9	2				
												173 H	Hawaii	8	3				
												173 H	Hawaii	2	3				
												173 H	Hawaii	3	6				
												183 H	Wichita St.	5	0				
												183 H	Wichita St.	9	1				
												183 H	Wichita St.	7	1				
												189 A	San Diego St.	2	7				
												189 H	San Diego St.	8	1				
				LAST 15 GAMES															
				31 N	Louisiana Tech	2	6	173 H	Hawaii	2	3								
				15 A	Mississippi St.	1	4	173 H	Hawaii	8	3								
				31 N	Louisiana Tech	1	0	173 H	Hawaii	3	6								
				41 A	Long Beach St.	2	1												
				41 A	Long Beach St.	1	2												

Non-Div. I Games:

Cal St. Fullerton

41	A	Long Beach St.	6	2
79	H	Southern California	1	2

RPI	S	Opponent	Score	
224	H	UC Davis	3	2
224	H	UC Davis	13	3
224	H	UC Davis	10	0
253	A	CSU Bakersfield	8	3

Cal St. Fullerton

C
a
l
S
t
.
F
u
l
l
e
r
t
o
n

C
a
l
S
t
.
F
u
l
l
e
r
t
o
n

Average RPI Win: 126		WON-LOST	WINNING	LAST 15	STRENGTH OF		OPP. STRENGTH	TEAM	ADJ		CONF.	ADJ CONF.			
Average RPI Loss: 116		RECORD	PCT. RANK	GAMES	SCHEDULE		OF SCHEDULE	RPI	RPI		RPI	RPI			
DIV. I ONLY		42-22-0	.65625	35	7-8-0		86	85	43	.55103	43	10	10		
DIV. I NON-CONF.		19-11-0	.63333	69	2-2-0		72	82	58	.54926	58	9	9		
TOTALS		RPI 1-25	RPI 26-50		W-L RECORDS		RPI 51-100		RPI 101-150		RPI 150+				
42-22-0		4-5-0	2-1-0		OVERALL		10-7-0		15-1-0		11-8-0				
26-7-0		2-2-0	1-0-0		HOME		7-2-0		12-0-0		4-3-0				
10-10-0		0-2-0	1-1-0		AWAY		2-3-0		1-0-0		6-4-0				
6-5-0		2-1-0	0-0-0		NEUTRAL		1-2-0		2-1-0		1-1-0				
19-11-0		3-3-0	2-1-0		NON-CONFERENCE		4-1-0		5-1-0		5-5-0				
12-3-0		1-0-0	1-0-0		HOME		3-0-0		3-0-0		4-3-0				
3-5-0		0-2-0	1-0-		AWAY		1-1-0		1-0-0		0-1-0				
4-3-0		2-1-0	0-0-0		NEUTRAL		0-0-0		1-1-0		1-1-0				
23-11-0		1-2-0	0-0-0		CONFERENCE		6-6-0		10-0-0		6-3-0				
14-4-0		1-2-0	0-0-0		HOME		4-2-0		9-0-0		0-0-0				
7-5-0		0-0-0	0-0-0		AWAY		1-2-0		0-0-0		6-3-0				
2-2-0		0-0-0	0-0-0		NEUTRAL		1-2-0		1-0-0		0-0-0				
RPI S	Opponent	Score		RPI S	Opponent	Score		RPI S	Opponent	Score		RPI S	Opponent	Score	
11 A	Florida St.	6	18	44 A	Southeastern La.	2	9	65 A	Alabama	8	2	119 H	Arkansas St.	3	2
15 A	Mississippi St.	3	7	44 H	Southeastern La.	2	1	81 H	Ga. Southern	10	0	119 H	Arkansas St.	12	7
17 H	UL Lafayette	4	5	45 A	Georgia	3	1	81 H	Ga. Southern	9	11	119 H	Arkansas St.	8	2
17 H	UL Lafayette	3	6					81 H	Ga. Southern	3	4	120 N	Cincinnati	3	2
17 H	UL Lafayette	3	2					81 N	Ga. Southern	0	4	132 H	Little Rock	10	6
20 H	Southern Miss.	9	3					86 A	New Orleans	2	8	132 H	Little Rock	13	3
20 N	Southern Miss.	7	5					86 H	New Orleans	12	3	132 H	Little Rock	7	5
20 N	Southern Miss.	2	14					92 H	Jacksonville St.	8	7	132 N	Little Rock	6	4
20 N	Southern Miss.	4	2					92 H	Jacksonville St.	4	2	133 N	Western Ky.	10	11
								93 A	Troy	8	3	136 H	Evansville	18	5
								93 A	Troy	2	4	136 H	Evansville	5	4
								93 A	Troy	0	8	136 H	Evansville	11	0
								99 H	UT Arlington	6	4	148 A	Auburn	8	5
								99 H	UT Arlington	4	3	149 H	La.-Monroe	13	0
								99 H	UT Arlington	4	3	149 H	La.-Monroe	12	2
								99 N	UT Arlington	3	0	149 H	La.-Monroe	10	4
								99 N	UT Arlington	2	4	151 A	Texas St.	6	4
												151 A	Texas St.	3	2
												151 A	Texas St.	7	3
												156 A	Alabama St.	7	12
												156 H	Alabama St.	4	3
												156 N	Alabama St.	6	3
												165 H	Middle Tenn.	4	5
												165 H	Middle Tenn.	3	2
												165 H	Middle Tenn.	4	7
												184 N	Nicholls St.	4	5
												228 A	Georgia St.	4	7
LAST 15 GAMES				20 N	Southern Miss.	7	5	99 N	UT Arlington	2	4				
				11 A	Florida St.	6	18	93 A	Troy	0	8				
				156 N	Alabama St.	6	3	93 A	Troy	2	4				
				20 N	Southern Miss.	2	14								
				81 N	Ga. Southern	0	4								

Non-Div. I Games:

South Ala.

South Ala.

99	N	UT Arlington	3	0
132	N	Little Rock	6	4

Through Games Of June 30, 2016

RPI	S	Opponent	Score	
228	A	Georgia St.	9	3
228	A	Georgia St.	2	1
241	A	Appalachian St.	3	4
241	A	Appalachian St.	3	4
241	A	Appalachian St.	8	1
296	H	Southern U.	12	2
296	H	Southern U.	4	5
296	H	Southern U.	7	1

South Ala.

S
o
u
t
h
A
l
a
.

S
o
u
t
h
A
l
a
.

Average RPI Win:		156	WON-LOST RECORD		WINNING PCT. RANK	LAST 15 GAMES	STRENGTH OF SCHEDULE		OPP. STRENGTH OF SCHEDULE	TEAM RPI	ADJ RPI	CONF. RPI	ADJ CONF. RPI				
DIV. I ONLY			40-21-0		.65574	37	7-8-0		104	99	44	.55067	44	12	12		
DIV. I NON-CONF.			15-12-0		.55556	112	1-2-0		50	56	87	.53095	87	10	10		
TOTALS		RPI 1-25		RPI 26-50		W-L RECORDS		RPI 51-100		RPI 101-150		RPI 150+					
40-21-0		2-6-0		3-3-0		OVERALL		9-6-0		7-5-0		19-1-0					
21-7-0		1-2-0		2-0-0		HOME		2-3-0		2-1-0		14-1-0					
14-10-0		1-2-0		1-2-0		AWAY		5-2-0		2-4-0		5-0-0					
5-4-0		0-2-0		0-1-0		NEUTRAL		2-1-0		3-0-0		0-0-0					
15-12-0		2-6-0		3-2-0		NON-CONFERENCE		2-3-0		3-1-0		5-0-0					
10-5-0		1-2-0		2-0-0		HOME		1-2-0		2-1-0		4-0-0					
3-4-0		1-2-0		1-0-		AWAY		0-0-0		0-0-0		1-0-0					
2-3-0		0-2-0		0-0-0		NEUTRAL		1-1-0		1-0-0		0-0-0					
25-9-0		0-0-0		0-1-0		CONFERENCE		7-3-0		4-4-0		14-1-0					
11-2-0		0-0-0		0-0-0		HOME		1-1-0		0-0-0		10-1-0					
11-6-0		0-0-0		0-0-0		AWAY		5-2-0		2-4-0		4-0-0					
3-1-0		0-0-0		0-1-0		NEUTRAL		1-0-0		2-0-0		0-0-0					
RPI	S	Opponent		Score		RPI	S	Opponent		Score		RPI	S	Opponent		Score	
10	A	LSU		4	11	27	A	East Carolina		1	2	51	A	Northwestern St.		2	1
17	A	UL Lafayette		1	4	32	A	Tulane		7	6	51	A	Northwestern St.		8	5
17	H	UL Lafayette		16	5	32	H	Tulane		13	4	51	A	Northwestern St.		2	3
17	H	UL Lafayette		4	5	40	N	Sam Houston St.		4	7	60	N	Maryland		1	8
20	A	Southern Miss.		4	2	43	A	South Ala.		1	2	77	A	Lamar		2	1
20	H	Southern Miss.		7	9	43	H	South Ala.		9	2	77	A	Lamar		5	2
24	N	Rice		2	7							77	A	Lamar		14	6
24	N	Rice		0	15							86	A	New Orleans		3	10
												86	H	New Orleans		4	3
												86	H	New Orleans		9	15
												86	N	New Orleans		5	4
												88	N	Tennessee		5	4
												93	H	Troy		1	5
												93	H	Troy		2	3
												93	H	Troy		7	2

Non-Div. I Games:

Southeastern La.

102 N McNeese St.	10	0
86 N New Orleans	5	4

RPI	S	Opponent	Score	
286	A	Jackson St.	12	8
286	H	Jackson St.	15	0
293	H	Alcorn	21	0
293	H	Alcorn	15	3
296	H	Southern U.	18	2

Southeastern La.

S
o
u
t
h
e
a
s
t
e
r
n
L
a
.

S
o
u
t
h
e
a
s
t
e
r
n
L
a
.

Average RPI Win: 95		WON-LOST RECORD		WINNING PCT. RANK		LAST 15 GAMES		STRENGTH OF SCHEDULE		OPP. STRENGTH OF SCHEDULE		TEAM RPI		ADJ RPI		CONF. RPI		ADJ CONF. RPI	
DIV. I ONLY		27-30-0		.47368 169		5-10-0		2		15		45		.55033 45		2		2	
DIV. I NON-CONF.		16-10-0		.61538 75		1-1-0		19		81		56		.55093 56		2		2	
TOTALS		RPI 1-25		RPI 26-50		W-L RECORDS		RPI 51-100		RPI 101-150		RPI 150+							
27-30-0		7-17-0		2-2-0		OVERALL		8-7-0		3-2-0		7-2-0							
19-15-0		4-4-0		2-2-0		HOME		7-7-0		1-1-0		5-1-0							
8-13-0		3-11-0		0-0-0		AWAY		1-0-0		2-1-0		2-1-0							
0-2-0		0-2-0		0-0-0		NEUTRAL		0-0-0		0-0-0		0-0-0							
16-10-0		2-3-0		2-2-0		NON-CONFERENCE		4-2-0		1-1-0		7-2-0							
12-7-0		1-1-0		2-2-0		HOME		3-2-0		1-1-0		5-1-0							
4-2-0		1-1-0		0-0-		AWAY		1-0-0		0-0-0		2-1-0							
0-1-0		0-1-0		0-0-0		NEUTRAL		0-0-0		0-0-0		0-0-0							
11-20-0		5-14-0		0-0-0		CONFERENCE		4-5-0		2-1-0		0-0-0							
7-8-0		3-3-0		0-0-0		HOME		4-5-0		0-0-0		0-0-0							
4-11-0		2-10-0		0-0-0		AWAY		0-0-0		2-1-0		0-0-0							
0-1-0		0-1-0		0-0-0		NEUTRAL		0-0-0		0-0-0		0-0-0							
RPI	S	Opponent		Score		RPI	S	Opponent		Score		RPI	S	Opponent		Score			
1	A	Florida		2	1	37	H	Wright St.		4	3	65	H	Alabama		7	1		
1	A	Florida		0	6	37	H	Wright St.		5	1	65	H	Alabama		7	10		
1	A	Florida		1	4	37	H	Wright St.		1	3	65	H	Alabama		12	4		
4	A	Texas A&M		0	5	43	H	South Ala.		1	3	70	H	Kentucky		5	2		
4	A	Texas A&M		1	15							70	H	Kentucky		6	14		
4	A	Texas A&M		2	10							70	H	Kentucky		4	11		
7	A	Clemson		0	12							81	H	Ga. Southern		4	1		
7	H	Clemson		6	11							81	H	Ga. Southern		3	5		
9	H	Ole Miss		13	2							81	H	Ga. Southern		5	1		
9	H	Ole Miss		4	6							88	H	Tennessee		4	5		
9	H	Ole Miss		3	7							88	H	Tennessee		2	5		
9	N	Ole Miss		1	5							88	H	Tennessee		10	8		
13	H	South Carolina		13	4							95	A	Mercer		7	6		
13	H	South Carolina		1	3							95	H	Mercer		1	3		
13	H	South Carolina		5	3							97	H	Western Caro.		6	0		
15	A	Mississippi St.		11	8														
15	A	Mississippi St.		2	9														
15	A	Mississippi St.		1	3														
16	A	Vanderbilt		3	10														
16	A	Vanderbilt		3	15														
16	A	Vanderbilt		3	10														
22	A	Georgia Tech		3	1	LAST 15 GAMES													
22	H	Georgia Tech		13	5	9	N	Ole Miss		1	5	131	A	Missouri		0	5		
22	N	Georgia Tech		3	6	88	H	Tennessee		2	5	97	H	Western Caro.		6	0		
						88	H	Tennessee		4	5	9	H	Ole Miss		13	2		
						88	H	Tennessee		10	8								
						22	N	Georgia Tech		3	6								

Non-Div. I Games:

Georgia

131 A Missouri	5	2
131 A Missouri	7	4

G
e
o
r
g
i
a

G
e
o
r
g
i
a

Average RPI Win: 109		WON-LOST	WINNING	LAST 15	STRENGTH OF		OPP. STRENGTH	TEAM	ADJ		CONF.	ADJ CONF.
Average RPI Loss: 96		RECORD	PCT. RANK	GAMES	SCHEDULE		OF SCHEDULE	RPI	RPI		RPI	RPI
DIV. I ONLY		35-19-0	.64815	40	8-7-0		123	38	46		.54993	46
DIV. I NON-CONF.		17-4-0	.80952	10	1-1-0		235	61	46		.55514	46
TOTALS		RPI 1-25	RPI 26-50		W-L RECORDS		RPI 51-100		RPI 101-150		RPI 150+	
35-19-0		0-3-0	4-0-0		OVERALL		15-10-0		10-2-0		6-4-0	
17-6-0		0-0-0	3-0-0		HOME		8-4-0		5-1-0		1-1-0	
9-11-0		0-3-0	0-0-0		AWAY		5-6-0		2-0-0		2-2-0	
9-2-0		0-0-0	1-0-0		NEUTRAL		2-0-0		3-1-0		3-1-0	
17-4-0		0-0-0	1-0-0		NON-CONFERENCE		1-0-0		10-2-0		5-2-0	
6-2-0		0-0-0	0-0-0		HOME		0-0-0		5-1-0		1-1-0	
3-0-0		0-0-0	0-0-		AWAY		0-0-0		2-0-0		1-0-0	
8-2-0		0-0-0	1-0-0		NEUTRAL		1-0-0		3-1-0		3-1-0	
18-15-0		0-3-0	3-0-0		CONFERENCE		14-10-0		0-0-0		1-2-0	
11-4-0		0-0-0	3-0-0		HOME		8-4-0		0-0-0		0-0-0	
6-11-0		0-3-0	0-0-0		AWAY		5-6-0		0-0-0		1-2-0	
1-0-0		0-0-0	0-0-0		NEUTRAL		1-0-0		0-0-0		0-0-0	
RPI S	Opponent	Score	RPI S	Opponent	Score	RPI S	Opponent	Score	RPI S	Opponent	Score	
12 A	Arizona	1 6	38 H	Arizona St.	3 2	52 H	Washington	10 1	114 H	Central Ark.	7 1	
12 A	Arizona	5 6	38 H	Arizona St.	7 3	52 H	Washington	5 4	114 H	Central Ark.	6 2	
12 A	Arizona	1 4	38 H	Arizona St.	12 2	52 H	Washington	2 3	114 N	Central Ark.	6 2	
			50 N	Minnesota	8 7	68 A	California	0 5	115 H	Seattle	5 4	
						68 A	California	2 6	125 A	San Diego	7 2	
						68 A	California	3 5	125 A	San Diego	5 2	
						74 H	Stanford	11 4	126 N	Kansas St.	7 5	
						74 H	Stanford	3 2	126 N	Kansas St.	14 0	
						74 H	Stanford	0 6	129 N	Utah Valley	9 12	
						79 A	Southern California	3 1	141 H	San Francisco	0 5	
						79 A	Southern California	4 1	141 H	San Francisco	4 0	
						79 A	Southern California	1 10	141 H	San Francisco	8 5	
						80 A	Oregon	6 7	175 N	Ball St.	7 6	
						80 A	Oregon	11 10	176 A	Washington St.	3 8	
						80 H	Oregon	3 6	176 A	Washington St.	5 7	
						80 H	Oregon	4 7	176 A	Washington St.	12 3	
						80 H	Oregon	6 3	189 H	San Diego St.	5 6	
						89 N	William & Mary	12 3	189 H	San Diego St.	9 6	
						90 A	Utah	6 7	199 N	Kansas	3 1	
						90 A	Utah	10 4	199 N	Kansas	9 3	
									231 A	Portland	13 6	
									231 N	Portland	5 7	
		LAST 15 GAMES										
				100 H UCLA				6 0				
				100 H UCLA				3 0				
				100 H UCLA				1 0				
				79 A Southern California				4 1				
				79 A Southern California				1 10				

Non-Div. I Games:

Oregon St.

			RPI	S	Opponent	Score	
79	A	Southern California	3	1	90 A Utah	7	2
80	H	Oregon	3	6	90 N Utah	10	2
					100 H UCLA	6	0
					100 H UCLA	1	0
					100 H UCLA	3	0
80	H	Oregon	6	3			
80	H	Oregon	4	7			
231	N	Portland	5	7			

O
r
e
g
o
n
S
t
.

O
r
e
g
o
n
S
t
.

Average RPI Win:		155	WON-LOST RECORD		WINNING PCT. RANK		LAST 15 GAMES		STRENGTH OF SCHEDULE		OPP. STRENGTH OF SCHEDULE		TEAM RPI		ADJ RPI		CONF. RPI		ADJ CONF. RPI				
Average RPI Loss:		97																					
DIV. I ONLY			39-23-0		.62903 54		8-7-0		103		93		47		.54979 47		13		13				
DIV. I NON-CONF.			16-13-0		.55172 113		1-2-0		31		45		40		.55836 40		13		13				
TOTALS		RPI 1-25		RPI 26-50		W-L RECORDS		RPI 51-100		RPI 101-150		RPI 150+											
39-23-0		2-7-0		0-3-0		OVERALL		8-3-0		7-4-0		22-6-0											
16-8-0		1-4-0		0-0-0		HOME		4-2-0		3-1-0		8-1-0											
18-13-0		0-2-0		0-3-0		AWAY		2-1-0		3-2-0		13-5-0											
5-2-0		1-1-0		0-0-0		NEUTRAL		2-0-0		1-1-0		1-0-0											
16-13-0		2-7-0		0-3-0		NON-CONFERENCE		0-0-0		4-1-0		10-2-0											
5-4-0		1-4-0		0-0-0		HOME		0-0-0		1-0-0		3-0-0											
9-7-0		0-2-0		0-0-		AWAY		0-0-0		2-0-0		7-2-0											
2-2-0		1-1-0		0-0-0		NEUTRAL		0-0-0		1-1-0		0-0-0											
23-10-0		0-0-0		0-0-0		CONFERENCE		8-3-0		3-3-0		12-4-0											
11-4-0		0-0-0		0-0-0		HOME		4-2-0		2-1-0		5-1-0											
9-6-0		0-0-0		0-0-0		AWAY		2-1-0		1-2-0		6-3-0											
3-0-0		0-0-0		0-0-0		NEUTRAL		2-0-0		0-0-0		1-0-0											
RPI	S	Opponent		Score		RPI	S	Opponent		Score		RPI	S	Opponent		Score		RPI	S	Opponent		Score	
14	A	Texas Tech		3	4	38	A	Arizona St.		5	9	87	A	Nevada		6	7	140	A	UNLV		4	10
14	A	Texas Tech		10	14	38	A	Arizona St.		0	1	87	A	Nevada		8	3	140	A	UNLV		6	2
14	H	Texas Tech		4	7	38	A	Arizona St.		4	7	87	A	Nevada		3	2	140	A	UNLV		6	11
14	H	Texas Tech		6	5							87	H	Nevada		9	13	140	H	UNLV		5	6
25	H	Dallas Baptist		2	5							87	H	Nevada		5	4	140	H	UNLV		15	3
25	H	Dallas Baptist		8	33							87	H	Nevada		11	17	140	H	UNLV		10	5
25	H	Dallas Baptist		11	12							87	N	Nevada		3	0	141	A	San Francisco		12	3
25	N	Dallas Baptist		3	5							87	N	Nevada		14	4	145	A	New Mexico St.		3	2
25	N	Dallas Baptist		12	6							94	H	Fresno St.		14	13	145	H	New Mexico St.		10	4
												94	H	Fresno St.		2	1	145	N	New Mexico St.		3	2
												94	H	Fresno St.		7	4	145	N	New Mexico St.		6	9
																		171	A	Sacramento St.		12	3
																		171	A	Sacramento St.		1	0
																		173	A	Hawaii		7	1
																		173	A	Hawaii		18	0
																		173	A	Hawaii		6	4
																		173	A	Hawaii		3	4
																		177	A	Air Force		11	2
																		177	A	Air Force		0	1
																		177	A	Air Force		23	2
																		177	N	Air Force		6	4
								LAST 15 GAMES										183	H	Wichita St.		8	6
								25 N Dallas Baptist		3	5	177	A	Air Force		0	1	183	H	Wichita St.		8	4
								14 A Texas Tech		3	4	177	A	Air Force		23	2	183	H	Wichita St.		17	7
								25 N Dallas Baptist		12	6	87	H	Nevada		9	13	186	A	Santa Clara		7	13
								87 N Nevada		14	4							189	A	San Diego St.		6	11
								177 N Air Force		6	4							189	A	San Diego St.		4	2

Non-Div. I Games:

New Mexico

87 N Nevada	3	0
177 A Air Force	11	2

RPI	S	Opponent	Score	
189	A	San Diego St.	5	3
189	H	San Diego St.	10	5
189	H	San Diego St.	13	7
189	H	San Diego St.	9	10
213	A	Grand Canyon	6	5
213	A	Grand Canyon	10	6
232	A	San Jose St.	6	2
232	A	San Jose St.	10	3
232	A	San Jose St.	8	9
232	H	San Jose St.	3	2
232	H	San Jose St.	11	1
232	H	San Jose St.	9	6

New Mexico

N
e
w
M
e
x
i
c
o

N
e
w
M
e
x
i
c
o

Average RPI Win: 135		WON-LOST	WINNING	LAST 15	STRENGTH OF		OPP. STRENGTH	TEAM	ADJ		CONF.	ADJ CONF.			
Average RPI Loss: 99		RECORD	PCT. RANK	GAMES	SCHEDULE		OF SCHEDULE	RPI	RPI		RPI	RPI			
DIV. I ONLY		38-25-0	.60317	72	12-3-0		108	78	48	.54885	48	6	6		
DIV. I NON-CONF.		20-15-0	.57143	102	2-2-0		103	112	59	.54733	59	6	6		
TOTALS		RPI 1-25	RPI 26-50		W-L RECORDS		RPI 51-100		RPI 101-150		RPI 150+				
38-25-0		1-5-0	4-6-0		OVERALL		8-1-0		7-6-0		18-7-0				
14-5-0		0-0-0	2-4-0		HOME		3-0-0		4-0-0		5-1-0				
15-18-0		0-4-0	2-2-0		AWAY		1-1-0		3-6-0		9-5-0				
9-2-0		1-1-0	0-0-0		NEUTRAL		4-0-0		0-0-0		4-1-0				
20-15-0		1-5-0	2-0-0		NON-CONFERENCE		4-1-0		3-4-0		10-5-0				
7-1-0		0-0-0	1-0-0		HOME		0-0-0		1-0-0		5-1-0				
8-13-0		0-4-0	1-0-		AWAY		1-1-0		2-4-0		4-4-0				
5-1-0		1-1-0	0-0-0		NEUTRAL		3-0-0		0-0-0		1-0-0				
18-10-0		0-0-0	2-6-0		CONFERENCE		4-0-0		4-2-0		8-2-0				
7-4-0		0-0-0	1-4-0		HOME		3-0-0		3-0-0		0-0-0				
7-5-0		0-0-0	1-2-0		AWAY		0-0-0		1-2-0		5-1-0				
4-1-0		0-0-0	0-0-0		NEUTRAL		1-0-0		0-0-0		3-1-0				
RPI S	Opponent	Score		RPI S	Opponent	Score		RPI S	Opponent	Score		RPI S	Opponent	Score	
1 A	Florida	5	6	26 A	Boston College	9	4	57 H	Houston	9	2	101 H	Rhode Island	14	4
18 A	UC Santa Barbara	6	9	27 A	East Carolina	1	2	57 H	Houston	4	1	103 A	Austin Peay	19	4
18 A	UC Santa Barbara	3	5	27 A	East Carolina	2	3	57 H	Houston	3	2	110 A	Liberty	7	5
18 A	UC Santa Barbara	2	6	27 A	East Carolina	5	1	57 N	Houston	7	2	110 A	Liberty	4	5
22 N	Georgia Tech	5	7	27 H	East Carolina	2	3	66 A	Hartford	3	4	110 A	Liberty	5	8
22 N	Georgia Tech	7	6	27 H	East Carolina	3	4	79 A	Southern California	5	4	120 A	Cincinnati	2	3
				27 H	East Carolina	9	11	83 N	Missouri St.	12	4	120 A	Cincinnati	2	3
				32 H	Tulane	5	14	89 N	William & Mary	3	2	120 A	Cincinnati	4	2
				32 H	Tulane	9	4	89 N	William & Mary	18	1	137 A	CSUN	4	12
				35 H	Bryant	6	3					137 A	CSUN	1	2
												146 H	UCF	15	8
												146 H	UCF	4	3
												146 H	UCF	3	0
												158 A	Holy Cross	5	1
												166 A	Northeastern	9	8
												169 A	South Fla.	11	2
												169 A	South Fla.	7	3
												169 A	South Fla.	3	2
												169 N	South Fla.	9	1
												174 H	Fairfield	2	1
												182 A	Columbia	3	4
												182 H	Columbia	3	0
												182 H	Columbia	4	3
												187 A	UTSA	9	6
												187 A	UTSA	1	2
												187 A	UTSA	5	6
												205 H	Central Conn. St.	4	8
LAST 15 GAMES				22 N	Georgia Tech	5	7	207 N	Memphis	6	2				
				1 A	Florida	5	6	169 A	South Fla.	3	2				
				22 N	Georgia Tech	7	6	169 A	South Fla.	7	3				
				57 N	Houston	7	2								
				207 N	Memphis	5	0								

Non-Div. I Games:

UConn

207 N Memphis	5	9
169 N South Fla.	9	1

RPI	S	Opponent	Score	
207	A	Memphis	10	1
207	A	Memphis	11	9
207	A	Memphis	2	3
207	N	Memphis	5	9
207	N	Memphis	5	0
207	N	Memphis	6	2
212	H	Yale	8	2
221	A	UMass Lowell	4	2
250	A	Massachusetts	5	9
250	H	Massachusetts	5	0
293	N	Alcorn	25	3

UConn

U
C
o
n
n

U
C
o
n
n

Average RPI Win:	172	WON-LOST RECORD	WINNING PCT. RANK	LAST 15 GAMES	STRENGTH OF SCHEDULE	OPP. STRENGTH OF SCHEDULE	TEAM RPI	ADJ RPI	CONF. RPI	ADJ CONF. RPI		
DIV. I ONLY		38-17-0	.69091	17	7-8-0	152	152	49	.54866	49	16	16
DIV. I NON-CONF.		23-10-0	.69697	39	1-2-0	150	146	44	.55614	44	16	16
<hr/>												
TOTALS	RPI 1-25	RPI 26-50		W-L RECORDS		RPI 51-100		RPI 101-150		RPI 150+		
38-17-0	0-0-0	0-0-0		OVERALL		6-11-0		10-4-0		22-2-0		
22-4-0	0-0-0	0-0-0		HOME		3-2-0		3-1-0		16-1-0		
14-11-0	0-0-0	0-0-0		AWAY		3-7-0		5-3-0		6-1-0		
2-2-0	0-0-0	0-0-0		NEUTRAL		0-2-0		2-0-0		0-0-0		
<hr/>												
23-10-0	0-0-0	0-0-0		NON-CONFERENCE		5-7-0		4-2-0		14-1-0		
15-2-0	0-0-0	0-0-0		HOME		3-2-0		1-0-0		11-0-0		
8-8-0	0-0-0	0-0-		AWAY		2-5-0		3-2-0		3-1-0		
0-0-0	0-0-0	0-0-0		NEUTRAL		0-0-0		0-0-0		0-0-0		
<hr/>												
15-7-0	0-0-0	0-0-0		CONFERENCE		1-4-0		6-2-0		8-1-0		
7-2-0	0-0-0	0-0-0		HOME		0-0-0		2-1-0		5-1-0		
6-3-0	0-0-0	0-0-0		AWAY		1-2-0		2-1-0		3-0-0		
2-2-0	0-0-0	0-0-0		NEUTRAL		0-2-0		2-0-0		0-0-0		
<hr/>												
RPI	S	Opponent	Score	RPI	S	Opponent	Score	RPI	S	Opponent	Score	
						53 A Nebraska	2 8	124 A Arkansas			2 6	
						53 H Nebraska	4 3	126 A Kansas St.			2 8	
						53 H Nebraska	2 15	126 H Kansas St.			5 4	
						56 A BYU	8 5	135 A St. John's (NY)			8 2	
						56 A BYU	4 13	135 A St. John's (NY)			2 6	
						56 A BYU	10 2	135 A St. John's (NY)			6 3	
						72 A Xavier	5 6	135 N St. John's (NY)			4 3	
						72 A Xavier	4 6	144 H Seton Hall			3 1	
						72 A Xavier	4 2	144 H Seton Hall			7 1	
						72 N Xavier	3 5	144 H Seton Hall			4 5	
						72 N Xavier	7 8	144 N Seton Hall			6 5	
						84 H Jacksonville	3 4	147 A Stetson			5 1	
						84 H Jacksonville	4 0	147 A Stetson			4 1	
						84 H Jacksonville	2 1	147 A Stetson			7 5	
						94 A Fresno St.	3 7	155 H UAB			4 3	
						94 A Fresno St.	1 2	155 H UAB			3 1	
						94 A Fresno St.	1 2	155 H UAB			2 1	
								162 H Stony Brook			5 4	
								162 H Stony Brook			4 0	
								162 H Stony Brook			4 0	
								179 H Georgetown			4 0	
								179 H Georgetown			2 3	
								179 H Georgetown			6 2	
								180 H Omaha			2 1	
						53 H Nebraska	2 15	180 H Omaha			2 1	
						72 A Xavier	4 6	183 A Wichita St.			3 7	
								198 A Murray St.			10 5	
								198 A Murray St.			9 4	
<hr/>												
LAST 15 GAMES												
						72 N Xavier	7 8	180 H Omaha			2 1	
						135 N St. John's (NY)	4 3	53 H Nebraska			2 15	
						72 N Xavier	3 5	72 A Xavier			4 6	
						144 N Seton Hall	6 5					
						135 A St. John's (NY)	2 6					

Non-Div. I Games:

Creighton

135	A	St. John's (NY)	8	2
135	A	St. John's (NY)	6	3

RPI	S	Opponent	Score	
198	A	Murray St.	7	2
230	H	South Dakota St.	6	5
238	A	Villanova	10	4
238	A	Villanova	9	3
238	A	Villanova	6	5
276	H	Butler	6	4
276	H	Butler	4	3
276	H	Butler	2	1
289	H	North Dakota	7	1
289	H	North Dakota	7	1
289	H	North Dakota	5	0

Average RPI Win:		143	WON-LOST RECORD		WINNING PCT. RANK		LAST 15 GAMES		STRENGTH OF SCHEDULE		OPP. STRENGTH OF SCHEDULE		TEAM RPI		ADJ RPI		CONF. RPI		ADJ CONF. RPI				
DIV. I ONLY			34-22-0		.60714 69		7-8-0		96		114		50		.54833 50		7		7				
DIV. I NON-CONF.			18-13-0		.58065 95		2-3-0		67		166		41		.55832 41		7		7				
TOTALS		RPI 1-25		RPI 26-50		W-L RECORDS		RPI 51-100		RPI 101-150		RPI 150+											
34-22-0		0-1-0		4-5-0		OVERALL		10-5-0		5-7-0		15-4-0											
11-6-0		0-0-0		1-2-0		HOME		4-2-0		1-2-0		5-0-0											
18-12-0		0-1-0		2-0-0		AWAY		4-2-0		2-5-0		10-4-0											
5-4-0		0-0-0		1-3-0		NEUTRAL		2-1-0		2-0-0		0-0-0											
18-13-0		0-1-0		1-2-0		NON-CONFERENCE		4-1-0		4-5-0		9-4-0											
5-0-0		0-0-0		0-0-0		HOME		0-0-0		0-0-0		5-0-0											
8-11-0		0-1-0		0-0-		AWAY		2-1-0		2-5-0		4-4-0											
5-2-0		0-0-0		1-2-0		NEUTRAL		2-0-0		2-0-0		0-0-0											
16-9-0		0-0-0		3-3-0		CONFERENCE		6-4-0		1-2-0		6-0-0											
6-6-0		0-0-0		1-2-0		HOME		4-2-0		1-2-0		0-0-0											
10-1-0		0-0-0		2-0-0		AWAY		2-1-0		0-0-0		6-0-0											
0-2-0		0-0-0		0-1-0		NEUTRAL		0-1-0		0-0-0		0-0-0											
RPI	S	Opponent		Score		RPI	S	Opponent		Score		RPI	S	Opponent		Score							
4	A	Texas A&M		2	8	28	N	Wake Forest		3	5	55	A	Illinois		0	2	104	H	Indiana		2	3
						28	N	Wake Forest		8	3	55	A	Illinois		3	1	104	H	Indiana		8	6
						36	H	Ohio St.		4	3	55	A	Illinois		14	6	104	H	Indiana		8	12
						36	H	Ohio St.		5	6	60	H	Maryland		9	5	107	N	Binghamton		8	5
						36	H	Ohio St.		2	3	60	H	Maryland		6	4	115	A	Seattle		12	2
						39	A	Michigan		5	3	60	H	Maryland		2	4	115	A	Seattle		1	4
						39	A	Michigan		8	1	73	H	Iowa		3	6	115	A	Seattle		3	13
						39	N	Michigan		2	3	73	H	Iowa		4	1	115	A	Seattle		4	5
						46	N	Oregon St.		7	8	73	H	Iowa		6	3	129	A	Utah Valley		2	3
												73	N	Iowa		2	8	129	A	Utah Valley		6	15
												83	A	Missouri St.		12	5	129	A	Utah Valley		13	5
												83	A	Missouri St.		7	5	129	N	Utah Valley		8	2
												83	A	Missouri St.		4	5	159	A	Campbell		7	5
												90	N	Utah		9	3	159	A	Campbell		3	1
												90	N	Utah		6	1	159	A	Campbell		7	11
																		197	A	North Dakota St.		4	7
																		197	H	North Dakota St.		10	0
																		199	H	Kansas		12	7
																		199	H	Kansas		19	7
																		210	H	Northern Ill.		12	10
																		228	A	Georgia St.		11	6
																		228	A	Georgia St.		3	4
																		228	A	Georgia St.		3	0
																		230	A	South Dakota St.		6	7
																		230	H	South Dakota St.		7	3
																		255	A	Northwestern		10	1
																		255	A	Northwestern		6	5

Non-Div. I Games: Saint Mary's (MN) 9 1 Augsburg 10 3

Minnesota

Minnesota

73 N Iowa	2	8
36 H Ohio St.	5	6

Through Games Of June 30, 2016

RPI	S	Opponent	Score	
255	A	Northwestern	8	0
275	A	Purdue	4	3
275	A	Purdue	14	4
275	A	Purdue	3	0

Minnesota

M
i
n
n
e
s
o
t
a

M
i
n
n
e
s
o
t
a

Average RPI Win:		154	WON-LOST RECORD		WINNING PCT. RANK		LAST 15 GAMES		STRENGTH OF SCHEDULE		OPP. STRENGTH OF SCHEDULE		TEAM RPI		ADJ RPI		CONF. RPI		ADJ CONF. RPI								
Average RPI Loss:		58																									
DIV. I ONLY			33-24-0		.57895 84		9-6-0		55		101		51		.54713 51		12		12								
DIV. I NON-CONF.			13-12-0		.52 132		2-4-0		36		94		66		.54175 66		10		10								
TOTALS		RPI 1-25		RPI 26-50		W-L RECORDS		RPI 51-100		RPI 101-150		RPI 150+															
33-24-0		1-8-0		2-6-0		OVERALL		4-4-0		10-5-0		16-1-0															
18-7-0		0-1-0		1-3-0		HOME		2-1-0		3-1-0		12-1-0															
13-15-0		1-7-0		1-3-0		AWAY		1-2-0		7-3-0		3-0-0															
2-2-0		0-0-0		0-0-0		NEUTRAL		1-1-0		0-1-0		1-0-0															
13-12-0		1-8-0		0-2-0		NON-CONFERENCE		1-0-0		4-1-0		7-1-0															
7-3-0		0-1-0		0-1-0		HOME		0-0-0		1-0-0		6-1-0															
4-9-0		1-7-0		0-0-		AWAY		0-0-0		3-1-0		0-0-0															
2-0-0		0-0-0		0-0-0		NEUTRAL		1-0-0		0-0-0		1-0-0															
20-12-0		0-0-0		2-4-0		CONFERENCE		3-4-0		6-4-0		9-0-0															
11-4-0		0-0-0		1-2-0		HOME		2-1-0		2-1-0		6-0-0															
9-6-0		0-0-0		1-2-0		AWAY		1-2-0		4-2-0		3-0-0															
0-2-0		0-0-0		0-0-0		NEUTRAL		0-1-0		0-1-0		0-0-0															
RPI	S	Opponent		Score		RPI	S	Opponent		Score		RPI	S	Opponent		Score		RPI	S	Opponent		Score					
4	A	Texas A&M		6	7	31	A	Louisiana Tech		4	5	61	N	St. Mary's (CA)		9	3	102	A	McNeese St.		8	7				
10	A	LSU		2	7	31	H	Louisiana Tech		0	6	77	H	Lamar		5	6	102	A	McNeese St.		7	1				
12	A	Arizona		1	4	40	A	Sam Houston St.		1	2	77	H	Lamar		2	0	102	A	McNeese St.		1	2				
12	A	Arizona		6	4	40	A	Sam Houston St.		1	2	77	H	Lamar		5	1	102	N	McNeese St.		0	3				
17	A	UL Lafayette		0	4	40	A	Sam Houston St.		7	5	86	A	New Orleans		6	1	105	H	SFA		1	4				
17	H	UL Lafayette		1	10	44	H	Southeastern La.		3	2	86	A	New Orleans		5	6	105	H	SFA		4	2				
20	A	Southern Miss.		5	15	44	H	Southeastern La.		5	8	86	A	New Orleans		4	5	105	H	SFA		10	3				
20	A	Southern Miss.		6	8	44	H	Southeastern La.		1	2	86	N	New Orleans		5	6	114	A	Central Ark.		3	2				
20	A	Southern Miss.		5	8													114	A	Central Ark.		7	5				
																				114	A	Central Ark.		3	6		
																				119	A	Arkansas St.		1	4		
																				119	A	Arkansas St.		8	3		
																				119	A	Arkansas St.		6	3		
																				149	A	La.-Monroe		6	2		
																				149	H	La.-Monroe		11	2		
																				156	H	Alabama St.		8	4		
																				156	H	Alabama St.		1	0		
																				156	H	Alabama St.		4	2		
																				171	H	Sacramento St.		2	4		
																				184	A	Nicholls St.		13	4		
																				184	A	Nicholls St.		6	3		
																				184	A	Nicholls St.		4	1		
																				216	H	Abilene Christian		10	9		
																				216	H	Abilene Christian		2	0		
																				216	H	Abilene Christian		4	3		
																				229	H	A&M-Corpus Christi		4	2		
																				229	H	A&M-Corpus Christi		6	5		

Northwestern St.

10	A	LSU	2	7
184	A	Nicholls St.	6	3

Through Games Of June 30, 2016

RPI	S	Opponent	Score	
229	H	A&M-Corpus Christi	4	3
253	N	CSU Bakersfield	9	7
283	H	Grambling	2	1
300	H	Mississippi Val.	10	0
300	H	Mississippi Val.	10	7

Northwestern St.

N
o
r
t
h
w
e
s
t
e
r
n
s
t
.

N
o
r
t
h
w
e
s
t
e
r
n
s
t
.

[illegible]

Non-Div. I Games:

Washington

Washington

RPI	S	Opponent	Score
90	A	Utah	5 4
74	H	Stanford	4 0
100	H	UCLA	8 7
100	H	UCLA	0 1
100	H	UCLA	7 4
74	H	Stanford	7 8
74	H	Stanford	4 3
270	H	Northern Colo.	4 2

W
a
s
h
i
n
g
t
o
n

Average RPI Win: 140		WON-LOST	WINNING	LAST 15	STRENGTH OF		OPP. STRENGTH	TEAM	ADJ		CONF.	ADJ CONF.
Average RPI Loss: 87		RECORD	PCT. RANK	GAMES	SCHEDULE		OF SCHEDULE	RPI	RPI		RPI	RPI
DIV. I ONLY		37-22-0	.62712	55	107		95	53	.54419		53	7
DIV. I NON-CONF.		21-12-0	.63636	66	89		57	52	.55334		52	7
TOTALS		RPI 1-25	RPI 26-50		W-L RECORDS		RPI 51-100		RPI 101-150		RPI 150+	
37-22-0		0-2-0	4-6-0		OVERALL		7-6-0		12-5-0		14-3-0	
21-6-0		0-0-0	1-0-0		HOME		2-1-0		9-2-0		9-3-0	
14-11-0		0-0-0	2-6-0		AWAY		5-3-0		3-2-0		4-0-0	
2-5-0		0-2-0	1-0-0		NEUTRAL		0-2-0		0-1-0		1-0-0	
21-12-0		0-2-0	4-3-0		NON-CONFERENCE		3-3-0		5-2-0		9-2-0	
12-3-0		0-0-0	1-0-0		HOME		0-0-0		4-1-0		7-2-0	
7-6-0		0-0-0	2-0-		AWAY		3-2-0		1-1-0		1-0-0	
2-3-0		0-2-0	1-0-0		NEUTRAL		0-1-0		0-0-0		1-0-0	
16-10-0		0-0-0	0-3-0		CONFERENCE		4-3-0		7-3-0		5-1-0	
9-3-0		0-0-0	0-0-0		HOME		2-1-0		5-1-0		2-1-0	
7-5-0		0-0-0	0-3-0		AWAY		2-1-0		2-1-0		3-0-0	
0-2-0		0-0-0	0-0-0		NEUTRAL		0-1-0		0-1-0		0-0-0	
RPI S	Opponent	Score	RPI S	Opponent	Score	RPI S	Opponent	Score	RPI S	Opponent	Score	
12 N	Arizona	10 11	32 N	Tulane	11 5	55 H	Illinois	9 8	104 H	Indiana	3 0	
21 N	Oklahoma St.	0 6	39 A	Michigan	2 7	55 H	Illinois	9 7	104 H	Indiana	4 1	
			39 A	Michigan	1 6	55 H	Illinois	4 6	104 H	Indiana	2 0	
			39 A	Michigan	6 10	62 A	Col. of Charleston	5 13	104 N	Indiana	2 6	
			41 A	Long Beach St.	9 2	62 A	Col. of Charleston	4 0	111 A	Rutgers	2 3	
			41 A	Long Beach St.	1 3	62 A	Col. of Charleston	3 7	111 A	Rutgers	8 1	
			41 A	Long Beach St.	0 1	69 A	Indiana St.	10 4	111 A	Rutgers	8 4	
			49 A	Creighton	3 4	69 A	Indiana St.	11 4	116 H	Loyola Marymount	5 4	
			49 A	Creighton	15 2	78 A	Michigan St.	7 4	116 H	Loyola Marymount	6 4	
			49 H	Creighton	8 2	78 A	Michigan St.	6 3	116 H	Loyola Marymount	7 0	
						78 A	Michigan St.	2 4	116 H	Loyola Marymount	3 0	
						78 N	Michigan St.	1 5	123 H	Penn St.	8 1	
						97 N	Western Caro.	1 4	123 H	Penn St.	4 7	
									123 H	Penn St.	6 0	
									125 A	San Diego	5 17	
									126 A	Kansas St.	5 1	
									126 H	Kansas St.	2 4	
									180 A	Omaha	11 6	
									180 H	Omaha	8 2	
									183 H	Wichita St.	5 17	
									183 H	Wichita St.	7 3	
									183 H	Wichita St.	4 0	
									184 H	Nicholls St.	4 2	
									184 H	Nicholls St.	1 7	
									184 H	Nicholls St.	6 1	
									199 N	Kansas	3 1	
									255 H	Northwestern	3 11	
			LAST 15 GAMES									
			97 N	Western Caro.	1 4	49 A	Creighton	15 2				
			21 N	Oklahoma St.	0 6	123 H	Penn St.	8 1				
			104 N	Indiana	2 6	123 H	Penn St.	6 0				
			78 N	Michigan St.	1 5							
			104 H	Indiana	3 0							

Non-Div. I Games:

Nebraska

104	H	Indiana	2	0
104	H	Indiana	4	1

RPI	S	Opponent	Score	
255	H	Northwestern	3	2
255	H	Northwestern	8	7
270	H	Northern Colo.	7	1
270	H	Northern Colo.	8	0
275	A	Purdue	11	6
275	A	Purdue	9	5
275	A	Purdue	9	8

Nebraska

N
e
b
r
a
s
k
a

N
e
b
r
a
s
k
a

Average RPI Win: 120		WON-LOST	WINNING	LAST 15	STRENGTH OF		OPP. STRENGTH	TEAM	ADJ		CONF.	ADJ CONF.
Average RPI Loss: 95		RECORD	PCT. RANK	GAMES	SCHEDULE		OF SCHEDULE	RPI	RPI		RPI	RPI
DIV. I ONLY		36-22-0	.62069	59	12-3-0		110	29	54		.54363	54
DIV. I NON-CONF.		21-10-0	.67742	47	5-0-0		220	54	94		.52954	94
TOTALS		RPI 1-25	RPI 26-50		W-L RECORDS		RPI 51-100		RPI 101-150		RPI 150+	
36-22-0		4-7-0	0-0-0		OVERALL		12-4-0		10-6-0		10-5-0	
20-10-0		2-1-0	0-0-0		HOME		7-2-0		7-5-0		4-2-0	
13-11-0		1-5-0	0-0-0		AWAY		3-2-0		3-1-0		6-3-0	
3-1-0		1-1-0	0-0-0		NEUTRAL		2-0-0		0-0-0		0-0-0	
21-10-0		0-0-0	0-0-0		NON-CONFERENCE		9-2-0		4-3-0		8-5-0	
12-6-0		0-0-0	0-0-0		HOME		7-2-0		1-2-0		4-2-0	
9-4-0		0-0-0	0-0-		AWAY		2-0-0		3-1-0		4-3-0	
0-0-0		0-0-0	0-0-0		NEUTRAL		0-0-0		0-0-0		0-0-0	
15-12-0		4-7-0	0-0-0		CONFERENCE		3-2-0		6-3-0		2-0-0	
8-4-0		2-1-0	0-0-0		HOME		0-0-0		6-3-0		0-0-0	
4-7-0		1-5-0	0-0-0		AWAY		1-2-0		0-0-0		2-0-0	
3-1-0		1-1-0	0-0-0		NEUTRAL		2-0-0		0-0-0		0-0-0	
RPI S	Opponent	Score	RPI S	Opponent	Score	RPI S	Opponent	Score	RPI S	Opponent	Score	
6 A	TCU	2 14				60 H	Maryland	4 1	113 H	Baylor	5 1	
6 A	TCU	6 10				64 A	Marshall	5 4	113 H	Baylor	10 0	
6 A	TCU	1 7				64 H	Marshall	9 8	113 H	Baylor	6 8	
6 N	TCU	10 11				67 A	Oklahoma	12 7	123 A	Penn St.	4 5	
14 A	Texas Tech	8 7				67 A	Oklahoma	6 12	126 H	Kansas St.	2 15	
14 A	Texas Tech	1 2				67 A	Oklahoma	0 1	126 H	Kansas St.	6 8	
14 A	Texas Tech	2 4				67 N	Oklahoma	6 0	126 H	Kansas St.	5 4	
14 N	Texas Tech	9 4				67 N	Oklahoma	11 1	128 H	Texas	11 2	
21 H	Oklahoma St.	4 3				82 H	Old Dominion	6 5	128 H	Texas	9 5	
21 H	Oklahoma St.	5 4				82 H	Old Dominion	4 3	128 H	Texas	14 7	
21 H	Oklahoma St.	1 8				82 H	Old Dominion	4 5	130 H	Furman	8 5	
						85 A	Pittsburgh	10 4	130 H	Furman	3 7	
						85 H	Pittsburgh	1 4	130 H	Furman	6 8	
						89 H	William & Mary	7 6	140 A	UNLV	9 6	
						89 H	William & Mary	8 7	140 A	UNLV	13 1	
						89 H	William & Mary	6 1	140 A	UNLV	9 4	
									173 A	Hawaii	9 2	
									173 A	Hawaii	4 1	
									173 A	Hawaii	2 6	
									173 A	Hawaii	1 4	
									185 H	Eastern Mich.	5 1	
									196 H	Canisius	5 7	
						85 A	Pittsburgh	10 4	196 H	Canisius	0 9	
						89 H	William & Mary	6 1	199 A	Kansas	1 0	
						89 H	William & Mary	8 7	199 A	Kansas	11 6	
									200 H	Virginia Tech	5 4	
									202 H	Radford	6 2	
			LAST 15 GAMES									
			6 N	TCU	10 11							
			67 N	Oklahoma	11 1							
			14 N	Texas Tech	9 4							
			67 N	Oklahoma	6 0							
			14 A	Texas Tech	8 7							

Non-Div. I Games:

West Virginia

14	A	Texas Tech	2	4
14	A	Texas Tech	1	2

RPI	S	Opponent	Score	
236	A	Charleston So.	3	0
236	A	Charleston So.	5	0
236	A	Charleston So.	3	4
258	H	Youngstown St.	13	3

W
e
s
t
V
i
r
g
i
n
i
a

W
e
s
t
V
i
r
g
i
n
i
a

West Virginia

Average RPI Win: 137		WON-LOST	WINNING	LAST 15	STRENGTH OF		OPP. STRENGTH	TEAM	ADJ		CONF.	ADJ CONF.
Average RPI Loss: 73		RECORD	PCT. RANK	GAMES	SCHEDULE		OF SCHEDULE	RPI	RPI		RPI	RPI
DIV. I ONLY		28-23-0	.54902	105	56		90	55	.5435		55	7
DIV. I NON-CONF.		16-11-0	.59259	88	153		115	69	.53873		69	7
TOTALS		RPI 1-25	RPI 26-50		W-L RECORDS		RPI 51-100		RPI 101-150		RPI 150+	
28-23-0		0-2-0	6-6-0		OVERALL		4-8-0		8-6-0		10-1-0	
13-5-0		0-0-0	5-4-0		HOME		0-0-0		3-1-0		5-0-0	
10-15-0		0-2-0	1-2-0		AWAY		4-6-0		4-5-0		1-0-0	
5-3-0		0-0-0	0-0-0		NEUTRAL		0-2-0		1-0-0		4-1-0	
16-11-0		0-2-0	1-2-0		NON-CONFERENCE		0-3-0		5-3-0		10-1-0	
6-0-0		0-0-0	0-0-0		HOME		0-0-0		1-0-0		5-0-0	
5-8-0		0-2-0	1-0-		AWAY		0-1-0		3-3-0		1-0-0	
5-3-0		0-0-0	0-0-0		NEUTRAL		0-2-0		1-0-0		4-1-0	
12-12-0		0-0-0	5-4-0		CONFERENCE		4-5-0		3-3-0		0-0-0	
7-5-0		0-0-0	5-4-0		HOME		0-0-0		2-1-0		0-0-0	
5-7-0		0-0-0	0-0-0		AWAY		4-5-0		1-2-0		0-0-0	
0-0-0		0-0-0	0-0-0		NEUTRAL		0-0-0		0-0-0		0-0-0	
RPI S	Opponent	Score	RPI S	Opponent	Score	RPI S	Opponent	Score	RPI S	Opponent	Score	
5 A	Coastal Caro.	4 12	32 A	Tulane	0 3	53 A	Nebraska	7 9	104 A	Indiana	2 1	
5 A	Coastal Caro.	4 10	32 A	Tulane	5 6	53 A	Nebraska	8 9	104 A	Indiana	1 3	
			32 A	Tulane	5 2	53 A	Nebraska	6 4	104 A	Indiana	1 4	
			36 H	Ohio St.	1 9	60 A	Maryland	4 2	112 A	FGCU	2 3	
			36 H	Ohio St.	1 0	60 A	Maryland	5 4	112 A	FGCU	4 2	
			36 H	Ohio St.	5 3	60 A	Maryland	1 3	112 A	FGCU	4 2	
			39 H	Michigan	0 1	69 A	Indiana St.	4 5	122 A	Southern Ill.	0 1	
			39 H	Michigan	11 8	73 A	Iowa	3 4	122 A	Southern Ill.	2 3	
			39 H	Michigan	6 3	73 A	Iowa	3 4	122 H	Southern Ill.	6 3	
			50 H	Minnesota	1 3	73 A	Iowa	10 4	123 H	Penn St.	5 0	
			50 H	Minnesota	2 0	76 N	UNCG	4 5	123 H	Penn St.	6 1	
			50 H	Minnesota	6 14	76 N	UNCG	9 20	123 H	Penn St.	3 5	
									131 N	Missouri	6 4	
									147 A	Stetson	4 1	
									210 N	Northern Ill.	5 3	
									210 N	Northern Ill.	3 9	
									219 A	Illinois St.	8 3	
									219 H	Illinois St.	7 1	
									220 N	Central Mich.	9 4	
									238 N	Villanova	4 2	
									240 H	Saint Louis	6 2	
									240 H	Saint Louis	6 4	
									240 H	Saint Louis	3 1	
									272 H	Eastern Ill.	9 7	
									272 N	Eastern Ill.	5 4	
			LAST 15 GAMES									
			39 H	Michigan	6 3	60 A	Maryland	4 2				
			39 H	Michigan	11 8	60 A	Maryland	1 3				
			39 H	Michigan	0 1	122 H	Southern Ill.	6 3				
			104 A	Indiana	1 4							
			104 A	Indiana	1 3							

Non-Div. I Games:

Illinois

104 A Indiana	2	1
60 A Maryland	5	4

I
l
l
i
n
o
i
s

I
l
l
i
n
o
i
s

BYU

Average RPI Win: 167		WON-LOST	WINNING	LAST 15	STRENGTH OF		OPP. STRENGTH	TEAM	ADJ		CONF.	ADJ CONF.			
Average RPI Loss: 90		RECORD	PCT. RANK	GAMES	SCHEDULE		OF SCHEDULE	RPI	RPI		RPI	RPI			
DIV. I ONLY		37-17-0	.68519	20	8-7-0		146	141	56	.5434	56	11	11		
DIV. I NON-CONF.		19-6-0	.76	19	1-2-0		130	188	36	.56225	36	8	8		
TOTALS		RPI 1-25	RPI 26-50		W-L RECORDS		RPI 51-100		RPI 101-150		RPI 150+				
37-17-0		0-1-0	3-4-0		OVERALL		4-6-0		11-5-0		19-1-0				
19-8-0		0-1-0	3-3-0		HOME		2-0-0		5-3-0		9-1-0				
14-7-0		0-0-0	0-0-0		AWAY		2-5-0		6-2-0		6-0-0				
4-2-0		0-0-0	0-1-0		NEUTRAL		0-1-0		0-0-0		4-0-0				
19-6-0		0-1-0	1-2-0		NON-CONFERENCE		2-1-0		5-2-0		11-0-0				
8-4-0		0-1-0	1-2-0		HOME		2-0-0		1-1-0		4-0-0				
7-2-0		0-0-0	0-0-		AWAY		0-1-0		4-1-0		3-0-0				
4-0-0		0-0-0	0-0-0		NEUTRAL		0-0-0		0-0-0		4-0-0				
18-11-0		0-0-0	2-2-0		CONFERENCE		2-5-0		6-3-0		8-1-0				
11-4-0		0-0-0	2-1-0		HOME		0-0-0		4-2-0		5-1-0				
7-5-0		0-0-0	0-0-0		AWAY		2-4-0		2-1-0		3-0-0				
0-2-0		0-0-0	0-1-0		NEUTRAL		0-1-0		0-0-0		0-0-0				
RPI S	Opponent	Score		RPI S	Opponent	Score		RPI S	Opponent	Score		RPI S	Opponent	Score	
12 H	Arizona	5	11	33 H	Gonzaga	11	2	61 A	St. Mary's (CA)	5	4	116 H	Loyola Marymount	4	1
				33 H	Gonzaga	5	4	61 A	St. Mary's (CA)	4	7	116 H	Loyola Marymount	7	4
				33 H	Gonzaga	5	9	61 A	St. Mary's (CA)	4	5	116 H	Loyola Marymount	5	10
				33 N	Gonzaga	3	5	90 A	Utah	1	8	125 H	San Diego	12	2
				49 H	Creighton	2	10	90 H	Utah	14	3	125 H	San Diego	13	1
				49 H	Creighton	5	8	90 H	Utah	6	0	125 H	San Diego	7	13
				49 H	Creighton	13	4	91 A	Pepperdine	9	5	127 A	Samford	4	3
								91 A	Pepperdine	0	3	127 A	Samford	7	1
								91 A	Pepperdine	3	4	127 A	Samford	6	4
								91 N	Pepperdine	2	7	127 A	Samford	5	10
												129 A	Utah Valley	17	6
												129 H	Utah Valley	6	1
												129 H	Utah Valley	6	7
												141 A	San Francisco	5	6
												141 A	San Francisco	9	3
												141 A	San Francisco	12	6
												186 H	Santa Clara	9	8
												186 H	Santa Clara	10	5
												186 H	Santa Clara	8	2
												199 A	Kansas	8	2
												199 A	Kansas	11	10
												199 A	Kansas	7	6
												227 H	Pacific	8	10
												227 H	Pacific	19	3
												227 H	Pacific	11	4
												231 A	Portland	8	2
												231 A	Portland	4	1
				LAST 15 GAMES											
				91 N	Pepperdine	2	7	141 A	San Francisco	12	6				
				33 N	Gonzaga	3	5	141 A	San Francisco	5	6				
				186 H	Santa Clara	10	5	129 A	Utah Valley	17	6				
				186 H	Santa Clara	9	8								
				186 H	Santa Clara	8	2								

Non-Div. I Games:

BYU

90	A	Utah	1	8
141	A	San Francisco	9	3

RPI	S	Opponent	Score	
231	A	Portland	5	3
240	N	Saint Louis	21	7
240	N	Saint Louis	11	3
240	N	Saint Louis	5	0
240	N	Saint Louis	11	7
264	H	Niagara	14	2
264	H	Niagara	14	10
264	H	Niagara	15	3
264	H	Niagara	14	1

Average RPI Win:		136	WON-LOST RECORD		WINNING PCT. RANK	LAST 15 GAMES		STRENGTH OF SCHEDULE		OPP. STRENGTH OF SCHEDULE	TEAM RPI	ADJ RPI	CONF. RPI	ADJ CONF. RPI			
DIV. I ONLY			36-23-0		.61017	66	11-4-0		76	56	57	.54315	57	6	6		
DIV. I NON-CONF.			22-10-0		.6875	42	3-0-0		96	51	50	.55344	50	6	6		
TOTALS		RPI 1-25		RPI 26-50		W-L RECORDS		RPI 51-100		RPI 101-150		RPI 150+					
36-23-0		3-4-0		6-10-0		OVERALL		3-1-0		9-5-0		15-3-0					
23-9-0		1-2-0		2-2-0		HOME		0-0-0		5-2-0		15-3-0					
8-10-0		1-0-0		2-7-0		AWAY		3-1-0		2-2-0		0-0-0					
5-4-0		1-2-0		2-1-0		NEUTRAL		0-0-0		2-1-0		0-0-0					
22-10-0		3-4-0		1-1-0		NON-CONFERENCE		3-1-0		4-3-0		11-1-0					
16-4-0		1-2-0		1-0-0		HOME		0-0-0		3-1-0		11-1-0					
4-3-0		1-0-0		0-0-		AWAY		3-1-0		0-1-0		0-0-0					
2-3-0		1-2-0		0-0-0		NEUTRAL		0-0-0		1-1-0		0-0-0					
14-13-0		0-0-0		5-9-0		CONFERENCE		0-0-0		5-2-0		4-2-0					
7-5-0		0-0-0		1-2-0		HOME		0-0-0		2-1-0		4-2-0					
4-7-0		0-0-0		2-6-0		AWAY		0-0-0		2-1-0		0-0-0					
3-1-0		0-0-0		2-1-0		NEUTRAL		0-0-0		1-0-0		0-0-0					
RPI	S	Opponent		Score		RPI	S	Opponent		Score		RPI	S	Opponent		Score	
4	H	Texas A&M		2	7	27	A	East Carolina		1	3	65	A	Alabama		3	1
6	N	TCU		1	10	27	A	East Carolina		1	5	65	A	Alabama		3	2
14	N	Texas Tech		2	3	27	A	East Carolina		6	1	65	A	Alabama		6	7
17	H	UL Lafayette		3	2	32	A	Tulane		10	6	77	A	Lamar		4	3
24	A	Rice		10	0	32	A	Tulane		4	10						
24	H	Rice		4	7	32	H	Tulane		4	8						
24	N	Rice		24	6	32	H	Tulane		3	4						
						32	H	Tulane		3	2						
						32	N	Tulane		6	2						
						32	N	Tulane		5	3						
						40	A	Sam Houston St.		0	4						
						40	H	Sam Houston St.		4	3						
						48	A	UConn		2	3						
						48	A	UConn		1	4						
						48	A	UConn		2	9						
						48	N	UConn		2	7						
						LAST 15 GAMES											
						48	N	UConn		2	7	24	N	Rice		24	6
						32	N	Tulane		6	2	120	A	Cincinnati		4	0
						32	N	Tulane		5	3	120	A	Cincinnati		0	1
						120	N	Cincinnati		9	1						
						32	H	Tulane		3	4						

Non-Div. I Games:

Houston

32 H Tulane	3	2
32 H Tulane	4	8

RPI	S	Opponent	Score	
238	H	Villanova	10	3
238	H	Villanova	4	0
238	H	Villanova	13	1
282	H	Texas Southern	7	1
298	H	Prairie View	8	0

H
o
u
s
t
o
n

H
o
u
s
t
o
n

Houston

Average RPI Win:		186	WON-LOST RECORD		WINNING PCT. RANK		LAST 15 GAMES		STRENGTH OF SCHEDULE		OPP. STRENGTH OF SCHEDULE		TEAM RPI		ADJ RPI		CONF. RPI		ADJ CONF. RPI					
Average RPI Loss:		112																						
DIV. I ONLY			38-21-0		.64407		42		8-7-0		129		172		58		.54276		58		21		21	
DIV. I NON-CONF.			12-12-0		.5		146		2-3-0		73		149		93		.53008		93		23		23	
TOTALS		RPI 1-25		RPI 26-50		W-L RECORDS		RPI 51-100		RPI 101-150		RPI 150+												
38-21-0		0-3-0		0-1-0		OVERALL		4-5-0		13-6-0		21-6-0												
17-6-0		0-0-0		0-0-0		HOME		0-0-0		8-2-0		9-4-0												
17-13-0		0-3-0		0-0-0		AWAY		2-4-0		3-4-0		12-2-0												
4-2-0		0-0-0		0-1-0		NEUTRAL		2-1-0		2-0-0		0-0-0												
12-12-0		0-3-0		0-1-0		NON-CONFERENCE		0-3-0		7-4-0		5-1-0												
5-3-0		0-0-0		0-0-0		HOME		0-0-0		5-2-0		0-1-0												
7-8-0		0-3-0		0-0-		AWAY		0-3-0		2-2-0		5-0-0												
0-1-0		0-0-0		0-1-0		NEUTRAL		0-0-0		0-0-0		0-0-0												
26-9-0		0-0-0		0-0-0		CONFERENCE		4-2-0		6-2-0		16-5-0												
12-3-0		0-0-0		0-0-0		HOME		0-0-0		3-0-0		9-3-0												
10-5-0		0-0-0		0-0-0		AWAY		2-1-0		1-2-0		7-2-0												
4-1-0		0-0-0		0-0-0		NEUTRAL		2-1-0		2-0-0		0-0-0												
RPI	S	Opponent		Score		RPI	S	Opponent		Score		RPI	S	Opponent		Score		RPI	S	Opponent		Score		
9	A	Ole Miss		2	10	31	N	Louisiana Tech		4	9	77	A	Lamar		1	2	103	A	Austin Peay		7	3	
9	A	Ole Miss		4	6							77	A	Lamar		1	2	103	A	Austin Peay		6	8	
15	A	Mississippi St.		5	9							77	A	Lamar		2	5	103	A	Austin Peay		1	6	
												92	A	Jacksonville St.		2	6	103	N	Austin Peay		10	4	
												92	A	Jacksonville St.		13	6	105	H	SFA		15	6	
												92	A	Jacksonville St.		11	2	105	H	SFA		2	3	
												92	N	Jacksonville St.		7	11	105	H	SFA		9	5	
												92	N	Jacksonville St.		10	7	114	H	Central Ark.		0	1	
												92	N	Jacksonville St.		14	8	114	H	Central Ark.		6	0	
																		114	H	Central Ark.		6	2	
																		117	H	Morehead St.		6	5	
																		117	H	Morehead St.		5	1	
																		117	H	Morehead St.		5	4	
																		117	N	Morehead St.		3	0	
																		119	A	Arkansas St.		13	8	
																		119	H	Arkansas St.		4	2	
																		122	A	Southern Ill.		5	6	
																		131	A	Missouri		7	2	
																		131	A	Missouri		6	13	
																		190	H	Belmont		5	6	
																		190	H	Belmont		3	4	
																		190	H	Belmont		9	2	
																		191	A	Tennessee Tech		2	7	
																		191	A	Tennessee Tech		3	4	
																		191	A	Tennessee Tech		7	1	
																		198	H	Murray St.		3	4	
																		198	H	Murray St.		7	4	
				LAST 15 GAMES																				
						31	N	Louisiana Tech		4	9	190	H	Belmont		5	6	191	A	Tennessee Tech		2	7	
						15	A	Mississippi St.		5	9	190	H	Belmont		3	4	191	A	Tennessee Tech		3	4	
						92	N	Jacksonville St.		14	8	190	H	Belmont		9	2	191	A	Tennessee Tech		7	1	
						92	N	Jacksonville St.		10	7							198	H	Murray St.		3	4	
						103	N	Austin Peay		10	4							198	H	Murray St.		7	4	

Non-Div. I Games: Harris-Stowe 18 10

Southeast Mo. St.

92 N Jacksonville St.	7	11
117 N Morehead St.	3	0

RPI	S	Opponent	Score	
198	H	Murray St.	10	3
215	A	Eastern Ky.	4	1
215	A	Eastern Ky.	7	3
215	A	Eastern Ky.	2	1
240	A	Saint Louis	10	3
240	H	Saint Louis	8	12
266	A	UT Martin	26	2
266	A	UT Martin	19	6
266	A	UT Martin	15	6
271	A	Ark.-Pine Bluff	10	0
271	A	Ark.-Pine Bluff	9	2
271	A	Ark.-Pine Bluff	8	2
272	H	Eastern Ill.	20	7
272	H	Eastern Ill.	15	1
272	H	Eastern Ill.	12	11
280	H	SIUE	20	11
280	H	SIUE	4	0
280	H	SIUE	9	5
293	A	Alcorn	17	4

Southeast Mo. St.
.
S
t
.

S
o
u
t
h
e
a
s
t
M
o
.
S
t
.

Average RPI Win: 177		WON-LOST RECORD		WINNING PCT. RANK		LAST 15 GAMES		STRENGTH OF SCHEDULE		OPP. STRENGTH OF SCHEDULE		TEAM RPI		ADJ RPI		CONF. RPI		ADJ CONF. RPI	
DIV. I ONLY		38-21-0		.64407 42		10-5-0		142		169		59		.54226 59		22		22	
DIV. I NON-CONF.		12-12-0		.5 146		1-2-0		33		4		54		.5516 54		24		24	
TOTALS		RPI 1-25		RPI 26-50		W-L RECORDS		RPI 51-100		RPI 101-150		RPI 150+							
38-21-0		5-2-0		0-1-0		OVERALL		1-5-0		5-3-0		27-10-0							
19-3-0		1-0-0		0-0-0		HOME		1-0-0		3-1-0		14-2-0							
15-14-0		4-2-0		0-0-0		AWAY		0-3-0		2-2-0		9-7-0							
4-4-0		0-0-0		0-1-0		NEUTRAL		0-2-0		0-0-0		4-1-0							
12-12-0		5-2-0		0-1-0		NON-CONFERENCE		1-5-0		5-3-0		1-1-0							
6-1-0		1-0-0		0-0-0		HOME		1-0-0		3-1-0		1-0-0							
6-8-0		4-2-0		0-0-		AWAY		0-3-0		2-2-0		0-1-0							
0-3-0		0-0-0		0-1-0		NEUTRAL		0-2-0		0-0-0		0-0-0							
26-9-0		0-0-0		0-0-0		CONFERENCE		0-0-0		0-0-0		26-9-0							
13-2-0		0-0-0		0-0-0		HOME		0-0-0		0-0-0		13-2-0							
9-6-0		0-0-0		0-0-0		AWAY		0-0-0		0-0-0		9-6-0							
4-1-0		0-0-0		0-0-0		NEUTRAL		0-0-0		0-0-0		4-1-0							
RPI S	Opponent		Score		RPI S	Opponent		Score		RPI S	Opponent		Score		RPI S	Opponent		Score	
6 A	TCU		0	7	38 N	Arizona St.		1	4	67 A	Oklahoma		3	12	126 A	Kansas St.		14	10
15 A	Mississippi St.		3	1						67 H	Oklahoma		5	0	132 H	Little Rock		14	5
21 A	Oklahoma St.		4	0						69 N	Indiana St.		5	9	132 H	Little Rock		8	9
21 H	Oklahoma St.		3	1						69 N	Indiana St.		2	3	132 H	Little Rock		3	2
25 A	Dallas Baptist		12	7						83 A	Missouri St.		0	5	132 H	Little Rock		4	3
25 A	Dallas Baptist		7	4						92 A	Jacksonville St.		3	8	148 A	Auburn		8	7
25 A	Dallas Baptist		1	6											148 A	Auburn		11	18
															148 A	Auburn		1	10
															180 A	Omaha		4	10
															180 A	Omaha		7	2
															180 A	Omaha		5	11
															180 H	Omaha		6	4
															180 H	Omaha		6	3
															180 H	Omaha		3	2
															183 A	Wichita St.		8	15
															183 H	Wichita St.		6	4
															197 A	North Dakota St.		3	4
															197 A	North Dakota St.		3	4
															197 A	North Dakota St.		4	3
															197 H	North Dakota St.		6	3
															197 H	North Dakota St.		8	6
															197 H	North Dakota St.		10	3
															209 A	IPFW		2	4
															209 A	IPFW		10	4
															209 A	IPFW		14	6
															209 H	IPFW		3	6
															209 H	IPFW		5	2
LAST 15 GAMES																			
38 N	Arizona St.		1	4	180 A	Omaha		5	11	209 A	IPFW		2	4					
6 A	TCU		0	7	180 A	Omaha		7	2	209 A	IPFW		10	4					
209 N	IPFW		4	1	180 A	Omaha		4	10	209 A	IPFW		14	6					
209 N	IPFW		14	3						209 H	IPFW		3	6					
230 N	South Dakota St.		5	2						209 H	IPFW		5	2					

Non-Div. I Games:

Oral Roberts

209 N IPFW	5	6
230 N South Dakota St.	6	5

RPI	S	Opponent	Score	
209	H	IPFW	15	0
209	N	IPFW	14	3
209	N	IPFW	4	1
209	N	IPFW	5	6
230	A	South Dakota St.	10	8
230	A	South Dakota St.	7	6
230	A	South Dakota St.	5	2
230	H	South Dakota St.	9	1
230	H	South Dakota St.	2	3
230	H	South Dakota St.	13	3
230	N	South Dakota St.	5	2
230	N	South Dakota St.	6	5
267	A	Western Ill.	6	0
267	A	Western Ill.	4	9
267	A	Western Ill.	11	1
267	H	Western Ill.	13	4
267	H	Western Ill.	6	5
267	H	Western Ill.	6	1

Average RPI Win: 94		WON-LOST	WINNING	LAST 15	STRENGTH OF		OPP. STRENGTH	TEAM	ADJ		CONF.	ADJ CONF.
Average RPI Loss: 94		RECORD	PCT. RANK	GAMES	SCHEDULE		OF SCHEDULE	RPI	RPI		RPI	RPI
DIV. I ONLY		30-27-0	.52632	124	6-9-0		26	89	60		7	7
DIV. I NON-CONF.		15-14-0	.51724	141	0-1-0		8	90	53		7	7
TOTALS		RPI 1-25	RPI 26-50		W-L RECORDS		RPI 51-100		RPI 101-150		RPI 150+	
30-27-0		0-0-0	9-5-0		OVERALL		8-10-0		9-10-0		4-2-0	
15-10-0		0-0-0	5-1-0		HOME		2-2-0		5-5-0		3-2-0	
11-14-0		0-0-0	3-4-0		AWAY		5-6-0		2-4-0		1-0-0	
4-3-0		0-0-0	1-0-0		NEUTRAL		1-2-0		2-1-0		0-0-0	
15-14-0		0-0-0	5-3-0		NON-CONFERENCE		4-3-0		4-7-0		2-1-0	
8-5-0		0-0-0	2-1-0		HOME		1-0-0		4-3-0		1-1-0	
5-8-0		0-0-0	2-0-		AWAY		2-3-0		0-3-0		1-0-0	
2-1-0		0-0-0	1-0-0		NEUTRAL		1-0-0		0-1-0		0-0-0	
15-13-0		0-0-0	4-2-0		CONFERENCE		4-7-0		5-3-0		2-1-0	
7-5-0		0-0-0	3-0-0		HOME		1-2-0		1-2-0		2-1-0	
6-6-0		0-0-0	1-2-0		AWAY		3-3-0		2-1-0		0-0-0	
2-2-0		0-0-0	0-0-0		NEUTRAL		0-2-0		2-0-0		0-0-0	
RPI S	Opponent	Score	RPI S	Opponent	Score	RPI S	Opponent	Score	RPI S	Opponent	Score	
			27 A	East Carolina	3 4	54 A	West Virginia	1 4	101 H	Rhode Island	1 0	
			35 H	Bryant	5 3	55 H	Illinois	3 1	101 H	Rhode Island	1 2	
			35 H	Bryant	0 2	55 H	Illinois	4 5	101 H	Rhode Island	13 10	
			35 H	Bryant	8 6	55 H	Illinois	2 4	104 N	Indiana	5 3	
			36 H	Ohio St.	2 1	65 A	Alabama	1 5	104 N	Indiana	3 0	
			36 H	Ohio St.	5 4	65 A	Alabama	1 3	106 H	High Point	3 4	
			36 H	Ohio St.	3 0	65 A	Alabama	9 5	106 H	High Point	13 5	
			42 A	Cal St. Fullerton	1 0	73 A	Iowa	4 1	106 H	High Point	2 7	
			42 A	Cal St. Fullerton	2 3	73 A	Iowa	1 8	110 A	Liberty	4 5	
			42 A	Cal St. Fullerton	8 4	73 A	Iowa	1 4	110 H	Liberty	10 9	
			44 N	Southeastern La.	8 1	73 N	Iowa	0 11	111 H	Rutgers	5 7	
			50 A	Minnesota	5 9	75 A	VCU	7 1	111 H	Rutgers	4 5	
			50 A	Minnesota	4 2	75 H	VCU	8 1	111 H	Rutgers	6 0	
			50 A	Minnesota	4 6	78 A	Michigan St.	6 3	118 A	UC Irvine	5 9	
						78 A	Michigan St.	3 4	123 A	Penn St.	8 3	
						78 A	Michigan St.	6 4	123 A	Penn St.	0 2	
						78 N	Michigan St.	3 4	123 A	Penn St.	7 1	
						88 N	Tennessee	10 9	150 A	Delaware	7 12	
									150 N	Delaware	8 10	
									178 A	James Madison	19 12	
									178 H	James Madison	5 2	
									208 H	George Washington	10 19	
									275 H	Purdue	11 3	
									275 H	Purdue	6 0	
									275 H	Purdue	1 7	
LAST 15 GAMES												
			73 N	Iowa	0 11	111 H	Rutgers	6 0				
			78 N	Michigan St.	3 4	111 H	Rutgers	5 7				
			104 N	Indiana	3 0	111 H	Rutgers	4 5				
			104 N	Indiana	5 3							
			78 A	Michigan St.	6 4							

Non-Div. I Games:

Maryland

78 A Michigan St.	3	4
78 A Michigan St.	6	3

M
a
r
y
l
a
n
d

M
a
r
y
l
a
n
d

Average RPI Win:		131	WON-LOST RECORD		WINNING PCT. RANK		LAST 15 GAMES		STRENGTH OF SCHEDULE		OPP. STRENGTH OF SCHEDULE		TEAM RPI		ADJ RPI		CONF. RPI		ADJ CONF. RPI	
DIV. I ONLY			33-25-0		.56897 92		8-7-0		60		113		61		.54171 61		11		11	
DIV. I NON-CONF.			12-16-0		.42857 191		0-4-0		30		95		110		.51625 110		8		8	
TOTALS		RPI 1-25		RPI 26-50		W-L RECORDS		RPI 51-100		RPI 101-150		RPI 150+								
33-25-0		1-3-0		4-1-0		OVERALL		8-12-0		9-5-0		11-4-0								
13-9-0		0-1-0		2-1-0		HOME		5-4-0		5-2-0		1-1-0								
14-12-0		1-1-0		0-0-0		AWAY		2-6-0		4-2-0		7-3-0								
6-4-0		0-1-0		2-0-0		NEUTRAL		1-2-0		0-1-0		3-0-0								
12-16-0		1-3-0		0-0-0		NON-CONFERENCE		4-9-0		3-2-0		4-2-0								
6-4-0		0-1-0		0-0-0		HOME		2-1-0		3-1-0		1-1-0								
3-8-0		1-1-0		0-0-		AWAY		2-6-0		0-0-0		0-1-0								
3-4-0		0-1-0		0-0-0		NEUTRAL		0-2-0		0-1-0		3-0-0								
21-9-0		0-0-0		4-1-0		CONFERENCE		4-3-0		6-3-0		7-2-0								
7-5-0		0-0-0		2-1-0		HOME		3-3-0		2-1-0		0-0-0								
11-4-0		0-0-0		0-0-0		AWAY		0-0-0		4-2-0		7-2-0								
3-0-0		0-0-0		2-0-0		NEUTRAL		1-0-0		0-0-0		0-0-0								
RPI	S	Opponent		Score		RPI	S	Opponent		Score		RPI	S	Opponent		Score				
5	N	Coastal Caro.		2	5	33	H	Gonzaga		2	0	51	N	Northwestern St.		3	9			
12	A	Arizona		5	11	33	H	Gonzaga		6	5	52	A	Washington		0	3			
18	A	UC Santa Barbara		7	4	33	H	Gonzaga		1	7	52	A	Washington		1	3			
18	H	UC Santa Barbara		3	4	33	N	Gonzaga		13	4	52	A	Washington		1	6			
						33	N	Gonzaga		13	4	52	A	Washington		5	3			
												56	H	BYU		4	5			
												56	H	BYU		7	4			
												56	H	BYU		5	4			
												74	A	Stanford		1	9			
												80	A	Oregon		1	2			
												87	A	Nevada		8	5			
												87	H	Nevada		6	1			
												88	N	Tennessee		3	6			
												90	H	Utah		7	2			
												91	H	Pepperdine		6	4			
												91	H	Pepperdine		1	10			
												91	H	Pepperdine		1	3			
												91	N	Pepperdine		8	7			
												94	A	Fresno St.		2	3			
												94	H	Fresno St.		4	6			
LAST 15 GAMES																				
134	N	Navy		5	8	231	A	Portland		7	2	227	A	Pacific		9	4			
5	N	Coastal Caro.		2	5	231	A	Portland		7	1	231	A	Pacific		14	2			
33	N	Gonzaga		13	4	91	H	Pepperdine		6	4	231	A	Portland		7	1			
33	N	Gonzaga		13	4							231	A	Portland		7	2			
91	N	Pepperdine		8	7							231	A	Portland		5	2			
												232	H	San Jose St.		1	4			

Non-Div. I Games:

St. Mary's (CA)

80	A	Oregon	1	2
231	A	Portland	5	2

RPI	S	Opponent	Score	
253	N	CSU Bakersfield	10	7
253	N	CSU Bakersfield	10	4

Average RPI Win:		124	WON-LOST RECORD		WINNING PCT. RANK		LAST 15 GAMES		STRENGTH OF SCHEDULE		OPP. STRENGTH OF SCHEDULE		TEAM RPI		ADJ RPI		CONF. RPI		ADJ CONF. RPI				
Average RPI Loss:		106																					
DIV. I ONLY			31-26-1		.5431 111		8-7-0		30		87		62		.54075 62		14		14				
DIV. I NON-CONF.			17-12-1		.58333 92		1-1-0		3		16		15		.58383 15		14		14				
TOTALS		RPI 1-25		RPI 26-50		W-L RECORDS		RPI 51-100		RPI 101-150		RPI 150+											
31-26-1		6-6-1		1-3-0		OVERALL		9-7-0		3-1-0		12-9-0											
20-9-1		3-1-1		0-0-0		HOME		8-5-0		3-0-0		6-3-0											
9-15-0		3-5-0		1-2-0		AWAY		0-1-0		0-1-0		5-6-0											
2-2-0		0-0-0		0-1-0		NEUTRAL		1-1-0		0-0-0		1-0-0											
17-12-1		6-6-1		0-0-0		NON-CONFERENCE		6-5-0		0-1-0		5-0-0											
12-5-1		3-1-1		0-0-0		HOME		6-4-0		0-0-0		3-0-0											
5-7-0		3-5-0		0-0-0		AWAY		0-1-0		0-1-0		2-0-0											
0-0-0		0-0-0		0-0-0		NEUTRAL		0-0-0		0-0-0		0-0-0											
14-14-0		0-0-0		1-3-0		CONFERENCE		3-2-0		3-0-0		7-9-0											
8-4-0		0-0-0		0-0-0		HOME		2-1-0		3-0-0		3-3-0											
4-8-0		0-0-0		1-2-0		AWAY		0-0-0		0-0-0		3-6-0											
2-2-0		0-0-0		0-1-0		NEUTRAL		1-1-0		0-0-0		1-0-0											
RPI	S	Opponent		Score		RPI	S	Opponent		Score		RPI	S	Opponent		Score		RPI	S	Opponent		Score	
5	A	Coastal Caro.		3	5	30	A	UNCW		3	8	53	H	Nebraska		0	4	130	A	Furman		7	9
5	A	Coastal Caro.		5	9	30	A	UNCW		5	9	53	H	Nebraska		13	5	150	H	Delaware		15	2
5	H	Coastal Caro.		4	2	30	A	UNCW		8	5	53	H	Nebraska		7	3	150	H	Delaware		3	2
5	H	Coastal Caro.		9	4	30	N	UNCW		1	6	75	H	VCU		1	2	150	H	Delaware		14	4
7	A	Clemson		4	13							75	H	VCU		7	4	166	H	Northeastern		2	3
7	A	Clemson		11	4							75	H	VCU		3	4	166	H	Northeastern		8	5
11	A	Florida St.		2	1							81	A	Ga. Southern		6	10	166	H	Northeastern		3	2
11	A	Florida St.		3	8							81	H	Ga. Southern		10	13	178	H	James Madison		1	3
11	A	Florida St.		2	11							89	H	William & Mary		6	0	178	H	James Madison		7	5
13	A	South Carolina		6	5							89	H	William & Mary		5	1	178	H	James Madison		3	9
18	H	UC Santa Barbara		6	6							89	H	William & Mary		1	6	195	H	Richmond		5	3
18	H	UC Santa Barbara		10	3							89	N	William & Mary		7	2	206	A	Elon		11	6
18	H	UC Santa Barbara		4	7							89	N	William & Mary		3	10	206	A	Elon		6	2
												95	H	Mercer		17	13	206	A	Elon		6	9
												95	H	Mercer		5	4	206	N	Elon		9	8
												95	H	Mercer		6	2	225	A	Towson		3	4
																		225	A	Towson		9	4
																		225	A	Towson		4	7
																		236	H	Charleston So.		4	1
																		249	A	Hofstra		7	8
																		249	A	Hofstra		1	3
																		249	A	Hofstra		3	4
																		260	A	The Citadel		5	1
																		260	A	The Citadel		12	9
																		260	H	The Citadel		1	0
LAST 15 GAMES																							
																		166	H	Northeastern		3	2
																		166	H	Northeastern		8	5
																		166	H	Northeastern		2	3

Non-Div. I Games:

Col. of Charleston

89 H William & Mary	1	6
89 H William & Mary	5	1

C
o
l
.
o
f
C
h
a
r
l
e
s
t
o
n

C
o
l
.
o
f
C
h
a
r
l
e
s
t
o
n

Average RPI Win:		173	WON-LOST		WINNING		LAST 15		STRENGTH OF		OPP. STRENGTH		TEAM		ADJ		CONF.		ADJ CONF.					
Average RPI Loss:		121	RECORD		PCT. RANK		GAMES		SCHEDULE		OF SCHEDULE		RPI		RPI		RPI		RPI					
DIV. I ONLY			39-19-0		.67241		27		11-4-0		121		167		63		.54029		63		15		15	
DIV. I NON-CONF.			21-11-0		.65625		57		1-1-0		100		196		86		.53107		86		17		17	
TOTALS		RPI 1-25		RPI 26-50		W-L RECORDS		RPI 51-100		RPI 101-150		RPI 150+												
39-19-0		0-2-0		3-0-0		OVERALL		3-6-0		9-4-0		24-7-0												
26-8-0		0-1-0		3-0-0		HOME		2-3-0		5-0-0		16-4-0												
11-9-0		0-1-0		0-0-0		AWAY		1-3-0		3-2-0		7-3-0												
2-2-0		0-0-0		0-0-0		NEUTRAL		0-0-0		1-2-0		1-0-0												
21-11-0		0-2-0		3-0-0		NON-CONFERENCE		1-4-0		3-1-0		14-4-0												
17-7-0		0-1-0		3-0-0		HOME		1-3-0		2-0-0		11-3-0												
4-4-0		0-1-0		0-0-		AWAY		0-1-0		1-1-0		3-1-0												
0-0-0		0-0-0		0-0-0		NEUTRAL		0-0-0		0-0-0		0-0-0												
18-8-0		0-0-0		0-0-0		CONFERENCE		2-2-0		6-3-0		10-3-0												
9-1-0		0-0-0		0-0-0		HOME		1-0-0		3-0-0		5-1-0												
7-5-0		0-0-0		0-0-0		AWAY		1-2-0		2-1-0		4-2-0												
2-2-0		0-0-0		0-0-0		NEUTRAL		0-0-0		1-2-0		1-0-0												
RPI	S	Opponent		Score		RPI	S	Opponent		Score		RPI	S	Opponent		Score		RPI	S	Opponent		Score		
1	A	Florida		4	5	30	H	UNCW		3	2	66	H	Hartford		8	9	112	A	FGCU		11	10	
1	H	Florida		2	6	30	H	UNCW		12	11	66	H	Hartford		1	2	112	A	FGCU		6	3	
						30	H	UNCW		13	1	66	H	Hartford		2	3	112	A	FGCU		2	4	
												81	A	Ga. Southern		0	2	112	N	FGCU		2	3	
												81	H	Ga. Southern		13	4	112	N	FGCU		12	6	
												84	A	Jacksonville		0	8	142	A	Florida A&M		9	6	
												84	A	Jacksonville		2	6	142	H	Florida A&M		15	0	
												84	A	Jacksonville		7	4	146	A	UCF		4	5	
												84	H	Jacksonville		10	6	146	H	UCF		4	3	
																		147	H	Stetson		5	0	
																		147	H	Stetson		6	2	
																		147	H	Stetson		5	3	
																		147	N	Stetson		6	7	
																		161	A	Kennesaw St.		4	10	
																		161	A	Kennesaw St.		9	2	
																		161	A	Kennesaw St.		1	2	
																		163	A	Bethune-Cookman		13	1	
																		163	A	Bethune-Cookman		1	4	
																		163	H	Bethune-Cookman		12	6	
																		169	A	South Fla.		7	5	
																		169	H	South Fla.		7	6	
								LAST 15 GAMES										193	H	Lipscomb		13	6	
																		193	H	Lipscomb		6	5	
																		193	H	Lipscomb		1	6	
																		193	N	Lipscomb		1	0	
																		208	H	George Washington		2	0	
																		208	H	George Washington		6	7	

263	A	NJIT	9	2
263	A	NJIT	6	0

RPI	S	Opponent	Score	
208	H	George Washington	10	7
218	H	Quinnipiac	0	3
218	H	Quinnipiac	12	8
218	H	Quinnipiac	6	5
223	H	USC Upstate	15	4
223	H	USC Upstate	10	3
223	H	USC Upstate	13	6
226	H	Dartmouth	8	6
226	H	Dartmouth	17	3
234	H	Penn	17	5
234	H	Penn	2	3
234	H	Penn	5	3
263	A	NJIT	22	2
263	A	NJIT	9	2
263	A	NJIT	6	0
288	A	Savannah St.	7	3
288	H	Savannah St.	7	4

North Florida

N
o
r
t
h
F
l
o
r
i
d
a

N
o
r
t
h
F
l
o
r
i
d
a

Average RPI Win: 150		WON-LOST RECORD	WINNING PCT. RANK	LAST 15 GAMES	STRENGTH OF SCHEDULE	OPP. STRENGTH OF SCHEDULE	TEAM RPI	ADJ RPI		CONF. RPI	ADJ CONF. RPI							
Average RPI Loss: 81																		
DIV. I ONLY		34-21-0	.61818	61	11-4-0	97	82	64	.54019	64	5	5						
DIV. I NON-CONF.		11-10-0	.52381	129	0-1-0	110	222	150	.49698	150	5	5						
<hr/>																		
TOTALS		RPI 1-25		RPI 26-50		W-L RECORDS		RPI 51-100		RPI 101-150		RPI 150+						
34-21-0		1-5-0		3-4-0		OVERALL		6-4-0		5-5-0		19-3-0						
19-9-0		1-2-0		3-4-0		HOME		2-2-0		1-0-0		12-1-0						
13-8-0		0-1-0		0-0-0		AWAY		2-2-0		4-3-0		7-2-0						
2-4-0		0-2-0		0-0-0		NEUTRAL		2-0-0		0-2-0		0-0-0						
11-10-0		0-1-0		0-1-0		NON-CONFERENCE		0-2-0		2-5-0		9-1-0						
10-3-0		0-0-0		0-1-0		HOME		0-1-0		1-0-0		9-1-0						
1-5-0		0-1-0		0-0-		AWAY		0-1-0		1-3-0		0-0-0						
0-2-0		0-0-0		0-0-0		NEUTRAL		0-0-0		0-2-0		0-0-0						
23-11-0		1-4-0		3-3-0		CONFERENCE		6-2-0		3-0-0		10-2-0						
9-6-0		1-2-0		3-3-0		HOME		2-1-0		0-0-0		3-0-0						
12-3-0		0-0-0		0-0-0		AWAY		2-1-0		3-0-0		7-2-0						
2-2-0		0-2-0		0-0-0		NEUTRAL		2-0-0		0-0-0		0-0-0						
RPI	S	Opponent		Score		RPI	S	Opponent		Score		RPI	S	Opponent		Score		
5	A	Coastal Caro.		3	9	28	H	Wake Forest		1	3	54	A	West Virginia		8	9	
20	H	Southern Miss.		4	14	31	H	Louisiana Tech		6	10	54	H	West Virginia		4	5	
20	H	Southern Miss.		10	8	31	H	Louisiana Tech		7	4	82	H	Old Dominion		5	3	
20	H	Southern Miss.		2	3	31	H	Louisiana Tech		10	4	82	H	Old Dominion		5	6	
20	N	Southern Miss.		3	9	34	H	Fla. Atlantic		7	2	82	H	Old Dominion		4	3	
20	N	Southern Miss.		2	3	34	H	Fla. Atlantic		2	10	98	A	FIU		5	10	
						34	H	Fla. Atlantic		3	6	98	A	FIU		5	4	
												98	A	FIU		6	5	
												98	N	FIU		5	3	
												98	N	FIU		7	6	
						LAST 15 GAMES												
						20	N	Southern Miss.		2	3	28	H	Wake Forest		1	3	
						98	N	FIU		7	6	133	A	Western Ky.		5	2	
						20	N	Southern Miss.		3	9	133	A	Western Ky.		14	1	
						98	N	FIU		5	3							
						82	H	Old Dominion		5	6							
													187	A	UTSA		5	1
													155	H	UAB		9	5
													155	H	UAB		4	3
													157	A	Charlotte		7	2
													157	A	Charlotte		10	5
													157	A	Charlotte		0	5
													165	A	Middle Tenn.		6	5
													165	A	Middle Tenn.		25	9
													165	A	Middle Tenn.		11	1
													187	A	UTSA		5	2
													187	A	UTSA		4	5
													187	A	UTSA		8	3
													215	H	Eastern Ky.		5	4
													215	H	Eastern Ky.		6	0
													235	H	Ohio		1	4
													237	H	Brown		7	2
													237	H	Brown		2	0

Non-Div. I Games:

Marshall

82	H	Old Dominion	4	3
82	H	Old Dominion	5	3

RPI	S	Opponent	Score	
237	H	Brown	3	2
237	H	Brown	14	0
244	H	Lehigh	12	6
244	H	Lehigh	6	4
244	H	Lehigh	4	2

Marshall

M
a
r
s
h
a
l
l

M
a
r
s
h
a
l
l

Average RPI Win: 124		WON-LOST RECORD		WINNING PCT. RANK		LAST 15 GAMES		STRENGTH OF SCHEDULE		OPP. STRENGTH OF SCHEDULE		TEAM RPI		ADJ RPI		CONF. RPI		ADJ CONF. RPI	
Average RPI Loss: 48		32-26-0		.55172 100		8-7-0		46		11		65		.53993 65		2		2	
DIV. I ONLY		16-8-0		.66667 51		1-0-0		227		107		117		.51141 117		2		2	
DIV. I NON-CONF.																			
TOTALS		RPI 1-25		RPI 26-50		W-L RECORDS		RPI 51-100		RPI 101-150		RPI 150+							
32-26-0		6-13-0		1-3-0		OVERALL		10-6-0		6-3-0		9-1-0							
19-12-0		3-6-0		0-1-0		HOME		6-4-0		3-1-0		7-0-0							
9-10-0		3-4-0		1-2-0		AWAY		2-2-0		3-1-0		0-1-0							
4-4-0		0-3-0		0-0-0		NEUTRAL		2-0-0		0-1-0		2-0-0							
16-8-0		0-2-0		0-1-0		NON-CONFERENCE		6-3-0		1-1-0		9-1-0							
12-4-0		0-0-0		0-1-0		HOME		4-3-0		1-0-0		7-0-0							
1-3-0		0-1-0		0-0-		AWAY		1-0-0		0-1-0		0-1-0							
3-1-0		0-1-0		0-0-0		NEUTRAL		1-0-0		0-0-0		2-0-0							
16-18-0		6-11-0		1-2-0		CONFERENCE		4-3-0		5-2-0		0-0-0							
7-8-0		3-6-0		0-0-0		HOME		2-1-0		2-1-0		0-0-0							
8-7-0		3-3-0		1-2-0		AWAY		1-2-0		3-0-0		0-0-0							
1-3-0		0-2-0		0-0-0		NEUTRAL		1-0-0		0-1-0		0-0-0							
RPI	S	Opponent	Score		RPI	S	Opponent	Score		RPI	S	Opponent	Score		RPI	S	Opponent	Score	
1	N	Florida	4	5	43	H	South Ala.	2	8	57	H	Houston	1	3	124	A	Arkansas	8	6
4	A	Texas A&M	3	4	45	A	Georgia	4	12	57	H	Houston	2	3	124	A	Arkansas	10	4
4	A	Texas A&M	1	2	45	A	Georgia	10	7	57	H	Houston	7	6	124	A	Arkansas	7	4
4	A	Texas A&M	7	4	45	A	Georgia	1	7	60	H	Maryland	5	1	127	A	Samford	2	3
8	N	North Carolina St.	1	2						60	H	Maryland	3	1	127	H	Samford	8	2
9	H	Ole Miss	2	0						60	H	Maryland	5	9	148	H	Auburn	6	2
9	H	Ole Miss	7	2						70	A	Kentucky	2	3	148	H	Auburn	1	8
9	H	Ole Miss	0	4						70	A	Kentucky	2	6	148	H	Auburn	4	3
10	A	LSU	6	0						70	A	Kentucky	2	1	148	N	Auburn	1	10
10	A	LSU	4	3						70	N	Kentucky	5	2	155	A	UAB	0	8
10	A	LSU	5	7						88	H	Tennessee	3	6	155	H	UAB	7	6
13	H	South Carolina	4	6						88	H	Tennessee	7	3	184	H	Nicholls St.	13	1
13	H	South Carolina	7	9						88	H	Tennessee	11	3	237	N	Brown	2	0
13	H	South Carolina	2	4						93	A	Troy	2	1	264	N	Niagara	8	4
15	H	Mississippi St.	1	2						93	H	Troy	5	3	289	H	North Dakota	7	1
15	H	Mississippi St.	5	12						96	N	Notre Dame	4	0	289	H	North Dakota	5	2
15	H	Mississippi St.	4	3											289	H	North Dakota	2	1
15	N	Mississippi St.	1	4											293	H	Alcorn	8	0
20	A	Southern Miss.	2	9											293	H	Alcorn	8	5
LAST 15 GAMES																			
		1	N	Florida	4	5				124	A	Arkansas	7	4					
		15	N	Mississippi St.	1	4				124	A	Arkansas	10	4					
		70	N	Kentucky	5	2				124	A	Arkansas	8	6					
		13	H	South Carolina	7	9													
		13	H	South Carolina	2	4													

Non-Div. I Games:

Alabama

13	H	South Carolina	4	6
127	H	Samford	8	2

A
l
a
b
a
m
a

A
l
a
b
a
m
a

Average RPI Win: 187		WON-LOST	WINNING	LAST 15	STRENGTH OF		OPP. STRENGTH	TEAM	ADJ		CONF.	ADJ CONF.			
Average RPI Loss: 138		RECORD	PCT. RANK	GAMES	SCHEDULE		OF SCHEDULE	RPI	RPI		RPI	RPI			
DIV. I ONLY		37-18-0	.67273	26	9-6-0		193	198	66	.5394	66	20	20		
DIV. I NON-CONF.		22-7-0	.75862	21	4-2-0		146	179	20	.57681	20	19	19		
TOTALS		RPI 1-25	RPI 26-50		W-L RECORDS		RPI 51-100		RPI 101-150		RPI 150+				
37-18-0		0-3-0	2-0-0		OVERALL		3-0-0		2-4-0		30-11-0				
15-5-0		0-0-0	1-0-0		HOME		0-0-0		1-0-0		13-5-0				
21-11-0		0-3-0	1-0-0		AWAY		3-0-0		1-3-0		16-5-0				
1-2-0		0-0-0	0-0-0		NEUTRAL		0-0-0		0-1-0		1-1-0				
22-7-0		0-3-0	2-0-0		NON-CONFERENCE		3-0-0		2-0-0		15-4-0				
6-2-0		0-0-0	1-0-0		HOME		0-0-0		1-0-0		4-2-0				
16-5-0		0-3-0	1-0-		AWAY		3-0-0		1-0-0		11-2-0				
0-0-0		0-0-0	0-0-0		NEUTRAL		0-0-0		0-0-0		0-0-0				
15-11-0		0-0-0	0-0-0		CONFERENCE		0-0-0		0-4-0		15-7-0				
9-3-0		0-0-0	0-0-0		HOME		0-0-0		0-0-0		9-3-0				
5-6-0		0-0-0	0-0-0		AWAY		0-0-0		0-3-0		5-3-0				
1-2-0		0-0-0	0-0-0		NEUTRAL		0-0-0		0-1-0		1-1-0				
RPI S	Opponent	Score		RPI S	Opponent	Score		RPI S	Opponent	Score		RPI S	Opponent	Score	
18 A	UC Santa Barbara	1	2	35 A	Bryant	9	8	63 A	North Florida	2	1	101 A	Rhode Island	7	1
18 A	UC Santa Barbara	6	7	48 H	UConn	4	3	63 A	North Florida	3	2	101 H	Rhode Island	14	13
18 A	UC Santa Barbara	4	7					63 A	North Florida	9	8	107 A	Binghamton	9	10
												107 A	Binghamton	3	5
												107 A	Binghamton	1	12
												107 N	Binghamton	6	9
												158 A	Holy Cross	8	4
												160 H	Sacred Heart	4	7
												162 H	Stony Brook	0	2
												162 H	Stony Brook	0	9
												162 H	Stony Brook	9	5
												162 N	Stony Brook	2	3
												162 N	Stony Brook	7	6
												166 A	Northeastern	3	4
												172 A	UMBC	6	4
												172 A	UMBC	6	7
												172 A	UMBC	4	13
												174 A	Fairfield	6	3
												202 A	Radford	12	0
												202 A	Radford	2	4
												202 A	Radford	3	1
												205 A	Central Conn. St.	11	9
												205 H	Central Conn. St.	10	0
												211 A	Albany (NY)	6	1
												211 A	Albany (NY)	11	0
												211 H	Albany (NY)	7	6
												211 H	Albany (NY)	6	3
LAST 15 GAMES				162 N	Stony Brook	2	3	205 H	Central Conn. St.	10	0	211 A	Albany (NY)	6	1
				107 N	Binghamton	6	9	221 H	UMass Lowell	14	10	211 A	Albany (NY)	11	0
				162 N	Stony Brook	7	6	221 H	UMass Lowell	17	4	211 H	Albany (NY)	7	6
				172 A	UMBC	4	13					211 H	Albany (NY)	6	3
				172 A	UMBC	6	7								

Non-Div. I Games:

Hartford

172	A	UMBC	6	4
101	A	Rhode Island	7	1

RPI	S	Opponent	Score	
211	H	Albany (NY)	5	9
212	H	Yale	15	8
217	A	Manhattan	8	3
218	A	Quinnipiac	11	5
218	H	Quinnipiac	5	7
221	A	UMass Lowell	4	3
221	A	UMass Lowell	5	6
221	A	UMass Lowell	6	0
221	H	UMass Lowell	17	4
221	H	UMass Lowell	14	10
221	H	UMass Lowell	23	6
238	A	Villanova	11	1
238	A	Villanova	8	0
238	A	Villanova	2	1
245	H	Maine	4	1
245	H	Maine	11	4
245	H	Maine	6	5
252	A	Marist	5	3
254	H	Army West Point	4	3
254	H	Army West Point	14	4

Average RPI Win: 127		WON-LOST RECORD		WINNING PCT. RANK		LAST 15 GAMES		STRENGTH OF SCHEDULE		OPP. STRENGTH OF SCHEDULE		TEAM RPI		ADJ RPI		CONF. RPI		ADJ CONF. RPI					
DIV. I ONLY		30-27-1		.52586 126		10-5-0		39		46		67		.53884 67		3		3					
DIV. I NON-CONF.		17-11-1		.60345 84		3-1-0		69		91		50		.55344 50		3		3					
TOTALS		RPI 1-25		RPI 26-50		W-L RECORDS		RPI 51-100		RPI 101-150		RPI 150+											
30-27-1		4-8-1		1-5-0		OVERALL		4-6-0		11-4-0		10-4-0											
16-9-0		1-1-0		1-2-0		HOME		3-1-0		7-3-0		4-2-0											
10-15-0		0-6-0		0-3-0		AWAY		1-3-0		3-1-0		6-2-0											
4-3-1		3-1-1		0-0-0		NEUTRAL		0-2-0		1-0-0		0-0-0											
17-11-1		1-0-1		1-5-0		NON-CONFERENCE		2-3-0		4-1-0		9-2-0											
8-4-0		1-0-0		1-2-0		HOME		1-0-0		1-0-0		4-2-0											
9-7-0		0-0-0		0-0-		AWAY		1-3-0		3-1-0		5-0-0											
0-0-1		0-0-1		0-0-0		NEUTRAL		0-0-0		0-0-0		0-0-0											
13-16-0		3-8-0		0-0-0		CONFERENCE		2-3-0		7-3-0		1-2-0											
8-5-0		0-1-0		0-0-0		HOME		2-1-0		6-3-0		0-0-0											
1-8-0		0-6-0		0-0-0		AWAY		0-0-0		0-0-0		1-2-0											
4-3-0		3-1-0		0-0-0		NEUTRAL		0-2-0		1-0-0		0-0-0											
RPI	S	Opponent		Score		RPI	S	Opponent		Score		RPI	S	Opponent		Score							
6	A	TCU		2 12		40	A	Sam Houston St.		3 4		54	H	West Virginia		1 0		103	A	Austin Peay		7 17	
6	A	TCU		0 2		40	A	Sam Houston St.		2 7		54	H	West Virginia		7 12		103	A	Austin Peay		11 3	
6	A	TCU		3 11		40	A	Sam Houston St.		3 4		54	H	West Virginia		12 6		103	A	Austin Peay		4 1	
14	A	Texas Tech		1 6		41	H	Long Beach St.		3 7		54	N	West Virginia		1 11		113	H	Baylor		4 3	
14	A	Texas Tech		0 5		41	H	Long Beach St.		3 6		54	N	West Virginia		0 6		113	H	Baylor		1 6	
14	A	Texas Tech		7 13		41	H	Long Beach St.		6 3		59	A	Oral Roberts		0 5		113	H	Baylor		7 6	
14	N	Texas Tech		17 4								59	H	Oral Roberts		12 3		114	H	Central Ark.		3 0	
15	N	Mississippi St.		5 5								79	A	Southern California		4 5		126	H	Kansas St.		10 1	
21	H	Oklahoma St.		3 4								94	A	Fresno St.		3 2		126	H	Kansas St.		12 0	
21	N	Oklahoma St.		9 1								100	A	UCLA		2 4		126	H	Kansas St.		3 9	
21	N	Oklahoma St.		9 10												126	N	Kansas St.		13 7			
21	N	Oklahoma St.		3 1												128	H	Texas		4 3			
25	H	Dallas Baptist		12 2												128	H	Texas		3 5			
																128	H	Texas		6 1			
																132	A	Little Rock		5 2			
																166	H	Northeastern		3 5			
																166	H	Northeastern		13 4			
																166	H	Northeastern		10 4			
																166	H	Northeastern		2 3			
																183	A	Wichita St.		15 7			
																183	H	Wichita St.		4 2			
																199	A	Kansas		2 7			
																199	A	Kansas		8 9			
																199	A	Kansas		17 6			
																216	H	Abilene Christian		7 1			
																253	A	CSU Bakersfield		6 4			
																253	A	CSU Bakersfield		6 3			

103	A	Austin Peay	11	3
103	A	Austin Peay	4	1

RPI	S	Opponent	Score	
253	A	CSU Bakersfield	13	0
253	A	CSU Bakersfield	10	7

Oklahoma

O
k
l
a
h
o
m
a

O
k
l
a
h
o
m
a

Average RPI Win:		131	WON-LOST RECORD		WINNING PCT. RANK	LAST 15 GAMES		STRENGTH OF SCHEDULE		OPP. STRENGTH OF SCHEDULE	TEAM RPI	ADJ RPI	CONF. RPI	ADJ CONF. RPI			
DIV. I ONLY			32-21-0		.60377	71	9-6-0		131	22	68	.53877	68	4	4		
DIV. I NON-CONF.			17-4-0		.80952	10	4-0-0		252	20	38	.5616	38	4	4		
TOTALS		RPI 1-25		RPI 26-50		W-L RECORDS		RPI 51-100		RPI 101-150		RPI 150+					
32-21-0		1-4-0		5-5-0		OVERALL		9-11-0		8-0-0		9-1-0					
16-10-0		1-4-0		3-1-0		HOME		6-5-0		3-0-0		3-0-0					
16-11-0		0-0-0		2-4-0		AWAY		3-6-0		5-0-0		6-1-0					
0-0-0		0-0-0		0-0-0		NEUTRAL		0-0-0		0-0-0		0-0-0					
17-4-0		1-1-0		1-3-0		NON-CONFERENCE		0-0-0		8-0-0		7-0-0					
7-2-0		1-1-0		0-1-0		HOME		0-0-0		3-0-0		3-0-0					
10-2-0		0-0-0		1-0-		AWAY		0-0-0		5-0-0		4-0-0					
0-0-0		0-0-0		0-0-0		NEUTRAL		0-0-0		0-0-0		0-0-0					
15-17-0		0-3-0		4-2-0		CONFERENCE		9-11-0		0-0-0		2-1-0					
9-8-0		0-3-0		3-0-0		HOME		6-5-0		0-0-0		0-0-0					
6-9-0		0-0-0		1-2-0		AWAY		3-6-0		0-0-0		2-1-0					
0-0-0		0-0-0		0-0-0		NEUTRAL		0-0-0		0-0-0		0-0-0					
RPI	S	Opponent		Score		RPI	S	Opponent		Score		RPI	S	Opponent		Score	
12	H	Arizona		0 3		29	A	Duke		4 5		52	H	Washington		2 4	
12	H	Arizona		5 8		29	A	Duke		5 2		52	H	Washington		7 1	
12	H	Arizona		6 7		29	A	Duke		5 6		52	H	Washington		4 7	
14	H	Texas Tech		8 11		38	A	Arizona St.		8 4		74	A	Stanford		1 5	
14	H	Texas Tech		9 2		38	A	Arizona St.		4 6		74	A	Stanford		4 6	
						38	A	Arizona St.		0 4		74	A	Stanford		4 1	
						39	H	Michigan		0 5		74	H	Stanford		6 8	
						46	H	Oregon St.		5 3		74	H	Stanford		5 2	
						46	H	Oregon St.		5 0		79	A	Southern California		5 4	
						46	H	Oregon St.		6 2		79	A	Southern California		5 18	
												79	A	Southern California		4 5	
												80	A	Oregon		3 4	
												80	A	Oregon		12 2	
												80	A	Oregon		5 11	
												90	H	Utah		3 8	
												90	H	Utah		9 2	
												90	H	Utah		5 6	
												100	H	UCLA		5 3	
												100	H	UCLA		8 2	
												100	H	UCLA		9 1	
LAST 15 GAMES																	
						176	A	Washington St.		11 5		255	A	Northwestern		15 3	
						176	A	Washington St.		7 0		255	A	Northwestern		13 2	
						176	A	Washington St.		1 4		255	A	Northwestern		16 0	
						90	H	Utah		5 6							
						90	H	Utah		9 2							

Non-Div. I Games:

California

90	H	Utah	3	8
255	A	Northwestern	15	0

C
a
l
i
f
o
r
n
i
a

C
a
l
i
f
o
r
n
i
a

Average RPI Win:	156	WON-LOST RECORD	WINNING PCT. RANK	LAST 15 GAMES	STRENGTH OF SCHEDULE	OPP. STRENGTH OF SCHEDULE	TEAM RPI	ADJ RPI	CONF. RPI	ADJ CONF. RPI					
Average RPI Loss:	96														
DIV. I ONLY		35-21-0	.625	56	10-5-0	120	116	69	.53772	69	9	9			
DIV. I NON-CONF.		21-11-0	.65625	57	1-0-0	170	117	67	.54047	67	12	11			
<hr/>															
TOTALS	RPI 1-25	RPI 26-50		W-L RECORDS		RPI 51-100		RPI 101-150		RPI 150+					
35-21-0	2-6-0	0-1-0		OVERALL		7-4-0		9-6-0		17-4-0					
13-9-0	0-3-0	0-0-0		HOME		4-2-0		2-2-0		7-2-0					
14-8-0	2-3-0	0-0-0		AWAY		0-0-0		6-4-0		6-1-0					
8-4-0	0-0-0	0-1-0		NEUTRAL		3-2-0		1-0-0		4-1-0					
<hr/>															
21-11-0	2-3-0	0-1-0		NON-CONFERENCE		4-2-0		3-3-0		12-2-0					
6-4-0	0-0-0	0-0-0		HOME		1-2-0		0-1-0		5-1-0					
8-5-0	2-3-0	0-0-		AWAY		0-0-0		2-2-0		4-0-0					
7-2-0	0-0-0	0-1-0		NEUTRAL		3-0-0		1-0-0		3-1-0					
<hr/>															
14-10-0	0-3-0	0-0-0		CONFERENCE		3-2-0		6-3-0		5-2-0					
7-5-0	0-3-0	0-0-0		HOME		3-0-0		2-1-0		2-1-0					
6-3-0	0-0-0	0-0-0		AWAY		0-0-0		4-2-0		2-1-0					
1-2-0	0-0-0	0-0-0		NEUTRAL		0-2-0		0-0-0		1-0-0					
<hr/>															
RPI S	Opponent	Score		RPI S	Opponent	Score		RPI S	Opponent	Score		RPI S	Opponent	Score	
8 A	North Carolina St.	3	8	26 N	Boston College	3	5	53 H	Nebraska	4	11	101 N	Rhode Island	8	2
8 A	North Carolina St.	11	7					53 H	Nebraska	4	10	104 A	Indiana	5	1
21 A	Oklahoma St.	2	0					55 H	Illinois	5	4	104 A	Indiana	3	5
21 A	Oklahoma St.	2	9					59 N	Oral Roberts	3	2	104 H	Indiana	5	7
21 A	Oklahoma St.	0	1					59 N	Oral Roberts	9	5	109 A	Bradley	6	2
25 H	Dallas Baptist	5	10					73 N	Iowa	11	3	109 A	Bradley	4	2
25 H	Dallas Baptist	6	7					83 H	Missouri St.	7	6	109 A	Bradley	3	5
25 H	Dallas Baptist	2	3					83 H	Missouri St.	2	1	122 A	Southern Ill.	6	7
								83 H	Missouri St.	4	2	122 A	Southern Ill.	3	0
								83 N	Missouri St.	4	11	122 A	Southern Ill.	5	1
								83 N	Missouri St.	4	12	132 A	Little Rock	5	6
												132 A	Little Rock	7	2
												136 H	Evansville	3	0
												136 H	Evansville	7	0
												136 H	Evansville	2	3
												159 A	Campbell	4	1
												167 N	Davidson	7	1
												175 A	Ball St.	16	8
												183 A	Wichita St.	15	10
												183 A	Wichita St.	8	6
												183 A	Wichita St.	9	11
												183 N	Wichita St.	7	1
												219 H	Illinois St.	3	2
												219 H	Illinois St.	6	5
												219 H	Illinois St.	1	5
												226 N	Dartmouth	3	0
												238 N	Villanova	5	6
<hr/>															
				LAST 15 GAMES											
				83 N	Missouri St.	4	11	109 A	Bradley	4	2	219 H	Illinois St.	3	2
				183 N	Wichita St.	7	1	109 A	Bradley	3	5	219 H	Illinois St.	6	5
				83 N	Missouri St.	4	12	175 A	Ball St.	16	8	219 H	Illinois St.	1	5
				136 H	Evansville	3	0					226 N	Dartmouth	3	0
				136 H	Evansville	7	0					238 N	Villanova	5	6

Non-Div. I Games:

Indiana St.

Indiana St.

136 H Evansville	2	3
109 A Bradley	6	2

Through Games Of June 30, 2016

RPI	S	Opponent	Score	
242	H	Siena	12	3
242	H	Siena	10	3
242	H	Siena	2	3
275	A	Purdue	22	4
275	H	Purdue	4	1
276	A	Butler	6	1
276	H	Butler	7	2
276	H	Butler	13	9
292	N	Chicago St.	14	5

Indiana St.

I
n
d
i
a
n
a
S
t
.

I
n
d
i
a
n
a
S
t
.

Average RPI Win: 134		WON-LOST	WINNING	LAST 15	STRENGTH OF		OPP. STRENGTH	TEAM	ADJ		CONF.	ADJ CONF.
Average RPI Loss: 78		RECORD	PCT. RANK	GAMES	SCHEDULE		OF SCHEDULE	RPI	RPI		RPI	RPI
DIV. I ONLY		32-25-0	.5614	95	6-9-0		54	36	70		.53669	70
DIV. I NON-CONF.		17-9-0	.65385	59	1-2-0		155	181	104		.5211	104
TOTALS		RPI 1-25	RPI 26-50		W-L RECORDS		RPI 51-100		RPI 101-150		RPI 150+	
32-25-0		5-10-0	2-2-0		OVERALL		5-3-0		7-7-0		13-3-0	
22-10-0		4-3-0	0-0-0		HOME		3-1-0		6-4-0		9-2-0	
7-12-0		1-6-0	2-1-0		AWAY		2-1-0		1-3-0		1-1-0	
3-3-0		0-1-0	0-1-0		NEUTRAL		0-1-0		0-0-0		3-0-0	
17-9-0		0-3-0	0-1-0		NON-CONFERENCE		1-0-0		3-2-0		13-3-0	
13-4-0		0-1-0	0-0-0		HOME		1-0-0		3-1-0		9-2-0	
1-3-0		0-1-0	0-0-		AWAY		0-0-0		0-1-0		1-1-0	
3-2-0		0-1-0	0-1-0		NEUTRAL		0-0-0		0-0-0		3-0-0	
15-16-0		5-7-0	2-1-0		CONFERENCE		4-3-0		4-5-0		0-0-0	
9-6-0		4-2-0	0-0-0		HOME		2-1-0		3-3-0		0-0-0	
6-9-0		1-5-0	2-1-0		AWAY		2-1-0		1-2-0		0-0-0	
0-1-0		0-0-0	0-0-0		NEUTRAL		0-1-0		0-0-0		0-0-0	
RPI S	Opponent	Score	RPI S	Opponent	Score	RPI S	Opponent	Score	RPI S	Opponent	Score	
1 H	Florida	5 12	35 N	Bryant	4 7	65 H	Alabama	1 2	103 H	Austin Peay	3 2	
1 H	Florida	7 4	45 A	Georgia	11 4	65 H	Alabama	6 2	104 A	Indiana	2 3	
1 H	Florida	5 4	45 A	Georgia	14 6	65 H	Alabama	3 2	117 H	Morehead St.	10 5	
2 A	Louisville	6 7	45 A	Georgia	2 5	65 N	Alabama	2 5	120 H	Cincinnati	8 4	
2 H	Louisville	6 9				72 H	Xavier	6 2	124 H	Arkansas	0 2	
9 A	Ole Miss	2 14				88 A	Tennessee	5 4	124 H	Arkansas	5 4	
9 A	Ole Miss	5 7				88 A	Tennessee	5 14	124 H	Arkansas	0 1	
9 A	Ole Miss	1 3				88 A	Tennessee	10 2	131 H	Missouri	2 1	
13 H	South Carolina	5 10							131 H	Missouri	7 2	
13 H	South Carolina	6 0							131 H	Missouri	3 9	
13 H	South Carolina	5 4							133 H	Western Ky.	6 14	
16 A	Vanderbilt	3 0							148 A	Auburn	2 5	
16 A	Vanderbilt	2 3							148 A	Auburn	9 6	
16 A	Vanderbilt	0 3							148 A	Auburn	6 10	
18 N	UC Santa Barbara	4 11							164 H	Miami (OH)	11 1	
									188 A	Wofford	4 5	
									189 A	San Diego St.	6 0	
									198 H	Murray St.	11 1	
									198 N	Murray St.	4 1	
									215 H	Eastern Ky.	4 5	
									223 H	USC Upstate	3 1	
									223 H	USC Upstate	3 0	
									223 H	USC Upstate	5 3	
									233 H	Dayton	5 3	
									233 N	Dayton	15 2	
									243 H	Buffalo	5 1	
									243 H	Buffalo	14 3	
			LAST 15 GAMES									
			65 N	Alabama	2 5	9 A	Ole Miss	1 3				
			131 H	Missouri	7 2	104 A	Indiana	2 3				
			131 H	Missouri	2 1	13 H	South Carolina	5 4				
			131 H	Missouri	3 9							
			198 N	Murray St.	4 1							

Non-Div. I Games:

Kentucky

9	A	Ole Miss	5	7
9	A	Ole Miss	2	14

RPI	S	Opponent	Score	
243	H	Buffalo	9	8
246	H	Northern Ky.	4	5
274	N	George Mason	8	6

Kentucky

K
e
n
t
u
c
k
y

K
e
n
t
u
c
k
y

Average RPI Win: 185		WON-LOST	WINNING	LAST 15	STRENGTH OF		OPP. STRENGTH	TEAM	ADJ		CONF.	ADJ CONF.			
Average RPI Loss: 146		RECORD	PCT. RANK	GAMES	SCHEDULE		OF SCHEDULE	RPI	RPI		RPI	RPI			
DIV. I ONLY		43-14-0	.75439	5	12-3-0		263	154	71		.53635	71	23	23	
DIV. I NON-CONF.		19-8-0	.7037	35	2-1-0		187	47	48		.55424	48	21	21	
TOTALS		RPI 1-25	RPI 26-50		W-L RECORDS		RPI 51-100		RPI 101-150		RPI 150+				
43-14-0		0-2-0	1-0-0		OVERALL		2-3-0		7-1-0		33-8-0				
14-5-0		0-0-0	1-0-0		HOME		2-1-0		1-0-0		10-4-0				
21-4-0		0-0-0	0-0-0		AWAY		0-1-0		4-1-0		17-2-0				
8-5-0		0-2-0	0-0-0		NEUTRAL		0-1-0		2-0-0		6-2-0				
19-8-0		0-2-0	1-0-0		NON-CONFERENCE		2-3-0		7-1-0		9-2-0				
5-2-0		0-0-0	1-0-0		HOME		2-1-0		1-0-0		1-1-0				
10-3-0		0-0-0	0-0-		AWAY		0-1-0		4-1-0		6-1-0				
4-3-0		0-2-0	0-0-0		NEUTRAL		0-1-0		2-0-0		2-0-0				
24-6-0		0-0-0	0-0-0		CONFERENCE		0-0-0		0-0-0		24-6-0				
9-3-0		0-0-0	0-0-0		HOME		0-0-0		0-0-0		9-3-0				
11-1-0		0-0-0	0-0-0		AWAY		0-0-0		0-0-0		11-1-0				
4-2-0		0-0-0	0-0-0		NEUTRAL		0-0-0		0-0-0		4-2-0				
RPI S	Opponent	Score		RPI S	Opponent	Score		RPI S	Opponent	Score		RPI S	Opponent	Score	
8 N	North Carolina St.	5	7	36 H	Ohio St.	8	3	82 N	Old Dominion	0	2	110 A	Liberty	6	5
23 N	Virginia	6	8					85 A	Pittsburgh	5	13	110 A	Liberty	2	4
								85 H	Pittsburgh	4	9	110 A	Liberty	8	1
								97 H	Western Caro.	3	1	110 A	Liberty	2	0
								97 H	Western Caro.	5	4	123 A	Penn St.	6	2
												123 H	Penn St.	10	9
												136 N	Evansville	6	3
												143 N	Milwaukee	7	6
												157 A	Charlotte	4	3
												157 A	Charlotte	11	6
												157 A	Charlotte	11	3
												164 H	Miami (OH)	10	3
												164 H	Miami (OH)	2	5
												164 H	Miami (OH)	4	3
												175 N	Ball St.	8	3
												185 A	Eastern Mich.	7	3
												185 A	Eastern Mich.	13	3
												185 A	Eastern Mich.	4	2
												185 N	Eastern Mich.	4	2
												185 N	Eastern Mich.	5	10
												185 N	Eastern Mich.	1	0
												196 H	Canisius	4	5
												202 A	Radford	8	3
												202 A	Radford	7	6
												202 A	Radford	6	0
												203 H	Toledo	2	1
												203 H	Toledo	3	0
LAST 15 GAMES															
				214 N	Western Mich.	7	12	258 A	Youngstown St.	10	11	202 A	Radford	8	3
				185 N	Eastern Mich.	4	2	262 A	Bowling Green	8	2	202 A	Radford	7	6
				185 N	Eastern Mich.	5	10	262 A	Bowling Green	10	1	202 A	Radford	6	0
				203 N	Toledo	3	2					203 H	Toledo	2	1
				185 N	Eastern Mich.	1	0					203 H	Toledo	3	0

Non-Div. I Games: Lake Erie 9 1

Kent St.

Kent St.

97	H	Western Caro.	3	1
97	H	Western Caro.	5	4

Through Games Of June 30, 2016

RPI	S	Opponent	Score	
203	H	Toledo	1	4
203	N	Toledo	3	2
208	N	George Washington	6	4
208	N	George Washington	7	4
214	H	Western Mich.	13	2
214	H	Western Mich.	4	5
214	H	Western Mich.	9	7
214	N	Western Mich.	7	12
220	A	Central Mich.	5	2
220	A	Central Mich.	10	13
220	A	Central Mich.	17	5
235	A	Ohio	6	5
235	A	Ohio	6	0
235	A	Ohio	8	0
243	H	Buffalo	5	4
243	H	Buffalo	12	2
243	H	Buffalo	5	0
258	A	Youngstown St.	10	11
258	H	Youngstown St.	5	2
262	A	Bowling Green	8	2
262	A	Bowling Green	10	1
262	A	Bowling Green	14	0

Kent St.

K
e
n
t
S
t
.

K
e
n
t
S
t
.

Average RPI Win:		167	WON-LOST RECORD		WINNING PCT. RANK		LAST 15 GAMES		STRENGTH OF SCHEDULE		OPP. STRENGTH OF SCHEDULE		TEAM RPI		ADJ RPI		CONF. RPI		ADJ CONF. RPI				
DIV. I ONLY			32-30-0		.51613 138		11-4-0		65		140		72		.53501 72		16		16				
DIV. I NON-CONF.			15-26-0		.36585 223		2-3-0		64		86		135		.50264 135		16		16				
TOTALS		RPI 1-25		RPI 26-50		W-L RECORDS		RPI 51-100		RPI 101-150		RPI 150+											
32-30-0		1-6-0		4-8-0		OVERALL		1-4-0		9-6-0		17-6-0											
13-6-0		0-0-0		2-2-0		HOME		0-0-0		4-4-0		7-0-0											
14-22-0		1-4-0		0-5-0		AWAY		0-4-0		3-2-0		10-6-0											
5-2-0		0-2-0		2-0-0		NEUTRAL		1-0-0		2-0-0		0-0-0											
15-26-0		1-6-0		0-7-0		NON-CONFERENCE		1-4-0		3-5-0		10-4-0											
6-4-0		0-0-0		0-1-0		HOME		0-0-0		2-3-0		4-0-0											
7-20-0		1-4-0		0-0-		AWAY		0-4-0		0-2-0		6-4-0											
2-2-0		0-2-0		0-0-0		NEUTRAL		1-0-0		1-0-0		0-0-0											
17-4-0		0-0-0		4-1-0		CONFERENCE		0-0-0		6-1-0		7-2-0											
7-2-0		0-0-0		2-1-0		HOME		0-0-0		2-1-0		3-0-0											
7-2-0		0-0-0		0-0-0		AWAY		0-0-0		3-0-0		4-2-0											
3-0-0		0-0-0		2-0-0		NEUTRAL		0-0-0		1-0-0		0-0-0											
RPI	S	Opponent		Score		RPI	S	Opponent		Score		RPI	S	Opponent		Score							
2	A	Louisville		1	11	36	A	Ohio St.		6	11	52	N	Washington		7	5	104	H	Indiana		0	8
16	A	Vanderbilt		3	14	37	A	Wright St.		1	4	70	A	Kentucky		2	6	117	H	Morehead St.		7	1
16	A	Vanderbilt		2	5	37	H	Wright St.		3	8	95	A	Mercer		3	5	117	H	Morehead St.		1	3
16	A	Vanderbilt		15	1	38	A	Arizona St.		1	5	95	A	Mercer		1	3	117	H	Morehead St.		2	3
16	A	Vanderbilt		0	7	38	A	Arizona St.		2	8	95	A	Mercer		14	18	120	A	Cincinnati		0	4
18	N	UC Santa Barbara		5	14	38	A	Arizona St.		1	2					120	A	Cincinnati		2	9		
18	N	UC Santa Barbara		4	5	38	A	Arizona St.		2	5					120	H	Cincinnati		6	3		
								49	H	Creighton		2	4					120	N	Cincinnati		8	5
								49	H	Creighton		6	4					135	H	St. John's (NY)		11	8
								49	H	Creighton		6	5					135	H	St. John's (NY)		1	0
								49	N	Creighton		5	3					135	H	St. John's (NY)		2	4
								49	N	Creighton		8	7					135	N	St. John's (NY)		9	8
																144	A	Seton Hall		10	6		
																144	A	Seton Hall		5	3		
																144	A	Seton Hall		10	6		
																164	A	Miami (OH)		2	7		
																164	A	Miami (OH)		2	3		
																164	H	Miami (OH)		12	4		
																175	A	Ball St.		4	5		
																179	A	Georgetown		1	9		
																179	A	Georgetown		8	5		
																179	A	Georgetown		3	4		
																219	A	Illinois St.		5	6		
																219	A	Illinois St.		11	5		
																219	A	Illinois St.		12	1		
																220	H	Central Mich.		7	4		
																220	H	Central Mich.		8	5		

49 N Creighton	5	3
135 N St. John's (NY)	9	8

RPI	S	Opponent	Score	
220	H	Central Mich.	5	0
223	A	USC Upstate	8	7
223	A	USC Upstate	6	1
223	A	USC Upstate	3	2
238	H	Villanova	1	0
238	H	Villanova	15	10
238	H	Villanova	9	0
246	A	Northern Ky.	8	1
276	A	Butler	4	1
276	A	Butler	6	2
276	A	Butler	4	1

Xavier

X
a
v
i
e
r

X
a
v
i
e
r

Average RPI Win:		126	WON-LOST		WINNING		LAST 15		STRENGTH OF		OPP. STRENGTH		TEAM		ADJ		CONF.		ADJ CONF.				
Average RPI Loss:		78	RECORD		PCT. RANK		GAMES		SCHEDULE		OF SCHEDULE		RPI		RPI		RPI		RPI				
DIV. I ONLY			27-26-0		.50943		139		10-5-0		29		124		73		.5346		73				
DIV. I NON-CONF.			12-13-0		.48		157		2-0-0		132		192		147		.49823		147				
TOTALS		RPI 1-25		RPI 26-50		W-L RECORDS		RPI 51-100		RPI 101-150		RPI 150+											
27-26-0		0-3-0		5-7-0		OVERALL		7-7-0		7-8-0		8-1-0											
14-7-0		0-0-0		1-2-0		HOME		6-3-0		3-2-0		4-0-0											
7-15-0		0-3-0		2-4-0		AWAY		0-3-0		4-5-0		1-0-0											
6-4-0		0-0-0		2-1-0		NEUTRAL		1-1-0		0-1-0		3-1-0											
12-13-0		0-3-0		0-0-0		NON-CONFERENCE		0-4-0		4-5-0		8-1-0											
7-2-0		0-0-0		0-0-0		HOME		0-0-0		3-2-0		4-0-0											
2-8-0		0-3-0		0-0-		AWAY		0-3-0		1-2-0		1-0-0											
3-3-0		0-0-0		0-0-0		NEUTRAL		0-1-0		0-1-0		3-1-0											
15-13-0		0-0-0		5-7-0		CONFERENCE		7-3-0		3-3-0		0-0-0											
7-5-0		0-0-0		1-2-0		HOME		6-3-0		0-0-0		0-0-0											
5-7-0		0-0-0		2-4-0		AWAY		0-0-0		3-3-0		0-0-0											
3-1-0		0-0-0		2-1-0		NEUTRAL		1-0-0		0-0-0		0-0-0											
RPI	S	Opponent		Score		RPI	S	Opponent		Score		RPI	S	Opponent		Score							
25	A	Dallas Baptist		1	5	36	A	Ohio St.		0	6	55	H	Illinois		4	3	104	A	Indiana	6	5	
25	A	Dallas Baptist		1	4	36	A	Ohio St.		12	0	55	H	Illinois		4	10	104	A	Indiana	2	8	
25	A	Dallas Baptist		3	7	36	A	Ohio St.		0	3	55	H	Illinois		4	3	104	A	Indiana	1	7	
						36	N	Ohio St.		7	8	60	H	Maryland		1	4	109	H	Bradley	7	6	
						36	N	Ohio St.		5	4	60	H	Maryland		4	1	122	A	Southern Ill.	1	2	
						39	H	Michigan		9	12	60	H	Maryland		8	1	122	A	Southern Ill.	7	5	
						39	H	Michigan		4	8	60	N	Maryland		11	0	122	A	Southern Ill.	1	6	
						39	H	Michigan		8	3	69	N	Indiana St.		3	11	123	A	Penn St.	3	2	
						50	A	Minnesota		6	3	78	H	Michigan St.		1	5	123	A	Penn St.	4	5	
						50	A	Minnesota		1	4	78	H	Michigan St.		5	1	123	A	Penn St.	8	0	
						50	A	Minnesota		3	6	78	H	Michigan St.		3	1	126	H	Kansas St.	2	1	
						50	N	Minnesota		8	2	83	A	Missouri St.		4	5	126	H	Kansas St.	2	3	
												83	A	Missouri St.		1	4	126	H	Kansas St.	2	4	
												83	A	Missouri St.		6	8	143	H	Milwaukee	9	1	
																		144	N	Seton Hall	1	7	
																		177	H	Air Force	22	2	
																		177	H	Air Force	9	7	
																		180	N	Omaha	2	3	
																		210	H	Northern Ill.	12	3	
																		226	N	Dartmouth	4	1	
																		267	A	Western Ill.	10	2	
																		267	H	Western Ill.	10	4	
																		288	N	Savannah St.	14	4	
																		292	N	Chicago St.	15	3	
				LAST 15 GAMES																			
						36	N	Ohio St.		7	8	267	A	Western Ill.		10	2						
						60	N	Maryland		11	0	78	H	Michigan St.		5	1						
						36	N	Ohio St.		5	4	78	H	Michigan St.		3	1						
						50	N	Minnesota		8	2												
						123	A	Penn St.		8	0												

Non-Div. I Games:

Grand View

3 0

Point U.

7 1

Northwestern (IA)

28 0

Iowa

123 A Penn St.	4	5
123 A Penn St.	3	2

I
o
w
a

I
o
w
a

Average RPI Win: 116		WON-LOST	WINNING	LAST 15	STRENGTH OF		OPP. STRENGTH	TEAM	ADJ		CONF.	ADJ CONF.		
Average RPI Loss: 76		RECORD	PCT. RANK	GAMES	SCHEDULE		OF SCHEDULE	RPI	RPI	RPI	RPI			
DIV. I ONLY		31-23-0	.57407	86	10-5-0		109	21	74	.53418	74	4	4	
DIV. I NON-CONF.		15-7-0	.68182	44	3-0-0		232	8	91	.53053	91	4	4	
TOTALS		RPI 1-25	RPI 26-50		W-L RECORDS		RPI 51-100		RPI 101-150		RPI 150+			
31-23-0		2-4-0	3-6-0		OVERALL		13-8-0		3-2-0		10-3-0			
20-9-0		1-2-0	2-4-0		HOME		8-2-0		1-0-0		8-1-0			
11-14-0		1-2-0	1-2-0		AWAY		5-6-0		2-2-0		2-2-0			
0-0-0		0-0-0	0-0-0		NEUTRAL		0-0-0		0-0-0		0-0-0			
15-7-0		1-2-0	2-1-0		NON-CONFERENCE		1-0-0		3-2-0		8-2-0			
11-3-0		1-2-0	2-1-0		HOME		1-0-0		1-0-0		6-0-0			
4-4-0		0-0-0	0-0-		AWAY		0-0-0		2-2-0		2-2-0			
0-0-0		0-0-0	0-0-0		NEUTRAL		0-0-0		0-0-0		0-0-0			
16-16-0		1-2-0	1-5-0		CONFERENCE		12-8-0		0-0-0		2-1-0			
9-6-0		0-0-0	0-3-0		HOME		7-2-0		0-0-0		2-1-0			
7-10-0		1-2-0	1-2-0		AWAY		5-6-0		0-0-0		0-0-0			
0-0-0		0-0-0	0-0-0		NEUTRAL		0-0-0		0-0-0		0-0-0			
RPI	S	Opponent		Score	RPI	S	Opponent		Score	RPI	S	Opponent		Score
12	A	Arizona		1 4	38	H	Arizona St.		6 9	52	A	Washington		3 4
12	A	Arizona		1 4	38	H	Arizona St.		7 8	52	A	Washington		8 7
12	A	Arizona		6 5	38	H	Arizona St.		2 3	52	A	Washington		0 4
16	H	Vanderbilt		1 4	42	H	Cal St. Fullerton		3 4	61	H	St. Mary's (CA)		9 1
16	H	Vanderbilt		4 1	42	H	Cal St. Fullerton		2 1	68	A	California		2 5
16	H	Vanderbilt		2 5	42	H	Cal St. Fullerton		2 0	68	A	California		8 6
					46	A	Oregon St.		2 3	68	H	California		5 1
					46	A	Oregon St.		4 11	68	H	California		6 4
					46	A	Oregon St.		6 0	68	H	California		1 4
										79	H	Southern California		8 1
										79	H	Southern California		11 8
										79	H	Southern California		0 1
										80	H	Oregon		4 2
										80	H	Oregon		2 1
										80	H	Oregon		3 1
										90	A	Utah		3 8
										90	A	Utah		7 9
										90	A	Utah		4 2
										100	A	UCLA		8 2
										100	A	UCLA		5 6
LAST 15 GAMES														
					80	H	Oregon		3 1					
					80	H	Oregon		4 2					
					80	H	Oregon		2 1					
					52	A	Washington		0 4					
					52	A	Washington		8 7					

Non-Div. I Games:

Stanford

				RPI	S	Opponent	Score		
52	A	Washington	3	4	100	A	UCLA	4	1
224	H	UC Davis	3	1					

Average RPI Win:		204	WON-LOST RECORD		WINNING PCT. RANK		LAST 15 GAMES		STRENGTH OF SCHEDULE		OPP. STRENGTH OF SCHEDULE		TEAM RPI		ADJ RPI		CONF. RPI		ADJ CONF. RPI	
Average RPI Loss:		126	38-19-0		.66667 32		10-5-0		172		208		75		.53398 75		24		24	
DIV. I ONLY			21-10-0		.67742 47		3-1-0		126		170		49		.55388 49		25		25	
DIV. I NON-CONF.																				
TOTALS		RPI 1-25		RPI 26-50		W-L RECORDS		RPI 51-100		RPI 101-150		RPI 150+								
38-19-0		2-2-0		0-1-0		OVERALL		3-4-0		1-3-0		32-9-0								
19-6-0		1-0-0		0-0-0		HOME		0-2-0		0-0-0		18-4-0								
16-10-0		1-2-0		0-1-0		AWAY		3-2-0		1-2-0		11-3-0								
3-3-0		0-0-0		0-0-0		NEUTRAL		0-0-0		0-1-0		3-2-0								
21-10-0		2-2-0		0-1-0		NON-CONFERENCE		3-4-0		0-0-0		16-3-0								
10-3-0		1-0-0		0-0-0		HOME		0-2-0		0-0-0		9-1-0								
10-6-0		1-2-0		0-0-		AWAY		3-2-0		0-0-0		6-1-0								
1-1-0		0-0-0		0-0-0		NEUTRAL		0-0-0		0-0-0		1-1-0								
17-9-0		0-0-0		0-0-0		CONFERENCE		0-0-0		1-3-0		16-6-0								
9-3-0		0-0-0		0-0-0		HOME		0-0-0		0-0-0		9-3-0								
6-4-0		0-0-0		0-0-0		AWAY		0-0-0		1-2-0		5-2-0								
2-2-0		0-0-0		0-0-0		NEUTRAL		0-0-0		0-1-0		2-1-0								
RPI	S	Opponent		Score		RPI	S	Opponent		Score		RPI	S	Opponent		Score				
19	A	North Carolina		0	11	30	A	UNCW		4	11	60	A	Maryland		1	8			
22	A	Georgia Tech		1	9							60	H	Maryland		1	7			
23	A	Virginia		11	5							62	A	Col. of Charleston		4	3			
23	H	Virginia		7	5							62	A	Col. of Charleston		2	1			
												62	A	Col. of Charleston		4	7			
												82	H	Old Dominion		1	3			
												89	A	William & Mary		12	5			

Non-Div. I Games:

VCU

204	A	Presbyterian	10	7
204	A	Presbyterian	13	2

RPI	S	Opponent	Score	
233	H	Dayton	9	2
233	H	Dayton	3	8
233	H	Dayton	5	3
240	H	Saint Louis	5	1
240	H	Saint Louis	7	6
240	H	Saint Louis	1	0
252	H	Marist	3	0
252	H	Marist	3	0
252	H	Marist	7	6
257	A	VMI	11	7
257	H	VMI	8	5
259	H	Wagner	3	2
259	H	Wagner	9	5
259	H	Wagner	4	3
268	H	Norfolk St.	4	2
277	A	La Salle	9	1
277	A	La Salle	4	1
277	A	La Salle	2	1

UNCG

Average RPI Win: 178		WON-LOST RECORD		WINNING PCT. RANK		LAST 15 GAMES		STRENGTH OF SCHEDULE		OPP. STRENGTH OF SCHEDULE		TEAM RPI		ADJ RPI		CONF. RPI		ADJ CONF. RPI					
DIV. I ONLY		38-21-0		.64407 42		5-10-0		148		163		76		.53356 76		18		18					
DIV. I NON-CONF.		22-10-0		.6875 42		0-1-0		147		155		57		.55035 57		20		20					
TOTALS		RPI 1-25		RPI 26-50		W-L RECORDS		RPI 51-100		RPI 101-150		RPI 150+											
38-21-0		1-2-0		1-3-0		OVERALL		4-4-0		8-6-0		24-6-0											
25-5-0		0-0-0		1-0-0		HOME		1-2-0		5-2-0		18-1-0											
10-13-0		1-2-0		0-3-0		AWAY		1-2-0		3-2-0		5-4-0											
3-3-0		0-0-0		0-0-0		NEUTRAL		2-0-0		0-2-0		1-1-0											
22-10-0		1-2-0		1-3-0		NON-CONFERENCE		2-0-0		5-1-0		13-4-0											
17-1-0		0-0-0		1-0-0		HOME		0-0-0		4-0-0		12-1-0											
3-8-0		1-2-0		0-0-0		AWAY		0-0-0		1-1-0		1-2-0											
2-1-0		0-0-0		0-0-0		NEUTRAL		2-0-0		0-0-0		0-1-0											
16-11-0		0-0-0		0-0-0		CONFERENCE		2-4-0		3-5-0		11-2-0											
8-4-0		0-0-0		0-0-0		HOME		1-2-0		1-2-0		6-0-0											
7-5-0		0-0-0		0-0-0		AWAY		1-2-0		2-1-0		4-2-0											
1-2-0		0-0-0		0-0-0		NEUTRAL		0-0-0		0-2-0		1-0-0											
RPI	S	Opponent		Score		RPI	S	Opponent		Score		RPI	S	Opponent		Score							
5	A	Coastal Caro.		4	2	28	A	Wake Forest		4	6	55	N	Illinois		20	9	106	A	High Point		9	3
5	A	Coastal Caro.		4	7	28	H	Wake Forest		18	3	55	N	Illinois		5	4	106	A	High Point		5	15
8	A	North Carolina St.		4	8	29	A	Duke		4	7	95	H	Mercer		2	8	106	H	High Point		13	5
						30	A	UNCW		4	8	95	H	Mercer		1	0	107	H	Binghamton		10	9
												95	H	Mercer		1	9	107	H	Binghamton		19	4
												97	A	Western Caro.		8	5	107	H	Binghamton		5	2
												97	A	Western Caro.		5	8	127	H	Samford		3	9
												97	A	Western Caro.		8	19	127	H	Samford		5	9
																		127	H	Samford		10	2
																		127	N	Samford		5	8
																		130	A	Furman		18	11
																		130	A	Furman		7	9
																		130	A	Furman		14	0
																		130	N	Furman		10	15
																		159	A	Campbell		8	2
																		159	H	Campbell		10	2
																		179	H	Georgetown		8	4
																		179	H	Georgetown		17	9
																		179	H	Georgetown		5	4
																		188	A	Wofford		6	1
																		188	A	Wofford		6	1
																		188	A	Wofford		3	12
																		188	N	Wofford		9	6
																		206	A	Elon		8	14
																		206	H	Elon		7	3
																		247	H	ETSU		6	5
																		247	H	ETSU		9	7

Non-Div. I Games:

UNCG

95 H Mercer	1	0
97 A Western Caro.	8	5

RPI	S	Opponent	Score	
247	H	ETSU	13	6
252	H	Marist	8	6
252	H	Marist	16	4
252	H	Marist	16	3
254	H	Army West Point	16	2
254	H	Army West Point	4	6
254	H	Army West Point	10	6
257	H	VMI	11	6
257	H	VMI	6	1
257	H	VMI	10	4
260	A	The Citadel	7	4
260	A	The Citadel	14	1
260	A	The Citadel	5	7
285	A	UNC Asheville	7	12
287	H	N.C. A&T	6	2
287	N	N.C. A&T	8	9
294	H	UMES	8	2

U
N
C
G

U
N
C
G

Average RPI Win:		152	WON-LOST RECORD		WINNING PCT. RANK		LAST 15 GAMES		STRENGTH OF SCHEDULE		OPP. STRENGTH OF SCHEDULE		TEAM RPI		ADJ RPI		CONF. RPI		ADJ CONF. RPI			
DIV. I ONLY			35-19-0		.64815 40		6-9-0		135		123		77		.53295 77		12		12			
DIV. I NON-CONF.			10-7-0		.58824 90		0-1-0		113		182		131		.50394 131		10		10			
TOTALS		RPI 1-25		RPI 26-50		W-L RECORDS		RPI 51-100		RPI 101-150		RPI 150+										
35-19-0		2-1-0		1-5-0		OVERALL		7-3-0		8-5-0		17-5-0										
19-12-0		2-0-0		1-5-0		HOME		6-1-0		4-2-0		6-4-0										
16-5-0		0-1-0		0-0-0		AWAY		1-2-0		4-1-0		11-1-0										
0-2-0		0-0-0		0-0-0		NEUTRAL		0-0-0		0-2-0		0-0-0										
10-7-0		2-1-0		0-0-0		NON-CONFERENCE		3-1-0		1-1-0		4-4-0										
9-5-0		2-0-0		0-0-0		HOME		3-1-0		0-0-0		4-4-0										
1-2-0		0-1-0		0-0-		AWAY		0-0-0		1-1-0		0-0-0										
0-0-0		0-0-0		0-0-0		NEUTRAL		0-0-0		0-0-0		0-0-0										
25-12-0		0-0-0		1-5-0		CONFERENCE		4-2-0		7-4-0		13-1-0										
10-7-0		0-0-0		1-5-0		HOME		3-0-0		4-2-0		2-0-0										
15-3-0		0-0-0		0-0-0		AWAY		1-2-0		3-0-0		11-1-0										
0-2-0		0-0-0		0-0-0		NEUTRAL		0-0-0		0-2-0		0-0-0										
RPI	S	Opponent		Score		RPI	S	Opponent		Score		RPI	S	Opponent		Score						
10	H	LSU		12	11	40	H	Sam Houston St.		4	9	51	A	Northwestern St.		6	5	102	H	McNeese St.	5	1
12	H	Arizona		13	5	40	H	Sam Houston St.		9	8	51	A	Northwestern St.		1	5	102	H	McNeese St.	4	5
24	A	Rice		2	7	40	H	Sam Houston St.		4	7	51	A	Northwestern St.		0	2	102	H	McNeese St.	0	1
						44	H	Southeastern La.		2	5	57	H	Houston		3	4	105	A	SFA	12	0
						44	H	Southeastern La.		6	14	58	H	Southeast Mo. St.		5	2	105	A	SFA	10	9
						44	H	Southeastern La.		1	2	58	H	Southeast Mo. St.		2	1	105	A	SFA	13	6
												58	H	Southeast Mo. St.		2	1	105	N	SFA	2	5
												86	H	New Orleans		10	7	113	A	Baylor	3	6
												86	H	New Orleans		7	5	114	H	Central Ark.	19	5
												86	H	New Orleans		5	1	114	H	Central Ark.	9	2
																		114	H	Central Ark.	7	6
																		114	N	Central Ark.	0	3
																		128	A	Texas	4	2
																		184	H	Nicholls St.	14	10
																		184	H	Nicholls St.	7	2
																		194	A	Houston Baptist	8	0
																		194	A	Houston Baptist	8	6
																		194	A	Houston Baptist	3	1
																		197	H	North Dakota St.	5	7
																		197	H	North Dakota St.	6	7
																		197	H	North Dakota St.	7	6
																		197	H	North Dakota St.	0	3
																		216	A	Abilene Christian	7	5
																		216	A	Abilene Christian	16	6
																		216	A	Abilene Christian	8	5
																		229	A	A&M-Corpus Christi	1	0
																		229	A	A&M-Corpus Christi	15	12
				LAST 15 GAMES																		
						105	N	SFA		2	5	40	H	Sam Houston St.		9	8	216	A	Abilene Christian	16	6
						114	N	Central Ark.		0	3	44	H	Southeastern La.		1	2	216	A	Abilene Christian	8	5
						105	A	SFA		12	0	44	H	Southeastern La.		2	5	229	A	A&M-Corpus Christi	1	0
						105	A	SFA		10	9							229	A	A&M-Corpus Christi	15	12
						105	A	SFA		13	6											

Non-Div. I Games:

Lamar

40	H	Sam Houston St.	4	7
40	H	Sam Houston St.	4	9

RPI	S	Opponent	Score	
229	A	A&M-Corpus Christi	5	1
273	A	Incarnate Word	2	3
273	A	Incarnate Word	20	6
273	A	Incarnate Word	3	1
281	H	UTRGV	3	7
281	H	UTRGV	4	1
281	H	UTRGV	4	1
298	H	Prairie View	13	3

Average RPI Win: 144		WON-LOST	WINNING	LAST 15	STRENGTH OF		OPP. STRENGTH	TEAM	ADJ		CONF.	ADJ CONF.			
Average RPI Loss: 106		RECORD	PCT. RANK	GAMES	SCHEDULE		OF SCHEDULE	RPI	RPI		RPI	RPI			
DIV. I ONLY		36-20-0	.64286	46	6-9-0		166	88	78	.53235	78	7	7		
DIV. I NON-CONF.		20-7-0	.74074	24	1-1-0		262	128	84	.5321	84	7	7		
TOTALS		RPI 1-25	RPI 26-50		W-L RECORDS		RPI 51-100		RPI 101-150		RPI 150+				
36-20-0		0-1-0	3-3-0		OVERALL		7-7-0		11-3-0		15-6-0				
12-9-0		0-0-0	2-0-0		HOME		3-5-0		4-2-0		3-2-0				
9-8-0		0-0-0	1-1-0		AWAY		1-2-0		3-1-0		4-4-0				
15-3-0		0-1-0	0-2-0		NEUTRAL		3-0-0		4-0-0		8-0-0				
20-7-0		0-1-0	0-0-0		NON-CONFERENCE		2-1-0		5-0-0		13-5-0				
4-3-0		0-0-0	0-0-0		HOME		1-1-0		0-0-0		3-2-0				
3-3-0		0-0-0	0-0-		AWAY		0-0-0		1-0-0		2-3-0				
13-1-0		0-1-0	0-0-0		NEUTRAL		1-0-0		4-0-0		8-0-0				
16-13-0		0-0-0	3-3-0		CONFERENCE		5-6-0		6-3-0		2-1-0				
8-6-0		0-0-0	2-0-0		HOME		2-4-0		4-2-0		0-0-0				
6-5-0		0-0-0	1-1-0		AWAY		1-2-0		2-1-0		2-1-0				
2-2-0		0-0-0	0-2-0		NEUTRAL		2-0-0		0-0-0		0-0-0				
RPI S	Opponent	Score		RPI S	Opponent	Score		RPI S	Opponent	Score		RPI S	Opponent	Score	
20 N	Southern Miss.	0	2	36 N	Ohio St.	2	3	53 H	Nebraska	3	6	104 H	Indiana	2	3
				36 N	Ohio St.	3	7	53 H	Nebraska	4	2	104 H	Indiana	4	8
				39 A	Michigan	3	4	53 H	Nebraska	4	7	104 H	Indiana	9	0
				39 A	Michigan	7	4	53 N	Nebraska	5	1	111 H	Rutgers	5	4
				39 H	Michigan	11	5	60 H	Maryland	3	6	111 H	Rutgers	5	2
				39 H	Michigan	7	6	60 H	Maryland	4	6	111 H	Rutgers	6	5
								60 H	Maryland	4	3	112 N	FGCU	7	6
								60 N	Maryland	4	3	123 A	Penn St.	7	0
								73 A	Iowa	1	5	123 A	Penn St.	6	7
								73 A	Iowa	1	3	123 A	Penn St.	5	2
								73 A	Iowa	5	1	130 A	Furman	15	8
								80 H	Oregon	3	2	139 N	Saint Joseph's	8	7
								93 N	Troy	3	0	146 N	UCF	6	2
								96 H	Notre Dame	0	1	148 N	Auburn	3	0
												151 N	Texas St.	3	2
												168 H	Oakland	1	3
												169 A	South Fla.	0	2
												169 A	South Fla.	11	1
												169 A	South Fla.	5	7
												185 H	Eastern Mich.	2	4
												185 N	Eastern Mich.	3	2
												197 N	North Dakota St.	9	5
												201 N	Fordham	7	2
												203 H	Toledo	4	1
												204 N	Presbyterian	11	5
												214 H	Western Mich.	6	5
												219 N	Illinois St.	15	0
				LAST 15 GAMES											
				36 N	Ohio St.	3	7	220 A	Central Mich.	1	12				
				36 N	Ohio St.	2	3	73 A	Iowa	1	5				
				60 N	Maryland	4	3	73 A	Iowa	1	3				
				53 N	Nebraska	5	1								
				60 H	Maryland	4	6								

Non-Div. I Games:

Michigan St.

Michigan St.

60 H Maryland	4	3
60 H Maryland	3	6

Through Games Of June 30, 2016

RPI	S	Opponent	Score	
220	A	Central Mich.	1	12
220	H	Central Mich.	4	1
220	N	Central Mich.	7	3
229	A	A&M-Corpus Christi	9	3
275	A	Purdue	5	3
275	A	Purdue	11	0
275	A	Purdue	2	5
276	N	Butler	9	2

Michigan St.

M
i
c
h
i
g
a
n
s
t
.

M
i
c
h
i
g
a
n
s
t
.

Average RPI Win:		74	WON-LOST		WINNING		LAST 15		STRENGTH OF		OPP. STRENGTH		TEAM	ADJ		CONF.	ADJ CONF.	
Average RPI Loss:		79	RECORD		PCT. RANK		GAMES		SCHEDULE		OF SCHEDULE		RPI	RPI		RPI	RPI	
DIV. I ONLY			28-28-0		.5	147	9-6-0		35		25		79	.53133		79	4	4
DIV. I NON-CONF.			13-12-0		.52	132	2-0-0		34		19		79	.5338		79	4	4
TOTALS		RPI 1-25		RPI 26-50		W-L RECORDS		RPI 51-100		RPI 101-150		RPI 150+						
28-28-0		4-6-0		9-5-0		OVERALL		10-12-0		2-2-0		3-3-0						
16-14-0		3-2-0		5-4-0		HOME		7-4-0		0-2-0		1-2-0						
12-13-0		1-4-0		4-1-0		AWAY		3-7-0		2-0-0		2-1-0						
0-1-0		0-0-0		0-0-0		NEUTRAL		0-1-0		0-0-0		0-0-0						
13-12-0		2-5-0		6-2-0		NON-CONFERENCE		2-1-0		2-2-0		1-2-0						
8-7-0		1-1-0		4-2-0		HOME		2-0-0		0-2-0		1-2-0						
5-5-0		1-4-0		2-0-		AWAY		0-1-0		2-0-0		0-0-0						
0-0-0		0-0-0		0-0-0		NEUTRAL		0-0-0		0-0-0		0-0-0						
15-16-0		2-1-0		3-3-0		CONFERENCE		8-11-0		0-0-0		2-1-0						
8-7-0		2-1-0		1-2-0		HOME		5-4-0		0-0-0		0-0-0						
7-8-0		0-0-0		2-1-0		AWAY		3-6-0		0-0-0		2-1-0						
0-1-0		0-0-0		0-0-0		NEUTRAL		0-1-0		0-0-0		0-0-0						
RPI	S	Opponent		Score		RPI	S	Opponent		Score		RPI	S	Opponent		Score		
6	A	TCU		3	8	28	H	Wake Forest		9	4	52	H	Washington		0	6	
6	A	TCU		11	12	28	H	Wake Forest		4	5	52	H	Washington		4	3	
6	A	TCU		16	6	28	H	Wake Forest		2	1	52	H	Washington		3	7	
12	H	Arizona		5	8	38	A	Arizona St.		6	2	67	H	Oklahoma		5	4	
12	H	Arizona		5	2	38	A	Arizona St.		2	3	68	H	California		18	5	
12	H	Arizona		8	5	38	A	Arizona St.		31	9	68	H	California		5	4	
15	H	Mississippi St.		7	8	41	A	Long Beach St.		7	4	68	H	California		4	5	
18	A	UC Santa Barbara		2	5	41	H	Long Beach St.		8	3	74	A	Stanford		1	0	
18	A	UC Santa Barbara		1	10	42	A	Cal St. Fullerton		2	1	74	A	Stanford		8	11	
18	H	UC Santa Barbara		9	5	42	H	Cal St. Fullerton		3	2	74	A	Stanford		1	8	
						46	H	Oregon St.		10	1	80	A	Oregon		5	8	
						46	H	Oregon St.		1	4	80	A	Oregon		8	12	
						46	H	Oregon St.		1	3	80	A	Oregon		3	4	
						48	H	UConn		4	5	90	H	Utah		5	2	
												90	H	Utah		8	14	
												90	H	Utah		6	1	
												91	A	Pepperdine		2	3	
												91	H	Pepperdine		6	5	
												100	A	UCLA		3	4	
												100	A	UCLA		5	3	
LAST 15 GAMES																		
						38	A	Arizona St.		31	9							
						38	A	Arizona St.		6	2							
						38	A	Arizona St.		2	3							
						42	A	Cal St. Fullerton		2	1							
						46	H	Oregon St.		1	4							

Non-Div. I Games:

Southern California

Average RPI Win: 115		WON-LOST	WINNING	LAST 15	STRENGTH OF		OPP. STRENGTH	TEAM	ADJ		CONF.	ADJ CONF.
Average RPI Loss: 67		RECORD	PCT. RANK	GAMES	SCHEDULE		OF SCHEDULE	RPI	RPI		RPI	RPI
DIV. I ONLY		29-26-0	.52727	121	71		33	80	.52968		80	4
DIV. I NON-CONF.		14-9-0	.6087	80	141		29	77	.53382		77	4
TOTALS		RPI 1-25	RPI 26-50		W-L RECORDS		RPI 51-100		RPI 101-150		RPI 150+	
29-26-0		4-5-0	4-6-0		OVERALL		8-13-0		2-0-0		11-2-0	
19-10-0		4-2-0	1-3-0		HOME		7-3-0		0-0-0		7-2-0	
8-16-0		0-3-0	3-3-0		AWAY		1-10-0		1-0-0		3-0-0	
2-0-0		0-0-0	0-0-0		NEUTRAL		0-0-0		1-0-0		1-0-0	
14-9-0		2-4-0	0-2-0		NON-CONFERENCE		1-2-0		2-0-0		9-1-0	
8-4-0		2-1-0	0-2-0		HOME		1-0-0		0-0-0		5-1-0	
4-5-0		0-3-0	0-0-		AWAY		0-2-0		1-0-0		3-0-0	
2-0-0		0-0-0	0-0-0		NEUTRAL		0-0-0		1-0-0		1-0-0	
15-17-0		2-1-0	4-4-0		CONFERENCE		7-11-0		0-0-0		2-1-0	
11-6-0		2-1-0	1-1-0		HOME		6-3-0		0-0-0		2-1-0	
4-11-0		0-0-0	3-3-0		AWAY		1-8-0		0-0-0		0-0-0	
0-0-0		0-0-0	0-0-0		NEUTRAL		0-0-0		0-0-0		0-0-0	
RPI S	Opponent	Score	RPI S	Opponent	Score	RPI S	Opponent	Score	RPI S	Opponent	Score	
12 H	Arizona	4 2	33 H	Gonzaga	7 9	52 A	Washington	6 9	115 A	Seattle	6 4	
12 H	Arizona	3 0	33 H	Gonzaga	4 5	52 A	Washington	2 0	125 N	San Diego	5 2	
12 H	Arizona	4 5	38 A	Arizona St.	8 9	52 A	Washington	4 7	176 H	Washington St.	0 4	
15 A	Mississippi St.	4 10	38 A	Arizona St.	4 5	61 H	St. Mary's (CA)	2 1	176 H	Washington St.	11 7	
15 A	Mississippi St.	3 9	38 A	Arizona St.	12 2	68 H	California	11 5	176 H	Washington St.	8 0	
15 A	Mississippi St.	2 5	46 A	Oregon St.	7 4	68 H	California	4 3	189 A	San Diego St.	10 5	
18 H	UC Santa Barbara	0 1	46 A	Oregon St.	3 6	68 H	California	2 12	189 A	San Diego St.	4 3	
18 H	UC Santa Barbara	13 1	46 A	Oregon St.	6 3	74 A	Stanford	2 4	189 A	San Diego St.	8 2	
18 H	UC Santa Barbara	3 1	46 H	Oregon St.	7 6	74 A	Stanford	1 3	219 H	Illinois St.	2 3	
			46 H	Oregon St.	10 11	74 A	Stanford	1 2	219 H	Illinois St.	4 2	
						78 A	Michigan St.	2 3	219 H	Illinois St.	8 5	
						79 H	Southern California	12 8	219 H	Illinois St.	3 1	
						79 H	Southern California	8 5	231 H	Portland	10 1	
						79 H	Southern California	4 3	231 H	Portland	15 4	
						90 H	Utah	0 2	231 N	Portland	6 1	
						90 H	Utah	9 5				
						90 H	Utah	1 4				
						96 A	Notre Dame	3 6				
						100 A	UCLA	1 13				
						100 A	UCLA	3 6				
LAST 15 GAMES												
			74 A	Stanford	1 3							
			74 A	Stanford	2 4							
			74 A	Stanford	1 2							
			61 H	St. Mary's (CA)	2 1							
			12 H	Arizona	4 5							

Non-Div. I Games:

Oregon

			RPI	S	Opponent	Score			
12	H	Arizona	4	2	100	A	UCLA	2	4
12	H	Arizona	3	0					

O
r
e
g
o
n

O
r
e
g
o
n

Average RPI Win: 142		WON-LOST	WINNING	LAST 15	STRENGTH OF		OPP. STRENGTH	TEAM	ADJ		CONF.	ADJ CONF.
Average RPI Loss: 92		RECORD	PCT. RANK	GAMES	SCHEDULE		OF SCHEDULE	RPI	RPI		RPI	RPI
DIV. I ONLY		36-24-0	.6	74	9-6-0		130	48	81		10	10
DIV. I NON-CONF.		17-9-0	.65385	59	2-3-0		174	7	82		9	9
TOTALS		RPI 1-25	RPI 26-50		W-L RECORDS		RPI 51-100		RPI 101-150		RPI 150+	
36-24-0		2-7-0	4-3-0		OVERALL		9-4-0		6-4-0		15-6-0	
17-15-0		2-5-0	0-0-0		HOME		4-2-0		1-2-0		10-6-0	
16-8-0		0-1-0	3-3-0		AWAY		4-2-0		4-2-0		5-0-0	
3-1-0		0-1-0	1-0-0		NEUTRAL		1-0-0		1-0-0		0-0-0	
17-9-0		1-4-0	1-2-0		NON-CONFERENCE		5-1-0		0-0-0		10-2-0	
12-5-0		1-3-0	0-0-0		HOME		3-0-0		0-0-0		8-2-0	
5-4-0		0-1-0	1-0-		AWAY		2-1-0		0-0-0		2-0-0	
0-0-0		0-0-0	0-0-0		NEUTRAL		0-0-0		0-0-0		0-0-0	
19-15-0		1-3-0	3-1-0		CONFERENCE		4-3-0		6-4-0		5-4-0	
5-10-0		1-2-0	0-0-0		HOME		1-2-0		1-2-0		2-4-0	
11-4-0		0-0-0	2-1-0		AWAY		2-1-0		4-2-0		3-0-0	
3-1-0		0-1-0	1-0-0		NEUTRAL		1-0-0		1-0-0		0-0-0	
RPI S	Opponent	Score	RPI S	Opponent	Score	RPI S	Opponent	Score	RPI S	Opponent	Score	
7 H	Clemson	1 12	43 A	South Ala.	4 3	62 A	Col. of Charleston	13 10	119 A	Arkansas St.	5 6	
7 H	Clemson	7 6	43 A	South Ala.	0 10	62 H	Col. of Charleston	10 6	119 A	Arkansas St.	9 7	
7 H	Clemson	4 17	43 A	South Ala.	11 9	63 A	North Florida	4 13	119 A	Arkansas St.	8 3	
17 H	UL Lafayette	3 2	43 N	South Ala.	4 0	63 H	North Florida	2 0	132 H	Little Rock	3 2	
17 H	UL Lafayette	2 6	45 A	Georgia	1 5	93 H	Troy	1 2	132 H	Little Rock	8 17	
17 H	UL Lafayette	9 13	45 A	Georgia	5 3	93 H	Troy	7 0	132 H	Little Rock	2 3	
17 N	UL Lafayette	0 5	45 A	Georgia	1 4	93 H	Troy	4 8	132 N	Little Rock	13 4	
22 A	Georgia Tech	1 6				95 A	Mercer	11 10	149 A	La.-Monroe	1 2	
22 H	Georgia Tech	5 6				95 H	Mercer	8 5	149 A	La.-Monroe	13 1	
						99 A	UT Arlington	6 0	149 A	La.-Monroe	4 1	
						99 A	UT Arlington	0 4	151 H	Texas St.	3 7	
						99 A	UT Arlington	10 6	151 H	Texas St.	3 4	
						99 N	UT Arlington	6 0	151 H	Texas St.	3 4	
									161 A	Kennesaw St.	4 1	
									161 H	Kennesaw St.	10 9	
									202 H	Radford	10 2	
									202 H	Radford	1 2	
									202 H	Radford	6 3	
									202 H	Radford	3 2	
									207 H	Memphis	4 6	
									207 H	Memphis	3 2	
									207 H	Memphis	5 0	
						7 H	Clemson	4 17	228 H	Georgia St.	5 1	
						7 H	Clemson	7 6	228 H	Georgia St.	4 5	
						7 H	Clemson	1 12	228 H	Georgia St.	6 0	
									241 A	Appalachian St.	5 1	
									241 A	Appalachian St.	13 3	

Non-Div. I Games:

Ga. Southern

228	H	Georgia St.	6	0
228	H	Georgia St.	4	5

RPI	S	Opponent	Score	
241	A	Appalachian St.	8	6
260	A	The Citadel	7	5
260	H	The Citadel	10	2
288	H	Savannah St.	16	1

Average RPI Win:		131	WON-LOST RECORD		WINNING PCT. RANK		LAST 15 GAMES		STRENGTH OF SCHEDULE		OPP. STRENGTH OF SCHEDULE		TEAM RPI	ADJ RPI		CONF. RPI	ADJ CONF. RPI					
DIV. I ONLY			32-24-0		.57143		89		7-8-0		102		58		82	.52924		82	5	5		
DIV. I NON-CONF.			17-7-0		.70833		34		0-1-0		78		124		30	.56523		30	5	5		
TOTALS		RPI 1-25		RPI 26-50		W-L RECORDS		RPI 51-100		RPI 101-150		RPI 150+										
32-24-0		2-5-0		1-5-0		OVERALL		8-5-0		9-2-0		12-7-0										
19-10-0		0-1-0		0-3-0		HOME		1-0-0		9-1-0		9-5-0										
10-12-0		1-3-0		1-2-0		AWAY		6-4-0		0-1-0		2-2-0										
3-2-0		1-1-0		0-0-0		NEUTRAL		1-1-0		0-0-0		1-0-0										
17-7-0		2-1-0		0-0-0		NON-CONFERENCE		4-2-0		6-2-0		5-2-0										
11-3-0		0-1-0		0-0-0		HOME		1-0-0		6-1-0		4-1-0										
3-4-0		1-0-0		0-0-		AWAY		2-2-0		0-1-0		0-1-0										
3-0-0		1-0-0		0-0-0		NEUTRAL		1-0-0		0-0-0		1-0-0										
15-17-0		0-4-0		1-5-0		CONFERENCE		4-3-0		3-0-0		7-5-0										
8-7-0		0-0-0		0-3-0		HOME		0-0-0		3-0-0		5-4-0										
7-8-0		0-3-0		1-2-0		AWAY		4-2-0		0-0-0		2-1-0										
0-2-0		0-1-0		0-0-0		NEUTRAL		0-1-0		0-0-0		0-0-0										
RPI	S	Opponent		Score		RPI	S	Opponent		Score		RPI	S	Opponent		Score						
8	N	North Carolina St.		5	0	31	A	Louisiana Tech		4	2	54	A	West Virginia		5	4	108	H	Princeton	10	4
20	N	Southern Miss.		5	17	31	A	Louisiana Tech		4	11	54	A	West Virginia		5	6	108	H	Princeton	7	6
23	A	Virginia		5	4	31	A	Louisiana Tech		0	12	54	A	West Virginia		3	4	110	A	Liberty	6	7
23	H	Virginia		4	8	34	H	Fla. Atlantic		1	3	64	A	Marshall		6	5	110	H	Liberty	7	6
24	A	Rice		2	6	34	H	Fla. Atlantic		7	10	64	A	Marshall		3	5	111	H	Rutgers	4	2
24	A	Rice		1	3	34	H	Fla. Atlantic		0	11	64	A	Marshall		3	4	111	H	Rutgers	2	5
24	A	Rice		2	8							71	N	Kent St.		2	0	111	H	Rutgers	7	4
												75	A	VCU		3	1	133	H	Western Ky.	4	2
												89	H	William & Mary		7	1	133	H	Western Ky.	8	3
												98	A	FIU		11	1	133	H	Western Ky.	12	8
												98	A	FIU		10	2	150	H	Delaware	10	4
												98	A	FIU		12	11	155	H	UAB	3	6
												98	N	FIU		1	3	155	H	UAB	7	4
																		155	H	UAB	6	3
																		157	A	Charlotte	2	5
																		157	A	Charlotte	8	5
																		157	A	Charlotte	8	6
																		165	H	Middle Tenn.	6	2
																		165	H	Middle Tenn.	5	10
																		165	H	Middle Tenn.	6	4
																		187	H	UTSA	0	3
																		187	H	UTSA	2	7
																		187	H	UTSA	5	2
																		200	H	Virginia Tech	1	22
																		217	H	Manhattan	6	5
																		241	N	Appalachian St.	12	3
																		257	A	VMI	6	8
TOTALS		RPI 1-25		RPI 26-50		W-L RECORDS		RPI 51-100		RPI 101-150		RPI 150+										
32-24-0		2-5-0		1-5-0		OVERALL		8-5-0		9-2-0		12-7-0										
19-10-0		0-1-0		0-3-0		HOME		1-0-0		9-1-0		9-5-0										
10-12-0		1-3-0		1-2-0		AWAY		6-4-0		0-1-0		2-2-0										
3-2-0		1-1-0		0-0-0		NEUTRAL		1-1-0		0-0-0		1-0-0										
17-7-0		2-1-0		0-0-0		NON-CONFERENCE		4-2-0		6-2-0		5-2-0										
11-3-0		0-1-0		0-0-0		HOME		1-0-0		6-1-0		4-1-0										
3-4-0		1-0-0		0-0-		AWAY		2-2-0		0-1-0		0-1-0										
3-0-0		1-0-0		0-0-0		NEUTRAL		1-0-0		0-0-0		1-0-0										
15-17-0		0-4-0		1-5-0		CONFERENCE		4-3-0		3-0-0		7-5-0										
8-7-0		0-0-0		0-3-0		HOME		0-0-0		3-0-0		5-4-0										
7-8-0		0-3-0		1-2-0		AWAY		4-2-0		0-0-0		2-1-0										
0-2-0		0-1-0		0-0-0		NEUTRAL		0-1-0		0-0-0		0-0-0										

Non-Div. I Games:

Old Dominion

165 H Middle Tenn.	6	2
165 H Middle Tenn.	5	10

RPI	S	Opponent	Score	
257	H	VMI	6	5
257	H	VMI	8	2
268	H	Norfolk St.	5	3

Old Dominion

O
l
d
D
o
m
i
n
i
o
n

O
l
d
D
o
m
i
n
i
o
n

Average RPI Win: 161		WON-LOST	WINNING	LAST 15	STRENGTH OF		OPP. STRENGTH	TEAM	ADJ		CONF.	ADJ CONF.
Average RPI Loss: 95		RECORD	PCT. RANK	GAMES	SCHEDULE		OF SCHEDULE	RPI	RPI		RPI	RPI
DIV. I ONLY		38-21-0	.64407	42	179		98	83	.52896		83	9
DIV. I NON-CONF.		27-6-0	.81818	8	250		87	55	.55135		55	12
TOTALS		RPI 1-25	RPI 26-50		W-L RECORDS		RPI 51-100		RPI 101-150		RPI 150+	
38-21-0		1-4-0	1-3-0		OVERALL		6-3-0		12-8-0		18-3-0	
22-8-0		0-1-0	1-2-0		HOME		4-0-0		4-5-0		13-0-0	
11-10-0		1-2-0	0-0-0		AWAY		0-3-0		6-2-0		4-3-0	
5-3-0		0-1-0	0-1-0		NEUTRAL		2-0-0		2-1-0		1-0-0	
27-6-0		0-1-0	1-3-0		NON-CONFERENCE		4-0-0		8-1-0		14-1-0	
18-3-0		0-1-0	1-2-0		HOME		4-0-0		3-0-0		10-0-0	
8-2-0		0-0-0	0-0-		AWAY		0-0-0		5-1-0		3-1-0	
1-1-0		0-0-0	0-1-0		NEUTRAL		0-0-0		0-0-0		1-0-0	
11-15-0		1-3-0	0-0-0		CONFERENCE		2-3-0		4-7-0		4-2-0	
4-5-0		0-0-0	0-0-0		HOME		0-0-0		1-5-0		3-0-0	
3-8-0		1-2-0	0-0-0		AWAY		0-3-0		1-1-0		1-2-0	
4-2-0		0-1-0	0-0-0		NEUTRAL		2-0-0		2-1-0		0-0-0	
RPI S	Opponent	Score	RPI S	Opponent	Score	RPI S	Opponent	Score	RPI S	Opponent	Score	
21 H	Oklahoma St.	5 6	48 N	UConn	4 12	59 H	Oral Roberts	5 0	103 A	Austin Peay	11 4	
25 A	Dallas Baptist	5 9	50 H	Minnesota	5 7	69 A	Indiana St.	6 7	109 A	Bradley	1 2	
25 A	Dallas Baptist	2 7	50 H	Minnesota	5 12	69 A	Indiana St.	2 4	109 A	Bradley	8 3	
25 A	Dallas Baptist	5 3	50 H	Minnesota	5 4	69 A	Indiana St.	1 2	109 N	Bradley	13 3	
25 N	Dallas Baptist	3 4				69 N	Indiana St.	11 4	109 N	Bradley	3 2	
						69 N	Indiana St.	12 4	109 N	Bradley	0 10	
						73 H	Iowa	8 6	114 A	Central Ark.	10 6	
						73 H	Iowa	5 4	114 A	Central Ark.	12 1	
						73 H	Iowa	4 1	114 A	Central Ark.	6 5	
									119 H	Arkansas St.	15 11	
									122 H	Southern Ill.	10 12	
									122 H	Southern Ill.	8 14	
									122 H	Southern Ill.	4 5	
									124 A	Arkansas	8 2	
									124 H	Arkansas	14 6	
									131 A	Missouri	9 17	
									131 H	Missouri	16 1	
									136 H	Evansville	5 14	
									136 H	Evansville	1 7	
									136 H	Evansville	10 6	
									183 A	Wichita St.	2 9	
									183 A	Wichita St.	6 1	
									183 A	Wichita St.	1 11	
									199 A	Kansas	1 2	
									199 H	Kansas	18 11	
									207 A	Memphis	6 4	
									207 A	Memphis	8 7	
			LAST 15 GAMES									
			25 N	Dallas Baptist	3 4	219 H	Illinois St.	17 5				
			109 N	Bradley	3 2	219 H	Illinois St.	9 2				
			69 N	Indiana St.	11 4	124 A	Arkansas	8 2				
			109 N	Bradley	13 3							
			109 N	Bradley	0 10							

Non-Div. I Games:

Missouri St.

Missouri St.

69 N Indiana St.	12	4
219 H Illinois St.	5	2

Through Games Of June 30, 2016

RPI	S	Opponent	Score	
207	A	Memphis	7	4
219	H	Illinois St.	17	5
219	H	Illinois St.	9	2
219	H	Illinois St.	5	2
220	H	Central Mich.	7	1
220	H	Central Mich.	2	0
220	H	Central Mich.	9	1
240	H	Saint Louis	15	4
267	H	Western Ill.	13	4
267	H	Western Ill.	15	3
280	H	SIUE	12	5
280	H	SIUE	6	2
280	H	SIUE	11	1
293	N	Alcorn	13	1

Missouri St.

M
i
s
s
o
u
r
i
s
t
.

M
i
s
s
o
u
r
i
s
t
.

Average RPI Win:		159	WON-LOST RECORD		WINNING PCT. RANK		LAST 15 GAMES		STRENGTH OF SCHEDULE		OPP. STRENGTH OF SCHEDULE		TEAM RPI		ADJ RPI		CONF. RPI		ADJ CONF. RPI				
DIV. I ONLY			33-22-0		.6		74		136		120		84		.52863		84		15				
DIV. I NON-CONF.			19-12-0		.6129		79		139		65		74		.53683		73		17				
TOTALS		RPI 1-25		RPI 26-50		W-L RECORDS		RPI 51-100		RPI 101-150		RPI 150+											
33-22-0		2-2-0		2-4-0		OVERALL		3-3-0		9-4-0		17-9-0											
21-7-0		1-0-0		0-0-0		HOME		3-2-0		4-0-0		13-5-0											
12-13-0		1-2-0		2-4-0		AWAY		0-1-0		5-3-0		4-3-0											
0-2-0		0-0-0		0-0-0		NEUTRAL		0-0-0		0-1-0		0-1-0											
19-12-0		2-2-0		2-4-0		NON-CONFERENCE		1-1-0		4-2-0		10-3-0											
12-4-0		1-0-0		0-0-0		HOME		1-1-0		1-0-0		9-3-0											
7-8-0		1-2-0		2-0-		AWAY		0-0-0		3-2-0		1-0-0											
0-0-0		0-0-0		0-0-0		NEUTRAL		0-0-0		0-0-0		0-0-0											
14-10-0		0-0-0		0-0-0		CONFERENCE		2-2-0		5-2-0		7-6-0											
9-3-0		0-0-0		0-0-0		HOME		2-1-0		3-0-0		4-2-0											
5-5-0		0-0-0		0-0-0		AWAY		0-1-0		2-1-0		3-3-0											
0-2-0		0-0-0		0-0-0		NEUTRAL		0-0-0		0-1-0		0-1-0											
RPI	S	Opponent		Score		RPI	S	Opponent		Score		RPI	S	Opponent		Score							
1	A	Florida		2	7	27	A	East Carolina		3	6	63	A	North Florida		6	10	112	H	FGCU		5	0
1	A	Florida		1	3	27	A	East Carolina		8	6	63	H	North Florida		6	2	112	H	FGCU		6	3
11	A	Florida St.		7	3	27	A	East Carolina		0	13	63	H	North Florida		8	0	112	H	FGCU		4	3
11	H	Florida St.		6	2	49	A	Creighton		4	3	63	H	North Florida		4	7	127	A	Samford		5	8
						49	A	Creighton		0	4	98	H	FIU		2	3	127	A	Samford		9	2
						49	A	Creighton		1	2	98	H	FIU		10	5	127	A	Samford		7	2
																		142	A	Florida A&M		8	5
																		146	A	UCF		3	6
																		146	H	UCF		8	3
																		147	A	Stetson		2	1
																		147	A	Stetson		3	4
																		147	A	Stetson		8	3
																		147	N	Stetson		7	9
																		161	H	Kennesaw St.		7	6
																		161	H	Kennesaw St.		8	13
																		161	H	Kennesaw St.		3	5
																		163	A	Bethune-Cookman		4	3
																		169	H	South Fla.		7	5
																		182	H	Columbia		2	0
																		182	H	Columbia		4	5
																		182	H	Columbia		1	0
																		182	H	Columbia		8	9
						LAST 15 GAMES												193	A	Lipscomb		7	5
						147	N	Stetson		7	9	263	H	NJIT		4	2	193	A	Lipscomb		2	0
						193	N	Lipscomb		8	10	146	A	UCF		3	6	193	A	Lipscomb		1	9
						223	A	USC Upstate		12	3	11	H	Florida St.		6	2	193	A	Lipscomb		8	10
						223	A	USC Upstate		2	3							193	N	Lipscomb		1	9
						223	A	USC Upstate		3	4							203	H	Toledo		1	6

Non-Div. I Games:

Jacksonville

263	H	NJIT	5	3
263	H	NJIT	11	10

RPI	S	Opponent	Score	
203	H	Toledo	2	1
203	H	Toledo	5	1
223	A	USC Upstate	3	4
223	A	USC Upstate	12	3
223	A	USC Upstate	2	3
236	H	Charleston So.	4	1
263	H	NJIT	5	3
263	H	NJIT	4	2
263	H	NJIT	11	10
290	H	Mt. St. Mary's	14	3
290	H	Mt. St. Mary's	13	2
290	H	Mt. St. Mary's	15	7

Jacksonville

J
a
c
k
s
o
n
v
i
l
l
e

J
a
c
k
s
o
n
v
i
l
l
e

Average RPI Win: 151		WON-LOST	WINNING	LAST 15	STRENGTH OF		OPP. STRENGTH	TEAM	ADJ	CONF.	ADJ CONF.
Average RPI Loss: 55		RECORD	PCT. RANK	GAMES	SCHEDULE		OF SCHEDULE	RPI	RPI	RPI	RPI
DIV. I ONLY		25-26-0	.4902	162	48		57	85	.52823	85	1
DIV. I NON-CONF.		15-8-0	.65217	62	211		277	103	.52137	103	1
TOTALS		RPI 1-25	RPI 26-50		W-L RECORDS		RPI 51-100		RPI 101-150		RPI 150+
25-26-0		4-13-0	2-4-0		OVERALL		5-5-0		0-2-0		14-2-0
10-12-0		2-6-0	2-3-0		HOME		1-1-0		0-1-0		5-1-0
12-13-0		2-7-0	0-0-0		AWAY		4-4-0		0-1-0		6-1-0
3-1-0		0-0-0	0-1-0		NEUTRAL		0-0-0		0-0-0		3-0-0
15-8-0		0-0-0	0-1-0		NON-CONFERENCE		3-4-0		0-2-0		12-1-0
6-3-0		0-0-0	0-0-0		HOME		1-1-0		0-1-0		5-1-0
6-4-0		0-0-0	0-0-		AWAY		2-3-0		0-1-0		4-0-0
3-1-0		0-0-0	0-1-0		NEUTRAL		0-0-0		0-0-0		3-0-0
10-18-0		4-13-0	2-3-0		CONFERENCE		2-1-0		0-0-0		2-1-0
4-9-0		2-6-0	2-3-0		HOME		0-0-0		0-0-0		0-0-0
6-9-0		2-7-0	0-0-0		AWAY		2-1-0		0-0-0		2-1-0
0-0-0		0-0-0	0-0-0		NEUTRAL		0-0-0		0-0-0		0-0-0
RPI S	Opponent	Score	RPI S	Opponent	Score	RPI S	Opponent	Score	RPI S	Opponent	Score
3 A	Miami (FL)	3 4	26 H	Boston College	5 0	54 A	West Virginia	4 1	123 A	Penn St.	0 7
3 A	Miami (FL)	6 7	26 H	Boston College	5 4	54 H	West Virginia	4 10	123 H	Penn St.	6 11
3 A	Miami (FL)	4 8	26 H	Boston College	4 6	71 A	Kent St.	9 4	164 H	Miami (OH)	8 7
7 A	Clemson	3 4	29 H	Duke	5 7	71 H	Kent St.	13 5	164 H	Miami (OH)	4 3
7 A	Clemson	15 5	29 H	Duke	1 2	86 A	New Orleans	6 13	164 H	Miami (OH)	5 0
7 A	Clemson	6 14	36 N	Ohio St.	8 11	86 A	New Orleans	5 12	200 A	Virginia Tech	8 3
11 H	Florida St.	2 10				86 A	New Orleans	5 8	200 A	Virginia Tech	6 5
11 H	Florida St.	5 2				96 A	Notre Dame	4 2	200 A	Virginia Tech	4 5
11 H	Florida St.	4 17				96 A	Notre Dame	8 5	203 N	Toledo	7 2
19 A	North Carolina	5 0				96 A	Notre Dame	0 5	258 A	Youngstown St.	17 5
19 A	North Carolina	0 4							258 H	Youngstown St.	5 3
19 A	North Carolina	2 14							264 N	Niagara	19 10
22 H	Georgia Tech	3 6							264 N	Niagara	5 4
22 H	Georgia Tech	13 6							283 A	Grambling	18 5
23 H	Virginia	1 9							283 A	Grambling	14 6
23 H	Virginia	6 7							283 A	Grambling	16 6
23 H	Virginia	1 5							294 H	UMES	9 1
									294 H	UMES	6 9
LAST 15 GAMES											
29 H	Duke	5 7	258 H	Youngstown St.	5 3						
29 H	Duke	1 2	96 A	Notre Dame	0 5						
54 H	West Virginia	4 10	96 A	Notre Dame	8 5						
3 A	Miami (FL)	4 8									
3 A	Miami (FL)	3 4									

Non-Div. I Games:

Pittsburgh

3	A	Miami (FL)	6	7
123	H	Penn St.	6	11

P
i
t
t
s
b
u
r
g
h

P
i
t
t
s
b
u
r
g
h

Average RPI Win:		141	WON-LOST RECORD		WINNING PCT. RANK	LAST 15 GAMES	STRENGTH OF SCHEDULE		OPP. STRENGTH OF SCHEDULE	TEAM RPI	ADJ RPI	CONF. RPI	ADJ CONF. RPI				
Average RPI Loss:		86															
DIV. I ONLY			31-26-0		.54386	109	5-10-0		73	121	86	.5279	86	12	12		
DIV. I NON-CONF.			16-8-0		.66667	51	0-2-0		60	161	31	.56488	31	10	10		
TOTALS		RPI 1-25		RPI 26-50		W-L RECORDS		RPI 51-100		RPI 101-150		RPI 150+					
31-26-0		0-4-0		7-5-0		OVERALL		7-6-0		6-7-0		11-4-0					
19-10-0		0-1-0		6-1-0		HOME		5-1-0		4-5-0		4-2-0					
11-14-0		0-3-0		1-3-0		AWAY		1-5-0		2-1-0		7-2-0					
1-2-0		0-0-0		0-1-0		NEUTRAL		1-0-0		0-1-0		0-0-0					
16-8-0		0-4-0		3-2-0		NON-CONFERENCE		4-2-0		3-0-0		6-0-0					
13-1-0		0-1-0		3-0-0		HOME		3-0-0		3-0-0		4-0-0					
3-7-0		0-3-0		0-0-		AWAY		1-2-0		0-0-0		2-0-0					
0-0-0		0-0-0		0-0-0		NEUTRAL		0-0-0		0-0-0		0-0-0					
15-18-0		0-0-0		4-3-0		CONFERENCE		3-4-0		3-7-0		5-4-0					
6-9-0		0-0-0		3-1-0		HOME		2-1-0		1-5-0		0-2-0					
8-7-0		0-0-0		1-1-0		AWAY		0-3-0		2-1-0		5-2-0					
1-2-0		0-0-0		0-1-0		NEUTRAL		1-0-0		0-1-0		0-0-0					
RPI	S	Opponent		Score		RPI	S	Opponent		Score		RPI	S	Opponent		Score	
10	A	LSU		4	9	31	H	Louisiana Tech		9	6	51	H	Northwestern St.		6	5
17	A	UL Lafayette		4	7	32	A	Tulane		2	5	51	H	Northwestern St.		1	6
17	H	UL Lafayette		3	17	32	H	Tulane		10	9	51	H	Northwestern St.		5	4
20	A	Southern Miss.		4	7	40	H	Sam Houston St.		4	3	51	N	Northwestern St.		6	5
						40	H	Sam Houston St.		4	8	77	A	Lamar		5	7
						40	H	Sam Houston St.		7	6	77	A	Lamar		7	10
						43	A	South Ala.		3	12	77	A	Lamar		1	5
						43	H	South Ala.		8	2	85	H	Pittsburgh		12	5
						44	A	Southeastern La.		15	9	85	H	Pittsburgh		13	6
						44	A	Southeastern La.		3	4	85	H	Pittsburgh		8	5
						44	H	Southeastern La.		10	3	93	A	Troy		4	9
						44	N	Southeastern La.		4	5	93	A	Troy		6	9
												93	A	Troy		10	6
						</											

Non-Div. I Games:

New Orleans

184	H	Nicholls St.	4	5
17	H	UL Lafayette	3	17

RPI	S	Opponent	Score	
296	H	Southern U.	14	4

New Orleans

N
e
w
O
r
l
e
a
n
s

N
e
w
O
r
l
e
a
n
s

Average RPI Win: 167		WON-LOST RECORD		WINNING PCT. RANK		LAST 15 GAMES		STRENGTH OF SCHEDULE		OPP. STRENGTH OF SCHEDULE		TEAM RPI		ADJ RPI		CONF. RPI		ADJ CONF. RPI	
DIV. I ONLY		37-24-0		.60656 70		11-4-0		167		130		87		.52692 87		13		13	
DIV. I NON-CONF.		13-12-0		.52 132		2-0-0		225		159		153		.49567 153		13		13	
TOTALS		RPI 1-25		RPI 26-50		W-L RECORDS		RPI 51-100		RPI 101-150		RPI 150+							
37-24-0		0-1-0		4-5-0		OVERALL		1-5-0		8-5-0		24-8-0							
16-7-0		0-0-0		1-2-0		HOME		0-1-0		5-2-0		10-2-0							
15-13-0		0-1-0		3-1-0		AWAY		0-4-0		3-3-0		9-4-0							
6-4-0		0-0-0		0-2-0		NEUTRAL		1-0-0		0-0-0		5-2-0							
13-12-0		0-1-0		1-0-0		NON-CONFERENCE		0-2-0		3-4-0		9-5-0							
5-3-0		0-0-0		0-0-0		HOME		0-1-0		3-1-0		2-1-0							
6-7-0		0-1-0		1-0-		AWAY		0-1-0		0-3-0		5-2-0							
2-2-0		0-0-0		0-0-0		NEUTRAL		0-0-0		0-0-0		2-2-0							
24-12-0		0-0-0		3-5-0		CONFERENCE		1-3-0		5-1-0		15-3-0							
11-4-0		0-0-0		1-2-0		HOME		0-0-0		2-1-0		8-1-0							
9-6-0		0-0-0		2-1-0		AWAY		0-3-0		3-0-0		4-2-0							
4-2-0		0-0-0		0-2-0		NEUTRAL		1-0-0		0-0-0		3-0-0							
RPI S	Opponent	Score		RPI S	Opponent	Score		RPI S	Opponent	Score		RPI S	Opponent	Score					
18 A	UC Santa Barbara	4	5	38 A	Arizona St.	11	5	61 A	St. Mary's (CA)	1	6	118 A	UC Irvine	1	4				
				47 A	New Mexico	4	5	61 H	St. Mary's (CA)	5	8	118 A	UC Irvine	0	6				
				47 A	New Mexico	13	9	94 A	Fresno St.	4	5	118 A	UC Irvine	7	8				
				47 A	New Mexico	17	11	94 A	Fresno St.	3	8	135 H	St. John's (NY)	3	10				
				47 H	New Mexico	7	6	94 A	Fresno St.	6	7	135 H	St. John's (NY)	5	1				
				47 H	New Mexico	2	3	94 N	Fresno St.	25	6	135 H	St. John's (NY)	12	1				
				47 H	New Mexico	3	8					140 A	UNLV	6	5				
				47 N	New Mexico	4	14					140 A	UNLV	7	5				
				47 N	New Mexico	0	3					140 A	UNLV	7	4				
												140 H	UNLV	1	7				
												140 H	UNLV	8	1				
												140 H	UNLV	9	7				
												141 H	San Francisco	6	5				
												151 A	Texas St.	2	3				
												151 A	Texas St.	17	6				
												151 A	Texas St.	6	3				
												171 A	Sacramento St.	2	5				
												171 H	Sacramento St.	2	7				
												177 A	Air Force	2	5				
												177 A	Air Force	12	5				
												177 A	Air Force	4	18				
												177 H	Air Force	8	4				
												177 H	Air Force	7	12				
												177 H	Air Force	6	5				
												177 N	Air Force	12	1				
												186 H	Santa Clara	14	2				
												189 A	San Diego St.	5	0				
				LAST 15 GAMES															
				47 N	New Mexico	4	14	140 H	UNLV	8	1	177 H	Air Force	7	12				
				177 N	Air Force	12	1	140 H	UNLV	1	7	177 H	Air Force	6	5				
				189 N	San Diego St.	5	3	213 A	Grand Canyon	11	10	177 N	Air Force	12	1				
				94 N	Fresno St.	25	6					186 H	Santa Clara	14	2				
				47 N	New Mexico	0	3					189 A	San Diego St.	5	0				

Non-Div. I Games:

Nevada

189 N San Diego St.	13	5
140 H UNLV	9	7

RPI	S	Opponent	Score	
189	A	San Diego St.	8	5
189	A	San Diego St.	13	9
189	H	San Diego St.	6	5
189	H	San Diego St.	3	2
189	H	San Diego St.	7	6
189	N	San Diego St.	5	3
189	N	San Diego St.	13	5
213	A	Grand Canyon	11	10
224	A	UC Davis	3	1
224	H	UC Davis	5	4
227	A	Pacific	10	5
232	H	San Jose St.	6	4
232	H	San Jose St.	11	2
232	H	San Jose St.	11	8
255	N	Northwestern	1	5
255	N	Northwestern	2	4
255	N	Northwestern	11	2
255	N	Northwestern	10	6

Nevada

N
e
v
a
d
a

N
e
v
a
d
a

Average RPI Win: 140		WON-LOST	WINNING	LAST 15	STRENGTH OF		OPP. STRENGTH	TEAM	ADJ		CONF.	ADJ CONF.
Average RPI Loss: 66		RECORD	PCT. RANK	GAMES	SCHEDULE		OF SCHEDULE	RPI	RPI		RPI	RPI
DIV. I ONLY		29-28-0	.50877	144	50		26	88	.52662		88	2
DIV. I NON-CONF.		20-6-0	.76923	17	206		194	63	.54328		63	2
TOTALS		RPI 1-25	RPI 26-50		W-L RECORDS		RPI 51-100		RPI 101-150		RPI 150+	
29-28-0		4-12-0	3-2-0		OVERALL		3-5-0		5-7-0		14-2-0	
16-13-0		4-8-0	0-0-0		HOME		1-2-0		4-2-0		7-1-0	
9-11-0		0-3-0	3-1-0		AWAY		1-2-0		1-5-0		4-0-0	
4-4-0		0-1-0	0-1-0		NEUTRAL		1-1-0		0-0-0		3-1-0	
20-6-0		0-0-0	1-1-0		NON-CONFERENCE		1-1-0		4-2-0		14-2-0	
11-3-0		0-0-0	0-0-0		HOME		0-0-0		4-2-0		7-1-0	
5-0-0		0-0-0	1-0-		AWAY		0-0-0		0-0-0		4-0-0	
4-3-0		0-0-0	0-1-0		NEUTRAL		1-1-0		0-0-0		3-1-0	
9-22-0		4-12-0	2-1-0		CONFERENCE		2-4-0		1-5-0		0-0-0	
5-10-0		4-8-0	0-0-0		HOME		1-2-0		0-0-0		0-0-0	
4-11-0		0-3-0	2-1-0		AWAY		1-2-0		1-5-0		0-0-0	
0-1-0		0-1-0	0-0-0		NEUTRAL		0-0-0		0-0-0		0-0-0	
RPI S	Opponent	Score	RPI S	Opponent	Score	RPI S	Opponent	Score	RPI S	Opponent	Score	
1 H	Florida	3 9	27 A	East Carolina	5 2	60 N	Maryland	9 10	117 H	Morehead St.	6 5	
1 H	Florida	5 2	44 N	Southeastern La.	4 5	61 N	St. Mary's (CA)	6 3	118 H	UC Irvine	14 4	
1 H	Florida	2 7	45 A	Georgia	5 4	65 A	Alabama	3 7	118 H	UC Irvine	12 1	
9 H	Ole Miss	3 2	45 A	Georgia	5 2	65 A	Alabama	6 3	118 H	UC Irvine	0 2	
9 H	Ole Miss	4 6	45 A	Georgia	8 10	65 A	Alabama	3 11	120 H	Cincinnati	7 1	
9 H	Ole Miss	7 10				70 H	Kentucky	14 5	131 A	Missouri	3 8	
10 H	LSU	7 10				70 H	Kentucky	4 5	131 A	Missouri	4 5	
10 H	LSU	3 11				70 H	Kentucky	2 10	131 A	Missouri	5 6	
10 H	LSU	1 2							133 H	Western Ky.	0 6	
10 N	LSU	4 5							148 A	Auburn	6 7	
13 A	South Carolina	3 4							148 A	Auburn	13 4	
13 A	South Carolina	4 7							148 A	Auburn	0 2	
13 A	South Carolina	6 7							156 H	Alabama St.	0 3	
16 H	Vanderbilt	5 3							165 A	Middle Tenn.	4 2	
16 H	Vanderbilt	2 1							165 H	Middle Tenn.	9 2	
16 H	Vanderbilt	0 6							190 H	Belmont	5 3	
									191 H	Tennessee Tech	9 1	
									207 N	Memphis	8 4	
									207 N	Memphis	8 13	
									207 N	Memphis	5 2	
									213 A	Grand Canyon	25 8	
									215 H	Eastern Ky.	4 3	
									220 N	Central Mich.	20 1	
									241 H	Appalachian St.	7 5	
									247 A	ETSU	11 2	
									247 H	ETSU	11 2	
									285 A	UNC Asheville	7 3	
			LAST 15 GAMES									
			10 N	LSU	4 5	10 H	LSU	1 2				
			45 A	Georgia	5 2	190 H	Belmont	5 3				
			45 A	Georgia	5 4	1 H	Florida	3 9				
			45 A	Georgia	8 10							
			247 H	ETSU	11 2							

Non-Div. I Games:

Tennessee

10	H	LSU	7	10
10	H	LSU	3	11

RPI	S	Opponent	Score	
285	H	UNC Asheville	11	0

Tennessee

T
e
n
n
e
s
s
e
e

T
e
n
n
e
s
s
e
e

Average RPI Win:		157	WON-LOST RECORD		WINNING PCT. RANK	LAST 15 GAMES		STRENGTH OF SCHEDULE		OPP. STRENGTH OF SCHEDULE	TEAM RPI	ADJ RPI		CONF. RPI	ADJ CONF. RPI		
DIV. I ONLY			31-31-0		.5	147	7-8-0		61	138	89	.52646	89	14	14		
DIV. I NON-CONF.			13-21-0		.38235	215	2-5-0		43	135	130	.50432	130	14	14		
TOTALS		RPI 1-25		RPI 26-50		W-L RECORDS		RPI 51-100		RPI 101-150		RPI 150+					
31-31-0		1-3-0		3-7-0		OVERALL		2-8-0		3-7-0		22-6-0					
13-8-0		0-0-0		0-3-0		HOME		0-1-0		2-2-0		11-2-0					
13-18-0		1-3-0		0-0-0		AWAY		1-6-0		1-5-0		10-4-0					
5-5-0		0-0-0		3-4-0		NEUTRAL		1-1-0		0-0-0		1-0-0					
13-21-0		1-3-0		1-4-0		NON-CONFERENCE		0-5-0		1-6-0		10-3-0					
7-3-0		0-0-0		0-0-0		HOME		0-1-0		0-1-0		7-1-0					
5-14-0		1-3-0		0-0-		AWAY		0-4-0		1-5-0		3-2-0					
1-4-0		0-0-0		1-4-0		NEUTRAL		0-0-0		0-0-0		0-0-0					
18-10-0		0-0-0		2-3-0		CONFERENCE		2-3-0		2-1-0		12-3-0					
6-5-0		0-0-0		0-3-0		HOME		0-0-0		2-1-0		4-1-0					
8-4-0		0-0-0		0-0-0		AWAY		1-2-0		0-0-0		7-2-0					
4-1-0		0-0-0		2-0-0		NEUTRAL		1-1-0		0-0-0		1-0-0					
RPI	S	Opponent		Score		RPI	S	Opponent		Score		RPI	S	Opponent		Score	
19	A	North Carolina		2	17	27	N	East Carolina		4	8	54	A	West Virginia		1	6
23	A	Virginia		5	4	30	H	UNCW		4	7	54	A	West Virginia		7	8
23	A	Virginia		4	17	30	H	UNCW		1	6	54	A	West Virginia		6	7
23	A	Virginia		8	16	30	H	UNCW		1	2	62	A	Col. of Charleston		1	5
						30	N	UNCW		9	8	62	A	Col. of Charleston		6	1
						30	N	UNCW		14	9	62	A	Col. of Charleston		0	6
						35	N	Bryant		4	3	62	N	Col. of Charleston		2	7
						46	N	Oregon St.		3	12	62	N	Col. of Charleston		10	3
						48	N	UConn		2	3	75	H	VCU		5	12
						48	N	UConn		1	18	82	A	Old Dominion		1	7
							</										

Non-Div. I Games:

William & Mary

30	N	UNCW	9	8
62	N	Col. of Charleston	10	3

RPI	S	Opponent	Score	
200	A	Virginia Tech	12	8
206	A	Elon	7	13
206	A	Elon	14	7
206	A	Elon	10	5
225	H	Towson	9	1
225	H	Towson	1	9
225	H	Towson	8	7
249	H	Hofstra	14	6
249	H	Hofstra	15	10
268	A	Norfolk St.	3	6
268	H	Norfolk St.	10	6

William & Mary

W
i
l
l
i
a
m
&
M
a
r
y

W
i
l
l
i
a
m
&
M
a
r
y

Average RPI Win: 87		WON-LOST RECORD		WINNING PCT. RANK		LAST 15 GAMES		STRENGTH OF SCHEDULE		OPP. STRENGTH OF SCHEDULE		TEAM RPI		ADJ RPI		CONF. RPI		ADJ CONF. RPI					
DIV. I ONLY		26-29-0		.47273 172		10-5-0		36		59		90		.52625 90		4		4					
DIV. I NON-CONF.		7-17-0		.29167 262		2-2-0		81		123		212		.46764 212		4		4					
TOTALS		RPI 1-25		RPI 26-50		W-L RECORDS		RPI 51-100		RPI 101-150		RPI 150+											
26-29-0		4-0-0		3-8-0		OVERALL		12-10-0		0-5-0		7-6-0											
13-8-0		3-0-0		1-2-0		HOME		7-3-0		0-2-0		2-1-0											
11-13-0		1-0-0		2-1-0		AWAY		5-7-0		0-1-0		3-4-0											
2-8-0		0-0-0		0-5-0		NEUTRAL		0-0-0		0-2-0		2-1-0											
7-17-0		1-0-0		0-4-0		NON-CONFERENCE		1-3-0		0-5-0		5-5-0											
3-3-0		0-0-0		0-0-0		HOME		1-0-0		0-2-0		2-1-0											
2-7-0		1-0-0		0-0-		AWAY		0-3-0		0-1-0		1-3-0											
2-7-0		0-0-0		0-4-0		NEUTRAL		0-0-0		0-2-0		2-1-0											
19-12-0		3-0-0		3-4-0		CONFERENCE		11-7-0		0-0-0		2-1-0											
10-5-0		3-0-0		1-2-0		HOME		6-3-0		0-0-0		0-0-0											
9-6-0		0-0-0		2-1-0		AWAY		5-4-0		0-0-0		2-1-0											
0-1-0		0-0-0		0-1-0		NEUTRAL		0-0-0		0-0-0		0-0-0											
RPI	S	Opponent		Score		RPI	S	Opponent		Score		RPI	S	Opponent		Score		RPI	S	Opponent		Score	
9	A	Ole Miss		6	5	26	N	Boston College		3	4	52	H	Washington		12	8	126	N	Kansas St.		4	20
12	H	Arizona		4	2	32	N	Tulane		1	4	52	H	Washington		21	7	126	N	Kansas St.		2	9
12	H	Arizona		6	3	38	A	Arizona St.		16	7	52	H	Washington		4	5	129	A	Utah Valley		4	10
12	H	Arizona		7	6	38	A	Arizona St.		0	5	56	A	BYU		0	6	129	H	Utah Valley		11	12
						38	A	Arizona St.		3	1	56	A	BYU		3	14	129	H	Utah Valley		6	7
						46	H	Oregon St.		4	10	56	H	BYU		8	1	152	H	UC Riverside		3	5
						46	H	Oregon St.		7	6	61	A	St. Mary's (CA)		2	7	152	H	UC Riverside		9	8
						46	H	Oregon St.		2	7	68	A	California		6	5	152	H	UC Riverside		4	0
						46	N	Oregon St.		2	10	68	A	California		2	9	175	N	Ball St.		11	5
						50	N	Minnesota		3	9	68	A	California		8	3	176	A	Washington St.		11	5
						50	N	Minnesota		1	6	74	H	Stanford		8	3	176	A	Washington St.		3	4
												74	H	Stanford		2	4	176	A	Washington St.		3	2
												74	H	Stanford		9	7	194	A	Houston Baptist		2	0
												79	A	Southern California		14	8	194	A	Houston Baptist		3	7
												79	A	Southern California		2	5	194	A	Houston Baptist		1	2
												79	A	Southern California		1	6	194	A	Houston Baptist		1	4
												80	A	Oregon		5	9	199	N	Kansas		15	1
												80	A	Oregon		4	1	199	N	Kansas		4	8
												80	A	Oregon		2	0						
												100	H	UCLA		9	4						
						LAST 15 GAMES																	
						32	N	Tulane		1	4												
						26	N	Boston College		3	4												
						9	A	Ole Miss		6	5												
						52	H	Washington		21	7												
						52	H	Washington		12	8												

Non-Div. I Games:

Utah

			RPI	S	Opponent	Score
52	H	Washington	4	5	100 H UCLA	6 4
68	A	California	6	5	100 H UCLA	3 10
68	A	California	2	9		
68	A	California	8	3		
56	H	BYU	8	1		

Average RPI Win:		130	WON-LOST		WINNING		LAST 15		STRENGTH OF		OPP. STRENGTH		TEAM		ADJ		CONF.		ADJ CONF.				
Average RPI Loss:		90	RECORD		PCT. RANK		GAMES		SCHEDULE		OF SCHEDULE		RPI		RPI		RPI		RPI				
DIV. I ONLY			29-24-0		.54717		107		9-6-0		74		94		91		.52569		91				
DIV. I NON-CONF.			12-11-0		.52174		130		2-1-0		25		48		89		.53067		89				
TOTALS		RPI 1-25		RPI 26-50		W-L RECORDS		RPI 51-100		RPI 101-150		RPI 150+											
29-24-0		2-3-0		1-6-0		OVERALL		7-5-0		7-6-0		12-4-0											
19-11-0		2-2-0		0-0-0		HOME		3-2-0		4-4-0		10-3-0											
9-11-0		0-1-0		1-5-0		AWAY		3-2-0		3-2-0		2-1-0											
1-2-0		0-0-0		0-1-0		NEUTRAL		1-1-0		0-0-0		0-0-0											
12-11-0		2-3-0		0-3-0		NON-CONFERENCE		2-2-0		2-2-0		6-1-0											
10-5-0		2-2-0		0-0-0		HOME		1-1-0		1-1-0		6-1-0											
2-6-0		0-1-0		0-0-		AWAY		1-1-0		1-1-0		0-0-0											
0-0-0		0-0-0		0-0-0		NEUTRAL		0-0-0		0-0-0		0-0-0											
17-13-0		0-0-0		1-3-0		CONFERENCE		5-3-0		5-4-0		6-3-0											
9-6-0		0-0-0		0-0-0		HOME		2-1-0		3-3-0		4-2-0											
7-5-0		0-0-0		1-2-0		AWAY		2-1-0		2-1-0		2-1-0											
1-2-0		0-0-0		0-1-0		NEUTRAL		1-1-0		0-0-0		0-0-0											
RPI	S	Opponent		Score		RPI	S	Opponent		Score		RPI	S	Opponent		Score		RPI	S	Opponent		Score	
4	H	Texas A&M		7	5	32	A	Tulane		0	11	56	H	BYU		4	3	116	A	Loyola Marymount		9	8
4	H	Texas A&M		0	6	32	A	Tulane		0	15	56	H	BYU		3	0	116	A	Loyola Marymount		6	0
4	H	Texas A&M		0	4	32	A	Tulane		3	4	56	H	BYU		5	9	116	A	Loyola Marymount		0	7
18	A	UC Santa Barbara		3	4	33	A	Gonzaga		3	4	56	N	BYU		7	2	121	A	Cal Poly		5	6
18	H	UC Santa Barbara		6	2	33	A	Gonzaga		7	4	61	A	St. Mary's (CA)		4	6	121	H	Cal Poly		12	4
						33	A	Gonzaga		4	11	61	A	St. Mary's (CA)		10	1	125	H	San Diego		8	0
						33	N	Gonzaga		4	5	61	A	St. Mary's (CA)		3	1	125	H	San Diego		4	6
												61	N	St. Mary's (CA)		7	8	125	H	San Diego		2	7
												79	A	Southern California		5	6	137	A	CSUN		3	1
												79	H	Southern California		3	2	137	H	CSUN		0	3
												100	A	UCLA		4	1	141	H	San Francisco		2	0
												100	H	UCLA		6	10	141	H	San Francisco		1	3
																		141	H	San Francisco		7	0
																		168	H	Oakland		12	5
																		168	H	Oakland		3	7
																		168	H	Oakland		8	2
																		182	H	Columbia		15	6
																		182	H	Columbia		11	3
																		182	H	Columbia		12	2
																		182	H	Columbia		3	1
																		186	A	Santa Clara		7	1
																		186	A	Santa Clara		10	7
																		186	A	Santa Clara		4	5
																		227	H	Pacific		4	8
																		227	H	Pacific		6	0
																		227	H	Pacific		3	0
																		231	H	Portland		5	4

Non-Div. I Games:

Pepperdine

227	H	Pacific	6	0
137	A	CSUN	3	1

RPI	S	Opponent	Score	
231	H	Portland	2	3
231	H	Portland	4	0

Pepperdine

P
e
p
p
e
r
d
i
n
e

P
e
p
p
e
r
d
i
n
e

Average RPI Win:	175	WON-LOST	WINNING	LAST 15	STRENGTH OF	OPP. STRENGTH	TEAM	ADJ	CONF.	ADJ CONF.	
Average RPI Loss:	127	RECORD	PCT. RANK	GAMES	SCHEDULE	OF SCHEDULE	RPI	RPI	RPI	RPI	
DIV. I ONLY	34-24-0	.58621	81	6-9-0	112	189	92	.52537	92	21	21
DIV. I NON-CONF.	12-12-0	.5	146	0-2-0	37	175	101	.52272	101	23	23
<hr/>											
TOTALS	RPI 1-25	RPI 26-50		W-L RECORDS		RPI 51-100		RPI 101-150		RPI 150+	
34-24-0	0-0-0	0-2-0		OVERALL		4-5-0		10-8-0		20-9-0	
19-9-0	0-0-0	0-0-0		HOME		2-3-0		8-2-0		9-4-0	
13-13-0	0-0-0	0-2-0		AWAY		1-0-0		1-6-0		11-5-0	
2-2-0	0-0-0	0-0-0		NEUTRAL		1-2-0		1-0-0		0-0-0	
<hr/>											
12-12-0	0-0-0	0-2-0		NON-CONFERENCE		2-1-0		6-5-0		4-4-0	
9-4-0	0-0-0	0-0-0		HOME		1-1-0		5-2-0		3-1-0	
3-8-0	0-0-0	0-0-		AWAY		1-0-0		1-3-0		1-3-0	
0-0-0	0-0-0	0-0-0		NEUTRAL		0-0-0		0-0-0		0-0-0	
<hr/>											
22-12-0	0-0-0	0-0-0		CONFERENCE		2-4-0		4-3-0		16-5-0	
10-5-0	0-0-0	0-0-0		HOME		1-2-0		3-0-0		6-3-0	
10-5-0	0-0-0	0-0-0		AWAY		0-0-0		0-3-0		10-2-0	
2-2-0	0-0-0	0-0-0		NEUTRAL		1-2-0		1-0-0		0-0-0	
<hr/>											
RPI S	Opponent	Score	RPI S	Opponent	Score	RPI S	Opponent	Score	RPI S	Opponent	Score
			43 A	South Ala.	7 8	58 H	Southeast Mo. St.	6 13	103 H	Austin Peay	25 12
			43 A	South Ala.	2 4	58 H	Southeast Mo. St.	2 11	103 H	Austin Peay	6 1
						58 H	Southeast Mo. St.	6 2	103 H	Austin Peay	8 5
						58 N	Southeast Mo. St.	11 7	103 N	Austin Peay	12 10
						58 N	Southeast Mo. St.	8 14	117 A	Morehead St.	5 14
						58 N	Southeast Mo. St.	7 10	117 A	Morehead St.	14 15
						59 H	Oral Roberts	8 3	117 A	Morehead St.	6 14
						93 A	Troy	8 7	122 A	Southern Ill.	9 5
						93 H	Troy	0 10	122 A	Southern Ill.	2 3
									122 A	Southern Ill.	3 13
									127 A	Samford	7 10
									127 H	Samford	6 7
									133 H	Western Ky.	9 7
									133 H	Western Ky.	5 4
									133 H	Western Ky.	8 7
									138 H	Valparaiso	4 14
									138 H	Valparaiso	9 3
									138 H	Valparaiso	11 10
									155 H	UAB	11 10
									156 A	Alabama St.	1 4
									156 H	Alabama St.	7 1
									156 H	Alabama St.	5 8
									161 A	Kennesaw St.	2 3
									161 A	Kennesaw St.	10 5
									161 A	Kennesaw St.	9 11
									161 H	Kennesaw St.	10 2
									190 A	Belmont	7 9
<hr/>											
LAST 15 GAMES											
			58 N	Southeast Mo. St.	8 14	117 A	Morehead St.	5 14	161 A	Kennesaw St.	2 3
			58 N	Southeast Mo. St.	7 10	117 A	Morehead St.	14 15	161 A	Kennesaw St.	10 5
			58 N	Southeast Mo. St.	11 7	117 A	Morehead St.	6 14	161 A	Kennesaw St.	9 11
			103 N	Austin Peay	12 10				161 H	Kennesaw St.	10 2
			266 H	UT Martin	9 5				190 A	Belmont	7 9

Non-Div. I Games:

Jacksonville St.

266 H UT Martin	4	0
266 H UT Martin	16	6

RPI	S	Opponent	Score	
190	A	Belmont	26	11
190	A	Belmont	4	2
191	A	Tennessee Tech	15	14
191	A	Tennessee Tech	9	3
191	A	Tennessee Tech	6	7
198	H	Murray St.	22	7
198	H	Murray St.	5	6
198	H	Murray St.	11	4
215	H	Eastern Ky.	13	19
215	H	Eastern Ky.	9	3
215	H	Eastern Ky.	5	7
266	H	UT Martin	9	5
266	H	UT Martin	4	0
266	H	UT Martin	16	6
272	A	Eastern Ill.	4	3
272	A	Eastern Ill.	10	3
272	A	Eastern Ill.	6	4
280	A	SIUE	9	6
280	A	SIUE	13	4
280	A	SIUE	9	7

Jacksonville St.

J
a
c
k
s
o
n
v
i
l
l
e
s
t
.

J
a
c
k
s
o
n
v
i
l
l
e
s
t
.

Average RPI Win: 151		WON-LOST	WINNING	LAST 15	STRENGTH OF		OPP. STRENGTH	TEAM	ADJ		CONF.	ADJ CONF.
Average RPI Loss: 96		RECORD	PCT. RANK	GAMES	SCHEDULE		OF SCHEDULE	RPI	RPI		RPI	RPI
DIV. I ONLY		32-26-0	.55172	100	7-8-0		94	96	93		10	10
DIV. I NON-CONF.		15-11-0	.57692	98	1-2-0		75	118	83		9	9
TOTALS		RPI 1-25	RPI 26-50		W-L RECORDS		RPI 51-100		RPI 101-150		RPI 150+	
32-26-0		1-4-0	4-2-0		OVERALL		6-8-0		5-9-0		16-3-0	
18-11-0		1-3-0	2-1-0		HOME		3-5-0		2-2-0		10-0-0	
13-11-0		0-0-0	2-1-0		AWAY		3-2-0		2-6-0		6-2-0	
1-4-0		0-1-0	0-0-0		NEUTRAL		0-1-0		1-1-0		0-1-0	
15-11-0		0-2-0	2-1-0		NON-CONFERENCE		3-5-0		2-2-0		8-1-0	
10-4-0		0-1-0	0-0-0		HOME		2-3-0		1-0-0		7-0-0	
4-5-0		0-0-0	2-0-		AWAY		1-1-0		0-2-0		1-1-0	
1-2-0		0-1-0	0-0-0		NEUTRAL		0-1-0		1-0-0		0-0-0	
17-15-0		1-2-0	2-1-0		CONFERENCE		3-3-0		3-7-0		8-2-0	
8-7-0		1-2-0	2-1-0		HOME		1-2-0		1-2-0		3-0-0	
9-6-0		0-0-0	0-0-0		AWAY		2-1-0		2-4-0		5-1-0	
0-2-0		0-0-0	0-0-0		NEUTRAL		0-0-0		0-1-0		0-1-0	
RPI S	Opponent	Score	RPI S	Opponent	Score	RPI S	Opponent	Score	RPI S	Opponent	Score	
15 H	Mississippi St.	3 7	43 H	South Ala.	4 2	65 A	Alabama	3 5	119 A	Arkansas St.	3 4	
17 H	UL Lafayette	2 4	43 H	South Ala.	3 8	65 H	Alabama	1 2	119 A	Arkansas St.	11 1	
17 H	UL Lafayette	4 1	43 H	South Ala.	8 0	78 N	Michigan St.	0 3	119 A	Arkansas St.	8 1	
17 H	UL Lafayette	3 8	44 A	Southeastern La.	5 1	81 A	Ga. Southern	2 1	119 N	Arkansas St.	12 13	
20 N	Southern Miss.	2 6	44 A	Southeastern La.	3 2	81 A	Ga. Southern	0 7	127 A	Samford	6 20	
			44 A	Southeastern La.	2 7	81 A	Ga. Southern	8 4	127 H	Samford	5 3	
						86 H	New Orleans	6 10	132 A	Little Rock	8 11	
						86 H	New Orleans	9 4	132 A	Little Rock	9 10	
						86 H	New Orleans	9 6	132 A	Little Rock	3 4	
						92 A	Jacksonville St.	10 0	148 A	Auburn	2 7	
						92 H	Jacksonville St.	7 8	148 N	Auburn	4 3	
						99 H	UT Arlington	5 18	149 H	La.-Monroe	2 6	
						99 H	UT Arlington	5 2	149 H	La.-Monroe	3 4	
						99 H	UT Arlington	2 4	149 H	La.-Monroe	5 3	
									151 A	Texas St.	5 3	
									151 A	Texas St.	1 4	
									151 A	Texas St.	12 8	
									151 N	Texas St.	6 11	
									155 A	UAB	0 7	
									155 H	UAB	2 1	
									156 A	Alabama St.	3 1	
									156 H	Alabama St.	8 0	
						228 A	Georgia St.	4 2	228 A	Georgia St.	4 2	
			119 N	Arkansas St.	12 13	15 H	Mississippi St.	3 7	228 A	Georgia St.	9 3	
			151 N	Texas St.	6 11	148 A	Auburn	2 7	228 A	Georgia St.	16 3	
			43 H	South Ala.	8 0				241 H	Appalachian St.	4 3	
			43 H	South Ala.	4 2				241 H	Appalachian St.	9 7	
			43 H	South Ala.	3 8							

Non-Div. I Games:

Troy

Troy

228	A	Georgia St.	16	3
228	A	Georgia St.	9	3

Through Games Of June 30, 2016

RPI	S	Opponent	Score	
241	H	Appalachian St.	3	2
246	H	Northern Ky.	4	2
246	H	Northern Ky.	5	0
246	H	Northern Ky.	6	1
246	H	Northern Ky.	10	3
297	H	Alabama A&M	8	0

Troy

T
r
o
y

T
r
o
y

Average RPI Win:		160	WON-LOST RECORD		WINNING PCT. RANK		LAST 15 GAMES		STRENGTH OF SCHEDULE		OPP. STRENGTH OF SCHEDULE		TEAM RPI		ADJ RPI		CONF. RPI		ADJ CONF. RPI	
DIV. I ONLY			36-22-0		.62069 59		9-6-0		168		107		94		.52392 94		13		13	
DIV. I NON-CONF.			15-11-0		.57692 98		3-2-0		111		76		106		.51751 106		13		13	
TOTALS		RPI 1-25		RPI 26-50		W-L RECORDS		RPI 51-100		RPI 101-150		RPI 150+								
36-22-0		0-3-0		4-4-0		OVERALL		5-2-0		6-5-0		21-8-0								
26-7-0		0-0-0		4-0-0		HOME		4-1-0		4-3-0		14-3-0								
10-13-0		0-3-0		0-4-0		AWAY		1-0-0		2-2-0		7-4-0								
0-2-0		0-0-0		0-0-0		NEUTRAL		0-1-0		0-0-0		0-1-0								
15-11-0		0-3-0		4-1-0		NON-CONFERENCE		2-1-0		2-3-0		7-3-0								
14-4-0		0-0-0		4-0-0		HOME		1-1-0		2-2-0		7-1-0								
1-7-0		0-3-0		0-0-		AWAY		1-0-0		0-1-0		0-2-0								
0-0-0		0-0-0		0-0-0		NEUTRAL		0-0-0		0-0-0		0-0-0								
21-11-0		0-0-0		0-3-0		CONFERENCE		3-1-0		4-2-0		14-5-0								
12-3-0		0-0-0		0-0-0		HOME		3-0-0		2-1-0		7-2-0								
9-6-0		0-0-0		0-3-0		AWAY		0-0-0		2-1-0		7-2-0								
0-2-0		0-0-0		0-0-0		NEUTRAL		0-1-0		0-0-0		0-1-0								
RPI	S	Opponent		Score		RPI	S	Opponent		Score		RPI	S	Opponent		Score				
4	A	Texas A&M		2	3	41	A	Long Beach St.		3	4	61	A	St. Mary's (CA)		6	4			
4	A	Texas A&M		1	12	41	H	Long Beach St.		10	5	61	H	St. Mary's (CA)		3	2			
4	A	Texas A&M		3	4	47	A	New Mexico		4	7	67	H	Oklahoma		2	3			
						47	A	New Mexico		1	2	87	H	Nevada		7	6			
						47	A	New Mexico		13	14	87	H	Nevada		5	4			
						49	H	Creighton		2	1	87	H	Nevada		8	3			
						49	H	Creighton		7	3	87	N	Nevada		6	25			
						49	H	Creighton		2	1									
								LAST 15 GAMES												
						87	N	Nevada		6	25	140	A	UNLV		9	1			
						177	N	Air Force		7	9	121	H	Cal Poly		9	5			
						141	H	San Francisco		3	6	189	H	San Diego St.		4	3			
						141	H	San Francisco		3	7									
						141	H	San Francisco		10	1									

Non-Div. I Games:

Fresno St.

Fresno St.

140	A	UNLV	5	8
140	A	UNLV	7	2

Through Games Of June 30, 2016

RPI	S	Opponent	Score	
227	A	Pacific	6	15
227	H	Pacific	3	7
232	A	San Jose St.	2	3
232	A	San Jose St.	9	4
232	A	San Jose St.	13	4
232	H	San Jose St.	8	6
232	H	San Jose St.	6	0
232	H	San Jose St.	5	7
253	H	CSU Bakersfield	6	4
258	H	Youngstown St.	6	1
258	H	Youngstown St.	11	0
258	H	Youngstown St.	6	5
258	H	Youngstown St.	8	3

Fresno St.

F
r
e
s
n
o
s
t
.

F
r
e
s
n
o
s
t
.

Mercer				Through Games Of June 30, 2016															
Average RPI Win: 167		WON-LOST RECORD		WINNING PCT. RANK		LAST 15 GAMES		STRENGTH OF SCHEDULE		OPP. STRENGTH OF SCHEDULE		TEAM RPI		ADJ RPI		CONF. RPI		ADJ CONF. RPI	
DIV. I ONLY		38-23-0		.62295 57		9-6-0		190		127		95		.52362 95		18		18	
DIV. I NON-CONF.		19-13-0		.59375 86		3-2-0		197		66		109		.51661 109		20		20	
TOTALS		RPI 1-25		RPI 26-50		W-L RECORDS		RPI 51-100		RPI 101-150		RPI 150+							
38-23-0		1-1-0		1-1-0		OVERALL		8-9-0		8-6-0		20-6-0							
19-10-0		0-1-0		0-1-0		HOME		3-1-0		5-3-0		11-4-0							
16-11-0		1-0-0		1-0-0		AWAY		4-6-0		2-3-0		8-2-0							
3-2-0		0-0-0		0-0-0		NEUTRAL		1-2-0		1-0-0		1-0-0							
19-13-0		1-1-0		1-1-0		NON-CONFERENCE		3-5-0		4-3-0		10-3-0							
11-6-0		0-1-0		0-1-0		HOME		3-1-0		3-2-0		5-1-0							
8-7-0		1-0-0		1-0-		AWAY		0-4-0		1-1-0		5-2-0							
0-0-0		0-0-0		0-0-0		NEUTRAL		0-0-0		0-0-0		0-0-0							
19-10-0		0-0-0		0-0-0		CONFERENCE		5-4-0		4-3-0		10-3-0							
8-4-0		0-0-0		0-0-0		HOME		0-0-0		2-1-0		6-3-0							
8-4-0		0-0-0		0-0-0		AWAY		4-2-0		1-2-0		3-0-0							
3-2-0		0-0-0		0-0-0		NEUTRAL		1-2-0		1-0-0		1-0-0							
RPI S	Opponent		Score		RPI S	Opponent		Score		RPI S	Opponent		Score		RPI S	Opponent		Score	
22 A	Georgia Tech		9	8	45 A	Georgia		3	1	62 A	Col. of Charleston		13	17	103 H	Austin Peay		13	12
22 H	Georgia Tech		5	6	45 H	Georgia		6	7	62 A	Col. of Charleston		4	5	103 H	Austin Peay		14	4
										62 A	Col. of Charleston		2	6	103 H	Austin Peay		7	10
										72 H	Xavier		3	1	127 A	Samford		1	3
										72 H	Xavier		5	3	127 A	Samford		5	3
										72 H	Xavier		18	14	127 A	Samford		5	11
										76 A	UNCG		9	1	130 H	Furman		8	7
										76 A	UNCG		0	1	130 H	Furman		8	4
										76 A	UNCG		8	2	130 H	Furman		0	4
										81 A	Ga. Southern		5	8	130 N	Furman		6	1
										81 H	Ga. Southern		10	11	142 A	Florida A&M		22	5
										97 A	Western Caro.		9	2	142 A	Florida A&M		6	7
										97 A	Western Caro.		9	8	142 H	Florida A&M		11	3
										97 A	Western Caro.		7	9	142 H	Florida A&M		7	14
										97 N	Western Caro.		9	8	161 A	Kennesaw St.		10	7
										97 N	Western Caro.		2	4	161 A	Kennesaw St.		9	6
										97 N	Western Caro.		2	3	161 H	Kennesaw St.		11	5
															188 H	Wofford		14	3
															188 H	Wofford		12	7
															188 H	Wofford		5	7
															202 H	Radford		9	2
															202 H	Radford		10	7
															202 H	Radford		8	7
															228 A	Georgia St.		3	4
															228 H	Georgia St.		6	10
															247 A	ETSU		9	8
															247 A	ETSU		12	9
				LAST 15 GAMES															
				97 N	Western Caro.		2	3	76 A	UNCG		8	2	202 H	Radford		10	7	
				97 N	Western Caro.		2	4	276 A	Butler		3	7	228 A	Georgia St.		3	4	
				97 N	Western Caro.		9	8	276 A	Butler		5	4	228 H	Georgia St.		6	10	
				130 N	Furman		6	1						247 A	ETSU		9	8	
				260 N	The Citadel		13	1						247 A	ETSU		12	9	

Non-Div. I Games:

Mercer

76	A	UNCG	9	1
76	A	UNCG	0	1

RPI	S	Opponent	Score	
247	A	ETSU	7	5
257	H	VMI	3	4
257	H	VMI	7	2
257	H	VMI	10	6
260	H	The Citadel	8	9
260	H	The Citadel	8	7
260	H	The Citadel	11	4
260	N	The Citadel	13	1
276	A	Butler	6	5
276	A	Butler	5	4
276	A	Butler	3	7
288	A	Savannah St.	7	3
288	H	Savannah St.	16	6

Mercer

M
e
r
c
e
r

M
e
r
c
e
r

Average RPI Win: 137		WON-LOST	WINNING	LAST 15	STRENGTH OF	OPP. STRENGTH	TEAM	ADJ	CONF.	ADJ CONF.			
Average RPI Loss: 67		RECORD	PCT. RANK	GAMES	SCHEDULE	OF SCHEDULE	RPI	RPI	RPI	RPI			
DIV. I ONLY		27-27-0	.5	147	3-12-0	64	35	96	.52232	96	1	1	
DIV. I NON-CONF.		16-10-0	.61538	75	1-5-0	226	201	149	.49699	149	1	1	
<hr/>													
TOTALS		RPI 1-25		RPI 26-50		W-L RECORDS		RPI 51-100		RPI 101-150		RPI 150+	
27-27-0		2-16-0		7-1-0		OVERALL		3-3-0		2-1-0		13-6-0	
14-12-0		0-6-0		6-1-0		HOME		2-2-0		1-0-0		5-3-0	
7-12-0		2-10-0		0-0-0		AWAY		1-0-0		0-0-0		4-2-0	
6-3-0		0-0-0		1-0-0		NEUTRAL		0-1-0		1-1-0		4-1-0	
16-10-0		0-2-0		2-0-0		NON-CONFERENCE		2-1-0		2-1-0		10-6-0	
8-5-0		0-2-0		1-0-0		HOME		1-0-0		1-0-0		5-3-0	
2-2-0		0-0-0		0-0-		AWAY		1-0-0		0-0-0		1-2-0	
6-3-0		0-0-0		1-0-0		NEUTRAL		0-1-0		1-1-0		4-1-0	
11-17-0		2-14-0		5-1-0		CONFERENCE		1-2-0		0-0-0		3-0-0	
6-7-0		0-4-0		5-1-0		HOME		1-2-0		0-0-0		0-0-0	
5-10-0		2-10-0		0-0-0		AWAY		0-0-0		0-0-0		3-0-0	
0-0-0		0-0-0		0-0-0		NEUTRAL		0-0-0		0-0-0		0-0-0	
RPI	S	Opponent		Score	RPI	S	Opponent		Score	RPI	S	Opponent	Score
2	A	Louisville		2 8	26	H	Boston College		4 1	65	N	Alabama	0 4
2	A	Louisville		3 4	26	H	Boston College		11 9	78	A	Michigan St.	1 0
2	A	Louisville		0 1	26	H	Boston College		4 1	80	H	Oregon	6 3
3	H	Miami (FL)		2 10	28	H	Wake Forest		10 2	85	H	Pittsburgh	5 0
7	H	Clemson		1 11	28	H	Wake Forest		6 5	85	H	Pittsburgh	2 4
7	H	Clemson		2 6	28	H	Wake Forest		13 15	85	H	Pittsburgh	5 8
7	H	Clemson		1 2	33	N	Gonzaga		7 6				
8	A	North Carolina St.		6 16	39	H	Michigan		9 5				
8	A	North Carolina St.		1 9									
8	A	North Carolina St.		8 4									
10	H	LSU		2 3									
10	H	LSU		0 1									
11	A	Florida St.		6 11									
11	A	Florida St.		6 12									
11	A	Florida St.		6 7									
19	A	North Carolina		1 8									
19	A	North Carolina		3 1									
19	A	North Carolina		0 3									
					LAST 15 GAMES								
					7	H	Clemson		2 6	10	H	LSU	2 3
					7	H	Clemson		1 11	85	H	Pittsburgh	5 0
					7	H	Clemson		1 2	85	H	Pittsburgh	5 8
					19	A	North Carolina		1 8				
					19	A	North Carolina		3 1				

Non-Div. I Games:

Notre Dame

19	A	North Carolina	0	3
10	H	LSU	0	1

N
o
t
r
e
D
a
m
e

N
o
t
r
e
D
a
m
e

Average RPI Win: 165		WON-LOST RECORD		WINNING PCT. RANK		LAST 15 GAMES		STRENGTH OF SCHEDULE		OPP. STRENGTH OF SCHEDULE		TEAM RPI		ADJ RPI		CONF. RPI		ADJ CONF. RPI					
DIV. I ONLY		31-31-0		.5 147		8-7-0		80		142		97		.52217 97		18		18					
DIV. I NON-CONF.		11-21-0		.34375 237		1-5-0		85		52		165		.48824 165		20		20					
TOTALS		RPI 1-25		RPI 26-50		W-L RECORDS		RPI 51-100		RPI 101-150		RPI 150+											
31-31-0		0-8-0		0-2-0		OVERALL		6-6-0		10-9-0		15-6-0											
13-9-0		0-1-0		0-0-0		HOME		3-3-0		3-3-0		7-2-0											
12-19-0		0-7-0		0-2-0		AWAY		0-2-0		5-5-0		7-3-0											
6-3-0		0-0-0		0-0-0		NEUTRAL		3-1-0		2-1-0		1-1-0											
11-21-0		0-8-0		0-2-0		NON-CONFERENCE		1-2-0		5-6-0		5-3-0											
6-4-0		0-1-0		0-0-0		HOME		0-0-0		1-2-0		5-1-0											
4-15-0		0-7-0		0-0-		AWAY		0-2-0		4-3-0		0-1-0											
1-2-0		0-0-0		0-0-0		NEUTRAL		1-0-0		0-1-0		0-1-0											
20-10-0		0-0-0		0-0-0		CONFERENCE		5-4-0		5-3-0		10-3-0											
7-5-0		0-0-0		0-0-0		HOME		3-3-0		2-1-0		2-1-0											
8-4-0		0-0-0		0-0-0		AWAY		0-0-0		1-2-0		7-2-0											
5-1-0		0-0-0		0-0-0		NEUTRAL		2-1-0		2-0-0		1-0-0											
RPI	S	Opponent		Score		RPI	S	Opponent		Score		RPI	S	Opponent		Score		RPI	S	Opponent		Score	
7	A	Clemson		10	24	30	A	UNCW		2	15	53	N	Nebraska		4	1	104	A	Indiana		1	9
7	A	Clemson		6	7	45	A	Georgia		0	6	71	A	Kent St.		4	5	104	A	Indiana		4	1
7	A	Clemson		3	15							71	A	Kent St.		1	3	104	A	Indiana		2	3
7	H	Clemson		8	10							76	H	UNCG		19	8	120	A	Cincinnati		1	3
19	A	North Carolina		2	10							76	H	UNCG		8	5	126	A	Kansas St.		10	2
22	A	Georgia Tech		3	14							76	H	UNCG		5	8	126	A	Kansas St.		7	5
22	A	Georgia Tech		4	5							95	H	Mercer		8	9	126	A	Kansas St.		6	2
22	A	Georgia Tech		3	4							95	H	Mercer		9	7	127	H	Samford		6	5
												95	H	Mercer		2	9	127	H	Samford		7	13
												95	N	Mercer		8	9	127	H	Samford		10	5
												95	N	Mercer		4	2	127	N	Samford		14	4
												95	N	Mercer		3	2	127	N	Samford		7	4
																		130	A	Furman		10	4
																		130	A	Furman		8	9
																		130	A	Furman		4	11
																		135	N	St. John's (NY)		3	14
																		149	H	La.-Monroe		6	11
																		149	H	La.-Monroe		10	16
																		149	H	La.-Monroe		15	7
																		153	A	Gardner-Webb		0	4
																		153	H	Gardner-Webb		16	14
																		188	A	Wofford		14	4
																		188	A	Wofford		9	1
																		188	A	Wofford		12	3
																		188	N	Wofford		10	9
																		195	N	Richmond		1	3
																		200	H	Virginia Tech		14	10
LAST 15 GAMES																							

Non-Div. I Games:

Western Caro.

Western Caro.

127 N Samford	7	4
95 N Mercer	8	9

Through Games Of June 30, 2016

RPI	S	Opponent	Score	
204	H	Presbyterian	10	9
247	H	ETSU	8	14
247	H	ETSU	12	11
247	H	ETSU	15	9
257	A	VMI	14	11
257	A	VMI	7	1
257	A	VMI	21	7
260	A	The Citadel	1	2
260	A	The Citadel	4	6
260	A	The Citadel	11	0
264	H	Niagara	10	2
264	H	Niagara	17	4
285	H	UNC Asheville	0	8

Western Caro.

W
e
s
t
e
r
n
C
a
r
o
.

W
e
s
t
e
r
n
C
a
r
o
.

Average RPI Win: 127		WON-LOST RECORD		WINNING PCT. RANK		LAST 15 GAMES		STRENGTH OF SCHEDULE		OPP. STRENGTH OF SCHEDULE		TEAM RPI		ADJ RPI		CONF. RPI		ADJ CONF. RPI				
DIV. I ONLY		28-29-0		.49123 158		9-6-0		44		69		98		.52139 98		5		5				
DIV. I NON-CONF.		12-12-0		.5 146		0-0-0		44		156		115		.5119 115		5		5				
TOTALS		RPI 1-25		RPI 26-50		W-L RECORDS		RPI 51-100		RPI 101-150		RPI 150+										
28-29-0		3-7-0		3-3-0		OVERALL		3-8-0		6-7-0		13-4-0										
15-16-0		3-3-0		2-1-0		HOME		1-5-0		4-6-0		5-1-0										
12-11-0		0-4-0		1-2-0		AWAY		1-1-0		2-1-0		8-3-0										
1-2-0		0-0-0		0-0-0		NEUTRAL		1-2-0		0-0-0		0-0-0										
12-12-0		0-4-0		0-0-0		NON-CONFERENCE		1-1-0		4-6-0		7-1-0										
9-7-0		0-0-0		0-0-0		HOME		0-0-0		4-6-0		5-1-0										
3-5-0		0-4-0		0-0-		AWAY		1-1-0		0-0-0		2-0-0										
0-0-0		0-0-0		0-0-0		NEUTRAL		0-0-0		0-0-0		0-0-0										
16-17-0		3-3-0		3-3-0		CONFERENCE		2-7-0		2-1-0		6-3-0										
6-9-0		3-3-0		2-1-0		HOME		1-5-0		0-0-0		0-0-0										
9-6-0		0-0-0		1-2-0		AWAY		0-0-0		2-1-0		6-3-0										
1-2-0		0-0-0		0-0-0		NEUTRAL		1-2-0		0-0-0		0-0-0										
RPI	S	Opponent		Score		RPI	S	Opponent		Score		RPI	S	Opponent		Score						
2	A	Louisville		0	7	31	A	Louisiana Tech		1	0	64	H	Marshall		10	5	116	H	Loyola Marymount	6	0
9	A	Ole Miss		5	16	31	A	Louisiana Tech		1	6	64	H	Marshall		4	5	116	H	Loyola Marymount	4	8
9	A	Ole Miss		2	9	31	A	Louisiana Tech		0	5	64	H	Marshall		5	6	116	H	Loyola Marymount	3	10
9	A	Ole Miss		4	7	34	H	Fla. Atlantic		7	6	64	N	Marshall		3	5	116	H	Loyola Marymount	4	5
20	H	Southern Miss.		5	2	34	H	Fla. Atlantic		4	3	64	N	Marshall		6	7	131	H	Missouri	6	7
20	H	Southern Miss.		6	5	34	H	Fla. Atlantic		1	9	82	H	Old Dominion		11	12	133	A	Western Ky.	8	7
20	H	Southern Miss.		13	8							82	H	Old Dominion		1	11	133	A	Western Ky.	2	3
24	H	Rice		1	12							82	H	Old Dominion		2	10	133	A	Western Ky.	8	7
24	H	Rice		0	3							82	N	Old Dominion		3	1	144	H	Seton Hall	1	2
24	H	Rice		0	2							84	A	Jacksonville		3	2	144	H	Seton Hall	10	1
												84	A	Jacksonville		5	10	144	H	Seton Hall	8	3
																		144	H	Seton Hall	5	1
																		147	H	Stetson	5	8
																		155	A	UAB	11	0
																		155	A	UAB	11	4
																		155	A	UAB	5	4
																		157	A	Charlotte	8	5
																		157	A	Charlotte	2	6
																		157	A	Charlotte	3	4
																		163	A	Bethune-Cookman	21	8
																		163	H	Bethune-Cookman	4	3
																		169	A	South Fla.	6	5
																		187	A	UTSA	0	6
																		187	A	UTSA	12	4
																		187	A	UTSA	8	4
																		217	H	Manhattan	6	7
																		217	H	Manhattan	5	2
				LAST 15 GAMES																		
				64	N	Marshall		6	7	155	A	UAB		11	0	187	A	UTSA				
				82	N	Old Dominion		3	1	155	A	UAB		5	4	187	A	UTSA				
				64	N	Marshall		3	5	24	H	Rice		1	12	187	A	UTSA				
				20	H	Southern Miss.		13	8							217	H	Manhattan				
				20	H	Southern Miss.		5	2							217	H	Manhattan				

Non-Div. I Games: St. Thomas (FL) 6 1

FIU

20 H Southern Miss.	6	5
155 A UAB	11	4

RPI	S	Opponent	Score	
217	H	Manhattan	6	0
217	H	Manhattan	8	4
219	H	Illinois St.	11	6

Average RPI Win:		150	WON-LOST RECORD		WINNING PCT. RANK	LAST 15 GAMES		STRENGTH OF SCHEDULE		OPP. STRENGTH OF SCHEDULE	TEAM RPI	ADJ RPI	CONF. RPI	ADJ CONF. RPI			
DIV. I ONLY			30-28-0		.51724	135 7-8-0		77		67	99	.52138	99	10	10		
DIV. I NON-CONF.			14-11-0		.56	110 0-1-0		54		34	77	.53382	77	9	9		
TOTALS		RPI 1-25		RPI 26-50		W-L RECORDS		RPI 51-100		RPI 101-150		RPI 150+					
30-28-0		3-9-0		2-6-0		OVERALL		3-4-0		9-5-0		13-4-0					
16-15-0		2-6-0		0-0-0		HOME		1-2-0		5-4-0		8-3-0					
13-11-0		1-3-0		1-5-0		AWAY		2-1-0		4-1-0		5-1-0					
1-2-0		0-0-0		1-1-0		NEUTRAL		0-1-0		0-0-0		0-0-0					
14-11-0		2-7-0		1-2-0		NON-CONFERENCE		0-0-0		4-1-0		7-1-0					
10-6-0		1-4-0		0-0-0		HOME		0-0-0		2-1-0		7-1-0					
4-5-0		1-3-0		1-0-		AWAY		0-0-0		2-0-0		0-0-0					
0-0-0		0-0-0		0-0-0		NEUTRAL		0-0-0		0-0-0		0-0-0					
16-17-0		1-2-0		1-4-0		CONFERENCE		3-4-0		5-4-0		6-3-0					
6-9-0		1-2-0		0-0-0		HOME		1-2-0		3-3-0		1-2-0					
9-6-0		0-0-0		0-3-0		AWAY		2-1-0		2-1-0		5-1-0					
1-2-0		0-0-0		1-1-0		NEUTRAL		0-1-0		0-0-0		0-0-0					
RPI	S	Opponent		Score		RPI	S	Opponent		Score		RPI	S	Opponent		Score	
4	A	Texas A&M		3	7	31	A	Louisiana Tech		3	8	81	H	Ga. Southern		6	10
6	A	TCU		4	3	31	A	Louisiana Tech		8	12	81	H	Ga. Southern		4	0
6	A	TCU		1	5	31	A	Louisiana Tech		5	4	81	H	Ga. Southern		0	6
6	H	TCU		4	17	43	A	South Ala.		3	4	81	N	Ga. Southern		0	6
14	H	Texas Tech		4	6	43	A	South Ala.		4	6	93	A	Troy		4	2
17	H	UL Lafayette		4	1	43	A	South Ala.		3	4	93	A	Troy		18	5
17	H	UL Lafayette		6	19	43	N	South Ala.		4	2	93	A	Troy		2	5
17	H	UL Lafayette		4	6	43	N	South Ala.		0	3						
21	H	Oklahoma St.		3	5												
21	H	Oklahoma St.		3	2												
25	A	Dallas Baptist		2	13												
25	H	Dallas Baptist		3	7												
LAST 15 GAMES																	

Non-Div. I Games:

UT Arlington

151 H Texas St.	3	4
241 A Appalachian St.	7	5

RPI	S	Opponent	Score	
241	A	Appalachian St.	7	5
273	H	Incarnate Word	10	2
273	H	Incarnate Word	9	3
273	H	Incarnate Word	13	0

Average RPI Win: 91		WON-LOST	WINNING	LAST 15	STRENGTH OF		OPP. STRENGTH	TEAM	ADJ		CONF.	ADJ CONF.
Average RPI Loss: 63		RECORD	PCT. RANK	GAMES	SCHEDULE		OF SCHEDULE	RPI	RPI		RPI	RPI
DIV. I ONLY		25-31-0	.44643	189	5-10-0		25	30	100		4	4
DIV. I NON-CONF.		12-13-0	.48	157	3-3-0		17	21	88		4	4
TOTALS		RPI 1-25	RPI 26-50		W-L RECORDS		RPI 51-100		RPI 101-150		RPI 150+	
25-31-0		3-6-0	2-8-0		OVERALL		10-12-0		7-5-0		3-0-0	
16-15-0		2-3-0	1-4-0		HOME		6-5-0		4-3-0		3-0-0	
8-16-0		1-3-0	1-4-0		AWAY		3-7-0		3-2-0		0-0-0	
1-0-0		0-0-0	0-0-0		NEUTRAL		1-0-0		0-0-0		0-0-0	
12-13-0		2-4-0	1-3-0		NON-CONFERENCE		2-1-0		7-5-0		0-0-0	
7-9-0		2-3-0	0-2-0		HOME		1-1-0		4-3-0		0-0-0	
5-4-0		0-1-0	1-0-		AWAY		1-0-0		3-2-0		0-0-0	
0-0-0		0-0-0	0-0-0		NEUTRAL		0-0-0		0-0-0		0-0-0	
13-18-0		1-2-0	1-5-0		CONFERENCE		8-11-0		0-0-0		3-0-0	
9-6-0		0-0-0	1-2-0		HOME		5-4-0		0-0-0		3-0-0	
3-12-0		1-2-0	0-3-0		AWAY		2-7-0		0-0-0		0-0-0	
1-0-0		0-0-0	0-0-0		NEUTRAL		1-0-0		0-0-0		0-0-0	
RPI S	Opponent	Score	RPI S	Opponent	Score	RPI S	Opponent	Score	RPI S	Opponent	Score	
12 A	Arizona	5 6	38 H	Arizona St.	4 12	52 A	Washington	1 0	116 H	Loyola Marymount	6 5	
12 A	Arizona	4 3	38 H	Arizona St.	4 10	52 A	Washington	7 8	118 A	UC Irvine	4 1	
12 A	Arizona	1 6	38 H	Arizona St.	13 2	52 A	Washington	4 7	118 H	UC Irvine	2 4	
15 H	Mississippi St.	2 1	41 A	Long Beach St.	11 10	67 H	Oklahoma	4 2	118 H	UC Irvine	5 1	
18 A	UC Santa Barbara	6 11	41 H	Long Beach St.	1 10	68 A	California	2 8	121 A	Cal Poly	2 6	
18 H	UC Santa Barbara	3 4	42 A	Cal St. Fullerton	7 10	68 A	California	1 9	121 A	Cal Poly	7 6	
19 H	North Carolina	5 14	42 H	Cal St. Fullerton	7 14	68 A	California	3 5	121 A	Cal Poly	19 0	
19 H	North Carolina	6 5	46 A	Oregon St.	0 6	74 H	Stanford	2 8	128 H	Texas	5 4	
19 H	North Carolina	0 4	46 A	Oregon St.	0 1	74 H	Stanford	1 4	128 H	Texas	5 7	
			46 A	Oregon St.	0 3	74 H	Stanford	6 5	128 H	Texas	6 3	
						79 H	Southern California	4 3	137 A	CSUN	12 20	
						79 H	Southern California	0 9	137 H	CSUN	1 4	
						79 H	Southern California	3 5	176 H	Washington St.	5 2	
						79 N	Southern California	5 3	176 H	Washington St.	6 5	
						80 H	Oregon	6 3	176 H	Washington St.	11 2	
						80 H	Oregon	4 2				
						80 H	Oregon	13 1				
						90 A	Utah	4 9				
						90 A	Utah	4 6				
						90 A	Utah	10 3				
LAST 15 GAMES												
			46 A	Oregon St.	0 6							
			46 A	Oregon St.	0 3							
			46 A	Oregon St.	0 1							
			38 H	Arizona St.	4 10							
			38 H	Arizona St.	13 2							

Non-Div. I Games:

UCLA

2019-2020				2020-2021				2021-2022			
RPI	S	Opponent	Score	RPI	S	Opponent	Score	RPI	S	Opponent	Score
38	H	Arizona St.	4 12	91	A	Pepperdine	10 6	79	H	Southern California	0 9
18	H	UC Santa Barbara	3 4	91	H	Pepperdine	1 4	79	H	Southern California	4 3
								79	H	Southern California	3 5

Average RPI Win: 197		WON-LOST	WINNING	LAST 15	STRENGTH OF		OPP. STRENGTH	TEAM	ADJ		CONF.	ADJ CONF.
Average RPI Loss: 116		RECORD	PCT. RANK	GAMES	SCHEDULE		OF SCHEDULE	RPI	RPI		RPI	RPI
DIV. I ONLY		31-27-0	.53448	116	10-5-0		127	182	101		24	24
DIV. I NON-CONF.		9-21-0	.3	257	1-4-0		83	72	161		25	25
TOTALS		RPI 1-25	RPI 26-50		W-L RECORDS		RPI 51-100		RPI 101-150		RPI 150+	
31-27-0		1-4-0	0-4-0		OVERALL		3-6-0		2-2-0		25-11-0	
11-7-0		0-0-0	0-2-0		HOME		2-2-0		0-0-0		9-3-0	
16-18-0		1-4-0	0-1-0		AWAY		1-3-0		2-2-0		12-8-0	
4-2-0		0-0-0	0-1-0		NEUTRAL		0-1-0		0-0-0		4-0-0	
9-21-0		1-4-0	0-4-0		NON-CONFERENCE		1-5-0		0-1-0		7-7-0	
1-5-0		0-0-0	0-2-0		HOME		0-1-0		0-0-0		1-2-0	
8-14-0		1-4-0	0-0-		AWAY		1-3-0		0-1-0		6-5-0	
0-2-0		0-0-0	0-1-0		NEUTRAL		0-1-0		0-0-0		0-0-0	
22-6-0		0-0-0	0-0-0		CONFERENCE		2-1-0		2-1-0		18-4-0	
10-2-0		0-0-0	0-0-0		HOME		2-1-0		0-0-0		8-1-0	
8-4-0		0-0-0	0-0-0		AWAY		0-0-0		2-1-0		6-3-0	
4-0-0		0-0-0	0-0-0		NEUTRAL		0-0-0		0-0-0		4-0-0	
RPI S	Opponent	Score	RPI S	Opponent	Score	RPI S	Opponent	Score	RPI S	Opponent	Score	
11 A	Florida St.	1 19	26 H	Boston College	1 2	60 A	Maryland	2 1	123 A	Penn St.	3 5	
11 A	Florida St.	1 8	30 N	UNCW	7 11	60 A	Maryland	10 13	139 A	Saint Joseph's	3 8	
11 A	Florida St.	4 23	35 H	Bryant	5 6	60 A	Maryland	0 1	139 A	Saint Joseph's	4 2	
13 A	South Carolina	5 4	48 A	UConn	4 14	66 A	Hartford	13 14	139 A	Saint Joseph's	5 1	
13 A	South Carolina	2 23				66 H	Hartford	1 7	158 A	Holy Cross	3 5	
						69 N	Indiana St.	2 8	159 A	Campbell	7 6	
						75 H	VCU	3 7	166 H	Northeastern	2 6	
						75 H	VCU	7 3	167 N	Davidson	13 4	
						75 H	VCU	5 1	167 N	Davidson	15 2	
									167 N	Davidson	13 4	
									170 A	Winthrop	7 8	
									170 A	Winthrop	4 8	
									170 A	Winthrop	11 7	
									201 A	Fordham	0 8	
									201 A	Fordham	2 4	
									201 A	Fordham	3 1	
									201 N	Fordham	10 1	
									205 H	Central Conn. St.	5 1	
									218 H	Quinnipiac	1 2	
									222 H	St. Bonaventure	3 1	
									222 H	St. Bonaventure	4 1	
									222 H	St. Bonaventure	6 3	
									225 A	Towson	1 7	
									225 A	Towson	7 2	
									225 A	Towson	9 4	
									233 H	Dayton	6 4	
									233 H	Dayton	4 3	
LAST 15 GAMES			13 A	South Carolina	2 23	277 A	La Salle	7 1	225 A	Towson	1 7	
			30 N	UNCW	7 11	277 A	La Salle	6 0	225 A	Towson	7 2	
			13 A	South Carolina	5 4	66 H	Hartford	1 7	225 A	Towson	9 4	
			167 N	Davidson	15 2				233 H	Dayton	6 4	
			167 N	Davidson	13 4				233 H	Dayton	4 3	

Non-Div. I Games:

Rhode Island

201 N Fordham	10	1
277 A La Salle	7	5

RPI	S	Opponent	Score	
233	H	Dayton	5	3
237	A	Brown	10	6
245	A	Maine	6	4
245	A	Maine	0	1
250	H	Massachusetts	3	1
250	H	Massachusetts	11	8
250	H	Massachusetts	3	6
274	A	George Mason	1	2
274	A	George Mason	5	2
274	A	George Mason	4	3
277	A	La Salle	6	0
277	A	La Salle	7	1
277	A	La Salle	7	5

R
h
o
d
e
I
s
l
a
n
d

R
h
o
d
e
I
s
l
a
n
d

Average RPI Win:		123	WON-LOST		WINNING		LAST 15		STRENGTH OF		OPP. STRENGTH		TEAM	ADJ		CONF.	ADJ CONF.		
Average RPI Loss:		121	RECORD		PCT. RANK		GAMES		SCHEDULE		OF SCHEDULE		RPI	RPI		RPI	RPI		
DIV. I ONLY			31-25-0		.55357		97		8-7-0		140		62		102		.5202		
DIV. I NON-CONF.			14-8-0		.63636		66		4-1-0		164		13		65		.54177		
TOTALS		RPI 1-25		RPI 26-50		W-L RECORDS		RPI 51-100		RPI 101-150		RPI 150+							
31-25-0		2-0-0		2-5-0		OVERALL		9-4-0		8-7-0		10-9-0							
16-10-0		1-0-0		2-2-0		HOME		2-2-0		7-4-0		4-2-0							
13-13-0		1-0-0		0-1-0		AWAY		5-2-0		1-3-0		6-7-0							
2-2-0		0-0-0		0-2-0		NEUTRAL		2-0-0		0-0-0		0-0-0							
14-8-0		2-0-0		1-1-0		NON-CONFERENCE		1-1-0		6-3-0		4-3-0							
8-3-0		1-0-0		1-0-0		HOME		1-0-0		5-3-0		0-0-0							
6-5-0		1-0-0		0-0-		AWAY		0-1-0		1-0-0		4-3-0							
0-0-0		0-0-0		0-0-0		NEUTRAL		0-0-0		0-0-0		0-0-0							
17-17-0		0-0-0		1-4-0		CONFERENCE		8-3-0		2-4-0		6-6-0							
8-7-0		0-0-0		1-2-0		HOME		1-2-0		2-1-0		4-2-0							
7-8-0		0-0-0		0-0-0		AWAY		5-1-0		0-3-0		2-4-0							
2-2-0		0-0-0		0-2-0		NEUTRAL		2-0-0		0-0-0		0-0-0							
RPI	S	Opponent		Score		RPI	S	Opponent		Score		RPI	S	Opponent		Score			
10	A	LSU		7	0	31	A	Louisiana Tech		7	9	51	H	Northwestern St.		2	1		
17	H	UL Lafayette		7	2	31	H	Louisiana Tech		3	1	51	H	Northwestern St.		1	7		
						44	H	Southeastern La.		0	4	51	H	Northwestern St.		7	8		
						44	H	Southeastern La.		7	8	51	N	Northwestern St.		3	0		
						44	H	Southeastern La.		7	6	57	A	Houston		1	14		
						44	N	Southeastern La.		0	10	57	H	Houston		4	1		
						44	N	Southeastern La.		1	4	77	A	Lamar		5	4		
												77	A	Lamar		1	0		
												77	A	Lamar		1	5		
												86	A	New Orleans		13	3		
												86	A	New Orleans		6	1		
												86	A	New Orleans		7	3		
												86	N	New Orleans		8	4		
														149 H La.-Monroe		4	12		
														149 H La.-Monroe		11	2		
														176 A Washington St.		8	2		
														176 A Washington St.		9	12		
														176 A Washington St.		6	2		
														176 A Washington St.		10	2		
														184 A Nicholls St.		0	3		
														184 A Nicholls St.		1	2		
														184 A Nicholls St.		5	6		
														187 A UTSA		5	11		
														187 A UTSA		8	13		
														187 A UTSA		11	8		
														194 H Houston Baptist		12	6		
														194 H Houston Baptist		5	7		
LAST 15 GAMES				86 N New Orleans				8	4	176 A Washington St.				10	2				
				44 N Southeastern La.				1	4	114 H Central Ark.				6	4				
				44 N Southeastern La.				0	10	114 H Central Ark.				5	3				
				51 N Northwestern St.				3	0										
				176 A Washington St.				9	12										

Non-Div. I Games:

McNeese St.

176	A	Washington St.	8	2
176	A	Washington St.	6	2

RPI	S	Opponent	Score	
194	H	Houston Baptist	2	3
216	H	Abilene Christian	4	3
216	H	Abilene Christian	3	0
216	H	Abilene Christian	10	6
273	A	Incarnate Word	4	0
273	A	Incarnate Word	7	8
273	A	Incarnate Word	1	0

McNeese St.

M
c
N
e
e
s
e
s
t
.

M
c
N
e
e
s
e
s
t
.

Average RPI Win: 190		WON-LOST	WINNING	LAST 15	STRENGTH OF		OPP. STRENGTH	TEAM	ADJ		CONF.	ADJ CONF.	
Average RPI Loss: 110		RECORD	PCT. RANK	GAMES	SCHEDULE		OF SCHEDULE	RPI	RPI		RPI	RPI	
DIV. I ONLY		34-23-0	.59649	77	8-7-0		149	178	103	.51973	103	21	21
DIV. I NON-CONF.		11-12-0	.47826	159	1-4-0		102	138	141	.5009	141	23	23
TOTALS		RPI 1-25	RPI 26-50		W-L RECORDS		RPI 51-100		RPI 101-150		RPI 150+		
34-23-0	0-1-0	0-1-0		OVERALL		4-12-0		6-3-0		24-6-0			
20-8-0	0-0-0	0-1-0		HOME		3-4-0		3-1-0		14-2-0			
12-13-0	0-1-0	0-0-0		AWAY		1-6-0		3-2-0		8-4-0			
2-2-0	0-0-0	0-0-0		NEUTRAL		0-2-0		0-0-0		2-0-0			
11-12-0	0-1-0	0-1-0		NON-CONFERENCE		2-6-0		5-1-0		4-3-0			
7-6-0	0-0-0	0-1-0		HOME		1-3-0		3-1-0		3-1-0			
4-6-0	0-1-0	0-0-		AWAY		1-3-0		2-0-0		1-2-0			
0-0-0	0-0-0	0-0-0		NEUTRAL		0-0-0		0-0-0		0-0-0			
23-11-0	0-0-0	0-0-0		CONFERENCE		2-6-0		1-2-0		20-3-0			
13-2-0	0-0-0	0-0-0		HOME		2-1-0		0-0-0		11-1-0			
8-7-0	0-0-0	0-0-0		AWAY		0-3-0		1-2-0		7-2-0			
2-2-0	0-0-0	0-0-0		NEUTRAL		0-2-0		0-0-0		2-0-0			
RPI S	Opponent	Score		RPI S	Opponent	Score		RPI S	Opponent	Score			
16 A	Vanderbilt	5	8	48 H	UConn	4	19	58 H	Southeast Mo. St.	6	1		
								58 H	Southeast Mo. St.	3	7		
								58 H	Southeast Mo. St.	8	6		
								58 N	Southeast Mo. St.	4	10		
								67 H	Oklahoma	3	11		
								67 H	Oklahoma	17	7		
								67 H	Oklahoma	1	4		
								70 A	Kentucky	2	3		
								83 H	Missouri St.	4	11		
								92 A	Jacksonville St.	5	8		
								92 A	Jacksonville St.	1	6		
								92 A	Jacksonville St.	12	25		
								92 N	Jacksonville St.	10	12		
								95 A	Mercer	12	13		
								95 A	Mercer	10	7		
								95 A	Mercer	4	14		

Non-Div. I Games:

Austin Peay

67	H	Oklahoma	3	11
67	H	Oklahoma	1	4

RPI	S	Opponent	Score	
215	H	Eastern Ky.	14	4
215	H	Eastern Ky.	10	1
266	H	UT Martin	7	9
266	H	UT Martin	6	5
266	H	UT Martin	8	3
272	H	Eastern Ill.	13	6
272	H	Eastern Ill.	5	3
272	H	Eastern Ill.	6	3
280	A	SIUE	7	4
280	A	SIUE	12	9
280	A	SIUE	14	3
293	H	Alcorn	12	0

Average RPI Win: 147		WON-LOST RECORD	WINNING PCT. RANK	LAST 15 GAMES	STRENGTH OF SCHEDULE	OPP. STRENGTH OF SCHEDULE	TEAM RPI	ADJ RPI	CONF. RPI	ADJ CONF. RPI							
Average RPI Loss: 87																	
DIV. I ONLY		32-24-0	.57143	89	7-8-0	157	72	104	.51939	104	7	7					
DIV. I NON-CONF.		16-13-0	.55172	113	1-1-0	183	58	124	.50809	124	7	7					
<hr/>																	
TOTALS		RPI 1-25		RPI 26-50		W-L RECORDS		RPI 51-100		RPI 101-150		RPI 150+					
32-24-0		0-1-0		2-4-0		OVERALL		13-11-0		3-5-0		14-3-0					
19-6-0		0-0-0		0-0-0		HOME		8-4-0		0-1-0		11-1-0					
10-13-0		0-1-0		2-4-0		AWAY		4-4-0		3-2-0		1-2-0					
3-5-0		0-0-0		0-0-0		NEUTRAL		1-3-0		0-2-0		2-0-0					
16-13-0		0-1-0		0-3-0		NON-CONFERENCE		6-3-0		2-3-0		8-3-0					
9-4-0		0-0-0		0-0-0		HOME		4-2-0		0-1-0		5-1-0					
5-6-0		0-1-0		0-0-		AWAY		2-0-0		2-0-0		1-2-0					
2-3-0		0-0-0		0-0-0		NEUTRAL		0-1-0		0-2-0		2-0-0					
16-11-0		0-0-0		2-1-0		CONFERENCE		7-8-0		1-2-0		6-0-0					
10-2-0		0-0-0		0-0-0		HOME		4-2-0		0-0-0		6-0-0					
5-7-0		0-0-0		2-1-0		AWAY		2-4-0		1-2-0		0-0-0					
1-2-0		0-0-0		0-0-0		NEUTRAL		1-2-0		0-0-0		0-0-0					
RPI	S	Opponent		Score		RPI	S	Opponent		Score		RPI	S	Opponent		Score	
2	A	Louisville		2 9		42	A	Cal St. Fullerton		3 8		53	A	Nebraska		1 4	
						42	A	Cal St. Fullerton		2 3		53	A	Nebraska		0 3	
						42	A	Cal St. Fullerton		1 6		53	A	Nebraska		0 2	
						50	A	Minnesota		12 8		53	N	Nebraska		6 2	
						50	A	Minnesota		6 8		55	H	Illinois		3 1	
						50	A	Minnesota		3 2		55	H	Illinois		4 1	
												55	H	Illinois		1 2	
												60	N	Maryland		0 3	
												60	N	Maryland		3 5	
												69	A	Indiana St.		7 5	
												69	H	Indiana St.		1 5	
												69	H	Indiana St.		5 3	
												70	H	Kentucky		3 2	
												72	A	Xavier		8 0	
												73	H	Iowa		7 1	
												73	H	Iowa		5 6	
												73	H	Iowa		8 2	
												78	A	Michigan St.		8 4	
												78	A	Michigan St.		3 2	
												78	A	Michigan St.		0 9	

Non-Div. I Games:

Indiana

				RPI	S	Opponent	Score		
53	A	Nebraska	1	4	96	N	Notre Dame	0	5
2	A	Louisville	2	9	97	H	Western Caro.	9	1
					97	H	Western Caro.	1	4
					97	H	Western Caro.	3	2
</									

SFA

Average RPI Win: 147		WON-LOST RECORD		WINNING PCT. RANK		LAST 15 GAMES		STRENGTH OF SCHEDULE		OPP. STRENGTH OF SCHEDULE		TEAM RPI		ADJ RPI		CONF. RPI		ADJ CONF. RPI				
DIV. I ONLY		30-30-0		.5 147		7-8-0		89		109		105		.51906 105		12		12				
DIV. I NON-CONF.		12-12-0		.5 146		1-3-0		41		98		64		.54267 64		10		10				
TOTALS		RPI 1-25		RPI 26-50		W-L RECORDS		RPI 51-100		RPI 101-150		RPI 150+										
30-30-0		1-3-0		2-4-0		OVERALL		5-11-0		9-6-0		13-6-0										
14-9-0		0-0-0		0-0-0		HOME		1-6-0		4-1-0		9-2-0										
12-18-0		0-2-0		1-2-0		AWAY		3-5-0		4-5-0		4-4-0										
4-3-0		1-1-0		1-2-0		NEUTRAL		1-0-0		1-0-0		0-0-0										
12-12-0		1-3-0		0-0-0		NON-CONFERENCE		2-4-0		5-3-0		4-2-0										
5-2-0		0-0-0		0-0-0		HOME		0-1-0		1-1-0		4-0-0										
6-9-0		0-2-0		0-0-		AWAY		2-3-0		4-2-0		0-2-0										
1-1-0		1-1-0		0-0-0		NEUTRAL		0-0-0		0-0-0		0-0-0										
18-18-0		0-0-0		2-4-0		CONFERENCE		3-7-0		4-3-0		9-4-0										
9-7-0		0-0-0		0-0-0		HOME		1-5-0		3-0-0		5-2-0										
6-9-0		0-0-0		1-2-0		AWAY		1-2-0		0-3-0		4-2-0										
3-2-0		0-0-0		1-2-0		NEUTRAL		1-0-0		1-0-0		0-0-0										
RPI	S	Opponent		Score		RPI	S	Opponent		Score		RPI	S	Opponent		Score						
4	A	Texas A&M		1	21	40	A	Sam Houston St.		3	7	51	A	Northwestern St.		2	4	102	H	McNeese St.	11	2
6	A	TCU		2	3	40	A	Sam Houston St.		6	8	51	A	Northwestern St.		4	1	102	H	McNeese St.	12	6
21	N	Oklahoma St.		2	8	40	A	Sam Houston St.		8	4	51	A	Northwestern St.		3	10	102	H	McNeese St.	8	2
21	N	Oklahoma St.		5	4	40	N	Sam Houston St.		3	5	58	A	Southeast Mo. St.		5	9	114	A	Central Ark.	7	9
						40	N	Sam Houston St.		1	0	58	A	Southeast Mo. St.		6	15	114	A	Central Ark.	4	5
						40	N	Sam Houston St.		2	8	58	A	Southeast Mo. St.		3	2	114	A	Central Ark.	2	3
												77	H	Lamar		0	12	114	N	Central Ark.	10	4
												77	H	Lamar		9	10	126	A	Kansas St.	6	5
												77	H	Lamar		6	13	126	A	Kansas St.	5	11
												77	N	Lamar		5	2	132	H	Little Rock	2	7
												86	H	New Orleans		11	19	145	A	New Mexico St.	8	2
												86	H	New Orleans		4	5	145	A	New Mexico St.	5	4
												86	H	New Orleans		16	6	145	A	New Mexico St.	14	7
												99	A	UT Arlington		7	13	145	A	New Mexico St.	6	7
												99	A	UT Arlington		12	1	149	H	La.-Monroe	6	2
												99	H	UT Arlington		5	13	160	H	Sacred Heart	15	1
																		160	H	Sacred Heart	7	5
																		160	H	Sacred Heart	13	11
																		183	A	Wichita St.	2	10
																		183	A	Wichita St.	4	12
																		194	A	Houston Baptist	2	6
																		194	A	Houston Baptist	1	12
																		194	A	Houston Baptist	15	3
																		194	H	Houston Baptist	8	7
																		216	A	Abilene Christian	7	2
																		216	A	Abilene Christian	13	4
																		216	A	Abilene Christian	11	2
				LAST 15 GAMES																		
				40	N	Sam Houston St.		2	8	77	H	Lamar		6	13	194	A	Houston Baptist	15	3		
				40	N	Sam Houston St.		1	0	6	A	TCU		2	3	194	H	Houston Baptist	8	7		
				114	N	Central Ark.		10	4	58	A	Southeast Mo. St.		5	9	216	A	Abilene Christian	7	2		
				77	N	Lamar		5	2					216	A	Abilene Christian	13	4				
				40	N	Sam Houston St.		3	5					216	A	Abilene Christian	11	2				

Non-Div. I Games:

SFA

SFA

77	H	Lamar	0	12
77	H	Lamar	9	10

Through Games Of June 30, 2016

RPI	S	Opponent	Score	
229	H	A&M-Corpus Christi	7	6
229	H	A&M-Corpus Christi	3	2
229	H	A&M-Corpus Christi	9	11
273	H	Incarnate Word	11	1
273	H	Incarnate Word	7	1
273	H	Incarnate Word	4	14
282	H	Texas Southern	17	3

SFA

S
F
A

S
F
A

Average RPI Win: 180		WON-LOST	WINNING	LAST 15	STRENGTH OF		OPP. STRENGTH	TEAM	ADJ		CONF.	ADJ CONF.		
Average RPI Loss: 113		RECORD	PCT. RANK	GAMES	SCHEDULE		OF SCHEDULE	RPI	RPI		RPI	RPI		
DIV. I ONLY		32-24-0	.57143	89	6-9-0		114	165	106	.51843	106	17	17	
DIV. I NON-CONF.		17-12-0	.58621	91	0-3-0		127	184	111	.51526	111	18	18	
TOTALS		RPI 1-25	RPI 26-50		W-L RECORDS		RPI 51-100		RPI 101-150		RPI 150+			
32-24-0		1-3-0	3-4-0		OVERALL		3-3-0		1-3-0		24-11-0			
22-9-0		0-0-0	3-2-0		HOME		1-1-0		1-2-0		17-4-0			
9-13-0		1-3-0	0-2-0		AWAY		2-2-0		0-0-0		6-6-0			
1-2-0		0-0-0	0-0-0		NEUTRAL		0-0-0		0-1-0		1-1-0			
17-12-0		0-1-0	3-4-0		NON-CONFERENCE		3-3-0		0-0-0		11-4-0			
14-5-0		0-0-0	3-2-0		HOME		1-1-0		0-0-0		10-2-0			
3-7-0		0-1-0	0-0-		AWAY		2-2-0		0-0-0		1-2-0			
0-0-0		0-0-0	0-0-0		NEUTRAL		0-0-0		0-0-0		0-0-0			
15-12-0		1-2-0	0-0-0		CONFERENCE		0-0-0		1-3-0		13-7-0			
8-4-0		0-0-0	0-0-0		HOME		0-0-0		1-2-0		7-2-0			
6-6-0		1-2-0	0-0-0		AWAY		0-0-0		0-0-0		5-4-0			
1-2-0		0-0-0	0-0-0		NEUTRAL		0-0-0		0-1-0		1-1-0			
RPI	S	Opponent	Score		RPI	S	Opponent	Score		RPI	S	Opponent	Score	
5	A	Coastal Caro.	5	2	27	H	East Carolina	5	1	110	H	Liberty	10	11
5	A	Coastal Caro.	0	4	28	A	Wake Forest	3	8	60	A	Maryland	4	3
5	A	Coastal Caro.	5	17	28	H	Wake Forest	2	9	60	A	Maryland	7	2
19	A	North Carolina	1	8	30	A	UNCW	6	11	76	A	UNCG	5	13
					30	H	UNCW	1	5	76	H	UNCG	3	9
					37	H	Wright St.	5	4	76	H	UNCG	15	5
					37	H	Wright St.	11	6					

Non-Div. I Games:

High Point

High Point

110 H Liberty	10	11
159 A Campbell	11	1

Through Games Of June 30, 2016

RPI	S	Opponent	Score	
252	H	Marist	6	8
252	H	Marist	4	2
252	H	Marist	9	7
269	H	Rider	4	2
269	H	Rider	10	2
269	H	Rider	6	4
277	H	La Salle	4	0
277	H	La Salle	5	1
278	A	N.C. Central	1	14
285	A	UNC Asheville	11	2
285	A	UNC Asheville	8	0
285	A	UNC Asheville	6	4

High Point

H
i
g
h
P
o
i
n
t

H
i
g
h
P
o
i
n
t

Average RPI Win: 198		WON-LOST	WINNING	LAST 15	STRENGTH OF		OPP. STRENGTH	TEAM	ADJ		CONF.	ADJ CONF.		
Average RPI Loss: 175		RECORD	PCT. RANK	GAMES	SCHEDULE		OF SCHEDULE	RPI	RPI		RPI	RPI		
DIV. I ONLY		30-25-0	.54545	108	10-5-0		175	254	107	.51608	107	20	20	
DIV. I NON-CONF.		8-20-0	.28571	263	0-3-0		191	282	240	.45222	240	19	19	
TOTALS		RPI 1-25	RPI 26-50		W-L RECORDS		RPI 51-100		RPI 101-150		RPI 150+			
30-25-0	0-1-0	0-1-0		OVERALL		4-3-0		0-5-0		26-15-0				
14-1-0	0-0-0	0-0-0		HOME		3-0-0		0-0-0		11-1-0				
13-23-0	0-1-0	0-0-0		AWAY		0-3-0		0-5-0		13-14-0				
3-1-0	0-0-0	0-1-0		NEUTRAL		1-0-0		0-0-0		2-0-0				
8-20-0	0-1-0	0-1-0		NON-CONFERENCE		0-3-0		0-5-0		8-10-0				
3-0-0	0-0-0	0-0-0		HOME		0-0-0		0-0-0		3-0-0				
5-19-0	0-1-0	0-0-		AWAY		0-3-0		0-5-0		5-10-0				
0-1-0	0-0-0	0-1-0		NEUTRAL		0-0-0		0-0-0		0-0-0				
22-5-0	0-0-0	0-0-0		CONFERENCE		4-0-0		0-0-0		18-5-0				
11-1-0	0-0-0	0-0-0		HOME		3-0-0		0-0-0		8-1-0				
8-4-0	0-0-0	0-0-0		AWAY		0-0-0		0-0-0		8-4-0				
3-0-0	0-0-0	0-0-0		NEUTRAL		1-0-0		0-0-0		2-0-0				
RPI	S	Opponent	Score		RPI	S	Opponent	Score		RPI	S	Opponent	Score	
4	A	Texas A&M	2	4	50	N	Minnesota	5	8	66	H	Hartford	5	3
										123	A	Penn St.	2	5
										66	H	Hartford	10	9
										66	H	Hartford	12	1
										66	N	Hartford	9	6
										76	A	UNCG	4	19
										76	A	UNCG	2	5
										76	A	UNCG	9	10
										150	A	Delaware	7	9
										150	A	Delaware	2	13
										162	H	Stony Brook	7	3
										162	H	Stony Brook	11	5
										162	H	Stony Brook	2	0
										162	N	Stony Brook	6	3
										172	A	UMBC	6	4
										172	A	UMBC	7	5
										172	A	UMBC	4	5
										194	A	Houston Baptist	11	9
										194	A	Houston Baptist	3	4
										194	A	Houston Baptist	4	11
										194	A	Houston Baptist	5	8
										211	A	Albany (NY)	3	2
										211	A	Albany (NY)	3	4
										211	A	Albany (NY)	13	5
										211	H	Albany (NY)	8	6
										211	H	Albany (NY)	7	4
										211	H	Albany (NY)	9	4
										211	N	Albany (NY)	6	3
										221	A	UMass Lowell	7	8
										221	A	UMass Lowell	5	0
										221	A	UMass Lowell	1	2
										222	A	St. Bonaventure	4	2
LAST 15 GAMES														
					50	N	Minnesota	5	8	245	H	Maine	7	3
					4	A	Texas A&M	2	4	211	A	Albany (NY)	3	4
					162	N	Stony Brook	6	3	211	A	Albany (NY)	3	2
					66	N	Hartford	9	6					
					211	N	Albany (NY)	6	3					

Non-Div. I Games:

Binghamton

245 H Maine	7	12
245 H Maine	4	2

RPI	S	Opponent	Score	
234	A	Penn	0	1
234	A	Penn	7	0
234	A	Penn	2	6
242	A	Siena	7	8
245	A	Maine	2	0
245	A	Maine	6	1
245	A	Maine	8	1
245	H	Maine	4	2
245	H	Maine	7	3
245	H	Maine	7	12
251	A	Cornell	2	3
252	A	Marist	15	7
252	A	Marist	1	6
257	A	VMI	15	10
257	A	VMI	1	2
257	A	VMI	9	15
261	H	Bucknell	14	2
279	H	NYIT	3	2
279	H	NYIT	23	1

Average RPI Win: 208		WON-LOST RECORD		WINNING PCT. RANK		LAST 15 GAMES		STRENGTH OF SCHEDULE		OPP. STRENGTH OF SCHEDULE		TEAM RPI		ADJ RPI		CONF. RPI		ADJ CONF. RPI	
DIV. I ONLY		24-21-0		.53333 120		7-8-0		144		239		108		.51607 108		25		25	
DIV. I NON-CONF.		9-13-0		.40909 201		1-2-0		9		212		60		.54575 60		22		22	
TOTALS		RPI 1-25		RPI 26-50		W-L RECORDS		RPI 51-100		RPI 101-150		RPI 150+							
24-21-0		0-4-0		0-1-0		OVERALL		0-2-0		4-3-0		20-11-0							
9-3-0		0-0-0		0-0-0		HOME		0-0-0		1-0-0		8-3-0							
12-15-0		0-4-0		0-0-0		AWAY		0-2-0		2-3-0		10-6-0							
3-3-0		0-0-0		0-1-0		NEUTRAL		0-0-0		1-0-0		2-2-0							
9-13-0		0-4-0		0-1-0		NON-CONFERENCE		0-2-0		4-3-0		5-3-0							
1-1-0		0-0-0		0-0-0		HOME		0-0-0		1-0-0		0-1-0							
7-10-0		0-4-0		0-0-		AWAY		0-2-0		2-3-0		5-1-0							
1-2-0		0-0-0		0-1-0		NEUTRAL		0-0-0		1-0-0		0-1-0							
15-8-0		0-0-0		0-0-0		CONFERENCE		0-0-0		0-0-0		15-8-0							
8-2-0		0-0-0		0-0-0		HOME		0-0-0		0-0-0		8-2-0							
5-5-0		0-0-0		0-0-0		AWAY		0-0-0		0-0-0		5-5-0							
2-1-0		0-0-0		0-0-0		NEUTRAL		0-0-0		0-0-0		2-1-0							
RPI S	Opponent	Score		RPI S	Opponent	Score		RPI S	Opponent	Score		RPI S	Opponent	Score					
2 A	Louisville	2	4	40 N	Sam Houston St.	2	7	82 A	Old Dominion	4	10	123 N	Penn St.	6	2				
2 A	Louisville	1	9					82 A	Old Dominion	6	7	134 A	Navy	0	1				
2 A	Louisville	0	11									134 A	Navy	0	1				
17 A	UL Lafayette	3	5									134 A	Navy	0	7				
												134 A	Navy	4	1				
												135 A	St. John's (NY)	9	4				
												144 H	Seton Hall	7	4				
												179 A	Georgetown	4	0				
												179 A	Georgetown	8	4				
												179 A	Georgetown	3	4				
												179 A	Georgetown	7	3				
												181 H	Monmouth	3	7				
												182 A	Columbia	6	2				
												182 A	Columbia	4	8				
												182 A	Columbia	7	8				
												182 A	Columbia	4	5				
												195 A	Richmond	5	3				
												212 A	Yale	1	6				
												212 A	Yale	3	6				
												212 N	Yale	6	2				
												212 N	Yale	2	1				
												212 N	Yale	7	8				
												226 H	Dartmouth	2	1				
												226 H	Dartmouth	9	8				
												234 H	Penn	5	1				
												234 H	Penn	2	5				
												234 H	Penn	3	1				
				LAST 15 GAMES															
				40 N	Sam Houston St.	2	7	251 A	Cornell	6	1								
				17 A	UL Lafayette	3	5	251 A	Cornell	4	3								
				212 N	Yale	2	1	182 A	Columbia	7	8								
				212 N	Yale	6	2												
				212 N	Yale	7	8												

Non-Div. I Games:

Princeton

251	H	Cornell	7	2
251	H	Cornell	3	4

RPI	S	Opponent	Score	
234	H	Penn	7	2
237	A	Brown	25	7
237	A	Brown	11	9
239	H	Harvard	14	5
239	H	Harvard	4	1
251	A	Cornell	6	1
251	A	Cornell	4	3
251	H	Cornell	3	4
251	H	Cornell	7	2
269	A	Rider	7	2
279	N	NYIT	1	2

Princeton

P
r
i
n
c
e
t
o
n

P
r
i
n
c
e
t
o
n

Bradley

122	A	Southern Ill.	7	1
122	A	Southern Ill.	6	1

RPI	S	Opponent	Score	
267	H	Western Ill.	6	3
273	A	Incarnate Word	2	6
276	A	Butler	1	3
276	A	Butler	9	5
282	N	Texas Southern	7	9

Bradley

B
r
a
d
l
e
y

B
r
a
d
l
e
y

Average RPI Win:	150	WON-LOST RECORD	WINNING PCT. RANK	LAST 15 GAMES	STRENGTH OF SCHEDULE	OPP. STRENGTH OF SCHEDULE	TEAM RPI	ADJ RPI	CONF. RPI	ADJ CONF. RPI		
DIV. I ONLY		31-28-0	.52542	127	9-6-0	93	104	110	.51591	110	17	17
DIV. I NON-CONF.		16-15-0	.51613	143	1-1-0	38	63	97	.52662	97	18	18
<hr/>												
TOTALS	RPI 1-25	RPI 26-50		W-L RECORDS		RPI 51-100		RPI 101-150		RPI 150+		
31-28-0	0-5-0	3-4-0		OVERALL		7-5-0		5-1-0		16-13-0		
18-11-0	0-4-0	2-2-0		HOME		4-3-0		2-0-0		10-2-0		
7-15-0	0-0-0	0-1-0		AWAY		1-2-0		2-1-0		4-11-0		
6-2-0	0-1-0	1-1-0		NEUTRAL		2-0-0		1-0-0		2-0-0		
16-15-0	0-1-0	3-4-0		NON-CONFERENCE		7-5-0		2-0-0		4-5-0		
10-7-0	0-1-0	2-2-0		HOME		4-3-0		2-0-0		2-1-0		
3-7-0	0-0-0	0-0-		AWAY		1-2-0		0-0-0		2-4-0		
3-1-0	0-0-0	1-1-0		NEUTRAL		2-0-0		0-0-0		0-0-0		
15-13-0	0-4-0	0-0-0		CONFERENCE		0-0-0		3-1-0		12-8-0		
8-4-0	0-3-0	0-0-0		HOME		0-0-0		0-0-0		8-1-0		
4-8-0	0-0-0	0-0-0		AWAY		0-0-0		2-1-0		2-7-0		
3-1-0	0-1-0	0-0-0		NEUTRAL		0-0-0		1-0-0		2-0-0		
RPI	S	Opponent	Score	RPI	S	Opponent	Score	RPI	S	Opponent	Score	
5	H	Coastal Caro.	3 12	29	A	Duke	1 6	60	A	Maryland	9 10	
5	H	Coastal Caro.	3 17	29	H	Duke	7 8	60	H	Maryland	5 4	
5	H	Coastal Caro.	6 14	29	N	Duke	1 0	64	N	Marshall	9 8	
5	N	Coastal Caro.	0 1	36	N	Ohio St.	4 5	64	N	Marshall	7 3	
23	H	Virginia	3 7	48	H	UConn	5 4	71	H	Kent St.	0 2	
				48	H	UConn	8 5	71	H	Kent St.	1 8	
				48	H	UConn	5 7	71	H	Kent St.	5 6	
								71	H	Kent St.	4 2	
								82	A	Old Dominion	6 7	
								82	H	Old Dominion	7 6	
								89	A	William & Mary	10 7	
								89	H	William & Mary	8 4	

Non-Div. I Games:

Liberty

106	A	High Point	11	10
106	A	High Point	8	11

RPI	S	Opponent	Score	
205	H	Central Conn. St.	7	5
206	A	Elon	5	10
236	H	Charleston So.	1	6
236	H	Charleston So.	9	6
236	H	Charleston So.	10	2
285	H	UNC Asheville	7	6
285	H	UNC Asheville	6	5
285	H	UNC Asheville	11	5

L
i
b
e
r
t
y

L
i
b
e
r
t
y

Average RPI Win: 174		WON-LOST	WINNING	LAST 15	STRENGTH OF		OPP. STRENGTH	TEAM	ADJ		CONF.	ADJ CONF.		
Average RPI Loss: 96		RECORD	PCT. RANK	GAMES	SCHEDULE		OF SCHEDULE	RPI	RPI		RPI	RPI		
DIV. I ONLY		27-28-0	.49091	159	7-8-0		91	159	111	.5157	111	7	7	
DIV. I NON-CONF.		18-13-0	.58065	95	3-0-0		159	228	81	.53316	81	7	7	
TOTALS		RPI 1-25	RPI 26-50		W-L RECORDS		RPI 51-100		RPI 101-150		RPI 150+			
27-28-0		0-3-0	2-7-0		OVERALL		4-8-0		8-5-0		13-5-0			
16-6-0		0-0-0	0-0-0		HOME		1-2-0		6-2-0		9-2-0			
10-22-0		0-3-0	2-7-0		AWAY		3-6-0		2-3-0		3-3-0			
1-0-0		0-0-0	0-0-0		NEUTRAL		0-0-0		0-0-0		1-0-0			
18-13-0		0-3-0	1-2-0		NON-CONFERENCE		1-2-0		4-3-0		12-3-0			
10-0-0		0-0-0	0-0-0		HOME		0-0-0		2-0-0		8-0-0			
7-13-0		0-3-0	1-0-		AWAY		1-2-0		2-3-0		3-3-0			
1-0-0		0-0-0	0-0-0		NEUTRAL		0-0-0		0-0-0		1-0-0			
9-15-0		0-0-0	1-5-0		CONFERENCE		3-6-0		4-2-0		1-2-0			
6-6-0		0-0-0	0-0-0		HOME		1-2-0		4-2-0		1-2-0			
3-9-0		0-0-0	1-5-0		AWAY		2-4-0		0-0-0		0-0-0			
0-0-0		0-0-0	0-0-0		NEUTRAL		0-0-0		0-0-0		0-0-0			
RPI	S	Opponent	Score		RPI	S	Opponent	Score		RPI	S	Opponent	Score	
3	A	Miami (FL)	1	4	34	A	Fla. Atlantic	8	9	53	H	Nebraska	4	8
3	A	Miami (FL)	1	8	34	A	Fla. Atlantic	5	4	53	H	Nebraska	3	2
3	A	Miami (FL)	0	2	34	A	Fla. Atlantic	2	3	53	H	Nebraska	1	8
					36	A	Ohio St.	7	4	60	A	Maryland	7	5
					36	A	Ohio St.	3	11	60	A	Maryland	5	4
					36	A	Ohio St.	1	2	60	A	Maryland	0	6
					39	A	Michigan	1	14	78	A	Michigan St.	4	5
					39	A	Michigan	1	13	78	A	Michigan St.	2	5
					39	A	Michigan	5	12	78	A	Michigan St.	5	6
										82	A	Old Dominion	4	7
										82	A	Old Dominion	2	4
										82	A	Old Dominion	5	2

Non-Div. I Games:

Rutgers

60	A	Maryland	7	5
60	A	Maryland	5	4

RPI	S	Opponent	Score	
284	H	Iona	13	8
291	H	Delaware St.	12	8
295	H	Saint Peter's	12	3
295	H	Saint Peter's	10	1

R
u
t
g
e
r
s

R
u
t
g
e
r
s

Rutgers

Average RPI Win:	166	WON-LOST RECORD	WINNING PCT. RANK	LAST 15 GAMES	STRENGTH OF SCHEDULE	OPP. STRENGTH OF SCHEDULE	TEAM RPI	ADJ RPI	CONF. RPI	ADJ CONF. RPI	
Average RPI Loss:	106										
DIV. I ONLY		27-32-0	.45763 184	7-8-0	47	135	112	.5156 112	15	15	
DIV. I NON-CONF.		15-18-0	.45455 173	1-1-0	24	75	80	.53372 80	17	17	
<hr/>											
TOTALS	RPI 1-25	RPI 26-50		W-L RECORDS		RPI 51-100		RPI 101-150		RPI 150+	
27-32-0	1-6-0	1-1-0		OVERALL		3-9-0		5-7-0		17-9-0	
13-11-0	0-1-0	1-0-0		HOME		2-4-0		3-2-0		7-4-0	
11-18-0	1-5-0	0-1-0		AWAY		0-3-0		2-4-0		8-5-0	
3-3-0	0-0-0	0-0-0		NEUTRAL		1-2-0		0-1-0		2-0-0	
<hr/>											
15-18-0	1-6-0	1-1-0		NON-CONFERENCE		1-3-0		3-5-0		9-3-0	
7-5-0	0-1-0	1-0-0		HOME		1-2-0		1-1-0		4-1-0	
8-12-0	1-5-0	0-0-		AWAY		0-0-0		2-4-0		5-2-0	
0-1-0	0-0-0	0-0-0		NEUTRAL		0-1-0		0-0-0		0-0-0	
<hr/>											
12-14-0	0-0-0	0-0-0		CONFERENCE		2-6-0		2-2-0		8-6-0	
6-6-0	0-0-0	0-0-0		HOME		1-2-0		2-1-0		3-3-0	
3-6-0	0-0-0	0-0-0		AWAY		0-3-0		0-0-0		3-3-0	
3-2-0	0-0-0	0-0-0		NEUTRAL		1-1-0		0-1-0		2-0-0	
<hr/>											
RPI S	Opponent	Score		RPI S	Opponent	Score		RPI S	Opponent	Score	
1 A	Florida	2	4	34 A	Fla. Atlantic	2	5	55 H	Illinois	2 4	
1 A	Florida	4	8	34 H	Fla. Atlantic	3	2	55 H	Illinois	2 4	
1 A	Florida	3	12					55 H	Illinois	3 2	
3 A	Miami (FL)	3	8					63 H	North Florida	10 11	
3 A	Miami (FL)	2	6					63 H	North Florida	4 2	
3 H	Miami (FL)	0	4					63 H	North Florida	3 6	
11 A	Florida St.	11	8					63 N	North Florida	3 2	
								63 N	North Florida	6 12	
								78 N	Michigan St.	6 7	
								84 A	Jacksonville	0 5	
								84 A	Jacksonville	3 4	
								84 A	Jacksonville	3 6	
										147 H Stetson	
										147 H Stetson	
										147 H Stetson	
										147 N Stetson	
										161 H Kennesaw St.	
										161 H Kennesaw St.	
										161 H Kennesaw St.	
										161 N Kennesaw St.	
										163 A Bethune-Cookman	
										163 A Bethune-Cookman	
										163 A Bethune-Cookman	
										169 A South Fla.	
										169 H South Fla.	
										193 A Lipscomb	
										193 A Lipscomb	
										193 A Lipscomb	
										193 N Lipscomb	
										218 H Quinnipiac	
										218 H Quinnipiac	
<hr/>											
LAST 15 GAMES											
147 N Stetson				4	5	161 H Kennesaw St.				2	7
63 N North Florida				3	2	3 A Miami (FL)				3	8
193 N Lipscomb				8	6	193 A Lipscomb				7	4
161 N Kennesaw St.				6	0						
63 N North Florida				6	12						

161 H Kennesaw St.	7	8
161 H Kennesaw St.	1	7

RPI	S	Opponent	Score	
218	H	Quinnipiac	8	4
218	H	Quinnipiac	9	10
223	A	USC Upstate	18	21
223	A	USC Upstate	3	7
223	A	USC Upstate	15	13
247	A	ETSU	7	4
247	A	ETSU	4	6
247	A	ETSU	11	10
263	H	NJIT	6	5
263	H	NJIT	10	1
263	H	NJIT	4	3

F
G
C
U

F
G
C
U

Average RPI Win: 110		WON-LOST RECORD		WINNING PCT. RANK		LAST 15 GAMES		STRENGTH OF SCHEDULE		OPP. STRENGTH OF SCHEDULE		TEAM RPI		ADJ RPI		CONF. RPI		ADJ CONF. RPI					
Average RPI Loss: 76																							
DIV. I ONLY		24-29-0		.45283 186		6-9-0		28		45		113		.51559 113		3		3					
DIV. I NON-CONF.		14-13-0		.51852 138		1-1-0		32		96		105		.51954 105		3		3					
TOTALS		RPI 1-25		RPI 26-50		W-L RECORDS		RPI 51-100		RPI 101-150		RPI 150+											
24-29-0		5-8-0		1-1-0		OVERALL		5-10-0		4-8-0		9-2-0											
16-16-0		4-6-0		0-1-0		HOME		2-3-0		1-4-0		9-2-0											
8-11-0		1-1-0		1-0-0		AWAY		3-7-0		3-3-0		0-0-0											
0-2-0		0-1-0		0-0-0		NEUTRAL		0-0-0		0-1-0		0-0-0											
14-13-0		2-1-0		1-1-0		NON-CONFERENCE		3-6-0		1-4-0		7-1-0											
11-9-0		1-0-0		0-1-0		HOME		2-3-0		1-4-0		7-1-0											
3-4-0		1-1-0		1-0-0		AWAY		1-3-0		0-0-0		0-0-0											
0-0-0		0-0-0		0-0-0		NEUTRAL		0-0-0		0-0-0		0-0-0											
10-16-0		3-7-0		0-0-0		CONFERENCE		2-4-0		3-4-0		2-1-0											
5-7-0		3-6-0		0-0-0		HOME		0-0-0		0-0-0		2-1-0											
5-7-0		0-0-0		0-0-0		AWAY		2-4-0		3-3-0		0-0-0											
0-2-0		0-1-0		0-0-0		NEUTRAL		0-0-0		0-1-0		0-0-0											
RPI	S	Opponent		Score		RPI	S	Opponent		Score		RPI	S	Opponent		Score		RPI	S	Opponent		Score	
6	H	TCU		3 7		40	A	Sam Houston St.		5 1		52	H	Washington		2 7		102	H	McNeese St.		7 12	
6	H	TCU		8 5		40	H	Sam Houston St.		5 6		52	H	Washington		9 5		125	H	San Diego		6 3	
6	H	TCU		4 3								52	H	Washington		1 7		125	H	San Diego		3 5	
6	N	TCU		5 12								54	A	West Virginia		8 6		126	A	Kansas St.		7 5	
14	H	Texas Tech		4 3								54	A	West Virginia		1 5		126	A	Kansas St.		4 10	
14	H	Texas Tech		0 5								54	A	West Virginia		0 10		126	A	Kansas St.		7 11	
14	H	Texas Tech		5 6								57	A	Houston		4 10		128	A	Texas		2 1	
21	H	Oklahoma St.		7 10								57	A	Houston		4 2		128	A	Texas		6 7	
21	H	Oklahoma St.		1 3								57	A	Houston		2 11		128	A	Texas		3 1	
21	H	Oklahoma St.		2 6								67	A	Oklahoma		6 1		128	N	Texas		3 15	
25	A	Dallas Baptist		3 5								67	A	Oklahoma		3 4		145	H	New Mexico St.		5 9	
25	A	Dallas Baptist		19 6								67	A	Oklahoma		6 7		145	H	New Mexico St.		4 7	
25	H	Dallas Baptist		8 3								77	H	Lamar		6 3		151	H	Texas St.		3 12	
												99	A	UT Arlington		3 6		162	H	Stony Brook		6 5	
												99	H	UT Arlington		2 9		162	H	Stony Brook		16 2	
																		162	H	Stony Brook		20 4	
																		187	H	UTSA		5 4	
																		188	H	Wofford		9 5	
																		188	H	Wofford		4 0	
																		199	H	Kansas		5 2	
																		199	H	Kansas		2 1	
																		199	H	Kansas		1 6	
																		273	H	Incarnate Word		8 7	
LAST 15 GAMES																							
128 N Texas						3 15						6 H TCU						4 3					
6 N TCU						5 12						102 H McNeese St.						7 12					
128 A Texas						6 7						54 A West Virginia						1 5					
128 A Texas						3 1																	
128 A Texas						2 1																	

Non-Div. I Games:

Baylor

6 H TCU	3	7
6 H TCU	8	5

B
a
y
l
o
r

B
a
y
l
o
r

Average RPI Win: 171		WON-LOST	WINNING	LAST 15	STRENGTH OF		OPP. STRENGTH	TEAM	ADJ		CONF.	ADJ CONF.			
Average RPI Loss: 80		RECORD	PCT. RANK	GAMES	SCHEDULE		OF SCHEDULE	RPI	RPI		RPI	RPI			
DIV. I ONLY		29-27-0	.51786	131	11-4-0		88	148	114	.51506	114	12	12		
DIV. I NON-CONF.		12-11-0	.52174	130	3-0-0		149	230	146	.49839	146	10	10		
TOTALS		RPI 1-25	RPI 26-50		W-L RECORDS		RPI 51-100		RPI 101-150		RPI 150+				
29-27-0		0-1-0	3-7-0		OVERALL		5-12-0		6-4-0		15-3-0				
21-6-0		0-0-0	3-0-0		HOME		1-5-0		4-0-0		13-1-0				
6-18-0		0-1-0	0-5-0		AWAY		3-7-0		1-3-0		2-2-0				
2-3-0		0-0-0	0-2-0		NEUTRAL		1-0-0		1-1-0		0-0-0				
12-11-0		0-1-0	0-3-0		NON-CONFERENCE		1-6-0		2-1-0		9-0-0				
9-3-0		0-0-0	0-0-0		HOME		0-3-0		1-0-0		8-0-0				
2-7-0		0-1-0	0-0-		AWAY		1-3-0		0-1-0		1-0-0				
1-1-0		0-0-0	0-1-0		NEUTRAL		0-0-0		1-0-0		0-0-0				
17-16-0		0-0-0	3-4-0		CONFERENCE		4-6-0		4-3-0		6-3-0				
12-3-0		0-0-0	3-0-0		HOME		1-2-0		3-0-0		5-1-0				
4-11-0		0-0-0	0-3-0		AWAY		2-4-0		1-2-0		1-2-0				
1-2-0		0-0-0	0-1-0		NEUTRAL		1-0-0		0-1-0		0-0-0				
RPI S	Opponent	Score		RPI S	Opponent	Score		RPI S	Opponent	Score		RPI S	Opponent	Score	
16 A	Vanderbilt	6	8	40 A	Sam Houston St.	0	2	51 H	Northwestern St.	5	7	102 A	McNeese St.	5	4
				40 A	Sam Houston St.	3	6	51 H	Northwestern St.	6	3	102 A	McNeese St.	3	5
				40 A	Sam Houston St.	7	9	51 H	Northwestern St.	2	3	102 A	McNeese St.	4	6
				40 N	Sam Houston St.	2	12	58 A	Southeast Mo. St.	1	0	105 H	SFA	5	4
				44 H	Southeastern La.	3	2	58 A	Southeast Mo. St.	2	6	105 H	SFA	9	7
				44 H	Southeastern La.	13	5	58 A	Southeast Mo. St.	0	6	105 H	SFA	3	2
				44 H	Southeastern La.	3	2	67 A	Oklahoma	0	3	105 N	SFA	4	10
				46 A	Oregon St.	1	7	77 A	Lamar	2	9	132 A	Little Rock	5	6
				46 A	Oregon St.	2	6	77 A	Lamar	5	19	132 H	Little Rock	6	1
				46 N	Oregon St.	2	6	77 A	Lamar	6	7	132 N	Little Rock	7	6
								77 N	Lamar	3	0	184 A	Nicholls St.	7	2
								83 H	Missouri St.	5	6	184 A	Nicholls St.	2	8
								83 H	Missouri St.	1	12	184 A	Nicholls St.	5	6
								83 H	Missouri St.	6	10	191 H	Tennessee Tech	14	6
								86 A	New Orleans	3	7	194 H	Houston Baptist	8	7
								86 A	New Orleans	9	7	194 H	Houston Baptist	2	3
								86 A	New Orleans	4	3	194 H	Houston Baptist	11	0
												271 A	Ark.-Pine Bluff	9	0
												271 H	Ark.-Pine Bluff	4	3
												271 H	Ark.-Pine Bluff	4	0
												272 H	Eastern Ill.	6	5
												272 H	Eastern Ill.	4	3
												272 H	Eastern Ill.	9	1
												272 H	Eastern Ill.	4	2
												273 H	Incarnate Word	20	4
												273 H	Incarnate Word	9	0
												273 H	Incarnate Word	21	10
LAST 15 GAMES				105 N	SFA	4	10	102 A	McNeese St.	4	6				
				40 N	Sam Houston St.	2	12	102 A	McNeese St.	3	5				
				77 N	Lamar	3	0	102 A	McNeese St.	5	4				
				44 H	Southeastern La.	3	2								
				44 H	Southeastern La.	3	2								

Non-Div. I Games:

Central Ark.

44	H	Southeastern La.	13	5
132	N	Little Rock	7	6

RPI	S	Opponent	Score	
300	H	Mississippi Val.	11	1

Central Ark.

C
e
n
t
r
a
l
A
r
k
.

C
e
n
t
r
a
l
A
r
k
.

Seattle

Seattle

Seattle

171 A Sacramento St.	3	0
171 A Sacramento St.	3	6

Through Games Of June 30, 2016

RPI	S	Opponent	Score	
253	H	CSU Bakersfield	7	3
253	H	CSU Bakersfield	6	3
262	H	Bowling Green	3	0
262	H	Bowling Green	9	3
262	H	Bowling Green	7	0
262	H	Bowling Green	7	0
270	H	Northern Colo.	10	3
270	H	Northern Colo.	4	2
270	H	Northern Colo.	8	1
281	H	UTRGV	6	4
281	H	UTRGV	7	4
281	H	UTRGV	5	3
289	A	North Dakota	2	15
289	A	North Dakota	12	6
289	A	North Dakota	7	5
292	A	Chicago St.	14	1
292	A	Chicago St.	12	2
292	A	Chicago St.	12	4

Seattle

S
e
a
t
t
l
e

S
e
a
t
t
l
e

Average RPI Win: 153		WON-LOST	WINNING	LAST 15	STRENGTH OF		OPP. STRENGTH	TEAM	ADJ	CONF.	ADJ CONF.
Average RPI Loss: 87		RECORD	PCT. RANK	GAMES	SCHEDULE		OF SCHEDULE	RPI	RPI	RPI	RPI
DIV. I ONLY		26-27-0	.49057	160	126		77	116	.51382	116	11
DIV. I NON-CONF.		13-13-0	.5	146	108		27	75	.53606	74	8
TOTALS		RPI 1-25	RPI 26-50		W-L RECORDS		RPI 51-100		RPI 101-150		RPI 150+
26-27-0		1-2-0	0-5-0		OVERALL		7-13-0		5-3-0		13-4-0
9-12-0		0-0-0	0-4-0		HOME		2-5-0		2-2-0		5-1-0
17-15-0		1-2-0	0-1-0		AWAY		5-8-0		3-1-0		8-3-0
0-0-0		0-0-0	0-0-0		NEUTRAL		0-0-0		0-0-0		0-0-0
13-13-0		1-2-0	0-2-0		NON-CONFERENCE		4-7-0		1-1-0		7-1-0
3-3-0		0-0-0	0-1-0		HOME		0-1-0		0-1-0		3-0-0
10-10-0		1-2-0	0-0-0		AWAY		4-6-0		1-0-0		4-1-0
0-0-0		0-0-0	0-0-0		NEUTRAL		0-0-0		0-0-0		0-0-0
13-14-0		0-0-0	0-3-0		CONFERENCE		3-6-0		4-2-0		6-3-0
6-9-0		0-0-0	0-3-0		HOME		2-4-0		2-1-0		2-1-0
7-5-0		0-0-0	0-0-0		AWAY		1-2-0		2-1-0		4-2-0
0-0-0		0-0-0	0-0-0		NEUTRAL		0-0-0		0-0-0		0-0-0
RPI S	Opponent	Score	RPI S	Opponent	Score	RPI S	Opponent	Score	RPI S	Opponent	Score
6 A	TCU	5 3	33 H	Gonzaga	0 4	53 A	Nebraska	4 5	118 A	UC Irvine	7 2
6 A	TCU	0 5	33 H	Gonzaga	7 9	53 A	Nebraska	0 3	118 H	UC Irvine	1 5
6 A	TCU	0 1	33 H	Gonzaga	1 4	53 A	Nebraska	0 7	125 A	San Diego	8 5
			41 A	Long Beach St.	4 6	53 A	Nebraska	4 6	125 A	San Diego	1 5
			41 H	Long Beach St.	4 5	56 A	BYU	4 7	125 A	San Diego	7 2
						56 A	BYU	10 5	141 H	San Francisco	3 4
						56 A	BYU	1 4	141 H	San Francisco	5 1
						61 H	St. Mary's (CA)	3 9	141 H	San Francisco	13 4
						61 H	St. Mary's (CA)	5 3	152 A	UC Riverside	5 4
						61 H	St. Mary's (CA)	3 8	152 H	UC Riverside	2 1
						79 A	Southern California	8 0	173 H	Hawaii	13 2
						79 H	Southern California	3 4	186 A	Santa Clara	5 0
						91 H	Pepperdine	0 6	186 A	Santa Clara	11 8
						91 H	Pepperdine	8 9	186 A	Santa Clara	1 9
						91 H	Pepperdine	7 0	227 A	Pacific	1 7
						98 A	FIU	0 6	227 A	Pacific	9 1
						98 A	FIU	10 3	227 A	Pacific	7 4
						98 A	FIU	8 4	231 H	Portland	8 1
						98 A	FIU	5 4	231 H	Portland	1 3
						100 A	UCLA	5 6	231 H	Portland	3 0
									232 A	San Jose St.	13 4
									232 A	San Jose St.	4 3
									232 A	San Jose St.	5 8
									253 A	CSU Bakersfield	17 5
									253 H	CSU Bakersfield	7 3
LAST 15 GAMES			41 H	Long Beach St.	4 5	61 H	St. Mary's (CA)	3 8			
			33 H	Gonzaga	7 9	186 A	Santa Clara	5 0			
			33 H	Gonzaga	0 4	186 A	Santa Clara	11 8			
			33 H	Gonzaga	1 4						
			152 A	UC Riverside	5 4						

Non-Div. I Games:

Loyola Marymount

61 H St. Mary's (CA)	5	3
61 H St. Mary's (CA)	3	9

L
o
y
o
l
a
M
a
r
y
m
o
u
n
t

L
o
y
o
l
a
M
a
r
y
m
o
u
n
t

Average RPI Win: 187		WON-LOST	WINNING	LAST 15	STRENGTH OF		OPP. STRENGTH	TEAM	ADJ		CONF.	ADJ CONF.
Average RPI Loss: 136		RECORD	PCT. RANK	GAMES	SCHEDULE		OF SCHEDULE	RPI	RPI		RPI	RPI
DIV. I ONLY		31-27-0	.53448	116	6-9-0		137	203	117		21	21
DIV. I NON-CONF.		13-12-0	.52	132	0-2-0		65	195	70		23	23
TOTALS		RPI 1-25	RPI 26-50		W-L RECORDS		RPI 51-100		RPI 101-150		RPI 150+	
31-27-0		0-3-0	0-2-0		OVERALL		6-8-0		3-1-0		22-13-0	
17-4-0		0-0-0	0-0-0		HOME		4-0-0		2-1-0		11-3-0	
10-20-0		0-3-0	0-2-0		AWAY		2-7-0		0-0-0		8-8-0	
4-3-0		0-0-0	0-0-0		NEUTRAL		0-1-0		1-0-0		3-2-0	
13-12-0		0-3-0	0-2-0		NON-CONFERENCE		3-4-0		1-0-0		9-3-0	
5-1-0		0-0-0	0-0-0		HOME		1-0-0		0-0-0		4-1-0	
5-10-0		0-3-0	0-0-		AWAY		2-4-0		0-0-0		3-1-0	
3-1-0		0-0-0	0-0-0		NEUTRAL		0-0-0		1-0-0		2-1-0	
18-15-0		0-0-0	0-0-0		CONFERENCE		3-4-0		2-1-0		13-10-0	
12-3-0		0-0-0	0-0-0		HOME		3-0-0		2-1-0		7-2-0	
5-10-0		0-0-0	0-0-0		AWAY		0-3-0		0-0-0		5-7-0	
1-2-0		0-0-0	0-0-0		NEUTRAL		0-1-0		0-0-0		1-1-0	
RPI S	Opponent	Score	RPI S	Opponent	Score	RPI S	Opponent	Score	RPI S	Opponent	Score	
2 A	Louisville	5 9	36 A	Ohio St.	3 7	58 A	Southeast Mo. St.	1 5	103 H	Austin Peay	2 6	
8 A	North Carolina St.	5 7	36 A	Ohio St.	0 1	58 A	Southeast Mo. St.	4 5	103 H	Austin Peay	11 1	
16 A	Vanderbilt	0 6				58 A	Southeast Mo. St.	5 6	103 H	Austin Peay	7 6	
						58 N	Southeast Mo. St.	0 3	119 N	Arkansas St.	2 1	
						64 A	Marshall	5 6	154 H	Longwood	9 8	
						64 H	Marshall	13 0	164 H	Miami (OH)	17 3	
						70 A	Kentucky	5 10	180 N	Omaha	5 6	
						72 A	Xavier	1 7	180 N	Omaha	14 0	
						72 A	Xavier	3 1	190 H	Belmont	8 20	
						72 A	Xavier	3 2	190 H	Belmont	9 0	
						88 A	Tennessee	5 6	190 H	Belmont	12 11	
						92 H	Jacksonville St.	15 14	190 N	Belmont	0 8	
						92 H	Jacksonville St.	14 5	191 H	Tennessee Tech	6 1	
						92 H	Jacksonville St.	14 6	191 H	Tennessee Tech	5 4	
									191 H	Tennessee Tech	11 6	
									191 N	Tennessee Tech	3 2	
									198 A	Murray St.	3 10	
									198 A	Murray St.	12 6	
									198 A	Murray St.	4 5	
									215 A	Eastern Ky.	3 19	
									215 A	Eastern Ky.	6 8	
									215 A	Eastern Ky.	16 2	
						190 N	Belmont	0 8	235 A	Ohio	3 15	
						58 N	Southeast Mo. St.	0 3	235 H	Ohio	3 5	
						191 N	Tennessee Tech	3 2	240 N	Saint Louis	4 1	
						198 A	Murray St.	4 5	242 H	Siena	24 7	
						198 A	Murray St.	12 6	242 H	Siena	11 4	

Non-Div. I Games: West Va. Tech 15 3

Morehead St.

Morehead St.

198	A	Murray St.	3	10
16	A	Vanderbilt	0	6

Through Games Of June 30, 2016

RPI	S	Opponent	Score	
266	H	UT Martin	10	4
266	H	UT Martin	4	6
266	H	UT Martin	26	7
272	A	Eastern Ill.	1	5
272	A	Eastern Ill.	23	7
272	A	Eastern Ill.	2	6
278	A	N.C. Central	4	1
278	A	N.C. Central	24	4
278	A	N.C. Central	4	2
280	A	SIUE	0	2
280	A	SIUE	2	0
280	A	SIUE	11	2

Morehead St.

M
o
r
e
h
e
a
d
s
t
.

M
o
r
e
h
e
a
d
s
t
.

Average RPI Win: 136		WON-LOST	WINNING	LAST 15	STRENGTH OF		OPP. STRENGTH	TEAM	ADJ		CONF.	ADJ CONF.
Average RPI Loss: 122		RECORD	PCT. RANK	GAMES	SCHEDULE		OF SCHEDULE	RPI	RPI		RPI	RPI
DIV. I ONLY		31-25-0	.55357	97	6-9-0		160	73	118		8	8
DIV. I NON-CONF.		20-12-0	.625	72	2-4-0		242	46	112		11	12
TOTALS		RPI 1-25	RPI 26-50		W-L RECORDS		RPI 51-100		RPI 101-150		RPI 150+	
31-25-0		1-2-0	2-4-0		OVERALL		7-5-0		10-5-0		11-9-0	
18-11-0		1-2-0	1-2-0		HOME		4-2-0		7-2-0		5-3-0	
13-14-0		0-0-0	1-2-0		AWAY		3-3-0		3-3-0		6-6-0	
0-0-0		0-0-0	0-0-0		NEUTRAL		0-0-0		0-0-0		0-0-0	
20-12-0		0-0-0	0-0-0		NON-CONFERENCE		7-5-0		7-2-0		6-5-0	
12-5-0		0-0-0	0-0-0		HOME		4-2-0		5-1-0		3-2-0	
8-7-0		0-0-0	0-0-		AWAY		3-3-0		2-1-0		3-3-0	
0-0-0		0-0-0	0-0-0		NEUTRAL		0-0-0		0-0-0		0-0-0	
11-13-0		1-2-0	2-4-0		CONFERENCE		0-0-0		3-3-0		5-4-0	
6-6-0		1-2-0	1-2-0		HOME		0-0-0		2-1-0		2-1-0	
5-7-0		0-0-0	1-2-0		AWAY		0-0-0		1-2-0		3-3-0	
0-0-0		0-0-0	0-0-0		NEUTRAL		0-0-0		0-0-0		0-0-0	
RPI S	Opponent	Score	RPI S	Opponent	Score	RPI S	Opponent	Score	RPI S	Opponent	Score	
18 H	UC Santa Barbara	3 10	41 A	Long Beach St.	2 3	60 H	Maryland	9 5	115 H	Seattle	8 4	
18 H	UC Santa Barbara	5 9	41 A	Long Beach St.	3 8	79 A	Southern California	6 5	115 H	Seattle	3 2	
18 H	UC Santa Barbara	5 4	41 A	Long Beach St.	7 2	79 H	Southern California	3 8	115 H	Seattle	4 0	
			42 H	Cal St. Fullerton	2 0	87 H	Nevada	6 0	116 A	Loyola Marymount	5 1	
			42 H	Cal St. Fullerton	4 6	87 H	Nevada	4 1	116 H	Loyola Marymount	2 7	
			42 H	Cal St. Fullerton	2 7	87 H	Nevada	8 7	121 A	Cal Poly	11 2	
						88 A	Tennessee	2 0	121 A	Cal Poly	5 17	
						88 A	Tennessee	1 12	121 A	Cal Poly	1 9	
						88 A	Tennessee	4 14	125 A	San Diego	9 2	
						100 A	UCLA	1 5	125 H	San Diego	9 3	
						100 A	UCLA	4 2	137 H	CSUN	2 8	
						100 H	UCLA	1 4	137 H	CSUN	4 1	
									137 H	CSUN	7 6	
									140 A	UNLV	6 8	
									140 H	UNLV	15 2	
									152 H	UC Riverside	1 3	
									152 H	UC Riverside	2 1	
									152 H	UC Riverside	8 3	
									173 A	Hawaii	5 8	
									173 A	Hawaii	4 8	
									173 A	Hawaii	14 4	
									187 H	UTSA	8 3	
									187 H	UTSA	7 3	
									187 H	UTSA	2 12	
									189 A	San Diego St.	1 5	
									189 H	San Diego St.	2 4	
									224 A	UC Davis	6 4	
			LAST 15 GAMES									
			137 H	CSUN	7 6	121 A	Cal Poly	5 17				
			137 H	CSUN	2 8	121 A	Cal Poly	11 2				
			137 H	CSUN	4 1	121 A	Cal Poly	1 9				
			18 H	UC Santa Barbara	5 9							
			18 H	UC Santa Barbara	5 4							

Non-Div. I Games:

UC Irvine

18	H	UC Santa Barbara	3	10
79	H	Southern California	3	8

RPI	S	Opponent	Score	
224	A	UC Davis	11	1
224	A	UC Davis	6	9
232	A	San Jose St.	5	8
232	A	San Jose St.	3	2
232	A	San Jose St.	3	9
232	A	San Jose St.	11	0
253	A	CSU Bakersfield	7	6
253	H	CSU Bakersfield	9	6

Average RPI Win: 146		WON-LOST	WINNING	LAST 15	STRENGTH OF		OPP. STRENGTH	TEAM	ADJ		CONF.	ADJ CONF.			
Average RPI Loss: 99		RECORD	PCT. RANK	GAMES	SCHEDULE		OF SCHEDULE	RPI	RPI		RPI	RPI			
DIV. I ONLY		29-29-0	.5	147	9-6-0		87	92	119	.51322	119	10	10		
DIV. I NON-CONF.		14-10-0	.58333	92	3-2-0		91	133	92	.53046	92	9	9		
TOTALS		RPI 1-25	RPI 26-50		W-L RECORDS		RPI 51-100		RPI 101-150		RPI 150+				
29-29-0		2-5-0	0-3-0		OVERALL		5-11-0		10-3-0		12-7-0				
16-11-0		2-2-0	0-0-0		HOME		3-7-0		7-1-0		4-1-0				
9-14-0		0-1-0	0-3-0		AWAY		1-4-0		3-1-0		5-5-0				
4-4-0		0-2-0	0-0-0		NEUTRAL		1-0-0		0-1-0		3-1-0				
14-10-0		1-1-0	0-0-0		NON-CONFERENCE		1-5-0		5-2-0		7-2-0				
8-4-0		1-0-0	0-0-0		HOME		1-3-0		4-1-0		2-0-0				
4-4-0		0-1-0	0-0-		AWAY		0-2-0		1-0-0		3-1-0				
2-2-0		0-0-0	0-0-0		NEUTRAL		0-0-0		0-1-0		2-1-0				
15-19-0		1-4-0	0-3-0		CONFERENCE		4-6-0		5-1-0		5-5-0				
8-7-0		1-2-0	0-0-0		HOME		2-4-0		3-0-0		2-1-0				
5-10-0		0-0-0	0-3-0		AWAY		1-2-0		2-1-0		2-4-0				
2-2-0		0-2-0	0-0-0		NEUTRAL		1-0-0		0-0-0		1-0-0				
RPI S	Opponent	Score		RPI S	Opponent	Score		RPI S	Opponent	Score		RPI S	Opponent	Score	
9 A	Ole Miss	3	4	43 A	South Ala.	2	8	51 H	Northwestern St.	4	1	117 N	Morehead St.	1	2
9 H	Ole Miss	8	6	43 A	South Ala.	2	3	51 H	Northwestern St.	3	6	122 A	Southern Ill.	7	1
17 H	UL Lafayette	2	5	43 A	South Ala.	7	12	51 H	Northwestern St.	3	8	122 H	Southern Ill.	1	0
17 H	UL Lafayette	7	6					58 A	Southeast Mo. St.	2	4	132 A	Little Rock	15	11
17 H	UL Lafayette	1	6					58 H	Southeast Mo. St.	8	13	132 A	Little Rock	4	9
17 N	UL Lafayette	4	7					81 H	Ga. Southern	3	8	132 A	Little Rock	12	10
17 N	UL Lafayette	10	17					81 H	Ga. Southern	6	5	143 H	Milwaukee	8	1
								81 H	Ga. Southern	7	9	143 H	Milwaukee	13	3
								83 A	Missouri St.	11	15	143 H	Milwaukee	7	4
								93 H	Troy	1	11	143 H	Milwaukee	2	9
								93 H	Troy	1	8	149 H	La.-Monroe	12	4
								93 H	Troy	4	3	149 H	La.-Monroe	8	1
								93 N	Troy	13	12	149 H	La.-Monroe	5	4
								99 A	UT Arlington	4	0	151 H	Texas St.	9	6
								99 A	UT Arlington	0	2	151 H	Texas St.	6	1
								99 A	UT Arlington	8	11	151 H	Texas St.	3	12
												151 N	Texas St.	4	3
												155 A	UAB	5	2
												155 A	UAB	14	5
												155 A	UAB	0	5
												180 N	Omaha	3	4
												207 A	Memphis	11	5
												207 H	Memphis	4	3
												228 A	Georgia St.	6	14
												228 A	Georgia St.	11	1
												228 A	Georgia St.	4	5
												240 N	Saint Louis	5	4
				LAST 15 GAMES											
				17 N	UL Lafayette	10	17	9 H	Ole Miss	8	6				
				151 N	Texas St.	4	3	151 H	Texas St.	3	12				
				93 N	Troy	13	12	151 H	Texas St.	9	6				
				17 N	UL Lafayette	4	7								
				132 A	Little Rock	15	11								

Non-Div. I Games:

Arkansas St.

132	A	Little Rock	12	10
132	A	Little Rock	4	9

RPI	S	Opponent	Score	
240	N	Saint Louis	9	2
241	A	Appalachian St.	9	7
241	A	Appalachian St.	2	9
241	A	Appalachian St.	4	6
271	H	Ark.-Pine Bluff	8	3

Arkansas St.

A
r
k
a
n
s
a
s
s
t
.

A
r
k
a
n
s
a
s
s
t
.

Average RPI Win:		139	WON-LOST RECORD		WINNING PCT. RANK		LAST 15 GAMES		STRENGTH OF SCHEDULE		OPP. STRENGTH OF SCHEDULE		TEAM RPI		ADJ RPI		CONF. RPI		ADJ CONF. RPI				
DIV. I ONLY			26-30-1		.46491 179		5-9-1		58		71		120		.51305 120		6		6				
DIV. I NON-CONF.			13-18-0		.41935 194		1-1-0		28		74		123		.50855 123		6		6				
TOTALS		RPI 1-25		RPI 26-50				W-L RECORDS		RPI 51-100				RPI 101-150				RPI 150+					
26-30-1		1-5-0		5-8-1				OVERALL		4-7-0				2-5-0				14-5-0					
18-7-0		0-0-0		2-2-0				HOME		4-2-0				0-1-0				12-2-0					
8-14-1		1-4-0		3-4-1				AWAY		0-3-0				2-2-0				2-1-0					
0-9-0		0-1-0		0-2-0				NEUTRAL		0-2-0				0-2-0				0-2-0					
13-18-0		1-5-0		0-5-0				NON-CONFERENCE		3-4-0				1-2-0				8-2-0					
11-2-0		0-0-0		0-1-0				HOME		3-0-0				0-1-0				8-0-0					
2-9-0		1-4-0		0-0-				AWAY		0-3-0				1-0-0				0-0-0					
0-7-0		0-1-0		0-2-0				NEUTRAL		0-1-0				0-1-0				0-2-0					
13-12-1		0-0-0		5-3-1				CONFERENCE		1-3-0				1-3-0				6-3-0					
7-5-0		0-0-0		2-1-0				HOME		1-2-0				0-0-0				4-2-0					
6-5-1		0-0-0		3-2-1				AWAY		0-0-0				1-2-0				2-1-0					
0-2-0		0-0-0		0-0-0				NEUTRAL		0-1-0				0-1-0				0-0-0					
RPI	S	Opponent		Score		RPI	S	Opponent		Score		RPI	S	Opponent		Score		RPI	S	Opponent		Score	
2	A	Louisville		1	7	27	A	East Carolina		4	6	57	H	Houston		0	4	104	A	Indiana		5	0
5	A	Coastal Caro.		10	7	27	A	East Carolina		3	0	57	H	Houston		1	3	104	H	Indiana		3	7
9	N	Ole Miss		1	7	27	A	East Carolina		3	3	57	H	Houston		1	0	133	N	Western Ky.		2	5
10	A	LSU		0	4	32	A	Tulane		7	4	57	N	Houston		1	9	146	A	UCF		1	12
10	A	LSU		5	6	32	A	Tulane		0	1	70	A	Kentucky		4	8	146	A	UCF		4	2
10	A	LSU		4	12	32	A	Tulane		2	1	72	A	Xavier		3	6	146	A	UCF		7	8
						36	A	Ohio St.		0	9	72	H	Xavier		9	2	146	N	UCF		6	7
						37	H	Wright St.		5	7	72	H	Xavier		4	0	164	H	Miami (OH)		7	2
						37	N	Wright St.		1	6	72	N	Xavier		5	8	169	H	South Fla.		4	3
						43	N	South Ala.		2	3	88	A	Tennessee		1	7	169	H	South Fla.		3	2
						45	A	Georgia		6	7	97	H	Western Caro.		3	1	169	H	South Fla.		3	5
						48	H	UConn		3	2							175	N	Ball St.		4	6
						48	H	UConn		3	2							175	N	Ball St.		3	4
						48	H	UConn		2	4							196	H	Canisius		4	1
																		196	H	Canisius		8	7
																		196	H	Canisius		6	1
																		196	H	Canisius		7	6
																		207	A	Memphis		4	3
																		207	A	Memphis		4	2
																		207	A	Memphis		3	5
																		207	H	Memphis		1	0
																		207	H	Memphis		2	6
																		207	H	Memphis		16	4
																		255	H	Northwestern		1	0
																		255	H	Northwestern		6	5
																		255	H	Northwestern		10	3
TOTALS		RPI 1-25		RPI 26-50				W-L RECORDS		RPI 51-100				RPI 101-150				RPI 150+					
26-30-1		1-5-0		5-8-1				OVERALL		4-7-0				2-5-0				14-5-0					
18-7-0		0-0-0		2-2-0				HOME		4-2-0				0-1-0				12-2-0					
8-14-1		1-4-0		3-4-1				AWAY		0-3-0				2-2-0				2-1-0					
0-9-0		0-1-0		0-2-0				NEUTRAL		0-2-0				0-2-0				0-2-0					
13-18-0		1-5-0		0-5-0				NON-CONFERENCE		3-4-0				1-2-0				8-2-0					
11-2-0		0-0-0		0-1-0				HOME		3-0-0				0-1-0				8-0-0					
2-9-0		1-4-0		0-0-				AWAY		0-3-0				1-0-0				0-0-0					
0-7-0		0-1-0		0-2-0				NEUTRAL		0-1-0				0-1-0				0-2-0					
13-12-1		0-0-0		5-3-1				CONFERENCE		1-3-0				1-3-0				6-3-0					
7-5-0		0-0-0		2-1-0				HOME		1-2-0				0-0-0				4-2-0					
6-5-1		0-0-0		3-2-1				AWAY		0-0-0				1-2-0				2-1-0					
0-2-0		0-0-0		0-0-0				NEUTRAL		0-1-0				0-1-0				0-0-0					
RPI	S	Opponent		Score		RPI	S	Opponent		Score		RPI	S	Opponent		Score		RPI	S	Opponent		Score	
2	A	Louisville		1	7	27	A	East Carolina		4	6	57	H	Houston		0	4	104	A	Indiana		5	0
5	A	Coastal Caro.		10	7	27	A	East Carolina		3	0	57	H	Houston		1	3	104	H	Indiana		3	7
9	N	Ole Miss		1	7	27	A	East Carolina		3	3	57	H	Houston		1	0	133	N	Western Ky.		2	5
10	A	LSU		0	4	32	A	Tulane		7	4	57	N	Houston		1	9	146	A	UCF		1	12
10	A	LSU		5	6	32	A	Tulane		0	1	70	A	Kentucky		4	8	146	A	UCF		4	2
10	A	LSU		4	12	32	A	Tulane		2	1	72	A	Xavier		3	6	146	A	UCF		7	8
						36	A	Ohio St.		0	9	72	H	Xavier		9	2	146	N	UCF		6	7
						37	H	Wright St.		5	7	72	H	Xavier		4	0	164	H	Miami (OH)		7	2
						37	N	Wright St.		1	6	72	N	Xavier		5	8	169	H	South Fla.		4	3
						43	N	South Ala.		2	3	88	A	Tennessee		1	7	169	H	South Fla.		3	2
						45	A	Georgia		6	7	97	H	Western Caro.		3	1	169	H	South Fla.		3	5
						48	H	UConn		3	2							175	N	Ball St.		4	6
						48	H	UConn		3	2							175	N	Ball St.		3	4
						48	H	UConn		2	4							196	H	Canisius		4	1
																		196	H	Canisius		8	7
																		196	H	Canisius		6	1
																		196	H	Canisius		7	6
																		207	A	Memphis		4	3
																		207	A	Memphis		4	2
																		207	A	Memphis		3	5
																		207	H	Memphis		1	0
																		207	H	Memphis		2	6
																		207	H	Memphis		16	4
																		255	H	Northwestern		1	0
																		255	H	Northwestern		6	5
																		255	H	Northwestern		10	3

Non-Div. I Games:

Cincinnati

97	H	Western Caro.	3	1
57	H	Houston	0	4

C
i
n
c
i
n
n
a
t
i

C
i
n
c
i
n
n
a
t
i

Average RPI Win: 151		WON-LOST RECORD	WINNING PCT. RANK	LAST 15 GAMES	STRENGTH OF SCHEDULE	OPP. STRENGTH OF SCHEDULE	TEAM RPI	ADJ RPI		CONF. RPI	ADJ CONF. RPI						
Average RPI Loss: 134																	
DIV. I ONLY		32-25-0	.5614	95	7-8-0	165	110	121	.5114	121	8	8					
DIV. I NON-CONF.		20-13-0	.60606	83	2-1-0	243	127	137	.50194	137	11	12					
<hr/>																	
TOTALS		RPI 1-25		RPI 26-50		W-L RECORDS		RPI 51-100		RPI 101-150		RPI 150+					
32-25-0		3-0-0		3-4-0		OVERALL		3-6-0		5-4-0		18-11-0					
23-8-0		3-0-0		3-1-0		HOME		3-3-0		5-1-0		9-3-0					
9-17-0		0-0-0		0-3-0		AWAY		0-3-0		0-3-0		9-8-0					
0-0-0		0-0-0		0-0-0		NEUTRAL		0-0-0		0-0-0		0-0-0					
20-13-0		0-0-0		1-0-0		NON-CONFERENCE		3-6-0		3-0-0		13-7-0					
14-5-0		0-0-0		1-0-0		HOME		3-3-0		3-0-0		7-2-0					
6-8-0		0-0-0		0-0-		AWAY		0-3-0		0-0-0		6-5-0					
0-0-0		0-0-0		0-0-0		NEUTRAL		0-0-0		0-0-0		0-0-0					
12-12-0		3-0-0		2-4-0		CONFERENCE		0-0-0		2-4-0		5-4-0					
9-3-0		3-0-0		2-1-0		HOME		0-0-0		2-1-0		2-1-0					
3-9-0		0-0-0		0-3-0		AWAY		0-0-0		0-3-0		3-3-0					
0-0-0		0-0-0		0-0-0		NEUTRAL		0-0-0		0-0-0		0-0-0					
RPI	S	Opponent		Score		RPI	S	Opponent		Score		RPI	S	Opponent		Score	
18	H	UC Santa Barbara		7 0		39	H	Michigan		5 1		68	A	California		4 5	
18	H	UC Santa Barbara		4 3		41	A	Long Beach St.		0 2		68	H	California		1 7	
18	H	UC Santa Barbara		10 5		41	A	Long Beach St.		3 14		91	A	Pepperdine		4 12	
						41	A	Long Beach St.		1 4		91	H	Pepperdine		6 5	
						42	H	Cal St. Fullerton		1 0		94	A	Fresno St.		5 9	
						42	H	Cal St. Fullerton		1 2		94	H	Fresno St.		7 1	
						42	H	Cal St. Fullerton		6 3		100	H	UCLA		0 19	
												100	H	UCLA		6 7	
												100	H	UCLA		6 2	

Non-Div. I Games:

Cal Poly

152	A	UC Riverside	4	6
253	A	CSU Bakersfield	6	4

RPI	S	Opponent	Score	
224	H	UC Davis	10	5
224	H	UC Davis	2	1
227	H	Pacific	19	2
227	H	Pacific	7	6
227	H	Pacific	6	2
227	H	Pacific	6	3
232	H	San Jose St.	7	9
232	H	San Jose St.	5	8
232	H	San Jose St.	7	4
253	A	CSU Bakersfield	6	4
253	H	CSU Bakersfield	8	4

Average RPI Win:	147	WON-LOST	WINNING	LAST 15	STRENGTH OF	OPP. STRENGTH	TEAM	ADJ	CONF.	ADJ CONF.	
Average RPI Loss:	113	RECORD	PCT. RANK	GAMES	SCHEDULE	OF SCHEDULE	RPI	RPI	RPI	RPI	
DIV. I ONLY	31-25-1	.55263	99	8-7-0	122	119	122	.51101	122	9	9
DIV. I NON-CONF.	19-13-1	.59091	89	0-1-0	175	143	142	.50081	142	12	11
<hr/>											
TOTALS	RPI 1-25	RPI 26-50		W-L RECORDS		RPI 51-100		RPI 101-150		RPI 150+	
31-25-1	1-3-0	0-0-0		OVERALL		11-5-0		5-12-1		14-5-0	
20-13-1	0-0-0	0-0-0		HOME		8-4-0		1-6-1		11-3-0	
10-10-0	1-2-0	0-0-0		AWAY		3-1-0		3-5-0		3-2-0	
1-2-0	0-1-0	0-0-0		NEUTRAL		0-0-0		1-1-0		0-0-0	
19-13-1	0-0-0	0-0-0		NON-CONFERENCE		7-3-0		2-7-1		10-3-0	
17-7-1	0-0-0	0-0-0		HOME		7-2-0		1-3-1		9-2-0	
2-6-0	0-0-0	0-0-		AWAY		0-1-0		1-4-0		1-1-0	
0-0-0	0-0-0	0-0-0		NEUTRAL		0-0-0		0-0-0		0-0-0	
12-12-0	1-3-0	0-0-0		CONFERENCE		4-2-0		3-5-0		4-2-0	
3-6-0	0-0-0	0-0-0		HOME		1-2-0		0-3-0		2-1-0	
8-4-0	1-2-0	0-0-0		AWAY		3-0-0		2-1-0		2-1-0	
1-2-0	0-1-0	0-0-0		NEUTRAL		0-0-0		1-1-0		0-0-0	
RPI	S	Opponent	Score	RPI	S	Opponent	Score	RPI	S	Opponent	Score
25	A	Dallas Baptist	2 5					55	A	Illinois	3 6
25	A	Dallas Baptist	4 7					55	H	Illinois	3 2
25	A	Dallas Baptist	7 0					55	H	Illinois	1 0
25	N	Dallas Baptist	8 10					58	H	Southeast Mo. St.	6 5
								69	H	Indiana St.	7 6
								69	H	Indiana St.	0 3
								69	H	Indiana St.	1 5
								73	H	Iowa	6 1
								73	H	Iowa	5 7
								73	H	Iowa	2 1
								83	A	Missouri St.	12 10
								83	A	Missouri St.	14 8
								83	A	Missouri St.	5 4
								92	H	Jacksonville St.	5 9
								92	H	Jacksonville St.	13 3
								92	H	Jacksonville St.	3 2

Non-Div. I Games:

Southern Ill.

Southern Ill.

109 H Bradley	1	6
136 A Evansville	3	4

Through Games Of June 30, 2016

RPI	S	Opponent	Score	
207	H	Memphis	11	5
210	H	Northern Ill.	5	2
210	H	Northern Ill.	0	1
219	A	Illinois St.	7	3
219	A	Illinois St.	8	6
219	A	Illinois St.	0	1
267	H	Western Ill.	9	0
267	H	Western Ill.	9	0
267	H	Western Ill.	4	1
272	H	Eastern Ill.	10	2

Southern Ill.

S
o
u
t
h
e
r
n
I
l
l
.

S
o
u
t
h
e
r
n
I
l
l
.

Average RPI Win: 174		WON-LOST RECORD		WINNING PCT. RANK		LAST 15 GAMES		STRENGTH OF SCHEDULE		OPP. STRENGTH OF SCHEDULE		TEAM RPI		ADJ RPI		CONF. RPI		ADJ CONF. RPI					
DIV. I ONLY		28-27-0		.50909 140		5-10-0		113		102		123		.51005 123		7		7					
DIV. I NON-CONF.		16-15-0		.51613 143		1-4-0		58		152		102		.52263 102		7		7					
TOTALS		RPI 1-25		RPI 26-50		W-L RECORDS		RPI 51-100		RPI 101-150		RPI 150+											
28-27-0		0-6-0		2-3-0		OVERALL		8-12-0		3-3-0		15-3-0											
15-11-0		0-3-0		0-0-0		HOME		5-7-0		2-0-0		8-1-0											
10-13-0		0-3-0		2-2-0		AWAY		3-5-0		1-2-0		4-1-0											
3-3-0		0-0-0		0-1-0		NEUTRAL		0-0-0		0-1-0		3-1-0											
16-15-0		0-6-0		2-3-0		NON-CONFERENCE		3-2-0		2-1-0		9-3-0											
9-5-0		0-3-0		0-0-0		HOME		2-1-0		2-0-0		5-1-0											
4-7-0		0-3-0		2-0-		AWAY		1-1-0		0-0-0		1-1-0											
3-3-0		0-0-0		0-1-0		NEUTRAL		0-0-0		0-1-0		3-1-0											
12-12-0		0-0-0		0-0-0		CONFERENCE		5-10-0		1-2-0		6-0-0											
6-6-0		0-0-0		0-0-0		HOME		3-6-0		0-0-0		3-0-0											
6-6-0		0-0-0		0-0-0		AWAY		2-4-0		1-2-0		3-0-0											
0-0-0		0-0-0		0-0-0		NEUTRAL		0-0-0		0-0-0		0-0-0											
RPI	S	Opponent		Score		RPI	S	Opponent		Score		RPI	S	Opponent		Score		RPI	S	Opponent		Score	
6	H	TCU		2	6	29	A	Duke		2	1	53	A	Nebraska		0	6	101	H	Rhode Island		5	3
6	H	TCU		4	5	30	A	UNCW		1	5	53	A	Nebraska		7	4	107	H	Binghamton		5	2
6	H	TCU		5	9	30	A	UNCW		2	11	53	A	Nebraska		1	8	108	N	Princeton		2	6
13	A	South Carolina		5	16	30	A	UNCW		5	4	54	H	West Virginia		5	4	111	A	Rutgers		4	6
13	A	South Carolina		1	7	35	N	Bryant		1	3	55	A	Illinois		1	6	111	A	Rutgers		7	5
13	A	South Carolina		2	4							55	A	Illinois		5	3	111	A	Rutgers		0	5
												55	A	Illinois		0	5	181	N	Monmouth		1	3
												60	H	Maryland		1	7	195	A	Richmond		5	6
												60	H	Maryland		3	8	254	N	Army West Point		5	4
												60	H	Maryland		2	0	254	N	Army West Point		11	0
												71	A	Kent St.		9	10	255	A	Northwestern		4	2
												71	H	Kent St.		2	6	255	A	Northwestern		11	3
												73	H	Iowa		2	3	255	A	Northwestern		8	2
												73	H	Iowa		5	4	258	H	Youngstown St.		6	1
												73	H	Iowa		0	8	261	H	Bucknell		8	1
												78	H	Michigan St.		7	6	261	H	Bucknell		9	5
												78	H	Michigan St.		2	5	264	H	Niagara		4	1
												78	H	Michigan St.		0	7	264	H	Niagara		3	4
												85	A	Pittsburgh		11	6	264	H	Niagara		16	4
												85	H	Pittsburgh		7	0	265	A	Lafayette		20	12
																		275	H	Purdue		7	2
																		275	H	Purdue		7	6
																		275	H	Purdue		3	1
																		279	N	NYIT		15	2
						LAST 15 GAMES																	
						73	H	Iowa		0	8	6	H	TCU		5	9						
						73	H	Iowa		5	4	6	H	TCU		2	6						
						73	H	Iowa		2	3	6	H	TCU		4	5						
						53	A	Nebraska		1	8												
						53	A	Nebraska		0	6												

Non-Div. I Games:

Penn St.

53	A	Nebraska	7	4
85	A	Pittsburgh	11	6

P
e
n
n
s
t
.

P
e
n
n
s
t
.

Average RPI Win: 170		WON-LOST	WINNING	LAST 15	STRENGTH OF		OPP. STRENGTH	TEAM	ADJ	CONF.	ADJ CONF.
Average RPI Loss: 41		RECORD	PCT. RANK	GAMES	SCHEDULE		OF SCHEDULE	RPI	RPI	RPI	RPI
DIV. I ONLY		26-29-0	.47273	172	2-13-0		53	31	124	.50984	124
DIV. I NON-CONF.		19-6-0	.76	19	1-2-0		261	193	107	.51745	107
TOTALS		RPI 1-25	RPI 26-50		W-L RECORDS		RPI 51-100		RPI 101-150		RPI 150+
26-29-0		4-18-0	1-2-0		OVERALL		3-6-0		5-2-0		13-1-0
20-14-0		2-5-0	1-2-0		HOME		0-4-0		5-2-0		12-1-0
3-15-0		0-13-0	0-0-0		AWAY		2-2-0		0-0-0		1-0-0
3-0-0		2-0-0	0-0-0		NEUTRAL		1-0-0		0-0-0		0-0-0
19-6-0		3-1-0	1-2-0		NON-CONFERENCE		1-2-0		1-0-0		13-1-0
15-4-0		1-0-0	1-2-0		HOME		0-1-0		1-0-0		12-1-0
1-2-0		0-1-0	0-0-		AWAY		0-1-0		0-0-0		1-0-0
3-0-0		2-0-0	0-0-0		NEUTRAL		1-0-0		0-0-0		0-0-0
7-23-0		1-17-0	0-0-0		CONFERENCE		2-4-0		4-2-0		0-0-0
5-10-0		1-5-0	0-0-0		HOME		0-3-0		4-2-0		0-0-0
2-13-0		0-12-0	0-0-0		AWAY		2-1-0		0-0-0		0-0-0
0-0-0		0-0-0	0-0-0		NEUTRAL		0-0-0		0-0-0		0-0-0
RPI S	Opponent	Score	RPI S	Opponent	Score	RPI S	Opponent	Score	RPI S	Opponent	Score
1 H	Florida	2 8	31 H	Louisiana Tech	2 3	57 N	Houston	12 3	131 H	Missouri	1 10
1 H	Florida	2 9	33 H	Gonzaga	10 15	65 H	Alabama	4 7	131 H	Missouri	5 8
1 H	Florida	8 12	49 H	Creighton	6 2	65 H	Alabama	6 8	131 H	Missouri	7 6
4 H	Texas A&M	8 11				65 H	Alabama	4 10	148 H	Auburn	3 2
4 H	Texas A&M	2 6				70 A	Kentucky	1 0	148 H	Auburn	14 7
4 H	Texas A&M	9 5				70 A	Kentucky	4 5	148 H	Auburn	3 1
9 A	Ole Miss	3 7				70 A	Kentucky	2 0	149 H	La.-Monroe	3 1
9 A	Ole Miss	9 14				83 A	Missouri St.	6 14	207 A	Memphis	12 4
9 A	Ole Miss	7 8				83 H	Missouri St.	2 8	220 H	Central Mich.	9 4
10 A	LSU	9 10							220 H	Central Mich.	6 1
10 A	LSU	1 7							220 H	Central Mich.	4 3
10 A	LSU	4 5							267 H	Western Ill.	3 0
13 A	South Carolina	6 8							267 H	Western Ill.	3 2
13 A	South Carolina	2 6							267 H	Western Ill.	9 3
13 A	South Carolina	6 10							272 H	Eastern Ill.	3 2
14 N	Texas Tech	10 6							272 H	Eastern Ill.	5 2
15 A	Mississippi St.	4 9							272 H	Eastern Ill.	8 10
15 A	Mississippi St.	0 7							283 H	Grambling	14 4
15 A	Mississippi St.	1 5							283 H	Grambling	3 2
21 A	Oklahoma St.	4 5							300 H	Mississippi Val.	21 4
21 H	Oklahoma St.	7 6							300 H	Mississippi Val.	20 0
24 N	Rice	5 2									
LAST 15 GAMES											
15 A	Mississippi St.	4 9	10 A	LSU	1 7						
15 A	Mississippi St.	1 5	10 A	LSU	9 10						
15 A	Mississippi St.	0 7	10 A	LSU	4 5						
83 H	Missouri St.	2 8									
65 H	Alabama	4 7									

Non-Div. I Games:

Arkansas

65 H Alabama	4	10
65 H Alabama	6	8

A
r
k
a
n
s
a
s

A
r
k
a
n
s
a
s

Average RPI Win:		133	WON-LOST RECORD		WINNING PCT. RANK	LAST 15 GAMES	STRENGTH OF SCHEDULE		OPP. STRENGTH OF SCHEDULE	TEAM RPI	ADJ RPI	CONF. RPI	ADJ CONF. RPI				
Average RPI Loss:		92															
DIV. I ONLY			27-29-0		.48214	166	7-8-0		98	79	125	.50967	125	11	11		
DIV. I NON-CONF.			14-15-0		.48276	155	1-3-0		62	30	108	.51711	108	8	8		
TOTALS		RPI 1-25		RPI 26-50		W-L RECORDS		RPI 51-100		RPI 101-150		RPI 150+					
27-29-0		0-4-0		4-5-0		OVERALL		7-7-0		5-8-0		11-5-0					
13-13-0		0-0-0		3-4-0		HOME		4-3-0		2-3-0		4-3-0					
11-14-0		0-3-0		1-1-0		AWAY		3-3-0		1-5-0		6-2-0					
3-2-0		0-1-0		0-0-0		NEUTRAL		0-1-0		2-0-0		1-0-0					
14-15-0		0-4-0		3-3-0		NON-CONFERENCE		3-2-0		4-3-0		4-3-0					
8-6-0		0-0-0		2-2-0		HOME		3-1-0		1-1-0		2-2-0					
3-7-0		0-3-0		1-0-		AWAY		0-0-0		1-2-0		1-1-0					
3-2-0		0-1-0		0-0-0		NEUTRAL		0-1-0		2-0-0		1-0-0					
13-14-0		0-0-0		1-2-0		CONFERENCE		4-5-0		1-5-0		7-2-0					
5-7-0		0-0-0		1-2-0		HOME		1-2-0		1-2-0		2-1-0					
8-7-0		0-0-0		0-0-0		AWAY		3-3-0		0-3-0		5-1-0					
0-0-0		0-0-0		0-0-0		NEUTRAL		0-0-0		0-0-0		0-0-0					
RPI	S	Opponent		Score		RPI	S	Opponent		Score		RPI	S	Opponent		Score	
16	A	Vanderbilt		4	8	32	H	Tulane		7	6	53	H	Nebraska		17	5
16	A	Vanderbilt		6	13	33	H	Gonzaga		0	8	56	A	BYU		13	7
16	A	Vanderbilt		1	17	33	H	Gonzaga		6	7	56	A	BYU		1	13
18	N	UC Santa Barbara		3	9	33	H	Gonzaga		10	4	56	A	BYU		2	12
						38	A	Arizona St.		6	3	61	H	St. Mary's (CA)		4	0
						38	H	Arizona St.		6	4	61	H	St. Mary's (CA)		0	9
						42	A	Cal St. Fullerton		2	4	61	H	St. Mary's (CA)		1	9
						46	H	Oregon St.		2	7	80	N	Oregon		2	5
						46	H	Oregon St.		2	5	89	H	William & Mary		7	3
												89	H	William & Mary		11	13
												89	H	William & Mary		9	3
												91	A	Pepperdine		0	8
												91	A	Pepperdine		6	4
												91	A	Pepperdine		7	2
						LAST 15 GAMES											
						33	H	Gonzaga		10	4	118	A	UC Irvine		3	9
						33	H	Gonzaga		0	8	80	N	Oregon		2	5
						33	H	Gonzaga		6	7	231	A	Portland		7	3
						38	H	Arizona St.		6	4						
						227	A	Pacific		9	5						
									</								

227 A Pacific	3	4
227 A Pacific	8	2

RPI	S	Opponent	Score	
231	A	Portland	9	5
231	A	Portland	7	3

San Diego

S
a
n
D
i
e
g
o

S
a
n
D
i
e
g
o

Average RPI Win: 139		WON-LOST	WINNING	LAST 15	STRENGTH OF		OPP. STRENGTH	TEAM	ADJ	CONF.	ADJ CONF.
Average RPI Loss: 69		RECORD	PCT. RANK	GAMES	SCHEDULE		OF SCHEDULE	RPI	RPI	RPI	RPI
DIV. I ONLY		26-31-0	.45614	185	62		55	126	.50935	126	3
DIV. I NON-CONF.		18-13-0	.58065	95	98		141	98	.52513	98	3
TOTALS		RPI 1-25	RPI 26-50		W-L RECORDS		RPI 51-100		RPI 101-150		RPI 150+
26-31-0		0-10-0	1-3-0		OVERALL		8-10-0		6-5-0		11-3-0
15-14-0		0-3-0	1-0-0		HOME		0-5-0		6-5-0		8-1-0
9-13-0		0-6-0	0-1-0		AWAY		6-4-0		0-0-0		3-2-0
2-4-0		0-1-0	0-2-0		NEUTRAL		2-1-0		0-0-0		0-0-0
18-13-0		0-0-0	1-3-0		NON-CONFERENCE		5-6-0		3-2-0		9-2-0
10-7-0		0-0-0	1-0-0		HOME		0-5-0		3-2-0		6-0-0
6-4-0		0-0-0	0-0-0		AWAY		3-1-0		0-0-0		3-2-0
2-2-0		0-0-0	0-2-0		NEUTRAL		2-0-0		0-0-0		0-0-0
8-18-0		0-10-0	0-0-0		CONFERENCE		3-4-0		3-3-0		2-1-0
5-7-0		0-3-0	0-0-0		HOME		0-0-0		3-3-0		2-1-0
3-9-0		0-6-0	0-0-0		AWAY		3-3-0		0-0-0		0-0-0
0-2-0		0-1-0	0-0-0		NEUTRAL		0-1-0		0-0-0		0-0-0
RPI S	Opponent	Score	RPI S	Opponent	Score	RPI S	Opponent	Score	RPI S	Opponent	Score
6 A	TCU	3 9	46 N	Oregon St.	5 7	53 A	Nebraska	4 2	105 H	SFA	11 5
6 A	TCU	1 2	46 N	Oregon St.	0 14	53 H	Nebraska	1 5	105 H	SFA	5 6
6 A	TCU	2 3	49 A	Creighton	4 5	54 A	West Virginia	4 5	113 H	Baylor	10 4
14 A	Texas Tech	3 10	49 H	Creighton	8 2	54 A	West Virginia	15 2	113 H	Baylor	11 7
14 A	Texas Tech	4 10				54 A	West Virginia	8 6	113 H	Baylor	5 7
14 A	Texas Tech	5 6				59 H	Oral Roberts	10 14	128 H	Texas	3 2
14 N	Texas Tech	5 8				67 A	Oklahoma	0 12	128 H	Texas	3 6
21 H	Oklahoma St.	4 5				67 A	Oklahoma	1 10	128 H	Texas	5 12
21 H	Oklahoma St.	4 5				67 A	Oklahoma	9 3	143 H	Milwaukee	7 0
21 H	Oklahoma St.	1 2				67 N	Oklahoma	7 13	143 H	Milwaukee	3 1
						73 A	Iowa	1 2	143 H	Milwaukee	1 14
						73 A	Iowa	4 2	152 A	UC Riverside	8 1
						73 A	Iowa	3 2	152 A	UC Riverside	3 6
						90 N	Utah	20 4	152 A	UC Riverside	1 0
						90 N	Utah	9 2	152 A	UC Riverside	3 6
						97 H	Western Caro.	2 10	180 H	Omaha	11 3
						97 H	Western Caro.	2 6	183 A	Wichita St.	5 2
						97 H	Western Caro.	5 7	183 H	Wichita St.	9 5
									199 H	Kansas	8 5
									199 H	Kansas	1 4
									199 H	Kansas	12 2
									213 H	Grand Canyon	10 6
									271 H	Ark.-Pine Bluff	18 8
									271 H	Ark.-Pine Bluff	13 8
									271 H	Ark.-Pine Bluff	15 9
LAST 15 GAMES			LAST 15 GAMES			LAST 15 GAMES			LAST 15 GAMES		
67 N	Oklahoma	7 13	199 H	Kansas	1 4	67 A	Oklahoma	0 12	67 A	Oklahoma	1 10
14 N	Texas Tech	5 8									
6 A	TCU	3 9									
6 A	TCU	1 2									
6 A	TCU	2 3									

Non-Div. I Games:

Kansas St.

199 H Kansas	8	5
199 H Kansas	12	2

K
a
n
s
a
s
S
t
.

K
a
n
s
a
s
S
t
.

Average RPI Win: 165		WON-LOST RECORD		WINNING PCT. RANK		LAST 15 GAMES		STRENGTH OF SCHEDULE		OPP. STRENGTH OF SCHEDULE		TEAM RPI		ADJ RPI		CONF. RPI		ADJ CONF. RPI	
DIV. I ONLY		35-26-0		.57377 88		9-6-0		161		146		127		.50863 127		18		18	
DIV. I NON-CONF.		19-13-0		.59375 86		1-1-0		176		111		122		.50881 122		20		20	
TOTALS		RPI 1-25		RPI 26-50		W-L RECORDS		RPI 51-100		RPI 101-150		RPI 150+							
35-26-0		1-2-0		0-0-0		OVERALL		12-13-0		3-4-0		19-7-0							
20-13-0		0-0-0		0-0-0		HOME		7-6-0		0-0-0		13-7-0							
12-11-0		1-2-0		0-0-0		AWAY		4-5-0		2-4-0		5-0-0							
3-2-0		0-0-0		0-0-0		NEUTRAL		1-2-0		1-0-0		1-0-0							
19-13-0		1-2-0		0-0-0		NON-CONFERENCE		6-7-0		1-2-0		11-2-0							
14-7-0		0-0-0		0-0-0		HOME		5-5-0		0-0-0		9-2-0							
5-6-0		1-2-0		0-0-		AWAY		1-2-0		1-2-0		2-0-0							
0-0-0		0-0-0		0-0-0		NEUTRAL		0-0-0		0-0-0		0-0-0							
16-13-0		0-0-0		0-0-0		CONFERENCE		6-6-0		2-2-0		8-5-0							
6-6-0		0-0-0		0-0-0		HOME		2-1-0		0-0-0		4-5-0							
7-5-0		0-0-0		0-0-0		AWAY		3-3-0		1-2-0		3-0-0							
3-2-0		0-0-0		0-0-0		NEUTRAL		1-2-0		1-0-0		1-0-0							
RPI	S	Opponent		Score		RPI	S	Opponent		Score		RPI	S	Opponent		Score			
20	A	Southern Miss.		2	8			56	H	BYU	1 7	130	A	Furman		5 3			
20	A	Southern Miss.		10	8			56	H	BYU	3 4	130	A	Furman		5 8			
20	A	Southern Miss.		3	6			56	H	BYU	4 6	130	A	Furman		2 4			
								56	H	BYU	10 5	130	N	Furman		2 0			
								65	A	Alabama	2 8	149	A	La.-Monroe		10 2			
								65	H	Alabama	3 2	149	A	La.-Monroe		4 6			
								76	A	UNCG	2 10	149	A	La.-Monroe		2 5			
								76	A	UNCG	9 5	155	A	UAB		3 1			
								76	A	UNCG	9 3	155	H	UAB		13 2			
								76	N	UNCG	8 5	156	A	Alabama St.		18 7			
								84	H	Jacksonville	2 7	156	H	Alabama St.		13 3			
								84	H	Jacksonville	8 5	188	H	Wofford		3 4			
								84	H	Jacksonville	2 9	188	H	Wofford		6 0			
								92	A	Jacksonville St.	7 6	188	H	Wofford		11 3			
								92	H	Jacksonville St.	10 7	199	H	Kansas		13 9			
								93	A	Troy	3 5	199	H	Kansas		5 9			
								93	H	Troy	20 6	199	H	Kansas		3 2			
								95	H	Mercer	3 5	247	H	ETSU		9 12			
								95	H	Mercer	11 5	247	H	ETSU		8 14			
								95	H	Mercer	3 1	247	H	ETSU		4 8			
												247	N	ETSU		12 11			
												257	H	VMI		5 6			
												257	H	VMI		7 0			
												257	H	VMI		7 6			
												260	A	The Citadel		5 4			
												260	A	The Citadel		7 6			
												260	A	The Citadel		11 7			

Non-Div. I Games:

Samford

Samford

Average RPI Win: 107		WON-LOST RECORD		WINNING PCT. RANK		LAST 15 GAMES		STRENGTH OF SCHEDULE		OPP. STRENGTH OF SCHEDULE		TEAM RPI		ADJ RPI		CONF. RPI		ADJ CONF. RPI					
DIV. I ONLY		25-32-0		.4386 198		5-10-0		34		40		128		.50782 128		3		3					
DIV. I NON-CONF.		12-16-0		.42857 191		1-1-0		95		70		188		.47701 188		3		3					
TOTALS		RPI 1-25		RPI 26-50		W-L RECORDS		RPI 51-100		RPI 101-150		RPI 150+											
25-32-0		6-8-0		2-2-0		OVERALL		4-15-0		6-4-0		7-3-0											
15-19-0		2-4-0		2-2-0		HOME		2-7-0		3-3-0		6-3-0											
7-10-0		2-2-0		0-0-0		AWAY		2-7-0		2-1-0		1-0-0											
3-3-0		2-2-0		0-0-0		NEUTRAL		0-1-0		1-0-0		0-0-0											
12-16-0		0-1-0		2-2-0		NON-CONFERENCE		3-10-0		2-1-0		5-2-0											
10-12-0		0-0-0		2-2-0		HOME		2-7-0		2-1-0		4-2-0											
2-3-0		0-1-0		0-0-		AWAY		1-2-0		0-0-0		1-0-0											
0-1-0		0-0-0		0-0-0		NEUTRAL		0-1-0		0-0-0		0-0-0											
13-16-0		6-7-0		0-0-0		CONFERENCE		1-5-0		4-3-0		2-1-0											
5-7-0		2-4-0		0-0-0		HOME		0-0-0		1-2-0		2-1-0											
5-7-0		2-1-0		0-0-0		AWAY		1-5-0		2-1-0		0-0-0											
3-2-0		2-2-0		0-0-0		NEUTRAL		0-0-0		1-0-0		0-0-0											
RPI	S	Opponent		Score		RPI	S	Opponent		Score		RPI	S	Opponent		Score							
4	A	Texas A&M		4	5	32	H	Tulane		2	3	54	A	West Virginia		2	11	113	H	Baylor	7	6	
6	H	TCU		2	0	32	H	Tulane		3	5	54	A	West Virginia		7	14	113	H	Baylor	1	3	
6	H	TCU		5	9	32	H	Tulane		10	3	54	A	West Virginia		5	9	113	H	Baylor	1	2	
6	H	TCU		4	3	40	H	Sam Houston St.		12	3	57	N	Houston		2	3	113	N	Baylor	15	3	
6	N	TCU		2	8							67	A	Oklahoma		3	4	126	A	Kansas St.	2	3	
6	N	TCU		2	1							67	A	Oklahoma		5	3	126	A	Kansas St.	12	5	
14	A	Texas Tech		7	4							67	A	Oklahoma		1	6	126	A	Kansas St.	6	3	
14	A	Texas Tech		6	13							68	H	California		7	10	140	H	UNLV	7	0	
14	A	Texas Tech		17	1							68	H	California		0	6	140	H	UNLV	3	4	
21	H	Oklahoma St.		4	8							68	H	California		1	4	140	H	UNLV	11	2	
21	H	Oklahoma St.		0	3							68	H	California		3	4	151	A	Texas St.	10	4	
21	H	Oklahoma St.		3	6							74	H	Stanford		1	11	151	H	Texas St.	2	3	
21	N	Oklahoma St.		4	10							74	H	Stanford		9	0	151	H	Texas St.	6	2	
21	N	Oklahoma St.		12	8							74	H	Stanford		0	1	187	H	UTSA	11	2	
												74	H	Stanford		4	3	199	H	Kansas	12	2	
												77	H	Lamar		2	4	199	H	Kansas	5	11	
												100	A	UCLA		3	6	199	H	Kansas	8	6	
												100	A	UCLA		4	5	229	H	A&M-Corpus Christi	0	5	
												100	A	UCLA		7	5	281	H	UTRGV	7	5	
																		298	H	Prairie View	7	0	
						LAST 15 GAMES																	
						6	N	TCU		2	1	113	H	Baylor		1	2						
						6	N	TCU		2	8	151	H	Texas St.		2	3						
						21	N	Oklahoma St.		12	8	54	A	West Virginia		5	9						
						113	N	Baylor		15	3												
						21	N	Oklahoma St.		4	10												

Non-Div. I Games:

Texas

113 H Baylor	7	6
113 H Baylor	1	3

T
e
x
a
s

T
e
x
a
s

Average RPI Win: 185		WON-LOST	WINNING	LAST 15	STRENGTH OF		OPP. STRENGTH	TEAM	ADJ	CONF.	ADJ CONF.
Average RPI Loss: 153		RECORD	PCT. RANK	GAMES	SCHEDULE		OF SCHEDULE	RPI	RPI	RPI	RPI
DIV. I ONLY		37-23-0	.61667	63	11-4-0		224	191	129	.5077	129
DIV. I NON-CONF.		15-14-0	.51724	141	0-3-0		156	50	118	.51101	118
TOTALS		RPI 1-25	RPI 26-50		W-L RECORDS		RPI 51-100		RPI 101-150		RPI 150+
37-23-0	0-2-0	3-3-0		OVERALL		4-2-0		7-4-0		23-12-0	
14-10-0	0-0-0	2-1-0		HOME		1-1-0		1-2-0		10-6-0	
15-8-0	0-2-0	0-0-0		AWAY		3-1-0		2-1-0		10-4-0	
8-5-0	0-0-0	1-2-0		NEUTRAL		0-0-0		4-1-0		3-2-0	
15-14-0	0-2-0	3-3-0		NON-CONFERENCE		4-2-0		1-1-0		7-6-0	
5-4-0	0-0-0	2-1-0		HOME		1-1-0		0-0-0		2-2-0	
6-5-0	0-2-0	0-0-		AWAY		3-1-0		0-0-0		3-2-0	
4-5-0	0-0-0	1-2-0		NEUTRAL		0-0-0		1-1-0		2-2-0	
22-9-0	0-0-0	0-0-0		CONFERENCE		0-0-0		6-3-0		16-6-0	
9-6-0	0-0-0	0-0-0		HOME		0-0-0		1-2-0		8-4-0	
9-3-0	0-0-0	0-0-0		AWAY		0-0-0		2-1-0		7-2-0	
4-0-0	0-0-0	0-0-0		NEUTRAL		0-0-0		3-0-0		1-0-0	
RPI S Opponent	Score		RPI S Opponent	Score		RPI S Opponent	Score		RPI S Opponent	Score	
10 A LSU	1	7	44 N Southeastern La.	2	3	56 A BYU	1	6	115 H Seattle	0	1
12 A Arizona	0	14	46 N Oregon St.	12	9	56 A BYU	7	6	115 H Seattle	9	8
			50 H Minnesota	5	13	56 H BYU	6	17	115 H Seattle	3	5
			50 H Minnesota	3	2	90 A Utah	7	6	115 N Seattle	4	0
			50 H Minnesota	15	6	90 A Utah	12	11	115 N Seattle	13	8
			50 N Minnesota	2	8	90 H Utah	10	4	139 N Saint Joseph's	5	6
									141 N San Francisco	8	4
									145 A New Mexico St.	7	4
									145 A New Mexico St.	4	7
									145 A New Mexico St.	6	1
									145 N New Mexico St.	3	2
									171 A Sacramento St.	0	8
									171 A Sacramento St.	5	0
									171 A Sacramento St.	3	2
									175 N Ball St.	5	1
									175 N Ball St.	1	3
									176 A Washington St.	10	6
									176 A Washington St.	10	9
									176 A Washington St.	8	0
									176 A Washington St.	1	10
									186 A Santa Clara	2	9
									213 A Grand Canyon	1	2
									213 A Grand Canyon	5	4
									213 A Grand Canyon	6	3
									224 N UC Davis	10	8
									224 N UC Davis	0	2
									231 H Portland	9	8
			LAST 15 GAMES								
			44 N Southeastern La.	2	3	292 A Chicago St.	9	4			
			10 A LSU	1	7	292 A Chicago St.	8	3			
			115 N Seattle	4	0	281 H UTRGV	2	4			
			115 N Seattle	13	8						
			145 N New Mexico St.	3	2						

Non-Div. I Games:

Utah Valley

253 N CSU Bakersfield	6	4
292 A Chicago St.	14	2

RPI	S	Opponent	Score	
231	H	Portland	6	4
231	H	Portland	3	10
231	H	Portland	6	8
253	H	CSU Bakersfield	7	4
253	H	CSU Bakersfield	11	5
253	H	CSU Bakersfield	10	1
253	N	CSU Bakersfield	6	4
270	H	Northern Colo.	11	8
270	H	Northern Colo.	6	8
270	H	Northern Colo.	4	2
281	H	UTRGV	16	11
281	H	UTRGV	3	2
281	H	UTRGV	2	4
289	H	North Dakota	3	4
289	H	North Dakota	10	9
289	H	North Dakota	7	13
292	A	Chicago St.	8	3
292	A	Chicago St.	9	4
292	A	Chicago St.	14	2

Utah Valley

U
t
a
h
V
a
l
l
e
y

U
t
a
h
V
a
l
l
e
y

Average RPI Win: 180		WON-LOST	WINNING	LAST 15	STRENGTH OF		OPP. STRENGTH	TEAM	ADJ		CONF.	ADJ CONF.		
Average RPI Loss: 120		RECORD	PCT. RANK	GAMES	SCHEDULE		OF SCHEDULE	RPI	RPI		RPI	RPI		
DIV. I ONLY		29-30-0	.49153	157	9-6-0		85	179	130	.50745	130	18	18	
DIV. I NON-CONF.		13-18-0	.41935	194	1-1-0		76	170	158	.49303	158	20	20	
TOTALS		RPI 1-25	RPI 26-50		W-L RECORDS		RPI 51-100		RPI 101-150		RPI 150+			
29-30-0		0-4-0	0-3-0		OVERALL		8-8-0		2-2-0		19-13-0			
16-12-0		0-2-0	0-0-0		HOME		4-4-0		2-1-0		10-5-0			
11-16-0		0-2-0	0-3-0		AWAY		3-3-0		0-0-0		8-8-0			
2-2-0		0-0-0	0-0-0		NEUTRAL		1-1-0		0-1-0		1-0-0			
13-18-0		0-4-0	0-3-0		NON-CONFERENCE		3-2-0		0-0-0		10-9-0			
9-7-0		0-2-0	0-0-0		HOME		1-1-0		0-0-0		8-4-0			
4-11-0		0-2-0	0-0-		AWAY		2-1-0		0-0-0		2-5-0			
0-0-0		0-0-0	0-0-0		NEUTRAL		0-0-0		0-0-0		0-0-0			
16-12-0		0-0-0	0-0-0		CONFERENCE		5-6-0		2-2-0		9-4-0			
7-5-0		0-0-0	0-0-0		HOME		3-3-0		2-1-0		2-1-0			
7-5-0		0-0-0	0-0-0		AWAY		1-2-0		0-0-0		6-3-0			
2-2-0		0-0-0	0-0-0		NEUTRAL		1-1-0		0-1-0		1-0-0			
RPI	S	Opponent	Score		RPI	S	Opponent	Score		RPI	S	Opponent	Score	
7	A	Clemson	6	7	32	A	Tulane	6	11	54	A	West Virginia	5	8
7	H	Clemson	7	9	32	A	Tulane	0	8	54	A	West Virginia	7	3
13	A	South Carolina	4	5	32	A	Tulane	6	10	54	A	West Virginia	8	6
13	H	South Carolina	4	14						62	H	Col. of Charleston	9	7
										76	H	UNCG	0	14
										76	H	UNCG	11	18
										76	H	UNCG	9	7
										76	N	UNCG	15	10
										78	H	Michigan St.	8	15
										95	A	Mercer	7	8
										95	A	Mercer	4	8
										95	A	Mercer	4	0
										95	N	Mercer	1	6
										97	H	Western Caro.	4	10
										97	H	Western Caro.	9	8
										97	H	Western Caro.	11	4
					</									

Non-Div. I Games:

Furman

188 H Wofford	5	13
188 H Wofford	2	0

RPI	S	Opponent	Score	
247	N	ETSU	3	0
257	A	VMI	6	10
257	A	VMI	15	4
257	A	VMI	3	1
260	A	The Citadel	12	7
260	A	The Citadel	4	1
260	A	The Citadel	9	6
285	A	UNC Asheville	4	3
285	H	UNC Asheville	8	6

F
u
r
m
a
n

F
u
r
m
a
n

Average RPI Win: 168		WON-LOST	WINNING	LAST 15	STRENGTH OF		OPP. STRENGTH	TEAM	ADJ	CONF.	ADJ CONF.
Average RPI Loss: 63		RECORD	PCT. RANK	GAMES	SCHEDULE		OF SCHEDULE	RPI	RPI	RPI	RPI
DIV. I ONLY		26-30-0	.46429	180	6-9-0		72	44	131	.50734	131
DIV. I NON-CONF.		17-8-0	.68	46	1-1-0		240	252	132	.50372	132
TOTALS		RPI 1-25	RPI 26-50		W-L RECORDS		RPI 51-100		RPI 101-150		RPI 150+
26-30-0		0-16-0	1-2-0		OVERALL		7-5-0		6-4-0		12-3-0
15-13-0		0-6-0	1-2-0		HOME		5-1-0		2-1-0		7-3-0
4-13-0		0-9-0	0-0-0		AWAY		2-3-0		2-1-0		0-0-0
7-4-0		0-1-0	0-0-0		NEUTRAL		0-1-0		2-2-0		5-0-0
17-8-0		0-0-0	0-0-0		NON-CONFERENCE		3-3-0		2-2-0		12-3-0
9-4-0		0-0-0	0-0-0		HOME		2-1-0		0-0-0		7-3-0
1-1-0		0-0-0	0-0-		AWAY		1-1-0		0-0-0		0-0-0
7-3-0		0-0-0	0-0-0		NEUTRAL		0-1-0		2-2-0		5-0-0
9-22-0		0-16-0	1-2-0		CONFERENCE		4-2-0		4-2-0		0-0-0
6-9-0		0-6-0	1-2-0		HOME		3-0-0		2-1-0		0-0-0
3-12-0		0-9-0	0-0-0		AWAY		1-2-0		2-1-0		0-0-0
0-1-0		0-1-0	0-0-0		NEUTRAL		0-0-0		0-0-0		0-0-0
RPI S	Opponent	Score	RPI S	Opponent	Score	RPI S	Opponent	Score	RPI S	Opponent	Score
1 A	Florida	3 4	45 H	Georgia	5 0	55 N	Illinois	4 6	124 A	Arkansas	10 1
1 A	Florida	2 6	45 H	Georgia	2 5	58 H	Southeast Mo. St.	13 6	124 A	Arkansas	8 5
1 A	Florida	5 7	45 H	Georgia	4 7	58 H	Southeast Mo. St.	2 7	124 A	Arkansas	6 7
10 H	LSU	5 9				70 A	Kentucky	9 3	144 N	Seton Hall	7 0
10 H	LSU	2 15				70 A	Kentucky	2 7	144 N	Seton Hall	4 8
10 H	LSU	5 7				70 A	Kentucky	1 2	144 N	Seton Hall	4 1
13 A	South Carolina	1 5				83 A	Missouri St.	1 16	144 N	Seton Hall	1 9
13 A	South Carolina	2 9				83 H	Missouri St.	17 9	148 H	Auburn	2 0
13 A	South Carolina	5 8				88 H	Tennessee	8 3	148 H	Auburn	4 3
15 A	Mississippi St.	2 8				88 H	Tennessee	6 5	148 H	Auburn	9 11
15 A	Mississippi St.	1 3				88 H	Tennessee	5 4	192 H	Ill.-Chicago	10 5
15 A	Mississippi St.	3 4				98 A	FIU	7 6	192 H	Ill.-Chicago	2 4
16 H	Vanderbilt	7 17							192 H	Ill.-Chicago	13 5
16 H	Vanderbilt	6 8							192 H	Ill.-Chicago	7 4
16 H	Vanderbilt	0 2							240 N	Saint Louis	5 3
16 N	Vanderbilt	0 7							249 N	Hofstra	11 4
									249 N	Hofstra	12 2
									249 N	Hofstra	8 0
									249 N	Hofstra	3 2
									258 H	Youngstown St.	8 3
									258 H	Youngstown St.	3 4
									258 H	Youngstown St.	2 3
									271 H	Ark.-Pine Bluff	2 0
									280 H	SIUE	9 6
									297 H	Alabama A&M	5 3
			LAST 15 GAMES								
			16 N	Vanderbilt	0 7	15 A	Mississippi St.	1 3			
			70 A	Kentucky	2 7	15 A	Mississippi St.	3 4			
			70 A	Kentucky	1 2	15 A	Mississippi St.	2 8			
			70 A	Kentucky	9 3						
			45 H	Georgia	2 5						

Non-Div. I Games:

Missouri

45 H Georgia	4	7
45 H Georgia	5	0

M
i
s
s
o
u
r
i

M
i
s
s
o
u
r
i

Average RPI Win: 141		WON-LOST RECORD		WINNING PCT. RANK		LAST 15 GAMES		STRENGTH OF SCHEDULE		OPP. STRENGTH OF SCHEDULE		TEAM RPI		ADJ RPI		CONF. RPI		ADJ CONF. RPI	
DIV. I ONLY		26-28-0		.48148 168		6-9-0		84		144		132		.50712 132		10		10	
DIV. I NON-CONF.		9-13-0		.40909 201		2-2-0		86		254		205		.47078 204		9		9	
TOTALS		RPI 1-25		RPI 26-50		W-L RECORDS		RPI 51-100		RPI 101-150		RPI 150+							
26-28-0		2-1-0		0-5-0		OVERALL		8-9-0		5-5-0		11-8-0							
14-13-0		0-0-0		0-1-0		HOME		5-4-0		2-2-0		7-6-0							
12-12-0		2-1-0		0-3-0		AWAY		3-4-0		3-2-0		4-2-0							
0-3-0		0-0-0		0-1-0		NEUTRAL		0-1-0		0-1-0		0-0-0							
9-13-0		0-0-0		0-1-0		NON-CONFERENCE		2-5-0		2-2-0		5-5-0							
7-8-0		0-0-0		0-1-0		HOME		1-2-0		1-0-0		5-5-0							
2-4-0		0-0-0		0-0-		AWAY		1-3-0		1-1-0		0-0-0							
0-1-0		0-0-0		0-0-0		NEUTRAL		0-0-0		0-1-0		0-0-0							
17-15-0		2-1-0		0-4-0		CONFERENCE		6-4-0		3-3-0		6-3-0							
7-5-0		0-0-0		0-0-0		HOME		4-2-0		1-2-0		2-1-0							
10-8-0		2-1-0		0-3-0		AWAY		2-1-0		2-1-0		4-2-0							
0-2-0		0-0-0		0-1-0		NEUTRAL		0-1-0		0-0-0		0-0-0							
RPI	S	Opponent		Score		RPI	S	Opponent		Score		RPI	S	Opponent		Score			
17	A	UL Lafayette		10 5		31	H	Louisiana Tech		4 7		59	A	Oral Roberts		3 4			
17	A	UL Lafayette		7 1		43	A	South Ala.		6 10		59	A	Oral Roberts		2 3			
17	A	UL Lafayette		4 15		43	A	South Ala.		3 13		59	A	Oral Roberts		9 8			
						43	A	South Ala.		5 7		59	A	Oral Roberts		5 14			
						43	N	South Ala.		4 6		67	H	Oklahoma		2 5			
												69	H	Indiana St.		2 7			
												69	H	Indiana St.		6 5			
												81	A	Ga. Southern		2 3			
												81	A	Ga. Southern		3 2			
												81	A	Ga. Southern		17 8			
												81	N	Ga. Southern		4 13			
												93	H	Troy		4 3			
												93	H	Troy		11 8			
												93	H	Troy		10 9			
												99	H	UT Arlington		8 21			
												99	H	UT Arlington		4 6			
												99	H	UT Arlington		5 3			

Non-Div. I Games:

Little Rock

114	N	Central Ark.	6	7
149	A	La.-Monroe	7	6

RPI	S	Opponent	Score	
271	H	Ark.-Pine Bluff	7	2
300	H	Mississippi Val.	20	3

Little Rock

L
i
t
t
l
e
R
o
c
k

L
i
t
t
l
e
R
o
c
k

Average RPI Win: 154		WON-LOST	WINNING	LAST 15	STRENGTH OF		OPP. STRENGTH	TEAM	ADJ	CONF.	ADJ CONF.
Average RPI Loss: 70		RECORD	PCT. RANK	GAMES	SCHEDULE		OF SCHEDULE	RPI	RPI	RPI	RPI
DIV. I ONLY		24-30-0	.44444	190	3-12-0		82	53	133	.50581	133
DIV. I NON-CONF.		14-10-0	.58333	92	1-1-0		97	105	73	.53691	72
TOTALS		RPI 1-25	RPI 26-50		W-L RECORDS		RPI 51-100		RPI 101-150		RPI 150+
24-30-0		0-9-0	3-5-0		OVERALL		3-11-0		2-2-0		16-3-0
15-11-0		0-1-0	1-2-0		HOME		1-5-0		1-1-0		12-2-0
7-19-0		0-8-0	1-3-0		AWAY		2-6-0		0-1-0		4-1-0
2-0-0		0-0-0	1-0-0		NEUTRAL		0-0-0		1-0-0		0-0-0
14-10-0		0-3-0	2-0-0		NON-CONFERENCE		2-3-0		2-2-0		8-2-0
7-4-0		0-1-0	0-0-0		HOME		0-0-0		1-1-0		6-2-0
5-6-0		0-2-0	1-0-		AWAY		2-3-0		0-1-0		2-0-0
2-0-0		0-0-0	1-0-0		NEUTRAL		0-0-0		1-0-0		0-0-0
10-20-0		0-6-0	1-5-0		CONFERENCE		1-8-0		0-0-0		8-1-0
8-7-0		0-0-0	1-2-0		HOME		1-5-0		0-0-0		6-0-0
2-13-0		0-6-0	0-3-0		AWAY		0-3-0		0-0-0		2-1-0
0-0-0		0-0-0	0-0-0		NEUTRAL		0-0-0		0-0-0		0-0-0
RPI S	Opponent	Score	RPI S	Opponent	Score	RPI S	Opponent	Score	RPI S	Opponent	Score
2 A	Louisville	2 14	31 H	Louisiana Tech	9 12	64 H	Marshall	1 14	103 H	Austin Peay	2 16
2 H	Louisville	0 17	31 H	Louisiana Tech	1 3	64 H	Marshall	1 8	120 N	Cincinnati	5 2
16 A	Vanderbilt	1 6	31 H	Louisiana Tech	6 3	64 H	Marshall	2 5	136 A	Evansville	2 6
20 A	Southern Miss.	0 3	34 A	Fla. Atlantic	2 10	70 A	Kentucky	14 6	136 H	Evansville	6 5
20 A	Southern Miss.	5 12	34 A	Fla. Atlantic	1 4	82 A	Old Dominion	3 8	155 A	UAB	0 2
20 A	Southern Miss.	4 13	34 A	Fla. Atlantic	3 4	82 A	Old Dominion	8 12	155 A	UAB	6 5
24 A	Rice	2 5	43 N	South Ala.	11 10	82 A	Old Dominion	2 4	155 A	UAB	2 1
24 A	Rice	3 9	45 A	Georgia	8 7	88 A	Tennessee	6 0	165 H	Middle Tenn.	10 4
24 A	Rice	2 3				92 A	Jacksonville St.	4 5	165 H	Middle Tenn.	3 1
						92 A	Jacksonville St.	7 9	165 H	Middle Tenn.	2 1
						92 A	Jacksonville St.	7 8	187 H	UTSA	8 5
						98 H	FIU	7 8	187 H	UTSA	14 10
						98 H	FIU	7 8	187 H	UTSA	7 5
						98 H	FIU	3 2	190 A	Belmont	10 4
									190 H	Belmont	3 2
									193 A	Lipscomb	4 3
									193 H	Lipscomb	6 0
									211 H	Albany (NY)	4 7
									211 H	Albany (NY)	5 3
									211 H	Albany (NY)	12 2
									258 H	Youngstown St.	7 8
									258 H	Youngstown St.	11 1
									258 H	Youngstown St.	5 3
			LAST 15 GAMES								
			34 A	Fla. Atlantic	2 10	20 A	Southern Miss.	0 3			
			34 A	Fla. Atlantic	1 4	20 A	Southern Miss.	5 12			
			34 A	Fla. Atlantic	3 4	16 A	Vanderbilt	1 6			
			64 H	Marshall	2 5						
			64 H	Marshall	1 14						

Non-Div. I Games:

Western Ky.

64 H Marshall	1	8
20 A Southern Miss.	4	13

W
e
s
t
e
r
n
K
Y
.

W
e
s
t
e
r
n
K
Y
.

Average RPI Win: 225 Average RPI Loss: 173		WON-LOST RECORD	WINNING PCT. RANK	LAST 15 GAMES	STRENGTH OF SCHEDULE	OPP. STRENGTH OF SCHEDULE	TEAM RPI	ADJ RPI		CONF. RPI	ADJ CONF. RPI								
DIV. I ONLY		42-16-1	.72034	10	9-5-0	280	245	134	.50514	134	27	27							
DIV. I NON-CONF.		23-9-1	.71212	31	2-2-0	271	245	125	.50799	125	28	28							
<hr/>																			
TOTALS		RPI 1-25		RPI 26-50		W-L RECORDS		RPI 51-100		RPI 101-150		RPI 150+							
42-16-1		0-2-0		0-0-0		OVERALL		1-0-0		4-1-0		37-13-1							
21-8-1		0-0-0		0-0-0		HOME		0-0-0		4-1-0		17-7-1							
14-5-0		0-2-0		0-0-0		AWAY		0-0-0		0-0-0		14-3-0							
7-3-0		0-0-0		0-0-0		NEUTRAL		1-0-0		0-0-0		6-3-0							
23-9-1		0-2-0		0-0-0		NON-CONFERENCE		1-0-0		4-1-0		18-6-1							
12-5-1		0-0-0		0-0-0		HOME		0-0-0		4-1-0		8-4-1							
8-3-0		0-2-0		0-0-		AWAY		0-0-0		0-0-0		8-1-0							
3-1-0		0-0-0		0-0-0		NEUTRAL		1-0-0		0-0-0		2-1-0							
19-7-0		0-0-0		0-0-0		CONFERENCE		0-0-0		0-0-0		19-7-0							
9-3-0		0-0-0		0-0-0		HOME		0-0-0		0-0-0		9-3-0							
6-2-0		0-0-0		0-0-0		AWAY		0-0-0		0-0-0		6-2-0							
4-2-0		0-0-0		0-0-0		NEUTRAL		0-0-0		0-0-0		4-2-0							
RPI	S	Opponent	Score		RPI	S	Opponent	Score		RPI	S	Opponent	Score						
8	A	North Carolina St.	1	17			St. Mary's (CA)	61	N	8	5	108	H	Princeton	1	4			
8	A	North Carolina St.	8	13				108	H	Princeton	7	0							
								108	H	Princeton	1	0							
								108	H	Princeton	1	0							
								111	H	Rutgers	3	2							
								158	H	Holy Cross	2	4							
								158	H	Holy Cross	1	3							
								158	H	Holy Cross	4	2							
								158	H	Holy Cross	9	0							
								158	N	Holy Cross	2	3							
								158	N	Holy Cross	1	0							
								158	N	Holy Cross	2	1							
								172	A	UMBC	4	5							
								172	H	UMBC	4	6							
								177	N	Air Force	3	1							
								177	N	Air Force	5	0							
								177	N	Air Force	5	10							
								179	A	Georgetown	6	5							
								205	H	Central Conn. St.	2	9							
								205	H	Central Conn. St.	1	8							
					205	H	Central Conn. St.	2	3										
LAST 15 GAMES																			
					8	A	North Carolina St.	1	17	261	N	Bucknell	5	3	212	H	Yale	3	2
					61	N	St. Mary's (CA)	8	5	261	N	Bucknell	3	9	212	H	Yale	8	2
					8	A	North Carolina St.	8	13	261	A	Bucknell	15	0	212	H	Yale	2	2
					158	N	Holy Cross	1	0						212	H	Yale	11	4
					158	N	Holy Cross	2	3						225	A	Towson	6	5
															243	H	Buffalo	6	2

Non-Div. I Games: Chestnut Hill 13 1

Navy

158 N Holy Cross	2	1
261 N Bucknell	13	6

RPI	S	Opponent	Score	
244	H	Lehigh	10	3
244	H	Lehigh	2	9
244	H	Lehigh	3	0
244	H	Lehigh	3	0
254	H	Army West Point	6	2
254	H	Army West Point	7	3
254	H	Army West Point	3	2
254	H	Army West Point	3	1
261	A	Bucknell	4	6
261	A	Bucknell	15	0
261	A	Bucknell	7	4
261	A	Bucknell	2	0
261	N	Bucknell	5	3
261	N	Bucknell	13	6
261	N	Bucknell	3	9
263	H	NJIT	7	3
263	H	NJIT	4	0
265	A	Lafayette	19	6
265	A	Lafayette	7	0
265	A	Lafayette	8	4
265	A	Lafayette	5	7
274	A	George Mason	13	9
287	A	N.C. A&T	6	1
287	A	N.C. A&T	14	8
287	A	N.C. A&T	11	4
291	A	Delaware St.	16	4
291	H	Delaware St.	20	4

N
a
v
y

N
a
v
y

RPI	S	Opponent	Score	
294	A	UMES	16	4
294	H	UMES	11	2

Navy

N
a
v
y

N
a
v
y

Average RPI Win:	203	WON-LOST	WINNING	LAST 15	STRENGTH OF	OPP. STRENGTH	TEAM	ADJ	CONF.	ADJ CONF.	
Average RPI Loss:	115	RECORD	PCT. RANK	GAMES	SCHEDULE	OF SCHEDULE	RPI	RPI	RPI	RPI	
DIV. I ONLY	28-26-1	.51818	130	7-8-0	163	171	135	.50509	135	16	16
DIV. I NON-CONF.	18-15-1	.54412	119	2-1-0	195	190	114	.51229	114	16	16
<hr/>											
TOTALS	RPI 1-25	RPI 26-50		W-L RECORDS		RPI 51-100		RPI 101-150		RPI 150+	
28-26-1	1-5-0	1-4-0		OVERALL		3-5-0		3-4-1		20-8-0	
14-6-0	0-0-0	1-2-0		HOME		0-0-0		0-1-0		13-3-0	
12-17-1	1-5-0	0-1-0		AWAY		2-4-0		2-3-1		7-4-0	
2-3-0	0-0-0	0-1-0		NEUTRAL		1-1-0		1-0-0		0-1-0	
<hr/>											
18-15-1	1-5-0	0-1-0		NON-CONFERENCE		2-2-0		1-2-1		14-5-0	
9-2-0	0-0-0	0-0-0		HOME		0-0-0		0-1-0		9-1-0	
8-12-1	1-5-0	0-0-		AWAY		1-2-0		1-1-1		5-3-0	
1-1-0	0-0-0	0-0-0		NEUTRAL		1-0-0		0-0-0		0-1-0	
<hr/>											
10-11-0	0-0-0	1-3-0		CONFERENCE		1-3-0		2-2-0		6-3-0	
5-4-0	0-0-0	1-2-0		HOME		0-0-0		0-0-0		4-2-0	
4-5-0	0-0-0	0-0-0		AWAY		1-2-0		1-2-0		2-1-0	
1-2-0	0-0-0	0-1-0		NEUTRAL		0-1-0		1-0-0		0-0-0	
<hr/>											
RPI S	Opponent	Score		RPI S	Opponent	Score		RPI S	Opponent	Score	
2 A	Louisville	4	8	30 A	UNCW	1	16	72 A	Xavier	8	11
2 A	Louisville	5	6	49 H	Creighton	3	6	72 A	Xavier	4	2
2 A	Louisville	0	4	49 H	Creighton	2	8	72 A	Xavier	0	1
11 A	Florida St.	2	9	49 H	Creighton	6	2	72 N	Xavier	8	9
11 A	Florida St.	4	16	49 N	Creighton	3	4	87 A	Nevada	1	5
11 A	Florida St.	5	1					87 A	Nevada	1	12
								87 A	Nevada	10	3
								97 N	Western Caro.	14	3
					</						

Non-Div. I Games:

St. John's (NY)

49	H	Creighton	3	6
211	H	Albany (NY)	3	2

RPI	S	Opponent	Score	
276	H	Butler	2	0
277	H	La Salle	16	7
277	H	La Salle	15	0
277	H	La Salle	9	2
279	A	NYIT	8	1
279	H	NYIT	15	6
284	A	Iona	5	2
284	H	Iona	13	3
295	H	Saint Peter's	8	9

Average RPI Win: 170		WON-LOST	WINNING	LAST 15	STRENGTH OF		OPP. STRENGTH	TEAM	ADJ		CONF.	ADJ CONF.	
Average RPI Loss: 117		RECORD	PCT. RANK	GAMES	SCHEDULE		OF SCHEDULE	RPI	RPI		RPI	RPI	
DIV. I ONLY		28-27-0	.50909	140	5-10-0		139	143	136	.50458	136	9	9
DIV. I NON-CONF.		17-13-0	.56667	106	1-1-0		215	186	119	.51095	119	12	11
TOTALS		RPI 1-25	RPI 26-50		W-L RECORDS		RPI 51-100		RPI 101-150		RPI 150+		
28-27-0		0-4-0	0-3-0		OVERALL		3-4-0		8-8-0		17-8-0		
15-8-0		0-0-0	0-0-0		HOME		0-0-0		7-4-0		8-4-0		
9-15-0		0-3-0	0-3-0		AWAY		3-3-0		0-3-0		6-3-0		
4-4-0		0-1-0	0-0-0		NEUTRAL		0-1-0		1-1-0		3-1-0		
17-13-0		0-0-0	0-3-0		NON-CONFERENCE		0-1-0		4-4-0		13-5-0		
9-2-0		0-0-0	0-0-0		HOME		0-0-0		4-1-0		5-1-0		
6-9-0		0-0-0	0-0-		AWAY		0-0-0		0-3-0		6-3-0		
2-2-0		0-0-0	0-0-0		NEUTRAL		0-1-0		0-0-0		2-1-0		
11-14-0		0-4-0	0-0-0		CONFERENCE		3-3-0		4-4-0		4-3-0		
6-6-0		0-0-0	0-0-0		HOME		0-0-0		3-3-0		3-3-0		
3-6-0		0-3-0	0-0-0		AWAY		3-3-0		0-0-0		0-0-0		
2-2-0		0-1-0	0-0-0		NEUTRAL		0-0-0		1-1-0		1-0-0		
RPI S	Opponent	Score	RPI S	Opponent	Score	RPI S	Opponent	Score	RPI S	Opponent	Score		
25 A	Dallas Baptist	5 6	43 A	South Ala.	4 5	69 A	Indiana St.	0 7	104 H	Indiana	6 7		
25 A	Dallas Baptist	2 12	43 A	South Ala.	5 18	69 A	Indiana St.	3 2	109 H	Bradley	7 6		
25 A	Dallas Baptist	8 12	43 A	South Ala.	0 11	69 A	Indiana St.	0 3	109 H	Bradley	3 4		
25 N	Dallas Baptist	6 13				71 N	Kent St.	3 6	109 H	Bradley	2 0		
						83 A	Missouri St.	6 10	110 A	Liberty	2 5		
						83 A	Missouri St.	14 5	110 A	Liberty	3 5		
						83 A	Missouri St.	7 1	112 H	FGCU	1 0		
									112 H	FGCU	5 1		
									112 H	FGCU	13 7		
									122 H	Southern Ill.	1 4		
									122 H	Southern Ill.	0 4		
									122 H	Southern Ill.	4 3		
									122 N	Southern Ill.	3 2		
									122 N	Southern Ill.	3 4		
									133 A	Western Ky.	5 6		
									133 H	Western Ky.	6 2		
									181 N	Monmouth	15 3		
									183 H	Wichita St.	5 6		
									183 H	Wichita St.	11 1		
									183 H	Wichita St.	7 2		
									188 A	Wofford	5 7		
									190 A	Belmont	13 7		
									190 H	Belmont	1 11		
									198 A	Murray St.	2 1		
									198 H	Murray St.	5 1		
									205 N	Central Conn. St.	5 9		
									205 N	Central Conn. St.	5 0		
LAST 15 GAMES			LAST 15 GAMES			LAST 15 GAMES			LAST 15 GAMES				
			122 N	Southern Ill.	3 2				122 H	Southern Ill.	4 3		
			25 N	Dallas Baptist	6 13				122 H	Southern Ill.	0 4		
			219 N	Illinois St.	4 3				122 H	Southern Ill.	1 4		
			122 N	Southern Ill.	3 4								
			69 A	Indiana St.	0 3								

Non-Div. I Games: Southern Ind. 2 1

Evansville

69	A	Indiana St.	0	7
69	A	Indiana St.	3	2

RPI	S	Opponent	Score	
210	H	Northern Ill.	5	2
210	H	Northern Ill.	8	6
210	H	Northern Ill.	11	10
215	A	Eastern Ky.	5	6
215	A	Eastern Ky.	10	2
215	A	Eastern Ky.	4	0
219	H	Illinois St.	6	8
219	H	Illinois St.	4	3
219	H	Illinois St.	0	4
219	N	Illinois St.	4	3
223	A	USC Upstate	5	2
266	A	UT Martin	29	9
280	A	SIUE	10	11
280	H	SIUE	13	2

Evansville

E
v
a
n
s
v
i
l
l
e

E
v
a
n
s
v
i
l
l
e

Average RPI Win: 174		WON-LOST RECORD		WINNING PCT. RANK		LAST 15 GAMES		STRENGTH OF SCHEDULE		OPP. STRENGTH OF SCHEDULE		TEAM RPI		ADJ RPI		CONF. RPI		ADJ CONF. RPI	
DIV. I ONLY		33-22-0		.6 74		8-7-0		255		112		137		.50441 137		8		8	
DIV. I NON-CONF.		22-9-0		.70968 32		1-4-0		296		154		151		.49618 151		11		12	
TOTALS		RPI 1-25		RPI 26-50		W-L RECORDS		RPI 51-100		RPI 101-150		RPI 150+							
33-22-0		0-3-0		3-5-0		OVERALL		5-1-0		4-2-0		21-11-0							
21-7-0		0-0-0		3-2-0		HOME		3-1-0		3-0-0		12-4-0							
12-15-0		0-3-0		0-3-0		AWAY		2-0-0		1-2-0		9-7-0							
0-0-0		0-0-0		0-0-0		NEUTRAL		0-0-0		0-0-0		0-0-0							
22-9-0		0-0-0		2-0-0		NON-CONFERENCE		5-1-0		0-0-0		15-8-0							
12-4-0		0-0-0		2-0-0		HOME		3-1-0		0-0-0		7-3-0							
10-5-0		0-0-0		0-0-		AWAY		2-0-0		0-0-0		8-5-0							
0-0-0		0-0-0		0-0-0		NEUTRAL		0-0-0		0-0-0		0-0-0							
11-13-0		0-3-0		1-5-0		CONFERENCE		0-0-0		4-2-0		6-3-0							
9-3-0		0-0-0		1-2-0		HOME		0-0-0		3-0-0		5-1-0							
2-10-0		0-3-0		0-3-0		AWAY		0-0-0		1-2-0		1-2-0							
0-0-0		0-0-0		0-0-0		NEUTRAL		0-0-0		0-0-0		0-0-0							
RPI	S	Opponent		Score		RPI	S	Opponent		Score		RPI	S	Opponent		Score			
18	A	UC Santa Barbara		0	1	41	H	Long Beach St.		0	12	89	H	William & Mary		11	3		
18	A	UC Santa Barbara		2	8	41	H	Long Beach St.		4	2	89	H	William & Mary		11	7		
18	A	UC Santa Barbara		4	5	41	H	Long Beach St.		3	6	91	A	Pepperdine		3	0		
						42	A	Cal St. Fullerton		5	8	91	H	Pepperdine		1	3		
						42	A	Cal St. Fullerton		4	7	100	A	UCLA		4	1		
						42	A	Cal St. Fullerton		1	2	100	H	UCLA		20	12		
						48	H	UConn		2	1								
						48	H	UConn		12	4								

Non-Div. I Games:

CSUN

275	A	Purdue	0	1
275	A	Purdue	0	5

RPI	S	Opponent	Score	
253	H	CSU Bakersfield	5	8
253	H	CSU Bakersfield	3	5
270	H	Northern Colo.	6	0
270	H	Northern Colo.	5	3
270	H	Northern Colo.	2	3
270	H	Northern Colo.	4	2
274	A	George Mason	1	0
275	A	Purdue	0	8
275	A	Purdue	6	0
275	A	Purdue	0	1
275	A	Purdue	0	5

Average RPI Win: 188		WON-LOST	WINNING	LAST 15	STRENGTH OF		OPP. STRENGTH	TEAM	ADJ		CONF.	ADJ CONF.	
Average RPI Loss: 113		RECORD	PCT. RANK	GAMES	SCHEDULE		OF SCHEDULE	RPI	RPI		RPI	RPI	
DIV. I ONLY		29-28-0	.50877	144	10-5-0		169	173	138	.5043	138	19	19
DIV. I NON-CONF.		9-14-0	.3913	211	1-0-0		137	92	134	.50333	134	15	15
TOTALS		RPI 1-25	RPI 26-50		W-L RECORDS		RPI 51-100		RPI 101-150		RPI 150+		
29-28-0		1-3-0	2-7-0		OVERALL		1-6-0		5-3-0		20-9-0		
12-7-0		0-0-0	1-2-0		HOME		0-0-0		2-0-0		9-5-0		
14-19-0		1-3-0	1-3-0		AWAY		1-6-0		2-2-0		9-3-0		
3-2-0		0-0-0	0-1-0		NEUTRAL		0-0-0		1-1-0		2-0-0		
9-14-0		1-3-0	1-2-0		NON-CONFERENCE		1-6-0		1-1-0		5-2-0		
3-1-0		0-0-0	0-0-0		HOME		0-0-0		0-0-0		3-1-0		
6-13-0		1-3-0	1-0-		AWAY		1-6-0		1-1-0		2-1-0		
0-0-0		0-0-0	0-0-0		NEUTRAL		0-0-0		0-0-0		0-0-0		
20-14-0		0-0-0	1-5-0		CONFERENCE		0-0-0		4-2-0		15-7-0		
9-6-0		0-0-0	1-2-0		HOME		0-0-0		2-0-0		6-4-0		
8-6-0		0-0-0	0-2-0		AWAY		0-0-0		1-1-0		7-3-0		
3-2-0		0-0-0	0-1-0		NEUTRAL		0-0-0		1-1-0		2-0-0		
RPI S	Opponent	Score	RPI S	Opponent	Score	RPI S	Opponent	Score	RPI S	Opponent	Score		
25 A	Dallas Baptist	4 10	31 A	Louisiana Tech	2 7	86 A	New Orleans	0 9	143 A	Milwaukee	7 3		
25 A	Dallas Baptist	2 9	31 A	Louisiana Tech	5 7	86 A	New Orleans	8 9	143 A	Milwaukee	5 6		
25 A	Dallas Baptist	6 1	31 A	Louisiana Tech	8 3	86 A	New Orleans	3 5	143 H	Milwaukee	5 3		
25 A	Dallas Baptist	1 2	37 A	Wright St.	10 11	92 A	Jacksonville St.	14 4	143 H	Milwaukee	7 6		
			37 A	Wright St.	2 8	92 A	Jacksonville St.	10 11	143 N	Milwaukee	12 7		
			37 H	Wright St.	3 7	92 A	Jacksonville St.	3 9	143 N	Milwaukee	6 9		
			37 H	Wright St.	6 9	96 A	Notre Dame	1 3	149 A	La.-Monroe	9 18		
			37 H	Wright St.	3 2				149 A	La.-Monroe	9 6		
			37 N	Wright St.	2 7				168 A	Oakland	10 4		
									168 A	Oakland	11 0		
									168 A	Oakland	3 5		
									168 H	Oakland	17 2		
									168 H	Oakland	3 2		
									175 H	Ball St.	2 3		
									192 A	Ill.-Chicago	5 2		
									192 A	Ill.-Chicago	3 5		
									192 H	Ill.-Chicago	2 1		
									192 H	Ill.-Chicago	3 4		
									192 H	Ill.-Chicago	0 5		
									192 N	Ill.-Chicago	4 2		
									210 A	Northern Ill.	10 11		
									214 A	Western Mich.	8 4		
									219 H	Illinois St.	8 6		
									246 A	Northern Ky.	16 1		
									246 A	Northern Ky.	5 4		
									246 A	Northern Ky.	6 4		
									246 H	Northern Ky.	4 9		
LAST 15 GAMES													
			37 N	Wright St.	2 7	258 H	Youngstown St.	4 0					
			143 N	Milwaukee	12 7	168 H	Oakland	17 2					
			192 N	Ill.-Chicago	4 2	168 H	Oakland	3 2					
			143 N	Milwaukee	6 9								
			246 N	Northern Ky.	10 7								

Non-Div. I Games: Purdue-North Cent. 17 6

Valparaiso

258 H Youngstown St.	7	5
258 H Youngstown St.	6	1

RPI	S	Opponent	Score	
246	H	Northern Ky.	4	12
246	N	Northern Ky.	10	7
258	A	Youngstown St.	6	7
258	A	Youngstown St.	15	7
258	H	Youngstown St.	7	5
258	H	Youngstown St.	4	0
258	H	Youngstown St.	6	1
275	H	Purdue	13	10
292	A	Chicago St.	10	6
292	H	Chicago St.	12	4

[illegible]

Non-Div. I Games:

Saint Joseph's

222 H St. Bonaventure	2	7
222 H St. Bonaventure	4	1

RPI	S	Opponent	Score	
201	H	Fordham	7	6
201	N	Fordham	7	6
214	N	Western Mich.	17	8
220	N	Central Mich.	5	2
222	H	St. Bonaventure	0	2
222	H	St. Bonaventure	2	7
222	H	St. Bonaventure	4	1
224	N	UC Davis	10	8
238	H	Villanova	8	3
238	H	Villanova	8	0
240	A	Saint Louis	3	2
240	A	Saint Louis	3	2
240	A	Saint Louis	6	22
250	A	Massachusetts	3	1
250	A	Massachusetts	17	7
250	A	Massachusetts	6	1
261	H	Bucknell	6	5
265	A	Lafayette	9	4
269	N	Rider	5	3
277	A	La Salle	2	3
277	A	La Salle	10	2
277	A	La Salle	14	2

Saint Joseph's

S
a
i
n
t
J
o
s
e
p
h
'
s

S
a
i
n
t
J
o
s
e
p
h
'
s

UNLV

UNLV

94 H Fresno St.	8	5
94 H Fresno St.	2	7

U
N
L
V

U
N
L
V

Average RPI Win:		143	WON-LOST	WINNING	LAST 15	STRENGTH OF		OPP. STRENGTH	TEAM	ADJ	CONF.	ADJ CONF.
Average RPI Loss:		106	RECORD	PCT. RANK	GAMES	SCHEDULE		OF SCHEDULE	RPI	RPI	RPI	RPI
DIV. I ONLY		22-34-0	.39286	225	7-8-0	90		115	141	.50373	141	11
DIV. I NON-CONF.		8-21-0	.27586	265	2-3-0	74		106	172	.48459	172	8
TOTALS		RPI 1-25	RPI 26-50		W-L RECORDS		RPI 51-100		RPI 101-150		RPI 150+	
22-34-0		0-4-0	3-4-0		OVERALL		5-11-0		4-6-0		10-9-0	
8-4-0		0-0-0	2-2-0		HOME		1-2-0		3-0-0		2-0-0	
12-26-0		0-4-0	1-2-0		AWAY		4-9-0		1-5-0		6-6-0	
2-4-0		0-0-0	0-0-0		NEUTRAL		0-0-0		0-1-0		2-3-0	
8-21-0		0-4-0	1-3-0		NON-CONFERENCE		2-5-0		0-4-0		5-5-0	
1-1-0		0-0-0	0-1-0		HOME		0-0-0		0-0-0		1-0-0	
5-16-0		0-4-0	1-0-		AWAY		2-5-0		0-3-0		2-2-0	
2-4-0		0-0-0	0-0-0		NEUTRAL		0-0-0		0-1-0		2-3-0	
14-13-0		0-0-0	2-1-0		CONFERENCE		3-6-0		4-2-0		5-4-0	
7-3-0		0-0-0	2-1-0		HOME		1-2-0		3-0-0		1-0-0	
7-10-0		0-0-0	0-0-0		AWAY		2-4-0		1-2-0		4-4-0	
0-0-0		0-0-0	0-0-0		NEUTRAL		0-0-0		0-0-0		0-0-0	
RPI S	Opponent	Score	RPI S	Opponent	Score	RPI S	Opponent	Score	RPI S	Opponent	Score	
18 A	UC Santa Barbara	2 8	33 H	Gonzaga	5 3	56 H	BYU	3 9	116 A	Loyola Marymount	1 5	
18 A	UC Santa Barbara	3 7	33 H	Gonzaga	9 1	56 H	BYU	6 12	116 A	Loyola Marymount	4 13	
18 A	UC Santa Barbara	5 6	33 H	Gonzaga	2 10	56 H	BYU	6 5	116 A	Loyola Marymount	4 3	
18 A	UC Santa Barbara	5 13	46 A	Oregon St.	5 8	61 A	St. Mary's (CA)	6 5	121 A	Cal Poly	5 10	
			46 A	Oregon St.	0 4	61 A	St. Mary's (CA)	2 4	121 A	Cal Poly	6 7	
			46 A	Oregon St.	5 0	61 A	St. Mary's (CA)	1 5	121 A	Cal Poly	1 2	
			47 H	New Mexico	3 12	68 A	California	4 5	125 H	San Diego	13 3	
						68 A	California	5 7	125 H	San Diego	7 6	
						74 A	Stanford	6 7	125 H	San Diego	8 2	
						87 A	Nevada	5 6	129 N	Utah Valley	4 8	
						91 A	Pepperdine	0 7	171 A	Sacramento St.	5 6	
						91 A	Pepperdine	0 2	173 N	Hawaii	7 9	
						91 A	Pepperdine	3 1	173 N	Hawaii	5 4	
						94 A	Fresno St.	6 3	173 N	Hawaii	3 11	
						94 A	Fresno St.	1 10	186 A	Santa Clara	5 2	
						94 A	Fresno St.	7 3	186 A	Santa Clara	6 3	
									186 A	Santa Clara	0 2	
									213 N	Grand Canyon	5 6	
									221 N	UMass Lowell	8 1	
									224 A	UC Davis	3 15	
									224 A	UC Davis	2 1	
									227 A	Pacific	3 5	
									227 A	Pacific	2 14	
									227 H	Pacific	3 2	
									231 A	Portland	2 5	
									231 A	Portland	10 2	
									231 A	Portland	10 2	
									231 A	Portland	10 3	
			LAST 15 GAMES									
			94 A	Fresno St.	6 3	231 A	Portland	10 3				
			94 A	Fresno St.	7 3	231 A	Portland	2 5				
			94 A	Fresno St.	1 10	231 A	Portland	10 2				
			56 H	BYU	3 9							
			56 H	BYU	6 12							

Non-Div. I Games:

San Francisco

56	H	BYU	6	5
87	A	Nevada	5	6

RPI	S	Opponent	Score	
232	A	San Jose St.	6	3
232	H	San Jose St.	4	3

San Francisco

S
a
n
F
r
a
n
c
i
s
c
o

S
a
n
F
r
a
n
c
i
s
c
o

Average RPI Win: 223		WON-LOST	WINNING	LAST 15	STRENGTH OF		OPP. STRENGTH	TEAM	ADJ	CONF.	ADJ CONF.				
Average RPI Loss: 144		RECORD	PCT. RANK	GAMES	SCHEDULE		OF SCHEDULE	RPI	RPI	RPI	RPI				
DIV. I ONLY		31-21-0	.59615	79	8-7-0		206	263	142	.50354	142	31	31		
DIV. I NON-CONF.		11-14-0	.44	181	1-4-0		26	165	120	.50987	120	31	31		
TOTALS		RPI 1-25	RPI 26-50		W-L RECORDS		RPI 51-100		RPI 101-150		RPI 150+				
31-21-0		0-3-0	0-0-0		OVERALL		4-6-0		1-3-0		26-9-0				
19-7-0		0-0-0	0-0-0		HOME		3-4-0		1-2-0		15-1-0				
11-12-0		0-3-0	0-0-0		AWAY		1-2-0		0-1-0		10-6-0				
1-2-0		0-0-0	0-0-0		NEUTRAL		0-0-0		0-0-0		1-2-0				
11-14-0		0-3-0	0-0-0		NON-CONFERENCE		4-6-0		1-3-0		6-2-0				
8-6-0		0-0-0	0-0-0		HOME		3-4-0		1-2-0		4-0-0				
3-8-0		0-3-0	0-0-		AWAY		1-2-0		0-1-0		2-2-0				
0-0-0		0-0-0	0-0-0		NEUTRAL		0-0-0		0-0-0		0-0-0				
20-7-0		0-0-0	0-0-0		CONFERENCE		0-0-0		0-0-0		20-7-0				
11-1-0		0-0-0	0-0-0		HOME		0-0-0		0-0-0		11-1-0				
8-4-0		0-0-0	0-0-0		AWAY		0-0-0		0-0-0		8-4-0				
1-2-0		0-0-0	0-0-0		NEUTRAL		0-0-0		0-0-0		1-2-0				
RPI S	Opponent	Score		RPI S	Opponent	Score		RPI S	Opponent	Score		RPI S	Opponent	Score	
3 A	Miami (FL)	3	13					63 A	North Florida	0	15	112 H	FGCU	5	6
3 A	Miami (FL)	7	12					63 H	North Florida	6	9	112 H	FGCU	14	9
3 A	Miami (FL)	2	11					64 H	Marshall	20	4	112 H	FGCU	6	8
								64 H	Marshall	9	11	148 A	Auburn	2	11
								64 H	Marshall	9	4	156 A	Alabama St.	14	8
								84 H	Jacksonville	5	8	163 A	Bethune-Cookman	6	3
								95 A	Mercer	3	11	163 A	Bethune-Cookman	5	6
								95 A	Mercer	14	7	163 A	Bethune-Cookman	5	7
								95 H	Mercer	7	6	163 H	Bethune-Cookman	2	1
								95 H	Mercer	5	22	163 H	Bethune-Cookman	15	3
												163 H	Bethune-Cookman	5	3
												163 N	Bethune-Cookman	2	5
												203 H	Toledo	12	4
												214 H	Western Mich.	9	0
												214 H	Western Mich.	12	5
												214 H	Western Mich.	2	1
												268 N	Norfolk St.	2	4
												278 A	N.C. Central	6	9
												278 A	N.C. Central	5	4
												278 A	N.C. Central	4	0
												278 H	N.C. Central	6	4
												278 H	N.C. Central	16	4
												278 H	N.C. Central	6	3
												278 N	N.C. Central	10	2
												286 A	Jackson St.	9	16
												286 A	Jackson St.	3	4
												286 A	Jackson St.	15	2
				LAST 15 GAMES											
				163 N	Bethune-Cookman	2	5	95 H	Mercer	7	6				
				268 N	Norfolk St.	2	4	278 A	N.C. Central	5	4				
				278 N	N.C. Central	10	2	278 A	N.C. Central	6	9				
				287 H	N.C. A&T	12	2								
				287 H	N.C. A&T	7	2								

Non-Div. I Games:

Florida A&M

287	H	N.C. A&T	20	4
95	H	Mercer	5	22

RPI	S	Opponent	Score	
287	A	N.C. A&T	22	11
287	A	N.C. A&T	17	7
287	A	N.C. A&T	5	3
287	H	N.C. A&T	7	2
287	H	N.C. A&T	12	2
287	H	N.C. A&T	20	4
288	A	Savannah St.	7	2
288	A	Savannah St.	12	5
288	A	Savannah St.	1	2
288	H	Savannah St.	9	6
288	H	Savannah St.	5	10
288	H	Savannah St.	11	4

Florida A&M

F
l
o
r
i
d
a

A
&
M

F
l
o
r
i
d
a

A
&
M

Average RPI Win: 193		WON-LOST RECORD		WINNING PCT. RANK		LAST 15 GAMES		STRENGTH OF SCHEDULE		OPP. STRENGTH OF SCHEDULE		TEAM RPI		ADJ RPI		CONF. RPI		ADJ CONF. RPI		
DIV. I ONLY		29-26-0		.52727 121		10-5-0		213		168		143		.5026 143		19		19		
DIV. I NON-CONF.		11-13-0		.45833 168		1-1-0		192		114		129		.50503 129		15		15		
TOTALS		RPI 1-25		RPI 26-50		W-L RECORDS		RPI 51-100		RPI 101-150		RPI 150+								
29-26-0		1-3-0		2-3-0		OVERALL		0-2-0		4-9-0		22-9-0								
10-6-0		0-0-0		1-1-0		HOME		0-0-0		1-1-0		8-4-0								
17-15-0		1-3-0		1-1-0		AWAY		0-1-0		2-7-0		13-3-0								
2-5-0		0-0-0		0-1-0		NEUTRAL		0-1-0		1-1-0		1-2-0								
11-13-0		1-3-0		0-0-0		NON-CONFERENCE		0-2-0		2-5-0		8-3-0								
2-1-0		0-0-0		0-0-0		HOME		0-0-0		0-0-0		2-1-0								
8-9-0		1-3-0		0-0-		AWAY		0-1-0		2-5-0		5-0-0								
1-3-0		0-0-0		0-0-0		NEUTRAL		0-1-0		0-0-0		1-2-0								
18-13-0		0-0-0		2-3-0		CONFERENCE		0-0-0		2-4-0		14-6-0								
8-5-0		0-0-0		1-1-0		HOME		0-0-0		1-1-0		6-3-0								
9-6-0		0-0-0		1-1-0		AWAY		0-0-0		0-2-0		8-3-0								
1-2-0		0-0-0		0-1-0		NEUTRAL		0-0-0		1-1-0		0-0-0								
RPI S	Opponent		Score		RPI S	Opponent		Score		RPI S	Opponent		Score		RPI S	Opponent		Score		
14 A	Texas Tech		3	12	37 A	Wright St.		1	6	71 N	Kent St.		6	7	119 A	Arkansas St.		1	8	
14 A	Texas Tech		0	12	37 A	Wright St.		5	1	73 A	Iowa		1	9	119 A	Arkansas St.		9	2	
14 A	Texas Tech		10	3	37 H	Wright St.		2	9						119 A	Arkansas St.		4	7	
14 A	Texas Tech		1	9	37 H	Wright St.		2	0						119 A	Arkansas St.		3	13	
					37 N	Wright St.		1	5						126 A	Kansas St.		1	3	
															126 A	Kansas St.		14	1	
															126 A	Kansas St.		0	7	
															138 A	Valparaiso		3	5	
															138 A	Valparaiso		6	7	
															138 H	Valparaiso		6	5	
															138 H	Valparaiso		3	7	
															138 N	Valparaiso		7	12	
															138 N	Valparaiso		9	6	
															163 N	Bethune-Cookman		11	0	
															168 A	Oakland		5	6	
															168 A	Oakland		8	4	
															168 A	Oakland		7	3	
															168 H	Oakland		8	0	
															168 H	Oakland		5	9	
															175 N	Ball St.		3	9	
															175 N	Ball St.		5	11	
						LAST 15 GAMES									192 A	Ill.-Chicago		5	6	
						37 N	Wright St.		1	5	37 A	Wright St.		5	1	192 A	Ill.-Chicago		7	2
						138 N	Valparaiso		7	12	37 A	Wright St.		1	6	192 A	Ill.-Chicago		3	10
						138 N	Valparaiso		9	6	246 A	Northern Ky.		7	3	192 H	Ill.-Chicago		5	1
						168 A	Oakland		5	6						192 H	Ill.-Chicago		2	3
						168 A	Oakland		8	4						210 A	Northern Ill.		7	6
Non-Div. I Games:		MSOE		15 6		Edgewood		7 5		Wis.-Parkside		12 2		Milwaukee						

168	A	Oakland	7	3
210	H	Northern Ill.	3	7

RPI	S	Opponent	Score	
210	H	Northern Ill.	3	7
219	A	Illinois St.	8	5
219	A	Illinois St.	4	3
219	A	Illinois St.	4	1
219	H	Illinois St.	4	3
246	A	Northern Ky.	7	3
246	A	Northern Ky.	5	4
246	H	Northern Ky.	6	0
246	H	Northern Ky.	8	0
246	H	Northern Ky.	0	3
258	A	Youngstown St.	22	3
258	A	Youngstown St.	10	3
258	A	Youngstown St.	1	0
258	H	Youngstown St.	6	0
258	H	Youngstown St.	4	3
292	A	Chicago St.	12	9
292	H	Chicago St.	6	2

Milwaukee

M
i
l
w
a
u
k
e
e

M
i
l
w
a
u
k
e
e

Average RPI Win: 209		WON-LOST RECORD		WINNING PCT. RANK		LAST 15 GAMES		STRENGTH OF SCHEDULE		OPP. STRENGTH OF SCHEDULE		TEAM RPI		ADJ RPI		CONF. RPI		ADJ CONF. RPI	
DIV. I ONLY		38-20-0		.65517 38		7-8-0		268		177		144		.50208 144		16		16	
DIV. I NON-CONF.		28-10-0		.73684 26		2-0-0		281		220		116		.51182 116		16		16	
TOTALS		RPI 1-25		RPI 26-50		W-L RECORDS		RPI 51-100		RPI 101-150		RPI 150+							
38-20-0		0-0-0		1-4-0		OVERALL		2-6-0		7-6-0		28-4-0							
23-6-0		0-0-0		0-0-0		HOME		0-3-0		3-1-0		20-2-0							
8-9-0		0-0-0		1-2-0		AWAY		1-3-0		0-2-0		6-2-0							
7-5-0		0-0-0		0-2-0		NEUTRAL		1-0-0		4-3-0		2-0-0							
28-10-0		0-0-0		0-1-0		NON-CONFERENCE		2-3-0		5-4-0		21-2-0							
18-2-0		0-0-0		0-0-0		HOME		0-0-0		1-0-0		17-2-0							
3-5-0		0-0-0		0-0-		AWAY		1-3-0		0-2-0		2-0-0							
7-3-0		0-0-0		0-1-0		NEUTRAL		1-0-0		4-2-0		2-0-0							
10-10-0		0-0-0		1-3-0		CONFERENCE		0-3-0		2-2-0		7-2-0							
5-4-0		0-0-0		0-0-0		HOME		0-3-0		2-1-0		3-0-0							
5-4-0		0-0-0		1-2-0		AWAY		0-0-0		0-0-0		4-2-0							
0-2-0		0-0-0		0-1-0		NEUTRAL		0-0-0		0-1-0		0-0-0							
RPI	S	Opponent		Score		RPI	S	Opponent		Score		RPI	S	Opponent		Score			
				36	N	Ohio St.	3	9	72	H	Xavier	6	10	104	N	Indiana	6	4	
				49	A	Creighton	1	3	72	H	Xavier	3	5	104	N	Indiana	7	2	
				49	A	Creighton	1	7	72	H	Xavier	6	10	108	A	Princeton	4	7	
				49	A	Creighton	5	4	73	N	Iowa	7	1	111	A	Rutgers	2	3	
				49	N	Creighton	5	6	98	A	FIU	1	10	111	H	Rutgers	7	6	
									98	A	FIU	1	5	131	N	Missouri	8	4	
									98	A	FIU	3	8	131	N	Missouri	9	1	
									98	A	FIU	2	1	131	N	Missouri	0	7	
														131	N	Missouri	1	4	
														135	H	St. John's (NY)	4	3	
														135	H	St. John's (NY)	3	8	
														135	H	St. John's (NY)	7	0	
														135	N	St. John's (NY)	1	4	
														179	A	Georgetown	2	1	
														179	A	Georgetown	0	1	
														179	A	Georgetown	3	7	
														180	N	Omaha	2	1	
														181	H	Monmouth	13	3	
														217	H	Manhattan	3	2	
														217	H	Manhattan	5	0	
														217	H	Manhattan	2	0	
														218	H	Quinnipiac	5	1	
														218	H	Quinnipiac	14	2	
														218	H	Quinnipiac	4	1	
														238	H	Villanova	7	6	
														238	H	Villanova	13	8	
														238	H	Villanova	4	3	
LAST 15 GAMES				135	N	St. John's (NY)	1	4	135	H	St. John's (NY)	3	8	218	H	Quinnipiac	14	2	
				49	N	Creighton	5	6	135	H	St. John's (NY)	4	3	218	H	Quinnipiac	4	1	
				276	A	Butler	5	2	269	H	Rider	10	4	238	H	Villanova	7	6	
				276	A	Butler	7	6						238	H	Villanova	13	8	
				276	A	Butler	8	2						238	H	Villanova	4	3	

Non-Div. I Games:

Seton Hall

263	A	NJIT	9	3
135	H	St. John's (NY)	7	0

RPI	S	Opponent	Score	
254	A	Army West Point	9	4
254	H	Army West Point	2	8
254	H	Army West Point	11	0
256	H	LIU Brooklyn	3	6
256	H	LIU Brooklyn	6	1
256	H	LIU Brooklyn	10	0
259	H	Wagner	9	2
263	A	NJIT	9	3
263	H	NJIT	9	2
265	H	Lafayette	5	1
269	H	Rider	10	4
276	A	Butler	5	2
276	A	Butler	7	6
276	A	Butler	8	2
284	H	Iona	5	4
288	N	Savannah St.	4	3
295	H	Saint Peter's	8	1
295	H	Saint Peter's	5	4

S
e
t
o
n
H
a
l
l

S
e
t
o
n
H
a
l
l

Average RPI Win:		203	WON-LOST RECORD		WINNING PCT. RANK		LAST 15 GAMES		STRENGTH OF SCHEDULE		OPP. STRENGTH OF SCHEDULE		TEAM RPI		ADJ RPI		CONF. RPI		ADJ CONF. RPI	
Average RPI Loss:		133																		
DIV. I ONLY			34-23-0		.59649 77		10-5-0		231		191		145		.50183 145		28		28	
DIV. I NON-CONF.			12-14-0		.46154 166		0-1-0		167		41		160		.49058 160		27		27	
TOTALS		RPI 1-25		RPI 26-50		W-L RECORDS		RPI 51-100		RPI 101-150		RPI 150+								
34-23-0		1-3-0		1-3-0		OVERALL		0-0-0		6-10-0		26-7-0								
15-9-0		0-0-0		0-1-0		HOME		0-0-0		4-6-0		11-2-0								
16-9-0		1-3-0		0-1-0		AWAY		0-0-0		2-0-0		13-5-0								
3-5-0		0-0-0		1-1-0		NEUTRAL		0-0-0		0-4-0		2-0-0								
12-14-0		1-3-0		1-3-0		NON-CONFERENCE		0-0-0		3-5-0		7-3-0								
6-6-0		0-0-0		0-1-0		HOME		0-0-0		1-3-0		5-2-0								
5-5-0		1-3-0		0-0-		AWAY		0-0-0		2-0-0		2-1-0								
1-3-0		0-0-0		1-1-0		NEUTRAL		0-0-0		0-2-0		0-0-0								
22-9-0		0-0-0		0-0-0		CONFERENCE		0-0-0		3-5-0		19-4-0								
9-3-0		0-0-0		0-0-0		HOME		0-0-0		3-3-0		6-0-0								
11-4-0		0-0-0		0-0-0		AWAY		0-0-0		0-0-0		11-4-0								
2-2-0		0-0-0		0-0-0		NEUTRAL		0-0-0		0-2-0		2-0-0								
RPI	S	Opponent		Score		RPI	S	Opponent		Score		RPI	S	Opponent		Score				
12	A	Arizona		8	11	47	A	New Mexico		4	10	105	H	SFA		2	8			
12	A	Arizona		7	8	47	H	New Mexico		2	3	105	H	SFA		7	14			
14	A	Texas Tech		7	6	47	N	New Mexico		9	6	105	H	SFA		4	5			
14	A	Texas Tech		2	14	47	N	New Mexico		2	3	105	H	SFA		7	6			
												113	A	Baylor		7	4			
												113	A	Baylor		9	5			
												115	H	Seattle		8	5			
												115	H	Seattle		9	10			
												115	H	Seattle		7	5			
												115	N	Seattle		10	12			
												125	N	San Diego		1	5			
												125	N	San Diego		1	10			
												129	H	Utah Valley		1	6			
												129	H	Utah Valley		7	4			
												129	H	Utah Valley		4	7			
												129	N	Utah Valley		2	3			
												152	A	UC Riverside		2	8			
												152	A	UC Riverside		4	2			
												152	A	UC Riverside		6	5			
												171	H	Sacramento St.		13	6			
												171	H	Sacramento St.		6	2			
												171	H	Sacramento St.		14	4			
												171	N	Sacramento St.		5	4			
												213	A	Grand Canyon		5	4			
												213	A	Grand Canyon		4	3			
												213	A	Grand Canyon		7	6			
												225	H	Towson		9	8			
LAST 15 GAMES																				
						115	N	Seattle		10	12	289	A	North Dakota		7	2			
						171	N	Sacramento St.		5	4	289	A	North Dakota		4	0			
						253	N	CSU Bakersfield		11	6	289	A	North Dakota		6	0			
						129	N	Utah Valley		2	3									
						270	A	Northern Colo.		3	6									

Non-Div. I Games:

New Mexico St.

270	A	Northern Colo.	18	16
270	A	Northern Colo.	10	6

RPI	S	Opponent	Score	
225	H	Towson	8	5
225	H	Towson	17	3
245	H	Maine	3	13
245	H	Maine	7	3
245	H	Maine	1	3
245	H	Maine	3	2
253	A	CSU Bakersfield	2	8
253	A	CSU Bakersfield	5	4
253	A	CSU Bakersfield	6	7
253	N	CSU Bakersfield	11	6
270	A	Northern Colo.	10	6
270	A	Northern Colo.	3	6
270	A	Northern Colo.	18	16
281	A	UTRGV	3	9
281	A	UTRGV	12	3
281	A	UTRGV	7	3
289	A	North Dakota	6	0
289	A	North Dakota	4	0
289	A	North Dakota	7	2
292	H	Chicago St.	8	2
292	H	Chicago St.	11	4
292	H	Chicago St.	17	5

New Mexico St.

New Mexico St.

New Mexico St.

UCF

Average RPI Win: 179		WON-LOST RECORD		WINNING PCT. RANK		LAST 15 GAMES		STRENGTH OF SCHEDULE		OPP. STRENGTH OF SCHEDULE		TEAM RPI		ADJ RPI		CONF. RPI		ADJ CONF. RPI	
DIV. I ONLY		26-33-0		.44068 197		5-10-0		70		83		146		.50175 146		6		6	
DIV. I NON-CONF.		17-15-0		.53125 126		1-0-0		45		129		96		.52714 96		6		6	
TOTALS		RPI 1-25		RPI 26-50		W-L RECORDS		RPI 51-100		RPI 101-150		RPI 150+							
26-33-0		1-8-0		1-12-0		OVERALL		3-5-0		3-1-0		18-7-0							
18-12-0		0-2-0		0-7-0		HOME		2-0-0		2-1-0		14-2-0							
7-17-0		1-6-0		1-3-0		AWAY		1-4-0		0-0-0		4-4-0							
1-4-0		0-0-0		0-2-0		NEUTRAL		0-1-0		1-0-0		0-1-0							
17-15-0		1-8-0		1-1-0		NON-CONFERENCE		2-3-0		0-0-0		13-3-0							
14-4-0		0-2-0		0-1-0		HOME		2-0-0		0-0-0		12-1-0							
3-9-0		1-6-0		1-0-		AWAY		0-2-0		0-0-0		1-1-0							
0-2-0		0-0-0		0-0-0		NEUTRAL		0-1-0		0-0-0		0-1-0							
9-18-0		0-0-0		0-11-0		CONFERENCE		1-2-0		3-1-0		5-4-0							
4-8-0		0-0-0		0-6-0		HOME		0-0-0		2-1-0		2-1-0							
4-8-0		0-0-0		0-3-0		AWAY		1-2-0		0-0-0		3-3-0							
1-2-0		0-0-0		0-2-0		NEUTRAL		0-0-0		1-0-0		0-0-0							
RPI	S	Opponent		Score		RPI	S	Opponent		Score		RPI	S	Opponent		Score			
1	A	Florida		0	4	27	H	East Carolina		7	8	57	A	Houston		2	1		
1	H	Florida		5	9	27	H	East Carolina		1	7	57	A	Houston		0	1		
3	A	Miami (FL)		4	8	27	H	East Carolina		3	5	57	A	Houston		3	4		
3	H	Miami (FL)		2	5	32	H	Tulane		1	4	63	A	North Florida		3	4		
11	A	Florida St.		4	5	32	H	Tulane		0	6	63	H	North Florida		5	4		
11	A	Florida St.		2	7	32	H	Tulane		3	4	78	N	Michigan St.		2	6		
24	A	Rice		2	0	32	N	Tulane		3	4	84	A	Jacksonville		3	8		
24	A	Rice		3	4	32	N	Tulane		0	5	84	H	Jacksonville		6	3		
24	A	Rice		10	13	34	A	Fla. Atlantic		3	1								
						34	H	Fla. Atlantic		0	5								
						48	A	UConn		0	3								
						48	A	UConn		3	4								
						48	A	UConn		8	15								
								LAST 15 GAMES											
						32	N	Tulane		0	5	48	A	UConn		8	15		
						120	N	Cincinnati		7	6	48	A	UConn		3	4		
						32	N	Tulane		3	4	84	H	Jacksonville		6	3		
						27	H	East Carolina		7	8								
						27	H	East Carolina		1	7								

Non-Div. I Games:

UCF

27	H	East Carolina	3	5
48	A	UConn	0	3

RPI	S	Opponent	Score	
256	H	LIU Brooklyn	5	2
256	H	LIU Brooklyn	4	3

UCF

U
C
F

U
C
F

Average RPI Win:		194	WON-LOST RECORD		WINNING PCT. RANK		LAST 15 GAMES		STRENGTH OF SCHEDULE		OPP. STRENGTH OF SCHEDULE		TEAM RPI		ADJ RPI		CONF. RPI		ADJ CONF. RPI	
DIV. I ONLY			29-31-0		.48333 165		7-8-0		92		134		147		.50056 147		15		15	
DIV. I NON-CONF.			16-19-0		.45714 171		0-3-0		90		102		163		.48856 163		17		17	
TOTALS		RPI 1-25		RPI 26-50		W-L RECORDS		RPI 51-100		RPI 101-150		RPI 150+								
29-31-0		0-7-0		0-4-0		OVERALL		4-6-0		3-4-0		22-10-0								
18-15-0		0-0-0		0-3-0		HOME		1-3-0		1-2-0		16-7-0								
7-15-0		0-7-0		0-0-0		AWAY		1-3-0		1-2-0		5-3-0								
4-1-0		0-0-0		0-1-0		NEUTRAL		2-0-0		1-0-0		1-0-0								
16-19-0		0-7-0		0-4-0		NON-CONFERENCE		1-1-0		1-2-0		14-5-0								
14-10-0		0-0-0		0-3-0		HOME		0-1-0		1-2-0		13-4-0								
2-8-0		0-7-0		0-0-		AWAY		1-0-0		0-0-0		1-1-0								
0-1-0		0-0-0		0-1-0		NEUTRAL		0-0-0		0-0-0		0-0-0								
13-12-0		0-0-0		0-0-0		CONFERENCE		3-5-0		2-2-0		8-5-0								
4-5-0		0-0-0		0-0-0		HOME		1-2-0		0-0-0		3-3-0								
5-7-0		0-0-0		0-0-0		AWAY		0-3-0		1-2-0		4-2-0								
4-0-0		0-0-0		0-0-0		NEUTRAL		2-0-0		1-0-0		1-0-0								
RPI	S	Opponent		Score		RPI	S	Opponent		Score		RPI	S	Opponent		Score				
3	A	Miami (FL)		2	4	34	N	Fla. Atlantic		4	8	55	H	Illinois		1	4			
3	A	Miami (FL)		2	4	49	H	Creighton		5	7	63	A	North Florida		0	5			
5	A	Coastal Caro.		5	17	49	H	Creighton		1	5	63	A	North Florida		3	5			
5	A	Coastal Caro.		2	11	49	H	Creighton		1	4	63	A	North Florida		2	6			
5	A	Coastal Caro.		2	12							63	N	North Florida		7	6			
11	A	Florida St.		6	8							84	H	Jacksonville		3	8			
11	A	Florida St.		5	8							84	H	Jacksonville		1	2			
												84	H	Jacksonville		4	3			
												84	N	Jacksonville		9	7			
												98	A	FIU		8	5			
														161 A Kennesaw St.		1	10			
														161 N Kennesaw St.		13	7			
														163 A Bethune-Cookman		11	2			
														163 H Bethune-Cookman		2	6			
														169 H South Fla.		5	1			
														169 H South Fla.		2	3			
														170 H Winthrop		4	6			
														170 H Winthrop		5	4			
														170 H Winthrop		2	1			
														181 A Monmouth		4	7			
														193 H Lipscomb		3	4			
														193 H Lipscomb		1	6			
														193 H Lipscomb		1	9			
														220 H Central Mich.		4	3			
														223 H USC Upstate		9	5			
														223 H USC Upstate		9	3			
														223 H USC Upstate		9	2			
														226 H Dartmouth		1	2			
LAST 15 GAMES																				
						34	N	Fla. Atlantic		4	8	193	H	Lipscomb		1	9			
						3	A	Miami (FL)		2	4	193	H	Lipscomb		3	4			
						112	N	FGCU		5	4	161	A	Kennesaw St.		1	10			
						63	N	North Florida		7	6									
						84	N	Jacksonville		9	7									

Non-Div. I Games:

Stetson

161 N Kennesaw St.	13	7
193 H Lipscomb	1	6

RPI	S	Opponent	Score	
238	H	Villanova	5	1
242	H	Siena	5	3
242	H	Siena	13	6
245	H	Maine	6	4
245	H	Maine	5	1
245	H	Maine	7	6
260	H	The Citadel	11	5
260	H	The Citadel	3	1
260	H	The Citadel	7	0
263	A	NJIT	16	6
263	A	NJIT	3	1
263	A	NJIT	11	3

Stetson

S
t
e
t
s
o
n

S
t
e
t
s
o
n

Average RPI Win: 131		WON-LOST RECORD	WINNING PCT. RANK	LAST 15 GAMES	STRENGTH OF SCHEDULE	OPP. STRENGTH OF SCHEDULE	TEAM RPI	ADJ RPI	CONF. RPI	ADJ CONF. RPI				
Average RPI Loss: 71														
DIV. I ONLY		23-33-0	.41071	218	5-10-0	27	52	148	.49986	148	2	2		
DIV. I NON-CONF.		14-11-0	.56	110	2-1-0	124	243	166	.48817	166	2	2		
<hr/>														
TOTALS		RPI 1-25		RPI 26-50		W-L RECORDS		RPI 51-100		RPI 101-150		RPI 150+		
23-33-0		3-15-0		0-1-0		OVERALL		9-7-0		2-5-0		9-5-0		
19-16-0		2-8-0		0-1-0		HOME		7-3-0		1-0-0		9-4-0		
3-14-0		1-6-0		0-0-0		AWAY		1-2-0		1-5-0		0-1-0		
1-3-0		0-1-0		0-0-0		NEUTRAL		1-2-0		0-0-0		0-0-0		
<hr/>														
14-11-0		1-2-0		0-1-0		NON-CONFERENCE		3-3-0		1-0-0		9-5-0		
13-7-0		0-1-0		0-1-0		HOME		3-1-0		1-0-0		9-4-0		
1-1-0		1-0-0		0-0-		AWAY		0-0-0		0-0-0		0-1-0		
0-3-0		0-1-0		0-0-0		NEUTRAL		0-2-0		0-0-0		0-0-0		
<hr/>														
9-22-0		2-13-0		0-0-0		CONFERENCE		6-4-0		1-5-0		0-0-0		
6-9-0		2-7-0		0-0-0		HOME		4-2-0		0-0-0		0-0-0		
2-13-0		0-6-0		0-0-0		AWAY		1-2-0		1-5-0		0-0-0		
1-0-0		0-0-0		0-0-0		NEUTRAL		1-0-0		0-0-0		0-0-0		
<hr/>														
RPI	S	Opponent	Score		RPI	S	Opponent	Score		RPI	S	Opponent	Score	
4	H	Texas A&M	10	12	43	H	South Ala.	5	8	59	H	Oral Roberts	18	11
4	H	Texas A&M	9	7						59	H	Oral Roberts	10	1
4	H	Texas A&M	8	12						59	H	Oral Roberts	7	8
9	A	Ole Miss	4	6						65	A	Alabama	2	6
9	A	Ole Miss	4	7						65	A	Alabama	3	4
9	A	Ole Miss	5	6						65	A	Alabama	8	1
10	H	LSU	6	8						65	N	Alabama	10	1
10	H	LSU	8	5						70	H	Kentucky	10	6
10	H	LSU	5	10						70	H	Kentucky	5	2
15	H	Mississippi St.	0	4						70	H	Kentucky	6	9
15	H	Mississippi St.	6	16						78	N	Michigan St.	0	3
15	H	Mississippi St.	3	10						88	H	Tennessee	2	0
16	A	Vanderbilt	3	9						88	H	Tennessee	4	13
16	A	Vanderbilt	3	4						88	H	Tennessee	7	6
16	A	Vanderbilt	2	5						93	H	Troy	7	2
20	N	Southern Miss.	1	3						93	N	Troy	3	4
22	A	Georgia Tech	14	3										
22	H	Georgia Tech	1	4										
					LAST 15 GAMES									
					16	A	Vanderbilt	3	4	161	H	Kennesaw St.	3	7
					16	A	Vanderbilt	3	9	93	H	Troy	7	2
					16	A	Vanderbilt	2	5	65	A	Alabama	8	1
					155	H	UAB	4	1					
					15	H	Mississippi St.	3	10					

Non-Div. I Games:

Auburn

15 H Mississippi St.	6	16
15 H Mississippi St.	0	4

A
u
b
u
r
n

A
u
b
u
r
n

Average RPI Win:	138	WON-LOST	WINNING	LAST 15	STRENGTH OF	OPP. STRENGTH	TEAM	ADJ	CONF.	ADJ CONF.					
Average RPI Loss:	88	RECORD	PCT. RANK	GAMES	SCHEDULE	OF SCHEDULE	RPI	RPI	RPI	RPI					
DIV. I ONLY		20-35-0	.36364	241	5-10-0	42	91	149	.49959	149	10	10			
DIV. I NON-CONF.		10-15-0	.4	205	1-2-0	13	80	95	.52742	95	9	9			
<hr/>															
TOTALS	RPI 1-25	RPI 26-50		W-L RECORDS		RPI 51-100		RPI 101-150		RPI 150+					
20-35-0	1-6-0	1-7-0		OVERALL		7-7-0		5-10-0		6-5-0					
11-10-0	0-0-0	0-1-0		HOME		1-3-0		4-4-0		6-2-0					
9-24-0	1-5-0	1-6-0		AWAY		6-4-0		1-6-0		0-3-0					
0-1-0	0-1-0	0-0-0		NEUTRAL		0-0-0		0-0-0		0-0-0					
10-15-0	1-3-0	1-4-0		NON-CONFERENCE		2-3-0		4-5-0		2-0-0					
5-4-0	0-0-0	0-1-0		HOME		0-1-0		3-2-0		2-0-0					
5-10-0	1-2-0	1-0-		AWAY		2-2-0		1-3-0		0-0-0					
0-1-0	0-1-0	0-0-0		NEUTRAL		0-0-0		0-0-0		0-0-0					
10-20-0	0-3-0	0-3-0		CONFERENCE		5-4-0		1-5-0		4-5-0					
6-6-0	0-0-0	0-0-0		HOME		1-2-0		1-2-0		4-2-0					
4-14-0	0-3-0	0-3-0		AWAY		4-2-0		0-3-0		0-3-0					
0-0-0	0-0-0	0-0-0		NEUTRAL		0-0-0		0-0-0		0-0-0					
RPI	S	Opponent	Score	RPI	S	Opponent	Score	RPI	S	Opponent	Score				
15	N	Mississippi St.	0 1	31	A	Louisiana Tech	4 14	51	A	Northwestern St.	2 11	102	A	McNeese St.	2 11
17	A	UL Lafayette	2 6	31	H	Louisiana Tech	1 7	51	H	Northwestern St.	2 6	102	A	McNeese St.	12 4
17	A	UL Lafayette	2 8	43	A	South Ala.	0 13	81	H	Ga. Southern	1 13	105	A	SFA	2 6
17	A	UL Lafayette	5 6	43	A	South Ala.	4 10	81	H	Ga. Southern	2 1	119	A	Arkansas St.	4 12
25	A	Dallas Baptist	3 7	43	A	South Ala.	2 12	81	H	Ga. Southern	1 4	119	A	Arkansas St.	4 5
25	A	Dallas Baptist	6 3	44	A	Southeastern La.	6 5	93	A	Troy	6 2	119	A	Arkansas St.	1 8
25	A	Dallas Baptist	1 6	44	A	Southeastern La.	0 2	93	A	Troy	4 3	124	A	Arkansas	1 3
				44	A	Southeastern La.	2 8	93	A	Troy	3 5	127	H	Samford	2 10
								97	A	Western Caro.	7 15	127	H	Samford	5 2
								97	A	Western Caro.	16 10	127	H	Samford	6 4
								97	A	Western Caro.	11 6	132	H	Little Rock	0 17
								99	A	UT Arlington	4 8	132	H	Little Rock	6 7
								99	A	UT Arlington	8 3	132	H	Little Rock	4 1
								99	A	UT Arlington	3 2	138	H	Valparaiso	18 9
												138	H	Valparaiso	6 9
												151	A	Texas St.	1 6
												151	A	Texas St.	2 3
												151	A	Texas St.	5 7
												184	H	Nicholls St.	3 1
												228	H	Georgia St.	5 3
												228	H	Georgia St.	3 7
												228	H	Georgia St.	14 0
												241	H	Appalachian St.	4 5
												241	H	Appalachian St.	6 2
												241	H	Appalachian St.	10 5
												286	H	Jackson St.	10 7
<hr/>															
				LAST 15 GAMES											
				17	A	UL Lafayette	2 6	93	A	Troy	6 2				
				17	A	UL Lafayette	5 6	93	A	Troy	3 5				
				17	A	UL Lafayette	2 8	31	A	Louisiana Tech	4 14				
				132	H	Little Rock	6 7								
				132	H	Little Rock	0 17								

Non-Div. I Games:

La.-Monroe

132 H Little Rock	4	1
93 A Troy	4	3

L
a
.
-
M
o
n
r
o
e

L
a
.
-
M
o
n
r
o
e

Average RPI Win:	185	WON-LOST	WINNING	LAST 15	STRENGTH OF	OPP. STRENGTH	TEAM	ADJ	CONF.	ADJ CONF.	
Average RPI Loss:	138	RECORD	PCT. RANK	GAMES	SCHEDULE	OF SCHEDULE	RPI	RPI	RPI	RPI	
DIV. I ONLY	31-22-0	.58491	82	8-7-0	208	180	150	.49953	150	14	14
DIV. I NON-CONF.	21-8-0	.72414	28	2-1-0	205	253	90	.53058	90	14	14
<hr/>											
TOTALS	RPI 1-25	RPI 26-50		W-L RECORDS		RPI 51-100		RPI 101-150		RPI 150+	
31-22-0	0-0-0	1-3-0		OVERALL		3-6-0		7-2-0		20-11-0	
18-12-0	0-0-0	1-3-0		HOME		1-0-0		4-1-0		12-8-0	
11-9-0	0-0-0	0-0-0		AWAY		1-6-0		3-1-0		7-2-0	
2-1-0	0-0-0	0-0-0		NEUTRAL		1-0-0		0-0-0		1-1-0	
<hr/>											
21-8-0	0-0-0	0-1-0		NON-CONFERENCE		2-1-0		7-2-0		12-4-0	
14-4-0	0-0-0	0-1-0		HOME		1-0-0		4-1-0		9-2-0	
5-3-0	0-0-0	0-0-		AWAY		0-1-0		3-1-0		2-1-0	
2-1-0	0-0-0	0-0-0		NEUTRAL		1-0-0		0-0-0		1-1-0	
<hr/>											
10-14-0	0-0-0	1-2-0		CONFERENCE		1-5-0		0-0-0		8-7-0	
4-8-0	0-0-0	1-2-0		HOME		0-0-0		0-0-0		3-6-0	
6-6-0	0-0-0	0-0-0		AWAY		1-5-0		0-0-0		5-1-0	
0-0-0	0-0-0	0-0-0		NEUTRAL		0-0-0		0-0-0		0-0-0	
<hr/>											
RPI	S	Opponent	Score	RPI	S	Opponent	Score	RPI	S	Opponent	Score
				30	H	UNCW	2 12	60	H	Maryland	12 7
				30	H	UNCW	11 7	60	N	Maryland	10 8
				30	H	UNCW	2 6	62	A	Col. of Charleston	2 3
				35	H	Bryant	5 16	62	A	Col. of Charleston	2 15
								62	A	Col. of Charleston	4 14
								82	A	Old Dominion	4 10
								89	A	William & Mary	4 2
								89	A	William & Mary	4 7
								89	A	William & Mary	0 10
										</	

Non-Div. I Games: Wilmington (DE) 7 0

Delaware

Delaware

225	A	Towson	9	10
206	H	Elon	16	12

Through Games Of June 30, 2016

RPI	S	Opponent	Score	
225	A	Towson	6	1
242	H	Siena	6	2
242	H	Siena	11	4
242	H	Siena	2	9
244	A	Lehigh	7	16
249	A	Hofstra	8	4
249	A	Hofstra	13	3
249	A	Hofstra	8	4
277	A	La Salle	4	2
277	H	La Salle	22	1
291	A	Delaware St.	19	8
291	H	Delaware St.	8	3
291	H	Delaware St.	4	2

Delaware

D
e
l
a
w
a
r
e

D
e
l
a
w
a
r
e

Average RPI Win: 163		WON-LOST	WINNING	LAST 15	STRENGTH OF		OPP. STRENGTH	TEAM	ADJ		CONF.	ADJ CONF.
Average RPI Loss: 96		RECORD	PCT. RANK	GAMES	SCHEDULE		OF SCHEDULE	RPI	RPI		RPI	RPI
DIV. I ONLY		31-28-0	.52542	127	9-6-0		178	60	151		10	10
DIV. I NON-CONF.		14-12-0	.53846	120	2-0-0		255	39	175		9	9
TOTALS		RPI 1-25	RPI 26-50		W-L RECORDS		RPI 51-100		RPI 101-150		RPI 150+	
31-28-0		1-6-0	0-4-0		OVERALL		8-6-0		7-8-0		15-4-0	
18-14-0		0-1-0	0-3-0		HOME		2-4-0		3-4-0		13-2-0	
11-11-0		1-4-0	0-1-0		AWAY		5-1-0		3-3-0		2-2-0	
2-3-0		0-1-0	0-0-0		NEUTRAL		1-1-0		1-1-0		0-0-0	
14-12-0		0-3-0	0-1-0		NON-CONFERENCE		1-3-0		3-2-0		10-3-0	
9-5-0		0-1-0	0-0-0		HOME		1-2-0		0-1-0		8-1-0	
4-6-0		0-2-0	0-0-		AWAY		0-0-0		2-1-0		2-2-0	
1-1-0		0-0-0	0-0-0		NEUTRAL		0-1-0		1-0-0		0-0-0	
17-16-0		1-3-0	0-3-0		CONFERENCE		7-3-0		4-6-0		5-1-0	
9-9-0		0-0-0	0-3-0		HOME		1-2-0		3-3-0		5-1-0	
7-5-0		1-2-0	0-0-0		AWAY		5-1-0		1-2-0		0-0-0	
1-2-0		0-1-0	0-0-0		NEUTRAL		1-0-0		0-1-0		0-0-0	
RPI S	Opponent	Score	RPI S	Opponent	Score	RPI S	Opponent	Score	RPI S	Opponent	Score	
4 A	Texas A&M	1 14	40 A	Sam Houston St.	6 8	78 N	Michigan St.	2 3	113 A	Baylor	12 3	
17 A	UL Lafayette	1 5	43 H	South Ala.	2 3	81 A	Ga. Southern	4 3	119 A	Arkansas St.	1 6	
17 A	UL Lafayette	0 1	43 H	South Ala.	4 6	81 A	Ga. Southern	7 3	119 A	Arkansas St.	6 9	
17 A	UL Lafayette	2 1	43 H	South Ala.	3 7	81 A	Ga. Southern	4 3	119 A	Arkansas St.	12 3	
17 N	UL Lafayette	2 4				87 H	Nevada	6 17	119 N	Arkansas St.	3 4	
24 A	Rice	4 8				87 H	Nevada	3 6	128 A	Texas	2 6	
24 H	Rice	1 3				87 H	Nevada	3 2	128 A	Texas	3 2	
						93 H	Troy	8 12	128 H	Texas	4 10	
						93 H	Troy	3 5	132 H	Little Rock	6 7	
						93 H	Troy	4 1	132 H	Little Rock	7 8	
						93 N	Troy	11 6	132 H	Little Rock	2 10	
						99 A	UT Arlington	4 3	146 N	UCF	2 1	
						99 A	UT Arlington	4 9	149 H	La.-Monroe	3 2	
						99 A	UT Arlington	6 2	149 H	La.-Monroe	6 1	
									149 H	La.-Monroe	7 5	
									176 H	Washington St.	8 9	
									176 H	Washington St.	7 6	
									176 H	Washington St.	6 2	
									176 H	Washington St.	10 1	
									187 A	UTSA	6 0	
									187 A	UTSA	7 14	
									187 H	UTSA	13 10	
									228 H	Georgia St.	9 10	
									228 H	Georgia St.	10 1	
									228 H	Georgia St.	6 2	
									229 A	A&M-Corpus Christi	11 0	
									229 H	A&M-Corpus Christi	4 1	
			LAST 15 GAMES									
			17 N	UL Lafayette	2 4	119 A	Arkansas St.	12 3				
			119 N	Arkansas St.	3 4	119 A	Arkansas St.	6 9				
			93 N	Troy	11 6	119 A	Arkansas St.	1 6				
			99 A	UT Arlington	6 2							
			99 A	UT Arlington	4 9							

Non-Div. I Games:

Texas St.

99	A	UT Arlington	4	3
128	A	Texas	3	2

RPI	S	Opponent	Score	
241	H	Appalachian St.	16	0
241	H	Appalachian St.	4	0
241	H	Appalachian St.	4	2
273	H	Incarnate Word	5	4
273	H	Incarnate Word	22	5
273	H	Incarnate Word	4	0
281	A	UTRGV	3	4

Average RPI Win:		129	WON-LOST		WINNING		LAST 15		STRENGTH OF		OPP. STRENGTH		TEAM		ADJ		CONF.		ADJ CONF.	
Average RPI Loss:		122	RECORD		PCT. RANK		GAMES		SCHEDULE		OF SCHEDULE		RPI		RPI		RPI		RPI	
DIV. I ONLY			26-29-0		.47273	172	7-8-0		141		75		152		.49763	152	8		8	
DIV. I NON-CONF.			14-17-0		.45161	175	1-1-0		237		42		195		.47383	194	11		12	
TOTALS		RPI 1-25		RPI 26-50		W-L RECORDS		RPI 51-100		RPI 101-150		RPI 150+								
26-29-0		3-2-0		2-4-0		OVERALL		3-4-0		10-12-0		8-7-0								
15-13-0		0-0-0		2-1-0		HOME		2-2-0		8-9-0		3-1-0								
11-16-0		3-2-0		0-3-0		AWAY		1-2-0		2-2-0		5-6-0								
0-0-0		0-0-0		0-0-0		NEUTRAL		0-0-0		0-0-0		0-0-0								
14-17-0		1-1-0		0-0-0		NON-CONFERENCE		3-4-0		5-8-0		5-4-0								
7-9-0		0-0-0		0-0-0		HOME		2-2-0		4-7-0		1-0-0								
7-8-0		1-1-0		0-0-		AWAY		1-2-0		1-1-0		4-4-0								
0-0-0		0-0-0		0-0-0		NEUTRAL		0-0-0		0-0-0		0-0-0								
12-12-0		2-1-0		2-4-0		CONFERENCE		0-0-0		5-4-0		3-3-0								
8-4-0		0-0-0		2-1-0		HOME		0-0-0		4-2-0		2-1-0								
4-8-0		2-1-0		0-3-0		AWAY		0-0-0		1-2-0		1-2-0								
0-0-0		0-0-0		0-0-0		NEUTRAL		0-0-0		0-0-0		0-0-0								
RPI	S	Opponent		Score		RPI	S	Opponent		Score		RPI	S	Opponent		Score				
12	A	Arizona		3	4	41	H	Long Beach St.		4	3	52	H	Washington		1	2			
12	A	Arizona		6	5	41	H	Long Beach St.		14	13	52	H	Washington		6	5			
18	A	UC Santa Barbara		1	2	41	H	Long Beach St.		7	10	52	H	Washington		4	17			
18	A	UC Santa Barbara		6	0	42	A	Cal St. Fullerton		1	2	52	H	Washington		8	5			
18	A	UC Santa Barbara		3	1	42	A	Cal St. Fullerton		2	6	90	A	Utah		0	4			
						42	A	Cal St. Fullerton		2	9	90	A	Utah		8	9			
												90	A	Utah		5	3			

121	H	Cal Poly	6	4
189	H	San Diego St.	8	3

RPI	S	Opponent	Score	
224	H	UC Davis	12	13
224	H	UC Davis	8	5
224	H	UC Davis	5	3
231	A	Portland	5	8
231	A	Portland	4	1
231	A	Portland	6	10
231	A	Portland	3	4
253	A	CSU Bakersfield	2	8
253	A	CSU Bakersfield	7	3
253	A	CSU Bakersfield	8	4

UC Riverside

U
C
R
i
v
e
r
s
i
d
e

U
C
R
i
v
e
r
s
i
d
e

Average RPI Win: 224		WON-LOST	WINNING	LAST 15	STRENGTH OF		OPP. STRENGTH	TEAM	ADJ	CONF.	ADJ CONF.
Average RPI Loss: 128		RECORD	PCT. RANK	GAMES	SCHEDULE		OF SCHEDULE	RPI	RPI	RPI	RPI
DIV. I ONLY		37-21-0	.63793	47	8-7-0		272	166	153	.4958	153
DIV. I NON-CONF.		22-9-0	.70968	32	1-2-0		293	223	164	.48827	164
TOTALS		RPI 1-25	RPI 26-50		W-L RECORDS		RPI 51-100		RPI 101-150		RPI 150+
37-21-0		0-5-0	0-2-0		OVERALL		1-1-0		4-1-0		32-12-0
29-6-0		0-0-0	0-0-0		HOME		1-0-0		3-1-0		25-5-0
7-13-0		0-4-0	0-2-0		AWAY		0-1-0		1-0-0		6-6-0
1-2-0		0-1-0	0-0-0		NEUTRAL		0-0-0		0-0-0		1-1-0
22-9-0		0-1-0	0-2-0		NON-CONFERENCE		1-1-0		2-0-0		19-5-0
20-3-0		0-0-0	0-0-0		HOME		1-0-0		1-0-0		18-3-0
2-6-0		0-1-0	0-0-		AWAY		0-1-0		1-0-0		1-2-0
0-0-0		0-0-0	0-0-0		NEUTRAL		0-0-0		0-0-0		0-0-0
15-12-0		0-4-0	0-0-0		CONFERENCE		0-0-0		2-1-0		13-7-0
9-3-0		0-0-0	0-0-0		HOME		0-0-0		2-1-0		7-2-0
5-7-0		0-3-0	0-0-0		AWAY		0-0-0		0-0-0		5-4-0
1-2-0		0-1-0	0-0-0		NEUTRAL		0-0-0		0-0-0		1-1-0
RPI S	Opponent	Score	RPI S	Opponent	Score	RPI S	Opponent	Score	RPI S	Opponent	Score
5 A	Coastal Caro.	4 10	29 A	Duke	1 4	97 A	Western Caro.	14 16	106 H	High Point	3 1
5 A	Coastal Caro.	6 10	29 A	Duke	4 13	97 H	Western Caro.	4 0	106 H	High Point	2 5
5 A	Coastal Caro.	4 16							106 H	High Point	9 0
5 N	Coastal Caro.	3 4							130 A	Furman	2 1
19 A	North Carolina	5 11							130 H	Furman	6 3
									157 H	Charlotte	8 4
									159 A	Campbell	5 0
									159 A	Campbell	4 17
									159 A	Campbell	4 10
									170 H	Winthrop	5 3
									170 H	Winthrop	5 3
									170 H	Winthrop	4 7
									178 H	James Madison	5 4
									178 H	James Madison	7 6
									178 H	James Madison	8 2
									188 A	Wofford	9 13
									188 H	Wofford	1 5
									188 H	Wofford	5 3
									202 A	Radford	0 1
									202 A	Radford	4 6
									202 A	Radford	10 4
									202 N	Radford	4 8
									204 H	Presbyterian	3 1
									204 H	Presbyterian	14 0
									204 H	Presbyterian	0 3
									204 N	Presbyterian	5 3
									223 A	USC Upstate	4 7
			LAST 15 GAMES								
			202 N	Radford	4 8	285 A	UNC Asheville	12 1			
			5 N	Coastal Caro.	3 4	285 A	UNC Asheville	11 6			
			204 N	Presbyterian	5 3	29 A	Duke	4 13			
			170 H	Winthrop	4 7						
			170 H	Winthrop	5 3						

Non-Div. I Games:

Gardner-Webb

170 H Winthrop	5	3
285 A UNC Asheville	6	1

RPI	S	Opponent	Score	
223	H	USC Upstate	0	3
236	H	Charleston So.	21	2
236	H	Charleston So.	5	2
236	H	Charleston So.	1	0
265	H	Lafayette	6	7
269	H	Rider	6	1
269	H	Rider	8	2
269	H	Rider	3	2
269	H	Rider	6	2
284	H	Iona	9	8
284	H	Iona	11	1
284	H	Iona	3	2
284	H	Iona	4	2
285	A	UNC Asheville	11	6
285	A	UNC Asheville	12	1
285	A	UNC Asheville	6	1
287	A	N.C. A&T	1	0
287	H	N.C. A&T	10	6
291	H	Delaware St.	9	0
291	H	Delaware St.	8	0
291	H	Delaware St.	7	6
291	H	Delaware St.	7	1

Gardner-Webb

Gardner-Webb

Gardner-Webb

Longwood

Longwood

241	A	Appalachian St.	6	8
241	A	Appalachian St.	2	9

RPI	S	Opponent	Score	
248	H	Fairleigh Dickinson	5	3
249	H	Hofstra	6	5
249	H	Hofstra	2	0
249	H	Hofstra	4	3
257	A	VMI	5	2
257	H	VMI	10	9
259	H	Wagner	6	3
259	H	Wagner	4	6
259	H	Wagner	6	0
268	A	Norfolk St.	13	5
268	H	Norfolk St.	11	9
274	A	George Mason	6	13
278	A	N.C. Central	3	5
278	H	N.C. Central	4	7
285	H	UNC Asheville	7	4
285	H	UNC Asheville	2	1
285	H	UNC Asheville	6	3
288	H	Savannah St.	9	4
288	H	Savannah St.	7	6
288	H	Savannah St.	6	5

Average RPI Win: 122		WON-LOST	WINNING	LAST 15	STRENGTH OF		OPP. STRENGTH	TEAM	ADJ	CONF.	ADJ CONF.			
Average RPI Loss: 81		RECORD	PCT. RANK	GAMES	SCHEDULE		OF SCHEDULE	RPI	RPI	RPI	RPI			
DIV. I ONLY		21-34-0	.38182	235	4-11-0		37	66	155	.49389	155			
DIV. I NON-CONF.		9-16-0	.36	226	1-3-0		47	136	186	.47746	186			
TOTALS		RPI 1-25	RPI 26-50		W-L RECORDS		RPI 51-100		RPI 101-150		RPI 150+			
21-34-0		3-5-0	3-8-0		OVERALL		3-11-0		2-7-0		10-3-0			
16-14-0		2-3-0	2-1-0		HOME		2-3-0		2-5-0		8-2-0			
5-20-0		1-2-0	1-7-0		AWAY		1-8-0		0-2-0		2-1-0			
0-0-0		0-0-0	0-0-0		NEUTRAL		0-0-0		0-0-0		0-0-0			
9-16-0		0-2-0	1-4-0		NON-CONFERENCE		2-3-0		1-5-0		5-2-0			
8-7-0		0-2-0	0-0-0		HOME		2-0-0		1-3-0		5-2-0			
1-9-0		0-0-0	1-0-		AWAY		0-3-0		0-2-0		0-0-0			
0-0-0		0-0-0	0-0-0		NEUTRAL		0-0-0		0-0-0		0-0-0			
12-18-0		3-3-0	2-4-0		CONFERENCE		1-8-0		1-2-0		5-1-0			
8-7-0		2-1-0	2-1-0		HOME		0-3-0		1-2-0		3-0-0			
4-11-0		1-2-0	0-3-0		AWAY		1-5-0		0-0-0		2-1-0			
0-0-0		0-0-0	0-0-0		NEUTRAL		0-0-0		0-0-0		0-0-0			
RPI	S	Opponent	Score		RPI	S	Opponent	Score		RPI	S	Opponent	Score	
9	H	Ole Miss	1	8	31	H	Louisiana Tech	4	5	64	A	Marshall	5	9
9	H	Ole Miss	1	5	31	H	Louisiana Tech	10	8	64	A	Marshall	3	4
20	H	Southern Miss.	8	7	31	H	Louisiana Tech	7	0	64	A	Marshall	1	5
20	H	Southern Miss.	5	3	34	A	Fla. Atlantic	0	5	65	A	Alabama	6	7
20	H	Southern Miss.	0	11	34	A	Fla. Atlantic	3	7	65	H	Alabama	8	0
24	A	Rice	0	3	34	A	Fla. Atlantic	3	5	82	A	Old Dominion	3	6
24	A	Rice	3	7	36	A	Ohio St.	6	3	82	A	Old Dominion	6	3
24	A	Rice	6	2	36	A	Ohio St.	3	12	82	A	Old Dominion	4	7
					49	A	Creighton	3	4	92	A	Jacksonville St.	10	11
					49	A	Creighton	1	3	93	A	Troy	1	2
					49	A	Creighton	1	2	93	H	Troy	7	0
										98	H	FIU	4	5
										98	H	FIU	0	11
										98	H	FIU	4	11
LAST 15 GAMES					LAST 15 GAMES					LAST 15 GAMES				
157	A	Charlotte	11	8	127	H	Samford	1	3	157	A	Charlotte	4	6
157	A	Charlotte	2	1	64	A	Marshall	5	9	157	A	Charlotte	2	1
148	A	Auburn	1	4	64	A	Marshall	3	4	161	H	Kennesaw St.	2	1
98	H	FIU	4	11						161	H	Kennesaw St.	4	3

Non-Div. I Games:

UAB

98 H FIU	0	11
98 H FIU	4	5

U
A
B

U
A
B

Average RPI Win:		260	WON-LOST RECORD		WINNING PCT. RANK		LAST 15 GAMES		STRENGTH OF SCHEDULE		OPP. STRENGTH OF SCHEDULE		TEAM RPI		ADJ RPI		CONF. RPI		ADJ CONF. RPI				
DIV. I ONLY			38-17-0		.69091 17		12-3-0		288		284		156		.49341 156		32		32				
DIV. I NON-CONF.			10-17-0		.37037 219		2-3-0		121		109		203		.47172 202		32		32				
TOTALS		RPI 1-25		RPI 26-50		W-L RECORDS		RPI 51-100		RPI 101-150		RPI 150+											
38-17-0		0-1-0		1-2-0		OVERALL		3-6-0		0-5-0		34-3-0											
18-5-0		0-0-0		1-0-0		HOME		1-1-0		0-2-0		16-2-0											
14-10-0		0-1-0		0-1-0		AWAY		2-5-0		0-3-0		12-0-0											
6-2-0		0-0-0		0-1-0		NEUTRAL		0-0-0		0-0-0		6-1-0											
10-17-0		0-1-0		1-2-0		NON-CONFERENCE		3-6-0		0-5-0		6-3-0											
7-5-0		0-0-0		1-0-0		HOME		1-1-0		0-2-0		5-2-0											
2-10-0		0-1-0		0-0-		AWAY		2-5-0		0-3-0		0-0-0											
1-2-0		0-0-0		0-1-0		NEUTRAL		0-0-0		0-0-0		1-1-0											
28-0-0		0-0-0		0-0-0		CONFERENCE		0-0-0		0-0-0		28-0-0											
11-0-0		0-0-0		0-0-0		HOME		0-0-0		0-0-0		11-0-0											
12-0-0		0-0-0		0-0-0		AWAY		0-0-0		0-0-0		12-0-0											
5-0-0		0-0-0		0-0-0		NEUTRAL		0-0-0		0-0-0		5-0-0											
RPI	S	Opponent		Score		RPI	S	Opponent		Score		RPI	S	Opponent		Score							
11	A	Florida St.		6	18	43	A	South Ala.		3	4	51	A	Northwestern St.		0	1	127	A	Samford		3	13
						43	H	South Ala.		12	7	51	A	Northwestern St.		2	4	127	H	Samford		7	18
						43	N	South Ala.		3	6	51	A	Northwestern St.		4	8	142	H	Florida A&M		8	14
												88	A	Tennessee		3	0	148	A	Auburn		2	11
												92	A	Jacksonville St.		8	5	148	A	Auburn		0	11
												92	A	Jacksonville St.		1	7	170	H	Winthrop		11	10
												92	H	Jacksonville St.		4	1	170	H	Winthrop		9	10
												93	A	Troy		0	8	170	H	Winthrop		5	4
												93	H	Troy		1	3	246	H	Northern Ky.		7	6
																		246	H	Northern Ky.		11	1
																		246	H	Northern Ky.		9	3
																		246	H	Northern Ky.		5	8
																		262	N	Bowling Green		4	7
																		262	N	Bowling Green		11	3
																		282	N	Texas Southern		7	5
																		286	A	Jackson St.		15	4
																		286	A	Jackson St.		7	4
																		286	A	Jackson St.		13	1
																		286	H	Jackson St.		7	2
																		286	H	Jackson St.		6	1
																		286	H	Jackson St.		4	3
						LAST 15 GAMES												293	A	Alcorn		16	1
						43	N	South Ala.		3	6	297	H	Alabama A&M		7	3	293	A	Alcorn		10	4
						11	A	Florida St.		6	18	297	N	Alabama A&M		14	2	293	A	Alcorn		7	3
						282	N	Texas Southern		7	5	93	H	Troy		1	3	293	H	Alcorn		8	1
						296	N	Southern U.		9	7							293	H	Alcorn		10	0
						293	N	Alcorn		16	3							293	H	Alcorn		10	0

Non-Div. I Games:

Alabama St.

296 N Southern U.	27	9
297 H Alabama A&M	9	4

RPI	S	Opponent	Score
293	N	Alcorn	16 3
296	N	Southern U.	27 9
296	N	Southern U.	9 7
297	A	Alabama A&M	7 3
297	A	Alabama A&M	16 4
297	A	Alabama A&M	17 2
297	H	Alabama A&M	9 4
297	H	Alabama A&M	7 3
297	N	Alabama A&M	14 2
300	A	Mississippi Val.	12 0
300	A	Mississippi Val.	28 1
300	A	Mississippi Val.	10 0
300	H	Mississippi Val.	11 3
300	H	Mississippi Val.	27 2
300	H	Mississippi Val.	3 0

Alabama St.

A
l
a
b
a
m
a
s
t
.

A
l
a
b
a
m
a
s
t
.

Average RPI Win:		125	WON-LOST		WINNING		LAST 15		STRENGTH OF		OPP. STRENGTH		TEAM		ADJ		CONF.		ADJ CONF.				
Average RPI Loss:		81	RECORD		PCT. RANK		GAMES		SCHEDULE		OF SCHEDULE		RPI		RPI		RPI		RPI				
DIV. I ONLY			23-32-0		.41818	215	7-8-0		75		54		157		.49338		157	5		5			
DIV. I NON-CONF.			11-13-0		.45833	168	1-0-0		123		99		190		.47594		190	5		5			
TOTALS		RPI 1-25		RPI 26-50		W-L RECORDS		RPI 51-100		RPI 101-150		RPI 150+											
23-32-0		1-7-0		5-7-0		OVERALL		5-10-0		0-0-0		12-8-0											
14-20-0		0-4-0		2-1-0		HOME		5-10-0		0-0-0		7-5-0											
9-10-0		1-3-0		3-4-0		AWAY		0-0-0		0-0-0		5-3-0											
0-2-0		0-0-0		0-2-0		NEUTRAL		0-0-0		0-0-0		0-0-0											
11-13-0		0-2-0		2-2-0		NON-CONFERENCE		1-5-0		0-0-0		8-4-0											
9-10-0		0-1-0		2-1-0		HOME		1-5-0		0-0-0		6-3-0											
2-3-0		0-1-0		0-0-		AWAY		0-0-0		0-0-0		2-1-0											
0-0-0		0-0-0		0-0-0		NEUTRAL		0-0-0		0-0-0		0-0-0											
12-19-0		1-5-0		3-5-0		CONFERENCE		4-5-0		0-0-0		4-4-0											
5-10-0		0-3-0		0-0-0		HOME		4-5-0		0-0-0		1-2-0											
7-7-0		1-2-0		3-3-0		AWAY		0-0-0		0-0-0		3-2-0											
0-2-0		0-0-0		0-2-0		NEUTRAL		0-0-0		0-0-0		0-0-0											
RPI	S	Opponent		Score		RPI	S	Opponent		Score		RPI	S	Opponent		Score		RPI	S	Opponent		Score	
8	A	North Carolina St.		3	7	28	A	Wake Forest		5	6	64	H	Marshall		5	10	153	A	Gardner-Webb		4	8
8	H	North Carolina St.		1	7	28	H	Wake Forest		7	6	64	H	Marshall		2	7	155	H	UAB		6	4
20	H	Southern Miss.		1	9	31	A	Louisiana Tech		2	5	64	H	Marshall		5	0	155	H	UAB		1	2
20	H	Southern Miss.		6	9	31	A	Louisiana Tech		7	4	71	H	Kent St.		3	4	155	H	UAB		8	11
20	H	Southern Miss.		6	16	31	A	Louisiana Tech		2	3	71	H	Kent St.		6	11	161	A	Kennesaw St.		12	8
24	A	Rice		1	0	31	N	Louisiana Tech		3	13	71	H	Kent St.		3	11	165	A	Middle Tenn.		0	3
24	A	Rice		1	5	34	A	Fla. Atlantic		12	7	82	H	Old Dominion		5	8	165	A	Middle Tenn.		11	12
24	A	Rice		4	12	34	A	Fla. Atlantic		8	17	82	H	Old Dominion		6	8	165	A	Middle Tenn.		8	4
						34	A	Fla. Atlantic		7	6	82	H	Old Dominion		5	2	170	A	Winthrop		7	1
						34	N	Fla. Atlantic		5	7	89	H	William & Mary		0	11	174	H	Fairfield		6	2
						45	H	Georgia		10	5	89	H	William & Mary		7	3	174	H	Fairfield		2	3
						45	H	Georgia		3	6	89	H	William & Mary		1	5	174	H	Fairfield		8	7
												98	H	FIU		5	8	187	A	UTSA		4	2
												98	H	FIU		4	3	187	A	UTSA		22	4
												98	H	FIU		6	2	203	H	Toledo		8	0
																		203	H	Toledo		12	4
																		203	H	Toledo		2	3
																		203	H	Toledo		9	8
																		260	H	The Citadel		15	4
																		287	H	N.C. A&T		7	9
LAST 15 GAMES																							
31 N Louisiana Tech						3	13	82 H Old Dominion						5	2								
34 N Fla. Atlantic						5	7	82 H Old Dominion						5	8								
155 H UAB						8	11	82 H Old Dominion						6	8								
155 H UAB						6	4																
155 H UAB						1	2																

187 A UTSA	4	2
187 A UTSA	22	4

C
h
a
r
l
o
t
t
e

C
h
a
r
l
o
t
t
e

Average RPI Win:	218	WON-LOST RECORD	WINNING PCT. RANK	LAST 15 GAMES	STRENGTH OF SCHEDULE	OPP. STRENGTH OF SCHEDULE	TEAM RPI	ADJ RPI	CONF. RPI	ADJ CONF. RPI					
DIV. I ONLY		28-27-0	.50909	140	8-5-0	216	249	158	.4933	158	27	27			
DIV. I NON-CONF.		11-18-0	.37931	217	0-1-0	238	178	216	.46554	216	28	28			
<hr/>															
TOTALS	RPI 1-25	RPI 26-50		W-L RECORDS		RPI 51-100		RPI 101-150		RPI 150+					
28-27-0	0-0-0	1-3-0		OVERALL		0-4-0		5-6-0		22-14-0					
8-7-0	0-0-0	0-1-0		HOME		0-1-0		1-0-0		7-5-0					
16-16-0	0-0-0	1-2-0		AWAY		0-3-0		3-4-0		12-7-0					
4-4-0	0-0-0	0-0-0		NEUTRAL		0-0-0		1-2-0		3-2-0					
<hr/>															
11-18-0	0-0-0	1-3-0		NON-CONFERENCE		0-4-0		2-2-0		8-9-0					
3-4-0	0-0-0	0-1-0		HOME		0-1-0		1-0-0		2-2-0					
7-13-0	0-0-0	1-0-		AWAY		0-3-0		1-2-0		5-6-0					
1-1-0	0-0-0	0-0-0		NEUTRAL		0-0-0		0-0-0		1-1-0					
<hr/>															
17-9-0	0-0-0	0-0-0		CONFERENCE		0-0-0		3-4-0		14-5-0					
5-3-0	0-0-0	0-0-0		HOME		0-0-0		0-0-0		5-3-0					
9-3-0	0-0-0	0-0-0		AWAY		0-0-0		2-2-0		7-1-0					
3-3-0	0-0-0	0-0-0		NEUTRAL		0-0-0		1-2-0		2-1-0					
<hr/>															
RPI	S	Opponent	Score	RPI	S	Opponent	Score	RPI	S	Opponent	Score				
				41	A	Long Beach St.	1 7	66	H	Hartford	4 8				
				41	A	Long Beach St.	1 2	89	A	William & Mary	11 12				
				41	A	Long Beach St.	3 2	89	A	William & Mary	5 8				
				48	H	UConn	1 5	89	A	William & Mary	5 6				
										130	A	Furman	10 7		
										134	A	Navy	0 9		
										134	A	Navy	2 4		
										134	A	Navy	3 1		
										134	A	Navy	4 2		
										134	N	Navy	3 2		
										134	N	Navy	0 1		
										134	N	Navy	1 2		
										169	A	South Fla.	2 3		
										169	A	South Fla.	3 4		
										169	A	South Fla.	2 3		
										212	A	Yale	8 1		
										212	A	Yale	5 10		
										212	A	Yale	4 2		
										221	H	UMass Lowell	2 5		
										226	A	Dartmouth	1 2		
										234	N	Penn	5 3		
										234	N	Penn	3 4		
										237	A	Brown	1 2		
										237	A	Brown	9 0		
										237	H	Brown	0 3		
										237	H	Brown	12 11		
										239	H	Harvard	11 4		
										242	A	Siena	9 6		
				LAST 15 GAMES											
				134	N	Navy	0 1	265	H	Lafayette	2 4	237	A	Brown	9 0
				134	N	Navy	3 2	265	H	Lafayette	2 0	237	H	Brown	0 3
				134	N	Navy	1 2	265	H	Lafayette	10 9	237	H	Brown	12 11
				244	N	Lehigh	12 8					239	H	Harvard	11 4
				244	N	Lehigh	5 18					242	A	Siena	9 6

Non-Div. I Games: Lesley 5 1 Lesley 5 0

Holy Cross

244 N Lehigh	9	4
265 H Lafayette	6	5

RPI	S	Opponent	Score	
244	A	Lehigh	5	4
244	A	Lehigh	12	3
244	A	Lehigh	6	1
244	A	Lehigh	4	5
244	N	Lehigh	9	4
244	N	Lehigh	5	18
244	N	Lehigh	12	8
250	A	Massachusetts	6	3
254	H	Army West Point	6	2
254	H	Army West Point	0	3
254	H	Army West Point	6	3
254	H	Army West Point	1	6
261	A	Bucknell	5	3
261	A	Bucknell	12	10
261	A	Bucknell	3	0
261	A	Bucknell	10	6
265	H	Lafayette	2	4
265	H	Lafayette	6	5
265	H	Lafayette	10	9
265	H	Lafayette	2	0

Holy Cross

H
O
L
Y
C
R
O
S
S

H
O
L
Y
C
R
O
S
S

Average RPI Win: 184		WON-LOST	WINNING	LAST 15	STRENGTH OF		OPP. STRENGTH	TEAM	ADJ		CONF.	ADJ CONF.
Average RPI Loss: 115		RECORD	PCT. RANK	GAMES	SCHEDULE		OF SCHEDULE	RPI	RPI		RPI	RPI
DIV. I ONLY		26-27-0	.49057	160	6-9-0		117	164	159		.49259	159
DIV. I NON-CONF.		13-16-0	.44828	178	0-3-0		162	202	217		.4655	217
TOTALS		RPI 1-25	RPI 26-50		W-L RECORDS		RPI 51-100		RPI 101-150		RPI 150+	
26-27-0		0-4-0	2-5-0		OVERALL		0-3-0		4-3-0		20-12-0	
18-14-0		0-0-0	2-3-0		HOME		0-2-0		4-3-0		12-6-0	
7-13-0		0-4-0	0-2-0		AWAY		0-1-0		0-0-0		7-6-0	
1-0-0		0-0-0	0-0-0		NEUTRAL		0-0-0		0-0-0		1-0-0	
13-16-0		0-1-0	2-5-0		NON-CONFERENCE		0-3-0		0-1-0		11-6-0	
10-10-0		0-0-0	2-3-0		HOME		0-2-0		0-1-0		8-4-0	
2-6-0		0-1-0	0-0-		AWAY		0-1-0		0-0-0		2-2-0	
1-0-0		0-0-0	0-0-0		NEUTRAL		0-0-0		0-0-0		1-0-0	
13-11-0		0-3-0	0-0-0		CONFERENCE		0-0-0		4-2-0		9-6-0	
8-4-0		0-0-0	0-0-0		HOME		0-0-0		4-2-0		4-2-0	
5-7-0		0-3-0	0-0-0		AWAY		0-0-0		0-0-0		5-4-0	
0-0-0		0-0-0	0-0-0		NEUTRAL		0-0-0		0-0-0		0-0-0	
RPI S	Opponent	Score	RPI S	Opponent	Score	RPI S	Opponent	Score	RPI S	Opponent	Score	
5 A	Coastal Caro.	1 9	29 A	Duke	0 4	69 H	Indiana St.	1 4	101 H	Rhode Island	6 7	
5 A	Coastal Caro.	4 23	29 H	Duke	5 1	76 A	UNCG	2 10	106 H	High Point	4 3	
5 A	Coastal Caro.	5 6	30 A	UNCW	7 14	76 H	UNCG	2 8	106 H	High Point	4 3	
19 A	North Carolina	4 9	30 H	UNCW	4 11				106 H	High Point	1 11	
			50 H	Minnesota	1 3				110 H	Liberty	2 1	
			50 H	Minnesota	11 7				110 H	Liberty	0 3	
			50 H	Minnesota	5 7				110 H	Liberty	2 1	
									153 H	Gardner-Webb	10 4	
									153 H	Gardner-Webb	0 5	
									153 H	Gardner-Webb	17 4	
									154 A	Longwood	4 8	
									154 A	Longwood	2 0	
									154 A	Longwood	6 3	
									164 H	Miami (OH)	4 5	
									164 H	Miami (OH)	7 0	
									164 H	Miami (OH)	5 3	
									167 H	Davidson	4 7	
									196 H	Canisius	4 7	
									196 H	Canisius	12 4	
									196 H	Canisius	7 2	
									200 A	Virginia Tech	7 1	
									200 A	Virginia Tech	8 11	
									202 A	Radford	5 1	
									202 A	Radford	1 2	
									202 A	Radford	4 6	
									204 H	Presbyterian	2 4	
									204 H	Presbyterian	7 5	
LAST 15 GAMES			5 A	Coastal Caro.	4 23	204 H	Presbyterian	7 5				
			5 A	Coastal Caro.	5 6	204 H	Presbyterian	2 4				
			5 A	Coastal Caro.	1 9	204 H	Presbyterian	1 0				
			106 H	High Point	1 11							
			106 H	High Point	4 3							

Non-Div. I Games:

Campbell

106	H	High Point	4	3
206	A	Elon	2	14

RPI	S	Opponent	Score	
204	H	Presbyterian	1	0
206	A	Elon	2	14
236	A	Charleston So.	7	5
236	A	Charleston So.	5	4
236	A	Charleston So.	7	18
241	N	Appalachian St.	9	4
269	H	Rider	12	3
269	H	Rider	8	11
278	A	N.C. Central	15	11
287	H	N.C. A&T	10	8
287	H	N.C. A&T	14	1
287	H	N.C. A&T	15	3

Average RPI Win: 228		WON-LOST RECORD		WINNING PCT. RANK		LAST 15 GAMES		STRENGTH OF SCHEDULE		OPP. STRENGTH OF SCHEDULE		TEAM RPI		ADJ RPI		CONF. RPI		ADJ CONF. RPI	
DIV. I ONLY		30-28-0		.51724 135		6-9-0		234		269		160		.49132 160		26		26	
DIV. I NON-CONF.		11-13-0		.45833 168		2-0-0		224		218		144		.49973 144		26		26	
TOTALS		RPI 1-25		RPI 26-50		W-L RECORDS		RPI 51-100		RPI 101-150		RPI 150+							
30-28-0		0-3-0		1-4-0		OVERALL		1-0-0		1-3-0		27-18-0							
9-5-0		0-0-0		0-0-0		HOME		0-0-0		0-0-0		9-5-0							
16-21-0		0-3-0		1-3-0		AWAY		1-0-0		1-3-0		13-12-0							
5-2-0		0-0-0		0-1-0		NEUTRAL		0-0-0		0-0-0		5-1-0							
11-13-0		0-3-0		0-0-0		NON-CONFERENCE		1-0-0		1-3-0		9-7-0							
3-0-0		0-0-0		0-0-0		HOME		0-0-0		0-0-0		3-0-0							
8-13-0		0-3-0		0-0-		AWAY		1-0-0		1-3-0		6-7-0							
0-0-0		0-0-0		0-0-0		NEUTRAL		0-0-0		0-0-0		0-0-0							
19-15-0		0-0-0		1-4-0		CONFERENCE		0-0-0		0-0-0		18-11-0							
6-5-0		0-0-0		0-0-0		HOME		0-0-0		0-0-0		6-5-0							
8-8-0		0-0-0		1-3-0		AWAY		0-0-0		0-0-0		7-5-0							
5-2-0		0-0-0		0-1-0		NEUTRAL		0-0-0		0-0-0		5-1-0							
RPI S	Opponent		Score		RPI S	Opponent		Score		RPI S	Opponent		Score		RPI S	Opponent		Score	
17 A	UL Lafayette		0	8	35 A	Bryant		3	7	66 A	Hartford		7	4	105 A	SFA		1	15
17 A	UL Lafayette		0	4	35 A	Bryant		3	6						105 A	SFA		5	7
17 A	UL Lafayette		3	9	35 A	Bryant		3	1						105 A	SFA		11	13
					35 A	Bryant		0	3						139 A	Saint Joseph's		6	5
					35 N	Bryant		1	5						162 A	Stony Brook		2	4
															174 A	Fairfield		4	5
															174 H	Fairfield		9	8
															184 A	Nicholls St.		7	5
															184 A	Nicholls St.		7	8
															184 A	Nicholls St.		0	5
															201 H	Fordham		2	1
															205 H	Central Conn. St.		4	11
															205 H	Central Conn. St.		7	4
															205 H	Central Conn. St.		3	2
															205 H	Central Conn. St.		5	4
															212 A	Yale		9	0
															212 H	Yale		7	0
															238 A	Villanova		2	0
															238 A	Villanova		2	3
															248 A	Fairleigh Dickinson		6	5
															248 A	Fairleigh Dickinson		5	7
															248 A	Fairleigh Dickinson		3	0
															248 A	Fairleigh Dickinson		8	7
															248 H	Fairleigh Dickinson		9	6
															248 H	Fairleigh Dickinson		4	5
															248 H	Fairleigh Dickinson		2	0
															248 N	Fairleigh Dickinson		8	11
				LAST 15 GAMES															
					248 N	Fairleigh Dickinson		8	11	284 A	Iona		4	3					
					35 N	Bryant		1	5	259 A	Wagner		5	8					
					248 N	Fairleigh Dickinson		9	8	259 A	Wagner		4	6					
					256 H	LIU Brooklyn		11	4										
					256 H	LIU Brooklyn		2	12										

Non-Div. I Games:

Sacred Heart

256 H LIU Brooklyn	0	4
256 H LIU Brooklyn	3	8

RPI	S	Opponent	Score	
248	N	Fairleigh Dickinson	9	8
256	A	LIU Brooklyn	5	0
256	A	LIU Brooklyn	5	2
256	A	LIU Brooklyn	11	0
256	A	LIU Brooklyn	8	0
256	H	LIU Brooklyn	2	12
256	H	LIU Brooklyn	0	4
256	H	LIU Brooklyn	3	8
256	H	LIU Brooklyn	11	4
259	A	Wagner	2	7
259	A	Wagner	1	6
259	A	Wagner	4	6
259	A	Wagner	5	8
269	A	Rider	1	4
269	A	Rider	2	4
269	A	Rider	7	4
284	A	Iona	4	3
290	N	Mt. St. Mary's	8	1
290	N	Mt. St. Mary's	5	3
290	N	Mt. St. Mary's	7	1
290	N	Mt. St. Mary's	8	0
293	A	Alcorn	16	3

Average RPI Win: 165		WON-LOST RECORD		WINNING PCT. RANK		LAST 15 GAMES		STRENGTH OF SCHEDULE		OPP. STRENGTH OF SCHEDULE		TEAM RPI		ADJ RPI		CONF. RPI		ADJ CONF. RPI	
DIV. I ONLY		29-27-0		.51786 131		9-6-0		177		105		161		.49124 161		15		15	
DIV. I NON-CONF.		12-21-0		.36364 224		2-2-0		221		58		253		.44309 253		17		17	
TOTALS		RPI 1-25		RPI 26-50		W-L RECORDS		RPI 51-100		RPI 101-150		RPI 150+							
29-27-0		0-2-0		1-1-0		OVERALL		6-10-0		7-3-0		15-11-0							
18-16-0		0-1-0		0-1-0		HOME		4-6-0		3-1-0		11-7-0							
11-9-0		0-1-0		1-0-0		AWAY		2-4-0		4-0-0		4-4-0							
0-2-0		0-0-0		0-0-0		NEUTRAL		0-0-0		0-2-0		0-0-0							
12-21-0		0-2-0		1-1-0		NON-CONFERENCE		2-8-0		2-0-0		7-10-0							
9-13-0		0-1-0		0-1-0		HOME		2-5-0		1-0-0		6-6-0							
3-8-0		0-1-0		1-0-		AWAY		0-3-0		1-0-0		1-4-0							
0-0-0		0-0-0		0-0-0		NEUTRAL		0-0-0		0-0-0		0-0-0							
17-6-0		0-0-0		0-0-0		CONFERENCE		4-2-0		5-3-0		8-1-0							
9-3-0		0-0-0		0-0-0		HOME		2-1-0		2-1-0		5-1-0							
8-1-0		0-0-0		0-0-0		AWAY		2-1-0		3-0-0		3-0-0							
0-2-0		0-0-0		0-0-0		NEUTRAL		0-0-0		0-2-0		0-0-0							
RPI	S	Opponent		Score		RPI	S	Opponent		Score		RPI	S	Opponent		Score			
22	A	Georgia Tech		2	4	45	A	Georgia		4	2	63	H	North Florida		2	1		
22	H	Georgia Tech		2	13	45	H	Georgia		2	4	63	H	North Florida		2	9		
												63	H	North Florida		10	4		
												75	H	VCU		11	15		
												81	A	Ga. Southern		9	10		
												81	H	Ga. Southern		1	4		
												84	A	Jacksonville		6	7		
												84	A	Jacksonville		5	3		
												84	A	Jacksonville		13	8		
												92	A	Jacksonville St.		2	10		
												92	H	Jacksonville St.		11	9		
												92	H	Jacksonville St.		5	10		
												92	H	Jacksonville St.		3	2		
												95	A	Mercer		5	11		
												95	H	Mercer		6	9		
												95	H	Mercer		7	10		
LAST 15 GAMES																			
						112	N	FGCU		0	6	147	H	Stetson		2	6		
						147	N	Stetson		7	13	148	A	Auburn		7	3		
						112	A	FGCU		8	7	228	H	Georgia St.		3	2		
						112	A	FGCU		7	1								
						112	A	FGCU		7	2								

Non-Div. I Games:

Kennesaw St.

147 H Stetson	10	1
147 H Stetson	9	2

RPI	S	Opponent	Score	
225	H	Towson	5	6
225	H	Towson	11	8
228	A	Georgia St.	3	4
228	H	Georgia St.	3	2
235	H	Ohio	8	7
263	H	NJIT	5	3
263	H	NJIT	5	3
263	H	NJIT	8	2
275	H	Purdue	5	2

Kennesaw St.

K
e
n
n
e
s
a
w
S
t
.

K
e
n
n
e
s
a
w
S
t
.

Average RPI Win:	213	WON-LOST RECORD	WINNING PCT. RANK	LAST 15 GAMES	STRENGTH OF SCHEDULE	OPP. STRENGTH OF SCHEDULE	TEAM RPI	ADJ RPI	CONF. RPI	ADJ CONF. RPI		
DIV. I ONLY		27-27-0	.5	147	8-7-0	198	235	162	.49121	162	20	20
DIV. I NON-CONF.		11-16-0	.40741	204	1-0-0	239	261	225	.46197	225	19	19
<hr/>												
TOTALS	RPI 1-25	RPI 26-50		W-L RECORDS		RPI 51-100		RPI 101-150		RPI 150+		
27-27-0	0-0-0	0-6-0		OVERALL		3-2-0		0-7-0		24-12-0		
15-3-0	0-0-0	0-0-0		HOME		0-0-0		0-0-0		15-3-0		
8-20-0	0-0-0	0-6-0		AWAY		2-1-0		0-6-0		6-7-0		
4-4-0	0-0-0	0-0-0		NEUTRAL		1-1-0		0-1-0		3-2-0		
11-16-0	0-0-0	0-6-0		NON-CONFERENCE		0-0-0		0-3-0		11-7-0		
7-0-0	0-0-0	0-0-0		HOME		0-0-0		0-0-0		7-0-0		
3-14-0	0-0-0	0-0-		AWAY		0-0-0		0-3-0		3-5-0		
1-2-0	0-0-0	0-0-0		NEUTRAL		0-0-0		0-0-0		1-2-0		
16-11-0	0-0-0	0-0-0		CONFERENCE		3-2-0		0-4-0		13-5-0		
8-3-0	0-0-0	0-0-0		HOME		0-0-0		0-0-0		8-3-0		
5-6-0	0-0-0	0-0-0		AWAY		2-1-0		0-3-0		3-2-0		
3-2-0	0-0-0	0-0-0		NEUTRAL		1-1-0		0-1-0		2-0-0		
RPI	S	Opponent	Score	RPI	S	Opponent	Score	RPI	S	Opponent	Score	
				35	A	Bryant	4 8	66	A	Hartford	9 0	
				35	A	Bryant	5 14	66	A	Hartford	2 0	
				35	A	Bryant	2 6	66	A	Hartford	5 9	
				49	A	Creighton	0 4	66	N	Hartford	6 7	
				49	A	Creighton	4 5	66	N	Hartford	3 2	
				49	A	Creighton	0 4					
										107	A	
										A	Binghamton	
											5 11	
										107	A	
										A	Binghamton	
											3 7	
										107	A	
										A	Binghamton	
											0 2	
										107	N	
										Binghamton	3 6	
										113	A	
										Baylor	5 6	
										113	A	
										Baylor	2 16	
										113	A	
										Baylor	4 20	
										160	H	
										Sacred Heart	4 2	
										172	A	
										UMBC	1 2	
										172	A	
										UMBC	15 10	
										172	H	
										UMBC	3 2	
										172	H	
										UMBC	4 1	
										172	H	
										UMBC	3 6	
										174	A	
										Fairfield	9 14	
										188	A	
										Wofford	8 9	
										201	A	
										Fordham	1 6	
										206	A	
										Elon	4 1	
										211	H	
										Albany (NY)	4 0	
										211	H	
										Albany (NY)	0 1	
										211	H	
										Albany (NY)	7 2	
										211	N	
										Albany (NY)	10 4	
										217	H	
										Manhattan	8 2	
										221	H	
										UMass Lowell	5 0	
										221	H	
										UMass Lowell	1 2	
										221	H	
										UMass Lowell	5 3	
										223	A	
										USC Upstate	6 8	
										233	N	
										Dayton	11 6	

Stony Brook

211 H Albany (NY)	0	1
211 H Albany (NY)	4	0

Through Games Of June 30, 2016

RPI	S	Opponent	Score	
238	H	Villanova	8	3
241	N	Appalachian St.	0	4
245	A	Maine	1	2
245	A	Maine	9	0
245	A	Maine	8	1
245	H	Maine	11	0
245	H	Maine	2	1
245	N	Maine	1	0
256	A	LIU Brooklyn	8	1
262	N	Bowling Green	4	5
279	A	NYIT	7	5
279	H	NYIT	5	1
284	A	Iona	0	7
284	H	Iona	11	2
284	H	Iona	15	4
295	H	Saint Peter's	7	3

Stony Brook

S
t
o
n
y
B
r
o
o
k

S
t
o
n
y
B
r
o
o
k

Average RPI Win: 234		WON-LOST RECORD	WINNING PCT. RANK	LAST 15 GAMES	STRENGTH OF SCHEDULE	OPP. STRENGTH OF SCHEDULE	TEAM RPI	ADJ RPI	CONF. RPI	ADJ CONF. RPI							
Average RPI Loss: 111																	
DIV. I ONLY		29-27-0	.51786	131	10-5-0	192	212	163	.4909	163	31	31					
DIV. I NON-CONF.		8-20-0	.28571	263	1-4-0	35	24	200	.47274	198	31	31					
<hr/>																	
TOTALS		RPI 1-25		RPI 26-50		W-L RECORDS		RPI 51-100		RPI 101-150		RPI 150+					
29-27-0		0-5-0		0-3-0		OVERALL		1-5-0		6-9-0		22-5-0					
17-9-0		0-0-0		0-0-0		HOME		1-3-0		4-4-0		12-2-0					
8-16-0		0-4-0		0-3-0		AWAY		0-2-0		1-4-0		7-3-0					
4-2-0		0-1-0		0-0-0		NEUTRAL		0-0-0		1-1-0		3-0-0					
8-20-0		0-5-0		0-3-0		NON-CONFERENCE		1-5-0		3-5-0		4-2-0					
7-7-0		0-0-0		0-0-0		HOME		1-3-0		2-3-0		4-1-0					
1-11-0		0-4-0		0-0-		AWAY		0-2-0		1-1-0		0-1-0					
0-2-0		0-1-0		0-0-0		NEUTRAL		0-0-0		0-1-0		0-0-0					
21-7-0		0-0-0		0-0-0		CONFERENCE		0-0-0		3-4-0		18-3-0					
10-2-0		0-0-0		0-0-0		HOME		0-0-0		2-1-0		8-1-0					
7-5-0		0-0-0		0-0-0		AWAY		0-0-0		0-3-0		7-2-0					
4-0-0		0-0-0		0-0-0		NEUTRAL		0-0-0		1-0-0		3-0-0					
RPI	S	Opponent		Score		RPI	S	Opponent		Score		RPI	S	Opponent		Score	
1	A	Florida		3	9	36	A	Ohio St.		2	6	63	A	North Florida		6	12
1	A	Florida		1	7	36	A	Ohio St.		5	13	63	H	North Florida		1	13
3	A	Miami (FL)		4	5	36	A	Ohio St.		2	11	63	H	North Florida		4	1
3	A	Miami (FL)		7	14							84	H	Jacksonville		3	4
22	N	Georgia Tech		3	12							98	A	FIU		3	4
												98	H	FIU		8	21

Non-Div. I Games:

Bethune-Cookman

299 N Coppin St.	10	0
288 A Savannah St.	6	5

RPI	S	Opponent	Score	
278	H	N.C. Central	2	1
278	H	N.C. Central	3	2
287	A	N.C. A&T	6	0
287	A	N.C. A&T	7	6
287	A	N.C. A&T	23	2
287	H	N.C. A&T	4	2
287	H	N.C. A&T	10	14
287	H	N.C. A&T	9	7
288	A	Savannah St.	5	1
288	A	Savannah St.	6	5
288	A	Savannah St.	6	10
288	H	Savannah St.	7	6
288	H	Savannah St.	3	0
288	H	Savannah St.	12	7
299	N	Coppin St.	10	0

Bethune-Cookman

B
e
t
h
u
n
e
-
C
o
o
k
m
a
n

B
e
t
h
u
n
e
-
C
o
o
k
m
a
n

235	A	Ohio	10	2
72	H	Xavier	7	2

RPI	S	Opponent	Score	
220	A	Central Mich.	3	4
220	A	Central Mich.	7	3
220	N	Central Mich.	3	5
220	N	Central Mich.	10	5
233	A	Dayton	8	11
233	H	Dayton	7	3
235	A	Ohio	4	0
235	A	Ohio	2	6
235	A	Ohio	10	2
243	A	Buffalo	7	6
243	A	Buffalo	6	0
243	A	Buffalo	3	0
246	A	Northern Ky.	1	5
255	H	Northwestern	5	4
262	H	Bowling Green	5	1
262	H	Bowling Green	4	3
262	H	Bowling Green	7	5
276	A	Butler	10	3

Average RPI Win: 125		WON-LOST	WINNING	LAST 15	STRENGTH OF		OPP. STRENGTH	TEAM	ADJ	CONF.	ADJ CONF.
Average RPI Loss: 100		RECORD	PCT. RANK	GAMES	SCHEDULE		OF SCHEDULE	RPI	RPI	RPI	RPI
DIV. I ONLY		20-35-0	.36364	241	4-11-0		59	86	165	.48837	165
DIV. I NON-CONF.		15-11-0	.57692	98	3-0-0		51	180	68	.53962	68
TOTALS		RPI 1-25	RPI 26-50		W-L RECORDS		RPI 51-100		RPI 101-150		RPI 150+
20-35-0		2-6-0	3-6-0		OVERALL		1-7-0		4-4-0		10-12-0
11-16-0		2-2-0	1-2-0		HOME		0-4-0		3-1-0		5-7-0
8-19-0		0-4-0	2-4-0		AWAY		1-3-0		1-3-0		4-5-0
1-0-0		0-0-0	0-0-0		NEUTRAL		0-0-0		0-0-0		1-0-0
15-11-0		1-1-0	2-1-0		NON-CONFERENCE		0-2-0		4-1-0		8-6-0
7-6-0		1-0-0	0-0-0		HOME		0-1-0		3-1-0		3-4-0
7-5-0		0-1-0	2-0-		AWAY		0-1-0		1-0-0		4-2-0
1-0-0		0-0-0	0-0-0		NEUTRAL		0-0-0		0-0-0		1-0-0
5-24-0		1-5-0	1-5-0		CONFERENCE		1-5-0		0-3-0		2-6-0
4-10-0		1-2-0	1-2-0		HOME		0-3-0		0-0-0		2-3-0
1-14-0		0-3-0	0-3-0		AWAY		1-2-0		0-3-0		0-3-0
0-0-0		0-0-0	0-0-0		NEUTRAL		0-0-0		0-0-0		0-0-0
RPI S	Opponent	Score	RPI S	Opponent	Score	RPI S	Opponent	Score	RPI S	Opponent	Score
16 A	Vanderbilt	4 7	31 A	Louisiana Tech	1 2	64 H	Marshall	9 25	103 A	Austin Peay	17 3
16 H	Vanderbilt	7 4	31 A	Louisiana Tech	4 8	64 H	Marshall	5 6	103 H	Austin Peay	6 5
20 A	Southern Miss.	11 12	31 A	Louisiana Tech	0 5	64 H	Marshall	1 11	104 H	Indiana	4 14
20 A	Southern Miss.	5 9	34 H	Fla. Atlantic	8 6	82 A	Old Dominion	2 6	104 H	Indiana	5 4
20 A	Southern Miss.	4 6	34 H	Fla. Atlantic	2 7	82 A	Old Dominion	10 5	104 H	Indiana	3 2
24 H	Rice	0 1	34 H	Fla. Atlantic	1 12	82 A	Old Dominion	4 6	133 A	Western Ky.	1 3
24 H	Rice	3 0	43 A	South Ala.	2 3	88 A	Tennessee	2 9	133 A	Western Ky.	1 2
24 H	Rice	2 6	43 A	South Ala.	7 4	88 H	Tennessee	2 4	133 A	Western Ky.	4 10
			43 A	South Ala.	5 4				155 A	UAB	0 8
									155 A	UAB	2 5
									155 A	UAB	1 10
									157 H	Charlotte	4 8
									157 H	Charlotte	3 0
									157 H	Charlotte	12 11
									161 A	Kennesaw St.	0 7
									161 A	Kennesaw St.	9 3
									161 A	Kennesaw St.	8 6
									164 H	Miami (OH)	5 13
									187 H	UTSA	1 12
									187 H	UTSA	3 4
									190 A	Belmont	4 3
									190 H	Belmont	4 9
									191 A	Tennessee Tech	9 3
									191 H	Tennessee Tech	6 9
									193 A	Lipscomb	1 6
									193 H	Lipscomb	9 6
									207 H	Memphis	8 2
			LAST 15 GAMES								
			187 H	UTSA	3 4	31 A	Louisiana Tech	0 5			
			187 H	UTSA	1 12	31 A	Louisiana Tech	1 2			
			190 A	Belmont	4 3	31 A	Louisiana Tech	4 8			
			82 A	Old Dominion	2 6						
			82 A	Old Dominion	10 5						

Non-Div. I Games:

Middle Tenn.

Middle Tenn.

82	A	Old Dominion	4	6
103	A	Austin Peay	17	3

Through Games Of June 30, 2016

RPI	S	Opponent	Score	
207	N	Memphis	3	1
214	H	Western Mich.	3	2
254	H	Army West Point	1	9

Middle Tenn.

M
i
d
d
l
e
T
e
n
n
.

M
i
d
d
l
e
T
e
n
n
.

Average RPI Win: 177		WON-LOST	WINNING	LAST 15	STRENGTH OF		OPP. STRENGTH	TEAM	ADJ	CONF.	ADJ CONF.
Average RPI Loss: 143		RECORD	PCT. RANK	GAMES	SCHEDULE		OF SCHEDULE	RPI	RPI	RPI	RPI
DIV. I ONLY		31-27-0	.53448	116	8-7-0		248	122	166	.48774	166
DIV. I NON-CONF.		17-14-0	.54839	116	1-1-0		263	125	174	.48441	174
TOTALS		RPI 1-25	RPI 26-50		W-L RECORDS		RPI 51-100		RPI 101-150		RPI 150+
31-27-0		0-0-0	2-4-0		OVERALL		4-8-0		4-0-0		21-15-0
13-11-0		0-0-0	2-3-0		HOME		1-3-0		0-0-0		10-5-0
14-12-0		0-0-0	0-0-0		AWAY		3-4-0		4-0-0		7-8-0
4-4-0		0-0-0	0-1-0		NEUTRAL		0-1-0		0-0-0		4-2-0
17-14-0		0-0-0	0-4-0		NON-CONFERENCE		3-2-0		1-0-0		13-8-0
8-5-0		0-0-0	0-3-0		HOME		1-0-0		0-0-0		7-2-0
7-7-0		0-0-0	0-0-		AWAY		2-2-0		1-0-0		4-5-0
2-2-0		0-0-0	0-1-0		NEUTRAL		0-0-0		0-0-0		2-1-0
14-13-0		0-0-0	2-0-0		CONFERENCE		1-6-0		3-0-0		8-7-0
5-6-0		0-0-0	2-0-0		HOME		0-3-0		0-0-0		3-3-0
7-5-0		0-0-0	0-0-0		AWAY		1-2-0		3-0-0		3-3-0
2-2-0		0-0-0	0-0-0		NEUTRAL		0-1-0		0-0-0		2-1-0
RPI S	Opponent	Score	RPI S	Opponent	Score	RPI S	Opponent	Score	RPI S	Opponent	Score
			26 H	Boston College	6 7	62 A	Col. of Charleston	5 8	101 A	Rhode Island	6 2
			26 N	Boston College	2 8	62 A	Col. of Charleston	3 2	150 A	Delaware	6 3
			30 H	UNCW	9 4	62 A	Col. of Charleston	2 3	150 A	Delaware	14 0
			30 H	UNCW	3 0	66 H	Hartford	4 3	150 A	Delaware	6 1
			35 H	Bryant	2 19	67 A	Oklahoma	5 3	176 A	Washington St.	2 7
			48 H	UConn	8 9	67 A	Oklahoma	4 13	176 A	Washington St.	1 8
						67 A	Oklahoma	3 2	176 A	Washington St.	1 4
						67 A	Oklahoma	4 10	176 A	Washington St.	5 3
						89 H	William & Mary	0 3	178 A	James Madison	20 5
						89 H	William & Mary	0 2	178 A	James Madison	6 7
						89 H	William & Mary	5 8	178 A	James Madison	4 6
						89 N	William & Mary	1 5	178 N	James Madison	19 9
									178 N	James Madison	2 3
									205 H	Central Conn. St.	8 4
									205 H	Central Conn. St.	7 6
									205 H	Central Conn. St.	2 1
									206 H	Elon	2 3
									206 H	Elon	0 2
									206 H	Elon	6 3
									206 N	Elon	3 0
									216 A	Abilene Christian	4 3
									216 A	Abilene Christian	3 4
									216 A	Abilene Christian	3 2
									216 A	Abilene Christian	0 1
									218 H	Quinnipiac	12 9
									221 A	UMass Lowell	7 2
									225 H	Towson	4 7
			LAST 15 GAMES			62 A	Col. of Charleston	2 3	216 A	Abilene Christian	3 2
			89 N	William & Mary	1 5	62 A	Col. of Charleston	5 8	216 A	Abilene Christian	0 1
			178 N	James Madison	19 9	62 A	Col. of Charleston	3 2	218 H	Quinnipiac	12 9
			206 N	Elon	3 0				221 A	UMass Lowell	7 2
			178 N	James Madison	2 3				225 H	Towson	4 7
			225 H	Towson	4 7						

Non-Div. I Games:

Northeastern

225	H	Towson	3	2
225	H	Towson	4	0

RPI	S	Opponent	Score	
225	H	Towson	4	0
225	H	Towson	3	2
239	H	Harvard	3	2
243	H	Buffalo	1	0
243	H	Buffalo	3	6
243	H	Buffalo	8	4
249	A	Hofstra	18	3
249	A	Hofstra	1	5
249	A	Hofstra	4	1
250	H	Massachusetts	2	3
251	N	Cornell	6	0
251	N	Cornell	5	7
251	N	Cornell	11	0

Northeastern

N
o
r
t
h
e
a
s
t
e
r
n

N
o
r
t
h
e
a
s
t
e
r
n

Average RPI Win: 188		WON-LOST	WINNING	LAST 15	STRENGTH OF		OPP. STRENGTH	TEAM	ADJ	CONF.	ADJ CONF.
Average RPI Loss: 147		RECORD	PCT. RANK	GAMES	SCHEDULE		OF SCHEDULE	RPI	RPI	RPI	RPI
DIV. I ONLY		28-26-0	.51852	129	7-8-0		181	181	167	.48711	167
DIV. I NON-CONF.		14-12-0	.53846	120	1-1-0		202	130	180	.48111	180
TOTALS		RPI 1-25	RPI 26-50		W-L RECORDS		RPI 51-100		RPI 101-150		RPI 150+
28-26-0		0-2-0	0-4-0		OVERALL		2-1-0		8-4-0		18-15-0
18-11-0		0-0-0	0-2-0		HOME		1-0-0		4-0-0		13-9-0
7-11-0		0-2-0	0-2-0		AWAY		0-0-0		2-1-0		5-6-0
3-4-0		0-0-0	0-0-0		NEUTRAL		1-1-0		2-3-0		0-0-0
14-12-0		0-2-0	0-4-0		NON-CONFERENCE		0-1-0		4-0-0		10-5-0
12-7-0		0-0-0	0-2-0		HOME		0-0-0		4-0-0		8-5-0
2-4-0		0-2-0	0-0-		AWAY		0-0-0		0-0-0		2-0-0
0-1-0		0-0-0	0-0-0		NEUTRAL		0-1-0		0-0-0		0-0-0
14-14-0		0-0-0	0-0-0		CONFERENCE		2-0-0		4-4-0		8-10-0
6-4-0		0-0-0	0-0-0		HOME		1-0-0		0-0-0		5-4-0
5-7-0		0-0-0	0-0-0		AWAY		0-0-0		2-1-0		3-6-0
3-3-0		0-0-0	0-0-0		NEUTRAL		1-0-0		2-3-0		0-0-0
RPI S	Opponent	Score	RPI S	Opponent	Score	RPI S	Opponent	Score	RPI S	Opponent	Score
13 A	South Carolina	2 15	28 A	Wake Forest	4 7	69 N	Indiana St.	1 7	101 N	Rhode Island	4 13
19 A	North Carolina	2 10	28 H	Wake Forest	6 7	75 H	VCU	11 5	101 N	Rhode Island	2 15
			29 A	Duke	2 9	75 N	VCU	7 3	101 N	Rhode Island	4 13
			29 H	Duke	3 13				106 H	High Point	6 5
									130 H	Furman	4 3
									130 H	Furman	4 3
									130 H	Furman	15 4
									139 A	Saint Joseph's	1 10
									139 A	Saint Joseph's	8 7
									139 A	Saint Joseph's	3 0
									139 N	Saint Joseph's	6 4
									139 N	Saint Joseph's	8 4
									159 A	Campbell	7 4
									170 A	Winthrop	12 10
									170 H	Winthrop	6 15
									177 H	Air Force	4 9
									178 H	James Madison	6 7
									179 H	Georgetown	3 5
									179 H	Georgetown	12 8
									179 H	Georgetown	9 3
									195 A	Richmond	14 2
									195 A	Richmond	3 4
									195 A	Richmond	7 8
									201 H	Fordham	4 7
									201 H	Fordham	3 9
									201 H	Fordham	5 0
									208 H	George Washington	8 7
LAST 15 GAMES			LAST 15 GAMES			LAST 15 GAMES			LAST 15 GAMES		
			101 N	Rhode Island	2 15	233 A	Dayton	3 8			
			139 N	Saint Joseph's	6 4	233 A	Dayton	5 3			
			101 N	Rhode Island	4 13	106 H	High Point	6 5			
			75 N	VCU	7 3						
			139 N	Saint Joseph's	8 4						

Non-Div. I Games:

Davidson

75 H VCU	11	5
233 A Dayton	3	7

RPI	S	Opponent	Score	
208	H	George Washington	2	3
208	H	George Washington	7	4
233	A	Dayton	5	3
233	A	Dayton	3	8
233	A	Dayton	3	7
240	A	Saint Louis	1	2
240	A	Saint Louis	2	12
240	A	Saint Louis	1	0
243	H	Buffalo	5	0
250	H	Massachusetts	5	4
250	H	Massachusetts	1	7
250	H	Massachusetts	10	2
252	H	Marist	4	3
265	H	Lafayette	9	14
265	H	Lafayette	2	1
265	H	Lafayette	5	2
284	H	Iona	16	1
284	H	Iona	9	1

Davidson

D
a
v
i
d
s
o
n

D
a
v
i
d
s
o
n

Average RPI Win:	178	WON-LOST	WINNING	LAST 15	STRENGTH OF	OPP. STRENGTH	TEAM	ADJ	CONF.	ADJ CONF.		
Average RPI Loss:	145	RECORD	PCT. RANK	GAMES	SCHEDULE	OF SCHEDULE	RPI	RPI	RPI	RPI		
DIV. I ONLY		21-27-0	.4375	200	5-10-0	195	200	168	.48707	168	19	19
DIV. I NON-CONF.		10-12-0	.45455	173	2-2-0	230	169	152	.4959	152	15	15
<hr/>												
TOTALS	RPI 1-25	RPI 26-50		W-L RECORDS		RPI 51-100		RPI 101-150		RPI 150+		
21-27-0	0-0-0	2-4-0		OVERALL		2-3-0		4-10-0		13-10-0		
5-8-0	0-0-0	0-2-0		HOME		0-0-0		2-4-0		3-2-0		
15-18-0	0-0-0	2-2-0		AWAY		2-3-0		2-6-0		9-7-0		
1-1-0	0-0-0	0-0-0		NEUTRAL		0-0-0		0-0-0		1-1-0		
<hr/>												
10-12-0	0-0-0	1-0-0		NON-CONFERENCE		2-3-0		1-3-0		6-6-0		
1-2-0	0-0-0	0-0-0		HOME		0-0-0		0-0-0		1-2-0		
8-10-0	0-0-0	1-0-		AWAY		2-3-0		1-3-0		4-4-0		
1-0-0	0-0-0	0-0-0		NEUTRAL		0-0-0		0-0-0		1-0-0		
<hr/>												
11-15-0	0-0-0	1-4-0		CONFERENCE		0-0-0		3-7-0		7-4-0		
4-6-0	0-0-0	0-2-0		HOME		0-0-0		2-4-0		2-0-0		
7-8-0	0-0-0	1-2-0		AWAY		0-0-0		1-3-0		5-3-0		
0-1-0	0-0-0	0-0-0		NEUTRAL		0-0-0		0-0-0		0-1-0		
<hr/>												
RPI S	Opponent	Score	RPI S	Opponent	Score	RPI S	Opponent	Score	RPI S	Opponent	Score	
			37 A	Wright St.	4 14	78 A	Michigan St.	3 1	115 A	Seattle	5 4	
			37 A	Wright St.	2 5	91 A	Pepperdine	2 8	115 A	Seattle	1 7	
			37 A	Wright St.	3 0	91 A	Pepperdine	7 3	115 A	Seattle	0 2	
			37 H	Wright St.	1 17	91 A	Pepperdine	5 12	115 A	Seattle	1 10	
			37 H	Wright St.	9 17	94 A	Fresno St.	10 11	138 A	Valparaiso	2 17	
			39 A	Michigan	6 5				138 A	Valparaiso	2 3	
									138 H	Valparaiso	0 11	
									138 H	Valparaiso	4 10	
									138 H	Valparaiso	5 3	
									143 A	Milwaukee	9 5	
									143 A	Milwaukee	0 8	
									143 H	Milwaukee	6 5	
									143 H	Milwaukee	4 8	
									143 H	Milwaukee	3 7	
									185 A	Eastern Mich.	7 4	
									185 H	Eastern Mich.	5 11	
									185 N	Eastern Mich.	11 3	
									192 A	Ill.-Chicago	0 6	
									192 A	Ill.-Chicago	0 3	
									192 A	Ill.-Chicago	5 4	
									192 N	Ill.-Chicago	9 10	
			LAST 15 GAMES						214 H	Western Mich.	9 4	
			192 N	Ill.-Chicago	9 10	214 H	Western Mich.	9 4	220 A	Central Mich.	3 6	
			143 H	Milwaukee	6 5	185 H	Eastern Mich.	5 11	220 H	Central Mich.	4 7	
			143 H	Milwaukee	4 8	220 A	Central Mich.	3 6	231 A	Portland	7 10	
			143 H	Milwaukee	3 7				231 A	Portland	4 0	
			39 A	Michigan	6 5				231 A	Portland	3 6	

Non-Div. I Games:	Rochester College	7	3	Olivet	17	0
--------------------------	--------------------------	----------	----------	---------------	-----------	----------

Oakland

138	A	Valparaiso	2	3
138	A	Valparaiso	2	17

RPI	S	Opponent	Score	
231	A	Portland	14	4
233	A	Dayton	0	3
233	A	Dayton	6	4
246	A	Northern Ky.	6	1
246	A	Northern Ky.	12	4
246	A	Northern Ky.	6	3
246	H	Northern Ky.	4	3
246	H	Northern Ky.	5	3
258	A	Youngstown St.	9	1
258	A	Youngstown St.	2	7

Oakland

O
a
k
l
a
n
d

O
a
k
l
a
n
d

Average RPI Win: 132		WON-LOST	WINNING	LAST 15	STRENGTH OF		OPP. STRENGTH	TEAM	ADJ	CONF.	ADJ CONF.
Average RPI Loss: 101		RECORD	PCT. RANK	GAMES	SCHEDULE		OF SCHEDULE	RPI	RPI	RPI	RPI
DIV. I ONLY		24-33-0	.42105	212	4-11-0		83	81	169	.4867	169
DIV. I NON-CONF.		15-15-0	.5	146	0-1-0		71	131	148	.49751	148
TOTALS		RPI 1-25	RPI 26-50		W-L RECORDS		RPI 51-100		RPI 101-150		RPI 150+
24-33-0		0-2-0	3-8-0		OVERALL		3-7-0		9-10-0		9-6-0
17-18-0		0-1-0	0-6-0		HOME		2-3-0		6-4-0		9-4-0
6-13-0		0-1-0	2-1-0		AWAY		1-4-0		3-6-0		0-1-0
1-2-0		0-0-0	1-1-0		NEUTRAL		0-0-0		0-0-0		0-1-0
15-15-0		0-2-0	0-0-0		NON-CONFERENCE		2-5-0		5-5-0		8-3-0
14-9-0		0-1-0	0-0-0		HOME		2-3-0		4-3-0		8-2-0
1-6-0		0-1-0	0-0-		AWAY		0-2-0		1-2-0		0-1-0
0-0-0		0-0-0	0-0-0		NEUTRAL		0-0-0		0-0-0		0-0-0
9-18-0		0-0-0	3-8-0		CONFERENCE		1-2-0		4-5-0		1-3-0
3-9-0		0-0-0	0-6-0		HOME		0-0-0		2-1-0		1-2-0
5-7-0		0-0-0	2-1-0		AWAY		1-2-0		2-4-0		0-0-0
1-2-0		0-0-0	1-1-0		NEUTRAL		0-0-0		0-0-0		0-1-0
RPI S	Opponent	Score	RPI S	Opponent	Score	RPI S	Opponent	Score	RPI S	Opponent	Score
1 A	Florida	4 11	27 A	East Carolina	6 5	57 A	Houston	1 5	110 H	Liberty	0 4
11 H	Florida St.	4 12	27 A	East Carolina	5 1	57 A	Houston	5 7	110 H	Liberty	11 10
			27 A	East Carolina	7 14	57 A	Houston	4 1	110 H	Liberty	6 5
			27 N	East Carolina	4 2	63 A	North Florida	6 7	112 A	FGCU	3 4
			32 H	Tulane	0 4	63 H	North Florida	5 7	112 H	FGCU	6 13
			32 H	Tulane	1 7	78 H	Michigan St.	2 0	120 A	Cincinnati	3 4
			32 H	Tulane	4 9	78 H	Michigan St.	1 11	120 A	Cincinnati	2 3
			48 H	UConn	2 3	78 H	Michigan St.	7 5	120 A	Cincinnati	5 3
			48 H	UConn	2 11	84 A	Jacksonville	5 7	139 H	Saint Joseph's	7 3
			48 H	UConn	3 7	98 H	FIU	5 6	139 H	Saint Joseph's	7 8
			48 N	UConn	1 9				139 H	Saint Joseph's	13 3
									146 A	UCF	0 4
									146 A	UCF	5 6
									146 A	UCF	6 4
									146 H	UCF	2 9
									146 H	UCF	5 4
									146 H	UCF	4 0
									147 A	Stetson	3 2
									147 A	Stetson	1 5
									158 H	Holy Cross	3 2
									158 H	Holy Cross	4 3
									158 H	Holy Cross	3 2
									163 A	Bethune-Cookman	3 10
									163 H	Bethune-Cookman	6 2
									185 H	Eastern Mich.	8 4
									185 H	Eastern Mich.	8 4
									185 H	Eastern Mich.	2 3
			LAST 15 GAMES								
			207 N	Memphis	5 7	27 A	East Carolina	5 1			
			48 N	UConn	1 9	27 A	East Carolina	7 14			
			27 N	East Carolina	4 2	1 A	Florida	4 11			
			48 H	UConn	2 3						
			48 H	UConn	3 7						

Non-Div. I Games:

South Fla.

South Fla.

48	H	UConn	2	11
27	A	East Carolina	6	5

Through Games Of June 30, 2016

RPI	S	Opponent	Score	
207	H	Memphis	3	4
207	H	Memphis	3	8
207	H	Memphis	7	5
207	N	Memphis	5	7
226	H	Dartmouth	4	0
226	H	Dartmouth	0	1
226	H	Dartmouth	4	0

South Fla.

S
o
u
t
h
F
l
a
.

S
o
u
t
h
F
l
a
.

Average RPI Win: 199		WON-LOST	WINNING	LAST 15	STRENGTH OF		OPP. STRENGTH	TEAM	ADJ	CONF.	ADJ CONF.
Average RPI Loss: 151		RECORD	PCT. RANK	GAMES	SCHEDULE		OF SCHEDULE	RPI	RPI	RPI	RPI
DIV. I ONLY		28-27-0	.50909	140	7-8-0		201	206	170	.48624	170
DIV. I NON-CONF.		16-13-0	.55172	113	3-0-0		189	239	145	.49961	145
TOTALS		RPI 1-25	RPI 26-50		W-L RECORDS		RPI 51-100		RPI 101-150		RPI 150+
28-27-0		0-3-0	0-0-0		OVERALL		0-0-0		7-6-0		21-18-0
17-10-0		0-0-0	0-0-0		HOME		0-0-0		5-1-0		12-9-0
11-15-0		0-3-0	0-0-0		AWAY		0-0-0		2-4-0		9-8-0
0-2-0		0-0-0	0-0-0		NEUTRAL		0-0-0		0-1-0		0-1-0
16-13-0		0-3-0	0-0-0		NON-CONFERENCE		0-0-0		3-3-0		13-7-0
9-6-0		0-0-0	0-0-0		HOME		0-0-0		2-1-0		7-5-0
7-7-0		0-3-0	0-0-		AWAY		0-0-0		1-2-0		6-2-0
0-0-0		0-0-0	0-0-0		NEUTRAL		0-0-0		0-0-0		0-0-0
12-14-0		0-0-0	0-0-0		CONFERENCE		0-0-0		4-3-0		8-11-0
8-4-0		0-0-0	0-0-0		HOME		0-0-0		3-0-0		5-4-0
4-8-0		0-0-0	0-0-0		AWAY		0-0-0		1-2-0		3-6-0
0-2-0		0-0-0	0-0-0		NEUTRAL		0-0-0		0-1-0		0-1-0
RPI S	Opponent	Score		RPI S	Opponent	Score		RPI S	Opponent	Score	
7 A	Clemson	3	4					101 H	Rhode Island	8	7
13 A	South Carolina	4	16					101 H	Rhode Island	7	11
19 A	North Carolina	6	11					101 H	Rhode Island	8	4
								106 A	High Point	2	7
								106 A	High Point	2	4
								106 A	High Point	6	2
								106 N	High Point	2	6
								110 H	Liberty	7	5
								110 H	Liberty	6	5
								110 H	Liberty	11	5
								147 A	Stetson	6	4
								147 A	Stetson	1	2
								147 A	Stetson	4	5
								153 A	Gardner-Webb	3	5
								153 A	Gardner-Webb	3	5
								153 A	Gardner-Webb	7	4
								154 H	Longwood	3	12
								154 H	Longwood	4	2
								154 H	Longwood	1	6
								154 N	Longwood	6	8
								156 A	Alabama St.	10	11
								156 A	Alabama St.	10	9
								156 A	Alabama St.	4	5
								157 H	Charlotte	1	7
								164 H	Miami (OH)	1	5
								164 H	Miami (OH)	18	6
								164 H	Miami (OH)	7	5
LAST 15 GAMES											
				106 N	High Point	2	6	154 H	Longwood	1	6
				154 N	Longwood	6	8	260 A	The Citadel	7	1
				153 A	Gardner-Webb	7	4	236 H	Charleston So.	1	0
				153 A	Gardner-Webb	3	5				
				153 A	Gardner-Webb	3	5				

Non-Div. I Games:

Winthrop

154 H Longwood	4	2
154 H Longwood	3	12

RPI	S	Opponent	Score	
167	A	Davidson	15	6
167	H	Davidson	10	12
188	A	Wofford	4	3
188	H	Wofford	2	9
202	H	Radford	8	15
202	H	Radford	3	2
202	H	Radford	3	1
204	A	Presbyterian	3	9
204	A	Presbyterian	1	2
204	A	Presbyterian	3	4
236	H	Charleston So.	1	0
236	H	Charleston So.	5	17
236	H	Charleston So.	11	1
247	A	ETSU	2	1
247	H	ETSU	5	7
260	A	The Citadel	7	1
277	H	La Salle	11	2
277	H	La Salle	9	0
277	H	La Salle	7	3
277	H	La Salle	9	5
285	A	UNC Asheville	5	2
285	A	UNC Asheville	9	2
285	A	UNC Asheville	7	10
287	A	N.C. A&T	15	4
287	H	N.C. A&T	7	0

Winthrop

W
i
n
t
h
r
o
p

W
i
n
t
h
r
o
p

Average RPI Win: 203		WON-LOST RECORD		WINNING PCT. RANK		LAST 15 GAMES		STRENGTH OF SCHEDULE		OPP. STRENGTH OF SCHEDULE		TEAM RPI		ADJ RPI		CONF. RPI		ADJ CONF. RPI			
DIV. I ONLY		29-28-0		.50877 144		5-10-0		211		189		172		.48543 171		28		28			
DIV. I NON-CONF.		12-15-0		.44444 179		0-3-0		99		32		127		.50678 127		27		27			
TOTALS		RPI 1-25		RPI 26-50		W-L RECORDS		RPI 51-100		RPI 101-150		RPI 150+									
29-28-0		1-5-0		0-2-0		OVERALL		4-1-0		6-12-0		18-8-0									
17-10-0		0-0-0		0-2-0		HOME		2-0-0		4-6-0		11-2-0									
10-16-0		1-5-0		0-0-0		AWAY		2-1-0		2-4-0		5-6-0									
2-2-0		0-0-0		0-0-0		NEUTRAL		0-0-0		0-2-0		2-0-0									
12-15-0		1-5-0		0-2-0		NON-CONFERENCE		4-1-0		4-3-0		3-4-0									
6-6-0		0-0-0		0-2-0		HOME		2-0-0		2-2-0		2-2-0									
5-9-0		1-5-0		0-0-		AWAY		2-1-0		2-1-0		0-2-0									
1-0-0		0-0-0		0-0-0		NEUTRAL		0-0-0		0-0-0		1-0-0									
17-13-0		0-0-0		0-0-0		CONFERENCE		0-0-0		2-9-0		15-4-0									
11-4-0		0-0-0		0-0-0		HOME		0-0-0		2-4-0		9-0-0									
5-7-0		0-0-0		0-0-0		AWAY		0-0-0		0-3-0		5-4-0									
1-2-0		0-0-0		0-0-0		NEUTRAL		0-0-0		0-2-0		1-0-0									
RPI	S	Opponent		Score		RPI	S	Opponent		Score		RPI	S	Opponent		Score					
10	A	LSU		0	6	47	H	New Mexico		3	12	51	A	Northwestern St.		4	2				
10	A	LSU		5	4	47	H	New Mexico		0	1	87	A	Nevada		7	2				
10	A	LSU		1	11							87	H	Nevada		5	2				
12	A	Arizona		1	3							94	A	Fresno St.		5	7				
12	A	Arizona		1	23							94	H	Fresno St.		5	4				
12	A	Arizona		4	8									115 H Seattle		6	3				
														115 H Seattle		3	6				
														115 H Seattle		0	3				
														115 N Seattle		4	5				
														121 H Cal Poly		3	2				
														121 H Cal Poly		0	4				
														121 H Cal Poly		4	6				
														129 H Utah Valley		8	0				
														129 H Utah Valley		0	5				
														129 H Utah Valley		2	3				
														141 H San Francisco		6	5				
														145 A New Mexico St.		4	14				
														145 A New Mexico St.		6	13				
														145 A New Mexico St.		2	6				
														145 N New Mexico St.		4	5				
														148 A Auburn		7	6				
														148 A Auburn		5	10				
														148 A Auburn		6	5				
														213 A Grand Canyon		3	4				
														213 A Grand Canyon		8	3				
														213 A Grand Canyon		4	1				
														224 A UC Davis		2	8				
														224 H UC Davis		1	7				
														227 A Pacific		3	6				
														227 H Pacific		6	9				
														230 H South Dakota St.		10	7				
														230 H South Dakota St.		11	3				
LAST 15 GAMES				145 N New Mexico St.				4	5	213 A Grand Canyon				3	4	224 H UC Davis				1	7
				115 N Seattle				4	5	213 A Grand Canyon				8	3	227 A Pacific				3	6
				270 N Northern Colo.				8	7	213 A Grand Canyon				4	1	227 H Pacific				6	9
				115 H Seattle				3	6							230 H South Dakota St.				10	7
				115 H Seattle				0	3							230 H South Dakota St.				11	3

Non-Div. I Games: William Jessup 6 1

Sacramento St.

115	H	Seattle	6	3
227	H	Pacific	6	9

RPI	S	Opponent	Score	
230	N	South Dakota St.	4	0
253	A	CSU Bakersfield	2	4
253	A	CSU Bakersfield	6	3
253	A	CSU Bakersfield	3	4
270	H	Northern Colo.	5	1
270	H	Northern Colo.	6	3
270	H	Northern Colo.	8	5
270	N	Northern Colo.	8	7
281	A	UTRGV	5	3
281	A	UTRGV	12	3
281	A	UTRGV	2	3
289	H	North Dakota	4	3
289	H	North Dakota	3	2
289	H	North Dakota	1	0
292	H	Chicago St.	4	1
292	H	Chicago St.	5	4
292	H	Chicago St.	10	0

Sacramento St.

S
a
c
r
a
m
e
n
t
o
s
t
.

S
a
c
r
a
m
e
n
t
o
s
t
.

U
M
B
C

UMBC

178	H	James Madison	14	0
291	H	Delaware St.	3	2

RPI	S	Opponent	Score	
221	H	UMass Lowell	1	0
221	H	UMass Lowell	10	5
221	H	UMass Lowell	4	3
225	A	Towson	4	3
225	H	Towson	12	3
245	A	Maine	3	6
245	A	Maine	3	1
245	A	Maine	5	7
245	N	Maine	1	11
257	N	VMI	5	4
257	N	VMI	3	9
290	A	Mt. St. Mary's	3	5
290	H	Mt. St. Mary's	9	3
290	H	Mt. St. Mary's	3	1
291	H	Delaware St.	3	2
299	H	Coppin St.	12	3
299	H	Coppin St.	9	7

U
M
B
C

U
M
B
C

Average RPI Win: 149		WON-LOST	WINNING	LAST 15	STRENGTH OF		OPP. STRENGTH	TEAM	ADJ		CONF.	ADJ CONF.								
Average RPI Loss: 80		RECORD	PCT. RANK	GAMES	SCHEDULE		OF SCHEDULE	RPI	RPI		RPI	RPI								
DIV. I ONLY		22-29-0	.43137	207	5-10-0		81	111	171	.48486	173	8	8							
DIV. I NON-CONF.		10-17-0	.37037	219	0-3-0		136	110	248	.44603	251	11	12							
<hr/>																				
TOTALS		RPI 1-25		RPI 26-50		W-L RECORDS		RPI 51-100		RPI 101-150		RPI 150+								
22-29-0		0-6-0		4-10-0		OVERALL		2-2-0		6-7-0		10-4-0								
14-21-0		0-3-0		2-9-0		HOME		2-2-0		3-3-0		7-4-0								
6-7-0		0-3-0		2-1-0		AWAY		0-0-0		1-3-0		3-0-0								
2-1-0		0-0-0		0-0-0		NEUTRAL		0-0-0		2-1-0		0-0-0								
<hr/>																				
10-17-0		0-3-0		1-7-0		NON-CONFERENCE		2-2-0		2-2-0		5-3-0								
8-15-0		0-3-0		1-7-0		HOME		2-2-0		0-0-0		5-3-0								
0-1-0		0-0-0		0-0-		AWAY		0-0-0		0-1-0		0-0-0								
2-1-0		0-0-0		0-0-0		NEUTRAL		0-0-0		2-1-0		0-0-0								
<hr/>																				
12-12-0		0-3-0		3-3-0		CONFERENCE		0-0-0		4-5-0		5-1-0								
6-6-0		0-0-0		1-2-0		HOME		0-0-0		3-3-0		2-1-0								
6-6-0		0-3-0		2-1-0		AWAY		0-0-0		1-2-0		3-0-0								
0-0-0		0-0-0		0-0-0		NEUTRAL		0-0-0		0-0-0		0-0-0								
<hr/>																				
RPI	S	Opponent		Score		RPI	S	Opponent		Score		RPI	S	Opponent		Score				
12	H	Arizona		1	6	39	H	Michigan		3	5	54	H	West Virginia		4	1			
12	H	Arizona		2	11	39	H	Michigan		4	9	54	H	West Virginia		2	9			
12	H	Arizona		3	5	39	H	Michigan		4	5	54	H	West Virginia		6	2			
18	A	UC Santa Barbara		3	6	39	H	Michigan		0	6	54	H	West Virginia		1	4			
18	A	UC Santa Barbara		2	14	41	H	Long Beach St.		3	4					121	H	Cal Poly	6	3
18	A	UC Santa Barbara		4	5	41	H	Long Beach St.		6	3					121	H	Cal Poly	4	5
						41	H	Long Beach St.		4	11					121	H	Cal Poly	2	5
						42	A	Cal St. Fullerton		3	8					137	A	CSUN	1	2
						42	A	Cal St. Fullerton		3	2					137	A	CSUN	3	9
						42	A	Cal St. Fullerton		6	3					137	A	CSUN	6	5
						47	H	New Mexico		4	6					141	N	San Francisco	9	7
						47	H	New Mexico		4	3					141	N	San Francisco	11	3
						47	H	New Mexico		1	7					141	N	San Francisco	4	5
						47	H	New Mexico		0	18					152	H	UC Riverside	5	4
																152	H	UC Riverside	1	2
																152	H	UC Riverside	2	1
																186	H	Santa Clara	8	1
																186	H	Santa Clara	3	2
																186	H	Santa Clara	4	5
																186	H	Santa Clara	1	3
																224	A	UC Davis	6	5
																224	A	UC Davis	7	2
																224	A	UC Davis	5	0
																292	H	Chicago St.	0	1
																292	H	Chicago St.	4	0
																292	H	Chicago St.	4	1
																292	H	Chicago St.	14	0
<hr/>																				
LAST 15 GAMES																				
12	H	Arizona		3	5	152	H	UC Riverside		5	4	224	A	UC Davis		5	0			
12	H	Arizona		1	6	152	H	UC Riverside		1	2	292	H	Chicago St.		0	1			
12	H	Arizona		2	11	41	H	Long Beach St.		3	4	292	H	Chicago St.		4	0			
42	A	Cal St. Fullerton		3	2							292	H	Chicago St.		4	1			
42	A	Cal St. Fullerton		3	8							292	H	Chicago St.		14	0			

Non-Div. I Games: Hawaii Hilo 11 9 Hawaii Hilo 0 1

Hawaii

42 A Cal St. Fullerton	6	3
152 H UC Riverside	2	1

H
a
w
a
i
i

H
a
w
a
i
i

Fairfield

Fairfield

Fairfield

218 H Quinnipiac	8	4
218 H Quinnipiac	4	5

Through Games Of June 30, 2016

RPI	S	Opponent	Score	
218	H	Quinnipiac	8	4
239	H	Harvard	1	7
239	H	Harvard	8	6
242	N	Siena	18	2
249	H	Hofstra	5	4
250	H	Massachusetts	4	2
263	H	NJIT	4	8
264	H	Niagara	3	2
264	H	Niagara	9	3
264	H	Niagara	4	2
269	H	Rider	6	7
269	H	Rider	3	6
269	H	Rider	13	1
284	A	Iona	7	1
284	A	Iona	8	7
284	A	Iona	2	1
291	N	Delaware St.	17	3
291	N	Delaware St.	8	2
291	N	Delaware St.	14	1
295	A	Saint Peter's	8	3
295	A	Saint Peter's	11	3
295	A	Saint Peter's	12	2

Fairfield

F
a
i
r
f
i
e
l
d

F
a
i
r
f
i
e
l
d

Average RPI Win: 199		WON-LOST	WINNING	LAST 15	STRENGTH OF		OPP. STRENGTH	TEAM	ADJ		CONF.	ADJ CONF.			
Average RPI Loss: 157		RECORD	PCT. RANK	GAMES	SCHEDULE		OF SCHEDULE	RPI	RPI		RPI	RPI			
DIV. I ONLY		32-26-0	.55172	100	6-9-0		269	176	175	.48435	175	23	23		
DIV. I NON-CONF.		16-12-0	.57143	102	1-1-0		213	93	113	.51312	113	21	21		
TOTALS		RPI 1-25	RPI 26-50		W-L RECORDS		RPI 51-100		RPI 101-150		RPI 150+				
32-26-0		1-4-0	0-1-0		OVERALL		1-3-0		6-2-0		24-16-0				
14-6-0		0-0-0	0-0-0		HOME		1-1-0		0-0-0		13-5-0				
13-12-0		1-3-0	0-0-0		AWAY		0-0-0		1-1-0		11-8-0				
5-8-0		0-1-0	0-1-0		NEUTRAL		0-2-0		5-1-0		0-3-0				
16-12-0		1-4-0	0-1-0		NON-CONFERENCE		1-2-0		6-2-0		8-3-0				
6-2-0		0-0-0	0-0-0		HOME		1-1-0		0-0-0		5-1-0				
5-5-0		1-3-0	0-0-		AWAY		0-0-0		1-1-0		3-1-0				
5-5-0		0-1-0	0-1-0		NEUTRAL		0-1-0		5-1-0		0-1-0				
16-14-0		0-0-0	0-0-0		CONFERENCE		0-1-0		0-0-0		16-13-0				
8-4-0		0-0-0	0-0-0		HOME		0-0-0		0-0-0		8-4-0				
8-7-0		0-0-0	0-0-0		AWAY		0-0-0		0-0-0		8-7-0				
0-3-0		0-0-0	0-0-0		NEUTRAL		0-1-0		0-0-0		0-2-0				
RPI S	Opponent	Score		RPI S	Opponent	Score		RPI S	Opponent	Score		RPI S	Opponent	Score	
5 A	Coastal Caro.	5	12	46 N	Oregon St.	6	7	69 H	Indiana St.	8	16	104 A	Indiana	3	4
9 N	Ole Miss	3	7					71 N	Kent St.	3	8	120 N	Cincinnati	4	3
10 A	LSU	3	9					72 H	Xavier	5	4	120 N	Cincinnati	6	4
10 A	LSU	6	10					90 N	Utah	5	11	129 N	Utah Valley	3	1
10 A	LSU	7	1									129 N	Utah Valley	1	5
												138 A	Valparaiso	3	2
												143 N	Milwaukee	9	3
												143 N	Milwaukee	11	5
												164 A	Miami (OH)	2	4
												164 A	Miami (OH)	9	0
												164 A	Miami (OH)	9	6
												185 H	Eastern Mich.	10	7
												185 H	Eastern Mich.	10	16
												185 H	Eastern Mich.	8	3
												203 A	Toledo	8	7
												203 A	Toledo	7	10
												203 A	Toledo	7	10
												208 N	George Washington	0	2
												210 A	Northern Ill.	8	14
												210 A	Northern Ill.	4	3
												210 A	Northern Ill.	2	3
												214 H	Western Mich.	21	1
												214 H	Western Mich.	7	2
												214 H	Western Mich.	13	3
												214 N	Western Mich.	1	5
												220 A	Central Mich.	3	7
												220 A	Central Mich.	4	2
LAST 15 GAMES				220 N	Central Mich.	0	4	203 A	Toledo	7	10	214 H	Western Mich.	7	2
				214 N	Western Mich.	1	5	203 A	Toledo	7	10	214 H	Western Mich.	13	3
				210 A	Northern Ill.	2	3	69 H	Indiana St.	8	16	214 N	Western Mich.	1	5
				210 A	Northern Ill.	4	3					220 A	Central Mich.	3	7
				210 A	Northern Ill.	8	14					220 A	Central Mich.	4	2

Non-Div. I Games:

Ball St.

Ball St.

276	A	Butler	7	4
203	A	Toledo	8	7

Through Games Of June 30, 2016

RPI	S	Opponent	Score	
220	A	Central Mich.	10	7
220	N	Central Mich.	0	4
233	H	Dayton	6	1
233	H	Dayton	1	3
233	H	Dayton	9	3
233	H	Dayton	10	0
235	H	Ohio	6	12
235	H	Ohio	17	14
235	H	Ohio	20	3
243	A	Buffalo	9	6
243	A	Buffalo	3	4
243	A	Buffalo	4	2
246	H	Northern Ky.	13	1
262	H	Bowling Green	7	8
262	H	Bowling Green	3	1
262	H	Bowling Green	1	5
275	A	Purdue	2	9
275	H	Purdue	9	8
276	A	Butler	7	4
288	A	Savannah St.	10	1
288	A	Savannah St.	7	3

Ball St.

B
a
l
l
S
t
.

B
a
l
l
S
t
.

Average RPI Win: 106		WON-LOST	WINNING	LAST 15	STRENGTH OF		OPP. STRENGTH	TEAM	ADJ	CONF.	ADJ CONF.
Average RPI Loss: 94		RECORD	PCT. RANK	GAMES	SCHEDULE		OF SCHEDULE	RPI	RPI	RPI	RPI
DIV. I ONLY		19-35-0	.35185	248	5-10-0		43	106	176	.48406	176
DIV. I NON-CONF.		8-16-0	.33333	239	1-5-0		82	264	231	.45683	231
TOTALS		RPI 1-25	RPI 26-50		W-L RECORDS		RPI 51-100		RPI 101-150		RPI 150+
19-35-0		1-2-0	3-6-0		OVERALL		7-14-0		2-7-0		6-6-0
11-18-0		0-0-0	3-5-0		HOME		3-6-0		2-6-0		3-1-0
6-16-0		1-2-0	0-1-0		AWAY		4-8-0		0-1-0		1-4-0
2-1-0		0-0-0	0-0-0		NEUTRAL		0-0-0		0-0-0		2-1-0
8-16-0		0-0-0	0-3-0		NON-CONFERENCE		0-0-0		2-7-0		6-6-0
5-9-0		0-0-0	0-2-0		HOME		0-0-0		2-6-0		3-1-0
1-6-0		0-0-0	0-0-		AWAY		0-0-0		0-1-0		1-4-0
2-1-0		0-0-0	0-0-0		NEUTRAL		0-0-0		0-0-0		2-1-0
11-19-0		1-2-0	3-3-0		CONFERENCE		7-14-0		0-0-0		0-0-0
6-9-0		0-0-0	3-3-0		HOME		3-6-0		0-0-0		0-0-0
5-10-0		1-2-0	0-0-0		AWAY		4-8-0		0-0-0		0-0-0
0-0-0		0-0-0	0-0-0		NEUTRAL		0-0-0		0-0-0		0-0-0
RPI S	Opponent	Score	RPI S	Opponent	Score	RPI S	Opponent	Score	RPI S	Opponent	Score
12 A	Arizona	0 8	33 A	Gonzaga	0 8	52 A	Washington	4 6	102 H	McNeese St.	2 8
12 A	Arizona	3 7	33 H	Gonzaga	4 7	52 A	Washington	9 3	102 H	McNeese St.	2 6
12 A	Arizona	6 2	33 H	Gonzaga	2 5	52 A	Washington	7 2	102 H	McNeese St.	2 10
			38 H	Arizona St.	9 3	68 H	California	0 7	102 H	McNeese St.	12 9
			38 H	Arizona St.	3 18	68 H	California	5 11	115 A	Seattle	4 7
			38 H	Arizona St.	1 10	68 H	California	4 1	129 H	Utah Valley	9 10
			46 H	Oregon St.	8 3	74 A	Stanford	1 6	129 H	Utah Valley	6 10
			46 H	Oregon St.	7 5	74 A	Stanford	5 2	129 H	Utah Valley	10 1
			46 H	Oregon St.	3 12	74 A	Stanford	0 5	129 H	Utah Valley	0 8
						79 H	Southern California	2 6	151 A	Texas St.	2 6
						79 H	Southern California	2 4	151 A	Texas St.	9 8
						79 H	Southern California	9 2	151 A	Texas St.	6 7
						80 A	Oregon	7 11	151 A	Texas St.	1 10
						80 A	Oregon	4 0	166 H	Northeastern	8 1
						80 A	Oregon	0 8	166 H	Northeastern	4 1
						90 H	Utah	5 11	166 H	Northeastern	3 5
						90 H	Utah	4 3	166 H	Northeastern	7 2
						90 H	Utah	2 3	194 N	Houston Baptist	5 9
						100 A	UCLA	2 11	194 N	Houston Baptist	3 2
						100 A	UCLA	5 6	281 A	UTRGV	1 3
									298 N	Prairie View	14 3
LAST 15 GAMES											
			68 H	California	5 11						
			68 H	California	0 7						
			68 H	California	4 1						
			102 H	McNeese St.	12 9						
			102 H	McNeese St.	2 8						

Non-Div. I Games:

Washington St.

				RPI	S	Opponent	Score		
102	H	McNeese St.	2	6	100	A	UCLA	2	5
102	H	McNeese St.	2	10					

W
a
s
h
i
n
g
t
o
n
s
t
.

W
a
s
h
i
n
g
t
o
n
s
t
.

Average RPI Win:	203	WON-LOST	WINNING	LAST 15	STRENGTH OF	OPP. STRENGTH	TEAM	ADJ	CONF.	ADJ CONF.	
Average RPI Loss:	121	RECORD	PCT. RANK	GAMES	SCHEDULE	OF SCHEDULE	RPI	RPI	RPI	RPI	
DIV. I ONLY	29-27-0	.51786	131	8-7-0	237	157	177	.48388	177	13	13
DIV. I NON-CONF.	15-7-0	.68182	44	4-0-0	282	258	133	.50348	133	13	13
<hr/>											
TOTALS	RPI 1-25	RPI 26-50		W-L RECORDS		RPI 51-100		RPI 101-150		RPI 150+	
29-27-0	0-0-0	1-3-0		OVERALL		4-12-0		2-5-0		22-7-0	
16-7-0	0-0-0	1-2-0		HOME		2-4-0		0-0-0		13-1-0	
8-16-0	0-0-0	0-0-0		AWAY		1-7-0		0-3-0		7-6-0	
5-4-0	0-0-0	0-1-0		NEUTRAL		1-1-0		2-2-0		2-0-0	
15-7-0	0-0-0	0-0-0		NON-CONFERENCE		0-2-0		1-2-0		14-3-0	
7-1-0	0-0-0	0-0-0		HOME		0-0-0		0-0-0		7-1-0	
5-4-0	0-0-0	0-0-		AWAY		0-2-0		0-0-0		5-2-0	
3-2-0	0-0-0	0-0-0		NEUTRAL		0-0-0		1-2-0		2-0-0	
14-20-0	0-0-0	1-3-0		CONFERENCE		4-10-0		1-3-0		8-4-0	
9-6-0	0-0-0	1-2-0		HOME		2-4-0		0-0-0		6-0-0	
3-12-0	0-0-0	0-0-0		AWAY		1-5-0		0-3-0		2-4-0	
2-2-0	0-0-0	0-1-0		NEUTRAL		1-1-0		1-0-0		0-0-0	
RPI	S	Opponent	Score	RPI	S	Opponent	Score	RPI	S	Opponent	Score
				47	H	New Mexico	2 23	73	A	Iowa	7 9
				47	H	New Mexico	1 0	73	A	Iowa	2 22
				47	H	New Mexico	2 11	87	A	Nevada	4 8
				47	N	New Mexico	4 6	87	A	Nevada	5 6
								87	A	Nevada	12 7
								87	H	Nevada	5 12
								87	H	Nevada	5 2
								87	H	Nevada	18 4
								87	N	Nevada	1 12
								94	A	Fresno St.	3 6
								94	A	Fresno St.	1 14
								94	A	Fresno St.	1 5
								94	H	Fresno St.	1 5
								94	H	Fresno St.	6 11
								94	H	Fresno St.	2 4
								94	N	Fresno St.	9 7

Non-Div. I Games: Adams St. 13 1

Air Force

47	H	New Mexico	1	0
47	H	New Mexico	2	23

RPI	S	Opponent	Score	
252	N	Marist	8	4
270	A	Northern Colo.	14	4
270	A	Northern Colo.	4	2
270	H	Northern Colo.	9	5
270	H	Northern Colo.	14	7
280	H	SIUE	11	10
280	H	SIUE	11	0
280	H	SIUE	8	0
280	H	SIUE	11	2

Average RPI Win:	176	WON-LOST RECORD	WINNING PCT. RANK	LAST 15 GAMES		STRENGTH OF SCHEDULE	OPP. STRENGTH OF SCHEDULE	TEAM RPI	ADJ RPI	CONF. RPI	ADJ CONF. RPI
DIV. I ONLY		24-31-0	.43636 201	7-8-0		128	186	178	.48385 178	14	14
DIV. I NON-CONF.		10-18-0	.35714 228	0-3-0		145	247	230	.45816 230	14	14
<hr/>											
TOTALS	RPI 1-25		RPI 26-50	W-L RECORDS		RPI 51-100		RPI 101-150		RPI 150+	
24-31-0	0-4-0		2-2-0	OVERALL		3-5-0		2-1-0		17-19-0	
13-13-0	0-0-0		2-1-0	HOME		1-3-0		0-0-0		10-9-0	
10-16-0	0-4-0		0-0-0	AWAY		2-2-0		2-1-0		6-9-0	
1-2-0	0-0-0		0-1-0	NEUTRAL		0-0-0		0-0-0		1-1-0	
10-18-0	0-4-0		0-0-0	NON-CONFERENCE		0-2-0		0-0-0		10-12-0	
7-7-0	0-0-0		0-0-0	HOME		0-1-0		0-0-0		7-6-0	
3-11-0	0-4-0		0-0-	AWAY		0-1-0		0-0-0		3-6-0	
0-0-0	0-0-0		0-0-0	NEUTRAL		0-0-0		0-0-0		0-0-0	
14-13-0	0-0-0		2-2-0	CONFERENCE		3-3-0		2-1-0		7-7-0	
6-6-0	0-0-0		2-1-0	HOME		1-2-0		0-0-0		3-3-0	
7-5-0	0-0-0		0-0-0	AWAY		2-1-0		2-1-0		3-3-0	
1-2-0	0-0-0		0-1-0	NEUTRAL		0-0-0		0-0-0		1-1-0	
RPI S	Opponent	Score	RPI S	Opponent	Score	RPI S	Opponent	Score	RPI S	Opponent	Score
7 A	Clemson	1 6	30 H	UNCW	3 5	60 A	Maryland	2 5	150 A	Delaware	7 3
7 A	Clemson	1 10	30 H	UNCW	8 6	60 H	Maryland	12 19	150 A	Delaware	14 12
7 A	Clemson	2 11	30 H	UNCW	11 7	62 A	Col. of Charleston	3 1	150 A	Delaware	6 16
23 A	Virginia	6 15	30 N	UNCW	4 5	62 A	Col. of Charleston	5 7	153 A	Gardner-Webb	6 7
						62 A	Col. of Charleston	9 3	153 A	Gardner-Webb	4 5
						89 H	William & Mary	4 11	153 A	Gardner-Webb	2 8
						89 H	William & Mary	8 5	166 H	Northeastern	7 6
						89 H	William & Mary	0 2	166 H	Northeastern	5 20
									166 H	Northeastern	6 4
									166 N	Northeastern	3 2
									166 N	Northeastern	9 19
									167 A	Davidson	7 6
									172 A	UMBC	0 14
									172 H	UMBC	13 5
									172 H	UMBC	11 13
									172 H	UMBC	12 7
									181 H	Monmouth	10 11
									195 A	Richmond	1 8
									195 H	Richmond	5 17
									206 H	Elon	4 12
									206 H	Elon	2 9
									206 H	Elon	13 10
									208 A	George Washington	2 1
									222 H	St. Bonaventure	4 1
									222 H	St. Bonaventure	7 5
									225 A	Towson	4 8
									225 A	Towson	2 3

Non-Div. I Games:

James Madison

249	A	Hofstra	15	4
172	A	UMBC	0	14

RPI	S	Opponent	Score	
225	A	Towson	4	6
249	A	Hofstra	6	0
249	A	Hofstra	15	4
249	A	Hofstra	9	1
257	A	VMI	12	8
257	H	VMI	11	10
261	H	Bucknell	2	4
261	H	Bucknell	7	6
261	H	Bucknell	9	3
261	H	Bucknell	1	9
274	A	George Mason	5	6
274	H	George Mason	5	16

Average RPI Win: 182		WON-LOST RECORD		WINNING PCT. RANK		LAST 15 GAMES		STRENGTH OF SCHEDULE		OPP. STRENGTH OF SCHEDULE		TEAM RPI		ADJ RPI		CONF. RPI		ADJ CONF. RPI	
DIV. I ONLY		24-29-0		.45283 186		7-8-0		154		220		179		.4835 179		16		16	
DIV. I NON-CONF.		16-19-0		.45714 171		2-2-0		165		266		170		.48512 169		16		16	
TOTALS		RPI 1-25		RPI 26-50		W-L RECORDS		RPI 51-100		RPI 101-150		RPI 150+							
24-29-0		0-0-0		2-5-0		OVERALL		3-6-0		4-7-0		15-11-0							
12-9-0		0-0-0		0-0-0		HOME		2-1-0		3-5-0		7-3-0							
8-18-0		0-0-0		2-5-0		AWAY		1-5-0		1-2-0		4-6-0							
4-2-0		0-0-0		0-0-0		NEUTRAL		0-0-0		0-0-0		4-2-0							
16-19-0		0-0-0		1-3-0		NON-CONFERENCE		1-5-0		1-4-0		13-7-0							
7-5-0		0-0-0		0-0-0		HOME		0-0-0		1-4-0		6-1-0							
5-12-0		0-0-0		1-0-		AWAY		1-5-0		0-0-0		3-4-0							
4-2-0		0-0-0		0-0-0		NEUTRAL		0-0-0		0-0-0		4-2-0							
8-10-0		0-0-0		1-2-0		CONFERENCE		2-1-0		3-3-0		2-4-0							
5-4-0		0-0-0		0-0-0		HOME		2-1-0		2-1-0		1-2-0							
3-6-0		0-0-0		1-2-0		AWAY		0-0-0		1-2-0		1-2-0							
0-0-0		0-0-0		0-0-0		NEUTRAL		0-0-0		0-0-0		0-0-0							
RPI	S	Opponent		Score		RPI	S	Opponent		Score		RPI	S	Opponent		Score			
		28	A	Wake Forest	1	3		72	H	Xavier	9	1		108	H	Princeton	3	7	
		34	A	Fla. Atlantic	0	6		72	H	Xavier	5	8		108	H	Princeton	4	8	
		34	A	Fla. Atlantic	13	11		72	H	Xavier	4	3		108	H	Princeton	4	3	
		34	A	Fla. Atlantic	2	14		76	A	UNCG	4	5		108	H	Princeton	0	4	
		49	A	Creighton	2	6		76	A	UNCG	9	17		134	H	Navy	5	6	
		49	A	Creighton	0	4		76	A	UNCG	4	8		135	A	St. John's (NY)	10	13	
		49	A	Creighton	3	2		89	A	William & Mary	2	16		135	A	St. John's (NY)	4	5	
								89	A	William & Mary	8	6		135	A	St. John's (NY)	10	3	
								89	A	William & Mary	9	10		144	H	Seton Hall	1	2	
														144	H	Seton Hall	7	3	
														144	H	Seton Hall	1	0	
														167	A	Davidson	8	12	
														167	A	Davidson	5	3	
														167	A	Davidson	3	9	
														172	A	UMBC	4	9	
														172	H	UMBC	1	0	
														172	N	UMBC	6	5	
														208	A	George Washington	3	2	
														208	H	George Washington	2	1	
														212	H	Yale	5	4	
														214	N	Western Mich.	5	12	
				LAST 15 GAMES										234	N	Penn	11	6	
		238	H	Villanova	5	10		299	H	Coppin St.	4	3		234	N	Penn	9	1	
		238	H	Villanova	10	8		144	H	Seton Hall	1	0		234	N	Penn	4	2	
		238	H	Villanova	1	6		144	H	Seton Hall	7	3		238	H	Villanova	10	8	
		172	A	UMBC	4	9								238	H	Villanova	1	6	
		49	A	Creighton	3	2								238	H	Villanova	5	10	

Non-Div. I Games: Moravian 8 1

Georgetown

49	A	Creighton	0	4
49	A	Creighton	2	6

RPI	S	Opponent	Score	
257	N	VMI	0	4
274	A	George Mason	1	2
274	H	George Mason	12	5
276	A	Butler	2	3
276	A	Butler	6	12
276	A	Butler	3	1
294	H	UMES	4	9
294	H	UMES	7	5
299	A	Coppin St.	5	4
299	H	Coppin St.	4	3

Georgetown

G
e
o
r
g
e
t
o
w
n

G
e
o
r
g
e
t
o
w
n

Average RPI Win:	196	WON-LOST RECORD	WINNING PCT. RANK	LAST 15 GAMES	STRENGTH OF SCHEDULE	OPP. STRENGTH OF SCHEDULE	TEAM RPI	ADJ RPI	CONF. RPI	ADJ CONF. RPI	
Average RPI Loss:	166										
DIV. I ONLY	28-28-0	.5	147	8-7-0	222	223	180	.48309	180	22	22
DIV. I NON-CONF.	10-14-0	.41667	196	0-2-0	218	187	189	.4766	189	24	24
<hr/>											
TOTALS	RPI 1-25	RPI 26-50		W-L RECORDS	RPI 51-100		RPI 101-150		RPI 150+		
28-28-0	0-0-0	0-1-0		OVERALL	3-6-0		2-3-0		23-18-0		
11-6-0	0-0-0	0-0-0		HOME	2-2-0		0-0-0		9-4-0		
10-15-0	0-0-0	0-1-0		AWAY	0-4-0		0-1-0		10-9-0		
7-7-0	0-0-0	0-0-0		NEUTRAL	1-0-0		2-2-0		4-5-0		
<hr/>											
10-14-0	0-0-0	0-1-0		NON-CONFERENCE	1-2-0		2-3-0		7-8-0		
1-1-0	0-0-0	0-0-0		HOME	0-1-0		0-0-0		1-0-0		
2-8-0	0-0-0	0-0-		AWAY	0-1-0		0-1-0		2-5-0		
7-5-0	0-0-0	0-0-0		NEUTRAL	1-0-0		2-2-0		4-3-0		
<hr/>											
18-14-0	0-0-0	0-0-0		CONFERENCE	2-4-0		0-0-0		16-10-0		
10-5-0	0-0-0	0-0-0		HOME	2-1-0		0-0-0		8-4-0		
8-7-0	0-0-0	0-0-0		AWAY	0-3-0		0-0-0		8-4-0		
0-2-0	0-0-0	0-0-0		NEUTRAL	0-0-0		0-0-0		0-2-0		
<hr/>											
RPI S	Opponent	Score	RPI S	Opponent	Score	RPI S	Opponent	Score	RPI S	Opponent	Score
			49 A	Creighton	1 2	53 A	Nebraska	2 8	117 N	Morehead St.	6 5
						53 H	Nebraska	6 11	117 N	Morehead St.	0 14
						59 A	Oral Roberts	2 3	119 N	Arkansas St.	4 3
						59 A	Oral Roberts	4 6	126 A	Kansas St.	3 11
						59 A	Oral Roberts	3 6	144 N	Seton Hall	1 2
						59 H	Oral Roberts	10 4	177 A	Air Force	10 18
						59 H	Oral Roberts	2 7	177 A	Air Force	12 3
						59 H	Oral Roberts	11 5	177 H	Air Force	7 4
						73 N	Iowa	3 2	183 A	Wichita St.	4 5
									185 N	Eastern Mich.	1 8
									185 N	Eastern Mich.	3 16
									185 N	Eastern Mich.	2 1
									197 A	North Dakota St.	7 2
									197 A	North Dakota St.	6 0
									197 A	North Dakota St.	3 4
									197 H	North Dakota St.	9 8
									197 H	North Dakota St.	12 2
									197 H	North Dakota St.	1 2
									199 A	Kansas	6 7
									204 N	Presbyterian	1 11
									209 A	IPFW	3 1
									209 A	IPFW	3 2
									209 A	IPFW	0 2
									209 H	IPFW	9 5
									209 H	IPFW	7 0
									209 H	IPFW	14 7
									209 N	IPFW	6 8
<hr/>											
LAST 15 GAMES											
			230 N	South Dakota St.	0 8	267 A	Western Ill.	9 2	209 A	IPFW	0 2
			209 N	IPFW	6 8	267 A	Western Ill.	6 7	209 H	IPFW	9 5
			59 H	Oral Roberts	11 5	53 A	Nebraska	2 8	209 H	IPFW	7 0
			59 H	Oral Roberts	2 7				209 H	IPFW	14 7
			59 H	Oral Roberts	10 4				209 N	IPFW	6 8

Non-Div. I Games:

Omaha

49	A	Creighton	1	2
267	A	Western Ill.	14	0

RPI	S	Opponent	Score	
213	A	Grand Canyon	4	12
213	A	Grand Canyon	4	9
213	A	Grand Canyon	7	2
230	A	South Dakota St.	4	9
230	A	South Dakota St.	10	3
230	A	South Dakota St.	19	6
230	H	South Dakota St.	10	9
230	H	South Dakota St.	3	15
230	H	South Dakota St.	4	1
230	N	South Dakota St.	0	8
240	N	Saint Louis	16	2
262	N	Bowling Green	10	1
263	N	NJIT	9	3
267	A	Western Ill.	6	7
267	A	Western Ill.	9	2
267	A	Western Ill.	14	0
267	H	Western Ill.	2	10
267	H	Western Ill.	6	1
267	H	Western Ill.	2	3

O
m
a
h
a

O
m
a
h
a

Average RPI Win: 208		WON-LOST	WINNING	LAST 15	STRENGTH OF		OPP. STRENGTH	TEAM	ADJ		CONF.	ADJ CONF.		
Average RPI Loss: 168		RECORD	PCT. RANK	GAMES	SCHEDULE		OF SCHEDULE	RPI	RPI		RPI	RPI		
DIV. I ONLY		30-27-0	.52632	124	8-7-0		251	242	181	.48306	181	29	29	
DIV. I NON-CONF.		13-17-0	.43333	188	3-2-0		142	139	136	.50218	136	29	29	
TOTALS		RPI 1-25	RPI 26-50		W-L RECORDS		RPI 51-100		RPI 101-150		RPI 150+			
30-27-0		1-2-0	1-4-0		OVERALL		1-0-0		4-5-0		23-16-0			
12-7-0		0-0-0	0-0-0		HOME		0-0-0		2-1-0		10-6-0			
15-14-0		1-2-0	1-2-0		AWAY		1-0-0		1-3-0		11-7-0			
3-6-0		0-0-0	0-2-0		NEUTRAL		0-0-0		1-1-0		2-3-0			
13-17-0		1-2-0	1-4-0		NON-CONFERENCE		1-0-0		4-5-0		6-6-0			
4-2-0		0-0-0	0-0-0		HOME		0-0-0		2-1-0		2-1-0			
7-11-0		1-2-0	1-0-		AWAY		1-0-0		1-3-0		3-4-0			
2-4-0		0-0-0	0-2-0		NEUTRAL		0-0-0		1-1-0		1-1-0			
17-10-0		0-0-0	0-0-0		CONFERENCE		0-0-0		0-0-0		17-10-0			
8-5-0		0-0-0	0-0-0		HOME		0-0-0		0-0-0		8-5-0			
8-3-0		0-0-0	0-0-0		AWAY		0-0-0		0-0-0		8-3-0			
1-2-0		0-0-0	0-0-0		NEUTRAL		0-0-0		0-0-0		1-2-0			
RPI	S	Opponent	Score		RPI	S	Opponent	Score		RPI	S	Opponent	Score	
23	A	Virginia	2	4	27	A	East Carolina	3	4	75	A	VCU	12	4
23	A	Virginia	6	4	27	A	East Carolina	2	5			Princeton	7	3
23	A	Virginia	10	11	27	A	East Carolina	4	0			Rutgers	4	20
					35	N	Bryant	5	8			Rutgers	12	2
					35	N	Bryant	4	8			Penn St.	3	1
												Evansville	3	15
												Saint Joseph's	2	14
												Saint Joseph's	3	7
												Seton Hall	3	13
												Stetson	7	4
												Fairfield	4	8
												Fairfield	1	0
												Fairfield	6	9
												James Madison	11	10
												George Washington	4	1
												George Washington	5	7
												George Washington	5	14
												Manhattan	5	6
												Manhattan	5	4
												Manhattan	7	3
												Manhattan	8	12
												Manhattan	1	8
					LAST 15 GAMES							Quinnipiac	5	3
					217	N	Manhattan	1	8	174	H	Fairfield	6	9
					252	N	Marist	9	6	174	H	Fairfield	1	0
					217	N	Manhattan	8	12	139	A	Saint Joseph's	2	14
					221	H	UMass Lowell	5	4			UMass Lowell	7	10
					221	H	UMass Lowell	7	10			UMass Lowell	5	4
												USC Upstate	1	7

Non-Div. I Games:

Monmouth

249	H	Hofstra	5	4
174	H	Fairfield	4	8

RPI	S	Opponent	Score	
242	H	Siena	4	6
242	H	Siena	10	4
242	H	Siena	2	6
249	A	Hofstra	5	4
249	H	Hofstra	5	4
252	A	Marist	1	2
252	A	Marist	11	9
252	A	Marist	5	3
252	N	Marist	9	6
254	N	Army West Point	5	6
265	A	Lafayette	12	13
269	H	Rider	6	0
269	H	Rider	5	3
269	H	Rider	8	4
284	H	Iona	9	2
284	H	Iona	1	2
284	H	Iona	1	0
285	N	UNC Asheville	8	7
295	A	Saint Peter's	7	8
295	A	Saint Peter's	4	1
295	A	Saint Peter's	11	7

Monmouth

M
o
n
m
o
u
t
h

M
o
n
m
o
u
t
h

Average RPI Win:	168	WON-LOST	WINNING	LAST 15	STRENGTH OF	OPP. STRENGTH	TEAM	ADJ	CONF.	ADJ CONF.	
Average RPI Loss:	142	RECORD	PCT. RANK	GAMES	SCHEDULE	OF SCHEDULE	RPI	RPI	RPI	RPI	
DIV. I ONLY	17-24-0	.41463	216	8-7-0	156	188	182	.4828	182	25	25
DIV. I NON-CONF.	7-14-0	.33333	239	1-1-0	49	79	128	.50525	128	22	22
<hr/>											
TOTALS	RPI 1-25	RPI 26-50		W-L RECORDS		RPI 51-100		RPI 101-150		RPI 150+	
17-24-0	0-0-0	2-5-0		OVERALL		2-6-0		4-3-0		9-10-0	
9-5-0	0-0-0	1-0-0		HOME		0-0-0		4-1-0		4-4-0	
8-19-0	0-0-0	1-5-0		AWAY		2-6-0		0-2-0		5-6-0	
0-0-0	0-0-0	0-0-0		NEUTRAL		0-0-0		0-0-0		0-0-0	
<hr/>											
7-14-0	0-0-0	2-5-0		NON-CONFERENCE		2-6-0		1-2-0		2-1-0	
3-1-0	0-0-0	1-0-0		HOME		0-0-0		1-0-0		1-1-0	
4-13-0	0-0-0	1-0-		AWAY		2-6-0		0-2-0		1-0-0	
0-0-0	0-0-0	0-0-0		NEUTRAL		0-0-0		0-0-0		0-0-0	
<hr/>											
10-10-0	0-0-0	0-0-0		CONFERENCE		0-0-0		3-1-0		7-9-0	
6-4-0	0-0-0	0-0-0		HOME		0-0-0		3-1-0		3-3-0	
4-6-0	0-0-0	0-0-0		AWAY		0-0-0		0-0-0		4-6-0	
0-0-0	0-0-0	0-0-0		NEUTRAL		0-0-0		0-0-0		0-0-0	
<hr/>											
RPI	S	Opponent	Score	RPI	S	Opponent	Score	RPI	S	Opponent	Score
				41	A	Long Beach St.	1 4	84	A	Jacksonville	0 2
				41	A	Long Beach St.	3 8	84	A	Jacksonville	9 8
				41	A	Long Beach St.	2 7	84	A	Jacksonville	0 1
				41	A	Long Beach St.	8 6	84	A	Jacksonville	5 4
				48	A	UConn	3 4	91	A	Pepperdine	2 12
				48	A	UConn	0 3	91	A	Pepperdine	6 15
				48	H	UConn	4 3	91	A	Pepperdine	1 3
								91	A	Pepperdine	3 11
										108	H Princeton
										108	H Princeton
										108	H Princeton
										108	H Princeton
										125	A San Diego
										125	A San Diego
										135	H St. John's (NY)
										201	H Fordham
										212	H Yale
										212	H Yale
										217	H Manhattan
										226	A Dartmouth
										226	A Dartmouth
										234	A Penn
										234	A Penn
										234	H Penn
										234	H Penn
										237	H Brown
										237	H Brown
										239	A Harvard
										239	A Harvard
										251	A Cornell
										251	A Cornell
										251	A Cornell
										251	A Cornell
										254	A Army West Point

108 H Princeton	5	4
108 H Princeton	8	7

C
o
l
u
m
b
i
a

C
o
l
u
m
b
i
a

Average RPI Win: 128		WON-LOST	WINNING	LAST 15	STRENGTH OF		OPP. STRENGTH	TEAM	ADJ		CONF.	ADJ CONF.
Average RPI Loss: 85		RECORD	PCT. RANK	GAMES	SCHEDULE		OF SCHEDULE	RPI	RPI		RPI	RPI
DIV. I ONLY		21-37-0	.36207	244	5-10-0		39	103	183		9	9
DIV. I NON-CONF.		12-23-0	.34286	238	2-2-0		53	69	199		12	11
TOTALS		RPI 1-25	RPI 26-50		W-L RECORDS		RPI 51-100		RPI 101-150		RPI 150+	
21-37-0		1-6-0	2-8-0		OVERALL		5-9-0		7-10-0		6-4-0	
17-17-0		1-6-0	2-2-0		HOME		4-4-0		5-4-0		5-1-0	
4-18-0		0-0-0	0-6-0		AWAY		1-4-0		2-5-0		1-3-0	
0-2-0		0-0-0	0-0-0		NEUTRAL		0-1-0		0-1-0		0-0-0	
12-23-0		0-4-0	2-8-0		NON-CONFERENCE		2-5-0		3-4-0		5-2-0	
11-11-0		0-4-0	2-2-0		HOME		1-1-0		3-3-0		5-1-0	
1-12-0		0-0-0	0-0-0		AWAY		1-4-0		0-1-0		0-1-0	
0-0-0		0-0-0	0-0-0		NEUTRAL		0-0-0		0-0-0		0-0-0	
9-14-0		1-2-0	0-0-0		CONFERENCE		3-4-0		4-6-0		1-2-0	
6-6-0		1-2-0	0-0-0		HOME		3-3-0		2-1-0		0-0-0	
3-6-0		0-0-0	0-0-0		AWAY		0-0-0		2-4-0		1-2-0	
0-2-0		0-0-0	0-0-0		NEUTRAL		0-1-0		0-1-0		0-0-0	
RPI S	Opponent	Score	RPI S	Opponent	Score	RPI S	Opponent	Score	RPI S	Opponent	Score	
6 H	TCU	5 12	40 H	Sam Houston St.	2 0	53 A	Nebraska	17 5	105 H	SFA	12 4	
6 H	TCU	6 17	40 H	Sam Houston St.	8 13	53 A	Nebraska	0 4	105 H	SFA	10 2	
6 H	TCU	0 3	40 H	Sam Houston St.	11 15	53 A	Nebraska	3 7	109 H	Bradley	10 9	
21 H	Oklahoma St.	0 17	42 A	Cal St. Fullerton	0 5	59 A	Oral Roberts	4 6	109 H	Bradley	4 8	
25 H	Dallas Baptist	4 3	42 A	Cal St. Fullerton	1 7	59 H	Oral Roberts	15 8	109 H	Bradley	7 5	
25 H	Dallas Baptist	5 7	42 A	Cal St. Fullerton	1 9	67 A	Oklahoma	2 4	109 N	Bradley	2 5	
25 H	Dallas Baptist	4 5	47 A	New Mexico	6 8	67 H	Oklahoma	7 15	121 H	Cal Poly	2 7	
			47 A	New Mexico	4 8	69 H	Indiana St.	10 15	121 H	Cal Poly	6 7	
			47 A	New Mexico	7 17	69 H	Indiana St.	11 9	121 H	Cal Poly	6 0	
			49 H	Creighton	7 3	69 H	Indiana St.	6 8	122 A	Southern Ill.	1 4	
						69 N	Indiana St.	1 7	122 A	Southern Ill.	8 0	
						83 H	Missouri St.	9 2	122 A	Southern Ill.	5 8	
						83 H	Missouri St.	11 1	126 A	Kansas St.	5 9	
						83 H	Missouri St.	1 6	126 H	Kansas St.	2 5	
									136 A	Evansville	1 11	
									136 A	Evansville	2 7	
									136 A	Evansville	6 5	
									180 H	Omaha	5 4	
									199 A	Kansas	3 9	
									199 H	Kansas	7 6	
									219 A	Illinois St.	4 6	
									219 A	Illinois St.	15 12	
									219 A	Illinois St.	6 8	
									270 H	Northern Colo.	3 4	
									270 H	Northern Colo.	17 2	
									270 H	Northern Colo.	11 0	
									289 H	North Dakota	16 3	
			LAST 15 GAMES									
			69 N	Indiana St.	1 7	219 A	Illinois St.	15 12				
			109 N	Bradley	2 5	219 A	Illinois St.	4 6				
			25 H	Dallas Baptist	4 3	49 H	Creighton	7 3				
			25 H	Dallas Baptist	5 7							
			25 H	Dallas Baptist	4 5							

Non-Div. I Games:

Wichita St.

199	H	Kansas	7	6
219	A	Illinois St.	6	8

W
i
c
h
i
t
a
s
t
.

W
i
c
h
i
t
a
s
t
.

Average RPI Win: 165		WON-LOST	WINNING	LAST 15	STRENGTH OF		OPP. STRENGTH	TEAM	ADJ	CONF.	ADJ CONF.
Average RPI Loss: 106		RECORD	PCT. RANK	GAMES	SCHEDULE		OF SCHEDULE	RPI	RPI	RPI	RPI
DIV. I ONLY		26-30-0	.46429	180	9-6-0		176	129	184	.48203	184
DIV. I NON-CONF.		12-12-0	.5	146	2-1-0		204	160	176	.48331	176
TOTALS		RPI 1-25	RPI 26-50		W-L RECORDS		RPI 51-100		RPI 101-150		RPI 150+
26-30-0		0-5-0	4-5-0		OVERALL		4-8-0		5-2-0		13-10-0
16-13-0		0-2-0	1-4-0		HOME		1-3-0		5-1-0		9-3-0
9-15-0		0-3-0	2-1-0		AWAY		3-5-0		0-1-0		4-5-0
1-2-0		0-0-0	1-0-0		NEUTRAL		0-0-0		0-0-0		0-2-0
12-12-0		0-5-0	3-0-0		NON-CONFERENCE		1-3-0		0-1-0		8-3-0
9-3-0		0-2-0	1-0-0		HOME		0-0-0		0-0-0		8-1-0
2-7-0		0-3-0	1-0-		AWAY		1-3-0		0-1-0		0-0-0
1-2-0		0-0-0	1-0-0		NEUTRAL		0-0-0		0-0-0		0-2-0
14-18-0		0-0-0	1-5-0		CONFERENCE		3-5-0		5-1-0		5-7-0
7-10-0		0-0-0	0-4-0		HOME		1-3-0		5-1-0		1-2-0
7-8-0		0-0-0	1-1-0		AWAY		2-2-0		0-0-0		4-5-0
0-0-0		0-0-0	0-0-0		NEUTRAL		0-0-0		0-0-0		0-0-0
RPI S	Opponent	Score	RPI S	Opponent	Score	RPI S	Opponent	Score	RPI S	Opponent	Score
10 H	LSU	4 9	32 A	Tulane	2 0	51 H	Northwestern St.	1 4	102 H	McNeese St.	6 5
15 A	Mississippi St.	0 8	32 H	Tulane	2 1	51 H	Northwestern St.	3 6	102 H	McNeese St.	2 1
15 A	Mississippi St.	0 5	40 H	Sam Houston St.	2 4	51 H	Northwestern St.	4 13	102 H	McNeese St.	3 0
17 A	UL Lafayette	3 4	40 H	Sam Houston St.	8 12	53 A	Nebraska	7 1	114 H	Central Ark.	2 7
17 H	UL Lafayette	4 5	40 H	Sam Houston St.	1 3	53 A	Nebraska	1 6	114 H	Central Ark.	8 2
			43 N	South Ala.	5 4	53 A	Nebraska	2 4	114 H	Central Ark.	6 5
			44 A	Southeastern La.	2 15	65 A	Alabama	1 13	149 A	La.-Monroe	1 3
			44 A	Southeastern La.	6 5	77 A	Lamar	10 14	160 H	Sacred Heart	5 7
			44 H	Southeastern La.	8 14	77 A	Lamar	2 7	160 H	Sacred Heart	5 0
						86 A	New Orleans	5 4	160 H	Sacred Heart	8 7
						86 A	New Orleans	11 5	194 A	Houston Baptist	3 8
						86 H	New Orleans	3 2	194 A	Houston Baptist	3 7
									194 A	Houston Baptist	5 3
									216 H	Abilene Christian	4 5
									216 H	Abilene Christian	3 5
									216 H	Abilene Christian	4 2
									221 N	UMass Lowell	6 9
									221 N	UMass Lowell	2 11
									229 A	A&M-Corpus Christi	4 1
									229 A	A&M-Corpus Christi	4 5
									229 A	A&M-Corpus Christi	0 8
									273 A	Incarnate Word	8 4
									273 A	Incarnate Word	5 7
									273 A	Incarnate Word	8 3
									293 H	Alcorn	6 4
									296 H	Southern U.	9 8
									300 H	Mississippi Val.	6 1
			LAST 15 GAMES								
			86 A	New Orleans	11 5	293 H	Alcorn	6 4			
			86 H	New Orleans	3 2	194 A	Houston Baptist	3 7			
			86 A	New Orleans	5 4	194 A	Houston Baptist	5 3			
			32 A	Tulane	2 0						
			51 H	Northwestern St.	3 6						

Non-Div. I Games:

Nicholls St.

Nicholls St.

51 H Northwestern St.	1	4
51 H Northwestern St.	4	13

Through Games Of June 30, 2016

RPI	S	Opponent	Score	
300	H	Mississippi Val.	15	1
300	H	Mississippi Val.	18	2
300	H	Mississippi Val.	13	3

Nicholls St.

N
i
c
h
o
l
l
s
s
t
.

N
i
c
h
o
l
l
s
s
t
.

Average RPI Win:		201	WON-LOST		WINNING		LAST 15		STRENGTH OF		OPP. STRENGTH		TEAM		ADJ		CONF.		ADJ CONF.	
Average RPI Loss:		121	RECORD		PCT. RANK		GAMES		SCHEDULE		OF SCHEDULE		RPI		RPI		RPI		RPI	
DIV. I ONLY			23-36-0		.38983	228	5-10-0		138		199		185		.48123	185	23		23	
DIV. I NON-CONF.			10-20-0		.33333	239	1-2-0		70		121		139		.50123	139	21		21	
TOTALS		RPI 1-25		RPI 26-50		W-L RECORDS		RPI 51-100		RPI 101-150		RPI 150+								
23-36-0		0-2-0		0-9-0		OVERALL		3-7-0		0-0-0		20-18-0								
6-8-0		0-0-0		0-1-0		HOME		0-3-0		0-0-0		6-4-0								
11-22-0		0-1-0		0-7-0		AWAY		2-1-0		0-0-0		9-12-0								
6-6-0		0-1-0		0-0-0		NEUTRAL		1-3-0		0-0-0		5-2-0								
10-20-0		0-2-0		0-9-0		NON-CONFERENCE		2-2-0		0-0-0		8-7-0								
0-2-0		0-0-0		0-1-0		HOME		0-0-0		0-0-0		0-1-0								
7-14-0		0-1-0		0-0-		AWAY		2-1-0		0-0-0		5-4-0								
3-4-0		0-1-0		0-0-0		NEUTRAL		0-1-0		0-0-0		3-2-0								
13-16-0		0-0-0		0-0-0		CONFERENCE		1-5-0		0-0-0		12-11-0								
6-6-0		0-0-0		0-0-0		HOME		0-3-0		0-0-0		6-3-0								
4-8-0		0-0-0		0-0-0		AWAY		0-0-0		0-0-0		4-8-0								
3-2-0		0-0-0		0-0-0		NEUTRAL		1-2-0		0-0-0		2-0-0								
RPI	S	Opponent		Score		RPI	S	Opponent		Score		RPI	S	Opponent		Score				
1	A	Florida		4	12	36	A	Ohio St.		0	2	54	A	West Virginia		1	5			
1	N	Florida		7	8	37	A	Wright St.		0	14	71	H	Kent St.		3	7			
						37	A	Wright St.		5	7	71	H	Kent St.		2	4			
						38	A	Arizona St.		4	12	71	H	Kent St.		3	13			
						38	A	Arizona St.		1	8	71	N	Kent St.		2	4			
						38	A	Arizona St.		4	5	71	N	Kent St.		10	5			
						39	A	Michigan		3	19	71	N	Kent St.		0	1			
						39	A	Michigan		4	12	78	A	Michigan St.		4	2			
						39	H	Michigan		0	12	78	N	Michigan St.		2	3			
												96	A	Notre Dame		8	0			
														168		A	Oakland	11	5	
														168		H	Oakland	4	7	
														168		N	Oakland	3	11	
														169		A	South Fla.	4	8	
														169		A	South Fla.	3	2	
														169		A	South Fla.	4	8	
														175		A	Ball St.	16	10	
														175		A	Ball St.	3	8	
														175		A	Ball St.	7	10	
														180		N	Omaha	8	1	
														180		N	Omaha	16	3	
														180		N	Omaha	1	2	
														193		A	Lipscomb	8	12	
														193		A	Lipscomb	1	4	
														193		A	Lipscomb	17	4	
														203		A	Toledo	2	14	
														203		A	Toledo	4	8	
														203		A	Toledo	2	4	
														203		N	Toledo	6	1	
														210		H	Northern Ill.	5	9	
														210		H	Northern Ill.	3	2	
														210		H	Northern Ill.	1	2	
														210		N	Northern Ill.	6	2	
														214		A	Western Mich.	5	3	
														214		A	Western Mich.	4	7	
														214		A	Western Mich.	2	6	
														220		H	Central Mich.	3	0	
LAST 15 GAMES																				
						71	N	Kent St.		2	4	203	A	Toledo		2	4			
						71	N	Kent St.		10	5	36	A	Ohio St.		0	2			
						203	N	Toledo		6	1	210	H	Northern Ill.		3	2			
						210	N	Northern Ill.		6	2									
						71	N	Kent St.		0	1									

Non-Div. I Games:

Eastern Mich.

203 A Toledo	2	14
203 A Toledo	4	8

RPI	S	Opponent	Score	
220	H	Central Mich.	2	3
220	H	Central Mich.	6	1
233	A	Dayton	7	6
243	A	Buffalo	4	12
243	A	Buffalo	2	1
243	A	Buffalo	4	3
262	H	Bowling Green	4	0
262	H	Bowling Green	5	4
262	H	Bowling Green	8	4
263	N	NJIT	8	0
275	A	Purdue	6	5

Average RPI Win: 138		WON-LOST	WINNING	LAST 15	STRENGTH OF		OPP. STRENGTH	TEAM	ADJ		CONF.	ADJ CONF.
Average RPI Loss: 117		RECORD	PCT. RANK	GAMES	SCHEDULE		OF SCHEDULE	RPI	RPI		RPI	RPI
DIV. I ONLY		23-29-0	.44231	193	6-9-0		150	97	186		11	11
DIV. I NON-CONF.		13-12-0	.52	132	1-2-0		163	71	138		8	8
TOTALS		RPI 1-25	RPI 26-50		W-L RECORDS		RPI 51-100		RPI 101-150		RPI 150+	
23-29-0		0-0-0	3-2-0		OVERALL		6-12-0		5-8-0		9-7-0	
16-13-0		0-0-0	2-0-0		HOME		5-5-0		4-5-0		5-3-0	
7-16-0		0-0-0	1-2-0		AWAY		1-7-0		1-3-0		4-4-0	
0-0-0		0-0-0	0-0-0		NEUTRAL		0-0-0		0-0-0		0-0-0	
13-12-0		0-0-0	2-0-0		NON-CONFERENCE		4-5-0		2-2-0		5-5-0	
9-5-0		0-0-0	2-0-0		HOME		3-1-0		2-1-0		2-3-0	
4-7-0		0-0-0	0-0-		AWAY		1-4-0		0-1-0		3-2-0	
0-0-0		0-0-0	0-0-0		NEUTRAL		0-0-0		0-0-0		0-0-0	
10-17-0		0-0-0	1-2-0		CONFERENCE		2-7-0		3-6-0		4-2-0	
7-8-0		0-0-0	0-0-0		HOME		2-4-0		2-4-0		3-0-0	
3-9-0		0-0-0	1-2-0		AWAY		0-3-0		1-2-0		1-2-0	
0-0-0		0-0-0	0-0-0		NEUTRAL		0-0-0		0-0-0		0-0-0	
RPI S	Opponent	Score	RPI S	Opponent	Score	RPI S	Opponent	Score	RPI S	Opponent	Score	
			33 A	Gonzaga	4 7	52 A	Washington	1 4	116 H	Loyola Marymount	9 1	
			33 A	Gonzaga	0 3	52 A	Washington	9 10	116 H	Loyola Marymount	0 5	
			33 A	Gonzaga	6 0	52 A	Washington	2 1	116 H	Loyola Marymount	8 11	
			39 H	Michigan	5 3	56 A	BYU	8 9	121 A	Cal Poly	2 6	
			47 H	New Mexico	13 7	56 A	BYU	2 8	121 H	Cal Poly	10 1	
						56 A	BYU	5 10	125 A	San Diego	4 9	
						61 H	St. Mary's (CA)	0 1	125 A	San Diego	7 5	
						61 H	St. Mary's (CA)	13 9	125 A	San Diego	1 7	
						61 H	St. Mary's (CA)	5 7	129 H	Utah Valley	9 2	
						74 A	Stanford	3 10	139 H	Saint Joseph's	9 11	
						74 H	Stanford	4 2	141 H	San Francisco	2 5	
						87 A	Nevada	2 14	141 H	San Francisco	3 6	
						91 H	Pepperdine	7 10	141 H	San Francisco	2 0	
						91 H	Pepperdine	5 4	173 A	Hawaii	5 4	
						91 H	Pepperdine	1 7	173 A	Hawaii	2 3	
						96 H	Notre Dame	0 5	173 A	Hawaii	3 1	
						96 H	Notre Dame	4 2	173 A	Hawaii	1 8	
						96 H	Notre Dame	2 0	221 H	UMass Lowell	7 1	
									221 H	UMass Lowell	3 4	
									221 H	UMass Lowell	0 3	
									224 H	UC Davis	0 8	
									227 A	Pacific	8 12	
									227 A	Pacific	3 2	
									227 A	Pacific	3 6	
									231 H	Portland	9 1	
									231 H	Portland	6 5	
									231 H	Portland	9 5	

Non-Div. I Games:

Santa Clara

231	H	Portland	9	5
74	A	Stanford	3	10

RPI	S	Opponent	Score	
232	A	San Jose St.	7	4
232	H	San Jose St.	8	5

Santa Clara

S
a
n
t
a
C
l
a
r
a

S
a
n
t
a
C
l
a
r
a

Average RPI Win: 94		WON-LOST	WINNING	LAST 15	STRENGTH OF		OPP. STRENGTH	TEAM	ADJ		CONF.	ADJ CONF.
Average RPI Loss: 94		RECORD	PCT. RANK	GAMES	SCHEDULE		OF SCHEDULE	RPI	RPI		RPI	RPI
DIV. I ONLY		17-34-0	.33333	258	57		65	187	.48063		187	5
DIV. I NON-CONF.		9-14-0	.3913	211	108		137	191	.47593		191	5
TOTALS		RPI 1-25	RPI 26-50		W-L RECORDS		RPI 51-100		RPI 101-150		RPI 150+	
17-34-0		1-5-0	4-9-0		OVERALL		5-5-0		3-8-0		4-7-0	
9-19-0		1-2-0	3-6-0		HOME		2-4-0		2-1-0		1-6-0	
8-15-0		0-3-0	1-3-0		AWAY		3-1-0		1-7-0		3-1-0	
0-0-0		0-0-0	0-0-0		NEUTRAL		0-0-0		0-0-0		0-0-0	
9-14-0		0-0-0	3-4-0		NON-CONFERENCE		1-0-0		3-5-0		2-5-0	
5-9-0		0-0-0	2-4-0		HOME		0-0-0		2-1-0		1-4-0	
4-5-0		0-0-0	1-0-		AWAY		1-0-0		1-4-0		1-1-0	
0-0-0		0-0-0	0-0-0		NEUTRAL		0-0-0		0-0-0		0-0-0	
8-20-0		1-5-0	1-5-0		CONFERENCE		4-5-0		0-3-0		2-2-0	
4-10-0		1-2-0	1-2-0		HOME		2-4-0		0-0-0		0-2-0	
4-10-0		0-3-0	0-3-0		AWAY		2-1-0		0-3-0		2-0-0	
0-0-0		0-0-0	0-0-0		NEUTRAL		0-0-0		0-0-0		0-0-0	
RPI S	Opponent	Score	RPI S	Opponent	Score	RPI S	Opponent	Score	RPI S	Opponent	Score	
20 A	Southern Miss.	2 11	31 H	Louisiana Tech	5 4	57 A	Houston	3 2	102 H	McNeese St.	13 8	
20 A	Southern Miss.	5 6	31 H	Louisiana Tech	9 14	64 H	Marshall	3 8	102 H	McNeese St.	11 5	
20 A	Southern Miss.	2 13	31 H	Louisiana Tech	2 4	64 H	Marshall	2 5	102 H	McNeese St.	8 11	
24 H	Rice	6 1	33 H	Gonzaga	4 12	64 H	Marshall	5 4	113 A	Baylor	4 5	
24 H	Rice	4 9	33 H	Gonzaga	3 12	82 A	Old Dominion	7 2	118 A	UC Irvine	3 8	
24 H	Rice	0 1	33 H	Gonzaga	1 3	82 A	Old Dominion	2 5	118 A	UC Irvine	3 7	
			34 A	Fla. Atlantic	1 3	82 A	Old Dominion	3 0	118 A	UC Irvine	12 2	
			34 A	Fla. Atlantic	5 13	98 H	FIU	4 8	128 A	Texas	2 11	
			34 A	Fla. Atlantic	4 5	98 H	FIU	4 12	133 A	Western Ky.	10 14	
			40 A	Sam Houston St.	8 5	98 H	FIU	6 0	133 A	Western Ky.	5 7	
			48 H	UConn	6 9				133 A	Western Ky.	5 8	
			48 H	UConn	6 5				151 A	Texas St.	10 13	
			48 H	UConn	2 1				151 H	Texas St.	0 6	
									151 H	Texas St.	14 7	
									157 H	Charlotte	4 22	
									157 H	Charlotte	2 4	
									165 A	Middle Tenn.	12 1	
									165 A	Middle Tenn.	4 3	
									229 A	A&M-Corpus Christi	6 3	
									229 H	A&M-Corpus Christi	4 12	
									273 H	Incarnate Word	2 5	
									273 H	Incarnate Word	8 9	
LAST 15 GAMES												
			165 A	Middle Tenn.	4 3	34 A	Fla. Atlantic	4 5				
			165 A	Middle Tenn.	12 1	151 H	Texas St.	0 6				
			157 H	Charlotte	2 4	31 H	Louisiana Tech	5 4				
			157 H	Charlotte	4 22							
			273 H	Incarnate Word	8 9							

Non-Div. I Games:

UTSA

34 A Fla. Atlantic	1	3
34 A Fla. Atlantic	5	13

U
T
S
A

U
T
S
A

247	H	ETSU	10	0
247	H	ETSU	3	5

RPI	S	Opponent	Score	
247	H	ETSU	7	6
247	H	ETSU	3	5
247	H	ETSU	10	0
251	H	Cornell	5	12
251	H	Cornell	5	1
251	H	Cornell	2	6
257	A	VMI	12	4
257	A	VMI	10	7
257	A	VMI	5	3
260	H	The Citadel	10	9
260	H	The Citadel	10	5
260	H	The Citadel	10	8
265	H	Lafayette	14	8
269	H	Rider	12	4
274	H	George Mason	11	6
285	A	UNC Asheville	8	10
285	H	UNC Asheville	8	5

Wofford

W
o
f
f
o
r
d

W
o
f
f
o
r
d

Average RPI Win:		139	WON-LOST RECORD		WINNING PCT. RANK		LAST 15 GAMES		STRENGTH OF SCHEDULE		OPP. STRENGTH OF SCHEDULE		TEAM RPI		ADJ RPI		CONF. RPI		ADJ CONF. RPI			
Average RPI Loss:		92																				
DIV. I ONLY			21-38-0		.35593 246		8-7-0		69		117		189		.47951 189		13		13			
DIV. I NON-CONF.			8-17-0		.32 246		0-1-0		48		40		185		.47868 185		13		13			
TOTALS		RPI 1-25		RPI 26-50		W-L RECORDS		RPI 51-100		RPI 101-150		RPI 150+										
21-38-0		0-4-0		5-8-0		OVERALL		2-16-0		6-3-0		8-7-0										
12-18-0		0-1-0		3-3-0		HOME		1-9-0		3-2-0		5-3-0										
7-17-0		0-3-0		2-5-0		AWAY		1-5-0		2-0-0		2-4-0										
2-3-0		0-0-0		0-0-0		NEUTRAL		0-2-0		1-1-0		1-0-0										
8-17-0		0-4-0		3-4-0		NON-CONFERENCE		0-4-0		3-2-0		2-3-0										
5-9-0		0-1-0		2-1-0		HOME		0-4-0		1-1-0		2-2-0										
3-7-0		0-3-0		1-0-		AWAY		0-0-0		2-0-0		0-1-0										
0-1-0		0-0-0		0-0-0		NEUTRAL		0-0-0		0-1-0		0-0-0										
13-21-0		0-0-0		2-4-0		CONFERENCE		2-12-0		3-1-0		6-4-0										
7-9-0		0-0-0		1-2-0		HOME		1-5-0		2-1-0		3-1-0										
4-10-0		0-0-0		1-2-0		AWAY		1-5-0		0-0-0		2-3-0										
2-2-0		0-0-0		0-0-0		NEUTRAL		0-2-0		1-0-0		1-0-0										
RPI	S	Opponent		Score		RPI	S	Opponent		Score		RPI	S	Opponent		Score						
12	H	Arizona		3	7	35	H	Bryant		2	10	70	H	Kentucky		0	6	118	A	UC Irvine	4	2
14	A	Texas Tech		0	10	41	A	Long Beach St.		2	4	80	H	Oregon		2	8	118	H	UC Irvine	5	1
14	A	Texas Tech		2	7	41	H	Long Beach St.		6	5	80	H	Oregon		5	10	125	A	San Diego	7	3
14	A	Texas Tech		1	3	42	A	Cal St. Fullerton		1	8	80	H	Oregon		3	4	125	H	San Diego	2	4
						42	H	Cal St. Fullerton		7	2	87	A	Nevada		2	3	125	N	San Diego	6	9
						46	A	Oregon St.		6	5	87	A	Nevada		6	7	140	H	UNLV	4	2
						46	A	Oregon St.		6	9	87	A	Nevada		5	6	140	H	UNLV	9	7
						47	A	New Mexico		5	10	87	H	Nevada		9	13	140	H	UNLV	6	7
						47	A	New Mexico		7	13	87	H	Nevada		0	5	140	N	UNLV	18	8
						47	A	New Mexico		10	9	87	H	Nevada		5	8	152	A	UC Riverside	3	8
						47	H	New Mexico		2	4	87	N	Nevada		5	13	152	H	UC Riverside	2	3
						47	H	New Mexico		3	5	87	N	Nevada		3	5	177	A	Air Force	13	17
						47	H	New Mexico		11	6	94	A	Fresno St.		4	2	177	A	Air Force	7	11
												94	A	Fresno St.		0	1	177	H	Air Force	2	5
												94	A	Fresno St.		3	4	177	H	Air Force	11	5
												94	H	Fresno St.		5	4	177	H	Air Force	8	5
												94	H	Fresno St.		5	10	177	H	Air Force	4	2
												94	H	Fresno St.		2	3	232	A	San Jose St.	6	0
																		232	A	San Jose St.	5	0
																		232	A	San Jose St.	1	2
																		232	N	San Jose St.	7	3
																		255	H	Northwestern	7	13
																		255	H	Northwestern	15	10
																		255	H	Northwestern	11	6

232 A San Jose St.	1	2
232 A San Jose St.	5	0

S
a
n
D
i
e
g
o
S
t
.

S
a
n
D
i
e
g
o
S
t
.

Average RPI Win: 200		WON-LOST RECORD	WINNING PCT. RANK		LAST 15 GAMES	STRENGTH OF SCHEDULE	OPP. STRENGTH OF SCHEDULE	TEAM RPI	ADJ RPI		CONF. RPI	ADJ CONF. RPI															
Average RPI Loss: 148																											
DIV. I ONLY		33-27-0	.55	104	7-8-0	252	170	190	.47917	190	21	21															
DIV. I NON-CONF.		14-12-0	.53846	120	0-2-0	280	153	234	.45451	234	23	23															
<hr/>																											
TOTALS		RPI 1-25		RPI 26-50		W-L RECORDS		RPI 51-100		RPI 101-150		RPI 150+															
33-27-0		0-1-0		0-0-0		OVERALL		3-4-0		4-11-0		26-11-0															
18-15-0		0-0-0		0-0-0		HOME		1-2-0		1-5-0		16-8-0															
13-9-0		0-0-0		0-0-0		AWAY		2-2-0		2-4-0		9-3-0															
2-3-0		0-1-0		0-0-0		NEUTRAL		0-0-0		1-2-0		1-0-0															
<hr/>																											
14-12-0		0-1-0		0-0-0		NON-CONFERENCE		0-1-0		1-5-0		13-5-0															
10-8-0		0-0-0		0-0-0		HOME		0-0-0		0-3-0		10-5-0															
4-3-0		0-0-0		0-0-		AWAY		0-1-0		1-2-0		3-0-0															
0-1-0		0-1-0		0-0-0		NEUTRAL		0-0-0		0-0-0		0-0-0															
<hr/>																											
19-15-0		0-0-0		0-0-0		CONFERENCE		3-3-0		3-6-0		13-6-0															
8-7-0		0-0-0		0-0-0		HOME		1-2-0		1-2-0		6-3-0															
9-6-0		0-0-0		0-0-0		AWAY		2-1-0		1-2-0		6-3-0															
2-2-0		0-0-0		0-0-0		NEUTRAL		0-0-0		1-2-0		1-0-0															
<hr/>																											
RPI	S	Opponent		Score		RPI	S	Opponent		Score		RPI	S	Opponent		Score											
16	N	Vanderbilt		2	8							103	H	Austin Peay		15	0										
								58 A Southeast Mo. St.		4	3	103	H	Austin Peay		3	6										
								58 A Southeast Mo. St.		2	9	103	H	Austin Peay		5	6										
								58 A Southeast Mo. St.		6	5	103	H	Austin Peay		7	12										
								88 A Tennessee		3	5	103	N	Austin Peay		4	7										
								92 H Jacksonville St.		11	26	103	N	Austin Peay		0	9										
								92 H Jacksonville St.		2	4	117	A	Morehead St.		20	8										
								92 H Jacksonville St.		9	7	117	A	Morehead St.		11	12										
												117	A	Morehead St.		8	0										
												117	N	Morehead St.		1	11										
												122	A	Southern Ill.		4	8										
												122	H	Southern Ill.		2	3										
												133	A	Western Ky.		4	10										
												133	H	Western Ky.		11	1										
												136	A	Evansville		7	13										
												136	H	Evansville		14	16										
												164	H	Miami (OH)		9	4										
												165	A	Middle Tenn.		3	4										
												165	H	Middle Tenn.		4	6										
												191	H	Tennessee Tech		1	5										
												191	H	Tennessee Tech		7	1										
												191	H	Tennessee Tech		9	8										
												191	N	Tennessee Tech		5	3										
												193	A	Lipscomb		23	6										
												193	H	Lipscomb		12	3										
												198	A	Murray St.		1	4										
												198	A	Murray St.		14	10										
												198	A	Murray St.													
<hr/>																											
LAST 15 GAMES																											
103 N Austin Peay						4	7	165 H Middle Tenn.						3	4	193 A Lipscomb						5	3				
117 N Morehead St.						8	0	191 H Tennessee Tech						7	1	193 H Lipscomb						23	6				
191 N Tennessee Tech						9	8	191 H Tennessee Tech						1	5	198 A Murray St.						12	3				
103 N Austin Peay						7	12													198 A Murray St.						1	4
58 A Southeast Mo. St.						6	5													198 A Murray St.						14	10

Non-Div. I Games:

Belmont

58 A Southeast Mo. St.	4	3
58 A Southeast Mo. St.	2	9

RPI	S	Opponent	Score	
207	A	Memphis	8	7
207	H	Memphis	12	6
210	H	Northern Ill.	15	13
210	H	Northern Ill.	5	4
210	H	Northern Ill.	1	4
214	H	Western Mich.	3	1
215	H	Eastern Ky.	6	5
215	H	Eastern Ky.	1	2
215	H	Eastern Ky.	6	5
219	H	Illinois St.	13	10
219	H	Illinois St.	7	5
219	H	Illinois St.	5	23
254	H	Army West Point	20	7
258	H	Youngstown St.	4	3
258	H	Youngstown St.	3	7
258	H	Youngstown St.	12	6
266	H	UT Martin	23	7
266	H	UT Martin	10	8
266	H	UT Martin	7	3
272	A	Eastern Ill.	8	9
272	A	Eastern Ill.	6	1
272	A	Eastern Ill.	21	9
280	A	SIUE	12	0
280	A	SIUE	6	5
280	A	SIUE	8	9

Average RPI Win: 212		WON-LOST	WINNING	LAST 15	STRENGTH OF		OPP. STRENGTH	TEAM	ADJ		CONF.	ADJ CONF.
Average RPI Loss: 155		RECORD	PCT. RANK	GAMES	SCHEDULE		OF SCHEDULE	RPI	RPI		RPI	RPI
DIV. I ONLY		31-24-0	.56364	94	270		201	191	.47893		21	21
DIV. I NON-CONF.		14-9-0	.6087	80	290		238	209	.46888		23	23
TOTALS		RPI 1-25	RPI 26-50		W-L RECORDS		RPI 51-100		RPI 101-150		RPI 150+	
31-24-0		0-0-0	0-0-0		OVERALL		3-4-0		3-8-0		25-12-0	
19-10-0		0-0-0	0-0-0		HOME		3-3-0		1-2-0		15-5-0	
12-12-0		0-0-0	0-0-0		AWAY		0-1-0		2-5-0		10-6-0	
0-2-0		0-0-0	0-0-0		NEUTRAL		0-0-0		0-1-0		0-1-0	
14-9-0		0-0-0	0-0-0		NON-CONFERENCE		0-1-0		2-2-0		12-6-0	
9-5-0		0-0-0	0-0-0		HOME		0-0-0		0-0-0		9-5-0	
5-4-0		0-0-0	0-0-		AWAY		0-1-0		2-2-0		3-1-0	
0-0-0		0-0-0	0-0-0		NEUTRAL		0-0-0		0-0-0		0-0-0	
17-15-0		0-0-0	0-0-0		CONFERENCE		3-3-0		1-6-0		13-6-0	
10-5-0		0-0-0	0-0-0		HOME		3-3-0		1-2-0		6-0-0	
7-8-0		0-0-0	0-0-0		AWAY		0-0-0		0-3-0		7-5-0	
0-2-0		0-0-0	0-0-0		NEUTRAL		0-0-0		0-1-0		0-1-0	
RPI S	Opponent	Score	RPI S	Opponent	Score	RPI S	Opponent	Score	RPI S	Opponent	Score	
						58 H	Southeast Mo. St.	4 3	103 H	Austin Peay	4 9	
						58 H	Southeast Mo. St.	7 2	103 H	Austin Peay	14 3	
						58 H	Southeast Mo. St.	1 7	103 H	Austin Peay	2 10	
						88 A	Tennessee	1 9	114 A	Central Ark.	6 14	
						92 H	Jacksonville St.	7 6	117 A	Morehead St.	1 6	
						92 H	Jacksonville St.	3 9	117 A	Morehead St.	6 11	
						92 H	Jacksonville St.	14 15	117 A	Morehead St.	4 5	
									117 N	Morehead St.	2 3	
									132 A	Little Rock	14 7	
									132 A	Little Rock	5 10	
									132 A	Little Rock	15 2	
									161 A	Kennesaw St.	6 5	
									161 H	Kennesaw St.	24 9	
									164 H	Miami (OH)	10 6	
									164 H	Miami (OH)	10 11	
									164 H	Miami (OH)	4 9	
									165 A	Middle Tenn.	9 6	
									165 H	Middle Tenn.	3 9	
									190 A	Belmont	1 7	
									190 A	Belmont	5 1	
									190 A	Belmont	6 4	
									190 N	Belmont	8 9	
						190 N	Belmont	8 9	193 A	Lipscomb	8 12	
						117 N	Morehead St.	2 3	193 H	Lipscomb	14 11	
						215 H	Eastern Ky.	7 5	198 A	Murray St.	3 4	
						215 H	Eastern Ky.	7 6	198 A	Murray St.	7 8	
						215 H	Eastern Ky.	7 4	198 A	Murray St.	7 8	

Non-Div. I Games:

Tennessee Tech

285	H	UNC Asheville	9	4
190	A	Belmont	1	7

RPI	S	Opponent	Score	
215	H	Eastern Ky.	7	5
215	H	Eastern Ky.	7	6
215	H	Eastern Ky.	7	4
261	H	Bucknell	9	3
261	H	Bucknell	2	3
261	H	Bucknell	5	6
266	H	UT Martin	10	2
266	H	UT Martin	12	3
266	H	UT Martin	5	3
267	H	Western Ill.	13	12
267	H	Western Ill.	6	3
267	H	Western Ill.	6	5
272	A	Eastern Ill.	8	6
272	A	Eastern Ill.	8	3
272	A	Eastern Ill.	5	3
280	A	SIUE	13	3
280	A	SIUE	14	2
280	A	SIUE	4	5
285	H	UNC Asheville	9	4
297	A	Alabama A&M	34	6
297	H	Alabama A&M	11	6

Tennessee Tech

T
e
n
n
e
s
s
e
e
T
e
c
h

T
e
n
n
e
s
s
e
e
T
e
c
h

Average RPI Win:		205	WON-LOST RECORD		WINNING PCT. RANK		LAST 15 GAMES		STRENGTH OF SCHEDULE		OPP. STRENGTH OF SCHEDULE		TEAM RPI		ADJ RPI		CONF. RPI		ADJ CONF. RPI				
DIV. I ONLY			24-30-0		.44444		190	8-7-0		205		204		192		.47876		192	19		19		
DIV. I NON-CONF.			8-16-0		.33333		239	1-0-0		247		203		236		.45431		236	15		15		
TOTALS		RPI 1-25		RPI 26-50				W-L RECORDS		RPI 51-100				RPI 101-150				RPI 150+					
24-30-0		0-3-0		1-9-0				OVERALL		0-1-0				7-8-0				16-9-0					
12-7-0		0-0-0		1-2-0				HOME		0-0-0				3-2-0				8-3-0					
11-21-0		0-3-0		0-6-0				AWAY		0-1-0				4-5-0				7-6-0					
1-2-0		0-0-0		0-1-0				NEUTRAL		0-0-0				0-1-0				1-0-0					
8-16-0		0-3-0		0-4-0				NON-CONFERENCE		0-1-0				1-3-0				7-5-0					
3-1-0		0-0-0		0-0-0				HOME		0-0-0				0-0-0				3-1-0					
5-15-0		0-3-0		0-0-				AWAY		0-1-0				1-3-0				4-4-0					
0-0-0		0-0-0		0-0-0				NEUTRAL		0-0-0				0-0-0				0-0-0					
16-14-0		0-0-0		1-5-0				CONFERENCE		0-0-0				6-5-0				9-4-0					
9-6-0		0-0-0		1-2-0				HOME		0-0-0				3-2-0				5-2-0					
6-6-0		0-0-0		0-2-0				AWAY		0-0-0				3-2-0				3-2-0					
1-2-0		0-0-0		0-1-0				NEUTRAL		0-0-0				0-1-0				1-0-0					
RPI	S	Opponent		Score		RPI	S	Opponent		Score		RPI	S	Opponent		Score		RPI	S	Opponent		Score	
16	A	Vanderbilt		0	9	37	A	Wright St.		4	9	96	A	Notre Dame		5	9	131	A	Missouri		4	7
16	A	Vanderbilt		8	20	37	A	Wright St.		4	5							131	A	Missouri		5	13
16	A	Vanderbilt		5	6	37	H	Wright St.		5	12							131	A	Missouri		4	2
						37	H	Wright St.		3	4							131	A	Missouri		5	10
						37	H	Wright St.		11	1							138	A	Valparaiso		1	2
						37	N	Wright St.		3	11							138	A	Valparaiso		5	0
						39	A	Michigan		0	5							138	A	Valparaiso		4	3
						39	A	Michigan		4	5							138	H	Valparaiso		5	3
						39	A	Michigan		4	10							138	H	Valparaiso		2	5
						39	A	Michigan		2	10							138	N	Valparaiso		2	4
																		143	A	Milwaukee		3	2
																		143	A	Milwaukee		1	5
																		143	H	Milwaukee		6	5
																		143	H	Milwaukee		2	7
																		143	H	Milwaukee		10	3
																		168	H	Oakland		3	0
																		168	H	Oakland		6	0
																		168	H	Oakland		4	5
																		168	N	Oakland		10	9
																		210	A	Northern Ill.		6	11
																		210	H	Northern Ill.		2	5
								LAST 15 GAMES										246	A	Northern Ky.		6	3
								37 N Wright St.		3	11							246	A	Northern Ky.		4	1
								138 N Valparaiso		2	4							246	A	Northern Ky.		6	12
								168 N Oakland		10	9							246	H	Northern Ky.		5	2
								37 H Wright St.		5	12							246	H	Northern Ky.		5	4
								37 H Wright St.		11	1							255	A	Northwestern		7	0
								37 A Wright St.		4	9							246	A	Northern Ky.		6	12
								258 H Youngstown St.		7	2							246	H	Northern Ky.		5	2
								258 H Youngstown St.		0	1							246	H	Northern Ky.		5	4
																		255	A	Northwestern		7	0

Non-Div. I Games:	Roosevelt	7	6
-------------------	-----------	---	---

Ill.-Chicago

37 H Wright St.	3	4
37 A Wright St.	4	5

RPI	S	Opponent	Score	
255	H	Northwestern	11	2
255	H	Northwestern	5	4
258	A	Youngstown St.	1	9
258	A	Youngstown St.	15	1
258	H	Youngstown St.	7	2
258	H	Youngstown St.	0	1
282	A	Texas Southern	22	8
282	A	Texas Southern	17	3
282	A	Texas Southern	22	5
282	A	Texas Southern	5	8
292	A	Chicago St.	3	6
292	A	Chicago St.	1	3
292	H	Chicago St.	5	0

L
i
p
s
c
o
m
b

Lipscomb

147	A	Stetson	4	3
103	H	Austin Peay	8	7

RPI	S	Opponent	Score	
215	H	Eastern Ky.	4	2
223	H	USC Upstate	7	6
223	H	USC Upstate	6	7
223	H	USC Upstate	5	4
254	H	Army West Point	8	6
263	H	NJIT	12	11
263	H	NJIT	22	12
263	H	NJIT	11	2
266	H	UT Martin	12	4
272	H	Eastern Ill.	16	9
297	H	Alabama A&M	10	3
297	H	Alabama A&M	14	5
297	H	Alabama A&M	5	4
300	H	Mississippi Val.	11	1
300	H	Mississippi Val.	16	3
300	H	Mississippi Val.	7	1

Average RPI Win: 180		WON-LOST	WINNING	LAST 15	STRENGTH OF		OPP. STRENGTH	TEAM	ADJ	CONF.	ADJ CONF.
Average RPI Loss: 117		RECORD	PCT. RANK	GAMES	SCHEDULE		OF SCHEDULE	RPI	RPI	RPI	RPI
DIV. I ONLY		24-29-0	.45283	186	6-9-0		194	153	194	.47809	12
DIV. I NON-CONF.		12-9-0	.57143	102	3-0-0		181	232	126	.50774	10
TOTALS		RPI 1-25	RPI 26-50		W-L RECORDS		RPI 51-100		RPI 101-150		RPI 150+
24-29-0		0-1-0	0-6-0		OVERALL		3-5-0		8-10-0		13-7-0
15-10-0		0-0-0	0-0-0		HOME		3-4-0		5-2-0		7-4-0
8-18-0		0-1-0	0-6-0		AWAY		0-1-0		3-8-0		5-2-0
1-1-0		0-0-0	0-0-0		NEUTRAL		0-0-0		0-0-0		1-1-0
12-9-0		0-1-0	0-0-0		NON-CONFERENCE		3-2-0		3-5-0		6-1-0
8-2-0		0-0-0	0-0-0		HOME		3-1-0		3-1-0		2-0-0
3-6-0		0-1-0	0-0-		AWAY		0-1-0		0-4-0		3-0-0
1-1-0		0-0-0	0-0-0		NEUTRAL		0-0-0		0-0-0		1-1-0
12-20-0		0-0-0	0-6-0		CONFERENCE		0-3-0		5-5-0		7-6-0
7-8-0		0-0-0	0-0-0		HOME		0-3-0		2-1-0		5-4-0
5-12-0		0-0-0	0-6-0		AWAY		0-0-0		3-4-0		2-2-0
0-0-0		0-0-0	0-0-0		NEUTRAL		0-0-0		0-0-0		0-0-0
RPI S	Opponent	Score	RPI S	Opponent	Score	RPI S	Opponent	Score	RPI S	Opponent	Score
4 A	Texas A&M	2 3	40 A	Sam Houston St.	3 6	77 H	Lamar	1 3	102 A	McNeese St.	6 12
			40 A	Sam Houston St.	1 2	77 H	Lamar	6 8	102 A	McNeese St.	3 2
			40 A	Sam Houston St.	4 5	77 H	Lamar	0 8	102 A	McNeese St.	7 5
			44 A	Southeastern La.	2 18	90 H	Utah	0 2	105 A	SFA	7 8
			44 A	Southeastern La.	2 3	90 H	Utah	7 3	105 H	SFA	3 15
			44 A	Southeastern La.	3 13	90 H	Utah	2 1	105 H	SFA	12 1
						90 H	Utah	4 1	105 H	SFA	6 2
						99 A	UT Arlington	0 10	107 H	Binghamton	9 11
									107 H	Binghamton	8 5
									107 H	Binghamton	11 4
									107 H	Binghamton	4 3
									114 A	Central Ark.	3 2
									114 A	Central Ark.	7 8
									114 A	Central Ark.	0 11
									137 A	CSUN	2 7
									137 A	CSUN	0 2
									137 A	CSUN	3 6
									137 A	CSUN	1 7
									176 N	Washington St.	9 5
									176 N	Washington St.	2 3
									184 H	Nicholls St.	8 3
									184 H	Nicholls St.	3 5
									184 H	Nicholls St.	7 3
									216 A	Abilene Christian	3 2
									216 A	Abilene Christian	0 9
									216 A	Abilene Christian	4 1
									229 A	A&M-Corpus Christi	4 5
LAST 15 GAMES			40 A	Sam Houston St.	4 5	184 H	Nicholls St.	7 3	184 H	Nicholls St.	7 3
			40 A	Sam Houston St.	3 6	184 H	Nicholls St.	3 5	216 A	Abilene Christian	3 2
			40 A	Sam Houston St.	1 2	184 H	Nicholls St.	8 3	216 A	Abilene Christian	0 9
			229 H	A&M-Corpus Christi	1 2				216 A	Abilene Christian	4 1
			229 H	A&M-Corpus Christi	8 2				229 A	A&M-Corpus Christi	4 5

Non-Div. I Games:

Houston Baptist

229	H	A&M-Corpus Christi	9	11
282	A	Texas Southern	7	6

RPI	S	Opponent	Score	
229	H	A&M-Corpus Christi	8	2
229	H	A&M-Corpus Christi	9	11
229	H	A&M-Corpus Christi	1	2
273	H	Incarnate Word	2	0
273	H	Incarnate Word	3	1
273	H	Incarnate Word	2	3
281	A	UTRGV	6	2
282	A	Texas Southern	7	6
282	H	Texas Southern	7	3
298	A	Prairie View	21	17
298	H	Prairie View	5	3

Houston Baptist

H
o
u
s
t
o
n
B
a
p
t
i
s
t

H
o
u
s
t
o
n
B
a
p
t
i
s
t

R
i
c
h
m
o
n
d

Richmond

299	H	Coppin St.	5	6
178	A	James Madison	17	5

RPI	S	Opponent	Score	
240	H	Saint Louis	5	3
250	H	Massachusetts	6	3
250	H	Massachusetts	3	8
250	H	Massachusetts	14	4
257	H	VMI	15	3
260	A	The Citadel	2	6
268	A	Norfolk St.	4	7
274	A	George Mason	10	1
274	A	George Mason	2	3
274	A	George Mason	0	1
279	H	NYIT	9	1
294	H	UMES	15	0
294	H	UMES	7	4
295	H	Saint Peter's	12	2
295	H	Saint Peter's	10	0
295	N	Saint Peter's	12	6
299	H	Coppin St.	5	6

Average RPI Win: 223		WON-LOST	WINNING	LAST 15	STRENGTH OF		OPP. STRENGTH	TEAM	ADJ	CONF.	ADJ CONF.
Average RPI Loss: 177		RECORD	PCT. RANK	GAMES	SCHEDULE		OF SCHEDULE	RPI	RPI	RPI	RPI
DIV. I ONLY		32-27-0	.54237	112	7-8-0		276	267	197	.47699	196
DIV. I NON-CONF.		14-17-0	.45161	175	0-2-0		214	225	159	.49139	159
TOTALS		RPI 1-25	RPI 26-50		W-L RECORDS		RPI 51-100		RPI 101-150		RPI 150+
32-27-0		0-0-0	0-4-0		OVERALL		3-0-0		2-4-0		27-19-0
11-5-0		0-0-0	0-0-0		HOME		0-0-0		0-0-0		11-5-0
17-14-0		0-0-0	0-0-0		AWAY		3-0-0		2-4-0		12-10-0
4-8-0		0-0-0	0-4-0		NEUTRAL		0-0-0		0-0-0		4-4-0
14-17-0		0-0-0	0-4-0		NON-CONFERENCE		3-0-0		2-4-0		9-9-0
3-1-0		0-0-0	0-0-0		HOME		0-0-0		0-0-0		3-1-0
9-10-0		0-0-0	0-0-		AWAY		3-0-0		2-4-0		4-6-0
2-6-0		0-0-0	0-4-0		NEUTRAL		0-0-0		0-0-0		2-2-0
18-10-0		0-0-0	0-0-0		CONFERENCE		0-0-0		0-0-0		18-10-0
8-4-0		0-0-0	0-0-0		HOME		0-0-0		0-0-0		8-4-0
8-4-0		0-0-0	0-0-0		AWAY		0-0-0		0-0-0		8-4-0
2-2-0		0-0-0	0-0-0		NEUTRAL		0-0-0		0-0-0		2-2-0
RPI S	Opponent	Score	RPI S	Opponent	Score	RPI S	Opponent	Score	RPI S	Opponent	Score
			39 N	Michigan	0 9	54 A	West Virginia	7 5	120 A	Cincinnati	7 8
			39 N	Michigan	3 9	54 A	West Virginia	9 0	120 A	Cincinnati	6 7
			39 N	Michigan	2 6	71 A	Kent St.	5 4	120 A	Cincinnati	1 4
			39 N	Michigan	0 3				120 A	Cincinnati	1 6
									139 A	Saint Joseph's	2 1
									139 A	Saint Joseph's	4 3
									159 A	Campbell	4 12
									159 A	Campbell	7 4
									159 A	Campbell	2 7
									174 A	Fairfield	12 3
									174 A	Fairfield	3 5
									174 A	Fairfield	3 7
									174 N	Fairfield	5 8
									201 N	Fordham	5 8
									201 N	Fordham	2 5
									201 N	Fordham	5 4
									201 N	Fordham	5 4
									217 A	Manhattan	3 0
									217 A	Manhattan	3 4
									217 A	Manhattan	4 2
									218 H	Quinnipiac	1 5
									218 H	Quinnipiac	13 5
									218 H	Quinnipiac	4 7
									222 A	St. Bonaventure	5 8
									242 H	Siena	16 4
									242 H	Siena	4 6
									242 H	Siena	1 3
LAST 15 GAMES			242 N	Siena	0 5	218 H	Quinnipiac	13 5	218 H	Quinnipiac	4 7
			174 N	Fairfield	5 8	218 H	Quinnipiac	1 5	222 A	St. Bonaventure	5 8
			242 N	Siena	8 4	218 H	Quinnipiac	4 7	242 H	Siena	16 4
			252 N	Marist	15 8				242 H	Siena	4 6
			264 A	Niagara	9 4				242 H	Siena	1 3

Non-Div. I Games:

Canisius

264 A Niagara	7	3
264 A Niagara	4	1

RPI	S	Opponent	Score	
242	N	Siena	0	5
242	N	Siena	8	4
243	A	Buffalo	3	1
243	A	Buffalo	2	4
243	H	Buffalo	4	5
243	H	Buffalo	9	5
251	H	Cornell	6	4
251	H	Cornell	1	0
252	N	Marist	15	8
258	A	Youngstown St.	10	2
258	A	Youngstown St.	4	8
258	A	Youngstown St.	4	2
264	A	Niagara	4	1
264	A	Niagara	9	4
264	A	Niagara	7	3
269	A	Rider	15	5
269	A	Rider	1	0
269	A	Rider	3	5
277	A	La Salle	3	4
284	H	Iona	10	0
284	H	Iona	10	0
284	H	Iona	7	6
295	H	Saint Peter's	9	0
295	H	Saint Peter's	11	7
295	H	Saint Peter's	8	7

Canisius

C
a
n
i
s
i
u
s

C
a
n
i
s
i
u
s

Average RPI Win:	188	WON-LOST	WINNING	LAST 15	STRENGTH OF	OPP. STRENGTH	TEAM	ADJ	CONF.	ADJ CONF.	
Average RPI Loss:	177	RECORD	PCT. RANK	GAMES	SCHEDULE	OF SCHEDULE	RPI	RPI	RPI	RPI	
DIV. I ONLY	24-25-0	.4898	164	6-7-0	228	258	196	.47566	197	22	22
DIV. I NON-CONF.	12-7-0	.63158	70	1-0-0	154	274	72	.53555	75	24	24
TOTALS	RPI 1-25	RPI 26-50	W-L RECORDS		RPI 51-100	RPI 101-150		RPI 150+			
24-25-0	0-0-0	2-1-0	OVERALL		5-6-0	0-0-0		17-18-0			
12-5-0	0-0-0	1-0-0	HOME		2-1-0	0-0-0		9-4-0			
9-15-0	0-0-0	0-1-0	AWAY		3-4-0	0-0-0		6-10-0			
3-5-0	0-0-0	1-0-0	NEUTRAL		0-1-0	0-0-0		2-4-0			
12-7-0	0-0-0	2-1-0	NON-CONFERENCE		3-2-0	0-0-0		7-4-0			
2-0-0	0-0-0	1-0-0	HOME		0-0-0	0-0-0		1-0-0			
7-2-0	0-0-0	0-0-	AWAY		3-1-0	0-0-0		4-0-0			
3-5-0	0-0-0	1-0-0	NEUTRAL		0-1-0	0-0-0		2-4-0			
12-18-0	0-0-0	0-0-0	CONFERENCE		2-4-0	0-0-0		10-14-0			
10-5-0	0-0-0	0-0-0	HOME		2-1-0	0-0-0		8-4-0			
2-13-0	0-0-0	0-0-0	AWAY		0-3-0	0-0-0		2-10-0			
0-0-0	0-0-0	0-0-0	NEUTRAL		0-0-0	0-0-0		0-0-0			
RPI S	Opponent	Score	RPI S	Opponent	Score	RPI S	Opponent	Score	RPI S	Opponent	Score
26 N	Boston College	4 2	59 A	Oral Roberts	3 10	180 A	Omaha	2 12			
50 A	Minnesota	0 10	59 A	Oral Roberts	3 6	180 A	Omaha	2 1			
50 H	Minnesota	7 4	59 A	Oral Roberts	6 8	180 A	Omaha	8 9			
			59 H	Oral Roberts	3 4	180 H	Omaha	2 7			
			59 H	Oral Roberts	4 3	180 H	Omaha	0 6			
			59 H	Oral Roberts	4 3	180 H	Omaha	4 3			
			77 A	Lamar	7 5	209 A	IPFW	2 3			
			77 A	Lamar	7 6	209 A	IPFW	1 2			
			77 A	Lamar	3 0	209 A	IPFW	1 3			
			77 A	Lamar	6 7	209 H	IPFW	12 6			
			78 N	Michigan St.	5 9	209 H	IPFW	15 5			
						209 H	IPFW	7 1			
						214 N	Western Mich.	4 2			
						220 N	Central Mich.	4 11			
						222 N	St. Bonaventure	0 2			
						222 N	St. Bonaventure	1 6			
						230 A	South Dakota St.	7 14			
						230 A	South Dakota St.	2 5			
						230 A	South Dakota St.	3 11			
						230 H	South Dakota St.	4 1			
						230 H	South Dakota St.	4 7			
						230 H	South Dakota St.	4 2			
						245 N	Maine	4 3			
						254 N	Army West Point	3 6			
						267 A	Western Ill.	4 9			
						267 A	Western Ill.	6 7			
						267 A	Western Ill.	3 1			
Non-Div. I Games:	Valley City St.	6 5	Mary	1 0	Concordia-M'head	4 3	Concordia-M'head	10 1	North Dakota St.		
	Minot St.	13 7									

209 A IPFW	2	3
180 H Omaha	4	3

RPI	S	Opponent	Score	
267	H	Western Ill.	3	0
267	H	Western Ill.	8	12
267	H	Western Ill.	12	3
271	A	Ark.-Pine Bluff	2	0
271	A	Ark.-Pine Bluff	8	7
271	A	Ark.-Pine Bluff	7	4
289	A	North Dakota	4	2
289	H	North Dakota	15	4

North Dakota St.

N
o
r
t
h
D
a
k
o
t
a
S
t
.

N
o
r
t
h
D
a
k
o
t
a
S
t
.

Non-Div. I Games:	Kentucky St.	18	5	Lindenwood (IL)	8	11	Harris-Stowe	13	4	Murray St.
-------------------	--------------	----	---	-----------------	---	----	--------------	----	---	------------

Murray St.

215	A	Eastern Ky.	3	8
215	A	Eastern Ky.	8	6

Through Games Of June 30, 2016

RPI	S	Opponent	Score	
215	A	Eastern Ky.	3	8
215	A	Eastern Ky.	14	5
215	A	Eastern Ky.	8	6
240	A	Saint Louis	9	1
266	A	UT Martin	6	19
266	A	UT Martin	7	4
266	A	UT Martin	5	6
272	H	Eastern Ill.	3	9
272	H	Eastern Ill.	31	11
272	H	Eastern Ill.	9	4
280	H	SIUE	4	0
280	H	SIUE	8	9
280	H	SIUE	6	4
297	H	Alabama A&M	11	3

Murray St.

M
u
r
r
a
y
S
t
.

M
u
r
r
a
y
S
t
.

Average RPI Win: 160		WON-LOST	WINNING	LAST 15	STRENGTH OF		OPP. STRENGTH	TEAM	ADJ		CONF.	ADJ CONF.
Average RPI Loss: 74		RECORD	PCT. RANK	GAMES	SCHEDULE		OF SCHEDULE	RPI	RPI		RPI	RPI
DIV. I ONLY		17-35-1	.33019	262	78		63	199	.47436		199	3
DIV. I NON-CONF.		11-18-1	.38333	214	135		158	214	.46713		213	3
TOTALS		RPI 1-25	RPI 26-50		W-L RECORDS		RPI 51-100		RPI 101-150		RPI 150+	
17-35-1		1-8-0	0-4-0		OVERALL		4-12-0		4-9-0		8-2-1	
12-12-1		1-5-0	0-0-0		HOME		3-6-0		0-0-0		8-1-1	
4-19-0		0-3-0	0-2-0		AWAY		0-4-0		4-9-0		0-1-0	
1-4-0		0-0-0	0-2-0		NEUTRAL		1-2-0		0-0-0		0-0-0	
11-18-1		0-0-0	0-4-0		NON-CONFERENCE		2-9-0		1-3-0		8-2-1	
9-4-1		0-0-0	0-0-0		HOME		1-3-0		0-0-0		8-1-1	
1-10-0		0-0-0	0-0-		AWAY		0-4-0		1-3-0		0-1-0	
1-4-0		0-0-0	0-2-0		NEUTRAL		1-2-0		0-0-0		0-0-0	
6-17-0		1-8-0	0-0-0		CONFERENCE		2-3-0		3-6-0		0-0-0	
3-8-0		1-5-0	0-0-0		HOME		2-3-0		0-0-0		0-0-0	
3-9-0		0-3-0	0-0-0		AWAY		0-0-0		3-6-0		0-0-0	
0-0-0		0-0-0	0-0-0		NEUTRAL		0-0-0		0-0-0		0-0-0	
RPI S	Opponent	Score	RPI S	Opponent	Score	RPI S	Opponent	Score	RPI S	Opponent	Score	
6 H	TCU	4 3	46 N	Oregon St.	3 9	53 N	Nebraska	1 3	113 A	Baylor	6 1	
6 H	TCU	0 8	46 N	Oregon St.	1 3	54 H	West Virginia	0 1	113 A	Baylor	1 2	
6 H	TCU	6 14	50 A	Minnesota	7 19	54 H	West Virginia	6 11	113 A	Baylor	2 5	
14 H	Texas Tech	3 10	50 A	Minnesota	7 12	56 H	BYU	2 8	126 A	Kansas St.	2 12	
14 H	Texas Tech	2 9				56 H	BYU	10 11	126 A	Kansas St.	4 1	
14 H	Texas Tech	3 6				56 H	BYU	6 7	126 A	Kansas St.	5 8	
21 A	Oklahoma St.	2 9				67 H	Oklahoma	9 8	127 A	Samford	9 13	
21 A	Oklahoma St.	3 4				67 H	Oklahoma	6 17	127 A	Samford	9 5	
21 A	Oklahoma St.	1 8				67 H	Oklahoma	7 2	127 A	Samford	2 3	
						74 A	Stanford	4 10	128 A	Texas	6 8	
						74 A	Stanford	0 2	128 A	Texas	11 5	
						74 A	Stanford	2 6	128 A	Texas	2 12	
						83 A	Missouri St.	11 18	132 A	Little Rock	2 4	
						83 H	Missouri St.	2 1	180 H	Omaha	7 6	
						90 N	Utah	8 4	183 A	Wichita St.	6 7	
						90 N	Utah	1 15	183 H	Wichita St.	9 3	
									198 H	Murray St.	14 8	
									198 H	Murray St.	9 14	
									213 H	Grand Canyon	5 5	
									240 H	Saint Louis	5 3	
									270 H	Northern Colo.	2 1	
									270 H	Northern Colo.	5 4	
						21 A	Oklahoma St.	1 8	275 H	Purdue	8 1	
						21 A	Oklahoma St.	3 4	289 H	North Dakota	7 0	
						21 A	Oklahoma St.	2 9				
						183 A	Wichita St.	6 7				
						126 A	Kansas St.	5 8				
LAST 15 GAMES												
						14 H	Texas Tech	3 6				
						14 H	Texas Tech	2 9				
						14 H	Texas Tech	3 10				

Non-Div. I Games:

Baker

6 1

Baker

19 2

Benedictine (KS)

19 7

Kansas

126 A Kansas St.	2	12
126 A Kansas St.	4	1

K
a
n
s
a
s

K
a
n
s
a
s

Average RPI Win: 158		WON-LOST	WINNING	LAST 15	STRENGTH OF		OPP. STRENGTH	TEAM	ADJ		CONF.	ADJ CONF.
Average RPI Loss: 80		RECORD	PCT. RANK	GAMES	SCHEDULE		OF SCHEDULE	RPI	RPI		RPI	RPI
DIV. I ONLY		19-36-0	.34545	254	6-9-0		105	37	200		1	1
DIV. I NON-CONF.		13-12-0	.52	132	4-1-0		287	216	241		1	1
TOTALS		RPI 1-25	RPI 26-50		W-L RECORDS		RPI 51-100		RPI 101-150		RPI 150+	
19-36-0		2-13-0	3-6-0		OVERALL		2-8-0		1-2-0		11-7-0	
13-15-0		1-2-0	2-4-0		HOME		1-6-0		0-1-0		9-2-0	
5-19-0		1-11-0	1-2-0		AWAY		1-2-0		1-0-0		1-4-0	
1-2-0		0-0-0	0-0-0		NEUTRAL		0-0-0		0-1-0		1-1-0	
13-12-0		0-0-0	0-0-0		NON-CONFERENCE		1-3-0		1-2-0		11-7-0	
9-4-0		0-0-0	0-0-0		HOME		0-1-0		0-1-0		9-2-0	
3-6-0		0-0-0	0-0-		AWAY		1-2-0		1-0-0		1-4-0	
1-2-0		0-0-0	0-0-0		NEUTRAL		0-0-0		0-1-0		1-1-0	
6-24-0		2-13-0	3-6-0		CONFERENCE		1-5-0		0-0-0		0-0-0	
4-11-0		1-2-0	2-4-0		HOME		1-5-0		0-0-0		0-0-0	
2-13-0		1-11-0	1-2-0		AWAY		0-0-0		0-0-0		0-0-0	
0-0-0		0-0-0	0-0-0		NEUTRAL		0-0-0		0-0-0		0-0-0	
RPI S	Opponent	Score	RPI S	Opponent	Score	RPI S	Opponent	Score	RPI S	Opponent	Score	
2 A	Louisville	4 8	26 A	Boston College	0 2	54 A	West Virginia	4 5	110 A	Liberty	11 10	
2 A	Louisville	0 13	26 A	Boston College	1 4	82 A	Old Dominion	22 1	110 H	Liberty	7 22	
2 A	Louisville	3 9	26 A	Boston College	5 0	85 H	Pittsburgh	3 8	150 N	Delaware	6 7	
3 H	Miami (FL)	2 7	28 H	Wake Forest	6 12	85 H	Pittsburgh	5 6	159 H	Campbell	11 8	
3 H	Miami (FL)	14 3	28 H	Wake Forest	5 15	85 H	Pittsburgh	5 4	159 H	Campbell	1 7	
3 H	Miami (FL)	6 11	28 H	Wake Forest	20 13	89 H	William & Mary	8 12	202 A	Radford	8 12	
19 A	North Carolina	1 4	29 H	Duke	1 3	96 H	Notre Dame	2 6	202 H	Radford	4 3	
19 A	North Carolina	4 3	29 H	Duke	3 2	96 H	Notre Dame	4 16	202 N	Radford	1 5	
19 A	North Carolina	0 6	29 H	Duke	9 19	96 H	Notre Dame	2 5	217 N	Manhattan	12 7	
22 A	Georgia Tech	8 16				97 A	Western Caro.	10 14	218 H	Quinnipiac	2 4	
22 A	Georgia Tech	4 14							218 H	Quinnipiac	13 4	
22 A	Georgia Tech	3 8							218 H	Quinnipiac	4 3	
23 A	Virginia	3 8							218 H	Quinnipiac	5 2	
23 A	Virginia	6 7							247 H	ETSU	11 0	
23 A	Virginia	1 4							257 A	VMI	3 5	
									260 A	The Citadel	12 0	
									260 A	The Citadel	2 4	
									260 A	The Citadel	4 5	
									293 H	Alcorn	9 4	
									293 H	Alcorn	9 2	
									293 H	Alcorn	23 7	
LAST 15 GAMES												
			23 A	Virginia	1 4		293 H	Alcorn	9 2			
			23 A	Virginia	6 7		293 H	Alcorn	9 4			
			23 A	Virginia	3 8		54 A	West Virginia	4 5			
			28 H	Wake Forest	5 15							
			28 H	Wake Forest	20 13							

Non-Div. I Games:

Virginia Tech

28	H	Wake Forest	6	12
293	H	Alcorn	23	7

V
i
r
g
i
n
i
a
T
e
c
h

V
i
r
g
i
n
i
a
T
e
c
h

Average RPI Win: 214		WON-LOST	WINNING	LAST 15	STRENGTH OF		OPP. STRENGTH	TEAM	ADJ		CONF.	ADJ CONF.			
Average RPI Loss: 175		RECORD	PCT. RANK	GAMES	SCHEDULE		OF SCHEDULE	RPI	RPI		RPI	RPI			
DIV. I ONLY		29-29-0	.5	147	7-8-0		254	238	201	.47267	201	24	24		
DIV. I NON-CONF.		14-17-0	.45161	175	0-0-0		259	262	228	.46003	228	25	25		
TOTALS		RPI 1-25	RPI 26-50		W-L RECORDS		RPI 51-100		RPI 101-150		RPI 150+				
29-29-0		0-3-0	0-0-0		OVERALL		0-1-0		3-7-0		26-18-0				
14-8-0		0-0-0	0-0-0		HOME		0-0-0		2-1-0		12-7-0				
12-15-0		0-3-0	0-0-0		AWAY		0-0-0		1-4-0		11-8-0				
3-6-0		0-0-0	0-0-0		NEUTRAL		0-1-0		0-2-0		3-3-0				
14-17-0		0-3-0	0-0-0		NON-CONFERENCE		0-1-0		1-1-0		13-12-0				
5-5-0		0-0-0	0-0-0		HOME		0-0-0		0-0-0		5-5-0				
7-8-0		0-3-0	0-0-		AWAY		0-0-0		1-1-0		6-4-0				
2-4-0		0-0-0	0-0-0		NEUTRAL		0-1-0		0-0-0		2-3-0				
15-12-0		0-0-0	0-0-0		CONFERENCE		0-0-0		2-6-0		13-6-0				
9-3-0		0-0-0	0-0-0		HOME		0-0-0		2-1-0		7-2-0				
5-7-0		0-0-0	0-0-0		AWAY		0-0-0		0-3-0		5-4-0				
1-2-0		0-0-0	0-0-0		NEUTRAL		0-0-0		0-2-0		1-0-0				
RPI S	Opponent	Score		RPI S	Opponent	Score		RPI S	Opponent	Score		RPI S	Opponent	Score	
10 A	LSU	1	12					78 N	Michigan St.	2	7	101 H	Rhode Island	1	3
10 A	LSU	1	15									101 H	Rhode Island	8	0
10 A	LSU	7	10									101 H	Rhode Island	4	2
												101 N	Rhode Island	1	10
												111 A	Rutgers	0	5
												130 A	Furman	5	2
												139 A	Saint Joseph's	6	7
												139 A	Saint Joseph's	3	14
												139 A	Saint Joseph's	0	10
												139 N	Saint Joseph's	6	7
												160 A	Sacred Heart	1	2
												162 H	Stony Brook	6	1
												167 A	Davidson	7	4
												167 A	Davidson	9	3
												167 A	Davidson	0	5
												174 H	Fairfield	5	8
												182 A	Columbia	4	1
												195 H	Richmond	6	7
												195 H	Richmond	7	3
												195 H	Richmond	1	0
												196 N	Canisius	8	5
												196 N	Canisius	4	5
												196 N	Canisius	5	2
												196 N	Canisius	4	5
												204 N	Presbyterian	1	7
												208 H	George Washington	7	2
												208 H	George Washington	3	1
LAST 15 GAMES				LAST 15 GAMES				LAST 15 GAMES				LAST 15 GAMES			
				101 N	Rhode Island	1	10	139 A	Saint Joseph's	3	14	196 N	Canisius	5	2
				139 N	Saint Joseph's	6	7	139 A	Saint Joseph's	6	7	196 N	Canisius	4	5
				240 N	Saint Louis	9	7	208 H	George Washington	8	7	204 N	Presbyterian	1	7
				233 H	Dayton	1	2					208 H	George Washington	7	2
				233 H	Dayton	8	2					208 H	George Washington	3	1

Non-Div. I Games:

Fordham

233 H Dayton	4	2
139 A Saint Joseph's	0	10

RPI	S	Opponent	Score	
208	H	George Washington	8	7
211	A	Albany (NY)	9	3
217	A	Manhattan	5	7
217	H	Manhattan	12	3
233	H	Dayton	8	2
233	H	Dayton	4	2
233	H	Dayton	1	2
238	H	Villanova	3	11
240	N	Saint Louis	9	7
242	H	Siena	2	4
249	A	Hofstra	7	6
250	A	Massachusetts	1	8
250	A	Massachusetts	7	8
250	A	Massachusetts	5	0
259	A	Wagner	4	3
259	A	Wagner	6	5
259	H	Wagner	0	2
263	A	NJIT	2	3
263	A	NJIT	10	4
263	H	NJIT	3	1
263	H	NJIT	2	0
277	A	La Salle	4	16
277	A	La Salle	6	2
277	A	La Salle	9	0
279	A	NYIT	4	5
284	H	Iona	19	2
295	H	Saint Peter's	0	2

Fordham

F
o
r
d
h
a
m

F
o
r
d
h
a
m

Average RPI Win: 193		WON-LOST	WINNING	LAST 15	STRENGTH OF		OPP. STRENGTH	TEAM	ADJ		CONF.	ADJ CONF.
Average RPI Loss: 115		RECORD	PCT. RANK	GAMES	SCHEDULE		OF SCHEDULE	RPI	RPI		RPI	RPI
DIV. I ONLY		19-39-0	.32759	263	68		174	202	.47217		202	17
DIV. I NON-CONF.		8-22-0	.26667	267	87		215	233	.45502		233	18
TOTALS		RPI 1-25	RPI 26-50		W-L RECORDS		RPI 51-100		RPI 101-150		RPI 150+	
19-39-0		0-7-0	0-0-0		OVERALL		2-12-0		0-7-0		17-13-0	
11-13-0		0-3-0	0-0-0		HOME		1-5-0		0-0-0		10-5-0	
5-23-0		0-3-0	0-0-0		AWAY		1-7-0		0-6-0		4-7-0	
3-3-0		0-1-0	0-0-0		NEUTRAL		0-0-0		0-1-0		3-1-0	
8-22-0		0-3-0	0-0-0		NON-CONFERENCE		2-12-0		0-0-0		6-7-0	
4-8-0		0-0-0	0-0-0		HOME		1-5-0		0-0-0		3-3-0	
3-13-0		0-3-0	0-0-		AWAY		1-7-0		0-0-0		2-3-0	
1-1-0		0-0-0	0-0-0		NEUTRAL		0-0-0		0-0-0		1-1-0	
11-17-0		0-4-0	0-0-0		CONFERENCE		0-0-0		0-7-0		11-6-0	
7-5-0		0-3-0	0-0-0		HOME		0-0-0		0-0-0		7-2-0	
2-10-0		0-0-0	0-0-0		AWAY		0-0-0		0-6-0		2-4-0	
2-2-0		0-1-0	0-0-0		NEUTRAL		0-0-0		0-1-0		2-0-0	
RPI S	Opponent	Score	RPI S	Opponent	Score	RPI S	Opponent	Score	RPI S	Opponent	Score	
5 H	Coastal Caro.	4 7				54 A	West Virginia	2 6	106 A	High Point	2 7	
5 H	Coastal Caro.	2 7				66 H	Hartford	4 2	106 A	High Point	5 9	
5 H	Coastal Caro.	6 13				66 H	Hartford	1 3	106 A	High Point	0 7	
5 N	Coastal Caro.	5 7				66 H	Hartford	0 12	110 A	Liberty	5 11	
16 A	Vanderbilt	0 12				71 H	Kent St.	3 8	110 A	Liberty	2 7	
16 A	Vanderbilt	4 13				71 H	Kent St.	6 7	110 A	Liberty	8 14	
23 A	Virginia	3 11				71 H	Kent St.	0 6	110 N	Liberty	10 11	
						81 A	Ga. Southern	2 1	153 H	Gardner-Webb	4 10	
						81 A	Ga. Southern	2 3	153 H	Gardner-Webb	6 4	
						81 A	Ga. Southern	3 6	153 H	Gardner-Webb	1 0	
						81 A	Ga. Southern	2 10	153 N	Gardner-Webb	8 4	
						95 A	Mercer	7 8	154 A	Longwood	2 3	
						95 A	Mercer	7 10	154 A	Longwood	4 5	
						95 A	Mercer	2 9	154 A	Longwood	6 5	
									159 H	Campbell	6 4	
									159 H	Campbell	1 5	
									159 H	Campbell	2 1	
									170 A	Winthrop	15 8	
									170 A	Winthrop	2 3	
									170 A	Winthrop	1 3	
									200 A	Virginia Tech	3 4	
									200 H	Virginia Tech	12 8	
									200 N	Virginia Tech	5 1	
									204 N	Presbyterian	16 8	
									223 A	USC Upstate	13 2	
									223 A	USC Upstate	7 5	
									247 A	ETSU	5 6	
LAST 15 GAMES			LAST 15 GAMES			LAST 15 GAMES			LAST 15 GAMES			
			110 N	Liberty	10 11	110 A	Liberty	8 14	110 A	Liberty	2 7	
			153 N	Gardner-Webb	8 4	110 A	Liberty	5 11	223 A	USC Upstate	13 2	
			204 N	Presbyterian	16 8				223 A	USC Upstate	7 5	
			5 N	Coastal Caro.	5 7				247 A	ETSU	5 6	
			285 H	UNC Asheville	7 3							

Non-Div. I Games:

Radford

285	H	UNC Asheville	8	3
285	H	UNC Asheville	6	1

RPI	S	Opponent	Score	
247	H	ETSU	6	5
257	A	VMI	3	4
257	H	VMI	7	8
265	N	Lafayette	4	9
274	H	George Mason	3	9
274	H	George Mason	0	2
274	H	George Mason	8	7
285	H	UNC Asheville	7	3
285	H	UNC Asheville	8	3
285	H	UNC Asheville	6	1

Radford

R
a
d
f
o
r
d

R
a
d
f
o
r
d

Average RPI Win: 179		WON-LOST	WINNING	LAST 15	STRENGTH OF		OPP. STRENGTH	TEAM	ADJ		CONF.	ADJ CONF.		
Average RPI Loss: 128		RECORD	PCT. RANK	GAMES	SCHEDULE		OF SCHEDULE	RPI	RPI		RPI	RPI		
DIV. I ONLY		19-38-1	.33621	257	10-5-0		133	175	203		.47077	203	23	23
DIV. I NON-CONF.		5-25-1	.17742	287	0-1-0		57	85	219		.4635	219	21	21
TOTALS		RPI 1-25	RPI 26-50		W-L RECORDS		RPI 51-100		RPI 101-150		RPI 150+			
19-38-1	0-1-0	1-9-1		OVERALL		2-8-0		1-4-0		15-16-0				
7-8-0	0-0-0	0-2-0		HOME		0-0-0		0-0-0		7-6-0				
11-25-0	0-1-0	1-6-0		AWAY		2-6-0		1-4-0		7-8-0				
1-5-1	0-0-0	0-1-1		NEUTRAL		0-2-0		0-0-0		1-2-0				
5-25-1	0-1-0	1-9-1		NON-CONFERENCE		1-5-0		1-4-0		2-6-0				
0-3-0	0-0-0	0-2-0		HOME		0-0-0		0-0-0		0-1-0				
5-19-0	0-1-0	1-0-		AWAY		1-4-0		1-4-0		2-4-0				
0-3-1	0-0-0	0-1-1		NEUTRAL		0-1-0		0-0-0		0-1-0				
14-13-0	0-0-0	0-0-0		CONFERENCE		1-3-0		0-0-0		13-10-0				
7-5-0	0-0-0	0-0-0		HOME		0-0-0		0-0-0		7-5-0				
6-6-0	0-0-0	0-0-0		AWAY		1-2-0		0-0-0		5-4-0				
1-2-0	0-0-0	0-0-0		NEUTRAL		0-1-0		0-0-0		1-1-0				
RPI	S	Opponent	Score		RPI	S	Opponent	Score		RPI	S	Opponent	Score	
11	A	Florida St.	2	3	29	A	Duke	2	3	71	A	Kent St.	4	1
					29	A	Duke	1	6	71	A	Kent St.	1	2
					29	A	Duke	1	2	71	A	Kent St.	0	3
					36	A	Ohio St.	8	9	71	N	Kent St.	2	3
					36	N	Ohio St.	1	7	78	A	Michigan St.	1	4
					36	N	Ohio St.	5	5	84	A	Jacksonville	6	1
					37	A	Wright St.	1	8	84	A	Jacksonville	1	2
					37	A	Wright St.	9	3	84	A	Jacksonville	1	5
					37	H	Wright St.	5	14	85	N	Pittsburgh	2	7
					37	H	Wright St.	5	11	96	A	Notre Dame	3	10
					39	A	Michigan	1	2					

Non-Div. I Games:

Toledo

Toledo

185 H Eastern Mich.	4	2
175 H Ball St.	7	8

Through Games Of June 30, 2016

RPI	S	Opponent	Score	
233	H	Dayton	10	12
243	H	Buffalo	4	6
243	H	Buffalo	7	13
243	H	Buffalo	3	2
258	A	Youngstown St.	6	4
262	A	Bowling Green	4	2
262	A	Bowling Green	3	5
262	A	Bowling Green	3	7
264	N	Niagara	3	4

Toledo

T
o
l
e
d
o

T
o
l
e
d
o

Average RPI Win: 212		WON-LOST	WINNING	LAST 15	STRENGTH OF		OPP. STRENGTH	TEAM	ADJ		CONF.	ADJ CONF.
Average RPI Loss: 147		RECORD	PCT. RANK	GAMES	SCHEDULE		OF SCHEDULE	RPI	RPI		RPI	RPI
DIV. I ONLY		27-30-0	.47368	169	6-9-0		220	187	204		.47054	204
DIV. I NON-CONF.		15-16-0	.48387	154	1-4-0		274	224	242		.45204	242
TOTALS		RPI 1-25	RPI 26-50		W-L RECORDS		RPI 51-100		RPI 101-150		RPI 150+	
27-30-0		0-5-0	0-0-0		OVERALL		0-5-0		2-4-0		25-16-0	
17-10-0		0-0-0	0-0-0		HOME		0-3-0		2-2-0		15-5-0	
7-16-0		0-5-0	0-0-0		AWAY		0-1-0		0-2-0		7-8-0	
3-4-0		0-0-0	0-0-0		NEUTRAL		0-1-0		0-0-0		3-3-0	
15-16-0		0-2-0	0-0-0		NON-CONFERENCE		0-5-0		0-3-0		15-6-0	
8-7-0		0-0-0	0-0-0		HOME		0-3-0		0-1-0		8-3-0	
4-7-0		0-2-0	0-0-		AWAY		0-1-0		0-2-0		4-2-0	
3-2-0		0-0-0	0-0-0		NEUTRAL		0-1-0		0-0-0		3-1-0	
12-14-0		0-3-0	0-0-0		CONFERENCE		0-0-0		2-1-0		10-10-0	
9-3-0		0-0-0	0-0-0		HOME		0-0-0		2-1-0		7-2-0	
3-9-0		0-3-0	0-0-0		AWAY		0-0-0		0-0-0		3-6-0	
0-2-0		0-0-0	0-0-0		NEUTRAL		0-0-0		0-0-0		0-2-0	
RPI S	Opponent	Score	RPI S	Opponent	Score	RPI S	Opponent	Score	RPI S	Opponent	Score	
5 A	Coastal Caro.	2 4				75 H	VCU	2 3	110 H	Liberty	2 4	
5 A	Coastal Caro.	3 12				75 H	VCU	2 13	110 H	Liberty	9 7	
5 A	Coastal Caro.	2 5				75 H	VCU	7 10	110 H	Liberty	9 8	
7 A	Clemson	4 8				78 N	Michigan St.	5 11	130 A	Furman	8 9	
13 A	South Carolina	1 3				97 A	Western Caro.	9 10	130 A	Furman	6 8	
									130 H	Furman	8 10	
									153 A	Gardner-Webb	3 0	
									153 A	Gardner-Webb	0 14	
									153 A	Gardner-Webb	1 3	
									153 N	Gardner-Webb	3 5	
									154 H	Longwood	7 1	
									154 H	Longwood	9 5	
									154 H	Longwood	1 4	
									159 A	Campbell	4 2	
									159 A	Campbell	0 1	
									159 A	Campbell	5 7	
									170 H	Winthrop	4 3	
									170 H	Winthrop	2 1	
									170 H	Winthrop	9 3	
									180 N	Omaha	11 1	
									188 A	Wofford	6 5	
									188 H	Wofford	4 8	
									201 N	Fordham	7 1	
									202 N	Radford	8 16	
									223 A	USC Upstate	6 5	
									223 H	USC Upstate	3 1	
									225 H	Towson	11 5	
			LAST 15 GAMES			202 N	Radford	8 16	75 H	VCU	2 13	
						153 N	Gardner-Webb	3 5	75 H	VCU	2 3	
						236 H	Charleston So.	4 9	13 A	South Carolina	1 3	
						236 H	Charleston So.	3 1				
						236 H	Charleston So.	12 0				

Non-Div. I Games:

Presbyterian

223	H	USC Upstate	3	1
75	H	VCU	7	10

RPI	S	Opponent	Score	
225	H	Towson	7	5
225	H	Towson	6	2
236	H	Charleston So.	3	1
236	H	Charleston So.	12	0
236	H	Charleston So.	4	9
260	A	The Citadel	2	7
260	A	The Citadel	1	2
260	A	The Citadel	7	6
262	N	Bowling Green	1	6
262	N	Bowling Green	6	5
277	H	La Salle	3	6
277	H	La Salle	6	0
277	H	La Salle	10	3
278	H	N.C. Central	15	6
285	A	UNC Asheville	13	8
285	A	UNC Asheville	9	22
285	A	UNC Asheville	4	7
287	A	N.C. A&T	10	6
287	H	N.C. A&T	3	5
288	H	Savannah St.	16	1

Average RPI Win:	216	WON-LOST	WINNING	LAST 15	STRENGTH OF	OPP. STRENGTH	TEAM	ADJ	CONF.	ADJ CONF.					
Average RPI Loss:	156	RECORD	PCT. RANK	GAMES	SCHEDULE	OF SCHEDULE	RPI	RPI	RPI	RPI					
DIV. I ONLY		23-34-0	.40351	221	5-10-0	132	281	205	.47003	205	26	26			
DIV. I NON-CONF.		8-15-0	.34783	232	0-1-0	104	292	204	.47118	203	26	26			
<hr/>															
TOTALS	RPI 1-25	RPI 26-50		W-L RECORDS		RPI 51-100		RPI 101-150		RPI 150+					
23-34-0	0-0-0	2-8-0		OVERALL		0-2-0		4-4-0		17-20-0					
11-11-0	0-0-0	0-4-0		HOME		0-1-0		0-0-0		11-6-0					
10-18-0	0-0-0	2-3-0		AWAY		0-1-0		3-3-0		5-10-0					
2-5-0	0-0-0	0-1-0		NEUTRAL		0-0-0		1-1-0		1-3-0					
8-15-0	0-0-0	1-0-0		NON-CONFERENCE		0-2-0		4-4-0		3-9-0					
2-4-0	0-0-0	0-0-0		HOME		0-1-0		0-0-0		2-3-0					
4-8-0	0-0-0	1-0-		AWAY		0-1-0		3-3-0		0-4-0					
2-3-0	0-0-0	0-0-0		NEUTRAL		0-0-0		1-1-0		1-2-0					
15-19-0	0-0-0	1-8-0		CONFERENCE		0-0-0		0-0-0		14-11-0					
9-7-0	0-0-0	0-4-0		HOME		0-0-0		0-0-0		9-3-0					
6-10-0	0-0-0	1-3-0		AWAY		0-0-0		0-0-0		5-7-0					
0-2-0	0-0-0	0-1-0		NEUTRAL		0-0-0		0-0-0		0-1-0					
RPI	S	Opponent	Score	RPI	S	Opponent	Score	RPI	S	Opponent	Score				
				35	A	Bryant	3 9	66	A	Hartford	0 10	101	A	Rhode Island	1 5
				35	A	Bryant	1 9	66	H	Hartford	9 11	110	A	Liberty	5 7
				35	A	Bryant	2 9					110	A	Liberty	1 5
				35	A	Bryant	8 4					134	A	Navy	3 2
				35	H	Bryant	1 6					134	A	Navy	9 2
				35	H	Bryant	1 8					134	A	Navy	8 1
				35	H	Bryant	4 5					136	N	Evansville	9 5
				35	H	Bryant	0 7					136	N	Evansville	0 5
				35	N	Bryant	1 8					160	A	Sacred Heart	4 5
				48	A	UConn	8 4					160	A	Sacred Heart	11 4
												160	A	Sacred Heart	2 3
												160	A	Sacred Heart	4 7
												166	A	Northeastern	1 2
												166	A	Northeastern	4 8
												166	A	Northeastern	6 7
												211	H	Albany (NY)	1 6
												218	H	Quinnipiac	5 9
												222	N	St. Bonaventure	2 6
												222	N	St. Bonaventure	3 0
												222	N	St. Bonaventure	1 8
												242	H	Siena	6 5
				LAST 15 GAMES								248	A	Fairleigh Dickinson	1 2
				248	N	Fairleigh Dickinson	0 2	35	A	Bryant	3 9	248	A	Fairleigh Dickinson	1 2
				35	N	Bryant	1 8	35	A	Bryant	8 4	248	A	Fairleigh Dickinson	8 4
				259	H	Wagner	6 4	35	A	Bryant	2 9	248	A	Fairleigh Dickinson	2 3
				259	H	Wagner	2 1					248	N	Fairleigh Dickinson	0 2
				259	H	Wagner	8 1					250	A	Massachusetts	5 6

259	H	Wagner	2	7
66	A	Hartford	0	10

RPI	S	Opponent	Score	
256	H	LIU Brooklyn	0	2
256	H	LIU Brooklyn	13	4
256	H	LIU Brooklyn	3	1
256	H	LIU Brooklyn	4	1
259	A	Wagner	8	2
259	A	Wagner	2	16
259	A	Wagner	5	4
259	A	Wagner	2	0
259	H	Wagner	6	4
259	H	Wagner	2	1
259	H	Wagner	8	1
259	H	Wagner	2	7
284	H	Iona	5	4
284	H	Iona	3	6
290	H	Mt. St. Mary's	19	4
290	H	Mt. St. Mary's	6	0
290	H	Mt. St. Mary's	2	0
290	H	Mt. St. Mary's	4	6

Central Conn. St.
.
S
t
.

C
e
n
t
r
a
l
C
o
n
n
.
S
t
.

Average RPI Win: 198		WON-LOST RECORD		WINNING PCT. RANK		LAST 15 GAMES		STRENGTH OF SCHEDULE		OPP. STRENGTH OF SCHEDULE		TEAM RPI		ADJ RPI		CONF. RPI		ADJ CONF. RPI					
DIV. I ONLY		25-29-0		.46296 183		8-7-0		171		149		206		.47 206		14		14					
DIV. I NON-CONF.		12-17-0		.41379 198		3-2-0		177		167		251		.44638 249		14		14					
TOTALS		RPI 1-25		RPI 26-50		W-L RECORDS		RPI 51-100		RPI 101-150		RPI 150+											
25-29-0		0-2-0		1-8-0		OVERALL		3-6-0		2-4-0		19-9-0											
19-17-0		0-1-0		0-6-0		HOME		3-4-0		1-1-0		15-5-0											
6-10-0		0-1-0		1-2-0		AWAY		0-1-0		1-3-0		4-3-0											
0-2-0		0-0-0		0-0-0		NEUTRAL		0-1-0		0-0-0		0-1-0											
12-17-0		0-2-0		1-6-0		NON-CONFERENCE		1-1-0		1-2-0		9-6-0											
11-13-0		0-1-0		0-6-0		HOME		1-0-0		1-1-0		9-5-0											
1-4-0		0-1-0		1-0-		AWAY		0-1-0		0-1-0		0-1-0											
0-0-0		0-0-0		0-0-0		NEUTRAL		0-0-0		0-0-0		0-0-0											
13-12-0		0-0-0		0-2-0		CONFERENCE		2-5-0		1-2-0		10-3-0											
8-4-0		0-0-0		0-0-0		HOME		2-4-0		0-0-0		6-0-0											
5-6-0		0-0-0		0-2-0		AWAY		0-0-0		1-2-0		4-2-0											
0-2-0		0-0-0		0-0-0		NEUTRAL		0-1-0		0-0-0		0-1-0											
RPI	S	Opponent		Score		RPI	S	Opponent		Score		RPI	S	Opponent		Score							
8	H	North Carolina St.		3	23	27	A	East Carolina		8	7	62	H	Col. of Charleston		9	6	106	A	High Point	16	17	
19	A	North Carolina		6	11	27	H	East Carolina		5	7	62	H	Col. of Charleston		6	11	106	H	High Point	2	8	
						28	H	Wake Forest		3	4	62	H	Col. of Charleston		2	6	110	H	Liberty	10	5	
						30	A	UNCW		4	10	62	N	Col. of Charleston		8	9	150	A	Delaware	12	16	
						30	A	UNCW		3	12	76	A	UNCG		3	7	150	A	Delaware	7	6	
						37	H	Wright St.		2	10	76	H	UNCG		14	8	150	A	Delaware	3	9	
						37	H	Wright St.		11	13	89	H	William & Mary		7	14	159	H	Campbell	14	2	
						37	H	Wright St.		2	11	89	H	William & Mary		13	7	162	H	Stony Brook	1	4	
						37	H	Wright St.		7	9	89	H	William & Mary		5	10	166	A	Northeastern	2	0	
																		166	A	Northeastern	3	2	
																		166	A	Northeastern	3	6	
																		166	N	Northeastern	0	3	
																		178	A	James Madison	10	13	
																		178	A	James Madison	9	2	
																		178	A	James Madison	12	4	
																		195	H	Richmond	5	10	
																		195	H	Richmond	4	16	
																		225	H	Towson	5	2	
																		225	H	Towson	9	8	
																		225	H	Towson	7	6	
																		241	H	Appalachian St.	4	3	
																		249	H	Hofstra	10	5	
																		249	H	Hofstra	7	2	
																		249	H	Hofstra	14	8	
																		260	H	The Citadel	8	3	
																		260	H	The Citadel	5	3	
																		260	H	The Citadel	8	13	
LAST 15 GAMES																							
166 N Northeastern						0	3	150 A Delaware						3	9	249 H Hofstra						7	2
62 N Col. of Charleston						8	9	287 H N.C. A&T						9	6	249 H Hofstra						14	8
195 H Richmond						5	10	178 A James Madison						12	4	260 H The Citadel						8	3
195 H Richmond						4	16									260 H The Citadel						5	3
159 H Campbell						14	2									260 H The Citadel						8	13

Non-Div. I Games:

Elon

Elon

150	A	Delaware	12	16
150	A	Delaware	7	6

Through Games Of June 30, 2016

RPI	S	Opponent	Score	
262	H	Bowling Green	2	6
277	H	La Salle	7	4
277	H	La Salle	7	6
277	H	La Salle	10	3
278	H	N.C. Central	9	4
287	A	N.C. A&T	7	8
287	H	N.C. A&T	9	6

Elon

E
l
o
n

E
l
o
n

Average RPI Win: 152		WON-LOST	WINNING	LAST 15	STRENGTH OF		OPP. STRENGTH	TEAM	ADJ	CONF.	ADJ CONF.
Average RPI Loss: 99		RECORD	PCT. RANK	GAMES	SCHEDULE		OF SCHEDULE	RPI	RPI	RPI	RPI
DIV. I ONLY		22-39-0	.36066	245	6-9-0		134	76	207	.46981	207
DIV. I NON-CONF.		10-22-0	.3125	249	1-1-0		217	122	261	.43624	261
TOTALS		RPI 1-25	RPI 26-50		W-L RECORDS		RPI 51-100		RPI 101-150		RPI 150+
22-39-0		0-3-0	5-8-0		OVERALL		3-9-0		4-12-0		10-7-0
10-17-0		0-1-0	2-4-0		HOME		0-3-0		2-7-0		6-2-0
7-17-0		0-2-0	1-2-0		AWAY		2-4-0		2-5-0		2-4-0
5-5-0		0-0-0	2-2-0		NEUTRAL		1-2-0		0-0-0		2-1-0
10-22-0		0-3-0	0-0-0		NON-CONFERENCE		2-7-0		1-6-0		7-6-0
6-9-0		0-1-0	0-0-0		HOME		0-3-0		0-3-0		6-2-0
2-10-0		0-2-0	0-0-		AWAY		1-2-0		1-3-0		0-3-0
2-3-0		0-0-0	0-0-0		NEUTRAL		1-2-0		0-0-0		1-1-0
12-17-0		0-0-0	5-8-0		CONFERENCE		1-2-0		3-6-0		3-1-0
4-8-0		0-0-0	2-4-0		HOME		0-0-0		2-4-0		0-0-0
5-7-0		0-0-0	1-2-0		AWAY		1-2-0		1-2-0		2-1-0
3-2-0		0-0-0	2-2-0		NEUTRAL		0-0-0		0-0-0		1-0-0
RPI S	Opponent	Score	RPI S	Opponent	Score	RPI S	Opponent	Score	RPI S	Opponent	Score
9 A	Ole Miss	7 9	27 H	East Carolina	1 8	57 A	Houston	12 4	103 H	Austin Peay	7 9
9 H	Ole Miss	0 7	27 H	East Carolina	2 8	57 A	Houston	2 3	119 A	Arkansas St.	3 4
15 A	Mississippi St.	1 11	27 H	East Carolina	6 5	57 A	Houston	2 6	119 H	Arkansas St.	5 11
			27 N	East Carolina	5 4	81 A	Ga. Southern	0 5	120 A	Cincinnati	0 1
			32 A	Tulane	0 1	81 A	Ga. Southern	2 3	120 A	Cincinnati	4 16
			32 A	Tulane	5 9	81 A	Ga. Southern	6 4	120 A	Cincinnati	6 2
			32 A	Tulane	8 1	83 H	Missouri St.	4 6	120 H	Cincinnati	5 3
			48 H	UConn	9 11	83 H	Missouri St.	7 8	120 H	Cincinnati	3 4
			48 H	UConn	3 2	83 H	Missouri St.	4 7	120 H	Cincinnati	2 4
			48 H	UConn	1 10	88 N	Tennessee	13 8	122 A	Southern Ill.	5 11
			48 N	UConn	9 5	88 N	Tennessee	4 8	122 A	Southern Ill.	3 5
			48 N	UConn	2 6	88 N	Tennessee	2 5	122 A	Southern Ill.	7 4
			48 N	UConn	0 5				124 H	Arkansas	4 12
									146 H	UCF	1 7
									146 H	UCF	2 9
									146 H	UCF	6 1
									165 A	Middle Tenn.	2 8
									165 N	Middle Tenn.	1 3
									169 A	South Fla.	8 3
									169 A	South Fla.	4 3
									169 A	South Fla.	5 7
									169 N	South Fla.	7 5
									190 A	Belmont	6 12
									190 H	Belmont	7 8
									198 A	Murray St.	6 10
									266 N	UT Martin	7 4
									271 H	Ark.-Pine Bluff	6 5
LAST 15 GAMES											
			48 N	UConn	0 5	120 H	Cincinnati	2 4			
			48 N	UConn	9 5	266 N	UT Martin	7 4			
			169 N	South Fla.	7 5	32 A	Tulane	5 9			
			27 N	East Carolina	5 4						
			48 N	UConn	2 6						

Non-Div. I Games:

Memphis

120	H	Cincinnati	3	4
120	H	Cincinnati	5	3

RPI	S	Opponent	Score	
272	H	Eastern Ill.	9	10
272	H	Eastern Ill.	2	1
272	H	Eastern Ill.	23	0
280	H	SIUE	4	0
280	H	SIUE	4	2
280	H	SIUE	11	5

Memphis

M
e
m
p
h
i
s

M
e
m
p
h
i
s

Average RPI Win:	205	WON-LOST RECORD	WINNING PCT. RANK	LAST 15 GAMES	STRENGTH OF SCHEDULE	OPP. STRENGTH OF SCHEDULE	TEAM RPI	ADJ RPI	CONF. RPI	ADJ CONF. RPI								
DIV. I ONLY		24-33-0	.42105	212	5-10-0	159	234	208	.46971	208	24	24						
DIV. I NON-CONF.		11-19-0	.36667	221	0-0-0	112	233	202	.47195	201	25	25						
<hr/>																		
TOTALS	RPI 1-25	RPI 26-50		W-L RECORDS		RPI 51-100		RPI 101-150		RPI 150+								
24-33-0	0-1-0	0-0-0		OVERALL		3-11-0		0-3-0		21-18-0								
14-11-0	0-0-0	0-0-0		HOME		1-2-0		0-3-0		13-6-0								
8-18-0	0-1-0	0-0-0		AWAY		2-5-0		0-0-0		6-12-0								
2-4-0	0-0-0	0-0-0		NEUTRAL		0-4-0		0-0-0		2-0-0								
11-19-0	0-1-0	0-0-0		NON-CONFERENCE		2-7-0		0-3-0		9-8-0								
5-8-0	0-0-0	0-0-0		HOME		0-0-0		0-3-0		5-5-0								
5-9-0	0-1-0	0-0-		AWAY		2-5-0		0-0-0		3-3-0								
1-2-0	0-0-0	0-0-0		NEUTRAL		0-2-0		0-0-0		1-0-0								
13-14-0	0-0-0	0-0-0		CONFERENCE		1-4-0		0-0-0		12-10-0								
9-3-0	0-0-0	0-0-0		HOME		1-2-0		0-0-0		8-1-0								
3-9-0	0-0-0	0-0-0		AWAY		0-0-0		0-0-0		3-9-0								
1-2-0	0-0-0	0-0-0		NEUTRAL		0-2-0		0-0-0		1-0-0								
<hr/>																		
RPI	S	Opponent	Score		RPI	S	Opponent	Score		RPI	S	Opponent	Score					
23	A	Virginia	3	15					57	A	Houston	0	5	137	H	CSUN	5	6
								57	A	Houston	0	14	137	H	CSUN	2	4	
								57	A	Houston	2	5	137	H	CSUN	3	9	
								60	A	Maryland	19	10	167	A	Davidson	7	8	
								63	A	North Florida	0	2	167	A	Davidson	4	7	
								63	A	North Florida	7	10	167	A	Davidson	3	2	
								63	A	North Florida	7	6	172	A	UMBC	12	8	
								71	N	Kent St.	4	7	172	H	UMBC	8	10	
								71	N	Kent St.	4	6	175	N	Ball St.	2	0	
								75	H	VCU	7	8	178	H	James Madison	1	2	
								75	H	VCU	0	3	179	A	Georgetown	1	2	
								75	H	VCU	4	3	179	H	Georgetown	2	3	
								75	N	VCU	4	12	181	H	Monmouth	7	5	
								75	N	VCU	1	5	181	H	Monmouth	14	5	
												181	H	Monmouth	1	4		
												195	H	Richmond	7	6		
												195	H	Richmond	8	4		
												195	H	Richmond	7	5		
												201	A	Fordham	1	3		
												201	A	Fordham	2	7		
												201	A	Fordham	7	8		
				LAST 15 GAMES								212	H	Yale	6	1		
				75 N VCU				4	12	195 H Richmond	7	5	225 A Towson	10	2			
				240 N Saint Louis				6	1	195 H Richmond	7	6	225 H Towson	7	2			
				75 N VCU				1	5	201 A Fordham	7	8	233 A Dayton	6	2			
				240 A Saint Louis				5	8					233 A Dayton	4	2		
				240 A Saint Louis				4	9					233 A Dayton	1	2		

Non-Div. I Games:

George Washington

240 A Saint Louis	1	11
195 H Richmond	8	4

RPI	S	Opponent	Score	
236	A	Charleston So.	1	3
236	A	Charleston So.	1	12
236	A	Charleston So.	10	5
240	A	Saint Louis	5	8
240	A	Saint Louis	4	9
240	A	Saint Louis	1	11
240	N	Saint Louis	6	1
263	H	NJIT	0	6
274	H	George Mason	1	0
274	H	George Mason	14	4
274	H	George Mason	9	3
277	H	La Salle	2	1
277	H	La Salle	3	6
277	H	La Salle	4	3
291	H	Delaware St.	8	0

George Washington

G
e
o
r
g
e
W
a
s
h
i
n
g
t
o
n

G
e
o
r
g
e
W
a
s
h
i
n
g
t
o
n

Average RPI Win:	219	WON-LOST RECORD	WINNING PCT. RANK	LAST 15 GAMES	STRENGTH OF SCHEDULE	OPP. STRENGTH OF SCHEDULE	TEAM RPI	ADJ RPI	CONF. RPI	ADJ CONF. RPI	
DIV. I ONLY		29-26-0	.52727 121	12-3-0	286	230	209	.46931 209	22	22	
DIV. I NON-CONF.		13-8-0	.61905 74	2-0-0	300	275	210	.46802 210	24	24	
<hr/>											
TOTALS	RPI 1-25	RPI 26-50		W-L RECORDS	RPI 51-100		RPI 101-150		RPI 150+		
29-26-0	0-0-0	0-0-0		OVERALL	3-6-0		3-1-0		23-19-0		
10-7-0	0-0-0	0-0-0		HOME	1-2-0		0-0-0		9-5-0		
17-17-0	0-0-0	0-0-0		AWAY	1-2-0		3-1-0		13-14-0		
2-2-0	0-0-0	0-0-0		NEUTRAL	1-2-0		0-0-0		1-0-0		
<hr/>											
13-8-0	0-0-0	0-0-0		NON-CONFERENCE	0-0-0		3-1-0		10-7-0		
2-0-0	0-0-0	0-0-0		HOME	0-0-0		0-0-0		2-0-0		
11-8-0	0-0-0	0-0-		AWAY	0-0-0		3-1-0		8-7-0		
0-0-0	0-0-0	0-0-0		NEUTRAL	0-0-0		0-0-0		0-0-0		
<hr/>											
16-18-0	0-0-0	0-0-0		CONFERENCE	3-6-0		0-0-0		13-12-0		
8-7-0	0-0-0	0-0-0		HOME	1-2-0		0-0-0		7-5-0		
6-9-0	0-0-0	0-0-0		AWAY	1-2-0		0-0-0		5-7-0		
2-2-0	0-0-0	0-0-0		NEUTRAL	1-2-0		0-0-0		1-0-0		
<hr/>											
RPI S	Opponent	Score	RPI S	Opponent	Score	RPI S	Opponent	Score	RPI S	Opponent	Score
					59 A Oral Roberts		6 3	132 A Little Rock		9 7	
					59 A Oral Roberts		0 15	132 A Little Rock		9 6	
					59 A Oral Roberts		2 5	132 A Little Rock		6 8	
					59 H Oral Roberts		4 2	132 A Little Rock		4 2	
					59 H Oral Roberts		4 10	180 A Omaha		5 9	
					59 H Oral Roberts		6 14	180 A Omaha		7 14	
					59 N Oral Roberts		6 5	180 A Omaha		0 7	
					59 N Oral Roberts		3 14	180 H Omaha		1 3	
					59 N Oral Roberts		1 4	180 H Omaha		2 3	
								180 H Omaha		2 0	
								180 N Omaha		8 6	
								197 A North Dakota St.		5 15	
								197 A North Dakota St.		1 7	
								197 A North Dakota St.		6 12	
								197 H North Dakota St.		3 2	
								197 H North Dakota St.		3 1	
								197 H North Dakota St.		2 1	
								198 A Murray St.		4 9	
								230 A South Dakota St.		18 7	
								230 A South Dakota St.		7 5	
								230 A South Dakota St.		12 13	
								230 H South Dakota St.		3 9	
								230 H South Dakota St.		5 18	
								230 H South Dakota St.		6 10	
								235 A Ohio		7 1	
			235 A Ohio		0 5						
			235 A Ohio		2 7						
<hr/>											
Non-Div. I Games:			St. Francis (IN)		3 2	Ind.-South Bend		10 0	Cleary		5 1
			Goshen		10 2	IPFW					

IPFW

267 H Western Ill.	2	0
267 H Western Ill.	4	3

Through Games Of June 30, 2016

RPI	S	Opponent	Score	
266	A	UT Martin	2	3
266	A	UT Martin	7	12
266	A	UT Martin	6	5
266	A	UT Martin	4	2
267	A	Western Ill.	8	1
267	A	Western Ill.	11	5
267	A	Western Ill.	9	1
267	H	Western Ill.	6	3
267	H	Western Ill.	2	0
267	H	Western Ill.	4	3
275	A	Purdue	4	3
275	H	Purdue	6	5
276	A	Butler	1	4
276	H	Butler	1	0
292	A	Chicago St.	5	4
297	A	Alabama A&M	7	6
297	A	Alabama A&M	8	1
297	A	Alabama A&M	9	7
297	A	Alabama A&M	4	6

IPFW

I
P
F
W

I
P
F
W

Average RPI Win: 197		WON-LOST	WINNING	LAST 15	STRENGTH OF		OPP. STRENGTH	TEAM	ADJ	CONF.	ADJ CONF.				
Average RPI Loss: 145		RECORD	PCT. RANK	GAMES	SCHEDULE		OF SCHEDULE	RPI	RPI	RPI	RPI				
DIV. I ONLY		24-32-0	.42857	208	8-7-0		229	193	210	.46867	210	23	23		
DIV. I NON-CONF.		8-19-0	.2963	260	2-0-0		88	140	178	.48225	178	21	21		
TOTALS		RPI 1-25	RPI 26-50		W-L RECORDS		RPI 51-100		RPI 101-150		RPI 150+				
24-32-0		0-1-0	0-5-0		OVERALL		1-2-0		3-6-0		20-18-0				
9-9-0		0-0-0	0-0-0		HOME		0-0-0		1-1-0		8-8-0				
14-16-0		0-1-0	0-1-0		AWAY		0-1-0		2-5-0		12-8-0				
1-7-0		0-0-0	0-4-0		NEUTRAL		1-1-0		0-0-0		0-2-0				
8-19-0		0-1-0	0-5-0		NON-CONFERENCE		1-2-0		3-6-0		4-5-0				
2-1-0		0-0-0	0-0-0		HOME		0-0-0		1-1-0		1-0-0				
5-13-0		0-1-0	0-0-		AWAY		0-1-0		2-5-0		3-5-0				
1-5-0		0-0-0	0-4-0		NEUTRAL		1-1-0		0-0-0		0-0-0				
16-13-0		0-0-0	0-0-0		CONFERENCE		0-0-0		0-0-0		16-13-0				
7-8-0		0-0-0	0-0-0		HOME		0-0-0		0-0-0		7-8-0				
9-3-0		0-0-0	0-0-0		AWAY		0-0-0		0-0-0		9-3-0				
0-2-0		0-0-0	0-0-0		NEUTRAL		0-0-0		0-0-0		0-2-0				
RPI S	Opponent	Score		RPI S	Opponent	Score		RPI S	Opponent	Score		RPI S	Opponent	Score	
16 A	Vanderbilt	2	9	26 N	Boston College	1	5	55 N	Illinois	3	5	103 A	Austin Peay	1	14
				26 N	Boston College	1	2	55 N	Illinois	9	3	122 A	Southern Ill.	2	5
				26 N	Boston College	0	5	73 A	Iowa	3	12	122 A	Southern Ill.	1	0
				26 N	Boston College	0	17					136 A	Evansville	10	11
				50 A	Minnesota	10	12					136 A	Evansville	6	8
												136 A	Evansville	2	5
												138 H	Valparaiso	11	10
												143 A	Milwaukee	7	3
												143 H	Milwaukee	6	7
												164 H	Miami (OH)	6	1
												164 H	Miami (OH)	0	7
												164 H	Miami (OH)	0	2
												175 H	Ball St.	3	4
												175 H	Ball St.	14	8
												175 H	Ball St.	3	2
												185 A	Eastern Mich.	2	3
												185 A	Eastern Mich.	2	1
												185 A	Eastern Mich.	9	5
												185 N	Eastern Mich.	2	6
												190 A	Belmont	4	1
												190 A	Belmont	13	15
												190 A	Belmont	4	5
												192 A	Ill.-Chicago	5	2
												192 H	Ill.-Chicago	11	6
												198 A	Murray St.	12	15
												198 A	Murray St.	16	29
												198 A	Murray St.	4	17
LAST 15 GAMES				185 N	Eastern Mich.	2	6	185 A	Eastern Mich.	2	1				
				203 N	Toledo	7	11	185 A	Eastern Mich.	9	5				
				175 H	Ball St.	3	2	203 H	Toledo	2	11				
				175 H	Ball St.	3	4								
				175 H	Ball St.	14	8								

Non-Div. I Games:

Northern Ill.

Northern Ill.

143	A	Milwaukee	7	3
185	A	Eastern Mich.	2	3

Through Games Of June 30, 2016

RPI	S	Opponent	Score	
198	A	Murray St.	12	10
203	H	Toledo	8	9
203	H	Toledo	2	11
203	H	Toledo	0	5
203	N	Toledo	7	11
214	A	Western Mich.	5	2
214	A	Western Mich.	17	3
214	A	Western Mich.	12	15
220	H	Central Mich.	9	6
220	H	Central Mich.	3	2
220	H	Central Mich.	6	7
235	A	Ohio	2	0
235	A	Ohio	2	4
235	A	Ohio	3	1
243	H	Buffalo	17	7
243	H	Buffalo	9	2
243	H	Buffalo	2	7
262	A	Bowling Green	6	0
262	A	Bowling Green	2	0
262	A	Bowling Green	20	4

Northern Ill.

N
o
r
t
h
e
r
n
I
l
l
.

N
o
r
t
h
e
r
n
I
l
l
.

Average RPI Win:	220	WON-LOST RECORD	WINNING PCT. RANK	LAST 15 GAMES	STRENGTH OF SCHEDULE	OPP. STRENGTH OF SCHEDULE	TEAM RPI	ADJ RPI	CONF. RPI	ADJ CONF. RPI	
Average RPI Loss:	144										
DIV. I ONLY	23-30-0	.43396	205	7-8-0	235	243	211	.46724	211	20	20
DIV. I NON-CONF.	12-14-0	.46154	166	1-1-0	284	280	226	.46178	226	19	19
<hr/>											
TOTALS	RPI 1-25	RPI 26-50		W-L RECORDS	RPI 51-100		RPI 101-150		RPI 150+		
23-30-0	0-3-0	0-0-0		OVERALL	1-4-0		2-10-0		20-13-0		
9-8-0	0-0-0	0-0-0		HOME	0-2-0		1-3-0		8-3-0		
12-20-0	0-3-0	0-0-0		AWAY	1-2-0		1-6-0		10-9-0		
2-2-0	0-0-0	0-0-0		NEUTRAL	0-0-0		0-1-0		2-1-0		
<hr/>											
12-14-0	0-3-0	0-0-0		NON-CONFERENCE	0-0-0		1-4-0		11-7-0		
4-2-0	0-0-0	0-0-0		HOME	0-0-0		0-1-0		4-1-0		
8-12-0	0-3-0	0-0-		AWAY	0-0-0		1-3-0		7-6-0		
0-0-0	0-0-0	0-0-0		NEUTRAL	0-0-0		0-0-0		0-0-0		
<hr/>											
11-16-0	0-0-0	0-0-0		CONFERENCE	1-4-0		1-6-0		9-6-0		
5-6-0	0-0-0	0-0-0		HOME	0-2-0		1-2-0		4-2-0		
4-8-0	0-0-0	0-0-0		AWAY	1-2-0		0-3-0		3-3-0		
2-2-0	0-0-0	0-0-0		NEUTRAL	0-0-0		0-1-0		2-1-0		
<hr/>											
RPI	S	Opponent	Score	RPI	S	Opponent	Score	RPI	S	Opponent	Score
13	A	South Carolina	1 10					66	A	Hartford	6 7
13	A	South Carolina	1 8					66	A	Hartford	3 6
13	A	South Carolina	2 6					66	A	Hartford	9 5
								66	H	Hartford	1 6
								66	H	Hartford	0 11

Non-Div. I Games:

Albany (NY)

162 A Stony Brook	0	4
162 A Stony Brook	2	7

RPI	S	Opponent	Score	
221	A	UMass Lowell	5	2
239	A	Harvard	3	0
239	A	Harvard	2	3
245	H	Maine	2	5
245	H	Maine	9	4
245	H	Maine	7	1
245	N	Maine	9	8
252	A	Marist	0	2
279	A	NYIT	5	2
279	A	NYIT	0	3
279	A	NYIT	0	4
279	A	NYIT	7	2
287	A	N.C. A&T	4	13
287	A	N.C. A&T	14	3
287	A	N.C. A&T	9	2
295	H	Saint Peter's	5	2
295	H	Saint Peter's	5	0
295	H	Saint Peter's	17	5

A
l
b
a
n
y
(
N
Y
)

A
l
b
a
n
y
(
N
Y
)

Average RPI Win: 202		WON-LOST	WINNING	LAST 15	STRENGTH OF		OPP. STRENGTH	TEAM	ADJ		CONF.	ADJ CONF.
Average RPI Loss: 164		RECORD	PCT. RANK	GAMES	SCHEDULE		OF SCHEDULE	RPI	RPI		RPI	RPI
DIV. I ONLY		18-28-1	.39362	224	6-8-0		170	255	212		25	25
DIV. I NON-CONF.		5-17-1	.23913	273	0-0-0		56	251	222		22	22
TOTALS		RPI 1-25	RPI 26-50		W-L RECORDS		RPI 51-100		RPI 101-150		RPI 150+	
18-28-1		0-3-0	0-1-0		OVERALL		0-1-0		3-5-1		15-18-0	
8-9-0		0-0-0	0-0-0		HOME		0-0-0		2-0-0		6-9-0	
9-17-1		0-3-0	0-1-0		AWAY		0-1-0		0-3-1		9-9-0	
1-2-0		0-0-0	0-0-0		NEUTRAL		0-0-0		1-2-0		0-0-0	
5-17-1		0-3-0	0-1-0		NON-CONFERENCE		0-1-0		0-3-1		5-9-0	
2-4-0		0-0-0	0-0-0		HOME		0-0-0		0-0-0		2-4-0	
3-13-1		0-3-0	0-0-		AWAY		0-1-0		0-3-1		3-5-0	
0-0-0		0-0-0	0-0-0		NEUTRAL		0-0-0		0-0-0		0-0-0	
13-11-0		0-0-0	0-0-0		CONFERENCE		0-0-0		3-2-0		10-9-0	
6-5-0		0-0-0	0-0-0		HOME		0-0-0		2-0-0		4-5-0	
6-4-0		0-0-0	0-0-0		AWAY		0-0-0		0-0-0		6-4-0	
1-2-0		0-0-0	0-0-0		NEUTRAL		0-0-0		1-2-0		0-0-0	
RPI S	Opponent	Score	RPI S	Opponent	Score	RPI S	Opponent	Score	RPI S	Opponent	Score	
4 A	Texas A&M	5 12	48 A	UConn	2 8	66 A	Hartford	8 15	108 H	Princeton	6 3	
4 A	Texas A&M	2 10							108 H	Princeton	6 1	
4 A	Texas A&M	0 13							108 N	Princeton	8 7	
									108 N	Princeton	1 2	
									108 N	Princeton	2 6	
									134 A	Navy	4 11	
									134 A	Navy	2 2	
									134 A	Navy	2 3	
									134 A	Navy	2 8	
									158 H	Holy Cross	2 4	
									158 H	Holy Cross	10 5	
									158 H	Holy Cross	1 8	
									160 A	Sacred Heart	0 7	
									160 H	Sacred Heart	0 9	
									174 H	Fairfield	1 2	
									174 H	Fairfield	2 1	
									179 A	Georgetown	4 5	
									182 A	Columbia	9 7	
									182 A	Columbia	14 5	
									208 A	George Washington	1 6	
									218 A	Quinnipiac	8 6	
									226 A	Dartmouth	7 6	
									226 A	Dartmouth	4 3	
									226 A	Dartmouth	4 10	
									226 A	Dartmouth	5 3	
									226 H	Dartmouth	5 4	
									234 A	Penn	3 19	
LAST 15 GAMES			LAST 15 GAMES			LAST 15 GAMES			LAST 15 GAMES			
			108 N	Princeton	1 2	237 A	Brown	4 7	226 A	Dartmouth	4 3	
			108 N	Princeton	2 6	226 A	Dartmouth	4 3	226 A	Dartmouth	4 10	
			108 N	Princeton	8 7	226 A	Dartmouth	4 10	226 A	Dartmouth	5 3	
			226 H	Dartmouth	5 4				226 H	Dartmouth	5 4	
			237 H	Brown	3 4							

Non-Div. I Games: Wesleyan (CT) 15 2

Yale

237 H Brown	3	10
237 A Brown	12	1

RPI	S	Opponent	Score	
234	A	Penn	2	3
237	A	Brown	4	7
237	A	Brown	12	1
237	H	Brown	3	10
237	H	Brown	3	4
239	H	Harvard	1	9
239	H	Harvard	3	6
239	H	Harvard	3	2
239	H	Harvard	2	5
251	H	Cornell	4	2
251	H	Cornell	9	8
261	A	Bucknell	0	5
261	A	Bucknell	5	4
261	A	Bucknell	9	13
261	A	Bucknell	10	0

Y
a
l
e

Y
a
l
e

Average RPI Win: 195		WON-LOST RECORD		WINNING PCT. RANK		LAST 15 GAMES		STRENGTH OF SCHEDULE		OPP. STRENGTH OF SCHEDULE		TEAM RPI		ADJ RPI		CONF. RPI		ADJ CONF. RPI					
DIV. I ONLY		25-28-1		.47222 175		6-9-0		223		210		213		.46615 213		28		28					
DIV. I NON-CONF.		12-14-1		.46296 165		1-2-0		115		97		171		.48476 170		27		27					
TOTALS		RPI 1-25		RPI 26-50		W-L RECORDS		RPI 51-100		RPI 101-150		RPI 150+											
25-28-1		0-0-0		2-4-0		OVERALL		1-5-0		6-10-0		16-9-1											
13-17-0		0-0-0		2-4-0		HOME		1-2-0		3-7-0		7-4-0											
11-11-1		0-0-0		0-0-0		AWAY		0-3-0		2-3-0		9-5-1											
1-0-0		0-0-0		0-0-0		NEUTRAL		0-0-0		1-0-0		0-0-0											
12-14-1		0-0-0		2-4-0		NON-CONFERENCE		1-5-0		4-3-0		5-2-1											
9-9-0		0-0-0		2-4-0		HOME		1-2-0		2-2-0		4-1-0											
2-5-1		0-0-0		0-0-		AWAY		0-3-0		1-1-0		1-1-1											
1-0-0		0-0-0		0-0-0		NEUTRAL		0-0-0		1-0-0		0-0-0											
13-14-0		0-0-0		0-0-0		CONFERENCE		0-0-0		2-7-0		11-7-0											
4-8-0		0-0-0		0-0-0		HOME		0-0-0		1-5-0		3-3-0											
9-6-0		0-0-0		0-0-0		AWAY		0-0-0		1-2-0		8-4-0											
0-0-0		0-0-0		0-0-0		NEUTRAL		0-0-0		0-0-0		0-0-0											
RPI	S	Opponent		Score		RPI	S	Opponent		Score		RPI	S	Opponent		Score		RPI	S	Opponent		Score	
				33	H	Gonzaga		7	1	57	A	Houston		0	5	115	A	Seattle		1	4		
				33	H	Gonzaga		9	21	57	A	Houston		1	5	115	A	Seattle		3	10		
				33	H	Gonzaga		3	0	57	A	Houston		1	3	115	A	Seattle		8	4		
				33	H	Gonzaga		2	11	61	H	St. Mary's (CA)		8	3	121	H	Cal Poly		3	2		
				47	H	New Mexico		6	10	87	H	Nevada		10	11	121	H	Cal Poly		16	3		
				47	H	New Mexico		5	6	88	H	Tennessee		8	25	121	H	Cal Poly		0	7		
																126	A	Kansas St.		6	10		
																129	H	Utah Valley		4	5		
																129	H	Utah Valley		3	6		
																129	H	Utah Valley		2	1		
																140	A	UNLV		10	8		
																140	H	UNLV		2	7		
																141	N	San Francisco		6	5		
																145	H	New Mexico St.		4	5		
																145	H	New Mexico St.		6	7		
																145	H	New Mexico St.		3	4		
																171	H	Sacramento St.		4	3		
																171	H	Sacramento St.		1	4		
																171	H	Sacramento St.		3	8		
																180	H	Omaha		9	4		
																180	H	Omaha		12	4		
																180	H	Omaha		2	7		
																199	A	Kansas		5	5		
																220	H	Central Mich.		5	4		
																220	H	Central Mich.		3	1		
																232	A	San Jose St.		10	5		
																232	A	San Jose St.		6	7		
LAST 15 GAMES																							

Non-Div. I Games:

Grand Canyon

171 H Sacramento St.	3	8
171 H Sacramento St.	1	4

RPI	S	Opponent	Score	
253	A	CSU Bakersfield	9	3
253	A	CSU Bakersfield	9	4
253	A	CSU Bakersfield	9	6
270	A	Northern Colo.	2	6
270	A	Northern Colo.	9	10
270	A	Northern Colo.	7	11
281	A	UTRGV	10	0
281	A	UTRGV	10	0
281	A	UTRGV	3	4
289	A	North Dakota	9	4
289	A	North Dakota	14	2
289	A	North Dakota	8	2
292	H	Chicago St.	7	2
292	H	Chicago St.	2	4
292	H	Chicago St.	10	5

Grand Canyon

G
r
a
n
d
C
a
n
y
o
n

G
r
a
n
d
C
a
n
y
o
n

Average RPI Win:	196	WON-LOST RECORD	WINNING PCT. RANK	LAST 15 GAMES		STRENGTH OF SCHEDULE	OPP. STRENGTH OF SCHEDULE	TEAM RPI	ADJ RPI	CONF. RPI	ADJ CONF. RPI				
Average RPI Loss:	164														
DIV. I ONLY		22-34-0	.39286	225	8-7-0	215	229	214	.46562	214	23	23			
DIV. I NON-CONF.		3-20-0	.13043	293	0-3-0	172	197	281	.41045	281	21	21			
<hr/>															
TOTALS	RPI 1-25		RPI 26-50		W-L RECORDS		RPI 51-100		RPI 101-150		RPI 150+				
22-34-0	0-2-0		0-1-0		OVERALL		2-3-0		1-6-0		19-22-0				
7-5-0	0-0-0		0-0-0		HOME		0-0-0		0-1-0		7-4-0				
9-23-0	0-2-0		0-0-0		AWAY		1-3-0		0-3-0		8-14-0				
6-6-0	0-0-0		0-1-0		NEUTRAL		1-0-0		1-2-0		4-3-0				
3-20-0	0-2-0		0-1-0		NON-CONFERENCE		0-1-0		1-6-0		2-10-0				
0-1-0	0-0-0		0-0-0		HOME		0-0-0		0-1-0		0-0-0				
1-14-0	0-2-0		0-0-		AWAY		0-1-0		0-3-0		1-8-0				
2-5-0	0-0-0		0-1-0		NEUTRAL		0-0-0		1-2-0		1-2-0				
19-14-0	0-0-0		0-0-0		CONFERENCE		2-2-0		0-0-0		17-12-0				
7-4-0	0-0-0		0-0-0		HOME		0-0-0		0-0-0		7-4-0				
8-9-0	0-0-0		0-0-0		AWAY		1-2-0		0-0-0		7-7-0				
4-1-0	0-0-0		0-0-0		NEUTRAL		1-0-0		0-0-0		3-1-0				
<hr/>															
RPI	S	Opponent	Score	RPI	S	Opponent	Score	RPI	S	Opponent	Score	RPI	S	Opponent	Score
2	A	Louisville	1 6	37	N	Wright St.	3 10	71	A	Kent St.	5 4	109	N	Bradley	6 3
22	A	Georgia Tech	0 13					71	A	Kent St.	7 9	109	N	Bradley	5 16
								71	A	Kent St.	2 13	138	H	Valparaiso	4 8
								71	N	Kent St.	12 7	139	N	Saint Joseph's	8 17
								78	A	Michigan St.	5 6	142	A	Florida A&M	0 9
												142	A	Florida A&M	5 12
												142	A	Florida A&M	1 2
												161	A	Kennesaw St.	4 7
												164	A	Miami (OH)	6 11
												164	A	Miami (OH)	5 3
												164	A	Miami (OH)	4 2
												164	N	Miami (OH)	10 6
												165	A	Middle Tenn.	2 3
												168	A	Oakland	4 9
												175	A	Ball St.	3 13
												175	A	Ball St.	1 21
												175	A	Ball St.	2 7
												175	N	Ball St.	5 1
												179	N	Georgetown	12 5
												185	H	Eastern Mich.	3 5
												185	H	Eastern Mich.	7 4
												185	H	Eastern Mich.	6 2
												190	A	Belmont	1 3
												193	A	Lipscomb	0 1
												197	N	North Dakota St.	2 4
												203	A	Toledo	10 2
												203	A	Toledo	3 11

Non-Div. I Games:

Western Mich.

164 N Miami (OH)	10	6
175 N Ball St.	5	1

RPI	S	Opponent	Score	
203	A	Toledo	3	1
210	H	Northern Ill.	2	5
210	H	Northern Ill.	3	17
210	H	Northern Ill.	15	12
219	N	Illinois St.	1	2
220	A	Central Mich.	2	1
220	A	Central Mich.	1	8
220	A	Central Mich.	1	3
220	N	Central Mich.	4	0
220	N	Central Mich.	3	10
228	A	Georgia St.	2	3
235	H	Ohio	5	7
235	H	Ohio	6	0
235	H	Ohio	14	7
262	A	Bowling Green	11	0
262	A	Bowling Green	3	2
262	H	Bowling Green	1	0
262	H	Bowling Green	6	5
276	A	Butler	2	0
276	A	Butler	3	7
292	A	Chicago St.	3	6

Western Mich.

W
e
s
t
e
r
n
M
i
c
h
.

W
e
s
t
e
r
n
M
i
c
h
.

Average RPI Win:		202	WON-LOST		WINNING		LAST 15		STRENGTH OF		OPP. STRENGTH		TEAM		ADJ		CONF.		ADJ CONF.				
Average RPI Loss:		155	RECORD		PCT. RANK		GAMES		SCHEDULE		OF SCHEDULE		RPI		RPI		RPI		RPI				
DIV. I ONLY			24-31-0		.43636	201	7-8-0		217		225		215		.46484	215	21		21				
DIV. I NON-CONF.			11-14-0		.44	181	1-1-0		212		271		208		.46926	208	23		23				
TOTALS		RPI 1-25		RPI 26-50		W-L RECORDS		RPI 51-100		RPI 101-150		RPI 150+											
24-31-0		1-1-0		0-1-0		OVERALL		4-7-0		3-6-0		16-16-0											
12-13-0		0-0-0		0-0-0		HOME		0-3-0		3-3-0		9-7-0											
9-18-0		1-1-0		0-1-0		AWAY		3-4-0		0-3-0		5-9-0											
3-0-0		0-0-0		0-0-0		NEUTRAL		1-0-0		0-0-0		2-0-0											
11-14-0		1-1-0		0-1-0		NON-CONFERENCE		2-3-0		1-2-0		7-7-0											
4-6-0		0-0-0		0-0-0		HOME		0-0-0		1-2-0		3-4-0											
4-8-0		1-1-0		0-0-		AWAY		1-3-0		0-0-0		2-3-0											
3-0-0		0-0-0		0-0-0		NEUTRAL		1-0-0		0-0-0		2-0-0											
13-17-0		0-0-0		0-0-0		CONFERENCE		2-4-0		2-4-0		9-9-0											
8-7-0		0-0-0		0-0-0		HOME		0-3-0		2-1-0		6-3-0											
5-10-0		0-0-0		0-0-0		AWAY		2-1-0		0-3-0		3-6-0											
0-0-0		0-0-0		0-0-0		NEUTRAL		0-0-0		0-0-0		0-0-0											
RPI	S	Opponent		Score		RPI	S	Opponent		Score		RPI	S	Opponent		Score		RPI	S	Opponent		Score	
2	A	Louisville		2	14	30	A	UNCW		7	10	58	H	Southeast Mo. St.		1	4	103	A	Austin Peay		3	4
15	A	Mississippi St.		16	12							58	H	Southeast Mo. St.		1	2	103	A	Austin Peay		1	10
												58	H	Southeast Mo. St.		3	7	103	A	Austin Peay		4	14
												64	A	Marshall		0	6	117	H	Morehead St.		8	6
												64	A	Marshall		4	5	117	H	Morehead St.		19	3
												70	A	Kentucky		5	4	117	H	Morehead St.		2	16
												75	N	VCU		12	2	136	H	Evansville		2	10
												88	A	Tennessee		3	4	136	H	Evansville		6	5
												92	A	Jacksonville St.		7	5	136	H	Evansville		0	4
												92	A	Jacksonville St.		19	13	190	A	Belmont		2	1
												92	A	Jacksonville St.		3	9	190	A	Belmont		5	6
																		190	A	Belmont		5	6
																		191	A	Tennessee Tech		5	7
																		191	A	Tennessee Tech		6	7
																		191	A	Tennessee Tech		4	7
																		193	A	Lipscomb		2	3
																		193	A	Lipscomb		13	7
																		193	A	Lipscomb		2	4
																		198	H	Murray St.		6	8
																		198	H	Murray St.		5	14
																		198	H	Murray St.		8	3
						LAST 15 GAMES												230	N	South Dakota St.		10	1
						191	A	Tennessee Tech		5	7	92	A	Jacksonville St.		3	9	230	N	South Dakota St.		6	4
						191	A	Tennessee Tech		6	7	92	A	Jacksonville St.		19	13	233	A	Dayton		2	5
						191	A	Tennessee Tech		4	7	70	A	Kentucky		5	4	235	H	Ohio		4	10
						198	H	Murray St.		5	14							247	H	ETSU		8	17
						198	H	Murray St.		8	3							266	A	UT Martin		5	4

Non-Div. I Games:

Eastern Ky.

Eastern Ky.

198 H Murray St.	6	8
92 A Jacksonville St.	7	5

Through Games Of June 30, 2016

RPI	S	Opponent	Score	
266	A	UT Martin	6	20
266	A	UT Martin	16	1
272	H	Eastern Ill.	7	5
272	H	Eastern Ill.	8	7
272	H	Eastern Ill.	9	3
280	H	SIUE	8	4
280	H	SIUE	3	7
280	H	SIUE	12	1
294	H	UMES	17	1
294	H	UMES	4	5
294	H	UMES	20	2
294	H	UMES	14	3
297	A	Alabama A&M	11	6
297	H	Alabama A&M	1	3

Eastern Ky.

E
a
s
t
e
r
n
K
y
.

E
a
s
t
e
r
n
K
y
.

Average RPI Win: 209		WON-LOST	WINNING	LAST 15	STRENGTH OF		OPP. STRENGTH	TEAM	ADJ		CONF.	ADJ CONF.
Average RPI Loss: 75		RECORD	PCT. RANK	GAMES	SCHEDULE		OF SCHEDULE	RPI	RPI		RPI	RPI
DIV. I ONLY		15-37-0	.28846	275	3-12-0		49	118	216		12	12
DIV. I NON-CONF.		7-13-0	.35	230	0-4-0		7	101	139		10	10
TOTALS		RPI 1-25	RPI 26-50		W-L RECORDS		RPI 51-100		RPI 101-150		RPI 150+	
15-37-0		1-10-0	0-6-0		OVERALL		1-9-0		0-6-0		13-6-0	
11-17-0		1-1-0	0-3-0		HOME		1-5-0		0-3-0		9-5-0	
4-19-0		0-8-0	0-3-0		AWAY		0-4-0		0-3-0		4-1-0	
0-1-0		0-1-0	0-0-0		NEUTRAL		0-0-0		0-0-0		0-0-0	
7-13-0		1-10-0	0-0-0		NON-CONFERENCE		0-1-0		0-0-0		6-2-0	
7-3-0		1-1-0	0-0-0		HOME		0-0-0		0-0-0		6-2-0	
0-9-0		0-8-0	0-0-		AWAY		0-1-0		0-0-0		0-0-0	
0-1-0		0-1-0	0-0-0		NEUTRAL		0-0-0		0-0-0		0-0-0	
8-24-0		0-0-0	0-6-0		CONFERENCE		1-8-0		0-6-0		7-4-0	
4-14-0		0-0-0	0-3-0		HOME		1-5-0		0-3-0		3-3-0	
4-10-0		0-0-0	0-3-0		AWAY		0-3-0		0-3-0		4-1-0	
0-0-0		0-0-0	0-0-0		NEUTRAL		0-0-0		0-0-0		0-0-0	
RPI S	Opponent	Score	RPI S	Opponent	Score	RPI S	Opponent	Score	RPI S	Opponent	Score	
4 A	Texas A&M	4 10	40 A	Sam Houston St.	1 3	51 A	Northwestern St.	9 10	102 A	McNeese St.	3 4	
6 A	TCU	4 6	40 A	Sam Houston St.	3 6	51 A	Northwestern St.	0 2	102 A	McNeese St.	0 3	
12 A	Arizona	3 8	40 A	Sam Houston St.	1 2	51 A	Northwestern St.	3 4	102 A	McNeese St.	6 10	
12 A	Arizona	1 12	44 H	Southeastern La.	2 10	67 A	Oklahoma	1 7	105 H	SFA	2 7	
14 H	Texas Tech	2 7	44 H	Southeastern La.	3 4	77 H	Lamar	6 16	105 H	SFA	2 11	
14 N	Texas Tech	4 5	44 H	Southeastern La.	7 9	77 H	Lamar	5 7	105 H	SFA	4 13	
21 A	Oklahoma St.	2 8				77 H	Lamar	5 8	166 H	Northeastern	3 4	
21 A	Oklahoma St.	0 16				86 H	New Orleans	4 6	166 H	Northeastern	4 3	
21 A	Oklahoma St.	4 8				86 H	New Orleans	0 1	166 H	Northeastern	1 0	
25 A	Dallas Baptist	2 3				86 H	New Orleans	6 1	166 H	Northeastern	2 3	
25 H	Dallas Baptist	3 2							184 A	Nicholls St.	5 3	
									184 A	Nicholls St.	5 4	
									184 A	Nicholls St.	2 4	
									194 H	Houston Baptist	2 3	
									194 H	Houston Baptist	9 0	
									194 H	Houston Baptist	1 4	
									229 H	A&M-Corpus Christi	4 0	
									229 H	A&M-Corpus Christi	4 0	
									229 H	A&M-Corpus Christi	4 11	
									273 A	Incarnate Word	2 1	
									273 A	Incarnate Word	1 0	
									281 H	UTRGV	3 1	
									281 H	UTRGV	5 2	
									281 H	UTRGV	7 2	
									281 H	UTRGV	6 5	
			LAST 15 GAMES									
12 A	Arizona	3 8	273 A	Incarnate Word	2 1							
12 A	Arizona	1 12	14 H	Texas Tech	2 7							
51 A	Northwestern St.	3 4	86 H	New Orleans	4 6							
51 A	Northwestern St.	9 10										
51 A	Northwestern St.	0 2										

Non-Div. I Games: Tex. Permian Basin 10 0

Abilene Christian

25	A	Dallas Baptist	2	3
273	A	Incarnate Word	1	0

A
b
i
l
e
n
e
C
h
r
i
s
t
i
a
n

A
b
i
l
e
n
e
C
h
r
i
s
t
i
a
n

Average RPI Win: 231		WON-LOST RECORD		WINNING PCT. RANK		LAST 15 GAMES		STRENGTH OF SCHEDULE		OPP. STRENGTH OF SCHEDULE		TEAM RPI		ADJ RPI		CONF. RPI		ADJ CONF. RPI		
DIV. I ONLY		24-31-0		.43636 201		10-5-0		233		268		217		.46382 217		29		29		
DIV. I NON-CONF.		9-18-0		.33333 239		0-1-0		144		206		206		.46984 206		29		29		
TOTALS		RPI 1-25		RPI 26-50		W-L RECORDS		RPI 51-100		RPI 101-150		RPI 150+								
24-31-0		0-3-0		0-0-0		OVERALL		1-5-0		1-3-0		22-20-0								
10-8-0		0-0-0		0-0-0		HOME		0-1-0		0-0-0		10-7-0								
11-20-0		0-3-0		0-0-0		AWAY		1-3-0		0-3-0		10-9-0								
3-3-0		0-0-0		0-0-0		NEUTRAL		0-0-0		1-0-0		2-3-0								
9-18-0		0-3-0		0-0-0		NON-CONFERENCE		1-5-0		1-3-0		7-7-0								
4-3-0		0-0-0		0-0-0		HOME		0-1-0		0-0-0		4-2-0								
4-14-0		0-3-0		0-0-		AWAY		1-4-0		0-3-0		3-4-0								
1-1-0		0-0-0		0-0-0		NEUTRAL		0-0-0		1-0-0		0-1-0								
15-13-0		0-0-0		0-0-0		CONFERENCE		0-0-0		0-0-0		15-13-0								
6-5-0		0-0-0		0-0-0		HOME		0-0-0		0-0-0		6-5-0								
7-6-0		0-0-0		0-0-0		AWAY		0-0-0		0-0-0		7-6-0								
2-2-0		0-0-0		0-0-0		NEUTRAL		0-0-0		0-0-0		2-2-0								
RPI	S	Opponent		Score		RPI	S	Opponent		Score		RPI	S	Opponent		Score				
3	A	Miami (FL)		0	10					66	H	Hartford	3	8	144	A	Seton Hall	0	5	
3	A	Miami (FL)		4	7					82	A	Old Dominion	5	6	144	A	Seton Hall	2	3	
3	A	Miami (FL)		4	14					98	A	FIU	4	8	144	A	Seton Hall	0	2	
										98	A	FIU	2	5	150	N	Delaware	10	2	
										98	A	FIU	0	6	162	A	Stony Brook	2	8	
										98	A	FIU	7	6	174	H	Fairfield	2	1	
															174	H	Fairfield	4	7	
															174	H	Fairfield	5	0	
															174	N	Fairfield	2	5	
															181	A	Monmouth	3	7	
															181	H	Monmouth	4	5	
															181	H	Monmouth	6	5	
															181	N	Monmouth	12	8	
															181	N	Monmouth	8	1	
															182	A	Columbia	12	14	
															196	H	Canisius	4	3	
															196	H	Canisius	0	3	
															196	H	Canisius	2	4	
															200	N	Virginia Tech	7	12	
															201	A	Fordham	3	12	
															201	H	Fordham	7	5	
															211	H	Albany (NY)	9	21	
															218	A	Quinnipiac	4	10	
															218	A	Quinnipiac	3	5	
															218	A	Quinnipiac	17	11	
															242	N	Siena	4	15	
															244	A	Lehigh	2	0	
				LAST 15 GAMES																
				242	N	Siena	4	15	295	A	Saint Peter's	7	2	218	A	Quinnipiac	4	10		
				181	N	Monmouth	8	1	295	A	Saint Peter's	3	2	218	A	Quinnipiac	3	5		
				181	N	Monmouth	12	8	295	A	Saint Peter's	16	8	218	A	Quinnipiac	17	11		
				174	N	Fairfield	2	5							242	N	Siena	4	15	
				284	H	Iona	11	6							244	A	Lehigh	2	0	

Non-Div. I Games:

Manhattan

284	H	Iona	3	5
284	H	Iona	9	1

RPI	S	Opponent	Score	
244	H	Lehigh	10	2
244	H	Lehigh	4	6
249	A	Hofstra	4	14
249	H	Hofstra	5	1
252	A	Marist	8	2
252	A	Marist	2	14
252	A	Marist	7	13
254	A	Army West Point	3	2
264	A	Niagara	3	1
264	A	Niagara	3	2
264	A	Niagara	4	5
279	A	NYIT	6	4
279	H	NYIT	7	6
284	H	Iona	3	5
284	H	Iona	9	1
284	H	Iona	11	6
295	A	Saint Peter's	16	8
295	A	Saint Peter's	3	2
295	A	Saint Peter's	7	2

Average RPI Win:	205	WON-LOST RECORD	WINNING PCT. RANK	LAST 15 GAMES	STRENGTH OF SCHEDULE	OPP. STRENGTH OF SCHEDULE	TEAM RPI	ADJ RPI	CONF. RPI	ADJ CONF. RPI							
DIV. I ONLY		21-31-0	.40385	219	6-9-0	244	256	218	.46343	218	29	29					
DIV. I NON-CONF.		11-17-0	.39286	210	1-1-0	219	176	162	.4886	162	29	29					
<hr/>																	
TOTALS	RPI 1-25	RPI 26-50		W-L RECORDS		RPI 51-100		RPI 101-150		RPI 150+							
21-31-0	0-0-0	0-0-0		OVERALL		2-3-0		2-6-0		17-22-0							
6-7-0	0-0-0	0-0-0		HOME		0-1-0		0-0-0		6-6-0							
14-23-0	0-0-0	0-0-0		AWAY		2-2-0		2-6-0		10-15-0							
1-1-0	0-0-0	0-0-0		NEUTRAL		0-0-0		0-0-0		1-1-0							
<hr/>																	
11-17-0	0-0-0	0-0-0		NON-CONFERENCE		2-3-0		2-6-0		7-8-0							
1-2-0	0-0-0	0-0-0		HOME		0-1-0		0-0-0		1-1-0							
10-15-0	0-0-0	0-0-		AWAY		2-2-0		2-6-0		6-7-0							
0-0-0	0-0-0	0-0-0		NEUTRAL		0-0-0		0-0-0		0-0-0							
<hr/>																	
10-14-0	0-0-0	0-0-0		CONFERENCE		0-0-0		0-0-0		10-14-0							
5-5-0	0-0-0	0-0-0		HOME		0-0-0		0-0-0		5-5-0							
4-8-0	0-0-0	0-0-0		AWAY		0-0-0		0-0-0		4-8-0							
1-1-0	0-0-0	0-0-0		NEUTRAL		0-0-0		0-0-0		1-1-0							
<hr/>																	
RPI	S	Opponent	Score	RPI	S	Opponent	Score	RPI	S	Opponent	Score						
								63	A	North Florida	3	0	101	A	Rhode Island	2	1
								63	A	North Florida	8	12	112	A	FGCU	4	8
								63	A	North Florida	5	6	112	A	FGCU	4	10
								66	A	Hartford	7	5	112	A	FGCU	10	9
								66	H	Hartford	5	11	112	A	FGCU	3	10
												144	A	Seton Hall	1	4	
												144	A	Seton Hall	1	5	
												144	A	Seton Hall	2	14	
												163	A	Bethune-Cookman	3	8	
												166	A	Northeastern	9	12	
												174	A	Fairfield	4	8	
												174	A	Fairfield	5	4	
												174	A	Fairfield	2	6	
												181	H	Monmouth	1	5	
												181	H	Monmouth	3	5	
												181	H	Monmouth	0	4	
												196	A	Canisius	5	1	
												196	A	Canisius	7	4	
												196	A	Canisius	5	13	
												200	A	Virginia Tech	3	4	
								200	A	Virginia Tech	4	13					
								200	A	Virginia Tech	2	5					
								200	A	Virginia Tech	4	2					
								205	A	Central Conn. St.	9	5					
								211	A	Albany (NY)	14	24					
								212	H	Yale	6	8					
								217	H	Manhattan	5	3					

Non-Div. I Games:

Quinnipiac

196 A Canisius	7	4
269 N Rider	2	5

RPI	S	Opponent	Score	
217	H	Manhattan	11	17
217	H	Manhattan	10	4
226	A	Dartmouth	5	4
241	A	Appalachian St.	7	2
241	A	Appalachian St.	3	2
241	A	Appalachian St.	4	3
241	A	Appalachian St.	7	10
242	A	Siena	7	0
242	A	Siena	7	8
242	A	Siena	2	3
250	H	Massachusetts	7	0
252	A	Marist	2	5
252	A	Marist	0	6
252	A	Marist	2	4
269	H	Rider	1	3
269	N	Rider	9	8
269	N	Rider	2	5
284	H	Iona	4	3
284	H	Iona	2	0
284	H	Iona	3	2

Quinnipiac

Q
u
i
n
n
i
p
i
a
c

Q
u
i
n
n
i
p
i
a
c

Average RPI Win: 167		WON-LOST	WINNING	LAST 15	STRENGTH OF		OPP. STRENGTH	TEAM	ADJ		CONF.	ADJ CONF.
Average RPI Loss: 104		RECORD	PCT. RANK	GAMES	SCHEDULE		OF SCHEDULE	RPI	RPI		RPI	RPI
DIV. I ONLY		17-37-0	.31481	268	5-10-0		119	126	219		9	9
DIV. I NON-CONF.		10-22-0	.3125	249	0-1-0		200	144	245		12	11
TOTALS		RPI 1-25	RPI 26-50		W-L RECORDS		RPI 51-100		RPI 101-150		RPI 150+	
17-37-0		0-3-0	1-3-0		OVERALL		3-14-0		4-12-0		9-5-0	
6-14-0		0-2-0	0-0-0		HOME		1-3-0		2-7-0		3-2-0	
6-19-0		0-0-0	0-3-0		AWAY		2-10-0		2-3-0		2-3-0	
5-4-0		0-1-0	1-0-0		NEUTRAL		0-1-0		0-2-0		4-0-0	
10-22-0		0-0-0	1-3-0		NON-CONFERENCE		2-9-0		0-6-0		7-4-0	
2-7-0		0-0-0	0-0-0		HOME		1-3-0		0-3-0		1-1-0	
3-13-0		0-0-0	0-0-		AWAY		1-5-0		0-2-0		2-3-0	
5-2-0		0-0-0	1-0-0		NEUTRAL		0-1-0		0-1-0		4-0-0	
7-15-0		0-3-0	0-0-0		CONFERENCE		1-5-0		4-6-0		2-1-0	
4-7-0		0-2-0	0-0-0		HOME		0-0-0		2-4-0		2-1-0	
3-6-0		0-0-0	0-0-0		AWAY		1-5-0		2-1-0		0-0-0	
0-2-0		0-1-0	0-0-0		NEUTRAL		0-0-0		0-1-0		0-0-0	
RPI S	Opponent	Score	RPI S	Opponent	Score	RPI S	Opponent	Score	RPI S	Opponent	Score	
25 H	Dallas Baptist	2 7	32 A	Tulane	0 13	55 A	Illinois	1 7	104 N	Indiana	1 14	
25 H	Dallas Baptist	1 7	32 A	Tulane	2 3	55 H	Illinois	3 8	109 H	Bradley	4 3	
25 N	Dallas Baptist	5 9	32 A	Tulane	3 9	69 A	Indiana St.	5 1	109 H	Bradley	3 5	
			36 N	Ohio St.	5 4	69 A	Indiana St.	2 3	109 H	Bradley	2 10	
						69 A	Indiana St.	5 6	122 H	Southern Ill.	1 0	
						72 H	Xavier	5 11	122 H	Southern Ill.	6 8	
						72 H	Xavier	6 5	122 H	Southern Ill.	3 7	
						72 H	Xavier	1 12	136 A	Evansville	8 6	
						78 N	Michigan St.	0 15	136 A	Evansville	3 4	
						80 A	Oregon	1 3	136 A	Evansville	4 0	
						80 A	Oregon	3 2	136 N	Evansville	3 4	
						80 A	Oregon	5 8	138 A	Valparaiso	6 8	
						80 A	Oregon	2 4	143 A	Milwaukee	3 4	
						83 A	Missouri St.	2 5	143 H	Milwaukee	1 4	
						83 A	Missouri St.	2 9	143 H	Milwaukee	5 8	
						83 A	Missouri St.	5 17	143 H	Milwaukee	3 4	
						98 A	FIU	6 11	183 H	Wichita St.	8 6	
									183 H	Wichita St.	12 15	
									183 H	Wichita St.	6 4	
									190 A	Belmont	10 13	
									190 A	Belmont	5 7	
									190 A	Belmont	23 5	
									214 N	Western Mich.	2 1	
									220 N	Central Mich.	13 7	
									240 A	Saint Louis	4 5	
									255 N	Northwestern	10 4	
									272 H	Eastern Ill.	1 2	
LAST 15 GAMES			LAST 15 GAMES			LAST 15 GAMES			LAST 15 GAMES			
			136 N	Evansville	3 4	183 H	Wichita St.	6 4	214 N	Western Mich.	2 1	
			25 N	Dallas Baptist	5 9	143 A	Milwaukee	3 4	220 N	Central Mich.	13 7	
			83 A	Missouri St.	2 5	109 H	Bradley	4 3	240 A	Saint Louis	4 5	
			83 A	Missouri St.	5 17				255 N	Northwestern	10 4	
			83 A	Missouri St.	2 9				272 H	Eastern Ill.	1 2	

Non-Div. I Games:

Illinois St.

Illinois St.

183 H Wichita St.	8	6
183 H Wichita St.	12	15

Through Games Of June 30, 2016

RPI	S	Opponent	Score	
275	H	Purdue	10	2
276	N	Butler	9	2
280	A	SIUE	9	3

Illinois St.

I
l
l
i
n
o
i
s
s
t
.

I
l
l
i
n
o
i
s
s
t
.

Average RPI Win: 185		WON-LOST	WINNING	LAST 15	STRENGTH OF		OPP. STRENGTH	TEAM	ADJ		CONF.	ADJ CONF.
Average RPI Loss: 136		RECORD	PCT. RANK	GAMES	SCHEDULE		OF SCHEDULE	RPI	RPI		RPI	RPI
DIV. I ONLY		23-37-0	.38333	234	11-4-0		185	194	220		23	23
DIV. I NON-CONF.		7-22-0	.24138	271	3-0-0		120	100	244		21	21
TOTALS		RPI 1-25	RPI 26-50		W-L RECORDS		RPI 51-100		RPI 101-150		RPI 150+	
23-37-0		0-0-0	1-2-0		OVERALL		2-14-0		0-5-0		20-16-0	
11-8-0		0-0-0	1-0-0		HOME		2-2-0		0-0-0		8-6-0	
6-20-0		0-0-0	0-1-0		AWAY		0-8-0		0-4-0		6-7-0	
6-9-0		0-0-0	0-1-0		NEUTRAL		0-4-0		0-1-0		6-3-0	
7-22-0		0-0-0	1-2-0		NON-CONFERENCE		1-12-0		0-5-0		5-3-0	
3-0-0		0-0-0	1-0-0		HOME		1-0-0		0-0-0		1-0-0	
1-15-0		0-0-0	0-0-		AWAY		0-8-0		0-4-0		1-2-0	
3-7-0		0-0-0	0-1-0		NEUTRAL		0-4-0		0-1-0		3-1-0	
16-15-0		0-0-0	0-0-0		CONFERENCE		1-2-0		0-0-0		15-13-0	
8-8-0		0-0-0	0-0-0		HOME		1-2-0		0-0-0		7-6-0	
5-5-0		0-0-0	0-0-0		AWAY		0-0-0		0-0-0		5-5-0	
3-2-0		0-0-0	0-0-0		NEUTRAL		0-0-0		0-0-0		3-2-0	
RPI S	Opponent	Score	RPI S	Opponent	Score	RPI S	Opponent	Score	RPI S	Opponent	Score	
			26 N	Boston College	3 9	55 N	Illinois	4 9	124 A	Arkansas	1 6	
			39 A	Michigan	7 9	61 N	St. Mary's (CA)	4 15	124 A	Arkansas	4 9	
			39 H	Michigan	8 7	71 H	Kent St.	2 5	124 A	Arkansas	3 4	
						71 H	Kent St.	13 10	139 N	Saint Joseph's	2 5	
						71 H	Kent St.	5 17	147 A	Stetson	3 4	
						72 A	Xavier	0 5	164 H	Miami (OH)	4 3	
						72 A	Xavier	5 8	164 H	Miami (OH)	3 7	
						72 A	Xavier	4 7	164 H	Miami (OH)	3 1	
						78 A	Michigan St.	1 4	164 N	Miami (OH)	5 3	
						78 H	Michigan St.	12 1	164 N	Miami (OH)	5 10	
						78 N	Michigan St.	3 7	168 A	Oakland	7 4	
						83 A	Missouri St.	0 2	168 H	Oakland	6 3	
						83 A	Missouri St.	1 9	175 H	Ball St.	7 10	
						83 A	Missouri St.	1 7	175 H	Ball St.	7 3	
						88 N	Tennessee	1 20	175 H	Ball St.	2 4	
						96 A	Notre Dame	6 7	175 N	Ball St.	4 0	
									185 A	Eastern Mich.	0 3	
									185 A	Eastern Mich.	3 2	
									185 A	Eastern Mich.	1 6	
									197 N	North Dakota St.	11 4	
									203 H	Toledo	3 4	
									203 H	Toledo	14 2	
									203 H	Toledo	1 0	
									210 A	Northern Ill.	7 6	
									210 A	Northern Ill.	2 3	
									210 A	Northern Ill.	6 9	
									213 A	Grand Canyon	4 5	
LAST 15 GAMES												
			214 N	Western Mich.	10 3	214 H	Western Mich.	1 2				
			214 N	Western Mich.	0 4	78 H	Michigan St.	12 1				
			164 N	Miami (OH)	5 3	164 H	Miami (OH)	3 1				
			175 N	Ball St.	4 0							
			164 N	Miami (OH)	5 10							

Non-Div. I Games: Saginaw Valley 7 4

Central Mich.

214	H	Western Mich.	3	1
214	H	Western Mich.	8	1

RPI	S	Opponent	Score	
213	A	Grand Canyon	1	3
214	H	Western Mich.	3	1
214	H	Western Mich.	8	1
214	H	Western Mich.	1	2
214	N	Western Mich.	0	4
214	N	Western Mich.	10	3
219	N	Illinois St.	7	13
235	A	Ohio	13	11
235	A	Ohio	4	5
235	A	Ohio	8	2
238	N	Villanova	9	5
262	A	Bowling Green	10	5
262	H	Bowling Green	0	4
276	N	Butler	8	3

Central Mich.

C
e
n
t
r
a
l
M
i
c
h
.

C
e
n
t
r
a
l
M
i
c
h
.

Average RPI Win: 197		WON-LOST RECORD		WINNING PCT. RANK		LAST 15 GAMES		STRENGTH OF SCHEDULE		OPP. STRENGTH OF SCHEDULE		TEAM RPI		ADJ RPI		CONF. RPI		ADJ CONF. RPI	
DIV. I ONLY		20-32-0		.38462 231		3-12-0		162		259		221		.46189 221		20		20	
DIV. I NON-CONF.		15-13-0		.53571 124		3-3-0		201		279		154		.49548 154		19		19	
TOTALS		RPI 1-25		RPI 26-50		W-L RECORDS		RPI 51-100		RPI 101-150		RPI 150+							
20-32-0		0-2-0		0-2-0		OVERALL		1-5-0		3-3-0		16-20-0							
8-14-0		0-0-0		0-2-0		HOME		1-2-0		2-1-0		5-9-0							
9-17-0		0-2-0		0-0-0		AWAY		0-3-0		1-1-0		8-11-0							
3-1-0		0-0-0		0-0-0		NEUTRAL		0-0-0		0-1-0		3-0-0							
15-13-0		0-2-0		0-2-0		NON-CONFERENCE		0-0-0		1-2-0		14-7-0							
4-6-0		0-0-0		0-2-0		HOME		0-0-0		0-0-0		4-4-0							
8-6-0		0-2-0		0-0-		AWAY		0-0-0		1-1-0		7-3-0							
3-1-0		0-0-0		0-0-0		NEUTRAL		0-0-0		0-1-0		3-0-0							
5-19-0		0-0-0		0-0-0		CONFERENCE		1-5-0		2-1-0		2-13-0							
4-8-0		0-0-0		0-0-0		HOME		1-2-0		2-1-0		1-5-0							
1-11-0		0-0-0		0-0-0		AWAY		0-3-0		0-0-0		1-8-0							
0-0-0		0-0-0		0-0-0		NEUTRAL		0-0-0		0-0-0		0-0-0							
RPI S	Opponent	Score		RPI S	Opponent	Score		RPI S	Opponent	Score		RPI S	Opponent	Score					
15 A	Mississippi St.	2	4	35 H	Bryant	4	15	66 A	Hartford	4	17	107 H	Binghamton	0	5				
15 A	Mississippi St.	2	4	48 H	UConn	2	4	66 A	Hartford	6	23	107 H	Binghamton	8	7				
								66 A	Hartford	10	14	107 H	Binghamton	2	1				
								66 H	Hartford	6	5	141 N	San Francisco	1	8				
								66 H	Hartford	3	4	150 A	Delaware	5	3				
								66 H	Hartford	0	6	150 A	Delaware	2	4				
												158 A	Holy Cross	5	2				
												162 A	Stony Brook	0	5				
												162 A	Stony Brook	3	5				
												162 A	Stony Brook	2	1				
												166 H	Northeastern	2	7				
												172 A	UMBC	5	10				
												172 A	UMBC	3	4				
												172 A	UMBC	0	1				
												172 H	UMBC	6	7				
												172 H	UMBC	3	7				
												172 H	UMBC	1	2				
												181 A	Monmouth	10	7				
												181 A	Monmouth	4	5				
												184 N	Nicholls St.	9	6				
												184 N	Nicholls St.	11	2				
LAST 15 GAMES																			
181 A	Monmouth	10	7	250 H	Massachusetts	7	3	186 A	Santa Clara	3	0	186 A	Santa Clara	4	3				
181 A	Monmouth	4	5	166 H	Northeastern	2	7	186 A	Santa Clara	1	7	186 A	Santa Clara	1	7				
242 H	Siena	9	4	172 H	UMBC	6	7	211 H	Albany (NY)	6	1	211 H	Albany (NY)	2	4				
35 H	Bryant	4	15					211 H	Albany (NY)	2	4	211 H	Albany (NY)	2	5				
66 A	Hartford	4	17																

Non-Div. I Games:

UMass Lowell

66	A	Hartford	10	14
66	A	Hartford	6	23

RPI	S	Opponent	Score	
226	A	Dartmouth	11	6
237	A	Brown	9	8
239	H	Harvard	4	9
242	H	Siena	9	4
245	A	Maine	1	8
245	A	Maine	4	7
245	A	Maine	0	1
250	H	Massachusetts	7	3
252	A	Marist	3	6
254	A	Army West Point	7	5
279	H	NYIT	6	4
279	H	NYIT	1	7
279	H	NYIT	8	0
279	H	NYIT	2	8
291	N	Delaware St.	3	0

[illegible]

Non-Div. I Games:

St. Bonaventure

240	H	Saint Louis	4	2
274	H	George Mason	16	3

RPI	S	Opponent	Score	
245	N	Maine	4	3
250	H	Massachusetts	2	3
250	H	Massachusetts	5	3
250	H	Massachusetts	7	3
261	H	Bucknell	6	4
264	A	Niagara	8	3
264	A	Niagara	3	5
264	H	Niagara	1	1
264	H	Niagara	3	4
274	H	George Mason	16	3
274	H	George Mason	3	0
274	H	George Mason	3	4
277	H	La Salle	6	3
277	H	La Salle	3	1
277	H	La Salle	5	6
288	A	Savannah St.	10	1
288	A	Savannah St.	1	7
288	A	Savannah St.	7	4
288	A	Savannah St.	9	2

St. Bonaventure

S
t
.
B
o
n
a
v
e
n
t
u
r
e

S
t
.
B
o
n
a
v
e
n
t
u
r
e

Average RPI Win:		196	WON-LOST	WINNING	LAST 15	STRENGTH OF		OPP. STRENGTH	TEAM	ADJ		CONF.	ADJ CONF.
Average RPI Loss:		135	RECORD	PCT. RANK	GAMES	SCHEDULE		OF SCHEDULE	RPI	RPI		RPI	RPI
DIV. I ONLY			22-30-0	.42308	210	5-10-0		202	155	223		15	15
DIV. I NON-CONF.			17-15-0	.53125	126	1-2-0		241	173	198		17	17
TOTALS		RPI 1-25	RPI 26-50		W-L RECORDS		RPI 51-100		RPI 101-150		RPI 150+		
22-30-0	0-2-0	0-0-0		OVERALL		2-10-0		4-5-0		16-13-0			
17-13-0	0-1-0	0-0-0		HOME		2-4-0		3-2-0		12-6-0			
5-17-0	0-1-0	0-0-0		AWAY		0-6-0		1-3-0		4-7-0			
0-0-0	0-0-0	0-0-0		NEUTRAL		0-0-0		0-0-0		0-0-0			
17-15-0	0-2-0	0-0-0		NON-CONFERENCE		0-6-0		2-1-0		15-6-0			
13-8-0	0-1-0	0-0-0		HOME		0-3-0		1-1-0		12-3-0			
4-7-0	0-1-0	0-0-0		AWAY		0-3-0		1-0-0		3-3-0			
0-0-0	0-0-0	0-0-0		NEUTRAL		0-0-0		0-0-0		0-0-0			
5-15-0	0-0-0	0-0-0		CONFERENCE		2-4-0		2-4-0		1-7-0			
4-5-0	0-0-0	0-0-0		HOME		2-1-0		2-1-0		0-3-0			
1-10-0	0-0-0	0-0-0		AWAY		0-3-0		0-3-0		1-4-0			
0-0-0	0-0-0	0-0-0		NEUTRAL		0-0-0		0-0-0		0-0-0			
RPI S	Opponent	Score	RPI S	Opponent	Score	RPI S	Opponent	Score	RPI S	Opponent	Score		
13 A	South Carolina	1 4				63 A	North Florida	3 10	112 H	FGCU	21 18		
13 H	South Carolina	6 12				63 A	North Florida	6 13	112 H	FGCU	7 3		
						63 A	North Florida	4 15	112 H	FGCU	13 15		
						70 A	Kentucky	0 3	130 A	Furman	11 3		
						70 A	Kentucky	3 5	130 H	Furman	8 2		
						70 A	Kentucky	1 3	136 H	Evansville	2 5		
						72 H	Xavier	7 8	147 A	Stetson	2 9		
						72 H	Xavier	2 3	147 A	Stetson	5 9		
						72 H	Xavier	1 6	147 A	Stetson	3 9		
						84 H	Jacksonville	4 3	153 A	Gardner-Webb	3 0		
						84 H	Jacksonville	3 2	153 H	Gardner-Webb	7 4		
						84 H	Jacksonville	3 12	161 H	Kennesaw St.	5 6		
									161 H	Kennesaw St.	6 8		
									161 H	Kennesaw St.	9 14		
									162 H	Stony Brook	8 6		
									181 H	Monmouth	7 1		
									188 A	Wofford	3 6		
									188 H	Wofford	2 0		
									193 A	Lipscomb	7 6		
									193 A	Lipscomb	6 7		
									193 A	Lipscomb	4 5		
									202 H	Radford	5 7		
									202 H	Radford	2 13		
									204 A	Presbyterian	1 3		
									204 H	Presbyterian	5 6		
									233 H	Dayton	6 4		
									236 A	Charleston So.	1 3		
			LAST 15 GAMES										
			84 H	Jacksonville	3 12	112 H	FGCU	13 15	202 H	Radford	2 13		
			84 H	Jacksonville	3 2	112 H	FGCU	21 18	204 A	Presbyterian	1 3		
			84 H	Jacksonville	4 3	112 H	FGCU	7 3	204 H	Presbyterian	5 6		
			204 A	Presbyterian	1 3				233 H	Dayton	6 4		
			63 A	North Florida	6 13				236 A	Charleston So.	1 3		

Non-Div. I Games:

USC Upstate

63	A	North Florida	3	10
63	A	North Florida	4	15

RPI	S	Opponent	Score	
236	H	Charleston So.	11	6
260	A	The Citadel	7	1
260	H	The Citadel	14	1
263	A	NJIT	2	4
263	A	NJIT	6	8
265	H	Lafayette	8	7
265	H	Lafayette	8	4
269	H	Rider	10	3
274	H	George Mason	5	4
285	A	UNC Asheville	9	3
285	H	UNC Asheville	9	3

Average RPI Win:		152	WON-LOST RECORD		WINNING PCT. RANK		LAST 15 GAMES		STRENGTH OF SCHEDULE		OPP. STRENGTH OF SCHEDULE		TEAM RPI		ADJ RPI		CONF. RPI		ADJ CONF. RPI			
DIV. I ONLY			17-36-0		.32075	266	5-10-0		100		133		224		.45939		224	8		8		
DIV. I NON-CONF.			12-17-0		.41379	198	2-1-0		171		162		221		.46242		221	11		12		
TOTALS		RPI 1-25		RPI 26-50		W-L RECORDS		RPI 51-100		RPI 101-150		RPI 150+										
17-36-0		2-1-0		1-9-0		OVERALL		0-6-0		4-10-0		10-10-0										
11-18-0		2-1-0		1-3-0		HOME		0-3-0		2-3-0		6-8-0										
5-16-0		0-0-0		0-6-0		AWAY		0-3-0		1-5-0		4-2-0										
1-2-0		0-0-0		0-0-0		NEUTRAL		0-0-0		1-2-0		0-0-0										
12-17-0		0-0-0		1-3-0		NON-CONFERENCE		0-6-0		2-3-0		9-5-0										
8-9-0		0-0-0		1-0-0		HOME		0-3-0		1-1-0		6-5-0										
3-6-0		0-0-0		0-0-		AWAY		0-3-0		0-0-0		3-0-0										
1-2-0		0-0-0		0-0-0		NEUTRAL		0-0-0		1-2-0		0-0-0										
5-19-0		2-1-0		0-6-0		CONFERENCE		0-0-0		2-7-0		1-5-0										
3-9-0		2-1-0		0-3-0		HOME		0-0-0		1-2-0		0-3-0										
2-10-0		0-0-0		0-3-0		AWAY		0-0-0		1-5-0		1-2-0										
0-0-0		0-0-0		0-0-0		NEUTRAL		0-0-0		0-0-0		0-0-0										
RPI	S	Opponent		Score		RPI	S	Opponent		Score		RPI	S	Opponent		Score						
18	H	UC Santa Barbara		6	2	38	A	Arizona St.		3	4	61	A	St. Mary's (CA)		6	7	118	H	UC Irvine	9	6
18	H	UC Santa Barbara		13	3	38	A	Arizona St.		2	3	74	A	Stanford		1	3	118	H	UC Irvine	1	11
18	H	UC Santa Barbara		3	7	38	A	Arizona St.		5	6	74	H	Stanford		2	5	118	H	UC Irvine	4	6
						39	H	Michigan		4	3	74	H	Stanford		9	14	121	A	Cal Poly	11	5
						41	H	Long Beach St.		1	14	87	A	Nevada		4	5	121	A	Cal Poly	1	2
						41	H	Long Beach St.		3	6	87	H	Nevada		1	3	121	A	Cal Poly	5	10
						41	H	Long Beach St.		1	11							129	N	Utah Valley	2	0
						42	A	Cal St. Fullerton		3	13							129	N	Utah Valley	8	10
						42	A	Cal St. Fullerton		2	3							137	A	CSUN	8	11
						42	A	Cal St. Fullerton		0	10							137	A	CSUN	4	5
																		137	A	CSUN	2	4
																		139	N	Saint Joseph's	8	10
																		141	H	San Francisco	1	2
																		141	H	San Francisco	15	3
																		152	A	UC Riverside	3	5
																		152	A	UC Riverside	5	8
																		152	A	UC Riverside	13	12
																		171	A	Sacramento St.	7	1
																		171	H	Sacramento St.	8	2
																		173	H	Hawaii	5	6
																		173	H	Hawaii	2	7
																		173	H	Hawaii	0	5
						LAST 15 GAMES																
						121	A	Cal Poly		5	10	137	A	CSUN		2	4	177	H	Air Force	6	2
						121	A	Cal Poly		11	5	137	A	CSUN		8	11	177	H	Air Force	2	5
						121	A	Cal Poly		1	2	137	A	CSUN		4	5	177	H	Air Force	8	9
						41	H	Long Beach St.		1	11							186	A	Santa Clara	8	0
						41	H	Long Beach St.		1	14							227	A	Pacific	7	4

Non-Div. I Games:

UC Davis

41	H	Long Beach St.	3	6
74	A	Stanford	1	3

RPI	S	Opponent	Score	
227	H	Pacific	9	5
227	H	Pacific	9	4
230	H	South Dakota St.	5	4
231	H	Portland	4	3
231	H	Portland	6	9
231	H	Portland	4	7
231	H	Portland	0	12

Average RPI Win: 193		WON-LOST RECORD	WINNING PCT. RANK	LAST 15 GAMES	STRENGTH OF SCHEDULE	OPP. STRENGTH OF SCHEDULE	TEAM RPI	ADJ RPI		CONF. RPI	ADJ CONF. RPI												
Average RPI Loss: 151																							
DIV. I ONLY		20-35-0	.36364 241	6-9-0	164	215	226	.45919	225	14	14												
DIV. I NON-CONF.		10-21-0	.32258 245	1-1-0	190	286	250	.4464	248	14	14												
<hr/>																							
TOTALS		RPI 1-25		RPI 26-50		W-L RECORDS		RPI 51-100		RPI 101-150		RPI 150+											
20-35-0		0-2-0		0-4-0		OVERALL		3-3-0		2-8-0		15-18-0											
12-10-0		0-0-0		0-0-0		HOME		2-1-0		2-5-0		8-4-0											
6-25-0		0-2-0		0-4-0		AWAY		1-2-0		0-3-0		5-14-0											
2-0-0		0-0-0		0-0-0		NEUTRAL		0-0-0		0-0-0		2-0-0											
10-21-0		0-2-0		0-1-0		NON-CONFERENCE		0-0-0		1-6-0		9-12-0											
4-6-0		0-0-0		0-0-0		HOME		0-0-0		1-3-0		3-3-0											
4-15-0		0-2-0		0-0-		AWAY		0-0-0		0-3-0		4-9-0											
2-0-0		0-0-0		0-0-0		NEUTRAL		0-0-0		0-0-0		2-0-0											
10-14-0		0-0-0		0-3-0		CONFERENCE		3-3-0		1-2-0		6-6-0											
8-4-0		0-0-0		0-0-0		HOME		2-1-0		1-2-0		5-1-0											
2-10-0		0-0-0		0-3-0		AWAY		1-2-0		0-0-0		1-5-0											
0-0-0		0-0-0		0-0-0		NEUTRAL		0-0-0		0-0-0		0-0-0											
RPI	S	Opponent		Score		RPI	S	Opponent		Score		RPI	S	Opponent		Score							
23	A	Virginia		8	10	28	A	Wake Forest		4	8	62	H	Col. of Charleston		4	3						
23	A	Virginia		3	4	30	A	UNCW		2	6	62	H	Col. of Charleston		4	9						
						30	A	UNCW		4	11	62	H	Col. of Charleston		7	4						
						30	A	UNCW		2	7	89	A	William & Mary		7	8						
												89	A	William & Mary		9	1						
												89	A	William & Mary		1	9						
														134 H Navy		5	6						
														145 A New Mexico St.		3	17						
														145 A New Mexico St.		5	8						
														145 A New Mexico St.		8	9						
														150 H Delaware		10	9						
														150 H Delaware		1	6						
														150 H Delaware		6	9						
														161 A Kennesaw St.		8	11						
														161 A Kennesaw St.		7	6						
														161 A Kennesaw St.		6	5						
														166 A Northeastern		2	3						
														166 A Northeastern		7	4						
														166 A Northeastern		0	4						
														172 A UMBC		3	12						
														172 H UMBC		3	4						
														178 H James Madison		8	4						
														178 H James Madison		6	4						
														178 H James Madison		3	2						
														195 N Richmond		3	2						
														204 A Presbyterian		5	7						
														204 A Presbyterian		2	6						
														204 A Presbyterian		5	11						
														206 A Elon		8	9						
														206 A Elon		6	7						
<hr/>																							
LAST 15 GAMES																							
166 A Northeastern						7	4	89 A William & Mary						1	9	204 A Presbyterian						5	7
166 A Northeastern						2	3	89 A William & Mary						9	1	204 A Presbyterian						2	6
166 A Northeastern						0	4	89 A William & Mary						7	8	204 A Presbyterian						5	11
274 H George Mason						10	11									206 A Elon						8	9
150 H Delaware						1	6									206 A Elon						6	7

Non-Div. I Games:

Towson

150	H	Delaware	6	9
150	H	Delaware	10	9

RPI	S	Opponent	Score	
206	A	Elon	2	5
208	A	George Washington	2	7
208	H	George Washington	2	10
239	N	Harvard	6	5
249	H	Hofstra	4	2
249	H	Hofstra	3	7
249	H	Hofstra	15	4
268	A	Norfolk St.	7	12
268	A	Norfolk St.	6	3
268	A	Norfolk St.	7	13
274	A	George Mason	3	10
274	H	George Mason	10	11
290	H	Mt. St. Mary's	8	7
291	A	Delaware St.	8	1
291	H	Delaware St.	18	4
299	H	Coppin St.	8	7

T
O
W
S
O
N

T
O
W
S
O
N

Average RPI Win: 221		WON-LOST	WINNING	LAST 15	STRENGTH OF	OPP. STRENGTH	TEAM	ADJ	CONF.	ADJ CONF.					
Average RPI Loss: 156		RECORD	PCT. RANK	GAMES	SCHEDULE	OF SCHEDULE	RPI	RPI	RPI	RPI					
DIV. I ONLY		18-25-0	.4186	214	8-7-0	243	195	227	.45912	226	25	25			
DIV. I NON-CONF.		7-15-0	.31818	247	1-0-0	152	132	223	.46217	223	22	22			
<hr/>															
TOTALS		RPI 1-25	RPI 26-50		W-L RECORDS		RPI 51-100		RPI 101-150		RPI 150+				
18-25-0		0-3-0	0-0-0		OVERALL		0-4-0		1-3-0		17-15-0				
7-7-0		0-0-0	0-0-0		HOME		0-0-0		0-0-0		7-7-0				
8-12-0		0-3-0	0-0-0		AWAY		0-2-0		1-2-0		7-5-0				
3-6-0		0-0-0	0-0-0		NEUTRAL		0-2-0		0-1-0		3-3-0				
7-15-0		0-3-0	0-0-0		NON-CONFERENCE		0-4-0		1-1-0		6-7-0				
2-2-0		0-0-0	0-0-0		HOME		0-0-0		0-0-0		2-2-0				
2-7-0		0-3-0	0-0-		AWAY		0-2-0		1-0-0		1-2-0				
3-6-0		0-0-0	0-0-0		NEUTRAL		0-2-0		0-1-0		3-3-0				
11-10-0		0-0-0	0-0-0		CONFERENCE		0-0-0		0-2-0		11-8-0				
5-5-0		0-0-0	0-0-0		HOME		0-0-0		0-0-0		5-5-0				
6-5-0		0-0-0	0-0-0		AWAY		0-0-0		0-2-0		6-3-0				
0-0-0		0-0-0	0-0-0		NEUTRAL		0-0-0		0-0-0		0-0-0				
RPI	S	Opponent	Score		RPI	S	Opponent	Score		RPI	S	Opponent	Score		
1	A	Florida	0	7						108	A	Princeton	1	2	
1	A	Florida	6	8						108	A	Princeton	8	9	
1	A	Florida	3	4						69	N	Indiana St.	0	3	
										73	N	Iowa	1	4	
										147	A	Stetson	2	1	
										158	H	Holy Cross	2	1	
										169	A	South Fla.	1	0	
										169	A	South Fla.	0	4	
										169	A	South Fla.	0	4	
										182	H	Columbia	7	6	
										182	H	Columbia	3	1	
										212	A	Yale	4	5	
										212	H	Yale	3	4	
										212	H	Yale	6	7	
										212	H	Yale	3	5	
										212	H	Yale	10	4	
										218	H	Quinnipiac	4	5	
										221	H	UMass Lowell	6	11	
										234	H	Penn	2	1	
										234	H	Penn	1	11	
										237	A	Brown	15	0	
										237	A	Brown	4	3	
										237	A	Brown	0	2	
										237	A	Brown	2	4	
										238	N	Villanova	1	14	
										239	A	Harvard	3	1	
										239	A	Harvard	2	1	
										239	H	Harvard	1	3	
				LAST 15 GAMES											
				212	A	Yale	4	5		212	H	Yale	10	4	
				239	H	Harvard	1	3		212	H	Yale	6	7	
				239	H	Harvard	3	1		212	H	Yale	3	5	
				239	A	Harvard	3	1							
				239	A	Harvard	2	1							

Non-Div. I Games:

Dartmouth

242	H	Siena	5	3
212	H	Yale	3	4

RPI	S	Opponent	Score	
239	H	Harvard	3	1
242	H	Siena	5	3
244	N	Lehigh	5	4
244	N	Lehigh	4	5
244	N	Lehigh	7	15
245	N	Maine	4	2
251	A	Cornell	3	1
251	A	Cornell	9	3
261	N	Bucknell	6	4

Dartmouth

D
a
r
t
m
o
u
t
h

D
a
r
t
m
o
u
t
h

Average RPI Win:	166	WON-LOST RECORD		WINNING PCT. RANK		LAST 15 GAMES		STRENGTH OF SCHEDULE		OPP. STRENGTH OF SCHEDULE		TEAM RPI		ADJ RPI		CONF. RPI		ADJ CONF. RPI	
DIV. I ONLY		22-30-0		.42308	210	5-10-0		225		131		228		.45801	227	11		11	
DIV. I NON-CONF.		10-15-0		.4	205	1-5-0		279		184		265		.43095	265	8		8	
<hr/>																			
TOTALS		RPI 1-25		RPI 26-50		W-L RECORDS		RPI 51-100		RPI 101-150		RPI 150+							
22-30-0		0-0-0		0-3-0		OVERALL		6-9-0		4-9-0		12-9-0							
14-16-0		0-0-0		0-3-0		HOME		2-3-0		4-4-0		8-6-0							
8-14-0		0-0-0		0-0-0		AWAY		4-6-0		0-5-0		4-3-0							
0-0-0		0-0-0		0-0-0		NEUTRAL		0-0-0		0-0-0		0-0-0							
10-15-0		0-0-0		0-0-0		NON-CONFERENCE		3-3-0		0-4-0		7-8-0							
7-6-0		0-0-0		0-0-0		HOME		1-1-0		0-0-0		6-5-0							
3-9-0		0-0-0		0-0-		AWAY		2-2-0		0-4-0		1-3-0							
0-0-0		0-0-0		0-0-0		NEUTRAL		0-0-0		0-0-0		0-0-0							
12-15-0		0-0-0		0-3-0		CONFERENCE		3-6-0		4-5-0		5-1-0							
7-10-0		0-0-0		0-3-0		HOME		1-2-0		4-4-0		2-1-0							
5-5-0		0-0-0		0-0-0		AWAY		2-4-0		0-1-0		3-0-0							
0-0-0		0-0-0		0-0-0		NEUTRAL		0-0-0		0-0-0		0-0-0							
RPI	S	Opponent	Score	RPI	S	Opponent	Score	RPI	S	Opponent	Score	RPI	S	Opponent	Score				
				33	H	Gonzaga	0 6	52	A	Washington	2 6	116	H	Loyola Marymount	4 7				
				33	H	Gonzaga	5 10	52	A	Washington	6 3	116	H	Loyola Marymount	1 9				
				33	H	Gonzaga	3 5	52	A	Washington	2 6	116	H	Loyola Marymount	7 1				
								56	A	BYU	3 19	121	A	Cal Poly	2 6				
								56	A	BYU	4 11	121	A	Cal Poly	3 6				
								56	A	BYU	10 8	121	A	Cal Poly	6 7				
								61	H	St. Mary's (CA)	2 14	121	A	Cal Poly	2 19				
								61	H	St. Mary's (CA)	6 2	125	H	San Diego	5 9				
								61	H	St. Mary's (CA)	4 9	125	H	San Diego	4 3				
								87	H	Nevada	5 10	125	H	San Diego	2 8				
								91	A	Pepperdine	0 3	141	A	San Francisco	2 3				
								91	A	Pepperdine	0 6	141	H	San Francisco	5 3				
								91	A	Pepperdine	8 4	141	H	San Francisco	14 2				
								94	A	Fresno St.	7 3	171	A	Sacramento St.	9 6				
								94	H	Fresno St.	15 6	171	H	Sacramento St.	6 3				
												186	H	Santa Clara	2 3				
												186	H	Santa Clara	12 8				
												186	H	Santa Clara	6 3				
												224	A	UC Davis	5 9				
												224	A	UC Davis	4 9				
												224	H	UC Davis	4 7				
				LAST 15 GAMES								230	H	South Dakota St.	5 2				
				91	A	Pepperdine	8 4	186	H	Santa Clara	2 3	231	A	Portland	3 2				
				91	A	Pepperdine	0 3	186	H	Santa Clara	6 3	231	A	Portland	10 6				
				91	A	Pepperdine	0 6	186	H	Santa Clara	12 8	231	A	Portland	3 0				
				171	A	Sacramento St.	9 6					232	A	San Jose St.	7 8				
				125	H	San Diego	5 9					232	H	San Jose St.	7 9				

Non-Div. I Games:

Pacific

125	H	San Diego	4	3
125	H	San Diego	2	8

RPI	S	Opponent	Score	
255	H	Northwestern	1	3
255	H	Northwestern	5	14
255	H	Northwestern	7	3
255	H	Northwestern	7	3
270	H	Northern Colo.	4	3
270	H	Northern Colo.	8	5
270	H	Northern Colo.	1	8

Pacific

P
a
c
i
f
i
c

P
a
c
i
f
i
c

Average RPI Win: 189		WON-LOST	WINNING	LAST 15	STRENGTH OF		OPP. STRENGTH	TEAM	ADJ		CONF.	ADJ CONF.
Average RPI Loss: 113		RECORD	PCT. RANK	GAMES	SCHEDULE		OF SCHEDULE	RPI	RPI		RPI	RPI
DIV. I ONLY		23-30-0	.43396	205	5-10-0		199	161	225		10	10
DIV. I NON-CONF.		13-10-0	.56522	107	2-1-0		268	291	247		9	9
TOTALS		RPI 1-25	RPI 26-50		W-L RECORDS		RPI 51-100		RPI 101-150		RPI 150+	
23-30-0		0-5-0	2-4-0		OVERALL		4-8-0		4-6-0		13-7-0	
18-16-0		0-1-0	2-4-0		HOME		2-6-0		2-1-0		12-4-0	
5-14-0		0-4-0	0-0-0		AWAY		2-2-0		2-5-0		1-3-0	
0-0-0		0-0-0	0-0-0		NEUTRAL		0-0-0		0-0-0		0-0-0	
13-10-0		0-2-0	1-2-0		NON-CONFERENCE		2-1-0		0-1-0		10-4-0	
12-7-0		0-1-0	1-2-0		HOME		1-1-0		0-0-0		10-3-0	
1-3-0		0-1-0	0-0-		AWAY		1-0-0		0-1-0		0-1-0	
0-0-0		0-0-0	0-0-0		NEUTRAL		0-0-0		0-0-0		0-0-0	
10-20-0		0-3-0	1-2-0		CONFERENCE		2-7-0		4-5-0		3-3-0	
6-9-0		0-0-0	1-2-0		HOME		1-5-0		2-1-0		2-1-0	
4-11-0		0-3-0	0-0-0		AWAY		1-2-0		2-4-0		1-2-0	
0-0-0		0-0-0	0-0-0		NEUTRAL		0-0-0		0-0-0		0-0-0	
RPI S	Opponent	Score	RPI S	Opponent	Score	RPI S	Opponent	Score	RPI S	Opponent	Score	
17 A	UL Lafayette	3 7	43 H	South Ala.	7 4	75 H	VCU	6 8	119 H	Arkansas St.	5 4	
17 A	UL Lafayette	1 4	43 H	South Ala.	3 9	81 A	Ga. Southern	0 6	119 H	Arkansas St.	14 6	
17 A	UL Lafayette	2 4	43 H	South Ala.	1 2	81 A	Ga. Southern	5 4	119 H	Arkansas St.	1 11	
22 A	Georgia Tech	6 11	50 H	Minnesota	4 3	81 A	Ga. Southern	1 5	132 A	Little Rock	7 9	
22 H	Georgia Tech	5 11	50 H	Minnesota	0 3	93 H	Troy	3 16	132 A	Little Rock	2 15	
			50 H	Minnesota	6 11	93 H	Troy	2 4	132 A	Little Rock	7 5	
						93 H	Troy	3 9	148 A	Auburn	4 7	
						95 A	Mercer	10 6	149 A	La.-Monroe	0 14	
						95 H	Mercer	4 3	149 A	La.-Monroe	3 5	
						99 H	UT Arlington	16 18	149 A	La.-Monroe	7 3	
						99 H	UT Arlington	5 9	151 A	Texas St.	10 9	
						99 H	UT Arlington	8 7	151 A	Texas St.	1 10	
									151 A	Texas St.	2 6	
									161 A	Kennesaw St.	2 3	
									161 H	Kennesaw St.	4 3	
									214 H	Western Mich.	3 2	
									241 H	Appalachian St.	10 0	
									241 H	Appalachian St.	5 4	
									241 H	Appalachian St.	5 6	
									275 H	Purdue	3 5	
									286 H	Jackson St.	12 13	
									286 H	Jackson St.	11 5	
									288 H	Savannah St.	4 1	
									288 H	Savannah St.	6 10	
									297 H	Alabama A&M	13 5	
									297 H	Alabama A&M	8 7	
									299 H	Coppin St.	12 0	

Non-Div. I Games: Fairmont St. 8 5 Fairmont St. 1 2

Georgia St.

Georgia St.

93	H	Troy	2	4
161	A	Kennesaw St.	2	3

Through Games Of June 30, 2016

RPI	S	Opponent	Score	
299	H	Coppin St.	17	0
299	H	Coppin St.	13	0
299	H	Coppin St.	22	4

Georgia St.

G
e
o
r
g
i
a
S
t
.

G
e
o
r
g
i
a
S
t
.

Average RPI Win: 206		WON-LOST	WINNING	LAST 15	STRENGTH OF		OPP. STRENGTH	TEAM	ADJ	CONF.	ADJ CONF.			
Average RPI Loss: 111		RECORD	PCT. RANK	GAMES	SCHEDULE		OF SCHEDULE	RPI	RPI	RPI	RPI			
DIV. I ONLY		18-31-0	.36735	238	6-9-0		204	136	229	.45686	229	12	12	
DIV. I NON-CONF.		9-10-0	.47368	162	2-0-0		264	208	227	.46061	227	10	10	
TOTALS		RPI 1-25	RPI 26-50		W-L RECORDS		RPI 51-100		RPI 101-150		RPI 150+			
18-31-0		0-1-0	1-5-0		OVERALL		1-13-0		2-3-0		14-9-0			
9-14-0		0-0-0	1-2-0		HOME		0-7-0		0-1-0		8-4-0			
9-17-0		0-1-0	0-3-0		AWAY		1-6-0		2-2-0		6-5-0			
0-0-0		0-0-0	0-0-0		NEUTRAL		0-0-0		0-0-0		0-0-0			
9-10-0		0-1-0	0-0-0		NON-CONFERENCE		1-4-0		1-1-0		7-4-0			
4-5-0		0-0-0	0-0-0		HOME		0-1-0		0-1-0		4-3-0			
5-5-0		0-1-0	0-0-		AWAY		1-3-0		1-0-0		3-1-0			
0-0-0		0-0-0	0-0-0		NEUTRAL		0-0-0		0-0-0		0-0-0			
9-21-0		0-0-0	1-5-0		CONFERENCE		0-9-0		1-2-0		7-5-0			
5-9-0		0-0-0	1-2-0		HOME		0-6-0		0-0-0		4-1-0			
4-12-0		0-0-0	0-3-0		AWAY		0-3-0		1-2-0		3-4-0			
0-0-0		0-0-0	0-0-0		NEUTRAL		0-0-0		0-0-0		0-0-0			
RPI	S	Opponent	Score		RPI	S	Opponent	Score		RPI	S	Opponent	Score	
4	A	Texas A&M	3	13	40	H	Sam Houston St.	2	1	51	A	Northwestern St.	3	4
					40	H	Sam Houston St.	1	6	51	A	Northwestern St.	2	4
					40	H	Sam Houston St.	3	5	51	A	Northwestern St.	5	6
					44	A	Southeastern La.	0	4	77	H	Lamar	1	5
					44	A	Southeastern La.	1	3	77	H	Lamar	12	15
					44	A	Southeastern La.	0	5	77	H	Lamar	0	1
										78	H	Michigan St.	3	9
										86	H	New Orleans	3	7
										86	H	New Orleans	6	9
										86	H	New Orleans	2	4
										99	A	UT Arlington	1	7
										99	A	UT Arlington	2	6
										99	A	UT Arlington	4	10
										99	A	UT Arlington	8	6

Non-Div. I Games: Houston-Victoria 15 5 Houston-Victoria 5 9

A&M-Corpus Christi

40	H	Sam Houston St.	2	1
40	H	Sam Houston St.	1	6

RPI	S	Opponent	Score	
292	H	Chicago St.	1	7

A&M-Corpus Christi

A
&
M
-
C
o
r
p
u
s
C
h
r
i
s
t
i

A
&
M
-
C
o
r
p
u
s
C
h
r
i
s
t
i

Average RPI Win: 207		WON-LOST	WINNING	LAST 15	STRENGTH OF		OPP. STRENGTH	TEAM	ADJ		CONF.	ADJ CONF.
Average RPI Loss: 142		RECORD	PCT. RANK	GAMES	SCHEDULE		OF SCHEDULE	RPI	RPI		RPI	RPI
DIV. I ONLY		19-35-0	.35185	248	5-10-0		184	232	230		22	22
DIV. I NON-CONF.		5-16-0	.2381	274	2-0-0		178	198	256		24	24
TOTALS		RPI 1-25	RPI 26-50		W-L RECORDS		RPI 51-100		RPI 101-150		RPI 150+	
19-35-0		0-2-0	1-5-0		OVERALL		1-8-0		0-0-0		17-20-0	
8-9-0		0-0-0	1-0-0		HOME		0-3-0		0-0-0		7-6-0	
10-18-0		0-2-0	0-3-0		AWAY		1-2-0		0-0-0		9-11-0	
1-8-0		0-0-0	0-2-0		NEUTRAL		0-3-0		0-0-0		1-3-0	
5-16-0		0-2-0	1-5-0		NON-CONFERENCE		0-1-0		0-0-0		4-8-0	
2-0-0		0-0-0	1-0-0		HOME		0-0-0		0-0-0		1-0-0	
3-10-0		0-2-0	0-0-		AWAY		0-0-0		0-0-0		3-5-0	
0-6-0		0-0-0	0-2-0		NEUTRAL		0-1-0		0-0-0		0-3-0	
14-19-0		0-0-0	0-0-0		CONFERENCE		1-7-0		0-0-0		13-12-0	
6-9-0		0-0-0	0-0-0		HOME		0-3-0		0-0-0		6-6-0	
7-8-0		0-0-0	0-0-0		AWAY		1-2-0		0-0-0		6-6-0	
1-2-0		0-0-0	0-0-0		NEUTRAL		0-2-0		0-0-0		1-0-0	
RPI S	Opponent	Score	RPI S	Opponent	Score	RPI S	Opponent	Score	RPI S	Opponent	Score	
15 A	Mississippi St.	5 15	30 A	UNCW	5 15	59 A	Oral Roberts	1 9	171 A	Sacramento St.	3 11	
15 A	Mississippi St.	4 17	34 N	Fla. Atlantic	2 4	59 A	Oral Roberts	3 2	171 A	Sacramento St.	7 10	
			34 N	Fla. Atlantic	5 11	59 A	Oral Roberts	3 13	171 N	Sacramento St.	0 4	
			49 A	Creighton	5 6	59 H	Oral Roberts	8 10	180 A	Omaha	9 10	
			50 A	Minnesota	3 7	59 H	Oral Roberts	2 5	180 A	Omaha	15 3	
			50 H	Minnesota	7 6	59 H	Oral Roberts	6 7	180 A	Omaha	1 4	
						59 N	Oral Roberts	5 6	180 H	Omaha	3 10	
						59 N	Oral Roberts	2 5	180 H	Omaha	9 4	
						75 N	VCU	8 14	180 H	Omaha	6 19	
									180 N	Omaha	8 0	
									197 A	North Dakota St.	7 4	
									197 A	North Dakota St.	1 4	
									197 A	North Dakota St.	2 4	
									197 H	North Dakota St.	11 3	
									197 H	North Dakota St.	5 2	
									197 H	North Dakota St.	14 7	
									209 A	IPFW	10 6	
									209 A	IPFW	9 3	
									209 A	IPFW	18 5	
									209 H	IPFW	13 12	
									209 H	IPFW	7 18	
									209 H	IPFW	5 7	
									215 N	Eastern Ky.	1 10	
									215 N	Eastern Ky.	4 6	
									224 A	UC Davis	4 5	
									227 A	Pacific	2 5	
									267 A	Western Ill.	0 2	
Non-Div. I Games:			Dakota St.	12 6	Dakota Wesleyan	7 4	Mayville St.	8 1	South Dakota St.			

197	A	North Dakota St.	2	4
50	H	Minnesota	7	6

RPI	S	Opponent	Score	
267	A	Western Ill.	11	3
267	A	Western Ill.	2	3
267	H	Western Ill.	1	3
267	H	Western Ill.	1	5
267	H	Western Ill.	6	3
270	A	Northern Colo.	11	3
270	A	Northern Colo.	8	3
270	A	Northern Colo.	6	7
289	A	North Dakota	6	3
289	H	North Dakota	5	3

South Dakota St.

S
o
u
t
h
D
a
k
o
t
a
S
t
.

S
o
u
t
h
D
a
k
o
t
a
S
t
.

Average RPI Win: 147		WON-LOST	WINNING	LAST 15	STRENGTH OF		OPP. STRENGTH	TEAM	ADJ	CONF.	ADJ CONF.
Average RPI Loss: 119		RECORD	PCT. RANK	GAMES	SCHEDULE		OF SCHEDULE	RPI	RPI	RPI	RPI
DIV. I ONLY		17-37-0	.31481	268	2-13-0		125	147	231	.45505	231
DIV. I NON-CONF.		14-13-0	.51852	138	1-1-0		107	204	121	.50895	121
TOTALS		RPI 1-25	RPI 26-50		W-L RECORDS		RPI 51-100		RPI 101-150		RPI 150+
17-37-0		0-0-0	1-4-0		OVERALL		1-11-0		7-12-0		8-10-0
8-20-0		0-0-0	0-1-0		HOME		0-6-0		3-7-0		5-6-0
7-16-0		0-0-0	0-3-0		AWAY		1-4-0		3-5-0		3-4-0
2-1-0		0-0-0	1-0-0		NEUTRAL		0-1-0		1-0-0		0-0-0
14-13-0		0-0-0	1-1-0		NON-CONFERENCE		0-3-0		5-5-0		8-4-0
7-6-0		0-0-0	0-1-0		HOME		0-0-0		2-2-0		5-3-0
5-6-0		0-0-0	0-0-		AWAY		0-2-0		2-3-0		3-1-0
2-1-0		0-0-0	1-0-0		NEUTRAL		0-1-0		1-0-0		0-0-0
3-24-0		0-0-0	0-3-0		CONFERENCE		1-8-0		2-7-0		0-6-0
1-14-0		0-0-0	0-0-0		HOME		0-6-0		1-5-0		0-3-0
2-10-0		0-0-0	0-3-0		AWAY		1-2-0		1-2-0		0-3-0
0-0-0		0-0-0	0-0-0		NEUTRAL		0-0-0		0-0-0		0-0-0
RPI S	Opponent	Score	RPI S	Opponent	Score	RPI S	Opponent	Score	RPI S	Opponent	Score
			33 A	Gonzaga	0 3	56 H	BYU	3 5	115 A	Seattle	3 4
			33 A	Gonzaga	5 14	56 H	BYU	2 8	115 N	Seattle	4 3
			33 A	Gonzaga	1 18	56 H	BYU	1 4	116 A	Loyola Marymount	0 3
			46 H	Oregon St.	6 13	61 H	St. Mary's (CA)	2 7	116 A	Loyola Marymount	1 8
			46 N	Oregon St.	7 5	61 H	St. Mary's (CA)	1 7	116 A	Loyola Marymount	3 1
						61 H	St. Mary's (CA)	2 5	125 H	San Diego	1 9
						80 A	Oregon	1 10	125 H	San Diego	5 9
						80 A	Oregon	4 15	125 H	San Diego	3 7
						80 N	Oregon	1 6	129 A	Utah Valley	4 6
						91 A	Pepperdine	4 5	129 A	Utah Valley	8 6
						91 A	Pepperdine	3 2	129 A	Utah Valley	8 9
						91 A	Pepperdine	0 4	129 A	Utah Valley	10 3
									137 H	CSUN	7 3
									137 H	CSUN	1 2
									137 H	CSUN	1 2
									137 H	CSUN	6 5
									141 H	San Francisco	2 10
									141 H	San Francisco	5 2
									141 H	San Francisco	3 10
									152 H	UC Riverside	4 3
									152 H	UC Riverside	10 6
									152 H	UC Riverside	8 5
									152 H	UC Riverside	1 4
									168 H	Oakland	6 3
									168 H	Oakland	4 14
									168 H	Oakland	0 4
									168 H	Oakland	10 7

Non-Div. I Games:

Portland

186	A	Santa Clara	1	9
186	A	Santa Clara	5	9

RPI	S	Opponent	Score	
186	A	Santa Clara	1	9
186	A	Santa Clara	5	6
186	A	Santa Clara	5	9
224	A	UC Davis	3	4
224	A	UC Davis	9	6
224	A	UC Davis	7	4
224	A	UC Davis	12	0
227	H	Pacific	0	3
227	H	Pacific	6	10
227	H	Pacific	2	3

Portland

P
o
r
t
l
a
n
d

P
o
r
t
l
a
n
d

San Jose St.

41	A	Long Beach St.	0	2
41	A	Long Beach St.	2	6

RPI	S	Opponent	Score	
189	H	San Diego St.	0	5
189	H	San Diego St.	2	1
189	N	San Diego St.	3	7
213	H	Grand Canyon	7	6
213	H	Grand Canyon	5	10
227	A	Pacific	9	7
227	H	Pacific	8	7

San Jose St.

S
a
n
J
o
s
e
S
t
.

S
a
n
J
o
s
e
S
t
.

Average RPI Win: 197		WON-LOST RECORD		WINNING PCT. RANK		LAST 15 GAMES		STRENGTH OF SCHEDULE		OPP. STRENGTH OF SCHEDULE		TEAM RPI		ADJ RPI		CONF. RPI		ADJ CONF. RPI	
DIV. I ONLY		19-36-0		.34545 254		5-10-0		188		227		234		.45361 233		24		24	
DIV. I NON-CONF.		11-20-0		.35484 229		2-3-0		196		231		224		.46211 224		25		25	
TOTALS		RPI 1-25		RPI 26-50		W-L RECORDS		RPI 51-100		RPI 101-150		RPI 150+							
19-36-0		0-0-0		0-2-0		OVERALL		1-4-0		1-8-0		17-22-0							
9-12-0		0-0-0		0-1-0		HOME		0-0-0		0-0-0		9-11-0							
10-22-0		0-0-0		0-1-0		AWAY		1-3-0		1-8-0		8-10-0							
0-2-0		0-0-0		0-0-0		NEUTRAL		0-1-0		0-0-0		0-1-0							
11-20-0		0-0-0		0-2-0		NON-CONFERENCE		0-2-0		1-5-0		10-11-0							
5-4-0		0-0-0		0-1-0		HOME		0-0-0		0-0-0		5-3-0							
6-14-0		0-0-0		0-0-		AWAY		0-1-0		1-5-0		5-7-0							
0-2-0		0-0-0		0-0-0		NEUTRAL		0-1-0		0-0-0		0-1-0							
8-16-0		0-0-0		0-0-0		CONFERENCE		1-2-0		0-3-0		7-11-0							
4-8-0		0-0-0		0-0-0		HOME		0-0-0		0-0-0		4-8-0							
4-8-0		0-0-0		0-0-0		AWAY		1-2-0		0-3-0		3-3-0							
0-0-0		0-0-0		0-0-0		NEUTRAL		0-0-0		0-0-0		0-0-0							
RPI	S	Opponent		Score		RPI	S	Opponent		Score		RPI	S	Opponent		Score			
				37	A	Wright St.	4	14	70	A	Kentucky	3	5	101	A	Rhode Island	4	6	
				37	H	Wright St.	0	1	70	N	Kentucky	2	15	101	A	Rhode Island	3	4	
									75	A	VCU	3	5	101	A	Rhode Island	3	5	
									75	A	VCU	2	9	106	A	High Point	9	10	
									75	A	VCU	8	3	106	A	High Point	5	1	
														106	A	High Point	0	3	
														130	A	Furman	1	8	
														130	A	Furman	2	5	
														130	A	Furman	3	9	
														162	N	Stony Brook	6	11	
														164	A	Miami (OH)	3	7	
														164	H	Miami (OH)	11	8	
														167	H	Davidson	3	5	
														167	H	Davidson	8	3	
														167	H	Davidson	7	3	
														168	H	Oakland	4	6	
														168	H	Oakland	3	0	
														175	A	Ball St.	1	6	
														175	A	Ball St.	3	9	
														175	A	Ball St.	0	10	
														175	A	Ball St.	3	1	
														185	H	Eastern Mich.	6	7	
														188	A	Wofford	9	5	
														188	A	Wofford	5	10	
														188	A	Wofford	6	4	
														201	A	Fordham	2	4	
														201	A	Fordham	2	8	
LAST 15 GAMES																			
				201	A	Fordham	2	1	101	A	Rhode Island	3	5						
				201	A	Fordham	2	8	101	A	Rhode Island	3	4						
				201	A	Fordham	2	4	101	A	Rhode Island	4	6						
				37	A	Wright St.	4	14						201	A	Fordham	2	4	
				167	H	Davidson	7	3						201	A	Fordham	2	8	

Non-Div. I Games:

Dayton

167 H Davidson	8	3
167 H Davidson	3	5

RPI	S	Opponent	Score	
201	A	Fordham	2	1
203	A	Toledo	12	10
203	H	Toledo	14	6
208	H	George Washington	2	4
208	H	George Washington	2	1
208	H	George Washington	2	6
215	H	Eastern Ky.	5	2
222	H	St. Bonaventure	13	12
222	H	St. Bonaventure	3	4
222	H	St. Bonaventure	3	6
223	A	USC Upstate	4	6
235	H	Ohio	3	4
240	H	Saint Louis	2	7
240	H	Saint Louis	3	5
240	H	Saint Louis	1	5
246	A	Northern Ky.	3	4
262	A	Bowling Green	13	2
274	A	George Mason	2	8
274	A	George Mason	9	6
274	A	George Mason	9	2
276	H	Butler	3	0

D
a
y
t
o
n

D
a
y
t
o
n

Average RPI Win:	206	WON-LOST RECORD	WINNING PCT. RANK	LAST 15 GAMES	STRENGTH OF SCHEDULE	OPP. STRENGTH OF SCHEDULE	TEAM RPI	ADJ RPI	CONF. RPI	ADJ CONF. RPI							
Average RPI Loss:	183																
DIV. I ONLY	19-22-0	.46341	182	6-9-0	273	246	235	.453	234	25	25						
DIV. I NON-CONF.	9-12-0	.42857	191	1-1-0	256	256	239	.45264	239	22	22						
<hr/>																	
TOTALS	RPI 1-25	RPI 26-50		W-L RECORDS		RPI 51-100		RPI 101-150		RPI 150+							
19-22-0	0-0-0	0-0-0		OVERALL		1-2-0		3-4-0		15-16-0							
10-7-0	0-0-0	0-0-0		HOME		0-0-0		2-1-0		8-6-0							
8-11-0	0-0-0	0-0-0		AWAY		1-2-0		1-3-0		6-6-0							
1-4-0	0-0-0	0-0-0		NEUTRAL		0-0-0		0-0-0		1-4-0							
<hr/>																	
9-12-0	0-0-0	0-0-0		NON-CONFERENCE		1-2-0		2-1-0		6-9-0							
4-3-0	0-0-0	0-0-0		HOME		0-0-0		2-1-0		2-2-0							
4-5-0	0-0-0	0-0-		AWAY		1-2-0		0-0-0		3-3-0							
1-4-0	0-0-0	0-0-0		NEUTRAL		0-0-0		0-0-0		1-4-0							
<hr/>																	
10-10-0	0-0-0	0-0-0		CONFERENCE		0-0-0		1-3-0		9-7-0							
6-4-0	0-0-0	0-0-0		HOME		0-0-0		0-0-0		6-4-0							
4-6-0	0-0-0	0-0-0		AWAY		0-0-0		1-3-0		3-3-0							
0-0-0	0-0-0	0-0-0		NEUTRAL		0-0-0		0-0-0		0-0-0							
<hr/>																	
RPI	S	Opponent	Score	RPI	S	Opponent	Score	RPI	S	Opponent	Score						
								63	A	North Florida	5	17					
								63	A	North Florida	3	2					
								63	A	North Florida	3	5	107	H	Binghamton	0	7
												107	H	Binghamton	1	0	
												107	H	Binghamton	6	2	
												108	A	Princeton	1	5	
												108	A	Princeton	2	7	
												108	A	Princeton	5	2	
												108	A	Princeton	1	3	
												158	N	Holy Cross	3	5	
												158	N	Holy Cross	4	3	
												179	N	Georgetown	2	4	
												179	N	Georgetown	6	11	
												179	N	Georgetown	1	9	
												182	A	Columbia	7	4	
												182	A	Columbia	8	9	
												182	H	Columbia	2	4	
												182	H	Columbia	1	3	
												212	H	Yale	3	2	
												212	H	Yale	19	3	
												226	A	Dartmouth	11	1	
												226	A	Dartmouth	1	2	
												237	H	Brown	3	1	
												237	H	Brown	5	8	
												238	A	Villanova	1	6	
								238	H	Villanova	4	9					
								239	A	Harvard	2	3					
								239	A	Harvard	6	5					
								244	A	Lehigh	11	4					
<hr/>																	
				LAST 15 GAMES													
				182 A Columbia				8	9	251 H Cornell				4	7		
				182 A Columbia				7	4	277 H La Salle				7	3		
				182 H Columbia				2	4	108 A Princeton				1	5		
				182 H Columbia				1	3								
				251 H Cornell				16	5								

Non-Div. I Games:

Penn

Penn

251	H	Cornell	3	2
251	H	Cornell	13	2

Through Games Of June 30, 2016

RPI	S	Opponent	Score	
251	H	Cornell	16	5
251	H	Cornell	13	2
251	H	Cornell	3	2
251	H	Cornell	4	7
265	A	Lafayette	6	5
265	A	Lafayette	4	5
265	A	Lafayette	12	2
265	H	Lafayette	1	3
265	H	Lafayette	7	5
277	H	La Salle	7	3
279	A	NYIT	5	6

P
e
n
n

P
e
n
n

Penn

O
h
i
o

Ohio

214 A Western Mich.	0	6
220 H Central Mich.	11	13

RPI	S	Opponent	Score	
220	H	Central Mich.	11	13
220	H	Central Mich.	2	8
233	A	Dayton	4	3
243	H	Buffalo	3	1
243	H	Buffalo	6	5
243	H	Buffalo	3	9
246	H	Northern Ky.	6	7
258	H	Youngstown St.	5	8
262	A	Bowling Green	2	6
262	A	Bowling Green	4	5
262	A	Bowling Green	10	5
275	N	Purdue	6	4
275	N	Purdue	9	2
275	N	Purdue	4	5
285	A	UNC Asheville	14	8
285	A	UNC Asheville	12	5
285	A	UNC Asheville	5	7

Average RPI Win:		212	WON-LOST		WINNING		LAST 15		STRENGTH OF		OPP. STRENGTH		TEAM		ADJ		CONF.		ADJ CONF.	
Average RPI Loss:		131	RECORD		PCT. RANK		GAMES		SCHEDULE		OF SCHEDULE		RPI		RPI		RPI		RPI	
DIV. I ONLY			19-33-0		.36538 239		4-11-0		173		160		233		.45256 236		17		17	
DIV. I NON-CONF.			13-15-0		.46429 163		1-2-0		233		142		213		.46611 215		18		18	
TOTALS		RPI 1-25		RPI 26-50		W-L RECORDS		RPI 51-100		RPI 101-150		RPI 150+								
19-33-0		1-6-0		0-2-0		OVERALL		1-4-0		1-2-0		16-19-0								
14-13-0		1-2-0		0-0-0		HOME		1-2-0		0-0-0		12-9-0								
5-19-0		0-4-0		0-2-0		AWAY		0-2-0		1-2-0		4-9-0								
0-1-0		0-0-0		0-0-0		NEUTRAL		0-0-0		0-0-0		0-1-0								
13-15-0		0-4-0		0-2-0		NON-CONFERENCE		1-4-0		0-0-0		12-5-0								
11-4-0		0-0-0		0-0-0		HOME		1-2-0		0-0-0		10-2-0								
2-10-0		0-4-0		0-0-		AWAY		0-2-0		0-0-0		2-2-0								
0-1-0		0-0-0		0-0-0		NEUTRAL		0-0-0		0-0-0		0-1-0								
6-18-0		1-2-0		0-0-0		CONFERENCE		0-0-0		1-2-0		4-14-0								
3-9-0		1-2-0		0-0-0		HOME		0-0-0		0-0-0		2-7-0								
3-9-0		0-0-0		0-0-0		AWAY		0-0-0		1-2-0		2-7-0								
0-0-0		0-0-0		0-0-0		NEUTRAL		0-0-0		0-0-0		0-0-0								
RPI	S	Opponent		Score		RPI	S	Opponent		Score		RPI	S	Opponent		Score				
5	H	Coastal Caro.		6 4		45	A	Georgia		3 5		54	H	West Virginia		4 3				
5	H	Coastal Caro.		0 6		45	A	Georgia		3 10		54	H	West Virginia		0 5				
5	H	Coastal Caro.		3 9								54	H	West Virginia		0 3				
7	A	Clemson		2 3								62	A	Col. of Charleston		1 4				
13	A	South Carolina		0 2								84	A	Jacksonville		1 4				
13	A	South Carolina		4 5																
13	A	South Carolina		0 9																

Non-Div. I Games: North Greenville 2 6

Charleston So.

5	H	Coastal Caro.	3	9
5	H	Coastal Caro.	6	4

RPI	S	Opponent	Score	
260	A	The Citadel	3	4
260	H	The Citadel	18	1
276	H	Butler	3	4
276	H	Butler	2	1
276	H	Butler	7	3
278	A	N.C. Central	1	0
278	H	N.C. Central	9	6
285	H	UNC Asheville	9	7
285	H	UNC Asheville	1	7
285	H	UNC Asheville	8	9
288	A	Savannah St.	10	4

Charleston So.

C
h
a
r
l
e
s
t
o
n
S
o
.

C
h
a
r
l
e
s
t
o
n
S
o
.

**B
r
o
w
n**

B
r
o
w
n

Brown

239	A	Harvard	6	0
239	A	Harvard	0	6

RPI	S	Opponent	Score	
242	A	Siena	7	5
242	A	Siena	10	2
251	H	Cornell	7	6
251	H	Cornell	4	2
261	N	Bucknell	2	0

Brown

B
r
o
w
n

B
r
o
w
n

Average RPI Win:	227	WON-LOST RECORD	WINNING PCT. RANK	LAST 15 GAMES	STRENGTH OF SCHEDULE	OPP. STRENGTH OF SCHEDULE	TEAM RPI	ADJ RPI	CONF. RPI	ADJ CONF. RPI				
DIV. I ONLY		20-32-0	.38462	231	5-10-0	189	219	238	.45196	238	16	16		
DIV. I NON-CONF.		15-19-0	.44118	180	3-1-0	216	267	229	.45937	229	16	16		
<hr/>														
TOTALS	RPI 1-25	RPI 26-50		W-L RECORDS		RPI 51-100		RPI 101-150		RPI 150+				
20-32-0	0-1-0	0-4-0		OVERALL		1-10-0		1-9-0		18-8-0				
14-11-0	0-0-0	0-3-0		HOME		0-3-0		1-2-0		13-3-0				
4-17-0	0-1-0	0-0-0		AWAY		0-6-0		0-7-0		4-3-0				
2-4-0	0-0-0	0-1-0		NEUTRAL		1-1-0		0-0-0		1-2-0				
15-19-0	0-1-0	0-1-0		NON-CONFERENCE		1-7-0		0-4-0		14-6-0				
11-5-0	0-0-0	0-0-0		HOME		0-3-0		0-0-0		11-2-0				
2-10-0	0-1-0	0-0-		AWAY		0-3-0		0-4-0		2-2-0				
2-4-0	0-0-0	0-1-0		NEUTRAL		1-1-0		0-0-0		1-2-0				
5-13-0	0-0-0	0-3-0		CONFERENCE		0-3-0		1-5-0		4-2-0				
3-6-0	0-0-0	0-3-0		HOME		0-0-0		1-2-0		2-1-0				
2-7-0	0-0-0	0-0-0		AWAY		0-3-0		0-3-0		2-1-0				
0-0-0	0-0-0	0-0-0		NEUTRAL		0-0-0		0-0-0		0-0-0				
<hr/>														
RPI	S	Opponent	Score		RPI	S	Opponent	Score		RPI	S	Opponent	Score	
11	A	Florida St.	10	11	26	N	Boston College	10	11	55	N	Illinois	2	4
					49	H	Creighton	4	10	57	A	Houston	1	13
					49	H	Creighton	5	6	57	A	Houston	0	4
					49	H	Creighton	3	9	57	A	Houston	3	10
										66	H	Hartford	1	11
										66	H	Hartford	1	2
										66	H	Hartford	0	8
										69	N	Indiana St.	6	5
										72	A	Xavier	10	15
										72	A	Xavier	0	1
										72	A	Xavier	0	9
				</										

Non-Div. I Games:

Villanova

179	A	Georgetown	6	1
256	H	LIU Brooklyn	4	3

RPI	S	Opponent	Score	
276	H	Butler	6	11
277	A	La Salle	1	3
277	H	La Salle	5	2
279	H	NYIT	6	5
279	H	NYIT	8	2
291	H	Delaware St.	2	1
292	N	Chicago St.	3	4
295	H	Saint Peter's	7	3
295	H	Saint Peter's	1	5

Villanova

V
i
l
l
a
n
o
v
a

V
i
l
l
a
n
o
v
a

Average RPI Win: 216		WON-LOST	WINNING	LAST 15	STRENGTH OF		OPP. STRENGTH	TEAM	ADJ		CONF.	ADJ CONF.		
Average RPI Loss: 174		RECORD	PCT. RANK	GAMES	SCHEDULE		OF SCHEDULE	RPI	RPI		RPI	RPI		
DIV. I ONLY		17-24-0	.41463	216	8-7-0		260	218	239	.45194	239	25	25	
DIV. I NON-CONF.		8-13-0	.38095	216	1-2-0		203	189	211	.46789	211	22	22	
TOTALS		RPI 1-25	RPI 26-50		W-L RECORDS		RPI 51-100		RPI 101-150		RPI 150+			
17-24-0		0-3-0	1-1-0		OVERALL		0-0-0		0-2-0		16-18-0			
6-7-0		0-0-0	0-1-0		HOME		0-0-0		0-0-0		6-6-0			
7-12-0		0-3-0	1-0-0		AWAY		0-0-0		0-2-0		6-7-0			
4-5-0		0-0-0	0-0-0		NEUTRAL		0-0-0		0-0-0		4-5-0			
8-13-0		0-3-0	1-1-0		NON-CONFERENCE		0-0-0		0-0-0		7-9-0			
1-2-0		0-0-0	0-1-0		HOME		0-0-0		0-0-0		1-1-0			
3-6-0		0-3-0	1-0-		AWAY		0-0-0		0-0-0		2-3-0			
4-5-0		0-0-0	0-0-0		NEUTRAL		0-0-0		0-0-0		4-5-0			
9-11-0		0-0-0	0-0-0		CONFERENCE		0-0-0		0-2-0		9-9-0			
5-5-0		0-0-0	0-0-0		HOME		0-0-0		0-0-0		5-5-0			
4-6-0		0-0-0	0-0-0		AWAY		0-0-0		0-2-0		4-4-0			
0-0-0		0-0-0	0-0-0		NEUTRAL		0-0-0		0-0-0		0-0-0			
RPI	S	Opponent	Score		RPI	S	Opponent	Score		RPI	S	Opponent	Score	
1	A	Florida	5	16	26	H	Boston College	9	11	108	A	Princeton	5	14
1	A	Florida	2	9	28	A	Wake Forest	6	3	108	A	Princeton	1	4
1	A	Florida	1	3						158	A	Holy Cross	4	11
										166	A	Northeastern	2	3
										174	A	Fairfield	6	8
										174	A	Fairfield	7	1
										182	H	Columbia	3	4
										182	H	Columbia	11	3
										195	N	Richmond	2	9
										211	H	Albany (NY)	0	3
										211	H	Albany (NY)	3	2
										212	A	Yale	5	2
										212	A	Yale	6	3
										212	A	Yale	2	3
										212	A	Yale	9	1
										221	A	UMass Lowell	9	4
										225	N	Towson	5	6
										226	A	Dartmouth	1	3
										226	A	Dartmouth	3	1
										226	H	Dartmouth	1	3
										226	H	Dartmouth	1	2
										234	H	Penn	5	6
										234	H	Penn	3	2
										237	H	Brown	4	3
										237	H	Brown	4	3
										250	N	Massachusetts	2	6
										237	H	Brown	0	6
										237	H	Brown	6	0
										237	H	Brown	2	1
LAST 15 GAMES														
					226	A	Dartmouth	3	1	237	H	Brown	2	1
					226	A	Dartmouth	1	3	237	H	Brown	4	3
					226	H	Dartmouth	1	3	250	N	Massachusetts	2	6
					226	H	Dartmouth	1	2	237	H	Brown	6	0
					221	A	UMass Lowell	9	4	237	H	Brown	2	1

Non-Div. I Games:

Harvard

237 H Brown	0	6
237 H Brown	6	0

RPI	S	Opponent	Score	
250	N	Massachusetts	2	6
250	N	Massachusetts	5	1
250	N	Massachusetts	9	5
251	A	Cornell	1	5
251	A	Cornell	4	6
254	N	Army West Point	5	3
254	N	Army West Point	4	6
254	N	Army West Point	12	13
295	N	Saint Peter's	7	1

Harvard

H
a
r
v
a
r
d

H
a
r
v
a
r
d

Average RPI Win:	230	WON-LOST	WINNING	LAST 15	STRENGTH OF	OPP. STRENGTH	TEAM	ADJ	CONF.	ADJ CONF.	
Average RPI Loss:	142	RECORD	PCT. RANK	GAMES	SCHEDULE	OF SCHEDULE	RPI	RPI	RPI	RPI	
DIV. I ONLY	24-31-0	.43636	201	8-7-0	250	207	240	.45183	240	24	24
DIV. I NON-CONF.	9-20-0	.31034	252	1-0-0	289	164	292	.39758	292	25	25
TOTALS	RPI 1-25	RPI 26-50	W-L RECORDS	RPI 51-100	RPI 101-150	RPI 150+					
24-31-0	0-0-0	0-0-0	OVERALL	1-12-0	1-6-0	22-13-0					
16-7-0	0-0-0	0-0-0	HOME	0-1-0	1-2-0	15-4-0					
7-12-0	0-0-0	0-0-0	AWAY	1-7-0	0-0-0	6-5-0					
1-12-0	0-0-0	0-0-0	NEUTRAL	0-4-0	0-4-0	1-4-0					
9-20-0	0-0-0	0-0-0	NON-CONFERENCE	1-9-0	0-4-0	8-7-0					
7-4-0	0-0-0	0-0-0	HOME	0-1-0	0-0-0	7-3-0					
1-6-0	0-0-0	0-0-	AWAY	1-4-0	0-0-0	0-2-0					
1-10-0	0-0-0	0-0-0	NEUTRAL	0-4-0	0-4-0	1-2-0					
15-11-0	0-0-0	0-0-0	CONFERENCE	0-3-0	1-2-0	14-6-0					
9-3-0	0-0-0	0-0-0	HOME	0-0-0	1-2-0	8-1-0					
6-6-0	0-0-0	0-0-0	AWAY	0-3-0	0-0-0	6-3-0					
0-2-0	0-0-0	0-0-0	NEUTRAL	0-0-0	0-0-0	0-2-0					
RPI S	Opponent	Score	RPI S	Opponent	Score	RPI S	Opponent	Score	RPI S	Opponent	Score
						55 A	Illinois	1 3	117 N	Morehead St.	1 4
						55 A	Illinois	2 6	119 N	Arkansas St.	2 9
						55 A	Illinois	4 6	119 N	Arkansas St.	4 5
						56 N	BYU	0 5	131 N	Missouri	3 5
						56 N	BYU	7 11	139 H	Saint Joseph's	22 6
						56 N	BYU	3 11	139 H	Saint Joseph's	2 3
						56 N	BYU	7 21	139 H	Saint Joseph's	2 3
						58 A	Southeast Mo. St.	12 8	167 H	Davidson	0 1
						58 H	Southeast Mo. St.	3 10	167 H	Davidson	12 2
						75 A	VCU	6 7	167 H	Davidson	2 1
						75 A	VCU	1 5	180 N	Omaha	2 16
						75 A	VCU	0 1	195 A	Richmond	2 4
						83 A	Missouri St.	4 15	195 A	Richmond	13 7
									195 A	Richmond	3 5
									198 H	Murray St.	1 9
									199 A	Kansas	3 5
									201 N	Fordham	7 9
									208 H	George Washington	8 5
									208 H	George Washington	9 4
									208 H	George Washington	11 1
									208 N	George Washington	1 6
									219 H	Illinois St.	5 4
									222 A	St. Bonaventure	2 4
									222 A	St. Bonaventure	6 1
									222 A	St. Bonaventure	7 4
									233 A	Dayton	5 1
									233 A	Dayton	7 2

Non-Div. I Games: Rockhurst 2 1

Saint Louis

222	A	St. Bonaventure	6	1
222	A	St. Bonaventure	7	4

RPI	S	Opponent	Score	
233	A	Dayton	5	3
272	H	Eastern Ill.	2	0
274	H	George Mason	15	0
274	H	George Mason	15	6
274	H	George Mason	3	2
275	N	Purdue	3	2
276	H	Butler	9	4
276	H	Butler	13	12
276	H	Butler	6	8
280	A	SIUE	8	9
280	H	SIUE	1	6
289	N	North Dakota	2	7
292	H	Chicago St.	7	1
292	H	Chicago St.	7	0
292	H	Chicago St.	8	2

S
a
i
n
t
L
o
u
i
s

S
a
i
n
t
L
o
u
i
s

Average RPI Win: 165		WON-LOST RECORD		WINNING PCT. RANK		LAST 15 GAMES		STRENGTH OF SCHEDULE		OPP. STRENGTH OF SCHEDULE		TEAM RPI		ADJ RPI		CONF. RPI		ADJ CONF. RPI	
DIV. I ONLY		18-36-0		.33333 258		7-8-0		151		125		241		.45151 241		10		10	
DIV. I NON-CONF.		9-15-0		.375 218		4-1-0		229		217		258		.43767 258		9		9	
TOTALS		RPI 1-25		RPI 26-50		W-L RECORDS		RPI 51-100		RPI 101-150		RPI 150+							
18-36-0		1-5-0		2-3-0		OVERALL		0-11-0		5-4-0		10-13-0							
12-14-0		0-0-0		2-2-0		HOME		0-6-0		4-2-0		6-4-0							
4-17-0		1-4-0		0-0-0		AWAY		0-4-0		1-2-0		2-7-0							
2-5-0		0-1-0		0-1-0		NEUTRAL		0-1-0		0-0-0		2-2-0							
9-15-0		0-3-0		0-2-0		NON-CONFERENCE		0-2-0		0-0-0		9-8-0							
6-5-0		0-0-0		0-1-0		HOME		0-0-0		0-0-0		6-4-0							
1-5-0		0-2-0		0-0-		AWAY		0-1-0		0-0-0		1-2-0							
2-5-0		0-1-0		0-1-0		NEUTRAL		0-1-0		0-0-0		2-2-0							
9-21-0		1-2-0		2-1-0		CONFERENCE		0-9-0		5-4-0		1-5-0							
6-9-0		0-0-0		2-1-0		HOME		0-6-0		4-2-0		0-0-0							
3-12-0		1-2-0		0-0-0		AWAY		0-3-0		1-2-0		1-5-0							
0-0-0		0-0-0		0-0-0		NEUTRAL		0-0-0		0-0-0		0-0-0							
RPI	S	Opponent		Score		RPI	S	Opponent		Score		RPI	S	Opponent		Score			
5	A	Coastal Caro.		2	17	28	H	Wake Forest		9	15	81	H	Ga. Southern		3	13		
13	A	South Carolina		0	5	28	N	Wake Forest		7	10	81	H	Ga. Southern		6	8		
17	A	UL Lafayette		1	4	43	H	South Ala.		1	8	81	H	Ga. Southern		1	5		
17	A	UL Lafayette		0	7	43	H	South Ala.		4	3	82	N	Old Dominion		3	12		
17	A	UL Lafayette		6	1	43	H	South Ala.		4	3	88	A	Tennessee		5	7		
23	N	Virginia		0	8							93	A	Troy		2	3		
												93	A	Troy		7	9		
												93	A	Troy		3	4		
												99	H	UT Arlington		3	4		
												99	H	UT Arlington		3	8		
												99	H	UT Arlington		5	7		

Non-Div. I Games:

Appalachian St.

99	H	UT	Arlington	3	4
17	A	UL	Lafayette	1	4

RPI	S	Opponent	Score	
278	H	N.C. Central	12	1
285	H	UNC Asheville	3	8
285	N	UNC Asheville	8	0
287	A	N.C. A&T	7	6
287	H	N.C. A&T	10	9

Appalachian St.

A
P
P
a
l
a
c
h
i
a
n
S
t
.

A
P
P
a
l
a
c
h
i
a
n
S
t
.

Average RPI Win:	226	WON-LOST RECORD	WINNING PCT. RANK	LAST 15 GAMES	STRENGTH OF SCHEDULE	OPP. STRENGTH OF SCHEDULE	TEAM RPI	ADJ RPI	CONF. RPI	ADJ CONF. RPI		
Average RPI Loss:	198											
DIV. I ONLY	25-32-0	.4386	198	10-5-0	281	266	242	.45133	242	29	29	
DIV. I NON-CONF.	7-22-0	.24138	271	1-1-0	260	211	268	.42698	268	29	29	
<hr/>												
TOTALS	RPI 1-25	RPI 26-50		W-L RECORDS		RPI 51-100		RPI 101-150		RPI 150+		
25-32-0	0-0-0	0-0-0		OVERALL		1-2-0		2-9-0		22-21-0		
9-7-0	0-0-0	0-0-0		HOME		0-0-0		1-0-0		8-7-0		
14-23-0	0-0-0	0-0-0		AWAY		1-2-0		1-9-0		12-12-0		
2-2-0	0-0-0	0-0-0		NEUTRAL		0-0-0		0-0-0		2-2-0		
<hr/>												
7-22-0	0-0-0	0-0-0		NON-CONFERENCE		1-2-0		2-9-0		4-11-0		
1-3-0	0-0-0	0-0-0		HOME		0-0-0		1-0-0		0-3-0		
6-19-0	0-0-0	0-0-		AWAY		1-2-0		1-9-0		4-8-0		
0-0-0	0-0-0	0-0-0		NEUTRAL		0-0-0		0-0-0		0-0-0		
<hr/>												
18-10-0	0-0-0	0-0-0		CONFERENCE		0-0-0		0-0-0		18-10-0		
8-4-0	0-0-0	0-0-0		HOME		0-0-0		0-0-0		8-4-0		
8-4-0	0-0-0	0-0-0		AWAY		0-0-0		0-0-0		8-4-0		
2-2-0	0-0-0	0-0-0		NEUTRAL		0-0-0		0-0-0		2-2-0		
<hr/>												
RPI	S	Opponent	Score	RPI	S	Opponent	Score	RPI	S	Opponent	Score	
								69	A	Indiana St.	3	12
								69	A	Indiana St.	3	2
								69	A	Indiana St.	3	10
								107	H	Binghamton	8	7
								117	A	Morehead St.	7	24
								117	A	Morehead St.	4	11
								146	A	UCF	9	10
								146	A	UCF	0	15
								146	A	UCF	2	11
								147	A	Stetson	3	5
								147	A	Stetson	6	13
								150	A	Delaware	9	2
								150	A	Delaware	2	6
								150	A	Delaware	4	11
								158	H	Holy Cross	6	9
								174	N	Fairfield	2	18
								181	A	Monmouth	4	10
								181	A	Monmouth	6	2
181	A	Monmouth	6	4								
196	A	Canisius	4	16								
196	A	Canisius	6	4								
196	A	Canisius	3	1								
196	N	Canisius	5	0								
196	N	Canisius	4	8								
								201	A	Fordham	4	2
								205	A	Central Conn. St.	5	6
								217	N	Manhattan	15	4
								218	H	Quinnipiac	8	7
								218	H	Quinnipiac	3	2
								218	H	Quinnipiac	0	7
								LAST 15 GAMES				
174	N	Fairfield	2	18	221	A	UMass Lowell	4	9			
217	N	Manhattan	15	4	284	A	Iona	2	3			
196	N	Canisius	5	0	284	A	Iona	4	3			
196	N	Canisius	4	8								
252	H	Marist	10	9								

Non-Div. I Games:

Siena

252 H Marist	6	3
252 H Marist	9	8

RPI	S	Opponent	Score	
221	A	UMass Lowell	4	9
226	A	Dartmouth	3	5
237	H	Brown	5	7
237	H	Brown	2	10
248	A	Fairleigh Dickinson	6	10
252	H	Marist	6	3
252	H	Marist	10	9
252	H	Marist	9	8
254	A	Army West Point	13	6
260	A	The Citadel	2	14
260	A	The Citadel	2	3
260	A	The Citadel	4	6
264	H	Niagara	8	0
264	H	Niagara	4	8
264	H	Niagara	2	8
269	A	Rider	5	0
269	A	Rider	5	2
269	A	Rider	7	20
274	A	George Mason	19	7
274	A	George Mason	5	3
274	A	George Mason	2	5
284	A	Iona	4	3
284	A	Iona	12	6
284	A	Iona	2	3
295	H	Saint Peter's	12	1
295	H	Saint Peter's	12	6
295	H	Saint Peter's	2	3

Siena

S
i
e
n
a

S
i
e
n
a

Average RPI Win: 237		WON-LOST RECORD	WINNING PCT. RANK	LAST 15 GAMES	STRENGTH OF SCHEDULE	OPP. STRENGTH OF SCHEDULE	TEAM RPI	ADJ RPI		CONF. RPI	ADJ CONF. RPI	
Average RPI Loss: 173												
DIV. I ONLY		21-31-0	.40385 219	9-6-0	256	274	243	.45078	243	23	23	
DIV. I NON-CONF.		13-15-0	.46429 163	6-1-0	254	294	196	.47377	195	21	21	
<hr/>												
TOTALS		RPI 1-25		RPI 26-50		W-L RECORDS		RPI 51-100		RPI 101-150		RPI 150+
21-31-0		0-0-0		0-0-0		OVERALL		0-6-0		0-1-0		21-24-0
7-10-0		0-0-0		0-0-0		HOME		0-0-0		0-0-0		7-10-0
13-18-0		0-0-0		0-0-0		AWAY		0-6-0		0-1-0		13-11-0
1-3-0		0-0-0		0-0-0		NEUTRAL		0-0-0		0-0-0		1-3-0
13-15-0		0-0-0		0-0-0		NON-CONFERENCE		0-3-0		0-1-0		13-11-0
3-2-0		0-0-0		0-0-0		HOME		0-0-0		0-0-0		3-2-0
9-10-0		0-0-0		0-0-		AWAY		0-3-0		0-1-0		9-6-0
1-3-0		0-0-0		0-0-0		NEUTRAL		0-0-0		0-0-0		1-3-0
8-16-0		0-0-0		0-0-0		CONFERENCE		0-3-0		0-0-0		8-13-0
4-8-0		0-0-0		0-0-0		HOME		0-0-0		0-0-0		4-8-0
4-8-0		0-0-0		0-0-0		AWAY		0-3-0		0-0-0		4-5-0
0-0-0		0-0-0		0-0-0		NEUTRAL		0-0-0		0-0-0		0-0-0
RPI	S	Opponent	Score	RPI	S	Opponent	Score	RPI	S	Opponent	Score	
						70 A Kentucky	1 5			134 A Navy	2 6	
						70 A Kentucky	3 14			164 H Miami (OH)	6 7	
						70 A Kentucky	8 9			164 H Miami (OH)	0 6	
						71 A Kent St.	4 5			164 H Miami (OH)	0 3	
						71 A Kent St.	0 5			166 A Northeastern	6 3	
						71 A Kent St.	2 12			166 A Northeastern	4 8	
										166 A Northeastern	0 1	
										167 A Davidson	0 5	
										175 H Ball St.	2 4	
										175 H Ball St.	6 9	
										175 H Ball St.	4 3	
										177 N Air Force	0 13	
										185 H Eastern Mich.	12 4	
										185 H Eastern Mich.	1 2	
										185 H Eastern Mich.	3 4	
										196 A Canisius	5 9	
										196 A Canisius	5 4	
										196 H Canisius	4 2	
										196 H Canisius	1 3	
										203 A Toledo	13 7	
										203 A Toledo	6 4	
										203 A Toledo	2 3	
										210 A Northern Ill.	2 9	
										210 A Northern Ill.	7 17	
										210 A Northern Ill.	7 2	
										222 A St. Bonaventure	1 2	
										222 A St. Bonaventure	2 9	
				LAST 15 GAMES								
						262 H Bowling Green	8 3			264 H Niagara	9 2	
						262 H Bowling Green	4 0			264 H Niagara	4 3	
						262 H Bowling Green	2 8			71 A Kent St.	2 12	
						264 A Niagara	7 3			222 A St. Bonaventure	1 2	
						264 A Niagara	8 0			222 A St. Bonaventure	2 9	

Non-Div. I Games:

Buffalo

249	N	Hofstra	11	3
249	N	Hofstra	1	2

RPI	S	Opponent	Score	
222	H	St. Bonaventure	1	6
235	A	Ohio	5	6
235	A	Ohio	9	3
235	A	Ohio	1	3
249	N	Hofstra	1	2
249	N	Hofstra	11	3
252	N	Marist	3	8
262	H	Bowling Green	2	8
262	H	Bowling Green	4	0
262	H	Bowling Green	8	3
264	A	Niagara	7	3
264	A	Niagara	8	0
264	H	Niagara	4	3
264	H	Niagara	9	2
266	A	UT Martin	8	5
266	A	UT Martin	15	8
266	A	UT Martin	5	3
290	A	Mt. St. Mary's	15	0
290	A	Mt. St. Mary's	2	0

Buffalo

B
u
f
f
a
l
o

B
u
f
f
a
l
o

Average RPI Win:	244	WON-LOST RECORD	WINNING PCT. RANK	LAST 15 GAMES	STRENGTH OF SCHEDULE	OPP. STRENGTH OF SCHEDULE	TEAM RPI	ADJ RPI	CONF. RPI	ADJ CONF. RPI
DIV. I ONLY	244	23-29-0	.44231 193	9-4-0	264	287	244	.45066 244	27	27
DIV. I NON-CONF.	198	13-17-0	.43333 188	2-1-0	265	297	252	.44451 252	28	28
<hr/>										
TOTALS	RPI 1-25	RPI 26-50		W-L RECORDS	RPI 51-100		RPI 101-150		RPI 150+	
23-29-0	0-0-0	0-0-0		OVERALL	0-3-0		2-4-0		21-22-0	
10-7-0	0-0-0	0-0-0		HOME	0-0-0		1-0-0		9-7-0	
10-17-0	0-0-0	0-0-0		AWAY	0-3-0		1-3-0		9-11-0	
3-5-0	0-0-0	0-0-0		NEUTRAL	0-0-0		0-1-0		3-4-0	
13-17-0	0-0-0	0-0-0		NON-CONFERENCE	0-3-0		1-1-0		12-13-0	
5-4-0	0-0-0	0-0-0		HOME	0-0-0		1-0-0		4-4-0	
6-10-0	0-0-0	0-0-0		AWAY	0-3-0		0-0-0		6-7-0	
2-3-0	0-0-0	0-0-0		NEUTRAL	0-0-0		0-1-0		2-2-0	
10-12-0	0-0-0	0-0-0		CONFERENCE	0-0-0		1-3-0		9-9-0	
5-3-0	0-0-0	0-0-0		HOME	0-0-0		0-0-0		5-3-0	
4-7-0	0-0-0	0-0-0		AWAY	0-0-0		1-3-0		3-4-0	
1-2-0	0-0-0	0-0-0		NEUTRAL	0-0-0		0-0-0		1-2-0	
RPI S Opponent Score	RPI S Opponent Score		RPI S Opponent Score		RPI S Opponent Score		RPI S Opponent Score		RPI S Opponent Score	
					64 A Marshall 2 4		109 N Bradley 1 2			
					64 A Marshall 4 6		134 A Navy 3 10			
					64 A Marshall 6 12		134 A Navy 0 3			
							134 A Navy 0 3			
							134 A Navy 9 2			
							150 H Delaware 16 7			
							158 H Holy Cross 1 6			
							158 H Holy Cross 3 12			
							158 H Holy Cross 4 5			
							158 H Holy Cross 5 4			
							158 N Holy Cross 8 12			
							158 N Holy Cross 18 5			
							158 N Holy Cross 4 9			
							217 A Manhattan 2 10			
							217 A Manhattan 6 4			
							217 H Manhattan 0 2			
							226 N Dartmouth 4 5			
							226 N Dartmouth 5 4			
							226 N Dartmouth 15 7			
							234 H Penn 4 11			
							238 A Villanova 6 8			
							245 N Maine 6 11			
							248 A Fairleigh Dickinson 6 10			
							248 A Fairleigh Dickinson 0 7			
							248 H Fairleigh Dickinson 5 6			
							248 H Fairleigh Dickinson 4 5			
							254 A Army West Point 3 1			
<hr/>										
LAST 15 GAMES										
				158 N Holy Cross 8 12		279 A NYIT 16 5		248 A Fairleigh Dickinson 6 10		
				158 N Holy Cross 18 5		265 H Lafayette 6 3		248 A Fairleigh Dickinson 0 7		
				158 N Holy Cross 4 9		265 H Lafayette 5 2		248 H Fairleigh Dickinson 5 6		
				295 A Saint Peter's 2 1				248 H Fairleigh Dickinson 4 5		
				254 A Army West Point 2 5				254 A Army West Point 3 1		

Non-Div. I Games: Immaculata 8 2 Immaculata 11 2

Lehigh

254	A	Army West Point	7	4
254	A	Army West Point	3	1

RPI	S	Opponent	Score	
254	A	Army West Point	7	4
254	A	Army West Point	2	5
261	A	Bucknell	2	11
261	A	Bucknell	5	7
261	A	Bucknell	3	4
261	A	Bucknell	10	1
265	H	Lafayette	6	3
265	H	Lafayette	5	2
265	H	Lafayette	4	3
265	H	Lafayette	10	4
268	A	Norfolk St.	7	6
268	A	Norfolk St.	10	3
268	A	Norfolk St.	7	2
269	A	Rider	9	10
269	H	Rider	9	8
279	A	NYIT	16	5
279	H	NYIT	10	5
294	A	UMES	6	7
294	A	UMES	4	5
295	A	Saint Peter's	2	1
295	H	Saint Peter's	6	3
299	H	Coppin St.	10	4

Lehigh

L
e
h
i
g
h

L
e
h
i
g
h

Average RPI Win:		183	WON-LOST RECORD		WINNING PCT. RANK		LAST 15 GAMES		STRENGTH OF SCHEDULE		OPP. STRENGTH OF SCHEDULE		TEAM RPI		ADJ RPI		CONF. RPI		ADJ CONF. RPI	
DIV. I ONLY			17-35-0		.32692 264		6-8-0		145		241		245		.45016 245		20		20	
DIV. I NON-CONF.			8-18-0		.30769 254		0-0-0		151		255		243		.45145 243		19		19	
TOTALS		RPI 1-25		RPI 26-50		W-L RECORDS		RPI 51-100		RPI 101-150		RPI 150+								
17-35-0		1-3-0		0-0-0		OVERALL		0-3-0		4-11-0		12-18-0								
9-9-0		0-0-0		0-0-0		HOME		0-0-0		1-4-0		8-5-0								
5-17-0		1-3-0		0-0-0		AWAY		0-2-0		3-6-0		1-4-0								
3-9-0		0-0-0		0-0-0		NEUTRAL		0-0-0		0-0-0		3-9-0								
8-18-0		1-3-0		0-0-0		NON-CONFERENCE		0-0-0		3-6-0		4-9-0								
3-3-0		0-0-0		0-0-0		HOME		0-0-0		1-1-0		2-2-0								
3-8-0		1-3-0		0-0-		AWAY		0-0-0		2-5-0		0-0-0								
2-7-0		0-0-0		0-0-0		NEUTRAL		0-0-0		0-0-0		2-7-0								
9-17-0		0-0-0		0-0-0		CONFERENCE		0-3-0		1-5-0		8-9-0								
6-6-0		0-0-0		0-0-0		HOME		0-0-0		0-3-0		6-3-0								
2-9-0		0-0-0		0-0-0		AWAY		0-3-0		1-2-0		1-4-0								
1-2-0		0-0-0		0-0-0		NEUTRAL		0-0-0		0-0-0		1-2-0								
RPI	S	Opponent		Score		RPI	S	Opponent		Score		RPI	S	Opponent		Score				
3	A	Miami (FL)		2	6			66	A	Hartford	5	6	101	H	Rhode Island		4	6		
7	A	Clemson		2	19			66	A	Hartford	4	11	101	H	Rhode Island		1	0		
7	A	Clemson		4	3			66	A	Hartford	1	4	107	A	Binghamton		12	7		
7	A	Clemson		4	9								107	A	Binghamton		2	4		
													107	A	Binghamton		3	7		
													107	H	Binghamton		1	8		
													107	H	Binghamton		0	2		
													107	H	Binghamton		1	6		
													145	A	New Mexico St.		13	3		
													145	A	New Mexico St.		2	3		
													145	A	New Mexico St.		3	1		
													145	A	New Mexico St.		3	7		
													147	A	Stetson		6	7		
													147	A	Stetson		1	5		
													147	A	Stetson		4	6		
													162	A	Stony Brook		1	2		
													162	A	Stony Brook		0	11		
													162	H	Stony Brook		2	1		
													162	H	Stony Brook		0	9		
													162	H	Stony Brook		1	8		
													162	N	Stony Brook		0	1		
													172	H	UMBC		1	3		
													172	H	UMBC		7	5		
													172	H	UMBC		6	3		
													172	N	UMBC		11	1		
													197	N	North Dakota St.		3	4		
													211	A	Albany (NY)		5	2		
Non-Div. I Games:		Colby		9	3	Me.-Presque Isle		11	0	Thomas (ME)		8	4	Maine						

M a i n e

M a i n e

Maine

Maine

M a i n e

[illegible]

Non-Div. I Games:

Northern Ky.

138	A	Valparaiso	9	4
138	A	Valparaiso	12	4

RPI	S	Opponent	Score	
233	H	Dayton	4	3
235	A	Ohio	7	6
247	A	ETSU	21	12
247	A	ETSU	3	2
247	A	ETSU	6	7
255	H	Northwestern	7	1
258	A	Youngstown St.	9	8
258	A	Youngstown St.	11	5
258	A	Youngstown St.	1	3
258	H	Youngstown St.	8	7
258	H	Youngstown St.	12	8
267	N	Western Ill.	11	16
267	N	Western Ill.	5	4
267	N	Western Ill.	6	8
267	N	Western Ill.	7	4
276	H	Butler	8	3

Northern Ky.

N
o
r
t
h
e
r
n
K
y
.

N
o
r
t
h
e
r
n
K
y
.

Average RPI Win: 219		WON-LOST RECORD	WINNING PCT. RANK	LAST 15 GAMES	STRENGTH OF SCHEDULE	OPP. STRENGTH OF SCHEDULE	TEAM RPI	ADJ RPI		CONF. RPI	ADJ CONF. RPI
Average RPI Loss: 147											
DIV. I ONLY		27-30-0	.47368 169	9-6-0	277	157	247	.44965	247	18	18
DIV. I NON-CONF.		13-17-0	.43333 188	0-2-0	299	172	287	.40134	287	20	20
<hr/>											
TOTALS		RPI 1-25	RPI 26-50		W-L RECORDS		RPI 51-100		RPI 101-150		RPI 150+
27-30-0		0-0-0	0-3-0		OVERALL		1-10-0		6-5-0		20-12-0
18-14-0		0-0-0	0-0-0		HOME		0-4-0		3-3-0		15-7-0
8-14-0		0-0-0	0-3-0		AWAY		1-6-0		3-0-0		4-5-0
1-2-0		0-0-0	0-0-0		NEUTRAL		0-0-0		0-2-0		1-0-0
13-17-0		0-0-0	0-3-0		NON-CONFERENCE		0-2-0		1-2-0		12-10-0
10-10-0		0-0-0	0-0-0		HOME		0-1-0		1-2-0		9-7-0
3-7-0		0-0-0	0-0-		AWAY		0-1-0		0-0-0		3-3-0
0-0-0		0-0-0	0-0-0		NEUTRAL		0-0-0		0-0-0		0-0-0
14-13-0		0-0-0	0-0-0		CONFERENCE		1-8-0		5-3-0		8-2-0
8-4-0		0-0-0	0-0-0		HOME		0-3-0		2-1-0		6-0-0
5-7-0		0-0-0	0-0-0		AWAY		1-5-0		3-0-0		1-2-0
1-2-0		0-0-0	0-0-0		NEUTRAL		0-0-0		0-2-0		1-0-0
RPI	S	Opponent	Score	RPI	S	Opponent	Score	RPI	S	Opponent	Score
				30	A	UNCW	5 15	76	A	UNCG	7 9
				30	A	UNCW	11 16	76	A	UNCG	6 13
				30	A	UNCW	7 17	76	A	UNCG	5 6
								88	A	Tennessee	2 11
								88	H	Tennessee	2 11
								95	H	Mercer	8 9
								95	H	Mercer	5 7
								95	H	Mercer	9 12
								97	A	Western Caro.	11 12
								97	A	Western Caro.	14 8
								97	A	Western Caro.	9 15
	</										

Non-Div. I Games:

ETSU

260	H	The Citadel	11	2
88	A	Tennessee	2	11

RPI	S	Opponent	Score	
260	H	The Citadel	10	6
260	H	The Citadel	10	9
260	N	The Citadel	4	2
262	H	Bowling Green	1	7
262	H	Bowling Green	12	1
275	H	Purdue	6	19
275	H	Purdue	4	2
275	H	Purdue	9	8
275	H	Purdue	8	2
277	H	La Salle	6	3
277	H	La Salle	4	6
277	H	La Salle	4	9
285	A	UNC Asheville	5	7
285	H	UNC Asheville	9	1
287	A	N.C. A&T	17	5
287	H	N.C. A&T	15	5

Average RPI Win: 241		WON-LOST	WINNING	LAST 15	STRENGTH OF		OPP. STRENGTH	TEAM	ADJ		CONF.	ADJ CONF.
Average RPI Loss: 195		RECORD	PCT. RANK	GAMES	SCHEDULE		OF SCHEDULE	RPI	RPI		RPI	RPI
DIV. I ONLY		28-28-0	.5	147	282		286	248	.44801		248	26
DIV. I NON-CONF.		10-11-0	.47619	161	294		299	264	.43135		264	26
TOTALS		RPI 1-25	RPI 26-50		W-L RECORDS		RPI 51-100		RPI 101-150		RPI 150+	
28-28-0		0-0-0	1-4-0		OVERALL		0-0-0		0-1-0		27-23-0	
12-11-0		0-0-0	1-3-0		HOME		0-0-0		0-1-0		11-7-0	
13-13-0		0-0-0	0-0-0		AWAY		0-0-0		0-0-0		13-13-0	
3-4-0		0-0-0	0-1-0		NEUTRAL		0-0-0		0-0-0		3-3-0	
10-11-0		0-0-0	0-0-0		NON-CONFERENCE		0-0-0		0-1-0		10-10-0	
4-3-0		0-0-0	0-0-0		HOME		0-0-0		0-1-0		4-2-0	
5-6-0		0-0-0	0-0-		AWAY		0-0-0		0-0-0		5-6-0	
1-2-0		0-0-0	0-0-0		NEUTRAL		0-0-0		0-0-0		1-2-0	
18-17-0		0-0-0	1-4-0		CONFERENCE		0-0-0		0-0-0		17-13-0	
8-8-0		0-0-0	1-3-0		HOME		0-0-0		0-0-0		7-5-0	
8-7-0		0-0-0	0-0-0		AWAY		0-0-0		0-0-0		8-7-0	
2-2-0		0-0-0	0-1-0		NEUTRAL		0-0-0		0-0-0		2-1-0	
RPI S	Opponent	Score	RPI S	Opponent	Score	RPI S	Opponent	Score	RPI S	Opponent	Score	
			35 H	Bryant	2 6				135 H	St. John's (NY)	1 16	
			35 H	Bryant	10 3				154 A	Longwood	3 5	
			35 H	Bryant	9 11				154 A	Longwood	3 6	
			35 H	Bryant	1 19				154 A	Longwood	3 4	
			35 N	Bryant	3 8				160 A	Sacred Heart	5 4	
									160 A	Sacred Heart	0 2	
									160 A	Sacred Heart	6 9	
									160 H	Sacred Heart	5 6	
									160 H	Sacred Heart	0 3	
									160 H	Sacred Heart	7 8	
									160 H	Sacred Heart	7 5	
									160 N	Sacred Heart	11 8	
									160 N	Sacred Heart	8 9	
									205 H	Central Conn. St.	3 2	
									205 H	Central Conn. St.	2 1	
									205 H	Central Conn. St.	4 8	
									205 H	Central Conn. St.	2 1	
									205 N	Central Conn. St.	2 0	
									242 H	Siena	10 6	
									244 A	Lehigh	6 5	
									244 A	Lehigh	5 4	
									244 H	Lehigh	7 0	
									244 H	Lehigh	10 6	
									249 H	Hofstra	1 4	
									256 A	LIU Brooklyn	9 10	
									256 A	LIU Brooklyn	7 8	
									256 A	LIU Brooklyn	17 2	
LAST 15 GAMES												
			35 N	Bryant	3 8		256 A	LIU Brooklyn	8 7			
			160 N	Sacred Heart	11 8		205 H	Central Conn. St.	3 2			
			205 N	Central Conn. St.	2 0		205 H	Central Conn. St.	2 1			
			160 N	Sacred Heart	8 9							
			256 A	LIU Brooklyn	7 8							

Non-Div. I Games:

Fairleigh Dickinson

256 A LIU Brooklyn	17	2
256 A LIU Brooklyn	9	10

RPI	S	Opponent	Score	
256	A	LIU Brooklyn	8	7
259	A	Wagner	6	4
259	A	Wagner	6	3
259	A	Wagner	3	6
259	A	Wagner	0	7
263	A	NJIT	3	14
265	A	Lafayette	7	6
279	A	NYIT	1	0
279	A	NYIT	0	9
279	H	NYIT	11	1
279	H	NYIT	3	6
290	A	Mt. St. Mary's	1	0
290	A	Mt. St. Mary's	4	1
290	A	Mt. St. Mary's	2	5
290	A	Mt. St. Mary's	17	2
290	H	Mt. St. Mary's	9	4
290	H	Mt. St. Mary's	6	0
290	H	Mt. St. Mary's	4	3
290	H	Mt. St. Mary's	6	13
294	N	UMES	7	5
294	N	UMES	1	5
294	N	UMES	4	6
299	A	Coppin St.	8	15
299	A	Coppin St.	35	24

Fairleigh Dickinson

F
a
i
r
l
e
i
g
h
D
i
c
k
i
n
s
o
n

F
a
i
r
l
e
i
g
h
D
i
c
k
i
n
s
o
n

Average RPI Win: 218		WON-LOST	WINNING	LAST 15	STRENGTH OF		OPP. STRENGTH	TEAM	ADJ		CONF.	ADJ CONF.						
Average RPI Loss: 134		RECORD	PCT. RANK	GAMES	SCHEDULE		OF SCHEDULE	RPI	RPI		RPI	RPI						
DIV. I ONLY		15-37-0	.28846	275	2-13-0		174	197	250		.44714	249	14	14				
DIV. I NON-CONF.		10-19-0	.34483	235	1-2-0		209	265	218		.46533	218	14	14				
TOTALS		RPI 1-25	RPI 26-50		W-L RECORDS		RPI 51-100		RPI 101-150		RPI 150+							
15-37-0		0-3-0	0-6-0		OVERALL		3-2-0		0-7-0		12-19-0							
5-10-0		0-0-0	0-0-0		HOME		3-0-0		0-3-0		2-7-0							
9-22-0		0-3-0	0-6-0		AWAY		0-2-0		0-0-0		9-11-0							
1-5-0		0-0-0	0-0-0		NEUTRAL		0-0-0		0-4-0		1-1-0							
10-19-0		0-3-0	0-3-0		NON-CONFERENCE		0-0-0		0-4-0		10-9-0							
1-2-0		0-0-0	0-0-0		HOME		0-0-0		0-0-0		1-2-0							
8-12-0		0-3-0	0-0-		AWAY		0-0-0		0-0-0		8-6-0							
1-5-0		0-0-0	0-0-0		NEUTRAL		0-0-0		0-4-0		1-1-0							
5-18-0		0-0-0	0-3-0		CONFERENCE		3-2-0		0-3-0		2-10-0							
4-8-0		0-0-0	0-0-0		HOME		3-0-0		0-3-0		1-5-0							
1-10-0		0-0-0	0-3-0		AWAY		0-2-0		0-0-0		1-5-0							
0-0-0		0-0-0	0-0-0		NEUTRAL		0-0-0		0-0-0		0-0-0							
RPI	S	Opponent	Score		RPI	S	Opponent	Score		RPI	S	Opponent	Score					
4	A	Texas A&M	2	5	30	A	UNCW	5	10	62	H	Col. of Charleston	4	3				
4	A	Texas A&M	0	5	30	A	UNCW	5	6	62	H	Col. of Charleston	3	1				
4	A	Texas A&M	4	15	30	A	UNCW	4	18	62	H	Col. of Charleston	8	7				
					36	A	Ohio St.	2	4	89	A	William & Mary	10	15				
					36	A	Ohio St.	1	12	89	A	William & Mary	6	14				
					36	A	Ohio St.	1	2									
												131	N	Missouri	2	12		
												131	N	Missouri	4	11		
												131	N	Missouri	2	3		
												131	N	Missouri	0	8		
												150	H	Delaware	4	8		
												150	H	Delaware	4	8		
												150	H	Delaware	3	13		
												154	A	Longwood	0	2		
												154	A	Longwood	3	4		
												154	A	Longwood	5	6		
												166	H	Northeastern	5	1		
												166	H	Northeastern	1	4		
												166	H	Northeastern	3	18		
												174	A	Fairfield	4	5		
												178	H	James Madison	0	6		
												178	H	James Madison	1	9		
												178	H	James Madison	4	15		
												181	A	Monmouth	4	5		
												181	H	Monmouth	4	5		
												201	H	Fordham	6	7		
												206	A	Elon	8	14		
												206	A	Elon	2	7		
												206	A	Elon	5	10		
												217	A	Manhattan	1	5		
												217	H	Manhattan	14	4		
												225	A	Towson	2	4		
												225	A	Towson	4	15		
LAST 15 GAMES				178	H	James Madison	1	9	166	H	Northeastern	5	1	206	A	Elon	5	10
				178	H	James Madison	0	6	166	H	Northeastern	3	18	217	A	Manhattan	1	5
				178	H	James Madison	4	15	30	A	UNCW	4	18	217	H	Manhattan	14	4
				181	A	Monmouth	4	5						225	A	Towson	2	4
				243	N	Buffalo	3	11						225	A	Towson	4	15

Non-Div. I Games:

Hofstra

243	N	Buffalo	2	1
166	H	Northeastern	1	4

RPI	S	Opponent	Score	
225	A	Towson	7	3
243	N	Buffalo	2	1
243	N	Buffalo	3	11
248	A	Fairleigh Dickinson	4	1
254	A	Army West Point	14	8
256	A	LIU Brooklyn	12	6
279	A	NYIT	3	1
295	A	Saint Peter's	11	4
299	A	Coppin St.	17	4
299	A	Coppin St.	17	0
299	A	Coppin St.	15	0

Hofstra

H
o
f
s
t
r
a

H
o
f
s
t
r
a

Average RPI Win:	215	WON-LOST RECORD	WINNING PCT. RANK	LAST 15 GAMES	STRENGTH OF SCHEDULE	OPP. STRENGTH OF SCHEDULE	TEAM RPI	ADJ RPI	CONF. RPI	ADJ CONF. RPI	
DIV. I ONLY	18-27-0	.4	222	7-8-0	247	248	251	.44696	250	24	24
DIV. I NON-CONF.	7-14-0	.33333	239	0-3-0	277	225	275	.4233	272	25	25
<hr/>											
TOTALS	RPI 1-25	RPI 26-50		W-L RECORDS		RPI 51-100		RPI 101-150		RPI 150+	
18-27-0	0-0-0	1-3-0		OVERALL		0-0-0		1-5-0		16-19-0	
9-7-0	0-0-0	1-1-0		HOME		0-0-0		0-3-0		8-3-0	
5-16-0	0-0-0	0-2-0		AWAY		0-0-0		1-2-0		4-12-0	
4-4-0	0-0-0	0-0-0		NEUTRAL		0-0-0		0-0-0		4-4-0	
7-14-0	0-0-0	1-3-0		NON-CONFERENCE		0-0-0		0-0-0		6-11-0	
2-2-0	0-0-0	1-1-0		HOME		0-0-0		0-0-0		1-1-0	
1-8-0	0-0-0	0-0-		AWAY		0-0-0		0-0-0		1-6-0	
4-4-0	0-0-0	0-0-0		NEUTRAL		0-0-0		0-0-0		4-4-0	
11-13-0	0-0-0	0-0-0		CONFERENCE		0-0-0		1-5-0		10-8-0	
7-5-0	0-0-0	0-0-0		HOME		0-0-0		0-3-0		7-2-0	
4-8-0	0-0-0	0-0-0		AWAY		0-0-0		1-2-0		3-6-0	
0-0-0	0-0-0	0-0-0		NEUTRAL		0-0-0		0-0-0		0-0-0	
RPI S	Opponent	Score	RPI S	Opponent	Score	RPI S	Opponent	Score	RPI S	Opponent	Score
			26 A	Boston College	1 2				101 A	Rhode Island	6 3
			26 H	Boston College	5 11				101 A	Rhode Island	8 11
			48 A	UConn	0 5				101 A	Rhode Island	1 3
			48 H	UConn	9 5				139 H	Saint Joseph's	1 3
									139 H	Saint Joseph's	7 17
									139 H	Saint Joseph's	1 6
									158 H	Holy Cross	3 6
									166 A	Northeastern	3 2
									167 A	Davidson	4 5
									167 A	Davidson	7 1
									167 A	Davidson	2 10
									174 A	Fairfield	2 4
									195 A	Richmond	8 3
									195 A	Richmond	3 6
									195 A	Richmond	4 14
									201 H	Fordham	0 5
									201 H	Fordham	8 1
									201 H	Fordham	8 7
									205 H	Central Conn. St.	6 5
									218 A	Quinnipiac	0 7
									221 A	UMass Lowell	3 7
									222 A	St. Bonaventure	3 5
									222 A	St. Bonaventure	3 7
									222 A	St. Bonaventure	3 2
									236 A	Charleston So.	8 12
									236 A	Charleston So.	2 7
									236 A	Charleston So.	1 3
LAST 15 GAMES											
			274 H	George Mason	4 2		221 A	UMass Lowell	3 7		
			274 H	George Mason	2 1		48 A	UConn	0 5		
			274 H	George Mason	2 1		195 A	Richmond	8 3		
			174 A	Fairfield	2 4						
			101 A	Rhode Island	6 3						

Non-Div. I Games:

Massachusetts

101	A	Rhode Island	8	11
101	A	Rhode Island	1	3

RPI	S	Opponent	Score	
239	N	Harvard	1	5
239	N	Harvard	5	9
239	N	Harvard	6	2
245	N	Maine	10	1
245	N	Maine	5	3
254	N	Army West Point	5	6
254	N	Army West Point	3	10
254	N	Army West Point	6	2
274	H	George Mason	4	2
274	H	George Mason	2	1
274	H	George Mason	2	1
277	H	La Salle	3	5
277	H	La Salle	8	3
277	H	La Salle	8	2

Massachusetts

M
a
s
s
a
c
h
u
s
e
t
t
s

M
a
s
s
a
c
h
u
s
e
t
t
s

Average RPI Win:	200	WON-LOST	WINNING	LAST 15	STRENGTH OF	OPP. STRENGTH	TEAM	ADJ	CONF.	ADJ CONF.		
Average RPI Loss:	190	RECORD	PCT. RANK	GAMES	SCHEDULE	OF SCHEDULE	RPI	RPI	RPI	RPI		
DIV. I ONLY		14-22-0	.38889	229	5-10-0	262	252	249	.4462	25	25	
DIV. I NON-CONF.		7-9-0	.4375	185	0-2-0	234	259	168	.48467	171	22	
<hr/>												
TOTALS	RPI 1-25	RPI 26-50		W-L RECORDS		RPI 51-100		RPI 101-150		RPI 150+		
14-22-0	0-0-0	0-0-0		OVERALL		0-0-0		2-6-0		12-16-0		
6-5-0	0-0-0	0-0-0		HOME		0-0-0		1-2-0		5-3-0		
7-15-0	0-0-0	0-0-0		AWAY		0-0-0		1-4-0		6-11-0		
1-2-0	0-0-0	0-0-0		NEUTRAL		0-0-0		0-0-0		1-2-0		
7-9-0	0-0-0	0-0-0		NON-CONFERENCE		0-0-0		1-3-0		6-6-0		
1-0-0	0-0-0	0-0-0		HOME		0-0-0		1-0-0		0-0-0		
5-7-0	0-0-0	0-0-		AWAY		0-0-0		0-3-0		5-4-0		
1-2-0	0-0-0	0-0-0		NEUTRAL		0-0-0		0-0-0		1-2-0		
7-13-0	0-0-0	0-0-0		CONFERENCE		0-0-0		1-3-0		6-10-0		
5-5-0	0-0-0	0-0-0		HOME		0-0-0		0-2-0		5-3-0		
2-8-0	0-0-0	0-0-0		AWAY		0-0-0		1-1-0		1-7-0		
0-0-0	0-0-0	0-0-0		NEUTRAL		0-0-0		0-0-0		0-0-0		
RPI	S	Opponent	Score	RPI	S	Opponent	Score	RPI	S	Opponent	Score	
								107	H	Binghamton	3	2
								108	A	Princeton	4	3
								108	A	Princeton	2	7
								108	H	Princeton	3	4
								108	H	Princeton	1	6
								146	A	UCF	3	4
								146	A	UCF	3	8
								146	A	UCF	0	16
								166	N	Northeastern	0	11
								166	N	Northeastern	7	5
								166	N	Northeastern	0	6
								182	H	Columbia	7	4
								182	H	Columbia	4	3
								182	H	Columbia	9	3
								182	H	Columbia	4	14
								188	A	Wofford	12	5
								188	A	Wofford	1	5
								188	A	Wofford	6	2
								196	A	Canisius	0	1
								196	A	Canisius	4	6
								212	A	Yale	2	4
								212	A	Yale	8	9
								108	A	Princeton	4	3
								234	A	Penn	2	3
								108	A	Princeton	2	13
								234	A	Penn	2	13
								108	H	Princeton	3	4
								234	A	Penn	7	4
108	H	Princeton	1	6								
234	A	Penn	2	3								
196	A	Canisius	0	1								
234	A	Penn	2	13								

Non-Div. I Games: Rollins

5 6 Rollins

5 13

Cornell

196	A	Canisius	4	6
234	A	Penn	5	16

RPI	S	Opponent	Score	
234	A	Penn	5	16
237	A	Brown	2	4
237	A	Brown	6	7
239	H	Harvard	6	4
239	H	Harvard	5	1
261	A	Bucknell	3	2
261	A	Bucknell	8	6
261	A	Bucknell	5	2
261	A	Bucknell	3	12

Cornell

C
o
r
n
e
l
l

C
o
r
n
e
l
l

M
a
r
i
s
t

Marist

269	A	Rider	4	1
269	A	Rider	6	2

RPI	S	Opponent	Score	
259	H	Wagner	10	5
263	A	NJIT	4	2
264	H	Niagara	12	1
264	H	Niagara	3	2
264	H	Niagara	3	7
269	A	Rider	4	1
269	A	Rider	6	2
269	A	Rider	12	4
284	A	Iona	1	2
284	A	Iona	2	3
284	A	Iona	7	6
291	A	Delaware St.	15	0
291	A	Delaware St.	4	2
291	A	Delaware St.	4	3
295	H	Saint Peter's	4	6
295	H	Saint Peter's	1	3
295	H	Saint Peter's	9	2

Marist

M
a
r
i
s
t

M
a
r
i
s
t

Average RPI Win:		206	WON-LOST RECORD		WINNING PCT. RANK	LAST 15 GAMES	STRENGTH OF SCHEDULE		OPP. STRENGTH OF SCHEDULE	TEAM RPI	ADJ RPI	CONF. RPI	ADJ CONF. RPI				
Average RPI Loss:		126															
DIV. I ONLY			19-37-0		.33929	256	10-5-0		155	214	254	.44282	253	28	28		
DIV. I NON-CONF.			6-21-0		.22222	279	1-1-0		46	84	238	.45361	238	27	27		
TOTALS		RPI 1-25		RPI 26-50		W-L RECORDS		RPI 51-100		RPI 101-150		RPI 150+					
19-37-0		1-2-0		0-1-0		OVERALL		0-8-0		6-17-0		12-9-0					
13-18-0		0-1-0		0-1-0		HOME		0-4-0		4-6-0		9-6-0					
5-14-0		1-1-0		0-0-0		AWAY		0-1-0		2-9-0		2-3-0					
1-5-0		0-0-0		0-0-0		NEUTRAL		0-3-0		0-2-0		1-0-0					
6-21-0		1-2-0		0-1-0		NON-CONFERENCE		0-8-0		4-8-0		1-2-0					
3-13-0		0-1-0		0-1-0		HOME		0-4-0		2-5-0		1-2-0					
3-5-0		1-1-0		0-0-		AWAY		0-1-0		2-3-0		0-0-0					
0-3-0		0-0-0		0-0-0		NEUTRAL		0-3-0		0-0-0		0-0-0					
13-16-0		0-0-0		0-0-0		CONFERENCE		0-0-0		2-9-0		11-7-0					
10-5-0		0-0-0		0-0-0		HOME		0-0-0		2-1-0		8-4-0					
2-9-0		0-0-0		0-0-0		AWAY		0-0-0		0-6-0		2-3-0					
1-2-0		0-0-0		0-0-0		NEUTRAL		0-0-0		0-2-0		1-0-0					
RPI	S	Opponent		Score		RPI	S	Opponent		Score		RPI	S	Opponent		Score	
12	A	Arizona		1	4	42	H	Cal St. Fullerton		3	8	51	N	Northwestern St.		7	9
18	A	UC Santa Barbara		5	4							61	N	St. Mary's (CA)		7	10
18	H	UC Santa Barbara		4	10							61	N	St. Mary's (CA)		4	10
												67	H	Oklahoma		7	10
												67	H	Oklahoma		4	6
												67	H	Oklahoma		3	6
												67	H	Oklahoma		0	13
												94	A	Fresno St.		4	6
														115 A Seattle		3	6
														115 A Seattle		4	10
														115 A Seattle		3	7
														116 A Loyola Marymount		3	7
														116 H Loyola Marymount		5	17
														118 A UC Irvine		6	9
														118 H UC Irvine		6	7
														121 A Cal Poly		4	8
														121 H Cal Poly		4	6
														129 A Utah Valley		5	11
														129 A Utah Valley		4	7
														129 A Utah Valley		1	10
														129 N Utah Valley		4	6
														135 H St. John's (NY)		10	4
														135 H St. John's (NY)		4	5
														135 H St. John's (NY)		4	3
														137 A CSUN		5	3
														137 A CSUN		8	5
														137 H CSUN		5	7
														145 H New Mexico St.		4	5
														145 H New Mexico St.		8	2
														145 H New Mexico St.		7	6
														145 N New Mexico St.		6	11
														152 H UC Riverside		4	8
														152 H UC Riverside		8	2
														152 H UC Riverside		3	7
														171 H Sacramento St.		4	2
				LAST 15 GAMES													
				145 N	New Mexico St.	6	11	292 H	Chicago St.	4	2	145 N	New Mexico St.	6	11		
				270 N	Northern Colo.	11	6	292 H	Chicago St.	14	3	152 H	UC Riverside	4	8		
				129 N	Utah Valley	4	6	292 H	Chicago St.	6	5	152 H	UC Riverside	8	2		
				289 H	North Dakota	16	2					152 H	UC Riverside	3	7		
				289 H	North Dakota	10	6					171 H	Sacramento St.	4	2		

Non-Div. I Games:

CSU Bakersfield

289	H	North Dakota	15	2
121	H	Cal Poly	4	6

RPI	S	Opponent	Score	
171	H	Sacramento St.	4	3
171	H	Sacramento St.	3	6
213	H	Grand Canyon	3	9
213	H	Grand Canyon	6	9
213	H	Grand Canyon	4	9
270	A	Northern Colo.	2	9
270	A	Northern Colo.	3	6
270	N	Northern Colo.	11	6
281	A	UTRGV	0	5
281	A	UTRGV	5	0
281	A	UTRGV	11	6
289	H	North Dakota	15	2
289	H	North Dakota	16	2
289	H	North Dakota	10	6
292	H	Chicago St.	6	5
292	H	Chicago St.	14	3
292	H	Chicago St.	4	2

CSU Bakersfield

C
S
U
B
a
k
e
r
s
f
i
e
l
d

C
S
U
B
a
k
e
r
s
f
i
e
l
d

Average RPI Win: 209		WON-LOST	WINNING	LAST 15	STRENGTH OF		OPP. STRENGTH	TEAM	ADJ		CONF.	ADJ CONF.
Average RPI Loss: 180		RECORD	PCT. RANK	GAMES	SCHEDULE		OF SCHEDULE	RPI	RPI		RPI	RPI
DIV. I ONLY		16-32-0	.33333	258	4-11-0		183	277	255		.44278	254
DIV. I NON-CONF.		10-19-0	.34483	235	1-3-0		138	284	220		.46302	220
TOTALS		RPI 1-25	RPI 26-50		W-L RECORDS		RPI 51-100		RPI 101-150		RPI 150+	
16-32-0		0-0-0	0-1-0		OVERALL		1-4-0		1-8-0		14-19-0	
4-13-0		0-0-0	0-0-0		HOME		0-0-0		0-1-0		4-12-0	
5-14-0		0-0-0	0-0-0		AWAY		1-4-0		1-5-0		3-5-0	
7-5-0		0-0-0	0-1-0		NEUTRAL		0-0-0		0-2-0		7-2-0	
10-19-0		0-0-0	0-1-0		NON-CONFERENCE		1-4-0		1-4-0		8-10-0	
0-6-0		0-0-0	0-0-0		HOME		0-0-0		0-1-0		0-5-0	
3-8-0		0-0-0	0-0-		AWAY		1-4-0		1-1-0		1-3-0	
7-5-0		0-0-0	0-1-0		NEUTRAL		0-0-0		0-2-0		7-2-0	
6-13-0		0-0-0	0-0-0		CONFERENCE		0-0-0		0-4-0		6-9-0	
4-7-0		0-0-0	0-0-0		HOME		0-0-0		0-0-0		4-7-0	
2-6-0		0-0-0	0-0-0		AWAY		0-0-0		0-4-0		2-2-0	
0-0-0		0-0-0	0-0-0		NEUTRAL		0-0-0		0-0-0		0-0-0	
RPI S	Opponent	Score	RPI S	Opponent	Score	RPI S	Opponent	Score	RPI S	Opponent	Score	
			35 N	Bryant	1 6	66 A	Hartford	4 14	123 N	Penn St.	0 11	
						66 A	Hartford	3 4	123 N	Penn St.	4 5	
						76 A	UNCG	6 10	134 A	Navy	2 6	
						76 A	UNCG	2 16	134 A	Navy	2 3	
						76 A	UNCG	6 4	134 A	Navy	1 3	
									134 A	Navy	3 7	
									144 A	Seton Hall	0 11	
									144 A	Seton Hall	8 2	
									144 H	Seton Hall	4 9	
									158 A	Holy Cross	2 6	
									158 A	Holy Cross	3 0	
									158 A	Holy Cross	6 1	
									158 A	Holy Cross	3 6	
									165 A	Middle Tenn.	9 1	
									181 N	Monmouth	6 5	
									182 H	Columbia	3 13	
									190 A	Belmont	7 20	
									193 A	Lipscomb	6 8	
									197 N	North Dakota St.	6 3	
									217 H	Manhattan	2 3	
									221 H	UMass Lowell	5 7	
									239 N	Harvard	6 4	
									239 N	Harvard	3 5	
									239 N	Harvard	13 12	
									242 H	Siena	6 13	
									244 H	Lehigh	4 7	
									244 H	Lehigh	5 2	
LAST 15 GAMES												
			66 A	Hartford	3 4	134 A	Navy	1 3				
			66 A	Hartford	4 14	134 A	Navy	2 3				
			244 H	Lehigh	5 2	134 A	Navy	2 6				
			244 H	Lehigh	4 7							
			244 H	Lehigh	1 3							

Non-Div. I Games:

Army West Point

252	N	Marist	8	3
134	A	Navy	3	7

RPI	S	Opponent	Score	
244	H	Lehigh	1	3
249	H	Hofstra	8	14
250	N	Massachusetts	2	6
250	N	Massachusetts	10	3
250	N	Massachusetts	6	5
252	N	Marist	8	3
261	H	Bucknell	3	2
261	H	Bucknell	7	4
261	H	Bucknell	2	4
261	H	Bucknell	2	6
265	H	Lafayette	9	3
265	H	Lafayette	2	11
265	H	Lafayette	0	4
265	H	Lafayette	3	6
279	A	NYIT	2	3

A
r
m
y
W
e
s
t
P
o
i
n
t

A
r
m
y
W
e
s
t
P
o
i
n
t

Average RPI Win: 176		WON-LOST	WINNING	LAST 15	STRENGTH OF		OPP. STRENGTH	TEAM	ADJ		CONF.	ADJ CONF.			
Average RPI Loss: 115		RECORD	PCT. RANK	GAMES	SCHEDULE		OF SCHEDULE	RPI	RPI		RPI	RPI			
DIV. I ONLY		15-38-0	.28302	278	5-10-0		191	139	253		.44218	255	7	7	
DIV. I NON-CONF.		8-21-0	.27586	265	0-5-0		257	183	273		.42273	273	7	7	
TOTALS		RPI 1-25	RPI 26-50		W-L RECORDS		RPI 51-100		RPI 101-150		RPI 150+				
15-38-0		0-0-0	1-9-0		OVERALL		3-8-0		3-10-0		8-11-0				
5-14-0		0-0-0	0-6-0		HOME		0-4-0		1-3-0		4-1-0				
8-19-0		0-0-0	1-2-0		AWAY		1-2-0		2-7-0		4-8-0				
2-5-0		0-0-0	0-1-0		NEUTRAL		2-2-0		0-0-0		0-2-0				
8-21-0		0-0-0	0-1-0		NON-CONFERENCE		2-6-0		1-3-0		5-11-0				
2-5-0		0-0-0	0-0-0		HOME		0-4-0		1-0-0		1-1-0				
4-11-0		0-0-0	0-0-		AWAY		0-0-0		0-3-0		4-8-0				
2-5-0		0-0-0	0-1-0		NEUTRAL		2-2-0		0-0-0		0-2-0				
7-17-0		0-0-0	1-8-0		CONFERENCE		1-2-0		2-7-0		3-0-0				
3-9-0		0-0-0	0-6-0		HOME		0-0-0		0-3-0		3-0-0				
4-8-0		0-0-0	1-2-0		AWAY		1-2-0		2-4-0		0-0-0				
0-0-0		0-0-0	0-0-0		NEUTRAL		0-0-0		0-0-0		0-0-0				
RPI	S	Opponent	Score	RPI	S	Opponent	Score	RPI	S	Opponent	Score	RPI	S	Opponent	Score
				26	N	Boston College	3 6	53	A	Nebraska	7 8	104	A	Indiana	1 2
				36	A	Ohio St.	6 5	53	A	Nebraska	11 3	104	A	Indiana	3 4
				36	A	Ohio St.	2 5	53	A	Nebraska	2 3	104	A	Indiana	6 7
				36	A	Ohio St.	4 5	68	H	California	2 13	109	H	Bradley	5 1
				39	H	Michigan	4 10	68	H	California	0 15	111	A	Rutgers	7 10
				39	H	Michigan	9 11	68	H	California	3 15	111	A	Rutgers	12 10
				39	H	Michigan	3 12	68	H	California	0 16	111	A	Rutgers	5 1
				50	H	Minnesota	1 10	87	N	Nevada	6 10	120	A	Cincinnati	0 1
				50	H	Minnesota	5 6	87	N	Nevada	2 11	120	A	Cincinnati	3 10
				50	H	Minnesota	0 8	87	N	Nevada	4 2	120	A	Cincinnati	5 6
								87	N	Nevada	5 1	123	H	Penn St.	2 4
												123	H	Penn St.	2 8
												123	H	Penn St.	3 11
												164	A	Miami (OH)	4 5
												189	A	San Diego St.	10 15
												189	A	San Diego St.	6 11
												189	A	San Diego St.	13 7
												192	A	Ill.-Chicago	2 11
												192	A	Ill.-Chicago	4 5
												192	H	Ill.-Chicago	0 7
												219	N	Illinois St.	4 10
				LAST 15 GAMES								227	A	Pacific	14 5
				111	A	Rutgers	7 10	275	H	Purdue	3 0	227	A	Pacific	3 7
				111	A	Rutgers	12 10	275	H	Purdue	7 4	227	A	Pacific	3 1
				111	A	Rutgers	5 1	275	H	Purdue	7 3	227	A	Pacific	3 7
				68	H	California	0 15					246	A	Northern Ky.	1 7
				68	H	California	3 15					275	H	Purdue	7 3

Non-Div. I Games: Saint Leo 3 5

Northwestern

68	H	California	2	13
68	H	California	0	16




RPI	S	Opponent	Score	
275	H	Purdue	7	4
275	H	Purdue	3	0
276	N	Butler	9	10
292	A	Chicago St.	12	10
292	H	Chicago St.	11	5

Northwestern

N
o
r
t
h
w
e
s
t
e
r
n

N
o
r
t
h
w
e
s
t
e
r
n

L
I
U
B
r
o
o
k
l
y
n

 Tie,  Loss,  Non-Conf, S Site, H Home, A Away, N Neutral Page 512

248 H Fairleigh Dickinson	2	17
248 H Fairleigh Dickinson	7	8

RPI	S	Opponent	Score	
259	H	Wagner	5	3
259	H	Wagner	9	1
259	H	Wagner	5	2
259	H	Wagner	4	1
273	A	Incarnate Word	2	8
273	A	Incarnate Word	10	7
273	A	Incarnate Word	4	7
274	A	George Mason	10	7
274	A	George Mason	11	2
274	A	George Mason	8	9
279	H	NYIT	3	4
288	A	Savannah St.	11	3
288	A	Savannah St.	4	3
288	A	Savannah St.	2	3
290	A	Mt. St. Mary's	1	2
290	A	Mt. St. Mary's	6	2
290	A	Mt. St. Mary's	4	5
290	A	Mt. St. Mary's	6	1

V
M
I

VMI

130	H	Furman	4	15
130	H	Furman	10	6

RPI	S	Opponent	Score	
260	H	The Citadel	2	10
260	H	The Citadel	2	4
260	N	The Citadel	2	3
265	H	Lafayette	8	5
265	H	Lafayette	8	2
265	H	Lafayette	4	2
269	H	Rider	4	1
269	H	Rider	1	2
269	H	Rider	5	2
274	H	George Mason	20	17
294	H	UMES	14	1
294	H	UMES	7	3
294	H	UMES	23	2

V
M
I

V
M
I

Average RPI Win:	182	WON-LOST RECORD	WINNING PCT. RANK	LAST 15 GAMES	STRENGTH OF SCHEDULE	OPP. STRENGTH OF SCHEDULE	TEAM RPI	ADJ RPI	CONF. RPI	ADJ CONF. RPI	
Average RPI Loss:	136										
DIV. I ONLY	14-38-0	.26923	281	4-11-0	147	213	258	.44102	258	19	19
DIV. I NON-CONF.	9-17-0	.34615	234	2-2-0	122	213	183	.48008	183	15	15
<hr/>											
TOTALS	RPI 1-25	RPI 26-50		W-L RECORDS	RPI 51-100		RPI 101-150		RPI 150+		
14-38-0	0-0-0	0-5-0		OVERALL	1-8-0		4-13-0		9-12-0		
7-14-0	0-0-0	0-2-0		HOME	1-1-0		1-4-0		5-7-0		
7-24-0	0-0-0	0-3-0		AWAY	0-7-0		3-9-0		4-5-0		
0-0-0	0-0-0	0-0-0		NEUTRAL	0-0-0		0-0-0		0-0-0		
<hr/>											
9-17-0	0-0-0	0-0-0		NON-CONFERENCE	1-8-0		3-4-0		5-5-0		
3-4-0	0-0-0	0-0-0		HOME	1-1-0		0-0-0		2-3-0		
6-13-0	0-0-0	0-0-		AWAY	0-7-0		3-4-0		3-2-0		
0-0-0	0-0-0	0-0-0		NEUTRAL	0-0-0		0-0-0		0-0-0		
<hr/>											
5-21-0	0-0-0	0-5-0		CONFERENCE	0-0-0		1-9-0		4-7-0		
4-10-0	0-0-0	0-2-0		HOME	0-0-0		1-4-0		3-4-0		
1-11-0	0-0-0	0-3-0		AWAY	0-0-0		0-5-0		1-3-0		
0-0-0	0-0-0	0-0-0		NEUTRAL	0-0-0		0-0-0		0-0-0		
<hr/>											
RPI S	Opponent	Score	RPI S	Opponent	Score	RPI S	Opponent	Score	RPI S	Opponent	Score
			37 A	Wright St.	4 9	54 A	West Virginia	3 13	123 A	Penn St.	1 6
			37 A	Wright St.	0 8	71 A	Kent St.	2 5	131 A	Missouri	4 3
			37 A	Wright St.	2 9	71 H	Kent St.	11 10	131 A	Missouri	3 2
			37 H	Wright St.	3 7	85 A	Pittsburgh	3 5	131 A	Missouri	3 8
			37 H	Wright St.	0 10	85 H	Pittsburgh	5 17	133 A	Western Ky.	3 5
						94 A	Fresno St.	5 6	133 A	Western Ky.	1 11
						94 A	Fresno St.	1 6	133 A	Western Ky.	8 7
						94 A	Fresno St.	3 8	138 A	Valparaiso	1 6
						94 A	Fresno St.	0 11	138 A	Valparaiso	5 7
									138 A	Valparaiso	0 4
									138 H	Valparaiso	7 6
									138 H	Valparaiso	7 15
									143 A	Milwaukee	3 4
									143 A	Milwaukee	0 6
									143 H	Milwaukee	3 22
									143 H	Milwaukee	3 10
									143 H	Milwaukee	0 1
									168 H	Oakland	1 9
									168 H	Oakland	7 2
									190 A	Belmont	3 4
									190 A	Belmont	7 3
									190 A	Belmont	6 12
									192 A	Ill.-Chicago	2 7
									192 A	Ill.-Chicago	1 0
									192 H	Ill.-Chicago	9 1
									192 H	Ill.-Chicago	1 15
									196 H	Canisius	2 10
<hr/>											
LAST 15 GAMES											
			138 A	Valparaiso	5 7	138 H	Valparaiso	7 15	192 A	Ill.-Chicago	2 7
			138 A	Valparaiso	1 6	262 A	Bowling Green	9 5	192 A	Ill.-Chicago	1 0
			138 A	Valparaiso	0 4	85 A	Pittsburgh	3 5	192 H	Ill.-Chicago	9 1
			71 H	Kent St.	11 10				192 H	Ill.-Chicago	1 15
			246 A	Northern Ky.	8 12				196 H	Canisius	2 10

Non-Div. I Games:

Youngstown St.

246 A Northern Ky.	7	8
138 H Valparaiso	7	6

RPI	S	Opponent	Score	
196	H	Canisius	8	4
196	H	Canisius	2	4
203	H	Toledo	4	6
235	A	Ohio	8	5
246	A	Northern Ky.	7	8
246	A	Northern Ky.	8	12
246	H	Northern Ky.	5	11
246	H	Northern Ky.	8	9
246	H	Northern Ky.	3	1
262	A	Bowling Green	9	5
262	H	Bowling Green	2	0

Youngstown St.

Y
o
u
n
g
s
t
o
w
n
s
t
.

Y
o
u
n
g
s
t
o
w
n
s
t
.

W
a
g
n
e
r

Wagner

160	H	Sacred Heart	6	4
160	H	Sacred Heart	6	1

RPI	S	Opponent	Score	
252	A	Marist	5	10
256	A	LIU Brooklyn	3	5
256	A	LIU Brooklyn	1	9
256	A	LIU Brooklyn	1	4
256	A	LIU Brooklyn	2	5
268	A	Norfolk St.	6	1
268	A	Norfolk St.	8	1
290	A	Mt. St. Mary's	20	4
290	A	Mt. St. Mary's	14	6
290	A	Mt. St. Mary's	17	4
290	A	Mt. St. Mary's	2	0
290	H	Mt. St. Mary's	5	6
290	H	Mt. St. Mary's	9	8
290	H	Mt. St. Mary's	1	2
290	H	Mt. St. Mary's	0	3
295	H	Saint Peter's	13	6

Average RPI Win:		195	WON-LOST RECORD		WINNING PCT. RANK		LAST 15 GAMES		STRENGTH OF SCHEDULE		OPP. STRENGTH OF SCHEDULE		TEAM RPI		ADJ RPI		CONF. RPI		ADJ CONF. RPI		
DIV. I ONLY			17-42-0		.28814	277	2-13-0		143		156		260		.43964		260	18		18	
DIV. I NON-CONF.			10-22-0		.3125	249	0-2-0		169		119		255		.43937		255	20		20	
TOTALS		RPI 1-25		RPI 26-50		W-L RECORDS		RPI 51-100		RPI 101-150		RPI 150+									
17-42-0		0-5-0		0-0-0		OVERALL		4-11-0		0-9-0		13-17-0									
12-19-0		0-3-0		0-0-0		HOME		3-6-0		0-6-0		9-4-0									
4-21-0		0-2-0		0-0-0		AWAY		1-4-0		0-3-0		3-12-0									
1-2-0		0-0-0		0-0-0		NEUTRAL		0-1-0		0-0-0		1-1-0									
10-22-0		0-5-0		0-0-0		NON-CONFERENCE		0-5-0		0-3-0		10-9-0									
9-10-0		0-3-0		0-0-0		HOME		0-3-0		0-0-0		9-4-0									
1-12-0		0-2-0		0-0-0		AWAY		0-2-0		0-3-0		1-5-0									
0-0-0		0-0-0		0-0-0		NEUTRAL		0-0-0		0-0-0		0-0-0									
7-20-0		0-0-0		0-0-0		CONFERENCE		4-6-0		0-6-0		3-8-0									
3-9-0		0-0-0		0-0-0		HOME		3-3-0		0-6-0		0-0-0									
3-9-0		0-0-0		0-0-0		AWAY		1-2-0		0-0-0		2-7-0									
1-2-0		0-0-0		0-0-0		NEUTRAL		0-1-0		0-0-0		1-1-0									
RPI	S	Opponent		Score		RPI	S	Opponent		Score		RPI	S	Opponent		Score					
5	A	Coastal Caro.		3	4							127	H	Samford		6	7				
7	H	Clemson		1	12							127	H	Samford		4	5				
7	H	Clemson		4	5							127	H	Samford		7	11				
13	A	South Carolina		4	16							130	H	Furman		6	9				
13	H	South Carolina		3	6							130	H	Furman		7	12				
												130	H	Furman		1	4				
												147	A	Stetson		5	11				
												147	A	Stetson		1	3				
												147	A	Stetson		0	7				
												157	A	Charlotte		4	15				
												170	H	Winthrop		1	7				
												188	A	Wofford		9	10				
												188	A	Wofford		8	10				
												188	A	Wofford		5	10				
												195	H	Richmond		6	2				
												200	H	Virginia Tech		0	12				
												200	H	Virginia Tech		4	2				
												200	H	Virginia Tech		5	4				
												204	H	Presbyterian		6	7				
												204	H	Presbyterian		2	1				
												204	H	Presbyterian		7	2				
												206	A	Elon		3	5				
												206	A	Elon		13	8				
												206	A	Elon		3	8				
												223	A	USC Upstate		1	14				
												223	H	USC Upstate		1	7				
												236	A	Charleston So.		1	18				
						LAST 15 GAMES															
						247	N	ETSU		2	4	127	H	Samford		7	11				
						95	N	Mercer		1	13	127	H	Samford		4	5				
						257	N	VMI		3	2	127	H	Samford		6	7				
						247	A	ETSU		6	10										
						247	A	ETSU		9	10										

Non-Div. I Games:

The Citadel

247	A	ETSU	2	11
13	A	South Carolina	4	16

RPI	S	Opponent	Score	
236	H	Charleston So.	4	3
242	H	Siena	6	4
242	H	Siena	3	2
242	H	Siena	14	2
247	A	ETSU	2	11
247	A	ETSU	6	10
247	A	ETSU	9	10
247	N	ETSU	2	4
257	A	VMI	10	2
257	A	VMI	4	2
257	A	VMI	3	8
257	N	VMI	3	2

Average RPI Win: 211		WON-LOST RECORD	WINNING PCT. RANK		LAST 15 GAMES	STRENGTH OF SCHEDULE	OPP. STRENGTH OF SCHEDULE	TEAM RPI	ADJ RPI		CONF. RPI	ADJ CONF. RPI					
Average RPI Loss: 179																	
DIV. I ONLY		18-34-0	.34615	252	3-12-0	219	261	261	.43773	261	27	27					
DIV. I NON-CONF.		9-20-0	.31034	252	0-2-0	253	241	270	.42686	270	28	28					
<hr/>																	
TOTALS		RPI 1-25		RPI 26-50		W-L RECORDS		RPI 51-100		RPI 101-150		RPI 150+					
18-34-0		0-1-0		0-0-0		OVERALL		1-0-0		2-12-0		15-21-0					
7-14-0		0-0-0		0-0-0		HOME		0-0-0		1-3-0		6-11-0					
8-13-0		0-1-0		0-0-0		AWAY		0-0-0		0-4-0		8-8-0					
3-7-0		0-0-0		0-0-0		NEUTRAL		1-0-0		1-5-0		1-2-0					
9-20-0		0-1-0		0-0-0		NON-CONFERENCE		1-0-0		0-7-0		8-12-0					
3-6-0		0-0-0		0-0-0		HOME		0-0-0		0-0-0		3-6-0					
4-9-0		0-1-0		0-0-		AWAY		0-0-0		0-4-0		4-4-0					
2-5-0		0-0-0		0-0-0		NEUTRAL		1-0-0		0-3-0		1-2-0					
9-14-0		0-0-0		0-0-0		CONFERENCE		0-0-0		2-5-0		7-9-0					
4-8-0		0-0-0		0-0-0		HOME		0-0-0		1-3-0		3-5-0					
4-4-0		0-0-0		0-0-0		AWAY		0-0-0		0-0-0		4-4-0					
1-2-0		0-0-0		0-0-0		NEUTRAL		0-0-0		1-2-0		0-0-0					
RPI	S	Opponent		Score		RPI	S	Opponent		Score		RPI	S	Opponent		Score	
8	A	North Carolina St.		2	5							96	N	Notre Dame		6	5
												107	A	Binghamton		2	14
												109	N	Bradley		4	12
												109	N	Bradley		8	10
												109	N	Bradley		2	8
												123	A	Penn St.		5	9
												123	A	Penn St.		1	8
												134	H	Navy		0	15
												134	H	Navy		6	4
												134	H	Navy		0	2
												134	H	Navy		4	7
												134	N	Navy		9	3
												134	N	Navy		6	13
												134	N	Navy		3	5
												139	A	Saint Joseph's		5	6
												158	H	Holy Cross		6	10
												158	H	Holy Cross		3	5
												158	H	Holy Cross		10	12
												158	H	Holy Cross		0	3
												178	A	James Madison		9	1
												178	A	James Madison		4	2
												178	A	James Madison		3	9
												178	A	James Madison		6	7
												191	A	Tennessee Tech		3	9
												191	A	Tennessee Tech		3	2
												191	A	Tennessee Tech		6	5
												212	H	Yale		0	10
												212	H	Yale		4	5
<hr/>																	
LAST 15 GAMES																	

Non-Div. I Games:

Bucknell

134	H	Navy	0	2
134	H	Navy	4	7

RPI	S	Opponent	Score	
212	H	Yale	13	9
212	H	Yale	5	0
222	A	St. Bonaventure	4	6
226	N	Dartmouth	4	6
237	N	Brown	0	2
244	H	Lehigh	11	2
244	H	Lehigh	4	3
244	H	Lehigh	7	5
244	H	Lehigh	1	10
245	N	Maine	6	3
251	H	Cornell	2	5
251	H	Cornell	2	3
251	H	Cornell	6	8
251	H	Cornell	12	3
254	A	Army West Point	6	2
254	A	Army West Point	4	7
254	A	Army West Point	4	2
254	A	Army West Point	2	3
265	A	Lafayette	5	6
265	A	Lafayette	4	1
265	A	Lafayette	5	3
265	A	Lafayette	4	6
277	H	La Salle	5	7

Average RPI Win:		202	WON-LOST		WINNING		LAST 15		STRENGTH OF		OPP. STRENGTH		TEAM		ADJ		CONF.		ADJ CONF.				
Average RPI Loss:		166	RECORD		PCT. RANK		GAMES		SCHEDULE		OF SCHEDULE		RPI		RPI		RPI		RPI				
DIV. I ONLY			16-37-0		.30189	273	2-13-0		214		249		262		.4368	262	23		23				
DIV. I NON-CONF.			8-15-0		.34783	232	0-5-0		114		236		179		.48221	179	21		21				
TOTALS		RPI 1-25		RPI 26-50		W-L RECORDS		RPI 51-100		RPI 101-150		RPI 150+											
16-37-0		0-3-0		1-1-0		OVERALL		0-3-0		0-4-0		15-26-0											
4-13-0		0-0-0		0-0-0		HOME		0-3-0		0-0-0		4-10-0											
7-21-0		0-3-0		1-1-0		AWAY		0-0-0		0-3-0		6-13-0											
5-3-0		0-0-0		0-0-0		NEUTRAL		0-0-0		0-0-0		5-3-0											
8-15-0		0-3-0		1-1-0		NON-CONFERENCE		0-0-0		0-4-0		7-7-0											
0-2-0		0-0-0		0-0-0		HOME		0-0-0		0-0-0		0-2-0											
3-10-0		0-3-0		1-0-		AWAY		0-0-0		0-4-0		2-2-0											
5-3-0		0-0-0		0-0-0		NEUTRAL		0-0-0		0-0-0		5-3-0											
8-22-0		0-0-0		0-0-0		CONFERENCE		0-3-0		0-0-0		8-19-0											
4-11-0		0-0-0		0-0-0		HOME		0-3-0		0-0-0		4-8-0											
4-11-0		0-0-0		0-0-0		AWAY		0-0-0		0-0-0		4-11-0											
0-0-0		0-0-0		0-0-0		NEUTRAL		0-0-0		0-0-0		0-0-0											
RPI	S	Opponent		Score		RPI	S	Opponent		Score		RPI	S	Opponent		Score							
11	A	Florida St.		1	6	37	A	Wright St.		7	6	71	H	Kent St.		0	14	115	A	Seattle		0	3
11	A	Florida St.		1	6	39	A	Michigan		0	5	71	H	Kent St.		1	10	115	A	Seattle		3	9
11	A	Florida St.		0	10							71	H	Kent St.		2	8	115	A	Seattle		0	7
																		115	A	Seattle		0	7
																		156	N	Alabama St.		3	11
																		156	N	Alabama St.		7	4
																		162	N	Stony Brook		5	4
																		164	A	Miami (OH)		1	5
																		164	A	Miami (OH)		3	4
																		164	A	Miami (OH)		5	7
																		175	A	Ball St.		5	1
																		175	A	Ball St.		8	7
																		175	A	Ball St.		1	3
																		180	N	Omaha		1	10
																		185	A	Eastern Mich.		0	4
																		185	A	Eastern Mich.		4	8
																		185	A	Eastern Mich.		4	5
																		203	H	Toledo		2	4
																		203	H	Toledo		7	3
																		203	H	Toledo		5	3
																		204	N	Presbyterian		6	1
																		204	N	Presbyterian		5	6
																		206	A	Elon		6	2
																		210	H	Northern Ill.		4	20
																		210	H	Northern Ill.		0	6
																		210	H	Northern Ill.		0	2
																		214	A	Western Mich.		5	6
LAST 15 GAMES																							
				243	A	Buffalo	3	8	11	A	Florida St.	1	6										
				243	A	Buffalo	0	4	11	A	Florida St.	0	10										
				243	A	Buffalo	8	2	11	A	Florida St.	1	6										
				71	H	Kent St.	1	10															
				71	H	Kent St.	2	8															

Non-Div. I Games: Findlay 5 4

Bowling Green

Bowling Green

71	H	Kent St.	0	14
258	H	Youngstown St.	5	9

Through Games Of June 30, 2016

RPI	S	Opponent	Score	
214	A	Western Mich.	0	1
214	H	Western Mich.	2	3
214	H	Western Mich.	0	11
220	A	Central Mich.	4	0
220	H	Central Mich.	5	10
233	H	Dayton	2	13
235	H	Ohio	5	10
235	H	Ohio	6	2
235	H	Ohio	5	4
241	N	Appalachian St.	6	2
243	A	Buffalo	0	4
243	A	Buffalo	3	8
243	A	Buffalo	8	2
247	A	ETSU	7	1
247	A	ETSU	1	12
258	A	Youngstown St.	0	2
258	H	Youngstown St.	5	9
288	N	Savannah St.	10	1

Bowling Green

B
o
w
l
i
n
g
G
r
e
e
n

B
o
w
l
i
n
g
G
r
e
e
n

Average RPI Win: 260		WON-LOST	WINNING	LAST 15	STRENGTH OF	OPP. STRENGTH	TEAM	ADJ	CONF.	ADJ CONF.		
Average RPI Loss: 169		RECORD	PCT. RANK	GAMES	SCHEDULE	OF SCHEDULE	RPI	RPI	RPI	RPI		
DIV. I ONLY		16-36-0	.30769	270	2-13-0	207	285	264	.43495	263	15	15
DIV. I NON-CONF.		14-18-0	.4375	185	2-1-0	245	300	237	.45387	237	17	17
<hr/>												
TOTALS		RPI 1-25		RPI 26-50		W-L RECORDS		RPI 51-100		RPI 101-150		RPI 150+
16-36-0		0-0-0		0-0-0		OVERALL		0-6-0		0-11-0		16-19-0
8-9-0		0-0-0		0-0-0		HOME		0-3-0		0-4-0		8-2-0
8-24-0		0-0-0		0-0-0		AWAY		0-3-0		0-5-0		8-12-0
0-3-0		0-0-0		0-0-0		NEUTRAL		0-0-0		0-1-0		0-2-0
14-18-0		0-0-0		0-0-0		NON-CONFERENCE		0-0-0		0-5-0		14-13-0
6-3-0		0-0-0		0-0-0		HOME		0-0-0		0-1-0		6-2-0
8-12-0		0-0-0		0-0-		AWAY		0-0-0		0-3-0		8-9-0
0-3-0		0-0-0		0-0-0		NEUTRAL		0-0-0		0-1-0		0-2-0
2-18-0		0-0-0		0-0-0		CONFERENCE		0-6-0		0-6-0		2-6-0
2-6-0		0-0-0		0-0-0		HOME		0-3-0		0-3-0		2-0-0
0-12-0		0-0-0		0-0-0		AWAY		0-3-0		0-3-0		0-6-0
0-0-0		0-0-0		0-0-0		NEUTRAL		0-0-0		0-0-0		0-0-0
RPI	S	Opponent	Score	RPI	S	Opponent	Score	RPI	S	Opponent	Score	
						63 H North Florida	2 9	111 N Rutgers		3 10		
						63 H North Florida	0 6	112 A FGCU		5 6		
						63 H North Florida	2 22	112 A FGCU		1 10		
						84 A Jacksonville	10 11	112 A FGCU		3 4		
						84 A Jacksonville	2 4	134 A Navy		0 4		
						84 A Jacksonville	3 5	134 A Navy		3 7		
								144 A Seton Hall		2 9		
								144 H Seton Hall		3 9		
								147 H Stetson		3 11		
								147 H Stetson		1 3		
								147 H Stetson		6 16		
								161 A Kennesaw St.		2 8		
								161 A Kennesaw St.		3 5		
								161 A Kennesaw St.		3 5		
								174 A Fairfield		8 4		
								180 N Omaha		3 9		
								185 N Eastern Mich.		0 8		
								193 A Lipscomb		2 11		
								193 A Lipscomb		11 12		
								193 A Lipscomb		12 22		
								201 A Fordham		1 3		
								201 A Fordham		0 2		
						63 H North Florida	2 22	201 H Fordham		3 2		
						63 H North Florida	2 9	201 H Fordham		4 10		
						63 H North Florida	0 6	208 A George Washington		6 0		
						144 H Seton Hall	3 9	223 H USC Upstate		4 2		
						84 A Jacksonville	3 5	223 H USC Upstate		8 6		

Non-Div. I Games: Point U. 12 2

NJIT

84	A	Jacksonville	10	11
84	A	Jacksonville	2	4

RPI	S	Opponent	Score	
248	H	Fairleigh Dickinson	14	3
252	H	Marist	2	4
268	A	Norfolk St.	9	2
268	A	Norfolk St.	0	16
268	A	Norfolk St.	1	6
268	A	Norfolk St.	0	7
278	A	N.C. Central	5	6
278	A	N.C. Central	4	8
278	A	N.C. Central	5	4
279	A	NYIT	0	2
279	A	NYIT	6	7
279	H	NYIT	4	1
279	H	NYIT	7	2
295	A	Saint Peter's	11	7
295	H	Saint Peter's	16	0
295	H	Saint Peter's	6	5
299	A	Coppin St.	9	2
299	A	Coppin St.	3	2
299	A	Coppin St.	5	4

Average RPI Win: 250		WON-LOST RECORD	WINNING PCT. RANK	LAST 15 GAMES	STRENGTH OF SCHEDULE	OPP. STRENGTH OF SCHEDULE	TEAM RPI	ADJ RPI		CONF. RPI	ADJ CONF. RPI			
Average RPI Loss: 161														
DIV. I ONLY		16-37-1	.30556	271	4-11-0	241	271	265	.43483	264	29	29		
DIV. I NON-CONF.		5-24-1	.18333	283	0-6-0	134	237	263	.43217	263	29	29		
<hr/>														
TOTALS		RPI 1-25	RPI 26-50		W-L RECORDS		RPI 51-100		RPI 101-150		RPI 150+			
16-37-1	0-1-0	0-3-0		OVERALL		0-10-0		1-2-0		15-21-1				
3-10-0	0-0-0	0-0-0		HOME		0-0-0		0-0-0		3-10-0				
12-22-1	0-1-0	0-2-0		AWAY		0-6-0		1-2-0		11-11-1				
1-5-0	0-0-0	0-1-0		NEUTRAL		0-4-0		0-0-0		1-0-0				
<hr/>														
5-24-1	0-1-0	0-3-0		NON-CONFERENCE		0-10-0		1-2-0		4-8-1				
1-3-0	0-0-0	0-0-0		HOME		0-0-0		0-0-0		1-3-0				
3-16-1	0-1-0	0-0-		AWAY		0-6-0		1-2-0		2-5-1				
1-5-0	0-0-0	0-1-0		NEUTRAL		0-4-0		0-0-0		1-0-0				
<hr/>														
11-13-0	0-0-0	0-0-0		CONFERENCE		0-0-0		0-0-0		11-13-0				
2-7-0	0-0-0	0-0-0		HOME		0-0-0		0-0-0		2-7-0				
9-6-0	0-0-0	0-0-0		AWAY		0-0-0		0-0-0		9-6-0				
0-0-0	0-0-0	0-0-0		NEUTRAL		0-0-0		0-0-0		0-0-0				
<hr/>														
RPI	S	Opponent	Score		RPI	S	Opponent	Score		RPI	S	Opponent	Score	
8	A	North Carolina St.	1	7	26	A	Boston College	2	7	56	A	BYU	10	14
					26	A	Boston College	3	9	56	A	BYU	2	14
					36	N	Ohio St.	7	10	56	A	BYU	1	14
										56	A	BYU	3	15
										65	N	Alabama	4	8
										85	N	Pittsburgh	4	5
										85	N	Pittsburgh	10	19
										96	N	Notre Dame	4	5
										97	A	Western Caro.	4	17
										97	A	Western Caro.	2	10
										123	A	Penn St.	1	4
										123	A	Penn St.	4	16
										123	A	Penn St.	4	3
										174	A	Fairfield	2	4
										174	A	Fairfield	2	3
										174	A	Fairfield	3	9
										196	H	Canisius	3	7
										196	H	Canisius	4	9
										196	H	Canisius	1	4
										203	N	Toledo	4	3
										217	H	Manhattan	2	3
										217	H	Manhattan	1	3
										217	H	Manhattan	5	4
										222	A	St. Bonaventure	1	1
										222	A	St. Bonaventure	4	3
										222	H	St. Bonaventure	5	3
										222	H	St. Bonaventure	3	8
										242	A	Siena	8	2
										242	A	Siena	8	4
										242	A	Siena	0	8
										243	A	Buffalo	2	9
										243	A	Buffalo	3	4
										243	H	Buffalo	0	8
										243	H	Buffalo	3	7
										252	A	Marist	7	3
										252	A	Marist	2	3
										252	A	Marist	1	12
LAST 15 GAMES														
					196	H	Canisius	4	9	243	A	Buffalo	2	9
					196	H	Canisius	3	7	243	A	Buffalo	3	4
					196	H	Canisius	1	4	217	H	Manhattan	5	4
					243	H	Buffalo	3	7					
					243	H	Buffalo	0	8					

Non-Div. I Games:

Niagara

26	A	Boston College	3	9
26	A	Boston College	2	7

RPI	S	Opponent	Score	
269	H	Rider	5	14
269	H	Rider	3	0
269	H	Rider	1	9
278	A	N.C. Central	6	10
278	A	N.C. Central	10	13
278	A	N.C. Central	3	7
278	A	N.C. Central	12	11
284	A	Iona	15	5
284	A	Iona	18	5
284	A	Iona	1	0
295	A	Saint Peter's	11	0
295	A	Saint Peter's	13	0
295	A	Saint Peter's	21	2

Average RPI Win: 215		WON-LOST	WINNING	LAST 15	STRENGTH OF		OPP. STRENGTH	TEAM	ADJ		CONF.	ADJ CONF.
Average RPI Loss: 201		RECORD	PCT. RANK	GAMES	SCHEDULE		OF SCHEDULE	RPI	RPI	RPI	RPI	
DIV. I ONLY		14-29-0	.32558	265	5-10-0		236	272	267	.43466	265	27
DIV. I NON-CONF.		7-16-0	.30435	255	1-0-0		236	281	262	.43296	262	28
TOTALS		RPI 1-25	RPI 26-50		W-L RECORDS		RPI 51-100		RPI 101-150		RPI 150+	
14-29-0		0-0-0	0-0-0		OVERALL		0-0-0		1-7-0		13-22-0	
5-10-0		0-0-0	0-0-0		HOME		0-0-0		1-5-0		4-5-0	
7-19-0		0-0-0	0-0-0		AWAY		0-0-0		0-2-0		7-17-0	
2-0-0		0-0-0	0-0-0		NEUTRAL		0-0-0		0-0-0		2-0-0	
7-16-0		0-0-0	0-0-0		NON-CONFERENCE		0-0-0		0-4-0		7-12-0	
2-5-0		0-0-0	0-0-0		HOME		0-0-0		0-2-0		2-3-0	
3-11-0		0-0-0	0-0-		AWAY		0-0-0		0-2-0		3-9-0	
2-0-0		0-0-0	0-0-0		NEUTRAL		0-0-0		0-0-0		2-0-0	
7-13-0		0-0-0	0-0-0		CONFERENCE		0-0-0		1-3-0		6-10-0	
3-5-0		0-0-0	0-0-0		HOME		0-0-0		1-3-0		2-2-0	
4-8-0		0-0-0	0-0-0		AWAY		0-0-0		0-0-0		4-8-0	
0-0-0		0-0-0	0-0-0		NEUTRAL		0-0-0		0-0-0		0-0-0	
RPI	S	Opponent	Score	RPI	S	Opponent	Score	RPI	S	Opponent	Score	
										111 A Rutgers	3	11
										123 H Penn St.	12	20
										134 H Navy	6	19
										134 H Navy	7	5
										134 H Navy	0	7
										134 H Navy	4	8
										139 H Saint Joseph's	4	9
										144 A Seton Hall	1	5
										153 A Gardner-Webb	7	6
										158 A Holy Cross	4	2
										158 A Holy Cross	0	2
										158 A Holy Cross	9	10
										158 A Holy Cross	5	6
										167 A Davidson	2	5
										167 A Davidson	14	9
										167 A Davidson	1	2
										181 H Monmouth	13	12
										188 A Wofford	8	14
										202 N Radford	9	4
										223 A USC Upstate	7	8
										223 A USC Upstate	4	8
										234 A Penn	3	1
										234 A Penn	5	7
										234 H Penn	2	12
										234 H Penn	5	6
										234 H Penn	5	4
										244 A Lehigh	2	5
LAST 15 GAMES												
										244 A Lehigh	4	10
										181 H Monmouth	13	12
										261 H Bucknell	3	5
										234 H Penn		
										234 H Penn		
										244 A Lehigh		

Non-Div. I Games:

Lafayette

Lafayette

244	A	Lehigh	2	5
244	A	Lehigh	3	4

Through Games Of June 30, 2016

RPI	S	Opponent	Score	
244	A	Lehigh	3	6
244	A	Lehigh	3	4
244	A	Lehigh	4	10
248	H	Fairleigh Dickinson	6	7
254	A	Army West Point	11	2
254	A	Army West Point	3	9
254	A	Army West Point	6	3
254	A	Army West Point	4	0
257	A	VMI	5	8
257	A	VMI	2	4
257	A	VMI	2	8
261	H	Bucknell	6	4
261	H	Bucknell	1	4
261	H	Bucknell	6	5
261	H	Bucknell	3	5
269	N	Rider	6	3

Lafayette

L
a
f
a
y
e
t
t
e

L
a
f
a
y
e
t
t
e

Average RPI Win:		243	WON-LOST RECORD		WINNING PCT. RANK	LAST 15 GAMES		STRENGTH OF SCHEDULE		OPP. STRENGTH OF SCHEDULE	TEAM RPI	ADJ RPI	CONF. RPI	ADJ CONF. RPI
Average RPI Loss:		162	18-34-0		.34615 252	6-8-0		200		275	263	.43416 266	21	21
DIV. I ONLY			9-13-0		.40909 201	1-1-0		173		298	246	.448 246	23	23
DIV. I NON-CONF.														
TOTALS		RPI 1-25	RPI 26-50		W-L RECORDS		RPI 51-100		RPI 101-150		RPI 150+			
18-34-0		0-3-0	0-0-0		OVERALL		0-6-0		2-5-0		16-20-0			
13-14-0		0-0-0	0-0-0		HOME		0-3-0		0-1-0		13-10-0			
5-19-0		0-3-0	0-0-0		AWAY		0-3-0		2-4-0		3-9-0			
0-1-0		0-0-0	0-0-0		NEUTRAL		0-0-0		0-0-0		0-1-0			
9-13-0		0-3-0	0-0-0		NON-CONFERENCE		0-0-0		0-1-0		9-9-0			
6-6-0		0-0-0	0-0-0		HOME		0-0-0		0-1-0		6-5-0			
3-6-0		0-3-0	0-0-0		AWAY		0-0-0		0-0-0		3-3-0			
0-1-0		0-0-0	0-0-0		NEUTRAL		0-0-0		0-0-0		0-1-0			
9-21-0		0-0-0	0-0-0		CONFERENCE		0-6-0		2-4-0		7-11-0			
7-8-0		0-0-0	0-0-0		HOME		0-3-0		0-0-0		7-5-0			
2-13-0		0-0-0	0-0-0		AWAY		0-3-0		2-4-0		0-6-0			
0-0-0		0-0-0	0-0-0		NEUTRAL		0-0-0		0-0-0		0-0-0			
RPI S	Opponent	Score	RPI S	Opponent	Score	RPI S	Opponent	Score	RPI S	Opponent	Score	RPI S	Opponent	Score
9 A	Ole Miss	2 8				58 H	Southeast Mo. St.	6 19	103 A	Austin Peay	3 8			
15 A	Mississippi St.	0 14				58 H	Southeast Mo. St.	6 15	103 A	Austin Peay	5 6			
16 A	Vanderbilt	6 11				58 H	Southeast Mo. St.	2 26	103 A	Austin Peay	9 7			
						92 A	Jacksonville St.	6 16	117 A	Morehead St.	4 10			
						92 A	Jacksonville St.	0 4	117 A	Morehead St.	6 4			
						92 A	Jacksonville St.	5 9	117 A	Morehead St.	7 26			
									136 H	Evansville	9 29			
									190 A	Belmont	7 23			
									190 A	Belmont	3 7			
									190 A	Belmont	8 10			
									191 A	Tennessee Tech	3 5			
									191 A	Tennessee Tech	3 12			
									191 A	Tennessee Tech	2 10			
									193 A	Lipscomb	4 12			
									198 H	Murray St.	19 6			
									198 H	Murray St.	4 7			
									198 H	Murray St.	6 5			
									207 N	Memphis	4 7			
									209 H	IPFW	12 7			
									209 H	IPFW	3 2			
									209 H	IPFW	2 4			
									209 H	IPFW	5 6			
									215 H	Eastern Ky.	20 6			
									215 H	Eastern Ky.	4 5			
									215 H	Eastern Ky.	1 16			
									243 H	Buffalo	8 15			
									243 H	Buffalo	5 8			
Non-Div. I Games:			Union (TN)			Union (TN)			UT Martin					
			6 7			10 3								

272	H	Eastern Ill.	2	0
272	H	Eastern Ill.	2	16

RPI	S	Opponent	Score	
243	H	Buffalo	3	5
272	H	Eastern Ill.	10	5
272	H	Eastern Ill.	2	0
272	H	Eastern Ill.	2	16
280	H	SIUE	8	7
280	H	SIUE	5	4
280	H	SIUE	4	6
286	A	Jackson St.	18	9
286	A	Jackson St.	5	8
286	A	Jackson St.	12	2
286	A	Jackson St.	2	9
286	H	Jackson St.	10	4
286	H	Jackson St.	13	3
286	H	Jackson St.	11	8
297	A	Alabama A&M	9	2
297	H	Alabama A&M	11	1

U
T
M
a
r
t
i
n

U
T
M
a
r
t
i
n

Average RPI Win:	200	WON-LOST RECORD	WINNING PCT. RANK	LAST 15 GAMES	STRENGTH OF SCHEDULE	OPP. STRENGTH OF SCHEDULE	TEAM RPI	ADJ RPI	CONF. RPI	ADJ CONF. RPI	
DIV. I ONLY		13-35-0	.27083 280	3-12-0	180	236	265	.43303 267	22	22	
DIV. I NON-CONF.		2-16-0	.11111 294	0-2-0	182	177	288	.39943 289	24	24	
<hr/>											
TOTALS	RPI 1-25		RPI 26-50	W-L RECORDS		RPI 51-100		RPI 101-150		RPI 150+	
13-35-0	0-0-0		0-0-0	OVERALL		1-9-0		0-7-0		12-19-0	
6-10-0	0-0-0		0-0-0	HOME		1-3-0		0-0-0		5-7-0	
5-23-0	0-0-0		0-0-0	AWAY		0-6-0		0-7-0		5-10-0	
2-2-0	0-0-0		0-0-0	NEUTRAL		0-0-0		0-0-0		2-2-0	
2-16-0	0-0-0		0-0-0	NON-CONFERENCE		0-4-0		0-7-0		2-5-0	
0-1-0	0-0-0		0-0-0	HOME		0-1-0		0-0-0		0-0-0	
0-13-0	0-0-0		0-0-	AWAY		0-3-0		0-7-0		0-3-0	
2-2-0	0-0-0		0-0-0	NEUTRAL		0-0-0		0-0-0		2-2-0	
11-19-0	0-0-0		0-0-0	CONFERENCE		1-5-0		0-0-0		10-14-0	
6-9-0	0-0-0		0-0-0	HOME		1-2-0		0-0-0		5-7-0	
5-10-0	0-0-0		0-0-0	AWAY		0-3-0		0-0-0		5-7-0	
0-0-0	0-0-0		0-0-0	NEUTRAL		0-0-0		0-0-0		0-0-0	
RPI	S	Opponent	Score	RPI	S	Opponent	Score	RPI	S	Opponent	Score
						59 A Oral Roberts	4 13	109 A		Bradley	3 6
						59 A Oral Roberts	5 6	122 A		Southern Ill.	1 4
						59 A Oral Roberts	1 6	122 A		Southern Ill.	0 9
						59 H Oral Roberts	1 11	122 A		Southern Ill.	0 9
						59 H Oral Roberts	9 4	124 A		Arkansas	0 3
						59 H Oral Roberts	0 6	124 A		Arkansas	3 9
						73 A Iowa	4 10	124 A		Arkansas	2 3
						73 H Iowa	2 10	180 A		Omaha	3 2
						83 A Missouri St.	3 15	180 A		Omaha	10 2
						83 A Missouri St.	4 13	180 A		Omaha	1 6
								180 H		Omaha	2 9
								180 H		Omaha	0 14
								180 H		Omaha	7 6
								191 A		Tennessee Tech	12 13
								191 A		Tennessee Tech	5 6
								191 A		Tennessee Tech	3 6
								197 A		North Dakota St.	12 8
								197 A		North Dakota St.	3 12
								197 A		North Dakota St.	0 3
								197 H		North Dakota St.	7 6
								197 H		North Dakota St.	1 3
								197 H		North Dakota St.	9 4
						209 A IPFW	1 6	209 A		IPFW	0 2
						209 A IPFW	5 6	209 A		IPFW	3 6
						209 A IPFW	4 13	209 A		IPFW	3 4
						73 H Iowa	2 10	209 H		IPFW	1 8
						180 H Omaha	0 14	209 H		IPFW	1 9
						LAST 15 GAMES					

Non-Div. I Games:	Ill.-Springfield	5	13	St. Ambrose	9	1
-------------------	------------------	---	----	-------------	---	---

Western Ill.

Western Ill.

180 H Omaha	2	9
180 H Omaha	7	6

Through Games Of June 30, 2016

RPI	S	Opponent	Score	
209	H	IPFW	5	11
230	A	South Dakota St.	3	1
230	A	South Dakota St.	3	6
230	A	South Dakota St.	5	1
230	H	South Dakota St.	2	0
230	H	South Dakota St.	3	11
230	H	South Dakota St.	3	2
246	N	Northern Ky.	4	7
246	N	Northern Ky.	4	5
246	N	Northern Ky.	16	11
246	N	Northern Ky.	8	6

Western Ill.

W
e
s
t
e
r
n
I
l
l
.

W
e
s
t
e
r
n
I
l
l
.

Average RPI Win: 271		WON-LOST	WINNING	LAST 15	STRENGTH OF		OPP. STRENGTH	TEAM	ADJ	CONF.	ADJ CONF.
Average RPI Loss: 209		RECORD	PCT. RANK	GAMES	SCHEDULE		OF SCHEDULE	RPI	RPI	RPI	RPI
DIV. I ONLY		29-21-0	.58	83	10-5-0		298	294	269	.43147	268
DIV. I NON-CONF.		7-13-0	.35	230	1-2-0		270	235	285	.40234	285
TOTALS		RPI 1-25	RPI 26-50		W-L RECORDS		RPI 51-100		RPI 101-150		RPI 150+
29-21-0	0-0-0	0-1-0		OVERALL		1-3-0		1-0-0		27-17-0	
16-12-0	0-0-0	0-0-0		HOME		1-0-0		0-0-0		15-12-0	
11-7-0	0-0-0	0-1-0		AWAY		0-3-0		0-0-0		11-3-0	
2-2-0	0-0-0	0-0-0		NEUTRAL		0-0-0		1-0-0		1-2-0	
7-13-0	0-0-0	0-1-0		NON-CONFERENCE		1-3-0		0-0-0		6-9-0	
7-8-0	0-0-0	0-0-0		HOME		1-0-0		0-0-0		6-8-0	
0-5-0	0-0-0	0-0-		AWAY		0-3-0		0-0-0		0-1-0	
0-0-0	0-0-0	0-0-0		NEUTRAL		0-0-0		0-0-0		0-0-0	
22-8-0	0-0-0	0-0-0		CONFERENCE		0-0-0		1-0-0		21-8-0	
9-4-0	0-0-0	0-0-0		HOME		0-0-0		0-0-0		9-4-0	
11-2-0	0-0-0	0-0-0		AWAY		0-0-0		0-0-0		11-2-0	
2-2-0	0-0-0	0-0-0		NEUTRAL		0-0-0		1-0-0		1-2-0	
RPI S	Opponent	Score		RPI S	Opponent	Score		RPI S	Opponent	Score	
29 A	Duke	3	4	75 A	VCU	2	4	142 N	Florida A&M	4	2
				82 A	Old Dominion	3	5	154 A	Longwood	9	11
				89 A	William & Mary	6	10	154 H	Longwood	5	13
				89 H	William & Mary	6	3	163 N	Bethune-Cookman	0	1
								163 N	Bethune-Cookman	4	14
								195 H	Richmond	7	4
								225 H	Towson	13	7
								225 H	Towson	3	6
								225 H	Towson	12	7
								244 H	Lehigh	2	7
								244 H	Lehigh	3	10
								244 H	Lehigh	6	7
								259 H	Wagner	1	8
								259 H	Wagner	1	6
								263 H	NJIT	6	1
								263 H	NJIT	2	9
								263 H	NJIT	7	0
								263 H	NJIT	16	0
								278 A	N.C. Central	13	9
								278 H	N.C. Central	3	6
								291 A	Delaware St.	6	2
								291 A	Delaware St.	6	0
								291 A	Delaware St.	5	6
								291 H	Delaware St.	5	9
								291 H	Delaware St.	3	5
								291 H	Delaware St.	10	0
								291 H	Delaware St.	7	10
LAST 15 GAMES											
163 N	Bethune-Cookman	0	1	299 A	Coppin St.	5	4	291 A	Delaware St.	5	6
299 N	Coppin St.	7	6	195 H	Richmond	7	4	291 H	Delaware St.	5	9
142 N	Florida A&M	4	2	291 H	Delaware St.	7	10	291 H	Delaware St.	3	5
163 N	Bethune-Cookman	4	14					291 H	Delaware St.	10	0
29 A	Duke	3	4					291 H	Delaware St.	7	10

Non-Div. I Games:

Norfolk St.

Norfolk St.

299 A Coppin St.	9	3
299 A Coppin St.	8	3

Through Games Of June 30, 2016

RPI	S	Opponent	Score	
291	H	Delaware St.	5	2
291	H	Delaware St.	12	0
294	A	UMES	20	7
294	A	UMES	7	6
294	A	UMES	11	2
294	H	UMES	6	0
294	H	UMES	3	1
294	H	UMES	8	0
299	A	Coppin St.	12	2
299	A	Coppin St.	6	3
299	A	Coppin St.	7	11
299	A	Coppin St.	9	3
299	A	Coppin St.	8	3
299	A	Coppin St.	5	4
299	H	Coppin St.	10	0
299	H	Coppin St.	4	1
299	H	Coppin St.	2	0
299	N	Coppin St.	7	6

Norfolk St.

N
o
r
f
o
l
k
S
t
.

N
o
r
f
o
l
k
S
t
.

R
i
d
e
r

Rider

252	H	Marist	4	12
144	A	Seton Hall	4	10

RPI	S	Opponent	Score	
218	N	Quinnipiac	8	9
218	N	Quinnipiac	5	2
223	A	USC Upstate	3	10
242	H	Siena	20	7
242	H	Siena	2	5
242	H	Siena	0	5
244	A	Lehigh	8	9
244	H	Lehigh	10	9
252	H	Marist	2	6
252	H	Marist	4	12
252	H	Marist	1	4
257	A	VMI	1	4
257	A	VMI	2	5
257	A	VMI	2	1
264	A	Niagara	0	3
264	A	Niagara	9	1
264	A	Niagara	14	5
265	N	Lafayette	3	6
277	H	La Salle	5	2
285	N	UNC Asheville	4	19
291	A	Delaware St.	11	7
295	H	Saint Peter's	7	8
295	H	Saint Peter's	4	3
295	H	Saint Peter's	13	11

Average RPI Win:	224	WON-LOST RECORD	WINNING PCT. RANK	LAST 15 GAMES	STRENGTH OF SCHEDULE	OPP. STRENGTH OF SCHEDULE	TEAM RPI	ADJ RPI	CONF. RPI	ADJ CONF. RPI					
DIV. I ONLY		15-32-0	.31915	267	6-9-0	261	240	268	.43119	270	28	28			
DIV. I NON-CONF.		4-18-0	.18182	284	0-2-0	248	209	282	.40546	282	27	27			
<hr/>															
TOTALS	RPI 1-25	RPI 26-50		W-L RECORDS		RPI 51-100		RPI 101-150		RPI 150+					
15-32-0	0-0-0	0-0-0		OVERALL		0-3-0		3-10-0		12-19-0					
7-6-0	0-0-0	0-0-0		HOME		0-0-0		1-2-0		6-4-0					
8-24-0	0-0-0	0-0-0		AWAY		0-3-0		2-7-0		6-13-0					
0-2-0	0-0-0	0-0-0		NEUTRAL		0-0-0		0-0-0		0-2-0					
<hr/>															
4-18-0	0-0-0	0-0-0		NON-CONFERENCE		0-3-0		1-3-0		3-12-0					
1-4-0	0-0-0	0-0-0		HOME		0-0-0		0-0-0		1-4-0					
3-14-0	0-0-0	0-0-		AWAY		0-3-0		1-3-0		2-8-0					
0-0-0	0-0-0	0-0-0		NEUTRAL		0-0-0		0-0-0		0-0-0					
<hr/>															
11-14-0	0-0-0	0-0-0		CONFERENCE		0-0-0		2-7-0		9-7-0					
6-2-0	0-0-0	0-0-0		HOME		0-0-0		1-2-0		5-0-0					
5-10-0	0-0-0	0-0-0		AWAY		0-0-0		1-5-0		4-5-0					
0-2-0	0-0-0	0-0-0		NEUTRAL		0-0-0		0-0-0		0-2-0					
<hr/>															
RPI	S	Opponent	Score	RPI	S	Opponent	Score	RPI	S	Opponent	Score				
						52 A	Washington	2		4	115 A	Seattle	2		4
						53 A	Nebraska	0		8	115 A	Seattle	3		10
						53 A	Nebraska	1		7	115 A	Seattle	1		8
											129 A	Utah Valley	2		4
											129 A	Utah Valley	8		6
											129 A	Utah Valley	8		11
											137 A	CSUN	2		4
											137 A	CSUN	3		2
											137 A	CSUN	3		5
											137 A	CSUN	0		6
											145 H	New Mexico St.	6		10
											145 H	New Mexico St.	6		3
											145 H	New Mexico St.	16		18
											171 A	Sacramento St.	3		6
											171 A	Sacramento St.	1		5
											171 A	Sacramento St.	5		8
											171 N	Sacramento St.	7		8
											177 A	Air Force	7		14
											177 A	Air Force	5		9
											177 H	Air Force	2		4
											177 H	Air Force	4		14
											183 A	Wichita St.	4		3
											183 A	Wichita St.	0		11
											183 A	Wichita St.	2		17
											199 A	Kansas	4		5
											199 A	Kansas	1		2
											213 H	Grand Canyon	6		2
<hr/>															
Non-Div. I Games:	Regis (CO)	9	4	Colorado Mesa	4	13	Colorado Mesa	4	7	Northern Colo.					

52	A	Washington	2	4
115	A	Seattle	1	8

RPI	S	Opponent	Score	
213	H	Grand Canyon	10	9
213	H	Grand Canyon	11	7
227	A	Pacific	5	8
227	A	Pacific	8	1
227	A	Pacific	3	4
230	H	South Dakota St.	7	6
230	H	South Dakota St.	3	8
230	H	South Dakota St.	3	11
253	H	CSU Bakersfield	6	3
253	H	CSU Bakersfield	9	2
253	N	CSU Bakersfield	6	11
289	A	North Dakota	5	2
289	A	North Dakota	6	4
289	A	North Dakota	8	1
292	A	Chicago St.	7	5
292	A	Chicago St.	4	5
292	A	Chicago St.	2	4

[illegible]

Non-Div. I Games:

Ark.-Pine Bluff

283 A Grambling	14	11
283 A Grambling	15	5

RPI	S	Opponent	Score	
293	A	Alcorn	7	3
293	H	Alcorn	15	6
296	A	Southern U.	10	9
296	A	Southern U.	7	2
296	A	Southern U.	3	5
297	H	Alabama A&M	5	2
297	H	Alabama A&M	1	0
297	H	Alabama A&M	4	3
297	N	Alabama A&M	16	6
298	A	Prairie View	11	7
298	A	Prairie View	13	17
298	A	Prairie View	9	0
298	H	Prairie View	21	1
298	H	Prairie View	11	1
298	H	Prairie View	12	0

Ark.-Pine Bluff

A
r
k
.
-
P
i
n
e
B
l
u
f
f

A
r
k
.
-
P
i
n
e
B
l
u
f
f

Average RPI Win: 213		WON-LOST	WINNING	LAST 15	STRENGTH OF		OPP. STRENGTH	TEAM	ADJ		CONF.	ADJ CONF.
Average RPI Loss: 135		RECORD	PCT. RANK	GAMES	SCHEDULE		OF SCHEDULE	RPI	RPI		RPI	RPI
DIV. I ONLY		12-39-0	.23529	288	7-7-0		196	151	272		21	21
DIV. I NON-CONF.		4-17-0	.19048	280	1-0-0		198	43	254		23	23
TOTALS		RPI 1-25	RPI 26-50		W-L RECORDS		RPI 51-100		RPI 101-150		RPI 150+	
12-39-0		0-4-0	0-0-0		OVERALL		0-8-0		3-11-0		9-16-0	
7-9-0		0-0-0	0-0-0		HOME		0-3-0		2-1-0		5-5-0	
5-29-0		0-4-0	0-0-0		AWAY		0-4-0		1-10-0		4-11-0	
0-1-0		0-0-0	0-0-0		NEUTRAL		0-1-0		0-0-0		0-0-0	
4-17-0		0-4-0	0-0-0		NON-CONFERENCE		0-2-0		1-7-0		3-4-0	
1-0-0		0-0-0	0-0-0		HOME		0-0-0		0-0-0		1-0-0	
3-16-0		0-4-0	0-0-		AWAY		0-1-0		1-7-0		2-4-0	
0-1-0		0-0-0	0-0-0		NEUTRAL		0-1-0		0-0-0		0-0-0	
8-22-0		0-0-0	0-0-0		CONFERENCE		0-6-0		2-4-0		6-12-0	
6-9-0		0-0-0	0-0-0		HOME		0-3-0		2-1-0		4-5-0	
2-13-0		0-0-0	0-0-0		AWAY		0-3-0		0-3-0		2-7-0	
0-0-0		0-0-0	0-0-0		NEUTRAL		0-0-0		0-0-0		0-0-0	
RPI S	Opponent	Score	RPI S	Opponent	Score	RPI S	Opponent	Score	RPI S	Opponent	Score	
16 A	Vanderbilt	1 9				55 A	Illinois	7 9	103 A	Austin Peay	3 5	
20 A	Southern Miss.	4 6				55 N	Illinois	4 5	103 A	Austin Peay	3 6	
20 A	Southern Miss.	1 6				58 A	Southeast Mo. St.	1 15	103 A	Austin Peay	6 13	
20 A	Southern Miss.	1 18				58 A	Southeast Mo. St.	11 12	114 A	Central Ark.	5 6	
						58 A	Southeast Mo. St.	7 20	114 A	Central Ark.	1 9	
						92 H	Jacksonville St.	3 10	114 A	Central Ark.	2 4	
						92 H	Jacksonville St.	3 4	114 A	Central Ark.	3 4	
						92 H	Jacksonville St.	4 6	117 H	Morehead St.	6 2	
									117 H	Morehead St.	5 1	
									117 H	Morehead St.	7 23	
									122 A	Southern Ill.	2 10	
									124 A	Arkansas	2 3	
									124 A	Arkansas	2 5	
									124 A	Arkansas	10 8	
									190 H	Belmont	9 21	
									190 H	Belmont	1 6	
									190 H	Belmont	9 8	
									191 H	Tennessee Tech	3 8	
									191 H	Tennessee Tech	3 5	
									191 H	Tennessee Tech	6 8	
									193 A	Lipscomb	9 16	
									198 A	Murray St.	9 3	
									198 A	Murray St.	4 9	
									198 A	Murray St.	11 31	
									207 A	Memphis	1 2	
									207 A	Memphis	0 23	
									207 A	Memphis	10 9	
Non-Div. I Games:			Robert Morris-Peoria	14 0	Illinois Col.	7 6	Millikin	4 1	Eastern Ill.			

Eastern Ill.

266	A	UT Martin	0	2
266	A	UT Martin	16	2

Through Games Of June 30, 2016

RPI	S	Opponent	Score	
215	A	Eastern Ky.	5	7
215	A	Eastern Ky.	7	8
215	A	Eastern Ky.	3	9
219	A	Illinois St.	2	1
240	A	Saint Louis	0	2
266	A	UT Martin	16	2
266	A	UT Martin	5	10
266	A	UT Martin	0	2
276	H	Butler	9	3
280	H	SIUE	3	2
280	H	SIUE	11	6
280	H	SIUE	20	5

Eastern Ill.

E
a
s
t
e
r
n
I
l
l
.

E
a
s
t
e
r
n
I
l
l
.

Average RPI Win:		190	WON-LOST RECORD		WINNING PCT. RANK		LAST 15 GAMES		STRENGTH OF SCHEDULE		OPP. STRENGTH OF SCHEDULE		TEAM RPI		ADJ RPI		CONF. RPI		ADJ CONF. RPI				
Average RPI Loss:		125																					
DIV. I ONLY			13-38-0		.2549 285		3-12-0		187		150		273		.42825 273		12		12				
DIV. I NON-CONF.			7-16-0		.30435 255		1-1-0		249		207		267		.42716 267		10		10				
TOTALS		RPI 1-25		RPI 26-50		W-L RECORDS		RPI 51-100		RPI 101-150		RPI 150+											
13-38-0		0-3-0		0-7-0		OVERALL		1-6-0		3-8-0		9-14-0											
9-13-0		0-0-0		0-3-0		HOME		1-2-0		2-2-0		6-6-0											
4-22-0		0-3-0		0-3-0		AWAY		0-3-0		1-6-0		3-7-0											
0-3-0		0-0-0		0-1-0		NEUTRAL		0-1-0		0-0-0		0-1-0											
7-16-0		0-3-0		0-1-0		NON-CONFERENCE		0-4-0		1-1-0		6-7-0											
5-2-0		0-0-0		0-0-0		HOME		0-0-0		1-0-0		4-2-0											
2-11-0		0-3-0		0-0-		AWAY		0-3-0		0-1-0		2-4-0											
0-3-0		0-0-0		0-1-0		NEUTRAL		0-1-0		0-0-0		0-1-0											
6-22-0		0-0-0		0-6-0		CONFERENCE		1-2-0		2-7-0		3-7-0											
4-11-0		0-0-0		0-3-0		HOME		1-2-0		1-2-0		2-4-0											
2-11-0		0-0-0		0-3-0		AWAY		0-0-0		1-5-0		1-3-0											
0-0-0		0-0-0		0-0-0		NEUTRAL		0-0-0		0-0-0		0-0-0											
RPI	S	Opponent		Score		RPI	S	Opponent		Score		RPI	S	Opponent		Score							
21	A	Oklahoma St.		1	7	33	N	Gonzaga		5	8	77	H	Lamar		1	3	102	H	McNeese St. 8 7			
21	A	Oklahoma St.		2	3	40	H	Sam Houston St.		3	23	77	H	Lamar		6	20	102	H	McNeese St. 0 1			
25	A	Dallas Baptist		1	17	40	H	Sam Houston St.		3	12	77	H	Lamar		3	2	102	H	McNeese St. 0 4			
						40	H	Sam Houston St.		2	8	96	N	Notre Dame		2	13	105	A	SFA 14 4			
						44	A	Southeastern La.		2	4	99	A	UT Arlington		3	9	105	A	SFA 1 7			
						44	A	Southeastern La.		0	11	99	A	UT Arlington		2	10	105	A	SFA 1 11			
						44	A	Southeastern La.		0	9	99	A	UT Arlington		0	13	109	H	Bradley 6 2			
																		113	A	Baylor 7 8			
																		114	A	Central Ark. 0 9			
																		114	A	Central Ark. 10 21			
																		114	A	Central Ark. 4 20			
																		151	A	Texas St. 5 22			
																		151	A	Texas St. 0 4			
																		151	A	Texas St. 4 5			
																		184	H	Nicholls St. 3 8			
																		184	H	Nicholls St. 7 5			
																		184	H	Nicholls St. 4 8			
																		187	A	UTSA 5 2			
																		187	A	UTSA 9 8			
																		194	A	Houston Baptist 3 2			
																		194	A	Houston Baptist 1 3			
																		194	A	Houston Baptist 0 2			
																		216	H	Abilene Christian 0 1			
																		216	H	Abilene Christian 1 2			
																		229	A	A&M-Corpus Christi 0 5			
																		229	H	A&M-Corpus Christi 5 4			
																		256	H	LIU Brooklyn 7 4			
LAST 15 GAMES																							
						229	A	A&M-Corpus Christi		0	5	77	H	Lamar		3	2						
						216	H	Abilene Christian		0	1	77	H	Lamar		1	3						
						216	H	Abilene Christian		1	2	77	H	Lamar		6	20						
						187	A	UTSA		9	8												
						114	A	Central Ark.		4	20												

Non-Div. I Games:

Incarnate Word

114 A Central Ark.	10	21
114 A Central Ark.	0	9

RPI	S	Opponent	Score	
256	H	LIU Brooklyn	8	2
256	H	LIU Brooklyn	7	10
281	A	UTRGV	3	4
281	H	UTRGV	6	5
282	N	Texas Southern	1	3
298	H	Prairie View	12	2
298	H	Prairie View	1	5

Incarnate Word

I
n
c
a
r
n
a
t
e
W
o
r
d

I
n
c
a
r
n
a
t
e
W
o
r
d

Average RPI Win:		194	WON-LOST RECORD		WINNING PCT. RANK		LAST 15 GAMES		STRENGTH OF SCHEDULE		OPP. STRENGTH OF SCHEDULE		TEAM RPI		ADJ RPI		CONF. RPI		ADJ CONF. RPI	
DIV. I ONLY			19-35-0		.35185	248	6-9-0		240		231		274		.42808	274	24		24	
DIV. I NON-CONF.			12-18-0		.4	205	1-2-0		180		214		232		.45597	232	25		25	
TOTALS		RPI 1-25		RPI 26-50		W-L RECORDS		RPI 51-100		RPI 101-150		RPI 150+								
19-35-0		0-0-0		1-4-0		OVERALL		0-1-0		2-6-0		16-24-0								
14-16-0		0-0-0		1-2-0		HOME		0-0-0		2-6-0		11-8-0								
5-18-0		0-0-0		0-2-0		AWAY		0-0-0		0-0-0		5-16-0								
0-1-0		0-0-0		0-0-0		NEUTRAL		0-1-0		0-0-0		0-0-0								
12-18-0		0-0-0		1-4-0		NON-CONFERENCE		0-1-0		1-4-0		10-9-0								
8-10-0		0-0-0		1-2-0		HOME		0-0-0		1-4-0		6-4-0								
4-7-0		0-0-0		0-0-		AWAY		0-0-0		0-0-0		4-5-0								
0-1-0		0-0-0		0-0-0		NEUTRAL		0-1-0		0-0-0		0-0-0								
7-17-0		0-0-0		0-0-0		CONFERENCE		0-0-0		1-2-0		6-15-0								
6-6-0		0-0-0		0-0-0		HOME		0-0-0		1-2-0		5-4-0								
1-11-0		0-0-0		0-0-0		AWAY		0-0-0		0-0-0		1-11-0								
0-0-0		0-0-0		0-0-0		NEUTRAL		0-0-0		0-0-0		0-0-0								
RPI	S	Opponent		Score		RPI	S	Opponent		Score		RPI	S	Opponent		Score				
27	A	East Carolina		1	8	70	N	Kentucky		6	8	101	H	Rhode Island		2	1			
27	A	East Carolina		0	6							101	H	Rhode Island		2	5			
35	H	Bryant		3	2							101	H	Rhode Island		3	4			
35	H	Bryant		2	12							111	H	Rutgers		6	5			
35	H	Bryant		0	7							111	H	Rutgers		5	11			
												111	H	Rutgers		6	8			
												134	H	Navy		9	13			
												137	H	CSUN		0	1			
												154	H	Longwood		13	6			
												178	A	James Madison		16	5			
												178	H	James Madison		6	5			
												179	A	Georgetown		5	12			
												179	H	Georgetown		2	1			
												188	A	Wofford		6	11			
												195	H	Richmond		1	10			
												195	H	Richmond		1	0			
												195	H	Richmond		3	2			
												202	A	Radford		2	0			
												202	A	Radford		9	3			
												202	A	Radford		7	8			
												208	A	George Washington		4	14			
												208	A	George Washington		3	9			
												208	A	George Washington		0	1			
												222	A	St. Bonaventure		4	3			
												222	A	St. Bonaventure		3	16			
												222	A	St. Bonaventure		0	3			
												222	A	St. Bonaventure		0	3			
												223	A	USC Upstate		4	5			
				LAST 15 GAMES																
250	A	Massachusetts		2	4	222	A	St. Bonaventure		3	16	208	A	George Washington		0	1			
250	A	Massachusetts		1	2	222	A	St. Bonaventure		4	3	222	A	St. Bonaventure		4	3			
250	A	Massachusetts		1	2	222	A	St. Bonaventure		0	3	222	A	St. Bonaventure		3	16			
225	A	Towson		11	10							222	A	St. Bonaventure		0	3			
277	H	La Salle		9	7							223	A	USC Upstate		4	5			

Non-Div. I Games:

George Mason

277 H La Salle	4	5
277 H La Salle	2	0

RPI	S	Opponent	Score	
225	A	Towson	11	10
225	H	Towson	10	3
233	H	Dayton	6	9
233	H	Dayton	8	2
233	H	Dayton	2	9
240	A	Saint Louis	2	3
240	A	Saint Louis	6	15
240	A	Saint Louis	0	15
242	H	Siena	7	19
242	H	Siena	3	5
242	H	Siena	5	2
250	A	Massachusetts	1	2
250	A	Massachusetts	2	4
250	A	Massachusetts	1	2
256	H	LIU Brooklyn	2	11
256	H	LIU Brooklyn	9	8
256	H	LIU Brooklyn	7	10
257	A	VMI	17	20
277	H	La Salle	9	7
277	H	La Salle	2	0
277	H	La Salle	4	5

Average RPI Win: 172		WON-LOST	WINNING	LAST 15	STRENGTH OF		OPP. STRENGTH	TEAM	ADJ		CONF.	ADJ CONF.
Average RPI Loss: 127		RECORD	PCT. RANK	GAMES	SCHEDULE		OF SCHEDULE	RPI	RPI		RPI	RPI
DIV. I ONLY		10-44-0	.18519	297	3-12-0		106	184	275		7	7
DIV. I NON-CONF.		8-22-0	.26667	267	3-4-0		148	270	257		7	7
TOTALS		RPI 1-25	RPI 26-50		W-L RECORDS		RPI 51-100		RPI 101-150		RPI 150+	
10-44-0		0-2-0	0-6-0		OVERALL		2-12-0		3-8-0		5-16-0	
5-16-0		0-1-0	0-6-0		HOME		1-6-0		3-1-0		1-2-0	
3-25-0		0-1-0	0-0-0		AWAY		1-6-0		0-7-0		2-11-0	
2-3-0		0-0-0	0-0-0		NEUTRAL		0-0-0		0-0-0		2-3-0	
8-22-0		0-2-0	0-0-0		NON-CONFERENCE		0-5-0		3-2-0		5-13-0	
4-5-0		0-1-0	0-0-0		HOME		0-1-0		3-1-0		1-2-0	
2-14-0		0-1-0	0-0-0		AWAY		0-4-0		0-1-0		2-8-0	
2-3-0		0-0-0	0-0-0		NEUTRAL		0-0-0		0-0-0		2-3-0	
2-22-0		0-0-0	0-6-0		CONFERENCE		2-7-0		0-6-0		0-3-0	
1-11-0		0-0-0	0-6-0		HOME		1-5-0		0-0-0		0-0-0	
1-11-0		0-0-0	0-0-0		AWAY		1-2-0		0-6-0		0-3-0	
0-0-0		0-0-0	0-0-0		NEUTRAL		0-0-0		0-0-0		0-0-0	
RPI S	Opponent	Score	RPI S	Opponent	Score	RPI S	Opponent	Score	RPI S	Opponent	Score	
2 H	Louisville	4 9	36 H	Ohio St.	1 3	53 H	Nebraska	6 11	104 A	Indiana	6 7	
22 A	Georgia Tech	2 5	36 H	Ohio St.	2 3	53 H	Nebraska	8 9	104 A	Indiana	2 3	
			36 H	Ohio St.	1 5	53 H	Nebraska	5 9	104 A	Indiana	9 10	
			50 H	Minnesota	3 4	60 A	Maryland	3 11	123 A	Penn St.	2 7	
			50 H	Minnesota	4 14	60 A	Maryland	7 1	123 A	Penn St.	6 7	
			50 H	Minnesota	0 3	60 A	Maryland	0 6	123 A	Penn St.	1 3	
						68 A	California	5 15	137 H	CSUN	0 6	
						68 A	California	0 4	137 H	CSUN	8 0	
						68 A	California	0 10	137 H	CSUN	1 0	
						69 A	Indiana St.	1 4	137 H	CSUN	5 0	
						69 H	Indiana St.	4 22	138 A	Valparaiso	10 13	
						78 H	Michigan St.	3 5	161 A	Kennesaw St.	2 5	
						78 H	Michigan St.	0 11	175 A	Ball St.	8 9	
						78 H	Michigan St.	5 2	175 H	Ball St.	9 2	
									185 H	Eastern Mich.	5 6	
									199 A	Kansas	1 8	
									209 A	IPFW	5 6	
									209 H	IPFW	3 4	
									219 A	Illinois St.	2 10	
									228 A	Georgia St.	5 3	
									235 N	Ohio	5 4	
									235 N	Ohio	2 9	
									235 N	Ohio	4 6	
									240 N	Saint Louis	2 3	
									247 A	ETSU	2 8	
									247 A	ETSU	2 4	
									247 A	ETSU	19 6	
LAST 15 GAMES												
137 H	CSUN	8 0	50 H	Minnesota	3 4							
137 H	CSUN	0 6	138 A	Valparaiso	10 13							
137 H	CSUN	1 0	209 H	IPFW	3 4							
137 H	CSUN	5 0										
209 A	IPFW	5 6										

Non-Div. I Games:

Purdue

50	H	Minnesota	0	3
50	H	Minnesota	4	14

RPI	S	Opponent	Score	
247	A	ETSU	8	9
255	A	Northwestern	3	7
255	A	Northwestern	4	7
255	A	Northwestern	0	3
289	N	North Dakota	5	0

Purdue

P
u
r
d
u
e

P
u
r
d
u
e

Butler

Average RPI Win: 176		WON-LOST RECORD		WINNING PCT. RANK		LAST 15 GAMES		STRENGTH OF SCHEDULE		OPP. STRENGTH OF SCHEDULE		TEAM RPI		ADJ RPI		CONF. RPI		ADJ CONF. RPI	
DIV. I ONLY		12-40-0		.23077 289		3-12-0		153		205		276		.42691 276		16		16	
DIV. I NON-CONF.		8-26-0		.23529 275		1-4-0		199		244		278		.42028 277		16		16	
TOTALS		RPI 1-25		RPI 26-50		W-L RECORDS		RPI 51-100		RPI 101-150		RPI 150+							
12-40-0		0-0-0		1-3-0		OVERALL		1-9-0		2-12-0		8-16-0							
6-14-0		0-0-0		0-0-0		HOME		1-6-0		1-4-0		4-4-0							
4-22-0		0-0-0		0-3-0		AWAY		0-2-0		1-7-0		3-10-0							
2-4-0		0-0-0		1-0-0		NEUTRAL		0-1-0		0-1-0		1-2-0							
8-26-0		0-0-0		1-0-0		NON-CONFERENCE		1-6-0		1-7-0		5-13-0							
4-7-0		0-0-0		0-0-0		HOME		1-3-0		1-1-0		2-3-0							
2-15-0		0-0-0		0-0-		AWAY		0-2-0		0-5-0		2-8-0							
2-4-0		0-0-0		1-0-0		NEUTRAL		0-1-0		0-1-0		1-2-0							
4-14-0		0-0-0		0-3-0		CONFERENCE		0-3-0		1-5-0		3-3-0							
2-7-0		0-0-0		0-0-0		HOME		0-3-0		0-3-0		2-1-0							
2-7-0		0-0-0		0-3-0		AWAY		0-0-0		1-2-0		1-2-0							
0-0-0		0-0-0		0-0-0		NEUTRAL		0-0-0		0-0-0		0-0-0							
RPI	S	Opponent		Score		RPI	S	Opponent		Score		RPI	S	Opponent		Score			
				26	N	Boston College	12	10	69	A	Indiana St.	9	13	104	A	Indiana	1	27	
				49	A	Creighton	4	6	69	A	Indiana St.	2	7	104	N	Indiana	1	2	
				49	A	Creighton	3	4	69	H	Indiana St.	1	6	109	H	Bradley	3	1	
				49	A	Creighton	1	2	72	H	Xavier	2	6	109	H	Bradley	5	9	
									72	H	Xavier	1	4	127	A	Samford	2	12	
									72	H	Xavier	1	4	127	A	Samford	1	16	
									78	N	Michigan St.	2	9	127	A	Samford	1	14	
									95	H	Mercer	4	5	127	A	Samford	3	4	
									95	H	Mercer	5	6	135	A	St. John's (NY)	13	5	
									95	H	Mercer	7	3	135	A	St. John's (NY)	0	2	
														135	A	St. John's (NY)	3	4	
														144	H	Seton Hall	6	7	
														144	H	Seton Hall	2	8	
														144	H	Seton Hall	2	5	
														164	H	Miami (OH)	3	10	
														175	H	Ball St.	4	7	
														179	H	Georgetown	3	2	
														179	H	Georgetown	12	6	
														179	H	Georgetown	1	3	
														209	A	IPFW	0	1	
														209	H	IPFW	4	1	
														214	H	Western Mich.	0	2	
														214	H	Western Mich.	7	3	
														219	N	Illinois St.	2	9	
														220	N	Central Mich.	3	8	
														233	A	Dayton	0	3	
														236	A	Charleston So.	4	3	
Non-Div. I Games: Cleary				12	3	Marian (IN)				15	4	Butler							

LAST 15 GAMES

144	H	Seton Hall	2	5
144	H	Seton Hall	6	7
144	H	Seton Hall	2	8
175	H	Ball St.	4	7
272	A	Eastern Ill.	3	9

95	H	Mercer	5	6
135	A	St. John's (NY)	13	5
135	A	St. John's (NY)	3	4

214	H	Western Mich.	0	2
214	H	Western Mich.	7	3
219	N	Illinois St.	2	9
220	N	Central Mich.	3	8
233	A	Dayton	0	3
236	A	Charleston So.	4	3

95	H	Mercer	7	3
95	H	Mercer	4	5

RPI	S	Opponent	Score	
236	A	Charleston So.	1	2
236	A	Charleston So.	3	7
238	A	Villanova	1	9
238	A	Villanova	11	6
238	A	Villanova	2	3
240	A	Saint Louis	8	6
240	A	Saint Louis	12	13
240	A	Saint Louis	4	9
246	A	Northern Ky.	3	8
255	N	Northwestern	10	9
272	A	Eastern Ill.	3	9

Lasalle

Lasalle

La Salle

274	A	George Mason	0	2
139	H	Saint Joseph's	2	14

RPI	S	Opponent	Score	
208	A	George Washington	6	3
208	A	George Washington	3	4
208	A	George Washington	1	2
222	A	St. Bonaventure	6	5
222	A	St. Bonaventure	3	6
222	A	St. Bonaventure	1	3
234	A	Penn	3	7
238	A	Villanova	2	5
238	H	Villanova	3	1
247	A	ETSU	6	4
247	A	ETSU	9	4
247	A	ETSU	3	6
250	A	Massachusetts	2	8
250	A	Massachusetts	5	3
250	A	Massachusetts	3	8
261	A	Bucknell	7	5
269	A	Rider	2	5
274	A	George Mason	5	4
274	A	George Mason	7	9
274	A	George Mason	0	2
291	A	Delaware St.	4	2
291	H	Delaware St.	6	5
295	H	Saint Peter's	3	7
295	H	Saint Peter's	1	0

Average RPI Win: 250		WON-LOST	WINNING	LAST 15	STRENGTH OF		OPP. STRENGTH	TEAM	ADJ		CONF.	ADJ CONF.
Average RPI Loss: 187		RECORD	PCT. RANK	GAMES	SCHEDULE		OF SCHEDULE	RPI	RPI		RPI	RPI
DIV. I ONLY		24-30-0	.44444	190	294		260	279	.42075		278	31
DIV. I NON-CONF.		11-14-0	.44	181	291		229	276	.42256		274	31
TOTALS		RPI 1-25	RPI 26-50		W-L RECORDS		RPI 51-100		RPI 101-150		RPI 150+	
24-30-0		0-0-0	0-2-0		OVERALL		0-0-0		2-9-0		22-19-0	
15-14-0		0-0-0	0-1-0		HOME		0-0-0		2-5-0		13-8-0	
8-14-0		0-0-0	0-1-0		AWAY		0-0-0		0-3-0		8-10-0	
1-2-0		0-0-0	0-0-0		NEUTRAL		0-0-0		0-1-0		1-1-0	
11-14-0		0-0-0	0-2-0		NON-CONFERENCE		0-0-0		1-3-0		10-9-0	
8-8-0		0-0-0	0-1-0		HOME		0-0-0		1-3-0		7-4-0	
3-6-0		0-0-0	0-0-		AWAY		0-0-0		0-0-0		3-5-0	
0-0-0		0-0-0	0-0-0		NEUTRAL		0-0-0		0-0-0		0-0-0	
13-16-0		0-0-0	0-0-0		CONFERENCE		0-0-0		1-6-0		12-10-0	
7-6-0		0-0-0	0-0-0		HOME		0-0-0		1-2-0		6-4-0	
5-8-0		0-0-0	0-0-0		AWAY		0-0-0		0-3-0		5-5-0	
1-2-0		0-0-0	0-0-0		NEUTRAL		0-0-0		0-1-0		1-1-0	
RPI S	Opponent	Score	RPI S	Opponent	Score	RPI S	Opponent	Score	RPI S	Opponent	Score	
			29 A	Duke	0 3				106 H	High Point	14 1	
			29 H	Duke	2 4				117 H	Morehead St.	2 4	
									117 H	Morehead St.	1 4	
									117 H	Morehead St.	4 24	
									142 A	Florida A&M	4 6	
									142 A	Florida A&M	3 6	
									142 A	Florida A&M	4 16	
									142 H	Florida A&M	4 5	
									142 H	Florida A&M	9 6	
									142 H	Florida A&M	0 4	
									142 N	Florida A&M	2 10	
									154 A	Longwood	7 4	
									154 H	Longwood	5 3	
									159 H	Campbell	11 15	
									163 A	Bethune-Cookman	1 2	
									163 A	Bethune-Cookman	2 3	
									163 A	Bethune-Cookman	4 5	
									163 H	Bethune-Cookman	3 11	
									163 H	Bethune-Cookman	4 13	
									163 H	Bethune-Cookman	4 3	
									204 A	Presbyterian	6 15	
									206 A	Elon	4 9	
									236 A	Charleston So.	6 9	
									236 H	Charleston So.	0 1	
									241 A	Appalachian St.	1 12	
									241 H	Appalachian St.	4 1	
									263 H	NJIT	4 5	
LAST 15 GAMES			299 N	Coppin St.	5 7	288 A	Savannah St.	0 2	236 A	Charleston So.	6 9	
			142 N	Florida A&M	2 10	288 A	Savannah St.	9 5	236 H	Charleston So.	0 1	
			291 N	Delaware St.	10 5	288 A	Savannah St.	5 4	241 A	Appalachian St.	1 12	
			236 H	Charleston So.	0 1				241 H	Appalachian St.	4 1	
			142 H	Florida A&M	4 5				263 H	NJIT	4 5	

Non-Div. I Games: Virginia St. 14 4

N.C. Central

142 H Florida A&M	9	6
142 H Florida A&M	0	4

RPI	S	Opponent	Score	
263	H	NJIT	8	4
263	H	NJIT	6	5
264	H	Niagara	7	3
264	H	Niagara	10	6
264	H	Niagara	13	10
264	H	Niagara	11	12
268	A	Norfolk St.	6	3
268	H	Norfolk St.	9	13
285	A	UNC Asheville	5	6
285	A	UNC Asheville	6	2
285	A	UNC Asheville	5	2
287	A	N.C. A&T	8	6
287	A	N.C. A&T	2	15
287	A	N.C. A&T	7	4
287	H	N.C. A&T	4	3
287	H	N.C. A&T	8	4
287	H	N.C. A&T	8	0
288	A	Savannah St.	0	2
288	A	Savannah St.	9	5
288	A	Savannah St.	5	4
288	H	Savannah St.	2	1
288	H	Savannah St.	9	5
288	H	Savannah St.	2	4
291	N	Delaware St.	10	5
299	N	Coppin St.	5	7

Average RPI Win: 237		WON-LOST RECORD	WINNING PCT. RANK	LAST 15 GAMES	STRENGTH OF SCHEDULE	OPP. STRENGTH OF SCHEDULE	TEAM RPI	ADJ RPI		CONF. RPI	ADJ CONF. RPI	
Average RPI Loss: 210												
DIV. I ONLY		17-26-0	.39535 223	4-11-0	291	270	280	.42045	279	30	30	
DIV. I NON-CONF.		17-26-0	.39535 209	4-11-0	292	287	277	.42045	276	30	30	
<hr/>												
TOTALS		RPI 1-25		RPI 26-50		W-L RECORDS		RPI 51-100		RPI 101-150		RPI 150+
17-26-0		0-0-0		0-0-0		OVERALL		0-0-0		1-5-0		16-21-0
8-8-0		0-0-0		0-0-0		HOME		0-0-0		0-1-0		8-7-0
6-16-0		0-0-0		0-0-0		AWAY		0-0-0		0-3-0		6-12-0
3-2-0		0-0-0		0-0-0		NEUTRAL		0-0-0		1-1-0		2-1-0
17-26-0		0-0-0		0-0-0		NON-CONFERENCE		0-0-0		1-5-0		16-21-0
8-8-0		0-0-0		0-0-0		HOME		0-0-0		0-1-0		8-7-0
6-16-0		0-0-0		0-0-		AWAY		0-0-0		0-3-0		6-13-0
3-2-0		0-0-0		0-0-0		NEUTRAL		0-0-0		1-1-0		2-1-0
0-0-0		0-0-0		0-0-0		CONFERENCE		0-0-0		0-0-0		0-0-0
0-0-0		0-0-0		0-0-0		HOME		0-0-0		0-0-0		0-0-0
0-0-0		0-0-0		0-0-0		AWAY		0-0-0		0-0-0		0-0-0
0-0-0		0-0-0		0-0-0		NEUTRAL		0-0-0		0-0-0		0-0-0
RPI	S	Opponent	Score	RPI	S	Opponent	Score	RPI	S	Opponent	Score	
								107	A	Binghamton	2 3	
								107	A	Binghamton	1 23	
								108	N	Princeton	2 1	
								123	N	Penn St.	2 15	
								135	A	St. John's (NY)	6 15	
								135	H	St. John's (NY)	1 8	
								162	A	Stony Brook	1 5	
								162	H	Stony Brook	5 7	
								195	A	Richmond	1 9	
								201	H	Fordham	5 4	
								211	H	Albany (NY)	2 7	
								211	H	Albany (NY)	4 0	
								211	H	Albany (NY)	2 5	
								211	H	Albany (NY)	3 0	
								217	A	Manhattan	6 7	
								217	H	Manhattan	4 6	
								221	A	UMass Lowell	0 8	
								221	A	UMass Lowell	7 1	
								221	A	UMass Lowell	4 6	
								221	A	UMass Lowell	8 2	
								234	H	Penn	6 5	
								238	A	Villanova	2 8	
								238	A	Villanova	5 6	
								244	A	Lehigh	5 10	
								244	H	Lehigh	5 16	
								245	A	Maine	5 8	
								245	A	Maine	9 4	
				LAST 15 GAMES								
				238	A	Villanova	2 8	263	A	NJIT	1 4	
				238	A	Villanova	5 6	263	H	NJIT	2 0	
				162	H	Stony Brook	5 7	263	H	NJIT	7 6	
				107	A	Binghamton	1 23					
				107	A	Binghamton	2 3					

Non-Div. I Games:

NYIT

244	H	Lehigh	5	16
263	A	NJIT	2	7

RPI	S	Opponent	Score	
245	A	Maine	4	2
245	A	Maine	1	4
248	A	Fairleigh Dickinson	1	11
248	A	Fairleigh Dickinson	6	3
248	H	Fairleigh Dickinson	0	1
248	H	Fairleigh Dickinson	9	0
249	H	Hofstra	1	3
254	H	Army West Point	3	2
256	A	LIU Brooklyn	4	3
263	A	NJIT	2	7
263	A	NJIT	1	4
263	H	NJIT	2	0
263	H	NJIT	7	6
299	N	Coppin St.	14	7
299	N	Coppin St.	5	2
299	N	Coppin St.	4	10

Average RPI Win:	199	WON-LOST RECORD	WINNING PCT. RANK	LAST 15 GAMES	STRENGTH OF SCHEDULE	OPP. STRENGTH OF SCHEDULE	TEAM RPI	ADJ RPI	CONF. RPI	ADJ CONF. RPI		
DIV. I ONLY		9-40-0	.18367	298	1-14-0	158	185	281	.41736	280	21	21
DIV. I NON-CONF.		3-16-0	.15789	290	0-4-0	119	157	266	.42872	266	23	23
<hr/>												
TOTALS	RPI 1-25	RPI 26-50		W-L RECORDS		RPI 51-100		RPI 101-150		RPI 150+		
9-40-0	0-3-0	0-0-0		OVERALL		0-9-0		2-7-0		7-21-0		
5-13-0	0-0-0	0-0-0		HOME		0-3-0		2-5-0		3-5-0		
4-27-0	0-3-0	0-0-0		AWAY		0-6-0		0-2-0		4-16-0		
0-0-0	0-0-0	0-0-0		NEUTRAL		0-0-0		0-0-0		0-0-0		
3-16-0	0-3-0	0-0-0		NON-CONFERENCE		0-3-0		1-2-0		2-8-0		
2-1-0	0-0-0	0-0-0		HOME		0-0-0		1-0-0		1-1-0		
1-15-0	0-3-0	0-0-		AWAY		0-3-0		0-2-0		1-7-0		
0-0-0	0-0-0	0-0-0		NEUTRAL		0-0-0		0-0-0		0-0-0		
6-24-0	0-0-0	0-0-0		CONFERENCE		0-6-0		1-5-0		5-13-0		
3-12-0	0-0-0	0-0-0		HOME		0-3-0		1-5-0		2-4-0		
3-12-0	0-0-0	0-0-0		AWAY		0-3-0		0-0-0		3-9-0		
0-0-0	0-0-0	0-0-0		NEUTRAL		0-0-0		0-0-0		0-0-0		
RPI	S	Opponent	Score	RPI	S	Opponent	Score	RPI	S	Opponent	Score	
2	A	Louisville	4 21					103	H	Austin Peay	3 14	
2	A	Louisville	1 10					103	H	Austin Peay	9 12	
2	A	Louisville	0 12					103	H	Austin Peay	4 7	
						83	A Missouri St.	1 11	117	H Morehead St.	2 11	
						83	A Missouri St.	2 6	117	H Morehead St.	0 2	
						83	A Missouri St.	5 12	117	H Morehead St.	2 0	
						92	H Jacksonville St.	6 9	131	A Missouri	6 9	
						92	H Jacksonville St.	7 9	136	A Evansville	2 13	
						92	H Jacksonville St.	4 13	136	H Evansville	11 10	
									177	A Air Force	0 8	
									177	A Air Force	10 11	
									177	A Air Force	2 11	
									177	A Air Force	0 11	
									190	H Belmont	0 12	
									190	H Belmont	9 8	
									190	H Belmont	5 6	
									191	H Tennessee Tech	5 4	
									191	H Tennessee Tech	3 13	
									191	H Tennessee Tech	2 14	
									198	A Murray St.	0 4	
									198	A Murray St.	9 8	
									198	A Murray St.	4 6	
									207	A Memphis	2 4	
									207	A Memphis	5 11	
									207	A Memphis	0 4	
									215	A Eastern Ky.	1 12	
									215	A Eastern Ky.	4 8	
LAST 15 GAMES				LAST 15 GAMES				LAST 15 GAMES				
272	A	Eastern Ill.	6 11	177	A	Air Force	0 11	207	A	Memphis	2 4	
272	A	Eastern Ill.	5 20	177	A	Air Force	0 8	207	A	Memphis	5 11	
272	A	Eastern Ill.	2 3	177	A	Air Force	10 11	207	A	Memphis	0 4	
103	H	Austin Peay	4 7					215	A	Eastern Ky.	1 12	
103	H	Austin Peay	9 12					215	A	Eastern Ky.	4 8	

Non-Div. I Games:

SIUE

103	H	Austin Peay	3	14
177	A	Air Force	2	11

RPI	S	Opponent	Score	
215	A	Eastern Ky.	7	3
219	H	Illinois St.	3	9
240	A	Saint Louis	6	1
240	H	Saint Louis	9	8
266	A	UT Martin	6	4
266	A	UT Martin	7	8
266	A	UT Martin	4	5
272	A	Eastern Ill.	6	11
272	A	Eastern Ill.	2	3
272	A	Eastern Ill.	5	20

Average RPI Win:	234	WON-LOST RECORD	WINNING PCT. RANK	LAST 15 GAMES	STRENGTH OF SCHEDULE	OPP. STRENGTH OF SCHEDULE	TEAM RPI	ADJ RPI	CONF. RPI	ADJ CONF. RPI	
Average RPI Loss:	178	18-28-0	.3913 227	3-12-0	284	247	282	.41623 281	28	28	
DIV. I ONLY		8-14-0	.36364 224	0-1-0	295	219	284	.40244 284	27	27	
DIV. I NON-CONF.											
<hr/>											
TOTALS	RPI 1-25	RPI 26-50		W-L RECORDS		RPI 51-100		RPI 101-150		RPI 150+	
18-28-0	0-1-0	0-0-0		OVERALL		1-2-0		2-8-0		15-17-0	
14-11-0	0-0-0	0-0-0		HOME		0-0-0		1-2-0		13-9-0	
4-17-0	0-1-0	0-0-0		AWAY		1-2-0		1-6-0		2-8-0	
0-0-0	0-0-0	0-0-0		NEUTRAL		0-0-0		0-0-0		0-0-0	
<hr/>											
8-14-0	0-1-0	0-0-0		NON-CONFERENCE		1-2-0		0-1-0		7-10-0	
7-3-0	0-0-0	0-0-0		HOME		0-0-0		0-0-0		7-3-0	
1-11-0	0-1-0	0-0-		AWAY		1-2-0		0-1-0		0-7-0	
0-0-0	0-0-0	0-0-0		NEUTRAL		0-0-0		0-0-0		0-0-0	
<hr/>											
10-14-0	0-0-0	0-0-0		CONFERENCE		0-0-0		2-7-0		8-7-0	
7-8-0	0-0-0	0-0-0		HOME		0-0-0		1-2-0		6-6-0	
3-6-0	0-0-0	0-0-0		AWAY		0-0-0		1-5-0		2-1-0	
0-0-0	0-0-0	0-0-0		NEUTRAL		0-0-0		0-0-0		0-0-0	
<hr/>											
RPI S	Opponent	Score	RPI S	Opponent	Score	RPI S	Opponent	Score	RPI S	Opponent	Score
6 A	TCU	0 13				77 A	Lamar	1 4	115 A	Seattle	4 7
						77 A	Lamar	1 4	115 A	Seattle	3 5
						77 A	Lamar	7 3	115 A	Seattle	4 6
									128 A	Texas	5 7
									129 A	Utah Valley	2 3
									129 A	Utah Valley	11 16
									129 A	Utah Valley	4 2
									145 H	New Mexico St.	3 12
									145 H	New Mexico St.	3 7
									145 H	New Mexico St.	9 3
									151 H	Texas St.	4 3
									171 H	Sacramento St.	3 12
									171 H	Sacramento St.	3 5
									171 H	Sacramento St.	3 2
									176 H	Washington St.	3 1
									194 H	Houston Baptist	2 6
									213 H	Grand Canyon	4 3
									213 H	Grand Canyon	0 10
									213 H	Grand Canyon	0 10
									216 A	Abilene Christian	5 6
									216 A	Abilene Christian	2 7
									216 A	Abilene Christian	2 5
									216 A	Abilene Christian	1 3
									229 A	A&M-Corpus Christi	0 3
									229 A	A&M-Corpus Christi	4 5
									229 H	A&M-Corpus Christi	3 6
									229 H	A&M-Corpus Christi	2 9
Non-Div. I Games:			Arlington Baptist	11 1	Arlington Baptist	5 0	Arlington Baptist	13 0	UTRGV		

129 A Utah Valley	11	16
253 H CSU Bakersfield	0	5

RPI	S	Opponent	Score	
253	H	CSU Bakersfield	0	5
253	H	CSU Bakersfield	5	0
253	H	CSU Bakersfield	6	11
273	A	Incarnate Word	5	6
273	H	Incarnate Word	4	3
286	H	Jackson St.	11	4
286	H	Jackson St.	10	4
289	H	North Dakota	12	2
289	H	North Dakota	8	4
289	H	North Dakota	2	1
292	A	Chicago St.	9	2
292	A	Chicago St.	7	1
292	A	Chicago St.	7	12
298	H	Prairie View	11	9
298	H	Prairie View	7	6

Average RPI Win: 273		WON-LOST	WINNING	LAST 15	STRENGTH OF		OPP. STRENGTH	TEAM	ADJ		CONF.	ADJ CONF.
Average RPI Loss: 183		RECORD	PCT. RANK	GAMES	SCHEDULE		OF SCHEDULE	RPI	RPI		RPI	RPI
DIV. I ONLY		19-24-0	.44186	196	290		293	278	.41515		282	32
DIV. I NON-CONF.		3-13-0	.1875	281	125		151	271	.41759		279	32
TOTALS		RPI 1-25	RPI 26-50		W-L RECORDS		RPI 51-100		RPI 101-150		RPI 150+	
19-24-0		0-1-0	0-4-0		OVERALL		0-2-0		1-1-0		18-16-0	
8-8-0		0-0-0	0-0-0		HOME		0-0-0		0-0-0		8-8-0	
6-13-0		0-1-0	0-3-0		AWAY		0-1-0		0-1-0		6-7-0	
5-3-0		0-0-0	0-1-0		NEUTRAL		0-1-0		1-0-0		4-1-0	
3-13-0		0-1-0	0-4-0		NON-CONFERENCE		0-2-0		1-1-0		2-5-0	
1-4-0		0-0-0	0-0-0		HOME		0-0-0		0-0-0		1-4-0	
0-7-0		0-1-0	0-0-		AWAY		0-1-0		0-1-0		0-1-0	
2-2-0		0-0-0	0-1-0		NEUTRAL		0-1-0		1-0-0		1-0-0	
16-11-0		0-0-0	0-0-0		CONFERENCE		0-0-0		0-0-0		16-11-0	
7-4-0		0-0-0	0-0-0		HOME		0-0-0		0-0-0		7-4-0	
6-6-0		0-0-0	0-0-0		AWAY		0-0-0		0-0-0		6-6-0	
3-1-0		0-0-0	0-0-0		NEUTRAL		0-0-0		0-0-0		3-1-0	
RPI S	Opponent	Score	RPI S	Opponent	Score	RPI S	Opponent	Score	RPI S	Opponent	Score	
25 A	Dallas Baptist	9 15	33 N	Gonzaga	3 18	57 A	Houston	1 7	105 A	SFA	3 17	
			40 A	Sam Houston St.	0 14	96 N	Notre Dame	5 6	109 N	Bradley	9 7	
			40 A	Sam Houston St.	0 5				156 N	Alabama St.	5 7	
			40 A	Sam Houston St.	3 10				192 H	Ill.-Chicago	8 22	
									192 H	Ill.-Chicago	5 22	
									192 H	Ill.-Chicago	3 17	
									192 H	Ill.-Chicago	8 5	
									194 A	Houston Baptist	3 7	
									194 H	Houston Baptist	6 7	
									271 A	Ark.-Pine Bluff	2 5	
									271 A	Ark.-Pine Bluff	4 7	
									271 A	Ark.-Pine Bluff	6 8	
									271 H	Ark.-Pine Bluff	4 17	
									271 H	Ark.-Pine Bluff	9 4	
									271 H	Ark.-Pine Bluff	6 5	
									271 N	Ark.-Pine Bluff	10 0	
									273 N	Incarnate Word	3 1	
									283 A	Grambling	4 5	
									283 A	Grambling	21 14	
									283 A	Grambling	4 6	
									283 H	Grambling	2 3	
									283 H	Grambling	5 3	
									286 N	Jackson St.	15 4	
									286 N	Jackson St.	10 2	
									296 A	Southern U.	13 5	
									296 A	Southern U.	6 5	
									296 A	Southern U.	5 2	
Non-Div. I Games:		Huston-Tillotson	2 7	Jarvis Christian	8 3	Wiley		15 5	Jarvis Christian		2 6	
		Wiley	8 6	Huston-Tillotson	11 5	Jarvis Christian		7 3	Texas Southern			

296	H	Southern U.	10	0
296	H	Southern U.	5	4

RPI	S	Opponent	Score	
296	H	Southern U.	5	4
296	H	Southern U.	10	0
296	H	Southern U.	8	6
298	A	Prairie View	2	12
298	A	Prairie View	24	5
298	A	Prairie View	11	3
298	H	Prairie View	4	5
298	H	Prairie View	6	5
298	H	Prairie View	8	12

Texas Southern

T
e
x
a
s
S
o
u
t
h
e
r
n

T
e
x
a
s
S
o
u
t
h
e
r
n

Average RPI Win: 293		WON-LOST	WINNING	LAST 15	STRENGTH OF		OPP. STRENGTH	TEAM	ADJ		CONF.	ADJ CONF.		
Average RPI Loss: 174		RECORD	PCT. RANK	GAMES	SCHEDULE		OF SCHEDULE	RPI	RPI		RPI	RPI		
DIV. I ONLY		17-27-0	.38636	230	4-10-0		296	288	283	.41233	283	32	32	
DIV. I NON-CONF.		0-13-0	0	296	0-1-0		20	2	274	.4217	275	32	32	
<hr/>														
TOTALS		RPI 1-25		RPI 26-50		W-L RECORDS		RPI 51-100		RPI 101-150		RPI 150+		
17-27-0		0-4-0		0-2-0		OVERALL		0-5-0		0-2-0		17-14-0		
5-9-0		0-0-0		0-0-0		HOME		0-3-0		0-0-0		5-6-0		
11-15-0		0-4-0		0-2-0		AWAY		0-2-0		0-2-0		11-5-0		
1-3-0		0-0-0		0-0-0		NEUTRAL		0-0-0		0-0-0		1-3-0		
<hr/>														
0-13-0		0-4-0		0-2-0		NON-CONFERENCE		0-5-0		0-2-0		0-0-0		
0-3-0		0-0-0		0-0-0		HOME		0-3-0		0-0-0		0-0-0		
0-10-0		0-4-0		0-0-		AWAY		0-2-0		0-2-0		0-0-0		
0-0-0		0-0-0		0-0-0		NEUTRAL		0-0-0		0-0-0		0-0-0		
<hr/>														
17-14-0		0-0-0		0-0-0		CONFERENCE		0-0-0		0-0-0		17-14-0		
5-6-0		0-0-0		0-0-0		HOME		0-0-0		0-0-0		5-6-0		
11-5-0		0-0-0		0-0-0		AWAY		0-0-0		0-0-0		11-5-0		
1-3-0		0-0-0		0-0-0		NEUTRAL		0-0-0		0-0-0		1-3-0		
<hr/>														
RPI	S	Opponent	Score		RPI	S	Opponent	Score		RPI	S	Opponent	Score	
9	A	Ole Miss	2	15	31	A	Louisiana Tech	3	7	51	A	Northwestern St.	1	2
9	A	Ole Miss	1	6	31	A	Louisiana Tech	2	10	85	H	Pittsburgh	6	16
9	A	Ole Miss	3	7						85	H	Pittsburgh	6	14
10	A	LSU	11	14						85	H	Pittsburgh	5	18
										86	A	New Orleans	8	11
											</			

271	H	Ark.-Pine Bluff	5	15
271	H	Ark.-Pine Bluff	3	4

RPI	S	Opponent	Score	
298	A	Prairie View	13	3
298	A	Prairie View	13	2
298	H	Prairie View	11	7
298	H	Prairie View	8	4
298	H	Prairie View	13	6
298	N	Prairie View	3	4

Grambling

G
r
a
m
b
l
i
n
g

G
r
a
m
b
l
i
n
g

Ion a

I
o
n
a

Iona

242 H Siena	3	4
242 H Siena	6	12

RPI	S	Opponent	Score	
217	A	Manhattan	5	3
217	A	Manhattan	6	11
218	A	Quinnipiac	2	3
218	A	Quinnipiac	3	4
218	A	Quinnipiac	0	2
242	H	Siena	3	4
242	H	Siena	3	2
242	H	Siena	6	12
252	H	Marist	6	7
252	H	Marist	3	2
252	H	Marist	2	1
264	H	Niagara	5	15
264	H	Niagara	0	1
264	H	Niagara	5	18
285	A	UNC Asheville	6	5
285	A	UNC Asheville	14	4
285	A	UNC Asheville	10	9
287	A	N.C. A&T	7	3
287	A	N.C. A&T	5	12
287	A	N.C. A&T	13	14

I
o
n
a

I
o
n
a

Iona

Average RPI Win:		205	WON-LOST RECORD		WINNING PCT. RANK		LAST 15 GAMES		STRENGTH OF SCHEDULE		OPP. STRENGTH OF SCHEDULE		TEAM RPI		ADJ RPI		CONF. RPI		ADJ CONF. RPI					
Average RPI Loss:		186																						
DIV. I ONLY			16-38-0		.2963		274		3-12-0		266		228		286		.40738		285		17		17	
DIV. I NON-CONF.			11-19-0		.36667		221		2-2-0		288		278		283		.40361		283		18		18	
TOTALS		RPI 1-25		RPI 26-50		W-L RECORDS		RPI 51-100		RPI 101-150		RPI 150+												
16-38-0		1-0-0		0-0-0		OVERALL		2-2-0		0-8-0		13-28-0												
10-20-0		0-0-0		0-0-0		HOME		1-1-0		0-4-0		9-15-0												
5-16-0		1-0-0		0-0-0		AWAY		1-1-0		0-4-0		3-11-0												
1-2-0		0-0-0		0-0-0		NEUTRAL		0-0-0		0-0-0		1-2-0												
11-19-0		1-0-0		0-0-0		NON-CONFERENCE		2-2-0		0-2-0		8-15-0												
7-11-0		0-0-0		0-0-0		HOME		1-1-0		0-1-0		6-9-0												
3-6-0		1-0-0		0-0-		AWAY		1-1-0		0-1-0		1-4-0												
1-2-0		0-0-0		0-0-0		NEUTRAL		0-0-0		0-0-0		1-2-0												
5-19-0		0-0-0		0-0-0		CONFERENCE		0-0-0		0-6-0		5-13-0												
3-9-0		0-0-0		0-0-0		HOME		0-0-0		0-3-0		3-6-0												
2-10-0		0-0-0		0-0-0		AWAY		0-0-0		0-3-0		2-7-0												
0-0-0		0-0-0		0-0-0		NEUTRAL		0-0-0		0-0-0		0-0-0												
RPI	S	Opponent		Score		RPI	S	Opponent		Score		RPI	S	Opponent		Score		RPI	S	Opponent		Score		
19	A	North Carolina		3	2																			

Non-Div. I Games:

UNC Asheville

153 H Gardner-Webb	1	12
153 H Gardner-Webb	6	11

RPI	S	Opponent	Score	
223	A	USC Upstate	3	9
223	H	USC Upstate	3	9
235	H	Ohio	8	14
235	H	Ohio	5	12
235	H	Ohio	7	5
236	A	Charleston So.	9	8
236	A	Charleston So.	7	1
236	A	Charleston So.	7	9
241	A	Appalachian St.	8	3
241	N	Appalachian St.	0	8
247	A	ETSU	1	9
247	H	ETSU	7	5
269	N	Rider	19	4
278	H	N.C. Central	2	6
278	H	N.C. Central	2	5
278	H	N.C. Central	6	5
284	H	Iona	5	6
284	H	Iona	4	14
284	H	Iona	9	10
290	H	Mt. St. Mary's	8	2
290	H	Mt. St. Mary's	1	2
290	H	Mt. St. Mary's	8	5

UNC Asheville

U
N
C
A
s
h
e
v
i
l
l
e

U
N
C
A
s
h
e
v
i
l
l
e

Average RPI Win:	277	WON-LOST	WINNING	LAST 15	STRENGTH OF	OPP. STRENGTH	TEAM	ADJ	CONF.	ADJ CONF.		
Average RPI Loss:	206	RECORD	PCT. RANK	GAMES	SCHEDULE	OF SCHEDULE	RPI	RPI	RPI	RPI		
DIV. I ONLY	25-26-0	.4902	162	10-5-0	300	295	284	.40364	286	32	32	
DIV. I NON-CONF.	5-14-0	.26316	269	0-1-0	275	234	293	.38708	293	32	32	
<hr/>												
TOTALS	RPI 1-25	RPI 26-50		W-L RECORDS		RPI 51-100		RPI 101-150		RPI 150+		
25-26-0	0-0-0	0-2-0		OVERALL		0-2-0		2-2-0		23-20-0		
12-10-0	0-0-0	0-1-0		HOME		0-1-0		2-1-0		10-7-0		
10-13-0	0-0-0	0-1-0		AWAY		0-1-0		0-1-0		10-10-0		
3-3-0	0-0-0	0-0-0		NEUTRAL		0-0-0		0-0-0		3-3-0		
5-14-0	0-0-0	0-2-0		NON-CONFERENCE		0-2-0		2-2-0		3-8-0		
4-5-0	0-0-0	0-1-0		HOME		0-1-0		2-1-0		2-2-0		
1-9-0	0-0-0	0-0-		AWAY		0-1-0		0-1-0		1-6-0		
0-0-0	0-0-0	0-0-0		NEUTRAL		0-0-0		0-0-0		0-0-0		
20-12-0	0-0-0	0-0-0		CONFERENCE		0-0-0		0-0-0		20-12-0		
8-5-0	0-0-0	0-0-0		HOME		0-0-0		0-0-0		8-5-0		
9-4-0	0-0-0	0-0-0		AWAY		0-0-0		0-0-0		9-4-0		
3-3-0	0-0-0	0-0-0		NEUTRAL		0-0-0		0-0-0		3-3-0		
RPI	S	Opponent	Score	RPI	S	Opponent	Score	RPI	S	Opponent	Score	
44	A	Southeastern La.	0 15	86	A	New Orleans	4 13	142	H	Florida A&M	4 3	
44	H	Southeastern La.	8 12	86	H	New Orleans	9 11	142	H	Florida A&M	16 9	
								142	H	Florida A&M	2 15	
								149	A	La.-Monroe	7 10	
								156	A	Alabama St.	1 6	
								156	A	Alabama St.	2 7	
								156	A	Alabama St.	3 4	
								156	H	Alabama St.	4 7	
								156	H	Alabama St.	1 13	
								156	H	Alabama St.	4 15	
								228	A	Georgia St.	5 11	
								228	A	Georgia St.	13 12	
								266	A	UT Martin	3 13	
								266	A	UT Martin	8 11	
								266	A	UT Martin	4 10	
								266	H	UT Martin	9 2	
								266	H	UT Martin	9 18	
								266	H	UT Martin	8 5	
								266	H	UT Martin	2 12	
								271	N	Ark.-Pine Bluff	4 2	
								281	A	UTRGV	4 11	
								281	A	UTRGV	4 10	
								282	N	Texas Southern	2 10	
								282	N	Texas Southern	4 15	
								283	A	Grambling	16 10	
								283	H	Grambling	4 2	
								293	A	Alcorn	4 5	
<hr/>												
Non-Div. I Games:	Tougaloo	10	0	Tougaloo	8	3	Tougaloo	6	1	LeMoyne-Owen	23	2
	Concordia (AL)	17	1	Concordia (AL)	8	0	LeMoyne-Owen	20	3	Concordia (AL)	21	0

9	1
283 A Grambling	16 10
296 A Southern U.	21 3

RPI	S	Opponent	Score	
293	A	Alcorn	11	6
293	H	Alcorn	6	9
293	H	Alcorn	5	1
293	H	Alcorn	11	5
293	N	Alcorn	2	3
296	A	Southern U.	21	3
296	N	Southern U.	4	0
297	A	Alabama A&M	20	1
297	A	Alabama A&M	22	4
297	A	Alabama A&M	10	9
297	H	Alabama A&M	14	4
297	H	Alabama A&M	3	6
297	H	Alabama A&M	7	6
297	N	Alabama A&M	15	3
300	A	Mississippi Val.	10	3
300	A	Mississippi Val.	19	9
300	A	Mississippi Val.	16	5
300	H	Mississippi Val.	9	7
300	H	Mississippi Val.	6	2
300	H	Mississippi Val.	6	1

Average RPI Win: 232		WON-LOST RECORD		WINNING PCT. RANK		LAST 15 GAMES		STRENGTH OF SCHEDULE		OPP. STRENGTH OF SCHEDULE		TEAM RPI		ADJ RPI		CONF. RPI		ADJ CONF. RPI	
DIV. I ONLY		13-41-0		.24074 287		4-11-0		249		262		287		.39936 287		31		31	
DIV. I NON-CONF.		7-23-0		.23333 276		1-5-0		179		240		279		.41779 278		31		31	
TOTALS		RPI 1-25		RPI 26-50		W-L RECORDS		RPI 51-100		RPI 101-150		RPI 150+							
13-41-0		0-2-0		0-1-0		OVERALL		1-1-0		0-9-0		12-28-0							
8-20-0		0-1-0		0-0-0		HOME		0-0-0		0-6-0		8-13-0							
4-21-0		0-1-0		0-1-0		AWAY		0-1-0		0-3-0		4-15-0							
1-0-0		0-0-0		0-0-0		NEUTRAL		1-0-0		0-0-0		0-0-0							
7-23-0		0-2-0		0-1-0		NON-CONFERENCE		1-1-0		0-3-0		6-16-0							
4-12-0		0-1-0		0-0-0		HOME		0-0-0		0-3-0		4-8-0							
2-11-0		0-1-0		0-0-		AWAY		0-1-0		0-0-0		2-8-0							
1-0-0		0-0-0		0-0-0		NEUTRAL		1-0-0		0-0-0		0-0-0							
6-18-0		0-0-0		0-0-0		CONFERENCE		0-0-0		0-6-0		6-12-0							
4-8-0		0-0-0		0-0-0		HOME		0-0-0		0-3-0		4-5-0							
2-10-0		0-0-0		0-0-0		AWAY		0-0-0		0-3-0		2-7-0							
0-0-0		0-0-0		0-0-0		NEUTRAL		0-0-0		0-0-0		0-0-0							
RPI S	Opponent		Score		RPI S	Opponent		Score		RPI S	Opponent		Score		RPI S	Opponent		Score	
8 A	North Carolina St.		1	25	27 A	East Carolina		2	11	76 A	UNCG		2	6	134 H	Navy		1	6
8 H	North Carolina St.		1	9						76 N	UNCG		9	8	134 H	Navy		8	14
															134 H	Navy		4	11
															142 A	Florida A&M		2	7
															142 A	Florida A&M		2	12
															142 A	Florida A&M		4	20
															142 H	Florida A&M		11	22
															142 H	Florida A&M		3	5
															142 H	Florida A&M		7	17
															153 A	Gardner-Webb		6	10
															153 H	Gardner-Webb		0	1
															157 A	Charlotte		9	7
															159 A	Campbell		1	14
															159 A	Campbell		3	15
															159 A	Campbell		8	10
															163 A	Bethune-Cookman		2	4
															163 A	Bethune-Cookman		14	10
															163 A	Bethune-Cookman		7	9
															163 H	Bethune-Cookman		6	7
															163 H	Bethune-Cookman		0	6
															163 H	Bethune-Cookman		2	23
						LAST 15 GAMES									170 A	Winthrop		0	7
						142 A Florida A&M		2	12		241 A Appalachian St.		9	10	170 H	Winthrop		4	15
						142 A Florida A&M		2	7		163 H Bethune-Cookman		2	23	204 A	Presbyterian		5	3
						142 A Florida A&M		4	20		163 H Bethune-Cookman		6	7	204 H	Presbyterian		6	10
						288 H Savannah St.		18	7						206 A	Elon		6	9
						288 H Savannah St.		4	3						206 H	Elon		8	7

Non-Div. I Games:

N.C. A&T

288	H	Savannah St.	6	4
206	A	Elon	6	9

RPI	S	Opponent	Score	
211	H	Albany (NY)	3	14
211	H	Albany (NY)	13	4
211	H	Albany (NY)	2	9
241	A	Appalachian St.	9	10
241	H	Appalachian St.	6	7
247	A	ETSU	5	15
247	H	ETSU	5	17
278	A	N.C. Central	3	4
278	A	N.C. Central	0	8
278	A	N.C. Central	4	8
278	H	N.C. Central	6	8
278	H	N.C. Central	4	7
278	H	N.C. Central	15	2
284	H	Iona	14	13
284	H	Iona	12	5
284	H	Iona	3	7
288	A	Savannah St.	1	6
288	A	Savannah St.	3	4
288	A	Savannah St.	7	5
288	H	Savannah St.	18	7
288	H	Savannah St.	6	4
288	H	Savannah St.	4	3

Average RPI Win: 240		WON-LOST	WINNING	LAST 15	STRENGTH OF		OPP. STRENGTH	TEAM	ADJ		CONF.	ADJ CONF.			
Average RPI Loss: 187		RECORD	PCT. RANK	GAMES	SCHEDULE		OF SCHEDULE	RPI	RPI		RPI	RPI			
DIV. I ONLY		12-40-0	.23077	289	3-12-0		259	279	288		.39403	288			
DIV. I NON-CONF.		5-23-0	.17857	285	0-3-0		222	290	291		.39787	291			
TOTALS		RPI 1-25	RPI 26-50		W-L RECORDS		RPI 51-100		RPI 101-150		RPI 150+				
12-40-0		0-1-0	0-0-0		OVERALL		0-6-0		2-5-0		10-28-0				
7-17-0		0-0-0	0-0-0		HOME		0-2-0		1-2-0		6-13-0				
5-20-0		0-1-0	0-0-0		AWAY		0-3-0		1-2-0		4-14-0				
0-3-0		0-0-0	0-0-0		NEUTRAL		0-1-0		0-1-0		0-1-0				
5-23-0		0-1-0	0-0-0		NON-CONFERENCE		0-6-0		0-1-0		5-15-0				
2-10-0		0-0-0	0-0-0		HOME		0-2-0		0-0-0		2-8-0				
3-10-0		0-1-0	0-0-		AWAY		0-3-0		0-0-0		3-6-0				
0-3-0		0-0-0	0-0-0		NEUTRAL		0-1-0		0-1-0		0-1-0				
7-17-0		0-0-0	0-0-0		CONFERENCE		0-0-0		2-4-0		5-13-0				
5-7-0		0-0-0	0-0-0		HOME		0-0-0		1-2-0		4-5-0				
2-10-0		0-0-0	0-0-0		AWAY		0-0-0		1-2-0		1-8-0				
0-0-0		0-0-0	0-0-0		NEUTRAL		0-0-0		0-0-0		0-0-0				
RPI S	Opponent	Score		RPI S	Opponent	Score		RPI S	Opponent	Score		RPI S	Opponent	Score	
22 A	Georgia Tech	3	21					63 A	North Florida	4	7	142 A	Florida A&M	10	5
								63 H	North Florida	3	7	142 A	Florida A&M	4	11
								73 N	Iowa	4	14	142 A	Florida A&M	6	9
								81 A	Ga. Southern	1	16	142 H	Florida A&M	2	7
								95 A	Mercer	6	16	142 H	Florida A&M	5	12
								95 H	Mercer	3	7	142 H	Florida A&M	2	1
												144 N	Seton Hall	3	4
												154 A	Longwood	6	7
												154 A	Longwood	5	6
												154 A	Longwood	4	9
												163 A	Bethune-Cookman	6	7
												163 A	Bethune-Cookman	0	3
												163 A	Bethune-Cookman	7	12
												163 H	Bethune-Cookman	1	5
												163 H	Bethune-Cookman	5	6
												163 H	Bethune-Cookman	10	6
												175 H	Ball St.	3	7
												175 H	Ball St.	1	10
												204 A	Presbyterian	1	16
												222 H	St. Bonaventure	2	9
												222 H	St. Bonaventure	1	10
												222 H	St. Bonaventure	4	7
												222 H	St. Bonaventure	7	1
												228 A	Georgia St.	10	6
												228 A	Georgia St.	1	4
												236 H	Charleston So.	4	10
												256 H	LIU Brooklyn	3	4
LAST 15 GAMES				163 H	Bethune-Cookman	5	6	278 H	N.C. Central	2	0	222 H	St. Bonaventure	7	1
				163 H	Bethune-Cookman	10	6	278 H	N.C. Central	5	9	228 A	Georgia St.	10	6
				163 H	Bethune-Cookman	1	5	278 H	N.C. Central	4	5	228 A	Georgia St.	1	4
				22 A	Georgia Tech	3	21					236 H	Charleston So.	4	10
				287 A	N.C. A&T	7	18					256 H	LIU Brooklyn	3	4

Non-Div. I Games:

Savannah St.

287 A N.C. A&T	3	4
287 A N.C. A&T	4	6

RPI	S	Opponent	Score	
256	H	LIU Brooklyn	3	11
256	H	LIU Brooklyn	3	2
262	N	Bowling Green	1	10
278	A	N.C. Central	5	9
278	A	N.C. Central	4	2
278	A	N.C. Central	1	2
278	H	N.C. Central	5	9
278	H	N.C. Central	2	0
278	H	N.C. Central	4	5
287	A	N.C. A&T	7	18
287	A	N.C. A&T	3	4
287	A	N.C. A&T	4	6
287	H	N.C. A&T	6	1
287	H	N.C. A&T	4	3
287	H	N.C. A&T	5	7
297	A	Alabama A&M	9	12
297	A	Alabama A&M	3	2
297	A	Alabama A&M	17	12

Average RPI Win:	152	WON-LOST	WINNING	LAST 15	STRENGTH OF	OPP. STRENGTH	TEAM	ADJ	CONF.	ADJ CONF.		
Average RPI Loss:	186	RECORD	PCT. RANK	GAMES	SCHEDULE	OF SCHEDULE	RPI	RPI	RPI	RPI		
DIV. I ONLY		7-37-0	.15909	299	1-13-0	257	222	289	.39179	289	28	28
DIV. I NON-CONF.		3-14-0	.17647	288	0-2-0	223	77	272	.42415	271	27	27
<hr/>												
TOTALS	RPI 1-25	RPI 26-50		W-L RECORDS		RPI 51-100		RPI 101-150		RPI 150+		
7-37-0	0-0-0	0-3-0		OVERALL		2-4-0		3-6-0		2-24-0		
1-13-0	0-0-0	0-0-0		HOME		0-0-0		1-5-0		0-8-0		
5-23-0	0-0-0	0-3-0		AWAY		2-4-0		2-1-0		1-15-0		
1-1-0	0-0-0	0-0-0		NEUTRAL		0-0-0		0-0-0		1-1-0		
<hr/>												
3-14-0	0-0-0	0-3-0		NON-CONFERENCE		2-4-0		0-0-0		1-7-0		
0-2-0	0-0-0	0-0-0		HOME		0-0-0		0-0-0		0-2-0		
2-11-0	0-0-0	0-0-		AWAY		2-4-0		0-0-0		0-4-0		
1-1-0	0-0-0	0-0-0		NEUTRAL		0-0-0		0-0-0		1-1-0		
<hr/>												
4-23-0	0-0-0	0-0-0		CONFERENCE		0-0-0		3-6-0		1-17-0		
1-11-0	0-0-0	0-0-0		HOME		0-0-0		1-5-0		0-6-0		
3-12-0	0-0-0	0-0-0		AWAY		0-0-0		2-1-0		1-11-0		
0-0-0	0-0-0	0-0-0		NEUTRAL		0-0-0		0-0-0		0-0-0		
<hr/>												
RPI	S	Opponent	Score	RPI	S	Opponent	Score	RPI	S	Opponent	Score	
49	A	Creighton	1 7	65	A	Alabama	2 5	115	H	Seattle	15 2	
49	A	Creighton	1 7	65	A	Alabama	1 2	115	H	Seattle	6 12	
49	A	Creighton	0 5	65	A	Alabama	1 7	115	H	Seattle	5 7	
				79	A	Southern California	5 4	129	A	Utah Valley	4 3	
				79	A	Southern California	1 0	129	A	Utah Valley	9 10	
				79	A	Southern California	6 7	129	A	Utah Valley	13 7	
								145	H	New Mexico St.	0 6	
								145	H	New Mexico St.	0 4	
								145	H	New Mexico St.	2 7	
								171	A	Sacramento St.	3 4	
								171	A	Sacramento St.	0 1	
								171	A	Sacramento St.	2 3	
								183	A	Wichita St.	3 16	
								197	A	North Dakota St.	4 15	
								197	H	North Dakota St.	2 4	
								199	A	Kansas	0 7	
								213	H	Grand Canyon	4 9	
								213	H	Grand Canyon	2 14	
								213	H	Grand Canyon	2 8	
								230	A	South Dakota St.	3 5	
								230	H	South Dakota St.	3 6	
								240	N	Saint Louis	7 2	
LAST 15 GAMES								253	A	CSU Bakersfield	6 10	
253	A	CSU Bakersfield	2 16	292	A	Chicago St.	4 14	253	A	CSU Bakersfield	2 15	
253	A	CSU Bakersfield	6 10	292	A	Chicago St.	1 7	253	A	CSU Bakersfield	2 16	
253	A	CSU Bakersfield	2 15	292	A	Chicago St.	18 4	253	A	CSU Bakersfield	2 5	
145	H	New Mexico St.	2 7					270	H	Northern Colo.	2 6	
145	H	New Mexico St.	0 4					270	H	Northern Colo.	4 6	

Non-Div. I Games:	Minn.-Crookston	10	9
--------------------------	------------------------	-----------	----------

North Dakota

145	H	New Mexico St.	0	6
230	H	South Dakota St.	3	6

RPI	S	Opponent	Score	
270	H	Northern Colo.	1	8
275	N	Purdue	0	5
281	A	UTRGV	4	8
281	A	UTRGV	2	12
281	A	UTRGV	1	2
292	A	Chicago St.	1	7
292	A	Chicago St.	18	4
292	A	Chicago St.	4	14

Average RPI Win: 250		WON-LOST	WINNING	LAST 15	STRENGTH OF		OPP. STRENGTH	TEAM	ADJ		CONF.	ADJ CONF.
Average RPI Loss: 194		RECORD	PCT. RANK	GAMES	SCHEDULE		OF SCHEDULE	RPI	RPI		RPI	RPI
DIV. I ONLY		11-37-0	.22917	291	4-11-0		274	283	290		26	26
DIV. I NON-CONF.		3-13-0	.1875	281	0-0-0		283	296	297		26	26
TOTALS		RPI 1-25	RPI 26-50		W-L RECORDS		RPI 51-100		RPI 101-150		RPI 150+	
11-37-0		0-0-0	0-5-0		OVERALL		0-3-0		0-0-0		11-29-0	
4-16-0		0-0-0	0-4-0		HOME		0-0-0		0-0-0		4-12-0	
7-17-0		0-0-0	0-1-0		AWAY		0-3-0		0-0-0		7-13-0	
0-4-0		0-0-0	0-0-0		NEUTRAL		0-0-0		0-0-0		0-4-0	
3-13-0		0-0-0	0-1-0		NON-CONFERENCE		0-3-0		0-0-0		3-9-0	
1-3-0		0-0-0	0-0-0		HOME		0-0-0		0-0-0		1-3-0	
2-10-0		0-0-0	0-0-		AWAY		0-3-0		0-0-0		2-6-0	
0-0-0		0-0-0	0-0-0		NEUTRAL		0-0-0		0-0-0		0-0-0	
8-24-0		0-0-0	0-4-0		CONFERENCE		0-0-0		0-0-0		8-20-0	
3-13-0		0-0-0	0-4-0		HOME		0-0-0		0-0-0		3-9-0	
5-7-0		0-0-0	0-0-0		AWAY		0-0-0		0-0-0		5-7-0	
0-4-0		0-0-0	0-0-0		NEUTRAL		0-0-0		0-0-0		0-4-0	
RPI S	Opponent	Score	RPI S	Opponent	Score	RPI S	Opponent	Score	RPI S	Opponent	Score	
			28 A	Wake Forest	2 8	84 A	Jacksonville	7 15	160 N	Sacred Heart	1 7	
			35 H	Bryant	1 19	84 A	Jacksonville	3 14	160 N	Sacred Heart	1 8	
			35 H	Bryant	1 12	84 A	Jacksonville	2 13	160 N	Sacred Heart	3 5	
			35 H	Bryant	0 6				160 N	Sacred Heart	0 8	
			35 H	Bryant	0 8				172 A	UMBC	1 3	
									172 A	UMBC	3 9	
									172 H	UMBC	5 3	
									205 A	Central Conn. St.	4 19	
									205 A	Central Conn. St.	6 4	
									205 A	Central Conn. St.	0 6	
									205 A	Central Conn. St.	0 2	
									225 A	Towson	7 8	
									243 H	Buffalo	0 15	
									243 H	Buffalo	0 2	
									248 A	Fairleigh Dickinson	13 6	
									248 A	Fairleigh Dickinson	0 6	
									248 A	Fairleigh Dickinson	3 4	
									248 A	Fairleigh Dickinson	4 9	
									248 H	Fairleigh Dickinson	5 2	
									248 H	Fairleigh Dickinson	0 1	
									248 H	Fairleigh Dickinson	1 4	
									248 H	Fairleigh Dickinson	2 17	
									256 H	LIU Brooklyn	1 6	
									256 H	LIU Brooklyn	2 1	
									256 H	LIU Brooklyn	2 6	
									256 H	LIU Brooklyn	5 4	
									259 A	Wagner	8 9	
LAST 15 GAMES												
			35 H	Bryant	1 19		160 N	Sacred Heart	3 5			
			35 H	Bryant	1 12		256 H	LIU Brooklyn	2 6			
			35 H	Bryant	0 8		256 H	LIU Brooklyn	2 1			
			35 H	Bryant	0 6							
			160 N	Sacred Heart	0 8							

Non-Div. I Games:




Mt. St. Mary's

160 N Sacred Heart	1	7
160 N Sacred Heart	1	8

RPI	S	Opponent	Score	
259	A	Wagner	2	1
259	A	Wagner	6	5
259	A	Wagner	3	0
259	H	Wagner	4	17
259	H	Wagner	0	2
259	H	Wagner	6	14
259	H	Wagner	4	20
285	A	UNC Asheville	5	8
285	A	UNC Asheville	2	8
285	A	UNC Asheville	2	1
294	A	UMES	2	9
299	A	Coppin St.	16	6
299	H	Coppin St.	9	12

M
t
.
S
t
.
M
a
r
y
'
s

M
t
.
S
t
.
M
a
r
y
'
s

 Tie,  Loss,  Non-Conf,S Site, H Home, A Away, N Neutral Page 582

Delaware St.

294 H UMES	4	1
268 A Norfolk St.	10	7

Through Games Of June 30, 2016

RPI	S	Opponent	Score	
268	A	Norfolk St.	0	10
268	H	Norfolk St.	6	5
268	H	Norfolk St.	0	6
268	H	Norfolk St.	2	6
269	H	Rider	7	11
277	A	La Salle	5	6
277	H	La Salle	2	4
278	N	N.C. Central	5	10
294	A	UMES	4	2
294	A	UMES	3	4
294	H	UMES	7	12
294	H	UMES	7	1
294	H	UMES	5	14
294	H	UMES	2	5
294	H	UMES	4	3
294	H	UMES	4	1
299	A	Coppin St.	14	6
299	A	Coppin St.	15	5
299	A	Coppin St.	0	3
299	H	Coppin St.	14	4
299	H	Coppin St.	5	4
299	H	Coppin St.	10	9
299	N	Coppin St.	4	15

Delaware St.

D
e
l
a
w
a
r
e
S
t
.

D
e
l
a
w
a
r
e
S
t
.

Average RPI Win:	238	WON-LOST RECORD	WINNING PCT. RANK	LAST 15 GAMES	STRENGTH OF SCHEDULE	OPP. STRENGTH OF SCHEDULE	TEAM RPI	ADJ RPI	CONF. RPI	ADJ CONF. RPI	
DIV. I ONLY	12-41-0	.22642	292	3-11-0	275	244	292	.38707	292	28	28
DIV. I NON-CONF.	6-20-0	.23077	277	0-2-0	269	199	289	.39977	288	27	27
<hr/>											
TOTALS	RPI 1-25	RPI 26-50		W-L RECORDS	RPI 51-100		RPI 101-150		RPI 150+		
12-41-0	0-0-0	0-1-0		OVERALL	0-3-0		0-13-0		12-24-0		
8-14-0	0-0-0	0-0-0		HOME	0-0-0		0-8-0		8-6-0		
3-24-0	0-0-0	0-0-0		AWAY	0-1-0		0-5-0		3-18-0		
1-3-0	0-0-0	0-1-0		NEUTRAL	0-2-0		0-0-0		1-0-0		
<hr/>											
6-20-0	0-0-0	0-1-0		NON-CONFERENCE	0-3-0		0-4-0		6-12-0		
3-4-0	0-0-0	0-0-0		HOME	0-0-0		0-2-0		3-2-0		
2-13-0	0-0-0	0-0-		AWAY	0-1-0		0-2-0		2-10-0		
1-3-0	0-0-0	0-1-0		NEUTRAL	0-2-0		0-0-0		1-0-0		
<hr/>											
6-21-0	0-0-0	0-0-0		CONFERENCE	0-0-0		0-9-0		6-12-0		
5-10-0	0-0-0	0-0-0		HOME	0-0-0		0-6-0		5-4-0		
1-11-0	0-0-0	0-0-0		AWAY	0-0-0		0-3-0		1-8-0		
0-0-0	0-0-0	0-0-0		NEUTRAL	0-0-0		0-0-0		0-0-0		
<hr/>											
RPI S	Opponent	Score	RPI S	Opponent	Score	RPI S	Opponent	Score	RPI S	Opponent	Score
			26 N	Boston College	1 7	69 N	Indiana St.	5 14	115 H	Seattle	2 12
						73 N	Iowa	3 15	115 H	Seattle	1 14
						96 A	Notre Dame	3 6	115 H	Seattle	4 12
									129 H	Utah Valley	4 9
									129 H	Utah Valley	2 14
									129 H	Utah Valley	3 8
									138 A	Valparaiso	4 12
									138 H	Valparaiso	6 10
									143 A	Milwaukee	2 6
									143 H	Milwaukee	9 12
									145 A	New Mexico St.	4 11
									145 A	New Mexico St.	5 17
									145 A	New Mexico St.	2 8
									171 A	Sacramento St.	4 5
									171 A	Sacramento St.	1 4
									171 A	Sacramento St.	0 10
									173 A	Hawaii	1 4
									173 A	Hawaii	0 14
									173 A	Hawaii	0 4
									173 A	Hawaii	1 0
									192 A	Ill.-Chicago	0 5
			LAST 15 GAMES						192 H	Ill.-Chicago	6 3
			129 H	Utah Valley	2 14	289 H	North Dakota	7 1	192 H	Ill.-Chicago	3 1
			129 H	Utah Valley	4 9	289 H	North Dakota	4 18	209 H	IPFW	4 5
			129 H	Utah Valley	3 8	143 A	Milwaukee	2 6	213 A	Grand Canyon	2 7
			253 A	CSU Bakersfield	2 4				213 A	Grand Canyon	5 10
			253 A	CSU Bakersfield	3 14				213 A	Grand Canyon	4 2

Non-Div. I Games: Otterbein 3 5 Chicago 6 5

Chicago St.

Chicago St.

253 A CSU Bakersfield	5	6
289 H North Dakota	14	4

Through Games Of June 30, 2016

RPI	S	Opponent	Score	
214	H	Western Mich.	6	3
229	A	A&M-Corpus Christi	2	6
229	A	A&M-Corpus Christi	7	1
229	A	A&M-Corpus Christi	6	8
238	N	Villanova	4	3
240	A	Saint Louis	1	7
240	A	Saint Louis	2	8
240	A	Saint Louis	0	7
253	A	CSU Bakersfield	3	14
253	A	CSU Bakersfield	5	6
253	A	CSU Bakersfield	2	4
255	A	Northwestern	5	11
255	H	Northwestern	10	12
270	H	Northern Colo.	5	4
270	H	Northern Colo.	4	2
270	H	Northern Colo.	5	7
281	H	UTRGV	12	7
281	H	UTRGV	1	7
281	H	UTRGV	2	9
289	H	North Dakota	14	4
289	H	North Dakota	4	18
289	H	North Dakota	7	1

Chicago St.

C
h
i
c
a
g
o
s
t
.

C
h
i
c
a
g
o
s
t
.

Average RPI Win: 293		WON-LOST RECORD		WINNING PCT. RANK		LAST 15 GAMES		STRENGTH OF SCHEDULE		OPP. STRENGTH OF SCHEDULE		TEAM RPI		ADJ RPI		CONF. RPI		ADJ CONF. RPI	
DIV. I ONLY		13-36-0		.26531 283		3-12-0		285		296		293		.3864 293		32		32	
DIV. I NON-CONF.		0-16-0		0 296		0-4-0		66		64		290		.39826 290		32		32	
TOTALS		RPI 1-25		RPI 26-50		W-L RECORDS		RPI 51-100		RPI 101-150		RPI 150+							
13-36-0		0-1-0		0-4-0		OVERALL		0-5-0		0-1-0		13-25-0							
5-10-0		0-0-0		0-0-0		HOME		0-1-0		0-0-0		5-9-0							
5-21-0		0-1-0		0-3-0		AWAY		0-3-0		0-1-0		5-13-0							
3-5-0		0-0-0		0-1-0		NEUTRAL		0-1-0		0-0-0		3-3-0							
0-16-0		0-1-0		0-4-0		NON-CONFERENCE		0-5-0		0-1-0		0-5-0							
0-2-0		0-0-0		0-0-0		HOME		0-1-0		0-0-0		0-1-0							
0-12-0		0-1-0		0-0-		AWAY		0-3-0		0-1-0		0-4-0							
0-2-0		0-0-0		0-1-0		NEUTRAL		0-1-0		0-0-0		0-0-0							
13-20-0		0-0-0		0-0-0		CONFERENCE		0-0-0		0-0-0		13-20-0							
5-8-0		0-0-0		0-0-0		HOME		0-0-0		0-0-0		5-8-0							
5-9-0		0-0-0		0-0-0		AWAY		0-0-0		0-0-0		5-9-0							
3-3-0		0-0-0		0-0-0		NEUTRAL		0-0-0		0-0-0		3-3-0							
RPI	S	Opponent		Score		RPI	S	Opponent		Score		RPI	S	Opponent		Score			
15	A	Mississippi St.		0 14		31	A	Louisiana Tech		4 15		58	H	Southeast Mo. St.		4 17			
						44	A	Southeastern La.		3 15		65	A	Alabama		0 8			
						44	A	Southeastern La.		0 21		65	A	Alabama		5 8			
						48	N	UConn		3 25		83	N	Missouri St.		1 13			
												86	A	New Orleans		3 12			

200	A	Virginia Tech	7	23
200	A	Virginia Tech	2	9

RPI	S	Opponent	Score	
297	A	Alabama A&M	15	13
297	A	Alabama A&M	16	4
297	H	Alabama A&M	3	13
297	H	Alabama A&M	3	8
297	H	Alabama A&M	6	4
298	N	Prairie View	10	11
300	A	Mississippi Val.	5	6
300	A	Mississippi Val.	10	3
300	A	Mississippi Val.	1	5
300	H	Mississippi Val.	12	4
300	H	Mississippi Val.	9	2
300	H	Mississippi Val.	11	4

Average RPI Win: 257		WON-LOST RECORD	WINNING PCT. RANK	LAST 15 GAMES	STRENGTH OF SCHEDULE	OPP. STRENGTH OF SCHEDULE	TEAM RPI	ADJ RPI	CONF. RPI	ADJ CONF. RPI				
Average RPI Loss: 236														
DIV. I ONLY		16-32-0	.33333	258	7-8-0	297	298	294	.38558	294	31	31		
DIV. I NON-CONF.		9-16-0	.36	226	4-2-0	251	285	249	.44681	247	31	31		
<hr/>														
TOTALS		RPI 1-25		RPI 26-50		W-L RECORDS		RPI 51-100		RPI 101-150		RPI 150+		
16-32-0		0-0-0		0-1-0		OVERALL		1-2-0		0-2-0		15-27-0		
6-8-0		0-0-0		0-0-0		HOME		0-0-0		0-1-0		6-7-0		
7-22-0		0-0-0		0-1-0		AWAY		1-2-0		0-1-0		6-18-0		
3-2-0		0-0-0		0-0-0		NEUTRAL		0-0-0		0-0-0		3-2-0		
9-16-0		0-0-0		0-1-0		NON-CONFERENCE		1-2-0		0-2-0		8-11-0		
3-1-0		0-0-0		0-0-0		HOME		0-0-0		0-1-0		3-0-0		
3-13-0		0-0-0		0-0-		AWAY		1-2-0		0-1-0		2-9-0		
3-2-0		0-0-0		0-0-0		NEUTRAL		0-0-0		0-0-0		3-2-0		
7-16-0		0-0-0		0-0-0		CONFERENCE		0-0-0		0-0-0		7-16-0		
3-7-0		0-0-0		0-0-0		HOME		0-0-0		0-0-0		3-7-0		
4-9-0		0-0-0		0-0-0		AWAY		0-0-0		0-0-0		4-9-0		
0-0-0		0-0-0		0-0-0		NEUTRAL		0-0-0		0-0-0		0-0-0		
RPI	S	Opponent	Score		RPI	S	Opponent	Score		RPI	S	Opponent	Score	
					29	A	Duke	1	9	76	A	UNCG	2	8
										85	A	Pittsburgh	9	6
										85	A	Pittsburgh	1	9
										134	A	Navy	2	11
										134	H	Navy	4	16
										179	A	Georgetown	9	4
										179	A	Georgetown	5	7
										195	A	Richmond	0	15
										195	A	Richmond	4	7
										215	A	Eastern Ky.	2	20
										215	A	Eastern Ky.	1	17
										215	A	Eastern Ky.	5	4
										215	A	Eastern Ky.	3	14
										244	H	Lehigh	5	4
										244	H	Lehigh	7	6
										248	N	Fairleigh Dickinson	6	4
										248	N	Fairleigh Dickinson	5	7
										248	N	Fairleigh Dickinson	5	1
										257	A	VMI	1	14
										257	A	VMI	3	7
										257	A	VMI	2	23
										268	A	Norfolk St.	1	3
										268	A	Norfolk St.	0	8
										268	A	Norfolk St.	0	6
										268	H	Norfolk St.	6	7
										268	H	Norfolk St.	7	20
										268	H	Norfolk St.	2	11
										290	H	Mt. St. Mary's	9	2
										291	A	Delaware St.	14	5
										291	A	Delaware St.	5	2
LAST 15 GAMES														
					291	A	Delaware St.	12	7	299	H	Coppin St.	8	15
					291	A	Delaware St.	1	7	179	A	Georgetown	5	7
					291	A	Delaware St.	1	4	179	A	Georgetown	9	4
					85	A	Pittsburgh	9	6					
					85	A	Pittsburgh	1	9					

Non-Div. I Games:

UMES

299 H Coppin St.	1	4
299 H Coppin St.	7	3

RPI	S	Opponent	Score	
291	A	Delaware St.	12	7
291	A	Delaware St.	3	4
291	A	Delaware St.	1	7
291	A	Delaware St.	1	4
291	H	Delaware St.	4	3
291	H	Delaware St.	2	4
295	N	Saint Peter's	8	10
295	N	Saint Peter's	17	5
299	A	Coppin St.	1	3
299	A	Coppin St.	4	16
299	A	Coppin St.	7	3
299	A	Coppin St.	6	12
299	H	Coppin St.	1	3
299	H	Coppin St.	1	4
299	H	Coppin St.	4	3
299	H	Coppin St.	8	15
299	H	Coppin St.	7	3

U
M
E
S

U
M
E
S

Average RPI Win:	234	WON-LOST	WINNING	LAST 15	STRENGTH OF	OPP. STRENGTH	TEAM	ADJ	CONF.	ADJ CONF.					
Average RPI Loss:	213	RECORD	PCT. RANK	GAMES	SCHEDULE	OF SCHEDULE	RPI	RPI	RPI	RPI					
DIV. I ONLY	10-42-0	.19231	296	4-11-0	278	282	295	.38521	295	29	29				
DIV. I NON-CONF.	5-23-0	.17857	285	0-3-0	285	289	294	.38615	294	29	29				
<hr/>															
TOTALS	RPI 1-25	RPI 26-50		W-L RECORDS		RPI 51-100		RPI 101-150		RPI 150+					
10-42-0	0-0-0	0-1-0		OVERALL		0-0-0		1-4-0		9-37-0					
1-14-0	0-0-0	0-0-0		HOME		0-0-0		0-0-0		1-14-0					
8-25-0	0-0-0	0-1-0		AWAY		0-0-0		1-4-0		7-20-0					
1-3-0	0-0-0	0-0-0		NEUTRAL		0-0-0		0-0-0		1-3-0					
<hr/>															
5-23-0	0-0-0	0-1-0		NON-CONFERENCE		0-0-0		1-4-0		4-18-0					
0-3-0	0-0-0	0-0-0		HOME		0-0-0		0-0-0		0-3-0					
4-17-0	0-0-0	0-0-		AWAY		0-0-0		1-4-0		3-12-0					
1-3-0	0-0-0	0-0-0		NEUTRAL		0-0-0		0-0-0		1-3-0					
<hr/>															
5-19-0	0-0-0	0-0-0		CONFERENCE		0-0-0		0-0-0		5-19-0					
1-11-0	0-0-0	0-0-0		HOME		0-0-0		0-0-0		1-11-0					
4-8-0	0-0-0	0-0-0		AWAY		0-0-0		0-0-0		4-8-0					
0-0-0	0-0-0	0-0-0		NEUTRAL		0-0-0		0-0-0		0-0-0					
<hr/>															
RPI	S	Opponent	Score	RPI	S	Opponent	Score	RPI	S	Opponent	Score				
				28	A	Wake Forest	2 8			111	A Rutgers	1 10			
										111	A Rutgers	3 12			
										135	A St. John's (NY)	9 8			
										144	A Seton Hall	1 8			
										144	A Seton Hall	4 5			
										162	A Stony Brook	3 7			
										174	H Fairfield	3 11			
										174	H Fairfield	3 8			
										174	H Fairfield	2 12			
										181	H Monmouth	1 4			
										181	H Monmouth	8 7			
										181	H Monmouth	7 11			
										195	A Richmond	2 12			
										195	A Richmond	0 10			
										195	N Richmond	6 12			
										196	A Canisius	7 11			
										196	A Canisius	7 8			
										196	A Canisius	0 9			
										201	A Fordham	2 0			
										211	A Albany (NY)	5 17			
										211	A Albany (NY)	2 5			
										211	A Albany (NY)	0 5			
										217	H Manhattan	2 3			
										217	H Manhattan	2 7			
										217	H Manhattan	8 16			
										238	A Villanova	3 7			
										238	A Villanova	5 1			
LAST 15 GAMES															
				269	A	Rider	8 7	242	A	Siena	6 12	217	H	Manhattan	2 3
				269	A	Rider	11 13	242	A	Siena	1 12	217	H	Manhattan	2 7
				269	A	Rider	3 4	242	A	Siena	3 2	217	H	Manhattan	8 16
				111	A	Rutgers	3 12					238	A	Villanova	3 7
				217	H	Manhattan	2 7					238	A	Villanova	5 1

Non-Div. I Games:

Saint Peter's

217 H Manhattan	8	16
217 H Manhattan	2	3

RPI	S	Opponent	Score
239	N	Harvard	1 7
242	A	Siena	1 12
242	A	Siena	6 12
242	A	Siena	3 2
244	A	Lehigh	3 6
244	H	Lehigh	1 2
249	H	Hofstra	4 11
252	A	Marist	3 1
252	A	Marist	2 9
252	A	Marist	6 4
259	A	Wagner	6 13
263	A	NJIT	0 16
263	A	NJIT	5 6
263	H	NJIT	7 11
264	H	Niagara	2 21
264	H	Niagara	0 11
264	H	Niagara	0 13
269	A	Rider	8 7
269	A	Rider	11 13
269	A	Rider	3 4
277	A	La Salle	7 3
277	A	La Salle	0 1
294	N	UMES	10 8
294	N	UMES	5 17

Saint Peter's

S
a
i
n
t
P
e
t
e
r
'
s

S
a
i
n
t
P
e
t
e
r
'
s

Average RPI Win:		251	WON-LOST RECORD		WINNING PCT. RANK		LAST 15 GAMES		STRENGTH OF SCHEDULE		OPP. STRENGTH OF SCHEDULE		TEAM RPI		ADJ RPI		CONF. RPI		ADJ CONF. RPI	
DIV. I ONLY			10-31-0		.2439 286		4-10-0		283		291		296		.37304 296		32		32	
DIV. I NON-CONF.			2-11-0		.15385 291		1-4-0		29		6		197		.47015 205		32		32	
TOTALS		RPI 1-25		RPI 26-50		W-L RECORDS		RPI 51-100		RPI 101-150		RPI 150+								
10-31-0		0-1-0		1-5-0		OVERALL		0-2-0		1-2-0		8-21-0								
5-12-0		0-0-0		0-0-0		HOME		0-1-0		0-0-0		5-11-0								
3-13-0		0-1-0		1-4-0		AWAY		0-1-0		1-2-0		1-5-0								
2-6-0		0-0-0		0-1-0		NEUTRAL		0-0-0		0-0-0		2-5-0								
2-11-0		0-1-0		1-5-0		NON-CONFERENCE		0-2-0		1-2-0		0-1-0								
0-1-0		0-0-0		0-0-0		HOME		0-1-0		0-0-0		0-0-0								
2-9-0		0-1-0		1-0-		AWAY		0-1-0		1-2-0		0-1-0								
0-1-0		0-0-0		0-1-0		NEUTRAL		0-0-0		0-0-0		0-0-0								
8-20-0		0-0-0		0-0-0		CONFERENCE		0-0-0		0-0-0		8-20-0								
5-11-0		0-0-0		0-0-0		HOME		0-0-0		0-0-0		5-11-0								
1-4-0		0-0-0		0-0-0		AWAY		0-0-0		0-0-0		1-4-0								
2-5-0		0-0-0		0-0-0		NEUTRAL		0-0-0		0-0-0		2-5-0								
RPI	S	Opponent		Score		RPI	S	Opponent		Score		RPI	S	Opponent		Score				
10	A	LSU		1 11		31	N	Louisiana Tech		0 15		86	A	New Orleans		4 14				
						32	A	Tulane		2 14		86	H	New Orleans		3 23				
						43	A	South Ala.		5 4				Auburn		6 18				
						43	A	South Ala.		2 12				Alabama St.		9 27				
						43	A	South Ala.		1 7				Alabama St.		7 9				
						44	A	Southeastern La.		2 18				Nicholls St.		8 9				
														Ark.-Pine Bluff		2 7				
														Ark.-Pine Bluff		5 3				
														Ark.-Pine Bluff		9 10				
														Texas Southern		6 8				
														Texas Southern		4 5				
														Texas Southern		0 10				
														Texas Southern		5 13				
														Texas Southern		5 6				
														Texas Southern		2 5				
														Grambling		11 16				
														Grambling		10 3				
														Grambling		5 9				
														Grambling		9 10				
														Grambling		8 10				
														Grambling		7 11				
														Grambling		0 15				
														Grambling		6 3				
														Jackson St.		3 21				
														Jackson St.		0 4				
														Alcorn		2 6				
														Alcorn		11 10				
Non-Div. I Games:		Selma		4 3		Loyola (LA)		6 7		Loyola (LA)		5 4		Selma		10 0				
		Selma		12 6										Southern U.						

286 H Jackson St.	3	21
282 A Texas Southern	0	10

RPI	S	Opponent	Score	
298	A	Prairie View	9	2
298	A	Prairie View	1	7
298	H	Prairie View	4	1
298	H	Prairie View	16	5
298	H	Prairie View	13	9

Average RPI Win:	267	WON-LOST	WINNING	LAST 15	STRENGTH OF	OPP. STRENGTH	TEAM	ADJ	CONF.	ADJ CONF.					
Average RPI Loss:	219	RECORD	PCT. RANK	GAMES	SCHEDULE	OF SCHEDULE	RPI	RPI	RPI	RPI					
DIV. I ONLY		12-44-0	.21429	294	3-12-0	292	297	297	.36585	297	32	32			
DIV. I NON-CONF.		4-23-0	.14815	292	0-4-0	258	263	296	.38146	296	32	32			
<hr/>															
TOTALS	RPI 1-25	RPI 26-50		W-L RECORDS		RPI 51-100		RPI 101-150		RPI 150+					
12-44-0	0-0-0	0-1-0		OVERALL		0-1-0		1-4-0		11-38-0					
5-18-0	0-0-0	0-0-0		HOME		0-0-0		0-0-0		5-18-0					
7-23-0	0-0-0	0-1-0		AWAY		0-1-0		1-3-0		6-16-0					
0-3-0	0-0-0	0-0-0		NEUTRAL		0-0-0		0-0-0		0-3-0					
<hr/>															
4-23-0	0-0-0	0-1-0		NON-CONFERENCE		0-1-0		1-4-0		3-17-0					
2-8-0	0-0-0	0-0-0		HOME		0-0-0		0-0-0		2-8-0					
2-15-0	0-0-0	0-0-		AWAY		0-1-0		1-4-0		1-9-0					
0-0-0	0-0-0	0-0-0		NEUTRAL		0-0-0		0-0-0		0-0-0					
<hr/>															
8-21-0	0-0-0	0-0-0		CONFERENCE		0-0-0		0-0-0		8-21-0					
3-10-0	0-0-0	0-0-0		HOME		0-0-0		0-0-0		3-10-0					
5-8-0	0-0-0	0-0-0		AWAY		0-0-0		0-0-0		5-8-0					
0-3-0	0-0-0	0-0-0		NEUTRAL		0-0-0		0-0-0		0-3-0					
<hr/>															
RPI	S	Opponent	Score	RPI	S	Opponent	Score	RPI	S	Opponent	Score				
				32	A	Tulane	0 7	93	A	Troy	0 8				
								127	A	Samford	6 18				
								127	A	Samford	7 5				
								131	A	Missouri	3 5				
								148	A	Auburn	0 5				
								148	A	Auburn	1 15				
								155	A	UAB	2 12				
								156	A	Alabama St.	4 9				
								156	A	Alabama St.	3 7				
								156	H	Alabama St.	4 16				
								156	H	Alabama St.	3 7				
								156	H	Alabama St.	2 17				
								156	N	Alabama St.	2 14				
								191	A	Tennessee Tech	6 11				
								191	H	Tennessee Tech	6 34				
								193	A	Lipscomb	3 10				
								193	A	Lipscomb	4 5				
								193	A	Lipscomb	5 14				
								198	A	Murray St.	3 11				
								209	H	IPFW	6 4				
								209	H	IPFW	6 7				
								209	H	IPFW	7 9				
								209	H	IPFW	1 8				
				LAST 15 GAMES											
				286	N	Jackson St.	3 15	228	A	Georgia St.	5 13	215	A	Eastern Ky.	3 1
				271	N	Ark.-Pine Bluff	6 16	286	A	Jackson St.	4 14	215	H	Eastern Ky.	6 11
				266	A	UT Martin	1 11	286	A	Jackson St.	6 3	228	A	Georgia St.	5 13
				156	A	Alabama St.	4 9					228	A	Georgia St.	7 8
				156	A	Alabama St.	3 7					266	A	UT Martin	1 11

Non-Div. I Games:	North Ala.	6	5
--------------------------	-------------------	----------	----------

Alabama A&M

156	N	Alabama St.	2	14
228	A	Georgia St.	7	8

RPI	S	Opponent	Score
266	H	UT Martin	2 9
271	A	Ark.-Pine Bluff	3 4
271	A	Ark.-Pine Bluff	2 5
271	A	Ark.-Pine Bluff	0 1
271	N	Ark.-Pine Bluff	6 16
286	A	Jackson St.	6 7
286	A	Jackson St.	6 3
286	A	Jackson St.	4 14
286	H	Jackson St.	9 10
286	H	Jackson St.	1 20
286	H	Jackson St.	4 22
286	N	Jackson St.	3 15
288	H	Savannah St.	12 17
288	H	Savannah St.	2 3
288	H	Savannah St.	12 9
293	A	Alcorn	4 6
293	A	Alcorn	8 3
293	A	Alcorn	13 3
293	H	Alcorn	4 16
293	H	Alcorn	13 15
293	H	Alcorn	12 2
300	A	Mississippi Val.	12 10
300	A	Mississippi Val.	5 2
300	H	Mississippi Val.	1 2
300	H	Mississippi Val.	17 4
300	H	Mississippi Val.	10 6
300	H	Mississippi Val.	10 11

Alabama A&M

A
l
a
b
a
m
a
A
&
M

A
l
a
b
a
m
a
A
&
M

Average RPI Win: 283		WON-LOST	WINNING	LAST 15	STRENGTH OF		OPP. STRENGTH	TEAM	ADJ	CONF.	ADJ CONF.
Average RPI Loss: 214		RECORD	PCT. RANK	GAMES	SCHEDULE		OF SCHEDULE	RPI	RPI	RPI	RPI
DIV. I ONLY		8-32-0	.2	295	295		290	298	.36206	298	32
DIV. I NON-CONF.		1-14-0	.06667	295	157		116	286	.4022	286	32
TOTALS		RPI 1-25	RPI 26-50		W-L RECORDS		RPI 51-100		RPI 101-150		RPI 150+
8-32-0		0-3-0	0-2-0		OVERALL		0-2-0		0-1-0		8-24-0
3-9-0		0-0-0	0-0-0		HOME		0-0-0		0-0-0		3-9-0
3-21-0		0-3-0	0-1-0		AWAY		0-2-0		0-1-0		3-14-0
2-2-0		0-0-0	0-1-0		NEUTRAL		0-0-0		0-0-0		2-1-0
1-14-0		0-3-0	0-2-0		NON-CONFERENCE		0-2-0		0-1-0		1-6-0
0-1-0		0-0-0	0-0-0		HOME		0-0-0		0-0-0		0-1-0
1-11-0		0-3-0	0-0-		AWAY		0-2-0		0-1-0		1-4-0
0-2-0		0-0-0	0-1-0		NEUTRAL		0-0-0		0-0-0		0-1-0
7-18-0		0-0-0	0-0-0		CONFERENCE		0-0-0		0-0-0		7-18-0
3-8-0		0-0-0	0-0-0		HOME		0-0-0		0-0-0		3-8-0
2-10-0		0-0-0	0-0-0		AWAY		0-0-0		0-0-0		2-10-0
2-0-0		0-0-0	0-0-0		NEUTRAL		0-0-0		0-0-0		2-0-0
RPI S	Opponent	Score	RPI S	Opponent	Score	RPI S	Opponent	Score	RPI S	Opponent	Score
4 A	Texas A&M	0 11	31 N	Louisiana Tech	0 7	57 A	Houston	0 8	128 A	Texas	0 7
21 A	Oklahoma St.	0 12	40 A	Sam Houston St.	5 16	77 A	Lamar	3 13	176 N	Washington St.	3 14
21 A	Oklahoma St.	0 9							194 A	Houston Baptist	3 5
									194 H	Houston Baptist	17 21
									271 A	Ark.-Pine Bluff	1 21
									271 A	Ark.-Pine Bluff	1 11
									271 A	Ark.-Pine Bluff	0 12
									271 H	Ark.-Pine Bluff	0 9
									271 H	Ark.-Pine Bluff	7 11
									271 H	Ark.-Pine Bluff	17 13
									273 A	Incarnate Word	5 1
									273 A	Incarnate Word	2 12
									281 A	UTRGV	9 11
									281 A	UTRGV	6 7
									282 A	Texas Southern	12 8
									282 A	Texas Southern	5 6
									282 A	Texas Southern	5 4
									282 H	Texas Southern	5 24
									282 H	Texas Southern	12 2
									282 H	Texas Southern	3 11
									283 A	Grambling	4 8
									283 A	Grambling	7 11
									283 A	Grambling	6 13
									283 H	Grambling	3 13
									283 H	Grambling	2 13
									283 H	Grambling	7 8
									283 N	Grambling	4 3
LAST 15 GAMES			LAST 15 GAMES			LAST 15 GAMES			LAST 15 GAMES		
21 A	Oklahoma St.	0 12	194 H	Houston Baptist	17 21	21 A	Oklahoma St.	0 9	271 H	Ark.-Pine Bluff	0 9
21 A	Oklahoma St.	0 9				271 H	Ark.-Pine Bluff	17 13			
57 A	Houston	0 8									
128 A	Texas	0 7									
283 H	Grambling	3 13									

Non-Div. I Games: Wiley 20 10 Wiley 8 7

Prairie View

283 H Grambling	2	13
283 H Grambling	7	8

RPI	S	Opponent	Score	
293	N	Alcorn	11	10
296	A	Southern U.	1	4
296	A	Southern U.	9	13
296	A	Southern U.	5	16
296	H	Southern U.	7	1
296	H	Southern U.	2	9

Prairie View

P
r
a
i
r
i
e
V
i
e
w

P
r
a
i
r
i
e
V
i
e
w

Average RPI Win:	279	WON-LOST RECORD	WINNING PCT. RANK	LAST 15 GAMES	STRENGTH OF SCHEDULE	OPP. STRENGTH OF SCHEDULE	TEAM RPI	ADJ RPI	CONF. RPI	ADJ CONF. RPI	
Average RPI Loss:	253										
DIV. I ONLY	14-38-0	.26923	281	5-10-0	299	299	299	.35627	299	31	31
DIV. I NON-CONF.	4-20-0	.16667	289	1-2-0	297	293	300	.34411	300	31	31
TOTALS	RPI 1-25	RPI 26-50	W-L RECORDS		RPI 51-100	RPI 101-150		RPI 150+			
14-38-0	0-0-0	0-0-0	OVERALL		0-0-0	0-0-0		14-38-0			
6-17-0	0-0-0	0-0-0	HOME		0-0-0	0-0-0		6-17-0			
5-17-0	0-0-0	0-0-0	AWAY		0-0-0	0-0-0		5-13-0			
3-4-0	0-0-0	0-0-0	NEUTRAL		0-0-0	0-0-0		3-4-0			
4-20-0	0-0-0	0-0-0	NON-CONFERENCE		0-0-0	0-0-0		4-20-0			
1-9-0	0-0-0	0-0-0	HOME		0-0-0	0-0-0		1-9-0			
2-9-0	0-0-0	0-0-	AWAY		0-0-0	0-0-0		2-9-0			
1-2-0	0-0-0	0-0-0	NEUTRAL		0-0-0	0-0-0		1-2-0			
10-18-0	0-0-0	0-0-0	CONFERENCE		0-0-0	0-0-0		10-18-0			
5-8-0	0-0-0	0-0-0	HOME		0-0-0	0-0-0		5-8-0			
3-8-0	0-0-0	0-0-0	AWAY		0-0-0	0-0-0		3-8-0			
2-2-0	0-0-0	0-0-0	NEUTRAL		0-0-0	0-0-0		2-2-0			
RPI S	Opponent	Score	RPI S	Opponent	Score	RPI S	Opponent	Score	RPI S	Opponent	Score
							163 N Bethune-Cookman	0		10	
							172 A UMBC	7		9	
							172 A UMBC	3		12	
							179 A Georgetown	3		4	
							179 H Georgetown	4		5	
							195 A Richmond	6		5	
							225 A Towson	7		8	
							228 A Georgia St.	0		13	
							228 A Georgia St.	0		12	
							228 A Georgia St.	4		22	
							228 A Georgia St.	0		17	
							244 A Lehigh	4		10	
							248 H Fairleigh Dickinson	24		35	
							248 H Fairleigh Dickinson	15		8	
							249 H Hofstra	0		17	
							249 H Hofstra	4		17	
							249 H Hofstra	0		15	
							263 H NJIT	2		9	
							263 H NJIT	4		5	
							263 H NJIT	2		3	
							268 A Norfolk St.	1		4	
							268 A Norfolk St.	0		10	
							268 A Norfolk St.	0		2	
							268 H Norfolk St.	4		5	
							268 H Norfolk St.	2		12	
							268 H Norfolk St.	3		6	
							268 H Norfolk St.	3		9	
							LAST 15 GAMES				
							268 N Norfolk St.	6		7	
							278 N N.C. Central	7		5	
							291 N Delaware St.	15		4	
							163 N Bethune-Cookman	0		10	
							195 A Richmond	6		5	
							268 H Norfolk St.	4		5	
							179 A Georgetown	3		4	
							294 A UMES	4		1	

Non-Div. I Games:

Coppin St.

Coppin St.

268 H Norfolk St.	3	9
268 H Norfolk St.	3	8

Through Games Of June 30, 2016

RPI	S	Opponent	Score	
268	H	Norfolk St.	11	7
268	H	Norfolk St.	3	8
268	N	Norfolk St.	6	7
278	N	N.C. Central	7	5
279	N	NYIT	7	14
279	N	NYIT	10	4
279	N	NYIT	2	5
290	A	Mt. St. Mary's	12	9
290	H	Mt. St. Mary's	6	16
291	A	Delaware St.	9	10
291	A	Delaware St.	4	14
291	A	Delaware St.	4	5
291	H	Delaware St.	5	15
291	H	Delaware St.	6	14
291	H	Delaware St.	3	0
291	N	Delaware St.	15	4
294	A	UMES	3	1
294	A	UMES	4	1
294	A	UMES	3	7
294	A	UMES	15	8
294	A	UMES	3	4
294	H	UMES	3	7
294	H	UMES	3	1
294	H	UMES	12	6
294	H	UMES	16	4

Coppin St.

C
o
p
p
i
n
s
t
.

C
o
p
p
i
n
s
t
.

Average RPI Win:	295	WON-LOST RECORD	WINNING PCT. RANK	LAST 15 GAMES	STRENGTH OF SCHEDULE	OPP. STRENGTH OF SCHEDULE	TEAM RPI	ADJ RPI	CONF. RPI	ADJ CONF. RPI		
DIV. I ONLY		4-34-0	.10526	300	2-12-0	287	292	300	.34197	300	32	32
DIV. I NON-CONF.		0-14-0	0	296	0-3-0	161	113	298	.37195	298	32	32
<hr/>												
TOTALS	RPI 1-25	RPI 26-50		W-L RECORDS		RPI 51-100		RPI 101-150		RPI 150+		
4-34-0	0-1-0	0-0-0		OVERALL		0-2-0		0-4-0		4-27-0		
2-9-0	0-0-0	0-0-0		HOME		0-0-0		0-0-0		2-9-0		
2-25-0	0-1-0	0-0-0		AWAY		0-2-0		0-4-0		2-18-0		
0-0-0	0-0-0	0-0-0		NEUTRAL		0-0-0		0-0-0		0-0-0		
0-14-0	0-1-0	0-0-0		NON-CONFERENCE		0-2-0		0-4-0		0-7-0		
0-0-0	0-0-0	0-0-0		HOME		0-0-0		0-0-0		0-0-0		
0-14-0	0-1-0	0-0-		AWAY		0-2-0		0-4-0		0-7-0		
0-0-0	0-0-0	0-0-0		NEUTRAL		0-0-0		0-0-0		0-0-0		
4-20-0	0-0-0	0-0-0		CONFERENCE		0-0-0		0-0-0		4-20-0		
2-9-0	0-0-0	0-0-0		HOME		0-0-0		0-0-0		2-9-0		
2-11-0	0-0-0	0-0-0		AWAY		0-0-0		0-0-0		2-11-0		
0-0-0	0-0-0	0-0-0		NEUTRAL		0-0-0		0-0-0		0-0-0		
RPI	S	Opponent	Score	RPI	S	Opponent	Score	RPI	S	Opponent	Score	
15	A	Mississippi St.	1 16					51	A	Northwestern St.	0 10	
								51	A	Northwestern St.	7 10	
								114	A	Central Ark.	1 11	
								124	A	Arkansas	0 20	
								124	A	Arkansas	4 21	
								132	A	Little Rock	3 20	
								156	A	Alabama St.	2 27	
								156	A	Alabama St.	3 11	
								156	A	Alabama St.	0 3	
								156	H	Alabama St.	1 28	
								156	H	Alabama St.	0 10	
								156	H	Alabama St.	0 12	
								184	A	Nicholls St.	1 6	
								184	A	Nicholls St.	1 15	
								184	A	Nicholls St.	2 18	
								184	A	Nicholls St.	3 13	
								193	A	Lipscomb	3 16	
								193	A	Lipscomb	1 11	
								193	A	Lipscomb	1 7	
								286	A	Jackson St.	2 6	
								286	A	Jackson St.	1 6	
								286	A	Jackson St.	7 9	
								286	H	Jackson St.	9 19	
								286	H	Jackson St.	5 16	
								286	H	Jackson St.	3 10	
								293	A	Alcorn	2 9	
								293	A	Alcorn	4 11	
								293	A	Alcorn	4 12	
								293	H	Alcorn	6 5	
<hr/>												
Non-Div. I Games:	Tougaloo	16	3	Delta St.	4	12	Tougaloo	18	8	Delta St.	1	16
Mississippi Val.												

Mississippi Val.

51	A	Northwestern St.	7	10
156	H	Alabama St.	1	28

Through Games Of June 30, 2016

RPI	S	Opponent	Score	
293	H	Alcorn	5	1
293	H	Alcorn	3	10
297	A	Alabama A&M	6	10
297	A	Alabama A&M	2	1
297	A	Alabama A&M	4	17
297	A	Alabama A&M	11	10
297	H	Alabama A&M	2	5
297	H	Alabama A&M	10	12

Mississippi Val.

Mississippi Val.

Mississippi Val.