

Average RPI Win:	65	WON-LOST RECORD	WINNING PCT. RANK	LAST 10 GAMES	STRENGTH OF SCHEDULE	OPP. STRENGTH OF SCHEDULE	TEAM RPI	ADJ RPI	CONF. RPI	ADJ CONF. RPI				
DIV. I ONLY		29- 5	.85294	8	9- 1	3	5	2	.73525	1	1	1		
DIV. I NON-CONF.		12- 2	.85714	12	4- 1	3	14	1	.75354	1	1	1		
<hr/>														
TOTALS	RPI 1-25	RPI 26-50		W-L RECORDS		RPI 51-100		RPI 101-150		RPI 150+				
29- 5	11- 5	4- 0		OVERALL		7- 0		3- 0		4- 0				
17- 0	7- 0	2- 0		HOME		4- 0		2- 0		2- 0				
8- 4	2- 4	1- 0		AWAY		3- 0		1- 0		1- 0				
4- 1	2- 1	1- 0		NEUTRAL		0- 0		0- 0		1- 0				
<hr/>														
12- 2	5- 2	2- 0		NON-CONFERENCE		3- 0		1- 0		1- 0				
7- 0	2- 0	1- 0		HOME		3- 0		1- 0		0- 0				
1- 1	1- 1	0- 0		AWAY		0- 0		0- 0		0- 0				
4- 1	2- 1	1- 0		NEUTRAL		0- 0		0- 0		1- 0				
<hr/>														
17- 3	6- 3	2- 0		CONFERENCE		4- 0		2- 0		3- 0				
10- 0	5- 0	1- 0		HOME		1- 0		1- 0		2- 0				
7- 3	1- 3	1- 0		AWAY		3- 0		1- 0		1- 0				
0- 0	0- 0	0- 0		NEUTRAL		0- 0		0- 0		0- 0				
<hr/>														
RPI	S	Opponent	Score		RPI	S	Opponent	Score		RPI	S	Opponent	Score	
3	A	Nebraska	2	3	27	H	Hawaii	3	0	56	A	Illinois	3	0
3	H	Nebraska	3	2	28	A	Purdue	3	0	67	A	Indiana	3	0
4	A	Wisconsin	3	0	29	H	Ohio St.	3	1	67	H	Indiana	3	0
4	H	Wisconsin	3	2	32	N	Texas A&M	3	0	70	A	Iowa	3	2
5	A	Stanford	1	3						74	H	Green Bay	3	0
5	N	Stanford	1	3						92	H	North Dakota	3	1
8	H	UCLA	3	0						92	H	North Dakota	3	0
9	A	North Carolina	3	1										
11	H	Missouri	3	1										
14	H	Michigan	3	2										
15	A	Michigan St.	2	3										
15	H	Michigan St.	3	2										
17	N	San Diego	3	1										
18	N	Florida St.	3	1										
22	A	Penn St.	2	3										
22	H	Penn St.	3	0										
<hr/>														
LAST 10 GAMES														
5	N	Stanford	1	3	4	H	Wisconsin	3	2					
8	H	UCLA	3	0	3	H	Nebraska	3	2					
11	H	Missouri	3	1	14	H	Michigan	3	2					
27	H	Hawaii	3	0	15	H	Michigan St.	3	2					
92	H	North Dakota	3	0	159	A	Northwestern	3	0					

Non-Div. I Games:

Minnesota

Texas

Average RPI Win: 63		WON-LOST RECORD		WINNING PCT. RANK		LAST 10 GAMES		STRENGTH OF SCHEDULE		OPP. STRENGTH OF SCHEDULE		TEAM RPI		ADJ RPI		CONF. RPI		ADJ CONF. RPI						
DIV. I ONLY		27- 5		.84375 12		8- 2		1		6		1		.73398 2		2		2						
DIV. I NON-CONF.		13- 3		.8125 33		5- 1		2		7		2		.75051 2		3		3						
TOTALS		RPI 1-25		RPI 26-50		W-L RECORDS		RPI 51-100		RPI 101-150		RPI 150+												
27- 5		10- 4		6- 1		OVERALL		2- 0		7- 0		2- 0												
17- 1		6- 1		3- 0		HOME		2- 0		5- 0		1- 0												
8- 2		3- 1		2- 1		AWAY		0- 0		2- 0		1- 0												
2- 2		1- 2		1- 0		NEUTRAL		0- 0		0- 0		0- 0												
13- 3		5- 3		3- 0		NON-CONFERENCE		2- 0		3- 0		0- 0												
9- 1		3- 1		1- 0		HOME		2- 0		3- 0		0- 0												
2- 0		1- 0		1- 0		AWAY		0- 0		0- 0		0- 0												
2- 2		1- 2		1- 0		NEUTRAL		0- 0		0- 0		0- 0												
14- 2		5- 1		3- 1		CONFERENCE		0- 0		4- 0		2- 0												
8- 0		3- 0		2- 0		HOME		0- 0		2- 0		1- 0												
6- 2		2- 1		1- 1		AWAY		0- 0		2- 0		1- 0												
0- 0		0- 0		0- 0		NEUTRAL		0- 0		0- 0		0- 0												
RPI S	Opponent		Score		RPI S	Opponent		Score		RPI S	Opponent		Score		RPI S	Opponent		Score						
3 N	Nebraska		3	0	32 H	Texas A&M		3	0	53 H	Lipscomb		3	1	104 H	Miami (FL)		3	0					
3 N	Nebraska		0	3	35 N	Wichita St.		3	1	63 H	UTSA		3	0	109 A	Oklahoma		3	1					
4 H	Wisconsin		2	3	37 A	Iowa St.		2	3											109 H	Oklahoma		3	0
5 N	Stanford		1	3	37 H	Iowa St.		3	2											122 H	UTRGV		3	0
7 H	BYU		3	2	39 A	Baylor		3	1											146 H	Army West Point		3	0
10 A	Kansas		2	3	39 H	Baylor		3	0											149 A	West Virginia		3	1
10 H	Kansas		3	1	48 A	Colorado St.		3	0											149 H	West Virginia		3	0
12 H	Creighton		3	0											152 A	Texas Tech		3	2					
19 A	Kansas St.		3	2											152 H	Texas Tech		3	0					
19 H	Kansas St.		3	1																				
21 A	TCU		3	1																				
21 H	TCU		3	0																				
24 A	Oregon		3	1																				
25 H	SMU		3	0																				
LAST 10 GAMES																								
5 N	Stanford		1	3	122 H	UTRGV		3	0															
3 N	Nebraska		3	0	149 H	West Virginia		3	0															
12 H	Creighton		3	0	19 H	Kansas St.		3	1															
7 H	BYU		3	2	152 H	Texas Tech		3	0															
25 H	SMU		3	0	37 A	Iowa St.		2	3															

Non-Div. I Games:

Texas

Average RPI Win: 66		WON-LOST	WINNING	LAST 10	STRENGTH OF		OPP. STRENGTH	TEAM	ADJ	CONF.	ADJ CONF.
Average RPI Loss: 11		RECORD	PCT. RANK	GAMES	SCHEDULE		OF SCHEDULE	RPI	RPI	RPI	RPI
DIV. I ONLY		31- 3	.91176	2	8- 2		9	1	3	.73214	3
DIV. I NON-CONF.		12- 1	.92308	3	3- 1		29	3	7	.71295	6
TOTALS		RPI 1-25	RPI 26-50		W-L RECORDS		RPI 51-100		RPI 101-150		RPI 150+
31- 3		13- 2	3- 1		OVERALL		7- 0		4- 0		4- 0
18- 1		8- 0	2- 1		HOME		4- 0		2- 0		2- 0
10- 1		3- 1	1- 0		AWAY		3- 0		2- 0		1- 0
3- 1		2- 1	0- 0		NEUTRAL		0- 0		0- 0		1- 0
12- 1		5- 1	1- 0		NON-CONFERENCE		1- 0		3- 0		2- 0
8- 0		3- 0	1- 0		HOME		1- 0		2- 0		1- 0
1- 0		0- 0	0- 0		AWAY		0- 0		1- 0		0- 0
3- 1		2- 1	0- 0		NEUTRAL		0- 0		0- 0		1- 0
19- 2		8- 1	2- 1		CONFERENCE		6- 0		1- 0		2- 0
10- 1		5- 0	1- 1		HOME		3- 0		0- 0		1- 0
9- 1		3- 1	1- 0		AWAY		3- 0		1- 0		1- 0
0- 0		0- 0	0- 0		NEUTRAL		0- 0		0- 0		0- 0
RPI S	Opponent	Score	RPI S	Opponent	Score	RPI S	Opponent	Score	RPI S	Opponent	Score
1 A	Minnesota	2 3	28 H	Purdue	3 0	56 A	Illinois	3 0	123 H	Oregon St.	3 0
1 H	Minnesota	3 2	29 A	Ohio St.	3 1	56 H	Illinois	3 0	132 A	New Mexico	3 0
2 N	Texas	0 3	29 H	Ohio St.	1 3	67 A	Indiana	3 0	135 H	New Hampshire	3 0
2 N	Texas	3 0	37 H	Iowa St.	3 0	67 H	Indiana	3 0	141 A	Maryland	3 0
4 H	Wisconsin	3 0				70 A	Iowa	3 0	154 N	Arkansas	3 0
6 H	Washington	3 0				70 H	Iowa	3 0	159 H	Northwestern	3 0
12 H	Creighton	3 1				80 H	Gonzaga	3 0	212 A	Rutgers	3 0
13 N	Florida	3 1							259 H	Montana St.	3 0
14 A	Michigan	3 0									
14 H	Michigan	3 1									
15 A	Michigan St.	3 2									
21 H	TCU	3 0									
22 A	Penn St.	3 2									
22 H	Penn St.	3 2									
22 H	Penn St.	3 0									
LAST 10 GAMES											
2 N	Texas	0 3	14 H	Michigan	3 1						
6 H	Washington	3 0	1 A	Minnesota	2 3						
22 H	Penn St.	3 2	70 A	Iowa	3 0						
21 H	TCU	3 0	22 H	Penn St.	3 0						
135 H	New Hampshire	3 0	67 A	Indiana	3 0						

Non-Div. I Games:

Nebraska

Average RPI Win:	64	WON-LOST RECORD	WINNING PCT. RANK	LAST 10 GAMES	STRENGTH OF SCHEDULE	OPP. STRENGTH OF SCHEDULE	TEAM RPI	ADJ RPI	CONF. RPI	ADJ CONF. RPI		
Average RPI Loss:	4											
DIV. I ONLY		28- 5	.84848	10	8- 2	4	2	4	.7226	4	1	1
DIV. I NON-CONF.		10- 2	.83333	25	2- 1	4	8	4	.74114	4	1	1
<hr/>												
TOTALS	RPI 1-25	RPI 26-50		W-L RECORDS		RPI 51-100		RPI 101-150		RPI 150+		
28- 5	8- 5	8- 0		OVERALL		6- 0		1- 0		5- 0		
14- 2	4- 2	4- 0		HOME		3- 0		1- 0		2- 0		
11- 3	2- 3	4- 0		AWAY		3- 0		0- 0		2- 0		
3- 0	2- 0	0- 0		NEUTRAL		0- 0		0- 0		1- 0		
10- 2	4- 2	3- 0		NON-CONFERENCE		1- 0		0- 0		2- 0		
4- 1	1- 1	1- 0		HOME		1- 0		0- 0		1- 0		
3- 1	1- 1	2- 0		AWAY		0- 0		0- 0		0- 0		
3- 0	2- 0	0- 0		NEUTRAL		0- 0		0- 0		1- 0		
18- 3	4- 3	5- 0		CONFERENCE		5- 0		1- 0		3- 0		
10- 1	3- 1	3- 0		HOME		2- 0		1- 0		1- 0		
8- 2	1- 2	2- 0		AWAY		3- 0		0- 0		2- 0		
0- 0	0- 0	0- 0		NEUTRAL		0- 0		0- 0		0- 0		
RPI S	Opponent	Score		RPI S	Opponent	Score		RPI S	Opponent	Score		
1 A	Minnesota	2	3	27 A	Hawaii	3	1	56 A	Illinois	3	0	
1 H	Minnesota	0	3	28 A	Purdue	3	2	56 H	Illinois	3	1	
2 A	Texas	3	2	28 H	Purdue	3	2	60 H	A&M-Corpus Christi	3	0	
3 A	Nebraska	0	3	29 A	Ohio St.	3	0	67 A	Indiana	3	0	
5 H	Stanford	2	3	29 H	Ohio St.	3	0	70 A	Iowa	3	0	
9 A	North Carolina	2	3	29 H	Ohio St.	3	2	70 H	Iowa	3	1	
14 A	Michigan	3	2	32 A	Texas A&M	3	0					
14 H	Michigan	3	1	38 H	Washington St.	3	0					
15 H	Michigan St.	3	0									
17 H	San Diego	3	0									
19 N	Kansas St.	3	0									
22 H	Penn St.	3	1									
23 N	Arizona	3	0									
<hr/>												
LAST 10 GAMES												
5 H	Stanford	2	3	70 H	Iowa	3	1					
29 H	Ohio St.	3	2	15 H	Michigan St.	3	0					
38 H	Washington St.	3	0	14 H	Michigan	3	1					
155 H	Howard	3	0	159 A	Northwestern	3	2					
1 A	Minnesota	2	3	56 A	Illinois	3	0					

Non-Div. I Games:

Wisconsin

Average RPI Win:	60	WON-LOST RECORD		WINNING PCT. RANK		LAST 10 GAMES		STRENGTH OF SCHEDULE		OPP. STRENGTH OF SCHEDULE		TEAM RPI		ADJ RPI		CONF. RPI		ADJ CONF. RPI									
DIV. I ONLY		27- 7		.79412	23	10- 0		5		3		5		.70608	5	3		3									
DIV. I NON-CONF.		12- 2		.85714	12	6- 0		5		1		3		.74831	3	2		2									
<hr/>																											
TOTALS		RPI 1-25		RPI 26-50		W-L RECORDS		RPI 51-100		RPI 101-150		RPI 150+															
27- 7		10- 4		5- 3		OVERALL		5- 0		4- 0		3- 0															
11- 5		3- 3		3- 2		HOME		2- 0		2- 0		1- 0															
11- 2		3- 1		2- 1		AWAY		2- 0		2- 0		2- 0															
5- 0		4- 0		0- 0		NEUTRAL		1- 0		0- 0		0- 0															
12- 2		6- 1		1- 1		NON-CONFERENCE		3- 0		1- 0		1- 0															
4- 2		1- 1		1- 1		HOME		1- 0		1- 0		0- 0															
3- 0		1- 0		0- 0		AWAY		1- 0		0- 0		1- 0															
5- 0		4- 0		0- 0		NEUTRAL		1- 0		0- 0		0- 0															
15- 5		4- 3		4- 2		CONFERENCE		2- 0		3- 0		2- 0															
7- 3		2- 2		2- 1		HOME		1- 0		1- 0		1- 0															
8- 2		2- 1		2- 1		AWAY		1- 0		2- 0		1- 0															
0- 0		0- 0		0- 0		NEUTRAL		0- 0		0- 0		0- 0															
RPI	S	Opponent		Score		RPI	S	Opponent		Score		RPI	S	Opponent		Score		RPI	S	Opponent		Score					
1	H	Minnesota		3	1	26	H	Boise St.		3	0	52	H	Cal Poly		3	2	108	H	Denver		3	0				
1	N	Minnesota		3	1	28	H	Purdue		2	3	56	N	Illinois		3	2	114	A	Arizona St.		3	0				
2	N	Texas		3	1	31	A	Utah		3	0	78	A	Colorado		3	1	114	H	Arizona St.		3	0				
4	A	Wisconsin		3	2	31	H	Utah		1	3	78	H	Colorado		3	1	123	A	Oregon St.		3	0				
6	A	Washington		3	2	38	A	Washington St.		2	3	85	A	Pacific		3	0	167	A	St. Mary's (CA)		3	0				
6	H	Washington		3	0	38	H	Washington St.		3	0							175	A	California		3	1				
8	A	UCLA		1	3	44	A	Southern California		3	0							175	H	California		3	0				
8	H	UCLA		2	3	44	H	Southern California		3	1																
17	H	San Diego		2	3																						
18	N	Florida St.		3	1																						
22	N	Penn St.		3	0																						
23	A	Arizona		3	0																						
23	H	Arizona		1	3																						
24	H	Oregon		3	0																						
<hr/>																											
						LAST 10 GAMES																					
						2 N Texas						3	1	108 H Denver						3	0						
						1 N Minnesota						3	1	175 H California						3	0						
						4 A Wisconsin						3	2	24 H Oregon						3	0						
						18 N Florida St.						3	1	23 A Arizona						3	0						
						26 H Boise St.						3	0	114 A Arizona St.						3	0						

Non-Div. I Games:

Stanford

Average RPI Win:	81	WON-LOST RECORD	WINNING PCT. RANK	LAST 10 GAMES	STRENGTH OF SCHEDULE	OPP. STRENGTH OF SCHEDULE	TEAM RPI	ADJ RPI	CONF. RPI	ADJ CONF. RPI				
DIV. I ONLY		29- 5	.85294	8	9- 1	19	13	6	.68507	6	3	3		
DIV. I NON-CONF.		12- 1	.92308	3	2- 1	22	39	9	.70317	9	2	2		
<hr/>														
TOTALS	RPI 1-25	RPI 26-50		W-L RECORDS		RPI 51-100		RPI 101-150		RPI 150+				
29- 5	6- 4	6- 1		OVERALL		6- 0		7- 0		4- 0				
11- 3	3- 2	1- 1		HOME		3- 0		2- 0		2- 0				
13- 2	2- 2	5- 0		AWAY		2- 0		2- 0		2- 0				
5- 0	1- 0	0- 0		NEUTRAL		1- 0		3- 0		0- 0				
<hr/>														
12- 1	1- 1	2- 0		NON-CONFERENCE		4- 0		3- 0		2- 0				
4- 0	1- 0	0- 0		HOME		2- 0		0- 0		1- 0				
4- 1	0- 1	2- 0		AWAY		1- 0		0- 0		1- 0				
4- 0	0- 0	0- 0		NEUTRAL		1- 0		3- 0		0- 0				
<hr/>														
17- 4	5- 3	4- 1		CONFERENCE		2- 0		4- 0		2- 0				
7- 3	2- 2	1- 1		HOME		1- 0		2- 0		1- 0				
9- 1	2- 1	3- 0		AWAY		1- 0		2- 0		1- 0				
1- 0	1- 0	0- 0		NEUTRAL		0- 0		0- 0		0- 0				
<hr/>														
RPI	S	Opponent	Score		RPI	S	Opponent	Score		RPI	S	Opponent	Score	
3	A	Nebraska	0	3	27	A	Hawaii	3	2	51	N	Northern Ill.	3	0
5	A	Stanford	0	3	31	A	Utah	3	1	60	H	A&M-Corpus Christi	3	0
5	H	Stanford	2	3	31	H	Utah	3	0	72	H	Villanova	3	0
8	H	UCLA	3	1	38	A	Washington St.	3	0	78	A	Colorado	3	1
20	H	Kentucky	3	0	38	H	Washington St.	1	3	78	H	Colorado	3	0
23	A	Arizona	3	1	44	A	Southern California	3	0	88	A	American	3	2
23	H	Arizona	3	0	50	A	James Madison	3	0					
23	N	Arizona	3	0										
24	A	Oregon	3	0										
24	H	Oregon	0	3										
<hr/>														
LAST 10 GAMES														
3	A	Nebraska	0	3	8	H	UCLA	3	1					
23	N	Arizona	3	0	31	A	Utah	3	1					
20	H	Kentucky	3	0	78	A	Colorado	3	1					
60	H	A&M-Corpus Christi	3	0	114	H	Arizona St.	3	0					
38	A	Washington St.	3	0	23	H	Arizona	3	0					

Non-Div. I Games:

Washington

BYU				Through Games Of Dec. 17, 2016													
Average RPI Win:		99	WON-LOST	WINNING	LAST 10	STRENGTH OF		OPP. STRENGTH	TEAM	ADJ		CONF.	ADJ CONF.				
Average RPI Loss:		37	RECORD	PCT. RANK	GAMES	SCHEDULE		OF SCHEDULE	RPI	RPI		RPI	RPI				
DIV. I ONLY			29- 4	.87879	5	9- 1		20	37	7	.67406	7	5	5			
DIV. I NON-CONF.			13- 2	.86667	9	2- 1		13	13	6	.70943	7	5	5			
TOTALS		RPI 1-25		RPI 26-50		W-L RECORDS		RPI 51-100		RPI 101-150		RPI 150+					
29- 4		2- 2		4- 1		OVERALL		13- 1		4- 0		6- 0					
16- 1		1- 0		2- 1		HOME		8- 0		2- 0		3- 0					
9- 3		0- 2		1- 0		AWAY		4- 1		2- 0		2- 0					
4- 0		1- 0		1- 0		NEUTRAL		1- 0		0- 0		1- 0					
13- 2		1- 1		4- 1		NON-CONFERENCE		4- 0		2- 0		2- 0					
7- 1		0- 0		2- 1		HOME		3- 0		1- 0		1- 0					
2- 1		0- 1		1- 0		AWAY		0- 0		1- 0		0- 0					
4- 0		1- 0		1- 0		NEUTRAL		1- 0		0- 0		1- 0					
16- 2		1- 1		0- 0		CONFERENCE		9- 1		2- 0		4- 0					
9- 0		1- 0		0- 0		HOME		5- 0		1- 0		2- 0					
7- 2		0- 1		0- 0		AWAY		4- 1		1- 0		2- 0					
0- 0		0- 0		0- 0		NEUTRAL		0- 0		0- 0		0- 0					
RPI	S	Opponent		Score		RPI	S	Opponent		Score		RPI	S	Opponent		Score	
2	A	Texas		2	3	26	N	Boise St.		3	0	126	A	Santa Clara		3	1
11	N	Missouri		3	0	29	A	Ohio St.		3	2	126	H	Santa Clara		3	0
17	A	San Diego		0	3	30	H	UNLV		3	0	127	H	Utah Valley		3	0
17	H	San Diego		3	0	30	H	UNLV		3	0	129	A	Idaho St.		3	0
						31	H	Utah		2	3	151	H	CSUN		3	0
												167	A	St. Mary's (CA)		3	0
												167	H	St. Mary's (CA)		3	0
												193	N	LIU Brooklyn		3	0
												264	A	San Francisco		3	1
												264	H	San Francisco		3	0

Non-Div. I Games:

BYU

Average RPI Win:	81	WON-LOST	WINNING	LAST 10	STRENGTH OF	OPP. STRENGTH	TEAM	ADJ	CONF.	ADJ CONF.		
Average RPI Loss:	27	RECORD	PCT. RANK	GAMES	SCHEDULE	OF SCHEDULE	RPI	RPI	RPI	RPI		
DIV. I ONLY		27- 7	.79412	23	8- 2	18	12	11	.67399	8	3	3
DIV. I NON-CONF.		12- 2	.85714	12	3- 1	19	28	11	.69321	11	2	2
<hr/>												
TOTALS	RPI 1-25	RPI 26-50		W-L RECORDS		RPI 51-100		RPI 101-150		RPI 150+		
27- 7	5- 5	7- 1		OVERALL		6- 1		5- 0		4- 0		
10- 2	2- 1	3- 1		HOME		2- 0		2- 0		1- 0		
11- 5	2- 4	3- 0		AWAY		3- 1		2- 0		1- 0		
6- 0	1- 0	1- 0		NEUTRAL		1- 0		1- 0		2- 0		
12- 2	1- 2	3- 0		NON-CONFERENCE		5- 0		1- 0		2- 0		
2- 0	0- 0	1- 0		HOME		1- 0		0- 0		0- 0		
4- 2	0- 2	1- 0		AWAY		3- 0		0- 0		0- 0		
6- 0	1- 0	1- 0		NEUTRAL		1- 0		1- 0		2- 0		
15- 5	4- 3	4- 1		CONFERENCE		1- 1		4- 0		2- 0		
8- 2	2- 1	2- 1		HOME		1- 0		2- 0		1- 0		
7- 3	2- 2	2- 0		AWAY		0- 1		2- 0		1- 0		
0- 0	0- 0	0- 0		NEUTRAL		0- 0		0- 0		0- 0		
<hr/>												
RPI S	Opponent	Score		RPI S	Opponent	Score		RPI S	Opponent	Score		
1 A	Minnesota	0	3	27 A	Hawaii	3	0	65 A	Loyola Marymount	3	1	
5 A	Stanford	3	2	31 A	Utah	3	0	69 A	Long Beach St.	3	1	
5 H	Stanford	3	1	31 H	Utah	3	0	78 A	Colorado	1	3	
6 A	Washington	1	3	38 H	Washington St.	2	3	78 H	Colorado	3	2	
9 N	North Carolina	3	1	39 H	Baylor	3	0	85 N	Pacific	3	1	
17 A	San Diego	1	3	44 A	Southern California	3	1	89 A	Pepperdine	3	1	
23 A	Arizona	0	3	44 H	Southern California	3	2	93 H	Murray St.	3	1	
23 H	Arizona	2	3	46 N	Missouri St.	3	1					
24 A	Oregon	3	2									
24 H	Oregon	3	1									
<hr/>												
LAST 10 GAMES												
1 A	Minnesota	0	3	6 A	Washington	1	3					
9 N	North Carolina	3	1	24 H	Oregon	3	1					
39 H	Baylor	3	0	123 H	Oregon St.	3	0					
93 H	Murray St.	3	1	5 A	Stanford	3	2					
44 H	Southern California	3	2	175 A	California	3	0					

Non-Div. I Games:

UCLA

Average RPI Win:	115	WON-LOST RECORD	WINNING PCT. RANK	LAST 10 GAMES	STRENGTH OF SCHEDULE	OPP. STRENGTH OF SCHEDULE	TEAM RPI	ADJ RPI	CONF. RPI	ADJ CONF. RPI		
DIV. I ONLY		29- 4	.87879	5	9- 1	38	38	8	.67168	9	10	9
DIV. I NON-CONF.		9- 3	.75	47	2- 1	12	4	13	.68629	12	6	6
<hr/>												
TOTALS	RPI 1-25	RPI 26-50		W-L RECORDS		RPI 51-100		RPI 101-150		RPI 150+		
29- 4	6- 3	3- 1		OVERALL		5- 0		5- 0		10- 0		
14- 1	3- 1	2- 0		HOME		2- 0		2- 0		5- 0		
11- 2	2- 1	1- 1		AWAY		3- 0		1- 0		4- 0		
4- 1	1- 1	0- 0		NEUTRAL		0- 0		2- 0		1- 0		
9- 3	4- 3	1- 0		NON-CONFERENCE		0- 0		3- 0		1- 0		
4- 1	2- 1	1- 0		HOME		0- 0		1- 0		0- 0		
1- 1	1- 1	0- 0		AWAY		0- 0		0- 0		0- 0		
4- 1	1- 1	0- 0		NEUTRAL		0- 0		2- 0		1- 0		
20- 1	2- 0	2- 1		CONFERENCE		5- 0		2- 0		9- 0		
10- 0	1- 0	1- 0		HOME		2- 0		1- 0		5- 0		
10- 1	1- 0	1- 1		AWAY		3- 0		1- 0		4- 0		
0- 0	0- 0	0- 0		NEUTRAL		0- 0		0- 0		0- 0		
RPI S	Opponent	Score		RPI S	Opponent	Score		RPI S	Opponent	Score		
1 H	Minnesota	1	3	34 H	Coastal Caro.	3	1	103 H	High Point	3	0	
4 H	Wisconsin	3	2	36 A	Pittsburgh	2	3	104 A	Miami (FL)	3	1	
8 N	UCLA	1	3	49 A	Georgia Tech	3	0	104 H	Miami (FL)	3	0	
18 A	Florida St.	3	2	49 H	Georgia Tech	3	2	136 N	Sam Houston St.	3	0	
18 H	Florida St.	3	0					149 N	West Virginia	3	0	
21 A	TCU	2	3					156 A	Louisville	3	0	
21 H	TCU	3	0					168 A	Virginia Tech	3	1	
22 A	Penn St.	3	2					223 H	Syracuse	3	0	
25 N	SMU	3	0					226 A	Clemson	3	1	
								226 H	Clemson	3	0	
								227 N	Ga. Southern	3	0	
								234 H	Wake Forest	3	0	
								236 A	Boston College	3	2	
								236 H	Boston College	3	0	
								238 H	Virginia	3	0	
<hr/>												
LAST 10 GAMES												
8 N	UCLA	1	3	238 H	Virginia	3	0					
34 H	Coastal Caro.	3	1	64 H	North Carolina St.	3	0					
103 H	High Point	3	0	49 H	Georgia Tech	3	2					
234 H	Wake Forest	3	0	226 H	Clemson	3	0					
62 H	Duke	3	1	18 A	Florida St.	3	2					

Non-Div. I Games:

North Carolina

Average RPI Win:	110	WON-LOST RECORD	WINNING PCT. RANK	LAST 10 GAMES	STRENGTH OF SCHEDULE	OPP. STRENGTH OF SCHEDULE	TEAM RPI	ADJ RPI	CONF. RPI	ADJ CONF. RPI		
DIV. I ONLY		27- 3	.9	4	9- 1	69	24	13	.66605	10	2	2
DIV. I NON-CONF.		12- 2	.85714	12	1- 1	145	63	46	.60374	48	3	3
<hr/>												
TOTALS	RPI 1-25	RPI 26-50		W-L RECORDS		RPI 51-100		RPI 101-150		RPI 150+		
27- 3	6- 2	5- 1		OVERALL		1- 0		7- 0		8- 0		
13- 1	3- 1	3- 0		HOME		0- 0		4- 0		3- 0		
9- 2	3- 1	2- 1		AWAY		0- 0		2- 0		2- 0		
5- 0	0- 0	0- 0		NEUTRAL		1- 0		1- 0		3- 0		
<hr/>												
12- 2	1- 1	1- 1		NON-CONFERENCE		1- 0		3- 0		6- 0		
5- 1	0- 1	1- 0		HOME		0- 0		2- 0		2- 0		
2- 1	1- 0	0- 1		AWAY		0- 0		0- 0		1- 0		
5- 0	0- 0	0- 0		NEUTRAL		1- 0		1- 0		3- 0		
<hr/>												
15- 1	5- 1	4- 0		CONFERENCE		0- 0		4- 0		2- 0		
8- 0	3- 0	2- 0		HOME		0- 0		2- 0		1- 0		
7- 1	2- 1	2- 0		AWAY		0- 0		2- 0		1- 0		
0- 0	0- 0	0- 0		NEUTRAL		0- 0		0- 0		0- 0		
<hr/>												
RPI S	Opponent	Score	RPI S	Opponent	Score	RPI S	Opponent	Score	RPI S	Opponent	Score	
2 A	Texas	1 3	28 A	Purdue	1 3	59 N	Xavier	3 2	109 A	Oklahoma	3 1	
2 H	Texas	3 2	37 A	Iowa St.	3 1				109 H	Oklahoma	3 0	
12 A	Creighton	3 2	37 H	Iowa St.	3 2				124 H	Samford	3 0	
12 H	Creighton	2 3	39 A	Baylor	3 2				141 H	Maryland	3 0	
19 A	Kansas St.	3 2	39 H	Baylor	3 1				149 A	West Virginia	3 2	
19 H	Kansas St.	3 0	45 H	UNI	3 0				149 H	West Virginia	3 0	
21 A	TCU	3 0							150 N	Chattanooga	3 1	
21 H	TCU	3 1							152 A	Texas Tech	3 0	
									152 H	Texas Tech	3 0	
									154 H	Arkansas	3 2	
									165 A	Mississippi St.	3 0	
									199 N	Eastern Wash.	3 0	
									268 N	Lamar University	3 0	
									300 N	Southeastern La.	3 0	
									312 H	Chicago St.	3 0	
<hr/>												
LAST 10 GAMES												
			12 H	Creighton	2 3	21 H	TCU	3 1				
			124 H	Samford	3 0	109 A	Oklahoma	3 1				
			39 A	Baylor	3 2	19 A	Kansas St.	3 2				
			37 H	Iowa St.	3 2	2 H	Texas	3 2				
			149 A	West Virginia	3 2	152 A	Texas Tech	3 0				

Non-Div. I Games:

Kansas

Average RPI Win:		99	WON-LOST RECORD		WINNING PCT. RANK		LAST 10 GAMES		STRENGTH OF SCHEDULE		OPP. STRENGTH OF SCHEDULE		TEAM RPI		ADJ RPI		CONF. RPI		ADJ CONF. RPI					
DIV. I ONLY			27- 6		.81818		14		8- 2		15		34		9		.66587		11		4		4	
DIV. I NON-CONF.			11- 4		.73333		60		2- 1		14		15		18		.66943		18		4		4	
TOTALS		RPI 1-25		RPI 26-50		W-L RECORDS		RPI 51-100		RPI 101-150		RPI 150+												
27- 6		3- 2		3- 3		OVERALL		7- 0		6- 1		8- 0												
12- 2		2- 0		1- 2		HOME		4- 0		2- 0		3- 0												
10- 3		1- 1		0- 1		AWAY		3- 0		3- 1		3- 0												
5- 1		0- 1		2- 0		NEUTRAL		0- 0		1- 0		2- 0												
11- 4		0- 2		3- 2		NON-CONFERENCE		3- 0		3- 0		2- 0												
3- 2		0- 0		1- 2		HOME		2- 0		0- 0		0- 0												
3- 1		0- 1		0- 0		AWAY		1- 0		2- 0		0- 0												
5- 1		0- 1		2- 0		NEUTRAL		0- 0		1- 0		2- 0												
16- 2		3- 0		0- 1		CONFERENCE		4- 0		3- 1		6- 0												
9- 0		2- 0		0- 0		HOME		2- 0		2- 0		3- 0												
7- 2		1- 0		0- 1		AWAY		2- 0		1- 1		3- 0												
0- 0		0- 0		0- 0		NEUTRAL		0- 0		0- 0		0- 0												
RPI	S	Opponent		Score		RPI	S	Opponent		Score		RPI	S	Opponent		Score								
1	A	Minnesota		1	3	26	N	Boise St.		3	1	51	H	Northern Ill.		3	0	104	N	Miami (FL)		3	1	
7	N	BYU		0	3	28	H	Purdue		3	1	54	A	Alabama		3	2	112	A	South Carolina		1	3	
13	H	Florida		3	2	31	H	Utah		2	3	66	H	Rice		3	1	112	H	South Carolina		3	0	
20	A	Kentucky		3	0	32	A	Texas A&M		1	3	86	A	Tennessee		3	1	115	A	Kennesaw St.		3	2	
20	H	Kentucky		3	2	36	N	Pittsburgh		3	1	86	H	Tennessee		3	0	116	A	Auburn		3	0	
						42	H	Miami (OH)		2	3	87	A	Delaware		3	0	116	H	Auburn		3	1	
												95	H	Ole Miss		3	0	129	A	Idaho St.		3	1	
																		153	A	LSU		3	0	
																		153	H	LSU		3	0	
																		154	A	Arkansas		3	0	
																		154	H	Arkansas		3	0	
																		165	H	Mississippi St.		3	0	
																		170	N	Liberty		3	0	
																		176	N	Duquesne		3	0	
																		189	A	Georgia		3	0	
LAST 10 GAMES																								
						1	A	Minnesota		1	3	13	H	Florida		3	2							
						28	H	Purdue		3	1	116	H	Auburn		3	1							
						51	H	Northern Ill.		3	0	112	A	South Carolina		1	3							
						86	H	Tennessee		3	0	20	A	Kentucky		3	0							
						189	A	Georgia		3	0	86	A	Tennessee		3	1							

Average RPI Win:	114	WON-LOST RECORD	WINNING PCT. RANK	LAST 10 GAMES	STRENGTH OF SCHEDULE	OPP. STRENGTH OF SCHEDULE	TEAM RPI	ADJ RPI	CONF. RPI	ADJ CONF. RPI		
DIV. I ONLY		29- 7	.80556	20	9- 1	13	40	12	.66332	12	9	10
DIV. I NON-CONF.		9- 7	.5625	144	3- 1	7	5	28	.64859	25	8	8
<hr/>												
TOTALS	RPI 1-25	RPI 26-50		W-L RECORDS		RPI 51-100		RPI 101-150		RPI 150+		
29- 7	3- 5	5- 2		OVERALL		6- 0		8- 0		7- 0		
12- 1	1- 1	1- 0		HOME		2- 0		4- 0		4- 0		
10- 4	1- 3	2- 1		AWAY		2- 0		3- 0		2- 0		
7- 2	1- 1	2- 1		NEUTRAL		2- 0		1- 0		1- 0		
9- 7	3- 5	3- 2		NON-CONFERENCE		1- 0		1- 0		1- 0		
2- 1	1- 1	0- 0		HOME		0- 0		1- 0		0- 0		
2- 4	1- 3	1- 1		AWAY		0- 0		0- 0		0- 0		
5- 2	1- 1	2- 1		NEUTRAL		1- 0		0- 0		1- 0		
20- 0	0- 0	2- 0		CONFERENCE		5- 0		7- 0		6- 0		
10- 0	0- 0	1- 0		HOME		2- 0		3- 0		4- 0		
8- 0	0- 0	1- 0		AWAY		2- 0		3- 0		2- 0		
2- 0	0- 0	0- 0		NEUTRAL		1- 0		1- 0		0- 0		
RPI	S	Opponent	Score	RPI	S	Opponent	Score	RPI	S	Opponent	Score	
2	A	Texas	0 3	35	N	Wichita St.	2 3	59	A	Xavier	3 0	
3	A	Nebraska	1 3	37	A	Iowa St.	3 1	59	H	Xavier	3 0	
10	A	Kansas	3 2	43	A	Marquette	3 1	59	N	Xavier	3 0	
10	H	Kansas	2 3	43	H	Marquette	3 0	72	A	Villanova	3 1	
14	N	Michigan	3 2	44	A	Southern California	2 3	72	H	Villanova	3 2	
19	A	Kansas St.	1 3	45	N	UNI	3 0	80	N	Gonzaga	3 0	
20	N	Kentucky	0 3	45	N	UNI	3 2					
21	H	TCU	3 0									

Non-Div. I Games:

Creighton

Average RPI Win: 131		WON-LOST RECORD		WINNING PCT. RANK		LAST 10 GAMES		STRENGTH OF SCHEDULE		OPP. STRENGTH OF SCHEDULE		TEAM RPI		ADJ RPI		CONF. RPI		ADJ CONF. RPI	
DIV. I ONLY		27- 4		.87097 7		8- 2		30		79		10		.65725 13		4		4	
DIV. I NON-CONF.		11- 2		.84615 20		1- 1		23		130		17		.67071 17		4		4	
TOTALS		RPI 1-25		RPI 26-50		W-L RECORDS		RPI 51-100		RPI 101-150		RPI 150+							
27- 4		3- 4		1- 0		OVERALL		5- 0		5- 0		13- 0							
12- 2		0- 2		0- 0		HOME		3- 0		3- 0		6- 0							
12- 1		3- 1		1- 0		AWAY		2- 0		1- 0		5- 0							
3- 1		0- 1		0- 0		NEUTRAL		0- 0		1- 0		2- 0							
11- 2		3- 2		0- 0		NON-CONFERENCE		0- 0		2- 0		6- 0							
4- 1		0- 1		0- 0		HOME		0- 0		1- 0		3- 0							
4- 0		3- 0		0- 0		AWAY		0- 0		0- 0		1- 0							
3- 1		0- 1		0- 0		NEUTRAL		0- 0		1- 0		2- 0							
16- 2		0- 2		1- 0		CONFERENCE		5- 0		3- 0		7- 0							
8- 1		0- 1		0- 0		HOME		3- 0		2- 0		3- 0							
8- 1		0- 1		1- 0		AWAY		2- 0		1- 0		4- 0							
0- 0		0- 0		0- 0		NEUTRAL		0- 0		0- 0		0- 0							
RPI S	Opponent	Score		RPI S	Opponent	Score		RPI S	Opponent	Score		RPI S	Opponent	Score					
3 N	Nebraska	1	3	32 A	Texas A&M	3	1	54 A	Alabama	3	0	108 N	Denver	3	0				
11 A	Missouri	2	3					54 H	Alabama	3	0	111 H	Marshall	3	1				
15 A	Michigan St.	3	0					86 H	Tennessee	3	1	112 A	South Carolina	3	0				
18 A	Florida St.	3	1					95 A	Ole Miss	3	1	112 H	South Carolina	3	0				
18 H	Florida St.	2	3					95 H	Ole Miss	3	0	116 H	Auburn	3	1				
20 H	Kentucky	0	3									153 A	LSU	3	0				
24 A	Oregon	3	1									153 H	LSU	3	0				
												154 A	Arkansas	3	0				
												165 A	Mississippi St.	3	0				
												165 H	Mississippi St.	3	0				
												186 H	Alabama St.	3	0				
												189 A	Georgia	3	0				
												189 H	Georgia	3	0				
												193 A	LIU Brooklyn	3	0				
												205 H	Florida A&M	3	0				
												219 N	Central Mich.	3	0				
												224 H	Jacksonville	3	0				
												313 N	Morgan St.	3	0				
LAST 10 GAMES																			
18 H	Florida St.	2	3	54 H	Alabama	3	0												
186 H	Alabama St.	3	0	112 H	South Carolina	3	0												
154 A	Arkansas	3	0	165 A	Mississippi St.	3	0												
116 H	Auburn	3	1	189 A	Georgia	3	0												
11 A	Missouri	2	3	153 H	LSU	3	0												

Non-Div. I Games:

Florida

Average RPI Win:	95	WON-LOST RECORD	WINNING PCT. RANK	LAST 10 GAMES	STRENGTH OF SCHEDULE	OPP. STRENGTH OF SCHEDULE	TEAM RPI	ADJ RPI	CONF. RPI	ADJ CONF. RPI	
DIV. I ONLY		24- 11	.68571 69	5- 5	7	18	15	.65649 14	1	1	
DIV. I NON-CONF.		13- 2	.86667 9	2- 1	11	56	8	.70768 8	1	1	
<hr/>											
TOTALS	RPI 1-25	RPI 26-50		W-L RECORDS	RPI 51-100		RPI 101-150		RPI 150+		
24- 11	4- 8	5- 2		OVERALL	6- 1		3- 0		6- 0		
16- 2	3- 2	3- 0		HOME	5- 0		2- 0		3- 0		
4- 8	1- 5	0- 2		AWAY	0- 1		1- 0		2- 0		
4- 1	0- 1	2- 0		NEUTRAL	1- 0		0- 0		1- 0		
13- 2	2- 1	4- 1		NON-CONFERENCE	3- 0		1- 0		3- 0		
8- 0	1- 0	2- 0		HOME	2- 0		1- 0		2- 0		
1- 1	1- 0	0- 1		AWAY	0- 0		0- 0		0- 0		
4- 1	0- 1	2- 0		NEUTRAL	1- 0		0- 0		1- 0		
11- 9	2- 7	1- 1		CONFERENCE	3- 1		2- 0		3- 0		
8- 2	2- 2	1- 0		HOME	3- 0		1- 0		1- 0		
3- 7	0- 5	0- 1		AWAY	0- 1		1- 0		2- 0		
0- 0	0- 0	0- 0		NEUTRAL	0- 0		0- 0		0- 0		
<hr/>											
RPI S	Opponent	Score	RPI S	Opponent	Score	RPI S	Opponent	Score	RPI S	Opponent	Score
1 A	Minnesota	2 3	28 A	Purdue	1 3	56 H	Illinois	3 1	116 H	Auburn	3 0
3 A	Nebraska	1 3	29 H	Ohio St.	3 1	67 A	Indiana	1 3	141 A	Maryland	3 2
3 H	Nebraska	0 3	34 N	Coastal Caro.	3 0	67 H	Indiana	3 0	141 H	Maryland	3 1
4 A	Wisconsin	1 3	36 A	Pittsburgh	2 3	70 H	Iowa	3 1	159 A	Northwestern	3 0
4 H	Wisconsin	2 3	42 H	Miami (OH)	3 0	81 H	Saint Louis	3 0	159 H	Northwestern	3 1
12 N	Creighton	2 3	45 H	UNI	3 0	88 H	American	3 0	172 H	Colgate	3 1
15 A	Michigan St.	1 3	49 N	Georgia Tech	3 1	88 N	American	3 0	188 N	Tennessee St.	3 0
15 H	Michigan St.	3 0							212 A	Rutgers	3 0
19 A	Kansas St.	3 1							251 H	Eastern Mich.	3 0
22 A	Penn St.	0 3									
22 H	Penn St.	3 2									
24 H	Oregon	3 1									
<hr/>											
LAST 10 GAMES											
12 N	Creighton	2 3	1 A	Minnesota	2 3						
24 H	Oregon	3 1	4 A	Wisconsin	1 3						
88 H	American	3 0	15 A	Michigan St.	1 3						
3 A	Nebraska	1 3	67 H	Indiana	3 0						
15 H	Michigan St.	3 0	159 H	Northwestern	3 1						

Non-Div. I Games:

Michigan

[illegible]

Non-Div. I Games:

Michigan St.

Average RPI Win:		152	WON-LOST RECORD		WINNING PCT. RANK		LAST 10 GAMES		STRENGTH OF SCHEDULE		OPP. STRENGTH OF SCHEDULE		TEAM RPI		ADJ RPI		CONF. RPI		ADJ CONF. RPI				
DIV. I ONLY			30- 3		.90909		3		9- 1		61		132		14		.64422		16		14		
DIV. I NON-CONF.			13- 3		.8125		33		0- 1		18		79		15		.67329		15		16		
TOTALS		RPI 1-25		RPI 26-50				W-L RECORDS				RPI 51-100				RPI 101-150				RPI 150+			
30- 3		0- 1		2- 1				OVERALL				10- 1				4- 0				14- 0			
11- 1		0- 1		1- 0				HOME				3- 0				0- 0				7- 0			
12- 0		0- 0		1- 0				AWAY				3- 0				4- 0				4- 0			
7- 2		0- 0		0- 1				NEUTRAL				4- 1				0- 0				3- 0			
13- 3		0- 1		2- 1				NON-CONFERENCE				6- 1				2- 0				3- 0			
4- 1		0- 1		1- 0				HOME				2- 0				0- 0				1- 0			
4- 0		0- 0		1- 0				AWAY				1- 0				2- 0				0- 0			
5- 2		0- 0		0- 1				NEUTRAL				3- 1				0- 0				2- 0			
17- 0		0- 0		0- 0				CONFERENCE				4- 0				2- 0				11- 0			
7- 0		0- 0		0- 0				HOME				1- 0				0- 0				6- 0			
8- 0		0- 0		0- 0				AWAY				2- 0				2- 0				4- 0			
2- 0		0- 0		0- 0				NEUTRAL				1- 0				0- 0				1- 0			
RPI	S	Opponent		Score		RPI	S	Opponent		Score		RPI	S	Opponent		Score		RPI	S	Opponent		Score	
15	H	Michigan St.		2	3	26	N	Boise St.		0	3	52	N	Cal Poly		1	3	102	A	Southern Miss.		3	1
						36	A	Pittsburgh		3	2	53	H	Lipscomb		3	2	111	A	Marshall		3	0
						40	H	Cincinnati		3	0	55	N	Arkansas St.		3	1	134	A	Ohio		3	1
												58	N	FGCU		3	1	137	A	Austin Peay		3	0
												63	A	UTSA		3	1	178	H	Belmont		3	0
												63	N	UTSA		3	1	179	H	Fla. Atlantic		3	1
												66	A	Rice		3	2	187	H	North Texas		3	0
												66	H	Rice		3	0	214	A	UTEP		3	0
												71	H	Southern Ill.		3	1	214	N	UTEP		3	0
												72	N	Villanova		3	0	233	H	FIU		3	0
												81	A	Saint Louis		3	0	241	N	Lehigh		3	0
																		254	N	Robert Morris		3	0
																		255	A	Louisiana Tech		3	0
																		277	A	UAB		3	0
																		277	H	UAB		3	1
																		278	A	Middle Tenn.		3	0
																		278	H	Middle Tenn.		3	0
																		283	H	Charlotte		3	0
						LAST 10 GAMES																	
						26	N	Boise St.		0	3	278	H	Middle Tenn.		3	0						
						66	A	Rice		3	2	66	H	Rice		3	0						
						63	N	UTSA		3	1	277	A	UAB		3	0						
						214	N	UTEP		3	0	111	A	Marshall		3	0						
						187	H	North Texas		3	0	63	A	UTSA		3	1						

Non-Div. I Games:

Western Ky.

[illegible]

Non-Div. I Games:

Florida St.

Average RPI Win:	101	WON-LOST RECORD	WINNING PCT. RANK	LAST 10 GAMES	STRENGTH OF SCHEDULE	OPP. STRENGTH OF SCHEDULE	TEAM RPI	ADJ RPI	CONF. RPI	ADJ CONF. RPI						
DIV. I ONLY		21- 10	.67742	71	5- 5	11	9	20	.6382	19	2	2				
DIV. I NON-CONF.		12- 3	.8	35	1- 1	35	17	21	.66668	20	3	3				
<hr/>																
TOTALS	RPI 1-25	RPI 26-50		W-L RECORDS		RPI 51-100		RPI 101-150		RPI 150+						
21- 10	3- 7	4- 3		OVERALL		1- 0		6- 0		7- 0						
13- 4	2- 3	3- 1		HOME		1- 0		3- 0		4- 0						
5- 5	0- 3	1- 2		AWAY		0- 0		2- 0		2- 0						
3- 1	1- 1	0- 0		NEUTRAL		0- 0		1- 0		1- 0						
12- 3	2- 2	2- 1		NON-CONFERENCE		1- 0		2- 0		5- 0						
7- 2	1- 1	1- 1		HOME		1- 0		1- 0		3- 0						
2- 0	0- 0	1- 0		AWAY		0- 0		0- 0		1- 0						
3- 1	1- 1	0- 0		NEUTRAL		0- 0		1- 0		1- 0						
9- 7	1- 5	2- 2		CONFERENCE		0- 0		4- 0		2- 0						
6- 2	1- 2	2- 0		HOME		0- 0		2- 0		1- 0						
3- 5	0- 3	0- 2		AWAY		0- 0		2- 0		1- 0						
0- 0	0- 0	0- 0		NEUTRAL		0- 0		0- 0		0- 0						
RPI	S	Opponent	Score		RPI	S	Opponent	Score		RPI	S	Opponent	Score			
2	A	Texas	1	3	27	A	Hawaii	3	1	53	H	Lipscomb	3	0		
2	H	Texas	2	3	29	H	Ohio St.	2	3			102	N	Southern Miss.	3	1
4	N	Wisconsin	0	3	37	A	Iowa St.	1	3			104	H	Miami (FL)	3	0
10	A	Kansas	0	3	37	H	Iowa St.	3	1			109	A	Oklahoma	3	1
10	H	Kansas	2	3	39	A	Baylor	0	3			109	H	Oklahoma	3	1
12	H	Creighton	3	1	39	H	Baylor	3	1			149	A	West Virginia	3	2
14	H	Michigan	1	3	49	H	Georgia Tech	3	2			149	H	West Virginia	3	2
21	A	TCU	0	3								152	A	Texas Tech	3	0
21	H	TCU	3	1								152	H	Texas Tech	3	0
23	N	Arizona	3	1								154	A	Arkansas	3	0
												162	H	Loyola Chicago	3	0
												165	H	Mississippi St.	3	1
												173	N	UMKC	3	1
												188	H	Tennessee St.	3	0
<hr/>																
LAST 10 GAMES																
					29	H	Ohio St.	2	3	149	A	West Virginia	3	2		
					53	H	Lipscomb	3	0	21	A	TCU	0	3		
					152	H	Texas Tech	3	0	10	H	Kansas	2	3		
					2	A	Texas	1	3	39	H	Baylor	3	1		
					109	H	Oklahoma	3	1	37	A	Iowa St.	1	3		

Non-Div. I Games:

Kansas St.

Average RPI Win:		104	WON-LOST RECORD		WINNING PCT. RANK		LAST 10 GAMES		STRENGTH OF SCHEDULE		OPP. STRENGTH OF SCHEDULE		TEAM RPI		ADJ RPI		CONF. RPI		ADJ CONF. RPI				
DIV. I ONLY			23- 8		.74194 41		7- 3		25		33		19		.63589 20		4		4				
DIV. I NON-CONF.			8- 5		.61538 108		1- 1		37		12		41		.61895 37		4		4				
TOTALS		RPI 1-25		RPI 26-50		W-L RECORDS		RPI 51-100		RPI 101-150		RPI 150+											
23- 8		2- 3		3- 4		OVERALL		7- 1		3- 0		8- 0											
11- 2		0- 1		1- 1		HOME		4- 0		1- 0		5- 0											
9- 4		1- 2		1- 1		AWAY		2- 1		2- 0		3- 0											
3- 2		1- 0		1- 2		NEUTRAL		1- 0		0- 0		0- 0											
8- 5		1- 1		2- 4		NON-CONFERENCE		3- 0		0- 0		2- 0											
3- 1		0- 0		0- 1		HOME		2- 0		0- 0		1- 0											
2- 2		0- 1		1- 1		AWAY		0- 0		0- 0		1- 0											
3- 2		1- 0		1- 2		NEUTRAL		1- 0		0- 0		0- 0											
15- 3		1- 2		1- 0		CONFERENCE		4- 1		3- 0		6- 0											
8- 1		0- 1		1- 0		HOME		2- 0		1- 0		4- 0											
7- 2		1- 1		0- 0		AWAY		2- 1		2- 0		2- 0											
0- 0		0- 0		0- 0		NEUTRAL		0- 0		0- 0		0- 0											
RPI	S	Opponent		Score		RPI	S	Opponent		Score		RPI	S	Opponent		Score							
6	A	Washington		0	3	28	A	Purdue		3	2	53	H	Lipscomb		3	0	112	A	South Carolina	3	1	
11	A	Missouri		2	3	32	H	Texas A&M		3	1	54	A	Alabama		3	0	112	H	South Carolina	3	0	
11	H	Missouri		0	3	38	N	Washington St.		0	3	76	N	Wyoming		3	0	116	A	Auburn	3	2	
12	N	Creighton		3	0	43	H	Marquette		1	3	81	H	Saint Louis		3	0	153	H	LSU	3	0	
13	A	Florida		3	0	44	A	Southern California		0	3	86	A	Tennessee		1	3	154	A	Arkansas	3	0	
						45	N	UNI		0	3	86	H	Tennessee		3	0	154	H	Arkansas	3	0	
						48	N	Colorado St.		3	1	95	A	Ole Miss		3	1	156	A	Louisville	3	0	
												95	H	Ole Miss		3	0	165	A	Mississippi St.	3	0	
																		165	H	Mississippi St.	3	1	
																		189	H	Georgia	3	0	
																		238	H	Virginia	3	0	
LAST 10 GAMES																							
6	A	Washington		0	3	95	A	Ole Miss		3	1												
48	N	Colorado St.		3	1	154	A	Arkansas		3	0												
86	A	Tennessee		1	3	11	H	Missouri		0	3												
32	H	Texas A&M		3	1	116	A	Auburn		3	2												
153	H	LSU		3	0	54	A	Alabama		3	0												

Non-Div. I Games:

Kentucky

TCU

Average RPI Win: 80

Average RPI Loss: 33

WON-LOST RECORD

WINNING PCT. RANK

LAST 10 GAMES

STRENGTH OF SCHEDULE

OPP. STRENGTH OF SCHEDULE

TEAM RPI

ADJ RPI

CONF. RPI

ADJ CONF. RPI

DIV. I ONLY

DIV. I NON-CONF.

15- 13

8- 4

.53571

.66667

144

82

5- 5

1- 1

2

1

14

16

28

10

.63351

.70026

21

10

2

3

2

3

TOTALS

RPI 1-25

RPI 26-50

W-L RECORDS

RPI 51-100

RPI 101-150

RPI 150+

15- 13

2- 9

4- 2

OVERALL

3- 0

4- 2

2- 0

10- 4

2- 3

2- 1

HOME

2- 0

3- 0

1- 0

3- 9

0- 6

1- 1

AWAY

1- 0

0- 2

1- 0

2- 0

0- 0

1- 0

NEUTRAL

0- 0

1- 0

0- 0

8- 4

1- 4

2- 0

NON-CONFERENCE

3- 0

2- 0

0- 0

5- 1

1- 1

1- 0

HOME

2- 0

1- 0

0- 0

1- 3

0- 3

0- 0

AWAY

1- 0

0- 0

0- 0

2- 0

0- 0

1- 0

NEUTRAL

0- 0

1- 0

0- 0

7- 9

1- 5

2- 2

CONFERENCE

0- 0

2- 2

2- 0

5- 3

1- 2

1- 1

HOME

0- 0

2- 0

1- 0

2- 6

0- 3

1- 1

AWAY

0- 0

0- 2

1- 0

0- 0

0- 0

0- 0

NEUTRAL

0- 0

0- 0

0- 0

RPI S Opponent Score

RPI S Opponent Score

RPI S Opponent Score

RPI S Opponent Score

2 A Texas 0 3

26 H Boise St. 3 0

55 H Arkansas St. 3 2

109 A Oklahoma 0 3

2 H Texas 1 3

35 N Wichita St. 3 1

62 A Duke 3 2

109 H Oklahoma 3 2

3 A Nebraska 0 3

37 A Iowa St. 3 2

64 H North Carolina St. 3 0

136 H Sam Houston St. 3 0

9 A North Carolina 0 3

37 H Iowa St. 0 3

149 A West Virginia 2 3

149 H West Virginia 3 2

9 H North Carolina 3 2

39 A Baylor 0 3

150 N Chattanooga 3 0

152 A Texas Tech 3 2

10 A Kansas 1 3

39 H Baylor 3 2

152 H Texas Tech 3 1

10 H Kansas 0 3

12 A Creighton 0 3

19 A Kansas St. 1 3

19 H Kansas St. 3 0

25 H SMU 1 3

LAST 10 GAMES

3 A Nebraska 0 3

10 A Kansas 1 3

35 N Wichita St. 3 1

19 H Kansas St. 3 0

149 H West Virginia 3 2

2 H Texas 1 3

152 A Texas Tech 3 2

109 A Oklahoma 0 3

39 H Baylor 3 2

37 H Iowa St. 0 3

T
C
U

Non-Div. I Games:

TCU

Average RPI Win: 119		WON-LOST	WINNING	LAST 10	STRENGTH OF		OPP. STRENGTH	TEAM	ADJ	CONF.	ADJ CONF.
Average RPI Loss: 15		RECORD	PCT. RANK	GAMES	SCHEDULE		OF SCHEDULE	RPI	RPI	RPI	RPI
DIV. I ONLY		24- 10	.70588	58	7- 3		23	11	26	.63313	22
DIV. I NON-CONF.		10- 3	.76923	40	2- 0		88	92	43	.60559	46
TOTALS		RPI 1-25	RPI 26-50		W-L RECORDS		RPI 51-100		RPI 101-150		RPI 150+
24- 10		3- 8	4- 1		OVERALL		4- 1		3- 0		10- 0
16- 2		3- 2	3- 0		HOME		2- 0		2- 0		6- 0
6- 7		0- 5	1- 1		AWAY		1- 1		1- 0		3- 0
2- 1		0- 1	0- 0		NEUTRAL		1- 0		0- 0		1- 0
10- 3		0- 2	1- 0		NON-CONFERENCE		1- 1		2- 0		6- 0
7- 1		0- 1	1- 0		HOME		0- 0		2- 0		4- 0
1- 1		0- 0	0- 0		AWAY		0- 1		0- 0		1- 0
2- 1		0- 1	0- 0		NEUTRAL		1- 0		0- 0		1- 0
14- 7		3- 6	3- 1		CONFERENCE		3- 0		1- 0		4- 0
9- 1		3- 1	2- 0		HOME		2- 0		0- 0		2- 0
5- 6		0- 5	1- 1		AWAY		1- 0		1- 0		2- 0
0- 0		0- 0	0- 0		NEUTRAL		0- 0		0- 0		0- 0
RPI S	Opponent	Score	RPI S	Opponent	Score	RPI S	Opponent	Score	RPI S	Opponent	Score
1 A	Minnesota	0 3	28 A	Purdue	3 0	56 H	Illinois	3 1	138 H	Rhode Island	3 0
1 H	Minnesota	3 2	28 H	Purdue	3 0	57 N	Hofstra	3 1	141 A	Maryland	3 1
3 A	Nebraska	0 3	29 A	Ohio St.	2 3	67 A	Indiana	3 0	149 H	West Virginia	3 0
3 A	Nebraska	2 3	29 H	Ohio St.	3 0	70 H	Iowa	3 0	155 H	Howard	3 0
3 H	Nebraska	2 3	36 H	Pittsburgh	3 1	78 A	Colorado	2 3	159 A	Northwestern	3 0
4 A	Wisconsin	1 3							159 H	Northwestern	3 0
5 N	Stanford	0 3							193 H	LIU Brooklyn	3 0
9 H	North Carolina	2 3							212 A	Rutgers	3 0
14 A	Michigan	2 3							212 H	Rutgers	3 0
14 H	Michigan	3 0							223 A	Syracuse	3 0
15 H	Michigan St.	3 0							226 H	Clemson	3 0
									227 H	Ga. Southern	3 0
									270 N	Siena	3 0
LAST 10 GAMES											
3 A	Nebraska	2 3	28 H	Purdue	3 0	3 A	Nebraska	0 3			
36 H	Pittsburgh	3 1	29 A	Ohio St.	2 3	141 A	Maryland	3 1			
193 H	LIU Brooklyn	3 0	70 H	Iowa	3 0						
56 H	Illinois	3 1									
159 H	Northwestern	3 0									

Non-Div. I Games:

Penn St.

Average RPI Win: 76		WON-LOST	WINNING	LAST 10	STRENGTH OF		OPP. STRENGTH	TEAM	ADJ	CONF.	ADJ CONF.
Average RPI Loss: 46		RECORD	PCT. RANK	GAMES	SCHEDULE		OF SCHEDULE	RPI	RPI	RPI	RPI
DIV. I ONLY		20- 15	.57143	128	5- 5		8	17	33	.6327	23
DIV. I NON-CONF.		10- 4	.71429	65	2- 0		8	33	16	.67227	16
TOTALS		RPI 1-25	RPI 26-50		W-L RECORDS		RPI 51-100		RPI 101-150		RPI 150+
20- 15		6- 7	4- 4		OVERALL		2- 1		5- 2		3- 1
9- 4		2- 3	2- 1		HOME		1- 0		2- 0		2- 0
7- 7		4- 1	1- 2		AWAY		1- 1		1- 2		0- 1
4- 4		0- 3	1- 1		NEUTRAL		0- 0		2- 0		1- 0
10- 4		2- 2	1- 2		NON-CONFERENCE		2- 0		3- 0		2- 0
3- 0		1- 0	0- 0		HOME		1- 0		0- 0		1- 0
3- 1		1- 0	0- 1		AWAY		1- 0		1- 0		0- 0
4- 3		0- 2	1- 1		NEUTRAL		0- 0		2- 0		1- 0
10- 11		4- 5	3- 2		CONFERENCE		0- 1		2- 2		1- 1
6- 4		1- 3	2- 1		HOME		0- 0		2- 0		1- 0
4- 6		3- 1	1- 1		AWAY		0- 1		0- 2		0- 1
0- 1		0- 1	0- 0		NEUTRAL		0- 0		0- 0		0- 0
RPI S	Opponent	Score	RPI S	Opponent	Score	RPI S	Opponent	Score	RPI S	Opponent	Score
4 N	Wisconsin	0 3	27 A	Hawaii	2 3	78 A	Colorado	2 3	107 N	Northern Ky.	3 0
5 A	Stanford	3 1	31 H	Utah	3 1	79 A	New Mexico St.	3 1	110 N	Sacramento St.	3 0
5 H	Stanford	0 3	32 N	Texas A&M	0 3	89 H	Pepperdine	3 0	114 A	Arizona St.	2 3
6 A	Washington	0 3	38 A	Washington St.	2 3				114 H	Arizona St.	3 1
6 H	Washington	1 3	38 H	Washington St.	0 3				121 A	Butler	3 0
6 N	Washington	0 3	41 N	Cleveland St.	3 0				123 A	Oregon St.	1 3
8 A	UCLA	3 2	44 A	Southern California	3 0				123 H	Oregon St.	3 0
8 H	UCLA	3 0	44 H	Southern California	3 2				162 N	Loyola Chicago	3 1
15 A	Michigan St.	3 2							175 A	California	2 3
19 N	Kansas St.	1 3							175 H	California	3 1
24 A	Oregon	3 2							186 H	Alabama St.	3 0
24 H	Oregon	1 3									
25 H	SMU	3 0									
LAST 10 GAMES											
6 N	Washington	0 3	5 H	Stanford	0 3						
15 A	Michigan St.	3 2	175 H	California	3 1						
41 N	Cleveland St.	3 0	38 A	Washington St.	2 3						
114 A	Arizona St.	2 3	6 A	Washington	0 3						
31 H	Utah	3 1	8 H	UCLA	3 0						

Non-Div. I Games:

Arizona

Average RPI Win:	92	WON-LOST	WINNING	LAST 10	STRENGTH OF	OPP. STRENGTH	TEAM	ADJ	CONF.	ADJ CONF.					
Average RPI Loss:	15	RECORD	PCT. RANK	GAMES	SCHEDULE	OF SCHEDULE	RPI	RPI	RPI	RPI					
DIV. I ONLY		21- 10	.67742	71	6- 4	14	7	24	.63192	24	3	3			
DIV. I NON-CONF.		8- 3	.72727	63	1- 1	30	22	26	.64108	28	2	2			
<hr/>															
TOTALS	RPI 1-25	RPI 26-50		W-L RECORDS		RPI 51-100		RPI 101-150		RPI 150+					
21- 10	2- 8	5- 2		OVERALL		5- 0		5- 0		4- 0					
11- 7	0- 5	1- 2		HOME		4- 0		3- 0		3- 0					
9- 3	2- 3	3- 0		AWAY		1- 0		2- 0		1- 0					
1- 0	0- 0	1- 0		NEUTRAL		0- 0		0- 0		0- 0					
8- 3	0- 3	1- 0		NON-CONFERENCE		3- 0		1- 0		3- 0					
6- 2	0- 2	0- 0		HOME		3- 0		1- 0		2- 0					
1- 1	0- 1	0- 0		AWAY		0- 0		0- 0		1- 0					
1- 0	0- 0	1- 0		NEUTRAL		0- 0		0- 0		0- 0					
13- 7	2- 5	4- 2		CONFERENCE		2- 0		4- 0		1- 0					
5- 5	0- 3	1- 2		HOME		1- 0		2- 0		1- 0					
8- 2	2- 2	3- 0		AWAY		1- 0		2- 0		0- 0					
0- 0	0- 0	0- 0		NEUTRAL		0- 0		0- 0		0- 0					
<hr/>															
RPI S	Opponent	Score		RPI S	Opponent	Score		RPI S	Opponent	Score		RPI S	Opponent	Score	
2 H	Texas	1	3	31 A	Utah	3	2	56 H	Illinois	3	0	114 A	Arizona St.	3	2
5 A	Stanford	0	3	31 H	Utah	1	3	78 A	Colorado	3	1	114 H	Arizona St.	3	1
6 A	Washington	3	0	38 A	Washington St.	3	2	78 H	Colorado	3	1	123 A	Oregon St.	3	1
6 H	Washington	0	3	38 H	Washington St.	3	0	83 H	San Diego St.	3	0	123 H	Oregon St.	3	0
8 A	UCLA	1	3	42 N	Miami (OH)	3	1	93 H	Murray St.	3	0	144 H	UC Davis	3	0
8 H	UCLA	2	3	44 A	Southern California	3	1					167 H	St. Mary's (CA)	3	0
13 H	Florida	1	3	44 H	Southern California	1	3					175 H	California	3	0
14 A	Michigan	1	3									178 H	Belmont	3	0
23 A	Arizona	3	1									182 A	Seattle U	3	1
23 H	Arizona	2	3												
<hr/>															
LAST 10 GAMES															
14 A	Michigan	1	3	8 A	UCLA	1	3								
42 N	Miami (OH)	3	1	78 H	Colorado	3	1								
123 A	Oregon St.	3	1	31 H	Utah	1	3								
5 A	Stanford	0	3	38 A	Washington St.	3	2								
44 A	Southern California	3	1	6 A	Washington	3	0								

Non-Div. I Games:

Oregon

Average RPI Win:		126	WON-LOST RECORD		WINNING PCT. RANK		LAST 10 GAMES		STRENGTH OF SCHEDULE		OPP. STRENGTH OF SCHEDULE		TEAM RPI		ADJ RPI		CONF. RPI		ADJ CONF. RPI	
DIV. I ONLY			26- 8		.76471 33		7- 1		33		51		23		.63107 25		6		6	
DIV. I NON-CONF.			8- 6		.57143 132		1- 1		46		19		57		.59006 56		9		9	
TOTALS		RPI 1-25		RPI 26-50		W-L RECORDS		RPI 51-100		RPI 101-150		RPI 150+								
26- 8		1- 3		3- 2		OVERALL		7- 3		6- 0		9- 0								
11- 2		0- 0		1- 1		HOME		3- 1		2- 0		5- 0								
10- 4		1- 2		1- 1		AWAY		3- 1		2- 0		3- 0								
5- 2		0- 1		1- 0		NEUTRAL		1- 1		2- 0		1- 0								
8- 6		1- 3		1- 0		NON-CONFERENCE		1- 3		2- 0		3- 0								
2- 1		0- 0		0- 0		HOME		0- 1		0- 0		2- 0								
1- 3		1- 2		0- 0		AWAY		0- 1		0- 0		0- 0								
5- 2		0- 1		1- 0		NEUTRAL		1- 1		2- 0		1- 0								
18- 2		0- 0		2- 2		CONFERENCE		6- 0		4- 0		6- 0								
9- 1		0- 0		1- 1		HOME		3- 0		2- 0		3- 0								
9- 1		0- 0		1- 1		AWAY		3- 0		2- 0		3- 0								
0- 0		0- 0		0- 0		NEUTRAL		0- 0		0- 0		0- 0								
RPI	S	Opponent		Score		RPI	S	Opponent		Score		RPI	S	Opponent		Score				
2	A	Texas		0	3	32	N	Texas A&M		3	0	61	A	UCF		3	0			
9	N	North Carolina		0	3	40	A	Cincinnati		0	3	61	H	UCF		3	0			
21	A	TCU		3	1	40	H	Cincinnati		3	2	63	H	UTSA		1	3			
23	A	Arizona		0	3	47	A	Temple		3	1	64	A	North Carolina St.		2	3			
						47	H	Temple		2	3	75	A	Tulsa		3	0			
												75	H	Tulsa		3	1			
												87	N	Delaware		3	0			
												89	N	Pepperdine		1	3			
												90	A	Tulane		3	2			
												90	H	Tulane		3	2			
														103 N High Point		3	0			
														113 A South Fla.		3	1			
														113 H South Fla.		3	0			
														125 A UConn		3	1			
														125 H UConn		3	1			
														136 N Sam Houston St.		3	0			
														171 A Memphis		3	0			
														171 H Memphis		3	0			
														186 N Alabama St.		3	0			
														192 A East Carolina		3	0			
														192 H East Carolina		3	1			
														208 H Little Rock		3	0			
														245 A Houston		3	0			
														245 H Houston		3	0			
														276 H Montana		3	0			
LAST 10 GAMES																				
2	A	Texas		0	3	75	A	Tulsa		3	0									
32	N	Texas A&M		3	0	113	H	South Fla.		3	0									
125	A	UConn		3	1	61	H	UCF		3	0									
47	A	Temple		3	1	192	A	East Carolina		3	0									
171	H	Memphis		3	0	40	A	Cincinnati		0	3									

Non-Div. I Games:

SMU

Average RPI Win:	133	WON-LOST RECORD	WINNING PCT. RANK	LAST 10 GAMES	STRENGTH OF SCHEDULE	OPP. STRENGTH OF SCHEDULE	TEAM RPI	ADJ RPI	CONF. RPI	ADJ CONF. RPI					
DIV. I ONLY		26- 7	.78788	28	9- 1	41	53	21	.63024	26	7	7			
DIV. I NON-CONF.		10- 5	.66667	82	1- 1	41	25	40	.61562	41	7	7			
<hr/>															
TOTALS	RPI 1-25	RPI 26-50		W-L RECORDS		RPI 51-100		RPI 101-150		RPI 150+					
26- 7	1- 4	3- 1		OVERALL		4- 2		11- 0		7- 0					
12- 1	0- 0	2- 0		HOME		1- 1		7- 0		2- 0					
11- 3	0- 2	1- 1		AWAY		3- 0		4- 0		3- 0					
3- 3	1- 2	0- 0		NEUTRAL		0- 1		0- 0		2- 0					
10- 5	1- 4	1- 0		NON-CONFERENCE		0- 1		5- 0		3- 0					
4- 0	0- 0	0- 0		HOME		0- 0		4- 0		0- 0					
3- 2	0- 2	1- 0		AWAY		0- 0		1- 0		1- 0					
3- 3	1- 2	0- 0		NEUTRAL		0- 1		0- 0		2- 0					
16- 2	0- 0	2- 1		CONFERENCE		4- 1		6- 0		4- 0					
8- 1	0- 0	2- 0		HOME		1- 1		3- 0		2- 0					
8- 1	0- 0	0- 1		AWAY		3- 0		3- 0		2- 0					
0- 0	0- 0	0- 0		NEUTRAL		0- 0		0- 0		0- 0					
RPI	S	Opponent	Score	RPI	S	Opponent	Score	RPI	S	Opponent	Score				
5	A	Stanford	0 3	30	A	UNLV	1 3	64	N	North Carolina St.	1 3	114	H	Arizona St.	3 1
7	N	BYU	0 3	30	H	UNLV	3 0	76	A	Wyoming	3 0	126	H	Santa Clara	3 1
11	N	Missouri	1 3	41	A	Cleveland St.	3 1	83	A	San Diego St.	3 1	128	A	Fresno St.	3 0
16	N	Western Ky.	3 0	48	H	Colorado St.	3 2	83	H	San Diego St.	3 0	128	H	Fresno St.	3 0
21	A	TCU	0 3					84	A	Nevada	3 0	129	A	Idaho St.	3 1
								84	H	Nevada	1 3	132	A	New Mexico	3 2
												132	H	New Mexico	3 0
												139	A	Utah St.	3 0
												139	H	Utah St.	3 0
												143	H	Portland St.	3 1
												144	H	UC Davis	3 1
												195	A	San Jose St.	3 0
												195	H	San Jose St.	3 0
												197	N	Wright St.	3 0
												200	A	Kent St.	3 0
												247	N	Northwestern St.	3 0
												253	A	Air Force	3 0
												253	H	Air Force	3 0
				LAST 10 GAMES											
5	A	Stanford	0 3	195	H	San Jose St.	3 0								
16	N	Western Ky.	3 0	128	H	Fresno St.	3 0								
253	H	Air Force	3 0	139	A	Utah St.	3 0								
76	A	Wyoming	3 0	83	A	San Diego St.	3 1								
48	H	Colorado St.	3 2	84	A	Nevada	3 0								

Non-Div. I Games:

Boise St.

Average RPI Win: 128		WON-LOST RECORD		WINNING PCT. RANK		LAST 10 GAMES		STRENGTH OF SCHEDULE		OPP. STRENGTH OF SCHEDULE		TEAM RPI		ADJ RPI		CONF. RPI		ADJ CONF. RPI	
DIV. I ONLY		23- 6		.7931 25		9- 1		47		45		22		.62987 27		12		11	
DIV. I NON-CONF.		8- 5		.61538 108		1- 1		15		2		27		.64586 27		10		10	
TOTALS		RPI 1-25		RPI 26-50		W-L RECORDS		RPI 51-100		RPI 101-150		RPI 150+							
23- 6		1- 5		2- 0		OVERALL		9- 1		3- 0		8- 0							
15- 4		1- 4		1- 0		HOME		7- 0		2- 0		4- 0							
7- 2		0- 1		0- 0		AWAY		2- 1		1- 0		4- 0							
1- 0		0- 0		1- 0		NEUTRAL		0- 0		0- 0		0- 0							
8- 5		1- 5		2- 0		NON-CONFERENCE		4- 0		1- 0		0- 0							
7- 4		1- 4		1- 0		HOME		4- 0		1- 0		0- 0							
0- 1		0- 1		0- 0		AWAY		0- 0		0- 0		0- 0							
1- 0		0- 0		1- 0		NEUTRAL		0- 0		0- 0		0- 0							
15- 1		0- 0		0- 0		CONFERENCE		5- 1		2- 0		8- 0							
8- 0		0- 0		0- 0		HOME		3- 0		1- 0		4- 0							
7- 1		0- 0		0- 0		AWAY		2- 1		1- 0		4- 0							
0- 0		0- 0		0- 0		NEUTRAL		0- 0		0- 0		0- 0							
RPI	S	Opponent		Score		RPI	S	Opponent		Score		RPI	S	Opponent		Score			
1	A	Minnesota		0	3	44	N	Southern California		3	2	51	H	Northern Ill.		3	0		
4	H	Wisconsin		1	3	46	H	Missouri St.		3	0	52	A	Cal Poly		3	1		
6	H	Washington		2	3							52	H	Cal Poly		3	0		
8	H	UCLA		0	3							69	A	Long Beach St.		2	3		
19	H	Kansas St.		1	3							69	H	Long Beach St.		3	0		
23	H	Arizona		3	2							85	H	Pacific		3	0		
												89	H	Pepperdine		3	0		
												89	H	Pepperdine		3	1		
												97	A	UC Santa Barbara		3	0		
												97	H	UC Santa Barbara		3	1		

Non-Div. I Games:

Hawaii

Average RPI Win: 84		WON-LOST	WINNING	LAST 10	STRENGTH OF		OPP. STRENGTH	TEAM	ADJ		CONF.	ADJ CONF.			
Average RPI Loss: 31		RECORD	PCT. RANK	GAMES	SCHEDULE		OF SCHEDULE	RPI	RPI		RPI	RPI			
DIV. I ONLY		19- 14	.57576	126	5- 5		6	10	31	.62754	28	1	1		
DIV. I NON-CONF.		11- 2	.84615	20	1- 1		6	30	5	.71477	5	1	1		
TOTALS		RPI 1-25	RPI 26-50		W-L RECORDS		RPI 51-100		RPI 101-150		RPI 150+				
19- 14		3- 10	3- 1		OVERALL		8- 2		2- 0		3- 1				
10- 6		2- 5	1- 0		HOME		4- 1		1- 0		2- 0				
5- 8		1- 5	0- 1		AWAY		3- 1		1- 0		0- 1				
4- 0		0- 0	2- 0		NEUTRAL		1- 0		0- 0		1- 0				
11- 2		2- 2	3- 0		NON-CONFERENCE		4- 0		0- 0		2- 0				
5- 1		1- 1	1- 0		HOME		2- 0		0- 0		1- 0				
2- 1		1- 1	0- 0		AWAY		1- 0		0- 0		0- 0				
4- 0		0- 0	2- 0		NEUTRAL		1- 0		0- 0		1- 0				
8- 12		1- 8	0- 1		CONFERENCE		4- 2		2- 0		1- 1				
5- 5		1- 4	0- 0		HOME		2- 1		1- 0		1- 0				
3- 7		0- 4	0- 1		AWAY		2- 1		1- 0		0- 1				
0- 0		0- 0	0- 0		NEUTRAL		0- 0		0- 0		0- 0				
RPI S	Opponent	Score		RPI S	Opponent	Score		RPI S	Opponent	Score		RPI S	Opponent	Score	
1	H Minnesota	0	3	29	A Ohio St.	2	3	52	N Cal Poly	3	1	141	A Maryland	3	2
3	A Nebraska	0	3	34	N Coastal Caro.	3	0	56	A Illinois	3	2	141	H Maryland	3	1
4	A Wisconsin	2	3	37	N Iowa St.	3	0	56	H Illinois	2	3	155	N Howard	3	0
4	H Wisconsin	2	3	38	H Washington St.	3	1	59	H Xavier	3	0	159	A Northwestern	1	3
5	A Stanford	3	2					67	A Indiana	3	2	212	H Rutgers	3	0
10	H Kansas	3	1					67	H Indiana	3	0	300	H Southeastern La.	3	0
11	A Missouri	1	3					68	A Notre Dame	3	1				
14	H Michigan	3	1					70	A Iowa	2	3				
15	A Michigan St.	0	3					70	H Iowa	3	1				
15	H Michigan St.	1	3					76	H Wyoming	3	0				
20	H Kentucky	2	3												
22	A Penn St.	0	3												
22	H Penn St.	0	3												
				LAST 10 GAMES											
				11	A Missouri	1	3	67	A Indiana	3	2				
				37	N Iowa St.	3	0	70	H Iowa	3	1				
				29	A Ohio St.	2	3	15	A Michigan St.	0	3				
				141	A Maryland	3	2	4	A Wisconsin	2	3				
				22	A Penn St.	0	3	141	H Maryland	3	1				

Non-Div. I Games:

Purdue

Average RPI Win: 106		WON-LOST	WINNING	LAST 10	STRENGTH OF		OPP. STRENGTH	TEAM	ADJ	CONF.	ADJ CONF.
Average RPI Loss: 30		RECORD	PCT. RANK	GAMES	SCHEDULE		OF SCHEDULE	RPI	RPI	RPI	RPI
DIV. I ONLY		22- 13	.62857	92	7- 3		10	16	32	.6257	29
DIV. I NON-CONF.		12- 2	.85714	12	2- 0		40	71	22	.66106	21
TOTALS		RPI 1-25	RPI 26-50		W-L RECORDS		RPI 51-100		RPI 101-150		RPI 150+
22- 13		4- 9	3- 1		OVERALL		5- 2		1- 1		9- 0
10- 3		2- 3	1- 0		HOME		3- 0		1- 0		3- 0
5- 10		2- 6	0- 1		AWAY		0- 2		0- 1		3- 0
7- 0		0- 0	2- 0		NEUTRAL		2- 0		0- 0		3- 0
12- 2		1- 1	2- 1		NON-CONFERENCE		3- 0		0- 0		6- 0
2- 1		0- 1	0- 0		HOME		1- 0		0- 0		1- 0
3- 1		1- 0	0- 1		AWAY		0- 0		0- 0		2- 0
7- 0		0- 0	2- 0		NEUTRAL		2- 0		0- 0		3- 0
10- 11		3- 8	1- 0		CONFERENCE		2- 2		1- 1		3- 0
8- 2		2- 2	1- 0		HOME		2- 0		1- 0		2- 0
2- 9		1- 6	0- 0		AWAY		0- 2		0- 1		1- 0
0- 0		0- 0	0- 0		NEUTRAL		0- 0		0- 0		0- 0
RPI S	Opponent	Score	RPI S	Opponent	Score	RPI S	Opponent	Score	RPI S	Opponent	Score
1 A	Minnesota	1 3	28 H	Purdue	3 2	56 A	Illinois	1 3	141 A	Maryland	2 3
3 A	Nebraska	3 1	32 N	Texas A&M	3 2	67 A	Indiana	1 3	141 H	Maryland	3 0
3 H	Nebraska	1 3	46 A	Missouri St.	2 3	67 H	Indiana	3 2	157 N	UNCG	3 0
4 A	Wisconsin	2 3	46 N	Missouri St.	3 0	70 H	Iowa	3 0	159 A	Northwestern	3 1
4 A	Wisconsin	0 3				74 N	Green Bay	3 2	159 H	Northwestern	3 0
4 H	Wisconsin	0 3				76 H	Wyoming	3 0	184 N	Valparaiso	3 0
7 H	BYU	2 3				82 N	Texas St.	3 0	187 A	North Texas	3 0
14 A	Michigan	1 3							190 N	IUPUI	3 0
15 A	Michigan St.	0 3							193 H	LIU Brooklyn	3 0
15 H	Michigan St.	3 0							210 A	Ball St.	3 0
19 A	Kansas St.	3 2							212 H	Rutgers	3 0
22 A	Penn St.	0 3									
22 H	Penn St.	3 2									
LAST 10 GAMES											
4 A	Wisconsin	2 3	56 A	Illinois	1 3						
19 A	Kansas St.	3 2	159 A	Northwestern	3 1						
46 N	Missouri St.	3 0	22 H	Penn St.	3 2						
67 H	Indiana	3 2	212 H	Rutgers	3 0						
28 H	Purdue	3 2	67 A	Indiana	1 3						

Non-Div. I Games:

Ohio St.

UNLV

Average RPI Win: 130		WON-LOST RECORD		WINNING PCT. RANK		LAST 10 GAMES		STRENGTH OF SCHEDULE		OPP. STRENGTH OF SCHEDULE		TEAM RPI		ADJ RPI		CONF. RPI		ADJ CONF. RPI	
DIV. I ONLY		24- 8		.75 35		5- 5		27		71		27		.62356 30		7		7	
DIV. I NON-CONF.		12- 2		.85714 12		1- 1		24		52		14		.674 14		7		7	
TOTALS		RPI 1-25		RPI 26-50		W-L RECORDS		RPI 51-100		RPI 101-150		RPI 150+							
24- 8		0- 2		2- 3		OVERALL		5- 3		9- 0		8- 0							
13- 2		0- 0		1- 1		HOME		4- 1		5- 0		3- 0							
7- 6		0- 2		0- 2		AWAY		1- 2		4- 0		2- 0							
4- 0		0- 0		1- 0		NEUTRAL		0- 0		0- 0		3- 0							
12- 2		0- 2		1- 0		NON-CONFERENCE		4- 0		3- 0		4- 0							
6- 0		0- 0		0- 0		HOME		3- 0		2- 0		1- 0							
2- 2		0- 2		0- 0		AWAY		1- 0		1- 0		0- 0							
4- 0		0- 0		1- 0		NEUTRAL		0- 0		0- 0		3- 0							
12- 6		0- 0		1- 3		CONFERENCE		1- 3		6- 0		4- 0							
7- 2		0- 0		1- 1		HOME		1- 1		3- 0		2- 0							
5- 4		0- 0		0- 2		AWAY		0- 2		3- 0		2- 0							
0- 0		0- 0		0- 0		NEUTRAL		0- 0		0- 0		0- 0							
RPI S	Opponent	Score		RPI S	Opponent	Score		RPI S	Opponent	Score		RPI S	Opponent	Score					
7 A	BYU	0	3	26 A	Boise St.	0	3	57 H	Hofstra	3	0	110 H	Sacramento St.	3	1				
7 A	BYU	0	3	26 H	Boise St.	3	1	60 A	A&M-Corpus Christi	3	1	127 A	Utah Valley	3	1				
				31 N	Utah	3	1	76 A	Wyoming	0	3	128 A	Fresno St.	3	2				
				48 A	Colorado St.	2	3	76 H	Wyoming	3	1	128 H	Fresno St.	3	0				
				48 H	Colorado St.	1	3	79 H	New Mexico St.	3	0	131 H	Albany (NY)	3	1				
								83 A	San Diego St.	0	3	132 A	New Mexico	3	1				
								84 H	Nevada	1	3	132 H	New Mexico	3	1				
								97 H	UC Santa Barbara	3	0	139 A	Utah St.	3	2				
												139 H	Utah St.	3	0				
												151 H	CSUN	3	0				
												151 N	CSUN	3	0				
												163 N	UT Arlington	3	1				
												163 N	UT Arlington	3	1				
												195 A	San Jose St.	3	2				
												195 H	San Jose St.	3	0				
												253 A	Air Force	3	0				
												253 H	Air Force	3	0				
				LAST 10 GAMES															
	7 A	BYU	0	3		139 H	Utah St.	3	0										
	31 N	Utah	3	1		76 A	Wyoming	0	3										
	132 H	New Mexico	3	1		48 A	Colorado St.	2	3										
	84 H	Nevada	1	3		128 H	Fresno St.	3	0										
	83 A	San Diego St.	0	3		195 H	San Jose St.	3	0										

Non-Div. I Games:

UNLV

Average RPI Win: 88		WON-LOST	WINNING	LAST 10	STRENGTH OF		OPP. STRENGTH	TEAM	ADJ		CONF.	ADJ CONF.
Average RPI Loss: 37		RECORD	PCT. RANK	GAMES	SCHEDULE		OF SCHEDULE	RPI	RPI		RPI	RPI
DIV. I ONLY		20- 12	.625	93	4- 6		12	15	34		.62351	31
DIV. I NON-CONF.		9- 3	.75	47	0- 1		33	34	25		.64747	26
TOTALS		RPI 1-25	RPI 26-50		W-L RECORDS		RPI 51-100		RPI 101-150		RPI 150+	
20- 12		4- 7	3- 2		OVERALL		4- 2		6- 1		3- 0	
7- 7		0- 4	1- 1		HOME		0- 2		5- 0		1- 0	
10- 3		4- 3	2- 0		AWAY		2- 0		1- 0		1- 0	
3- 2		0- 0	0- 1		NEUTRAL		2- 0		0- 1		1- 0	
9- 3		2- 0	0- 1		NON-CONFERENCE		3- 1		3- 1		1- 0	
3- 1		0- 0	0- 0		HOME		0- 1		3- 0		0- 0	
3- 0		2- 0	0- 0		AWAY		1- 0		0- 0		0- 0	
3- 2		0- 0	0- 1		NEUTRAL		2- 0		0- 1		1- 0	
11- 9		2- 7	3- 1		CONFERENCE		1- 1		3- 0		2- 0	
4- 6		0- 4	1- 1		HOME		0- 1		2- 0		1- 0	
7- 3		2- 3	2- 0		AWAY		1- 0		1- 0		1- 0	
0- 0		0- 0	0- 0		NEUTRAL		0- 0		0- 0		0- 0	
RPI S	Opponent	Score	RPI S	Opponent	Score	RPI S	Opponent	Score	RPI S	Opponent	Score	
5 A	Stanford	3 1	30 N	UNLV	1 3	66 N	Rice	3 0	114 H	Arizona St.	3 2	
5 H	Stanford	0 3	38 A	Washington St.	3 2	78 A	Colorado	3 2	121 H	Butler	3 1	
6 A	Washington	0 3	38 H	Washington St.	3 2	78 H	Colorado	2 3	123 A	Oregon St.	3 0	
6 H	Washington	1 3	44 A	Southern California	3 1	80 H	Gonzaga	2 3	123 H	Oregon St.	3 2	
7 A	BYU	3 2	44 H	Southern California	2 3	82 N	Texas St.	3 0	129 H	Idaho St.	3 0	
8 A	UCLA	0 3				98 A	Portland	3 0	130 N	Illinois St.	2 3	
8 H	UCLA	0 3							139 H	Utah St.	3 0	
11 A	Missouri	3 2							160 N	CSU Bakersfield	3 1	
23 A	Arizona	1 3							175 A	California	3 0	
24 A	Oregon	3 1							175 H	California	3 0	
24 H	Oregon	2 3										
			LAST 10 GAMES									
			30 N	UNLV	1 3	123 A	Oregon St.	3 0				
			78 H	Colorado	2 3	24 A	Oregon	3 1				
			23 A	Arizona	1 3	5 H	Stanford	0 3				
			6 H	Washington	1 3	175 H	California	3 0				
			38 H	Washington St.	3 2	8 A	UCLA	0 3				

Non-Div. I Games:

Utah

Average RPI Win:		121	WON-LOST RECORD		WINNING PCT. RANK		LAST 10 GAMES		STRENGTH OF SCHEDULE		OPP. STRENGTH OF SCHEDULE		TEAM RPI	ADJ RPI		CONF. RPI	ADJ CONF. RPI		
DIV. I ONLY			21- 9		.7 60		8- 2		21		31		29	.62346 32		4	4		
DIV. I NON-CONF.			6- 6		.5 167		0- 1		20		6		47	.60373 49		4	4		
TOTALS		RPI 1-25		RPI 26-50		W-L RECORDS		RPI 51-100		RPI 101-150		RPI 150+							
21- 9		2- 7		0- 1		OVERALL		6- 1		4- 0		9- 0							
8- 2		1- 2		0- 0		HOME		2- 0		2- 0		3- 0							
10- 3		0- 2		0- 0		AWAY		3- 1		2- 0		5- 0							
3- 4		1- 3		0- 1		NEUTRAL		1- 0		0- 0		1- 0							
6- 6		1- 5		0- 1		NON-CONFERENCE		2- 0		0- 0		3- 0							
0- 1		0- 1		0- 0		HOME		0- 0		0- 0		0- 0							
3- 1		0- 1		0- 0		AWAY		1- 0		0- 0		2- 0							
3- 4		1- 3		0- 1		NEUTRAL		1- 0		0- 0		1- 0							
15- 3		1- 2		0- 0		CONFERENCE		4- 1		4- 0		6- 0							
8- 1		1- 1		0- 0		HOME		2- 0		2- 0		3- 0							
7- 2		0- 1		0- 0		AWAY		2- 1		2- 0		3- 0							
0- 0		0- 0		0- 0		NEUTRAL		0- 0		0- 0		0- 0							
RPI S	Opponent		Score		RPI S	Opponent		Score		RPI S	Opponent		Score		RPI S	Opponent		Score	
1 N	Minnesota		0	3	29 N	Ohio St.		2	3	54 A	Alabama		2	3	112 A	South Carolina		3	0
2 A	Texas		0	3						54 H	Alabama		3	1	112 H	South Carolina		3	0
4 H	Wisconsin		0	3						79 A	New Mexico St.		3	0	116 A	Auburn		3	1
11 H	Missouri		3	1						84 N	Nevada		3	0	116 H	Auburn		3	0
13 H	Florida		1	3						86 A	Tennessee		3	1	153 A	LSU		3	1
18 N	Florida St.		2	3						86 H	Tennessee		3	0	153 H	LSU		3	1
20 A	Kentucky		1	3						95 A	Ole Miss		3	1	154 A	Arkansas		3	0
23 N	Arizona		3	0											165 H	Mississippi St.		3	0
25 N	SMU		0	3											168 N	Virginia Tech		3	0
															187 A	North Texas		3	1
															189 A	Georgia		3	2
															189 H	Georgia		3	0
															214 A	UTEP		3	0
LAST 10 GAMES																			
25 N	SMU		0	3	189 H	Georgia		3	0										
116 A	Auburn		3	1	165 H	Mississippi St.		3	0										
153 H	LSU		3	1	86 H	Tennessee		3	0										
20 A	Kentucky		1	3	54 H	Alabama		3	1										
86 A	Tennessee		3	1	112 A	South Carolina		3	0										

Non-Div. I Games:

Texas A&M

Average RPI Win: 171		WON-LOST	WINNING	LAST 10	STRENGTH OF		OPP. STRENGTH	TEAM	ADJ	CONF.	ADJ CONF.				
Average RPI Loss: 51		RECORD	PCT. RANK	GAMES	SCHEDULE		OF SCHEDULE	RPI	RPI	RPI	RPI				
DIV. I ONLY		30- 2	.9375	1	9- 1		128	141	25	.62195	33	19	19		
DIV. I NON-CONF.		14- 2	.875	7	1- 1		118	91	39	.61392	42	20	20		
<hr/>															
TOTALS		RPI 1-25		RPI 26-50		W-L RECORDS		RPI 51-100		RPI 101-150		RPI 150+			
30- 2		0- 0		1- 1		OVERALL		6- 1		7- 0		16- 0			
13- 1		0- 0		1- 0		HOME		3- 1		2- 0		7- 0			
12- 0		0- 0		0- 0		AWAY		2- 0		2- 0		8- 0			
5- 1		0- 0		0- 1		NEUTRAL		1- 0		3- 0		1- 0			
14- 2		0- 0		1- 1		NON-CONFERENCE		3- 1		3- 0		7- 0			
6- 1		0- 0		1- 0		HOME		2- 1		1- 0		2- 0			
4- 0		0- 0		0- 0		AWAY		0- 0		0- 0		4- 0			
4- 1		0- 0		0- 1		NEUTRAL		1- 0		2- 0		1- 0			
16- 0		0- 0		0- 0		CONFERENCE		3- 0		4- 0		9- 0			
7- 0		0- 0		0- 0		HOME		1- 0		1- 0		5- 0			
8- 0		0- 0		0- 0		AWAY		2- 0		2- 0		4- 0			
1- 0		0- 0		0- 0		NEUTRAL		0- 0		1- 0		0- 0			
RPI S	Opponent	Score		RPI S	Opponent	Score		RPI S	Opponent	Score		RPI S	Opponent	Score	
36 N	Pittsburgh	1	3	59 H	Xavier	3	1	137 N	Austin Peay	3	0	273 A	Fordham	3	0
42 H	Miami (OH)	3	1	65 H	Loyola Marymount	0	3	138 A	Rhode Island	3	1	275 H	George Mason	3	1
				71 H	Southern Ill.	3	0	145 N	Toledo	3	0				
				81 A	Saint Louis	3	2	147 A	VCU	3	1				
				81 A	Saint Louis	3	0	147 H	VCU	3	1				
				81 H	Saint Louis	3	0	147 N	VCU	3	2				
				100 N	SIUE	3	1	150 H	Chattanooga	3	0				
								159 H	Northwestern	3	2				
								176 A	Duquesne	3	1				
								176 H	Duquesne	3	1				
								190 A	IUPUI	3	0				
								197 A	Wright St.	3	0				
								200 N	Kent St.	3	0				
								216 H	Youngstown St.	3	0				
								230 H	George Washington	3	1				
								239 A	Davidson	3	0				
								239 H	Davidson	3	0				
								256 A	Evansville	3	0				
								261 A	La Salle	3	0				
								261 H	La Salle	3	0				
								267 A	Morehead St.	3	0				
LAST 10 GAMES															
36 N	Pittsburgh	1	3	261 A	La Salle	3	0								
81 A	Saint Louis	3	2	176 A	Duquesne	3	1								
147 N	VCU	3	2	81 H	Saint Louis	3	0								
147 H	VCU	3	1	267 A	Morehead St.	3	0								
239 H	Davidson	3	0	176 H	Duquesne	3	1								

Non-Div. I Games:

Dayton

Average RPI Win:	179	WON-LOST	WINNING	LAST 10	STRENGTH OF	OPP. STRENGTH	TEAM	ADJ	CONF.	ADJ CONF.					
Average RPI Loss:	31	RECORD	PCT. RANK	GAMES	SCHEDULE	OF SCHEDULE	RPI	RPI	RPI	RPI					
DIV. I ONLY		28- 5	.84848	10	9- 1	73	155	30	.61994	34	22	22			
DIV. I NON-CONF.		10- 4	.71429	65	1- 1	16	68	24	.65582	24	19	19			
<hr/>															
TOTALS	RPI 1-25	RPI 26-50		W-L RECORDS		RPI 51-100		RPI 101-150		RPI 150+					
28- 5	0- 2	3- 2		OVERALL		5- 1		1- 0		19- 0					
10- 2	0- 0	1- 1		HOME		0- 1		0- 0		9- 0					
11- 1	0- 1	1- 0		AWAY		2- 0		1- 0		7- 0					
7- 2	0- 1	1- 1		NEUTRAL		3- 0		0- 0		3- 0					
<hr/>															
10- 4	0- 2	3- 2		NON-CONFERENCE		2- 0		1- 0		4- 0					
2- 1	0- 0	1- 1		HOME		0- 0		0- 0		1- 0					
4- 1	0- 1	1- 0		AWAY		1- 0		1- 0		1- 0					
4- 2	0- 1	1- 1		NEUTRAL		1- 0		0- 0		2- 0					
<hr/>															
18- 1	0- 0	0- 0		CONFERENCE		3- 1		0- 0		15- 0					
8- 1	0- 0	0- 0		HOME		0- 1		0- 0		8- 0					
7- 0	0- 0	0- 0		AWAY		1- 0		0- 0		6- 0					
3- 0	0- 0	0- 0		NEUTRAL		2- 0		0- 0		1- 0					
<hr/>															
RPI	S	Opponent	Score	RPI	S	Opponent	Score	RPI	S	Opponent	Score	RPI	S	Opponent	Score
9	A	North Carolina	1 3	28	N	Purdue	0 3	55	H	Arkansas St.	2 3	104	A	Miami (FL)	3 0
14	N	Michigan	0 3	36	A	Pittsburgh	3 1	55	N	Arkansas St.	3 1	155	N	Howard	3 0
				49	H	Georgia Tech	3 1	68	A	Notre Dame	3 0	158	H	North Florida	3 0
				49	H	Georgia Tech	2 3	82	A	Texas St.	3 1	163	A	UT Arlington	3 0
				50	N	James Madison	3 2	82	N	Texas St.	3 1	198	A	South Ala.	3 0
								88	N	American	3 0	198	H	South Ala.	3 0
												205	N	Florida A&M	3 0
												208	H	Little Rock	3 0
												227	A	Ga. Southern	3 0
												227	H	Ga. Southern	3 0
												227	N	Ga. Southern	3 0
												233	A	FIU	3 0
												249	A	Georgia St.	3 0
												249	H	Georgia St.	3 0
												272	A	Troy	3 0
												272	H	Troy	3 0
												285	H	Louisiana	3 0
												286	H	La.-Monroe	3 0
												298	A	Appalachian St.	3 0
												298	H	Appalachian St.	3 1
<hr/>															
				LAST 10 GAMES											
	9	A	North Carolina	1	3	198	H	South Ala.	3	0					
	50	N	James Madison	3	2	272	H	Troy	3	0					
	55	N	Arkansas St.	3	1	249	H	Georgia St.	3	0					
	82	N	Texas St.	3	1	227	H	Ga. Southern	3	0					
	227	N	Ga. Southern	3	0	227	A	Ga. Southern	3	0					

Non-Div. I Games:

Coastal Caro.

Average RPI Win:	142	WON-LOST RECORD	WINNING PCT. RANK	LAST 10 GAMES	STRENGTH OF SCHEDULE	OPP. STRENGTH OF SCHEDULE	TEAM RPI	ADJ RPI	CONF. RPI	ADJ CONF. RPI				
DIV. I ONLY		24- 8	.75	35	9- 1	56	66	35	.61934	35	13	13		
DIV. I NON-CONF.		7- 5	.58333	123	0- 1	31	9	42	.61709	38	11	11		
<hr/>														
TOTALS	RPI 1-25	RPI 26-50		W-L RECORDS		RPI 51-100		RPI 101-150		RPI 150+				
24- 8	1- 2	5- 5		OVERALL		3- 1		3- 0		12- 0				
9- 3	0- 0	1- 3		HOME		1- 0		1- 0		6- 0				
10- 3	0- 0	3- 2		AWAY		1- 1		1- 0		5- 0				
5- 2	1- 2	1- 0		NEUTRAL		1- 0		1- 0		1- 0				
7- 5	1- 2	2- 2		NON-CONFERENCE		1- 1		1- 0		2- 0				
2- 1	0- 0	1- 1		HOME		0- 0		0- 0		1- 0				
1- 2	0- 0	1- 1		AWAY		0- 1		0- 0		0- 0				
4- 2	1- 2	0- 0		NEUTRAL		1- 0		1- 0		1- 0				
17- 3	0- 0	3- 3		CONFERENCE		2- 0		2- 0		10- 0				
7- 2	0- 0	0- 2		HOME		1- 0		1- 0		5- 0				
9- 1	0- 0	2- 1		AWAY		1- 0		1- 0		5- 0				
1- 0	0- 0	1- 0		NEUTRAL		0- 0		0- 0		0- 0				
<hr/>														
RPI	S	Opponent	Score		RPI	S	Opponent	Score		RPI	S	Opponent	Score	
2	N	Texas	1	3	37	A	Iowa St.	0	3	63	A	UTSA	2	3
12	N	Creighton	3	2	40	H	Cincinnati	1	3	71	A	Southern Ill.	3	0
21	N	TCU	1	3	43	H	Marquette	3	0	71	H	Southern Ill.	3	0
					45	A	UNI	3	1	82	N	Texas St.	3	0
					45	A	UNI	1	3					
					45	H	UNI	0	3					
					46	A	Missouri St.	3	2					
					46	H	Missouri St.	1	3					
					46	N	Missouri St.	3	1					
					48	A	Colorado St.	3	0					
					LAST 10 GAMES									
					21	N	TCU	1	3	231	H	Indiana St.	3	0
					46	N	Missouri St.	3	1	130	H	Illinois St.	3	1
					45	A	UNI	3	1	162	A	Loyola Chicago	3	0
					256	A	Evansville	3	0	271	A	Bradley	3	0
					71	A	Southern Ill.	3	0	185	H	Drake	3	0

Non-Div. I Games:

Wichita St.

Average RPI Win:	144	WON-LOST RECORD	WINNING PCT. RANK	LAST 10 GAMES	STRENGTH OF SCHEDULE	OPP. STRENGTH OF SCHEDULE	TEAM RPI	ADJ RPI	CONF. RPI	ADJ CONF. RPI		
DIV. I ONLY		25- 9	.73529	43	8- 2	53	83	38	.61709	36	10	9
DIV. I NON-CONF.		10- 4	.71429	65	1- 1	9	77	19	.66718	19	6	6
<hr/>												
TOTALS	RPI 1-25	RPI 26-50		W-L RECORDS		RPI 51-100		RPI 101-150		RPI 150+		
25- 9	2- 4	4- 1		OVERALL		3- 3		2- 0		14- 1		
12- 4	2- 1	1- 1		HOME		2- 2		0- 0		7- 0		
9- 4	0- 2	1- 0		AWAY		1- 1		2- 0		5- 1		
4- 1	0- 1	2- 0		NEUTRAL		0- 0		0- 0		2- 0		
<hr/>												
10- 4	1- 3	2- 1		NON-CONFERENCE		2- 0		1- 0		4- 0		
4- 2	1- 1	0- 1		HOME		1- 0		0- 0		2- 0		
2- 1	0- 1	0- 0		AWAY		1- 0		1- 0		0- 0		
4- 1	0- 1	2- 0		NEUTRAL		0- 0		0- 0		2- 0		
<hr/>												
15- 5	1- 1	2- 0		CONFERENCE		1- 3		1- 0		10- 1		
8- 2	1- 0	1- 0		HOME		1- 2		0- 0		5- 0		
7- 3	0- 1	1- 0		AWAY		0- 1		1- 0		5- 1		
0- 0	0- 0	0- 0		NEUTRAL		0- 0		0- 0		0- 0		
<hr/>												
RPI S	Opponent	Score	RPI S	Opponent	Score	RPI S	Opponent	Score	RPI S	Opponent	Score	
9 H	North Carolina	3 2	33 N	Dayton	3 1	62 A	Duke	1 3	104 A	Miami (FL)	3 1	
11 N	Missouri	1 3	34 H	Coastal Caro.	1 3	62 H	Duke	0 3	115 A	Kennesaw St.	3 0	
14 H	Michigan	3 2	48 N	Colorado St.	3 2	64 H	North Carolina St.	3 2	156 H	Louisville	3 0	
16 H	Western Ky.	2 3	49 A	Georgia Tech	3 1	68 H	Notre Dame	0 3	160 N	CSU Bakersfield	3 0	
18 A	Florida St.	1 3	49 H	Georgia Tech	3 1	88 H	American	3 1	168 A	Virginia Tech	3 1	
22 A	Penn St.	1 3				97 A	UC Santa Barbara	3 1	168 H	Virginia Tech	3 0	
									170 N	Liberty	3 0	
									223 A	Syracuse	3 1	
									226 A	Clemson	3 0	
									226 H	Clemson	3 0	
									234 A	Wake Forest	1 3	
									234 H	Wake Forest	3 0	
									236 A	Boston College	3 0	
									238 A	Virginia	3 1	
									238 H	Virginia	3 0	
									241 H	Lehigh	3 0	
									254 H	Robert Morris	3 0	
<hr/>												
LAST 10 GAMES												
			22 A	Penn St.	1 3	223 A	Syracuse	3 1				
			33 N	Dayton	3 1	62 H	Duke	0 3				
			238 A	Virginia	3 1	234 H	Wake Forest	3 0				
			168 H	Virginia Tech	3 0	49 A	Georgia Tech	3 1				
			236 A	Boston College	3 0	226 A	Clemson	3 0				

Non-Div. I Games:

Pittsburgh

Average RPI Win:	118	WON-LOST RECORD	WINNING PCT. RANK	LAST 10 GAMES	STRENGTH OF SCHEDULE	OPP. STRENGTH OF SCHEDULE	TEAM RPI	ADJ RPI	CONF. RPI	ADJ CONF. RPI	
DIV. I ONLY		18- 11	.62069 97	8- 2	16	22	37	.61702 37	2	2	
DIV. I NON-CONF.		8- 5	.61538 108	0- 1	49	43	53	.59539 50	3	3	
<hr/>											
TOTALS	RPI 1-25	RPI 26-50		W-L RECORDS	RPI 51-100		RPI 101-150		RPI 150+		
18- 11	3- 7	3- 4		OVERALL	2- 0		4- 0		6- 0		
9- 4	2- 3	1- 1		HOME	1- 0		2- 0		3- 0		
7- 6	1- 4	1- 2		AWAY	1- 0		2- 0		2- 0		
2- 1	0- 0	1- 1		NEUTRAL	0- 0		0- 0		1- 0		
<hr/>											
8- 5	0- 2	2- 3		NON-CONFERENCE	2- 0		0- 0		4- 0		
4- 1	0- 1	1- 0		HOME	1- 0		0- 0		2- 0		
2- 3	0- 1	0- 2		AWAY	1- 0		0- 0		1- 0		
2- 1	0- 0	1- 1		NEUTRAL	0- 0		0- 0		1- 0		
<hr/>											
10- 6	3- 5	1- 1		CONFERENCE	0- 0		4- 0		2- 0		
5- 3	2- 2	0- 1		HOME	0- 0		2- 0		1- 0		
5- 3	1- 3	1- 0		AWAY	0- 0		2- 0		1- 0		
0- 0	0- 0	0- 0		NEUTRAL	0- 0		0- 0		0- 0		
<hr/>											
RPI S	Opponent	Score	RPI S	Opponent	Score	RPI S	Opponent	Score	RPI S	Opponent	Score
2 A	Texas	2 3	28 N	Purdue	0 3	70 H	Iowa	3 0	109 A	Oklahoma	3 1
2 H	Texas	3 2	35 H	Wichita St.	3 0	96 A	South Dakota	3 0	109 H	Oklahoma	3 0
3 A	Nebraska	0 3	39 A	Baylor	3 2				149 A	West Virginia	3 2
10 A	Kansas	2 3	39 H	Baylor	2 3				149 H	West Virginia	3 0
10 H	Kansas	1 3	43 A	Marquette	0 3				152 A	Texas Tech	3 2
12 H	Creighton	1 3	45 A	UNI	2 3				152 H	Texas Tech	3 0
19 A	Kansas St.	1 3	46 N	Missouri St.	3 0				203 H	North Dakota St.	3 0
19 H	Kansas St.	3 1							223 N	Syracuse	3 0
21 A	TCU	3 0							266 A	Omaha	3 0
21 H	TCU	2 3							276 H	Montana	3 0
<hr/>											
LAST 10 GAMES											
28 N Purdue 0 3					109 A Oklahoma 3 1						
109 H Oklahoma 3 0					152 A Texas Tech 3 2						
39 A Baylor 3 2					149 H West Virginia 3 0						
10 A Kansas 2 3					19 H Kansas St. 3 1						
2 H Texas 3 2					21 A TCU 3 0						

Non-Div. I Games:

Iowa St.

Average RPI Win:	98	WON-LOST RECORD	WINNING PCT. RANK	LAST 10 GAMES	STRENGTH OF SCHEDULE	OPP. STRENGTH OF SCHEDULE	TEAM RPI	ADJ RPI	CONF. RPI	ADJ CONF. RPI				
DIV. I ONLY		22- 12	.64706	81	5- 5	43	19	41	.61184	38	3	3		
DIV. I NON-CONF.		11- 3	.78571	38	1- 1	63	51	31	.62777	32	2	2		
<hr/>														
TOTALS	RPI 1-25	RPI 26-50		W-L RECORDS		RPI 51-100		RPI 101-150		RPI 150+				
22- 12	6- 5	2- 4		OVERALL		4- 1		4- 1		6- 1				
8- 5	2- 2	1- 1		HOME		0- 1		1- 1		4- 0				
7- 7	3- 3	0- 3		AWAY		2- 0		2- 0		0- 1				
7- 0	1- 0	1- 0		NEUTRAL		2- 0		1- 0		2- 0				
<hr/>														
11- 3	1- 1	1- 2		NON-CONFERENCE		3- 0		1- 0		5- 0				
3- 0	0- 0	0- 0		HOME		0- 0		0- 0		3- 0				
1- 3	0- 1	0- 2		AWAY		1- 0		0- 0		0- 0				
7- 0	1- 0	1- 0		NEUTRAL		2- 0		1- 0		2- 0				
<hr/>														
11- 9	5- 4	1- 2		CONFERENCE		1- 1		3- 1		1- 1				
5- 5	2- 2	1- 1		HOME		0- 1		1- 1		1- 0				
6- 4	3- 2	0- 1		AWAY		1- 0		2- 0		0- 1				
0- 0	0- 0	0- 0		NEUTRAL		0- 0		0- 0		0- 0				
<hr/>														
RPI	S	Opponent	Score		RPI	S	Opponent	Score		RPI	S	Opponent	Score	
4	A	Wisconsin	0	3	28	A	Purdue	1	3	69	A	Long Beach St.	3	0
5	A	Stanford	0	3	31	A	Utah	2	3	76	N	Wyoming	3	1
5	H	Stanford	3	2	31	H	Utah	2	3	78	A	Colorado	3	0
6	A	Washington	3	1	39	A	Baylor	2	3	78	H	Colorado	2	3
6	H	Washington	0	3	43	N	Marquette	3	1	94	N	Northeastern	3	0
8	A	UCLA	3	2	44	H	Southern California	3	2					
20	N	Kentucky	3	0										
23	A	Arizona	3	0										
23	H	Arizona	3	2										
24	A	Oregon	0	3										
24	H	Oregon	2	3										
<hr/>														
LAST 10 GAMES														
4	A	Wisconsin	0	3	31	A	Utah	2	3					
43	N	Marquette	3	1	23	H	Arizona	3	2					
6	H	Washington	0	3	114	H	Arizona St.	3	1					
44	H	Southern California	3	2	24	H	Oregon	2	3					
78	A	Colorado	3	0	123	H	Oregon St.	1	3					

Non-Div. I Games:

Washington St.

Average RPI Win: 128		WON-LOST	WINNING	LAST 10	STRENGTH OF		OPP. STRENGTH	TEAM	ADJ		CONF.	ADJ CONF.
Average RPI Loss: 33		RECORD	PCT. RANK	GAMES	SCHEDULE		OF SCHEDULE	RPI	RPI		RPI	RPI
DIV. I ONLY		22- 12	.64706	81	28		35	40	.60859		2	2
DIV. I NON-CONF.		13- 5	.72222	64	66		89	45	.60618		3	3
TOTALS		RPI 1-25	RPI 26-50		W-L RECORDS		RPI 51-100		RPI 101-150		RPI 150+	
22- 12		3- 8	2- 2		OVERALL		2- 1		5- 1		10- 0	
11- 4		2- 2	1- 1		HOME		1- 0		3- 1		4- 0	
8- 7		0- 6	1- 0		AWAY		1- 1		2- 0		4- 0	
3- 1		1- 0	0- 1		NEUTRAL		0- 0		0- 0		2- 0	
13- 5		1- 2	1- 1		NON-CONFERENCE		2- 1		1- 1		8- 0	
6- 1		0- 0	1- 0		HOME		1- 0		1- 1		3- 0	
4- 3		0- 2	0- 0		AWAY		1- 1		0- 0		3- 0	
3- 1		1- 0	0- 1		NEUTRAL		0- 0		0- 0		2- 0	
9- 7		2- 6	1- 1		CONFERENCE		0- 0		4- 0		2- 0	
5- 3		2- 2	0- 1		HOME		0- 0		2- 0		1- 0	
4- 4		0- 4	1- 0		AWAY		0- 0		2- 0		1- 0	
0- 0		0- 0	0- 0		NEUTRAL		0- 0		0- 0		0- 0	
RPI S	Opponent	Score	RPI S	Opponent	Score	RPI S	Opponent	Score	RPI S	Opponent	Score	
2 A	Texas	0 3	37 A	Iowa St.	3 2	60 H	A&M-Corpus Christi	3 1	106 H	Col. of Charleston	3 0	
2 H	Texas	1 3	37 H	Iowa St.	2 3	82 A	Texas St.	3 1	109 A	Oklahoma	3 2	
8 A	UCLA	0 3	38 H	Washington St.	3 2	97 A	UC Santa Barbara	0 3	109 H	Oklahoma	3 1	
10 A	Kansas	1 3	48 N	Colorado St.	1 3				122 H	UTRGV	1 3	
10 H	Kansas	2 3							149 A	West Virginia	3 1	
17 N	San Diego	3 2							149 H	West Virginia	3 0	
18 A	Florida St.	2 3							152 A	Texas Tech	3 1	
19 A	Kansas St.	1 3							152 H	Texas Tech	3 0	
19 H	Kansas St.	3 0							153 A	LSU	3 0	
21 A	TCU	2 3							160 N	CSU Bakersfield	3 0	
21 H	TCU	3 0							169 A	SFA	3 1	
									187 H	North Texas	3 1	
									205 A	Florida A&M	3 0	
									208 N	Little Rock	3 0	
									238 H	Virginia	3 0	
									306 H	Prairie View	3 0	
LAST 10 GAMES												
8 A	UCLA	0 3	21 A	TCU	2 3							
17 N	San Diego	3 2	149 H	West Virginia	3 0							
10 H	Kansas	2 3	2 A	Texas	0 3							
37 H	Iowa St.	2 3	152 A	Texas Tech	3 1							
109 A	Oklahoma	3 2	19 A	Kansas St.	1 3							

Non-Div. I Games:

Baylor

Average RPI Win:		143	WON-LOST RECORD		WINNING PCT. RANK	LAST 10 GAMES	STRENGTH OF SCHEDULE		OPP. STRENGTH OF SCHEDULE	TEAM RPI	ADJ RPI	CONF. RPI	ADJ CONF. RPI
Average RPI Loss:		44											
DIV. I ONLY		22- 10			.6875 67	8- 2	36		73	39	.60792 40	6	6
DIV. I NON-CONF.		5- 7			.41667 211	0- 1	57		60	114	.5373 107	9	9
TOTALS		RPI 1-25	RPI 26-50		W-L RECORDS		RPI 51-100		RPI 101-150		RPI 150+		
22- 10		1- 4	2- 3		OVERALL		5- 3		4- 0		10- 0		
9- 3		1- 0	0- 2		HOME		2- 1		2- 0		4- 0		
10- 3		0- 2	2- 0		AWAY		3- 1		2- 0		3- 0		
3- 4		0- 2	0- 1		NEUTRAL		0- 1		0- 0		3- 0		
5- 7		0- 3	1- 2		NON-CONFERENCE		0- 2		0- 0		4- 0		
1- 1		0- 0	0- 1		HOME		0- 0		0- 0		1- 0		
1- 2		0- 1	1- 0		AWAY		0- 1		0- 0		0- 0		
3- 4		0- 2	0- 1		NEUTRAL		0- 1		0- 0		3- 0		
17- 3		1- 1	1- 1		CONFERENCE		5- 1		4- 0		6- 0		
8- 2		1- 0	0- 1		HOME		2- 1		2- 0		3- 0		
9- 1		0- 1	1- 0		AWAY		3- 0		2- 0		3- 0		
0- 0		0- 0	0- 0		NEUTRAL		0- 0		0- 0		0- 0		
RPI S	Opponent	Score	RPI S	Opponent	Score	RPI S	Opponent	Score	RPI S	Opponent	Score		
15 N	Michigan St.	0 3	35 A	Wichita St.	3 1	61 A	UCF	3 2	113 A	South Fla.	3 0		
16 A	Western Ky.	0 3	42 H	Miami (OH)	0 3	61 H	UCF	3 1	113 H	South Fla.	3 0		
18 N	Florida St.	1 3	43 N	Marquette	1 3	71 N	Southern Ill.	2 3	125 A	UConn	3 0		
25 A	SMU	2 3	47 A	Temple	3 2	75 A	Tulsa	3 2	125 H	UConn	3 2		
25 H	SMU	3 0	47 H	Temple	0 3	75 H	Tulsa	1 3	171 A	Memphis	3 1		
						86 A	Tennessee	1 3	171 H	Memphis	3 0		
						90 A	Tulane	3 2	190 N	IUPUI	3 0		
						90 H	Tulane	3 0	192 A	East Carolina	3 0		
									192 H	East Carolina	3 0		
									217 H	Furman	3 0		
									245 A	Houston	3 0		
									245 H	Houston	3 0		
									278 N	Middle Tenn.	3 1		
									286 N	La.-Monroe	3 0		
			LAST 10 GAMES										
	18 N	Florida St.	1 3		125 A	UConn	3 0						
	171 A	Memphis	3 1		47 A	Temple	3 2						
	192 H	East Carolina	3 0		75 H	Tulsa	1 3						
	245 H	Houston	3 0		25 H	SMU	3 0						
	90 H	Tulane	3 0		113 A	South Fla.	3 0						

Non-Div. I Games:

Cincinnati

Average RPI Win:		150	WON-LOST RECORD		WINNING PCT. RANK		LAST 10 GAMES		STRENGTH OF SCHEDULE		OPP. STRENGTH OF SCHEDULE		TEAM RPI		ADJ RPI		CONF. RPI		ADJ CONF. RPI				
DIV. I ONLY			25- 6		.80645		18		88		93		36		.60717		41		11				
DIV. I NON-CONF.			9- 4		.69231		72		101		44		61		.58032		61		13				
TOTALS		RPI 1-25		RPI 26-50		W-L RECORDS		RPI 51-100		RPI 101-150		RPI 150+											
25- 6		0- 1		1- 1		OVERALL		4- 3		8- 1		12- 0											
11- 2		0- 0		0- 1		HOME		3- 0		3- 1		5- 0											
8- 3		0- 0		1- 0		AWAY		0- 3		3- 0		4- 0											
6- 1		0- 1		0- 0		NEUTRAL		1- 0		2- 0		3- 0											
9- 4		0- 1		1- 1		NON-CONFERENCE		2- 2		2- 0		4- 0											
2- 1		0- 0		0- 1		HOME		1- 0		0- 0		1- 0											
1- 2		0- 0		1- 0		AWAY		0- 2		0- 0		0- 0											
6- 1		0- 1		0- 0		NEUTRAL		1- 0		2- 0		3- 0											
16- 2		0- 0		0- 0		CONFERENCE		2- 1		6- 1		8- 0											
9- 1		0- 0		0- 0		HOME		2- 0		3- 1		4- 0											
7- 1		0- 0		0- 0		AWAY		0- 1		3- 0		4- 0											
0- 0		0- 0		0- 0		NEUTRAL		0- 0		0- 0		0- 0											
RPI	S	Opponent		Score		RPI	S	Opponent		Score		RPI	S	Opponent		Score		RPI	S	Opponent		Score	
23	N	Arizona		0	3	26	H	Boise St.		1	3	55	N	Arkansas St.		3	1	107	A	Northern Ky.		3	2
						47	A	Temple		3	2	67	A	Indiana		0	3	107	H	Northern Ky.		3	0
												68	A	Notre Dame		0	3	119	A	Oakland		3	0
												74	A	Green Bay		2	3	119	H	Oakland		3	2
												74	H	Green Bay		3	2	119	H	Oakland		2	3
												74	H	Green Bay		3	0	135	N	New Hampshire		3	1
												86	H	Tennessee		3	2	140	N	Seton Hall		3	0
																		148	A	Milwaukee		3	2
																		148	H	Milwaukee		3	2
																		181	A	Ill.-Chicago		3	1
																		181	H	Ill.-Chicago		3	0
																		184	A	Valparaiso		3	1
																		184	H	Valparaiso		3	0
																		190	N	IUPUI		3	1
																		191	N	Western Mich.		3	1
																		197	A	Wright St.		3	0
																		197	H	Wright St.		3	0
																		212	N	Rutgers		3	0
																		216	A	Youngstown St.		3	0
																		216	H	Youngstown St.		3	0
																		251	H	Eastern Mich.		3	0
						LAST 10 GAMES																	
						23	N	Arizona		0	3	216	H	Youngstown St.		3	0						
						74	H	Green Bay		3	2	119	A	Oakland		3	0						
						119	H	Oakland		3	2	107	H	Northern Ky.		3	0						
						197	H	Wright St.		3	0	184	H	Valparaiso		3	0						
						74	A	Green Bay		2	3	148	A	Milwaukee		3	2						

Non-Div. I Games:

Cleveland St.

Average RPI Win:		167	WON-LOST RECORD		WINNING PCT. RANK		LAST 10 GAMES		STRENGTH OF SCHEDULE		OPP. STRENGTH OF SCHEDULE		TEAM RPI		ADJ RPI		CONF. RPI		ADJ CONF. RPI	
DIV. I ONLY			24- 7		.77419 30		7- 3		82		124		42		.60249 42		15		15	
DIV. I NON-CONF.			8- 5		.61538 108		0- 1		42		21		49		.60573 45		15		15	
TOTALS		RPI 1-25		RPI 26-50		W-L RECORDS		RPI 51-100		RPI 101-150		RPI 150+								
24- 7		1- 2		1- 2		OVERALL		3- 1		7- 1		12- 1								
10- 0		0- 0		0- 0		HOME		2- 0		3- 0		5- 0								
10- 4		1- 1		1- 1		AWAY		0- 1		3- 0		5- 1								
4- 3		0- 1		0- 1		NEUTRAL		1- 0		1- 1		2- 0								
8- 5		1- 2		1- 2		NON-CONFERENCE		2- 0		1- 1		3- 0								
2- 0		0- 0		0- 0		HOME		1- 0		0- 0		1- 0								
3- 2		1- 1		1- 1		AWAY		0- 0		1- 0		0- 0								
3- 3		0- 1		0- 1		NEUTRAL		1- 0		0- 1		2- 0								
16- 2		0- 0		0- 0		CONFERENCE		1- 1		6- 0		9- 1								
8- 0		0- 0		0- 0		HOME		1- 0		3- 0		4- 0								
7- 2		0- 0		0- 0		AWAY		0- 1		2- 0		5- 1								
1- 0		0- 0		0- 0		NEUTRAL		0- 0		1- 0		0- 0								
RPI	S	Opponent		Score		RPI	S	Opponent		Score		RPI	S	Opponent		Score				
11	A	Missouri		3	2	33	A	Dayton		1	3	51	A	Northern Ill.		0	3			
14	A	Michigan		0	3	40	A	Cincinnati		3	0	51	H	Northern Ill.		3	0			
24	N	Oregon		1	3	45	N	UNI		0	3	59	H	Xavier		3	1			
												81	N	Saint Louis		3	2			
														116 A Auburn		3	2			
														120 A Bowling Green		3	0			
														120 H Bowling Green		3	0			
														120 N Bowling Green		3	1			
														130 N Illinois St.		2	3			
														134 A Ohio		3	0			
														134 H Ohio		3	0			
														145 H Toledo		3	0			
														171 N Memphis		3	0			
														191 A Western Mich.		3	0			
														200 A Kent St.		2	3			
														200 H Kent St.		3	0			
														210 H Ball St.		3	0			
														217 H Furman		3	0			
														219 A Central Mich.		3	0			
														224 N Jacksonville		3	0			
														251 A Eastern Mich.		3	1			
														290 A Akron		3	1			
														290 H Akron		3	0			
														307 A Buffalo		3	0			
														307 H Buffalo		3	0			
LAST 10 GAMES																				
						24	N	Oregon		1	3	200	A	Kent St.		2	3			
						51	A	Northern Ill.		0	3	134	A	Ohio		3	0			
						120	N	Bowling Green		3	1	51	H	Northern Ill.		3	0			
						307	H	Buffalo		3	0	120	H	Bowling Green		3	0			
						290	H	Akron		3	0	210	H	Ball St.		3	0			

Non-Div. I Games:

Miami (OH)

Marquette

Average RPI Win:	94	WON-LOST RECORD	WINNING PCT. RANK	LAST 10 GAMES	STRENGTH OF SCHEDULE	OPP. STRENGTH OF SCHEDULE	TEAM RPI	ADJ RPI	CONF. RPI	ADJ CONF. RPI		
DIV. I ONLY		18- 14	.5625	131	4- 6	24	8	50	.59754	44	3	3
DIV. I NON-CONF.		8- 4	.66667	82	0- 1	39	29	36	.62493	33	2	2
<hr/>												
TOTALS	RPI 1-25	RPI 26-50		W-L RECORDS		RPI 51-100		RPI 101-150		RPI 150+		
18- 14	3- 8	2- 4		OVERALL		3- 0		8- 1		2- 1		
9- 9	2- 5	1- 2		HOME		1- 0		4- 1		1- 1		
7- 4	1- 3	1- 1		AWAY		2- 0		2- 0		1- 0		
2- 1	0- 0	0- 1		NEUTRAL		0- 0		2- 0		0- 0		
<hr/>												
8- 4	2- 0	1- 2		NON-CONFERENCE		1- 0		4- 1		0- 1		
5- 3	2- 0	1- 1		HOME		0- 0		2- 1		0- 1		
1- 0	0- 0	0- 0		AWAY		1- 0		0- 0		0- 0		
2- 1	0- 0	0- 1		NEUTRAL		0- 0		2- 0		0- 0		
<hr/>												
10- 10	1- 8	1- 2		CONFERENCE		2- 0		4- 0		2- 0		
4- 6	0- 5	0- 1		HOME		1- 0		2- 0		1- 0		
6- 4	1- 3	1- 1		AWAY		1- 0		2- 0		1- 0		
0- 0	0- 0	0- 0		NEUTRAL		0- 0		0- 0		0- 0		
<hr/>												
RPI S	Opponent	Score	RPI S	Opponent	Score	RPI S	Opponent	Score	RPI S	Opponent	Score	
5 A	Stanford	1 3	27 N	Hawaii	2 3	66 A	Rice	3 1	109 H	Oklahoma	3 0	
5 H	Stanford	0 3	31 A	Utah	3 2	78 A	Colorado	3 1	114 A	Arizona St.	3 0	
6 H	Washington	0 3	31 H	Utah	1 3	78 H	Colorado	3 0	114 H	Arizona St.	3 1	
8 A	UCLA	2 3	38 A	Washington St.	2 3				119 N	Oakland	3 0	
8 H	UCLA	1 3	43 H	Marquette	1 3				123 A	Oregon St.	3 0	
12 H	Creighton	3 2	45 H	UNI	3 1				123 H	Oregon St.	3 2	
20 H	Kentucky	3 0							126 H	Santa Clara	1 3	
23 A	Arizona	2 3							136 N	Sam Houston St.	3 0	
23 H	Arizona	0 3							141 H	Maryland	3 0	
24 A	Oregon	3 1							164 H	UC Irvine	0 3	
24 H	Oregon	1 3							175 A	California	3 0	
									175 H	California	3 0	
<hr/>												
			LAST 10 GAMES									
			27 N	Hawaii	2 3	175 A	California	3 0				
			8 A	UCLA	2 3	5 A	Stanford	1 3				
			38 A	Washington St.	2 3	114 A	Arizona St.	3 0				
			24 H	Oregon	1 3	23 A	Arizona	2 3				
			123 H	Oregon St.	3 2	78 H	Colorado	3 0				

Non-Div. I Games:

Southern California

UNI				Through Games Of Dec. 17, 2016									
Average RPI Win:	160	WON-LOST	WINNING	LAST 10	STRENGTH OF	OPP. STRENGTH	TEAM	ADJ	CONF.	ADJ CONF.			
Average RPI Loss:	42	RECORD	PCT. RANK	GAMES	SCHEDULE	OF SCHEDULE	RPI	RPI	RPI	RPI			
DIV. I ONLY	24- 10	.70588	58	7- 3	79	74	49	.59611	45	13	13		
DIV. I NON-CONF.	9- 5	.64286	96	0- 1	52	18	48	.60753	43	11	11		
<hr/>													
TOTALS	RPI 1-25	RPI 26-50		W-L RECORDS		RPI 51-100		RPI 101-150		RPI 150+			
24- 10	1- 4	4- 4		OVERALL		2- 1		1- 1		16- 0			
12- 3	0- 0	2- 2		HOME		1- 0		0- 1		9- 0			
8- 5	0- 2	1- 2		AWAY		0- 1		1- 0		6- 0			
4- 2	1- 2	1- 0		NEUTRAL		1- 0		0- 0		1- 0			
<hr/>													
9- 5	1- 4	2- 1		NON-CONFERENCE		1- 0		0- 0		5- 0			
4- 0	0- 0	1- 0		HOME		0- 0		0- 0		3- 0			
1- 3	0- 2	0- 1		AWAY		0- 0		0- 0		1- 0			
4- 2	1- 2	1- 0		NEUTRAL		1- 0		0- 0		1- 0			
<hr/>													
15- 5	0- 0	2- 3		CONFERENCE		1- 1		1- 1		11- 0			
8- 3	0- 0	1- 2		HOME		1- 0		0- 1		6- 0			
7- 2	0- 0	1- 1		AWAY		0- 1		1- 0		5- 0			
0- 0	0- 0	0- 0		NEUTRAL		0- 0		0- 0		0- 0			
<hr/>													
RPI S	Opponent	Score		RPI S	Opponent	Score		RPI S	Opponent	Score			
10 A	Kansas	0	3	35 A	Wichita St.	3	0	71 A	Southern Ill.	2	3		
12 N	Creighton	0	3	35 H	Wichita St.	1	3	71 H	Southern Ill.	3	1		
12 N	Creighton	2	3	35 H	Wichita St.	3	1	81 N	Saint Louis	3	0		
14 A	Michigan	0	3	37 H	Iowa St.	3	2		Northwestern	3	0		
20 N	Kentucky	3	0	42 N	Miami (OH)	3	0		162 A Loyola Chicago	3	2		
				44 A	Southern California	1	3		162 H Loyola Chicago	3	0		
				46 A	Missouri St.	1	3		162 H Loyola Chicago	3	0		
				46 H	Missouri St.	2	3		173 A UMKC	3	1		
									185 A Drake	3	0		
									185 H Drake	3	0		
									203 H North Dakota St.	3	0		
									223 H Syracuse	3	0		
									231 A Indiana St.	3	0		
									231 H Indiana St.	3	1		
									256 A Evansville	3	0		
									256 H Evansville	3	0		
									266 N Omaha	3	0		
									271 A Bradley	3	0		
									271 H Bradley	3	0		
<hr/>													
LAST 10 GAMES													
				12 N	Creighton	2	3	271 H	Bradley	3	0		
				35 H	Wichita St.	1	3	162 H	Loyola Chicago	3	0		
				162 H	Loyola Chicago	3	0	185 H	Drake	3	0		
				231 A	Indiana St.	3	0	46 A	Missouri St.	1	3		
				130 A	Illinois St.	3	1	35 A	Wichita St.	3	0		

Non-Div. I Games:

UNI

Average RPI Win:		158	WON-LOST RECORD		WINNING PCT. RANK		LAST 10 GAMES		STRENGTH OF SCHEDULE		OPP. STRENGTH OF SCHEDULE		TEAM RPI	ADJ RPI		CONF. RPI	ADJ CONF. RPI
DIV. I ONLY			26- 9	.74286	40	8- 2			99	77	47	.59567	46	13	13		
DIV. I NON-CONF.			9- 6	.6	115	0- 1			91	26	75	.57018	72	11	11		
TOTALS		RPI 1-25		RPI 26-50		W-L RECORDS		RPI 51-100		RPI 101-150		RPI 150+					
26- 9		0- 1		4- 6		OVERALL		4- 2		4- 0		14- 0					
11- 2		0- 0		2- 1		HOME		0- 1		1- 0		8- 0					
11- 2		0- 0		2- 2		AWAY		3- 0		1- 0		5- 0					
4- 5		0- 1		0- 3		NEUTRAL		1- 1		2- 0		1- 0					
9- 6		0- 1		1- 4		NON-CONFERENCE		3- 1		1- 0		4- 0					
4- 0		0- 0		1- 0		HOME		0- 0		0- 0		3- 0					
2- 2		0- 0		0- 2		AWAY		2- 0		0- 0		0- 0					
3- 4		0- 1		0- 2		NEUTRAL		1- 1		1- 0		1- 0					
17- 3		0- 0		3- 2		CONFERENCE		1- 1		3- 0		10- 0					
7- 2		0- 0		1- 1		HOME		0- 1		1- 0		5- 0					
9- 0		0- 0		2- 0		AWAY		1- 0		1- 0		5- 0					
1- 1		0- 0		0- 1		NEUTRAL		0- 0		1- 0		0- 0					
RPI	S	Opponent		Score		RPI	S	Opponent		Score		RPI	S	Opponent		Score	
8	N	UCLA		1 3		27	A	Hawaii		0 3		55	A	Arkansas St.		3 1	
						29	H	Ohio St.		3 2		56	A	Illinois		3 2	
						29	N	Ohio St.		0 3		59	N	Xavier		2 3	
						35	A	Wichita St.		3 1		71	A	Southern Ill.		3 2	
						35	H	Wichita St.		2 3		71	H	Southern Ill.		2 3	
						35	N	Wichita St.		1 3		85	N	Pacific		3 0	
						37	N	Iowa St.		0 3							
						43	A	Marquette		1 3							
						45	A	UNI		3 2							
						45	H	UNI		3 1							
						LAST 10 GAMES											
						29	N	Ohio St.		0 3		130	H	Illinois St.		3 1	
						35	N	Wichita St.		1 3		231	H	Indiana St.		3 0	
						130	N	Illinois St.		3 2		162	A	Loyola Chicago		3 0	
						71	A	Southern Ill.		3 2		271	A	Bradley		3 0	
						256	A	Evansville		3 0		45	H	UNI		3 1	

Non-Div. I Games:

Missouri St.

Temple

Temple

Temple

Average RPI Win:		138	WON-LOST RECORD		WINNING PCT. RANK		LAST 10 GAMES		STRENGTH OF SCHEDULE		OPP. STRENGTH OF SCHEDULE		TEAM RPI		ADJ RPI		CONF. RPI		ADJ CONF. RPI				
DIV. I ONLY			21- 9		.7 60		7- 3		63		68		46		.59446 48		7 7						
DIV. I NON-CONF.			6- 6		.5 167		0- 1		100		61		117		.5314 118		7 7						
TOTALS		RPI 1-25		RPI 26-50		W-L RECORDS		RPI 51-100		RPI 101-150		RPI 150+											
21- 9		0- 2		3- 3		OVERALL		5- 3		7- 0		6- 1											
12- 2		0- 1		1- 1		HOME		3- 0		3- 0		5- 0											
7- 5		0- 0		1- 1		AWAY		2- 3		4- 0		0- 1											
2- 2		0- 1		1- 1		NEUTRAL		0- 0		0- 0		1- 0											
6- 6		0- 2		1- 2		NON-CONFERENCE		0- 2		1- 0		4- 0											
3- 2		0- 1		0- 1		HOME		0- 0		0- 0		3- 0											
1- 2		0- 0		0- 0		AWAY		0- 2		1- 0		0- 0											
2- 2		0- 1		1- 1		NEUTRAL		0- 0		0- 0		1- 0											
15- 3		0- 0		2- 1		CONFERENCE		5- 1		6- 0		2- 1											
9- 0		0- 0		1- 0		HOME		3- 0		3- 0		2- 0											
6- 3		0- 0		1- 1		AWAY		2- 1		3- 0		0- 1											
0- 0		0- 0		0- 0		NEUTRAL		0- 0		0- 0		0- 0											
RPI	S	Opponent		Score		RPI	S	Opponent		Score		RPI	S	Opponent		Score							
2	H	Texas		0 3		26	A	Boise St.		2 3		76	A	Wyoming		1 3		128	A	Fresno St.		3 0	
20	N	Kentucky		1 3		30	A	UNLV		3 1		76	H	Wyoming		3 2		128	H	Fresno St.		3 1	
						30	H	UNLV		3 2		78	A	Colorado		1 3		132	A	New Mexico		3 0	
						35	H	Wichita St.		0 3		83	A	San Diego St.		3 2		132	H	New Mexico		3 2	
						36	N	Pittsburgh		2 3		83	H	San Diego St.		3 0		139	A	Utah St.		3 0	
						39	N	Baylor		3 1		84	A	Nevada		3 0		139	H	Utah St.		3 0	
												84	H	Nevada		3 0		142	A	Northern Colo.		3 1	
												97	A	UC Santa Barbara		0 3		167	H	St. Mary's (CA)		3 0	
																		195	A	San Jose St.		2 3	
																		195	H	San Jose St.		3 0	
																		203	H	North Dakota St.		3 0	
																		253	H	Air Force		3 0	
																		312	N	Chicago St.		3 0	
																		324	H	New Orleans		3 0	
LAST 10 GAMES																							
						20	N	Kentucky		1 3		83	A	San Diego St.		3 2							
						76	H	Wyoming		3 2		132	H	New Mexico		3 2							
						253	H	Air Force		3 0		30	H	UNLV		3 2							
						26	A	Boise St.		2 3		139	H	Utah St.		3 0							
						84	A	Nevada		3 0		76	A	Wyoming		1 3							

Non-Div. I Games:

Colorado St.

Average RPI Win: 159		WON-LOST	WINNING	LAST 10	STRENGTH OF		OPP. STRENGTH	TEAM	ADJ	CONF.	ADJ CONF.
Average RPI Loss: 22		RECORD	PCT. RANK	GAMES	SCHEDULE		OF SCHEDULE	RPI	RPI	RPI	RPI
DIV. I ONLY		24- 8	.75	35	7- 3		96	64	43	.59385	49
DIV. I NON-CONF.		9- 3	.75	47	0- 0		58	66	37	.61632	39
TOTALS		RPI 1-25	RPI 26-50		W-L RECORDS		RPI 51-100		RPI 101-150		RPI 150+
24- 8		0- 5	1- 3		OVERALL		5- 0		3- 0		15- 0
11- 2		0- 1	0- 1		HOME		2- 0		1- 0		8- 0
9- 5		0- 3	1- 2		AWAY		2- 0		2- 0		4- 0
4- 1		0- 1	0- 0		NEUTRAL		1- 0		0- 0		3- 0
9- 3		0- 2	1- 1		NON-CONFERENCE		1- 0		2- 0		5- 0
3- 0		0- 0	0- 0		HOME		0- 0		1- 0		2- 0
2- 2		0- 1	1- 1		AWAY		0- 0		1- 0		0- 0
4- 1		0- 1	0- 0		NEUTRAL		1- 0		0- 0		3- 0
15- 5		0- 3	0- 2		CONFERENCE		4- 0		1- 0		10- 0
8- 2		0- 1	0- 1		HOME		2- 0		0- 0		6- 0
7- 3		0- 2	0- 1		AWAY		2- 0		1- 0		4- 0
0- 0		0- 0	0- 0		NEUTRAL		0- 0		0- 0		0- 0
RPI S	Opponent	Score	RPI S	Opponent	Score	RPI S	Opponent	Score	RPI S	Opponent	Score
9 A	North Carolina	2 3	34 A	Coastal Caro.	1 3	62 A	Duke	3 1	104 A	Miami (FL)	3 2
9 H	North Carolina	0 3	34 A	Coastal Caro.	3 2	64 A	North Carolina St.	3 2	115 H	Kennesaw St.	3 2
14 N	Michigan	1 3	36 A	Pittsburgh	1 3	64 H	North Carolina St.	3 0	116 A	Auburn	3 1
18 A	Florida St.	2 3	36 H	Pittsburgh	1 3	68 H	Notre Dame	3 0	156 H	Louisville	3 1
19 A	Kansas St.	2 3				85 N	Pacific	3 1	158 N	North Florida	3 0
									168 A	Virginia Tech	3 1
									168 H	Virginia Tech	3 0
									188 N	Tennessee St.	3 0
									189 H	Georgia	3 0
									217 N	Furman	3 0
									223 H	Syracuse	3 0
									226 A	Clemson	3 0
									226 H	Clemson	3 0
									234 A	Wake Forest	3 2
									236 H	Boston College	3 1
									238 A	Virginia	3 0
									238 H	Virginia	3 0
									249 H	Georgia St.	3 0
LAST 10 GAMES											
	18 A	Florida St.	2 3		64 A	North Carolina St.	3 2				
	104 A	Miami (FL)	3 2		36 H	Pittsburgh	1 3				
	68 H	Notre Dame	3 0		168 H	Virginia Tech	3 0				
	156 H	Louisville	3 1		238 H	Virginia	3 0				
	9 A	North Carolina	2 3		226 H	Clemson	3 0				

Non-Div. I Games:

Georgia Tech

Average RPI Win:		163	WON-LOST RECORD		WINNING PCT. RANK		LAST 10 GAMES		STRENGTH OF SCHEDULE		OPP. STRENGTH OF SCHEDULE		TEAM RPI		ADJ RPI		CONF. RPI		ADJ CONF. RPI		
Average RPI Loss:		71																			
DIV. I ONLY			21- 11		.65625 77		9- 1		32		134		48		.58708 50		8		8		
DIV. I NON-CONF.			8- 6		.57143 132		0- 1		61		210		86		.55585 87		12		12		
TOTALS		RPI 1-25		RPI 26-50		W-L RECORDS		RPI 51-100		RPI 101-150		RPI 150+									
21- 11		0- 1		0- 1		OVERALL		6- 7		3- 2		12- 0									
10- 2		0- 1		0- 0		HOME		4- 0		1- 1		5- 0									
6- 5		0- 0		0- 0		AWAY		0- 4		2- 1		4- 0									
5- 4		0- 0		0- 1		NEUTRAL		2- 3		0- 0		3- 0									
8- 6		0- 1		0- 1		NON-CONFERENCE		0- 3		0- 1		8- 0									
3- 1		0- 1		0- 0		HOME		0- 0		0- 0		3- 0									
2- 1		0- 0		0- 0		AWAY		0- 0		0- 1		2- 0									
3- 4		0- 0		0- 1		NEUTRAL		0- 3		0- 0		3- 0									
13- 5		0- 0		0- 0		CONFERENCE		6- 4		3- 1		4- 0									
7- 1		0- 0		0- 0		HOME		4- 0		1- 1		2- 0									
4- 4		0- 0		0- 0		AWAY		0- 4		2- 0		2- 0									
2- 0		0- 0		0- 0		NEUTRAL		2- 0		0- 0		0- 0									
RPI	S	Opponent		Score		RPI	S	Opponent		Score		RPI	S	Opponent		Score					
6	H	Washington		0 3		34	N	Coastal Caro.		2 3		51	N	Northern Ill.		0 3		104	A	UNCW	3 2
												57	A	Hofstra		0 3		104	H	UNCW	3 1
												57	H	Hofstra		3 1		106	A	Col. of Charleston	3 2
												72	N	Villanova		0 3		106	H	Col. of Charleston	1 3
												73	A	Towson		0 3		118	A	Fairfield	1 3
												73	H	Towson		3 2		161	N	Sacred Heart	3 1
												73	N	Towson		3 0		172	N	Colgate	3 0
												86	N	Tennessee		0 3		183	A	Elon	3 1
												87	A	Delaware		2 3		183	H	Elon	3 1
												87	H	Delaware		3 1		201	A	Cornell	3 0
												87	N	Delaware		3 0		225	N	Marist	3 1
												94	A	Northeastern		1 3		229	A	William & Mary	3 1
												94	H	Northeastern		3 1		229	H	William & Mary	3 0
																		230	A	George Washington	3 1
																		249	H	Georgia St.	3 1
																		258	H	Holy Cross	3 0
																		322	H	N.C. Central	3 0
LAST 10 GAMES																					
						34	N	Coastal Caro.		2 3		104	A	UNCW		3 2					
						87	N	Delaware		3 0		106	A	Col. of Charleston		3 2					
						73	N	Towson		3 0		229	A	William & Mary		3 1					
						73	H	Towson		3 2		57	H	Hofstra		3 1					
						87	H	Delaware		3 1		183	H	Elon		3 1					

Non-Div. I Games:

James Madison

Average RPI Win:		188	WON-LOST RECORD		WINNING PCT. RANK		LAST 10 GAMES		STRENGTH OF SCHEDULE		OPP. STRENGTH OF SCHEDULE		TEAM RPI		ADJ RPI		CONF. RPI		ADJ CONF. RPI	
DIV. I ONLY			25- 6		.80645 18		7- 2		155		127		51		.5851 51		15		15	
DIV. I NON-CONF.			8- 5		.61538 108		0- 1		104		69		87		.55707 85		15		15	
TOTALS		RPI 1-25		RPI 26-50		W-L RECORDS		RPI 51-100		RPI 101-150		RPI 150+								
25- 6		0- 2		2- 2		OVERALL		1- 1		6- 1		16- 0								
12- 1		0- 0		1- 0		HOME		0- 1		4- 0		7- 0								
9- 3		0- 1		0- 2		AWAY		0- 0		2- 0		7- 0								
4- 2		0- 1		1- 0		NEUTRAL		1- 0		0- 1		2- 0								
8- 5		0- 2		1- 1		NON-CONFERENCE		1- 1		1- 1		5- 0								
2- 1		0- 0		0- 0		HOME		0- 1		1- 0		1- 0								
2- 2		0- 1		0- 1		AWAY		0- 0		0- 0		2- 0								
4- 2		0- 1		1- 0		NEUTRAL		1- 0		0- 1		2- 0								
17- 1		0- 0		1- 1		CONFERENCE		0- 0		5- 0		11- 0								
10- 0		0- 0		1- 0		HOME		0- 0		3- 0		6- 0								
7- 1		0- 0		0- 1		AWAY		0- 0		2- 0		5- 0								
0- 0		0- 0		0- 0		NEUTRAL		0- 0		0- 0		0- 0								
RPI	S	Opponent		Score		RPI	S	Opponent		Score		RPI	S	Opponent		Score				
6	N	Washington		0	3	27	A	Hawaii		0	3	70	H	Iowa		0	3			
11	A	Missouri		0	3	42	A	Miami (OH)		0	3	86	N	Tennessee		3	0			
						42	H	Miami (OH)		3	0									
						50	N	James Madison		3	0									
								LAST 10 GAMES												
						11	A	Missouri		0	3	219	H	Central Mich.		3	1			
						42	H	Miami (OH)		3	0	251	H	Eastern Mich.		3	0			
						134	H	Ohio		3	0	42	A	Miami (OH)		0	3			
						210	A	Ball St.		3	2	191	A	Western Mich.		3	1			
						145	A	Toledo		3	0	200	A	Kent St.		3	2			
												203	A	North Dakota St.		3	1			
												210	A	Ball St.		3	2			
												210	H	Ball St.		3	0			
												219	A	Central Mich.		3	0			
												219	H	Central Mich.		3	1			
												230	A	George Washington		3	1			
												251	A	Eastern Mich.		3	0			
												251	H	Eastern Mich.		3	0			
												271	N	Bradley		3	0			
												290	H	Akron		3	2			
												297	N	South Dakota St.		3	0			
												307	H	Buffalo		3	0			

Non-Div. I Games:

Northern Ill.

Average RPI Win:	161	WON-LOST RECORD	WINNING PCT. RANK	LAST 10 GAMES	STRENGTH OF SCHEDULE	OPP. STRENGTH OF SCHEDULE	TEAM RPI	ADJ RPI	CONF. RPI	ADJ CONF. RPI		
DIV. I ONLY		18- 9	.66667	75	7- 3	66	76	53	.58459	52	12	11
DIV. I NON-CONF.		7- 4	.63636	102	0- 0	21	20	30	.63092	31	10	10
<hr/>												
TOTALS	RPI 1-25	RPI 26-50		W-L RECORDS		RPI 51-100		RPI 101-150		RPI 150+		
18- 9	1- 2	0- 3		OVERALL		4- 4		4- 0		9- 0		
5- 3	0- 0	0- 1		HOME		0- 2		1- 0		4- 0		
8- 4	0- 2	0- 1		AWAY		2- 1		2- 0		4- 0		
5- 2	1- 0	0- 1		NEUTRAL		2- 1		1- 0		1- 0		
<hr/>												
7- 4	1- 2	0- 1		NON-CONFERENCE		3- 1		2- 0		1- 0		
0- 0	0- 0	0- 0		HOME		0- 0		0- 0		0- 0		
2- 2	0- 2	0- 0		AWAY		1- 0		1- 0		0- 0		
5- 2	1- 0	0- 1		NEUTRAL		2- 1		1- 0		1- 0		
<hr/>												
11- 5	0- 0	0- 2		CONFERENCE		1- 3		2- 0		8- 0		
5- 3	0- 0	0- 1		HOME		0- 2		1- 0		4- 0		
6- 2	0- 0	0- 1		AWAY		1- 1		1- 0		4- 0		
0- 0	0- 0	0- 0		NEUTRAL		0- 0		0- 0		0- 0		
<hr/>												
RPI S	Opponent	Score		RPI S	Opponent	Score		RPI S	Opponent	Score		
5 A	Stanford	2	3	27 A	Hawaii	0	3	55 N	Arkansas St.	2	3	
7 A	BYU	0	3	27 H	Hawaii	1	3	66 N	Rice	3	1	
16 N	Western Ky.	3	1	28 N	Purdue	1	3	69 A	Long Beach St.	0	3	
								69 H	Long Beach St.	1	3	
								81 A	Saint Louis	3	1	
								84 N	Nevada	3	1	
								97 A	UC Santa Barbara	3	0	
								97 H	UC Santa Barbara	0	3	

Non-Div. I Games:

Cal Poly

Average RPI Win: 179		WON-LOST RECORD		WINNING PCT. RANK		LAST 10 GAMES		STRENGTH OF SCHEDULE		OPP. STRENGTH OF SCHEDULE		TEAM RPI		ADJ RPI		CONF. RPI		ADJ CONF. RPI	
Average RPI Loss: 67																			
DIV. I ONLY		22- 8		.73333 45		9- 1		97		116		52		.58197 53		16		18	
DIV. I NON-CONF.		8- 6		.57143 132		0- 1		72		23		67		.57028 71		18		18	
TOTALS		RPI 1-25		RPI 26-50		W-L RECORDS		RPI 51-100		RPI 101-150		RPI 150+							
22- 8		0- 4		0- 0		OVERALL		4- 1		3- 2		15- 1							
11- 2		0- 0		0- 0		HOME		2- 1		0- 1		9- 0							
8- 5		0- 4		0- 0		AWAY		2- 0		1- 0		5- 1							
3- 1		0- 0		0- 0		NEUTRAL		0- 0		2- 1		1- 0							
8- 6		0- 4		0- 0		NON-CONFERENCE		2- 0		2- 1		4- 1							
4- 0		0- 0		0- 0		HOME		1- 0		0- 0		3- 0							
1- 5		0- 4		0- 0		AWAY		1- 0		0- 0		0- 1							
3- 1		0- 0		0- 0		NEUTRAL		0- 0		2- 1		1- 0							
14- 2		0- 0		0- 0		CONFERENCE		2- 1		1- 1		11- 0							
7- 2		0- 0		0- 0		HOME		1- 1		0- 1		6- 0							
7- 0		0- 0		0- 0		AWAY		1- 0		1- 0		5- 0							
0- 0		0- 0		0- 0		NEUTRAL		0- 0		0- 0		0- 0							
RPI S	Opponent	Score		RPI S	Opponent	Score		RPI S	Opponent	Score		RPI S	Opponent	Score					
2 A	Texas	1	3					58 A	FGCU	3	0	104 N	Miami (FL)	3	1				
16 A	Western Ky.	2	3					58 H	FGCU	0	3	115 A	Kennesaw St.	3	0				
19 A	Kansas St.	0	3					58 H	FGCU	3	1	115 H	Kennesaw St.	2	3				
20 A	Kentucky	0	3					89 A	Pepperdine	3	1	138 N	Rhode Island	3	0				
								95 H	Ole Miss	3	0	146 N	Army West Point	1	3				
												151 N	CSUN	3	1				
												156 A	Louisville	2	3				
												158 A	North Florida	3	0				
												158 H	North Florida	3	0				
												159 H	Northwestern	3	1				
												168 H	Virginia Tech	3	0				
												178 H	Belmont	3	1				
												222 A	USC Upstate	3	2				
												222 H	USC Upstate	3	0				
												222 H	USC Upstate	3	1				
												224 A	Jacksonville	3	0				
												224 H	Jacksonville	3	0				
												296 A	Stetson	3	1				
												296 H	Stetson	3	1				
												304 A	NJIT	3	0				
												304 H	NJIT	3	0				
				LAST 10 GAMES															
				19 A	Kansas St.	0	3	296 A	Stetson	3	1								
				58 H	FGCU	3	1	58 A	FGCU	3	0								
				222 H	USC Upstate	3	0	304 A	NJIT	3	0								
				158 H	North Florida	3	0	222 A	USC Upstate	3	2								
				224 H	Jacksonville	3	0	115 A	Kennesaw St.	3	0								

Non-Div. I Games:

Lipscomb

Non-Div. I Games:

Loss, Non-Conf, S Site, H Home, A Away, N Neutral Page 54

Average RPI Win:		193	WON-LOST RECORD		WINNING PCT. RANK	LAST 10 GAMES		STRENGTH OF SCHEDULE	OPP. STRENGTH OF SCHEDULE	TEAM RPI	ADJ RPI	CONF. RPI	ADJ CONF. RPI
Average RPI Loss:		51											
DIV. I ONLY		25- 8			.75758 34	9- 1		121	135	55	.58146 55	22	22
DIV. I NON-CONF.		8- 6			.57143 132	0- 0		65	45	68	.57252 67	19	19
TOTALS		RPI 1-25	RPI 26-50		W-L RECORDS		RPI 51-100		RPI 101-150		RPI 150+		
25- 8		0- 2	1- 3		OVERALL		5- 3		0- 0		19- 0		
9- 2		0- 0	0- 1		HOME		1- 1		0- 0		8- 0		
11- 3		0- 1	1- 0		AWAY		2- 2		0- 0		8- 0		
5- 3		0- 1	0- 2		NEUTRAL		2- 0		0- 0		3- 0		
8- 6		0- 2	0- 2		NON-CONFERENCE		4- 2		0- 0		4- 0		
2- 2		0- 0	0- 1		HOME		0- 1		0- 0		2- 0		
2- 2		0- 1	0- 0		AWAY		2- 1		0- 0		0- 0		
4- 2		0- 1	0- 1		NEUTRAL		2- 0		0- 0		2- 0		
17- 2		0- 0	1- 1		CONFERENCE		1- 1		0- 0		15- 0		
7- 0		0- 0	0- 0		HOME		1- 0		0- 0		6- 0		
9- 1		0- 0	1- 0		AWAY		0- 1		0- 0		8- 0		
1- 1		0- 0	0- 1		NEUTRAL		0- 0		0- 0		1- 0		
RPI S	Opponent	Score	RPI S	Opponent	Score	RPI S	Opponent	Score	RPI S	Opponent	Score		
16 N	Western Ky.	1 3	34 A	Coastal Caro.	3 2	52 N	Cal Poly	3 2	163 A	UT Arlington	3 0		
21 A	TCU	2 3	34 N	Coastal Caro.	1 3	64 N	North Carolina St.	3 0	163 A	UT Arlington	3 0		
			41 N	Cleveland St.	1 3	67 A	Indiana	3 1	163 H	UT Arlington	3 1		
			46 H	Missouri St.	1 3	75 H	Tulsa	0 3	190 N	IUPUI	3 0		
						81 A	Saint Louis	3 1	198 H	South Ala.	3 0		
						82 A	Texas St.	1 3	208 A	Little Rock	3 1		
						82 H	Texas St.	3 0	208 H	Little Rock	3 0		
						95 A	Ole Miss	1 3	211 H	Central Ark.	3 0		
									227 A	Ga. Southern	3 0		
									247 N	Northwestern St.	3 0		
									249 A	Georgia St.	3 0		
									249 N	Georgia St.	3 0		
									262 H	UT Martin	3 0		
									272 H	Troy	3 0		
									285 A	Louisiana	3 0		
									285 H	Louisiana	3 0		
									286 A	La.-Monroe	3 0		
									286 H	La.-Monroe	3 0		
									298 A	Appalachian St.	3 0		
			LAST 10 GAMES										
			34 N	Coastal Caro.	1 3	163 H	UT Arlington	3 1					
			163 A	UT Arlington	3 0	249 A	Georgia St.	3 0					
			249 N	Georgia St.	3 0	227 A	Ga. Southern	3 0					
			208 A	Little Rock	3 1	208 H	Little Rock	3 0					
			82 H	Texas St.	3 0	272 H	Troy	3 0					

Non-Div. I Games:

Arkansas St.

Average RPI Win:	127	WON-LOST RECORD	WINNING PCT. RANK	LAST 10 GAMES	STRENGTH OF SCHEDULE	OPP. STRENGTH OF SCHEDULE	TEAM RPI	ADJ RPI	CONF. RPI	ADJ CONF. RPI		
DIV. I ONLY		17- 14	.54839	138	3- 7	42	4	58	.58053	56	1	1
DIV. I NON-CONF.		7- 4	.63636	102	0- 0	89	27	62	.57738	63	1	1
<hr/>												
TOTALS	RPI 1-25	RPI 26-50		W-L RECORDS		RPI 51-100		RPI 101-150		RPI 150+		
17- 14	1- 10	2- 2		OVERALL		4- 2		2- 0		8- 0		
8- 5	1- 3	1- 2		HOME		2- 0		1- 0		3- 0		
5- 8	0- 6	1- 0		AWAY		1- 2		1- 0		2- 0		
4- 1	0- 1	0- 0		NEUTRAL		1- 0		0- 0		3- 0		
7- 4	0- 2	0- 1		NON-CONFERENCE		3- 1		0- 0		4- 0		
2- 1	0- 0	0- 1		HOME		1- 0		0- 0		1- 0		
1- 2	0- 1	0- 0		AWAY		1- 1		0- 0		0- 0		
4- 1	0- 1	0- 0		NEUTRAL		1- 0		0- 0		3- 0		
10- 10	1- 8	2- 1		CONFERENCE		1- 1		2- 0		4- 0		
6- 4	1- 3	1- 1		HOME		1- 0		1- 0		2- 0		
4- 6	0- 5	1- 0		AWAY		0- 1		1- 0		2- 0		
0- 0	0- 0	0- 0		NEUTRAL		0- 0		0- 0		0- 0		
<hr/>												
RPI	S	Opponent	Score	RPI	S	Opponent	Score	RPI	S	Opponent	Score	
1	H	Minnesota	0 3	28	A	Purdue	3 2	59	H	Xavier	3 1	
3	A	Nebraska	0 3	28	H	Purdue	2 3	67	H	Indiana	3 0	
3	H	Nebraska	0 3	29	H	Ohio St.	3 1	70	A	Iowa	2 3	
4	A	Wisconsin	1 3	46	H	Missouri St.	2 3	78	A	Colorado	2 3	
4	H	Wisconsin	0 3					81	A	Saint Louis	3 0	
5	N	Stanford	2 3					93	N	Murray St.	3 0	
14	A	Michigan	1 3									
15	A	Michigan St.	0 3									
15	H	Michigan St.	3 0									
22	A	Penn St.	1 3									
24	A	Oregon	0 3									
<hr/>												
LAST 10 GAMES												
		22	A	Penn St.	1	3	4	H	Wisconsin	0	3	
		212	A	Rutgers	3	0	15	A	Michigan St.	0	3	
		29	H	Ohio St.	3	1	14	A	Michigan	1	3	
		141	H	Maryland	3	0	70	A	Iowa	2	3	
		1	H	Minnesota	0	3	3	A	Nebraska	0	3	

Non-Div. I Games:

Illinois

Average RPI Win: 157		WON-LOST RECORD	WINNING PCT. RANK	LAST 10 GAMES	STRENGTH OF SCHEDULE	OPP. STRENGTH OF SCHEDULE	TEAM RPI	ADJ RPI	CONF. RPI	ADJ CONF. RPI							
Average RPI Loss: 79																	
DIV. I ONLY		20- 10	.66667	75	5- 5	64	103	56	.57799	57	8	8					
DIV. I NON-CONF.		10- 3	.76923	40	0- 0	122	109	60	.581	60	12	12					
<hr/>																	
TOTALS		RPI 1-25		RPI 26-50		W-L RECORDS		RPI 51-100		RPI 101-150		RPI 150+					
20- 10		0- 1		1- 2		OVERALL		4- 4		5- 2		10- 1					
12- 0		0- 0		1- 0		HOME		4- 0		3- 0		4- 0					
4- 7		0- 0		0- 2		AWAY		0- 3		1- 2		3- 0					
4- 3		0- 1		0- 0		NEUTRAL		0- 1		1- 0		3- 1					
10- 3		0- 1		0- 1		NON-CONFERENCE		1- 0		3- 0		6- 1					
4- 0		0- 0		0- 0		HOME		1- 0		1- 0		2- 0					
2- 1		0- 0		0- 1		AWAY		0- 0		1- 0		1- 0					
4- 2		0- 1		0- 0		NEUTRAL		0- 0		1- 0		3- 1					
10- 7		0- 0		1- 1		CONFERENCE		3- 4		2- 2		4- 0					
8- 0		0- 0		1- 0		HOME		3- 0		2- 0		2- 0					
2- 6		0- 0		0- 1		AWAY		0- 3		0- 2		2- 0					
0- 1		0- 0		0- 0		NEUTRAL		0- 1		0- 0		0- 0					
RPI	S	Opponent		Score		RPI	S	Opponent		Score		RPI	S	Opponent		Score	
22	N	Penn St.		1	3	30	A	UNLV		0	3	73	A	Towson		0	3
						50	A	James Madison		1	3	73	H	Towson		3	1
						50	H	James Madison		3	0	73	N	Towson		0	3
												87	A	Delaware		1	3
												87	H	Delaware		3	0
												88	H	American		3	0
												94	A	Northeastern		0	3
												94	H	Northeastern		3	2
												104	A	UNCW		1	3
												104	H	UNCW		3	2
												106	A	Col. of Charleston		1	3
												106	H	Col. of Charleston		3	1
												110	N	Sacramento St.		3	1
												140	H	Seton Hall		3	2
												146	A	Army West Point		3	1
												151	N	CSUN		2	3
												160	N	CSU Bakersfield		3	1
												183	A	Elon		3	2
												183	H	Elon		3	0
												184	N	Valparaiso		3	2
												223	A	Syracuse		3	0
												229	A	William & Mary		3	0
												229	H	William & Mary		3	1
												232	H	Fort Wayne		3	2
												250	H	Stony Brook		3	0
												270	N	Siena		3	0
<hr/>																	
LAST 10 GAMES																	
						73	N	Towson		0	3	104	H	UNCW		3	2
						183	A	Elon		3	2	94	H	Northeastern		3	2
						87	A	Delaware		1	3	50	A	James Madison		1	3
						73	A	Towson		0	3	229	A	William & Mary		3	0
						106	H	Col. of Charleston		3	1	94	A	Northeastern		0	3

Non-Div. I Games:

Hofstra

Average RPI Win: 199		WON-LOST	WINNING	LAST 10	STRENGTH OF		OPP. STRENGTH	TEAM	ADJ	CONF.	ADJ CONF.
Average RPI Loss: 78		RECORD	PCT. RANK	GAMES	SCHEDULE		OF SCHEDULE	RPI	RPI	RPI	RPI
DIV. I ONLY		27- 6	.81818	14	7- 3		172	160	57	.5756	58
DIV. I NON-CONF.		14- 2	.875	7	1- 0		157	152	50	.59466	52
TOTALS		RPI 1-25	RPI 26-50		W-L RECORDS		RPI 51-100		RPI 101-150		RPI 150+
27- 6	0- 1	0- 0		OVERALL		4- 3		5- 1		18- 1	
14- 1	0- 0	0- 0		HOME		2- 1		2- 0		10- 0	
8- 3	0- 0	0- 0		AWAY		1- 1		1- 1		6- 1	
5- 2	0- 1	0- 0		NEUTRAL		1- 1		2- 0		2- 0	
14- 2	0- 1	0- 0		NON-CONFERENCE		3- 1		3- 0		8- 0	
8- 0	0- 0	0- 0		HOME		2- 0		1- 0		5- 0	
3- 0	0- 0	0- 0		AWAY		0- 0		1- 0		2- 0	
3- 2	0- 1	0- 0		NEUTRAL		1- 1		1- 0		1- 0	
13- 4	0- 0	0- 0		CONFERENCE		1- 2		2- 1		10- 1	
6- 1	0- 0	0- 0		HOME		0- 1		1- 0		5- 0	
5- 3	0- 0	0- 0		AWAY		1- 1		0- 1		4- 1	
2- 0	0- 0	0- 0		NEUTRAL		0- 0		1- 0		1- 0	
RPI S	Opponent	Score		RPI S	Opponent	Score		RPI S	Opponent	Score	
16 N	Western Ky.	1	3			53 A	Lipscomb 1 3	115 A	Kennesaw St.	1	3
						53 A	Lipscomb 3 0	115 H	Kennesaw St.	3	2
						53 H	Lipscomb 0 3	115 N	Kennesaw St.	3	2
						67 H	Indiana 3 2	122 N	UTRGV	3	0
						72 N	Villanova 0 3	134 A	Ohio	3	0
						87 H	Delaware 3 0	147 H	VCU	3	0
						90 N	Tulane 3 0	158 A	North Florida	2	3
								158 H	North Florida	3	0
								179 A	Fla. Atlantic	3	2
								198 H	South Ala.	3	1
								222 A	USC Upstate	3	2
								222 H	USC Upstate	3	0
								224 A	Jacksonville	3	0
								224 H	Jacksonville	3	0
								224 N	Jacksonville	3	1
								225 H	Marist	3	0
								233 H	FIU	3	1
								243 N	Abilene Christian	3	1
								279 A	Bethune-Cookman	3	0
								279 H	Bethune-Cookman	3	1
								296 A	Stetson	3	0
								296 H	Stetson	3	0
								304 A	NJIT	3	0
								304 H	NJIT	3	0
								324 H	New Orleans	3	0
				LAST 10 GAMES							
				53 A	Lipscomb	1	3	115 H	Kennesaw St.	3	2
				115 N	Kennesaw St.	3	2	53 H	Lipscomb	0	3
				224 N	Jacksonville	3	1	224 A	Jacksonville	3	0
				304 A	NJIT	3	0	158 A	North Florida	2	3
				222 A	USC Upstate	3	2	279 H	Bethune-Cookman	3	1

Non-Div. I Games:

FGCU

Average RPI Win: 151		WON-LOST RECORD		WINNING PCT. RANK		LAST 10 GAMES		STRENGTH OF SCHEDULE		OPP. STRENGTH OF SCHEDULE		TEAM RPI		ADJ RPI		CONF. RPI		ADJ CONF. RPI	
Average RPI Loss: 62		20- 13		.60606 106		8- 2		57		70		63		.57495 59		9		10	
DIV. I ONLY		6- 7		.46154 192		0- 0		81		53		111		.53696 110		8		8	
DIV. I NON-CONF.																			
TOTALS		RPI 1-25		RPI 26-50		W-L RECORDS		RPI 51-100		RPI 101-150		RPI 150+							
20- 13		0- 4		3- 4		OVERALL		2- 2		6- 2		9- 1							
7- 2		0- 1		1- 0		HOME		0- 1		3- 0		3- 0							
6- 8		0- 1		0- 4		AWAY		1- 1		2- 1		3- 1							
7- 3		0- 2		2- 0		NEUTRAL		1- 0		1- 1		3- 0							
6- 7		0- 1		1- 3		NON-CONFERENCE		1- 1		1- 1		3- 1							
0- 0		0- 0		0- 0		HOME		0- 0		0- 0		0- 0							
0- 5		0- 0		0- 3		AWAY		0- 1		0- 0		0- 1							
6- 2		0- 1		1- 0		NEUTRAL		1- 0		1- 1		3- 0							
14- 6		0- 3		2- 1		CONFERENCE		1- 1		5- 1		6- 0							
7- 2		0- 1		1- 0		HOME		0- 1		3- 0		3- 0							
6- 3		0- 1		0- 1		AWAY		1- 0		2- 1		3- 0							
1- 1		0- 1		1- 0		NEUTRAL		0- 0		0- 0		0- 0							
RPI	S	Opponent		Score		RPI	S	Opponent		Score		RPI	S	Opponent		Score			
10	N	Kansas		2	3	28	A	Purdue		0	3	56	A	Illinois		1	3		
12	A	Creighton		0	3	33	A	Dayton		1	3	72	A	Villanova		3	1		
12	H	Creighton		0	3	42	A	Miami (OH)		1	3	72	H	Villanova		1	3		
12	N	Creighton		0	3	43	A	Marquette		0	3	86	N	Tennessee		3	1		
						43	H	Marquette		3	1								
						43	N	Marquette		3	1								
						46	N	Missouri St.		3	2								
						LAST 10 GAMES													
						12	N	Creighton		0	3	72	A	Villanova		3	1		
						43	N	Marquette		3	1	12	A	Creighton		0	3		
						43	H	Marquette		3	1	248	A	Providence		3	1		
						133	H	DePaul		3	1	121	H	Butler		3	2		
						235	A	Georgetown		3	0	140	H	Seton Hall		3	1		

Non-Div. I Games:

Xavier

Average RPI Win:		218	WON-LOST RECORD		WINNING PCT. RANK		LAST 10 GAMES		STRENGTH OF SCHEDULE		OPP. STRENGTH OF SCHEDULE		TEAM RPI		ADJ RPI		CONF. RPI		ADJ CONF. RPI														
DIV. I ONLY			24- 8		.75 35		9- 1		107		194		59		.57487 60		28		28														
DIV. I NON-CONF.			5- 8		.38462 223		0- 1		17		58		78		.56427 78		25		25														
TOTALS		RPI 1-25		RPI 26-50		W-L RECORDS		RPI 51-100		RPI 101-150		RPI 150+																					
24- 8		0- 3		0- 2		OVERALL		1- 1		5- 2		18- 0																					
11- 1		0- 0		0- 1		HOME		1- 0		2- 0		8- 0																					
9- 5		0- 2		0- 1		AWAY		0- 1		1- 1		8- 0																					
4- 2		0- 1		0- 0		NEUTRAL		0- 0		2- 1		2- 0																					
5- 8		0- 3		0- 2		NON-CONFERENCE		1- 1		2- 2		2- 0																					
3- 1		0- 0		0- 1		HOME		1- 0		1- 0		1- 0																					
0- 5		0- 2		0- 1		AWAY		0- 1		0- 1		0- 0																					
2- 2		0- 1		0- 0		NEUTRAL		0- 0		1- 1		1- 0																					
19- 0		0- 0		0- 0		CONFERENCE		0- 0		3- 0		16- 0																					
8- 0		0- 0		0- 0		HOME		0- 0		1- 0		7- 0																					
9- 0		0- 0		0- 0		AWAY		0- 0		1- 0		8- 0																					
2- 0		0- 0		0- 0		NEUTRAL		0- 0		1- 0		1- 0																					
RPI	S	Opponent		Score		RPI	S	Opponent		Score		RPI	S	Opponent		Score																	
4	A	Wisconsin		0	3	30	H	UNLV		1	3	66	A	Rice		1	3	101	N	Yale	1	3											
6	A	Washington		0	3	39	A	Baylor		1	3	82	H	Texas St.		3	2	122	A	UTRGV	2	3											
17	N	San Diego		0	3													122	H	UTRGV	3	1											
																		122	N	UTRGV	3	2											
																		136	A	Sam Houston St.	3	0											
																		136	H	Sam Houston St.	3	2											
																		136	N	Sam Houston St.	3	1											
																		163	H	UT Arlington	3	1											
																		169	H	SFA	3	0											
																		206	A	Houston Baptist	3	1											
																		206	H	Houston Baptist	3	1											
																		211	A	Central Ark.	3	1											
																		211	A	Central Ark.	3	0											
																		243	H	Abilene Christian	3	0											
																		246	A	Incarnate Word	3	1											
																		246	H	Incarnate Word	3	0											
																		247	A	Northwestern St.	3	0											
																		268	A	Lamar University	3	1											
																		268	H	Lamar University	3	0											
																		284	H	McNeese	3	0											
																		284	N	McNeese	3	1											
																		300	A	Southeastern La.	3	0											
																		306	N	Prairie View	3	0											
																		316	H	Nicholls St.	3	0											
																		324	A	New Orleans	3	1											
						LAST 10 GAMES																											
						6 A Washington						0	3							268 A Lamar University						3	1						
						136 N Sam Houston St.						3	1							316 H Nicholls St.						3	0						
						211 A Central Ark.						3	1							284 H McNeese						3	0						
						284 N McNeese						3	1							246 A Incarnate Word						3	1						
						206 A Houston Baptist						3	1							246 H Incarnate Word						3	0						

Non-Div. I Games:

A&M-Corpus Christi

Average RPI Win:		172	WON-LOST RECORD		WINNING PCT. RANK		LAST 10 GAMES		STRENGTH OF SCHEDULE		OPP. STRENGTH OF SCHEDULE		TEAM RPI		ADJ RPI		CONF. RPI		ADJ CONF. RPI								
DIV. I ONLY			23- 10		.69697 64		6- 4		100		100		60		.5747 61		6		6								
DIV. I NON-CONF.			10- 3		.76923 40		0- 0		183		174		85		.55643 86		9		9								
TOTALS		RPI 1-25		RPI 26-50				W-L RECORDS		RPI 51-100				RPI 101-150				RPI 150+									
23- 10		0- 3		1- 3				OVERALL		3- 3				4- 0				15- 1									
13- 6		0- 2		0- 2				HOME		1- 1				2- 0				10- 1									
7- 4		0- 1		1- 1				AWAY		1- 2				2- 0				3- 0									
3- 0		0- 0		0- 0				NEUTRAL		1- 0				0- 0				2- 0									
10- 3		0- 1		0- 0				NON-CONFERENCE		1- 1				0- 0				9- 1									
8- 2		0- 1		0- 0				HOME		0- 0				0- 0				8- 1									
0- 1		0- 0		0- 0				AWAY		0- 1				0- 0				0- 0									
2- 0		0- 0		0- 0				NEUTRAL		1- 0				0- 0				1- 0									
13- 7		0- 2		1- 3				CONFERENCE		2- 2				4- 0				6- 0									
5- 4		0- 1		0- 2				HOME		1- 1				2- 0				2- 0									
7- 3		0- 1		1- 1				AWAY		1- 1				2- 0				3- 0									
1- 0		0- 0		0- 0				NEUTRAL		0- 0				0- 0				1- 0									
RPI	S	Opponent		Score		RPI	S	Opponent		Score		RPI	S	Opponent		Score											
18	H	Florida St.		0	3	40	A	Cincinnati		1	3	71	A	Southern Ill.		2	3	113	A	South Fla.	3	0					
25	A	SMU		0	3	40	H	Cincinnati		2	3	75	A	Tulsa		3	0	113	H	South Fla.	3	0					
25	H	SMU		0	3	47	A	Temple		3	2	75	H	Tulsa		3	0	125	A	UConn	3	0					
						47	H	Temple		2	3	90	A	Tulane		1	3	125	H	UConn	3	1					
												90	H	Tulane		0	3	153	H	LSU	2	3					
												91	N	Northern Ariz.		3	1	171	A	Memphis	3	1					
																		171	H	Memphis	3	0					
																		179	H	Fla. Atlantic	3	1					
																		182	H	Seattle U	3	0					
																		191	N	Western Mich.	3	0					
																		192	A	East Carolina	3	1					
																		192	H	East Carolina	3	0					
																		200	H	Kent St.	3	1					
																		211	H	Central Ark.	3	1					
																		219	H	Central Mich.	3	2					
																		245	A	Houston	3	0					
																		245	N	Houston	3	0					
																		250	H	Stony Brook	3	0					
																		257	H	UNC Asheville	3	0					
																		296	H	Stetson	3	0					
						LAST 10 GAMES																					
						245 A Houston						3	0	25 A SMU						0	3						
						90 A Tulane						1	3	171 A Memphis						3	1						
						125 H UConn						3	1	113 A South Fla.						3	0						
						47 H Temple						2	3	192 H East Carolina						3	0						
						75 A Tulsa						3	0	40 H Cincinnati						2	3						

Non-Div. I Games:

UCF

Average RPI Win: 169		WON-LOST RECORD		WINNING PCT. RANK		LAST 10 GAMES		STRENGTH OF SCHEDULE		OPP. STRENGTH OF SCHEDULE		TEAM RPI		ADJ RPI		CONF. RPI		ADJ CONF. RPI	
DIV. I ONLY		21- 9		.7 60		7- 3		117		72		62		.57384 62		10		9	
DIV. I NON-CONF.		6- 3		.66667 82		0- 0		108		73		74		.5668 75		6		6	
TOTALS		RPI 1-25		RPI 26-50		W-L RECORDS		RPI 51-100		RPI 101-150		RPI 150+							
21- 9		0- 4		2- 1		OVERALL		1- 4		2- 0		16- 0							
13- 4		0- 3		1- 1		HOME		1- 0		2- 0		9- 0							
7- 5		0- 1		1- 0		AWAY		0- 4		0- 0		6- 0							
1- 0		0- 0		0- 0		NEUTRAL		0- 0		0- 0		1- 0							
6- 3		0- 1		0- 0		NON-CONFERENCE		0- 2		1- 0		5- 0							
5- 1		0- 1		0- 0		HOME		0- 0		1- 0		4- 0							
0- 2		0- 0		0- 0		AWAY		0- 2		0- 0		0- 0							
1- 0		0- 0		0- 0		NEUTRAL		0- 0		0- 0		1- 0							
15- 6		0- 3		2- 1		CONFERENCE		1- 2		1- 0		11- 0							
8- 3		0- 2		1- 1		HOME		1- 0		1- 0		5- 0							
7- 3		0- 1		1- 0		AWAY		0- 2		0- 0		6- 0							
0- 0		0- 0		0- 0		NEUTRAL		0- 0		0- 0		0- 0							
RPI	S	Opponent		Score		RPI	S	Opponent		Score		RPI	S	Opponent		Score			
9	A	North Carolina		1	3	36	A	Pittsburgh		3	0	64	A	North Carolina St.		1	3		
9	H	North Carolina		1	3	36	H	Pittsburgh		3	1	65	A	Loyola Marymount		0	3		
18	H	Florida St.		1	3	49	H	Georgia Tech		1	3	68	A	Notre Dame		1	3		
21	H	TCU		2	3							68	H	Notre Dame		3	1		
												69	A	Long Beach St.		2	3		

Non-Div. I Games:

Duke

Average RPI Win: 175		WON-LOST RECORD		WINNING PCT. RANK		LAST 10 GAMES		STRENGTH OF SCHEDULE		OPP. STRENGTH OF SCHEDULE		TEAM RPI		ADJ RPI		CONF. RPI		ADJ CONF. RPI	
Average RPI Loss: 90																			
DIV. I ONLY		20- 8		.71429 57		6- 4		124		102		65		.57329 63		14		14	
DIV. I NON-CONF.		9- 3		.75 47		0- 0		111		37		54		.59344 55		16		16	
TOTALS		RPI 1-25		RPI 26-50		W-L RECORDS		RPI 51-100		RPI 101-150		RPI 150+							
20- 8		1- 3		1- 0		OVERALL		2- 1		3- 3		13- 1							
9- 1		0- 1		1- 0		HOME		2- 0		1- 0		5- 0							
6- 4		1- 1		0- 0		AWAY		0- 1		1- 1		4- 1							
5- 3		0- 1		0- 0		NEUTRAL		0- 0		1- 2		4- 0							
9- 3		1- 1		1- 0		NON-CONFERENCE		1- 0		2- 2		4- 0							
3- 0		0- 0		1- 0		HOME		1- 0		0- 0		1- 0							
2- 1		1- 1		0- 0		AWAY		0- 0		1- 0		0- 0							
4- 2		0- 0		0- 0		NEUTRAL		0- 0		1- 2		3- 0							
11- 5		0- 2		0- 0		CONFERENCE		1- 1		1- 1		9- 1							
6- 1		0- 1		0- 0		HOME		1- 0		1- 0		4- 0							
4- 3		0- 0		0- 0		AWAY		0- 1		0- 1		4- 1							
1- 1		0- 1		0- 0		NEUTRAL		0- 0		0- 0		1- 0							
RPI S	Opponent	Score		RPI S	Opponent	Score		RPI S	Opponent	Score		RPI S	Opponent	Score					
2 A	Texas	0	3	35 H	Wichita St.	3	2	66 A	Rice	0	3	102 H	Southern Miss.	3	0				
16 H	Western Ky.	1	3					66 H	Rice	3	0	104 N	Miami (FL)	2	3				
16 N	Western Ky.	1	3					82 H	Texas St.	3	1	109 A	Oklahoma	3	2				
25 A	SMU	3	1									111 A	Marshall	2	3				
												134 N	Ohio	3	1				
												146 N	Army West Point	0	3				
												152 H	Texas Tech	3	0				
												179 H	Fla. Atlantic	3	0				
												179 N	Fla. Atlantic	3	1				
												187 H	North Texas	3	2				
												208 N	Little Rock	3	0				
												214 A	UTEP	3	2				
												214 H	UTEP	3	2				
												233 H	FIU	3	2				
												255 A	Louisiana Tech	0	3				
												268 N	Lamar University	3	0				
												276 N	Montana	3	0				
												277 A	UAB	3	1				
												278 A	Middle Tenn.	3	1				
												283 A	Charlotte	3	1				
				LAST 10 GAMES															
				16 N	Western Ky.	1	3	179 H	Fla. Atlantic	3	0								
				179 N	Fla. Atlantic	3	1	255 A	Louisiana Tech	0	3								
				66 A	Rice	0	3	277 A	UAB	3	1								
				283 A	Charlotte	3	1	16 H	Western Ky.	1	3								
				233 H	FIU	3	2	66 H	Rice	3	0								

Non-Div. I Games:

UTSA

Average RPI Win: 161		WON-LOST	WINNING	LAST 10	STRENGTH OF		OPP. STRENGTH	TEAM	ADJ	CONF.	ADJ CONF.
Average RPI Loss: 51		RECORD	PCT. RANK	GAMES	SCHEDULE		OF SCHEDULE	RPI	RPI	RPI	RPI
DIV. I ONLY		20- 12	.625	93	7- 3		84	59	68	.57305	64
DIV. I NON-CONF.		7- 5	.58333	123	0- 0		71	70	70	.57473	66
TOTALS		RPI 1-25	RPI 26-50		W-L RECORDS		RPI 51-100		RPI 101-150		RPI 150+
20- 12		2- 4	1- 3		OVERALL		2- 3		2- 2		13- 0
10- 5		1- 2	0- 1		HOME		2- 0		1- 2		6- 0
6- 6		1- 2	0- 2		AWAY		0- 2		1- 0		4- 0
4- 1		0- 0	1- 0		NEUTRAL		0- 1		0- 0		3- 0
7- 5		1- 1	1- 0		NON-CONFERENCE		1- 2		0- 2		4- 0
3- 2		1- 0	0- 0		HOME		1- 0		0- 2		1- 0
0- 2		0- 1	0- 0		AWAY		0- 1		0- 0		0- 0
4- 1		0- 0	1- 0		NEUTRAL		0- 1		0- 0		3- 0
13- 7		1- 3	0- 3		CONFERENCE		1- 1		2- 0		9- 0
7- 3		0- 2	0- 1		HOME		1- 0		1- 0		5- 0
6- 4		1- 1	0- 2		AWAY		0- 1		1- 0		4- 0
0- 0		0- 0	0- 0		NEUTRAL		0- 0		0- 0		0- 0
RPI S	Opponent	Score	RPI S	Opponent	Score	RPI S	Opponent	Score	RPI S	Opponent	Score
9 A	North Carolina	0 3	26 N	Boise St.	3 1	55 N	Arkansas St.	0 3	103 H	High Point	1 3
9 H	North Carolina	2 3	36 A	Pittsburgh	2 3	62 H	Duke	3 1	104 A	Miami (FL)	3 1
18 A	Florida St.	3 2	49 A	Georgia Tech	0 3	68 A	Notre Dame	0 3	104 H	UNCW	1 3
18 H	Florida St.	1 3	49 H	Georgia Tech	2 3	87 H	Delaware	3 0	104 H	Miami (FL)	3 1
21 A	TCU	0 3				95 A	Ole Miss	2 3	156 A	Louisville	3 0
25 H	SMU	3 2							163 N	UT Arlington	3 1
									168 A	Virginia Tech	3 0
									177 H	Campbell	3 1
									223 A	Syracuse	3 0
									223 H	Syracuse	3 2
									226 A	Clemson	3 0
									226 H	Clemson	3 0
									234 H	Wake Forest	3 0
									236 H	Boston College	3 1
									238 H	Virginia	3 2
									247 N	Northwestern St.	3 0
									284 N	McNeese	3 0
LAST 10 GAMES											
	62 H	Duke	3	1		49 H	Georgia Tech	2	3		
	234 H	Wake Forest	3	0		104 A	Miami (FL)	3	1		
	238 H	Virginia	3	2		18 A	Florida St.	3	2		
	9 A	North Carolina	0	3		168 A	Virginia Tech	3	0		
	226 H	Clemson	3	0		36 A	Pittsburgh	2	3		

Non-Div. I Games:

North Carolina St.

Average RPI Win:		149	WON-LOST RECORD		WINNING PCT. RANK		LAST 10 GAMES		STRENGTH OF SCHEDULE		OPP. STRENGTH OF SCHEDULE		TEAM RPI		ADJ RPI		CONF. RPI		ADJ CONF. RPI		
DIV. I ONLY			19- 11		.63333	89	5- 5		72		69		64		.57277		65	5		5	
DIV. I NON-CONF.			9- 3		.75	47	0- 0		80		99		44		.60499		47	5		5	
TOTALS		RPI 1-25		RPI 26-50		W-L RECORDS		RPI 51-100		RPI 101-150		RPI 150+									
19- 11		0- 5		1- 0		OVERALL		7- 4		3- 2		8- 0									
8- 6		0- 3		0- 0		HOME		3- 2		1- 1		4- 0									
7- 5		0- 2		1- 0		AWAY		3- 2		1- 1		2- 0									
4- 0		0- 0		0- 0		NEUTRAL		1- 0		1- 0		2- 0									
9- 3		0- 1		1- 0		NON-CONFERENCE		2- 1		2- 1		4- 0									
4- 1		0- 1		0- 0		HOME		1- 0		1- 0		2- 0									
1- 2		0- 0		1- 0		AWAY		0- 1		0- 1		0- 0									
4- 0		0- 0		0- 0		NEUTRAL		1- 0		1- 0		2- 0									
10- 8		0- 4		0- 0		CONFERENCE		5- 3		1- 1		4- 0									
4- 5		0- 2		0- 0		HOME		2- 2		0- 1		2- 0									
6- 3		0- 2		0- 0		AWAY		3- 1		1- 0		2- 0									
0- 0		0- 0		0- 0		NEUTRAL		0- 0		0- 0		0- 0									
RPI	S	Opponent		Score		RPI	S	Opponent		Score		RPI	S	Opponent		Score					
7	A	BYU		2	3	33	A	Dayton		3	0	108	A	Denver		1	3				
7	H	BYU		2	3							126	A	Santa Clara		3	0				
8	H	UCLA		1	3							126	H	Santa Clara		1	3				
17	A	San Diego		1	3							130	H	Illinois St.		3	1				
17	H	San Diego		2	3							139	N	Utah St.		3	0				
												167	A	St. Mary's (CA)		3	1				
												167	H	St. Mary's (CA)		3	0				
												202	H	Harvard		3	0				
												216	N	Youngstown St.		3	0				
												259	N	Montana St.		3	0				
												264	A	San Francisco		3	0				
												264	H	San Francisco		3	0				
												274	H	Niagara		3	1				
LAST 10 GAMES																					
						7	H	BYU		2	3	80	A	Gonzaga		3	0				
						89	H	Pepperdine		3	1	167	H	St. Mary's (CA)		3	0				
						126	H	Santa Clara		1	3	85	H	Pacific		2	3				
						264	H	San Francisco		3	0	7	A	BYU		2	3				
						98	A	Portland		3	0	17	A	San Diego		1	3				

Non-Div. I Games:

Loyola Marymount

Average RPI Win:		175	WON-LOST RECORD		WINNING PCT. RANK		LAST 10 GAMES		STRENGTH OF SCHEDULE		OPP. STRENGTH OF SCHEDULE		TEAM RPI		ADJ RPI		CONF. RPI		ADJ CONF. RPI	
Average RPI Loss:		67																		
DIV. I ONLY			20- 12		.625 93		6- 4		50		122		61		.57156 66		14		14	
DIV. I NON-CONF.			8- 7		.53333 162		0- 0		53		62		76		.56528 76		16		16	
TOTALS		RPI 1-25		RPI 26-50		W-L RECORDS		RPI 51-100		RPI 101-150		RPI 150+								
20- 12		0- 4		0- 2		OVERALL		2- 2		7- 2		11- 2								
14- 4		0- 1		0- 1		HOME		2- 0		5- 1		7- 1								
4- 6		0- 3		0- 0		AWAY		0- 1		0- 1		4- 1								
2- 2		0- 0		0- 1		NEUTRAL		0- 1		2- 0		0- 0								
8- 7		0- 2		0- 2		NON-CONFERENCE		1- 1		4- 1		3- 1								
5- 3		0- 0		0- 1		HOME		1- 0		2- 1		2- 1								
1- 2		0- 2		0- 0		AWAY		0- 0		0- 0		1- 0								
2- 2		0- 0		0- 1		NEUTRAL		0- 1		2- 0		0- 0								
12- 5		0- 2		0- 0		CONFERENCE		1- 1		3- 1		8- 1								
9- 1		0- 1		0- 0		HOME		1- 0		3- 0		5- 0								
3- 4		0- 1		0- 0		AWAY		0- 1		0- 1		3- 1								
0- 0		0- 0		0- 0		NEUTRAL		0- 0		0- 0		0- 0								
RPI S	Opponent		Score		RPI S	Opponent		Score		RPI S	Opponent		Score		RPI S	Opponent		Score		
7 A	BYU		2	3	31 N	Utah		0	3	52 N	Cal Poly		1	3	101 H	Yale		3	0	
11 A	Missouri		1	3	44 H	Southern California		1	3	60 H	A&M-Corpus Christi		3	1	102 A	Southern Miss.		2	3	
16 A	Western Ky.		0	3						63 A	UTSA		0	3	102 H	Southern Miss.		3	2	
16 H	Western Ky.		2	3						63 H	UTSA		3	0	111 H	Marshall		3	0	
															111 H	Marshall		3	0	
															119 H	Oakland		3	0	
															127 N	Utah Valley		3	0	
															130 N	Illinois St.		3	2	
															136 H	Sam Houston St.		2	3	
															152 H	Texas Tech		2	3	
															179 A	Fla. Atlantic		2	3	
															187 H	North Texas		3	1	
															188 A	Tennessee St.		3	1	
															206 H	Houston Baptist		3	0	
															214 A	UTEP		3	1	
															214 H	UTEP		3	2	
															233 A	FIU		3	0	
															245 H	Houston		3	0	
															255 H	Louisiana Tech		3	0	
															277 H	UAB		3	0	
															278 A	Middle Tenn.		3	0	
															283 H	Charlotte		3	0	
				LAST 10 GAMES																
	16 H Western Ky.		2	3		16 A Western Ky.		0	3											
	102 H Southern Miss.		3	2		283 H Charlotte		3	0											
	111 H Marshall		3	0		187 H North Texas		3	1											
	63 H UTSA		3	0		214 A UTEP		3	1											
	102 A Southern Miss.		2	3		63 A UTSA		0	3											

Non-Div. I Games:

Rice

I
n
d
i
a
n
a

Indiana

Average RPI Win: 161		WON-LOST	WINNING	LAST 10	STRENGTH OF		OPP. STRENGTH	TEAM	ADJ		CONF.	ADJ CONF.
Average RPI Loss: 71		RECORD	PCT. RANK	GAMES	SCHEDULE		OF SCHEDULE	RPI	RPI		RPI	RPI
DIV. I ONLY		22- 10	.6875	67	4- 6		118	81	66		.56954	68
DIV. I NON-CONF.		9- 3	.75	47	0- 0		45	85	33		.62316	35
TOTALS		RPI 1-25	RPI 26-50		W-L RECORDS		RPI 51-100		RPI 101-150		RPI 150+	
22- 10		0- 3	2- 3		OVERALL		3- 1		4- 1		13- 2	
10- 6		0- 2	1- 2		HOME		2- 0		1- 1		6- 1	
8- 4		0- 1	1- 1		AWAY		0- 1		2- 0		5- 1	
4- 0		0- 0	0- 0		NEUTRAL		1- 0		1- 0		2- 0	
9- 3		0- 1	1- 2		NON-CONFERENCE		1- 0		3- 0		4- 0	
4- 2		0- 0	1- 2		HOME		0- 0		1- 0		2- 0	
1- 1		0- 1	0- 0		AWAY		0- 0		1- 0		0- 0	
4- 0		0- 0	0- 0		NEUTRAL		1- 0		1- 0		2- 0	
13- 7		0- 2	1- 1		CONFERENCE		2- 1		1- 1		9- 2	
6- 4		0- 2	0- 0		HOME		2- 0		0- 1		4- 1	
7- 3		0- 0	1- 1		AWAY		0- 1		1- 0		5- 1	
0- 0		0- 0	0- 0		NEUTRAL		0- 0		0- 0		0- 0	
RPI S	Opponent	Score	RPI S	Opponent	Score	RPI S	Opponent	Score	RPI S	Opponent	Score	
9 H	North Carolina	2 3	28 H	Purdue	1 3	62 A	Duke	1 3	104 A	Miami (FL)	3 0	
15 A	Michigan St.	0 3	34 H	Coastal Caro.	0 3	62 H	Duke	3 1	104 H	Miami (FL)	2 3	
18 H	Florida St.	1 3	36 A	Pittsburgh	3 0	64 H	North Carolina St.	3 0	133 N	DePaul	3 2	
			41 H	Cleveland St.	3 0	83 N	San Diego St.	3 0	138 A	Rhode Island	3 1	
			49 A	Georgia Tech	0 3				140 H	Seton Hall	3 0	
									155 H	Howard	3 2	
									156 A	Louisville	1 3	
									156 H	Louisville	3 0	
									168 A	Virginia Tech	3 0	
									191 H	Western Mich.	3 0	
									209 N	UMES	3 0	
									223 A	Syracuse	3 0	
									223 H	Syracuse	3 1	
									226 A	Clemson	3 0	
									234 A	Wake Forest	3 0	
									234 H	Wake Forest	3 1	
									236 A	Boston College	3 0	
									236 H	Boston College	3 0	
									238 H	Virginia	2 3	
									250 N	Stony Brook	3 0	
			LAST 10 GAMES									
			223 H	Syracuse	3 1	156 A	Louisville	1 3				
			236 H	Boston College	3 0	62 A	Duke	1 3				
			49 A	Georgia Tech	0 3	234 A	Wake Forest	3 0				
			226 A	Clemson	3 0	18 H	Florida St.	1 3				
			238 H	Virginia	2 3	104 H	Miami (FL)	2 3				

Non-Div. I Games:

Notre Dame

Average RPI Win:	145	WON-LOST RECORD	WINNING PCT. RANK	LAST 10 GAMES	STRENGTH OF SCHEDULE	OPP. STRENGTH OF SCHEDULE	TEAM RPI	ADJ RPI	CONF. RPI	ADJ CONF. RPI	
Average RPI Loss:	84										
DIV. I ONLY	21- 10	.67742	71	8- 2	123	75	70	.567	69	12	11
DIV. I NON-CONF.	8- 7	.53333	162	2- 0	97	32	100	.54318	100	10	10
<hr/>											
TOTALS	RPI 1-25	RPI 26-50		W-L RECORDS	RPI 51-100		RPI 101-150		RPI 150+		
21- 10	0- 2	1- 2		OVERALL	7- 2		3- 2		10- 2		
13- 4	0- 1	1- 1		HOME	5- 0		2- 1		5- 1		
6- 5	0- 1	0- 1		AWAY	2- 1		1- 1		3- 1		
2- 1	0- 0	0- 0		NEUTRAL	0- 1		0- 0		2- 0		
<hr/>											
8- 7	0- 2	0- 1		NON-CONFERENCE	3- 2		1- 2		4- 0		
6- 3	0- 1	0- 1		HOME	3- 0		1- 1		2- 0		
0- 3	0- 1	0- 0		AWAY	0- 1		0- 1		0- 0		
2- 1	0- 0	0- 0		NEUTRAL	0- 1		0- 0		2- 0		
<hr/>											
13- 3	0- 0	1- 1		CONFERENCE	4- 0		2- 0		6- 2		
7- 1	0- 0	1- 0		HOME	2- 0		1- 0		3- 1		
6- 2	0- 0	0- 1		AWAY	2- 0		1- 0		3- 1		
0- 0	0- 0	0- 0		NEUTRAL	0- 0		0- 0		0- 0		
<hr/>											
RPI S	Opponent	Score		RPI S	Opponent	Score		RPI S	Opponent	Score	
8 H	UCLA	1	3	27 A	Hawaii	0	3	52 A	Cal Poly	3	1
17 A	San Diego	1	3	27 H	Hawaii	3	2	52 H	Cal Poly	3	0
				38 H	Washington St.	0	3	62 H	Duke	3	2
								65 H	Loyola Marymount	3	0
								78 N	Colorado	0	3
								83 A	San Diego St.	0	3
								89 H	Pepperdine	3	2
								97 A	UC Santa Barbara	3	2
								97 H	UC Santa Barbara	3	0
					</						

Non-Div. I Games:

Long Beach St.

Iowa				Through Games Of Dec. 17, 2016											
Average RPI Win:	153	WON-LOST RECORD	WINNING PCT. RANK	LAST 10 GAMES	STRENGTH OF SCHEDULE	OPP. STRENGTH OF SCHEDULE	TEAM RPI	ADJ RPI	CONF. RPI	ADJ CONF. RPI					
Average RPI Loss:		23													
DIV. I ONLY		19- 13	.59375	111	4- 6	86	23	67	.5668	70	1	1			
DIV. I NON-CONF.		10- 2	.83333	25	0- 0	187	112	65	.5755	65	1	1			
<hr/>															
TOTALS		RPI 1-25	RPI 26-50		W-L RECORDS		RPI 51-100		RPI 101-150		RPI 150+				
19- 13		0- 9	1- 3		OVERALL		4- 0		5- 1		9- 0				
11- 5		0- 4	1- 0		HOME		3- 0		3- 1		4- 0				
4- 8		0- 5	0- 3		AWAY		1- 0		1- 0		2- 0				
4- 0		0- 0	0- 0		NEUTRAL		0- 0		1- 0		3- 0				
10- 2		0- 0	0- 1		NON-CONFERENCE		2- 0		3- 1		5- 0				
5- 1		0- 0	0- 0		HOME		1- 0		2- 1		2- 0				
1- 1		0- 0	0- 1		AWAY		1- 0		0- 0		0- 0				
4- 0		0- 0	0- 0		NEUTRAL		0- 0		1- 0		3- 0				
9- 11		0- 9	1- 2		CONFERENCE		2- 0		2- 0		4- 0				
6- 4		0- 4	1- 0		HOME		2- 0		1- 0		2- 0				
3- 7		0- 5	0- 2		AWAY		0- 0		1- 0		2- 0				
0- 0		0- 0	0- 0		NEUTRAL		0- 0		0- 0		0- 0				
<hr/>															
RPI	S	Opponent	Score	RPI	S	Opponent	Score	RPI	S	Opponent	Score	RPI	S	Opponent	Score
1	H	Minnesota	2 3	28	A	Purdue	1 3	51	A	Northern Ill.	3 0	114	H	Arizona St.	3 0
3	A	Nebraska	0 3	28	H	Purdue	3 2	56	H	Illinois	3 2	119	H	Oakland	3 0
3	H	Nebraska	0 3	29	A	Ohio St.	0 3	67	H	Indiana	3 0	121	H	Butler	0 3
4	A	Wisconsin	1 3	37	A	Iowa St.	0 3	96	H	South Dakota	3 0	133	N	DePaul	3 0
4	H	Wisconsin	0 3									141	A	Maryland	3 0
14	A	Michigan	1 3									141	H	Maryland	3 0
15	A	Michigan St.	0 3									159	A	Northwestern	3 0
15	H	Michigan St.	1 3									159	H	Northwestern	3 1
22	A	Penn St.	0 3									162	N	Loyola Chicago	3 1
												203	N	North Dakota St.	3 0
												212	A	Rutgers	3 0
												212	H	Rutgers	3 1
												268	H	Lamar University	3 0
												276	N	Montana	3 0
												318	H	Western Ill.	3 1
<hr/>															
				LAST 10 GAMES											
15 H Michigan St.				1	3	3 A Nebraska				0	3				
4 A Wisconsin				1	3	22 A Penn St.				0	3				
3 H Nebraska				0	3	212 A Rutgers				3	0				
212 H Rutgers				3	1	56 H Illinois				3	2				
28 A Purdue				1	3	159 H Northwestern				3	1				

Non-Div. I Games:

Iowa

Average RPI Win:		177	WON-LOST RECORD		WINNING PCT. RANK		LAST 10 GAMES		STRENGTH OF SCHEDULE		OPP. STRENGTH OF SCHEDULE		TEAM RPI		ADJ RPI		CONF. RPI		ADJ CONF. RPI	
Average RPI Loss:		70																		
DIV. I ONLY			21- 12		.63636 87		5- 5		87		114		74		.56556 71		13		13	
DIV. I NON-CONF.			9- 5		.64286 96		0- 0		47		96		51		.59365 54		11		11	
TOTALS			RPI 1-25		RPI 26-50		W-L RECORDS		RPI 51-100		RPI 101-150		RPI 150+							
21- 12			0- 2		3- 5		OVERALL		2- 2		2- 1		14- 2							
9- 4			0- 0		1- 2		HOME		2- 1		1- 0		5- 1							
8- 5			0- 1		1- 3		AWAY		0- 0		1- 0		6- 1							
4- 3			0- 1		1- 0		NEUTRAL		0- 1		0- 1		3- 0							
9- 5			0- 2		1- 1		NON-CONFERENCE		2- 2		0- 0		6- 0							
3- 1			0- 0		0- 0		HOME		2- 1		0- 0		1- 0							
2- 2			0- 1		0- 1		AWAY		0- 0		0- 0		2- 0							
4- 2			0- 1		1- 0		NEUTRAL		0- 1		0- 0		3- 0							
12- 7			0- 0		2- 4		CONFERENCE		0- 0		2- 1		8- 2							
6- 3			0- 0		1- 2		HOME		0- 0		1- 0		4- 1							
6- 3			0- 0		1- 2		AWAY		0- 0		1- 0		4- 1							
0- 1			0- 0		0- 0		NEUTRAL		0- 0		0- 1		0- 0							
RPI	S	Opponent	Score		RPI	S	Opponent	Score		RPI	S	Opponent	Score		RPI	S	Opponent	Score		
15	N	Michigan St.	0	3	33	A	Dayton	0	3	61	H	UCF	3	2	130	A	Illinois St.	3	2	
16	A	Western Ky.	1	3	35	A	Wichita St.	0	3	65	N	Loyola Marymount	0	3	130	H	Illinois St.	3	1	
					35	H	Wichita St.	0	3	91	H	Northern Ariz.	1	3	130	N	Illinois St.	0	3	
					40	N	Cincinnati	3	2	93	H	Murray St.	3	0	162	A	Loyola Chicago	1	3	
					45	A	UNI	1	3						162	H	Loyola Chicago	1	3	
					45	H	UNI	3	2						176	N	Duquesne	3	0	
					46	A	Missouri St.	3	2						185	A	Drake	3	1	
					46	H	Missouri St.	2	3						185	H	Drake	3	1	
															190	A	IUPUI	3	1	
															191	H	Western Mich.	3	0	
															216	N	Youngstown St.	3	1	
															219	N	Central Mich.	3	0	
															231	A	Indiana St.	3	1	
															231	H	Indiana St.	3	0	
															256	A	Evansville	3	2	
															256	H	Evansville	3	0	
															271	A	Bradley	3	0	
															271	H	Bradley	3	0	
															293	A	Southeast Mo. St.	3	0	
					LAST 10 GAMES															
					130 N Illinois St.					0	3	130 A Illinois St.					3	2		
					46 H Missouri St.					2	3	271 H Bradley					3	0		
					35 H Wichita St.					0	3	162 H Loyola Chicago					1	3		
					256 A Evansville					3	2	45 A UNI					1	3		
					231 A Indiana St.					3	1	185 A Drake					3	1		

Non-Div. I Games:

Southern Ill.

Average RPI Win:		161	WON-LOST RECORD		WINNING PCT. RANK		LAST 10 GAMES		STRENGTH OF SCHEDULE		OPP. STRENGTH OF SCHEDULE		TEAM RPI		ADJ RPI		CONF. RPI		ADJ CONF. RPI	
DIV. I ONLY			18- 13		.58065 122		5- 5		49		108		71		.56479 72		9		10	
DIV. I NON-CONF.			9- 4		.69231 72		0- 0		36		142		38		.61586 40		8		8	
TOTALS		RPI 1-25		RPI 26-50		W-L RECORDS		RPI 51-100		RPI 101-150		RPI 150+								
18- 13		0- 4		2- 2		OVERALL		2- 1		4- 4		10- 2								
5- 5		0- 1		0- 1		HOME		0- 1		2- 1		3- 1								
9- 6		0- 2		1- 0		AWAY		1- 0		2- 3		5- 1								
4- 2		0- 1		1- 1		NEUTRAL		1- 0		0- 0		2- 0								
9- 4		0- 2		1- 1		NON-CONFERENCE		1- 0		2- 0		5- 1								
1- 0		0- 0		0- 0		HOME		0- 0		0- 0		1- 0								
4- 2		0- 1		0- 0		AWAY		0- 0		2- 0		2- 1								
4- 2		0- 1		1- 1		NEUTRAL		1- 0		0- 0		2- 0								
9- 9		0- 2		1- 1		CONFERENCE		1- 1		2- 4		5- 1								
4- 5		0- 1		0- 1		HOME		0- 1		2- 1		2- 1								
5- 4		0- 1		1- 0		AWAY		1- 0		0- 3		3- 0								
0- 0		0- 0		0- 0		NEUTRAL		0- 0		0- 0		0- 0								
RPI	S	Opponent		Score		RPI	S	Opponent		Score		RPI	S	Opponent		Score				
6	A	Washington		0	3	43	A	Marquette		3	1	58	N	FGCU		3	0			
12	A	Creighton		2	3	43	H	Marquette		0	3	59	A	Xavier		3	1			
12	H	Creighton		1	3	47	N	Temple		0	3	59	H	Xavier		1	3			
16	N	Western Ky.		0	3	50	N	James Madison		3	0									
														118		A	Fairfield	3	0	
														121		A	Butler	1	3	
														121		H	Butler	0	3	
														133		A	DePaul	1	3	
														133		H	DePaul	3	0	
														134		A	Ohio	3	0	
														140		A	Seton Hall	2	3	
														140		H	Seton Hall	3	0	
														161		N	Sacred Heart	3	0	
														174		A	St. John's (NY)	3	2	
														174		H	St. John's (NY)	3	1	
														182		A	Seattle U	1	3	
														204		N	Idaho	3	0	
														215		A	Penn	3	0	
														235		A	Georgetown	3	1	
														235		H	Georgetown	0	3	
														241		H	Lehigh	3	0	
														248		A	Providence	3	1	
														248		H	Providence	3	0	
														261		A	La Salle	3	1	
LAST 10 GAMES																				
		12		A	Creighton	2	3			174		A	St. John's (NY)	3	2					
		248		A	Providence	3	1			133		H	DePaul	3	0					
		121		H	Butler	0	3			43		H	Marquette	0	3					
		59		H	Xavier	1	3			235		A	Georgetown	3	1					
		140		A	Seton Hall	2	3			59		A	Xavier	3	1					

Non-Div. I Games:

Villanova

Average RPI Win:		187	WON-LOST RECORD		WINNING PCT. RANK		LAST 10 GAMES		STRENGTH OF SCHEDULE		OPP. STRENGTH OF SCHEDULE		TEAM RPI		ADJ RPI		CONF. RPI		ADJ CONF. RPI				
Average RPI Loss:		88																					
DIV. I ONLY			21- 9		.7 60		7- 3		133		131		75		.56281 74		11		12				
DIV. I NON-CONF.			8- 4		.66667 82		0- 0		217		155		129		.52072 129		13		13				
TOTALS		RPI 1-25		RPI 26-50		W-L RECORDS		RPI 51-100		RPI 101-150		RPI 150+											
21- 9		0- 1		1- 3		OVERALL		2- 0		4- 4		14- 1											
10- 1		0- 0		1- 0		HOME		0- 0		2- 1		7- 0											
6- 5		0- 1		0- 2		AWAY		1- 0		1- 2		4- 0											
5- 3		0- 0		0- 1		NEUTRAL		1- 0		1- 1		3- 1											
8- 4		0- 1		0- 1		NON-CONFERENCE		2- 0		0- 1		6- 1											
3- 0		0- 0		0- 0		HOME		0- 0		0- 0		3- 0											
1- 1		0- 1		0- 0		AWAY		1- 0		0- 0		0- 0											
4- 3		0- 0		0- 1		NEUTRAL		1- 0		0- 1		3- 1											
13- 5		0- 0		1- 2		CONFERENCE		0- 0		4- 3		8- 0											
7- 1		0- 0		1- 0		HOME		0- 0		2- 1		4- 0											
5- 4		0- 0		0- 2		AWAY		0- 0		1- 2		4- 0											
1- 0		0- 0		0- 0		NEUTRAL		0- 0		1- 0		0- 0											
RPI	S	Opponent		Score		RPI	S	Opponent		Score		RPI	S	Opponent		Score							
1	A	Minnesota		0 3		29	N	Ohio St.		2 3		92	N	North Dakota		3 0		107	A	Northern Ky. 2 3			
						41	A	Cleveland St.		2 3		100	A	SIUE		3 2		107	H	Northern Ky. 3 0			
						41	A	Cleveland St.		0 3								107	N	Northern Ky. 3 0			
						41	H	Cleveland St.		3 2								119	A	Oakland 0 3			
																		119	H	Oakland 2 3			
																		145	N	Toledo 2 3			
																		148	A	Milwaukee 3 2			
																		148	H	Milwaukee 3 0			
																		169	H	SFA 3 0			
																		181	A	Ill.-Chicago 3 1			
																		181	H	Ill.-Chicago 3 0			
																		184	A	Valparaiso 3 2			
																		184	H	Valparaiso 3 1			
																		190	N	IUPUI 2 3			
																		197	A	Wright St. 3 0			
																		197	H	Wright St. 3 0			
																		216	A	Youngstown St. 3 1			
																		216	H	Youngstown St. 3 0			
																		256	N	Evansville 3 0			
																		284	N	McNeese 3 2			
																		297	H	South Dakota St. 3 0			
																		310	H	Eastern Ill. 3 0			
																		318	N	Western Ill. 3 0			
LAST 10 GAMES																							
						41	A	Cleveland St.		2 3		107	A	Northern Ky.		2 3							
						107	N	Northern Ky.		3 0		148	H	Milwaukee		3 0							
						197	A	Wright St.		3 0		181	H	Ill.-Chicago		3 0							
						41	H	Cleveland St.		3 2		216	H	Youngstown St.		3 0							
						184	A	Valparaiso		3 2		119	H	Oakland		2 3							

Non-Div. I Games:

Green Bay

Average RPI Win: 166		WON-LOST	WINNING	LAST 10	STRENGTH OF		OPP. STRENGTH	TEAM	ADJ		CONF.	ADJ CONF.
Average RPI Loss: 82		RECORD	PCT. RANK	GAMES	SCHEDULE		OF SCHEDULE	RPI	RPI		RPI	RPI
DIV. I ONLY		19- 13	.59375	111	6- 4		59	119	76		.56274	75
DIV. I NON-CONF.		11- 1	.91667	6	0- 0		78	237	29		.63358	29
TOTALS		RPI 1-25	RPI 26-50		W-L RECORDS		RPI 51-100		RPI 101-150		RPI 150+	
19- 13	0- 2	1- 3		OVERALL		4- 4		3- 2		11- 2		
9- 7	0- 1	0- 2		HOME		2- 2		1- 1		6- 1		
6- 6	0- 1	1- 1		AWAY		2- 2		1- 1		2- 1		
4- 0	0- 0	0- 0		NEUTRAL		0- 0		1- 0		3- 0		
11- 1	0- 0	0- 0		NON-CONFERENCE		3- 1		1- 0		7- 0		
5- 1	0- 0	0- 0		HOME		1- 1		0- 0		4- 0		
2- 0	0- 0	0- 0		AWAY		2- 0		0- 0		0- 0		
4- 0	0- 0	0- 0		NEUTRAL		0- 0		1- 0		3- 0		
8- 12	0- 2	1- 3		CONFERENCE		1- 3		2- 2		4- 2		
4- 6	0- 1	0- 2		HOME		1- 1		1- 1		2- 1		
4- 6	0- 1	1- 1		AWAY		0- 2		1- 1		2- 1		
0- 0	0- 0	0- 0		NEUTRAL		0- 0		0- 0		0- 0		
RPI S	Opponent	Score		RPI S	Opponent	Score		RPI S	Opponent	Score		
25 A	SMU	1	3	40 A	Cincinnati	3	1	54 H	Alabama	3	2	
25 H	SMU	0	3	40 H	Cincinnati	2	3	55 A	Arkansas St.	3	0	
				47 A	Temple	1	3	61 A	UCF	0	3	
				47 H	Temple	0	3	61 H	UCF	0	3	
								82 A	Texas St.	3	1	
								90 A	Tulane	2	3	
								90 H	Tulane	3	1	
								96 H	South Dakota	0	3	

Non-Div. I Games:

Tulsa

Average RPI Win:		158	WON-LOST RECORD		WINNING PCT. RANK		LAST 10 GAMES		STRENGTH OF SCHEDULE		OPP. STRENGTH OF SCHEDULE		TEAM RPI		ADJ RPI		CONF. RPI		ADJ CONF. RPI				
Average RPI Loss:		56																					
DIV. I ONLY			18- 13		.58065 122		6- 4		67		57		78		.56209 76		7		7				
DIV. I NON-CONF.			7- 6		.53846 155		0- 0		105		46		106		.53833 106		7		7				
TOTALS		RPI 1-25		RPI 26-50		W-L RECORDS		RPI 51-100		RPI 101-150		RPI 150+											
18- 13		0- 2		2- 6		OVERALL		1- 3		6- 2		9- 0											
11- 2		0- 0		2- 1		HOME		1- 1		4- 0		4- 0											
5- 7		0- 0		0- 4		AWAY		0- 2		2- 1		3- 0											
2- 4		0- 2		0- 1		NEUTRAL		0- 0		0- 1		2- 0											
7- 6		0- 2		0- 3		NON-CONFERENCE		0- 0		1- 1		6- 0											
4- 0		0- 0		0- 0		HOME		0- 0		1- 0		3- 0											
1- 2		0- 0		0- 2		AWAY		0- 0		0- 0		1- 0											
2- 4		0- 2		0- 1		NEUTRAL		0- 0		0- 1		2- 0											
11- 7		0- 0		2- 3		CONFERENCE		1- 3		5- 1		3- 0											
7- 2		0- 0		2- 1		HOME		1- 1		3- 0		1- 0											
4- 5		0- 0		0- 2		AWAY		0- 2		2- 1		2- 0											
0- 0		0- 0		0- 0		NEUTRAL		0- 0		0- 0		0- 0											
RPI	S	Opponent		Score		RPI	S	Opponent		Score		RPI	S	Opponent		Score							
7	N	BYU		0	3	26	H	Boise St.		0	3	83	A	San Diego St.		2	3	123	N	Oregon St.	0	3	
20	N	Kentucky		0	3	28	A	Purdue		0	3	83	H	San Diego St.		3	2	124	H	Samford	3	0	
						29	A	Ohio St.		0	3	84	A	Nevada		0	3	128	A	Fresno St.	2	3	
						30	A	UNLV		1	3	84	H	Nevada		2	3	128	H	Fresno St.	3	0	
						30	H	UNLV		3	0							132	A	New Mexico	3	0	
						38	N	Washington St.		1	3							132	H	New Mexico	3	1	
						48	A	Colorado St.		2	3							139	A	Utah St.	3	0	
						48	H	Colorado St.		3	1							139	H	Utah St.	3	1	
																		151	H	CSUN	3	0	
																		193	N	LIU Brooklyn	3	0	
																		195	A	San Jose St.	3	0	
																		195	H	San Jose St.	3	0	
																		199	H	Eastern Wash.	3	0	
																		203	H	North Dakota St.	3	0	
																		204	A	Idaho	3	2	
																		253	A	Air Force	3	0	
																		289	N	Tennessee Tech	3	0	
						LAST 10 GAMES																	
						48	A	Colorado St.		2	3	30	H	UNLV		3	0						
						26	H	Boise St.		0	3	132	H	New Mexico		3	1						
						253	A	Air Force		3	0	139	H	Utah St.		3	1						
						83	A	San Diego St.		2	3	48	H	Colorado St.		3	1						
						84	A	Nevada		0	3	195	A	San Jose St.		3	0						

Non-Div. I Games:

Wyoming

Average RPI Win:	205	WON-LOST RECORD	WINNING PCT. RANK	LAST 10 GAMES	STRENGTH OF SCHEDULE	OPP. STRENGTH OF SCHEDULE	TEAM RPI	ADJ RPI	CONF. RPI	ADJ CONF. RPI				
Average RPI Loss:	78													
DIV. I ONLY		19- 5	.79167	26	8- 2	209	139	73	.56177	77	17	16		
DIV. I NON-CONF.		6- 4	.6	115	0- 1	233	54	149	.50812	148	21	21		
<hr/>														
TOTALS	RPI 1-25	RPI 26-50		W-L RECORDS		RPI 51-100		RPI 101-150		RPI 150+				
19- 5	0- 1	0- 0		OVERALL		0- 2		2- 2		17- 0				
7- 0	0- 0	0- 0		HOME		0- 0		1- 0		6- 0				
9- 2	0- 1	0- 0		AWAY		0- 0		0- 1		9- 0				
3- 3	0- 0	0- 0		NEUTRAL		0- 2		1- 1		2- 0				
<hr/>														
6- 4	0- 1	0- 0		NON-CONFERENCE		0- 2		1- 1		5- 0				
0- 0	0- 0	0- 0		HOME		0- 0		0- 0		0- 0				
3- 1	0- 1	0- 0		AWAY		0- 0		0- 0		3- 0				
3- 3	0- 0	0- 0		NEUTRAL		0- 2		1- 1		2- 0				
<hr/>														
13- 1	0- 0	0- 0		CONFERENCE		0- 0		1- 1		12- 0				
7- 0	0- 0	0- 0		HOME		0- 0		1- 0		6- 0				
6- 1	0- 0	0- 0		AWAY		0- 0		0- 1		6- 0				
0- 0	0- 0	0- 0		NEUTRAL		0- 0		0- 0		0- 0				
<hr/>														
RPI	S	Opponent	Score		RPI	S	Opponent	Score		RPI	S	Opponent	Score	
7	A	BYU	0	3										
														</

Non-Div. I Games:

Princeton

Average RPI Win:	110	WON-LOST RECORD		WINNING PCT. RANK		LAST 10 GAMES		STRENGTH OF SCHEDULE		OPP. STRENGTH OF SCHEDULE		TEAM RPI		ADJ RPI		CONF. RPI		ADJ CONF. RPI				
DIV. I ONLY		14- 16		.46667	191	2- 8		48		21		85		.55979	78	3		3				
DIV. I NON-CONF.		8- 2		.8	35	0- 0		131		81		56		.5938	53	2		2				
<hr/>																						
TOTALS		RPI 1-25		RPI 26-50		W-L RECORDS		RPI 51-100		RPI 101-150		RPI 150+										
14- 16		3- 8		3- 4		OVERALL		2- 0		1- 3		5- 1										
9- 6		3- 3		1- 3		HOME		1- 0		1- 0		3- 0										
2- 10		0- 5		2- 1		AWAY		0- 0		0- 3		0- 1										
3- 0		0- 0		0- 0		NEUTRAL		1- 0		0- 0		2- 0										
8- 2		1- 1		1- 0		NON-CONFERENCE		2- 0		0- 1		4- 0										
5- 0		1- 0		1- 0		HOME		1- 0		0- 0		2- 0										
0- 2		0- 1		0- 0		AWAY		0- 0		0- 1		0- 0										
3- 0		0- 0		0- 0		NEUTRAL		1- 0		0- 0		2- 0										
6- 14		2- 7		2- 4		CONFERENCE		0- 0		1- 2		1- 1										
4- 6		2- 3		0- 3		HOME		0- 0		1- 0		1- 0										
2- 8		0- 4		2- 1		AWAY		0- 0		0- 2		0- 1										
0- 0		0- 0		0- 0		NEUTRAL		0- 0		0- 0		0- 0										
RPI	S	Opponent		Score		RPI	S	Opponent		Score		RPI	S	Opponent		Score						
5	A	Stanford		1	3	31	A	Utah		3	2	56	H	Illinois		3	2	114	A	Arizona St.	1	3
5	H	Stanford		1	3	31	H	Utah		2	3	69	N	Long Beach St.		3	0	123	A	Oregon St.	2	3
6	A	Washington		0	3	38	A	Washington St.		3	2							123	H	Oregon St.	3	1
6	H	Washington		1	3	38	H	Washington St.		0	3							143	A	Portland St.	2	3
8	A	UCLA		2	3	44	A	Southern California		0	3							152	N	Texas Tech	3	2
8	H	UCLA		3	1	44	H	Southern California		1	3							164	N	UC Irvine	3	0
17	A	San Diego		0	3	48	H	Colorado St.		3	1							175	A	California	1	3
22	H	Penn St.		3	2													175	H	California	3	0
23	H	Arizona		3	2													312	H	Chicago St.	3	0
24	A	Oregon		1	3													324	H	New Orleans	3	0
24	H	Oregon		1	3																	
<hr/>																						
LAST 10 GAMES																						
31 A Utah						3	2	24 A Oregon						1	3							
114 A Arizona St.						1	3	175 H California						3	0							
38 H Washington St.						0	3	5 H Stanford						1	3							
6 H Washington						1	3	44 A Southern California						0	3							
123 A Oregon St.						2	3	8 A UCLA						2	3							

Non-Div. I Games:

Colorado

Average RPI Win:		202	WON-LOST		WINNING	LAST 10		STRENGTH OF		OPP. STRENGTH	TEAM	ADJ		CONF.	ADJ CONF.
Average RPI Loss:		85	RECORD		PCT. RANK	GAMES		SCHEDULE		OF SCHEDULE	RPI	RPI		RPI	RPI
DIV. I ONLY			24-7		.77419	30		191		150	77	.55975		79	20
DIV. I NON-CONF.			11-5		.6875	80		136		121	88	.55447		89	14
TOTALS		RPI 1-25		RPI 26-50		W-L RECORDS		RPI 51-100		RPI 101-150		RPI 150+			
24-7		0-1		0-2		OVERALL		0-1		7-2		17-1			
8-4		0-1		0-1		HOME		0-0		3-1		5-1			
10-2		0-0		0-1		AWAY		0-0		2-1		8-0			
6-1		0-0		0-0		NEUTRAL		0-1		2-0		4-0			
11-5		0-1		0-2		NON-CONFERENCE		0-1		3-1		8-0			
2-2		0-1		0-1		HOME		0-0		1-0		1-0			
3-2		0-0		0-1		AWAY		0-0		0-1		3-0			
6-1		0-0		0-0		NEUTRAL		0-1		2-0		4-0			
13-2		0-0		0-0		CONFERENCE		0-0		4-1		9-1			
6-2		0-0		0-0		HOME		0-0		2-1		4-1			
7-0		0-0		0-0		AWAY		0-0		2-0		5-0			
0-0		0-0		0-0		NEUTRAL		0-0		0-0		0-0			
RPI S	Opponent	Score		RPI S	Opponent	Score		RPI S	Opponent	Score		RPI S	Opponent	Score	
23 H	Arizona	1	3	30 A	UNLV	0	3	97 N	UC Santa Barbara	2	3	110 H	Sacramento St.	3	2
				32 H	Texas A&M	0	3					122 A	UTRGV	3	2
												122 H	UTRGV	3	0
												122 H	UTRGV	1	3
												127 A	Utah Valley	3	2
												127 H	Utah Valley	3	2
												131 N	Albany (NY)	3	0
												132 A	New Mexico	1	3
												137 N	Austin Peay	3	1
												160 A	CSU Bakersfield	3	0
												160 H	CSU Bakersfield	1	3
												173 A	UMKC	3	0
												173 H	UMKC	3	2
												182 A	Seattle U	3	0
												182 H	Seattle U	3	2
												184 N	Valparaiso	3	0
												213 N	Binghamton	3	1
												214 A	UTEP	3	2
												214 H	UTEP	3	0
												237 N	Central Conn. St.	3	0
												260 A	Brown	3	0
												272 A	Troy	3	0
												294 A	Grand Canyon	3	0
												294 H	Grand Canyon	3	0
												295 N	Southern U.	3	0
												312 A	Chicago St.	3	2
												312 H	Chicago St.	3	0
LAST 10 GAMES				122 H	UTRGV	1	3	160 H	CSU Bakersfield	1	3	294 A	Grand Canyon	3	0
				214 A	UTEP	3	2	294 H	Grand Canyon	3	0	294 H	Grand Canyon	3	0
				173 A	UMKC	3	0	182 A	Seattle U	3	0	295 N	Southern U.	3	0
				312 A	Chicago St.	3	2	127 A	Utah Valley	3	2	312 A	Chicago St.	3	2
				122 A	UTRGV	3	2	132 A	New Mexico	1	3	312 H	Chicago St.	3	0

Non-Div. I Games:

New Mexico St.

Non-Div. I Games:

Gonzaga

Average RPI Win:	216	WON-LOST	WINNING	LAST 10	STRENGTH OF	OPP. STRENGTH	TEAM	ADJ	CONF.	ADJ CONF.	
Average RPI Loss:	48	RECORD	PCT. RANK	GAMES	SCHEDULE	OF SCHEDULE	RPI	RPI	RPI	RPI	
DIV. I ONLY	18- 14	.5625	131	8- 2	44	148	80	.55857	81	19	19
DIV. I NON-CONF.	5- 10	.33333	244	0- 0	48	72	136	.52024	131	20	20
<hr/>											
TOTALS	RPI 1-25	RPI 26-50		W-L RECORDS		RPI 51-100		RPI 101-150		RPI 150+	
18- 14	0- 3	0- 6		OVERALL		0- 4		5- 1		13- 0	
9- 7	0- 1	0- 2		HOME		0- 4		2- 0		7- 0	
8- 4	0- 2	0- 1		AWAY		0- 0		3- 1		5- 0	
1- 3	0- 0	0- 3		NEUTRAL		0- 0		0- 0		1- 0	
5- 10	0- 3	0- 3		NON-CONFERENCE		0- 4		2- 0		3- 0	
1- 5	0- 1	0- 0		HOME		0- 4		0- 0		1- 0	
3- 2	0- 2	0- 0		AWAY		0- 0		2- 0		1- 0	
1- 3	0- 0	0- 3		NEUTRAL		0- 0		0- 0		1- 0	
13- 4	0- 0	0- 3		CONFERENCE		0- 0		3- 1		10- 0	
8- 2	0- 0	0- 2		HOME		0- 0		2- 0		6- 0	
5- 2	0- 0	0- 1		AWAY		0- 0		1- 1		4- 0	
0- 0	0- 0	0- 0		NEUTRAL		0- 0		0- 0		0- 0	
RPI S	Opponent	Score	RPI S	Opponent	Score	RPI S	Opponent	Score	RPI S	Opponent	Score
14 A	Michigan	0 3	33 A	Dayton	0 3	52 H	Cal Poly	1 3	130 A	Illinois St.	3 0
16 H	Western Ky.	0 3	33 H	Dayton	2 3	55 H	Arkansas St.	1 3	137 A	Austin Peay	3 2
20 A	Kentucky	0 3	33 H	Dayton	0 3	56 H	Illinois	0 3	138 A	Rhode Island	1 3
			42 N	Miami (OH)	2 3	93 H	Murray St.	2 3	138 H	Rhode Island	3 2
			43 N	Marquette	0 3				147 A	VCU	3 1
			45 N	UNI	0 3				147 H	VCU	3 0
									176 A	Duquesne	3 2
									176 H	Duquesne	3 1
									230 H	George Washington	3 0
									238 N	Virginia	3 2
									239 A	Davidson	3 0
									239 H	Davidson	3 1
									239 H	Davidson	3 1
									261 A	La Salle	3 0
									261 H	La Salle	3 0
									266 H	Omaha	3 0
									273 A	Fordham	3 1
									275 H	George Mason	3 0
									318 A	Western Ill.	3 1
			LAST 10 GAMES								
			33 H	Dayton	2 3	176 A	Duquesne	3 2			
			138 H	Rhode Island	3 2	261 A	La Salle	3 0			
			239 H	Davidson	3 1	33 A	Dayton	0 3			
			239 H	Davidson	3 1	261 H	La Salle	3 0			
			147 H	VCU	3 0	176 H	Duquesne	3 1			

Non-Div. I Games:

Saint Louis

Average RPI Win:		200	WON-LOST RECORD		WINNING PCT. RANK		LAST 10 GAMES		STRENGTH OF SCHEDULE		OPP. STRENGTH OF SCHEDULE		TEAM RPI		ADJ RPI		CONF. RPI		ADJ CONF. RPI		
Average RPI Loss:		62																			
DIV. I ONLY			21- 12		.63636 87		7- 3		98		136		81		.55543 82		22		22		
DIV. I NON-CONF.			7- 8		.46667 189		0- 0		50		49		94		.55199 94		19		19		
TOTALS		RPI 1-25		RPI 26-50		W-L RECORDS		RPI 51-100		RPI 101-150		RPI 150+									
21- 12		0- 0		0- 6		OVERALL		2- 5		2- 0		17- 1									
9- 3		0- 0		0- 2		HOME		1- 1		2- 0		6- 0									
9- 4		0- 0		0- 0		AWAY		1- 3		0- 0		8- 1									
3- 5		0- 0		0- 4		NEUTRAL		0- 1		0- 0		3- 0									
7- 8		0- 0		0- 4		NON-CONFERENCE		1- 4		2- 0		4- 0									
3- 2		0- 0		0- 1		HOME		0- 1		2- 0		1- 0									
2- 2		0- 0		0- 0		AWAY		1- 2		0- 0		1- 0									
2- 4		0- 0		0- 3		NEUTRAL		0- 1		0- 0		2- 0									
14- 4		0- 0		0- 2		CONFERENCE		1- 1		0- 0		13- 1									
6- 1		0- 0		0- 1		HOME		1- 0		0- 0		5- 0									
7- 2		0- 0		0- 0		AWAY		0- 1		0- 0		7- 1									
1- 1		0- 0		0- 1		NEUTRAL		0- 0		0- 0		1- 0									
RPI	S	Opponent		Score		RPI	S	Opponent		Score		RPI	S	Opponent		Score					
				29 N	Ohio St.	0		3	55 A	Arkansas St.	0		3	115 H	Kennesaw St.	3	0				
				31 N	Utah	0		3	55 H	Arkansas St.	3	1	136 H	Sam Houston St.	3	1					
				34 H	Coastal Caro.	1		3	60 A	A&M-Corpus Christi	2		3	152 N	Texas Tech	3	0				
				34 N	Coastal Caro.	1		3	63 A	UTSA	1		3	160 N	CSU Bakersfield	3	1				
				35 N	Wichita St.	0		3	75 H	Tulsa	1		3	163 A	UT Arlington	3	1				
				39 H	Baylor	1		3	84 N	Nevada	0		3	163 H	UT Arlington	3	1				
									98 A	Portland	3	0	169 H	SFA	3	1					
													187 A	North Texas	3	1					
													198 A	South Ala.	3	2					
													198 N	South Ala.	3	0					
													208 A	Little Rock	1		3				
													208 H	Little Rock	3	0					
													227 A	Ga. Southern	3	0					
													249 A	Georgia St.	3	2					
													272 A	Troy	3	0					
													285 A	Louisiana	3	0					
													285 H	Louisiana	3	2					
													286 A	La.-Monroe	3	0					
													286 H	La.-Monroe	3	1					
													298 H	Appalachian St.	3	2					
				LAST 10 GAMES																	
				34 N	Coastal Caro.	1		3	208 A	Little Rock	1		3								
				198 N	South Ala.	3		0	286 H	La.-Monroe	3		1								
				285 A	Louisiana	3		0	285 H	Louisiana	3		2								
				286 A	La.-Monroe	3		0	163 H	UT Arlington	3		1								
				55 A	Arkansas St.	0		3	227 A	Ga. Southern	3		0								

Non-Div. I Games:

Texas St.

Average RPI Win:		150	WON-LOST RECORD		WINNING PCT. RANK		LAST 10 GAMES		STRENGTH OF SCHEDULE		OPP. STRENGTH OF SCHEDULE		TEAM RPI		ADJ RPI		CONF. RPI		ADJ CONF. RPI				
DIV. I ONLY			17- 15		.53125 154		4- 6		54		88		82		.55174 83		7		7				
DIV. I NON-CONF.			8- 6		.57143 132		0- 0		70		92		80		.5634 80		7		7				
TOTALS		RPI 1-25		RPI 26-50				W-L RECORDS				RPI 51-100				RPI 101-150				RPI 150+			
17- 15		0- 3		1- 4				OVERALL				6- 2				4- 4				6- 2			
11- 6		0- 2		1- 2				HOME				4- 0				2- 1				4- 1			
3- 8		0- 1		0- 2				AWAY				1- 1				1- 3				1- 1			
3- 1		0- 0		0- 0				NEUTRAL				1- 1				1- 0				1- 0			
8- 6		0- 3		0- 0				NON-CONFERENCE				3- 1				2- 1				3- 1			
4- 4		0- 2		0- 0				HOME				2- 0				0- 1				2- 1			
1- 1		0- 1		0- 0				AWAY				0- 0				1- 0				0- 0			
3- 1		0- 0		0- 0				NEUTRAL				1- 1				1- 0				1- 0			
9- 9		0- 0		1- 4				CONFERENCE				3- 1				2- 3				3- 1			
7- 2		0- 0		1- 2				HOME				2- 0				2- 0				2- 0			
2- 7		0- 0		0- 2				AWAY				1- 1				0- 3				1- 1			
0- 0		0- 0		0- 0				NEUTRAL				0- 0				0- 0				0- 0			
RPI	S	Opponent		Score		RPI	S	Opponent		Score		RPI	S	Opponent		Score		RPI	S	Opponent		Score	
15	H	Michigan St.		1	3	26	A	Boise St.		0	3	68	N	Notre Dame		0	3	108	H	Denver		2	3
17	H	San Diego		0	3	26	H	Boise St.		1	3	69	H	Long Beach St.		3	0	128	A	Fresno St.		1	3
24	A	Oregon		0	3	30	H	UNLV		3	0	76	A	Wyoming		2	3	128	H	Fresno St.		3	1
						48	A	Colorado St.		0	3	76	H	Wyoming		3	2	132	A	New Mexico		0	3
						48	H	Colorado St.		2	3	84	A	Nevada		3	2	138	A	Rhode Island		3	2
												84	H	Nevada		3	0	139	A	Utah St.		2	3
												93	N	Murray St.		3	1	139	H	Utah St.		3	2
												97	H	UC Santa Barbara		3	0	144	N	UC Davis		3	0
																		164	H	UC Irvine		2	3
																		195	A	San Jose St.		1	3
																		195	H	San Jose St.		3	0
																		225	H	Marist		3	0
																		250	N	Stony Brook		3	2
																		253	A	Air Force		3	0
																		253	H	Air Force		3	1
																		288	H	Cal St. Fullerton		3	0
LAST 10 GAMES																							
						84	A	Nevada		3	2	128	A	Fresno St.		1	3						
						132	A	New Mexico		0	3	195	A	San Jose St.		1	3						
						30	H	UNLV		3	0	26	H	Boise St.		1	3						
						76	H	Wyoming		3	2	253	H	Air Force		3	1						
						48	H	Colorado St.		2	3	139	A	Utah St.		2	3						

Non-Div. I Games:

San Diego St.

Average RPI Win:	162	WON-LOST RECORD	WINNING PCT. RANK	LAST 10 GAMES	STRENGTH OF SCHEDULE	OPP. STRENGTH OF SCHEDULE	TEAM RPI	ADJ RPI	CONF. RPI	ADJ CONF. RPI		
Average RPI Loss:	88											
DIV. I ONLY		19- 11	.63333	89	5- 5	142	85	87	.55123	84	7	7
DIV. I NON-CONF.		9- 3	.75	47	0- 0	228	103	102	.54075	102	7	7
<hr/>												
TOTALS	RPI 1-25	RPI 26-50		W-L RECORDS		RPI 51-100		RPI 101-150		RPI 150+		
19- 11	0- 0	2- 4		OVERALL		4- 3		4- 3		9- 1		
7- 5	0- 0	0- 2		HOME		2- 1		2- 2		3- 0		
8- 4	0- 0	2- 1		AWAY		1- 1		2- 1		3- 1		
4- 2	0- 0	0- 1		NEUTRAL		1- 1		0- 0		3- 0		
9- 3	0- 0	0- 1		NON-CONFERENCE		2- 1		2- 0		5- 1		
3- 0	0- 0	0- 0		HOME		1- 0		1- 0		1- 0		
2- 1	0- 0	0- 0		AWAY		0- 0		1- 0		1- 1		
4- 2	0- 0	0- 1		NEUTRAL		1- 1		0- 0		3- 0		
10- 8	0- 0	2- 3		CONFERENCE		2- 2		2- 3		4- 0		
4- 5	0- 0	0- 2		HOME		1- 1		1- 2		2- 0		
6- 3	0- 0	2- 1		AWAY		1- 1		1- 1		2- 0		
0- 0	0- 0	0- 0		NEUTRAL		0- 0		0- 0		0- 0		
<hr/>												
RPI S	Opponent	Score	RPI S	Opponent	Score	RPI S	Opponent	Score	RPI S	Opponent	Score	
			26 A	Boise St.	3 1	52 N	Cal Poly	1 3	110 A	Sacramento St.	3 1	
			26 H	Boise St.	0 3	76 A	Wyoming	3 2	128 A	Fresno St.	3 0	
			30 A	UNLV	3 1	76 H	Wyoming	3 0	128 H	Fresno St.	3 2	
			32 N	Texas A&M	0 3	80 H	Gonzaga	3 2	132 H	New Mexico	0 3	
			48 A	Colorado St.	0 3	82 N	Texas St.	3 0	139 A	Utah St.	1 3	
			48 H	Colorado St.	0 3	83 A	San Diego St.	0 3	139 H	Utah St.	2 3	
						83 H	San Diego St.	2 3	144 H	UC Davis	3 2	
									167 A	St. Mary's (CA)	3 1	
									187 A	North Texas	2 3	
									195 A	San Jose St.	3 0	
									195 H	San Jose St.	3 0	
									253 A	Air Force	3 1	
									253 H	Air Force	3 0	
									265 N	UC Riverside	3 0	
									278 N	Middle Tenn.	3 0	
									292 H	Southern Utah	3 1	
									294 N	Grand Canyon	3 0	
<hr/>												
LAST 10 GAMES												
			83 H	San Diego St.	2 3	195 A	San Jose St.	3 0				
			30 A	UNLV	3 1	128 A	Fresno St.	3 0				
			132 H	New Mexico	0 3	253 H	Air Force	3 0				
			48 H	Colorado St.	0 3	26 H	Boise St.	0 3				
			76 H	Wyoming	3 0	139 A	Utah St.	1 3				

Non-Div. I Games:

Nevada

Average RPI Win:	145	WON-LOST RECORD	WINNING PCT. RANK	LAST 10 GAMES	STRENGTH OF SCHEDULE	OPP. STRENGTH OF SCHEDULE	TEAM RPI	ADJ RPI	CONF. RPI	ADJ CONF. RPI	
DIV. I ONLY		15- 15	.5 171	4- 6	46	48	83	.54976	85	5 5	
DIV. I NON-CONF.		6- 6	.5 167	0- 0	44	38	79	.56425	79	5 5	
<hr/>											
TOTALS	RPI 1-25	RPI 26-50		W-L RECORDS	RPI 51-100		RPI 101-150		RPI 150+		
15- 15	0- 6	0- 3		OVERALL	4- 5		6- 0		5- 1		
10- 5	0- 3	0- 0		HOME	3- 2		4- 0		3- 0		
4- 7	0- 2	0- 1		AWAY	1- 3		2- 0		1- 1		
1- 3	0- 1	0- 2		NEUTRAL	0- 0		0- 0		1- 0		
<hr/>											
6- 6	0- 2	0- 3		NON-CONFERENCE	0- 1		4- 0		2- 0		
4- 2	0- 1	0- 0		HOME	0- 1		3- 0		1- 0		
1- 1	0- 0	0- 1		AWAY	0- 0		1- 0		0- 0		
1- 3	0- 1	0- 2		NEUTRAL	0- 0		0- 0		1- 0		
<hr/>											
9- 9	0- 4	0- 0		CONFERENCE	4- 4		2- 0		3- 1		
6- 3	0- 2	0- 0		HOME	3- 1		1- 0		2- 0		
3- 6	0- 2	0- 0		AWAY	1- 3		1- 0		1- 1		
0- 0	0- 0	0- 0		NEUTRAL	0- 0		0- 0		0- 0		
<hr/>											
RPI S	Opponent	Score	RPI S	Opponent	Score	RPI S	Opponent	Score	RPI S	Opponent	Score
5 H	Stanford	0 3	27 A	Hawaii	0 3	65 A	Loyola Marymount	3 2	116 A	Auburn	3 0
7 A	BYU	0 3	46 N	Missouri St.	0 3	65 H	Loyola Marymount	3 2	123 H	Oregon St.	3 2
7 H	BYU	0 3	49 N	Georgia Tech	1 3	80 A	Gonzaga	1 3	126 A	Santa Clara	3 2
8 N	UCLA	1 3				80 H	Gonzaga	3 0	126 H	Santa Clara	3 0
17 A	San Diego	2 3				89 A	Pepperdine	2 3	142 H	Northern Colo.	3 2
17 H	San Diego	0 3				89 H	Pepperdine	0 3	149 H	West Virginia	3 1
						96 H	South Dakota	1 3	167 A	St. Mary's (CA)	1 3
						98 A	Portland	0 3	167 H	St. Mary's (CA)	3 0
						98 H	Portland	3 1	175 H	California	3 0
									217 N	Furman	3 1
									264 A	San Francisco	3 0
									264 H	San Francisco	3 0
<hr/>											
LAST 10 GAMES											
264 A	San Francisco	3 0	7 H	BYU	0 3						
98 A	Portland	0 3	89 A	Pepperdine	2 3						
80 A	Gonzaga	1 3	65 A	Loyola Marymount	3 2						
167 A	St. Mary's (CA)	1 3	264 H	San Francisco	3 0						
17 H	San Diego	0 3	126 H	Santa Clara	3 0						

Non-Div. I Games:

Pacific

Average RPI Win:	160	WON-LOST RECORD	WINNING PCT. RANK	LAST 10 GAMES	STRENGTH OF SCHEDULE	OPP. STRENGTH OF SCHEDULE	TEAM RPI	ADJ RPI	CONF. RPI	ADJ CONF. RPI	
DIV. I ONLY	17- 14	.54839	138	4- 6	93	56	93	.54975	86	4	4
DIV. I NON-CONF.	10- 3	.76923	40	0- 0	156	128	69	.57222	68	4	4
<hr/>											
TOTALS	RPI 1-25	RPI 26-50		W-L RECORDS	RPI 51-100		RPI 101-150		RPI 150+		
17- 14	1- 4	2- 3		OVERALL	2- 3		2- 1		10- 3		
9- 3	1- 1	1- 1		HOME	1- 0		1- 0		5- 1		
5- 9	0- 3	0- 2		AWAY	1- 1		0- 1		4- 2		
3- 2	0- 0	1- 0		NEUTRAL	0- 2		1- 0		1- 0		
<hr/>											
10- 3	0- 0	2- 1		NON-CONFERENCE	0- 2		1- 0		7- 0		
3- 0	0- 0	1- 0		HOME	0- 0		0- 0		2- 0		
4- 1	0- 0	0- 1		AWAY	0- 0		0- 0		4- 0		
3- 2	0- 0	1- 0		NEUTRAL	0- 2		1- 0		1- 0		
<hr/>											
7- 11	1- 4	0- 2		CONFERENCE	2- 1		1- 1		3- 3		
6- 3	1- 1	0- 1		HOME	1- 0		1- 0		3- 1		
1- 8	0- 3	0- 1		AWAY	1- 1		0- 1		0- 2		
0- 0	0- 0	0- 0		NEUTRAL	0- 0		0- 0		0- 0		
<hr/>											
RPI S	Opponent	Score	RPI S	Opponent	Score	RPI S	Opponent	Score	RPI S	Opponent	Score
11 A	Missouri	0 3	32 A	Texas A&M	0 3	51 N	Northern Ill.	0 3	112 A	South Carolina	2 3
11 H	Missouri	1 3	32 H	Texas A&M	1 3	54 A	Alabama	3 0	116 H	Auburn	3 0
13 A	Florida	1 3	40 H	Cincinnati	3 1	59 N	Xavier	1 3	148 N	Milwaukee	3 1
20 A	Kentucky	0 3	41 A	Cleveland St.	2 3	95 A	Ole Miss	0 3	153 H	LSU	3 1
20 H	Kentucky	3 1	50 N	James Madison	3 0	95 H	Ole Miss	3 0	154 A	Arkansas	0 3
						154 H Arkansas 3 1					
						165 A Mississippi St. 0 3					
						165 H Mississippi St. 0 3					
						189 H Georgia 3 0					
						191 A Western Mich. 3 1					
						200 A Kent St. 3 1					
						230 A George Washington 3 0					
						251 N Eastern Mich. 3 1					
						272 A Troy 3 0					
						278 H Middle Tenn. 3 0					
						286 H La.-Monroe 3 0					
<hr/>											
LAST 10 GAMES											
11 A Missouri 0 3						95 A Ole Miss 0 3					
20 H Kentucky 3 1						32 A Texas A&M 0 3					
153 H LSU 3 1						11 H Missouri 1 3					
32 H Texas A&M 1 3						116 H Auburn 3 0					
154 A Arkansas 0 3						54 A Alabama 3 0					

Non-Div. I Games:

Tennessee

Average RPI Win:	154	WON-LOST	WINNING	LAST 10	STRENGTH OF	OPP. STRENGTH	TEAM	ADJ	CONF.	ADJ CONF.	
Average RPI Loss:	90	RECORD	PCT. RANK	GAMES	SCHEDULE	OF SCHEDULE	RPI	RPI	RPI	RPI	
DIV. I ONLY	16- 16	.5	171	8- 2	35	129	86	.54902	87	8	8
DIV. I NON-CONF.	6- 7	.46154	192	0- 0	83	186	128	.52131	128	12	12
<hr/>											
TOTALS	RPI 1-25	RPI 26-50		W-L RECORDS		RPI 51-100		RPI 101-150		RPI 150+	
16- 16	0- 2	1- 2		OVERALL		4- 5		4- 5		7- 2	
6- 6	0- 1	1- 0		HOME		2- 1		1- 2		2- 2	
5- 6	0- 0	0- 1		AWAY		1- 4		1- 1		3- 0	
5- 4	0- 1	0- 1		NEUTRAL		1- 0		2- 2		2- 0	
6- 7	0- 2	0- 0		NON-CONFERENCE		0- 2		2- 2		4- 1	
2- 2	0- 1	0- 0		HOME		0- 0		1- 0		1- 1	
1- 2	0- 0	0- 0		AWAY		0- 2		0- 0		1- 0	
3- 3	0- 1	0- 0		NEUTRAL		0- 0		1- 2		2- 0	
10- 9	0- 0	1- 2		CONFERENCE		4- 3		2- 3		3- 1	
4- 4	0- 0	1- 0		HOME		2- 1		0- 2		1- 1	
4- 4	0- 0	0- 1		AWAY		1- 2		1- 1		2- 0	
2- 1	0- 0	0- 1		NEUTRAL		1- 0		1- 0		0- 0	
<hr/>											
RPI S	Opponent	Score		RPI S	Opponent	Score		RPI S	Opponent	Score	
11 H	Missouri	0	3	50 A	James Madison	1	3	57 A	Hofstra	0	3
25 N	SMU	0	3	50 H	James Madison	3	2	57 H	Hofstra	3	1
				50 N	James Madison	0	3	58 A	FGCU	0	3
								64 A	North Carolina St.	0	3
								73 A	Towson	3	0
								73 H	Towson	1	3
								94 A	Northeastern	0	3
								94 H	Northeastern	3	2
								94 N	Northeastern	3	0
								</			

Non-Div. I Games:

Delaware

Average RPI Win:	250	WON-LOST RECORD	WINNING PCT. RANK	LAST 10 GAMES	STRENGTH OF SCHEDULE	OPP. STRENGTH OF SCHEDULE	TEAM RPI	ADJ RPI	CONF. RPI	ADJ CONF. RPI		
DIV. I ONLY		27- 8	.77143	32	8- 2	194	259	84	.54897	88	27	27
DIV. I NON-CONF.		10- 7	.58824	120	0- 1	176	194	146	.51178	146	28	28
<hr/>												
TOTALS	RPI 1-25	RPI 26-50		W-L RECORDS		RPI 51-100		RPI 101-150		RPI 150+		
27- 8	0- 3	0- 2		OVERALL		0- 1		2- 0		25- 2		
12- 1	0- 1	0- 0		HOME		0- 0		1- 0		11- 0		
12- 4	0- 1	0- 1		AWAY		0- 1		1- 0		11- 1		
3- 3	0- 1	0- 1		NEUTRAL		0- 0		0- 0		3- 1		
<hr/>												
10- 7	0- 3	0- 2		NON-CONFERENCE		0- 1		0- 0		10- 1		
2- 1	0- 1	0- 0		HOME		0- 0		0- 0		2- 0		
5- 3	0- 1	0- 1		AWAY		0- 1		0- 0		5- 0		
3- 3	0- 1	0- 1		NEUTRAL		0- 0		0- 0		3- 1		
<hr/>												
17- 1	0- 0	0- 0		CONFERENCE		0- 0		2- 0		15- 1		
10- 0	0- 0	0- 0		HOME		0- 0		1- 0		9- 0		
7- 1	0- 0	0- 0		AWAY		0- 0		1- 0		6- 1		
0- 0	0- 0	0- 0		NEUTRAL		0- 0		0- 0		0- 0		
<hr/>												
RPI S	Opponent	Score		RPI S	Opponent	Score		RPI S	Opponent	Score		
6 H	Washington	2	3	34 N	Coastal Caro.	0	3	57 A	Hofstra	0	3	
14 A	Michigan	0	3	36 A	Pittsburgh	1	3					
14 N	Michigan	0	3									
											</	

Non-Div. I Games:

American

RPI	S	Opponent	Score	
328	A	Delaware St.	3	0
329	H	Coppin St.	3	0

American

A
m
e
r
i
c
a
n

A
m
e
r
i
c
a
n

Average RPI Win:	140	WON-LOST	WINNING	LAST 10	STRENGTH OF	OPP. STRENGTH	TEAM	ADJ	CONF.	ADJ CONF.		
Average RPI Loss:	60	RECORD	PCT. RANK	GAMES	SCHEDULE	OF SCHEDULE	RPI	RPI	RPI	RPI		
DIV. I ONLY		13- 17	.43333	200	5- 5	34	47	102	.54798	89	5	5
DIV. I NON-CONF.		6- 6	.5	167	0- 0	26	35	58	.58801	58	5	5
<hr/>												
TOTALS	RPI 1-25	RPI 26-50		W-L RECORDS		RPI 51-100		RPI 101-150		RPI 150+		
13- 17	2- 5	0- 2		OVERALL		2- 8		3- 1		6- 1		
7- 6	1- 2	0- 0		HOME		1- 4		2- 0		3- 0		
2- 11	0- 3	0- 2		AWAY		1- 4		0- 1		1- 1		
4- 0	1- 0	0- 0		NEUTRAL		0- 0		1- 0		2- 0		
<hr/>												
6- 6	1- 2	0- 2		NON-CONFERENCE		0- 2		2- 0		3- 0		
2- 2	0- 1	0- 0		HOME		0- 1		1- 0		1- 0		
0- 4	0- 1	0- 2		AWAY		0- 1		0- 0		0- 0		
4- 0	1- 0	0- 0		NEUTRAL		0- 0		1- 0		2- 0		
<hr/>												
7- 11	1- 3	0- 0		CONFERENCE		2- 6		1- 1		3- 1		
5- 4	1- 1	0- 0		HOME		1- 3		1- 0		2- 0		
2- 7	0- 2	0- 0		AWAY		1- 3		0- 1		1- 1		
0- 0	0- 0	0- 0		NEUTRAL		0- 0		0- 0		0- 0		
<hr/>												
RPI S	Opponent	Score	RPI S	Opponent	Score	RPI S	Opponent	Score	RPI S	Opponent	Score	
7 A	BYU	0 3	27 A	Hawaii	1 3	53 H	Lipscomb	1 3	114 N	Arizona St.	3 0	
7 H	BYU	1 3	27 A	Hawaii	0 3	65 A	Loyola Marymount	1 3	126 A	Santa Clara	1 3	
8 H	UCLA	1 3				65 H	Loyola Marymount	0 3	126 H	Santa Clara	3 1	
17 A	San Diego	1 3				69 A	Long Beach St.	2 3	138 H	Rhode Island	3 2	
17 H	San Diego	3 1				80 A	Gonzaga	2 3	151 H	CSUN	3 2	
23 A	Arizona	0 3				80 H	Gonzaga	1 3	167 A	St. Mary's (CA)	1 3	
25 N	SMU	3 1				85 A	Pacific	3 0	167 H	St. Mary's (CA)	3 0	
						85 H	Pacific	3 2	186 N	Alabama St.	3 0	
						98 A	Portland	1 3	202 N	Harvard	3 2	
						98 H	Portland	2 3	264 A	San Francisco	3 0	
									264 H	San Francisco	3 1	
<hr/>												
LAST 10 GAMES												
17 H San Diego						98 A Portland						
65 A Loyola Marymount						85 H Pacific						
264 H San Francisco						167 H St. Mary's (CA)						
126 H Santa Clara						17 A San Diego						
80 A Gonzaga						7 A BYU						

Non-Div. I Games:

Pepperdine

Average RPI Win: 160		WON-LOST RECORD	WINNING PCT. RANK	LAST 10 GAMES	STRENGTH OF SCHEDULE	OPP. STRENGTH OF SCHEDULE	TEAM RPI	ADJ RPI	CONF. RPI	ADJ CONF. RPI	
Average RPI Loss: 103											
DIV. I ONLY		18- 14	.5625 131	5- 5	71	117	88	.54787 90	6	6	
DIV. I NON-CONF.		8- 4	.66667 82	0- 0	127	240	99	.5435 99	9	9	
TOTALS		RPI 1-25	RPI 26-50	W-L RECORDS	RPI 51-100	RPI 101-150	RPI 150+				
18- 14	0- 2		1- 3	OVERALL	5- 2	3- 4	9- 3				
5- 8	0- 1		0- 2	HOME	2- 0	1- 3	2- 2				
8- 5	0- 1		1- 1	AWAY	1- 1	2- 1	4- 1				
5- 1	0- 0		0- 0	NEUTRAL	2- 1	0- 0	3- 0				
8- 4	0- 0		0- 0	NON-CONFERENCE	2- 1	1- 2	5- 1				
0- 3	0- 0		0- 0	HOME	0- 0	0- 2	0- 1				
3- 0	0- 0		0- 0	AWAY	0- 0	1- 0	2- 0				
5- 1	0- 0		0- 0	NEUTRAL	2- 1	0- 0	3- 0				
10- 10	0- 2		1- 3	CONFERENCE	3- 1	2- 2	4- 2				
5- 5	0- 1		0- 2	HOME	2- 0	1- 1	2- 1				
5- 5	0- 1		1- 1	AWAY	1- 1	1- 1	2- 1				
0- 0	0- 0		0- 0	NEUTRAL	0- 0	0- 0	0- 0				
RPI S	Opponent	Score	RPI S	Opponent	Score	RPI S	Opponent	Score	RPI S	Opponent	Score
25 A	SMU	2 3	40 A	Cincinnati	0 3	58 N	FGCU	0 3	102 A	Southern Miss.	3 2
25 H	SMU	2 3	40 H	Cincinnati	2 3	61 A	UCF	3 0	113 A	South Fla.	3 1
			47 A	Temple	3 2	61 H	UCF	3 1	113 H	South Fla.	2 3
			47 H	Temple	0 3	75 A	Tulsa	1 3	122 H	UTRGV	1 3
						75 H	Tulsa	3 2	125 A	UConn	1 3
						92 N	North Dakota	3 2	125 H	UConn	3 1
						99 N	ETSU	3 0	136 H	Sam Houston St.	1 3
									171 A	Memphis	2 3
									171 H	Memphis	3 0
									179 A	Fla. Atlantic	3 2
									192 A	East Carolina	3 1
									192 H	East Carolina	1 3
									226 A	Clemson	3 0
									243 N	Abilene Christian	3 0
									245 A	Houston	3 1
									245 H	Houston	3 0
									279 H	Bethune-Cookman	2 3
									284 N	McNeese	3 2
									325 N	Grambling	3 0
			LAST 10 GAMES								
			113 H	South Fla.	2 3	245 H	Houston	3 0			
			61 H	UCF	3 1	47 H	Temple	0 3			
			192 A	East Carolina	3 1	125 H	UConn	3 1			
			40 A	Cincinnati	0 3	25 A	SMU	2 3			
			171 H	Memphis	3 0	75 A	Tulsa	1 3			

Non-Div. I Games:

Tulane

Average RPI Win: 211		WON-LOST	WINNING	LAST 10	STRENGTH OF		OPP. STRENGTH	TEAM	ADJ	CONF.	ADJ CONF.
Average RPI Loss: 111		RECORD	PCT. RANK	GAMES	SCHEDULE		OF SCHEDULE	RPI	RPI	RPI	RPI
DIV. I ONLY		24- 8	.75	35	6- 4		212	196	88	.54657	91
DIV. I NON-CONF.		10- 3	.76923	40	0- 0		264	201	124	.52352	124
TOTALS		RPI 1-25	RPI 26-50		W-L RECORDS		RPI 51-100		RPI 101-150		RPI 150+
24- 8	0- 0	0- 1		OVERALL		1- 3		7- 2		16- 2	
9- 1	0- 0	0- 0		HOME		0- 1		3- 0		6- 0	
7- 6	0- 0	0- 1		AWAY		1- 1		2- 2		4- 2	
8- 1	0- 0	0- 0		NEUTRAL		0- 1		2- 0		6- 0	
10- 3	0- 0	0- 1		NON-CONFERENCE		1- 1		0- 0		9- 1	
2- 0	0- 0	0- 0		HOME		0- 0		0- 0		2- 0	
2- 2	0- 0	0- 1		AWAY		1- 0		0- 0		1- 1	
6- 1	0- 0	0- 0		NEUTRAL		0- 1		0- 0		6- 0	
14- 5	0- 0	0- 0		CONFERENCE		0- 2		7- 2		7- 1	
7- 1	0- 0	0- 0		HOME		0- 1		3- 0		4- 0	
5- 4	0- 0	0- 0		AWAY		0- 1		2- 2		3- 1	
2- 0	0- 0	0- 0		NEUTRAL		0- 0		2- 0		0- 0	
RPI S	Opponent	Score	RPI S	Opponent	Score	RPI S	Opponent	Score	RPI S	Opponent	Score
			47 A	Temple	1 3	61 N	UCF	1 3	110 A	Sacramento St.	0 3
						71 A	Southern Ill.	3 1	110 H	Sacramento St.	3 0
						92 A	North Dakota	0 3	110 N	Sacramento St.	3 1
						92 H	North Dakota	0 3	129 A	Idaho St.	2 3
									129 H	Idaho St.	3 1
									142 A	Northern Colo.	3 1
									143 A	Portland St.	3 2
									143 H	Portland St.	3 1
									143 N	Portland St.	3 0
									160 A	CSU Bakersfield	2 3
									164 N	UC Irvine	3 2
									191 N	Western Mich.	3 1
									199 A	Eastern Wash.	1 3
									204 A	Idaho	3 2
									218 A	Weber St.	3 0
									218 H	Weber St.	3 0
									259 H	Montana St.	3 0
									262 A	UT Martin	3 1
									264 N	San Francisco	3 0
									265 N	UC Riverside	3 2
									276 H	Montana	3 0
									279 H	Bethune-Cookman	3 0
									279 H	Bethune-Cookman	3 0
									292 A	Southern Utah	3 0
									292 H	Southern Utah	3 0
									305 N	Alabama A&M	3 0
									311 N	Hampton	3 0
LAST 10 GAMES			92 A	North Dakota	0 3	129 A	Idaho St.	2 3	279 H	Bethune-Cookman	3 0
			110 N	Sacramento St.	3 1	218 A	Weber St.	3 0	292 A	Southern Utah	3 0
			143 N	Portland St.	3 0	143 A	Portland St.	3 2	292 H	Southern Utah	3 0
			292 H	Southern Utah	3 0	110 A	Sacramento St.	0 3	305 N	Alabama A&M	3 0
			92 H	North Dakota	0 3	276 H	Montana	3 0	311 N	Hampton	3 0

Non-Div. I Games:

Northern Ariz.

Average RPI Win:		207	WON-LOST RECORD		WINNING PCT. RANK		LAST 10 GAMES		STRENGTH OF SCHEDULE		OPP. STRENGTH OF SCHEDULE		TEAM RPI		ADJ RPI		CONF. RPI		ADJ CONF. RPI	
DIV. I ONLY			26- 10		.72222 53		9- 1		195		149		90		.54591 92		18		17	
DIV. I NON-CONF.			9- 8		.52941 165		0- 1		180		107		153		.50341 153		17		17	
TOTALS		RPI 1-25		RPI 26-50		W-L RECORDS		RPI 51-100		RPI 101-150		RPI 150+								
26- 10		0- 2		0- 0		OVERALL		3- 4		5- 3		18- 1								
13- 3		0- 0		0- 0		HOME		1- 1		4- 1		8- 1								
10- 5		0- 2		0- 0		AWAY		1- 1		0- 2		9- 0								
3- 2		0- 0		0- 0		NEUTRAL		1- 2		1- 0		1- 0								
9- 8		0- 2		0- 0		NON-CONFERENCE		1- 4		1- 1		7- 1								
2- 3		0- 0		0- 0		HOME		0- 1		0- 1		2- 1								
4- 3		0- 2		0- 0		AWAY		0- 1		0- 0		4- 0								
3- 2		0- 0		0- 0		NEUTRAL		1- 2		1- 0		1- 0								
17- 2		0- 0		0- 0		CONFERENCE		2- 0		4- 2		11- 0								
11- 0		0- 0		0- 0		HOME		1- 0		4- 0		6- 0								
6- 2		0- 0		0- 0		AWAY		1- 0		0- 2		5- 0								
0- 0		0- 0		0- 0		NEUTRAL		0- 0		0- 0		0- 0								
RPI	S	Opponent		Score		RPI	S	Opponent		Score		RPI	S	Opponent		Score				
1	A	Minnesota		0 3								110	H	Sacramento St.		3 2				
1	A	Minnesota		1 3								129	A	Idaho St.		2 3				
												129	H	Idaho St.		3 0				
												142	A	Northern Colo.		0 3				
												142	H	Northern Colo.		3 0				
												143	H	Portland St.		3 1				
												144	H	UC Davis		0 3				
												145	N	Toledo		3 0				
												152	H	Texas Tech		0 3				
												199	A	Eastern Wash.		3 1				
												199	H	Eastern Wash.		3 0				
												203	A	North Dakota St.		3 0				
												204	A	Idaho		3 1				
												204	H	Idaho		3 0				
												204	H	Idaho		3 1				
												214	H	UTEP		3 0				
												218	A	Weber St.		3 1				
												226	A	Clemson		3 1				
												259	A	Montana St.		3 0				
												259	H	Montana St.		3 0				
												266	H	Omaha		3 0				
												276	A	Montana		3 1				
												276	H	Montana		3 0				
												291	A	Jacksonville St.		3 0				
												292	H	Southern Utah		3 0				
												297	A	South Dakota St.		3 1				
												332	N	Alcorn		3 0				
LAST 10 GAMES																				
		1 A Minnesota		0 3				91 A Northern Ariz.		3 0				276 H Montana		3 0				
		91 H Northern Ariz.		3 0				204 H Idaho		3 1										
		129 H Idaho St.		3 0				199 H Eastern Wash.		3 0				292 H Southern Utah		3 0				
		204 H Idaho		3 0				259 A Montana St.		3 0				297 A South Dakota St.		3 1				
		142 H Northern Colo.		3 0				276 A Montana		3 1				332 N Alcorn		3 0				

Non-Div. I Games:

North Dakota

Average RPI Win:		216	WON-LOST RECORD		WINNING PCT. RANK		LAST 10 GAMES		STRENGTH OF SCHEDULE		OPP. STRENGTH OF SCHEDULE		TEAM RPI		ADJ RPI		CONF. RPI		ADJ CONF. RPI			
Average RPI Loss:		116																				
DIV. I ONLY			23- 9		.71875 54		9- 1		179		202		91		.54548 93		26		26			
DIV. I NON-CONF.			5- 8		.38462 223		0- 1		161		56		189		.47975 188		26		26			
TOTALS		RPI 1-25		RPI 26-50		W-L RECORDS		RPI 51-100		RPI 101-150		RPI 150+										
23- 9		0- 2		0- 0		OVERALL		4- 3		2- 2		17- 2										
11- 0		0- 0		0- 0		HOME		2- 0		1- 0		8- 0										
9- 5		0- 2		0- 0		AWAY		2- 1		1- 1		6- 1										
3- 4		0- 0		0- 0		NEUTRAL		0- 2		0- 1		3- 1										
5- 8		0- 2		0- 0		NON-CONFERENCE		1- 3		0- 2		4- 1										
0- 0		0- 0		0- 0		HOME		0- 0		0- 0		0- 0										
2- 4		0- 2		0- 0		AWAY		1- 1		0- 1		1- 0										
3- 4		0- 0		0- 0		NEUTRAL		0- 2		0- 1		3- 1										
18- 1		0- 0		0- 0		CONFERENCE		3- 0		2- 0		13- 1										
11- 0		0- 0		0- 0		HOME		2- 0		1- 0		8- 0										
7- 1		0- 0		0- 0		AWAY		1- 0		1- 0		5- 1										
0- 0		0- 0		0- 0		NEUTRAL		0- 0		0- 0		0- 0										
RPI	S	Opponent			Score		RPI	S	Opponent			Score		RPI	S	Opponent			Score			
8	A	UCLA			1	3			56	N	Illinois			0	3	121	A	Butler			1	3
24	A	Oregon			0	3			71	A	Southern Ill.			0	3	137	A	Austin Peay			3	1
									81	A	Saint Louis			3	2	137	H	Austin Peay			3	0
									83	N	San Diego St.			1	3	144	N	UC Davis			1	3
									100	A	SIUE			3	2	178	A	Belmont			3	2
									100	H	SIUE			3	2	188	A	Tennessee St.			3	0
									100	H	SIUE			3	2	197	N	Wright St.			3	0
																210	N	Ball St.			3	2
																216	N	Youngstown St.			3	2
																232	A	Fort Wayne			3	1
																240	H	Eastern Ky.			3	1
																240	H	Eastern Ky.			3	1
																262	A	UT Martin			3	0
																262	H	UT Martin			3	0
																266	N	Omaha			2	3
																267	A	Morehead St.			0	3
																289	H	Tennessee Tech			3	0
																291	H	Jacksonville St.			3	0
																291	H	Jacksonville St.			3	0
																293	A	Southeast Mo. St.			3	0
																293	H	Southeast Mo. St.			3	0
																310	A	Eastern Ill.			3	0
																310	H	Eastern Ill.			3	1
LAST 10 GAMES																						
	8	A	UCLA			1	3		310	H	Eastern Ill.			3	1							
	100	H	SIUE			3	2		240	H	Eastern Ky.			3	1							
	240	H	Eastern Ky.			3	1		137	A	Austin Peay			3	1							
	291	H	Jacksonville St.			3	0		262	A	UT Martin			3	0							
	100	H	SIUE			3	2		293	A	Southeast Mo. St.			3	0							

Non-Div. I Games:

Murray St.

Average RPI Win: 174		WON-LOST	WINNING	LAST 10	STRENGTH OF		OPP. STRENGTH	TEAM	ADJ	CONF.	ADJ CONF.		
Average RPI Loss: 110		RECORD	PCT. RANK	GAMES	SCHEDULE		OF SCHEDULE	RPI	RPI	RPI	RPI		
DIV. I ONLY		20- 11	.64516	83	4- 6		152	118	95	.5452	94	8	8
DIV. I NON-CONF.		10- 4	.71429	65	0- 0		256	192	144	.51228	145	12	12
TOTALS		RPI 1-25	RPI 26-50		W-L RECORDS		RPI 51-100		RPI 101-150		RPI 150+		
20- 11	0- 0	1- 2		OVERALL		3- 4		4- 1		12- 4			
11- 0	0- 0	1- 0		HOME		3- 0		2- 0		5- 0			
7- 7	0- 0	0- 1		AWAY		0- 3		2- 1		5- 2			
2- 4	0- 0	0- 1		NEUTRAL		0- 1		0- 0		2- 2			
10- 4	0- 0	0- 1		NON-CONFERENCE		0- 0		1- 0		9- 3			
3- 0	0- 0	0- 0		HOME		0- 0		0- 0		3- 0			
5- 1	0- 0	0- 0		AWAY		0- 0		1- 0		4- 1			
2- 3	0- 0	0- 1		NEUTRAL		0- 0		0- 0		2- 2			
10- 7	0- 0	1- 1		CONFERENCE		3- 4		3- 1		3- 1			
8- 0	0- 0	1- 0		HOME		3- 0		2- 0		2- 0			
2- 6	0- 0	0- 1		AWAY		0- 3		1- 1		1- 1			
0- 1	0- 0	0- 0		NEUTRAL		0- 1		0- 0		0- 0			
RPI S	Opponent	Score	RPI S	Opponent	Score	RPI S	Opponent	Score	RPI S	Opponent	Score		
38 N	Washington St.	0 3	57 A	Hofstra	2 3	104 A	UNCW	3 1					
50 A	James Madison	1 3	57 H	Hofstra	3 0	104 H	UNCW	3 0					
50 H	James Madison	3 1	73 A	Towson	1 3	106 A	Col. of Charleston	0 3					
			73 H	Towson	3 2	106 H	Col. of Charleston	3 1					
			87 A	Delaware	2 3	135 A	New Hampshire	3 1					
			87 H	Delaware	3 0	158 N	North Florida	3 1					
			87 N	Delaware	0 3	164 A	UC Irvine	1 3					
						175 N	California	2 3					
						179 A	Fla. Atlantic	3 1					
						183 A	Elon	2 3					
						183 H	Elon	3 2					
						185 N	Drake	1 3					
						202 A	Harvard	3 1					
						213 H	Binghamton	3 0					
						229 A	William & Mary	3 2					
						229 H	William & Mary	3 0					
						236 A	Boston College	3 0					
						273 H	Fordham	3 1					
						279 N	Bethune-Cookman	3 0					
						280 A	UMass Lowell	3 0					
						301 H	Presbyterian	3 0					
LAST 10 GAMES			LAST 10 GAMES			LAST 10 GAMES							
87 N	Delaware	0 3	106 H	Col. of Charleston	3 1								
183 A	Elon	2 3	57 A	Hofstra	2 3								
73 A	Towson	1 3	229 A	William & Mary	3 2								
87 A	Delaware	2 3	50 A	James Madison	1 3								
104 H	UNCW	3 0	57 H	Hofstra	3 0								

Non-Div. I Games:

Northeastern

Average RPI Win:	155	WON-LOST RECORD	WINNING PCT. RANK	LAST 10 GAMES	STRENGTH OF SCHEDULE	OPP. STRENGTH OF SCHEDULE	TEAM RPI	ADJ RPI	CONF. RPI	ADJ CONF. RPI					
DIV. I ONLY		17- 14	.54839	138	5- 5	90	61	92	.54487	95	4	4			
DIV. I NON-CONF.		11- 2	.84615	20	0- 0	144	153	55	.58888	57	4	4			
<hr/>															
TOTALS	RPI 1-25	RPI 26-50		W-L RECORDS		RPI 51-100		RPI 101-150		RPI 150+					
17- 14	0- 5	0- 1		OVERALL		5- 3		2- 3		10- 2					
8- 5	0- 2	0- 1		HOME		4- 0		1- 1		3- 1					
3- 9	0- 3	0- 0		AWAY		1- 3		0- 2		2- 0					
6- 0	0- 0	0- 0		NEUTRAL		0- 0		1- 0		5- 0					
11- 2	0- 0	0- 0		NON-CONFERENCE		3- 1		1- 1		7- 0					
4- 0	0- 0	0- 0		HOME		2- 0		0- 0		2- 0					
1- 2	0- 0	0- 0		AWAY		1- 1		0- 1		0- 0					
6- 0	0- 0	0- 0		NEUTRAL		0- 0		1- 0		5- 0					
6- 12	0- 5	0- 1		CONFERENCE		2- 2		1- 2		3- 2					
4- 5	0- 2	0- 1		HOME		2- 0		1- 1		1- 1					
2- 7	0- 3	0- 0		AWAY		0- 2		0- 1		2- 1					
0- 0	0- 0	0- 0		NEUTRAL		0- 0		0- 0		0- 0					
RPI S	Opponent	Score	RPI S	Opponent	Score	RPI S	Opponent	Score	RPI S	Opponent	Score				
11 A	Missouri	0 3	32 H	Texas A&M	1 3	53 A	Lipscomb	0 3	112 H	South Carolina	3 0				
13 A	Florida	0 3				54 A	Alabama	2 3	116 A	Auburn	2 3				
13 H	Florida	1 3				54 H	Alabama	3 1	116 H	Auburn	2 3				
20 A	Kentucky	0 3				55 H	Arkansas St.	3 1	144 N	UC Davis	3 1				
20 H	Kentucky	1 3				64 H	North Carolina St.	3 2	150 A	Chattanooga	2 3				
						86 A	Tennessee	0 3	153 A	LSU	3 1				
						86 H	Tennessee	3 0	153 H	LSU	2 3				
						92 A	North Dakota	3 2	154 H	Arkansas	3 2				
									159 N	Northwestern	3 2				
									163 H	UT Arlington	3 1				
									165 A	Mississippi St.	2 3				
									168 N	Virginia Tech	3 2				
									188 N	Tennessee St.	3 0				
									189 A	Georgia	3 1				
									266 N	Omaha	3 1				
									284 H	McNeese	3 0				
									298 N	Appalachian St.	3 0				
<hr/>															
LAST 10 GAMES															
112 H South Carolina						3	0	86 H Tennessee						3	0
54 A Alabama						2	3	116 A Auburn						2	3
189 A Georgia						3	1	153 A LSU						3	1
165 A Mississippi St.						2	3	13 A Florida						0	3
20 H Kentucky						1	3	54 H Alabama						3	1

Non-Div. I Games:

Ole Miss

[illegible]

Non-Div. I Games:

South Dakota

Average RPI Win:	161	WON-LOST	WINNING	LAST 10	STRENGTH OF	OPP. STRENGTH	TEAM	ADJ	CONF.	ADJ CONF.			
Average RPI Loss:	92	RECORD	PCT. RANK	GAMES	SCHEDULE	OF SCHEDULE	RPI	RPI	RPI	RPI			
DIV. I ONLY	17- 12	.58621	117	6- 4	113	90	100	.54406	97	12	11		
DIV. I NON-CONF.	9- 4	.69231	72	0- 0	79	64	52	.59489	51	10	10		
<hr/>													
TOTALS	RPI 1-25	RPI 26-50		W-L RECORDS	RPI 51-100		RPI 101-150		RPI 150+				
17- 12	0- 1	2- 4		OVERALL	2- 4		3- 0		10- 3				
6- 6	0- 0	2- 2		HOME	0- 2		1- 0		3- 2				
6- 6	0- 1	0- 2		AWAY	1- 2		1- 0		4- 1				
5- 0	0- 0	0- 0		NEUTRAL	1- 0		1- 0		3- 0				
<hr/>													
9- 4	0- 1	2- 2		NON-CONFERENCE	1- 1		1- 0		5- 0				
3- 1	0- 0	2- 1		HOME	0- 0		0- 0		1- 0				
1- 3	0- 1	0- 1		AWAY	0- 1		0- 0		1- 0				
5- 0	0- 0	0- 0		NEUTRAL	1- 0		1- 0		3- 0				
<hr/>													
8- 8	0- 0	0- 2		CONFERENCE	1- 3		2- 0		5- 3				
3- 5	0- 0	0- 1		HOME	0- 2		1- 0		2- 2				
5- 3	0- 0	0- 1		AWAY	1- 1		1- 0		3- 1				
0- 0	0- 0	0- 0		NEUTRAL	0- 0		0- 0		0- 0				
<hr/>													
RPI S	Opponent	Score	RPI S	Opponent	Score	RPI S	Opponent	Score	RPI S	Opponent	Score		
17 A	San Diego	0 3	27 A	Hawaii	1 3	52 A	Cal Poly	3 0	131 N	Albany (NY)	3 1		
			27 H	Hawaii	0 3	52 H	Cal Poly	0 3	144 A	UC Davis	3 2		
			30 A	UNLV	0 3	69 A	Long Beach St.	0 3	144 H	UC Davis	3 1		
			36 H	Pittsburgh	1 3	69 H	Long Beach St.	2 3	151 A	CSUN	3 1		
			39 H	Baylor	3 0	79 N	New Mexico St.	3 2	151 H	CSUN	3 1		
			48 H	Colorado St.	3 0	83 A	San Diego St.	0 3	160 H	CSU Bakersfield	3 0		
									164 A	UC Irvine	3 0		
									164 H	UC Irvine	0 3		
									174 N	St. John's (NY)	3 1		
									195 N	San Jose St.	3 0		
									260 N	Brown	3 0		
									264 A	San Francisco	3 0		
									265 A	UC Riverside	1 3		
									265 H	UC Riverside	2 3		
									288 A	Cal St. Fullerton	3 1		
									288 H	Cal St. Fullerton	3 1		
<hr/>													
LAST 10 GAMES													
164 H UC Irvine						0 3	144 A UC Davis						3 2
27 A Hawaii						1 3	52 A Cal Poly						3 0
265 H UC Riverside						2 3	151 H CSUN						3 1
288 H Cal St. Fullerton						3 1	69 H Long Beach St.						2 3
164 A UC Irvine						3 0	288 A Cal St. Fullerton						3 1

Non-Div. I Games:

UC Santa Barbara

Average RPI Win:	147	WON-LOST	WINNING	LAST 10	STRENGTH OF	OPP. STRENGTH	TEAM	ADJ	CONF.	ADJ CONF.	
Average RPI Loss:	84	RECORD	PCT. RANK	GAMES	SCHEDULE	OF SCHEDULE	RPI	RPI	RPI	RPI	
DIV. I ONLY	17- 13	.56667	130	6- 4	127	52	108	.54307	98	5	5
DIV. I NON-CONF.	7- 5	.58333	123	0- 0	192	82	141	.51478	141	5	5
<hr/>											
TOTALS	RPI 1-25	RPI 26-50		W-L RECORDS		RPI 51-100		RPI 101-150		RPI 150+	
17- 13	2- 2	0- 1		OVERALL		3- 6		4- 3		8- 1	
6- 6	1- 1	0- 1		HOME		2- 3		0- 1		3- 0	
8- 4	1- 1	0- 0		AWAY		1- 3		3- 0		3- 0	
3- 3	0- 0	0- 0		NEUTRAL		0- 0		1- 2		2- 1	
7- 5	0- 0	0- 1		NON-CONFERENCE		0- 1		3- 2		4- 1	
1- 2	0- 0	0- 1		HOME		0- 1		0- 0		1- 0	
3- 0	0- 0	0- 0		AWAY		0- 0		2- 0		1- 0	
3- 3	0- 0	0- 0		NEUTRAL		0- 0		1- 2		2- 1	
10- 8	2- 2	0- 0		CONFERENCE		3- 5		1- 1		4- 0	
5- 4	1- 1	0- 0		HOME		2- 2		0- 1		2- 0	
5- 4	1- 1	0- 0		AWAY		1- 3		1- 0		2- 0	
0- 0	0- 0	0- 0		NEUTRAL		0- 0		0- 0		0- 0	
RPI S	Opponent	Score	RPI S	Opponent	Score	RPI S	Opponent	Score	RPI S	Opponent	Score
7 A	BYU	0 3	31 H	Utah	0 3	65 A	Loyola Marymount	0 3	123 A	Oregon St.	3 2
7 H	BYU	3 2				65 H	Loyola Marymount	0 3	126 A	Santa Clara	3 1
17 A	San Diego	3 2				80 A	Gonzaga	0 3	126 H	Santa Clara	2 3
17 H	San Diego	0 3				80 H	Gonzaga	2 3	128 A	Fresno St.	3 0
						82 H	Texas St.	0 3	133 N	DePaul	1 3
						85 A	Pacific	1 3	139 N	Utah St.	3 0
						85 H	Pacific	3 0	143 N	Portland St.	1 3
						89 A	Pepperdine	3 2	160 H	CSU Bakersfield	3 1
						89 H	Pepperdine	3 1	165 A	Mississippi St.	3 2
									167 A	St. Mary's (CA)	3 1
									167 H	St. Mary's (CA)	3 1
									182 N	Seattle U	1 3
									233 N	FIU	3 0
									264 A	San Francisco	3 2
									264 H	San Francisco	3 0
									272 N	Troy	3 2
<hr/>											
LAST 10 GAMES											
80 H	Gonzaga	2 3	65 H	Loyola Marymount	0 3						
85 H	Pacific	3 0	89 H	Pepperdine	3 1						
167 H	St. Mary's (CA)	3 1	264 A	San Francisco	3 2						
7 A	BYU	0 3	126 A	Santa Clara	3 1						
17 A	San Diego	3 2	80 A	Gonzaga	0 3						

Non-Div. I Games:

Portland

**E
T
S
U**

ETSU

Average RPI Win: 242		WON-LOST RECORD	WINNING PCT. RANK	LAST 10 GAMES	STRENGTH OF SCHEDULE	OPP. STRENGTH OF SCHEDULE	TEAM RPI	ADJ RPI	CONF. RPI	ADJ CONF. RPI		
Average RPI Loss: 99												
DIV. I ONLY		22- 8	.73333 45	8- 2	189	253	98	.54168 100	26	26		
DIV. I NON-CONF.		7- 4	.63636 102	0- 0	130	208	107	.53713 108	26	26		
<hr/>												
TOTALS		RPI 1-25	RPI 26-50		W-L RECORDS		RPI 51-100		RPI 101-150		RPI 150+	
22- 8	0- 0		0- 1	OVERALL		0- 4		2- 3		20- 0		
7- 3	0- 0		0- 0	HOME		0- 2		0- 1		7- 0		
10- 2	0- 0		0- 0	AWAY		0- 2		1- 0		9- 0		
5- 3	0- 0		0- 1	NEUTRAL		0- 0		1- 2		4- 0		
<hr/>												
7- 4	0- 0		0- 1	NON-CONFERENCE		0- 1		0- 2		7- 0		
1- 1	0- 0		0- 0	HOME		0- 1		0- 0		1- 0		
3- 0	0- 0		0- 0	AWAY		0- 0		0- 0		3- 0		
3- 3	0- 0		0- 1	NEUTRAL		0- 0		0- 2		3- 0		
<hr/>												
15- 4	0- 0		0- 0	CONFERENCE		0- 3		2- 1		13- 0		
6- 2	0- 0		0- 0	HOME		0- 1		0- 1		6- 0		
7- 2	0- 0		0- 0	AWAY		0- 2		1- 0		6- 0		
2- 0	0- 0		0- 0	NEUTRAL		0- 0		1- 0		1- 0		
<hr/>												
RPI	S	Opponent	Score	RPI	S	Opponent	Score	RPI	S	Opponent	Score	
				33	N	Dayton	1 3	74	H	Green Bay	2 3	
								93	A	Murray St.	2 3	
								93	A	Murray St.	2 3	
								93	H	Murray St.	2 3	
										120	N Bowling Green	0 3
										137	A Austin Peay	3 0
										137	H Austin Peay	2 3
										137	N Austin Peay	3 1
										145	N Toledo	2 3
										166	A Columbia	3 1
										178	A Belmont	3 0
										181	A Ill.-Chicago	3 1
										188	H Tennessee St.	3 0
										197	A Wright St.	3 1
										228	N Bryant	3 1
										240	H Eastern Ky.	3 0
										256	H Evansville	3 0
										262	A UT Martin	3 1
										262	H UT Martin	3 1
										267	H Morehead St.	3 2
										267	N Morehead St.	3 0
										280	N UMass Lowell	3 1
										289	A Tennessee Tech	3 0
										291	A Jacksonville St.	3 1
										293	A Southeast Mo. St.	3 2
										293	H Southeast Mo. St.	3 1
										299	N Manhattan	3 0
										310	A Eastern Ill.	3 0
										310	H Eastern Ill.	3 0
LAST 10 GAMES												
				93	A	Murray St.	2 3	262	H	UT Martin	3 1	
				137	N	Austin Peay	3 1	293	H	Southeast Mo. St.	3 1	
				267	N	Morehead St.	3 0	178	A	Belmont	3 0	
				93	A	Murray St.	2 3	310	A	Eastern Ill.	3 0	
				137	A	Austin Peay	3 0	291	A	Jacksonville St.	3 1	

Non-Div. I Games:

SIUE

Average RPI Win:	218	WON-LOST RECORD	WINNING PCT. RANK	LAST 10 GAMES	STRENGTH OF SCHEDULE	OPP. STRENGTH OF SCHEDULE	TEAM RPI	ADJ RPI	CONF. RPI	ADJ CONF. RPI	
Average RPI Loss:	127										
DIV. I ONLY	19- 5	.79167	26	8- 2	267	180	99	.54163	101	17	16
DIV. I NON-CONF.	8- 2	.8	35	1- 0	295	156	137	.51738	138	21	21
<hr/>											
TOTALS	RPI 1-25	RPI 26-50		W-L RECORDS		RPI 51-100		RPI 101-150		RPI 150+	
19- 5	0- 0	0- 0		OVERALL		2- 2		1- 1		16- 2	
11- 0	0- 0	0- 0		HOME		1- 0		1- 0		9- 0	
5- 5	0- 0	0- 0		AWAY		0- 2		0- 1		5- 2	
3- 0	0- 0	0- 0		NEUTRAL		1- 0		0- 0		2- 0	
<hr/>											
8- 2	0- 0	0- 0		NON-CONFERENCE		1- 1		1- 1		6- 0	
4- 0	0- 0	0- 0		HOME		0- 0		1- 0		3- 0	
1- 2	0- 0	0- 0		AWAY		0- 1		0- 1		1- 0	
3- 0	0- 0	0- 0		NEUTRAL		1- 0		0- 0		2- 0	
<hr/>											
11- 3	0- 0	0- 0		CONFERENCE		1- 1		0- 0		10- 2	
7- 0	0- 0	0- 0		HOME		1- 0		0- 0		6- 0	
4- 3	0- 0	0- 0		AWAY		0- 1		0- 0		4- 2	
0- 0	0- 0	0- 0		NEUTRAL		0- 0		0- 0		0- 0	
<hr/>											
RPI S	Opponent	Score	RPI S	Opponent	Score	RPI S	Opponent	Score	RPI S	Opponent	Score
						60 N	A&M-Corpus Christi	3 1	125 A	UConn	0 3
						66 A	Rice	0 3	131 H	Albany (NY)	3 0
						77 A	Princeton	0 3	166 A	Columbia	2 3
						77 H	Princeton	3 2	166 H	Columbia	3 1
									201 A	Cornell	3 1
									201 H	Cornell	3 1
									202 A	Harvard	2 3
									202 H	Harvard	3 1
									212 H	Rutgers	3 2
									215 A	Penn	3 0
									215 H	Penn	3 0
									244 A	Dartmouth	3 2
									244 H	Dartmouth	3 0
									245 A	Houston	3 0
									260 A	Brown	3 0
									260 H	Brown	3 1
									281 H	Hartford	3 0
									303 N	Loyola Maryland	3 0
									308 N	St. Francis Brooklyn	3 0
									315 H	Iona	3 0
<hr/>											
			LAST 10 GAMES								
			281 H	Hartford	3 0	166 H	Columbia	3 1			
			244 A	Dartmouth	3 2	201 H	Cornell	3 1			
			202 A	Harvard	2 3	260 H	Brown	3 1			
			215 H	Penn	3 0	77 A	Princeton	0 3			
			77 H	Princeton	3 2	215 A	Penn	3 0			

Non-Div. I Games:

Yale

Average RPI Win:		220	WON-LOST RECORD		WINNING PCT. RANK		LAST 10 GAMES		STRENGTH OF SCHEDULE		OPP. STRENGTH OF SCHEDULE		TEAM RPI		ADJ RPI		CONF. RPI		ADJ CONF. RPI	
DIV. I ONLY			23- 8	.74194	41	8- 2			233		164		101		.54068	102	14	14		
DIV. I NON-CONF.			11- 4	.73333	60	0- 0			248		175		122		.52384	122	16	16		
TOTALS		RPI 1-25		RPI 26-50		W-L RECORDS		RPI 51-100		RPI 101-150		RPI 150+								
23- 8		0- 2		0- 0		OVERALL		1- 4		2- 0		20- 2								
9- 2		0- 1		0- 0		HOME		1- 1		1- 0		7- 0								
8- 5		0- 0		0- 0		AWAY		0- 3		0- 0		8- 2								
6- 1		0- 1		0- 0		NEUTRAL		0- 0		1- 0		5- 0								
11- 4		0- 1		0- 0		NON-CONFERENCE		0- 2		1- 0		10- 1								
3- 1		0- 0		0- 0		HOME		0- 1		0- 0		3- 0								
3- 2		0- 0		0- 0		AWAY		0- 1		0- 0		3- 1								
5- 1		0- 1		0- 0		NEUTRAL		0- 0		1- 0		4- 0								
12- 4		0- 1		0- 0		CONFERENCE		1- 2		1- 0		10- 1								
6- 1		0- 1		0- 0		HOME		1- 0		1- 0		4- 0								
5- 3		0- 0		0- 0		AWAY		0- 2		0- 0		5- 1								
1- 0		0- 0		0- 0		NEUTRAL		0- 0		0- 0		1- 0								
RPI	S	Opponent			Score		RPI	S	Opponent			Score		RPI	S	Opponent			Score	
16	H	Western Ky.			1 3								111	H	Marshall			3 0		
19	N	Kansas St.			1 3								125	N	UConn			3 0		
													153	A	LSU			3 1		
													154	A	Arkansas			3 1		
													173	N	UMKC			3 0		
													179	A	Fla. Atlantic			1 3		
													187	A	North Texas			3 1		
													187	H	North Texas			3 1		
													187	N	North Texas			3 1		
													198	A	South Ala.			2 3		
													214	A	UTEP			3 0		
													233	A	FIU			3 1		
													238	N	Virginia			3 0		
													241	N	Lehigh			3 0		
													247	N	Northwestern St.			3 0		
													255	A	Louisiana Tech			3 0		
													255	H	Louisiana Tech			3 0		
													277	H	UAB			3 0		
													278	A	Middle Tenn.			3 0		
													283	H	Charlotte			3 0		
													284	H	McNeese			3 1		
													286	A	La.-Monroe			3 0		
													295	H	Southern U.			3 0		
													325	H	Grambling			3 0		
LAST 10 GAMES																				
						66	A	Rice		2	3	277	H	UAB		3	0			
						187	N	North Texas		3	1	187	H	North Texas		3	1			
						233	A	FIU		3	1	283	H	Charlotte		3	0			
						255	A	Louisiana Tech		3	0	179	A	Fla. Atlantic		1	3			
						66	H	Rice		3	2	278	A	Middle Tenn.		3	0			

Non-Div. I Games:

Southern Miss.

Average RPI Win: 210		WON-LOST RECORD		WINNING PCT. RANK		LAST 10 GAMES		STRENGTH OF SCHEDULE		OPP. STRENGTH OF SCHEDULE		TEAM RPI		ADJ RPI		CONF. RPI		ADJ CONF. RPI	
Average RPI Loss: 165																			
DIV. I ONLY		23- 10		.69697 64		7- 3		170		229		97		.54061 103		24		24	
DIV. I NON-CONF.		9- 5		.64286 96		0- 1		170		110		112		.53388 113		27		27	
TOTALS		RPI 1-25		RPI 26-50		W-L RECORDS		RPI 51-100		RPI 101-150		RPI 150+							
23- 10		0- 2		0- 0		OVERALL		2- 0		2- 2		19- 6							
8- 2		0- 0		0- 0		HOME		0- 0		1- 0		7- 2							
9- 6		0- 1		0- 0		AWAY		1- 0		0- 2		8- 3							
6- 2		0- 1		0- 0		NEUTRAL		1- 0		1- 0		4- 1							
9- 5		0- 2		0- 0		NON-CONFERENCE		2- 0		0- 1		7- 2							
2- 0		0- 0		0- 0		HOME		0- 0		0- 0		2- 0							
3- 3		0- 1		0- 0		AWAY		1- 0		0- 1		2- 1							
4- 2		0- 1		0- 0		NEUTRAL		1- 0		0- 0		3- 1							
14- 5		0- 0		0- 0		CONFERENCE		0- 0		2- 1		12- 4							
6- 2		0- 0		0- 0		HOME		0- 0		1- 0		5- 2							
6- 3		0- 0		0- 0		AWAY		0- 0		0- 1		6- 2							
2- 0		0- 0		0- 0		NEUTRAL		0- 0		1- 0		1- 0							
RPI	S	Opponent		Score		RPI	S	Opponent		Score		RPI	S	Opponent		Score			
9	A	North Carolina		0	3							117	A	Radford		0	3		
25	N	SMU		0	3							87	N	Delaware		3	1		
												117	H	Radford		3	1		
												117	N	Radford		3	1		
												147	A	VCU		1	3		
												157	H	UNCG		3	2		
												170	A	Liberty		3	2		
												170	A	Liberty		0	3		
												170	H	Liberty		3	1		
												177	A	Campbell		3	2		
												177	H	Campbell		2	3		
												183	A	Elon		3	1		
												207	N	Wofford		3	1		
												207	N	Wofford		3	0		
												216	H	Youngstown St.		3	0		
												226	A	Clemson		1	3		
												229	N	William & Mary		3	2		
												234	A	Wake Forest		3	1		
												242	A	Winthrop		3	0		
												242	H	Winthrop		0	3		
												257	A	UNC Asheville		0	3		
												257	H	UNC Asheville		3	0		
						257	N	UNC Asheville		3	1								
						282	A	Charleston So.		3	1								
						170	A	Liberty		0	3								
						117	H	Radford		3	1								
						242	H	Winthrop		0	3								
						282	H	Charleston So.		3	0								
						287	A	Gardner-Webb		3	0								
						287	H	Gardner-Webb		3	1								
LAST 10 GAMES																			
9 A North Carolina						0	3	287 H Gardner-Webb						3	1	282 A Charleston So.			
117 N Radford						3	1	170 A Liberty						0	3	282 H Charleston So.			
170 A Liberty						3	2	117 H Radford						3	1	283 N Charlotte			
257 N UNC Asheville						3	1	242 H Winthrop						0	3	287 A Gardner-Webb			
301 H Presbyterian						3	0	282 H Charleston So.						3	0	287 H Gardner-Webb			

Non-Div. I Games:

High Point

RPI	S	Opponent	Score	
301	A	Presbyterian	3	0
301	H	Presbyterian	3	0

High Point

H
i
g
h
P
o
i
n
t

H
i
g
h
P
o
i
n
t

Average RPI Win:	186	WON-LOST RECORD	WINNING PCT. RANK	LAST 10 GAMES	STRENGTH OF SCHEDULE	OPP. STRENGTH OF SCHEDULE	TEAM RPI	ADJ RPI	CONF. RPI	ADJ CONF. RPI		
DIV. I ONLY		15- 17	.46875	188	6- 4	55	63	110	.54007	104	10	9
DIV. I NON-CONF.		6- 6	.5	167	0- 0	34	47	64	.57905	62	6	6
<hr/>												
TOTALS	RPI 1-25	RPI 26-50		W-L RECORDS		RPI 51-100		RPI 101-150		RPI 150+		
15- 17	0- 7	0- 3		OVERALL		2- 6		0- 0		13- 1		
4- 8	0- 2	0- 3		HOME		0- 2		0- 0		4- 1		
7- 7	0- 4	0- 0		AWAY		1- 3		0- 0		6- 0		
4- 2	0- 1	0- 0		NEUTRAL		1- 1		0- 0		3- 0		
6- 6	0- 3	0- 1		NON-CONFERENCE		1- 2		0- 0		5- 0		
1- 1	0- 0	0- 1		HOME		0- 0		0- 0		1- 0		
1- 3	0- 2	0- 0		AWAY		0- 1		0- 0		1- 0		
4- 2	0- 1	0- 0		NEUTRAL		1- 1		0- 0		3- 0		
9- 11	0- 4	0- 2		CONFERENCE		1- 4		0- 0		8- 1		
3- 7	0- 2	0- 2		HOME		0- 2		0- 0		3- 1		
6- 4	0- 2	0- 0		AWAY		1- 2		0- 0		5- 0		
0- 0	0- 0	0- 0		NEUTRAL		0- 0		0- 0		0- 0		
RPI S	Opponent	Score		RPI S	Opponent	Score		RPI S	Opponent	Score		
2 A	Texas	0	3	34 H	Coastal Caro.	0	3	53 N	Lipscomb	1	3	
9 A	North Carolina	0	3	36 H	Pittsburgh	1	3	62 A	Duke	2	3	
9 H	North Carolina	1	3	49 H	Georgia Tech	2	3	63 N	UTSA	3	2	
11 N	Missouri	1	3					64 A	North Carolina St.	1	3	
18 A	Florida St.	0	3					64 H	North Carolina St.	1	3	
18 H	Florida St.	0	3					68 A	Notre Dame	3	2	
19 A	Kansas St.	0	3					68 H	Notre Dame	0	3	
								87 A	Delaware	2	3	
				LAST 10 GAMES								
				226 H	Clemson	3	1	223 A	Syracuse	3	1	
				49 H	Georgia Tech	2	3	64 H	North Carolina St.	1	3	
				62 A	Duke	2	3	9 H	North Carolina	1	3	
				234 A	Wake Forest	3	1	156 A	Louisville	3	2	
				236 A	Boston College	3	1	68 A	Notre Dame	3	2	

Non-Div. I Games:

Miami (FL)

Average RPI Win: 176		WON-LOST	WINNING	LAST 10	STRENGTH OF		OPP. STRENGTH	TEAM	ADJ	CONF.	ADJ CONF.				
Average RPI Loss: 101		RECORD	PCT. RANK	GAMES	SCHEDULE		OF SCHEDULE	RPI	RPI	RPI	RPI				
DIV. I ONLY		17- 11	.60714	104	5- 5		126	125	103	.54007	104	8	8		
DIV. I NON-CONF.		10- 2	.83333	25	0- 0		236	205	92	.55227	93	12	12		
<hr/>															
TOTALS		RPI 1-25		RPI 26-50		W-L RECORDS		RPI 51-100		RPI 101-150		RPI 150+			
17- 11		0- 0		0- 2		OVERALL		3- 7		3- 0		11- 2			
7- 5		0- 0		0- 1		HOME		1- 3		1- 0		5- 1			
6- 6		0- 0		0- 1		AWAY		2- 4		1- 0		3- 1			
4- 0		0- 0		0- 0		NEUTRAL		0- 0		1- 0		3- 0			
10- 2		0- 0		0- 0		NON-CONFERENCE		1- 1		1- 0		8- 1			
3- 1		0- 0		0- 0		HOME		0- 0		0- 0		3- 1			
3- 1		0- 0		0- 0		AWAY		1- 1		0- 0		2- 0			
4- 0		0- 0		0- 0		NEUTRAL		0- 0		1- 0		3- 0			
7- 9		0- 0		0- 2		CONFERENCE		2- 6		2- 0		3- 1			
4- 4		0- 0		0- 1		HOME		1- 3		1- 0		2- 0			
3- 5		0- 0		0- 1		AWAY		1- 3		1- 0		1- 1			
0- 0		0- 0		0- 0		NEUTRAL		0- 0		0- 0		0- 0			
RPI	S	Opponent	Score	RPI	S	Opponent	Score	RPI	S	Opponent	Score	RPI	S	Opponent	Score
				50	A	James Madison	1 3	57	A	Hofstra	2 3	106	A	Col. of Charleston	3 2
				50	H	James Madison	2 3	57	H	Hofstra	3 1	106	H	Col. of Charleston	3 1
								62	A	Duke	2 3	134	N	Ohio	3 1
								64	A	North Carolina St.	3 1	177	H	Campbell	3 0
								73	A	Towson	1 3	183	A	Elon	3 2
								73	H	Towson	0 3	183	H	Elon	3 0
								87	A	Delaware	3 2	187	A	North Texas	3 1
								87	H	Delaware	1 3	207	N	Wofford	3 2
								94	A	Northeastern	0 3	224	H	Jacksonville	3 1
								94	H	Northeastern	1 3	229	A	William & Mary	2 3
												229	H	William & Mary	3 0
												231	N	Indiana St.	3 0
												239	H	Davidson	0 3
												242	H	Winthrop	3 0
												285	N	Louisiana	3 0
												298	A	Appalachian St.	3 0
<hr/>															
LAST 10 GAMES															
				106	H	Col. of Charleston	3 1	57	A	Hofstra	2 3				
				183	H	Elon	3 0	87	H	Delaware	1 3				
				50	H	James Madison	2 3	73	H	Towson	0 3				
				229	H	William & Mary	3 0	183	A	Elon	3 2				
				94	A	Northeastern	0 3	106	A	Col. of Charleston	3 2				

Non-Div. I Games:

UNCW

Average RPI Win:	162	WON-LOST	WINNING	LAST 10	STRENGTH OF	OPP. STRENGTH	TEAM	ADJ	CONF.	ADJ CONF.	
Average RPI Loss:	109	RECORD	PCT. RANK	GAMES	SCHEDULE	OF SCHEDULE	RPI	RPI	RPI	RPI	
DIV. I ONLY	17- 12	.58621	117	5- 5	120	105	107	.53947	106	8	8
DIV. I NON-CONF.	7- 5	.58333	123	0- 0	244	163	176	.4884	175	12	12
<hr/>											
TOTALS	RPI 1-25	RPI 26-50		W-L RECORDS	RPI 51-100		RPI 101-150		RPI 150+		
17- 12	0- 0	1- 3		OVERALL	6- 3		1- 3		9- 3		
11- 3	0- 0	0- 1		HOME	4- 0		1- 2		6- 0		
4- 6	0- 0	1- 1		AWAY	2- 2		0- 1		1- 2		
2- 3	0- 0	0- 1		NEUTRAL	0- 1		0- 0		2- 1		
<hr/>											
7- 5	0- 0	0- 2		NON-CONFERENCE	0- 0		1- 1		6- 2		
5- 1	0- 0	0- 0		HOME	0- 0		1- 1		4- 0		
0- 2	0- 0	0- 1		AWAY	0- 0		0- 0		0- 1		
2- 2	0- 0	0- 1		NEUTRAL	0- 0		0- 0		2- 1		
<hr/>											
10- 7	0- 0	1- 1		CONFERENCE	6- 3		0- 2		3- 1		
6- 2	0- 0	0- 1		HOME	4- 0		0- 1		2- 0		
4- 4	0- 0	1- 0		AWAY	2- 2		0- 1		1- 1		
0- 1	0- 0	0- 0		NEUTRAL	0- 1		0- 0		0- 0		
<hr/>											
RPI S	Opponent	Score	RPI S	Opponent	Score	RPI S	Opponent	Score	RPI S	Opponent	Score
			38 N	Washington St.	0 3	57 A	Hofstra	1 3	104 A	UNCW	1 3
			39 A	Baylor	0 3	57 H	Hofstra	3 1	104 H	UNCW	2 3
			50 A	James Madison	3 1	73 A	Towson	3 2	112 H	South Carolina	0 3
			50 H	James Madison	2 3	73 H	Towson	3 1	147 H	VCU	3 1
						87 A	Delaware	3 2	162 N	Loyola Chicago	1 3
						87 H	Delaware	3 0	183 A	Elon	3 1
						87 N	Delaware	2 3	183 H	Elon	3 0
						94 A	Northeastern	1 3	213 H	Binghamton	3 0
						94 H	Northeastern	3 0	229 A	William & Mary	1 3
									229 H	William & Mary	3 0
									234 A	Wake Forest	0 3
									238 N	Virginia	3 2
									239 N	Davidson	3 0
									251 H	Eastern Mich.	3 1
									262 H	UT Martin	3 0
									282 H	Charleston So.	3 1
<hr/>											
			LAST 10 GAMES								
			87 N	Delaware	2 3	57 A	Hofstra	1 3			
			104 A	UNCW	1 3	94 A	Northeastern	1 3			
			229 H	William & Mary	3 0	73 H	Towson	3 1			
			183 H	Elon	3 0	87 H	Delaware	3 0			
			50 H	James Madison	2 3	183 A	Elon	3 1			

Non-Div. I Games:

Col. of Charleston

Average RPI Win:		192	WON-LOST	WINNING	LAST 10	STRENGTH OF		OPP. STRENGTH	TEAM	ADJ	CONF.	ADJ CONF.
Average RPI Loss:		90	RECORD	PCT. RANK	GAMES	SCHEDULE		OF SCHEDULE	RPI	RPI	RPI	RPI
DIV. I ONLY		18- 11		.62069	97	7- 3		144	128	105	.5391	107
DIV. I NON-CONF.		6- 5		.54545	152	0- 0		216	136	172	.49144	172
TOTALS		RPI 1-25		RPI 26-50		W-L RECORDS		RPI 51-100		RPI 101-150		RPI 150+
18- 11	0- 1			0- 2		OVERALL		1- 3		3- 4		14- 1
7- 1	0- 0			0- 1		HOME		1- 0		2- 0		4- 0
5- 7	0- 0			0- 1		AWAY		0- 1		0- 4		5- 0
6- 3	0- 1			0- 0		NEUTRAL		0- 1		1- 0		5- 1
6- 5	0- 1			0- 0		NON-CONFERENCE		0- 1		1- 2		5- 1
0- 0	0- 0			0- 0		HOME		0- 0		0- 0		0- 0
1- 3	0- 0			0- 0		AWAY		0- 1		0- 2		1- 0
5- 2	0- 1			0- 0		NEUTRAL		0- 0		1- 0		4- 1
12- 6	0- 0			0- 2		CONFERENCE		1- 2		2- 2		9- 0
7- 1	0- 0			0- 1		HOME		1- 0		2- 0		4- 0
4- 4	0- 0			0- 1		AWAY		0- 1		0- 2		4- 0
1- 1	0- 0			0- 0		NEUTRAL		0- 1		0- 0		1- 0
RPI S	Opponent	Score	RPI S	Opponent	Score	RPI S	Opponent	Score	RPI S	Opponent	Score	
23 N	Arizona	0 3	41 A	Cleveland St.	0 3	67 A	Indiana	0 3	111 N	Marshall	3 1	
			41 H	Cleveland St.	2 3	74 A	Green Bay	0 3	119 A	Oakland	1 3	
						74 H	Green Bay	3 2	119 H	Oakland	3 0	
						74 N	Green Bay	0 3	120 A	Bowling Green	0 3	
									121 A	Butler	0 3	
									148 A	Milwaukee	2 3	
									148 H	Milwaukee	3 0	
									162 N	Loyola Chicago	2 3	
									181 A	Ill.-Chicago	3 2	
									181 H	Ill.-Chicago	3 0	
									184 A	Valparaiso	3 0	
									184 H	Valparaiso	3 0	
									184 N	Valparaiso	3 2	
									197 A	Wright St.	3 0	
									197 H	Wright St.	3 0	
									210 N	Ball St.	3 1	
									216 A	Youngstown St.	3 1	
									216 H	Youngstown St.	3 0	
									232 N	Fort Wayne	3 0	
									256 N	Evansville	3 0	
									267 A	Morehead St.	3 1	
									298 N	Appalachian St.	3 1	
LAST 10 GAMES												
			74 N	Green Bay	0 3	74 H	Green Bay	3 2				
			184 N	Valparaiso	3 2	41 A	Cleveland St.	0 3				
			181 A	Ill.-Chicago	3 2	119 A	Oakland	1 3				
			216 A	Youngstown St.	3 1	197 H	Wright St.	3 0				
			148 H	Milwaukee	3 0	184 A	Valparaiso	3 0				

Non-Div. I Games:

Northern Ky.

Average RPI Win: 220		WON-LOST RECORD	WINNING PCT. RANK		LAST 10 GAMES	STRENGTH OF SCHEDULE		OPP. STRENGTH OF SCHEDULE		TEAM RPI	ADJ RPI		CONF. RPI	ADJ CONF. RPI					
Average RPI Loss: 104																			
DIV. I ONLY		23- 9	.71875	54	5- 3	213		199		106	.53825	108	25	25					
DIV. I NON-CONF.		8- 6	.57143	132	0- 2	129		87		116	.53232	116	22	22					
TOTALS		RPI 1-25		RPI 26-50		W-L RECORDS		RPI 51-100		RPI 101-150		RPI 150+							
23- 9	0- 3			0- 0	OVERALL		4- 2		0- 2		19- 2								
14- 1	0- 0			0- 0	HOME		3- 0		0- 1		11- 0								
7- 6	0- 1			0- 0	AWAY		1- 2		0- 1		6- 2								
2- 2	0- 2			0- 0	NEUTRAL		0- 0		0- 0		2- 0								
8- 6	0- 3			0- 0	NON-CONFERENCE		2- 1		0- 2		6- 0								
4- 1	0- 0			0- 0	HOME		1- 0		0- 1		3- 0								
2- 3	0- 1			0- 0	AWAY		1- 1		0- 1		1- 0								
2- 2	0- 2			0- 0	NEUTRAL		0- 0		0- 0		2- 0								
15- 3	0- 0			0- 0	CONFERENCE		2- 1		0- 0		13- 2								
10- 0	0- 0			0- 0	HOME		2- 0		0- 0		8- 0								
5- 3	0- 0			0- 0	AWAY		0- 1		0- 0		5- 2								
0- 0	0- 0			0- 0	NEUTRAL		0- 0		0- 0		0- 0								
RPI	S	Opponent		Score		RPI	S	Opponent		Score		RPI	S	Opponent		Score			
5	A	Stanford		0	3			65	H	Loyola Marymount		3	1	139	H	Utah St.		1	3
13	N	Florida		0	3			69	A	Long Beach St.		1	3	142	A	Northern Colo.		1	3
15	N	Michigan St.		0	3			83	A	San Diego St.		3	2	190	A	IUPUI		3	1
								96	A	South Dakota		2	3	190	H	IUPUI		3	2
								96	H	South Dakota		3	1	193	A	LIU Brooklyn		3	0
								96	H	South Dakota		3	0	203	A	North Dakota St.		3	2
														203	H	North Dakota St.		3	2
														221	A	Oral Roberts		2	3
														221	H	Oral Roberts		3	0
														221	H	Oral Roberts		3	0
														225	N	Marist		3	0
														232	A	Fort Wayne		0	3
														232	H	Fort Wayne		3	1
														235	H	Georgetown		3	0
														259	H	Montana St.		3	0
														266	A	Omaha		3	1
														266	H	Omaha		3	0
														292	H	Southern Utah		3	0
														297	A	South Dakota St.		3	0
														297	H	South Dakota St.		3	0
														304	N	NJIT		3	0
														318	A	Western Ill.		3	0
														318	H	Western Ill.		3	0
LAST 10 GAMES																			
5	A	Stanford		0	3	96	A	South Dakota		2	3								
96	H	South Dakota		3	1	266	H	Omaha		3	0								
221	H	Oral Roberts		3	0	221	H	Oral Roberts		3	0								
69	A	Long Beach St.		1	3	190	H	IUPUI		3	2								
203	A	North Dakota St.		3	2	232	H	Fort Wayne		3	1								

Non-Div. I Games:

Denver

Average RPI Win:	184	WON-LOST RECORD	WINNING PCT. RANK	LAST 10 GAMES	STRENGTH OF SCHEDULE	OPP. STRENGTH OF SCHEDULE	TEAM RPI	ADJ RPI	CONF. RPI	ADJ CONF. RPI		
DIV. I ONLY		14- 15	.48276	184	2- 8	77	32	111	.53817	109	2	2
DIV. I NON-CONF.		9- 4	.69231	72	0- 0	195	132	110	.5362	112	3	3
<hr/>												
TOTALS	RPI 1-25	RPI 26-50		W-L RECORDS		RPI 51-100		RPI 101-150		RPI 150+		
14- 15	1- 8	0- 5		OVERALL		0- 1		3- 1		10- 0		
7- 6	1- 3	0- 2		HOME		0- 1		1- 0		5- 0		
4- 7	0- 4	0- 3		AWAY		0- 0		2- 0		2- 0		
3- 2	0- 1	0- 0		NEUTRAL		0- 0		0- 1		3- 0		
<hr/>												
9- 4	0- 1	0- 1		NON-CONFERENCE		0- 1		1- 1		8- 0		
5- 1	0- 0	0- 0		HOME		0- 1		1- 0		4- 0		
1- 1	0- 0	0- 1		AWAY		0- 0		0- 0		1- 0		
3- 2	0- 1	0- 0		NEUTRAL		0- 0		0- 1		3- 0		
<hr/>												
5- 11	1- 7	0- 4		CONFERENCE		0- 0		2- 0		2- 0		
2- 5	1- 3	0- 2		HOME		0- 0		0- 0		1- 0		
3- 6	0- 4	0- 2		AWAY		0- 0		2- 0		1- 0		
0- 0	0- 0	0- 0		NEUTRAL		0- 0		0- 0		0- 0		
<hr/>												
RPI S	Opponent	Score	RPI S	Opponent	Score	RPI S	Opponent	Score	RPI S	Opponent	Score	
2 A	Texas	0 3	37 A	Iowa St.	0 3	63 H	UTSA	2 3	134 H	Ohio	3 0	
2 H	Texas	1 3	37 H	Iowa St.	1 3				141 N	Maryland	1 3	
6 N	Washington	1 3	39 A	Baylor	1 3				149 A	West Virginia	3 1	
10 A	Kansas	0 3	39 H	Baylor	2 3				149 A	West Virginia	3 0	
10 H	Kansas	1 3	44 A	Southern California	0 3				152 A	Texas Tech	3 0	
19 A	Kansas St.	1 3							152 H	Texas Tech	3 0	
19 H	Kansas St.	1 3							165 N	Mississippi St.	3 2	
21 A	TCU	2 3							173 H	UMKC	3 0	
21 H	TCU	3 0							208 A	Little Rock	3 1	
									214 H	UTEP	3 0	
									221 H	Oral Roberts	3 0	
									262 N	UT Martin	3 1	
									268 H	Lamar University	3 0	
									314 N	Ark.-Pine Bluff	3 0	
<hr/>												
LAST 10 GAMES												
37 A	Iowa St.	0 3	10 H	Kansas	1 3							
39 H	Baylor	2 3	21 H	TCU	3 0							
19 A	Kansas St.	1 3	2 A	Texas	0 3							
152 H	Texas Tech	3 0	39 A	Baylor	1 3							
37 H	Iowa St.	1 3	19 H	Kansas St.	1 3							

Non-Div. I Games:

Oklahoma

S
a
c
r
a
m
e
n
t
o
s
t
.

Sacramento St.

Average RPI Win: 220		WON-LOST RECORD	WINNING PCT. RANK	LAST 10 GAMES	STRENGTH OF SCHEDULE	OPP. STRENGTH OF SCHEDULE	TEAM RPI	ADJ RPI	CONF. RPI	ADJ CONF. RPI				
Average RPI Loss: 84														
DIV. I ONLY		22- 8	.73333	45	7- 3	237	154	109	.53761	111	14	14		
DIV. I NON-CONF.		11- 4	.73333	60	0- 0	226	161	113	.53351	114	16	16		
<hr/>														
TOTALS		RPI 1-25		RPI 26-50		W-L RECORDS		RPI 51-100		RPI 101-150		RPI 150+		
22- 8		0- 2		0- 0		OVERALL		1- 3		4- 2		17- 1		
7- 1		0- 1		0- 0		HOME		1- 0		1- 0		5- 0		
9- 5		0- 1		0- 0		AWAY		0- 3		3- 1		6- 0		
6- 2		0- 0		0- 0		NEUTRAL		0- 0		0- 1		6- 1		
11- 4		0- 1		0- 0		NON-CONFERENCE		0- 1		4- 1		7- 1		
1- 0		0- 0		0- 0		HOME		0- 0		1- 0		0- 0		
4- 2		0- 1		0- 0		AWAY		0- 1		3- 0		1- 0		
6- 2		0- 0		0- 0		NEUTRAL		0- 0		0- 1		6- 1		
11- 4		0- 1		0- 0		CONFERENCE		1- 2		0- 1		10- 0		
6- 1		0- 1		0- 0		HOME		1- 0		0- 0		5- 0		
5- 3		0- 0		0- 0		AWAY		0- 2		0- 1		5- 0		
0- 0		0- 0		0- 0		NEUTRAL		0- 0		0- 0		0- 0		
RPI	S	Opponent		Score		RPI	S	Opponent		Score				
13	A	Florida		1	3			63	H	UTSA	3	2		
16	H	Western Ky.		0	3			66	A	Rice	0	3		
								66	A	Rice	0	3		
								67	A	Indiana	1	3		
										102	A	Southern Miss.		
											0	3		
										107	N	Northern Ky.		
											1	3		
										120	A	Bowling Green		
											3	0		
										134	H	Ohio		
											3	2		
										145	A	Toledo		
											3	0		
										149	A	West Virginia		
											3	2		
										179	H	Fla. Atlantic		
											3	1		
										187	A	North Texas		
											3	2		
										205	N	Florida A&M		
											3	0		
										214	H	UTEP		
											3	0		
										224	N	Jacksonville		
											3	0		
										231	N	Indiana St.		
											2	3		
										232	N	Fort Wayne		
											3	0		
										233	A	FIU		
											3	1		
										233	H	FIU		
											3	0		
										255	A	Louisiana Tech		
											3	1		
										256	N	Evansville		
											3	0		
										267	N	Morehead St.		
											3	1		
										277	A	UAB		
											3	1		
										278	H	Middle Tenn.		
											3	0		
										283	A	Charlotte		
											3	2		
										283	H	Charlotte		
											3	0		
										296	A	Stetson		
											3	0		
										321	N	Saint Francis (PA)		
											3	0		
<hr/>														
LAST 10 GAMES														
66 A Rice						0	3	179 H Fla. Atlantic					3	1
277 A UAB						3	1	16 H Western Ky.					0	3
214 H UTEP						3	0	233 A FIU					3	1
283 A Charlotte						3	2	255 A Louisiana Tech					3	1
187 A North Texas						3	2	66 A Rice					0	3

Non-Div. I Games:

Marshall

■ Loss,
 ■ Non-Conf,
 S Site,
 H Home,
 A Away,
 N Neutral
 Page 115

Average RPI Win: 131		WON-LOST	WINNING	LAST 10	STRENGTH OF		OPP. STRENGTH	TEAM	ADJ	CONF.	ADJ CONF.
Average RPI Loss: 44		RECORD	PCT. RANK	GAMES	SCHEDULE		OF SCHEDULE	RPI	RPI	RPI	RPI
DIV. I ONLY		12- 20	.375	234	26		30	117	.53493	114	3
DIV. I NON-CONF.		7- 5	.58333	123	69		108	77	.56464	77	2
TOTALS		RPI 1-25	RPI 26-50		W-L RECORDS		RPI 51-100		RPI 101-150		RPI 150+
12- 20	1- 9	0- 6		OVERALL		2- 2		5- 3		4- 0	
3- 7	1- 4	0- 2		HOME		1- 0		0- 1		1- 0	
3- 11	0- 5	0- 4		AWAY		1- 1		1- 1		1- 0	
6- 2	0- 0	0- 0		NEUTRAL		0- 1		4- 1		2- 0	
7- 5	0- 0	0- 1		NON-CONFERENCE		1- 2		4- 2		2- 0	
0- 0	0- 0	0- 0		HOME		0- 0		0- 0		0- 0	
1- 3	0- 0	0- 1		AWAY		1- 1		0- 1		0- 0	
6- 2	0- 0	0- 0		NEUTRAL		0- 1		4- 1		2- 0	
5- 15	1- 9	0- 5		CONFERENCE		1- 0		1- 1		2- 0	
3- 7	1- 4	0- 2		HOME		1- 0		0- 1		1- 0	
2- 8	0- 5	0- 3		AWAY		0- 0		1- 0		1- 0	
0- 0	0- 0	0- 0		NEUTRAL		0- 0		0- 0		0- 0	
RPI S Opponent	Score	RPI S Opponent	Score	RPI S Opponent	Score	RPI S Opponent	Score	RPI S Opponent	Score	RPI S Opponent	Score
5 A Stanford	0 3	26 A Boise St.	1 3	69 A Long Beach St.	3 2	118 N Fairfield	3 0	119 N Oakland	3 2	121 N Butler	3 2
5 H Stanford	0 3	31 A Utah	2 3	70 A Iowa	0 3	123 A Oregon St.	3 1	123 H Oregon St.	0 3	126 N Santa Clara	3 2
6 A Washington	0 3	38 A Washington St.	1 3	78 H Colorado	3 1	132 A New Mexico	1 3	143 N Portland St.	1 3	175 A California	3 1
6 H Washington	0 3	38 H Washington St.	0 3	89 N Pepperdine	0 3	175 H California	3 0	202 N Harvard	3 0	243 N Abilene Christian	3 0
8 A UCLA	0 3	44 A Southern California	1 3								
8 H UCLA	0 3	44 H Southern California	0 3								
23 A Arizona	1 3										
23 H Arizona	3 2										
24 A Oregon	1 3										
24 H Oregon	2 3										
		LAST 10 GAMES									
		23 H Arizona	3 2	38 A Washington St.	1 3						
		78 H Colorado	3 1	8 H UCLA	0 3						
		175 H California	3 0	44 H Southern California	0 3						
		5 H Stanford	0 3	24 A Oregon	1 3						
		6 A Washington	0 3	123 A Oregon St.	3 1						

Non-Div. I Games:

Arizona St.

Average RPI Win:	227	WON-LOST RECORD	WINNING PCT. RANK	LAST 10 GAMES		STRENGTH OF SCHEDULE	OPP. STRENGTH OF SCHEDULE	TEAM RPI	ADJ RPI	CONF. RPI	ADJ CONF. RPI	
DIV. I ONLY		18- 11	.62069	97	7- 3	140	191	114	.5347	115	16	18
DIV. I NON-CONF.		6- 8	.42857	206	0- 0	137	170	181	.48622	181	18	18
<hr/>												
TOTALS	RPI 1-25	RPI 26-50		W-L RECORDS		RPI 51-100		RPI 101-150		RPI 150+		
18- 11	0- 1	0- 2		OVERALL		2- 5		0- 1		16- 2		
7- 3	0- 1	0- 1		HOME		1- 1		0- 0		6- 0		
7- 4	0- 0	0- 1		AWAY		1- 2		0- 1		6- 0		
4- 4	0- 0	0- 0		NEUTRAL		0- 2		0- 0		4- 2		
6- 8	0- 1	0- 2		NON-CONFERENCE		0- 2		0- 1		6- 2		
1- 2	0- 1	0- 1		HOME		0- 0		0- 0		1- 0		
1- 3	0- 0	0- 1		AWAY		0- 1		0- 1		1- 0		
4- 3	0- 0	0- 0		NEUTRAL		0- 1		0- 0		4- 2		
12- 3	0- 0	0- 0		CONFERENCE		2- 3		0- 0		10- 0		
6- 1	0- 0	0- 0		HOME		1- 1		0- 0		5- 0		
6- 1	0- 0	0- 0		AWAY		1- 1		0- 0		5- 0		
0- 1	0- 0	0- 0		NEUTRAL		0- 1		0- 0		0- 0		
<hr/>												
RPI S	Opponent	Score		RPI S	Opponent	Score		RPI S	Opponent	Score		
11 H	Missouri	2	3	36 H	Pittsburgh	0	3	53 A	Lipscomb	3	2	
				49 A	Georgia Tech	2	3			116 A	Auburn	
										2	3	
										158 A	North Florida	
										3	1	
										158 H	North Florida	
										3	0	
										169 N	SFA	
										1	3	
										170 H	Liberty	
										3	1	
										189 N	Georgia	
										0	3	
										222 A	USC Upstate	
										3	2	
										222 H	USC Upstate	
										3	0	
										224 A	Jacksonville	
										3	2	
										224 H	Jacksonville	
										3	0	
										249 N	Georgia St.	
										3	1	
										256 N	Evansville	
										3	0	
										286 N	La.-Monroe	
										3	0	
										291 A	Jacksonville St.	
										3	1	
										296 A	Stetson	
										3	0	
										296 H	Stetson	
										3	0	
										304 A	NJIT	
										3	1	
										304 H	NJIT	
										3	0	
										316 N	Nicholls St.	
										3	0	
<hr/>												
LAST 10 GAMES												
58 N FGCU				2	3	222 A USC Upstate		3	2			
224 H Jacksonville				3	0	304 A NJIT		3	1			
158 H North Florida				3	0	53 H Lipscomb		0	3			
58 A FGCU				2	3	304 H NJIT		3	0			
296 A Stetson				3	0	222 H USC Upstate		3	0			

Non-Div. I Games:

Kennesaw St.

Average RPI Win:	153	WON-LOST RECORD	WINNING PCT. RANK	LAST 10 GAMES	STRENGTH OF SCHEDULE	OPP. STRENGTH OF SCHEDULE	TEAM RPI	ADJ RPI	CONF. RPI	ADJ CONF. RPI					
DIV. I ONLY		15- 16	.48387 183	4- 6	70	50	115	.53469 116	4	4					
DIV. I NON-CONF.		6- 7	.46154 192	0- 0	139	86	157	.5002 157	4	4					

TOTALS	RPI 1-25	RPI 26-50		W-L RECORDS	RPI 51-100		RPI 101-150		RPI 150+						
15- 16	0- 5	0- 4		OVERALL	3- 3		2- 1		10- 3						
9- 7	0- 2	0- 3		HOME	2- 1		2- 0		5- 1						
4- 8	0- 3	0- 1		AWAY	1- 2		0- 0		3- 2						
2- 1	0- 0	0- 0		NEUTRAL	0- 0		0- 1		2- 0						
6- 7	0- 1	0- 2		NON-CONFERENCE	0- 1		1- 1		5- 2						
3- 4	0- 0	0- 2		HOME	0- 1		1- 0		2- 1						
1- 2	0- 1	0- 0		AWAY	0- 0		0- 0		1- 1						
2- 1	0- 0	0- 0		NEUTRAL	0- 0		0- 1		2- 0						
9- 9	0- 4	0- 2		CONFERENCE	3- 2		1- 0		5- 1						
6- 3	0- 2	0- 1		HOME	2- 0		1- 0		3- 0						
3- 6	0- 2	0- 1		AWAY	1- 2		0- 0		2- 1						
0- 0	0- 0	0- 0		NEUTRAL	0- 0		0- 0		0- 0						
RPI	S	Opponent	Score	RPI	S	Opponent	Score	RPI	S	Opponent	Score				
11	A	Missouri	1 <div>3</div>	32	A	Texas A&M	0 <div>3</div>	54	A	Alabama	2 <div>3</div>	112	H	South Carolina	3 0
11	H	Missouri	0 <div>3</div>	32	H	Texas A&M	1 <div>3</div>	54	H	Alabama	3 1	115	H	Kennesaw St.	3 2
13	A	Florida	1 <div>3</div>	42	H	Miami (OH)	2 <div>3</div>	85	H	Pacific	0 <div>3</div>	126	N	Santa Clara	1 <div>3</div>
14	A	Michigan	0 <div>3</div>	49	H	Georgia Tech	1 <div>3</div>	86	A	Tennessee	0 <div>3</div>	153	H	LSU	3 2
20	H	Kentucky	2 <div>3</div>					95	A	Ole Miss	3 2	154	A	Arkansas	3 1
								95	H	Ole Miss	3 2	156	A	Louisville	3 2
												165	A	Mississippi St.	1 <div>3</div>
												165	H	Mississippi St.	3 2
												171	H	Memphis	3 0
												172	N	Colgate	3 1
												189	A	Georgia	3 1
												189	H	Georgia	3 0
												217	H	Furman	1 <div>3</div>
												224	H	Jacksonville	3 0
												250	N	Stony Brook	3 0
												251	A	Eastern Mich.	1 <div>3</div>

LAST 10 GAMES															
				32	H	Texas A&M	1 <div>3</div>	95	H	Ole Miss	3 2				
				13	A	Florida	1 <div>3</div>	20	H	Kentucky	2 <div>3</div>				
				112	H	South Carolina	3 0	86	A	Tennessee	0 <div>3</div>				
				11	A	Missouri	1 <div>3</div>	154	A	Arkansas	3 1				
				54	A	Alabama	2 <div>3</div>	95	A	Ole Miss	3 2				

Non-Div. I Games:

Auburn

Average RPI Win: 246		WON-LOST	WINNING	LAST 10	STRENGTH OF		OPP. STRENGTH	TEAM	ADJ	CONF.	ADJ CONF.
Average RPI Loss: 156		RECORD	PCT. RANK	GAMES	SCHEDULE		OF SCHEDULE	RPI	RPI	RPI	RPI
DIV. I ONLY		24- 6	.8	21	8- 2		264	271	112	.53409	117
DIV. I NON-CONF.		9- 3	.75	47	0- 0		301	285	175	.48762	176
TOTALS		RPI 1-25	RPI 26-50		W-L RECORDS		RPI 51-100		RPI 101-150		RPI 150+
24- 6	0- 0	0- 0		OVERALL		0- 0		2- 3		22- 3	
11- 0	0- 0	0- 0		HOME		0- 0		1- 0		10- 0	
8- 5	0- 0	0- 0		AWAY		0- 0		0- 2		8- 3	
5- 1	0- 0	0- 0		NEUTRAL		0- 0		1- 1		4- 0	
9- 3	0- 0	0- 0		NON-CONFERENCE		0- 0		1- 1		8- 2	
3- 0	0- 0	0- 0		HOME		0- 0		0- 0		3- 0	
2- 3	0- 0	0- 0		AWAY		0- 0		0- 1		2- 2	
4- 0	0- 0	0- 0		NEUTRAL		0- 0		1- 0		3- 0	
15- 3	0- 0	0- 0		CONFERENCE		0- 0		1- 2		14- 1	
8- 0	0- 0	0- 0		HOME		0- 0		1- 0		7- 0	
6- 2	0- 0	0- 0		AWAY		0- 0		0- 1		6- 1	
1- 1	0- 0	0- 0		NEUTRAL		0- 0		0- 1		1- 0	
RPI S	Opponent	Score	RPI S	Opponent	Score	RPI S	Opponent	Score	RPI S	Opponent	Score
									103 A	High Point	1 3
									103 H	High Point	3 0
									103 N	High Point	1 3
									124 A	Samford	0 3
									134 N	Ohio	3 0
									157 A	UNCG	1 3
									168 A	Virginia Tech	1 3
									170 A	Liberty	3 1
									170 H	Liberty	3 2
									177 A	Campbell	3 1
									177 H	Campbell	3 1
									177 N	Campbell	3 1
									234 H	Wake Forest	3 2
									242 A	Winthrop	3 0
									242 H	Winthrop	3 0
									257 A	UNC Asheville	3 1
									257 H	UNC Asheville	3 2
									277 A	UAB	3 0
									282 A	Charleston So.	1 3
									282 H	Charleston So.	3 0
									287 A	Gardner-Webb	3 0
									287 H	Gardner-Webb	3 1
									289 N	Tennessee Tech	3 0
									293 N	Southeast Mo. St.	3 0
									301 A	Presbyterian	3 0
									301 H	Presbyterian	3 1
									308 H	St. Francis Brooklyn	3 0
			LAST 10 GAMES								
			103 N	High Point	1 3	103 A	High Point	1 3			
			177 N	Campbell	3 1	257 H	UNC Asheville	3 2			
			282 H	Charleston So.	3 0	170 A	Liberty	3 1			
			301 H	Presbyterian	3 1	242 A	Winthrop	3 0			
			177 H	Campbell	3 1	287 A	Gardner-Webb	3 0			

Non-Div. I Games:

Radford

RPI	S	Opponent	Score	
309	A	N.C. A&T	3	2
311	N	Hampton	3	0
320	H	Norfolk St.	3	0

Radford

R
a
d
f
o
r
d

R
a
d
f
o
r
d

Average RPI Win: 263		WON-LOST RECORD		WINNING PCT. RANK		LAST 10 GAMES		STRENGTH OF SCHEDULE		OPP. STRENGTH OF SCHEDULE		TEAM RPI		ADJ RPI		CONF. RPI		ADJ CONF. RPI	
DIV. I ONLY		28- 6		.82353 13		9- 1		278		289		120		.534 118		30		30	
DIV. I NON-CONF.		8- 6		.57143 132		1- 1		209		131		155		.50299 154		31		31	
TOTALS		RPI 1-25		RPI 26-50		W-L RECORDS		RPI 51-100		RPI 101-150		RPI 150+							
28- 6		0- 1		1- 0		OVERALL		0- 1		0- 2		27- 2							
13- 2		0- 0		1- 0		HOME		0- 1		0- 0		12- 1							
11- 2		0- 1		0- 0		AWAY		0- 0		0- 1		11- 0							
4- 2		0- 0		0- 0		NEUTRAL		0- 0		0- 1		4- 1							
8- 6		0- 1		1- 0		NON-CONFERENCE		0- 1		0- 2		7- 2							
2- 2		0- 0		1- 0		HOME		0- 1		0- 0		1- 1							
2- 2		0- 1		0- 0		AWAY		0- 0		0- 1		2- 0							
4- 2		0- 0		0- 0		NEUTRAL		0- 0		0- 1		4- 1							
20- 0		0- 0		0- 0		CONFERENCE		0- 0		0- 0		20- 0							
11- 0		0- 0		0- 0		HOME		0- 0		0- 0		11- 0							
9- 0		0- 0		0- 0		AWAY		0- 0		0- 0		9- 0							
0- 0		0- 0		0- 0		NEUTRAL		0- 0		0- 0		0- 0							
RPI	S	Opponent		Score		RPI	S	Opponent		Score		RPI	S	Opponent		Score			
15	A	Michigan St.		0	3	50	H	James Madison		3	1	72	H	Villanova		0	3		
												114	N	Arizona St.		0	3		
												132	A	New Mexico		0	3		
												161	H	Sacred Heart		0	3		
												174	H	St. John's (NY)		3	2		
												204	N	Idaho		1	3		
												225	A	Marist		3	1		
												225	H	Marist		3	0		
												228	N	Bryant		3	0		
												243	N	Abilene Christian		3	0		
												250	A	Stony Brook		3	2		
												252	A	Quinnipiac		3	0		
												252	H	Quinnipiac		3	0		
												252	H	Quinnipiac		3	1		
												258	A	Holy Cross		3	0		
												260	N	Brown		3	0		
												269	A	Rider		3	1		
												269	H	Rider		3	0		
												270	A	Siena		3	1		
												270	H	Siena		3	1		
												270	H	Siena		3	0		
274	A	Niagara		3	2														
LAST 10 GAMES												274	H	Niagara		3	0		
												280	N	UMass Lowell		3	1		
												299	A	Manhattan		3	1		
												299	H	Manhattan		3	0		
												315	A	Iona		3	0		
												315	H	Iona		3	0		
												15	A	Michigan St.		0	3	274	A
252	H	Quinnipiac		3	0	317	A	Canisius		3	0								
270	H	Siena		3	1	331	H	Saint Peter's		3	0								
252	H	Quinnipiac		3	1	269	H	Rider		3	0								
250	A	Stony Brook		3	2	299	A	Manhattan		3	1								

Non-Div. I Games:

Fairfield

RPI	S	Opponent	Score	
317	A	Canisius	3	0
317	H	Canisius	3	0
331	A	Saint Peter's	3	0
331	H	Saint Peter's	3	0

Fairfield

F
a
i
r
f
i
e
l
d

F
a
i
r
f
i
e
l
d

Average RPI Win: 175		WON-LOST	WINNING	LAST 10	STRENGTH OF		OPP. STRENGTH	TEAM	ADJ	CONF.	ADJ CONF.
Average RPI Loss: 113		RECORD	PCT. RANK	GAMES	SCHEDULE		OF SCHEDULE	RPI	RPI	RPI	RPI
DIV. I ONLY		19- 13	.59375	111	5- 5		147	120	121	.5337	119
DIV. I NON-CONF.		8- 6	.57143	132	0- 0		225	123	166	.49574	165
TOTALS		RPI 1-25	RPI 26-50		W-L RECORDS		RPI 51-100		RPI 101-150		RPI 150+
19- 13	0- 0	1- 3		OVERALL		2- 2		6- 4		10- 4	
7- 2	0- 0	0- 1		HOME		1- 0		2- 0		4- 1	
6- 7	0- 0	1- 1		AWAY		1- 2		1- 2		3- 2	
6- 4	0- 0	0- 1		NEUTRAL		0- 0		3- 2		3- 1	
8- 6	0- 0	0- 1		NON-CONFERENCE		0- 2		3- 2		5- 1	
1- 0	0- 0	0- 0		HOME		0- 0		0- 0		1- 0	
2- 2	0- 0	0- 0		AWAY		0- 2		1- 0		1- 0	
5- 4	0- 0	0- 1		NEUTRAL		0- 0		2- 2		3- 1	
11- 7	0- 0	1- 2		CONFERENCE		2- 0		3- 2		5- 3	
6- 2	0- 0	0- 1		HOME		1- 0		2- 0		3- 1	
4- 5	0- 0	1- 1		AWAY		1- 0		0- 2		2- 2	
1- 0	0- 0	0- 0		NEUTRAL		0- 0		1- 0		0- 0	
RPI S	Opponent	Score	RPI S	Opponent	Score	RPI S	Opponent	Score	RPI S	Opponent	Score
			41 A	Cleveland St.	2 3	66 A	Rice	0 3	107 A	Northern Ky.	0 3
			41 A	Cleveland St.	3 2	70 A	Iowa	0 3	107 H	Northern Ky.	3 1
			41 H	Cleveland St.	0 3	74 A	Green Bay	3 2	114 N	Arizona St.	2 3
			44 N	Southern California	0 3	74 H	Green Bay	3 0	120 A	Bowling Green	3 0
									121 N	Butler	3 2
									136 N	Sam Houston St.	2 3
									147 N	VCU	3 0
									148 A	Milwaukee	0 3
									148 H	Milwaukee	3 2
									148 N	Milwaukee	3 2
									156 N	Louisville	1 3
									181 A	Ill.-Chicago	2 3
									181 H	Ill.-Chicago	3 2
									184 A	Valparaiso	1 3
									184 H	Valparaiso	0 3
									191 H	Western Mich.	3 0
									197 A	Wright St.	3 1
									197 H	Wright St.	3 0
									201 N	Cornell	3 1
									216 A	Youngstown St.	3 2
									216 H	Youngstown St.	3 0
									307 N	Buffalo	3 0
									318 N	Western Ill.	3 2
									319 A	Bucknell	3 0
LAST 10 GAMES											
			41 A	Cleveland St.	2 3	216 H	Youngstown St.	3 0			
			148 N	Milwaukee	3 2	197 H	Wright St.	3 0			
			148 A	Milwaukee	0 3	107 H	Northern Ky.	3 1			
			184 A	Valparaiso	1 3	181 A	Ill.-Chicago	2 3			
			41 H	Cleveland St.	0 3	74 A	Green Bay	3 2			

Non-Div. I Games:

Oakland

Average RPI Win:	218	WON-LOST	WINNING	LAST 10	STRENGTH OF	OPP. STRENGTH	TEAM	ADJ	CONF.	ADJ CONF.	
Average RPI Loss:	104	RECORD	PCT. RANK	GAMES	SCHEDULE	OF SCHEDULE	RPI	RPI	RPI	RPI	
DIV. I ONLY	21- 10	.67742	71	6- 4	186	200	118	.53338	120	15	15
DIV. I NON-CONF.	10- 3	.76923	40	0- 0	154	223	81	.56262	81	15	15
<hr/>											
TOTALS	RPI 1-25	RPI 26-50		W-L RECORDS		RPI 51-100		RPI 101-150		RPI 150+	
21- 10	0- 0	0- 3		OVERALL		1- 1		3- 4		17- 2	
9- 6	0- 0	0- 1		HOME		0- 0		3- 3		6- 2	
7- 3	0- 0	0- 1		AWAY		0- 1		0- 1		7- 0	
5- 1	0- 0	0- 1		NEUTRAL		1- 0		0- 0		4- 0	
<hr/>											
10- 3	0- 0	0- 0		NON-CONFERENCE		1- 0		2- 2		7- 1	
4- 3	0- 0	0- 0		HOME		0- 0		2- 2		2- 1	
2- 0	0- 0	0- 0		AWAY		0- 0		0- 0		2- 0	
4- 0	0- 0	0- 0		NEUTRAL		1- 0		0- 0		3- 0	
<hr/>											
11- 7	0- 0	0- 3		CONFERENCE		0- 1		1- 2		10- 1	
5- 3	0- 0	0- 1		HOME		0- 0		1- 1		4- 1	
5- 3	0- 0	0- 1		AWAY		0- 1		0- 1		5- 0	
1- 1	0- 0	0- 1		NEUTRAL		0- 0		0- 0		1- 0	
<hr/>											
RPI S	Opponent	Score	RPI S	Opponent	Score	RPI S	Opponent	Score	RPI S	Opponent	Score
			42 A	Miami (OH)	0 3	51 A	Northern Ill.	1 3	107 H	Northern Ky.	3 0
			42 H	Miami (OH)	0 3	100 N	SIUE	3 0	111 H	Marshall	0 3
			42 N	Miami (OH)	1 3				119 H	Oakland	0 3
									134 A	Ohio	2 3
									134 H	Ohio	0 3
									145 H	Toledo	3 1
									147 H	VCU	3 0
									156 H	Louisville	2 3
									181 A	Ill.-Chicago	3 0
									184 H	Valparaiso	3 0
									185 N	Drake	3 1
									191 H	Western Mich.	3 0
									191 N	Western Mich.	3 1
									200 A	Kent St.	3 1
									200 H	Kent St.	3 1
									210 H	Ball St.	0 3
									219 A	Central Mich.	3 0
									232 H	Fort Wayne	3 0
									251 A	Eastern Mich.	3 0
									255 N	Louisiana Tech	3 2
									280 N	UMass Lowell	3 0
			LAST 10 GAMES						290 A	Akron	3 1
			42 N	Miami (OH)	1 3	200 A	Kent St.	3 1	290 H	Akron	3 0
			191 N	Western Mich.	3 1	191 H	Western Mich.	3 0	307 A	Buffalo	3 0
			290 H	Akron	3 0	42 A	Miami (OH)	0 3	307 H	Buffalo	3 0
			307 H	Buffalo	3 0	145 H	Toledo	3 1	310 A	Eastern Ill.	3 2
			134 A	Ohio	2 3	210 H	Ball St.	0 3			

Non-Div. I Games:

Bowling Green

Average RPI Win:	140	WON-LOST	WINNING	LAST 10	STRENGTH OF	OPP. STRENGTH	TEAM	ADJ	CONF.	ADJ CONF.		
Average RPI Loss:	40	RECORD	PCT. RANK	GAMES	SCHEDULE	OF SCHEDULE	RPI	RPI	RPI	RPI		
DIV. I ONLY		12- 19	.3871	224	4- 6	45	28	125	.53091	123	3	3
DIV. I NON-CONF.		7- 4	.63636	102	0- 0	116	98	91	.55335	92	2	2
<hr/>												
TOTALS	RPI 1-25	RPI 26-50		W-L RECORDS		RPI 51-100		RPI 101-150		RPI 150+		
12- 19	1- 9	1- 5		OVERALL		2- 4		3- 1		5- 0		
4- 9	1- 4	0- 3		HOME		1- 1		1- 1		1- 0		
4- 9	0- 5	1- 2		AWAY		0- 2		1- 0		2- 0		
4- 1	0- 0	0- 0		NEUTRAL		1- 1		1- 0		2- 0		
7- 4	0- 1	0- 0		NON-CONFERENCE		1- 3		2- 0		4- 0		
2- 1	0- 0	0- 0		HOME		0- 1		1- 0		1- 0		
1- 2	0- 1	0- 0		AWAY		0- 1		0- 0		1- 0		
4- 1	0- 0	0- 0		NEUTRAL		1- 1		1- 0		2- 0		
5- 15	1- 8	1- 5		CONFERENCE		1- 1		1- 1		1- 0		
2- 8	1- 4	0- 3		HOME		1- 0		0- 1		0- 0		
3- 7	0- 4	1- 2		AWAY		0- 1		1- 0		1- 0		
0- 0	0- 0	0- 0		NEUTRAL		0- 0		0- 0		0- 0		
RPI S	Opponent	Score	RPI S	Opponent	Score	RPI S	Opponent	Score	RPI S	Opponent	Score	
3 A	Nebraska	0 3	31 A	Utah	2 3	76 N	Wyoming	3 0	114 A	Arizona St.	3 0	
5 H	Stanford	0 3	31 H	Utah	0 3	78 A	Colorado	1 3	114 H	Arizona St.	1 3	
6 A	Washington	1 3	38 A	Washington St.	3 1	78 H	Colorado	3 2	139 H	Utah St.	3 2	
6 H	Washington	1 3	38 H	Washington St.	1 3	85 A	Pacific	2 3	142 N	Northern Colo.	3 0	
8 A	UCLA	0 3	44 A	Southern California	2 3	96 N	South Dakota	1 3	175 A	California	3 2	
8 H	UCLA	0 3	44 H	Southern California	0 3	98 H	Portland	2 3	182 H	Seattle U	3 0	
23 A	Arizona	0 3							204 A	Idaho	3 0	
23 H	Arizona	3 1							223 N	Syracuse	3 0	
24 A	Oregon	0 3							289 N	Tennessee Tech	3 0	
24 H	Oregon	1 3										
<hr/>												
LAST 10 GAMES												
24 H Oregon						1 3	31 H Utah		0 3			
175 A California						3 2	6 A Washington		1 3			
44 A Southern California						2 3	38 A Washington St.		3 1			
8 A UCLA						0 3	23 H Arizona		3 1			
78 H Colorado						3 2	114 H Arizona St.		1 3			

Non-Div. I Games:

Oregon St.

RPI	S	Opponent	Score	
316	H	Nicholls St.	3	2

Samford

S
a
m
f
o
r
d

S
a
m
f
o
r
d

Average RPI Win: 188		WON-LOST	WINNING	LAST 10	STRENGTH OF		OPP. STRENGTH	TEAM	ADJ	CONF.	ADJ CONF.
Average RPI Loss: 77		RECORD	PCT. RANK	GAMES	SCHEDULE		OF SCHEDULE	RPI	RPI	RPI	RPI
DIV. I ONLY		16- 15	.51613	164	3- 7		95	109	124	.52951	125
DIV. I NON-CONF.		9- 2	.81818	30	0- 0		177	218	73	.56733	74
TOTALS		RPI 1-25	RPI 26-50		W-L RECORDS		RPI 51-100		RPI 101-150		RPI 150+
16- 15	0- 2	0- 4		OVERALL		2- 4		2- 4		12- 1	
7- 6	0- 1	0- 2		HOME		1- 2		1- 1		5- 0	
7- 7	0- 1	0- 2		AWAY		1- 2		1- 1		5- 1	
2- 2	0- 0	0- 0		NEUTRAL		0- 0		0- 2		2- 0	
9- 2	0- 0	0- 0		NON-CONFERENCE		0- 0		2- 2		7- 0	
3- 0	0- 0	0- 0		HOME		0- 0		1- 0		2- 0	
4- 0	0- 0	0- 0		AWAY		0- 0		1- 0		3- 0	
2- 2	0- 0	0- 0		NEUTRAL		0- 0		0- 2		2- 0	
7- 13	0- 2	0- 4		CONFERENCE		2- 4		0- 2		5- 1	
4- 6	0- 1	0- 2		HOME		1- 2		0- 1		3- 0	
3- 7	0- 1	0- 2		AWAY		1- 2		0- 1		2- 1	
0- 0	0- 0	0- 0		NEUTRAL		0- 0		0- 0		0- 0	
RPI S Opponent	Score		RPI S Opponent	Score		RPI S Opponent	Score		RPI S Opponent	Score	
25 A SMU	1	3	40 A Cincinnati	2	3	61 A UCF	1	3	101 H Yale	3	0
25 H SMU	1	3	40 H Cincinnati	0	3	61 H UCF	0	3	102 N Southern Miss.	0	3
			47 A Temple	0	3	75 A Tulsa	3	0	113 A South Fla.	0	3
			47 H Temple	2	3	75 H Tulsa	2	3	113 H South Fla.	2	3
						90 A Tulane	1	3	131 N Albany (NY)	1	3
						90 H Tulane	3	1	146 A Army West Point	3	1
									153 A LSU	3	0
									171 A Memphis	3	0
									171 H Memphis	3	0
									172 A Colgate	3	1
									174 N St. John's (NY)	3	2
									192 A East Carolina	2	3
									192 H East Carolina	3	1
									223 A Syracuse	3	1
									238 N Virginia	3	0
									245 A Houston	3	1
									245 H Houston	3	0
									303 H Loyola Maryland	3	0
									308 H St. Francis Brooklyn	3	0
LAST 10 GAMES			LAST 10 GAMES			LAST 10 GAMES			LAST 10 GAMES		
25 H SMU	1	3	192 H East Carolina	3	1	25 H SMU	1	3	192 H East Carolina	3	1
75 H Tulsa	2	3	245 A Houston	3	1	75 H Tulsa	2	3	245 A Houston	3	1
61 A UCF	1	3	90 A Tulane	1	3	61 A UCF	1	3	90 A Tulane	1	3
113 A South Fla.	0	3	171 H Memphis	3	0	113 A South Fla.	0	3	171 H Memphis	3	0
40 H Cincinnati	0	3	47 A Temple	0	3	40 H Cincinnati	0	3	47 A Temple	0	3

Non-Div. I Games:

UConn

Average RPI Win:	151	WON-LOST	WINNING	LAST 10	STRENGTH OF	OPP. STRENGTH	TEAM	ADJ	CONF.	ADJ CONF.			
Average RPI Loss:	72	RECORD	PCT. RANK	GAMES	SCHEDULE	OF SCHEDULE	RPI	RPI	RPI	RPI			
DIV. I ONLY	16- 14	.53333	147	4- 6	149	43	128	.52834	126	5	5		
DIV. I NON-CONF.	9- 3	.75	47	0- 0	215	42	93	.55464	88	5	5		
<hr/>													
TOTALS	RPI 1-25	RPI 26-50		W-L RECORDS		RPI 51-100		RPI 101-150		RPI 150+			
16- 14	0- 4	2- 1		OVERALL		4- 6		2- 2		8- 1			
4- 5	0- 2	0- 0		HOME		2- 3		0- 0		2- 0			
6- 7	0- 2	1- 1		AWAY		2- 3		0- 0		3- 1			
6- 2	0- 0	1- 0		NEUTRAL		0- 0		2- 2		3- 0			
9- 3	0- 0	2- 1		NON-CONFERENCE		0- 0		2- 2		5- 0			
0- 0	0- 0	0- 0		HOME		0- 0		0- 0		0- 0			
3- 1	0- 0	1- 1		AWAY		0- 0		0- 0		2- 0			
6- 2	0- 0	1- 0		NEUTRAL		0- 0		2- 2		3- 0			
7- 11	0- 4	0- 0		CONFERENCE		4- 6		0- 0		3- 1			
4- 5	0- 2	0- 0		HOME		2- 3		0- 0		2- 0			
3- 6	0- 2	0- 0		AWAY		2- 3		0- 0		1- 1			
0- 0	0- 0	0- 0		NEUTRAL		0- 0		0- 0		0- 0			
<hr/>													
RPI S	Opponent	Score	RPI S	Opponent	Score	RPI S	Opponent	Score	RPI S	Opponent	Score		
7 A	BYU	0 3	26 A	Boise St.	1 3	65 A	Loyola Marymount	3 1	114 N	Arizona St.	2 3		
7 H	BYU	1 3	43 N	Marquette	3 1	65 H	Loyola Marymount	0 3	116 N	Auburn	3 1		
17 A	San Diego	0 3	44 A	Southern California	3 1	80 A	Gonzaga	0 3	144 N	UC Davis	1 3		
17 H	San Diego	0 3				80 H	Gonzaga	3 1	149 N	West Virginia	3 1		
						85 A	Pacific	0 3	156 A	Louisville	3 1		
						85 H	Pacific	2 3	164 N	UC Irvine	3 0		
						89 A	Pepperdine	1 3	167 A	St. Mary's (CA)	0 3		
						89 H	Pepperdine	3 1	167 H	St. Mary's (CA)	3 0		
						98 A	Portland	3 2	175 A	California	3 1		
						98 H	Portland	1 3	250 N	Stony Brook	3 0		
									264 A	San Francisco	3 0		
									264 H	San Francisco	3 0		
									294 N	Grand Canyon	3 0		
<hr/>													
LAST 10 GAMES													
167 H St. Mary's (CA)					3	0	264 H San Francisco					3	0
7 H BYU					1	3	80 H Gonzaga					3	1
17 H San Diego					0	3	98 H Portland					1	3
65 A Loyola Marymount					3	1	167 A St. Mary's (CA)					0	3
89 A Pepperdine					1	3	85 A Pacific					0	3

Non-Div. I Games:

Santa Clara

Average RPI Win: 187		WON-LOST	WINNING	LAST 10	STRENGTH OF		OPP. STRENGTH	TEAM	ADJ	CONF.	ADJ CONF.
Average RPI Loss: 82		RECORD	PCT. RANK	GAMES	SCHEDULE		OF SCHEDULE	RPI	RPI	RPI	RPI
DIV. I ONLY		15- 14	.51724	161	4- 6		103	111	126	.52666	128
DIV. I NON-CONF.		9- 2	.81818	30	0- 0		203	228	82	.55931	82
TOTALS		RPI 1-25	RPI 26-50		W-L RECORDS		RPI 51-100		RPI 101-150		RPI 150+
15- 14	0- 0	0- 6		OVERALL		2- 5		4- 2		9- 1	
7- 6	0- 0	0- 3		HOME		2- 2		3- 1		2- 0	
5- 8	0- 0	0- 3		AWAY		0- 3		1- 1		4- 1	
3- 0	0- 0	0- 0		NEUTRAL		0- 0		0- 0		3- 0	
9- 2	0- 0	0- 0		NON-CONFERENCE		0- 1		2- 1		7- 0	
2- 2	0- 0	0- 0		HOME		0- 1		1- 1		1- 0	
4- 0	0- 0	0- 0		AWAY		0- 0		1- 0		3- 0	
3- 0	0- 0	0- 0		NEUTRAL		0- 0		0- 0		3- 0	
6- 12	0- 0	0- 6		CONFERENCE		2- 4		2- 1		2- 1	
5- 4	0- 0	0- 3		HOME		2- 1		2- 0		1- 0	
1- 8	0- 0	0- 3		AWAY		0- 3		0- 1		1- 1	
0- 0	0- 0	0- 0		NEUTRAL		0- 0		0- 0		0- 0	
RPI S	Opponent	Score	RPI S	Opponent	Score	RPI S	Opponent	Score	RPI S	Opponent	Score
			26 A	Boise St.	0 3	76 A	Wyoming	0 3	132 A	New Mexico	2 3
			26 H	Boise St.	0 3	76 H	Wyoming	3 2	132 H	New Mexico	3 0
			30 A	UNLV	0 3	83 A	San Diego St.	1 3	133 H	DePaul	1 3
			30 H	UNLV	2 3	83 H	San Diego St.	3 1	135 A	New Hampshire	3 0
			48 A	Colorado St.	1 3	84 A	Nevada	2 3	139 H	Utah St.	3 1
			48 H	Colorado St.	0 3	84 H	Nevada	0 3	143 H	Portland St.	3 2
						98 H	Portland	0 3	164 H	UC Irvine	3 1
									193 N	LIU Brooklyn	3 2
									195 A	San Jose St.	3 1
									220 N	Texas Southern	3 0
									236 A	Boston College	3 0
									246 A	Incarnate Word	3 0
									253 A	Air Force	0 3
									253 H	Air Force	3 2
									281 A	Hartford	3 0
									306 N	Prairie View	3 0
LAST 10 GAMES			195 A	San Jose St.	3 1	84 H	Nevada	0 3			
			139 H	Utah St.	3 1	30 A	UNLV	0 3			
			253 A	Air Force	0 3	132 A	New Mexico	2 3			
			26 A	Boise St.	0 3	48 H	Colorado St.	0 3			
			83 H	San Diego St.	3 1	76 H	Wyoming	3 2			

Non-Div. I Games:

Fresno St.

Average RPI Win:		209	WON-LOST RECORD		WINNING PCT. RANK		LAST 10 GAMES		STRENGTH OF SCHEDULE		OPP. STRENGTH OF SCHEDULE		TEAM RPI		ADJ RPI		CONF. RPI		ADJ CONF. RPI	
DIV. I ONLY			16- 15		.51613 164		6- 4		85		168		127		.52664 129		18		17	
DIV. I NON-CONF.			5- 8		.38462 223		0- 0		60		97		134		.51859 137		17		17	
TOTALS		RPI 1-25		RPI 26-50		W-L RECORDS		RPI 51-100		RPI 101-150		RPI 150+								
16- 15		0- 2		0- 2		OVERALL		2- 3		3- 6		11- 2								
6- 5		0- 2		0- 1		HOME		2- 0		1- 2		3- 0								
6- 7		0- 0		0- 1		AWAY		0- 2		1- 3		5- 1								
4- 3		0- 0		0- 0		NEUTRAL		0- 1		1- 1		3- 1								
5- 8		0- 2		0- 2		NON-CONFERENCE		0- 1		1- 2		4- 1								
0- 3		0- 2		0- 1		HOME		0- 0		0- 0		0- 0								
2- 2		0- 0		0- 1		AWAY		0- 0		1- 1		1- 0								
3- 3		0- 0		0- 0		NEUTRAL		0- 1		0- 1		3- 1								
11- 7		0- 0		0- 0		CONFERENCE		2- 2		2- 4		7- 1								
6- 2		0- 0		0- 0		HOME		2- 0		1- 2		3- 0								
4- 5		0- 0		0- 0		AWAY		0- 2		0- 2		4- 1								
1- 0		0- 0		0- 0		NEUTRAL		0- 0		1- 0		0- 0								
RPI	S	Opponent		Score		RPI	S	Opponent		Score		RPI	S	Opponent		Score				
7	H	BYU		0	3	26	H	Boise St.		1	3	110	A	Sacramento St.		1	3			
11	H	Missouri		1	3	31	A	Utah		0	3	91	A	Northern Ariz.		1	3			
												91	H	Northern Ariz.		3	2			
												92	A	North Dakota		0	3			
												92	H	North Dakota		3	2			
														Gonzaga		1	3			
														Northern Ariz.		3	2			
														North Dakota		0	3			
														North Dakota		3	2			
														Sacramento St.		1	3			
														Sacramento St.		2	3			
														Butler		1	3			
														Utah Valley		3	0			
														New Hampshire		1	3			
														Northern Colo.		3	2			
														Northern Colo.		3	2			
														Portland St.		0	3			
														Portland St.		1	3			
														Sacred Heart		1	3			
														Eastern Wash.		3	0			
														Idaho		1	3			
														Weber St.		3	0			
														Weber St.		3	0			
														Texas Southern		3	1			
														Houston		3	1			
														Holy Cross		3	1			
														Montana St.		3	1			
														Lamar University		3	0			
														Montana		3	1			
														Southern Utah		3	1			
														Southern Utah		3	1			
LAST 10 GAMES																				
						92	A	North Dakota		0	3	292	H	Southern Utah		3	1			
						142	N	Northern Colo.		3	2	218	A	Weber St.		3	0			
						143	A	Portland St.		0	3	204	A	Idaho		1	3			
						110	A	Sacramento St.		1	3	142	H	Northern Colo.		3	2			
						91	H	Northern Ariz.		3	2	92	H	North Dakota		3	2			

Non-Div. I Games:

Idaho St.

Average RPI Win:		194	WON-LOST RECORD		WINNING PCT. RANK		LAST 10 GAMES		STRENGTH OF SCHEDULE		OPP. STRENGTH OF SCHEDULE		TEAM RPI		ADJ RPI		CONF. RPI		ADJ CONF. RPI				
Average RPI Loss:		75																					
DIV. I ONLY			17- 15		.53125 154		4- 6		137		97		137		.52565 130		13		13				
DIV. I NON-CONF.			7- 5		.58333 123		0- 0		148		78		119		.53208 117		11		11				
TOTALS		RPI 1-25		RPI 26-50		W-L RECORDS		RPI 51-100		RPI 101-150		RPI 150+											
17- 15		0- 1		3- 6		OVERALL		1- 5		0- 1		13- 2											
4- 6		0- 0		0- 3		HOME		0- 2		0- 0		4- 1											
6- 5		0- 0		1- 2		AWAY		0- 2		0- 0		5- 1											
7- 4		0- 1		2- 1		NEUTRAL		1- 1		0- 1		4- 0											
7- 5		0- 1		2- 0		NON-CONFERENCE		0- 3		0- 1		5- 0											
0- 1		0- 0		0- 0		HOME		0- 1		0- 0		0- 0											
1- 1		0- 0		0- 0		AWAY		0- 1		0- 0		1- 0											
6- 3		0- 1		2- 0		NEUTRAL		0- 1		0- 1		4- 0											
10- 10		0- 0		1- 6		CONFERENCE		1- 2		0- 0		8- 2											
4- 5		0- 0		0- 3		HOME		0- 1		0- 0		4- 1											
5- 4		0- 0		1- 2		AWAY		0- 1		0- 0		4- 1											
1- 1		0- 0		0- 1		NEUTRAL		1- 0		0- 0		0- 0											
RPI	S	Opponent		Score		RPI	S	Opponent		Score		RPI	S	Opponent		Score		RPI	S	Opponent		Score	
8	N	UCLA		0	3	31	N	Utah		3	2	65	A	Loyola Marymount		1	3	140	N	Seton Hall		1	3
						35	A	Wichita St.		1	3	66	N	Rice		2	3	162	A	Loyola Chicago		3	0
						35	H	Wichita St.		0	3	71	A	Southern Ill.		1	3	162	H	Loyola Chicago		3	1
						42	N	Miami (OH)		3	2	71	H	Southern Ill.		2	3	185	A	Drake		0	3
						45	A	UNI		3	2	71	N	Southern Ill.		3	0	185	H	Drake		1	3
						45	H	UNI		1	3	81	H	Saint Louis		0	3	203	N	North Dakota St.		3	0
						46	A	Missouri St.		1	3							223	N	Syracuse		3	0
						46	H	Missouri St.		2	3							231	A	Indiana St.		3	0
						46	N	Missouri St.		2	3							231	H	Indiana St.		3	0
																		256	A	Evansville		3	0
																		256	H	Evansville		3	0
																		271	A	Bradley		3	0
																		271	H	Bradley		3	0
																		274	N	Niagara		3	0
																		278	A	Middle Tenn.		3	0
																		289	N	Tennessee Tech		3	0
LAST 10 GAMES																							
						46	N	Missouri St.		2	3	35	A	Wichita St.		1	3						
						71	N	Southern Ill.		3	0	256	H	Evansville		3	0						
						185	H	Drake		1	3	71	H	Southern Ill.		2	3						
						45	H	UNI		1	3	231	A	Indiana St.		3	0						
						46	A	Missouri St.		1	3	162	A	Loyola Chicago		3	0						

Non-Div. I Games:

Illinois St.

Average RPI Win:	215	WON-LOST RECORD	WINNING PCT. RANK	LAST 10 GAMES	STRENGTH OF SCHEDULE	OPP. STRENGTH OF SCHEDULE	TEAM RPI	ADJ RPI	CONF. RPI	ADJ CONF. RPI	
DIV. I ONLY		16- 10	.61538 103	6- 4	160	213	129	.52561 131	23	23	
DIV. I NON-CONF.		6- 6	.5 167	0- 0	99	140	127	.5223 127	23	23	
<hr/>											
TOTALS	RPI 1-25	RPI 26-50		W-L RECORDS	RPI 51-100		RPI 101-150		RPI 150+		
16- 10	0- 0	0- 1		OVERALL	0- 2		4- 4		12- 3		
4- 2	0- 0	0- 0		HOME	0- 0		1- 0		3- 2		
6- 5	0- 0	0- 1		AWAY	0- 0		1- 4		5- 0		
6- 3	0- 0	0- 0		NEUTRAL	0- 2		2- 0		4- 1		
<hr/>											
6- 6	0- 0	0- 1		NON-CONFERENCE	0- 2		3- 2		3- 1		
0- 0	0- 0	0- 0		HOME	0- 0		0- 0		0- 0		
1- 3	0- 0	0- 1		AWAY	0- 0		1- 2		0- 0		
5- 3	0- 0	0- 0		NEUTRAL	0- 2		2- 0		3- 1		
<hr/>											
10- 4	0- 0	0- 0		CONFERENCE	0- 0		1- 2		9- 2		
4- 2	0- 0	0- 0		HOME	0- 0		1- 0		3- 2		
5- 2	0- 0	0- 0		AWAY	0- 0		0- 2		5- 0		
1- 0	0- 0	0- 0		NEUTRAL	0- 0		0- 0		1- 0		
<hr/>											
RPI S	Opponent	Score	RPI S	Opponent	Score	RPI S	Opponent	Score	RPI S	Opponent	Score
			30 A	UNLV	1 3	79 N	New Mexico St.	0 3	101 A	Yale	0 3
						97 N	UC Santa Barbara	1 3	113 N	South Fla.	3 1
									125 N	UConn	3 1
									133 A	DePaul	1 3
									135 A	New Hampshire	0 3
									135 A	New Hampshire	0 3
									135 H	New Hampshire	3 2
									146 A	Army West Point	3 2
									174 N	St. John's (NY)	3 1
									181 N	Ill.-Chicago	1 3
									196 A	UMBC	3 1
									196 H	UMBC	2 3
									196 N	UMBC	3 0
									212 N	Rutgers	3 0
									213 A	Binghamton	3 1
									213 H	Binghamton	0 3
									250 A	Stony Brook	3 2
									250 H	Stony Brook	3 0
									280 A	UMass Lowell	3 2
									280 H	UMass Lowell	3 1
									281 A	Hartford	3 0
									281 H	Hartford	3 1
									315 N	Iona	3 1
<hr/>											
			LAST 10 GAMES								
			135 A	New Hampshire	0 3	280 A	UMass Lowell	3 2	315 N	Iona	3 1
			196 N	UMBC	3 0	281 A	Hartford	3 0			
			135 A	New Hampshire	0 3	213 H	Binghamton	0 3			
			196 H	UMBC	2 3	135 H	New Hampshire	3 2			
			250 H	Stony Brook	3 0	250 A	Stony Brook	3 2			

Non-Div. I Games:

Albany (NY)

Average RPI Win:		178	WON-LOST RECORD		WINNING PCT. RANK		LAST 10 GAMES		STRENGTH OF SCHEDULE		OPP. STRENGTH OF SCHEDULE		TEAM RPI		ADJ RPI		CONF. RPI		ADJ CONF. RPI				
Average RPI Loss:		88																					
DIV. I ONLY			16- 16		.5		171	5- 5		102		92		131		.52434		132	7		7		
DIV. I NON-CONF.			10- 4		.71429		65	0- 0		141		133		83		.55822		83	7		7		
TOTALS		RPI 1-25		RPI 26-50		W-L RECORDS		RPI 51-100		RPI 101-150		RPI 150+											
16- 16		0- 1		0- 6		OVERALL		3- 2		3- 5		10- 2											
9- 7		0- 1		0- 3		HOME		2- 1		3- 1		4- 1											
3- 8		0- 0		0- 3		AWAY		1- 1		0- 3		2- 1											
4- 1		0- 0		0- 0		NEUTRAL		0- 0		0- 1		4- 0											
10- 4		0- 1		0- 0		NON-CONFERENCE		1- 0		2- 2		7- 1											
5- 2		0- 1		0- 0		HOME		1- 0		2- 0		2- 1											
1- 1		0- 0		0- 0		AWAY		0- 0		0- 1		1- 0											
4- 1		0- 0		0- 0		NEUTRAL		0- 0		0- 1		4- 0											
6- 12		0- 0		0- 6		CONFERENCE		2- 2		1- 3		3- 1											
4- 5		0- 0		0- 3		HOME		1- 1		1- 1		2- 0											
2- 7		0- 0		0- 3		AWAY		1- 1		0- 2		1- 1											
0- 0		0- 0		0- 0		NEUTRAL		0- 0		0- 0		0- 0											
RPI	S	Opponent		Score		RPI	S	Opponent		Score		RPI	S	Opponent		Score		RPI	S	Opponent		Score	
3	H	Nebraska		0	3	26	A	Boise St.		0	3	76	A	Wyoming		1	3	113	A	South Fla.		1	3
						26	H	Boise St.		2	3	76	H	Wyoming		0	3	114	H	Arizona St.		3	1
						30	A	UNLV		1	3	79	H	New Mexico St.		3	1	118	H	Fairfield		3	0
						30	H	UNLV		1	3	83	H	San Diego St.		3	0	124	N	Samford		2	3
						48	A	Colorado St.		2	3	84	A	Nevada		3	0	128	A	Fresno St.		0	3
						48	H	Colorado St.		0	3							128	H	Fresno St.		3	2
																		139	A	Utah St.		1	3
																		139	H	Utah St.		2	3
																		154	H	Arkansas		3	1
																		163	A	UT Arlington		3	1
																		195	A	San Jose St.		2	3
																		195	H	San Jose St.		3	0
																		204	H	Idaho		2	3
																		206	N	Houston Baptist		3	1
																		214	N	UTEP		3	2
																		243	H	Abilene Christian		3	0
																		253	A	Air Force		3	0
																		253	H	Air Force		3	0
																		263	N	Western Caro.		3	0
																		296	N	Stetson		3	1
LAST 10 GAMES																							
						30	A	UNLV		1	3	76	A	Wyoming		1	3						
						83	H	San Diego St.		3	0	195	H	San Jose St.		3	0						
						84	A	Nevada		3	0	128	H	Fresno St.		3	2						
						139	H	Utah St.		2	3	253	A	Air Force		3	0						
						48	A	Colorado St.		2	3	26	A	Boise St.		0	3						

Non-Div. I Games:

New Mexico

D
e
P
a
u
l

DePaul

Average RPI Win:		223	WON-LOST RECORD		WINNING PCT. RANK		LAST 10 GAMES		STRENGTH OF SCHEDULE		OPP. STRENGTH OF SCHEDULE		TEAM RPI		ADJ RPI		CONF. RPI		ADJ CONF. RPI	
Average RPI Loss:		86																		
DIV. I ONLY			16- 14		.53333 147		6- 3		105		186		133		.5233 134		15		15	
DIV. I NON-CONF.			4- 8		.33333 244		0- 0		73		151		163		.49732 162		15		15	
TOTALS		RPI 1-25		RPI 26-50		W-L RECORDS		RPI 51-100		RPI 101-150		RPI 150+								
16- 14		0- 1		0- 2		OVERALL		0- 5		3- 5		13- 1								
6- 5		0- 1		0- 1		HOME		0- 3		1- 0		5- 0								
7- 6		0- 0		0- 1		AWAY		0- 1		1- 3		6- 1								
3- 3		0- 0		0- 0		NEUTRAL		0- 1		1- 2		2- 0								
4- 8		0- 1		0- 0		NON-CONFERENCE		0- 3		0- 4		4- 0								
0- 3		0- 1		0- 0		HOME		0- 2		0- 0		0- 0								
2- 2		0- 0		0- 0		AWAY		0- 0		0- 2		2- 0								
2- 3		0- 0		0- 0		NEUTRAL		0- 1		0- 2		2- 0								
12- 6		0- 0		0- 2		CONFERENCE		0- 2		3- 1		9- 1								
6- 2		0- 0		0- 1		HOME		0- 1		1- 0		5- 0								
5- 4		0- 0		0- 1		AWAY		0- 1		1- 1		4- 1								
1- 0		0- 0		0- 0		NEUTRAL		0- 0		1- 0		0- 0								
RPI	S	Opponent		Score		RPI	S	Opponent		Score		RPI	S	Opponent		Score				
16	H	Western Ky.		1	3	42	A	Miami (OH)		0	3	51	A	Northern Ill.		0	3			
						42	H	Miami (OH)		0	3	51	H	Northern Ill.		2	3			
												58	H	FGCU		0	3			
												63	N	UTSA		1	3			
												72	H	Villanova		0	3			

Non-Div. I Games:

Ohio

Average RPI Win:		232	WON-LOST		WINNING		LAST 10		STRENGTH OF		OPP. STRENGTH		TEAM	ADJ		CONF.		ADJ CONF.						
Average RPI Loss:		119	RECORD		PCT. RANK		GAMES		SCHEDULE		OF SCHEDULE		RPI	RPI		RPI		RPI						
DIV. I ONLY			21- 11		.65625		77		9- 1		203		212		134		.52314		135		23		23	
DIV. I NON-CONF.			9- 9		.5		167		1- 1		172		185		169		.49338		169		23		23	
TOTALS		RPI 1-25		RPI 26-50				W-L RECORDS				RPI 51-100				RPI 101-150				RPI 150+				
21- 11		0- 1		0- 2				OVERALL				0- 2				3- 2				18- 4				
11- 3		0- 0		0- 0				HOME				0- 1				3- 1				8- 1				
7- 6		0- 1		0- 1				AWAY				0- 0				0- 1				7- 3				
3- 2		0- 0		0- 1				NEUTRAL				0- 1				0- 0				3- 0				
9- 9		0- 1		0- 2				NON-CONFERENCE				0- 2				1- 1				8- 3				
3- 3		0- 0		0- 0				HOME				0- 1				1- 1				2- 1				
3- 4		0- 1		0- 1				AWAY				0- 0				0- 0				3- 2				
3- 2		0- 0		0- 1				NEUTRAL				0- 1				0- 0				3- 0				
12- 2		0- 0		0- 0				CONFERENCE				0- 0				2- 1				10- 1				
8- 0		0- 0		0- 0				HOME				0- 0				2- 0				6- 0				
4- 2		0- 0		0- 0				AWAY				0- 0				0- 1				4- 1				
0- 0		0- 0		0- 0				NEUTRAL				0- 0				0- 0				0- 0				
RPI	S	Opponent		Score		RPI	S	Opponent		Score		RPI	S	Opponent		Score		RPI	S	Opponent		Score		
3	A	Nebraska		0	3	41	N	Cleveland St.		1	3	87	N	Delaware		0	3	128	H	Fresno St.		0	3	
						47	A	Temple		1	3	94	H	Northeastern		1	3	129	H	Idaho St.		3	1	
																		131	A	Albany (NY)		2	3	
																		131	H	Albany (NY)		3	0	
																		131	H	Albany (NY)		3	0	
																		161	H	Sacred Heart		1	3	
																		180	A	Navy		1	3	
																		196	A	UMBC		3	1	
																		196	H	UMBC		3	0	
																		202	H	Harvard		3	0	
																		209	A	UMES		3	1	
																		212	N	Rutgers		3	1	
																		213	A	Binghamton		1	3	
																		213	H	Binghamton		3	0	
																		213	H	Binghamton		3	1	
																		228	A	Bryant		0	3	
																		236	A	Boston College		3	2	
																		250	A	Stony Brook		3	1	
																		250	H	Stony Brook		3	0	
																		258	H	Holy Cross		3	0	
																		270	N	Siena		3	2	
																		280	A	UMass Lowell		3	1	
																		280	H	UMass Lowell		3	0	
																		281	A	Hartford		3	1	
																		281	H	Hartford		3	0	
																		328	A	Delaware St.		3	0	
																		329	N	Coppin St.		3	0	
LAST 10 GAMES																								
						3	A	Nebraska		0	3	281	H	Hartford		3	0	280	H	UMass Lowell		3	0	
						131	H	Albany (NY)		3	0	196	A	UMBC		3	1	281	A	Hartford		3	0	
						213	H	Binghamton		3	0	250	A	Stony Brook		3	1	328	A	Delaware St.		3	0	
						213	H	Binghamton		3	1	209	A	UMES		3	1	329	N	Coppin St.		3	0	
						131	H	Albany (NY)		3	0													

Non-Div. I Games:

New Hampshire

Average RPI Win:		223	WON-LOST RECORD		WINNING PCT. RANK		LAST 10 GAMES		STRENGTH OF SCHEDULE		OPP. STRENGTH OF SCHEDULE		TEAM RPI		ADJ RPI		CONF. RPI		ADJ CONF. RPI	
DIV. I ONLY			18- 14		.5625 131		7- 3		125		196		135		.52293 136		28		28	
DIV. I NON-CONF.			6- 7		.46154 192		0- 0		62		65		101		.54149 101		25		25	
TOTALS		RPI 1-25		RPI 26-50		W-L RECORDS		RPI 51-100		RPI 101-150		RPI 150+								
18- 14		0- 3		0- 1		OVERALL		2- 4		2- 1		14- 5								
7- 1		0- 0		0- 0		HOME		0- 1		0- 0		7- 0								
5- 8		0- 1		0- 0		AWAY		2- 2		0- 0		3- 5								
6- 5		0- 2		0- 1		NEUTRAL		0- 1		2- 1		4- 0								
6- 7		0- 3		0- 1		NON-CONFERENCE		2- 1		2- 1		2- 1								
0- 0		0- 0		0- 0		HOME		0- 0		0- 0		0- 0								
2- 3		0- 1		0- 0		AWAY		2- 1		0- 0		0- 1								
4- 4		0- 2		0- 1		NEUTRAL		0- 0		2- 1		2- 0								
12- 7		0- 0		0- 0		CONFERENCE		0- 3		0- 0		12- 4								
7- 1		0- 0		0- 0		HOME		0- 1		0- 0		7- 0								
3- 5		0- 0		0- 0		AWAY		0- 1		0- 0		3- 4								
2- 1		0- 0		0- 0		NEUTRAL		0- 1		0- 0		2- 0								
RPI	S	Opponent		Score		RPI	S	Opponent		Score		RPI	S	Opponent		Score				
9	N	North Carolina		0	3	44	N	Southern California		0	3	110	N	Sacramento St.		2	3			
21	A	TCU		0	3							119	N	Oakland		3	2			
25	N	SMU		0	3							122	N	UTRGV		3	2			
												163	A	UT Arlington		2	3			
												169	A	SFA		0	3			
												169	H	SFA		3	1			
												169	N	SFA		3	0			
												206	A	Houston Baptist		0	3			
												211	A	Central Ark.		1	3			
												211	H	Central Ark.		3	0			
												243	A	Abilene Christian		2	3			
												246	A	Incarnate Word		3	1			
												247	A	Northwestern St.		3	1			
												247	H	Northwestern St.		3	2			
												247	N	Northwestern St.		3	1			
												268	A	Lamar University		3	1			
												279	N	Bethune-Cookman		3	0			
												284	H	McNeese		3	1			
												300	H	Southeastern La.		3	1			
												314	N	Ark.-Pine Bluff		3	0			
												316	H	Nicholls St.		3	0			
												324	H	New Orleans		3	0			
LAST 10 GAMES																				
						60	N	A&M-Corpus Christi		1	3	324	H	New Orleans		3	0			
						169	N	SFA		3	0	300	H	Southeastern La.		3	1			
						247	N	Northwestern St.		3	1	169	H	SFA		3	1			
						247	A	Northwestern St.		3	1	268	A	Lamar University		3	1			
						211	A	Central Ark.		1	3	206	A	Houston Baptist		0	3			

Non-Div. I Games:

Sam Houston St.

A
u
s
t
i
n
P
e
a
y

Austin Peay

Average RPI Win:		232	WON-LOST RECORD		WINNING PCT. RANK		LAST 10 GAMES		STRENGTH OF SCHEDULE		OPP. STRENGTH OF SCHEDULE		TEAM RPI		ADJ RPI		CONF. RPI		ADJ CONF. RPI	
Average RPI Loss:		98	17- 10		.62963 91		8- 2		192		189		138		.52081 138		19		19	
DIV. I ONLY			5- 7		.41667 211		0- 0		175		129		196		.47536 195		20		20	
DIV. I NON-CONF.																				
TOTALS		RPI 1-25		RPI 26-50		W-L RECORDS		RPI 51-100		RPI 101-150		RPI 150+								
17- 10		0- 1		0- 1		OVERALL		1- 5		1- 0		15- 3								
7- 3		0- 0		0- 1		HOME		1- 2		0- 0		6- 0								
7- 4		0- 1		0- 0		AWAY		0- 2		1- 0		6- 1								
3- 3		0- 0		0- 0		NEUTRAL		0- 1		0- 0		3- 2								
5- 7		0- 1		0- 0		NON-CONFERENCE		0- 4		0- 0		5- 2								
1- 2		0- 0		0- 0		HOME		0- 2		0- 0		1- 0								
1- 2		0- 1		0- 0		AWAY		0- 1		0- 0		1- 0								
3- 3		0- 0		0- 0		NEUTRAL		0- 1		0- 0		3- 2								
12- 3		0- 0		0- 1		CONFERENCE		1- 1		1- 0		10- 1								
6- 1		0- 0		0- 1		HOME		1- 0		0- 0		5- 0								
6- 2		0- 0		0- 0		AWAY		0- 1		1- 0		5- 1								
0- 0		0- 0		0- 0		NEUTRAL		0- 0		0- 0		0- 0								
RPI	S	Opponent		Score		RPI	S	Opponent		Score		RPI	S	Opponent		Score				
22	A	Penn St.		0 3		33	H	Dayton		1 3		53	N	Lipscomb		0 3				
												68	H	Notre Dame		1 3				
												81	A	Saint Louis		2 3				
												81	H	Saint Louis		3 1				
												83	H	San Diego St.		2 3				
												89	A	Pepperdine		2 3				
														VCU		3 2				
														CSUN		2 3				
														Howard		3 2				
														Duquesne		0 3				
														Duquesne		3 0				
														Clemson		0 3				
														George Washington		3 0				
														George Washington		3 1				
														Central Conn. St.		3 0				
														Davidson		3 1				
														Stony Brook		3 0				
														La Salle		3 0				
														La Salle		3 0				
														Fordham		3 0				
														Fordham		3 0				
														George Mason		3 0				
														George Mason		3 0				
														Hartford		3 0				
														Manhattan		3 0				
LAST 10 GAMES																				
						81	A	Saint Louis		2 3		239	A	Davidson		3 1				
						273	A	Fordham		3 0		273	H	Fordham		3 0				
						275	H	George Mason		3 0		176	A	Duquesne		0 3				
						230	H	George Washington		3 1		261	A	La Salle		3 0				
						147	A	VCU		3 2		81	H	Saint Louis		3 1				

Non-Div. I Games:

Rhode Island

Non-Div. I Games:

Loss, Non-Conf, S Site, H Home, A Away, N Neutral Page 144

Average RPI Win:	184	WON-LOST RECORD	WINNING PCT. RANK	LAST 10 GAMES	STRENGTH OF SCHEDULE	OPP. STRENGTH OF SCHEDULE	TEAM RPI	ADJ RPI	CONF. RPI	ADJ CONF. RPI	
Average RPI Loss:	88	16- 16	.5 171	6- 4	115	95	140	.51886	140	9 10	
DIV. I ONLY		6- 7	.46154 192	0- 0	186	157	190	.47951	189	8 8	
DIV. I NON-CONF.											
<hr/>											
TOTALS	RPI 1-25	RPI 26-50		W-L RECORDS	RPI 51-100		RPI 101-150		RPI 150+		
16- 16	0- 3	0- 3		OVERALL	3- 5		4- 1		9- 4		
8- 4	0- 1	0- 1		HOME	3- 0		1- 1		4- 1		
6- 7	0- 1	0- 1		AWAY	0- 4		2- 0		4- 1		
2- 5	0- 1	0- 1		NEUTRAL	0- 1		1- 0		1- 2		
<hr/>											
6- 7	0- 0	0- 1		NON-CONFERENCE	1- 3		1- 0		4- 3		
2- 1	0- 0	0- 0		HOME	1- 0		0- 0		1- 1		
2- 2	0- 0	0- 0		AWAY	0- 2		0- 0		2- 0		
2- 4	0- 0	0- 1		NEUTRAL	0- 1		1- 0		1- 2		
<hr/>											
10- 9	0- 3	0- 2		CONFERENCE	2- 2		3- 1		5- 1		
6- 3	0- 1	0- 1		HOME	2- 0		1- 1		3- 0		
4- 5	0- 1	0- 1		AWAY	0- 2		2- 0		2- 1		
0- 1	0- 1	0- 0		NEUTRAL	0- 0		0- 0		0- 0		
<hr/>											
RPI S	Opponent	Score	RPI S	Opponent	Score	RPI S	Opponent	Score	RPI S	Opponent	Score
12 A	Creighton	0 3	41 N	Cleveland St.	0 3	57 A	Hofstra	2 3	121 A	Butler	3 0
12 H	Creighton	0 3	43 A	Marquette	1 3	59 A	Xavier	1 3	121 H	Butler	3 2
12 N	Creighton	0 3	43 H	Marquette	1 3	59 H	Xavier	3 1	130 N	Illinois St.	3 1
						68 A	Notre Dame	0 3	133 A	DePaul	3 1
						72 A	Villanova	0 3	133 H	DePaul	2 3
						72 H	Villanova	3 2	174 A	St. John's (NY)	1 3
						73 H	Towson	3 1	174 H	St. John's (NY)	3 0
						77 N	Princeton	1 3	182 N	Seattle U	0 3
									191 N	Western Mich.	0 3
									212 A	Rutgers	3 2
									230 H	George Washington	1 3
									235 A	Georgetown	3 0
									235 H	Georgetown	3 1
									248 A	Providence	3 1
									248 H	Providence	3 0
									278 A	Middle Tenn.	3 0
									289 N	Tennessee Tech	3 0
									317 H	Canisius	3 0
<hr/>											
			LAST 10 GAMES								
			12 N Creighton 0 3			235 H Georgetown 3 1					
			174 H St. John's (NY) 3 0			248 H Providence 3 0					
			133 A DePaul 3 1			12 H Creighton 0 3					
			43 A Marquette 1 3			121 A Butler 3 0					
			72 H Villanova 3 2			59 A Xavier 1 3					

Non-Div. I Games:

Seton Hall

Average RPI Win: 179		WON-LOST	WINNING	LAST 10	STRENGTH OF		OPP. STRENGTH	TEAM	ADJ	CONF.	ADJ CONF.
Average RPI Loss: 35		RECORD	PCT. RANK	GAMES	SCHEDULE		OF SCHEDULE	RPI	RPI	RPI	RPI
DIV. I ONLY		12- 20	.375	234	65		20	142	.51883	141	1
DIV. I NON-CONF.		8- 4	.66667	82	140		105	98	.54861	98	1
TOTALS		RPI 1-25	RPI 26-50		W-L RECORDS		RPI 51-100		RPI 101-150		RPI 150+
12- 20	0- 10	1- 4		OVERALL		2- 5		1- 0		8- 1	
6- 7	0- 4	1- 1		HOME		1- 2		0- 0		4- 0	
2- 11	0- 5	0- 3		AWAY		0- 2		0- 0		2- 1	
4- 2	0- 1	0- 0		NEUTRAL		1- 1		1- 0		2- 0	
8- 4	0- 2	0- 1		NON-CONFERENCE		1- 1		1- 0		6- 0	
3- 0	0- 0	0- 0		HOME		0- 0		0- 0		3- 0	
1- 2	0- 1	0- 1		AWAY		0- 0		0- 0		1- 0	
4- 2	0- 1	0- 0		NEUTRAL		1- 1		1- 0		2- 0	
4- 16	0- 8	1- 3		CONFERENCE		1- 4		0- 0		2- 1	
3- 7	0- 4	1- 1		HOME		1- 2		0- 0		1- 0	
1- 9	0- 4	0- 2		AWAY		0- 2		0- 0		1- 1	
0- 0	0- 0	0- 0		NEUTRAL		0- 0		0- 0		0- 0	
RPI S	Opponent	Score	RPI S	Opponent	Score	RPI S	Opponent	Score	RPI S	Opponent	Score
1 A	Minnesota	0 3	28 A	Purdue	1 3	56 A	Illinois	0 3	109 N	Oklahoma	3 1
1 H	Minnesota	0 3	28 H	Purdue	2 3	56 H	Illinois	2 3	154 N	Arkansas	3 1
3 H	Nebraska	0 3	29 A	Ohio St.	0 3	67 H	Indiana	3 0	159 A	Northwestern	0 3
4 A	Wisconsin	0 3	29 H	Ohio St.	3 2	70 A	Iowa	0 3	161 H	Sacred Heart	3 0
6 N	Washington	0 3	44 A	Southern California	0 3	70 H	Iowa	0 3	212 A	Rutgers	3 0
10 A	Kansas	0 3				73 N	Towson	2 3	212 H	Rutgers	3 0
14 A	Michigan	1 3				77 N	Princeton	3 2	235 A	Georgetown	3 0
14 H	Michigan	2 3							251 H	Eastern Mich.	3 0
15 A	Michigan St.	1 3							312 N	Chicago St.	3 0
22 H	Penn St.	1 3							328 H	Delaware St.	3 0
LAST 10 GAMES											
			67 H	Indiana	3 0	22 H	Penn St.	1 3			
			28 H	Purdue	2 3	1 H	Minnesota	0 3			
			159 A	Northwestern	0 3	28 A	Purdue	1 3			
			56 A	Illinois	0 3	29 A	Ohio St.	0 3			
			212 H	Rutgers	3 0	29 H	Ohio St.	3 2			

Non-Div. I Games:

Maryland

Average RPI Win: 213		WON-LOST RECORD		WINNING PCT. RANK		LAST 10 GAMES		STRENGTH OF SCHEDULE		OPP. STRENGTH OF SCHEDULE		TEAM RPI		ADJ RPI		CONF. RPI		ADJ CONF. RPI	
DIV. I ONLY		18- 11		.62069 97		7- 3		207		165		143		.51698 142		18		17	
DIV. I NON-CONF.		6- 6		.5 167		0- 0		164		138		159		.49922 159		17		17	
TOTALS		RPI 1-25		RPI 26-50		W-L RECORDS		RPI 51-100		RPI 101-150		RPI 150+							
18- 11		0- 0		0- 1		OVERALL		1- 4		2- 4		15- 2							
8- 4		0- 0		0- 1		HOME		1- 1		2- 1		5- 1							
8- 3		0- 0		0- 0		AWAY		0- 2		0- 1		8- 0							
2- 4		0- 0		0- 0		NEUTRAL		0- 1		0- 2		2- 1							
6- 6		0- 0		0- 1		NON-CONFERENCE		0- 2		1- 1		5- 2							
2- 2		0- 0		0- 1		HOME		0- 0		1- 0		1- 1							
2- 1		0- 0		0- 0		AWAY		0- 1		0- 0		2- 0							
2- 3		0- 0		0- 0		NEUTRAL		0- 1		0- 1		2- 1							
12- 5		0- 0		0- 0		CONFERENCE		1- 2		1- 3		10- 0							
6- 2		0- 0		0- 0		HOME		1- 1		1- 1		4- 0							
6- 2		0- 0		0- 0		AWAY		0- 1		0- 1		6- 0							
0- 1		0- 0		0- 0		NEUTRAL		0- 0		0- 1		0- 0							
RPI S	Opponent	Score		RPI S	Opponent	Score		RPI S	Opponent	Score		RPI S	Opponent	Score					
				48 H	Colorado St.	1	3	85 A	Pacific	2	3	108 H	Denver	3	1				
								91 H	Northern Ariz.	1	3	110 H	Sacramento St.	1	3				
								92 A	North Dakota	0	3	123 N	Oregon St.	0	3				
								92 H	North Dakota	3	0	129 A	Idaho St.	2	3				
								96 N	South Dakota	0	3	129 N	Idaho St.	2	3				
												143 H	Portland St.	3	0				
												158 N	North Florida	1	3				
												167 H	St. Mary's (CA)	1	3				
												199 A	Eastern Wash.	3	1				
												199 H	Eastern Wash.	3	0				
												203 H	North Dakota St.	3	2				
												204 A	Idaho	3	1				
												204 H	Idaho	3	1				
												206 A	Houston Baptist	3	1				
												215 N	Penn	3	0				
												218 A	Weber St.	3	2				
												235 N	Georgetown	3	0				
												253 A	Air Force	3	0				
												259 A	Montana St.	3	1				
												259 H	Montana St.	3	0				
												276 A	Montana	3	0				
												276 H	Montana	3	0				
												292 A	Southern Utah	3	0				
LAST 10 GAMES																			
				129 N	Idaho St.	2	3	276 A	Montana	3	0	276 H	Montana	3	0				
				92 A	North Dakota	0	3	259 A	Montana St.	3	1	292 A	Southern Utah	3	0				
				292 A	Southern Utah	3	0	129 A	Idaho St.	2	3								
				199 H	Eastern Wash.	3	0	218 A	Weber St.	3	2								
				204 H	Idaho	3	1	259 H	Montana St.	3	0								

Non-Div. I Games:

Northern Colo.

Average RPI Win: 188		WON-LOST RECORD		WINNING PCT. RANK		LAST 10 GAMES		STRENGTH OF SCHEDULE		OPP. STRENGTH OF SCHEDULE		TEAM RPI		ADJ RPI		CONF. RPI		ADJ CONF. RPI	
DIV. I ONLY		17- 12		.58621 117		7- 3		181		140		144		.51692 143		18		17	
DIV. I NON-CONF.		8- 4		.66667 82		0- 0		194		67		108		.53707 109		17		17	
TOTALS		RPI 1-25		RPI 26-50		W-L RECORDS		RPI 51-100		RPI 101-150		RPI 150+							
17- 12		0- 0		0- 1		OVERALL		3- 4		5- 5		9- 2							
8- 3		0- 0		0- 0		HOME		2- 1		1- 1		5- 1							
4- 7		0- 0		0- 1		AWAY		0- 2		2- 3		2- 1							
5- 2		0- 0		0- 0		NEUTRAL		1- 1		2- 1		2- 0							
8- 4		0- 0		0- 1		NON-CONFERENCE		3- 0		3- 2		2- 1							
2- 1		0- 0		0- 0		HOME		2- 0		0- 0		0- 1							
1- 2		0- 0		0- 1		AWAY		0- 0		1- 1		0- 0							
5- 1		0- 0		0- 0		NEUTRAL		1- 0		2- 1		2- 0							
9- 8		0- 0		0- 0		CONFERENCE		0- 4		2- 3		7- 1							
6- 2		0- 0		0- 0		HOME		0- 1		1- 1		5- 0							
3- 5		0- 0		0- 0		AWAY		0- 2		1- 2		2- 1							
0- 1		0- 0		0- 0		NEUTRAL		0- 1		0- 0		0- 0							
RPI	S	Opponent		Score		RPI	S	Opponent		Score		RPI	S	Opponent		Score			
				26	A	Boise St.	1	3	69	H	Long Beach St.	3	1	110	A	Sacramento St.	1	3	
									78	H	Colorado	3	2	110	H	Sacramento St.	1	3	
									91	A	Northern Ariz.	1	3	114	N	Arizona St.	3	1	
									91	H	Northern Ariz.	2	3	128	A	Fresno St.	2	3	
									91	N	Northern Ariz.	0	3	129	A	Idaho St.	3	1	
									92	A	North Dakota	1	3	129	H	Idaho St.	3	0	
									98	N	Portland	3	1	133	N	DePaul	3	1	
														139	A	Utah St.	3	2	
														142	A	Northern Colo.	0	3	
														144	N	UC Davis	0	3	
														152	H	Texas Tech	1	3	
														199	H	Eastern Wash.	3	2	
														204	H	Idaho	3	1	
														218	A	Weber St.	1	3	
														218	H	Weber St.	3	0	
														259	H	Montana St.	3	0	
														265	N	UC Riverside	3	0	
														276	A	Montana	3	0	
														292	A	Southern Utah	3	1	
														292	H	Southern Utah	3	0	
														300	N	Southeastern La.	3	0	
				LAST 10 GAMES															
				91	N	Northern Ariz.	0	3	91	H	Northern Ariz.	2	3						
				129	H	Idaho St.	3	0	292	H	Southern Utah	3	0						
				218	H	Weber St.	3	0	204	H	Idaho	3	1						
				110	A	Sacramento St.	1	3	199	H	Eastern Wash.	3	2						
				276	A	Montana	3	0	292	A	Southern Utah	3	1						

Non-Div. I Games:

Portland St.

Average RPI Win:	193	WON-LOST RECORD	WINNING PCT. RANK	LAST 10 GAMES	STRENGTH OF SCHEDULE	OPP. STRENGTH OF SCHEDULE	TEAM RPI	ADJ RPI	CONF. RPI	ADJ CONF. RPI		
Average RPI Loss:	69	14- 15	.48276 184	5- 5	106	104	145	.5165 144	12	11		
DIV. I ONLY		7- 6	.53846 155	0- 0	77	94	95	.55064 96	10	10		
DIV. I NON-CONF.												
<hr/>												
TOTALS	RPI 1-25	RPI 26-50	W-L RECORDS		RPI 51-100		RPI 101-150		RPI 150+			
14- 15	0- 1	0- 3	OVERALL		2- 10		3- 0		9- 1			
3- 5	0- 0	0- 1	HOME		0- 3		0- 0		3- 1			
6- 7	0- 1	0- 2	AWAY		1- 4		1- 0		4- 0			
5- 3	0- 0	0- 0	NEUTRAL		1- 3		2- 0		2- 0			
<hr/>												
7- 6	0- 1	0- 1	NON-CONFERENCE		2- 4		3- 0		2- 0			
0- 0	0- 0	0- 0	HOME		0- 0		0- 0		0- 0			
2- 3	0- 1	0- 1	AWAY		1- 1		1- 0		0- 0			
5- 3	0- 0	0- 0	NEUTRAL		1- 3		2- 0		2- 0			
<hr/>												
7- 9	0- 0	0- 2	CONFERENCE		0- 6		0- 0		7- 1			
3- 5	0- 0	0- 1	HOME		0- 3		0- 0		3- 1			
4- 4	0- 0	0- 1	AWAY		0- 3		0- 0		4- 0			
0- 0	0- 0	0- 0	NEUTRAL		0- 0		0- 0		0- 0			
<hr/>												
RPI S	Opponent	Score	RPI S	Opponent	Score	RPI S	Opponent	Score	RPI S	Opponent	Score	
24 A	Oregon	0 3	26 A	Boise St.	1 3	52 A	Cal Poly	0 3	110 A	Sacramento St.	3 0	
			27 A	Hawaii	0 3	52 H	Cal Poly	2 3	126 N	Santa Clara	3 1	
			27 H	Hawaii	0 3	69 A	Long Beach St.	0 3	143 N	Portland St.	3 0	
						69 H	Long Beach St.	0 3	151 A	CSUN	3 1	
						80 N	Gonzaga	0 3	151 H	CSUN	2 3	
						83 N	San Diego St.	0 3	164 A	UC Irvine	3 1	
						84 A	Nevada	2 3	164 H	UC Irvine	3 0	
						92 A	North Dakota	3 0	265 A	UC Riverside	3 1	
						93 N	Murray St.	3 1	265 H	UC Riverside	3 1	
						95 N	Ole Miss	1 3	266 N	Omaha	3 0	
						97 A	UC Santa Barbara	1 3	288 A	Cal St. Fullerton	3 1	
						97 H	UC Santa Barbara	2 3	288 H	Cal St. Fullerton	3 1	
									292 N	Southern Utah	3 2	
<hr/>												
LAST 10 GAMES												
52 A Cal Poly						0 3	97 H UC Santa Barbara					2 3
164 H UC Irvine						3 0	69 A Long Beach St.					0 3
27 H Hawaii						0 3	151 A CSUN					3 1
265 A UC Riverside						3 1	288 H Cal St. Fullerton					3 1
52 H Cal Poly						2 3	265 H UC Riverside					3 1

Non-Div. I Games:

UC Davis

T
o
l
e
d
o

Toledo

Average RPI Win: 247		WON-LOST RECORD		WINNING PCT. RANK		LAST 10 GAMES		STRENGTH OF SCHEDULE		OPP. STRENGTH OF SCHEDULE		TEAM RPI		ADJ RPI		CONF. RPI		ADJ CONF. RPI	
DIV. I ONLY		20- 11		.64516 83		7- 3		215		247		146		.51535 146		27		27	
DIV. I NON-CONF.		8- 6		.57143 132		0- 0		150		147		132		.51967 135		28		28	
TOTALS		RPI 1-25		RPI 26-50		W-L RECORDS		RPI 51-100		RPI 101-150		RPI 150+							
20- 11		0- 1		0- 0		OVERALL		2- 3		0- 2		18- 5							
8- 6		0- 0		0- 0		HOME		0- 2		0- 2		8- 2							
7- 4		0- 1		0- 0		AWAY		0- 1		0- 0		7- 2							
5- 1		0- 0		0- 0		NEUTRAL		2- 0		0- 0		3- 1							
8- 6		0- 1		0- 0		NON-CONFERENCE		2- 1		0- 2		6- 2							
1- 5		0- 0		0- 0		HOME		0- 1		0- 2		1- 2							
2- 1		0- 1		0- 0		AWAY		0- 0		0- 0		2- 0							
5- 0		0- 0		0- 0		NEUTRAL		2- 0		0- 0		3- 0							
12- 5		0- 0		0- 0		CONFERENCE		0- 2		0- 0		12- 3							
7- 1		0- 0		0- 0		HOME		0- 1		0- 0		7- 0							
5- 3		0- 0		0- 0		AWAY		0- 1		0- 0		5- 2							
0- 1		0- 0		0- 0		NEUTRAL		0- 0		0- 0		0- 1							
RPI	S	Opponent		Score		RPI	S	Opponent		Score		RPI	S	Opponent		Score			
2	A	Texas		0 3								125	H	UConn		1 3			
												131	H	Albany (NY)		2 3			
												160	H	CSU Bakersfield		2 3			
												172	A	Colgate		0 3			
												172	H	Colgate		3 1			
												172	N	Colgate		1 3			
												180	A	Navy		0 3			
												180	H	Navy		3 2			
												184	H	Valparaiso		2 3			
												225	A	Marist		3 0			
												237	N	Central Conn. St.		3 0			
												241	A	Lehigh		3 1			
												241	H	Lehigh		3 1			
												244	A	Dartmouth		3 0			
												258	A	Holy Cross		3 0			
												258	H	Holy Cross		3 1			
												274	N	Niagara		3 0			
												281	N	Hartford		3 0			
												303	A	Loyola Maryland		3 0			
												303	H	Loyola Maryland		3 1			
												319	A	Bucknell		3 0			
												319	H	Bucknell		3 0			
												323	A	Lafayette		3 0			
												323	H	Lafayette		3 0			
												328	H	Delaware St.		3 0			
						LAST 10 GAMES													
						172	N	Colgate		1 3		88	A	American		0 3			
						319	H	Bucknell		3 0		303	A	Loyola Maryland		3 0			
						241	H	Lehigh		3 1		172	A	Colgate		0 3			
						180	H	Navy		3 2		258	H	Holy Cross		3 1			
						323	H	Lafayette		3 0		241	A	Lehigh		3 1			

Non-Div. I Games:

Army West Point

Average RPI Win: 238		WON-LOST RECORD	WINNING PCT. RANK		LAST 10 GAMES		STRENGTH OF SCHEDULE		OPP. STRENGTH OF SCHEDULE		TEAM RPI	ADJ RPI		CONF. RPI	ADJ CONF. RPI
Average RPI Loss: 104															
DIV. I ONLY		19- 14	.57576	126	6- 4		167		210		147	.5148	147	19	19
DIV. I NON-CONF.		10- 7	.58824	120	1- 0		205		221		156	.50131	156	20	20
TOTALS		RPI 1-25		RPI 26-50		W-L RECORDS		RPI 51-100		RPI 101-150		RPI 150+			
19- 14	0- 0			0- 3	OVERALL		1- 4		1- 4		17- 3				
9- 3	0- 0			0- 1	HOME		0- 1		1- 1		8- 0				
6- 7	0- 0			0- 1	AWAY		0- 3		0- 2		6- 1				
4- 4	0- 0			0- 1	NEUTRAL		1- 0		0- 1		3- 2				
10- 7	0- 0			0- 0	NON-CONFERENCE		1- 2		1- 3		8- 2				
5- 0	0- 0			0- 0	HOME		0- 0		1- 0		4- 0				
2- 4	0- 0			0- 0	AWAY		0- 2		0- 2		2- 0				
3- 3	0- 0			0- 0	NEUTRAL		1- 0		0- 1		2- 2				
9- 7	0- 0			0- 3	CONFERENCE		0- 2		0- 1		9- 1				
4- 3	0- 0			0- 1	HOME		0- 1		0- 1		4- 0				
4- 3	0- 0			0- 1	AWAY		0- 1		0- 0		4- 1				
1- 1	0- 0			0- 1	NEUTRAL		0- 0		0- 0		1- 0				
RPI	S	Opponent	Score	RPI	S	Opponent	Score	RPI	S	Opponent	Score	RPI	S	Opponent	Score
				33	A	Dayton	1 3	58	A	FGCU	0 3	103	H	High Point	3 1
				33	H	Dayton	1 3	73	A	Towson	1 3	106	A	Col. of Charleston	1 3
				33	N	Dayton	2 3	81	A	Saint Louis	0 3	119	N	Oakland	0 3
								81	H	Saint Louis	1 3	120	A	Bowling Green	0 3
								87	N	Delaware	3 1	138	H	Rhode Island	2 3
												156	N	Louisville	0 3
												170	H	Liberty	3 1
												176	A	Duquesne	1 3
												176	N	Duquesne	3 1
												209	A	UMES	3 1
												229	A	William & Mary	3 2
												230	A	George Washington	3 1
												230	H	George Washington	3 0
												239	A	Davidson	3 2
												239	H	Davidson	3 1
												251	N	Eastern Mich.	1 3
												261	A	La Salle	3 0
												273	H	Fordham	3 0
												275	A	George Mason	3 1
												275	H	George Mason	3 0
												278	H	Middle Tenn.	3 0
												282	N	Charleston So.	3 0
												313	H	Morgan St.	3 0
												320	H	Norfolk St.	3 0
												324	N	New Orleans	3 1
				LAST 10 GAMES											
				33	N	Dayton	2 3	138	H	Rhode Island	2 3				
				176	N	Duquesne	3 1	273	H	Fordham	3 0				
				33	A	Dayton	1 3	320	H	Norfolk St.	3 0				
				81	A	Saint Louis	0 3	275	A	George Mason	3 1				
				239	A	Davidson	3 2	230	A	George Washington	3 1				

Non-Div. I Games:

VCU

Average RPI Win: 207		WON-LOST	WINNING	LAST 10	STRENGTH OF		OPP. STRENGTH	TEAM	ADJ	CONF.	ADJ CONF.
Average RPI Loss: 95		RECORD	PCT. RANK	GAMES	SCHEDULE		OF SCHEDULE	RPI	RPI	RPI	RPI
DIV. I ONLY		15- 13	.53571	144	5- 5		151	138	148	.51458	148
DIV. I NON-CONF.		6- 5	.54545	152	0- 0		218	188	179	.4868	179
TOTALS		RPI 1-25	RPI 26-50		W-L RECORDS		RPI 51-100		RPI 101-150		RPI 150+
15- 13	0- 0	0- 4		OVERALL		0- 4		2- 3		13- 2	
9- 2	0- 0	0- 1		HOME		0- 1		2- 0		7- 0	
5- 6	0- 0	0- 2		AWAY		0- 1		0- 2		5- 1	
1- 5	0- 0	0- 1		NEUTRAL		0- 2		0- 1		1- 1	
6- 5	0- 0	0- 2		NON-CONFERENCE		0- 2		0- 0		6- 1	
3- 0	0- 0	0- 0		HOME		0- 0		0- 0		3- 0	
2- 1	0- 0	0- 1		AWAY		0- 0		0- 0		2- 0	
1- 4	0- 0	0- 1		NEUTRAL		0- 2		0- 0		1- 1	
9- 8	0- 0	0- 2		CONFERENCE		0- 2		2- 3		7- 1	
6- 2	0- 0	0- 1		HOME		0- 1		2- 0		4- 0	
3- 5	0- 0	0- 1		AWAY		0- 1		0- 2		3- 1	
0- 1	0- 0	0- 0		NEUTRAL		0- 0		0- 1		0- 0	
RPI S	Opponent	Score	RPI S	Opponent	Score	RPI S	Opponent	Score	RPI S	Opponent	Score
			41 A	Cleveland St.	2 3	59 N	Xavier	1 3	107 A	Northern Ky.	0 3
			41 H	Cleveland St.	2 3	74 A	Green Bay	0 3	107 H	Northern Ky.	3 2
			43 A	Marquette	0 3	74 H	Green Bay	2 3	119 A	Oakland	2 3
			46 N	Missouri St.	0 3	86 N	Tennessee	1 3	119 H	Oakland	3 0
									119 N	Oakland	2 3
									161 A	Sacred Heart	3 2
									181 A	Ill.-Chicago	1 3
									181 H	Ill.-Chicago	3 0
									184 A	Valparaiso	3 1
									184 H	Valparaiso	3 0
									191 A	Western Mich.	3 2
									197 A	Wright St.	3 1
									197 H	Wright St.	3 0
									216 A	Youngstown St.	3 1
									216 H	Youngstown St.	3 0
									244 N	Dartmouth	0 3
									271 H	Bradley	3 2
									275 N	George Mason	3 0
									290 H	Akron	3 0
									318 H	Western Ill.	3 0
			LAST 10 GAMES								
			119 N	Oakland	2 3	74 A	Green Bay	0 3			
			184 H	Valparaiso	3 0	181 A	Ill.-Chicago	1 3			
			119 H	Oakland	3 0	41 H	Cleveland St.	2 3			
			107 A	Northern Ky.	0 3	216 H	Youngstown St.	3 0			
			197 A	Wright St.	3 1	184 A	Valparaiso	3 1			

Non-Div. I Games:

Milwaukee

Average RPI Win:		212	WON-LOST RECORD		WINNING PCT. RANK		LAST 10 GAMES		STRENGTH OF SCHEDULE		OPP. STRENGTH OF SCHEDULE		TEAM RPI		ADJ RPI		CONF. RPI		ADJ CONF. RPI	
DIV. I ONLY			12- 18		.4 214		1- 9		81		42		151		.51421 149		2		2	
DIV. I NON-CONF.			9- 5		.64286 96		0- 0		193		195		133		.51946 136		3		3	
TOTALS		RPI 1-25		RPI 26-50		W-L RECORDS		RPI 51-100		RPI 101-150		RPI 150+								
12- 18		1- 9		0- 4		OVERALL		0- 1		0- 4		11- 0								
6- 8		1- 3		0- 2		HOME		0- 0		0- 3		5- 0								
3- 8		0- 5		0- 2		AWAY		0- 1		0- 0		3- 0								
3- 2		0- 1		0- 0		NEUTRAL		0- 0		0- 1		3- 0								
9- 5		0- 2		0- 0		NON-CONFERENCE		0- 1		0- 2		9- 0								
4- 1		0- 0		0- 0		HOME		0- 0		0- 1		4- 0								
2- 2		0- 1		0- 0		AWAY		0- 1		0- 0		2- 0								
3- 2		0- 1		0- 0		NEUTRAL		0- 0		0- 1		3- 0								
3- 13		1- 7		0- 4		CONFERENCE		0- 0		0- 2		2- 0								
2- 7		1- 3		0- 2		HOME		0- 0		0- 2		1- 0								
1- 6		0- 4		0- 2		AWAY		0- 0		0- 0		1- 0								
0- 0		0- 0		0- 0		NEUTRAL		0- 0		0- 0		0- 0								
RPI	S	Opponent		Score		RPI	S	Opponent		Score		RPI	S	Opponent		Score				
2	A	Texas		0 3		37	A	Iowa St.		0 3		85	A	Pacific		1 3				
2	H	Texas		1 3		37	H	Iowa St.		2 3				109 H Oklahoma		0 3				
9	N	North Carolina		0 3		39	A	Baylor		0 3				111 H Marshall		2 3				
10	A	Kansas		0 3		39	H	Baylor		1 3				126 N Santa Clara		1 3				
10	H	Kansas		2 3										152 A Texas Tech		3 0				
19	A	Kansas St.		2 3										152 H Texas Tech		3 2				
19	H	Kansas St.		2 3										175 A California		3 1				
21	A	TCU		2 3										227 N Ga. Southern		3 0				
21	H	TCU		3 2										231 H Indiana St.		3 2				
22	A	Penn St.		0 3										242 H Winthrop		3 0				
														244 H Dartmouth		3 0				
														254 A Robert Morris		3 0				
														267 N Morehead St.		3 2				
														290 H Akron		3 0				
														294 N Grand Canyon		3 0				
LAST 10 GAMES																				
2	A	Texas		0 3		37	A	Iowa St.		0 3										
21	A	TCU		2 3		152	H	Texas Tech		3 2										
10	H	Kansas		2 3		19	A	Kansas St.		2 3										
39	A	Baylor		0 3		10	A	Kansas		0 3										
19	H	Kansas St.		2 3		39	H	Baylor		1 3										

Non-Div. I Games:

West Virginia

Average RPI Win:		222	WON-LOST RECORD		WINNING PCT. RANK	LAST 10 GAMES	STRENGTH OF SCHEDULE		OPP. STRENGTH OF SCHEDULE	TEAM RPI	ADJ RPI	CONF. RPI	ADJ CONF. RPI			
Average RPI Loss:		117														
DIV. I ONLY			19- 13		.59375	111	7- 3		184	203	149	.51293	150	21	21	
DIV. I NON-CONF.			7- 6		.53846	155	0- 0		241	143	186	.4813	186	24	24	
TOTALS		RPI 1-25	RPI 26-50		W-L RECORDS		RPI 51-100		RPI 101-150		RPI 150+					
19- 13	0- 3		0- 1		OVERALL		3- 1		0- 3		16- 5					
13- 2	0- 0		0- 0		HOME		2- 0		0- 1		11- 1					
3- 8	0- 1		0- 1		AWAY		0- 1		0- 2		3- 3					
3- 3	0- 2		0- 0		NEUTRAL		1- 0		0- 0		2- 1					
7- 6	0- 3		0- 1		NON-CONFERENCE		2- 0		0- 0		5- 2					
6- 1	0- 0		0- 0		HOME		1- 0		0- 0		5- 1					
0- 2	0- 1		0- 1		AWAY		0- 0		0- 0		0- 0					
1- 3	0- 2		0- 0		NEUTRAL		1- 0		0- 0		0- 1					
12- 7	0- 0		0- 0		CONFERENCE		1- 1		0- 3		11- 3					
7- 1	0- 0		0- 0		HOME		1- 0		0- 1		6- 0					
3- 6	0- 0		0- 0		AWAY		0- 1		0- 2		3- 3					
2- 0	0- 0		0- 0		NEUTRAL		0- 0		0- 0		2- 0					
RPI S	Opponent	Score	RPI S	Opponent	Score	RPI S	Opponent	Score	RPI S	Opponent	Score					
10 N	Kansas	1 3	33 A	Dayton	0 3	59 N	Xavier	3 1	124 A	Samford	1 3					
12 A	Creighton	0 3				95 H	Ole Miss	3 2	124 A	Samford	0 3					
21 N	TCU	0 3				99 A	ETSU	0 3	124 H	Samford	0 3					
						99 H	ETSU	3 1	157 A	UNCG	2 3					
									157 H	UNCG	3 0					
									157 N	UNCG	3 2					
									159 N	Northwestern	0 3					
									188 H	Tennessee St.	1 3					
									194 A	Mercer	3 0					
									194 H	Mercer	3 0					
									194 N	Mercer	3 1					
									207 A	Wofford	1 3					
									207 H	Wofford	3 0					
									217 A	Furman	3 0					
									217 H	Furman	3 1					
									263 A	Western Caro.	1 3					
									263 H	Western Caro.	3 1					
									288 H	Cal St. Fullerton	3 0					
									298 H	Appalachian St.	3 2					
									301 H	Presbyterian	3 0					
									302 A	The Citadel	3 2					
									302 H	The Citadel	3 2					
									333 H	South Carolina St.	3 0					
									334 H	Mississippi Val.	3 0					
			LAST 10 GAMES													
			124 A	Samford	1 3		263 A	Western Caro.	1 3							
			157 N	UNCG	3 2		207 A	Wofford	1 3							
			194 N	Mercer	3 1		302 A	The Citadel	3 2							
			157 H	UNCG	3 0		217 A	Furman	3 0							
			217 H	Furman	3 1		194 H	Mercer	3 0							

Non-Div. I Games:

Chattanooga

Average RPI Win:		183	WON-LOST RECORD		WINNING PCT. RANK		LAST 10 GAMES		STRENGTH OF SCHEDULE		OPP. STRENGTH OF SCHEDULE		TEAM RPI		ADJ RPI		CONF. RPI		ADJ CONF. RPI				
DIV. I ONLY			11- 17		.39286 221		5- 5		62		89		150		.51292 151		12		11				
DIV. I NON-CONF.			4- 8		.33333 244		0- 0		27		41		105		.53849 105		10		10				
TOTALS		RPI 1-25		RPI 26-50		W-L RECORDS		RPI 51-100		RPI 101-150		RPI 150+											
11- 17		0- 1		0- 4		OVERALL		1- 9		4- 2		6- 1											
3- 5		0- 0		0- 1		HOME		0- 3		0- 1		3- 0											
5- 8		0- 1		0- 2		AWAY		0- 5		2- 0		3- 0											
3- 4		0- 0		0- 1		NEUTRAL		1- 1		2- 1		0- 1											
4- 8		0- 1		0- 2		NON-CONFERENCE		1- 3		3- 1		0- 1											
0- 0		0- 0		0- 0		HOME		0- 0		0- 0		0- 0											
1- 4		0- 1		0- 1		AWAY		0- 2		1- 0		0- 0											
3- 4		0- 0		0- 1		NEUTRAL		1- 1		2- 1		0- 1											
7- 9		0- 0		0- 2		CONFERENCE		0- 6		1- 1		6- 0											
3- 5		0- 0		0- 1		HOME		0- 3		0- 1		3- 0											
4- 4		0- 0		0- 1		AWAY		0- 3		1- 0		3- 0											
0- 0		0- 0		0- 0		NEUTRAL		0- 0		0- 0		0- 0											
RPI	S	Opponent		Score		RPI	S	Opponent		Score		RPI	S	Opponent		Score							
7	A	BYU		0 3		27	A	Hawaii		0 3		52	A	Cal Poly		1 3							
						27	H	Hawaii		0 3		52	H	Cal Poly		2 3							
						30	A	UNLV		0 3		53	N	Lipscomb		1 3							
						30	N	UNLV		0 3		57	N	Hofstra		3 2							
												69	A	Long Beach St.		0 3							
												69	H	Long Beach St.		0 3							
												76	A	Wyoming		0 3							
												89	A	Pepperdine		2 3							
												97	A	UC Santa Barbara		1 3							
												97	H	UC Santa Barbara		1 3							
												110	N	Sacramento St.		3 0							
												124	N	Samford		1 3							
												127	A	Utah Valley		3 2							
												138	N	Rhode Island		3 2							
												144	A	UC Davis		3 2							
												144	H	UC Davis		1 3							
												164	A	UC Irvine		3 2							
												164	H	UC Irvine		3 2							
												199	N	Eastern Wash.		0 3							
												265	A	UC Riverside		3 1							
												265	H	UC Riverside		3 0							
												288	A	Cal St. Fullerton		3 1							
												288	H	Cal St. Fullerton		3 1							
LAST 10 GAMES																							
288 H Cal St. Fullerton						3 1						265 H UC Riverside						3 0					
265 A UC Riverside						3 1						164 H UC Irvine						3 2					
69 H Long Beach St.						0 3						144 H UC Davis						1 3					
288 A Cal St. Fullerton						3 1						97 A UC Santa Barbara						1 3					
27 A Hawaii						0 3						52 A Cal Poly						1 3					

Non-Div. I Games:

CSUN

Average RPI Win:		177	WON-LOST RECORD		WINNING PCT. RANK		LAST 10 GAMES		STRENGTH OF SCHEDULE		OPP. STRENGTH OF SCHEDULE		TEAM RPI		ADJ RPI		CONF. RPI		ADJ CONF. RPI	
DIV. I ONLY			10- 21		.32258 253		0- 10		39		39		152		.51212 152		2		2	
DIV. I NON-CONF.			10- 5		.66667 82		0- 0		92		150		66		.5703 70		3		3	
TOTALS		RPI 1-25		RPI 26-50		W-L RECORDS		RPI 51-100		RPI 101-150		RPI 150+								
10- 21		0- 8		0- 5		OVERALL		2- 4		2- 4		6- 0								
5- 8		0- 4		0- 2		HOME		0- 0		1- 2		4- 0								
4- 9		0- 4		0- 2		AWAY		2- 1		1- 2		1- 0								
1- 4		0- 0		0- 1		NEUTRAL		0- 3		0- 0		1- 0								
10- 5		0- 0		0- 1		NON-CONFERENCE		2- 4		2- 0		6- 0								
5- 0		0- 0		0- 0		HOME		0- 0		1- 0		4- 0								
4- 1		0- 0		0- 0		AWAY		2- 1		1- 0		1- 0								
1- 4		0- 0		0- 1		NEUTRAL		0- 3		0- 0		1- 0								
0- 16		0- 8		0- 4		CONFERENCE		0- 0		0- 4		0- 0								
0- 8		0- 4		0- 2		HOME		0- 0		0- 2		0- 0								
0- 8		0- 4		0- 2		AWAY		0- 0		0- 2		0- 0								
0- 0		0- 0		0- 0		NEUTRAL		0- 0		0- 0		0- 0								
RPI	S	Opponent		Score		RPI	S	Opponent		Score		RPI	S	Opponent		Score				
2	A	Texas		0 3		35	N	Wichita St.		0 3		63	A	UTSA		0 3				
2	H	Texas		2 3		37	A	Iowa St.		0 3		66	A	Rice		3 2				
10	A	Kansas		0 3		37	H	Iowa St.		2 3		69	N	Long Beach St.		0 3				
10	H	Kansas		0 3		39	A	Baylor		0 3		78	N	Colorado		2 3				
19	A	Kansas St.		0 3		39	H	Baylor		1 3		82	N	Texas St.		0 3				
19	H	Kansas St.		0 3								92	A	North Dakota		3 0				
21	A	TCU		1 3																
21	H	TCU		2 3																
						LAST 10 GAMES														
						19	A	Kansas St.		0 3		39	H	Baylor		1 3				
						21	H	TCU		2 3		149	A	West Virginia		2 3				
						2	A	Texas		0 3		10	H	Kansas		0 3				
						109	A	Oklahoma		0 3		2	H	Texas		2 3				
						37	H	Iowa St.		2 3		37	A	Iowa St.		0 3				

Non-Div. I Games:

Texas Tech

Average RPI Win: 162		WON-LOST	WINNING	LAST 10	STRENGTH OF	OPP. STRENGTH	TEAM	ADJ	CONF.	ADJ CONF.		
Average RPI Loss: 72		RECORD	PCT. RANK	GAMES	SCHEDULE	OF SCHEDULE	RPI	RPI	RPI	RPI		
DIV. I ONLY		9- 20	.31034	262	2- 8	22	67	153	.51177	153	4	4
DIV. I NON-CONF.		5- 6	.45455	199	0- 0	64	124	115	.53288	115	4	4
<hr/>												
TOTALS		RPI 1-25	RPI 26-50		W-L RECORDS	RPI 51-100		RPI 101-150		RPI 150+		
9- 20	0- 6		0- 3		OVERALL	2- 4		0- 5		7- 2		
2- 12	0- 3		0- 2		HOME	0- 2		0- 3		2- 2		
3- 8	0- 3		0- 1		AWAY	2- 2		0- 2		1- 0		
4- 0	0- 0		0- 0		NEUTRAL	0- 0		0- 0		4- 0		
<hr/>												
5- 6	0- 1		0- 1		NON-CONFERENCE	1- 1		0- 2		4- 1		
0- 5	0- 1		0- 1		HOME	0- 0		0- 2		0- 1		
1- 1	0- 0		0- 0		AWAY	1- 1		0- 0		0- 0		
4- 0	0- 0		0- 0		NEUTRAL	0- 0		0- 0		4- 0		
<hr/>												
4- 14	0- 5		0- 2		CONFERENCE	1- 3		0- 3		3- 1		
2- 7	0- 2		0- 1		HOME	0- 2		0- 1		2- 1		
2- 7	0- 3		0- 1		AWAY	1- 1		0- 2		1- 0		
0- 0	0- 0		0- 0		NEUTRAL	0- 0		0- 0		0- 0		
<hr/>												
RPI S	Opponent	Score	RPI S	Opponent	Score	RPI S	Opponent	Score	RPI S	Opponent	Score	
11 A	Missouri	0 3	32 A	Texas A&M	1 3	54 H	Alabama	1 3	102 H	Southern Miss.	1 3	
11 H	Missouri	0 3	32 H	Texas A&M	1 3	61 A	UCF	3 2	112 A	South Carolina	1 3	
13 A	Florida	0 3	39 H	Baylor	0 3	62 A	Duke	0 3	112 H	South Carolina	1 3	
13 H	Florida	0 3				86 A	Tennessee	1 3	116 A	Auburn	2 3	
18 H	Florida St.	0 3				95 A	Ole Miss	3 2	125 H	UConn	0 3	
20 A	Kentucky	0 3				95 H	Ole Miss	1 3	154 H	Arkansas	0 3	
<hr/>												
<hr/>												
<hr/>												
<hr/>												
<hr/>												
<hr/>												
<hr/>												
<hr/>												
<hr/>												
<hr/>												
<hr/>												
<hr/>												
<hr/>												
<hr/>												
<hr/>												
<hr/>												
<hr/>												
<hr/>												
<hr/>												
<hr/>												
<hr/>												
<hr/>												
<hr/>												
<hr/>												
<hr/>												
<hr/>												
<hr/>												
<hr/>												
<hr/>												
<hr/>												
<hr/>												
<hr/>												
<hr/>												
<hr/>												
<hr/>												
<hr/>												
<hr/>												
<hr/>												
<hr/>												
<hr/>												
<hr/>												
<hr/>												
<hr/>												
<hr/>												
<hr/>												
<hr/>												
<hr/>												
<hr/>												
<hr/>												
<hr/>												
<hr/>												
<hr/>												
<hr/>												
<hr/>												
<hr/>												
<hr/>												
<hr/>												
<hr/>												
<hr/>												
<hr/>												
<hr/>												
<hr/>												
<hr/>												
<hr/>												
<hr/>												
<hr/>												
<hr/>												
<hr/>												
<hr/>												
<hr/>												
<hr/>												
<hr/>												
<hr/>												
<hr/>												
<hr/>												
<hr/>												
<hr/>												
<hr/>												
<hr/>												
<hr/>												
<hr/>												
<hr/>												
<hr/>												
<hr/>												
<hr/>												
<hr/>												
<hr/>												
<hr/>												
<hr/>												
<hr/>												
<hr/>												
<hr/>												
<hr/>												
<hr/>												
<hr/>												
<hr/>												
<hr/>												
<hr/>												
<hr/>												
<hr/>												
<hr/>												
<hr/>												
<hr/>												
<hr/>												
<hr/>												
<hr/>												
<hr/>												
<hr/>												
<hr/>												
<hr/>												
<hr/>												
<hr/>												
<hr/>												
<hr/>												
<hr/>												
<hr/>												
<hr/>												
<hr/>												
<hr/>												
<hr/>												
<hr/>												
<hr/>												
<hr/>												
<hr/>												
<hr/>												
<hr/>												
<hr/>												
<hr/>												
<hr/>												
<hr/>												
<hr/>												
<hr/>												
<hr/>												
<hr/>												
<hr/>												
<hr/>												
<hr/>												
<hr/>												
<hr/>												
<hr/>												
<hr/>												
<hr/>												
<hr/>												
<hr/>												
<hr/>												
<hr/>												
<hr/>												
<hr/>												
<hr/>												
<hr/>												
<hr/>												
<hr/>												
<hr/>												
<hr/>												
<hr/>												
<hr/>												
<hr/>												
<hr/>												
<hr/>												
<hr/>												
<hr/>												
<hr/>												
<hr/>												
<hr/>												
<hr/>												
<hr/>												
<hr/>												
<hr/>												
<hr/>												
<hr/>												
<hr/>												
<hr/>												
<hr/>												
<hr/>												
<hr/>												
<hr/>												
<hr/>												
<hr/>												
<hr/>												
<hr/>												
<hr/>												
<hr/>												
<hr/>												
<hr/>												
<hr/>												
<hr/>												
<hr/>												
<hr/>												
<hr/>												
<hr/>												
<hr/>												
<hr/>												
<hr/>												
<hr/>												
<hr/>												
<hr/>												
<hr/>												
<hr/>												
<hr/>												
<hr/>												
<hr/>												
<hr/>												
<hr/>												
<hr/>												
<hr/>												
<hr/>												
<hr/>												
<hr/>												
<hr/>												
<hr/>												
<hr/>												
<hr/>												
<hr/>												
<hr/>												
<hr/>												
<hr/>												
<hr/>												
<hr/>												
<hr/>												
<hr/>												
<hr/>												
<hr/>												
<hr/>												
<hr/>												
<hr/>												
<hr/>												
<hr/>												
<hr/>												
<hr/>												
<hr/>												
<hr/>												
<hr/>												
<hr/>												
<hr/>												
<hr/>												
<hr/>												
<hr/>												
<hr/>												
<hr/>												

Non-Div. I Games:

LSU

Average RPI Win:		172	WON-LOST RECORD		WINNING PCT. RANK		LAST 10 GAMES		STRENGTH OF SCHEDULE		OPP. STRENGTH OF SCHEDULE		TEAM RPI		ADJ RPI		CONF. RPI		ADJ CONF. RPI				
DIV. I ONLY			9- 21		.3 265		6- 4		29		49		158		.51161 154		4		4				
DIV. I NON-CONF.			2- 10		.16667 297		0- 0		55		74		204		.47285 202		4		4				
TOTALS		RPI 1-25		RPI 26-50				W-L RECORDS		RPI 51-100				RPI 101-150				RPI 150+					
9- 21		0- 8		0- 2				OVERALL		1- 6				1- 4				7- 1					
4- 8		0- 4		0- 1				HOME		1- 1				0- 2				3- 0					
4- 9		0- 3		0- 0				AWAY		0- 4				1- 1				3- 1					
1- 4		0- 1		0- 1				NEUTRAL		0- 1				0- 1				1- 0					
2- 10		0- 3		0- 1				NON-CONFERENCE		0- 2				0- 3				2- 1					
1- 2		0- 1		0- 0				HOME		0- 0				0- 1				1- 0					
0- 4		0- 1		0- 0				AWAY		0- 1				0- 1				0- 1					
1- 4		0- 1		0- 1				NEUTRAL		0- 1				0- 1				1- 0					
7- 11		0- 5		0- 1				CONFERENCE		1- 4				1- 1				5- 0					
3- 6		0- 3		0- 1				HOME		1- 1				0- 1				2- 0					
4- 5		0- 2		0- 0				AWAY		0- 3				1- 0				3- 0					
0- 0		0- 0		0- 0				NEUTRAL		0- 0				0- 0				0- 0					
RPI	S	Opponent		Score		RPI	S	Opponent		Score		RPI	S	Opponent		Score		RPI	S	Opponent		Score	
3	N	Nebraska		0	3	32	H	Texas A&M		0	3	54	A	Alabama		1	3	102	H	Southern Miss.		1	3
10	A	Kansas		2	3	46	N	Missouri St.		0	3	54	H	Alabama		0	3	112	A	South Carolina		3	1
11	A	Missouri		0	3							56	A	Illinois		0	3	116	H	Auburn		1	3
11	H	Missouri		0	3							59	N	Xavier		1	3	132	A	New Mexico		1	3
13	H	Florida		0	3							86	A	Tennessee		1	3	141	N	Maryland		1	3
19	H	Kansas St.		0	3							86	H	Tennessee		3	0	153	A	LSU		3	0
20	A	Kentucky		0	3							95	A	Ole Miss		2	3	165	A	Mississippi St.		3	2
20	H	Kentucky		0	3													165	H	Mississippi St.		3	1
																		173	H	UMKC		3	1
																		189	A	Georgia		3	1
																		189	H	Georgia		3	2
																		221	A	Oral Roberts		0	3
																		312	N	Chicago St.		3	1
LAST 10 GAMES																							
						13	H	Florida		0	3	20	H	Kentucky		0	3						
						112	A	South Carolina		3	1	54	A	Alabama		1	3						
						165	A	Mississippi St.		3	2	189	H	Georgia		3	2						
						189	A	Georgia		3	1	165	H	Mississippi St.		3	1						
						86	H	Tennessee		3	0	116	H	Auburn		1	3						

Non-Div. I Games:

Arkansas

Average RPI Win:	173	WON-LOST	WINNING	LAST 10	STRENGTH OF	OPP. STRENGTH	TEAM	ADJ	CONF.	ADJ CONF.	
Average RPI Loss:	81	RECORD	PCT. RANK	GAMES	SCHEDULE	OF SCHEDULE	RPI	RPI	RPI	RPI	
DIV. I ONLY	12- 18	.4	214	5- 5	78	65	155	.51014	156	10	9
DIV. I NON-CONF.	5- 5	.5	167	0- 0	32	31	59	.58116	59	6	6
<hr/>											
TOTALS	RPI 1-25	RPI 26-50		W-L RECORDS		RPI 51-100		RPI 101-150		RPI 150+	
12- 18	0- 6	0- 2		OVERALL		2- 4		3- 3		7- 3	
5- 10	0- 3	0- 0		HOME		2- 2		0- 3		3- 2	
5- 6	0- 1	0- 2		AWAY		0- 2		1- 0		4- 1	
2- 2	0- 2	0- 0		NEUTRAL		0- 0		2- 0		0- 0	
5- 5	0- 3	0- 0		NON-CONFERENCE		1- 0		3- 2		1- 0	
2- 3	0- 1	0- 0		HOME		1- 0		0- 2		1- 0	
1- 0	0- 0	0- 0		AWAY		0- 0		1- 0		0- 0	
2- 2	0- 2	0- 0		NEUTRAL		0- 0		2- 0		0- 0	
7- 13	0- 3	0- 2		CONFERENCE		1- 4		0- 1		6- 3	
3- 7	0- 2	0- 0		HOME		1- 2		0- 1		2- 2	
4- 6	0- 1	0- 2		AWAY		0- 2		0- 0		4- 1	
0- 0	0- 0	0- 0		NEUTRAL		0- 0		0- 0		0- 0	
RPI S	Opponent	Score	RPI S	Opponent	Score	RPI S	Opponent	Score	RPI S	Opponent	Score
1 N	Minnesota	0 3	36 A	Pittsburgh	0 3	53 H	Lipscomb	3 2	104 H	Miami (FL)	2 3
4 N	Wisconsin	0 3	49 A	Georgia Tech	1 3	62 A	Duke	0 3	116 H	Auburn	2 3
9 H	North Carolina	0 3				62 H	Duke	0 3	119 N	Oakland	3 1
18 A	Florida St.	1 3				64 H	North Carolina St.	0 3	120 A	Bowling Green	3 2
18 H	Florida St.	1 3				68 A	Notre Dame	0 3	126 H	Santa Clara	1 3
20 H	Kentucky	0 3				68 H	Notre Dame	3 1	147 N	VCU	3 0
									168 A	Virginia Tech	3 1
									223 A	Syracuse	2 3
									223 H	Syracuse	3 1
									226 A	Clemson	3 0
									234 A	Wake Forest	3 0
									234 H	Wake Forest	1 3
									236 A	Boston College	3 2
									236 H	Boston College	3 0
									238 H	Virginia	0 3
									250 H	Stony Brook	3 1
			LAST 10 GAMES								
			236 H Boston College 3 0			68 H Notre Dame 3 1					
			223 H Syracuse 3 1			234 A Wake Forest 3 0					
			226 A Clemson 3 0			62 A Duke 0 3					
			49 A Georgia Tech 1 3			104 H Miami (FL) 2 3					
			238 H Virginia 0 3			18 H Florida St. 1 3					

Non-Div. I Games:

Louisville

Average RPI Win: 220		WON-LOST RECORD		WINNING PCT. RANK		LAST 10 GAMES		STRENGTH OF SCHEDULE		OPP. STRENGTH OF SCHEDULE		TEAM RPI		ADJ RPI		CONF. RPI		ADJ CONF. RPI	
DIV. I ONLY		18- 13		.58065 122		7- 3		174		233		156		.51002 157		21		21	
DIV. I NON-CONF.		6- 7		.46154 192		0- 0		191		199		199		.47429 198		24		24	
TOTALS		RPI 1-25		RPI 26-50		W-L RECORDS		RPI 51-100		RPI 101-150		RPI 150+							
18- 13		0- 0		0- 1		OVERALL		1- 2		4- 3		13- 7							
10- 3		0- 0		0- 0		HOME		1- 0		3- 0		6- 3							
5- 7		0- 0		0- 0		AWAY		0- 2		1- 2		4- 3							
3- 3		0- 0		0- 1		NEUTRAL		0- 0		0- 1		3- 1							
6- 7		0- 0		0- 1		NON-CONFERENCE		0- 1		1- 1		5- 4							
3- 2		0- 0		0- 0		HOME		0- 0		1- 0		2- 2							
1- 3		0- 0		0- 0		AWAY		0- 1		0- 1		1- 1							
2- 2		0- 0		0- 1		NEUTRAL		0- 0		0- 0		2- 1							
12- 6		0- 0		0- 0		CONFERENCE		1- 1		3- 2		8- 3							
7- 1		0- 0		0- 0		HOME		1- 0		2- 0		4- 1							
4- 4		0- 0		0- 0		AWAY		0- 1		1- 1		3- 2							
1- 1		0- 0		0- 0		NEUTRAL		0- 0		0- 1		1- 0							
RPI	S	Opponent	Score	RPI	S	Opponent	Score	RPI	S	Opponent	Score	RPI	S	Opponent	Score				
				29	N	Ohio St.	0 3	62	A	Duke	0 3	103	A	High Point	2 3				
								99	A	ETSU	0 3	117	H	Radford	3 1				
								99	H	ETSU	3 1	124	A	Samford	3 1				
												124	H	Samford	3 1				
												150	A	Chattanooga	0 3				
												150	H	Chattanooga	3 2				
												150	N	Chattanooga	2 3				
												153	N	LSU	1 3				
												183	H	Elon	2 3				
												184	N	Valparaiso	3 1				
												194	A	Mercer	2 3				
												194	H	Mercer	1 3				
												207	A	Wofford	3 0				
												207	H	Wofford	3 0				
												210	A	Ball St.	2 3				
												216	H	Youngstown St.	1 3				
												217	A	Furman	1 3				
												217	H	Furman	3 0				
												240	N	Eastern Ky.	3 2				
												263	A	Western Caro.	3 0				
												263	H	Western Caro.	3 1				
												263	N	Western Caro.	3 2				
												283	A	Charlotte	3 0				
												302	A	The Citadel	3 1				
												302	H	The Citadel	3 1				
												309	H	N.C. A&T	3 0				
												311	H	Hampton	3 0				
LAST 10 GAMES																			

Non-Div. I Games:

UNCG

Average RPI Win: 231		WON-LOST	WINNING	LAST 10	STRENGTH OF		OPP. STRENGTH	TEAM	ADJ	CONF.	ADJ CONF.
Average RPI Loss: 129		RECORD	PCT. RANK	GAMES	SCHEDULE		OF SCHEDULE	RPI	RPI	RPI	RPI
DIV. I ONLY		18- 14	.5625	131	4- 6		168	228	157	.50924	158
DIV. I NON-CONF.		10- 7	.58824	120	0- 1		124	252	121	.52417	121
TOTALS		RPI 1-25	RPI 26-50		W-L RECORDS		RPI 51-100		RPI 101-150		RPI 150+
18- 14	0- 0	0- 2		OVERALL		1- 4		1- 3		16- 5	
8- 4	0- 0	0- 0		HOME		1- 1		0- 1		7- 2	
6- 6	0- 0	0- 1		AWAY		0- 2		0- 1		6- 2	
4- 4	0- 0	0- 1		NEUTRAL		0- 1		1- 1		3- 1	
10- 7	0- 0	0- 2		NON-CONFERENCE		0- 1		1- 1		9- 3	
4- 1	0- 0	0- 0		HOME		0- 0		0- 0		4- 1	
2- 3	0- 0	0- 1		AWAY		0- 0		0- 0		2- 2	
4- 3	0- 0	0- 1		NEUTRAL		0- 1		1- 1		3- 0	
8- 7	0- 0	0- 0		CONFERENCE		1- 3		0- 2		7- 2	
4- 3	0- 0	0- 0		HOME		1- 1		0- 1		3- 1	
4- 3	0- 0	0- 0		AWAY		0- 2		0- 1		4- 0	
0- 1	0- 0	0- 0		NEUTRAL		0- 0		0- 0		0- 1	
RPI S	Opponent	Score	RPI S	Opponent	Score	RPI S	Opponent	Score	RPI S	Opponent	Score
34 A	Coastal Caro.	0 3	53 A	Lipscomb	0 3	115 A	Kennesaw St.	0 3			
49 N	Georgia Tech	0 3	53 H	Lipscomb	0 3	115 H	Kennesaw St.	1 3			
			58 A	FGCU	0 3	142 N	Northern Colo.	3 1			
			58 H	FGCU	3 2	145 N	Toledo	2 3			
			94 N	Northeastern	1 3	179 A	Fla. Atlantic	3 2			
						185 N	Drake	3 2			
						194 H	Mercer	3 0			
						205 A	Florida A&M	0 3			
						205 H	Florida A&M	3 2			
						206 A	Houston Baptist	1 3			
						215 N	Penn	3 0			
						222 A	USC Upstate	3 0			
						222 H	USC Upstate	0 3			
						222 N	USC Upstate	1 3			
						224 A	Jacksonville	3 2			
						224 H	Jacksonville	3 1			
						227 A	Ga. Southern	3 1			
						233 H	FIU	1 3			
						279 H	Bethune-Cookman	3 1			
						279 N	Bethune-Cookman	3 1			
						296 A	Stetson	3 1			
						296 H	Stetson	3 0			
						304 A	NJIT	3 0			
						304 H	NJIT	3 0			
						316 H	Nicholls St.	3 0			
LAST 10 GAMES											
222 N	USC Upstate	1 3	296 H	Stetson	3 0						
53 A	Lipscomb	0 3	58 H	FGCU	3 2						
115 A	Kennesaw St.	0 3	205 A	Florida A&M	0 3						
222 H	USC Upstate	0 3	224 H	Jacksonville	3 1						
304 H	NJIT	3 0	58 A	FGCU	0 3						

Non-Div. I Games:

North Florida

Average RPI Win:	190	WON-LOST	WINNING	LAST 10	STRENGTH OF	OPP. STRENGTH	TEAM	ADJ	CONF.	ADJ CONF.	
Average RPI Loss:	38	RECORD	PCT. RANK	GAMES	SCHEDULE	OF SCHEDULE	RPI	RPI	RPI	RPI	
DIV. I ONLY	10- 22	.3125	260	2- 8	51	26	160	.50922	159	1	1
DIV. I NON-CONF.	7- 5	.58333	123	0- 0	158	111	123	.52382	123	1	1
<hr/>											
TOTALS	RPI 1-25	RPI 26-50		W-L RECORDS		RPI 51-100		RPI 101-150		RPI 150+	
10- 22	0- 9	1- 4		OVERALL		0- 9		2- 0		7- 0	
2- 8	0- 4	1- 1		HOME		0- 3		1- 0		0- 0	
2- 12	0- 5	0- 3		AWAY		0- 4		0- 0		2- 0	
6- 2	0- 0	0- 0		NEUTRAL		0- 2		1- 0		5- 0	
7- 5	0- 0	0- 2		NON-CONFERENCE		0- 3		1- 0		6- 0	
0- 0	0- 0	0- 0		HOME		0- 0		0- 0		0- 0	
1- 3	0- 0	0- 2		AWAY		0- 1		0- 0		1- 0	
6- 2	0- 0	0- 0		NEUTRAL		0- 2		1- 0		5- 0	
3- 17	0- 9	1- 2		CONFERENCE		0- 6		1- 0		1- 0	
2- 8	0- 4	1- 1		HOME		0- 3		1- 0		0- 0	
1- 9	0- 5	0- 1		AWAY		0- 3		0- 0		1- 0	
0- 0	0- 0	0- 0		NEUTRAL		0- 0		0- 0		0- 0	
RPI	S	Opponent	Score	RPI	S	Opponent	Score	RPI	S	Opponent	Score
1	A	Minnesota	0 3	28	H	Purdue	3 1	53	A	Lipscomb	1 3
1	H	Minnesota	0 3	29	A	Ohio St.	0 3	56	A	Illinois	0 3
3	A	Nebraska	0 3	29	H	Ohio St.	1 3	56	H	Illinois	0 3
4	H	Wisconsin	2 3	33	A	Dayton	2 3	59	N	Xavier	0 3
14	A	Michigan	1 3	45	A	UNI	0 3	67	A	Indiana	1 3
14	H	Michigan	0 3					67	H	Indiana	0 3
15	A	Michigan St.	0 3					70	A	Iowa	1 3
22	A	Penn St.	0 3					70	H	Iowa	0 3
22	H	Penn St.	0 3					95	N	Ole Miss	2 3

Non-Div. I Games:

Northwestern

Average RPI Win: Average RPI Loss:	197 102	WON-LOST RECORD	WINNING PCT. RANK	LAST 10 GAMES	STRENGTH OF SCHEDULE	OPP. STRENGTH OF SCHEDULE	TEAM RPI	ADJ RPI	CONF. RPI	ADJ CONF. RPI	
DIV. I ONLY		14- 15	.48276 184	8- 2	122	142	159	.50798 160	20	20	
DIV. I NON-CONF.		3- 10	.23077 283	0- 0	67	84	187	.48021 187	14	14	
<hr/>											
TOTALS	RPI 1-25	RPI 26-50		W-L RECORDS	RPI 51-100		RPI 101-150		RPI 150+		
14- 15	0- 0	0- 3		OVERALL	2- 5		3- 4		9- 3		
7- 4	0- 0	0- 0		HOME	1- 1		1- 2		5- 1		
6- 4	0- 0	0- 0		AWAY	1- 2		2- 1		3- 1		
1- 7	0- 0	0- 3		NEUTRAL	0- 2		0- 1		1- 1		
<hr/>											
3- 10	0- 0	0- 3		NON-CONFERENCE	1- 4		1- 1		1- 2		
2- 2	0- 0	0- 0		HOME	1- 0		0- 1		1- 1		
1- 2	0- 0	0- 0		AWAY	0- 2		1- 0		0- 0		
0- 6	0- 0	0- 3		NEUTRAL	0- 2		0- 0		0- 1		
<hr/>											
11- 5	0- 0	0- 0		CONFERENCE	1- 1		2- 3		8- 1		
5- 2	0- 0	0- 0		HOME	0- 1		1- 1		4- 0		
5- 2	0- 0	0- 0		AWAY	1- 0		1- 1		3- 1		
1- 1	0- 0	0- 0		NEUTRAL	0- 0		0- 1		1- 0		
<hr/>											
RPI S	Opponent	Score	RPI S	Opponent	Score	RPI S	Opponent	Score	RPI S	Opponent	Score
			31 N	Utah	1 3	57 N	Hofstra	1 3	110 H	Sacramento St.	0 3
			36 N	Pittsburgh	0 3	79 A	New Mexico St.	3 1	122 A	UTRGV	3 1
			39 N	Baylor	0 3	79 H	New Mexico St.	0 3	122 H	UTRGV	3 1
						82 N	Texas St.	1 3	127 A	Utah Valley	2 3
						91 H	Northern Ariz.	3 2	127 H	Utah Valley	2 3
						97 A	UC Santa Barbara	0 3	127 N	Utah Valley	2 3
						98 A	Portland	1 3	146 A	Army West Point	3 2
									164 H	UC Irvine	1 3
									173 A	UMKC	1 3
									173 H	UMKC	3 0
									182 A	Seattle U	3 0
									182 H	Seattle U	3 2
									182 N	Seattle U	3 2
									184 N	Valparaiso	1 3
									265 H	UC Riverside	3 0
									294 A	Grand Canyon	3 0
									294 H	Grand Canyon	3 0
									312 A	Chicago St.	3 1
									312 H	Chicago St.	3 0
<hr/>											
			LAST 10 GAMES								
			127 N	Utah Valley	2 3	312 H	Chicago St.	3 0			
			182 N	Seattle U	3 2	79 A	New Mexico St.	3 1			
			127 A	Utah Valley	2 3	122 A	UTRGV	3 1			
			182 A	Seattle U	3 0	294 A	Grand Canyon	3 0			
			173 H	UMKC	3 0	182 H	Seattle U	3 2			

Non-Div. I Games:

CSU Bakersfield

Average RPI Win:	250	WON-LOST	WINNING	LAST 10	STRENGTH OF	OPP. STRENGTH	TEAM	ADJ	CONF.	ADJ CONF.	
Average RPI Loss:	167	RECORD	PCT. RANK	GAMES	SCHEDULE	OF SCHEDULE	RPI	RPI	RPI	RPI	
DIV. I ONLY	22- 8	.73333	45	9- 1	294	276	161	.50719	161	29	29
DIV. I NON-CONF.	8- 6	.57143	132	1- 0	258	169	192	.47826	191	29	29
<hr/>											
TOTALS	RPI 1-25	RPI 26-50		W-L RECORDS	RPI 51-100		RPI 101-150		RPI 150+		
22- 8	0- 0	0- 1		OVERALL	0- 1		3- 2		19- 4		
10- 3	0- 0	0- 0		HOME	0- 0		0- 1		10- 2		
9- 2	0- 0	0- 0		AWAY	0- 0		2- 1		7- 1		
3- 3	0- 0	0- 1		NEUTRAL	0- 1		1- 0		2- 1		
<hr/>											
8- 6	0- 0	0- 1		NON-CONFERENCE	0- 1		3- 2		5- 2		
2- 2	0- 0	0- 0		HOME	0- 0		0- 1		2- 1		
3- 1	0- 0	0- 0		AWAY	0- 0		2- 1		1- 0		
3- 3	0- 0	0- 1		NEUTRAL	0- 1		1- 0		2- 1		
<hr/>											
14- 2	0- 0	0- 0		CONFERENCE	0- 0		0- 0		14- 2		
8- 1	0- 0	0- 0		HOME	0- 0		0- 0		8- 1		
6- 1	0- 0	0- 0		AWAY	0- 0		0- 0		6- 1		
0- 0	0- 0	0- 0		NEUTRAL	0- 0		0- 0		0- 0		
<hr/>											
RPI S	Opponent	Score	RPI S	Opponent	Score	RPI S	Opponent	Score	RPI S	Opponent	Score
			50 N	James Madison	1 3	72 N	Villanova	0 3	118 A	Fairfield	3 0
									129 N	Idaho St.	3 1
									135 A	New Hampshire	3 1
									141 A	Maryland	0 3
									148 H	Milwaukee	2 3
									193 A	LIU Brooklyn	3 1
									193 H	LIU Brooklyn	2 3
									193 H	LIU Brooklyn	3 0
									228 A	Bryant	3 0
									228 H	Bryant	3 0
									237 A	Central Conn. St.	2 3
									237 H	Central Conn. St.	3 0
									237 H	Central Conn. St.	3 2
									244 H	Dartmouth	0 3
									250 H	Stony Brook	3 0
									251 N	Eastern Mich.	1 3
									254 A	Robert Morris	3 1
									254 H	Robert Morris	3 0
									258 N	Holy Cross	3 1
									275 H	George Mason	3 0
									280 A	UMass Lowell	3 1
			LAST 10 GAMES						308 A	St. Francis Brooklyn	3 1
			193 H	LIU Brooklyn	2 3	327 H	Fairleigh Dickinson	3 0	308 H	St. Francis Brooklyn	3 0
			237 H	Central Conn. St.	3 0	254 A	Robert Morris	3 1	321 A	Saint Francis (PA)	3 0
			237 H	Central Conn. St.	3 2	321 A	Saint Francis (PA)	3 0	321 H	Saint Francis (PA)	3 0
			228 H	Bryant	3 0	193 H	LIU Brooklyn	3 0	327 A	Fairleigh Dickinson	3 1
			280 A	UMass Lowell	3 1	308 H	St. Francis Brooklyn	3 0	327 H	Fairleigh Dickinson	3 0

Non-Div. I Games:

Sacred Heart

RPI	S	Opponent	Score	
328	N	Delaware St.	3	0

Sacred Heart

S
a
c
r
e
d
H
e
a
r
t

S
a
c
r
e
d
H
e
a
r
t

Average RPI Win: 189		WON-LOST	WINNING	LAST 10	STRENGTH OF		OPP. STRENGTH	TEAM	ADJ	CONF.	ADJ CONF.
Average RPI Loss: 83		RECORD	PCT. RANK	GAMES	SCHEDULE		OF SCHEDULE	RPI	RPI	RPI	RPI
DIV. I ONLY		14- 18	.4375	197	4- 6		112	96	162	.50426	162
DIV. I NON-CONF.		5- 8	.38462	223	0- 0		109	75	165	.49578	164
TOTALS		RPI 1-25	RPI 26-50		W-L RECORDS		RPI 51-100		RPI 101-150		RPI 150+
14- 18	0- 2	0- 7		OVERALL		2- 2		2- 5		10- 2	
4- 6	0- 0	0- 3		HOME		1- 0		0- 1		3- 2	
6- 8	0- 1	0- 4		AWAY		1- 1		0- 2		5- 0	
4- 4	0- 1	0- 0		NEUTRAL		0- 1		2- 2		2- 0	
5- 8	0- 2	0- 0		NON-CONFERENCE		0- 2		2- 3		3- 1	
0- 1	0- 0	0- 0		HOME		0- 0		0- 0		0- 1	
1- 3	0- 1	0- 0		AWAY		0- 1		0- 1		1- 0	
4- 4	0- 1	0- 0		NEUTRAL		0- 1		2- 2		2- 0	
9- 10	0- 0	0- 7		CONFERENCE		2- 0		0- 2		7- 1	
4- 5	0- 0	0- 3		HOME		1- 0		0- 1		3- 1	
5- 5	0- 0	0- 4		AWAY		1- 0		0- 1		4- 0	
0- 0	0- 0	0- 0		NEUTRAL		0- 0		0- 0		0- 0	
RPI S	Opponent	Score		RPI S	Opponent	Score		RPI S	Opponent	Score	
19 A	Kansas St.	0	3	35 A	Wichita St.	0	3	51 A	Northern Ill.	1	3
23 N	Arizona	1	3	35 H	Wichita St.	0	3	70 N	Iowa	1	3
				45 A	UNI	0	3	71 A	Southern Ill.	3	1
				45 A	UNI	0	3	71 H	Southern Ill.	3	1
				45 H	UNI	2	3				
				46 A	Missouri St.	0	3				
				46 H	Missouri St.	0	3				
				LAST 10 GAMES							
				45 A	UNI	0	3	35 H	Wichita St.	0	3
				271 A	Bradley	3	0	256 A	Evansville	3	2
				185 A	Drake	3	1	71 A	Southern Ill.	3	1
				45 A	UNI	0	3	130 H	Illinois St.	0	3
				46 H	Missouri St.	0	3	231 H	Indiana St.	1	3

Non-Div. I Games:

Loyola Chicago

Average RPI Win:	238	WON-LOST	WINNING	LAST 10	STRENGTH OF	OPP. STRENGTH	TEAM	ADJ	CONF.	ADJ CONF.	
Average RPI Loss:	98	RECORD	PCT. RANK	GAMES	SCHEDULE	OF SCHEDULE	RPI	RPI	RPI	RPI	
DIV. I ONLY	17- 16	.51515	168	6- 4	158	173	163	.50389	163	22	22
DIV. I NON-CONF.	6- 9	.4	221	0- 0	115	127	171	.49174	171	19	19
<hr/>											
TOTALS	RPI 1-25	RPI 26-50		W-L RECORDS	RPI 51-100		RPI 101-150		RPI 150+		
17- 16	0- 0	0- 3		OVERALL	0- 8		2- 2		15- 3		
10- 6	0- 0	0- 1		HOME	0- 3		2- 2		8- 0		
6- 7	0- 0	0- 0		AWAY	0- 4		0- 0		6- 3		
1- 3	0- 0	0- 2		NEUTRAL	0- 1		0- 0		1- 0		
<hr/>											
6- 9	0- 0	0- 2		NON-CONFERENCE	0- 3		2- 2		4- 2		
5- 2	0- 0	0- 0		HOME	0- 0		2- 2		3- 0		
0- 4	0- 0	0- 0		AWAY	0- 2		0- 0		0- 2		
1- 3	0- 0	0- 2		NEUTRAL	0- 1		0- 0		1- 0		
<hr/>											
11- 7	0- 0	0- 1		CONFERENCE	0- 5		0- 0		11- 1		
5- 4	0- 0	0- 1		HOME	0- 3		0- 0		5- 0		
6- 3	0- 0	0- 0		AWAY	0- 2		0- 0		6- 1		
0- 0	0- 0	0- 0		NEUTRAL	0- 0		0- 0		0- 0		
<hr/>											
RPI S	Opponent	Score	RPI S	Opponent	Score	RPI S	Opponent	Score	RPI S	Opponent	Score
			30 N	UNLV	1 3	55 A	Arkansas St.	1 3	110 H	Sacramento St.	1 3
			30 N	UNLV	1 3	55 H	Arkansas St.	0 3	124 H	Samford	3 2
			34 H	Coastal Caro.	0 3	55 H	Arkansas St.	0 3	132 H	New Mexico	1 3
						60 A	A&M-Corpus Christi	1 3	136 H	Sam Houston St.	3 2
						64 N	North Carolina St.	1 3	187 A	North Texas	2 3
						82 A	Texas St.	1 3	198 A	South Ala.	3 1
						82 H	Texas St.	1 3	206 H	Houston Baptist	3 2
						95 A	Ole Miss	1 3	208 A	Little Rock	3 2
									208 H	Little Rock	3 0
									208 H	Little Rock	3 1
									214 H	UTEP	3 1
									227 A	Ga. Southern	3 1
									243 A	Abilene Christian	2 3
									249 A	Georgia St.	2 3
									272 A	Troy	3 0
									284 N	McNeese	3 1
									285 A	Louisiana	3 0
									285 H	Louisiana	3 0
									286 A	La.-Monroe	3 1
									286 H	La.-Monroe	3 0
									298 H	Appalachian St.	3 0
									314 H	Ark.-Pine Bluff	3 0
<hr/>											
			LAST 10 GAMES								
			55 H	Arkansas St.	0 3	55 A	Arkansas St.	1 3			
			208 H	Little Rock	3 0	285 H	Louisiana	3 0			
			286 A	La.-Monroe	3 1	286 H	La.-Monroe	3 0			
			285 A	Louisiana	3 0	82 A	Texas St.	1 3			
			208 A	Little Rock	3 2	249 A	Georgia St.	2 3			

Non-Div. I Games:

UT Arlington

Average RPI Win:	167	WON-LOST	WINNING	LAST 10	STRENGTH OF	OPP. STRENGTH	TEAM	ADJ	CONF.	ADJ CONF.		
Average RPI Loss:	86	RECORD	PCT. RANK	GAMES	SCHEDULE	OF SCHEDULE	RPI	RPI	RPI	RPI		
DIV. I ONLY		13- 18	.41935	205	5- 5	110	82	167	.50332	164	12	11
DIV. I NON-CONF.		6- 9	.4	221	1- 0	94	40	145	.51313	144	10	10
<hr/>												
TOTALS	RPI 1-25	RPI 26-50		W-L RECORDS		RPI 51-100		RPI 101-150		RPI 150+		
13- 18	0- 2	1- 4		OVERALL		5- 5		0- 4		7- 3		
5- 6	0- 0	0- 1		HOME		2- 2		0- 1		3- 2		
7- 6	0- 1	1- 1		AWAY		3- 1		0- 2		3- 1		
1- 6	0- 1	0- 2		NEUTRAL		0- 2		0- 1		1- 0		
<hr/>												
6- 9	0- 2	1- 2		NON-CONFERENCE		2- 2		0- 2		3- 1		
2- 1	0- 0	0- 0		HOME		1- 0		0- 0		1- 1		
3- 2	0- 1	1- 0		AWAY		1- 0		0- 1		1- 0		
1- 6	0- 1	0- 2		NEUTRAL		0- 2		0- 1		1- 0		
<hr/>												
7- 9	0- 0	0- 2		CONFERENCE		3- 3		0- 2		4- 2		
3- 5	0- 0	0- 1		HOME		1- 2		0- 1		2- 1		
4- 4	0- 0	0- 1		AWAY		2- 1		0- 1		2- 1		
0- 0	0- 0	0- 0		NEUTRAL		0- 0		0- 0		0- 0		
<hr/>												
RPI S	Opponent	Score	RPI S	Opponent	Score	RPI S	Opponent	Score	RPI S	Opponent	Score	
8 N	UCLA	0 3	27 A	Hawaii	1 3	52 A	Cal Poly	0 3	126 N	Santa Clara	0 3	
17 A	San Diego	1 3	27 H	Hawaii	0 3	52 H	Cal Poly	1 3	128 A	Fresno St.	1 3	
			38 N	Washington St.	1 3	69 A	Long Beach St.	3 2	144 A	UC Davis	0 3	
			43 N	Marquette	2 3	69 H	Long Beach St.	3 2	144 H	UC Davis	1 3	
			44 A	Southern California	3 0	78 N	Colorado	0 3	151 A	CSUN	2 3	
						83 A	San Diego St.	3 2	151 H	CSUN	2 3	
						91 N	Northern Ariz.	2 3	160 A	CSU Bakersfield	3 1	
						94 H	Northeastern	3 1	175 H	California	1 3	
						97 A	UC Santa Barbara	3 0	187 H	North Texas	3 1	
						97 H	UC Santa Barbara	0 3	264 N	San Francisco	3 0	
									265 A	UC Riverside	3 1	
									265 H	UC Riverside	3 0	
									288 A	Cal St. Fullerton	3 0	
									288 H	Cal St. Fullerton	3 0	
<hr/>												
LAST 10 GAMES												
187 H	North Texas	3 1	52 H	Cal Poly	1 3							
97 A	UC Santa Barbara	3 0	151 A	CSUN	2 3							
144 A	UC Davis	0 3	69 A	Long Beach St.	3 2							
27 H	Hawaii	0 3	265 H	UC Riverside	3 0							
97 H	UC Santa Barbara	0 3	288 H	Cal St. Fullerton	3 0							

Non-Div. I Games:

UC Irvine

[illegible]

Non-Div. I Games:

Mississippi St.

Average RPI Win:	234	WON-LOST	WINNING	LAST 10	STRENGTH OF	OPP. STRENGTH	TEAM	ADJ	CONF.	ADJ CONF.	
Average RPI Loss:	146	RECORD	PCT. RANK	GAMES	SCHEDULE	OF SCHEDULE	RPI	RPI	RPI	RPI	
DIV. I ONLY	14- 10	.58333	121	6- 4	201	240	165	.50287	166	17	16
DIV. I NON-CONF.	5- 5	.5	167	0- 0	237	270	217	.46259	217	21	21
<hr/>											
TOTALS	RPI 1-25	RPI 26-50		W-L RECORDS		RPI 51-100		RPI 101-150		RPI 150+	
14- 10	0- 0	0- 0		OVERALL		0- 4		1- 1		13- 5	
11- 3	0- 0	0- 0		HOME		0- 2		1- 0		10- 1	
3- 5	0- 0	0- 0		AWAY		0- 1		0- 1		3- 3	
0- 2	0- 0	0- 0		NEUTRAL		0- 1		0- 0		0- 1	
<hr/>											
5- 5	0- 0	0- 0		NON-CONFERENCE		0- 2		0- 0		5- 3	
5- 2	0- 0	0- 0		HOME		0- 1		0- 0		5- 1	
0- 1	0- 0	0- 0		AWAY		0- 0		0- 0		0- 1	
0- 2	0- 0	0- 0		NEUTRAL		0- 1		0- 0		0- 1	
<hr/>											
9- 5	0- 0	0- 0		CONFERENCE		0- 2		1- 1		8- 2	
6- 1	0- 0	0- 0		HOME		0- 1		1- 0		5- 0	
3- 4	0- 0	0- 0		AWAY		0- 1		0- 1		3- 2	
0- 0	0- 0	0- 0		NEUTRAL		0- 0		0- 0		0- 0	
<hr/>											
RPI S	Opponent	Score	RPI S	Opponent	Score	RPI S	Opponent	Score	RPI S	Opponent	Score
						67 N	Indiana	0 3	101 A	Yale	1 3
						77 A	Princeton	0 3	101 H	Yale	3 2
						77 H	Princeton	0 3	177 N	Campbell	0 3
						100 H	SIUE	1 3	196 H	UMBC	0 3
									201 A	Cornell	1 3
									201 H	Cornell	3 2
									202 A	Harvard	0 3
									202 H	Harvard	3 1
									215 A	Penn	3 1
									215 H	Penn	3 2
									228 H	Bryant	3 1
									244 A	Dartmouth	3 1
									244 H	Dartmouth	3 0
									248 H	Providence	3 0
									260 A	Brown	3 0
									260 H	Brown	3 0
									264 A	San Francisco	0 3
									273 H	Fordham	3 0
									281 H	Hartford	3 0
									299 H	Manhattan	3 0
			LAST 10 GAMES								
			77 A	Princeton	0 3	260 A	Brown	3 0			
			215 A	Penn	3 1	201 A	Cornell	1 3			
			202 H	Harvard	3 1	244 A	Dartmouth	3 1			
			244 H	Dartmouth	3 0	202 A	Harvard	0 3			
			101 A	Yale	1 3	215 H	Penn	3 2			

Non-Div. I Games:

Columbia

Average RPI Win:		179	WON-LOST	WINNING	LAST 10	STRENGTH OF		OPP. STRENGTH	TEAM	ADJ	CONF.	ADJ CONF.
Average RPI Loss:		64	RECORD	PCT. RANK	GAMES	SCHEDULE		OF SCHEDULE	RPI	RPI	RPI	RPI
DIV. I ONLY		11- 18		.37931	230	3- 7		92	54	166	.50281	167
DIV. I NON-CONF.		5- 6		.45455	199	0- 0		120	83	152	.50651	151
TOTALS		RPI 1-25		RPI 26-50		W-L RECORDS		RPI 51-100		RPI 101-150		RPI 150+
11- 18	0- 6		0- 1	OVERALL		3- 9				2- 1		6- 1
7- 7	0- 3		0- 0	HOME		3- 3				1- 0		3- 1
2- 10	0- 3		0- 1	AWAY		0- 5				1- 1		1- 0
2- 1	0- 0		0- 0	NEUTRAL		0- 1				0- 0		2- 0
5- 6	0- 2		0- 1	NON-CONFERENCE		0- 2				1- 0		4- 1
2- 3	0- 1		0- 0	HOME		0- 1				0- 0		2- 1
1- 2	0- 1		0- 1	AWAY		0- 0				1- 0		0- 0
2- 1	0- 0		0- 0	NEUTRAL		0- 1				0- 0		2- 0
6- 12	0- 4		0- 0	CONFERENCE		3- 7				1- 1		2- 0
5- 4	0- 2		0- 0	HOME		3- 2				1- 0		1- 0
1- 8	0- 2		0- 0	AWAY		0- 5				0- 1		1- 0
0- 0	0- 0		0- 0	NEUTRAL		0- 0				0- 0		0- 0
RPI S	Opponent	Score	RPI S	Opponent	Score	RPI S	Opponent	Score	RPI S	Opponent	Score	RPI S
5 H	Stanford	0 3	48 A	Colorado St.	0 3	56 N	Illinois	0 3	126 A	Santa Clara	0 3	
7 A	BYU	0 3				65 A	Loyola Marymount	0 3	126 H	Santa Clara	3 0	
7 H	BYU	0 3				65 H	Loyola Marymount	1 3	142 A	Northern Colo.	3 1	
17 A	San Diego	0 3				80 A	Gonzaga	1 3	175 H	California	1 3	
17 H	San Diego	0 3				80 H	Gonzaga	3 1	178 N	Belmont	3 0	
24 A	Oregon	0 3				84 H	Nevada	1 3	203 N	North Dakota St.	3 1	
						85 A	Pacific	0 3	264 A	San Francisco	3 0	
						85 H	Pacific	3 1	264 H	San Francisco	3 0	
						89 A	Pepperdine	0 3	265 H	UC Riverside	3 1	
						89 H	Pepperdine	3 1	278 H	Middle Tenn.	3 1	
						98 A	Portland	1 3				
						98 H	Portland	1 3				
LAST 10 GAMES						17 H	San Diego	0 3				
						65 A	Loyola Marymount	0 3				
						89 A	Pepperdine	0 3				
						126 H	Santa Clara	3 0				
						264 H	San Francisco	3 0				

Non-Div. I Games:

St. Mary's (CA)

Average RPI Win:	214	WON-LOST	WINNING	LAST 10	STRENGTH OF	OPP. STRENGTH	TEAM	ADJ	CONF.	ADJ CONF.	
Average RPI Loss:	69	RECORD	PCT. RANK	GAMES	SCHEDULE	OF SCHEDULE	RPI	RPI	RPI	RPI	
DIV. I ONLY	13- 18	.41935	205	5- 5	114	87	169	.5012	168	10	9
DIV. I NON-CONF.	5- 6	.45455	199	0- 0	84	115	120	.52578	120	6	6
<hr/>											
TOTALS	RPI 1-25	RPI 26-50		W-L RECORDS	RPI 51-100		RPI 101-150		RPI 150+		
13- 18	0- 2	1- 5		OVERALL	0- 7		1- 2		11- 2		
7- 8	0- 1	0- 2		HOME	0- 3		1- 1		6- 1		
5- 6	0- 1	0- 2		AWAY	0- 2		0- 1		5- 0		
1- 4	0- 0	1- 1		NEUTRAL	0- 2		0- 0		0- 1		
<hr/>											
5- 6	0- 0	1- 1		NON-CONFERENCE	0- 3		1- 1		3- 1		
4- 1	0- 0	0- 0		HOME	0- 0		1- 1		3- 0		
0- 1	0- 0	0- 0		AWAY	0- 1		0- 0		0- 0		
1- 4	0- 0	1- 1		NEUTRAL	0- 2		0- 0		0- 1		
<hr/>											
8- 12	0- 2	0- 4		CONFERENCE	0- 4		0- 1		8- 1		
3- 7	0- 1	0- 2		HOME	0- 3		0- 0		3- 1		
5- 5	0- 1	0- 2		AWAY	0- 1		0- 1		5- 0		
0- 0	0- 0	0- 0		NEUTRAL	0- 0		0- 0		0- 0		
<hr/>											
RPI S	Opponent	Score	RPI S	Opponent	Score	RPI S	Opponent	Score	RPI S	Opponent	Score
9	H North Carolina	1 3	32	N Texas A&M	0 3	53	A Lipscomb	0 3	104	A Miami (FL)	0 3
18	A Florida St.	2 3	36	A Pittsburgh	0 3	54	N Alabama	2 3	117	H Radford	3 1
			36	H Pittsburgh	1 3	62	A Duke	1 3	134	H Ohio	2 3
			47	N Temple	3 2	62	H Duke	0 3	156	H Louisville	1 3
			49	A Georgia Tech	0 3	64	H North Carolina St.	0 3	159	N Northwestern	0 3
			49	H Georgia Tech	1 3	68	H Notre Dame	0 3	196	H UMBC	3 0
						95	N Ole Miss	2 3	223	A Syracuse	3 1
									226	A Clemson	3 1
									226	H Clemson	3 0
									234	A Wake Forest	3 0
									234	H Wake Forest	3 0
									236	A Boston College	3 0
									238	A Virginia	3 2
									238	H Virginia	3 0
									270	H Siena	3 0
									298	H Appalachian St.	3 2
<hr/>											
			LAST 10 GAMES								
			238	A Virginia	3 2	62	H Duke	0 3			
			36	A Pittsburgh	0 3	226	A Clemson	3 1			
			223	A Syracuse	3 1	49	A Georgia Tech	0 3			
			236	A Boston College	3 0	64	H North Carolina St.	0 3			
			234	H Wake Forest	3 0	9	H North Carolina	1 3			

Non-Div. I Games:

Virginia Tech

Average RPI Win: 248		WON-LOST RECORD		WINNING PCT. RANK		LAST 10 GAMES		STRENGTH OF SCHEDULE		OPP. STRENGTH OF SCHEDULE		TEAM RPI		ADJ RPI		CONF. RPI		ADJ CONF. RPI		
DIV. I ONLY		20- 11		.64516 83		7- 3		268		223		168		.5009 169		28		28		
DIV. I NON-CONF.		7- 6		.53846 155		0- 0		206		135		168		.49485 167		25		25		
TOTALS		RPI 1-25		RPI 26-50		W-L RECORDS		RPI 51-100		RPI 101-150		RPI 150+								
20- 11		0- 0		0- 1		OVERALL		0- 4		2- 3		18- 3								
11- 1		0- 0		0- 1		HOME		0- 0		1- 0		10- 0								
4- 7		0- 0		0- 0		AWAY		0- 3		0- 1		4- 3								
5- 3		0- 0		0- 0		NEUTRAL		0- 1		1- 2		4- 0								
7- 6		0- 0		0- 1		NON-CONFERENCE		0- 3		1- 1		6- 1								
3- 1		0- 0		0- 1		HOME		0- 0		0- 0		3- 0								
0- 3		0- 0		0- 0		AWAY		0- 2		0- 0		0- 1								
4- 2		0- 0		0- 0		NEUTRAL		0- 1		1- 1		3- 0								
13- 5		0- 0		0- 0		CONFERENCE		0- 1		1- 2		12- 2								
8- 0		0- 0		0- 0		HOME		0- 0		1- 0		7- 0								
4- 4		0- 0		0- 0		AWAY		0- 1		0- 1		4- 2								
1- 1		0- 0		0- 0		NEUTRAL		0- 0		0- 1		1- 0								
RPI	S	Opponent		Score		RPI	S	Opponent		Score		RPI	S	Opponent		Score				
						39	H	Baylor	1	3			115	N	Kennesaw St.	3	1			
													74	A	Green Bay	0	3			
													122	N	UTRGV	0	3			
													136	A	Sam Houston St.	1	3			
													136	H	Sam Houston St.	3	0			
													136	N	Sam Houston St.	0	3			
													152	A	Texas Tech	1	3			
													187	H	North Texas	3	0			
													206	A	Houston Baptist	3	0			
													208	H	Little Rock	3	0			
													211	A	Central Ark.	0	3			
													211	H	Central Ark.	3	0			
													221	N	Oral Roberts	3	2			
													243	A	Abilene Christian	2	3			
													246	A	Incarnate Word	3	1			
													246	H	Incarnate Word	3	0			
													247	A	Northwestern St.	3	0			
													247	H	Northwestern St.	3	0			
													268	A	Lamar University	3	0			
													284	H	McNeese	3	0			
													286	H	La.-Monroe	3	1			
													297	N	South Dakota St.	3	0			
													300	H	Southeastern La.	3	0			
													300	N	Southeastern La.	3	0			
													310	N	Eastern Ill.	3	1			
													316	H	Nicholls St.	3	1			
													324	H	New Orleans	3	1			
LAST 10 GAMES																				
						136	N	Sam Houston St.	0	3	324	H	New Orleans	3	1	300	N	Southeastern La.	3	0
						300	N	Southeastern La.	3	0	136	A	Sam Houston St.	1	3	310	N	Eastern Ill.	3	1
						211	A	Central Ark.	0	3	206	A	Houston Baptist	3	0	316	H	Nicholls St.	3	1
						247	A	Northwestern St.	3	0	268	A	Lamar University	3	0	324	H	New Orleans	3	1
						300	H	Southeastern La.	3	0	247	H	Northwestern St.	3	0					

Non-Div. I Games:

SFA

Average RPI Win:	255	WON-LOST RECORD	WINNING PCT. RANK	LAST 10 GAMES	STRENGTH OF SCHEDULE	OPP. STRENGTH OF SCHEDULE	TEAM RPI	ADJ RPI	CONF. RPI	ADJ CONF. RPI										
Average RPI Loss:	136																			
DIV. I ONLY	16- 13	.55172	137	6- 4	178	251	170	.49959	170	24	24									
DIV. I NON-CONF.	5- 7	.41667	211	0- 0	202	182	216	.46279	216	27	27									
<hr/>																				
TOTALS	RPI 1-25	RPI 26-50		W-L RECORDS	RPI 51-100		RPI 101-150		RPI 150+											
16- 13	0- 1	0- 1		OVERALL	0- 1		1- 6		15- 4											
8- 4	0- 0	0- 0		HOME	0- 1		1- 2		7- 1											
5- 6	0- 0	0- 0		AWAY	0- 0		0- 4		5- 2											
3- 3	0- 1	0- 1		NEUTRAL	0- 0		0- 0		3- 1											
<hr/>																				
5- 7	0- 1	0- 1		NON-CONFERENCE	0- 1		0- 2		5- 2											
2- 1	0- 0	0- 0		HOME	0- 1		0- 0		2- 0											
0- 3	0- 0	0- 0		AWAY	0- 0		0- 2		0- 1											
3- 3	0- 1	0- 1		NEUTRAL	0- 0		0- 0		3- 1											
<hr/>																				
11- 6	0- 0	0- 0		CONFERENCE	0- 0		1- 4		10- 2											
6- 3	0- 0	0- 0		HOME	0- 0		1- 2		5- 1											
5- 3	0- 0	0- 0		AWAY	0- 0		0- 2		5- 1											
0- 0	0- 0	0- 0		NEUTRAL	0- 0		0- 0		0- 0											
<hr/>																				
RPI S	Opponent	Score	RPI S	Opponent	Score	RPI S	Opponent	Score	RPI S	Opponent	Score									
11 N	Missouri	0 3	36 N	Pittsburgh	0 3	99 H	ETSU	0 3	103 A	High Point	1 3									
									103 H	High Point	2 3									
									103 H	High Point	3 0									
									115 A	Kennesaw St.	1 3									
									117 A	Radford	2 3									
									117 H	Radford	1 3									
									147 A	VCU	1 3									
									177 A	Campbell	0 3									
									177 H	Campbell	3 0									
									217 N	Furman	3 1									
									222 H	USC Upstate	3 0									
									222 N	USC Upstate	2 3									
									239 A	Davidson	1 3									
									242 A	Winthrop	3 1									
									242 H	Winthrop	3 2									
									257 A	UNC Asheville	3 2									
									257 H	UNC Asheville	3 0									
									278 N	Middle Tenn.	3 0									
									282 A	Charleston So.	3 2									
									282 H	Charleston So.	2 3									
									287 A	Gardner-Webb	3 2									
												LAST 10 GAMES						287 H	Gardner-Webb	3 0
																		301 A	Presbyterian	3 2
																		301 H	Presbyterian	3 0
																		311 H	Hampton	3 0
																		313 N	Morgan St.	3 0

Non-Div. I Games:

Liberty

Average RPI Win: 219		WON-LOST	WINNING	LAST 10	STRENGTH OF		OPP. STRENGTH	TEAM	ADJ	CONF.	ADJ CONF.
Average RPI Loss: 90		RECORD	PCT. RANK	GAMES	SCHEDULE		OF SCHEDULE	RPI	RPI	RPI	RPI
DIV. I ONLY		15- 17	.46875	188	4- 6		156	123	172	.49821	171
DIV. I NON-CONF.		8- 4	.66667	82	0- 0		293	274	197	.47511	196
TOTALS		RPI 1-25	RPI 26-50		W-L RECORDS		RPI 51-100		RPI 101-150		RPI 150+
15- 17	0- 2	0- 5		OVERALL		3- 3		1- 4		11- 3	
9- 7	0- 1	0- 2		HOME		2- 1		1- 1		6- 2	
3- 9	0- 1	0- 2		AWAY		1- 2		0- 3		2- 1	
3- 1	0- 0	0- 1		NEUTRAL		0- 0		0- 0		3- 0	
8- 4	0- 0	0- 1		NON-CONFERENCE		0- 0		0- 1		8- 2	
4- 2	0- 0	0- 0		HOME		0- 0		0- 0		4- 2	
1- 1	0- 0	0- 0		AWAY		0- 0		0- 1		1- 0	
3- 1	0- 0	0- 1		NEUTRAL		0- 0		0- 0		3- 0	
7- 13	0- 2	0- 4		CONFERENCE		3- 3		1- 3		3- 1	
5- 5	0- 1	0- 2		HOME		2- 1		1- 1		2- 0	
2- 8	0- 1	0- 2		AWAY		1- 2		0- 2		1- 1	
0- 0	0- 0	0- 0		NEUTRAL		0- 0		0- 0		0- 0	
RPI S	Opponent	Score	RPI S	Opponent	Score	RPI S	Opponent	Score	RPI S	Opponent	Score
25 A	SMU	0 3	40 A	Cincinnati	0 3	61 A	UCF	0 3	113 A	South Fla.	1 3
25 H	SMU	0 3	40 H	Cincinnati	1 3	61 H	UCF	1 3	113 H	South Fla.	3 2
			42 N	Miami (OH)	0 3	75 A	Tulsa	3 2	116 A	Auburn	0 3
			47 A	Temple	2 3	75 H	Tulsa	3 1	125 A	UConn	0 3
			47 H	Temple	2 3	90 A	Tulane	0 3	125 H	UConn	0 3
						90 H	Tulane	3 2	178 H	Belmont	1 3
									192 A	East Carolina	2 3
									192 H	East Carolina	3 0
									211 H	Central Ark.	1 3
									224 N	Jacksonville	3 0
									245 A	Houston	3 2
									245 H	Houston	3 0
									255 H	Louisiana Tech	3 1
									262 N	UT Martin	3 0
									277 A	UAB	3 0
									285 N	Louisiana	3 0
									310 H	Eastern Ill.	3 0
									312 H	Chicago St.	3 0
									326 H	Jackson St.	3 0
			LAST 10 GAMES								
			192 H	East Carolina	3 0	90 A	Tulane	0 3			
			40 H	Cincinnati	1 3	61 H	UCF	1 3			
			25 A	SMU	0 3	113 H	South Fla.	3 2			
			75 A	Tulsa	3 2	125 A	UConn	0 3			
			245 A	Houston	3 2	47 A	Temple	2 3			

Non-Div. I Games:

Memphis

Average RPI Win:	220	WON-LOST RECORD	WINNING PCT. RANK	LAST 10 GAMES	STRENGTH OF SCHEDULE	OPP. STRENGTH OF SCHEDULE	TEAM RPI	ADJ RPI	CONF. RPI	ADJ CONF. RPI		
Average RPI Loss:	95											
DIV. I ONLY		16- 15	.51613	164	4- 6	214	121	175	.49544	174	9	10
DIV. I NON-CONF.		9- 4	.69231	72	0- 0	290	238	180	.48638	180	8	8
<hr/>												
TOTALS	RPI 1-25	RPI 26-50		W-L RECORDS		RPI 51-100		RPI 101-150		RPI 150+		
16- 15	0- 2	1- 1		OVERALL		0- 5		3- 6		12- 1		
7- 5	0- 1	0- 1		HOME		0- 2		2- 1		5- 0		
6- 7	0- 1	1- 0		AWAY		0- 2		1- 3		4- 1		
3- 3	0- 0	0- 0		NEUTRAL		0- 1		0- 2		3- 0		
9- 4	0- 0	0- 0		NON-CONFERENCE		0- 1		0- 3		9- 0		
3- 0	0- 0	0- 0		HOME		0- 0		0- 0		3- 0		
3- 1	0- 0	0- 0		AWAY		0- 0		0- 1		3- 0		
3- 3	0- 0	0- 0		NEUTRAL		0- 1		0- 2		3- 0		
7- 11	0- 2	1- 1		CONFERENCE		0- 4		3- 3		3- 1		
4- 5	0- 1	0- 1		HOME		0- 2		2- 1		2- 0		
3- 6	0- 1	1- 0		AWAY		0- 2		1- 2		1- 1		
0- 0	0- 0	0- 0		NEUTRAL		0- 0		0- 0		0- 0		
<hr/>												
RPI S	Opponent	Score	RPI S	Opponent	Score	RPI S	Opponent	Score	RPI S	Opponent	Score	
12 A	Creighton	0 <div>3</div>	43 A	Marquette	3 2	59 A	Xavier	1 <div>3</div>	118 A	Fairfield	2 <div>3</div>	
12 H	Creighton	0 <div>3</div>	43 H	Marquette	2 <div>3</div>	59 H	Xavier	1 <div>3</div>	121 A	Butler	0 <div>3</div>	
						72 A	Villanova	1 <div>3</div>	121 H	Butler	1 <div>3</div>	
						72 H	Villanova	2 <div>3</div>	125 N	UConn	2 <div>3</div>	
						97 N	UC Santa Barbara	1 <div>3</div>	131 N	Albany (NY)	1 <div>3</div>	
									133 A	DePaul	3 1	
									133 H	DePaul	3 0	
									140 A	Seton Hall	0 <div>3</div>	
									140 H	Seton Hall	3 1	
									212 N	Rutgers	3 0	
									213 H	Binghamton	3 0	
									228 A	Bryant	3 0	
									235 A	Georgetown	3 1	
									235 H	Georgetown	3 2	
									248 A	Providence	1 <div>3</div>	
									248 H	Providence	3 0	
									260 N	Brown	3 0	
									261 H	La Salle	3 0	
									264 A	San Francisco	3 0	
									274 H	Niagara	3 1	
									315 A	Iona	3 0	
									328 N	Delaware St.	3 0	
<hr/>												
			LAST 10 GAMES									
			140 A	Seton Hall	0 <div>3</div>	12 H	Creighton	0 <div>3</div>				
			43 A	Marquette	3 2	248 H	Providence	3 0				
			133 A	DePaul	3 1	121 A	Butler	0 <div>3</div>				
			235 H	Georgetown	3 2	59 A	Xavier	1 <div>3</div>				
			72 H	Villanova	2 <div>3</div>	248 A	Providence	1 <div>3</div>				

Non-Div. I Games:

St. John's (NY)

Average RPI Win:		157	WON-LOST RECORD		WINNING PCT. RANK		LAST 10 GAMES		STRENGTH OF SCHEDULE		OPP. STRENGTH OF SCHEDULE		TEAM RPI		ADJ RPI		CONF. RPI		ADJ CONF. RPI	
DIV. I ONLY			9- 21		.3 265		1- 9		89		27		180		.4938 175		3		3	
DIV. I NON-CONF.			6- 4		.6 115		0- 0		265		126		178		.48682 178		2		2	
TOTALS		RPI 1-25		RPI 26-50		W-L RECORDS		RPI 51-100		RPI 101-150		RPI 150+								
9- 21		1- 8		1- 5		OVERALL		2- 3		0- 5		5- 0								
6- 9		1- 3		1- 2		HOME		1- 0		0- 4		3- 0								
2- 12		0- 5		0- 3		AWAY		0- 3		0- 1		2- 0								
1- 0		0- 0		0- 0		NEUTRAL		1- 0		0- 0		0- 0								
6- 4		0- 0		0- 0		NON-CONFERENCE		1- 2		0- 2		5- 0								
3- 2		0- 0		0- 0		HOME		0- 0		0- 2		3- 0								
2- 2		0- 0		0- 0		AWAY		0- 2		0- 0		2- 0								
1- 0		0- 0		0- 0		NEUTRAL		1- 0		0- 0		0- 0								
3- 17		1- 8		1- 5		CONFERENCE		1- 1		0- 3		0- 0								
3- 7		1- 3		1- 2		HOME		1- 0		0- 2		0- 0								
0- 10		0- 5		0- 3		AWAY		0- 1		0- 1		0- 0								
0- 0		0- 0		0- 0		NEUTRAL		0- 0		0- 0		0- 0								
RPI	S	Opponent		Score		RPI	S	Opponent		Score		RPI	S	Opponent		Score				
5	A	Stanford		0 3		31	A	Utah		0 3		69	A	Long Beach St.		1 3				
5	H	Stanford		1 3		31	H	Utah		0 3		78	A	Colorado		0 3				
6	A	Washington		1 3		38	A	Washington St.		0 3		78	H	Colorado		3 1				
6	H	Washington		0 3		38	H	Washington St.		3 0		85	A	Pacific		0 3				
8	A	UCLA		1 3		44	A	Southern California		0 3		94	N	Northeastern		3 2				
8	H	UCLA		0 3		44	H	Southern California		0 3										
23	A	Arizona		1 3																
23	H	Arizona		3 2																
24	A	Oregon		0 3																

Non-Div. I Games:

California

Average RPI Win:		252	WON-LOST RECORD		WINNING PCT. RANK		LAST 10 GAMES		STRENGTH OF SCHEDULE		OPP. STRENGTH OF SCHEDULE		TEAM RPI		ADJ RPI		CONF. RPI		ADJ CONF. RPI				
Average RPI Loss:		107																					
DIV. I ONLY			18- 12		.6 107		4- 6		265		195		176		.49307 176		19		19				
DIV. I NON-CONF.			10- 5		.66667 82		0- 0		315		189		209		.46812 208		20		20				
TOTALS		RPI 1-25		RPI 26-50		W-L RECORDS		RPI 51-100		RPI 101-150		RPI 150+											
18- 12		0- 1		0- 2		OVERALL		0- 4		2- 3		16- 2											
10- 2		0- 0		0- 1		HOME		0- 1		2- 0		8- 0											
6- 5		0- 0		0- 1		AWAY		0- 2		0- 1		6- 1											
2- 5		0- 1		0- 0		NEUTRAL		0- 1		0- 2		2- 1											
10- 5		0- 1		0- 0		NON-CONFERENCE		0- 2		0- 1		10- 1											
5- 0		0- 0		0- 0		HOME		0- 0		0- 0		5- 0											
3- 1		0- 0		0- 0		AWAY		0- 1		0- 0		3- 0											
2- 4		0- 1		0- 0		NEUTRAL		0- 1		0- 1		2- 1											
8- 7		0- 0		0- 2		CONFERENCE		0- 2		2- 2		6- 1											
5- 2		0- 0		0- 1		HOME		0- 1		2- 0		3- 0											
3- 4		0- 0		0- 1		AWAY		0- 1		0- 1		3- 1											
0- 1		0- 0		0- 0		NEUTRAL		0- 0		0- 1		0- 0											
RPI	S	Opponent		Score		RPI	S	Opponent		Score		RPI	S	Opponent		Score							
11	N	Missouri		0 3		33	A	Dayton		1 3		71	N	Southern Ill.		0 3		104	N	Miami (FL)		1 3	
						33	H	Dayton		1 3								138	A	Rhode Island		0 3	
																		138	H	Rhode Island		3 0	
																		147	H	VCU		3 1	
																		147	N	VCU		1 3	
																		184	A	Valparaiso		3 1	
																		190	A	IUPUI		3 1	
																		216	A	Youngstown St.		3 2	
																		219	N	Central Mich.		0 3	
																		230	A	George Washington		3 2	
																		239	H	Davidson		3 2	
																		254	H	Robert Morris		3 0	
																		261	A	La Salle		3 2	
																		261	H	La Salle		3 0	
																		273	A	Fordham		3 1	
																		273	H	Fordham		3 0	
																		275	A	George Mason		2 3	
																		293	N	Southeast Mo. St.		3 2	
																		297	N	South Dakota St.		3 0	
																		307	H	Buffalo		3 0	
																		319	H	Bucknell		3 0	
																		321	H	Saint Francis (PA)		3 0	
																		329	H	Coppin St.		3 0	
						LAST 10 GAMES																	
						147	N	VCU		1 3		275	A	George Mason		2 3							
						261	H	La Salle		3 0		33	A	Dayton		1 3							
						81	H	Saint Louis		2 3		81	A	Saint Louis		1 3							
						33	H	Dayton		1 3		138	H	Rhode Island		3 0							
						230	A	George Washington		3 2		273	H	Fordham		3 0							

Non-Div. I Games:

Duquesne

Average RPI Win:	252	WON-LOST RECORD	WINNING PCT. RANK	LAST 10 GAMES	STRENGTH OF SCHEDULE	OPP. STRENGTH OF SCHEDULE	TEAM RPI	ADJ RPI	CONF. RPI	ADJ CONF. RPI	
Average RPI Loss:	137										
DIV. I ONLY		16- 16	.5 171	7- 3	153	272	178	.49282 177	24	24	
DIV. I NON-CONF.		5- 9	.35714 236	0- 0	138	234	215	.46281 215	27	27	
<hr/>											
TOTALS	RPI 1-25	RPI 26-50		W-L RECORDS	RPI 51-100		RPI 101-150		RPI 150+		
16- 16	0- 0	0- 0		OVERALL	0- 4		1- 6		15- 6		
7- 5	0- 0	0- 0		HOME	0- 0		0- 2		7- 3		
6- 6	0- 0	0- 0		AWAY	0- 2		1- 2		5- 2		
3- 5	0- 0	0- 0		NEUTRAL	0- 2		0- 2		3- 1		
5- 9	0- 0	0- 0		NON-CONFERENCE	0- 4		0- 2		5- 3		
2- 2	0- 0	0- 0		HOME	0- 0		0- 0		2- 2		
1- 3	0- 0	0- 0		AWAY	0- 2		0- 1		1- 0		
2- 4	0- 0	0- 0		NEUTRAL	0- 2		0- 1		2- 1		
11- 7	0- 0	0- 0		CONFERENCE	0- 0		1- 4		10- 3		
5- 3	0- 0	0- 0		HOME	0- 0		0- 2		5- 1		
5- 3	0- 0	0- 0		AWAY	0- 0		1- 1		4- 2		
1- 1	0- 0	0- 0		NEUTRAL	0- 0		0- 1		1- 0		
<hr/>											
RPI S	Opponent	Score	RPI S	Opponent	Score	RPI S	Opponent	Score	RPI S	Opponent	Score
						62 A	Duke	0 3	103 A	High Point	3 2
						64 A	North Carolina St.	1 3	103 H	High Point	2 3
						67 N	Indiana	2 3	104 A	UNCW	0 3
						77 N	Princeton	1 3	113 N	South Fla.	0 3
									117 A	Radford	1 3
									117 H	Radford	1 3
									117 N	Radford	1 3
									166 N	Columbia	3 0
									170 A	Liberty	0 3
									170 H	Liberty	3 0
									180 H	Navy	1 3
									183 N	Elon	2 3
									192 H	East Carolina	2 3
									194 N	Mercer	3 1
									242 A	Winthrop	3 0
									242 H	Winthrop	2 3
									257 A	UNC Asheville	3 1
									257 H	UNC Asheville	3 0
									264 A	San Francisco	3 2
									282 A	Charleston So.	2 3
									282 H	Charleston So.	3 2
									282 N	Charleston So.	3 1
									287 A	Gardner-Webb	3 0
									287 H	Gardner-Webb	3 1
									301 A	Presbyterian	3 0
									301 H	Presbyterian	3 0
									309 H	N.C. A&T	3 0
			LAST 10 GAMES								
			117 N	Radford	1 3	170 H	Liberty	3 0	287 A	Gardner-Webb	3 0
			282 N	Charleston So.	3 1	282 H	Charleston So.	3 2	287 H	Gardner-Webb	3 1
			287 H	Gardner-Webb	3 1	242 H	Winthrop	2 3	301 A	Presbyterian	3 0
			257 A	UNC Asheville	3 1	301 A	Presbyterian	3 0	301 H	Presbyterian	3 0
			117 A	Radford	1 3	103 A	High Point	3 2	309 H	N.C. A&T	3 0

Non-Div. I Games:

Campbell

RPI	S	Opponent	Score	
333	H	South Carolina St.	3	0

Campbell

C
a
m
p
b
e
l
l

C
a
m
p
b
e
l
l

Average RPI Win:		242	WON-LOST RECORD		WINNING PCT. RANK		LAST 10 GAMES		STRENGTH OF SCHEDULE		OPP. STRENGTH OF SCHEDULE		TEAM RPI		ADJ RPI		CONF. RPI		ADJ CONF. RPI	
Average RPI Loss:		149																		
DIV. I ONLY			16- 12		.57143 128		5- 5		221		245		174		.4922 178		26		26	
DIV. I NON-CONF.			6- 5		.54545 152		0- 1		146		104		140		.51649 140		26		26	
TOTALS		RPI 1-25		RPI 26-50		W-L RECORDS		RPI 51-100		RPI 101-150		RPI 150+								
16- 12		0- 2		0- 0		OVERALL		0- 4		1- 0		15- 6								
8- 3		0- 0		0- 0		HOME		0- 2		1- 0		7- 1								
6- 6		0- 2		0- 0		AWAY		0- 1		0- 0		6- 3								
2- 3		0- 0		0- 0		NEUTRAL		0- 1		0- 0		2- 2								
6- 5		0- 2		0- 0		NON-CONFERENCE		0- 2		0- 0		6- 1								
3- 0		0- 0		0- 0		HOME		0- 0		0- 0		3- 0								
1- 3		0- 2		0- 0		AWAY		0- 1		0- 0		1- 0								
2- 2		0- 0		0- 0		NEUTRAL		0- 1		0- 0		2- 1								
10- 7		0- 0		0- 0		CONFERENCE		0- 2		1- 0		9- 5								
5- 3		0- 0		0- 0		HOME		0- 2		1- 0		4- 1								
5- 3		0- 0		0- 0		AWAY		0- 0		0- 0		5- 3								
0- 1		0- 0		0- 0		NEUTRAL		0- 0		0- 0		0- 1								
RPI	S	Opponent		Score		RPI	S	Opponent		Score		RPI	S	Opponent		Score				
16	A	Western Ky.		0	3					53	A	Lipscomb	1	3	137	H	Austin Peay	3	2	
24	A	Oregon		0	3					56	N	Illinois	0	3	167	N	St. Mary's (CA)	0	3	
										93	H	Murray St.	2	3	171	A	Memphis	3	1	
										100	H	SIUE	0	3	188	A	Tennessee St.	2	3	
															188	H	Tennessee St.	3	0	
															194	H	Mercer	3	2	
															211	N	Central Ark.	3	2	
															229	H	William & Mary	3	0	
															240	A	Eastern Ky.	3	2	
															240	H	Eastern Ky.	3	2	
															240	N	Eastern Ky.	1	3	
															249	H	Georgia St.	3	0	
															262	A	UT Martin	3	1	
															267	A	Morehead St.	1	3	
															267	H	Morehead St.	3	0	
															289	A	Tennessee Tech	3	0	
															289	H	Tennessee Tech	3	1	
															291	A	Jacksonville St.	3	2	
															291	H	Jacksonville St.	1	3	
															293	A	Southeast Mo. St.	2	3	
															310	A	Eastern Ill.	3	1	
															312	N	Chicago St.	3	0	
LAST 10 GAMES																				
				240	N	Eastern Ky.	1	3				100	H	SIUE	0	3				
				267	H	Morehead St.	3	0				188	A	Tennessee St.	2	3				
				240	H	Eastern Ky.	3	2				93	H	Murray St.	2	3				
				289	A	Tennessee Tech	3	0				137	H	Austin Peay	3	2				
				291	A	Jacksonville St.	3	2				53	A	Lipscomb	1	3				

Non-Div. I Games:

Belmont

Average RPI Win:	234	WON-LOST RECORD	WINNING PCT. RANK	LAST 10 GAMES	STRENGTH OF SCHEDULE	OPP. STRENGTH OF SCHEDULE	TEAM RPI	ADJ RPI	CONF. RPI	ADJ CONF. RPI	
DIV. I ONLY	15- 14	.51724	161	6- 4	200	167	179	.49206	179	14	14
DIV. I NON-CONF.	5- 9	.35714	236	0- 0	204	168	229	.44814	227	16	16
<hr/>											
TOTALS	RPI 1-25	RPI 26-50		W-L RECORDS	RPI 51-100		RPI 101-150		RPI 150+		
15- 14	0- 1	0- 0		OVERALL	1- 6		1- 2		13- 5		
9- 6	0- 0	0- 0		HOME	1- 3		1- 1		7- 2		
3- 5	0- 1	0- 0		AWAY	0- 2		0- 1		3- 1		
3- 3	0- 0	0- 0		NEUTRAL	0- 1		0- 0		3- 2		
<hr/>											
5- 9	0- 0	0- 0		NON-CONFERENCE	0- 4		0- 1		5- 4		
2- 6	0- 0	0- 0		HOME	0- 3		0- 1		2- 2		
0- 1	0- 0	0- 0		AWAY	0- 1		0- 0		0- 0		
3- 2	0- 0	0- 0		NEUTRAL	0- 0		0- 0		3- 2		
<hr/>											
10- 5	0- 1	0- 0		CONFERENCE	1- 2		1- 1		8- 1		
7- 0	0- 0	0- 0		HOME	1- 0		1- 0		5- 0		
3- 4	0- 1	0- 0		AWAY	0- 1		0- 1		3- 1		
0- 1	0- 0	0- 0		NEUTRAL	0- 1		0- 0		0- 0		
<hr/>											
RPI S	Opponent	Score	RPI S	Opponent	Score	RPI S	Opponent	Score	RPI S	Opponent	Score
16 A	Western Ky.	1 3				58 H	FGCU	2 3	102 H	Southern Miss.	3 1
						61 A	UCF	1 3	111 A	Marshall	1 3
						63 A	UTSA	0 3	122 H	UTRGV	2 3
						63 N	UTSA	1 3	153 N	LSU	1 3
						66 H	Rice	3 2	158 H	North Florida	2 3
						90 H	Tulane	2 3	182 N	Seattle U	2 3
						94 H	Northeastern	1 3	185 H	Drake	0 3
									187 A	North Texas	3 2
									214 A	UTEP	1 3
									233 A	FIU	3 0
									233 H	FIU	3 0
									235 N	Georgetown	3 1
									243 H	Abilene Christian	3 1
									255 H	Louisiana Tech	3 0
									263 N	Western Caro.	3 1
									277 H	UAB	3 0
									278 H	Middle Tenn.	3 0
									279 H	Bethune-Cookman	3 0
									283 A	Charlotte	3 0
									283 H	Charlotte	3 0
									296 N	Stetson	3 0
<hr/>											
LAST 10 GAMES											
	63 N	UTSA	1 3		111 A	Marshall	1 3				
	283 H	Charlotte	3 0		233 H	FIU	3 0				
	277 H	UAB	3 0		102 H	Southern Miss.	3 1				
	214 A	UTEP	1 3		255 H	Louisiana Tech	3 0				
	63 A	UTSA	0 3		187 A	North Texas	3 2				

Non-Div. I Games:

Fla. Atlantic

Average RPI Win: 272		WON-LOST RECORD	WINNING PCT. RANK		LAST 10 GAMES	STRENGTH OF SCHEDULE	OPP. STRENGTH OF SCHEDULE	TEAM RPI	ADJ RPI		CONF. RPI	ADJ CONF. RPI
Average RPI Loss: 142												
DIV. I ONLY		20- 9	.68966	66	6- 4	292	295	177	.4903	180	27	27
DIV. I NON-CONF.		10- 2	.83333	25	0- 0	294	316	148	.50629	152	28	28
<hr/>												
TOTALS		RPI 1-25		RPI 26-50		W-L RECORDS		RPI 51-100		RPI 101-150		RPI 150+
20- 9		0- 0		0- 0		OVERALL		0- 4		2- 1		18- 4
7- 4		0- 0		0- 0		HOME		0- 2		2- 0		5- 2
8- 4		0- 0		0- 0		AWAY		0- 2		0- 1		8- 1
5- 1		0- 0		0- 0		NEUTRAL		0- 0		0- 0		5- 1
10- 2		0- 0		0- 0		NON-CONFERENCE		0- 1		1- 0		9- 1
2- 1		0- 0		0- 0		HOME		0- 1		1- 0		1- 0
3- 0		0- 0		0- 0		AWAY		0- 0		0- 0		3- 0
5- 1		0- 0		0- 0		NEUTRAL		0- 0		0- 0		5- 1
10- 7		0- 0		0- 0		CONFERENCE		0- 3		1- 1		9- 3
5- 3		0- 0		0- 0		HOME		0- 1		1- 0		4- 2
5- 4		0- 0		0- 0		AWAY		0- 2		0- 1		5- 1
0- 0		0- 0		0- 0		NEUTRAL		0- 0		0- 0		0- 0
RPI	S	Opponent	Score	RPI	S	Opponent	Score	RPI	S	Opponent	Score	
								87	H	Delaware	0	3
								88	A	American	0	3
								88	A	American	1	3
								88	H	American	0	3
	</											

Non-Div. I Games:

Navy

Average RPI Win:	218	WON-LOST RECORD	WINNING PCT. RANK	LAST 10 GAMES	STRENGTH OF SCHEDULE	OPP. STRENGTH OF SCHEDULE	TEAM RPI	ADJ RPI	CONF. RPI	ADJ CONF. RPI					
DIV. I ONLY		16- 14	.53333	147	4- 6	235	146	182	.48898	181	11	12			
DIV. I NON-CONF.		12- 2	.85714	12	0- 0	289	224	118	.52988	119	13	13			
<hr/>															
TOTALS	RPI 1-25	RPI 26-50		W-L RECORDS		RPI 51-100		RPI 101-150		RPI 150+					
16- 14	0- 0	0- 2		OVERALL		0- 3		5- 5		11- 4					
4- 8	0- 0	0- 1		HOME		0- 2		3- 2		1- 3					
7- 6	0- 0	0- 1		AWAY		0- 1		1- 3		6- 1					
5- 0	0- 0	0- 0		NEUTRAL		0- 0		1- 0		4- 0					
<hr/>															
12- 2	0- 0	0- 0		NON-CONFERENCE		0- 1		3- 1		9- 0					
2- 2	0- 0	0- 0		HOME		0- 1		1- 1		1- 0					
5- 0	0- 0	0- 0		AWAY		0- 0		1- 0		4- 0					
5- 0	0- 0	0- 0		NEUTRAL		0- 0		1- 0		4- 0					
<hr/>															
4- 12	0- 0	0- 2		CONFERENCE		0- 2		2- 4		2- 4					
2- 6	0- 0	0- 1		HOME		0- 1		2- 1		0- 3					
2- 6	0- 0	0- 1		AWAY		0- 1		0- 3		2- 1					
0- 0	0- 0	0- 0		NEUTRAL		0- 0		0- 0		0- 0					
<hr/>															
RPI	S	Opponent	Score	RPI	S	Opponent	Score	RPI	S	Opponent	Score				
				41	A	Cleveland St.	0 3	74	A	Green Bay	0 3	107	A	Northern Ky.	0 3
				41	H	Cleveland St.	1 3	74	H	Green Bay	1 3	107	H	Northern Ky.	2 3
								100	H	SIUE	1 3	113	H	South Fla.	3 2
												119	A	Oakland	2 3
												119	H	Oakland	3 2
												120	H	Bowling Green	0 3
												131	N	Albany (NY)	3 1
												133	A	DePaul	3 2
												148	A	Milwaukee	0 3
												148	H	Milwaukee	3 1
												162	A	Loyola Chicago	3 1
												184	A	Valparaiso	0 3
												184	H	Valparaiso	2 3
												197	A	Wright St.	3 1
												197	H	Wright St.	1 3
												216	A	Youngstown St.	3 0
												216	H	Youngstown St.	2 3
												224	A	Jacksonville	3 0
												255	N	Louisiana Tech	3 2
												280	H	UMass Lowell	3 0
												283	N	Charlotte	3 1
												293	A	Southeast Mo. St.	3 1
												301	N	Presbyterian	3 1
												312	A	Chicago St.	3 0
												324	N	New Orleans	3 0
<hr/>															
LAST 10 GAMES				LAST 10 GAMES											
				107	H	Northern Ky.	2 3	148	H	Milwaukee	3 1	301	N	Presbyterian	3 1
				216	H	Youngstown St.	2 3	119	H	Oakland	3 2	312	A	Chicago St.	3 0
				197	A	Wright St.	3 1	41	H	Cleveland St.	1 3	324	N	New Orleans	3 0
				184	A	Valparaiso	0 3	107	A	Northern Ky.	0 3				
				74	A	Green Bay	0 3	216	A	Youngstown St.	3 0				

Non-Div. I Games:

Ill.-Chicago

Average RPI Win:		196	WON-LOST RECORD		WINNING PCT. RANK		LAST 10 GAMES		STRENGTH OF SCHEDULE		OPP. STRENGTH OF SCHEDULE		TEAM RPI		ADJ RPI		CONF. RPI		ADJ CONF. RPI				
DIV. I ONLY			13- 15		.46429 194		4- 6		185		113		183		.48838 182		20		20				
DIV. I NON-CONF.			7- 6		.53846 155		0- 0		113		36		109		.53636 111		14		14				
TOTALS		RPI 1-25		RPI 26-50				W-L RECORDS				RPI 51-100				RPI 101-150				RPI 150+			
13- 15		0- 2		0- 0				OVERALL				2- 4				3- 4				8- 5			
6- 5		0- 2		0- 0				HOME				1- 1				1- 1				4- 1			
3- 7		0- 0		0- 0				AWAY				0- 2				0- 3				3- 2			
4- 3		0- 0		0- 0				NEUTRAL				1- 1				2- 0				1- 2			
7- 6		0- 2		0- 0				NON-CONFERENCE				2- 2				2- 1				3- 1			
2- 2		0- 2		0- 0				HOME				1- 0				0- 0				1- 0			
1- 2		0- 0		0- 0				AWAY				0- 1				0- 1				1- 0			
4- 2		0- 0		0- 0				NEUTRAL				1- 1				2- 0				1- 1			
6- 9		0- 0		0- 0				CONFERENCE				0- 2				1- 3				5- 4			
4- 3		0- 0		0- 0				HOME				0- 1				1- 1				3- 1			
2- 5		0- 0		0- 0				AWAY				0- 1				0- 2				2- 2			
0- 1		0- 0		0- 0				NEUTRAL				0- 0				0- 0				0- 1			
RPI	S	Opponent		Score		RPI	S	Opponent		Score		RPI	S	Opponent		Score		RPI	S	Opponent		Score	
6	H	Washington		0	3							61	A	UCF		0	3	122	A	UTRGV		1	3
24	H	Oregon		1	3							72	H	Villanova		3	1	122	H	UTRGV		3	2
												77	N	Princeton		1	3	123	A	Oregon St.		0	3
												79	A	New Mexico St.		2	3	127	A	Utah Valley		1	3
												79	H	New Mexico St.		0	3	127	H	Utah Valley		0	3
												98	N	Portland		3	1	139	N	Utah St.		3	0
																		140	N	Seton Hall		3	0
																		153	N	LSU		1	3
																		160	A	CSU Bakersfield		2	3
																		160	H	CSU Bakersfield		0	3
																		160	N	CSU Bakersfield		2	3
																		173	A	UMKC		1	3
																		173	H	UMKC		3	0
																		179	N	Fla. Atlantic		3	2
																		204	H	Idaho		3	2
																		212	A	Rutgers		3	0
																		294	A	Grand Canyon		3	2
																		294	H	Grand Canyon		3	2
																		312	A	Chicago St.		3	2
																		312	H	Chicago St.		3	0
LAST 10 GAMES																							
						160	N	CSU Bakersfield		2	3	312	A	Chicago St.		3	2						
						294	H	Grand Canyon		3	2	79	H	New Mexico St.		0	3						
						160	H	CSU Bakersfield		0	3	122	H	UTRGV		3	2						
						127	H	Utah Valley		0	3	160	A	CSU Bakersfield		2	3						
						173	A	UMKC		1	3	294	A	Grand Canyon		3	2						

Non-Div. I Games:

Seattle U

Average RPI Win: 247		WON-LOST RECORD	WINNING PCT. RANK	LAST 10 GAMES	STRENGTH OF SCHEDULE	OPP. STRENGTH OF SCHEDULE	TEAM RPI	ADJ RPI	CONF. RPI	ADJ CONF. RPI	
Average RPI Loss: 99											
DIV. I ONLY		18- 15	.54545 142	3- 7	222	207	181	.48723 183	8	8	
DIV. I NON-CONF.		14- 3	.82353 29	1- 0	307	317	161	.49485 167	12	12	
<hr/>											
TOTALS		RPI 1-25	RPI 26-50		W-L RECORDS		RPI 51-100		RPI 101-150		RPI 150+
18- 15		0- 0	0- 2		OVERALL		2- 6		0- 6		16- 1
8- 7		0- 0	0- 1		HOME		1- 3		0- 3		7- 0
8- 7		0- 0	0- 1		AWAY		1- 3		0- 2		7- 1
2- 1		0- 0	0- 0		NEUTRAL		0- 0		0- 1		2- 0
14- 3		0- 0	0- 0		NON-CONFERENCE		0- 0		0- 2		14- 1
6- 1		0- 0	0- 0		HOME		0- 0		0- 1		6- 0
6- 1		0- 0	0- 0		AWAY		0- 0		0- 0		6- 1
2- 1		0- 0	0- 0		NEUTRAL		0- 0		0- 1		2- 0
4- 12		0- 0	0- 2		CONFERENCE		2- 6		0- 4		2- 0
2- 6		0- 0	0- 1		HOME		1- 3		0- 2		1- 0
2- 6		0- 0	0- 1		AWAY		1- 3		0- 2		1- 0
0- 0		0- 0	0- 0		NEUTRAL		0- 0		0- 0		0- 0
RPI S	Opponent	Score	RPI S	Opponent	Score	RPI S	Opponent	Score	RPI S	Opponent	Score
			50 A James Madison	1	3	57 A Hofstra	0	3	103 H High Point	1	3
			50 H James Madison	1	3	57 H Hofstra	2	3	104 A UNCW	0	3
						73 A Towson	2	3	104 H UNCW	2	3
						73 H Towson	1	3	106 A Col. of Charleston	0	3
						87 A Delaware	3	2	106 H Col. of Charleston	1	3
						87 H Delaware	1	3	137 N Austin Peay	1	3
						94 A Northeastern	2	3	157 A UNCG	3	2
						94 H Northeastern	3	2	177 N Campbell	3	2
									207 H Wofford	3	2
									216 H Youngstown St.	3	1
									229 A William & Mary	3	0
									229 H William & Mary	3	0
									239 A Davidson	3	1
									282 A Charleston So.	3	0
									283 A Charlotte	1	3
									287 H Gardner-Webb	3	1
									302 A The Citadel	3	0
									309 A N.C. A&T	3	0
									320 H Norfolk St.	3	0
									322 A N.C. Central	3	0
									322 H N.C. Central	3	0
									328 H Delaware St.	3	0
									330 N Savannah St.	3	0
LAST 10 GAMES											
			94 H Northeastern	3	2	87 H Delaware	1	3			
			57 H Hofstra	2	3	73 H Towson	1	3			
			104 A UNCW	0	3	229 A William & Mary	3	0			
			106 A Col. of Charleston	0	3	50 A James Madison	1	3			
			322 H N.C. Central	3	0	106 H Col. of Charleston	1	3			

Non-Div. I Games:

Elon

Average RPI Win:	212	WON-LOST	WINNING	LAST 10	STRENGTH OF	OPP. STRENGTH	TEAM	ADJ	CONF.	ADJ CONF.	
Average RPI Loss:	121	RECORD	PCT. RANK	GAMES	SCHEDULE	OF SCHEDULE	RPI	RPI	RPI	RPI	
DIV. I ONLY	15- 19	.44118	196	5- 5	159	153	184	.48665	184	11	12
DIV. I NON-CONF.	9- 8	.52941	165	1- 0	207	215	182	.48563	182	13	13
<hr/>											
TOTALS	RPI 1-25	RPI 26-50		W-L RECORDS	RPI 51-100		RPI 101-150		RPI 150+		
15- 19	0- 0	0- 3		OVERALL	0- 4		4- 6		11- 6		
5- 7	0- 0	0- 1		HOME	0- 1		1- 2		4- 3		
8- 7	0- 0	0- 1		AWAY	0- 1		2- 3		6- 2		
2- 5	0- 0	0- 1		NEUTRAL	0- 2		1- 1		1- 1		
<hr/>											
9- 8	0- 0	0- 1		NON-CONFERENCE	0- 2		2- 1		7- 4		
2- 2	0- 0	0- 0		HOME	0- 0		0- 0		2- 2		
5- 2	0- 0	0- 0		AWAY	0- 0		1- 1		4- 1		
2- 4	0- 0	0- 1		NEUTRAL	0- 2		1- 0		1- 1		
<hr/>											
6- 11	0- 0	0- 2		CONFERENCE	0- 2		2- 5		4- 2		
3- 5	0- 0	0- 1		HOME	0- 1		1- 2		2- 1		
3- 5	0- 0	0- 1		AWAY	0- 1		1- 2		2- 1		
0- 1	0- 0	0- 0		NEUTRAL	0- 0		0- 1		0- 0		
<hr/>											
RPI S	Opponent	Score	RPI S	Opponent	Score	RPI S	Opponent	Score	RPI S	Opponent	Score
			29 N	Ohio St.	0 3	57 N	Hofstra	2 3	107 A	Northern Ky.	0 3
			41 A	Cleveland St.	0 3	74 A	Green Bay	1 3	107 H	Northern Ky.	0 3
			41 H	Cleveland St.	1 3	74 H	Green Bay	2 3	107 N	Northern Ky.	2 3
						79 N	New Mexico St.	0 3	119 A	Oakland	3 0
									119 H	Oakland	3 1
									120 A	Bowling Green	0 3
									137 N	Austin Peay	3 1
									146 A	Army West Point	3 2
									148 A	Milwaukee	0 3
									148 H	Milwaukee	1 3
									157 N	UNCG	1 3
									160 N	CSU Bakersfield	3 1
									176 H	Duquesne	1 3
									181 A	Ill.-Chicago	3 2
									181 H	Ill.-Chicago	3 0
									197 A	Wright St.	2 3
									197 H	Wright St.	3 2
									210 A	Ball St.	1 3
									216 A	Youngstown St.	3 1
									216 H	Youngstown St.	2 3
									219 H	Central Mich.	1 3
									232 A	Fort Wayne	3 1
									272 A	Troy	3 1
									293 H	Southeast Mo. St.	3 0
									297 H	South Dakota St.	3 0
									312 A	Chicago St.	3 0
									318 A	Western Ill.	3 0
<hr/>											
LAST 10 GAMES											
			107 N	Northern Ky.	2 3	216 A	Youngstown St.	3 1	272 A	Troy	3 1
			148 A	Milwaukee	0 3	41 A	Cleveland St.	0 3	293 H	Southeast Mo. St.	3 0
			119 H	Oakland	3 1	232 A	Fort Wayne	3 1	297 H	South Dakota St.	3 0
			74 H	Green Bay	2 3	107 H	Northern Ky.	0 3	312 A	Chicago St.	3 0
			181 H	Ill.-Chicago	3 0	197 H	Wright St.	3 2	318 A	Western Ill.	3 0

Non-Div. I Games:

Valparaiso

Average RPI Win: 233		WON-LOST RECORD	WINNING PCT. RANK	LAST 10 GAMES	STRENGTH OF SCHEDULE	OPP. STRENGTH OF SCHEDULE	TEAM RPI	ADJ RPI	CONF. RPI	ADJ CONF. RPI	
Average RPI Loss: 114											
DIV. I ONLY		17- 15	.53125 154	5- 5	238	163	185	.48357 185	13	13	
DIV. I NON-CONF.		9- 5	.64286 96	0- 0	283	272	194	.47429 198	11	11	
<hr/>											
TOTALS		RPI 1-25	RPI 26-50		W-L RECORDS		RPI 51-100		RPI 101-150		RPI 150+
17- 15		0- 0	0- 6		OVERALL		1- 2		2- 1		14- 6
5- 5		0- 0	0- 3		HOME		0- 1		1- 0		4- 1
7- 6		0- 0	0- 3		AWAY		0- 1		1- 0		6- 2
5- 4		0- 0	0- 0		NEUTRAL		1- 0		0- 1		4- 3
9- 5		0- 0	0- 0		NON-CONFERENCE		1- 0		0- 1		8- 4
1- 0		0- 0	0- 0		HOME		0- 0		0- 0		1- 0
3- 1		0- 0	0- 0		AWAY		0- 0		0- 0		3- 1
5- 4		0- 0	0- 0		NEUTRAL		1- 0		0- 1		4- 3
8- 10		0- 0	0- 6		CONFERENCE		0- 2		2- 0		6- 2
4- 5		0- 0	0- 3		HOME		0- 1		1- 0		3- 1
4- 5		0- 0	0- 3		AWAY		0- 1		1- 0		3- 1
0- 0		0- 0	0- 0		NEUTRAL		0- 0		0- 0		0- 0
RPI S	Opponent	Score	RPI S	Opponent	Score	RPI S	Opponent	Score	RPI S	Opponent	Score
			35 A	Wichita St.	0 3	71 A	Southern Ill.	1 3	120 N	Bowling Green	1 3
			35 H	Wichita St.	0 3	71 H	Southern Ill.	1 3	130 A	Illinois St.	3 1
			45 A	UNI	0 3	94 N	Northeastern	3 1	130 H	Illinois St.	3 0
			45 H	UNI	0 3				158 N	North Florida	2 3
			46 A	Missouri St.	0 3				162 A	Loyola Chicago	0 3
			46 H	Missouri St.	2 3				162 H	Loyola Chicago	1 3
									173 N	UMKC	2 3
									179 A	Fla. Atlantic	3 0
									210 N	Ball St.	3 0
									218 N	Weber St.	1 3
									231 A	Indiana St.	3 1
									231 H	Indiana St.	3 0
									255 N	Louisiana Tech	3 0
									256 A	Evansville	3 2
									256 H	Evansville	3 1
									266 A	Omaha	3 1
									271 A	Bradley	3 1
									271 H	Bradley	3 1
									279 N	Bethune-Cookman	3 0
									293 N	Southeast Mo. St.	3 0
									297 H	South Dakota St.	3 2
									310 A	Eastern Ill.	3 1
									318 A	Western Ill.	2 3
			LAST 10 GAMES								
			130 A	Illinois St.	3 1	231 H	Indiana St.	3 0			
			231 A	Indiana St.	3 1	35 A	Wichita St.	0 3			
			162 H	Loyola Chicago	1 3	46 A	Missouri St.	0 3			
			271 H	Bradley	3 1	256 H	Evansville	3 1			
			45 A	UNI	0 3	71 H	Southern Ill.	1 3			

Non-Div. I Games:

Drake

Average RPI Win: 305		WON-LOST	WINNING	LAST 10	STRENGTH OF		OPP. STRENGTH	TEAM	ADJ	CONF.	ADJ CONF.	
Average RPI Loss: 130		RECORD	PCT. RANK	GAMES	SCHEDULE		OF SCHEDULE	RPI	RPI	RPI	RPI	
DIV. I ONLY		24-9	.72727	51	310		321	187	.48349	186	32	32
DIV. I NON-CONF.		3-9	.25	280	208		193	264	.41735	264	32	32
TOTALS		RPI 1-25	RPI 26-50		W-L RECORDS		RPI 51-100		RPI 101-150		RPI 150+	
24-9	0-3	0-0		OVERALL		0-2		0-0		24-4		
12-5	0-0	0-0		HOME		0-1		0-0		12-4		
8-2	0-2	0-0		AWAY		0-0		0-0		8-0		
4-2	0-1	0-0		NEUTRAL		0-1		0-0		4-0		
3-9	0-3	0-0		NON-CONFERENCE		0-2		0-0		3-4		
3-5	0-0	0-0		HOME		0-1		0-0		3-4		
0-2	0-2	0-0		AWAY		0-0		0-0		0-0		
0-2	0-1	0-0		NEUTRAL		0-1		0-0		0-0		
21-0	0-0	0-0		CONFERENCE		0-0		0-0		21-0		
9-0	0-0	0-0		HOME		0-0		0-0		9-0		
8-0	0-0	0-0		AWAY		0-0		0-0		8-0		
4-0	0-0	0-0		NEUTRAL		0-0		0-0		4-0		
RPI S	Opponent	Score		RPI S	Opponent	Score		RPI S	Opponent	Score		
13 A	Florida	0	3					188 H	Tennessee St.	2	3	
23 A	Arizona	0	3					209 H	UMES	0	3	
25 N	SMU	0	3					220 A	Texas Southern	3	1	
								220 H	Texas Southern	3	0	
								220 N	Texas Southern	3	1	
								272 H	Troy	1	3	
								277 H	UAB	0	3	
								295 A	Southern U.	3	0	
								295 H	Southern U.	3	0	
								305 A	Alabama A&M	3	0	
								305 H	Alabama A&M	3	1	
								305 N	Alabama A&M	3	0	
								306 A	Prairie View	3	0	
								306 H	Prairie View	3	0	
								309 H	N.C. A&T	3	2	
								312 H	Chicago St.	3	1	
								314 H	Ark.-Pine Bluff	3	0	
								314 N	Ark.-Pine Bluff	3	0	
								325 A	Grambling	3	0	
								325 H	Grambling	3	0	
								325 N	Grambling	3	0	
								326 A	Jackson St.	3	1	
								326 H	Jackson St.	3	0	
								330 H	Savannah St.	3	0	
								332 A	Alcorn	3	0	
								332 H	Alcorn	3	0	
								334 A	Mississippi Val.	3	0	
LAST 10 GAMES												
13 A	Florida	0	3	295 H	Southern U.	3	0	326 H	Jackson St.	3	0	
220 N	Texas Southern	3	1	305 A	Alabama A&M	3	0	330 H	Savannah St.	3	0	
305 N	Alabama A&M	3	0	220 H	Texas Southern	3	0	332 A	Alcorn	3	0	
325 N	Grambling	3	0	306 H	Prairie View	3	0	332 H	Alcorn	3	0	
332 H	Alcorn	3	0	334 A	Mississippi Val.	3	0	334 A	Mississippi Val.	3	0	

Non-Div. I Games:

Alabama St.

Alabama St.

Alabama State.

Alabama St.

Average RPI Win:	232	WON-LOST RECORD	WINNING PCT. RANK	LAST 10 GAMES	STRENGTH OF SCHEDULE	OPP. STRENGTH OF SCHEDULE	TEAM RPI	ADJ RPI	CONF. RPI	ADJ CONF. RPI
DIV. I ONLY		13- 19	.40625 212	2- 7	136	157	186	.48284 187	14	14
DIV. I NON-CONF.		6- 11	.35294 242	0- 2	142	117	208	.46744 209	16	16
<hr/>										
TOTALS	RPI 1-25	RPI 26-50		W-L RECORDS	RPI 51-100		RPI 101-150		RPI 150+	
13- 19	0- 1	0- 3		OVERALL	1- 4		0- 6		12- 5	
8- 7	0- 0	0- 2		HOME	1- 1		0- 3		7- 1	
3- 9	0- 1	0- 1		AWAY	0- 3		0- 2		3- 2	
2- 3	0- 0	0- 0		NEUTRAL	0- 0		0- 1		2- 2	
<hr/>										
6- 11	0- 0	0- 3		NON-CONFERENCE	1- 2		0- 2		5- 4	
4- 4	0- 0	0- 2		HOME	1- 1		0- 1		3- 0	
0- 5	0- 0	0- 1		AWAY	0- 1		0- 1		0- 2	
2- 2	0- 0	0- 0		NEUTRAL	0- 0		0- 0		2- 2	
<hr/>										
7- 8	0- 1	0- 0		CONFERENCE	0- 2		0- 4		7- 1	
4- 3	0- 0	0- 0		HOME	0- 0		0- 2		4- 1	
3- 4	0- 1	0- 0		AWAY	0- 2		0- 1		3- 0	
0- 1	0- 0	0- 0		NEUTRAL	0- 0		0- 1		0- 0	
<hr/>										
RPI S Opponent	Score	RPI S Opponent	Score	RPI S Opponent	Score	RPI S Opponent	Score			
16 A Western Ky.	0 3	29 H Ohio St.	0 3	63 A UTSA	2 3	102 A Southern Miss.	1 3			
		32 H Texas A&M	1 3	66 A Rice	1 3	102 H Southern Miss.	1 3			
		39 A Baylor	1 3	69 A Long Beach St.	1 3	102 N Southern Miss.	1 3			
				82 H Texas St.	1 3	104 H UNCW	1 3			
				84 H Nevada	3 2	111 H Marshall	2 3			
						127 A Utah Valley	2 3			
						163 H UT Arlington	3 2			
						164 A UC Irvine	1 3			
						169 A SFA	0 3			
						179 H Fla. Atlantic	2 3			
						195 N San Jose St.	1 3			
						208 N Little Rock	3 1			
						214 H UTEP	3 0			
						231 H Indiana St.	3 0			
						233 H FIU	3 0			
						246 N Incarnate Word	3 0			
						255 A Louisiana Tech	3 0			
						255 H Louisiana Tech	3 1			
						277 A UAB	3 1			
						278 A Middle Tenn.	3 0			
						283 H Charlotte	3 0			
						285 H Louisiana	3 0			
						292 N Southern Utah	0 3			
<hr/>										
LAST 10 GAMES										
102 N Southern Miss.				1 3	255 H Louisiana Tech				3 1	
164 A UC Irvine				1 3	111 H Marshall				2 3	
69 A Long Beach St.				1 3	102 A Southern Miss.				1 3	
278 A Middle Tenn.				3 0	66 A Rice				1 3	
16 A Western Ky.				0 3	283 H Charlotte				3 0	

Non-Div. I Games:

North Texas

Average RPI Win:		268	WON-LOST RECORD		WINNING PCT. RANK		LAST 10 GAMES		STRENGTH OF SCHEDULE		OPP. STRENGTH OF SCHEDULE		TEAM RPI		ADJ RPI		CONF. RPI		ADJ CONF. RPI	
Average RPI Loss:		140	17- 16		.51515 168		5- 5		204		261		188		.48161 188		26		26	
DIV. I ONLY			9- 7		.5625 144		0- 0		163		213		147		.50932 147		26		26	
DIV. I NON-CONF.																				
TOTALS		RPI 1-25		RPI 26-50		W-L RECORDS		RPI 51-100		RPI 101-150		RPI 150+								
17- 16		0- 2		0- 1		OVERALL		0- 4		1- 3		16- 6								
7- 4		0- 0		0- 0		HOME		0- 2		0- 1		7- 1								
6- 7		0- 1		0- 0		AWAY		0- 1		1- 1		5- 4								
4- 5		0- 1		0- 1		NEUTRAL		0- 1		0- 1		4- 1								
9- 7		0- 2		0- 1		NON-CONFERENCE		0- 2		1- 1		8- 1								
2- 1		0- 0		0- 0		HOME		0- 1		0- 0		2- 0								
3- 2		0- 1		0- 0		AWAY		0- 0		1- 1		2- 0								
4- 4		0- 1		0- 1		NEUTRAL		0- 1		0- 0		4- 1								
8- 9		0- 0		0- 0		CONFERENCE		0- 2		0- 2		8- 5								
5- 3		0- 0		0- 0		HOME		0- 1		0- 1		5- 1								
3- 5		0- 0		0- 0		AWAY		0- 1		0- 0		3- 4								
0- 1		0- 0		0- 0		NEUTRAL		0- 0		0- 1		0- 0								
RPI	S	Opponent		Score		RPI	S	Opponent		Score		RPI	S	Opponent		Score				
14	N	Michigan		0	3	49	N	Georgia Tech		0	3	66	H	Rice		1	3			
19	A	Kansas St.		0	3							93	H	Murray St.		0	3			
												95	N	Ole Miss		0	3			
												100	A	SIUE		0	3			
												121	A	Butler		0	3			
												137	H	Austin Peay		0	3			
												137	N	Austin Peay		1	3			
												150	A	Chattanooga		3	1			
												178	A	Belmont		0	3			
												178	H	Belmont		3	2			
												186	A	Alabama St.		3	2			
												197	N	Wright St.		1	3			
												220	N	Texas Southern		3	0			
												240	A	Eastern Ky.		0	3			
												240	H	Eastern Ky.		1	3			
												262	A	UT Martin		2	3			
												267	A	Morehead St.		3	2			
												267	H	Morehead St.		4	1			
												278	H	Middle Tenn.		3	1			
												289	A	Tennessee Tech		3	0			
												289	H	Tennessee Tech		3	2			
												291	A	Jacksonville St.		3	1			
												291	H	Jacksonville St.		3	2			
												293	A	Southeast Mo. St.		1	3			
												298	N	Appalachian St.		3	1			
												305	A	Alabama A&M		3	0			
												305	H	Alabama A&M		3	0			
												305	N	Alabama A&M		3	0			
												310	H	Eastern Ill.		3	0			
												326	N	Jackson St.		3	1			
LAST 10 GAMES																				
					137	N	Austin Peay		1	3	310	H	Eastern Ill.		3	0				
					240	H	Eastern Ky.		1	3	178	H	Belmont		3	2				
					267	H	Morehead St.		4	1	137	H	Austin Peay		0	3				
					291	A	Jacksonville St.		3	1	93	H	Murray St.		0	3				
					289	A	Tennessee Tech		3	0	293	A	Southeast Mo. St.		1	3				

Non-Div. I Games:

Tennessee St.

Average RPI Win: 231		WON-LOST RECORD		WINNING PCT. RANK		LAST 10 GAMES		STRENGTH OF SCHEDULE		OPP. STRENGTH OF SCHEDULE		TEAM RPI		ADJ RPI		CONF. RPI		ADJ CONF. RPI	
DIV. I ONLY		13- 18		.41935 205		0- 10		176		99		190		.48079 189		4		4	
DIV. I NON-CONF.		12- 1		.92308 3		0- 0		274		275		97		.55002 97		4		4	
TOTALS		RPI 1-25		RPI 26-50		W-L RECORDS		RPI 51-100		RPI 101-150		RPI 150+							
13- 18		0- 4		0- 3		OVERALL		0- 3		2- 3		11- 5							
8- 8		0- 2		0- 1		HOME		0- 2		1- 1		7- 2							
2- 10		0- 2		0- 2		AWAY		0- 1		0- 2		2- 3							
3- 0		0- 0		0- 0		NEUTRAL		0- 0		1- 0		2- 0							
12- 1		0- 0		0- 1		NON-CONFERENCE		0- 0		1- 0		11- 0							
7- 0		0- 0		0- 0		HOME		0- 0		0- 0		7- 0							
2- 1		0- 0		0- 1		AWAY		0- 0		0- 0		2- 0							
3- 0		0- 0		0- 0		NEUTRAL		0- 0		1- 0		2- 0							
1- 17		0- 4		0- 2		CONFERENCE		0- 3		1- 3		0- 5							
1- 8		0- 2		0- 1		HOME		0- 2		1- 1		0- 2							
0- 9		0- 2		0- 1		AWAY		0- 1		0- 2		0- 3							
0- 0		0- 0		0- 0		NEUTRAL		0- 0		0- 0		0- 0							
RPI S	Opponent	Score		RPI S	Opponent	Score		RPI S	Opponent	Score		RPI S	Opponent	Score					
11 H	Missouri	0	3	32 A	Texas A&M	0	3	54 H	Alabama	1	3	112 A	South Carolina	0	3				
13 A	Florida	0	3	32 H	Texas A&M	2	3	86 A	Tennessee	0	3	112 H	South Carolina	3	1				
13 H	Florida	0	3	49 A	Georgia Tech	0	3	95 H	Ole Miss	1	3	115 N	Kennesaw St.	3	0				
20 A	Kentucky	0	3									116 A	Auburn	0	3				
												116 H	Auburn	1	3				
												153 A	LSU	2	3				
												153 H	LSU	0	3				
												154 A	Arkansas	2	3				
												154 H	Arkansas	1	3				
												165 A	Mississippi St.	1	3				
												198 H	South Ala.	3	1				
												202 A	Harvard	3	0				
												205 H	Florida A&M	3	1				
												236 A	Boston College	3	2				
												249 N	Georgia St.	3	0				
												257 H	UNC Asheville	3	1				
												264 H	San Francisco	3	1				
												270 N	Siena	3	0				
												279 H	Bethune-Cookman	3	0				
												284 H	McNeese	3	1				
												330 H	Savannah St.	3	0				
LAST 10 GAMES																			
165 A Mississippi St.				1	3	153 A LSU				2	3								
11 H Missouri				0	3	112 A South Carolina				0	3								
95 H Ole Miss				1	3	13 H Florida				0	3								
154 H Arkansas				1	3	154 A Arkansas				2	3								
32 A Texas A&M				0	3	13 A Florida				0	3								

Non-Div. I Games:

Georgia

Average RPI Win: 250		WON-LOST RECORD	WINNING PCT. RANK	LAST 10 GAMES	STRENGTH OF SCHEDULE	OPP. STRENGTH OF SCHEDULE	TEAM RPI	ADJ RPI	CONF. RPI	ADJ CONF. RPI	
Average RPI Loss: 105											
DIV. I ONLY		12- 20	.375 234	4- 6	116	193	199	.48068 190	25	25	
DIV. I NON-CONF.		4- 11	.26667 275	0- 0	28	80	135	.52038 130	22	22	
<hr/>											
TOTALS		RPI 1-25	RPI 26-50		W-L RECORDS		RPI 51-100		RPI 101-150		RPI 150+
12- 20		0- 0	0- 7		OVERALL		1- 5		0- 2		11- 6
6- 6		0- 0	0- 1		HOME		0- 2		0- 1		6- 2
4- 8		0- 0	0- 2		AWAY		0- 2		0- 1		4- 3
2- 6		0- 0	0- 4		NEUTRAL		1- 1		0- 0		1- 1
4- 11		0- 0	0- 7		NON-CONFERENCE		1- 3		0- 0		3- 1
1- 3		0- 0	0- 1		HOME		0- 1		0- 0		1- 1
1- 3		0- 0	0- 2		AWAY		0- 1		0- 0		1- 0
2- 5		0- 0	0- 4		NEUTRAL		1- 1		0- 0		1- 0
8- 9		0- 0	0- 0		CONFERENCE		0- 2		0- 2		8- 5
5- 3		0- 0	0- 0		HOME		0- 1		0- 1		5- 1
3- 5		0- 0	0- 0		AWAY		0- 1		0- 1		3- 3
0- 1		0- 0	0- 0		NEUTRAL		0- 0		0- 0		0- 1
RPI S	Opponent	Score	RPI S	Opponent	Score	RPI S	Opponent	Score	RPI S	Opponent	Score
			29 N	Ohio St.	0 3	55 N	Arkansas St.	0 3	108 A	Denver	2 3
			33 H	Dayton	0 3	67 A	Indiana	0 3	108 H	Denver	1 3
			35 A	Wichita St.	0 3	71 H	Southern Ill.	1 3	176 H	Duquesne	1 3
			40 N	Cincinnati	0 3	74 N	Green Bay	3 2	203 A	North Dakota St.	0 3
			41 N	Cleveland St.	1 3	96 A	South Dakota	0 3	203 H	North Dakota St.	0 3
			43 N	Marquette	0 3	96 H	South Dakota	0 3	203 N	North Dakota St.	1 3
			46 A	Missouri St.	1 3				210 A	Ball St.	3 1
									219 H	Central Mich.	3 0
									221 A	Oral Roberts	0 3
									221 H	Oral Roberts	3 1
									232 A	Fort Wayne	0 3
									232 H	Fort Wayne	3 2
									266 A	Omaha	3 0
									266 H	Omaha	3 0
									284 N	McNeese	3 0
									297 A	South Dakota St.	3 0
									297 H	South Dakota St.	3 0
									318 A	Western Ill.	3 0
									318 H	Western Ill.	3 0
LAST 10 GAMES											
			203 N	North Dakota St.	1 3	232 A	Fort Wayne	0 3			
			221 A	Oral Roberts	0 3	108 A	Denver	2 3			
			318 A	Western Ill.	3 0	297 H	South Dakota St.	3 0			
			203 H	North Dakota St.	0 3	266 H	Omaha	3 0			
			96 H	South Dakota	0 3	232 H	Fort Wayne	3 2			

Non-Div. I Games:

IUPUI

Average RPI Win:	208	WON-LOST	WINNING	LAST 10	STRENGTH OF	OPP. STRENGTH	TEAM	ADJ	CONF.	ADJ CONF.	
Average RPI Loss:	121	RECORD	PCT. RANK	GAMES	SCHEDULE	OF SCHEDULE	RPI	RPI	RPI	RPI	
DIV. I ONLY	12- 19	.3871	224	4- 6	131	156	191	.48047	191	15	15
DIV. I NON-CONF.	5- 8	.38462	223	0- 0	86	113	151	.50678	150	15	15
<hr/>											
TOTALS	RPI 1-25	RPI 26-50		W-L RECORDS	RPI 51-100		RPI 101-150		RPI 150+		
12- 19	0- 0	0- 2		OVERALL	1- 7		3- 5		8- 5		
7- 5	0- 0	0- 1		HOME	1- 2		1- 1		5- 1		
2- 10	0- 0	0- 0		AWAY	0- 3		1- 3		1- 4		
3- 4	0- 0	0- 1		NEUTRAL	0- 2		1- 1		2- 0		
5- 8	0- 0	0- 1		NON-CONFERENCE	1- 5		1- 2		3- 0		
2- 2	0- 0	0- 0		HOME	1- 1		0- 1		1- 0		
1- 3	0- 0	0- 0		AWAY	0- 2		0- 1		1- 0		
2- 3	0- 0	0- 1		NEUTRAL	0- 2		1- 0		1- 0		
7- 11	0- 0	0- 1		CONFERENCE	0- 2		2- 3		5- 5		
5- 3	0- 0	0- 1		HOME	0- 1		1- 0		4- 1		
1- 7	0- 0	0- 0		AWAY	0- 1		1- 2		0- 4		
1- 1	0- 0	0- 0		NEUTRAL	0- 0		0- 1		1- 0		
<hr/>											
RPI	S	Opponent	Score	RPI	S	Opponent	Score	RPI	S	Opponent	Score
				41	N	Cleveland St.	1 3	51	A	Northern Ill.	1 3
				42	H	Miami (OH)	0 3	51	H	Northern Ill.	1 3
								59	H	Xavier	3 1
								61	N	UCF	0 3
								68	A	Notre Dame	0 3
								71	A	Southern Ill.	0 3
								86	H	Tennessee	1 3
								91	N	Northern Ariz.	1 3

Non-Div. I Games:

Western Mich.

Average RPI Win:		250	WON-LOST		WINNING		LAST 10		STRENGTH OF		OPP. STRENGTH		TEAM		ADJ		CONF.		ADJ CONF.	
Average RPI Loss:		74	RECORD		PCT. RANK		GAMES		SCHEDULE		OF SCHEDULE		RPI		RPI		RPI		RPI	
DIV. I ONLY			15- 15		.5 171		1- 9		227		159		189		.47954 192		6		6	
DIV. I NON-CONF.			10- 0		1 1		0- 0		333		334		188		.47755 192		9		9	
TOTALS		RPI 1-25		RPI 26-50		W-L RECORDS		RPI 51-100		RPI 101-150		RPI 150+								
15- 15		0- 2		0- 4		OVERALL		1- 5		1- 3		13- 1								
3- 7		0- 1		0- 2		HOME		0- 3		1- 1		2- 0								
7- 8		0- 1		0- 2		AWAY		1- 2		0- 2		6- 1								
5- 0		0- 0		0- 0		NEUTRAL		0- 0		0- 0		5- 0								
10- 0		0- 0		0- 0		NON-CONFERENCE		0- 0		0- 0		10- 0								
0- 0		0- 0		0- 0		HOME		0- 0		0- 0		0- 0								
5- 0		0- 0		0- 0		AWAY		0- 0		0- 0		5- 0								
5- 0		0- 0		0- 0		NEUTRAL		0- 0		0- 0		5- 0								
5- 15		0- 2		0- 4		CONFERENCE		1- 5		1- 3		3- 1								
3- 7		0- 1		0- 2		HOME		0- 3		1- 1		2- 0								
2- 8		0- 1		0- 2		AWAY		1- 2		0- 2		1- 1								
0- 0		0- 0		0- 0		NEUTRAL		0- 0		0- 0		0- 0								
RPI	S	Opponent		Score		RPI	S	Opponent		Score		RPI	S	Opponent		Score				
25	A	SMU		1 <div>3</div>		40	A	Cincinnati		0 <div>3</div>		61	A	UCF		0 <div>3</div>				
25	H	SMU		0 <div>3</div>		40	H	Cincinnati		0 <div>3</div>		61	H	UCF		1 <div>3</div>				
						47	A	Temple		0 <div>3</div>		75	A	Tulsa		1 <div>3</div>				
						47	H	Temple		1 <div>3</div>		75	H	Tulsa		0 <div>3</div>				
												90	A	Tulane		3 <div>1</div>				
												90	H	Tulane		1 <div>3</div>				

Non-Div. I Games:

East Carolina

Average RPI Win:		276	WON-LOST RECORD		WINNING PCT. RANK		LAST 10 GAMES		STRENGTH OF SCHEDULE		OPP. STRENGTH OF SCHEDULE		TEAM RPI		ADJ RPI		CONF. RPI		ADJ CONF. RPI				
Average RPI Loss:		131																					
DIV. I ONLY			16- 15		.51613 164		7- 3		219		260		193		.4792 193		29		29				
DIV. I NON-CONF.			4- 11		.26667 275		1- 1		179		100		241		.43878 241		29		29				
TOTALS		RPI 1-25		RPI 26-50		W-L RECORDS		RPI 51-100		RPI 101-150		RPI 150+											
16- 15		0- 3		0- 1		OVERALL		0- 1		0- 3		16- 7											
9- 3		0- 1		0- 0		HOME		0- 0		0- 1		9- 1											
5- 8		0- 1		0- 1		AWAY		0- 0		0- 1		5- 5											
2- 4		0- 1		0- 0		NEUTRAL		0- 1		0- 1		2- 1											
4- 11		0- 3		0- 1		NON-CONFERENCE		0- 1		0- 3		4- 3											
3- 2		0- 1		0- 0		HOME		0- 0		0- 1		3- 0											
0- 5		0- 1		0- 1		AWAY		0- 0		0- 1		0- 2											
1- 4		0- 1		0- 0		NEUTRAL		0- 1		0- 1		1- 1											
12- 4		0- 0		0- 0		CONFERENCE		0- 0		0- 0		12- 4											
6- 1		0- 0		0- 0		HOME		0- 0		0- 0		6- 1											
5- 3		0- 0		0- 0		AWAY		0- 0		0- 0		5- 3											
1- 0		0- 0		0- 0		NEUTRAL		0- 0		0- 0		1- 0											
RPI	S	Opponent		Score		RPI	S	Opponent		Score		RPI	S	Opponent		Score		RPI	S	Opponent		Score	
7	N	BYU		0	3	29	A	Ohio St.		0	3	76	N	Wyoming		0	3	108	H	Denver		0	3
13	H	Florida		0	3									113 A South Fla.		0	3	113	A	South Fla.		0	3
22	A	Penn St.		0	3									128 N Fresno St.		2	3	128	N	Fresno St.		2	3
														161 A Sacred Heart		3	2	161	A	Sacred Heart		3	2
														161 A Sacred Heart		0	3	161	A	Sacred Heart		0	3
														161 H Sacred Heart		1	3	161	H	Sacred Heart		1	3
														197 N Wright St.		1	3	197	N	Wright St.		1	3
														228 A Bryant		0	3	228	A	Bryant		0	3
														228 H Bryant		3	1	228	H	Bryant		3	1
														228 N Bryant		3	1	228	N	Bryant		3	1
														236 A Boston College		1	3	236	A	Boston College		1	3
														236 A Boston College		0	3	236	A	Boston College		0	3
														237 A Central Conn. St.		3	2	237	A	Central Conn. St.		3	2
														237 H Central Conn. St.		3	1	237	H	Central Conn. St.		3	1
														250 H Stony Brook		3	1	250	H	Stony Brook		3	1
														254 A Robert Morris		0	3	254	A	Robert Morris		0	3
														254 H Robert Morris		3	1	254	H	Robert Morris		3	1
														296 N Stetson		3	1	296	N	Stetson		3	1
														304 H NJIT		3	1	304	H	NJIT		3	1
														304 H NJIT		3	0	304	H	NJIT		3	0
														308 A St. Francis Brooklyn		3	1	308	A	St. Francis Brooklyn		3	1
														308 H St. Francis Brooklyn		3	1	308	H	St. Francis Brooklyn		3	1
														321 A Saint Francis (PA)		3	2	321	A	Saint Francis (PA)		3	2
														321 H Saint Francis (PA)		3	1	321	H	Saint Francis (PA)		3	1
														327 A Fairleigh Dickinson		3	0	327	A	Fairleigh Dickinson		3	0
														327 H Fairleigh Dickinson		3	0	327	H	Fairleigh Dickinson		3	0
LAST 10 GAMES																							
		22 A Penn St.		0	3			321 H Saint Francis (PA)		3	1			321 A Saint Francis (PA)		3	2			321 H Saint Francis (PA)		3	1
		250 H Stony Brook		3	1			237 A Central Conn. St.		3	2			321 H Saint Francis (PA)		3	1			327 A Fairleigh Dickinson		3	0
		161 A Sacred Heart		3	2			228 A Bryant		0	3			327 A Fairleigh Dickinson		3	0			327 H Fairleigh Dickinson		3	0
		228 N Bryant		3	1			308 H St. Francis Brooklyn		3	1			327 H Fairleigh Dickinson		3	0						
		254 H Robert Morris		3	1			161 A Sacred Heart		0	3												

Non-Div. I Games:

LIU Brooklyn

M
e
r
c
e
r

Mercer

Average RPI Win:	217	WON-LOST	WINNING	LAST 10	STRENGTH OF	OPP. STRENGTH	TEAM	ADJ	CONF.	ADJ CONF.	
Average RPI Loss:	97	RECORD	PCT. RANK	GAMES	SCHEDULE	OF SCHEDULE	RPI	RPI	RPI	RPI	
DIV. I ONLY	12- 18	.4	214	3- 7	169	110	196	.47891	195	7	7
DIV. I NON-CONF.	7- 5	.58333	123	0- 0	305	222	225	.45085	225	7	7
<hr/>											
TOTALS	RPI 1-25	RPI 26-50		W-L RECORDS		RPI 51-100		RPI 101-150		RPI 150+	
12- 18	0- 0	1- 5		OVERALL		1- 7		1- 4		9- 2	
7- 5	0- 0	1- 2		HOME		1- 2		1- 1		4- 0	
2- 10	0- 0	0- 3		AWAY		0- 3		0- 3		2- 1	
3- 3	0- 0	0- 0		NEUTRAL		0- 2		0- 0		3- 1	
<hr/>											
7- 5	0- 0	0- 0		NON-CONFERENCE		0- 2		0- 1		7- 2	
3- 0	0- 0	0- 0		HOME		0- 0		0- 0		3- 0	
1- 2	0- 0	0- 0		AWAY		0- 0		0- 1		1- 1	
3- 3	0- 0	0- 0		NEUTRAL		0- 2		0- 0		3- 1	
<hr/>											
5- 13	0- 0	1- 5		CONFERENCE		1- 5		1- 3		2- 0	
4- 5	0- 0	1- 2		HOME		1- 2		1- 1		1- 0	
1- 8	0- 0	0- 3		AWAY		0- 3		0- 2		1- 0	
0- 0	0- 0	0- 0		NEUTRAL		0- 0		0- 0		0- 0	
<hr/>											
RPI S	Opponent	Score	RPI S	Opponent	Score	RPI S	Opponent	Score	RPI S	Opponent	Score
			26 A	Boise St.	0 3	69 N	Long Beach St.	2 3	127 A	Utah Valley	1 3
			26 H	Boise St.	0 3	76 A	Wyoming	0 3	128 H	Fresno St.	1 3
			30 A	UNLV	0 3	76 H	Wyoming	0 3	132 A	New Mexico	0 3
			30 H	UNLV	2 3	83 A	San Diego St.	0 3	132 H	New Mexico	3 2
			48 A	Colorado St.	0 3	83 H	San Diego St.	3 1	139 A	Utah St.	0 3
			48 H	Colorado St.	3 2	84 A	Nevada	0 3	187 N	North Texas	3 1
						84 H	Nevada	0 3	206 A	Houston Baptist	1 3
						97 N	UC Santa Barbara	0 3	245 A	Houston	3 2
									248 H	Providence	3 0
									253 A	Air Force	3 2
									253 H	Air Force	3 0
									280 H	UMass Lowell	3 0
									286 N	La.-Monroe	3 0
									288 N	Cal St. Fullerton	3 2
									292 N	Southern Utah	2 3
									299 H	Manhattan	3 0
<hr/>											
LAST 10 GAMES											
			128 H	Fresno St.	1 3	83 H	San Diego St.	3 1			
			139 A	Utah St.	0 3	132 A	New Mexico	0 3			
			26 A	Boise St.	0 3	30 A	UNLV	0 3			
			253 A	Air Force	3 2	76 H	Wyoming	0 3			
			84 H	Nevada	0 3	48 H	Colorado St.	3 2			

Non-Div. I Games:

San Jose St.

U
M
B
C

UMBC

Average RPI Win: 221		WON-LOST	WINNING	LAST 10	STRENGTH OF		OPP. STRENGTH	TEAM	ADJ	CONF.	ADJ CONF.
Average RPI Loss: 109		RECORD	PCT. RANK	GAMES	SCHEDULE		OF SCHEDULE	RPI	RPI	RPI	RPI
DIV. I ONLY		9- 20	.31034	262	1- 9		80	144	197	.47861	197
DIV. I NON-CONF.		5- 8	.38462	223	0- 0		93	180	167	.4953	166
TOTALS		RPI 1-25	RPI 26-50		W-L RECORDS		RPI 51-100		RPI 101-150		RPI 150+
9- 20	0- 0	0- 4		OVERALL		0- 4		0- 9		9- 3	
2- 9	0- 0	0- 2		HOME		0- 2		0- 4		2- 1	
3- 9	0- 0	0- 1		AWAY		0- 1		0- 5		3- 2	
4- 2	0- 0	0- 1		NEUTRAL		0- 1		0- 0		4- 0	
5- 8	0- 0	0- 2		NON-CONFERENCE		0- 2		0- 3		5- 1	
0- 3	0- 0	0- 1		HOME		0- 1		0- 1		0- 0	
1- 3	0- 0	0- 0		AWAY		0- 0		0- 2		1- 1	
4- 2	0- 0	0- 1		NEUTRAL		0- 1		0- 0		4- 0	
4- 12	0- 0	0- 2		CONFERENCE		0- 2		0- 6		4- 2	
2- 6	0- 0	0- 1		HOME		0- 1		0- 3		2- 1	
2- 6	0- 0	0- 1		AWAY		0- 1		0- 3		2- 1	
0- 0	0- 0	0- 0		NEUTRAL		0- 0		0- 0		0- 0	
RPI S	Opponent	Score	RPI S	Opponent	Score	RPI S	Opponent	Score	RPI S	Opponent	Score
			26 N	Boise St.	0 3	74 A	Green Bay	0 3	107 A	Northern Ky.	0 3
			33 H	Dayton	0 3	74 H	Green Bay	0 3	107 H	Northern Ky.	0 3
			41 A	Cleveland St.	0 3	93 N	Murray St.	0 3	113 A	South Fla.	0 3
			41 H	Cleveland St.	0 3	100 H	SIUE	1 3	119 A	Oakland	0 3
									119 H	Oakland	1 3
									121 A	Butler	0 3
									145 H	Toledo	1 3
									148 A	Milwaukee	0 3
									148 H	Milwaukee	1 3
									181 A	Ill.-Chicago	3 1
									181 H	Ill.-Chicago	1 3
									184 A	Valparaiso	2 3
									184 H	Valparaiso	3 2
									188 N	Tennessee St.	3 1
									193 N	LIU Brooklyn	3 1
									200 A	Kent St.	0 3
									216 A	Youngstown St.	3 0
									216 H	Youngstown St.	3 0
									251 N	Eastern Mich.	3 0
									267 A	Morehead St.	3 1
									296 N	Stetson	3 0
LAST 10 GAMES											
			74 H	Green Bay	0 3	216 A	Youngstown St.	3 0			
			41 A	Cleveland St.	0 3	107 A	Northern Ky.	0 3			
			181 H	Ill.-Chicago	1 3	184 A	Valparaiso	2 3			
			148 H	Milwaukee	1 3	74 A	Green Bay	0 3			
			119 A	Oakland	0 3	41 H	Cleveland St.	0 3			

Non-Div. I Games:

Wright St.

Average RPI Win:	251	WON-LOST RECORD	WINNING PCT. RANK	LAST 10 GAMES	STRENGTH OF SCHEDULE	OPP. STRENGTH OF SCHEDULE	TEAM RPI	ADJ RPI	CONF. RPI	ADJ CONF. RPI		
DIV. I ONLY		16- 14	.53333	147	4- 6	246	225	194	.47787	198	22	22
DIV. I NON-CONF.		9- 4	.69231	72	0- 0	214	248	131	.52013	133	19	19
<hr/>												
TOTALS	RPI 1-25	RPI 26-50		W-L RECORDS		RPI 51-100		RPI 101-150		RPI 150+		
16- 14	0- 0	0- 2		OVERALL		0- 5		1- 1		15- 6		
8- 3	0- 0	0- 1		HOME		0- 1		1- 0		7- 1		
3- 9	0- 0	0- 1		AWAY		0- 2		0- 1		3- 5		
5- 2	0- 0	0- 0		NEUTRAL		0- 2		0- 0		5- 0		
<hr/>												
9- 4	0- 0	0- 0		NON-CONFERENCE		0- 2		1- 1		8- 1		
4- 0	0- 0	0- 0		HOME		0- 0		1- 0		3- 0		
0- 3	0- 0	0- 0		AWAY		0- 1		0- 1		0- 1		
5- 1	0- 0	0- 0		NEUTRAL		0- 1		0- 0		5- 0		
<hr/>												
7- 10	0- 0	0- 2		CONFERENCE		0- 3		0- 0		7- 5		
4- 3	0- 0	0- 1		HOME		0- 1		0- 0		4- 1		
3- 6	0- 0	0- 1		AWAY		0- 1		0- 0		3- 4		
0- 1	0- 0	0- 0		NEUTRAL		0- 1		0- 0		0- 0		
<hr/>												
RPI S	Opponent	Score	RPI S	Opponent	Score	RPI S	Opponent	Score	RPI S	Opponent	Score	
			34 A Coastal Caro.	0 3	55 A Arkansas St.	0 3	102 H Southern Miss.	3 2				
			34 H Coastal Caro.	0 3	58 A FGCU	1 3	124 A Samford	0 3				
					67 N Indiana	0 3	163 H UT Arlington	1 3				
					82 H Texas St.	2 3	189 A Georgia	1 3				
					82 N Texas St.	0 3	205 H Florida A&M	3 1				
							208 A Little Rock	3 1				
							225 N Marist	3 1				
							227 A Ga. Southern	2 3				
							227 H Ga. Southern	3 0				
							231 N Indiana St.	3 2				
							233 H FIU	3 0				
							249 A Georgia St.	1 3				
							249 H Georgia St.	3 0				
							272 A Troy	1 3				
							272 H Troy	3 0				
							279 N Bethune-Cookman	3 0				
							284 N McNeese	3 2				
							285 A Louisiana	3 1				
							286 A La.-Monroe	2 3				
							298 A Appalachian St.	3 2				
							298 H Appalachian St.	3 1				
							300 H Southeastern La.	3 2				
							316 N Nicholls St.	3 0				
<hr/>												
			LAST 10 GAMES									
			82 N Texas St.	0 3	298 H Appalachian St.	3 1						
			34 A Coastal Caro.	0 3	34 H Coastal Caro.	0 3						
			298 A Appalachian St.	3 2	272 A Troy	1 3						
			285 A Louisiana	3 1	208 A Little Rock	3 1						
			286 A La.-Monroe	2 3	55 A Arkansas St.	0 3						

Non-Div. I Games:

South Ala.

Average RPI Win: 227		WON-LOST RECORD		WINNING PCT. RANK		LAST 10 GAMES		STRENGTH OF SCHEDULE		OPP. STRENGTH OF SCHEDULE		TEAM RPI		ADJ RPI		CONF. RPI		ADJ CONF. RPI	
DIV. I ONLY		13- 13		.5 171		4- 6		236		171		198		.47718 199		18		17	
DIV. I NON-CONF.		5- 4		.55556 151		0- 0		229		144		177		.487 177		17		17	
TOTALS		RPI 1-25		RPI 26-50		W-L RECORDS		RPI 51-100		RPI 101-150		RPI 150+							
13- 13		0- 1		0- 0		OVERALL		1- 3		1- 6		11- 3							
5- 3		0- 0		0- 0		HOME		1- 1		0- 1		4- 1							
3- 8		0- 0		0- 0		AWAY		0- 2		0- 4		3- 2							
5- 2		0- 1		0- 0		NEUTRAL		0- 0		1- 1		4- 0							
5- 4		0- 1		0- 0		NON-CONFERENCE		0- 1		1- 0		4- 2							
0- 0		0- 0		0- 0		HOME		0- 0		0- 0		0- 0							
0- 3		0- 0		0- 0		AWAY		0- 1		0- 0		0- 2							
5- 1		0- 1		0- 0		NEUTRAL		0- 0		1- 0		4- 0							
8- 9		0- 0		0- 0		CONFERENCE		1- 2		0- 6		7- 1							
5- 3		0- 0		0- 0		HOME		1- 1		0- 1		4- 1							
3- 5		0- 0		0- 0		AWAY		0- 1		0- 4		3- 0							
0- 1		0- 0		0- 0		NEUTRAL		0- 0		0- 1		0- 0							
RPI	S	Opponent		Score		RPI	S	Opponent		Score		RPI	S	Opponent		Score			
10	N	Kansas		0 3								76	A	Wyoming		0 3			
												91	H	Northern Ariz.		3 1			
												92	A	North Dakota		0 3			
												92	H	North Dakota		1 3			

Non-Div. I Games:

Eastern Wash.

Average RPI Win: 246		WON-LOST	WINNING	LAST 10	STRENGTH OF		OPP. STRENGTH	TEAM	ADJ	CONF.	ADJ CONF.
Average RPI Loss: 119		RECORD	PCT. RANK	GAMES	SCHEDULE		OF SCHEDULE	RPI	RPI	RPI	RPI
DIV. I ONLY		15- 15	.5 171	4- 6	241		182	200	.47646	200	15 15
DIV. I NON-CONF.		7- 6	.53846 155	0- 0	247		180	198	.47453	197	15 15
TOTALS		RPI 1-25	RPI 26-50	W-L RECORDS	RPI 51-100		RPI 101-150	RPI 150+			
15- 15	0- 0		1- 3	OVERALL	0- 3		0- 7	14- 2			
7- 5	0- 0		1- 1	HOME	0- 2		0- 2	6- 0			
4- 7	0- 0		0- 1	AWAY	0- 1		0- 3	4- 2			
4- 3	0- 0		0- 1	NEUTRAL	0- 0		0- 2	4- 0			
7- 6	0- 0		0- 2	NON-CONFERENCE	0- 2		0- 1	7- 1			
2- 2	0- 0		0- 1	HOME	0- 1		0- 0	2- 0			
1- 2	0- 0		0- 0	AWAY	0- 1		0- 0	1- 1			
4- 2	0- 0		0- 1	NEUTRAL	0- 0		0- 1	4- 0			
8- 9	0- 0		1- 1	CONFERENCE	0- 1		0- 6	7- 1			
5- 3	0- 0		1- 0	HOME	0- 1		0- 2	4- 0			
3- 5	0- 0		0- 1	AWAY	0- 0		0- 3	3- 1			
0- 1	0- 0		0- 0	NEUTRAL	0- 0		0- 1	0- 0			
RPI S	Opponent	Score	RPI S	Opponent	Score	RPI S	Opponent	Score	RPI S	Opponent	Score
			26 H	Boise St.	0 3	51 H	Northern Ill.	2 3	120 A	Bowling Green	1 3
			33 N	Dayton	0 3	61 A	UCF	1 3	120 H	Bowling Green	1 3
			42 A	Miami (OH)	0 3	86 H	Tennessee	1 3	134 A	Ohio	1 3
			42 H	Miami (OH)	3 2				134 H	Ohio	1 3
									137 N	Austin Peay	2 3
									145 A	Toledo	2 3
									145 N	Toledo	2 3
									191 H	Western Mich.	3 2
									197 H	Wright St.	3 0
									210 A	Ball St.	3 2
									219 H	Central Mich.	3 0
									250 N	Stony Brook	3 1
									251 A	Eastern Mich.	3 1
									254 H	Robert Morris	3 0
									256 A	Evansville	2 3
									267 A	Morehead St.	3 0
									276 N	Montana	3 0
									290 A	Akron	2 3
									290 H	Akron	3 1
									296 N	Stetson	3 1
									307 A	Buffalo	3 1
									307 H	Buffalo	3 0
									329 N	Coppin St.	3 2
			LAST 10 GAMES								
			145 N	Toledo	2 3	307 A	Buffalo	3 1			
			251 A	Eastern Mich.	3 1	290 A	Akron	2 3			
			134 H	Ohio	1 3	51 H	Northern Ill.	2 3			
			42 H	Miami (OH)	3 2	191 H	Western Mich.	3 2			
			120 H	Bowling Green	1 3	145 A	Toledo	2 3			

Non-Div. I Games:

Kent St.

Average RPI Win: 234		WON-LOST RECORD		WINNING PCT. RANK		LAST 10 GAMES		STRENGTH OF SCHEDULE		OPP. STRENGTH OF SCHEDULE		TEAM RPI		ADJ RPI		CONF. RPI		ADJ CONF. RPI			
DIV. I ONLY		12- 12		.5 171		6- 4		232		216		201		.47618 201		17		16			
DIV. I NON-CONF.		6- 4		.6 115		1- 0		268		230		193		.4771 193		21		21			
TOTALS		RPI 1-25		RPI 26-50		W-L RECORDS		RPI 51-100		RPI 101-150		RPI 150+									
12- 12		0- 0		0- 1		OVERALL		0- 2		0- 3		12- 6									
5- 5		0- 0		0- 1		HOME		0- 1		0- 1		5- 2									
5- 5		0- 0		0- 0		AWAY		0- 1		0- 1		5- 3									
2- 2		0- 0		0- 0		NEUTRAL		0- 0		0- 1		2- 1									
6- 4		0- 0		0- 1		NON-CONFERENCE		0- 0		0- 1		6- 2									
2- 1		0- 0		0- 1		HOME		0- 0		0- 0		2- 0									
2- 1		0- 0		0- 0		AWAY		0- 0		0- 0		2- 1									
2- 2		0- 0		0- 0		NEUTRAL		0- 0		0- 1		2- 1									
6- 8		0- 0		0- 0		CONFERENCE		0- 2		0- 2		6- 4									
3- 4		0- 0		0- 0		HOME		0- 1		0- 1		3- 2									
3- 4		0- 0		0- 0		AWAY		0- 1		0- 1		3- 2									
0- 0		0- 0		0- 0		NEUTRAL		0- 0		0- 0		0- 0									
RPI	S	Opponent		Score		RPI	S	Opponent		Score		RPI	S	Opponent		Score					
				50	H	James Madison		0	3	77	A	Princeton		2	3	101	A	Yale		1	3
										77	H	Princeton		0	3	101	H	Yale		1	3
												119	N	Oakland		1	3				
												166	A	Columbia		2	3				
												166	H	Columbia		3	1				
												172	H	Colgate		3	1				
												173	A	UMKC		0	3				
												202	A	Harvard		3	2				
												202	H	Harvard		1	3				
												213	A	Binghamton		3	2				
												215	A	Penn		3	2				
												215	H	Penn		3	2				
												225	H	Marist		3	1				
												244	A	Dartmouth		2	3				
												244	H	Dartmouth		3	0				
												260	A	Brown		3	1				
												260	H	Brown		2	3				
												266	N	Omaha		3	1				
												271	N	Bradley		0	3				
												307	N	Buffalo		3	1				
												319	A	Bucknell		3	0				
LAST 10 GAMES																					
				215	A	Penn		3	2	101	A	Yale		1	3						
				77	A	Princeton		2	3	166	H	Columbia		3	1						
				244	H	Dartmouth		3	0	202	A	Harvard		3	2						
				202	H	Harvard		1	3	244	A	Dartmouth		2	3						
				260	A	Brown		3	1	213	A	Binghamton		3	2						

Non-Div. I Games:

Cornell

Average RPI Win: 220		WON-LOST	WINNING	LAST 10	STRENGTH OF	OPP. STRENGTH	TEAM	ADJ	CONF.	ADJ CONF.		
Average RPI Loss: 129		RECORD	PCT. RANK	GAMES	SCHEDULE	OF SCHEDULE	RPI	RPI	RPI	RPI		
DIV. I ONLY		9- 14	.3913	223	5- 5	148	183	202	.47584	202	17	16
DIV. I NON-CONF.		2- 7	.22222	284	0- 0	166	101	245	.43231	245	21	21
<hr/>												
TOTALS		RPI 1-25		RPI 26-50		W-L RECORDS		RPI 51-100		RPI 101-150		RPI 150+
9- 14		0- 0		0- 0		OVERALL		0- 6		1- 3		8- 5
6- 5		0- 0		0- 0		HOME		0- 2		1- 0		5- 3
3- 6		0- 0		0- 0		AWAY		0- 2		0- 2		3- 2
0- 3		0- 0		0- 0		NEUTRAL		0- 2		0- 1		0- 0
<hr/>												
2- 7		0- 0		0- 0		NON-CONFERENCE		0- 4		0- 2		2- 1
2- 2		0- 0		0- 0		HOME		0- 1		0- 0		2- 1
0- 2		0- 0		0- 0		AWAY		0- 1		0- 1		0- 0
0- 3		0- 0		0- 0		NEUTRAL		0- 2		0- 1		0- 0
<hr/>												
7- 7		0- 0		0- 0		CONFERENCE		0- 2		1- 1		6- 4
4- 3		0- 0		0- 0		HOME		0- 1		1- 0		3- 2
3- 4		0- 0		0- 0		AWAY		0- 1		0- 1		3- 2
0- 0		0- 0		0- 0		NEUTRAL		0- 0		0- 0		0- 0
<hr/>												
RPI	S	Opponent	Score	RPI	S	Opponent	Score	RPI	S	Opponent	Score	
						62 N Duke	0 3			101 A Yale	1 3	
						65 A Loyola Marymount	0 3			101 H Yale	3 2	
						77 A Princeton	0 3			114 N Arizona St.	0 3	
						77 H Princeton	2 3			135 A New Hampshire	0 3	
						89 N Pepperdine	2 3			166 A Columbia	1 3	
						94 H Northeastern	1 3			166 H Columbia	3 0	
										189 H Georgia	0 3	
										201 A Cornell	3 1	
										201 H Cornell	2 3	
										215 A Penn	1 3	
										215 H Penn	0 3	
										236 H Boston College	3 2	
										244 A Dartmouth	3 0	
										244 H Dartmouth	3 1	
										260 A Brown	3 1	
										260 H Brown	3 2	
										270 H Siena	3 0	
<hr/>												
LAST 10 GAMES												
						260 H Brown	3 2			215 H Penn	0 3	
						101 H Yale	3 2			244 H Dartmouth	3 1	
						166 A Columbia	1 3			201 H Cornell	2 3	
						201 A Cornell	3 1			166 H Columbia	3 0	
						77 H Princeton	2 3			101 A Yale	1 3	

Non-Div. I Games:

Harvard

Average RPI Win: 242		WON-LOST	WINNING	LAST 10	STRENGTH OF		OPP. STRENGTH	TEAM	ADJ		CONF.	ADJ CONF.
Average RPI Loss: 115		RECORD	PCT. RANK	GAMES	SCHEDULE		OF SCHEDULE	RPI	RPI		RPI	RPI
DIV. I ONLY		14- 18	.4375	197	7- 3		197	181	203		25	25
DIV. I NON-CONF.		2- 12	.14286	303	0- 1		134	76	259		22	22
TOTALS		RPI 1-25	RPI 26-50		W-L RECORDS		RPI 51-100		RPI 101-150		RPI 150+	
14- 18	0- 0	0- 3		OVERALL		1- 6		0- 4		13- 5		
7- 5	0- 0	0- 0		HOME		1- 2		0- 1		6- 2		
5- 8	0- 0	0- 3		AWAY		0- 2		0- 2		5- 1		
2- 5	0- 0	0- 0		NEUTRAL		0- 2		0- 1		2- 2		
2- 12	0- 0	0- 3		NON-CONFERENCE		0- 4		0- 2		2- 3		
1- 3	0- 0	0- 0		HOME		0- 2		0- 0		1- 1		
0- 5	0- 0	0- 3		AWAY		0- 1		0- 1		0- 0		
1- 4	0- 0	0- 0		NEUTRAL		0- 1		0- 1		1- 2		
12- 6	0- 0	0- 0		CONFERENCE		1- 2		0- 2		11- 2		
6- 2	0- 0	0- 0		HOME		1- 0		0- 1		5- 1		
5- 3	0- 0	0- 0		AWAY		0- 1		0- 1		5- 1		
1- 1	0- 0	0- 0		NEUTRAL		0- 1		0- 0		1- 0		
RPI S	Opponent	Score		RPI S	Opponent	Score		RPI S	Opponent	Score		
				37 A	Iowa St.	0	3	51 H	Northern Ill.	1	3	
				45 A	UNI	0	3	70 N	Iowa	0	3	
				48 A	Colorado St.	0	3	76 A	Wyoming	0	3	
								92 H	North Dakota	0	3	
								96 A	South Dakota	0	3	
								96 H	South Dakota	3	1	
								96 N	South Dakota	0	3	
					</							

Non-Div. I Games:

North Dakota St.

Average RPI Win: 219		WON-LOST RECORD		WINNING PCT. RANK		LAST 10 GAMES		STRENGTH OF SCHEDULE		OPP. STRENGTH OF SCHEDULE		TEAM RPI		ADJ RPI		CONF. RPI		ADJ CONF. RPI	
DIV. I ONLY		11- 18		.37931 230		4- 6		163		172		204		.46964 204		18		17	
DIV. I NON-CONF.		5- 7		.41667 211		0- 0		107		118		160		.49909 160		17		17	
TOTALS		RPI 1-25		RPI 26-50		W-L RECORDS		RPI 51-100		RPI 101-150		RPI 150+							
11- 18		0- 1		0- 1		OVERALL		0- 6		3- 5		8- 5							
5- 6		0- 0		0- 0		HOME		0- 3		1- 2		4- 1							
3- 10		0- 1		0- 1		AWAY		0- 2		1- 3		2- 3							
3- 2		0- 0		0- 0		NEUTRAL		0- 1		1- 0		2- 1							
5- 7		0- 1		0- 1		NON-CONFERENCE		0- 2		2- 1		3- 2							
1- 2		0- 0		0- 0		HOME		0- 1		0- 1		1- 0							
1- 3		0- 1		0- 1		AWAY		0- 0		1- 0		0- 1							
3- 2		0- 0		0- 0		NEUTRAL		0- 1		1- 0		2- 1							
6- 11		0- 0		0- 0		CONFERENCE		0- 4		1- 4		5- 3							
4- 4		0- 0		0- 0		HOME		0- 2		1- 1		3- 1							
2- 7		0- 0		0- 0		AWAY		0- 2		0- 3		2- 2							
0- 0		0- 0		0- 0		NEUTRAL		0- 0		0- 0		0- 0							
RPI S	Opponent	Score		RPI S	Opponent	Score		RPI S	Opponent	Score		RPI S	Opponent	Score					
6 A	Washington	1	3	38 A	Washington St.	0	3	72 N	Villanova	0	3	110 A	Sacramento St.	0	3				
								76 H	Wyoming	2	3	118 N	Fairfield	3	1				
								91 H	Northern Ariz.	2	3	123 H	Oregon St.	0	3				
								92 A	North Dakota	0	3	129 H	Idaho St.	3	1				
								92 A	North Dakota	1	3	132 A	New Mexico	3	2				
								92 H	North Dakota	1	3	142 A	Northern Colo.	1	3				
												142 H	Northern Colo.	1	3				
												143 A	Portland St.	1	3				
												182 A	Seattle U	2	3				
												199 A	Eastern Wash.	3	1				
												199 H	Eastern Wash.	2	3				
												209 N	UMES	3	1				
												218 A	Weber St.	1	3				
												230 N	George Washington	0	3				
												243 N	Abilene Christian	3	1				
												259 A	Montana St.	3	1				
												259 H	Montana St.	3	2				
												276 A	Montana	2	3				
												276 H	Montana	3	0				
												289 H	Tennessee Tech	3	1				
												292 H	Southern Utah	3	2				
				LAST 10 GAMES															
				92 A	North Dakota	0	3	199 A	Eastern Wash.	3	1								
				259 H	Montana St.	3	2	129 H	Idaho St.	3	1								
				276 H	Montana	3	0	143 A	Portland St.	1	3								
				92 A	North Dakota	1	3	110 A	Sacramento St.	0	3								
				142 A	Northern Colo.	1	3	199 H	Eastern Wash.	2	3								

Non-Div. I Games:

Idaho

Average RPI Win:		286	WON-LOST RECORD		WINNING PCT. RANK		LAST 10 GAMES		STRENGTH OF SCHEDULE		OPP. STRENGTH OF SCHEDULE		TEAM RPI		ADJ RPI		CONF. RPI		ADJ CONF. RPI	
Average RPI Loss:		122																		
DIV. I ONLY			17- 12		.58621 117		9- 1		290		287		205		.46916 205		31		31	
DIV. I NON-CONF.			5- 11		.3125 252		2- 0		128		125		213		.46405 213		30		30	
TOTALS		RPI 1-25		RPI 26-50		W-L RECORDS		RPI 51-100		RPI 101-150		RPI 150+								
17- 12		0- 2		0- 2		OVERALL		0- 0		0- 2		17- 6								
6- 1		0- 0		0- 1		HOME		0- 0		0- 0		6- 0								
7- 7		0- 2		0- 0		AWAY		0- 0		0- 1		7- 4								
4- 4		0- 0		0- 1		NEUTRAL		0- 0		0- 1		4- 2								
5- 11		0- 2		0- 2		NON-CONFERENCE		0- 0		0- 2		5- 5								
1- 1		0- 0		0- 1		HOME		0- 0		0- 0		1- 0								
1- 7		0- 2		0- 0		AWAY		0- 0		0- 1		1- 4								
3- 3		0- 0		0- 1		NEUTRAL		0- 0		0- 1		3- 1								
12- 1		0- 0		0- 0		CONFERENCE		0- 0		0- 0		12- 1								
5- 0		0- 0		0- 0		HOME		0- 0		0- 0		5- 0								
6- 0		0- 0		0- 0		AWAY		0- 0		0- 0		6- 0								
1- 1		0- 0		0- 0		NEUTRAL		0- 0		0- 0		1- 1								
RPI S	Opponent		Score		RPI S	Opponent		Score		RPI S	Opponent		Score		RPI S	Opponent		Score		
13 A	Florida		0	3	34 N	Coastal Caro.		0	3			104 A	Miami (FL)		0	3				
18 A	Florida St.		0	3	39 H	Baylor		0	3			111 N	Marshall		0	3				
												155 N	Howard		1	3				
												158 A	North Florida		2	3				
												158 H	North Florida		3	0				
												189 A	Georgia		1	3				
												198 A	South Ala.		1	3				
												208 N	Little Rock		1	3				
												209 A	UMES		3	0				
												224 N	Jacksonville		3	0				
												233 A	FIU		1	3				
												233 N	FIU		3	1				
												272 A	Troy		3	1				
												279 A	Bethune-Cookman		3	1				
												279 H	Bethune-Cookman		3	0				
												300 N	Southeastern La.		3	1				
												309 A	N.C. A&T		3	0				
												309 H	N.C. A&T		3	1				
												320 N	Norfolk St.		3	0				
												322 A	N.C. Central		3	0				
												322 H	N.C. Central		3	0				
												330 A	Savannah St.		3	0				
												330 H	Savannah St.		3	0				
												333 A	South Carolina St.		3	0				
												333 H	South Carolina St.		3	0				
				LAST 10 GAMES																
				155 N	Howard		1	3	279 A	Bethune-Cookman		3	1	330 A	Savannah St.		3	0		
				209 A	UMES		3	0	158 H	North Florida		3	0	333 A	South Carolina St.		3	0		
				320 N	Norfolk St.		3	0	330 A	Savannah St.		3	0	333 H	South Carolina St.		3	0		
				309 H	N.C. A&T		3	1	333 A	South Carolina St.		3	0							
				322 H	N.C. Central		3	0	272 A	Troy		3	1							

Non-Div. I Games:

Florida A&M

Average RPI Win:	242	WON-LOST RECORD	WINNING PCT. RANK	LAST 10 GAMES	STRENGTH OF SCHEDULE	OPP. STRENGTH OF SCHEDULE	TEAM RPI	ADJ RPI	CONF. RPI	ADJ CONF. RPI				
Average RPI Loss:	174													
DIV. I ONLY	18- 15	.54545	142	4- 6	280	242	206	.46903	206	28	28			
DIV. I NON-CONF.	9- 7	.5625	144	0- 0	231	202	183	.48543	183	25	25			
<hr/>														
TOTALS	RPI 1-25	RPI 26-50		W-L RECORDS	RPI 51-100		RPI 101-150		RPI 150+					
18- 15	0- 0	0- 0		OVERALL	0- 3		2- 3		16- 9					
12- 6	0- 0	0- 0		HOME	0- 1		2- 1		10- 4					
6- 7	0- 0	0- 0		AWAY	0- 2		0- 0		6- 5					
0- 2	0- 0	0- 0		NEUTRAL	0- 0		0- 2		0- 0					
<hr/>														
9- 7	0- 0	0- 0		NON-CONFERENCE	0- 1		1- 3		8- 3					
7- 3	0- 0	0- 0		HOME	0- 0		1- 1		6- 2					
2- 2	0- 0	0- 0		AWAY	0- 1		0- 0		2- 1					
0- 2	0- 0	0- 0		NEUTRAL	0- 0		0- 2		0- 0					
<hr/>														
9- 8	0- 0	0- 0		CONFERENCE	0- 2		1- 0		8- 6					
5- 3	0- 0	0- 0		HOME	0- 1		1- 0		4- 2					
4- 5	0- 0	0- 0		AWAY	0- 1		0- 0		4- 4					
0- 0	0- 0	0- 0		NEUTRAL	0- 0		0- 0		0- 0					
<hr/>														
RPI S	Opponent	Score	RPI S	Opponent	Score	RPI S	Opponent	Score	RPI S	Opponent	Score			
						60 A	A&M-Corpus Christi	1	3	124 N	Samford	1	3	
						60 H	A&M-Corpus Christi	1	3	132 N	New Mexico	1	3	
						66 A	Rice	0	3	136 H	Sam Houston St.	3	0	
										142 H	Northern Colo.	1	3	
										145 H	Toledo	3	1	
										158 H	North Florida	3	1	
										163 A	UT Arlington	2	3	
										169 H	SFA	0	3	
										195 H	San Jose St.	3	1	
										211 A	Central Ark.	1	3	
										211 H	Central Ark.	3	1	
										215 H	Penn	3	0	
										218 H	Weber St.	0	3	
										220 A	Texas Southern	3	1	
										243 A	Abilene Christian	1	3	
										243 H	Abilene Christian	3	0	
										245 A	Houston	3	0	
										245 H	Houston	0	3	
										246 A	Incarnate Word	2	3	
										246 H	Incarnate Word	3	2	
										247 H	Northwestern St.	3	1	
										268 A	Lamar University	2	3	
										268 H	Lamar University	2	3	
										284 A	McNeese	3	2	
										285 H	Louisiana	3	2	
				286 H	La.-Monroe	3	0							
				300 A	Southeastern La.	3	2							
<hr/>														
			LAST 10 GAMES											
			211 A	Central Ark.	1	3	169 H	SFA	0	3	268 H	Lamar University	2	3
			60 H	A&M-Corpus Christi	1	3	136 H	Sam Houston St.	3	0	284 A	McNeese	3	2
			246 H	Incarnate Word	3	2	316 A	Nicholls St.	3	2	285 H	Louisiana	3	2
			243 A	Abilene Christian	1	3	284 A	McNeese	3	2	286 H	La.-Monroe	3	0
			268 A	Lamar University	2	3	246 A	Incarnate Word	2	3	300 A	Southeastern La.	3	2

Non-Div. I Games:

Houston Baptist

RPI	S	Opponent	Score	
306	H	Prairie View	3	0
316	A	Nicholls St.	3	2
324	A	New Orleans	3	0

Houston Baptist

H
o
u
s
t
o
n
B
a
p
t
i
s
t

H
o
u
s
t
o
n
B
a
p
t
i
s
t

Non-Div. I Games:

Loss, Non-Conf, S Site, H Home, A Away, N Neutral Page 216

RPI	S	Opponent	Score	
302	H	The Citadel	3	1
320	N	Norfolk St.	3	0
328	N	Delaware St.	3	0

Wofford

W
o
f
f
o
r
d

W
o
f
f
o
r
d

Average RPI Win:		251	WON-LOST RECORD		WINNING PCT. RANK		LAST 10 GAMES		STRENGTH OF SCHEDULE		OPP. STRENGTH OF SCHEDULE		TEAM RPI		ADJ RPI		CONF. RPI		ADJ CONF. RPI						
Average RPI Loss:		125																							
DIV. I ONLY			12- 18		.4 214		5- 5		177		192		209		.46724 208		22		22						
DIV. I NON-CONF.			4- 9		.30769 257		0- 0		133		164		219		.45853 219		19		19						
TOTALS		RPI 1-25		RPI 26-50		W-L RECORDS		RPI 51-100		RPI 101-150		RPI 150+													
12- 18		0- 2		0- 2		OVERALL		1- 4		0- 1		11- 9													
5- 6		0- 0		0- 0		HOME		1- 1		0- 1		4- 4													
5- 8		0- 2		0- 1		AWAY		0- 2		0- 0		5- 3													
2- 4		0- 0		0- 1		NEUTRAL		0- 1		0- 0		2- 2													
4- 9		0- 2		0- 1		NON-CONFERENCE		0- 1		0- 1		4- 4													
2- 2		0- 0		0- 0		HOME		0- 0		0- 1		2- 1													
0- 3		0- 2		0- 0		AWAY		0- 0		0- 0		0- 1													
2- 4		0- 0		0- 1		NEUTRAL		0- 1		0- 0		2- 2													
8- 9		0- 0		0- 1		CONFERENCE		1- 3		0- 0		7- 5													
3- 4		0- 0		0- 0		HOME		1- 1		0- 0		2- 3													
5- 5		0- 0		0- 1		AWAY		0- 2		0- 0		5- 2													
0- 0		0- 0		0- 0		NEUTRAL		0- 0		0- 0		0- 0													
RPI	S	Opponent		Score		RPI	S	Opponent		Score		RPI	S	Opponent		Score									
18	A	Florida St.		0	3	34	A	Coastal Caro.		0	3	55	A	Arkansas St.		0	3	109	H	Oklahoma		1	3		
25	A	SMU		0	3	39	N	Baylor		0	3	55	H	Arkansas St.		1	3	163	A	UT Arlington		0	3		
												63	N	UTSA		0	3	163	A	UT Arlington		1	3		
												82	A	Texas St.		0	3	163	H	UT Arlington		2	3		
												82	H	Texas St.		3	1	165	H	Mississippi St.		1	3		
																169	A	SFA		0	3				
																187	N	North Texas		1	3				
																198	H	South Ala.		1	3				
																205	N	Florida A&M		3	1				
																227	A	Ga. Southern		3	2				
																246	N	Incarnate Word		3	2				
																249	A	Georgia St.		3	0				
																262	H	UT Martin		3	0				
																272	H	Troy		3	1				
																276	N	Montana		2	3				
																285	A	Louisiana		3	2				
																285	H	Louisiana		2	3				
																286	A	La.-Monroe		3	2				
																286	H	La.-Monroe		3	0				
																298	A	Appalachian St.		3	0				
																314	H	Ark.-Pine Bluff		3	0				
						LAST 10 GAMES																			
						163 A UT Arlington						0	3	249 A Georgia St.						3	0				
						55 H Arkansas St.						1	3	55 A Arkansas St.						0	3				
						163 H UT Arlington						2	3	198 H South Ala.						1	3				
						82 H Texas St.						3	1	272 H Troy						3	1				
						227 A Ga. Southern						3	2	285 A Louisiana						3	2				

Non-Div. I Games:

Little Rock

Average RPI Win: 227		WON-LOST RECORD		WINNING PCT. RANK		LAST 10 GAMES		STRENGTH OF SCHEDULE		OPP. STRENGTH OF SCHEDULE		TEAM RPI		ADJ RPI		CONF. RPI		ADJ CONF. RPI	
DIV. I ONLY		13- 18		.41935 205		5- 5		208		169		211		.46624 210		15		15	
DIV. I NON-CONF.		4- 10		.28571 269		0- 0		196		177		247		.43122 247		15		15	
TOTALS		RPI 1-25		RPI 26-50		W-L RECORDS		RPI 51-100		RPI 101-150		RPI 150+							
13- 18		0- 0		0- 2		OVERALL		0- 4		1- 5		12- 7							
6- 7		0- 0		0- 1		HOME		0- 1		0- 3		6- 2							
6- 5		0- 0		0- 1		AWAY		0- 1		1- 1		5- 2							
1- 6		0- 0		0- 0		NEUTRAL		0- 2		0- 1		1- 3							
4- 10		0- 0		0- 1		NON-CONFERENCE		0- 2		0- 2		4- 5							
2- 3		0- 0		0- 1		HOME		0- 0		0- 1		2- 1							
1- 2		0- 0		0- 0		AWAY		0- 0		0- 0		1- 2							
1- 5		0- 0		0- 0		NEUTRAL		0- 2		0- 1		1- 2							
9- 8		0- 0		0- 1		CONFERENCE		0- 2		1- 3		8- 2							
4- 4		0- 0		0- 0		HOME		0- 1		0- 2		4- 1							
5- 3		0- 0		0- 1		AWAY		0- 1		1- 1		4- 0							
0- 1		0- 0		0- 0		NEUTRAL		0- 0		0- 0		0- 1							
RPI	S	Opponent		Score		RPI	S	Opponent		Score		RPI	S	Opponent		Score			
29	H	Ohio St.		0	3	51	A	Northern Ill.		0	3	107	N	Northern Ky.		1	3		
42	A	Miami (OH)		0	3	51	H	Northern Ill.		2	3	120	A	Bowling Green		3	0		
						93	N	Murray St.		2	3	121	H	Butler		0	3		
						96	N	South Dakota		1	3	134	H	Ohio		2	3		
												145	A	Toledo		2	3		
												145	H	Toledo		1	3		
												157	H	UNCG		3	2		
												184	H	Valparaiso		3	1		
												185	N	Drake		0	3		
												190	H	IUPUI		1	3		
												191	A	Western Mich.		3	1		
												191	H	Western Mich.		3	1		
												191	N	Western Mich.		0	3		
												200	H	Kent St.		2	3		
												216	N	Youngstown St.		0	3		
												219	A	Central Mich.		3	2		
												219	H	Central Mich.		3	2		
												232	A	Fort Wayne		2	3		
												251	A	Eastern Mich.		3	1		
												251	H	Eastern Mich.		3	2		
												266	A	Omaha		2	3		
												267	A	Morehead St.		3	1		
												290	H	Akron		3	0		
												298	N	Appalachian St.		3	2		
												307	A	Buffalo		3	0		
LAST 10 GAMES						LAST 10 GAMES						LAST 10 GAMES							
191	N	Western Mich.		0	3	219	A	Central Mich.		3	2	290	H	Akron		3	0		
51	H	Northern Ill.		2	3	251	A	Eastern Mich.		3	1	298	N	Appalachian St.		3	2		
191	H	Western Mich.		3	1	42	A	Miami (OH)		0	3	307	A	Buffalo		3	0		
290	H	Akron		3	0	120	A	Bowling Green		3	0								
145	A	Toledo		2	3	134	H	Ohio		2	3								

Non-Div. I Games:

Ball St.

[illegible]

Non-Div. I Games:

Central Ark.

Average RPI Win:		273	WON-LOST RECORD		WINNING PCT. RANK		LAST 10 GAMES		STRENGTH OF SCHEDULE		OPP. STRENGTH OF SCHEDULE		TEAM RPI		ADJ RPI		CONF. RPI		ADJ CONF. RPI				
DIV. I ONLY			4- 29		.12121 325		0- 10		31		44		213		.46474 212		1		1				
DIV. I NON-CONF.			4- 9		.30769 257		0- 0		82		249		191		.4785 190		1		1				
TOTALS		RPI 1-25		RPI 26-50				W-L RECORDS		RPI 51-100				RPI 101-150				RPI 150+					
4- 29		0- 9		0- 4				OVERALL		0- 7				0- 6				4- 3					
0- 13		0- 5		0- 0				HOME		0- 4				0- 2				0- 2					
1- 12		0- 4		0- 3				AWAY		0- 3				0- 2				1- 0					
3- 4		0- 0		0- 1				NEUTRAL		0- 0				0- 2				3- 1					
4- 9		0- 0		0- 2				NON-CONFERENCE		0- 1				0- 4				4- 2					
0- 3		0- 0		0- 0				HOME		0- 1				0- 1				0- 1					
1- 2		0- 0		0- 1				AWAY		0- 0				0- 1				1- 0					
3- 4		0- 0		0- 1				NEUTRAL		0- 0				0- 2				3- 1					
0- 20		0- 9		0- 2				CONFERENCE		0- 6				0- 2				0- 1					
0- 10		0- 5		0- 0				HOME		0- 3				0- 1				0- 1					
0- 10		0- 4		0- 2				AWAY		0- 3				0- 1				0- 0					
0- 0		0- 0		0- 0				NEUTRAL		0- 0				0- 0				0- 0					
RPI	S	Opponent		Score		RPI	S	Opponent		Score		RPI	S	Opponent		Score		RPI	S	Opponent		Score	
1	A	Minnesota		0	3	28	A	Purdue		0	3	56	A	Illinois		0	3	101	A	Yale		2	3
3	H	Nebraska		0	3	29	A	Ohio St.		0	3	56	H	Illinois		0	3	131	N	Albany (NY)		0	3
4	A	Wisconsin		0	3	41	N	Cleveland St.		0	3	67	A	Indiana		1	3	135	N	New Hampshire		1	3
4	H	Wisconsin		0	3	47	A	Temple		0	3	67	H	Indiana		0	3	140	H	Seton Hall		2	3
14	H	Michigan		0	3							70	A	Iowa		1	3	141	A	Maryland		0	3
15	A	Michigan St.		0	3							70	H	Iowa		0	3	141	H	Maryland		0	3
15	H	Michigan St.		0	3							77	H	Princeton		0	3	159	H	Northwestern		0	3
22	A	Penn St.		0	3													174	N	St. John's (NY)		0	3
22	H	Penn St.		0	3													182	H	Seattle U		0	3
																		228	A	Bryant		3	0
																		269	N	Rider		3	1
																		281	N	Hartford		3	0
																		315	N	Iona		3	1
LAST 10 GAMES																							
159 H Northwestern						0	3	29 A Ohio St.						0	3								
56 H Illinois						0	3	3 H Nebraska						0	3								
67 H Indiana						0	3	70 H Iowa						0	3								
70 A Iowa						1	3	4 A Wisconsin						0	3								
141 A Maryland						0	3	1 A Minnesota						0	3								

Non-Div. I Games:

Rutgers

Average RPI Win:	250	WON-LOST	WINNING	LAST 10	STRENGTH OF	OPP. STRENGTH	TEAM	ADJ	CONF.	ADJ CONF.		
Average RPI Loss:	167	RECORD	PCT. RANK	GAMES	SCHEDULE	OF SCHEDULE	RPI	RPI	RPI	RPI		
DIV. I ONLY		13- 14	.48148	187	5- 5	253	246	214	.46382	213	23	23
DIV. I NON-CONF.		6- 8	.42857	206	0- 1	230	256	230	.44721	230	23	23
<hr/>												
TOTALS	RPI 1-25	RPI 26-50		W-L RECORDS		RPI 51-100		RPI 101-150		RPI 150+		
13- 14	0- 0	0- 0		OVERALL		0- 2		2- 5		11- 7		
4- 3	0- 0	0- 0		HOME		0- 0		1- 1		3- 2		
5- 7	0- 0	0- 0		AWAY		0- 1		1- 3		4- 3		
4- 4	0- 0	0- 0		NEUTRAL		0- 1		0- 1		4- 2		
<hr/>												
6- 8	0- 0	0- 0		NON-CONFERENCE		0- 2		0- 2		6- 4		
0- 1	0- 0	0- 0		HOME		0- 0		0- 0		0- 1		
2- 3	0- 0	0- 0		AWAY		0- 1		0- 1		2- 1		
4- 4	0- 0	0- 0		NEUTRAL		0- 1		0- 1		4- 2		
<hr/>												
7- 6	0- 0	0- 0		CONFERENCE		0- 0		2- 3		5- 3		
4- 2	0- 0	0- 0		HOME		0- 0		1- 1		3- 1		
3- 4	0- 0	0- 0		AWAY		0- 0		1- 2		2- 2		
0- 0	0- 0	0- 0		NEUTRAL		0- 0		0- 0		0- 0		
<hr/>												
RPI S	Opponent	Score	RPI S	Opponent	Score	RPI S	Opponent	Score	RPI S	Opponent	Score	
						79 N	New Mexico St.	1 3	106 A	Col. of Charleston	0 3	
						94 A	Northeastern	0 3	112 N	South Carolina	0 3	
									131 A	Albany (NY)	3 0	
									131 H	Albany (NY)	1 3	
									135 A	New Hampshire	1 3	
									135 A	New Hampshire	0 3	
									135 H	New Hampshire	3 1	
									174 A	St. John's (NY)	0 3	
									196 A	UMBC	0 3	
									196 H	UMBC	1 3	
									201 H	Cornell	2 3	
									237 N	Central Conn. St.	3 0	
									250 A	Stony Brook	1 3	
									250 H	Stony Brook	3 1	
									260 A	Brown	3 1	
									261 N	La Salle	0 3	
									262 N	UT Martin	1 3	
									270 A	Siena	3 1	
									273 N	Fordham	3 1	
									274 N	Niagara	3 0	
									280 A	UMass Lowell	3 0	
									280 H	UMass Lowell	3 2	
									281 A	Hartford	3 0	
									281 H	Hartford	3 0	
									301 N	Presbyterian	3 1	
			LAST 10 GAMES									

Non-Div. I Games:

Binghamton

Average RPI Win: 243		WON-LOST RECORD		WINNING PCT. RANK		LAST 10 GAMES		STRENGTH OF SCHEDULE		OPP. STRENGTH OF SCHEDULE		TEAM RPI		ADJ RPI		CONF. RPI		ADJ CONF. RPI	
DIV. I ONLY		8- 22		.26667 275		4- 6		94		147		215		.46376 214		14		14	
DIV. I NON-CONF.		3- 12		.2 289		1- 1		110		146		237		.44146 237		16		16	
TOTALS		RPI 1-25		RPI 26-50		W-L RECORDS		RPI 51-100		RPI 101-150		RPI 150+							
8- 22		0- 2		0- 1		OVERALL		0- 7		1- 6		7- 6							
4- 7		0- 1		0- 1		HOME		0- 3		1- 2		3- 0							
2- 10		0- 0		0- 0		AWAY		0- 4		0- 2		2- 4							
2- 5		0- 1		0- 0		NEUTRAL		0- 0		0- 2		2- 2							
3- 12		0- 0		0- 1		NON-CONFERENCE		0- 3		1- 4		2- 4							
1- 3		0- 0		0- 1		HOME		0- 1		1- 1		0- 0							
0- 5		0- 0		0- 0		AWAY		0- 2		0- 1		0- 2							
2- 4		0- 0		0- 0		NEUTRAL		0- 0		0- 2		2- 2							
5- 10		0- 2		0- 0		CONFERENCE		0- 4		0- 2		5- 2							
3- 4		0- 1		0- 0		HOME		0- 2		0- 1		3- 0							
2- 5		0- 0		0- 0		AWAY		0- 2		0- 1		2- 2							
0- 1		0- 1		0- 0		NEUTRAL		0- 0		0- 0		0- 0							
RPI S	Opponent	Score		RPI S	Opponent	Score		RPI S	Opponent	Score		RPI S	Opponent	Score					
16 H	Western Ky.	0	3	32 H	Texas A&M	0	3	63 A	UTSA	2	3	102 H	Southern Miss.	0	3				
16 N	Western Ky.	0	3					63 H	UTSA	2	3	109 A	Oklahoma	0	3				
								66 A	Rice	2	3	110 H	Sacramento St.	0	3				
								66 H	Rice	1	3	111 A	Marshall	0	3				
								79 A	New Mexico St.	0	3	122 H	UTRGV	3	1				
								79 H	New Mexico St.	2	3	124 N	Samford	1	3				
								92 A	North Dakota	0	3	132 N	New Mexico	2	3				
												152 A	Texas Tech	0	3				
												163 A	UT Arlington	1	3				
												173 N	UMKC	0	3				
												179 H	Fla. Atlantic	3	1				
												187 A	North Texas	0	3				
												221 N	Oral Roberts	1	3				
												233 H	FIU	3	2				
												255 A	Louisiana Tech	1	3				
												271 N	Bradley	3	1				
												277 A	UAB	3	2				
												278 A	Middle Tenn.	3	0				
												283 H	Charlotte	3	0				
												297 N	South Dakota St.	3	1				
				LAST 10 GAMES															
				16 N	Western Ky.	0	3	122 H	UTRGV	3	1								
				79 H	New Mexico St.	2	3	278 A	Middle Tenn.	3	0								
				111 A	Marshall	0	3	255 A	Louisiana Tech	1	3								
				179 H	Fla. Atlantic	3	1	66 H	Rice	1	3								
				233 H	FIU	3	2	16 H	Western Ky.	0	3								

Non-Div. I Games:

UTEP

Average RPI Win:	242	WON-LOST RECORD	WINNING PCT. RANK	LAST 10 GAMES	STRENGTH OF SCHEDULE	OPP. STRENGTH OF SCHEDULE	TEAM RPI	ADJ RPI	CONF. RPI	ADJ CONF. RPI	
DIV. I ONLY	10- 16	.38462	228	3- 7	171	220	216	.46368	215	17	16
DIV. I NON-CONF.	5- 7	.41667	211	0- 0	181	219	212	.46513	212	21	21
<hr/>											
TOTALS	RPI 1-25	RPI 26-50		W-L RECORDS	RPI 51-100		RPI 101-150		RPI 150+		
10- 16	0- 0	0- 1		OVERALL	1- 3		0- 4		9- 8		
7- 7	0- 0	0- 1		HOME	0- 2		0- 1		7- 3		
3- 6	0- 0	0- 0		AWAY	1- 1		0- 1		2- 4		
0- 3	0- 0	0- 0		NEUTRAL	0- 0		0- 2		0- 1		
<hr/>											
5- 7	0- 0	0- 1		NON-CONFERENCE	1- 1		0- 2		4- 3		
4- 3	0- 0	0- 1		HOME	0- 1		0- 0		4- 1		
1- 1	0- 0	0- 0		AWAY	1- 0		0- 0		0- 1		
0- 3	0- 0	0- 0		NEUTRAL	0- 0		0- 2		0- 1		
<hr/>											
5- 9	0- 0	0- 0		CONFERENCE	0- 2		0- 2		5- 5		
3- 4	0- 0	0- 0		HOME	0- 1		0- 1		3- 2		
2- 5	0- 0	0- 0		AWAY	0- 1		0- 1		2- 3		
0- 0	0- 0	0- 0		NEUTRAL	0- 0		0- 0		0- 0		
<hr/>											
RPI S	Opponent	Score	RPI S	Opponent	Score	RPI S	Opponent	Score	RPI S	Opponent	Score
			47 H	Temple	0 3	72 H	Villanova	0 3	101 A	Yale	0 3
						77 A	Princeton	0 3	101 H	Yale	0 3
						77 H	Princeton	2 3	142 N	Northern Colo.	0 3
						87 A	Delaware	3 1	145 N	Toledo	2 3
									155 H	Howard	0 3
									158 N	North Florida	0 3
									166 A	Columbia	2 3
									166 H	Columbia	1 3
									201 A	Cornell	2 3
									201 H	Cornell	2 3
									202 A	Harvard	3 0
									202 H	Harvard	3 1
									206 A	Houston Baptist	0 3
									244 A	Dartmouth	3 2
									244 H	Dartmouth	3 2
									260 A	Brown	1 3
									260 H	Brown	3 0
									261 H	La Salle	3 0
									275 H	George Mason	3 1
									319 H	Bucknell	3 1
									323 H	Lafayette	3 1
<hr/>											
			LAST 10 GAMES								
			201 H	Cornell	2 3	202 A	Harvard	3 0			
			166 H	Columbia	1 3	77 A	Princeton	0 3			
			101 A	Yale	0 3	260 H	Brown	3 0			
			260 A	Brown	1 3	101 H	Yale	0 3			
			244 A	Dartmouth	3 2	166 A	Columbia	2 3			

Non-Div. I Games:

Penn

Average RPI Win: 229		WON-LOST RECORD		WINNING PCT. RANK		LAST 10 GAMES		STRENGTH OF SCHEDULE		OPP. STRENGTH OF SCHEDULE		TEAM RPI		ADJ RPI		CONF. RPI		ADJ CONF. RPI	
DIV. I ONLY		8- 22		.26667 275		1- 9		83		185		217		.46361 216		11		12	
DIV. I NON-CONF.		6- 8		.42857 206		0- 0		95		250		158		.49949 158		13		13	
TOTALS		RPI 1-25		RPI 26-50		W-L RECORDS		RPI 51-100		RPI 101-150		RPI 150+							
8- 22		0- 0		0- 3		OVERALL		0- 5		0- 7		8- 7							
0- 9		0- 0		0- 1		HOME		0- 1		0- 3		0- 4							
5- 10		0- 0		0- 2		AWAY		0- 1		0- 4		5- 3							
3- 3		0- 0		0- 0		NEUTRAL		0- 3		0- 0		3- 0							
6- 8		0- 0		0- 1		NON-CONFERENCE		0- 3		0- 1		6- 3							
0- 1		0- 0		0- 0		HOME		0- 0		0- 0		0- 1							
3- 4		0- 0		0- 1		AWAY		0- 0		0- 1		3- 2							
3- 3		0- 0		0- 0		NEUTRAL		0- 3		0- 0		3- 0							
2- 14		0- 0		0- 2		CONFERENCE		0- 2		0- 6		2- 4							
0- 8		0- 0		0- 1		HOME		0- 1		0- 3		0- 3							
2- 6		0- 0		0- 1		AWAY		0- 1		0- 3		2- 1							
0- 0		0- 0		0- 0		NEUTRAL		0- 0		0- 0		0- 0							
RPI S	Opponent	Score		RPI S	Opponent	Score		RPI S	Opponent	Score		RPI S	Opponent	Score					
				33 A	Dayton	0	3	65 N	Loyola Marymount	0	3	103 A	High Point	0	3				
				41 A	Cleveland St.	0	3	71 N	Southern Ill.	1	3	107 A	Northern Ky.	0	3				
				41 H	Cleveland St.	0	3	74 A	Green Bay	0	3	107 H	Northern Ky.	1	3				
								74 H	Green Bay	1	3	119 A	Oakland	0	3				
								93 N	Murray St.	2	3	119 H	Oakland	2	3				
												148 A	Milwaukee	0	3				
												148 H	Milwaukee	1	3				
												157 A	UNCG	3	1				
												176 H	Duquesne	2	3				
												181 A	Ill.-Chicago	3	2				
												181 H	Ill.-Chicago	0	3				
												183 A	Elon	1	3				
												184 A	Valparaiso	3	2				
												184 H	Valparaiso	1	3				
												197 A	Wright St.	0	3				
												197 H	Wright St.	0	3				
												210 N	Ball St.	3	0				
												232 A	Fort Wayne	0	3				
												240 N	Eastern Ky.	3	1				
												254 A	Robert Morris	3	1				
												290 A	Akron	3	0				
												317 N	Canisius	3	1				
LAST 10 GAMES																			
				181 A	Ill.-Chicago	3	2	197 H	Wright St.	0	3								
				107 H	Northern Ky.	1	3	74 A	Green Bay	0	3								
				41 A	Cleveland St.	0	3	148 A	Milwaukee	0	3								
				119 A	Oakland	0	3	181 H	Ill.-Chicago	0	3								
				184 H	Valparaiso	1	3	107 A	Northern Ky.	0	3								

Non-Div. I Games:

Youngstown St.

**F
u
r
m
a
n**

Furman

Average RPI Win:	256	WON-LOST RECORD	WINNING PCT. RANK	LAST 10 GAMES	STRENGTH OF SCHEDULE	OPP. STRENGTH OF SCHEDULE	TEAM RPI	ADJ RPI	CONF. RPI	ADJ CONF. RPI	
DIV. I ONLY	14- 13	.51852	159	1- 9	287	208	219	.46226	218	18	17
DIV. I NON-CONF.	9- 2	.81818	30	0- 2	320	251	170	.49194	170	17	17
<hr/>											
TOTALS	RPI 1-25	RPI 26-50		W-L RECORDS	RPI 51-100		RPI 101-150		RPI 150+		
14- 13	0- 0	0- 0		OVERALL	0- 3		1- 8		13- 2		
3- 5	0- 0	0- 0		HOME	0- 2		1- 3		2- 0		
5- 8	0- 0	0- 0		AWAY	0- 1		0- 5		5- 2		
6- 0	0- 0	0- 0		NEUTRAL	0- 0		0- 0		6- 0		
9- 2	0- 0	0- 0		NON-CONFERENCE	0- 0		0- 2		9- 0		
0- 0	0- 0	0- 0		HOME	0- 0		0- 0		0- 0		
3- 2	0- 0	0- 0		AWAY	0- 0		0- 2		3- 0		
6- 0	0- 0	0- 0		NEUTRAL	0- 0		0- 0		6- 0		
5- 11	0- 0	0- 0		CONFERENCE	0- 3		1- 6		4- 2		
3- 5	0- 0	0- 0		HOME	0- 2		1- 3		2- 0		
2- 6	0- 0	0- 0		AWAY	0- 1		0- 3		2- 2		
0- 0	0- 0	0- 0		NEUTRAL	0- 0		0- 0		0- 0		
RPI	S	Opponent	Score	RPI	S	Opponent	Score	RPI	S	Opponent	Score
						91 A Northern Ariz.	0 <div>3</div>			110 A Sacramento St.	0 <div>3</div>
						91 H Northern Ariz.	0 <div>3</div>			110 H Sacramento St.	1 <div>3</div>
						92 H North Dakota	1 <div>3</div>			127 A Utah Valley	2 <div>3</div>
										129 A Idaho St.	0 <div>3</div>
										129 H Idaho St.	0 <div>3</div>
										139 A Utah St.	0 <div>3</div>
										142 H Northern Colo.	2 <div>3</div>
										143 A Portland St.	0 <div>3</div>
										143 H Portland St.	3 1
										185 N Drake	3 1
										199 A Eastern Wash.	2 <div>3</div>
										204 H Idaho	3 1
										206 A Houston Baptist	3 0
										245 N Houston	3 1
										253 N Air Force	3 0
										259 A Montana St.	2 <div>3</div>
										276 A Montana	3 1
										285 N Louisiana	3 1
										288 A Cal St. Fullerton	3 1
										292 A Southern Utah	3 2
										292 H Southern Utah	3 0
										293 N Southeast Mo. St.	3 1
										302 N The Citadel	3 0
										318 A Western Ill.	3 1

Non-Div. I Games:

Weber St.

Average RPI Win:	241	WON-LOST RECORD	WINNING PCT. RANK	LAST 10 GAMES		STRENGTH OF SCHEDULE	OPP. STRENGTH OF SCHEDULE	TEAM RPI	ADJ RPI	CONF. RPI	ADJ CONF. RPI	
DIV. I ONLY		11- 17	.39286 221	3- 7		188	174	218	.46216 219	15	15	
DIV. I NON-CONF.		6- 6	.5 167	0- 0		160	178	164	.49716 163	15	15	
<hr/>												
TOTALS	RPI 1-25	RPI 26-50		W-L RECORDS		RPI 51-100		RPI 101-150		RPI 150+		
11- 17	0- 2	0- 1		OVERALL		0- 4		1- 3		10- 7		
3- 5	0- 0	0- 1		HOME		0- 1		1- 2		2- 1		
3- 9	0- 1	0- 0		AWAY		0- 2		0- 1		3- 5		
5- 3	0- 1	0- 0		NEUTRAL		0- 1		0- 0		5- 1		
<hr/>												
6- 6	0- 2	0- 0		NON-CONFERENCE		0- 2		0- 0		6- 2		
0- 0	0- 0	0- 0		HOME		0- 0		0- 0		0- 0		
1- 3	0- 1	0- 0		AWAY		0- 1		0- 0		1- 1		
5- 3	0- 1	0- 0		NEUTRAL		0- 1		0- 0		5- 1		
<hr/>												
5- 11	0- 0	0- 1		CONFERENCE		0- 2		1- 3		4- 5		
3- 5	0- 0	0- 1		HOME		0- 1		1- 2		2- 1		
2- 6	0- 0	0- 0		AWAY		0- 1		0- 1		2- 4		
0- 0	0- 0	0- 0		NEUTRAL		0- 0		0- 0		0- 0		
<hr/>												
RPI S	Opponent	Score	RPI S	Opponent	Score	RPI S	Opponent	Score	RPI S	Opponent	Score	
13 N	Florida	0 3	42 H	Miami (OH)	0 3	51 A	Northern Ill.	1 3	120 H	Bowling Green	0 3	
15 A	Michigan St.	0 3				51 H	Northern Ill.	0 3	134 H	Ohio	3 2	
						61 A	UCF	2 3	145 A	Toledo	0 3	
						71 N	Southern Ill.	0 3	145 H	Toledo	0 3	
									176 N	Duquesne	3 0	
									184 A	Valparaiso	3 1	
									190 A	IUPUI	0 3	
									191 A	Western Mich.	0 3	
									191 H	Western Mich.	3 2	
									200 A	Kent St.	0 3	
									210 A	Ball St.	2 3	
									210 H	Ball St.	2 3	
									211 N	Central Ark.	0 3	
									251 A	Eastern Mich.	3 2	
									251 H	Eastern Mich.	3 2	
									257 N	UNC Asheville	3 0	
									290 A	Akron	2 3	
									293 N	Southeast Mo. St.	3 1	
									297 N	South Dakota St.	3 0	
									307 A	Buffalo	3 2	
									313 N	Morgan St.	3 1	
<hr/>												
LAST 10 GAMES												
134 H Ohio						3	2	145 H Toledo				0 3
251 A Eastern Mich.						3	2	290 A Akron				2 3
51 A Northern Ill.						1	3	307 A Buffalo				3 2
191 A Western Mich.						0	3	120 H Bowling Green				0 3
210 H Ball St.						2	3	42 H Miami (OH)				0 3

Non-Div. I Games:

Central Mich.

Non-Div. I Games:	St. Thomas (TX)	3	0
--------------------------	------------------------	----------	----------

Loss, Non-Conf, S Site, H Home, A Away, N Neutral Page 230

RPI	S	Opponent	Score	
332	A	Alcorn	3	0
332	H	Alcorn	3	0
334	A	Mississippi Val.	3	0
334	H	Mississippi Val.	3	0

Texas Southern

T
e
x
a
s
S
o
u
t
h
e
r
n

T
e
x
a
s
S
o
u
t
h
e
r
n

Average RPI Win:	245	WON-LOST	WINNING	LAST 10	STRENGTH OF	OPP. STRENGTH	TEAM	ADJ	CONF.	ADJ CONF.	
Average RPI Loss:	165	RECORD	PCT. RANK	GAMES	SCHEDULE	OF SCHEDULE	RPI	RPI	RPI	RPI	
DIV. I ONLY	17- 15	.53125	154	5- 5	297	234	222	.45948	221	25	25
DIV. I NON-CONF.	8- 6	.57143	132	0- 0	286	207	214	.46379	214	22	22
<hr/>											
TOTALS	RPI 1-25	RPI 26-50		W-L RECORDS		RPI 51-100		RPI 101-150		RPI 150+	
17- 15	0- 0	0- 0		OVERALL		0- 3		1- 3		16- 9	
6- 3	0- 0	0- 0		HOME		0- 1		1- 0		5- 2	
4- 9	0- 0	0- 0		AWAY		0- 2		0- 3		4- 4	
7- 3	0- 0	0- 0		NEUTRAL		0- 0		0- 0		7- 3	
<hr/>											
8- 6	0- 0	0- 0		NON-CONFERENCE		0- 1		0- 1		8- 4	
1- 0	0- 0	0- 0		HOME		0- 0		0- 0		1- 0	
1- 3	0- 0	0- 0		AWAY		0- 1		0- 1		1- 1	
6- 3	0- 0	0- 0		NEUTRAL		0- 0		0- 0		6- 3	
<hr/>											
9- 9	0- 0	0- 0		CONFERENCE		0- 2		1- 2		8- 5	
5- 3	0- 0	0- 0		HOME		0- 1		1- 0		4- 2	
3- 6	0- 0	0- 0		AWAY		0- 1		0- 2		3- 3	
1- 0	0- 0	0- 0		NEUTRAL		0- 0		0- 0		1- 0	
<hr/>											
RPI S	Opponent	Score	RPI S	Opponent	Score	RPI S	Opponent	Score	RPI S	Opponent	Score
						75 A	Tulsa	1 3	108 A	Denver	0 3
						96 A	South Dakota	0 3	108 A	Denver	0 3
						96 H	South Dakota	0 3	108 H	Denver	3 2
									109 A	Oklahoma	0 3
									152 A	Texas Tech	1 3
									154 H	Arkansas	3 0
									169 N	SFA	2 3
									173 N	UMKC	0 3
									190 A	IUPUI	1 3
									190 H	IUPUI	3 0
									203 A	North Dakota St.	1 3
									203 H	North Dakota St.	1 3
									211 A	Central Ark.	3 1
									214 N	UTEP	3 1
									232 A	Fort Wayne	3 0
									232 H	Fort Wayne	3 0
									232 N	Fort Wayne	3 0
									243 N	Abilene Christian	3 0
									246 N	Incarnate Word	3 0
									247 N	Northwestern St.	3 2
									255 N	Louisiana Tech	1 3
									266 A	Omaha	2 3
									266 H	Omaha	2 3
									286 N	La.-Monroe	3 0
									297 A	South Dakota St.	3 2
297 H	South Dakota St.	3 0									
			318 A	Western Ill.	3 0						

Non-Div. I Games:

Oral Roberts

RPI	S	Opponent	Score	
318	H	Western Ill.	3	0
332	N	Alcorn	3	0

Oral Roberts

O
r
a
l
R
o
b
e
r
t
s

O
r
a
l
R
o
b
e
r
t
s

Average RPI Win: 252		WON-LOST RECORD		WINNING PCT. RANK		LAST 10 GAMES		STRENGTH OF SCHEDULE		OPP. STRENGTH OF SCHEDULE		TEAM RPI		ADJ RPI		CONF. RPI		ADJ CONF. RPI	
DIV. I ONLY		13- 19		.40625 212		3- 6		196		231		220		.45923 222		16		18	
DIV. I NON-CONF.		7- 9		.4375 204		0- 0		234		276		231		.44718 231		18		18	
TOTALS		RPI 1-25		RPI 26-50		W-L RECORDS		RPI 51-100		RPI 101-150		RPI 150+							
13- 19		0- 0		0- 0		OVERALL		0- 8		0- 3		13- 8							
5- 5		0- 0		0- 0		HOME		0- 2		0- 1		5- 2							
4- 9		0- 0		0- 0		AWAY		0- 4		0- 1		4- 4							
4- 5		0- 0		0- 0		NEUTRAL		0- 2		0- 1		4- 2							
7- 9		0- 0		0- 0		NON-CONFERENCE		0- 3		0- 1		7- 5							
2- 1		0- 0		0- 0		HOME		0- 0		0- 0		2- 1							
2- 3		0- 0		0- 0		AWAY		0- 1		0- 0		2- 2							
3- 5		0- 0		0- 0		NEUTRAL		0- 2		0- 1		3- 2							
6- 10		0- 0		0- 0		CONFERENCE		0- 5		0- 2		6- 3							
3- 4		0- 0		0- 0		HOME		0- 2		0- 1		3- 1							
2- 6		0- 0		0- 0		AWAY		0- 3		0- 1		2- 2							
1- 0		0- 0		0- 0		NEUTRAL		0- 0		0- 0		1- 0							
RPI S	Opponent	Score		RPI S	Opponent	Score		RPI S	Opponent	Score		RPI S	Opponent	Score					
								53 A Lipscomb	1	3		115 A Kennesaw St.	0	3					
								53 A Lipscomb	0	3		115 H Kennesaw St.	2	3					
								53 H Lipscomb	2	3		137 N Austin Peay	2	3					
								58 A FGCU	0	3		158 A North Florida	3	0					
								58 H FGCU	2	3		158 H North Florida	0	3					
								73 N Towson	2	3		158 N North Florida	3	1					
								99 A ETSU	0	3		170 A Liberty	0	3					
								99 N ETSU	1	3		170 N Liberty	3	2					
												194 A Mercer	1	3					
												207 A Wofford	3	2					
												217 N Furman	0	3					
												224 A Jacksonville	1	3					
												224 H Jacksonville	3	0					
												239 A Davidson	3	1					
												272 N Troy	2	3					
												283 H Charlotte	3	2					
												287 H Gardner-Webb	2	3					
												296 A Stetson	3	2					
												296 H Stetson	3	0					
												301 H Presbyterian	3	2					
												304 A NJIT	1	3					
												304 H NJIT	3	2					
												311 N Hampton	3	0					
												327 N Fairleigh Dickinson	3	1					
LAST 10 GAMES																			
								53 A Lipscomb	0	3		224 A Jacksonville	1	3					
								158 N North Florida	3	1		115 H Kennesaw St.	2	3					
								296 H Stetson	3	0		53 H Lipscomb	2	3					
								58 H FGCU	2	3		304 A NJIT	1	3					
								158 A North Florida	3	0		53 A Lipscomb	1	3					

Non-Div. I Games: Limestone 3 0

USC Upstate

Average RPI Win: 209		WON-LOST	WINNING	LAST 10	STRENGTH OF		OPP. STRENGTH	TEAM	ADJ	CONF.	ADJ CONF.
Average RPI Loss: 87		RECORD	PCT. RANK	GAMES	SCHEDULE		OF SCHEDULE	RPI	RPI	RPI	RPI
DIV. I ONLY		7- 23	.23333	291	2- 8		109	60	225	.45794	223
DIV. I NON-CONF.		1- 9	.1	309	0- 0		106	59	253	.42758	251
TOTALS		RPI 1-25	RPI 26-50		W-L RECORDS		RPI 51-100		RPI 101-150		RPI 150+
7- 23		0- 4	0- 4		OVERALL		0- 6		1- 4		6- 5
4- 11		0- 2	0- 1		HOME		0- 4		0- 2		4- 2
3- 8		0- 2	0- 2		AWAY		0- 2		1- 0		2- 2
0- 4		0- 0	0- 1		NEUTRAL		0- 0		0- 2		0- 1
1- 9		0- 1	0- 2		NON-CONFERENCE		0- 1		0- 3		1- 2
1- 4		0- 1	0- 0		HOME		0- 1		0- 1		1- 1
0- 1		0- 0	0- 1		AWAY		0- 0		0- 0		0- 0
0- 4		0- 0	0- 1		NEUTRAL		0- 0		0- 2		0- 1
6- 14		0- 3	0- 2		CONFERENCE		0- 5		1- 1		5- 3
3- 7		0- 1	0- 1		HOME		0- 3		0- 1		3- 1
3- 7		0- 2	0- 1		AWAY		0- 2		1- 0		2- 2
0- 0		0- 0	0- 0		NEUTRAL		0- 0		0- 0		0- 0
RPI S	Opponent	Score	RPI S	Opponent	Score	RPI S	Opponent	Score	RPI S	Opponent	Score
9 A	North Carolina	0 3	36 H	Pittsburgh	1 3	57 H	Hofstra	0 3	104 A	Miami (FL)	3 1
18 A	Florida St.	0 3	37 N	Iowa St.	0 3	62 H	Duke	1 3	104 H	Miami (FL)	1 3
18 H	Florida St.	1 3	45 A	UNI	0 3	64 A	North Carolina St.	2 3	123 N	Oregon St.	0 3
22 H	Penn St.	0 3	49 A	Georgia Tech	0 3	64 H	North Carolina St.	0 3	125 H	UConn	1 3
						68 A	Notre Dame	1 3	130 N	Illinois St.	0 3
						68 H	Notre Dame	0 3	156 A	Louisville	1 3
									156 H	Louisville	3 2
									159 N	Northwestern	2 3
									168 H	Virginia Tech	1 3
									172 H	Colgate	1 3
									226 A	Clemson	3 1
									234 H	Wake Forest	3 2
									236 A	Boston College	1 3
									236 H	Boston College	3 1
									238 A	Virginia	3 1
									270 H	Siena	3 1
LAST 10 GAMES											
			68 A	Notre Dame	1 3	104 H	Miami (FL)	1 3			
			156 A	Louisville	1 3	238 A	Virginia	3 1			
			168 H	Virginia Tech	1 3	236 A	Boston College	1 3			
			36 H	Pittsburgh	1 3	62 H	Duke	1 3			
			18 H	Florida St.	1 3	234 H	Wake Forest	3 2			

Non-Div. I Games:

Syracuse

Average RPI Win: 276		WON-LOST RECORD		WINNING PCT. RANK		LAST 10 GAMES		STRENGTH OF SCHEDULE		OPP. STRENGTH OF SCHEDULE		TEAM RPI		ADJ RPI		CONF. RPI		ADJ CONF. RPI	
DIV. I ONLY		9- 19		.32143 257		5- 5		138		206		223		.45748 224		16		18	
DIV. I NON-CONF.		4- 9		.30769 257		1- 0		153		206		227		.44761 228		18		18	
TOTALS		RPI 1-25		RPI 26-50		W-L RECORDS		RPI 51-100		RPI 101-150		RPI 150+							
9- 19		0- 1		0- 1		OVERALL		0- 5		0- 5		9- 7							
4- 6		0- 0		0- 0		HOME		0- 2		0- 1		4- 3							
3- 8		0- 1		0- 0		AWAY		0- 2		0- 3		3- 2							
2- 5		0- 0		0- 1		NEUTRAL		0- 1		0- 1		2- 2							
4- 9		0- 1		0- 1		NON-CONFERENCE		0- 0		0- 3		4- 4							
1- 2		0- 0		0- 0		HOME		0- 0		0- 0		1- 2							
1- 3		0- 1		0- 0		AWAY		0- 0		0- 2		1- 0							
2- 4		0- 0		0- 1		NEUTRAL		0- 0		0- 1		2- 2							
5- 10		0- 0		0- 0		CONFERENCE		0- 5		0- 2		5- 3							
3- 4		0- 0		0- 0		HOME		0- 2		0- 1		3- 1							
2- 5		0- 0		0- 0		AWAY		0- 2		0- 1		2- 2							
0- 1		0- 0		0- 0		NEUTRAL		0- 1		0- 0		0- 0							
RPI S	Opponent	Score		RPI S	Opponent	Score		RPI S	Opponent	Score		RPI S	Opponent	Score					
13 A	Florida	0 3		42 N	Miami (OH)	0 3		53 A	Lipscomb	0 3		104 A	UNCW	1 3					
								53 H	Lipscomb	0 3		111 N	Marshall	0 3					
								58 A	FGCU	0 3		115 A	Kennesaw St.	0 3					
								58 H	FGCU	0 3		115 H	Kennesaw St.	2 3					
								58 N	FGCU	1 3		116 A	Auburn	0 3					
												158 A	North Florida	1 3					
												158 H	North Florida	2 3					
												171 N	Memphis	0 3					
												181 H	Ill.-Chicago	0 3					
												205 N	Florida A&M	0 3					
												222 A	USC Upstate	0 3					
												222 H	USC Upstate	3 1					
												239 N	Davidson	3 1					
												242 N	Winthrop	3 1					
												279 A	Bethune-Cookman	3 1					
												283 H	Charlotte	1 3					
												296 A	Stetson	3 1					
												296 H	Stetson	3 2					
												301 H	Presbyterian	3 0					
												304 A	NJIT	3 1					
												304 H	NJIT	3 0					
LAST 10 GAMES																			
58 N	FGCU	1 3		58 H	FGCU	0 3													
115 A	Kennesaw St.	0 3		296 H	Stetson	3 2													
53 A	Lipscomb	0 3		158 A	North Florida	1 3													
304 H	NJIT	3 0		279 A	Bethune-Cookman	3 1													
222 H	USC Upstate	3 1		296 A	Stetson	3 1													

Non-Div. I Games:

Jacksonville

M
a
r
i
s
t

Marist

Average RPI Win: 171		WON-LOST RECORD		WINNING PCT. RANK		LAST 10 GAMES		STRENGTH OF SCHEDULE		OPP. STRENGTH OF SCHEDULE		TEAM RPI		ADJ RPI		CONF. RPI		ADJ CONF. RPI					
DIV. I ONLY		6- 26		.1875 308		0- 10		68		106		227		.45543 226		10		9					
DIV. I NON-CONF.		5- 7		.41667 211		0- 0		54		198		126		.52253 126		6		6					
TOTALS		RPI 1-25		RPI 26-50		W-L RECORDS		RPI 51-100		RPI 101-150		RPI 150+											
6- 26		0- 4		0- 4		OVERALL		1- 6		2- 2		3- 10											
4- 12		0- 1		0- 2		HOME		1- 4		1- 0		2- 5											
0- 12		0- 3		0- 2		AWAY		0- 2		0- 2		0- 3											
2- 2		0- 0		0- 0		NEUTRAL		0- 0		1- 0		1- 2											
5- 7		0- 1		0- 0		NON-CONFERENCE		1- 2		2- 1		2- 3											
3- 3		0- 0		0- 0		HOME		1- 2		1- 0		1- 1											
0- 2		0- 1		0- 0		AWAY		0- 0		0- 1		0- 0											
2- 2		0- 0		0- 0		NEUTRAL		0- 0		1- 0		1- 2											
1- 19		0- 3		0- 4		CONFERENCE		0- 4		0- 1		1- 7											
1- 9		0- 1		0- 2		HOME		0- 2		0- 0		1- 4											
0- 10		0- 2		0- 2		AWAY		0- 2		0- 1		0- 3											
0- 0		0- 0		0- 0		NEUTRAL		0- 0		0- 0		0- 0											
RPI	S	Opponent		Score		RPI	S	Opponent		Score		RPI	S	Opponent		Score							
9	A	North Carolina		0	3	36	A	Pittsburgh		0	3	62	A	Duke		0	3	103	H	High Point	3	1	
9	H	North Carolina		1	3	36	H	Pittsburgh		0	3	64	A	North Carolina St.		0	3	104	A	Miami (FL)	1	3	
18	A	Florida St.		1	3	49	A	Georgia Tech		0	3	64	H	North Carolina St.		0	3	112	A	South Carolina	1	3	
22	A	Penn St.		0	3	49	H	Georgia Tech		0	3	68	H	Notre Dame		0	3	138	N	Rhode Island	3	0	
												90	H	Tulane		0	3	155	N	Howard	1	3	
												92	H	North Dakota		1	3	156	H	Louisville	0	3	
												99	H	ETSU		3	2	168	A	Virginia Tech	0	3	
																		168	H	Virginia Tech	1	3	
																		207	H	Wofford	3	2	
																		217	N	Furman	2	3	
																		223	H	Syracuse	1	3	
																		229	H	William & Mary	2	3	
																		234	A	Wake Forest	2	3	
																		236	H	Boston College	3	2	
																		238	A	Virginia	0	3	
																		238	H	Virginia	1	3	
																		242	N	Winthrop	3	2	
						LAST 10 GAMES																	
						104	A	Miami (FL)		1	3	9	A	North Carolina		0	3						
						18	A	Florida St.		1	3	168	H	Virginia Tech		1	3						
						156	H	Louisville		0	3	36	H	Pittsburgh		0	3						
						68	H	Notre Dame		0	3	238	H	Virginia		1	3						
						64	A	North Carolina St.		0	3	49	A	Georgia Tech		0	3						

Non-Div. I Games:

Clemson

Average RPI Win: 280		WON-LOST RECORD		WINNING PCT. RANK		LAST 10 GAMES		STRENGTH OF SCHEDULE		OPP. STRENGTH OF SCHEDULE		TEAM RPI		ADJ RPI		CONF. RPI		ADJ CONF. RPI	
Average RPI Loss: 124																			
DIV. I ONLY		15- 18		.45455 195		4- 6		256		232		226		.45526 227		22		22	
DIV. I NON-CONF.		8- 8		.5 167		1- 0		253		261		222		.45499 221		19		19	
TOTALS		RPI 1-25		RPI 26-50		W-L RECORDS		RPI 51-100		RPI 101-150		RPI 150+							
15- 18		0- 2		0- 3		OVERALL		0- 4		0- 2		15- 7							
9- 7		0- 0		0- 1		HOME		0- 2		0- 1		9- 3							
5- 7		0- 1		0- 1		AWAY		0- 1		0- 0		5- 4							
1- 4		0- 1		0- 1		NEUTRAL		0- 1		0- 1		1- 0							
8- 8		0- 2		0- 0		NON-CONFERENCE		0- 2		0- 2		8- 2							
6- 2		0- 0		0- 0		HOME		0- 0		0- 1		6- 1							
1- 3		0- 1		0- 0		AWAY		0- 1		0- 0		1- 1							
1- 3		0- 1		0- 0		NEUTRAL		0- 1		0- 1		1- 0							
7- 10		0- 0		0- 3		CONFERENCE		0- 2		0- 0		7- 5							
3- 5		0- 0		0- 1		HOME		0- 2		0- 0		3- 2							
4- 4		0- 0		0- 1		AWAY		0- 0		0- 0		4- 3							
0- 1		0- 0		0- 1		NEUTRAL		0- 0		0- 0		0- 0							
RPI S	Opponent	Score		RPI S	Opponent	Score		RPI S	Opponent	Score		RPI S	Opponent	Score					
9 N	North Carolina	0	3	34 A	Coastal Caro.	0	3	54 A	Alabama	0	3	112 H	South Carolina	2	3				
22 A	Penn St.	0	3	34 H	Coastal Caro.	0	3	55 H	Arkansas St.	0	3	149 N	West Virginia	0	3				
				34 N	Coastal Caro.	0	3	82 H	Texas St.	0	3	158 H	North Florida	1	3				
								99 N	ETSU	0	3	163 H	UT Arlington	1	3				
												198 A	South Ala.	0	3				
												198 H	South Ala.	3	2				
												208 H	Little Rock	2	3				
												234 H	Wake Forest	3	1				
												242 A	Winthrop	2	3				
												249 A	Georgia St.	3	1				
												249 H	Georgia St.	3	1				
												272 A	Troy	3	2				
												272 H	Troy	3	0				
												282 H	Charleston So.	3	1				
												285 A	Louisiana	3	2				
												286 A	La.-Monroe	0	3				
												291 H	Jacksonville St.	3	0				
												298 A	Appalachian St.	0	3				
												298 A	Appalachian St.	3	2				
												301 N	Presbyterian	3	1				
												302 H	The Citadel	3	2				
												307 H	Buffalo	3	2				
												330 A	Savannah St.	3	1				
												330 H	Savannah St.	3	1				
				LAST 10 GAMES															
				34 N	Coastal Caro.	0	3	34 A	Coastal Caro.	0	3	330 A	Savannah St.	3	1				
				249 H	Georgia St.	3	1	34 H	Coastal Caro.	0	3								
				249 A	Georgia St.	3	1	208 H	Little Rock	2	3								
				298 A	Appalachian St.	3	2	55 H	Arkansas St.	0	3								
				298 A	Appalachian St.	0	3	330 A	Savannah St.	3	1								

Non-Div. I Games:

Ga. Southern

B
r
y
a
n
t

Bryant

RPI	S	Opponent	Score	
308	H	St. Francis Brooklyn	3	0
311	N	Hampton	3	0
321	A	Saint Francis (PA)	3	1
321	H	Saint Francis (PA)	3	1
327	A	Fairleigh Dickinson	3	1
327	H	Fairleigh Dickinson	3	0

Bryant

B
r
y
a
n
t

B
r
y
a
n
t

Average RPI Win:	230	WON-LOST	WINNING	LAST 10	STRENGTH OF	OPP. STRENGTH	TEAM	ADJ	CONF.	ADJ CONF.		
Average RPI Loss:	118	RECORD	PCT. RANK	GAMES	SCHEDULE	OF SCHEDULE	RPI	RPI	RPI	RPI		
DIV. I ONLY		8- 21	.27586	272	0- 10	132	151	229	.45306	229	8	8
DIV. I NON-CONF.		6- 7	.46154	192	0- 0	267	269	240	.43903	240	12	12
<hr/>												
TOTALS	RPI 1-25	RPI 26-50		W-L RECORDS		RPI 51-100		RPI 101-150		RPI 150+		
8- 21	0- 0	0- 2		OVERALL		0- 8		2- 5		6- 6		
5- 7	0- 0	0- 1		HOME		0- 4		2- 1		3- 1		
1- 10	0- 0	0- 1		AWAY		0- 4		0- 3		1- 2		
2- 4	0- 0	0- 0		NEUTRAL		0- 0		0- 1		2- 3		
6- 7	0- 0	0- 0		NON-CONFERENCE		0- 0		0- 3		6- 4		
3- 1	0- 0	0- 0		HOME		0- 0		0- 1		3- 0		
1- 2	0- 0	0- 0		AWAY		0- 0		0- 1		1- 1		
2- 4	0- 0	0- 0		NEUTRAL		0- 0		0- 1		2- 3		
2- 14	0- 0	0- 2		CONFERENCE		0- 8		2- 2		0- 2		
2- 6	0- 0	0- 1		HOME		0- 4		2- 0		0- 1		
0- 8	0- 0	0- 1		AWAY		0- 4		0- 2		0- 1		
0- 0	0- 0	0- 0		NEUTRAL		0- 0		0- 0		0- 0		
RPI	S	Opponent	Score	RPI	S	Opponent	Score	RPI	S	Opponent	Score	
				50	A	James Madison	0 3	103	N	High Point	2 3	
				50	H	James Madison	1 3	104	A	UNCW	0 3	
								73	A	Towson	0 3	
								73	H	Towson	0 3	
								87	A	Delaware	0 3	
								87	H	Delaware	2 3	
								94	A	Northeastern	0 3	
								94	H	Northeastern	2 3	
								178	A	Belmont	0 3	
								183	A	Elon	0 3	
								183	H	Elon	0 3	
								194	N	Mercer	1 3	
								207	N	Wofford	2 3	
								226	A	Clemson	3 2	
								239	N	Davidson	3 2	
								249	N	Georgia St.	0 3	
								263	H	Western Caro.	3 0	
								283	H	Charlotte	3 1	
								287	N	Gardner-Webb	3 0	
								329	H	Coppin St.	3 0	
<hr/>												
LAST 10 GAMES												
				87	H	Delaware	2 3	183	H	Elon	0 3	
				73	H	Towson	0 3	94	H	Northeastern	2 3	
				106	A	Col. of Charleston	0 3	57	H	Hofstra	0 3	
				104	A	UNCW	0 3	73	A	Towson	0 3	
				50	H	James Madison	1 3	87	A	Delaware	0 3	

Non-Div. I Games:

William & Mary

Average RPI Win: 248		WON-LOST	WINNING	LAST 10	STRENGTH OF		OPP. STRENGTH	TEAM	ADJ	CONF.	ADJ CONF.
Average RPI Loss: 143		RECORD	PCT. RANK	GAMES	SCHEDULE		OF SCHEDULE	RPI	RPI	RPI	RPI
DIV. I ONLY		11- 18	.37931	230	5- 5		216	205	232	.45193	230
DIV. I NON-CONF.		7- 8	.46667	189	1- 1		201	179	195	.47563	194
TOTALS		RPI 1-25	RPI 26-50		W-L RECORDS		RPI 51-100		RPI 101-150		RPI 150+
11- 18	0- 0	0- 3		OVERALL		0- 4		1- 4		10- 7	
4- 7	0- 0	0- 1		HOME		0- 2		0- 2		4- 2	
3- 9	0- 0	0- 2		AWAY		0- 1		1- 2		2- 4	
4- 2	0- 0	0- 0		NEUTRAL		0- 1		0- 0		4- 1	
7- 8	0- 0	0- 2		NON-CONFERENCE		0- 3		1- 0		6- 3	
1- 3	0- 0	0- 1		HOME		0- 2		0- 0		1- 0	
2- 3	0- 0	0- 1		AWAY		0- 0		1- 0		1- 2	
4- 2	0- 0	0- 0		NEUTRAL		0- 1		0- 0		4- 1	
4- 10	0- 0	0- 1		CONFERENCE		0- 1		0- 4		4- 4	
3- 4	0- 0	0- 0		HOME		0- 0		0- 2		3- 2	
1- 6	0- 0	0- 1		AWAY		0- 1		0- 2		1- 2	
0- 0	0- 0	0- 0		NEUTRAL		0- 0		0- 0		0- 0	
RPI S	Opponent	Score	RPI S	Opponent	Score	RPI S	Opponent	Score	RPI S	Opponent	Score
			33 A	Dayton	1 3	51 H	Northern Ill.	1 3	138 A	Rhode Island	1 3
			38 A	Washington St.	0 3	73 N	Towson	0 3	138 H	Rhode Island	0 3
			50 H	James Madison	1 3	81 A	Saint Louis	0 3	140 A	Seton Hall	3 1
						86 H	Tennessee	0 3	147 A	VCU	0 3
									147 H	VCU	1 3
									159 N	Northwestern	0 3
									176 H	Duquesne	2 3
									196 H	UMBC	3 2
									204 N	Idaho	3 0
									209 N	UMES	3 0
									238 A	Virginia	0 3
									239 A	Davidson	2 3
									239 H	Davidson	3 0
									241 A	Lehigh	2 3
									261 H	La Salle	3 0
									273 A	Fordham	1 3
									273 H	Fordham	0 3
									275 A	George Mason	3 2
									275 H	George Mason	3 2
									303 A	Loyola Maryland	3 1
									307 N	Buffalo	3 2
									317 N	Canisius	3 0
LAST 10 GAMES											
			275 H	George Mason	3 2	196 H	UMBC	3 2			
			273 A	Fordham	1 3	239 H	Davidson	3 0			
			138 A	Rhode Island	1 3	147 H	VCU	1 3			
			176 H	Duquesne	2 3	275 A	George Mason	3 2			
			261 H	La Salle	3 0	241 A	Lehigh	2 3			

Non-Div. I Games:

George Washington

Average RPI Win:	236	WON-LOST RECORD	WINNING PCT. RANK	LAST 10 GAMES		STRENGTH OF SCHEDULE	OPP. STRENGTH OF SCHEDULE	TEAM RPI	ADJ RPI	CONF. RPI	ADJ CONF. RPI
DIV. I ONLY		10- 20	.33333 250	2- 8		187	143	235	.45111 231	13	13
DIV. I NON-CONF.		6- 6	.5 167	0- 0		238	231	211	.46605 211	11	11
TOTALS	RPI 1-25	RPI 26-50		W-L RECORDS		RPI 51-100		RPI 101-150		RPI 150+	
10- 20	0- 0	0- 6		OVERALL		0- 2		2- 5		8- 7	
3- 8	0- 0	0- 3		HOME		0- 1		0- 1		3- 3	
3- 10	0- 0	0- 3		AWAY		0- 1		1- 3		2- 3	
4- 2	0- 0	0- 0		NEUTRAL		0- 0		1- 1		3- 1	
6- 6	0- 0	0- 0		NON-CONFERENCE		0- 0		2- 3		4- 3	
1- 1	0- 0	0- 0		HOME		0- 0		0- 0		1- 1	
1- 3	0- 0	0- 0		AWAY		0- 0		1- 2		0- 1	
4- 2	0- 0	0- 0		NEUTRAL		0- 0		1- 1		3- 1	
4- 14	0- 0	0- 6		CONFERENCE		0- 2		0- 2		4- 4	
2- 7	0- 0	0- 3		HOME		0- 1		0- 1		2- 2	
2- 7	0- 0	0- 3		AWAY		0- 1		0- 1		2- 2	
0- 0	0- 0	0- 0		NEUTRAL		0- 0		0- 0		0- 0	
RPI S	Opponent	Score	RPI S	Opponent	Score	RPI S	Opponent	Score	RPI S	Opponent	Score
			35 A Wichita St.	0 3	71 A Southern Ill.	0 3	104 N UNCW	0 3			
			35 H Wichita St.	1 3	71 H Southern Ill.	1 3	111 N Marshall	3 2			
			45 A UNI	1 3			121 A Butler	1 3			
			45 H UNI	0 3			124 A Samford	3 0			
			46 A Missouri St.	0 3			130 A Illinois St.	0 3			
			46 H Missouri St.	0 3			130 H Illinois St.	0 3			
							149 A West Virginia	2 3			
							162 A Loyola Chicago	3 1			
							162 H Loyola Chicago	2 3			
							185 A Drake	0 3			
							185 H Drake	1 3			
							187 A North Texas	0 3			
							191 H Western Mich.	2 3			
							198 N South Ala.	2 3			
							256 A Evansville	3 2			
							256 H Evansville	3 0			
							267 N Morehead St.	3 0			
							271 A Bradley	1 3			
							271 H Bradley	3 1			
							285 N Louisiana	3 2			
							310 H Eastern Ill.	3 1			
							316 N Nicholls St.	3 0			
			LAST 10 GAMES								
			45 H UNI	0 3	256 H Evansville	3 0					
			185 H Drake	1 3	185 A Drake	0 3					
			35 A Wichita St.	0 3	130 H Illinois St.	0 3					
			46 A Missouri St.	0 3	271 A Bradley	1 3					
			71 H Southern Ill.	1 3	162 A Loyola Chicago	3 1					

Non-Div. I Games:

Indiana St.

Average RPI Win: 235		WON-LOST	WINNING	LAST 10	STRENGTH OF		OPP. STRENGTH	TEAM	ADJ	CONF.	ADJ CONF.
Average RPI Loss: 161		RECORD	PCT. RANK	GAMES	SCHEDULE		OF SCHEDULE	RPI	RPI	RPI	RPI
DIV. I ONLY		13- 18	.41935	205	4- 6		242	230	231	.45067	232
DIV. I NON-CONF.		4- 10	.28571	269	0- 1		171	176	238	.44108	238
TOTALS		RPI 1-25	RPI 26-50		W-L RECORDS		RPI 51-100		RPI 101-150		RPI 150+
13- 18	0- 0	0- 0		OVERALL		1- 4		1- 5		11- 9	
9- 4	0- 0	0- 0		HOME		1- 1		1- 0		7- 3	
3- 10	0- 0	0- 0		AWAY		0- 2		0- 3		3- 5	
1- 4	0- 0	0- 0		NEUTRAL		0- 1		0- 2		1- 1	
4- 10	0- 0	0- 0		NON-CONFERENCE		0- 3		0- 4		4- 3	
3- 2	0- 0	0- 0		HOME		0- 1		0- 0		3- 1	
0- 5	0- 0	0- 0		AWAY		0- 1		0- 2		0- 2	
1- 3	0- 0	0- 0		NEUTRAL		0- 1		0- 2		1- 0	
9- 8	0- 0	0- 0		CONFERENCE		1- 1		1- 1		7- 6	
6- 2	0- 0	0- 0		HOME		1- 0		1- 0		4- 2	
3- 5	0- 0	0- 0		AWAY		0- 1		0- 1		3- 3	
0- 1	0- 0	0- 0		NEUTRAL		0- 0		0- 0		0- 1	
RPI S	Opponent	Score	RPI S	Opponent	Score	RPI S	Opponent	Score	RPI S	Opponent	Score
						57 A	Hofstra	2 3	107 N	Northern Ky.	0 3
						88 N	American	1 3	108 A	Denver	1 3
						93 H	Murray St.	1 3	108 H	Denver	3 0
						96 A	South Dakota	2 3	111 N	Marshall	0 3
						96 H	South Dakota	3 0	120 A	Bowling Green	0 3
									145 A	Toledo	1 3
									184 H	Valparaiso	1 3
									190 A	IUPUI	2 3
									190 H	IUPUI	3 0
									191 A	Western Mich.	2 3
									203 A	North Dakota St.	3 2
									203 H	North Dakota St.	2 3
									210 H	Ball St.	3 2
									216 H	Youngstown St.	3 0
									221 A	Oral Roberts	0 3
									221 H	Oral Roberts	0 3
									221 N	Oral Roberts	0 3
									250 A	Stony Brook	2 3
									251 H	Eastern Mich.	3 0
									266 A	Omaha	3 2
									266 H	Omaha	3 1
									297 A	South Dakota St.	1 3
									297 H	South Dakota St.	3 1
									318 A	Western Ill.	3 0
									318 H	Western Ill.	3 0
									321 N	Saint Francis (PA)	3 1
LAST 10 GAMES											
			221 N	Oral Roberts	0 3	297 A	South Dakota St.	1 3			
			221 A	Oral Roberts	0 3	108 A	Denver	1 3			
			96 H	South Dakota	3 0	184 H	Valparaiso	1 3			
			203 H	North Dakota St.	2 3	266 H	Omaha	3 1			
			190 H	IUPUI	3 0	318 H	Western Ill.	3 0			

Non-Div. I Games:

Fort Wayne

Average RPI Win: 263		WON-LOST RECORD		WINNING PCT. RANK		LAST 10 GAMES		STRENGTH OF SCHEDULE		OPP. STRENGTH OF SCHEDULE		TEAM RPI		ADJ RPI		CONF. RPI		ADJ CONF. RPI	
DIV. I ONLY		9- 19		.32143 257		2- 8		164		217		234		.44987 233		14		14	
DIV. I NON-CONF.		6- 8		.42857 206		0- 0		174		243		206		.46977 206		16		16	
TOTALS		RPI 1-25		RPI 26-50		W-L RECORDS		RPI 51-100		RPI 101-150		RPI 150+							
9- 19		0- 1		0- 1		OVERALL		0- 4		0- 4		9- 9							
4- 6		0- 0		0- 1		HOME		0- 1		0- 3		4- 1							
1- 10		0- 1		0- 0		AWAY		0- 2		0- 1		1- 6							
4- 3		0- 0		0- 0		NEUTRAL		0- 1		0- 0		4- 2							
6- 8		0- 0		0- 1		NON-CONFERENCE		0- 2		0- 1		6- 4							
1- 2		0- 0		0- 1		HOME		0- 0		0- 1		1- 0							
1- 3		0- 0		0- 0		AWAY		0- 1		0- 0		1- 2							
4- 3		0- 0		0- 0		NEUTRAL		0- 1		0- 0		4- 2							
3- 11		0- 1		0- 0		CONFERENCE		0- 2		0- 3		3- 5							
3- 4		0- 0		0- 0		HOME		0- 1		0- 2		3- 1							
0- 7		0- 1		0- 0		AWAY		0- 1		0- 1		0- 4							
0- 0		0- 0		0- 0		NEUTRAL		0- 0		0- 0		0- 0							
RPI S	Opponent	Score		RPI S	Opponent	Score		RPI S	Opponent	Score		RPI S	Opponent	Score					
16 A	Western Ky.	0 3		34 H	Coastal Caro.	0 3		58 A	FGCU	1 3		102 H	Southern Miss.	1 3					
								63 A	UTSA	2 3		104 H	Miami (FL)	0 3					
								66 H	Rice	0 3		111 A	Marshall	0 3					
								98 N	Portland	0 3		111 H	Marshall	1 3					
												158 A	North Florida	3 1					
												165 A	Mississippi St.	2 3					
												179 A	Fla. Atlantic	0 3					
												179 H	Fla. Atlantic	0 3					
												187 A	North Texas	0 3					
												194 N	Mercer	0 3					
												198 A	South Ala.	0 3					
												205 H	Florida A&M	3 1					
												205 N	Florida A&M	1 3					
												214 A	UTEP	2 3					
												255 H	Louisiana Tech	3 1					
												272 N	Troy	3 0					
												277 H	UAB	3 0					
												278 H	Middle Tenn.	3 2					
												283 A	Charlotte	0 3					
												300 N	Southeastern La.	3 2					
												310 N	Eastern Ill.	3 0					
												316 N	Nicholls St.	3 1					
				LAST 10 GAMES															

Non-Div. I Games:

FIU

Average RPI Win: 208		WON-LOST	WINNING	LAST 10	STRENGTH OF		OPP. STRENGTH	TEAM	ADJ	CONF.	ADJ CONF.
Average RPI Loss: 121		RECORD	PCT. RANK	GAMES	SCHEDULE		OF SCHEDULE	RPI	RPI	RPI	RPI
DIV. I ONLY		9- 22	.29032	268	0- 10		173	115	237	.44955	234
DIV. I NON-CONF.		4- 7	.36364	233	0- 0		227	235	242	.43417	242
TOTALS		RPI 1-25	RPI 26-50		W-L RECORDS		RPI 51-100		RPI 101-150		RPI 150+
9- 22	0- 2	1- 2		OVERALL		0- 5		1- 4		7- 9	
6- 11	0- 1	1- 1		HOME		0- 2		1- 2		4- 5	
2- 10	0- 1	0- 1		AWAY		0- 3		0- 1		2- 4	
1- 1	0- 0	0- 0		NEUTRAL		0- 0		0- 1		1- 0	
4- 7	0- 0	0- 0		NON-CONFERENCE		0- 0		1- 3		3- 4	
3- 4	0- 0	0- 0		HOME		0- 0		1- 1		2- 3	
0- 2	0- 0	0- 0		AWAY		0- 0		0- 1		0- 1	
1- 1	0- 0	0- 0		NEUTRAL		0- 0		0- 1		1- 0	
5- 15	0- 2	1- 2		CONFERENCE		0- 5		0- 1		4- 5	
3- 7	0- 1	1- 1		HOME		0- 2		0- 1		2- 2	
2- 8	0- 1	0- 1		AWAY		0- 3		0- 0		2- 3	
0- 0	0- 0	0- 0		NEUTRAL		0- 0		0- 0		0- 0	
RPI S	Opponent	Score	RPI S	Opponent	Score	RPI S	Opponent	Score	RPI S	Opponent	Score
9 A	North Carolina	0 3	36 A	Pittsburgh	0 3	62 A	Duke	1 3	103 H	High Point	1 3
18 H	Florida St.	1 3	36 H	Pittsburgh	3 1	62 H	Duke	2 3	104 H	Miami (FL)	1 3
			49 H	Georgia Tech	2 3	64 A	North Carolina St.	0 3	106 H	Col. of Charleston	3 0
						68 A	Notre Dame	1 3	112 N	South Carolina	2 3
						68 H	Notre Dame	0 3	117 A	Radford	2 3
									156 A	Louisville	3 1
									156 H	Louisville	0 3
									162 H	Loyola Chicago	2 3
									168 A	Virginia Tech	0 3
									168 H	Virginia Tech	0 3
									207 H	Wofford	2 3
									223 A	Syracuse	2 3
									226 H	Clemson	3 2
									227 A	Ga. Southern	1 3
									236 A	Boston College	1 3
									238 A	Virginia	3 1
									238 H	Virginia	3 2
									239 H	Davidson	1 3
									278 H	Middle Tenn.	3 0
									283 H	Charlotte	3 1
									307 N	Buffalo	3 0
			LAST 10 GAMES								
9 A	North Carolina	0 3	36 A	Pittsburgh	0 3						
64 A	North Carolina St.	0 3	156 H	Louisville	0 3						
18 H	Florida St.	1 3	68 H	Notre Dame	0 3						
104 H	Miami (FL)	1 3	236 A	Boston College	1 3						
168 A	Virginia Tech	0 3	223 A	Syracuse	2 3						

Non-Div. I Games:

Wake Forest

Average RPI Win:	241	WON-LOST	WINNING	LAST 10	STRENGTH OF	OPP. STRENGTH	TEAM	ADJ	CONF.	ADJ CONF.		
Average RPI Loss:	111	RECORD	PCT. RANK	GAMES	SCHEDULE	OF SCHEDULE	RPI	RPI	RPI	RPI		
DIV. I ONLY	7- 24	.22581	296	1- 9	108	133	236	.44892	235	9	10	
DIV. I NON-CONF.	4- 9	.30769	257	0- 0	159	242	234	.44464	234	8	8	
<hr/>												
TOTALS	RPI 1-25	RPI 26-50		W-L RECORDS		RPI 51-100		RPI 101-150		RPI 150+		
7- 24	0- 2	0- 2		OVERALL		1- 6		0- 9		6- 5		
1- 11	0- 1	0- 1		HOME		0- 4		0- 4		1- 1		
4- 9	0- 1	0- 1		AWAY		1- 2		0- 4		3- 1		
2- 4	0- 0	0- 0		NEUTRAL		0- 0		0- 1		2- 3		
<hr/>												
4- 9	0- 0	0- 0		NON-CONFERENCE		0- 3		0- 3		4- 3		
0- 3	0- 0	0- 0		HOME		0- 2		0- 1		0- 0		
2- 2	0- 0	0- 0		AWAY		0- 1		0- 1		2- 0		
2- 4	0- 0	0- 0		NEUTRAL		0- 0		0- 1		2- 3		
<hr/>												
3- 15	0- 2	0- 2		CONFERENCE		1- 3		0- 6		2- 2		
1- 8	0- 1	0- 1		HOME		0- 2		0- 3		1- 1		
2- 7	0- 1	0- 1		AWAY		1- 1		0- 3		1- 1		
0- 0	0- 0	0- 0		NEUTRAL		0- 0		0- 0		0- 0		
<hr/>												
RPI S	Opponent	Score	RPI S	Opponent	Score	RPI S	Opponent	Score	RPI S	Opponent	Score	
12 A	Creighton	0 3	43 A	Marquette	1 3	59 A	Xavier	0 3	108 A	Denver	0 3	
12 H	Creighton	0 3	43 H	Marquette	1 3	59 H	Xavier	0 3	121 A	Butler	0 3	
						72 A	Villanova	3 0	121 H	Butler	2 3	
						72 H	Villanova	1 3	133 A	DePaul	0 3	
						73 H	Towson	1 3	133 H	DePaul	1 3	
						77 H	Princeton	2 3	140 A	Seton Hall	1 3	
						88 A	American	2 3	140 H	Seton Hall	0 3	
									141 H	Maryland	0 3	
									142 N	Northern Colo.	0 3	
									155 N	Howard	1 3	
									174 A	St. John's (NY)	2 3	
									174 H	St. John's (NY)	1 3	
									179 N	Fla. Atlantic	1 3	
									248 A	Providence	3 0	
									248 H	Providence	3 1	
									253 A	Air Force	3 0	
									263 N	Western Caro.	0 3	
									275 A	George Mason	3 1	
									292 N	Southern Utah	3 2	
									296 N	Stetson	3 0	
<hr/>												
LAST 10 GAMES												
248 A Providence						3	0	140 A Seton Hall				1 3
12 A Creighton						0	3	43 H Marquette				1 3
59 H Xavier						0	3	133 H DePaul				1 3
121 H Butler						2	3	72 H Villanova				1 3
174 A St. John's (NY)						2	3	121 A Butler				0 3

Non-Div. I Games:

Georgetown

Average RPI Win: 245		WON-LOST	WINNING	LAST 10	STRENGTH OF		OPP. STRENGTH	TEAM	ADJ	CONF.	ADJ CONF.
Average RPI Loss: 104		RECORD	PCT. RANK	GAMES	SCHEDULE		OF SCHEDULE	RPI	RPI	RPI	RPI
DIV. I ONLY		8- 22	.26667	275	3- 7		160	107	238	.44815	236
DIV. I NON-CONF.		5- 5	.5	167	0- 0		222	253	207	.469	207
TOTALS		RPI 1-25	RPI 26-50		W-L RECORDS		RPI 51-100		RPI 101-150		RPI 150+
8- 22		0- 4	0- 2		OVERALL		0- 5		0- 4		8- 7
7- 12		0- 2	0- 1		HOME		0- 3		0- 3		7- 3
1- 10		0- 2	0- 1		AWAY		0- 2		0- 1		1- 4
0- 0		0- 0	0- 0		NEUTRAL		0- 0		0- 0		0- 0
5- 5		0- 0	0- 0		NON-CONFERENCE		0- 1		0- 2		5- 2
5- 4		0- 0	0- 0		HOME		0- 1		0- 2		5- 1
0- 1		0- 0	0- 0		AWAY		0- 0		0- 0		0- 1
0- 0		0- 0	0- 0		NEUTRAL		0- 0		0- 0		0- 0
3- 17		0- 4	0- 2		CONFERENCE		0- 4		0- 2		3- 5
2- 8		0- 2	0- 1		HOME		0- 2		0- 1		2- 2
1- 9		0- 2	0- 1		AWAY		0- 2		0- 1		1- 3
0- 0		0- 0	0- 0		NEUTRAL		0- 0		0- 0		0- 0
RPI S	Opponent	Score	RPI S	Opponent	Score	RPI S	Opponent	Score	RPI S	Opponent	Score
9 A	North Carolina	0 3	36 H	Pittsburgh	0 3	62 H	Duke	1 3	104 A	Miami (FL)	0 3
9 H	North Carolina	2 3	49 A	Georgia Tech	1 3	64 A	North Carolina St.	1 3	104 H	Miami (FL)	1 3
18 A	Florida St.	0 3				68 A	Notre Dame	0 3	128 H	Fresno St.	0 3
18 H	Florida St.	1 3				68 H	Notre Dame	0 3	135 H	New Hampshire	2 3
						94 H	Northeastern	0 3	156 A	Louisville	0 3
									156 H	Louisville	2 3
									168 H	Virginia Tech	0 3
									189 H	Georgia	2 3
									193 H	LIU Brooklyn	3 1
									193 H	LIU Brooklyn	3 0
									202 A	Harvard	2 3
									223 A	Syracuse	1 3
									223 H	Syracuse	3 1
									226 A	Clemson	2 3
									234 H	Wake Forest	3 1
									238 A	Virginia	3 2
									269 H	Rider	3 2
									280 H	UMass Lowell	3 2
									327 H	Fairleigh Dickinson	3 0
			LAST 10 GAMES								
			156 A	Louisville	0 3	18 H	Florida St.	1 3			
			68 A	Notre Dame	0 3	238 A	Virginia	3 2			
			36 H	Pittsburgh	0 3	223 H	Syracuse	3 1			
			168 H	Virginia Tech	0 3	234 H	Wake Forest	3 1			
			104 H	Miami (FL)	1 3	62 H	Duke	1 3			

Non-Div. I Games:

Boston College

Average RPI Win:	283	WON-LOST RECORD	WINNING PCT. RANK	LAST 10 GAMES	STRENGTH OF SCHEDULE	OPP. STRENGTH OF SCHEDULE	TEAM RPI	ADJ RPI	CONF. RPI	ADJ CONF. RPI				
DIV. I ONLY		14- 13	.51852 159	4- 6	282	307	233	.44764 237	29	29				
DIV. I NON-CONF.		5- 7	.41667 211	0- 0	261	289	251	.42394 257	29	29				
<hr/>														
TOTALS	RPI 1-25	RPI 26-50		W-L RECORDS	RPI 51-100		RPI 101-150		RPI 150+					
14- 13	0- 0	0- 0		OVERALL	0- 1		0- 2		14- 10					
8- 2	0- 0	0- 0		HOME	0- 0		0- 0		8- 2					
4- 7	0- 0	0- 0		AWAY	0- 0		0- 0		4- 7					
2- 4	0- 0	0- 0		NEUTRAL	0- 1		0- 2		2- 1					
5- 7	0- 0	0- 0		NON-CONFERENCE	0- 1		0- 2		5- 4					
3- 0	0- 0	0- 0		HOME	0- 0		0- 0		3- 0					
0- 3	0- 0	0- 0		AWAY	0- 0		0- 0		0- 3					
2- 4	0- 0	0- 0		NEUTRAL	0- 1		0- 2		2- 1					
9- 6	0- 0	0- 0		CONFERENCE	0- 0		0- 0		9- 6					
5- 2	0- 0	0- 0		HOME	0- 0		0- 0		5- 2					
4- 4	0- 0	0- 0		AWAY	0- 0		0- 0		4- 4					
0- 0	0- 0	0- 0		NEUTRAL	0- 0		0- 0		0- 0					
<hr/>														
RPI S	Opponent	Score	RPI S	Opponent	Score	RPI S	Opponent	Score	RPI S	Opponent	Score			
						79 N	New Mexico St.	0 3	138 N	Rhode Island	0 3			
						146 N	Army West Point	0 3						
						161 A	Sacred Heart	0 3						
						161 A	Sacred Heart	2 3						
						161 H	Sacred Heart	3 2						
						193 A	LIU Brooklyn	1 3						
						193 H	LIU Brooklyn	2 3						
						213 N	Binghamton	0 3						
						228 A	Bryant	1 3						
						228 H	Bryant	3 0						
						241 H	Lehigh	3 2						
						244 A	Dartmouth	2 3						
						254 A	Robert Morris	3 2						
						254 H	Robert Morris	1 3						
						260 A	Brown	2 3						
						273 H	Fordham	3 1						
						274 N	Niagara	3 2						
						281 A	Hartford	2 3						
						299 N	Manhattan	3 1						
						308 A	St. Francis Brooklyn	79 61						
						308 H	St. Francis Brooklyn	3 0						
						LAST 10 GAMES						315 H	Iona	3 1
						161 A	Sacred Heart	0 3	228 A	Bryant	1 3	321 A	Saint Francis (PA)	3 2
						161 A	Sacred Heart	2 3	321 H	Saint Francis (PA)	3 0	321 H	Saint Francis (PA)	3 0
						327 A	Fairleigh Dickinson	3 0	254 H	Robert Morris	1 3	327 A	Fairleigh Dickinson	3 0
193 H	LIU Brooklyn	2 3	193 A	LIU Brooklyn	1 3	327 H	Fairleigh Dickinson	3 1						
308 H	St. Francis Brooklyn	3 0	308 A	St. Francis Brooklyn	79 61									

Non-Div. I Games:

Central Conn. St.

Average RPI Win:	195	WON-LOST	WINNING	LAST 10	STRENGTH OF	OPP. STRENGTH	TEAM	ADJ	CONF.	ADJ CONF.			
Average RPI Loss:	99	RECORD	PCT. RANK	GAMES	SCHEDULE	OF SCHEDULE	RPI	RPI	RPI	RPI			
DIV. I ONLY	7- 25	.21875	299	3- 7	139	62	241	.44678	238	10	9		
DIV. I NON-CONF.	3- 9	.25	280	0- 0	125	50	220	.45728	220	6	6		
<hr/>													
TOTALS	RPI 1-25	RPI 26-50		W-L RECORDS	RPI 51-100		RPI 101-150		RPI 150+				
7- 25	0- 3	0- 7		OVERALL	1- 4		0- 4		6- 7				
3- 10	0- 1	0- 2		HOME	0- 1		0- 1		3- 5				
4- 9	0- 2	0- 3		AWAY	1- 2		0- 0		3- 2				
0- 6	0- 0	0- 2		NEUTRAL	0- 1		0- 3		0- 0				
<hr/>													
3- 9	0- 1	0- 3		NON-CONFERENCE	0- 1		0- 3		3- 1				
2- 1	0- 0	0- 0		HOME	0- 0		0- 0		2- 1				
1- 2	0- 1	0- 1		AWAY	0- 0		0- 0		1- 0				
0- 6	0- 0	0- 2		NEUTRAL	0- 1		0- 3		0- 0				
<hr/>													
4- 16	0- 2	0- 4		CONFERENCE	1- 3		0- 1		3- 6				
1- 9	0- 1	0- 2		HOME	0- 1		0- 1		1- 4				
3- 7	0- 1	0- 2		AWAY	1- 2		0- 0		2- 2				
0- 0	0- 0	0- 0		NEUTRAL	0- 0		0- 0		0- 0				
<hr/>													
RPI S	Opponent	Score	RPI S	Opponent	Score	RPI S	Opponent	Score	RPI S	Opponent	Score		
9 A	North Carolina	0 3	36 A	Pittsburgh	0 3	62 A	Duke	1 3	102 N	Southern Miss.	0 3		
18 H	Florida St.	0 3	36 H	Pittsburgh	1 3	62 H	Duke	2 3	104 H	Miami (FL)	0 3		
20 A	Kentucky	0 3	38 N	Washington St.	0 3	64 A	North Carolina St.	2 3	106 N	Col. of Charleston	2 3		
			39 A	Baylor	0 3	68 A	Notre Dame	3 2	125 N	UConn	0 3		
			43 N	Marquette	0 3	81 N	Saint Louis	2 3	153 A	LSU	3 2		
			49 A	Georgia Tech	0 3				156 A	Louisville	3 0		
			49 H	Georgia Tech	0 3				159 H	Northwestern	1 3		
									168 A	Virginia Tech	0 3		
									168 H	Virginia Tech	2 3		
									223 H	Syracuse	1 3		
									226 A	Clemson	3 1		
									226 H	Clemson	3 0		
									230 H	George Washington	3 0		
									234 A	Wake Forest	2 3		
									234 H	Wake Forest	1 3		
									236 H	Boston College	2 3		
									307 H	Buffalo	3 0		
<hr/>													
LAST 10 GAMES													
36 H Pittsburgh						1 3	156 A Louisville						3 0
168 H Virginia Tech						2 3	236 H Boston College						2 3
64 A North Carolina St.						2 3	223 H Syracuse						1 3
9 A North Carolina						0 3	226 A Clemson						3 1
68 A Notre Dame						3 2	49 A Georgia Tech						0 3

Non-Div. I Games:

Virginia

Average RPI Win: 232		WON-LOST	WINNING	LAST 10	STRENGTH OF		OPP. STRENGTH	TEAM	ADJ	CONF.	ADJ CONF.
Average RPI Loss: 153		RECORD	PCT. RANK	GAMES	SCHEDULE		OF SCHEDULE	RPI	RPI	RPI	RPI
DIV. I ONLY		10- 19	.34483	248	210		188	242	.44631	239	19
DIV. I NON-CONF.		5- 9	.35714	236	252		204	257	.42524	254	20
TOTALS		RPI 1-25	RPI 26-50		W-L RECORDS		RPI 51-100		RPI 101-150		RPI 150+
10- 19	0- 0	0- 2		OVERALL		0- 3		1- 5		9- 9	
6- 6	0- 0	0- 1		HOME		0- 1		0- 2		6- 2	
4- 7	0- 0	0- 1		AWAY		0- 2		1- 2		3- 2	
0- 6	0- 0	0- 0		NEUTRAL		0- 0		0- 1		0- 5	
5- 9	0- 0	0- 0		NON-CONFERENCE		0- 0		1- 2		4- 7	
3- 2	0- 0	0- 0		HOME		0- 0		0- 0		3- 2	
2- 1	0- 0	0- 0		AWAY		0- 0		1- 1		1- 0	
0- 6	0- 0	0- 0		NEUTRAL		0- 0		0- 1		0- 5	
5- 10	0- 0	0- 2		CONFERENCE		0- 3		0- 3		5- 2	
3- 4	0- 0	0- 1		HOME		0- 1		0- 2		3- 0	
2- 6	0- 0	0- 1		AWAY		0- 2		0- 1		2- 2	
0- 0	0- 0	0- 0		NEUTRAL		0- 0		0- 0		0- 0	
RPI S	Opponent	Score	RPI S	Opponent	Score	RPI S	Opponent	Score	RPI S	Opponent	Score
			33 A Dayton	0	3	81 A Saint Louis	1	3	104 A UNCW	3	0
			33 H Dayton	0	3	81 A Saint Louis	1	3	106 N Col. of Charleston	0	3
						81 H Saint Louis	0	3	112 A South Carolina	0	3
									138 H Rhode Island	1	3
									147 A VCU	1	3
									147 H VCU	2	3
									162 N Loyola Chicago	2	3
									170 H Liberty	3	1
									176 A Duquesne	2	3
									183 H Elon	1	3
									217 H Furman	3	0
									222 H USC Upstate	1	3
									224 N Jacksonville	1	3
									229 N William & Mary	2	3
									230 A George Washington	0	3
									230 H George Washington	3	2
									234 A Wake Forest	3	1
									242 N Winthrop	0	3
									261 A La Salle	3	2
									273 H Fordham	3	0
									275 A George Mason	3	0
									275 H George Mason	3	2
									283 H Charlotte	3	0
									287 N Gardner-Webb	2	3
LAST 10 GAMES			81 A Saint Louis	1	3	138 H Rhode Island	1	3			
			81 A Saint Louis	1	3	230 A George Washington	0	3			
			33 A Dayton	0	3	275 A George Mason	3	0			
			147 H VCU	2	3	33 H Dayton	0	3			
			273 H Fordham	3	0	81 H Saint Louis	0	3			

Non-Div. I Games:

Davidson

Average RPI Win: 271		WON-LOST	WINNING	LAST 10	STRENGTH OF		OPP. STRENGTH	TEAM	ADJ	CONF.	ADJ CONF.
Average RPI Loss: 175		RECORD	PCT. RANK	GAMES	SCHEDULE		OF SCHEDULE	RPI	RPI	RPI	RPI
DIV. I ONLY		15- 15	.5	171	7- 3		283	277	230	.44563	240
DIV. I NON-CONF.		5- 7	.41667	211	0- 0		314	263	282	.39589	283
TOTALS		RPI 1-25	RPI 26-50		W-L RECORDS		RPI 51-100		RPI 101-150		RPI 150+
15- 15	0- 0	0- 0		OVERALL		0- 4		0- 1		15- 10	
6- 2	0- 0	0- 0		HOME		0- 0		0- 1		6- 1	
5- 8	0- 0	0- 0		AWAY		0- 4		0- 0		5- 4	
4- 5	0- 0	0- 0		NEUTRAL		0- 0		0- 0		4- 5	
5- 7	0- 0	0- 0		NON-CONFERENCE		0- 1		0- 0		5- 6	
0- 0	0- 0	0- 0		HOME		0- 0		0- 0		0- 0	
2- 2	0- 0	0- 0		AWAY		0- 1		0- 0		2- 1	
3- 5	0- 0	0- 0		NEUTRAL		0- 0		0- 0		3- 5	
10- 8	0- 0	0- 0		CONFERENCE		0- 3		0- 1		10- 4	
6- 2	0- 0	0- 0		HOME		0- 0		0- 1		6- 1	
3- 6	0- 0	0- 0		AWAY		0- 3		0- 0		3- 3	
1- 0	0- 0	0- 0		NEUTRAL		0- 0		0- 0		1- 0	
RPI S	Opponent	Score	RPI S	Opponent	Score	RPI S	Opponent	Score	RPI S	Opponent	Score
						62 A	Duke	2 3	137 H	Austin Peay	1 3
						93 A	Murray St.	1 3	153 N	LSU	0 3
						93 A	Murray St.	1 3	157 N	UNCG	2 3
						100 A	SIUE	0 3	178 A	Belmont	2 3
									178 H	Belmont	2 3
									178 N	Belmont	3 1
									180 N	Navy	0 3
									188 A	Tennessee St.	3 1
									188 H	Tennessee St.	3 0
									199 N	Eastern Wash.	2 3
									216 N	Youngstown St.	1 3
									262 H	UT Martin	3 1
									267 A	Morehead St.	3 2
									267 H	Morehead St.	3 0
									288 N	Cal St. Fullerton	3 1
									289 A	Tennessee Tech	1 3
									289 H	Tennessee Tech	3 0
									290 A	Akron	3 1
									291 A	Jacksonville St.	0 3
									291 H	Jacksonville St.	3 2
									293 H	Southeast Mo. St.	3 2
									294 A	Grand Canyon	1 3
									310 A	Eastern Ill.	3 2
									315 N	Iona	3 0
									317 N	Canisius	3 0
									321 A	Saint Francis (PA)	3 0
			LAST 10 GAMES								
			93 A	Murray St.	1 3	267 A	Morehead St.	3 2			
			178 N	Belmont	3 1	289 H	Tennessee Tech	3 0			
			188 A	Tennessee St.	3 1	291 H	Jacksonville St.	3 2			
			178 A	Belmont	2 3	262 H	UT Martin	3 1			
			93 A	Murray St.	1 3	293 H	Southeast Mo. St.	3 2			

Non-Div. I Games:

Eastern Ky.

L
e
h
i
g
h

Lehigh

Average RPI Win: 256		WON-LOST RECORD		WINNING PCT. RANK		LAST 10 GAMES		STRENGTH OF SCHEDULE		OPP. STRENGTH OF SCHEDULE		TEAM RPI		ADJ RPI		CONF. RPI		ADJ CONF. RPI	
Average RPI Loss: 192																			
DIV. I ONLY		15- 17		.46875 188		6- 4		275		279		240		.44508 242		24		24	
DIV. I NON-CONF.		9- 7		.5625 144		0- 0		292		282		228		.44726 229		27		27	
TOTALS		RPI 1-25		RPI 26-50		W-L RECORDS		RPI 51-100		RPI 101-150		RPI 150+							
15- 17		0- 0		0- 0		OVERALL		0- 0		1- 6		14- 11							
5- 6		0- 0		0- 0		HOME		0- 0		0- 2		5- 4							
5- 8		0- 0		0- 0		AWAY		0- 0		1- 4		4- 4							
5- 3		0- 0		0- 0		NEUTRAL		0- 0		0- 0		5- 3							
9- 7		0- 0		0- 0		NON-CONFERENCE		0- 0		0- 3		9- 4							
3- 0		0- 0		0- 0		HOME		0- 0		0- 0		3- 0							
1- 4		0- 0		0- 0		AWAY		0- 0		0- 3		1- 1							
5- 3		0- 0		0- 0		NEUTRAL		0- 0		0- 0		5- 3							
6- 10		0- 0		0- 0		CONFERENCE		0- 0		1- 3		5- 7							
2- 6		0- 0		0- 0		HOME		0- 0		0- 2		2- 4							
4- 4		0- 0		0- 0		AWAY		0- 0		1- 1		3- 3							
0- 0		0- 0		0- 0		NEUTRAL		0- 0		0- 0		0- 0							
RPI S	Opponent	Score		RPI S	Opponent	Score		RPI S	Opponent	Score		RPI S	Opponent	Score					
												103 A	High Point	3 0					
												103 H	High Point	0 3					
												104 A	UNCW	0 3					
												112 A	South Carolina	0 3					
												117 A	Radford	0 3					
												117 H	Radford	0 3					
												149 A	West Virginia	0 3					
												170 A	Liberty	2 3					
												170 H	Liberty	1 3					
												177 A	Campbell	3 2					
												177 H	Campbell	0 3					
												196 A	UMBC	0 3					
												217 N	Furman	3 2					
												224 N	Jacksonville	1 3					
												226 N	Clemson	2 3					
												227 H	Ga. Southern	3 2					
												239 N	Davidson	3 0					
												244 N	Dartmouth	3 1					
												254 N	Robert Morris	3 2					
												257 A	UNC Asheville	1 3					
												257 H	UNC Asheville	1 3					
						LAST 10 GAMES						263 H	Western Caro.	3 0					
						257 H UNC Asheville		1 3				282 A	Charleston So.	3 0					
						301 H Presbyterian		3 1				282 H	Charleston So.	3 2					
						287 A Gardner-Webb		3 2				287 A	Gardner-Webb	3 2					
						282 A Charleston So.		3 0				287 H	Gardner-Webb	0 3					
						103 A High Point		3 0				301 A	Presbyterian	2 3					

Non-Div. I Games:

Winthrop

RPI	S	Opponent	Score	
301	A	Presbyterian	2	3
301	H	Presbyterian	3	1
313	N	Morgan St.	3	0
322	A	N.C. Central	3	0
322	H	N.C. Central	3	0

Winthrop

W
i
n
t
h
r
o
p

W
i
n
t
h
r
o
p

Average RPI Win:	248	WON-LOST RECORD	WINNING PCT. RANK	LAST 10 GAMES	STRENGTH OF SCHEDULE	OPP. STRENGTH OF SCHEDULE	TEAM RPI	ADJ RPI	CONF. RPI	ADJ CONF. RPI	
Average RPI Loss:	162										
DIV. I ONLY	12- 19	.3871	224	7- 3	234	244	244	.44505	243	28	28
DIV. I NON-CONF.	1- 14	.06667	319	0- 0	117	165	277	.40556	275	25	25
<hr/>											
TOTALS	RPI 1-25	RPI 26-50		W-L RECORDS	RPI 51-100		RPI 101-150		RPI 150+		
12- 19	0- 0	0- 0		OVERALL	0- 4		1- 5		11- 10		
9- 0	0- 0	0- 0		HOME	0- 0		1- 0		8- 0		
3- 9	0- 0	0- 0		AWAY	0- 1		0- 1		3- 7		
0- 10	0- 0	0- 0		NEUTRAL	0- 3		0- 4		0- 3		
<hr/>											
1- 14	0- 0	0- 0		NON-CONFERENCE	0- 3		0- 5		1- 6		
1- 0	0- 0	0- 0		HOME	0- 0		0- 0		1- 0		
0- 4	0- 0	0- 0		AWAY	0- 0		0- 1		0- 3		
0- 10	0- 0	0- 0		NEUTRAL	0- 3		0- 4		0- 3		
<hr/>											
11- 5	0- 0	0- 0		CONFERENCE	0- 1		1- 0		10- 4		
8- 0	0- 0	0- 0		HOME	0- 0		1- 0		7- 0		
3- 5	0- 0	0- 0		AWAY	0- 1		0- 0		3- 4		
0- 0	0- 0	0- 0		NEUTRAL	0- 0		0- 0		0- 0		
<hr/>											
RPI S	Opponent	Score	RPI S	Opponent	Score	RPI S	Opponent	Score	RPI S	Opponent	Score
						58 N	FGCU	1 3	114 N	Arizona St.	0 3
						60 A	A&M-Corpus Christi	0 3	118 N	Fairfield	0 3
						90 N	Tulane	0 3	122 N	UTRGV	2 3
						96 N	South Dakota	1 3	122 N	UTRGV	0 3
									132 A	New Mexico	0 3
									136 H	Sam Houston St.	3 2
									152 A	Texas Tech	0 3
									163 H	UT Arlington	3 2
									169 H	SFA	3 2
									173 N	UMKC	0 3
									179 A	Fla. Atlantic	1 3
									204 N	Idaho	1 3
									206 A	Houston Baptist	0 3
									206 H	Houston Baptist	3 1
									211 A	Central Ark.	1 3
									221 N	Oral Roberts	0 3
									246 A	Incarnate Word	3 2
									247 A	Northwestern St.	3 0
									266 A	Omaha	2 3
									268 A	Lamar University	0 3
									268 H	Lamar University	3 0
									284 A	McNeese	0 3
									284 H	McNeese	3 0
									300 H	Southeastern La.	3 1
									316 A	Nicholls St.	3 0
									316 H	Nicholls St.	3 0
									324 H	New Orleans	3 1
<hr/>											
LAST 10 GAMES											
						247 A	Northwestern St.	3 0			
						268 A	Lamar University	0 3			
						136 H	Sam Houston St.	3 2			
						169 H	SFA	3 2			
						206 A	Houston Baptist	0 3			

Non-Div. I Games:

Abilene Christian

Average RPI Win: 229		WON-LOST	WINNING	LAST 10	STRENGTH OF		OPP. STRENGTH	TEAM	ADJ	CONF.	ADJ CONF.
Average RPI Loss: 176		RECORD	PCT. RANK	GAMES	SCHEDULE		OF SCHEDULE	RPI	RPI	RPI	RPI
DIV. I ONLY		9- 16	.36	244	3- 7		198	250	243	.44487	244
DIV. I NON-CONF.		7- 4	.63636	102	1- 0		212	287	154	.50136	155
TOTALS		RPI 1-25	RPI 26-50		W-L RECORDS		RPI 51-100		RPI 101-150		RPI 150+
9- 16	0- 0	0- 0		OVERALL		0- 2		1- 4		8- 10	
6- 6	0- 0	0- 0		HOME		0- 1		0- 2		6- 3	
1- 8	0- 0	0- 0		AWAY		0- 1		0- 2		1- 5	
2- 2	0- 0	0- 0		NEUTRAL		0- 0		1- 0		1- 2	
7- 4	0- 0	0- 0		NON-CONFERENCE		0- 0		1- 2		6- 2	
4- 1	0- 0	0- 0		HOME		0- 0		0- 1		4- 0	
1- 1	0- 0	0- 0		AWAY		0- 0		0- 1		1- 0	
2- 2	0- 0	0- 0		NEUTRAL		0- 0		1- 0		1- 2	
2- 12	0- 0	0- 0		CONFERENCE		0- 2		0- 2		2- 8	
2- 5	0- 0	0- 0		HOME		0- 1		0- 1		2- 3	
0- 7	0- 0	0- 0		AWAY		0- 1		0- 1		0- 5	
0- 0	0- 0	0- 0		NEUTRAL		0- 0		0- 0		0- 0	
RPI S	Opponent	Score	RPI S	Opponent	Score	RPI S	Opponent	Score	RPI S	Opponent	Score
						77 A Princeton	0	3	101 A Yale	0	3
						77 H Princeton	0	3	101 H Yale	2	3
									146 H Army West Point	0	3
									148 N Milwaukee	3	0
									149 A West Virginia	0	3
									161 A Sacred Heart	3	0
									166 A Columbia	0	3
									166 H Columbia	1	3
									201 A Cornell	0	3
									201 H Cornell	3	2
									202 A Harvard	1	3
									202 H Harvard	0	3
									215 A Penn	2	3
									215 H Penn	2	3
									228 H Bryant	3	1
									237 H Central Conn. St.	3	2
									242 N Winthrop	1	3
									260 A Brown	1	3
									260 H Brown	3	2
									274 H Niagara	3	0
									275 N George Mason	3	0
									281 H Hartford	3	0
									290 N Akron	1	3
			LAST 10 GAMES								
			101 H Yale	2	3	77 H Princeton	0	3			
			260 H Brown	3	2	202 A Harvard	1	3			
			201 A Cornell	0	3	228 H Bryant	3	1			
			166 A Columbia	0	3	166 H Columbia	1	3			
			215 H Penn	2	3	201 H Cornell	3	2			

Non-Div. I Games:

Dartmouth

Average RPI Win: 253		WON-LOST	WINNING	LAST 10	STRENGTH OF		OPP. STRENGTH	TEAM	ADJ	CONF.	ADJ CONF.		
Average RPI Loss: 107		RECORD	PCT. RANK	GAMES	SCHEDULE		OF SCHEDULE	RPI	RPI	RPI	RPI		
DIV. I ONLY		5- 26	.16129	314	0- 10		75	126	246	.44427	245	6	6
DIV. I NON-CONF.		5- 6	.45455	199	0- 0		173	268	200	.47383	200	9	9
TOTALS		RPI 1-25	RPI 26-50		W-L RECORDS		RPI 51-100		RPI 101-150		RPI 150+		
5- 26	0- 2	0- 4		OVERALL		0- 7		0- 6		5- 7			
3- 14	0- 1	0- 2		HOME		0- 3		0- 4		3- 4			
1- 10	0- 1	0- 2		AWAY		0- 3		0- 2		1- 2			
1- 2	0- 0	0- 0		NEUTRAL		0- 1		0- 0		1- 1			
5- 6	0- 0	0- 0		NON-CONFERENCE		0- 1		0- 2		5- 3			
3- 4	0- 0	0- 0		HOME		0- 0		0- 2		3- 2			
1- 1	0- 0	0- 0		AWAY		0- 1		0- 0		1- 0			
1- 1	0- 0	0- 0		NEUTRAL		0- 0		0- 0		1- 1			
0- 20	0- 2	0- 4		CONFERENCE		0- 6		0- 4		0- 4			
0- 10	0- 1	0- 2		HOME		0- 3		0- 2		0- 2			
0- 9	0- 1	0- 2		AWAY		0- 2		0- 2		0- 2			
0- 1	0- 0	0- 0		NEUTRAL		0- 1		0- 0		0- 0			
RPI S	Opponent	Score	RPI S	Opponent	Score	RPI S	Opponent	Score	RPI S	Opponent	Score		
25 A	SMU	0 <div>3</div>	40 A	Cincinnati	0 <div>3</div>	61 H	UCF	0 <div>3</div>	101 H	Yale	0 <div>3</div>		
25 H	SMU	0 <div>3</div>	40 H	Cincinnati	0 <div>3</div>	61 N	UCF	0 <div>3</div>	113 A	South Fla.	1 <div>3</div>		
			47 A	Temple	1 <div>3</div>	66 A	Rice	0 <div>3</div>	113 H	South Fla.	0 <div>3</div>		
			47 H	Temple	0 <div>3</div>	75 A	Tulsa	0 <div>3</div>	125 A	UConn	0 <div>3</div>		
						75 H	Tulsa	2 <div>3</div>	125 H	UConn	1 <div>3</div>		
						90 A	Tulane	0 <div>3</div>	129 H	Idaho St.	1 <div>3</div>		
						90 H	Tulane	1 <div>3</div>	171 A	Memphis	0 <div>3</div>		
									171 H	Memphis	2 <div>3</div>		
									192 A	East Carolina	1 <div>3</div>		
									192 H	East Carolina	0 <div>3</div>		
									195 H	San Jose St.	2 <div>3</div>		
									206 A	Houston Baptist	3 0		
									206 H	Houston Baptist	0 <div>3</div>		
									218 N	Weber St.	1 <div>3</div>		
									220 H	Texas Southern	3 1		
									268 H	Lamar University	3 2		
									285 N	Louisiana	3 1		
									286 H	La.-Monroe	3 2		
			LAST 10 GAMES										
			61 H	UCF	0 <div>3</div>	90 A	Tulane	0 <div>3</div>					
			113 H	South Fla.	0 <div>3</div>	125 H	UConn	1 <div>3</div>					
			40 A	Cincinnati	0 <div>3</div>	47 H	Temple	0 <div>3</div>					
			192 A	East Carolina	1 <div>3</div>	75 A	Tulsa	0 <div>3</div>					
			171 H	Memphis	2 <div>3</div>	25 A	SMU	0 <div>3</div>					

Non-Div. I Games:

Houston

Average RPI Win:	278	WON-LOST RECORD	WINNING PCT. RANK	LAST 10 GAMES	STRENGTH OF SCHEDULE	OPP. STRENGTH OF SCHEDULE	TEAM RPI	ADJ RPI	CONF. RPI	ADJ CONF. RPI		
DIV. I ONLY		12- 17	.41379	210	6- 4	251	265	245	.44342	246	28	28
DIV. I NON-CONF.		4- 9	.30769	257	0- 1	210	259	258	.42382	259	25	25
<hr/>												
TOTALS	RPI 1-25	RPI 26-50		W-L RECORDS		RPI 51-100		RPI 101-150		RPI 150+		
12- 17	0- 0	0- 0		OVERALL		0- 5		0- 3		12- 9		
6- 6	0- 0	0- 0		HOME		0- 1		0- 3		6- 2		
5- 5	0- 0	0- 0		AWAY		0- 2		0- 0		5- 3		
1- 6	0- 0	0- 0		NEUTRAL		0- 2		0- 0		1- 4		
4- 9	0- 0	0- 0		NON-CONFERENCE		0- 3		0- 2		4- 4		
2- 2	0- 0	0- 0		HOME		0- 0		0- 2		2- 0		
1- 1	0- 0	0- 0		AWAY		0- 1		0- 0		1- 0		
1- 6	0- 0	0- 0		NEUTRAL		0- 2		0- 0		1- 4		
8- 8	0- 0	0- 0		CONFERENCE		0- 2		0- 1		8- 5		
4- 4	0- 0	0- 0		HOME		0- 1		0- 1		4- 2		
4- 4	0- 0	0- 0		AWAY		0- 1		0- 0		4- 3		
0- 0	0- 0	0- 0		NEUTRAL		0- 0		0- 0		0- 0		
RPI S	Opponent	Score	RPI S	Opponent	Score	RPI S	Opponent	Score	RPI S	Opponent	Score	
						54 N	Alabama	1 3	122 H	UTRGV	2 3	
						60 A	A&M-Corpus Christi	0 3	128 H	Fresno St.	0 3	
						60 H	A&M-Corpus Christi	1 3	136 H	Sam Houston St.	1 3	
						75 A	Tulsa	1 3	169 A	SFA	0 3	
						96 N	South Dakota	0 3	169 H	SFA	1 3	
									187 N	North Texas	0 3	
									206 A	Houston Baptist	2 3	
									206 H	Houston Baptist	3 2	
									208 N	Little Rock	2 3	
									211 A	Central Ark.	3 1	
									220 H	Texas Southern	3 0	
									221 N	Oral Roberts	0 3	
									243 H	Abilene Christian	2 3	
									247 A	Northwestern St.	1 3	
									268 A	Lamar University	3 2	
									268 H	Lamar University	3 2	
									284 H	McNeese	3 0	
									286 N	La.-Monroe	0 3	
									300 A	Southeastern La.	3 2	
									306 A	Prairie View	3 1	
									306 H	Prairie View	3 0	
									316 H	Nicholls St.	3 1	
									324 A	New Orleans	3 0	
									332 N	Alcorn	3 0	
LAST 10 GAMES												
						268 A	Lamar University	3 2	60 A	A&M-Corpus Christi	0 3	
						206 A	Houston Baptist	2 3	122 H	UTRGV	2 3	
						284 H	McNeese	3 0	324 A	New Orleans	3 0	
						316 H	Nicholls St.	3 1	300 A	Southeastern La.	3 2	
						60 H	A&M-Corpus Christi	1 3	206 H	Houston Baptist	3 2	

Non-Div. I Games:

Incarnate Word

Average RPI Win: 280		WON-LOST	WINNING	LAST 10	STRENGTH OF		OPP. STRENGTH	TEAM	ADJ		CONF.	ADJ CONF.
Average RPI Loss: 152		RECORD	PCT. RANK	GAMES	SCHEDULE		OF SCHEDULE	RPI	RPI		RPI	RPI
DIV. I ONLY		12- 20	.375	234	230		255	248	.43925		247	28
DIV. I NON-CONF.		5- 10	.33333	244	155		212	223	.45283		223	25
<hr/>												
TOTALS		RPI 1-25	RPI 26-50		W-L RECORDS		RPI 51-100		RPI 101-150		RPI 150+	
12- 20	0- 0	0- 1		OVERALL		0- 5		0- 5		12- 9		
3- 6	0- 0	0- 0		HOME		0- 1		0- 1		3- 4		
7- 6	0- 0	0- 0		AWAY		0- 2		0- 2		7- 2		
2- 8	0- 0	0- 1		NEUTRAL		0- 2		0- 2		2- 3		
<hr/>												
5- 10	0- 0	0- 1		NON-CONFERENCE		0- 4		0- 2		5- 3		
1- 0	0- 0	0- 0		HOME		0- 0		0- 0		1- 0		
2- 3	0- 0	0- 0		AWAY		0- 2		0- 1		2- 0		
2- 7	0- 0	0- 1		NEUTRAL		0- 2		0- 1		2- 3		
<hr/>												
7- 10	0- 0	0- 0		CONFERENCE		0- 1		0- 3		7- 6		
2- 6	0- 0	0- 0		HOME		0- 1		0- 1		2- 4		
5- 3	0- 0	0- 0		AWAY		0- 0		0- 1		5- 2		
0- 1	0- 0	0- 0		NEUTRAL		0- 0		0- 1		0- 0		
<hr/>												
RPI S	Opponent	Score	RPI S	Opponent	Score	RPI S	Opponent	Score	RPI S	Opponent	Score	
			26 N	Boise St.	0 3	54 A	Alabama	1 3	102 N	Southern Miss.	0 3	
						55 N	Arkansas St.	0 3	124 A	Samford	0 3	
						60 H	A&M-Corpus Christi	0 3	136 A	Sam Houston St.	2 3	
						64 N	North Carolina St.	0 3	136 H	Sam Houston St.	1 3	
						75 A	Tulsa	1 3	136 N	Sam Houston St.	1 3	
									169 A	SFA	0 3	
									169 H	SFA	0 3	
									206 A	Houston Baptist	1 3	
									211 A	Central Ark.	3 0	
									211 H	Central Ark.	2 3	
									221 N	Oral Roberts	2 3	
									241 N	Lehigh	3 1	
									243 H	Abilene Christian	0 3	
									246 H	Incarnate Word	3 1	
									255 N	Louisiana Tech	1 3	
									268 A	Lamar University	3 2	
									277 A	UAB	3 0	
									284 A	McNeese	3 0	
									285 A	Louisiana	3 2	
									286 H	La.-Monroe	3 1	
									289 N	Tennessee Tech	0 3	
									293 N	Southeast Mo. St.	3 1	
									300 H	Southeastern La.	2 3	
									316 A	Nicholls St.	3 1	
									324 A	New Orleans	3 1	
									324 H	New Orleans	3 0	
<hr/>												
LAST 10 GAMES												
			136 N	Sam Houston St.	1 3	243 H	Abilene Christian	0 3				
			136 H	Sam Houston St.	1 3	169 A	SFA	0 3				
			169 H	SFA	0 3	136 A	Sam Houston St.	2 3				
			211 H	Central Ark.	2 3	300 H	Southeastern La.	2 3				
			324 A	New Orleans	3 1	324 H	New Orleans	3 0				

Non-Div. I Games:

Northwestern St.

Average RPI Win:	264	WON-LOST	WINNING	LAST 10	STRENGTH OF	OPP. STRENGTH	TEAM	ADJ	CONF.	ADJ CONF.	
Average RPI Loss:	148	RECORD	PCT. RANK	GAMES	SCHEDULE	OF SCHEDULE	RPI	RPI	RPI	RPI	
DIV. I ONLY	10- 18	.35714	245	2- 6	231	227	250	.43858	249	22	22
DIV. I NON-CONF.	4- 7	.36364	233	0- 0	240	246	250	.42946	249	19	19
<hr/>											
TOTALS	RPI 1-25	RPI 26-50		W-L RECORDS		RPI 51-100		RPI 101-150		RPI 150+	
10- 18	0- 0	0- 4		OVERALL		0- 3		0- 1		10- 10	
5- 6	0- 0	0- 1		HOME		0- 2		0- 0		5- 3	
2- 8	0- 0	0- 3		AWAY		0- 0		0- 0		2- 5	
3- 4	0- 0	0- 0		NEUTRAL		0- 1		0- 1		3- 2	
<hr/>											
4- 7	0- 0	0- 2		NON-CONFERENCE		0- 0		0- 1		4- 4	
1- 1	0- 0	0- 0		HOME		0- 0		0- 0		1- 1	
0- 3	0- 0	0- 2		AWAY		0- 0		0- 0		0- 1	
3- 3	0- 0	0- 0		NEUTRAL		0- 0		0- 1		3- 2	
<hr/>											
6- 11	0- 0	0- 2		CONFERENCE		0- 3		0- 0		6- 6	
4- 5	0- 0	0- 1		HOME		0- 2		0- 0		4- 2	
2- 5	0- 0	0- 1		AWAY		0- 0		0- 0		2- 4	
0- 1	0- 0	0- 0		NEUTRAL		0- 1		0- 0		0- 0	
<hr/>											
RPI S	Opponent	Score	RPI S	Opponent	Score	RPI S	Opponent	Score	RPI S	Opponent	Score
			34 A	Coastal Caro.	0 3	55 H	Arkansas St.	0 3	115 N	Kennesaw St.	1 3
			34 H	Coastal Caro.	0 3	55 N	Arkansas St.	0 3	163 H	UT Arlington	3 2
			49 A	Georgia Tech	0 3	82 H	Texas St.	2 3	178 A	Belmont	0 3
			50 A	James Madison	1 3				189 N	Georgia	0 3
									192 H	East Carolina	1 3
									194 N	Mercer	0 3
									198 A	South Ala.	0 3
									198 H	South Ala.	3 1
									208 H	Little Rock	0 3
									227 A	Ga. Southern	1 3
									227 H	Ga. Southern	1 3
									229 N	William & Mary	3 0
									258 N	Holy Cross	3 0
									272 A	Troy	3 1
									272 H	Troy	3 2
									285 A	Louisiana	0 3
									286 A	La.-Monroe	1 3
									298 A	Appalachian St.	3 2
									298 H	Appalachian St.	3 2
									322 N	N.C. Central	3 0
									333 H	South Carolina St.	3 0
			LAST 10 GAMES								
			55 N	Arkansas St.	0 3	208 H	Little Rock	0 3			
			227 A	Ga. Southern	1 3	163 H	UT Arlington	3 2			
			34 A	Coastal Caro.	0 3	82 H	Texas St.	2 3			
			298 A	Appalachian St.	3 2	272 A	Troy	3 1			
			55 H	Arkansas St.	0 3	198 A	South Ala.	0 3			

Non-Div. I Games:

Georgia St.

Average RPI Win: 271		WON-LOST RECORD		WINNING PCT. RANK		LAST 10 GAMES		STRENGTH OF SCHEDULE		OPP. STRENGTH OF SCHEDULE		TEAM RPI		ADJ RPI		CONF. RPI		ADJ CONF. RPI	
DIV. I ONLY		8- 21		.27586 272		3- 7		165		224		252		.43782 250		23		23	
DIV. I NON-CONF.		4- 13		.23529 282		0- 2		112		200		232		.44578 232		23		23	
TOTALS		RPI 1-25		RPI 26-50		W-L RECORDS		RPI 51-100		RPI 101-150		RPI 150+							
8- 21		0- 0		0- 0		OVERALL		0- 5		0- 8		8- 8							
6- 5		0- 0		0- 0		HOME		0- 1		0- 3		6- 1							
1- 11		0- 0		0- 0		AWAY		0- 2		0- 3		1- 6							
1- 5		0- 0		0- 0		NEUTRAL		0- 2		0- 2		1- 1							
4- 13		0- 0		0- 0		NON-CONFERENCE		0- 5		0- 4		4- 4							
3- 2		0- 0		0- 0		HOME		0- 1		0- 1		3- 0							
0- 6		0- 0		0- 0		AWAY		0- 2		0- 1		0- 3							
1- 5		0- 0		0- 0		NEUTRAL		0- 2		0- 2		1- 1							
4- 8		0- 0		0- 0		CONFERENCE		0- 0		0- 4		4- 4							
3- 3		0- 0		0- 0		HOME		0- 0		0- 2		3- 1							
1- 5		0- 0		0- 0		AWAY		0- 0		0- 2		1- 3							
0- 0		0- 0		0- 0		NEUTRAL		0- 0		0- 0		0- 0							
RPI	S	Opponent		Score	RPI	S	Opponent		Score	RPI	S	Opponent		Score					
							57 A	Hofstra	0 3			116 N	Auburn	0 3					
							61 A	UCF	0 3			118 H	Fairfield	2 3					
							68 N	Notre Dame	0 3			126 N	Santa Clara	0 3					
							83 N	San Diego St.	2 3			131 A	Albany (NY)	0 3					
							88 H	American	1 3			131 H	Albany (NY)	2 3					
												135 A	New Hampshire	0 3					
												135 H	New Hampshire	1 3					
												138 A	Rhode Island	0 3					
												156 A	Louisville	1 3					
												161 A	Sacred Heart	0 3					
												193 A	LIU Brooklyn	1 3					
												196 A	UMBC	2 3					
												196 H	UMBC	2 3					
												200 N	Kent St.	1 3					
												213 A	Binghamton	1 3					
												213 H	Binghamton	3 1					
												232 H	Fort Wayne	3 2					
												273 H	Fordham	3 2					
												280 A	UMass Lowell	3 0					
												280 H	UMass Lowell	3 1					
												281 A	Hartford	1 3					
												281 H	Hartford	3 1					
												296 N	Stetson	3 0					
												315 H	Iona	3 1					
LAST 10 GAMES																			
							193 A	LIU Brooklyn	1 3			131 A	Albany (NY)	0 3					
							280 H	UMass Lowell	3 1			135 H	New Hampshire	1 3					
							281 H	Hartford	3 1			196 H	UMBC	2 3					
							118 H	Fairfield	2 3			281 A	Hartford	1 3					
							213 A	Binghamton	1 3			280 A	UMass Lowell	3 0					

Non-Div. I Games:

Stony Brook

Average RPI Win: 208		WON-LOST	WINNING	LAST 10	STRENGTH OF		OPP. STRENGTH	TEAM	ADJ	CONF.	ADJ CONF.
Average RPI Loss: 147		RECORD	PCT. RANK	GAMES	SCHEDULE		OF SCHEDULE	RPI	RPI	RPI	RPI
DIV. I ONLY		8- 21	.27586	272	1- 9		175	158	253	.43635	251
DIV. I NON-CONF.		5- 8	.38462	223	0- 0		147	145	201	.47333	201
TOTALS		RPI 1-25	RPI 26-50		W-L RECORDS		RPI 51-100		RPI 101-150		RPI 150+
8- 21	0- 1	0- 2		OVERALL		0- 3		3- 5		5- 10	
3- 8	0- 0	0- 1		HOME		0- 1		1- 2		2- 4	
2- 11	0- 1	0- 1		AWAY		0- 1		1- 3		1- 5	
3- 2	0- 0	0- 0		NEUTRAL		0- 1		1- 0		2- 1	
5- 8	0- 1	0- 1		NON-CONFERENCE		0- 1		2- 2		3- 3	
2- 1	0- 0	0- 0		HOME		0- 0		1- 0		1- 1	
0- 5	0- 1	0- 1		AWAY		0- 0		0- 2		0- 1	
3- 2	0- 0	0- 0		NEUTRAL		0- 1		1- 0		2- 1	
3- 13	0- 0	0- 1		CONFERENCE		0- 2		1- 3		2- 7	
1- 7	0- 0	0- 1		HOME		0- 1		0- 2		1- 3	
2- 6	0- 0	0- 0		AWAY		0- 1		1- 1		1- 4	
0- 0	0- 0	0- 0		NEUTRAL		0- 0		0- 0		0- 0	
RPI S	Opponent	Score		RPI S	Opponent	Score		RPI S	Opponent	Score	
14 A	Michigan	0	3	41 A	Cleveland St.	0	3	51 A	Northern Ill.	0	3
				42 H	Miami (OH)	1	3	51 H	Northern Ill.	0	3
								86 N	Tennessee	1	3
								106 A	Col. of Charleston	1	3
								116 H	Auburn	3	1
								120 H	Bowling Green	0	3
								134 A	Ohio	2	3
								141 A	Maryland	0	3
								145 A	Toledo	3	2
								145 H	Toledo	0	3
								147 N	VCU	3	1
								161 N	Sacred Heart	3	1
								172 H	Colgate	0	3
								191 A	Western Mich.	1	3
								191 H	Western Mich.	3	1
								197 N	Wright St.	0	3
								200 H	Kent St.	1	3
								210 A	Ball St.	2	3
								210 H	Ball St.	1	3
								219 A	Central Mich.	2	3
								219 H	Central Mich.	2	3
								232 A	Fort Wayne	0	3
								282 H	Charleston So.	3	1
								290 A	Akron	3	0
								307 A	Buffalo	2	3
								328 N	Delaware St.	3	0
LAST 10 GAMES				LAST 10 GAMES				LAST 10 GAMES			
				200 H	Kent St.	1	3	210 H	Ball St.	1	3
				219 H	Central Mich.	2	3	307 A	Buffalo	2	3
				191 A	Western Mich.	1	3	290 A	Akron	3	0
				51 A	Northern Ill.	0	3	42 H	Miami (OH)	1	3
				145 H	Toledo	0	3	120 H	Bowling Green	0	3

Non-Div. I Games:

Eastern Mich.

Average RPI Win:	286	WON-LOST RECORD	WINNING PCT. RANK	LAST 10 GAMES	STRENGTH OF SCHEDULE	OPP. STRENGTH OF SCHEDULE	TEAM RPI	ADJ RPI	CONF. RPI	ADJ CONF. RPI											
DIV. I ONLY		21- 13	.61765 102	4- 6	327	318	247	.43616 252	30	30											
DIV. I NON-CONF.		8- 5	.61538 108	0- 0	330	322	270	.41039 274	31	31											
<hr/>																					
TOTALS	RPI 1-25	RPI 26-50		W-L RECORDS	RPI 51-100		RPI 101-150		RPI 150+												
21- 13	0- 0	0- 0		OVERALL	0- 0		0- 3		21- 10												
9- 3	0- 0	0- 0		HOME	0- 0		0- 1		9- 2												
5- 9	0- 0	0- 0		AWAY	0- 0		0- 2		5- 7												
7- 1	0- 0	0- 0		NEUTRAL	0- 0		0- 0		7- 1												
<hr/>																					
8- 5	0- 0	0- 0		NON-CONFERENCE	0- 0		0- 0		8- 5												
2- 1	0- 0	0- 0		HOME	0- 0		0- 0		2- 1												
1- 3	0- 0	0- 0		AWAY	0- 0		0- 0		1- 3												
5- 1	0- 0	0- 0		NEUTRAL	0- 0		0- 0		5- 1												
<hr/>																					
13- 8	0- 0	0- 0		CONFERENCE	0- 0		0- 3		13- 5												
7- 2	0- 0	0- 0		HOME	0- 0		0- 1		7- 1												
4- 6	0- 0	0- 0		AWAY	0- 0		0- 2		4- 4												
2- 0	0- 0	0- 0		NEUTRAL	0- 0		0- 0		2- 0												
<hr/>																					
RPI S	Opponent	Score	RPI S	Opponent	Score	RPI S	Opponent	Score	RPI S	Opponent	Score										
									118 A	Fairfield	0	3									
									118 A	Fairfield	1	3									
									118 H	Fairfield	0	3									
									225 A	Marist	0	3									
									225 H	Marist	3	2									
									225 N	Marist	3	1									
									228 H	Bryant	3	0									
									248 A	Providence	3	2									
									258 N	Holy Cross	1	3									
									261 A	La Salle	0	3									
									261 N	La Salle	3	2									
									269 A	Rider	3	2									
									269 H	Rider	3	1									
									270 A	Siena	3	0									
									270 H	Siena	3	1									
									273 A	Fordham	0	3									
									274 A	Niagara	1	3									
									274 H	Niagara	2	3									
									274 N	Niagara	3	2									
									280 H	UMass Lowell	0	3									
									299 A	Manhattan	2	3									
									LAST 10 GAMES									299 H	Manhattan	3	0
																		304 N	NJIT	3	0
																		304 N	NJIT	3	1
																		308 A	St. Francis Brooklyn	2	3
313 N	Morgan St.	3	1																		
118 A	Fairfield	1	3	225 A	Marist	0	3	315 A	Iona	3	1										
317 A	Canisius	2	3	299 A	Manhattan	2	3														

Non-Div. I Games:

Quinnipiac

RPI	S	Opponent	Score	
315	H	Iona	3	0
317	A	Canisius	2	3
317	H	Canisius	3	0
321	N	Saint Francis (PA)	3	1
327	H	Fairleigh Dickinson	3	1
331	A	Saint Peter's	3	0
331	H	Saint Peter's	3	0

Quinnipiac

Q
u
i
n
n
i
p
i
a
c

Q
u
i
n
n
i
p
i
a
c

Average RPI Win: 264		WON-LOST RECORD		WINNING PCT. RANK		LAST 10 GAMES		STRENGTH OF SCHEDULE		OPP. STRENGTH OF SCHEDULE		TEAM RPI		ADJ RPI		CONF. RPI		ADJ CONF. RPI	
DIV. I ONLY		10- 21		.32258 253		1- 9		226		145		251		.43528 253		7		7	
DIV. I NON-CONF.		9- 4		.69231 72		0- 0		321		303		224		.44884 226		7		7	
TOTALS		RPI 1-25		RPI 26-50		W-L RECORDS		RPI 51-100		RPI 101-150		RPI 150+							
10- 21		0- 0		0- 5		OVERALL		0- 5		1- 6		9- 5							
4- 11		0- 0		0- 2		HOME		0- 3		1- 3		3- 3							
2- 9		0- 0		0- 3		AWAY		0- 2		0- 3		2- 1							
4- 1		0- 0		0- 0		NEUTRAL		0- 0		0- 0		4- 1							
9- 4		0- 0		0- 0		NON-CONFERENCE		0- 0		0- 1		9- 3							
3- 3		0- 0		0- 0		HOME		0- 0		0- 1		3- 2							
2- 0		0- 0		0- 0		AWAY		0- 0		0- 0		2- 0							
4- 1		0- 0		0- 0		NEUTRAL		0- 0		0- 0		4- 1							
1- 17		0- 0		0- 5		CONFERENCE		0- 5		1- 5		0- 2							
1- 8		0- 0		0- 2		HOME		0- 3		1- 2		0- 1							
0- 9		0- 0		0- 3		AWAY		0- 2		0- 3		0- 1							
0- 0		0- 0		0- 0		NEUTRAL		0- 0		0- 0		0- 0							
RPI S	Opponent	Score		RPI S	Opponent	Score		RPI S	Opponent	Score		RPI S	Opponent	Score					
				26 A	Boise St.	0	3	76 H	Wyoming	0	3	128 A	Fresno St.	2	3				
				26 H	Boise St.	0	3	83 A	San Diego St.	1	3	128 H	Fresno St.	3	0				
				30 A	UNLV	0	3	83 H	San Diego St.	0	3	132 A	New Mexico	0	3				
				30 H	UNLV	0	3	84 A	Nevada	0	3	132 H	New Mexico	0	3				
				48 A	Colorado St.	0	3	84 H	Nevada	1	3	139 A	Utah St.	0	3				
												139 H	Utah St.	1	3				
												142 H	Northern Colo.	0	3				
												172 N	Colgate	3	2				
												195 A	San Jose St.	0	3				
												195 H	San Jose St.	2	3				
												218 N	Weber St.	0	3				
												235 H	Georgetown	0	3				
												259 H	Montana St.	3	2				
												285 A	Louisiana	3	2				
												288 A	Cal St. Fullerton	3	1				
												291 H	Jacksonville St.	3	2				
												292 H	Southern Utah	3	1				
												294 H	Grand Canyon	2	3				
												302 N	The Citadel	3	1				
												305 N	Alabama A&M	3	1				
												316 N	Nicholls St.	3	1				
LAST 10 GAMES																			
				26 A	Boise St.	0	3	139 A	Utah St.	0	3								
				48 A	Colorado St.	0	3	84 A	Nevada	0	3								
				76 H	Wyoming	0	3	83 A	San Diego St.	1	3								
				128 H	Fresno St.	3	0	132 H	New Mexico	0	3								
				195 H	San Jose St.	2	3	30 H	UNLV	0	3								

Non-Div. I Games:

Air Force

Average RPI Win:		293	WON-LOST RECORD		WINNING PCT. RANK		LAST 10 GAMES		STRENGTH OF SCHEDULE		OPP. STRENGTH OF SCHEDULE		TEAM RPI		ADJ RPI		CONF. RPI		ADJ CONF. RPI	
Average RPI Loss:		190																		
DIV. I ONLY			14- 16		.46667 191		6- 4		301		298		257		.43201 254		29		29	
DIV. I NON-CONF.			6- 10		.375 231		0- 1		276		280		272		.41168 271		29		29	
TOTALS		RPI 1-25		RPI 26-50		W-L RECORDS		RPI 51-100		RPI 101-150		RPI 150+								
14- 16		0- 1		0- 1		OVERALL		0- 0		0- 1		14- 13								
7- 5		0- 0		0- 0		HOME		0- 0		0- 1		7- 4								
6- 6		0- 0		0- 1		AWAY		0- 0		0- 0		6- 5								
1- 5		0- 1		0- 0		NEUTRAL		0- 0		0- 0		1- 4								
6- 10		0- 1		0- 1		NON-CONFERENCE		0- 0		0- 1		6- 7								
3- 2		0- 0		0- 0		HOME		0- 0		0- 1		3- 1								
2- 3		0- 0		0- 1		AWAY		0- 0		0- 0		2- 2								
1- 5		0- 1		0- 0		NEUTRAL		0- 0		0- 0		1- 4								
8- 6		0- 0		0- 0		CONFERENCE		0- 0		0- 0		8- 6								
4- 3		0- 0		0- 0		HOME		0- 0		0- 0		4- 3								
4- 3		0- 0		0- 0		AWAY		0- 0		0- 0		4- 3								
0- 0		0- 0		0- 0		NEUTRAL		0- 0		0- 0		0- 0								
RPI S	Opponent		Score		RPI S	Opponent		Score		RPI S	Opponent		Score		RPI S	Opponent		Score		
16 N	Western Ky.		0 3		36 A	Pittsburgh		0 3							149 H	West Virginia		0 3		
															161 A	Sacred Heart		0 3		
															161 H	Sacred Heart		1 3		
															176 A	Duquesne		0 3		
															193 A	LIU Brooklyn		1 3		
															193 H	LIU Brooklyn		3 0		
															196 A	UMBC		3 2		
															200 A	Kent St.		0 3		
															216 H	Youngstown St.		1 3		
															228 A	Bryant		2 3		
															228 H	Bryant		1 3		
															237 A	Central Conn. St.		3 1		
															237 H	Central Conn. St.		2 3		
															241 N	Lehigh		1 3		
															242 N	Winthrop		2 3		
															267 N	Morehead St.		1 3		
															287 N	Gardner-Webb		1 3		
															302 A	The Citadel		3 2		
															307 H	Buffalo		3 0		
															308 A	St. Francis Brooklyn		3 1		
															308 H	St. Francis Brooklyn		3 1		
															313 N	Morgan St.		3 0		
															319 H	Bucknell		3 2		
															321 A	Saint Francis (PA)		3 2		
															321 H	Saint Francis (PA)		3 0		
															327 A	Fairleigh Dickinson		3 0		
															327 H	Fairleigh Dickinson		3 0		
LAST 10 GAMES																				
						193 A	LIU Brooklyn		1 3		228 A	Bryant		2 3		319 H	Bucknell		3 2	
						308 A	St. Francis Brooklyn		3 1		237 A	Central Conn. St.		3 1		321 A	Saint Francis (PA)		3 2	
						321 A	Saint Francis (PA)		3 2		321 H	Saint Francis (PA)		3 0		321 H	Saint Francis (PA)		3 0	
						161 H	Sacred Heart		1 3		149 H	West Virginia		0 3		327 A	Fairleigh Dickinson		3 0	
						327 H	Fairleigh Dickinson		3 0		193 H	LIU Brooklyn		3 0		327 H	Fairleigh Dickinson		3 0	

Non-Div. I Games:

Robert Morris

RPI	S	Opponent	Score	
329	H	Coppin St.	3	1

Robert Morris

R
o
b
e
r
t
M
o
r
r
i
s

R
o
b
e
r
t
M
o
r
r
i
s

Average RPI Win:		270	WON-LOST RECORD		WINNING PCT. RANK		LAST 10 GAMES		STRENGTH OF SCHEDULE		OPP. STRENGTH OF SCHEDULE		TEAM RPI		ADJ RPI		CONF. RPI		ADJ CONF. RPI	
DIV. I ONLY			13- 17		.43333 200		4- 6		284		256		254		.43106 255		14		14	
DIV. I NON-CONF.			9- 7		.5625 144		1- 0		312		307		249		.42383 258		16		16	
TOTALS		RPI 1-25		RPI 26-50		W-L RECORDS		RPI 51-100		RPI 101-150		RPI 150+								
13- 17		0- 1		0- 0		OVERALL		1- 2		0- 4		12- 10								
6- 5		0- 1		0- 0		HOME		1- 0		0- 2		5- 2								
3- 8		0- 0		0- 0		AWAY		0- 2		0- 1		3- 5								
4- 4		0- 0		0- 0		NEUTRAL		0- 0		0- 1		4- 3								
9- 7		0- 0		0- 0		NON-CONFERENCE		0- 1		0- 1		9- 5								
3- 1		0- 0		0- 0		HOME		0- 0		0- 0		3- 1								
2- 2		0- 0		0- 0		AWAY		0- 1		0- 0		2- 1								
4- 4		0- 0		0- 0		NEUTRAL		0- 0		0- 1		4- 3								
4- 10		0- 1		0- 0		CONFERENCE		1- 1		0- 3		3- 5								
3- 4		0- 1		0- 0		HOME		1- 0		0- 2		2- 1								
1- 6		0- 0		0- 0		AWAY		0- 1		0- 1		1- 4								
0- 0		0- 0		0- 0		NEUTRAL		0- 0		0- 0		0- 0								
RPI	S	Opponent		Score		RPI	S	Opponent		Score		RPI	S	Opponent		Score				
16	H	Western Ky.		0 3								102	A	Southern Miss.		0 3				
								63 H UTSA		3 0		102	H	Southern Miss.		0 3				
								66 A Rice		0 3		111	H	Marshall		1 3				
								75 A Tulsa		1 3		120	N	Bowling Green		2 3				
												171	A	Memphis		1 3				
												179	A	Fla. Atlantic		0 3				
												181	N	Ill.-Chicago		2 3				
												185	N	Drake		0 3				
												187	A	North Texas		1 3				
												187	H	North Texas		0 3				
												214	H	UTEP		3 1				
												221	N	Oral Roberts		3 1				
												233	A	FIU		1 3				
												247	N	Northwestern St.		3 1				
												277	A	UAB		1 3				
												278	H	Middle Tenn.		3 1				
												283	A	Charlotte		3 1				
												286	H	La.-Monroe		0 3				
												293	A	Southeast Mo. St.		3 2				
												310	A	Eastern Ill.		3 2				
												310	N	Eastern Ill.		3 1				
												314	H	Ark.-Pine Bluff		3 0				
												324	N	New Orleans		1 3				
												325	H	Grambling		3 0				
												326	H	Jackson St.		3 0				
												326	N	Jackson St.		3 0				
LAST 10 GAMES																				
						102	H	Southern Miss.		0 3		233	A	FIU		1 3				
						187	A	North Texas		1 3		179	A	Fla. Atlantic		0 3				
						283	A	Charlotte		3 1		111	H	Marshall		1 3				
						63	H	UTSA		3 0		102	A	Southern Miss.		0 3				
						214	H	UTEP		3 1		325	H	Grambling		3 0				

Non-Div. I Games:

Louisiana Tech

Average RPI Win: 273		WON-LOST	WINNING	LAST 10	STRENGTH OF		OPP. STRENGTH	TEAM	ADJ	CONF.	ADJ CONF.
Average RPI Loss: 120		RECORD	PCT. RANK	GAMES	SCHEDULE		OF SCHEDULE	RPI	RPI	RPI	RPI
DIV. I ONLY		5- 26	.16129	314	1- 9		104	161	256	.43079	256
DIV. I NON-CONF.		4- 9	.30769	257	0- 0		90	245	202	.47173	203
TOTALS		RPI 1-25	RPI 26-50		W-L RECORDS		RPI 51-100		RPI 101-150		RPI 150+
5- 26	0- 0	0- 7		OVERALL		0- 5		0- 6		5- 8	
3- 10	0- 0	0- 4		HOME		0- 1		0- 2		3- 3	
0- 12	0- 0	0- 3		AWAY		0- 3		0- 1		0- 5	
2- 4	0- 0	0- 0		NEUTRAL		0- 1		0- 3		2- 0	
4- 9	0- 0	0- 1		NON-CONFERENCE		0- 3		0- 4		4- 1	
2- 2	0- 0	0- 1		HOME		0- 0		0- 1		2- 0	
0- 3	0- 0	0- 0		AWAY		0- 2		0- 0		0- 1	
2- 4	0- 0	0- 0		NEUTRAL		0- 1		0- 3		2- 0	
1- 17	0- 0	0- 6		CONFERENCE		0- 2		0- 2		1- 7	
1- 8	0- 0	0- 3		HOME		0- 1		0- 1		1- 3	
0- 9	0- 0	0- 3		AWAY		0- 1		0- 1		0- 4	
0- 0	0- 0	0- 0		NEUTRAL		0- 0		0- 0		0- 0	
RPI S	Opponent	Score	RPI S	Opponent	Score	RPI S	Opponent	Score	RPI S	Opponent	Score
			33 H	Dayton	0 3	67 A	Indiana	0 3	107 N	Northern Ky.	0 3
			35 A	Wichita St.	0 3	71 A	Southern Ill.	0 3	111 N	Marshall	0 3
			35 H	Wichita St.	0 3	71 H	Southern Ill.	2 3	115 N	Kennesaw St.	0 3
			45 A	UNI	0 3	74 N	Green Bay	0 3	130 A	Illinois St.	0 3
			45 H	UNI	0 3	100 A	SIUE	0 3	130 H	Illinois St.	0 3
			46 A	Missouri St.	0 3				137 H	Austin Peay	0 3
			46 H	Missouri St.	0 3				162 A	Loyola Chicago	0 3
									162 H	Loyola Chicago	2 3
									185 A	Drake	1 3
									185 H	Drake	2 3
									200 H	Kent St.	3 2
									231 A	Indiana St.	0 3
									231 H	Indiana St.	2 3
									271 A	Bradley	0 3
									271 H	Bradley	3 2
									286 N	La.-Monroe	3 2
									291 A	Jacksonville St.	2 3
									293 H	Southeast Mo. St.	3 2
									316 N	Nicholls St.	3 1
LAST 10 GAMES											
			35 H	Wichita St.	0 3	162 H	Loyola Chicago	2 3			
			46 H	Missouri St.	0 3	271 H	Bradley	3 2			
			71 H	Southern Ill.	2 3	185 A	Drake	1 3			
			130 A	Illinois St.	0 3	45 A	UNI	0 3			
			231 A	Indiana St.	0 3	71 A	Southern Ill.	0 3			

Non-Div. I Games:

Evansville

Average RPI Win:		271	WON-LOST RECORD		WINNING PCT. RANK		LAST 10 GAMES		STRENGTH OF SCHEDULE		OPP. STRENGTH OF SCHEDULE		TEAM RPI		ADJ RPI		CONF. RPI		ADJ CONF. RPI	
DIV. I ONLY			11- 16		.40741 211		4- 6		270		282		255		.43002 257		24		24	
DIV. I NON-CONF.			5- 5		.5 167		0- 0		322		298		280		.40014 281		27		27	
TOTALS		RPI 1-25		RPI 26-50		W-L RECORDS		RPI 51-100		RPI 101-150		RPI 150+								
11- 16		0- 0		0- 0		OVERALL		0- 1		1- 4		10- 11								
8- 4		0- 0		0- 0		HOME		0- 0		1- 1		7- 3								
2- 8		0- 0		0- 0		AWAY		0- 1		0- 2		2- 5								
1- 4		0- 0		0- 0		NEUTRAL		0- 0		0- 1		1- 3								
5- 5		0- 0		0- 0		NON-CONFERENCE		0- 1		0- 0		5- 4								
4- 0		0- 0		0- 0		HOME		0- 0		0- 0		4- 0								
0- 2		0- 0		0- 0		AWAY		0- 1		0- 0		0- 1								
1- 3		0- 0		0- 0		NEUTRAL		0- 0		0- 0		1- 3								
6- 11		0- 0		0- 0		CONFERENCE		0- 0		1- 4		5- 7								
4- 4		0- 0		0- 0		HOME		0- 0		1- 1		3- 3								
2- 6		0- 0		0- 0		AWAY		0- 0		0- 2		2- 4								
0- 1		0- 0		0- 0		NEUTRAL		0- 0		0- 1		0- 0								
RPI S	Opponent	Score		RPI S	Opponent	Score		RPI S	Opponent	Score		RPI S	Opponent	Score						
								61 A	UCF	0	3	103 A	High Point	0	3					
												103 H	High Point	3	0					
												103 N	High Point	1	3					
												117 A	Radford	2	3					
												117 H	Radford	1	3					
												170 A	Liberty	0	3					
												170 H	Liberty	2	3					
												177 A	Campbell	0	3					
												177 H	Campbell	1	3					
												189 A	Georgia	1	3					
												211 N	Central Ark.	1	3					
												219 N	Central Mich.	0	3					
												242 A	Winthrop	3	1					
												242 H	Winthrop	3	1					
												263 H	Western Caro.	3	0					
												264 N	San Francisco	1	3					
												282 A	Charleston So.	1	3					
												282 H	Charleston So.	1	3					
												287 A	Gardner-Webb	3	2					
												287 H	Gardner-Webb	3	2					
												296 H	Stetson	3	2					
												301 A	Presbyterian	2	3					
												301 H	Presbyterian	3	2					
												305 H	Alabama A&M	3	0					
												322 H	N.C. Central	3	0					
												330 N	Savannah St.	3	0					
LAST 10 GAMES																				
						103 N	High Point	1	3	117 A	Radford	2	3	301 A	Presbyterian	2	3			
						242 A	Winthrop	3	1	287 H	Gardner-Webb	3	2	305 H	Alabama A&M	3	0			
						301 A	Presbyterian	2	3	282 A	Charleston So.	1	3	322 H	N.C. Central	3	0			
						177 H	Campbell	1	3	301 H	Presbyterian	3	2	330 N	Savannah St.	3	0			
						170 A	Liberty	0	3	103 H	High Point	3	0							

Non-Div. I Games: Montreat 3 0

UNC Asheville

Average RPI Win:	292	WON-LOST	WINNING	LAST 10	STRENGTH OF	OPP. STRENGTH	TEAM	ADJ	CONF.	ADJ CONF.		
Average RPI Loss:	174	RECORD	PCT. RANK	GAMES	SCHEDULE	OF SCHEDULE	RPI	RPI	RPI	RPI		
DIV. I ONLY		10- 19	.34483	248	5- 5	228	288	258	.42982	258	27	27
DIV. I NON-CONF.		4- 9	.30769	257	0- 0	184	283	248	.43105	248	28	28
<hr/>												
TOTALS	RPI 1-25	RPI 26-50		W-L RECORDS		RPI 51-100		RPI 101-150		RPI 150+		
10- 19	0- 0	0- 1		OVERALL		0- 2		0- 5		10- 11		
4- 8	0- 0	0- 0		HOME		0- 1		0- 2		4- 5		
3- 8	0- 0	0- 1		AWAY		0- 1		0- 2		3- 4		
3- 3	0- 0	0- 0		NEUTRAL		0- 0		0- 1		3- 2		
4- 9	0- 0	0- 1		NON-CONFERENCE		0- 0		0- 3		4- 5		
1- 3	0- 0	0- 0		HOME		0- 0		0- 1		1- 2		
0- 3	0- 0	0- 1		AWAY		0- 0		0- 1		0- 1		
3- 3	0- 0	0- 0		NEUTRAL		0- 0		0- 1		3- 2		
6- 10	0- 0	0- 0		CONFERENCE		0- 2		0- 2		6- 6		
3- 5	0- 0	0- 0		HOME		0- 1		0- 1		3- 3		
3- 5	0- 0	0- 0		AWAY		0- 1		0- 1		3- 3		
0- 0	0- 0	0- 0		NEUTRAL		0- 0		0- 0		0- 0		
RPI	S	Opponent	Score	RPI	S	Opponent	Score	RPI	S	Opponent	Score	
				50	A	James Madison	0 3	88	A	American	0 3	
								88	H	American	0 3	
								118	H	Fairfield	0 3	
								129	N	Idaho St.	1 3	
								135	A	New Hampshire	0 3	
								146	A	Army West Point	1 3	
								146	H	Army West Point	0 3	
								161	N	Sacred Heart	1 3	
								172	A	Colgate	0 3	
								172	H	Colgate	0 3	
								180	A	Navy	2 3	
								180	H	Navy	1 3	
								228	H	Bryant	0 3	
								241	A	Lehigh	0 3	
								241	H	Lehigh	3 0	
								248	A	Providence	0 3	
								249	N	Georgia St.	0 3	
								252	N	Quinnipiac	3 1	
								260	H	Brown	3 2	
								261	N	La Salle	3 0	
								280	H	UMass Lowell	0 3	
								303	A	Loyola Maryland	3 1	
								303	H	Loyola Maryland	1 3	
				LAST 10 GAMES				319	A	Bucknell	3 0	
				241	H	Lehigh	3 0	88	A	American	0 3	
				319	H	Bucknell	3 0	172	A	Colgate	0 3	
				323	H	Lafayette	3 1	146	A	Army West Point	1 3	
				180	H	Navy	1 3	319	A	Bucknell	3 0	
				303	A	Loyola Maryland	3 1	241	A	Lehigh	0 3	
								319	H	Bucknell	3 0	
								322	N	N.C. Central	3 0	
								323	A	Lafayette	3 1	
								323	H	Lafayette	3 1	

Non-Div. I Games:

Holy Cross

Average RPI Win:		274	WON-LOST RECORD		WINNING PCT. RANK		LAST 10 GAMES		STRENGTH OF SCHEDULE		OPP. STRENGTH OF SCHEDULE		TEAM RPI		ADJ RPI		CONF. RPI		ADJ CONF. RPI				
DIV. I ONLY			5- 20		.2 304		1- 9		150		175		260		.42766 259		18		17				
DIV. I NON-CONF.			2- 7		.22222 284		0- 0		85		114		210		.46635 210		17		17				
TOTALS		RPI 1-25		RPI 26-50		W-L RECORDS		RPI 51-100		RPI 101-150		RPI 150+											
5- 20		0- 2		0- 0		OVERALL		0- 5		0- 7		5- 6											
2- 6		0- 0		0- 0		HOME		0- 1		0- 3		2- 2											
1- 10		0- 1		0- 0		AWAY		0- 2		0- 3		1- 4											
2- 4		0- 1		0- 0		NEUTRAL		0- 2		0- 1		2- 0											
2- 7		0- 2		0- 0		NON-CONFERENCE		0- 2		0- 2		2- 1											
0- 0		0- 0		0- 0		HOME		0- 0		0- 0		0- 0											
0- 3		0- 1		0- 0		AWAY		0- 0		0- 1		0- 1											
2- 4		0- 1		0- 0		NEUTRAL		0- 2		0- 1		2- 0											
3- 13		0- 0		0- 0		CONFERENCE		0- 3		0- 5		3- 5											
2- 6		0- 0		0- 0		HOME		0- 1		0- 3		2- 2											
1- 7		0- 0		0- 0		AWAY		0- 2		0- 2		1- 3											
0- 0		0- 0		0- 0		NEUTRAL		0- 0		0- 0		0- 0											
RPI	S	Opponent		Score		RPI	S	Opponent		Score		RPI	S	Opponent		Score							
3	A	Nebraska		0	3							65	N	Loyola Marymount		0	3	108	A	Denver		0	3
12	N	Creighton		0	3							80	N	Gonzaga		0	3	110	H	Sacramento St.		1	3
												91	A	Northern Ariz.		0	3	129	H	Idaho St.		1	3
												92	A	North Dakota		0	3	139	N	Utah St.		0	3
												92	H	North Dakota		0	3	142	A	Northern Colo.		0	3
																		142	H	Northern Colo.		1	3
																		143	A	Portland St.		0	3
																		199	A	Eastern Wash.		1	3
																		199	H	Eastern Wash.		1	3
																		204	A	Idaho		2	3
																		204	H	Idaho		1	3
																		218	H	Weber St.		3	2
																		253	A	Air Force		2	3
																		276	A	Montana		0	3
																		276	H	Montana		3	1
																		291	N	Jacksonville St.		3	1
																		292	A	Southern Utah		3	0
																		294	N	Grand Canyon		3	2
						LAST 10 GAMES																	
						204	A	Idaho		2	3	142	H	Northern Colo.		1	3						
						199	A	Eastern Wash.		1	3	292	A	Southern Utah		3	0						
						276	A	Montana		0	3	91	A	Northern Ariz.		0	3						
						110	H	Sacramento St.		1	3	142	A	Northern Colo.		0	3						
						92	H	North Dakota		0	3	92	A	North Dakota		0	3						

Non-Div. I Games:

Montana St.

Average RPI Win: 225		WON-LOST RECORD		WINNING PCT. RANK		LAST 10 GAMES		STRENGTH OF SCHEDULE		OPP. STRENGTH OF SCHEDULE		TEAM RPI		ADJ RPI		CONF. RPI		ADJ CONF. RPI	
DIV. I ONLY		5- 19		.20833 303		2- 8		141		249		262		.4262 260		17		16	
DIV. I NON-CONF.		2- 8		.2 289		0- 0		149		273		267		.41641 267		21		21	
TOTALS		RPI 1-25		RPI 26-50		W-L RECORDS		RPI 51-100		RPI 101-150		RPI 150+							
5- 19		0- 0		0- 0		OVERALL		0- 4		0- 3		5- 12							
4- 8		0- 0		0- 0		HOME		0- 2		0- 1		4- 5							
1- 8		0- 0		0- 0		AWAY		0- 1		0- 1		1- 6							
0- 3		0- 0		0- 0		NEUTRAL		0- 1		0- 1		0- 1							
2- 8		0- 0		0- 0		NON-CONFERENCE		0- 2		0- 1		2- 5							
2- 3		0- 0		0- 0		HOME		0- 1		0- 0		2- 2							
0- 2		0- 0		0- 0		AWAY		0- 0		0- 0		0- 2							
0- 3		0- 0		0- 0		NEUTRAL		0- 1		0- 1		0- 1							
3- 11		0- 0		0- 0		CONFERENCE		0- 2		0- 2		3- 7							
2- 5		0- 0		0- 0		HOME		0- 1		0- 1		2- 3							
1- 6		0- 0		0- 0		AWAY		0- 1		0- 1		1- 4							
0- 0		0- 0		0- 0		NEUTRAL		0- 0		0- 0		0- 0							
RPI S	Opponent	Score		RPI S	Opponent	Score		RPI S	Opponent	Score		RPI S	Opponent	Score					
								77 A Princeton	0	3		101 A Yale	1	3					
								77 H Princeton	0	3		101 H Yale	0	3					
								79 H New Mexico St.	0	3		118 N Fairfield	0	3					
								97 N UC Santa Barbara	0	3		166 A Columbia	0	3					
												166 H Columbia	0	3					
												174 N St. John's (NY)	0	3					
												201 A Cornell	3	2					
												201 H Cornell	1	3					
												202 A Harvard	2	3					
												202 H Harvard	1	3					
												213 H Binghamton	1	3					
												215 A Penn	0	3					
												215 H Penn	3	1					
												228 H Bryant	3	1					
												237 H Central Conn. St.	3	2					
												244 A Dartmouth	2	3					
												244 H Dartmouth	3	1					
												248 H Providence	2	3					
												258 A Holy Cross	2	3					
												264 A San Francisco	1	3					
LAST 10 GAMES																			
								202 A Harvard	2	3		166 H Columbia	0	3					
								244 A Dartmouth	2	3		101 A Yale	1	3					
								77 H Princeton	0	3		215 A Penn	0	3					
								215 H Penn	3	1		77 A Princeton	0	3					
								201 H Cornell	1	3		244 H Dartmouth	3	1					

Non-Div. I Games:

Brown

Average RPI Win:	293	WON-LOST RECORD	WINNING PCT. RANK	LAST 10 GAMES	STRENGTH OF SCHEDULE	OPP. STRENGTH OF SCHEDULE	TEAM RPI	ADJ RPI	CONF. RPI	ADJ CONF. RPI					
DIV. I ONLY		10- 20	.33333	250	248	268	265	.42459	261	19	19				
DIV. I NON-CONF.		9- 7	.5625	144	298	306	239	.44034	239	20	20				
<hr/>															
TOTALS	RPI 1-25	RPI 26-50		W-L RECORDS		RPI 51-100		RPI 101-150		RPI 150+					
10- 20	0- 0	0- 3		OVERALL		0- 3		0- 3		10- 11					
5- 8	0- 0	0- 2		HOME		0- 2		0- 2		5- 2					
3- 10	0- 0	0- 1		AWAY		0- 1		0- 1		3- 7					
2- 2	0- 0	0- 0		NEUTRAL		0- 0		0- 0		2- 2					
<hr/>															
9- 7	0- 0	0- 1		NON-CONFERENCE		0- 1		0- 0		9- 5					
4- 2	0- 0	0- 1		HOME		0- 1		0- 0		4- 0					
3- 3	0- 0	0- 0		AWAY		0- 0		0- 0		3- 3					
2- 2	0- 0	0- 0		NEUTRAL		0- 0		0- 0		2- 2					
<hr/>															
1- 13	0- 0	0- 2		CONFERENCE		0- 2		0- 3		1- 6					
1- 6	0- 0	0- 1		HOME		0- 1		0- 2		1- 2					
0- 7	0- 0	0- 1		AWAY		0- 1		0- 1		0- 4					
0- 0	0- 0	0- 0		NEUTRAL		0- 0		0- 0		0- 0					
<hr/>															
RPI	S	Opponent	Score	RPI	S	Opponent	Score	RPI	S	Opponent	Score				
				33	A	Dayton	0 3	72	H	Villanova	1 3				
				33	H	Dayton	0 3	81	A	Saint Louis	0 3				
				47	H	Temple	1 3	81	H	Saint Louis	0 3				
										147	H	VCU	0 3		
										174	A	St. John's (NY)	0 3		
										176	A	Duquesne	0 3		
										176	H	Duquesne	2 3		
										213	N	Binghamton	3 0		
										215	A	Penn	0 3		
										230	A	George Washington	0 3		
										239	H	Davidson	2 3		
										248	A	Providence	1 3		
										252	H	Quinnipiac	3 0		
										252	N	Quinnipiac	2 3		
										258	N	Holy Cross	0 3		
										273	A	Fordham	1 3		
										273	H	Fordham	3 2		
										274	N	Niagara	3 1		
										275	A	George Mason	2 3		
										304	H	NJIT	3 0		
										313	H	Morgan St.	3 0		
										321	H	Saint Francis (PA)	3 1		
										323	A	Lafayette	3 0		
										327	A	Fairleigh Dickinson	3 2		
										328	A	Delaware St.	3 0		
LAST 10 GAMES															
				176	A	Duquesne	0 3	81	A	Saint Louis	0 3	327	A	Fairleigh Dickinson	3 2
				33	H	Dayton	0 3	33	A	Dayton	0 3	328	A	Delaware St.	3 0
				81	H	Saint Louis	0 3	328	A	Delaware St.	3 0				
				275	A	George Mason	2 3	273	H	Fordham	3 2				
				230	A	George Washington	0 3	138	H	Rhode Island	0 3				

Non-Div. I Games:

La Salle

Average RPI Win:	273	WON-LOST RECORD	WINNING PCT. RANK	LAST 10 GAMES	STRENGTH OF SCHEDULE	OPP. STRENGTH OF SCHEDULE	TEAM RPI	ADJ RPI	CONF. RPI	ADJ CONF. RPI	
Average RPI Loss:	162										
DIV. I ONLY	9- 22	.29032	268	4- 6	193	257	259	.42412	262	26	26
DIV. I NON-CONF.	4- 11	.26667	275	0- 0	169	236	246	.43183	246	26	26
<hr/>											
TOTALS	RPI 1-25	RPI 26-50		W-L RECORDS	RPI 51-100		RPI 101-150		RPI 150+		
9- 22	0- 0	0- 0		OVERALL	0- 7		0- 5		9- 10		
4- 6	0- 0	0- 0		HOME	0- 3		0- 1		4- 2		
3- 9	0- 0	0- 0		AWAY	0- 3		0- 2		3- 4		
2- 7	0- 0	0- 0		NEUTRAL	0- 1		0- 2		2- 4		
<hr/>											
4- 11	0- 0	0- 0		NON-CONFERENCE	0- 3		0- 3		4- 5		
1- 1	0- 0	0- 0		HOME	0- 1		0- 0		1- 0		
1- 3	0- 0	0- 0		AWAY	0- 1		0- 1		1- 1		
2- 7	0- 0	0- 0		NEUTRAL	0- 1		0- 2		2- 4		
<hr/>											
5- 11	0- 0	0- 0		CONFERENCE	0- 4		0- 2		5- 5		
3- 5	0- 0	0- 0		HOME	0- 2		0- 1		3- 2		
2- 6	0- 0	0- 0		AWAY	0- 2		0- 1		2- 3		
0- 0	0- 0	0- 0		NEUTRAL	0- 0		0- 0		0- 0		
<hr/>											
RPI S	Opponent	Score	RPI S	Opponent	Score	RPI S	Opponent	Score	RPI S	Opponent	Score
						55 A	Arkansas St.	0 3	106 A	Col. of Charleston	0 3
						75 N	Tulsa	0 3	109 N	Oklahoma	1 3
						91 H	Northern Ariz.	1 3	112 N	South Carolina	0 3
						93 A	Murray St.	0 3	137 A	Austin Peay	0 3
						93 H	Murray St.	0 3	137 H	Austin Peay	0 3
						100 A	SIUE	1 3	165 N	Mississippi St.	0 3
						100 H	SIUE	1 3	171 N	Memphis	0 3
									178 H	Belmont	1 3
									188 H	Tennessee St.	3 2
									208 A	Little Rock	0 3
									211 N	Central Ark.	0 3
									213 N	Binghamton	3 1
									240 A	Eastern Ky.	1 3
									267 A	Morehead St.	3 0
									277 A	UAB	3 1
									285 N	Louisiana	1 3
									289 A	Tennessee Tech	1 3
									291 H	Jacksonville St.	3 0
									293 A	Southeast Mo. St.	0 3
									293 H	Southeast Mo. St.	3 2
									305 H	Alabama A&M	3 0
									310 A	Eastern Ill.	3 2
									310 H	Eastern Ill.	1 3
									314 N	Ark.-Pine Bluff	3 0

Non-Div. I Games:

UT Martin

Average RPI Win:	246	WON-LOST	WINNING	LAST 10	STRENGTH OF	OPP. STRENGTH	TEAM	ADJ	CONF.	ADJ CONF.							
Average RPI Loss:	184	RECORD	PCT. RANK	GAMES	SCHEDULE	OF SCHEDULE	RPI	RPI	RPI	RPI							
DIV. I ONLY	11- 19	.36667	241	3- 7	273	248	261	.42389	263	21	21						
DIV. I NON-CONF.	5- 8	.38462	223	0- 0	323	271	303	.37516	302	24	24						
<hr/>																	
TOTALS	RPI 1-25	RPI 26-50		W-L RECORDS		RPI 51-100		RPI 101-150		RPI 150+							
11- 19	0- 0	0- 0		OVERALL		0- 2		2- 4		9- 13							
8- 4	0- 0	0- 0		HOME		0- 1		2- 0		6- 3							
1- 11	0- 0	0- 0		AWAY		0- 1		0- 3		1- 7							
2- 4	0- 0	0- 0		NEUTRAL		0- 0		0- 1		2- 3							
<hr/>																	
5- 8	0- 0	0- 0		NON-CONFERENCE		0- 0		0- 2		5- 6							
3- 1	0- 0	0- 0		HOME		0- 0		0- 0		3- 1							
0- 4	0- 0	0- 0		AWAY		0- 0		0- 1		0- 3							
2- 3	0- 0	0- 0		NEUTRAL		0- 0		0- 1		2- 2							
<hr/>																	
6- 11	0- 0	0- 0		CONFERENCE		0- 2		2- 2		4- 7							
5- 3	0- 0	0- 0		HOME		0- 1		2- 0		3- 2							
1- 7	0- 0	0- 0		AWAY		0- 1		0- 2		1- 4							
0- 1	0- 0	0- 0		NEUTRAL		0- 0		0- 0		0- 1							
<hr/>																	
RPI S	Opponent	Score	RPI S	Opponent	Score	RPI S	Opponent	Score	RPI S	Opponent	Score						
						99 A	ETSU	2	3	113 A	South Fla.	0	3				
						99 H	ETSU	1	3	124 A	Samford	0	3				
						124 H	Samford	3	1	132 N	New Mexico	0	3				
						150 A	Chattanooga	1	3	150 H	Chattanooga	3	1				
						157 A	UNCG	1	3	157 H	UNCG	0	3				
						157 N	UNCG	2	3	179 N	Fla. Atlantic	1	3				
						194 A	Mercer	1	3	194 H	Mercer	3	2				
						207 A	Wofford	1	3	207 H	Wofford	0	3				
						217 A	Furman	0	3	217 H	Furman	3	0				
						229 A	William & Mary	0	3	235 N	Georgetown	3	0				
						242 A	Winthrop	0	3	257 A	UNC Asheville	0	3				
						277 H	UAB	3	2	282 H	Charleston So.	3	2				
						283 N	Charlotte	1	3	289 H	Tennessee Tech	1	3				
						298 H	Appalachian St.	3	2	302 A	The Citadel	3	0				
						302 H	The Citadel	3	0								
LAST 10 GAMES																	
157 N	UNCG	2	3	217 H	Furman	3	0	282 H	Charleston So.	3	2						
302 A	The Citadel	3	0	157 H	UNCG	0	3	283 N	Charlotte	1	3						
194 A	Mercer	1	3	207 A	Wofford	1	3	289 H	Tennessee Tech	1	3						
157 A	UNCG	1	3	124 A	Samford	0	3	298 H	Appalachian St.	3	2						
150 H	Chattanooga	3	1	99 H	ETSU	1	3	302 A	The Citadel	3	0						

Non-Div. I Games:

Western Caro.

RPI	S	Opponent	Score	
329	N	Coppin St.	3	0

Western Caro.

W
e
s
t
e
r
n
C
a
r
o
.

W
e
s
t
e
r
n
C
a
r
o
.

Average RPI Win:	253	WON-LOST	WINNING	LAST 10	STRENGTH OF	OPP. STRENGTH	TEAM	ADJ	CONF.	ADJ CONF.	
Average RPI Loss:	103	RECORD	PCT. RANK	GAMES	SCHEDULE	OF SCHEDULE	RPI	RPI	RPI	RPI	
DIV. I ONLY	4- 27	.12903	323	0- 10	129	94	269	.42323	264	5	5
DIV. I NON-CONF.	4- 9	.30769	257	0- 0	213	217	254	.42679	252	5	5
<hr/>											
TOTALS	RPI 1-25	RPI 26-50		W-L RECORDS		RPI 51-100		RPI 101-150		RPI 150+	
4- 27	0- 4	0- 0		OVERALL		0- 14		0- 2		4- 7	
2- 14	0- 2	0- 0		HOME		0- 8		0- 1		2- 3	
0- 10	0- 2	0- 0		AWAY		0- 5		0- 1		0- 2	
2- 3	0- 0	0- 0		NEUTRAL		0- 1		0- 0		2- 2	
4- 9	0- 0	0- 0		NON-CONFERENCE		0- 4		0- 0		4- 5	
2- 5	0- 0	0- 0		HOME		0- 3		0- 0		2- 2	
0- 1	0- 0	0- 0		AWAY		0- 0		0- 0		0- 1	
2- 3	0- 0	0- 0		NEUTRAL		0- 1		0- 0		2- 2	
0- 18	0- 4	0- 0		CONFERENCE		0- 10		0- 2		0- 2	
0- 9	0- 2	0- 0		HOME		0- 5		0- 1		0- 1	
0- 9	0- 2	0- 0		AWAY		0- 5		0- 1		0- 1	
0- 0	0- 0	0- 0		NEUTRAL		0- 0		0- 0		0- 0	
RPI S	Opponent	Score	RPI S	Opponent	Score	RPI S	Opponent	Score	RPI S	Opponent	Score
7 A	BYU	0 3				65 A	Loyola Marymount	0 3	126 A	Santa Clara	0 3
7 H	BYU	1 3				65 H	Loyola Marymount	0 3	126 H	Santa Clara	0 3
17 A	San Diego	0 3				67 H	Indiana	1 3	164 N	UC Irvine	0 3
17 H	San Diego	0 3				77 H	Princeton	0 3	166 H	Columbia	3 0
						80 A	Gonzaga	0 3	167 A	St. Mary's (CA)	0 3
						80 H	Gonzaga	0 3	167 H	St. Mary's (CA)	0 3
						85 A	Pacific	0 3	174 H	St. John's (NY)	0 3
						85 H	Pacific	0 3	177 H	Campbell	2 3
						89 A	Pepperdine	1 3	189 A	Georgia	1 3
						89 H	Pepperdine	0 3	257 N	UNC Asheville	3 1
						91 N	Northern Ariz.	0 3	260 H	Brown	3 1
						97 H	UC Santa Barbara	0 3	265 N	UC Riverside	2 3
						98 A	Portland	0 3	330 N	Savannah St.	3 0
						98 H	Portland	2 3			
			LAST 10 GAMES								
			85 H	Pacific	0 3	126 A	Santa Clara	0 3			
			17 H	San Diego	0 3	98 H	Portland	2 3			
			7 H	BYU	1 3	80 H	Gonzaga	0 3			
			89 A	Pepperdine	1 3	85 A	Pacific	0 3			
			65 A	Loyola Marymount	0 3	167 A	St. Mary's (CA)	0 3			

Non-Div. I Games:

San Francisco

Average RPI Win: 239		WON-LOST RECORD		WINNING PCT. RANK		LAST 10 GAMES		STRENGTH OF SCHEDULE		OPP. STRENGTH OF SCHEDULE		TEAM RPI		ADJ RPI		CONF. RPI		ADJ CONF. RPI	
DIV. I ONLY		8- 20		.28571 270		2- 8		263		112		268		.42214 265		12		11	
DIV. I NON-CONF.		5- 7		.41667 211		0- 0		311		160		273		.41048 272		10		10	
TOTALS		RPI 1-25		RPI 26-50		W-L RECORDS		RPI 51-100		RPI 101-150		RPI 150+							
8- 20		0- 0		0- 2		OVERALL		2- 6		0- 4		6- 8							
2- 6		0- 0		0- 1		HOME		1- 2		0- 1		1- 2							
1- 11		0- 0		0- 1		AWAY		1- 2		0- 2		0- 6							
5- 3		0- 0		0- 0		NEUTRAL		0- 2		0- 1		5- 0							
5- 7		0- 0		0- 0		NON-CONFERENCE		0- 2		0- 2		5- 3							
0- 0		0- 0		0- 0		HOME		0- 0		0- 0		0- 0							
0- 4		0- 0		0- 0		AWAY		0- 0		0- 1		0- 3							
5- 3		0- 0		0- 0		NEUTRAL		0- 2		0- 1		5- 0							
3- 13		0- 0		0- 2		CONFERENCE		2- 4		0- 2		1- 5							
2- 6		0- 0		0- 1		HOME		1- 2		0- 1		1- 2							
1- 7		0- 0		0- 1		AWAY		1- 2		0- 1		0- 3							
0- 0		0- 0		0- 0		NEUTRAL		0- 0		0- 0		0- 0							
RPI	S	Opponent		Score	RPI	S	Opponent		Score	RPI	S	Opponent		Score					
			27 A	Hawaii	0		3	52 A	Cal Poly	0		3	139 A	Utah St.	0		3		
			27 H	Hawaii	0		3	52 H	Cal Poly	0		3	143 N	Portland St.	0		3		
								69 A	Long Beach St.	0		3	144 A	UC Davis	1		3		
								69 H	Long Beach St.	1		3	144 H	UC Davis	1		3		
								84 N	Nevada	0		3	151 A	CSUN	0		3		
								91 N	Northern Ariz.	2		3	151 H	CSUN	1		3		
								97 A	UC Santa Barbara	3		2	160 A	CSU Bakersfield	0		3		
								97 H	UC Santa Barbara	3		1	164 A	UC Irvine	0		3		
													164 H	UC Irvine	1		3		
													167 A	St. Mary's (CA)	1		3		
													175 A	California	2		3		
													264 N	San Francisco	3		2		
													278 N	Middle Tenn.	3		1		
													288 A	Cal St. Fullerton	1		3		
													288 H	Cal St. Fullerton	3		0		
													292 N	Southern Utah	3		1		
													292 N	Southern Utah	3		0		
													300 N	Southeastern La.	3		0		
LAST 10 GAMES																			
			69 A	Long Beach St.	0		3	288 H	Cal St. Fullerton	3		0							
			151 H	CSUN	1		3	151 A	CSUN	0		3							
			97 A	UC Santa Barbara	3		2	27 H	Hawaii	0		3							
			52 A	Cal Poly	0		3	164 A	UC Irvine	0		3							
			144 H	UC Davis	1		3	144 A	UC Davis	1		3							

Non-Div. I Games:

UC Riverside

Average RPI Win: 226		WON-LOST RECORD		WINNING PCT. RANK		LAST 10 GAMES		STRENGTH OF SCHEDULE		OPP. STRENGTH OF SCHEDULE		TEAM RPI		ADJ RPI		CONF. RPI		ADJ CONF. RPI	
DIV. I ONLY		8- 22		.26667 275		4- 6		206		209		263		.42161 266		25		25	
DIV. I NON-CONF.		3- 11		.21429 287		0- 0		114		122		233		.44571 233		22		22	
TOTALS		RPI 1-25		RPI 26-50		W-L RECORDS		RPI 51-100		RPI 101-150		RPI 150+							
8- 22		0- 0		0- 2		OVERALL		1- 6		0- 3		7- 11							
5- 8		0- 0		0- 1		HOME		0- 1		0- 1		5- 5							
2- 8		0- 0		0- 0		AWAY		0- 3		0- 1		2- 4							
1- 6		0- 0		0- 1		NEUTRAL		1- 2		0- 1		0- 2							
3- 11		0- 0		0- 2		NON-CONFERENCE		1- 4		0- 1		2- 4							
2- 3		0- 0		0- 1		HOME		0- 0		0- 0		2- 2							
0- 2		0- 0		0- 0		AWAY		0- 2		0- 0		0- 0							
1- 6		0- 0		0- 1		NEUTRAL		1- 2		0- 1		0- 2							
5- 11		0- 0		0- 0		CONFERENCE		0- 2		0- 2		5- 7							
3- 5		0- 0		0- 0		HOME		0- 1		0- 1		3- 3							
2- 6		0- 0		0- 0		AWAY		0- 1		0- 1		2- 4							
0- 0		0- 0		0- 0		NEUTRAL		0- 0		0- 0		0- 0							
RPI S	Opponent	Score		RPI S	Opponent	Score		RPI S	Opponent	Score		RPI S	Opponent	Score					
37 H	Iowa St.	0 3		56 N	Illinois	0 3		108 A	Denver	0 3		108 H	Denver	1 3					
45 N	UNI	0 3		81 A	Saint Louis	0 3		92 A	North Dakota	0 3		144 N	UC Davis	0 3					
				93 N	Murray St.	3 2		173 H	UMKC	0 3		185 H	Drake	1 3					
				95 N	Ole Miss	1 3		190 A	IUPUI	0 3		190 H	IUPUI	0 3					
				96 A	South Dakota	0 3		201 N	Cornell	1 3		203 A	North Dakota St.	0 3					
				96 H	South Dakota	1 3		203 H	North Dakota St.	3 2		210 H	Ball St.	3 2					
								221 A	Oral Roberts	3 2		221 H	Oral Roberts	3 2					
								232 A	Fort Wayne	1 3		232 H	Fort Wayne	2 3					
								243 H	Abilene Christian	3 2		271 N	Bradley	1 3					
								297 A	South Dakota St.	0 3		297 H	South Dakota St.	3 2					
								318 A	Western Ill.	3 2		318 H	Western Ill.	1 3					
LAST 10 GAMES				LAST 10 GAMES				LAST 10 GAMES				LAST 10 GAMES							
318 A	Western Ill.	3 2		96 A	South Dakota	0 3		232 A	Fort Wayne	1 3		190 A	IUPUI	0 3					
108 A	Denver	0 3		221 H	Oral Roberts	3 2		203 H	North Dakota St.	3 2		96 H	South Dakota	1 3					
221 H	Oral Roberts	3 2		297 H	South Dakota St.	3 2													
297 H	South Dakota St.	3 2		203 A	North Dakota St.	0 3													

Non-Div. I Games:

Omaha

[illegible]

Non-Div. I Games:

Morehead St.

Average RPI Win: 251		WON-LOST	WINNING	LAST 10	STRENGTH OF		OPP. STRENGTH	TEAM	ADJ	CONF.	ADJ CONF.
Average RPI Loss: 160		RECORD	PCT. RANK	GAMES	SCHEDULE		OF SCHEDULE	RPI	RPI	RPI	RPI
DIV. I ONLY		6- 22	.21429 301	3- 7	166		235	270	.42143 268	28	28
DIV. I NON-CONF.		0- 12	0 322	0- 0	74		139	271	.41297 270	25	25
TOTALS		RPI 1-25	RPI 26-50	W-L RECORDS	RPI 51-100		RPI 101-150		RPI 150+		
6- 22	0- 1		0- 0	OVERALL	0- 6		0- 4		6- 11		
3- 5	0- 0		0- 0	HOME	0- 1		0- 1		3- 3		
3- 9	0- 0		0- 0	AWAY	0- 2		0- 1		3- 6		
0- 8	0- 1		0- 0	NEUTRAL	0- 3		0- 2		0- 2		
0- 12	0- 1		0- 0	NON-CONFERENCE	0- 4		0- 3		0- 4		
0- 0	0- 0		0- 0	HOME	0- 0		0- 0		0- 0		
0- 4	0- 0		0- 0	AWAY	0- 1		0- 1		0- 2		
0- 8	0- 1		0- 0	NEUTRAL	0- 3		0- 2		0- 2		
6- 10	0- 0		0- 0	CONFERENCE	0- 2		0- 1		6- 7		
3- 5	0- 0		0- 0	HOME	0- 1		0- 1		3- 3		
3- 5	0- 0		0- 0	AWAY	0- 1		0- 0		3- 4		
0- 0	0- 0		0- 0	NEUTRAL	0- 0		0- 0		0- 0		
RPI S Opponent Score	RPI S Opponent Score		RPI S Opponent Score		RPI S Opponent Score		RPI S Opponent Score		RPI S Opponent Score		
10 N Kansas	0	3			60 A A&M-Corpus Christi	0	3	109 A Oklahoma	0	3	
					60 H A&M-Corpus Christi	1	3	129 N Idaho St.	0	3	
					63 N UTSA	0	3	134 N Ohio	0	3	
					70 A Iowa	0	3	136 H Sam Houston St.	1	3	
					96 N South Dakota	0	3	165 A Mississippi St.	2	3	
					96 N South Dakota	0	3	169 H SFA	0	3	
								199 N Eastern Wash.	0	3	
								206 A Houston Baptist	3	2	
								206 H Houston Baptist	3	2	
								211 H Central Ark.	3	2	
								220 N Texas Southern	2	3	
								243 A Abilene Christian	0	3	
								243 H Abilene Christian	3	0	
								245 A Houston	2	3	
								246 A Incarnate Word	2	3	
								246 H Incarnate Word	2	3	
								247 H Northwestern St.	2	3	
								284 A McNeese	2	3	
								300 A Southeastern La.	2	3	
								316 A Nicholls St.	3	0	
								324 A New Orleans	3	1	
		LAST 10 GAMES									
				246 H Incarnate Word	2	3	169 H SFA	0	3		
				60 H A&M-Corpus Christi	1	3	284 A McNeese	2	3		
				243 A Abilene Christian	0	3	316 A Nicholls St.	3	0		
				206 H Houston Baptist	3	2	243 H Abilene Christian	3	0		
				136 H Sam Houston St.	1	3	60 A A&M-Corpus Christi	0	3		

Non-Div. I Games:

Lamar University

R
i
d
e
r

Rider

RPI	S	Opponent	Score	
331	A	Saint Peter's	3	0
331	H	Saint Peter's	3	0
333	N	South Carolina St.	3	0

Rider

R
i
d
e
r

R
i
d
e
r

Average RPI Win: 297		WON-LOST RECORD		WINNING PCT. RANK		LAST 10 GAMES		STRENGTH OF SCHEDULE		OPP. STRENGTH OF SCHEDULE		TEAM RPI		ADJ RPI		CONF. RPI		ADJ CONF. RPI	
DIV. I ONLY		12- 18		.4 214		7- 3		277		305		266		.42049 270		30		30	
DIV. I NON-CONF.		1- 9		.1 309		0- 0		254		162		311		.36141 311		31		31	
TOTALS		RPI 1-25		RPI 26-50		W-L RECORDS		RPI 51-100		RPI 101-150		RPI 150+							
12- 18		0- 1		0- 0		OVERALL		0- 1		0- 4		12- 12							
6- 4		0- 0		0- 0		HOME		0- 0		0- 1		6- 3							
4- 9		0- 0		0- 0		AWAY		0- 0		0- 2		4- 7							
2- 5		0- 1		0- 0		NEUTRAL		0- 1		0- 1		2- 2							
1- 9		0- 1		0- 0		NON-CONFERENCE		0- 1		0- 1		1- 6							
0- 1		0- 0		0- 0		HOME		0- 0		0- 0		0- 1							
0- 3		0- 0		0- 0		AWAY		0- 0		0- 0		0- 3							
1- 5		0- 1		0- 0		NEUTRAL		0- 1		0- 1		1- 2							
11- 9		0- 0		0- 0		CONFERENCE		0- 0		0- 3		11- 6							
6- 3		0- 0		0- 0		HOME		0- 0		0- 1		6- 2							
4- 6		0- 0		0- 0		AWAY		0- 0		0- 2		4- 4							
1- 0		0- 0		0- 0		NEUTRAL		0- 0		0- 0		1- 0							
RPI S	Opponent	Score		RPI S	Opponent	Score		RPI S	Opponent	Score		RPI S	Opponent	Score					
22 N	Penn St.	0 3						57 N	Hofstra	0 3		118 A	Fairfield	0 3					
												118 A	Fairfield	1 3					
												118 H	Fairfield	1 3					
												135 N	New Hampshire	2 3					
												168 A	Virginia Tech	0 3					
												189 N	Georgia	0 3					
												202 A	Harvard	0 3					
												213 H	Binghamton	1 3					
												223 A	Syracuse	1 3					
												225 A	Marist	0 3					
												225 H	Marist	3 1					
												252 A	Quinnipiac	1 3					
												252 H	Quinnipiac	0 3					
												269 A	Rider	1 3					
												269 H	Rider	2 3					
												269 N	Rider	3 0					
												274 A	Niagara	3 0					
												274 H	Niagara	3 1					
												298 N	Appalachian St.	0 3					
												299 A	Manhattan	3 2					
												299 H	Manhattan	3 1					
												308 N	St. Francis Brooklyn	3 2					
												315 A	Iona	0 3					
												315 H	Iona	3 0					
												317 A	Canisius	3 1					
												317 H	Canisius	3 0					
												331 A	Saint Peter's	3 0					
LAST 10 GAMES																			
	118 A	Fairfield	1 3		315 H	Iona	3 0		315 A	Iona	0 3								
	269 N	Rider	3 0		274 A	Niagara	3 0		315 H	Iona	3 0								
	331 A	Saint Peter's	3 0		317 A	Canisius	3 1		317 A	Canisius	3 1								
	269 A	Rider	1 3		225 H	Marist	3 1		317 H	Canisius	3 0								
	299 H	Manhattan	3 1		252 A	Quinnipiac	1 3		331 A	Saint Peter's	3 0								

Non-Div. I Games:

Siena

RPI	S	Opponent	Score	
331	H	Saint Peter's	3	0

Siena

S
i
e
n
a

S
i
e
n
a

Average RPI Win:	266	WON-LOST RECORD	WINNING PCT. RANK	LAST 10 GAMES	STRENGTH OF SCHEDULE	OPP. STRENGTH OF SCHEDULE	TEAM RPI	ADJ RPI	CONF. RPI	ADJ CONF. RPI		
Average RPI Loss:	128											
DIV. I ONLY		7- 22	.24138	289	1- 9	224	137	271	.42016	271	13	13
DIV. I NON-CONF.		5- 6	.45455	199	0- 0	291	227	252	.42759	250	11	11
<hr/>												
TOTALS	RPI 1-25	RPI 26-50		W-L RECORDS		RPI 51-100		RPI 101-150		RPI 150+		
7- 22	0- 0	0- 6		OVERALL		0- 3		0- 3		7- 10		
2- 7	0- 0	0- 3		HOME		0- 1		0- 1		2- 2		
1- 12	0- 0	0- 3		AWAY		0- 1		0- 2		1- 6		
4- 3	0- 0	0- 0		NEUTRAL		0- 1		0- 0		4- 2		
5- 6	0- 0	0- 0		NON-CONFERENCE		0- 1		0- 1		5- 4		
0- 0	0- 0	0- 0		HOME		0- 0		0- 0		0- 0		
1- 3	0- 0	0- 0		AWAY		0- 0		0- 1		1- 2		
4- 3	0- 0	0- 0		NEUTRAL		0- 1		0- 0		4- 2		
2- 16	0- 0	0- 6		CONFERENCE		0- 2		0- 2		2- 6		
2- 7	0- 0	0- 3		HOME		0- 1		0- 1		2- 2		
0- 9	0- 0	0- 3		AWAY		0- 1		0- 1		0- 4		
0- 0	0- 0	0- 0		NEUTRAL		0- 0		0- 0		0- 0		
RPI	S	Opponent	Score	RPI	S	Opponent	Score	RPI	S	Opponent	Score	
				35	A	Wichita St.	0 3	51	N	Northern Ill.	0 3	
				35	H	Wichita St.	0 3	71	A	Southern Ill.	0 3	
				45	A	UNI	0 3	71	H	Southern Ill.	0 3	
				45	H	UNI	0 3					
				46	A	Missouri St.	0 3					
				46	H	Missouri St.	0 3					

Non-Div. I Games:

Bradley

Average RPI Win: 273		WON-LOST	WINNING	LAST 10	STRENGTH OF		OPP. STRENGTH	TEAM	ADJ	CONF.	ADJ CONF.
Average RPI Loss: 169		RECORD	PCT. RANK	GAMES	SCHEDULE		OF SCHEDULE	RPI	RPI	RPI	RPI
DIV. I ONLY		10- 23	.30303	264	4- 6		254	252	272	.41575	272
DIV. I NON-CONF.		6- 11	.35294	242	0- 0		235	286	261	.42212	261
TOTALS		RPI 1-25	RPI 26-50		W-L RECORDS		RPI 51-100		RPI 101-150		RPI 150+
10- 23	0- 0	0- 2		OVERALL		0- 6		0- 1		10- 14	
4- 9	0- 0	0- 1		HOME		0- 3		0- 0		4- 5	
3- 10	0- 0	0- 1		AWAY		0- 2		0- 0		3- 7	
3- 4	0- 0	0- 0		NEUTRAL		0- 1		0- 1		3- 2	
6- 11	0- 0	0- 0		NON-CONFERENCE		0- 4		0- 1		6- 6	
2- 4	0- 0	0- 0		HOME		0- 2		0- 0		2- 2	
1- 3	0- 0	0- 0		AWAY		0- 1		0- 0		1- 2	
3- 4	0- 0	0- 0		NEUTRAL		0- 1		0- 1		3- 2	
4- 12	0- 0	0- 2		CONFERENCE		0- 2		0- 0		4- 8	
2- 5	0- 0	0- 1		HOME		0- 1		0- 0		2- 3	
2- 7	0- 0	0- 1		AWAY		0- 1		0- 0		2- 5	
0- 0	0- 0	0- 0		NEUTRAL		0- 0		0- 0		0- 0	
RPI S	Opponent	Score	RPI S	Opponent	Score	RPI S	Opponent	Score	RPI S	Opponent	Score
			34 A Coastal Caro.	0	3	55 A Arkansas St.	0	3	137 N Austin Peay	0	3
			34 H Coastal Caro.	0	3	79 H New Mexico St.	0	3	163 H UT Arlington	0	3
						82 H Texas St.	0	3	165 A Mississippi St.	0	3
						86 H Tennessee	0	3	184 H Valparaiso	1	3
						98 N Portland	2	3	186 A Alabama St.	3	1
						99 A ETSU	0	3	198 A South Ala.	0	3
									198 H South Ala.	3	1
									205 H Florida A&M	1	3
									208 A Little Rock	1	3
									222 N USC Upstate	3	2
									227 A Ga. Southern	0	3
									227 H Ga. Southern	2	3
									233 N FIU	0	3
									249 A Georgia St.	2	3
									249 H Georgia St.	1	3
									277 A UAB	2	3
									285 A Louisiana	0	3
									286 A La.-Monroe	3	0
									295 H Southern U.	3	0
									298 A Appalachian St.	3	2
									298 H Appalachian St.	3	2
									300 H Southeastern La.	3	0
									310 N Eastern Ill.	0	3
									312 N Chicago St.	3	1
									330 N Savannah St.	3	1
LAST 10 GAMES			298 A Appalachian St.	3	2	298 H Appalachian St.	3	2			
			34 A Coastal Caro.	0	3	198 H South Ala.	3	1			
			286 A La.-Monroe	3	0	55 A Arkansas St.	0	3			
			285 A Louisiana	0	3	208 A Little Rock	1	3			
			34 H Coastal Caro.	0	3	249 H Georgia St.	1	3			

Non-Div. I Games:

Troy

Average RPI Win: 274		WON-LOST RECORD		WINNING PCT. RANK		LAST 10 GAMES		STRENGTH OF SCHEDULE		OPP. STRENGTH OF SCHEDULE		TEAM RPI		ADJ RPI		CONF. RPI		ADJ CONF. RPI	
DIV. I ONLY		11- 18		.37931 230		1- 9		295		280		273		.41538 273		19		19	
DIV. I NON-CONF.		7- 8		.46667 189		0- 0		310		311		275		.40553 276		20		20	
TOTALS		RPI 1-25		RPI 26-50		W-L RECORDS		RPI 51-100		RPI 101-150		RPI 150+							
11- 18		0- 0		0- 1		OVERALL		0- 2		0- 3		11- 12							
5- 6		0- 0		0- 1		HOME		0- 1		0- 1		5- 3							
2- 10		0- 0		0- 0		AWAY		0- 1		0- 2		2- 7							
4- 2		0- 0		0- 0		NEUTRAL		0- 0		0- 0		4- 2							
7- 8		0- 0		0- 0		NON-CONFERENCE		0- 1		0- 0		7- 7							
3- 1		0- 0		0- 0		HOME		0- 0		0- 0		3- 1							
0- 5		0- 0		0- 0		AWAY		0- 1		0- 0		0- 4							
4- 2		0- 0		0- 0		NEUTRAL		0- 0		0- 0		4- 2							
4- 10		0- 0		0- 1		CONFERENCE		0- 1		0- 3		4- 5							
2- 5		0- 0		0- 1		HOME		0- 1		0- 1		2- 2							
2- 5		0- 0		0- 0		AWAY		0- 0		0- 2		2- 3							
0- 0		0- 0		0- 0		NEUTRAL		0- 0		0- 0		0- 0							
RPI	S	Opponent		Score		RPI	S	Opponent		Score		RPI	S	Opponent		Score			
						33	H	Dayton		0 3		81	H	Saint Louis		1 3			
												94	A	Northeastern		1 3			
												138	A	Rhode Island		0 3			
												138	H	Rhode Island		0 3			
												147	A	VCU		0 3			
												166	A	Columbia		0 3			
												176	A	Duquesne		0 3			
												176	H	Duquesne		1 3			
												213	N	Binghamton		1 3			
												230	A	George Washington		3 0			
												230	H	George Washington		3 1			
												237	A	Central Conn. St.		1 3			
												239	A	Davidson		0 3			
												241	N	Lehigh		3 2			
												248	N	Providence		1 3			
												250	A	Stony Brook		2 3			
												252	H	Quinnipiac		3 0			
												261	A	La Salle		2 3			
												261	H	La Salle		3 1			
												275	A	George Mason		3 1			
												275	H	George Mason		2 3			
												281	N	Hartford		3 2			
												299	H	Manhattan		3 0			
												301	N	Presbyterian		3 0			
												304	H	NJIT		2 3			
												308	A	St. Francis Brooklyn		2 3			
												315	N	Iona		3 1			
												331	H	Saint Peter's		3 0			
LAST 10 GAMES																			
						138	H	Rhode Island		0 3		138	A	Rhode Island		0 3			
						230	H	George Washington		3 1		261	A	La Salle		2 3			
						275	H	George Mason		2 3		176	A	Duquesne		0 3			
						239	A	Davidson		0 3		33	H	Dayton		0 3			
						147	A	VCU		0 3		81	H	Saint Louis		1 3			

Non-Div. I Games:

Fordham

Average RPI Win: 299		WON-LOST RECORD		WINNING PCT. RANK		LAST 10 GAMES		STRENGTH OF SCHEDULE		OPP. STRENGTH OF SCHEDULE		TEAM RPI		ADJ RPI		CONF. RPI		ADJ CONF. RPI	
DIV. I ONLY		12- 19		.3871 224		4- 6		285		306		274		.41493 274		30		30	
DIV. I NON-CONF.		2- 10		.16667 297		0- 0		245		211		301		.37853 300		31		31	
TOTALS		RPI 1-25		RPI 26-50		W-L RECORDS		RPI 51-100		RPI 101-150		RPI 150+							
12- 19		0- 1		0- 0		OVERALL		0- 1		0- 4		12- 13							
7- 3		0- 0		0- 0		HOME		0- 0		0- 1		7- 2							
5- 8		0- 0		0- 0		AWAY		0- 1		0- 1		5- 6							
0- 8		0- 1		0- 0		NEUTRAL		0- 0		0- 2		0- 5							
2- 10		0- 1		0- 0		NON-CONFERENCE		0- 1		0- 2		2- 6							
1- 0		0- 0		0- 0		HOME		0- 0		0- 0		1- 0							
1- 3		0- 0		0- 0		AWAY		0- 1		0- 0		1- 2							
0- 7		0- 1		0- 0		NEUTRAL		0- 0		0- 2		0- 4							
10- 9		0- 0		0- 0		CONFERENCE		0- 0		0- 2		10- 7							
6- 3		0- 0		0- 0		HOME		0- 0		0- 1		6- 2							
4- 5		0- 0		0- 0		AWAY		0- 0		0- 1		4- 4							
0- 1		0- 0		0- 0		NEUTRAL		0- 0		0- 0		0- 1							
RPI	S	Opponent		Score		RPI	S	Opponent		Score		RPI	S	Opponent		Score			
8	N	UCLA		0 3								65	A	Loyola Marymount		1 3			
												118	A	Fairfield		0 3			
												118	H	Fairfield		2 3			
												130	N	Illinois St.		0 3			
												146	N	Army West Point		0 3			
												174	A	St. John's (NY)		1 3			
												213	N	Binghamton		0 3			
												225	A	Marist		2 3			
												225	H	Marist		2 3			
												237	N	Central Conn. St.		2 3			
												244	A	Dartmouth		0 3			
												252	A	Quinnipiac		3 2			
												252	H	Quinnipiac		3 1			
												252	N	Quinnipiac		2 3			
												261	N	La Salle		1 3			
												269	A	Rider		0 3			
												269	H	Rider		3 1			
												270	A	Siena		1 3			
												270	H	Siena		0 3			
												281	N	Hartford		2 3			
												288	A	Cal St. Fullerton		3 1			
												299	A	Manhattan		2 3			
												299	H	Manhattan		3 1			
												307	H	Buffalo		3 1			
												315	A	Iona		3 2			
												315	H	Iona		3 0			
												317	A	Canisius		3 0			
												317	H	Canisius		3 0			
LAST 10 GAMES																			
						252	N	Quinnipiac		2 3		317	H	Canisius		3 0			
						315	A	Iona		3 2		270	H	Siena		0 3			
						299	A	Manhattan		2 3		225	H	Marist		2 3			
						118	H	Fairfield		2 3		269	A	Rider		0 3			
						252	H	Quinnipiac		3 1		331	A	Saint Peter's		3 0			

Non-Div. I Games:

Niagara

RPI	S	Opponent	Score	
331	A	Saint Peter's	3	0
331	H	Saint Peter's	3	0

Niagara

N
i
a
g
a
r
a

N
i
a
g
a
r
a

Average RPI Win:	281	WON-LOST RECORD	WINNING PCT. RANK	LAST 10 GAMES	STRENGTH OF SCHEDULE	OPP. STRENGTH OF SCHEDULE	TEAM RPI	ADJ RPI	CONF. RPI	ADJ CONF. RPI	
Average RPI Loss:	176										
DIV. I ONLY	7- 20	.25926	282	3- 7	220	266	277	.4143	275	19	19
DIV. I NON-CONF.	4- 9	.30769	257	0- 0	220	299	269	.4148	269	20	20
<hr/>											
TOTALS	RPI 1-25	RPI 26-50		W-L RECORDS	RPI 51-100		RPI 101-150		RPI 150+		
7- 20	0- 0	0- 1		OVERALL	0- 2		0- 5		7- 12		
4- 8	0- 0	0- 0		HOME	0- 1		0- 2		4- 5		
1- 8	0- 0	0- 1		AWAY	0- 1		0- 2		1- 4		
2- 4	0- 0	0- 0		NEUTRAL	0- 0		0- 1		2- 3		
<hr/>											
4- 9	0- 0	0- 0		NON-CONFERENCE	0- 1		0- 1		4- 7		
2- 3	0- 0	0- 0		HOME	0- 1		0- 0		2- 2		
0- 2	0- 0	0- 0		AWAY	0- 0		0- 0		0- 2		
2- 4	0- 0	0- 0		NEUTRAL	0- 0		0- 1		2- 3		
<hr/>											
3- 11	0- 0	0- 1		CONFERENCE	0- 1		0- 4		3- 5		
2- 5	0- 0	0- 0		HOME	0- 0		0- 2		2- 3		
1- 6	0- 0	0- 1		AWAY	0- 1		0- 2		1- 2		
0- 0	0- 0	0- 0		NEUTRAL	0- 0		0- 0		0- 0		
<hr/>											
RPI S	Opponent	Score	RPI S	Opponent	Score	RPI S	Opponent	Score	RPI S	Opponent	Score
			33 A Dayton	1 3	81 A Saint Louis	0 3	138 A Rhode Island	0 3			
					88 H American	2 3	138 H Rhode Island	0 3			
							147 A VCU	0 3			
							147 H VCU	1 3			
							148 N Milwaukee	0 3			
							155 N Howard	0 3			
							155 N Howard	1 3			
							161 A Sacred Heart	0 3			
							176 H Duquesne	3 2			
							215 A Penn	1 3			
							228 H Bryant	1 3			
							230 A George Washington	2 3			
							230 H George Washington	2 3			
							235 H Georgetown	1 3			
							239 A Davidson	2 3			
							239 H Davidson	0 3			
							244 N Dartmouth	0 3			
							261 H La Salle	3 2			
							273 A Fordham	3 2			
							273 H Fordham	1 3			
							303 H Loyola Maryland	3 0			
							311 H Hampton	3 0			
							319 N Bucknell	3 2			
							323 N Lafayette	3 1			
<hr/>											
			LAST 10 GAMES								
			230 A George Washington	2 3	147 H VCU	1 3	319 N Bucknell	3 2			
			138 A Rhode Island	0 3	239 H Davidson	0 3	323 N Lafayette	3 1			
			273 A Fordham	3 2	230 H George Washington	2 3					
			261 H La Salle	3 2	239 A Davidson	2 3					
			176 H Duquesne	3 2	147 A VCU	0 3					



























Non-Div. I Games:

George Mason

Average RPI Win: 253		WON-LOST RECORD		WINNING PCT. RANK		LAST 10 GAMES		STRENGTH OF SCHEDULE		OPP. STRENGTH OF SCHEDULE		TEAM RPI		ADJ RPI		CONF. RPI		ADJ CONF. RPI	
DIV. I ONLY		5- 21		.19231 306		1- 9		183		187		276		.41308 276		18		17	
DIV. I NON-CONF.		3- 7		.3 268		0- 0		152		154		226		.4512 224		17		17	
TOTALS		RPI 1-25		RPI 26-50		W-L RECORDS		RPI 51-100		RPI 101-150		RPI 150+							
5- 21		0- 1		0- 1		OVERALL		0- 6		0- 5		5- 8							
2- 7		0- 0		0- 0		HOME		0- 2		0- 3		2- 2							
1- 10		0- 1		0- 1		AWAY		0- 2		0- 2		1- 4							
2- 4		0- 0		0- 0		NEUTRAL		0- 2		0- 0		2- 2							
3- 7		0- 1		0- 1		NON-CONFERENCE		0- 3		0- 0		3- 2							
0- 1		0- 0		0- 0		HOME		0- 1		0- 0		0- 0							
1- 2		0- 1		0- 1		AWAY		0- 0		0- 0		1- 0							
2- 4		0- 0		0- 0		NEUTRAL		0- 2		0- 0		2- 2							
2- 14		0- 0		0- 0		CONFERENCE		0- 3		0- 5		2- 6							
2- 6		0- 0		0- 0		HOME		0- 1		0- 3		2- 2							
0- 8		0- 0		0- 0		AWAY		0- 2		0- 2		0- 4							
0- 0		0- 0		0- 0		NEUTRAL		0- 0		0- 0		0- 0							
RPI S	Opponent	Score		RPI S	Opponent	Score		RPI S	Opponent	Score		RPI S	Opponent	Score					
25 A	SMU	0 3		37 A	Iowa St.	0 3		63 N	UTSA	0 3		110 A	Sacramento St.	0 3					
								70 N	Iowa	0 3		129 H	Idaho St.	1 3					
								80 H	Gonzaga	0 3		142 A	Northern Colo.	0 3					
								91 A	Northern Ariz.	0 3		142 H	Northern Colo.	0 3					
								92 A	North Dakota	0 3		143 H	Portland St.	0 3					
								92 H	North Dakota	1 3		199 A	Eastern Wash.	0 3					
												199 H	Eastern Wash.	1 3					
												200 N	Kent St.	0 3					
												203 N	North Dakota St.	0 3					
												204 A	Idaho	0 3					
												204 H	Idaho	3 2					
												208 N	Little Rock	3 2					
												218 H	Weber St.	1 3					
												259 A	Montana St.	1 3					
												259 H	Montana St.	3 0					
												267 A	Morehead St.	3 2					
												292 A	Southern Utah	1 3					
												329 N	Coppin St.	3 0					
				LAST 10 GAMES															
				199 A	Eastern Wash.	0 3		92 H	North Dakota	1 3									
				204 A	Idaho	0 3		91 A	Northern Ariz.	0 3									
				259 H	Montana St.	3 0		292 A	Southern Utah	1 3									
				143 H	Portland St.	0 3		92 A	North Dakota	0 3									
				142 H	Northern Colo.	0 3		142 A	Northern Colo.	0 3									

Non-Div. I Games:

Montana

UAB		Average RPI Win:	284	WON-LOST	WINNING	LAST 10	STRENGTH OF		OPP. STRENGTH	TEAM	ADJ		CONF.	ADJ CONF.
		Average RPI Loss:	178	RECORD	PCT. RANK	GAMES	SCHEDULE		OF SCHEDULE	RPI	RPI		RPI	RPI
DIV. I ONLY				11- 19	.36667	241	288		269	275	.41226		277	14
DIV. I NON-CONF.				8- 8	.5	167	317		323	276	.40213		279	16
TOTALS		RPI 1-25		RPI 26-50		W-L RECORDS	RPI 51-100				RPI 101-150			RPI 150+
11- 19	0- 2			0- 0		OVERALL	0- 2				0- 3			11- 12
4- 11	0- 1			0- 0		HOME	0- 1				0- 2			4- 7
3- 7	0- 1			0- 0		AWAY	0- 1				0- 1			3- 4
4- 1	0- 0			0- 0		NEUTRAL	0- 0				0- 0			4- 1
8- 8	0- 0			0- 0		NON-CONFERENCE	0- 0				0- 1			8- 7
3- 5	0- 0			0- 0		HOME	0- 0				0- 1			3- 4
1- 2	0- 0			0- 0		AWAY	0- 0				0- 0			1- 2
4- 1	0- 0			0- 0		NEUTRAL	0- 0				0- 0			4- 1
3- 11	0- 2			0- 0		CONFERENCE	0- 2				0- 2			3- 5
1- 6	0- 1			0- 0		HOME	0- 1				0- 1			1- 3
2- 5	0- 1			0- 0		AWAY	0- 1				0- 1			2- 2
0- 0	0- 0			0- 0		NEUTRAL	0- 0				0- 0			0- 0
RPI S	Opponent	Score		RPI S	Opponent	Score	RPI S	Opponent	Score		RPI S	Opponent	Score	
16 A	Western Ky.	1 					63 H	UTSA	1 		102 A	Southern Miss.	0 	
16 H	Western Ky.	0 					66 A	Rice	0 		111 H	Marshall	1 	
											117 H	Radford	0 	
											171 H	Memphis	0 	
											179 A	Fla. Atlantic	0 	
											186 A	Alabama St.	3 0	
											187 H	North Texas	1 	
											214 H	UTEP	2 	
											233 A	FIU	0 	
											247 H	Northwestern St.	0 	
											255 H	Louisiana Tech	3 1	
											262 H	UT Martin	1 	
											263 A	Western Caro.	2 	
											272 H	Troy	3 2	
											278 A	Middle Tenn.	3 1	
											278 H	Middle Tenn.	1 	
											282 N	Charleston So.	3 1	
											283 A	Charlotte	3 0	
											285 H	Louisiana	1 	
											289 H	Tennessee Tech	3 0	
											289 N	Tennessee Tech	2 	
											291 A	Jacksonville St.	1 	
											293 H	Southeast Mo. St.	3 0	
											324 N	New Orleans	3 0	
											326 N	Jackson St.	3 0	
											334 N	Mississippi Val.	3 0	
LAST 10 GAMES														
						111 H	Marshall	1 			278 A	Middle Tenn.	3 1	
						179 A	Fla. Atlantic	0 			186 A	Alabama St.	3 0	
						102 A	Southern Miss.	0 			66 A	Rice	0 	
						16 H	Western Ky.	0 			16 A	Western Ky.	1 	
						63 H	UTSA	1 			255 H	Louisiana Tech	3 1	

Non-Div. I Games:

UAB

Average RPI Win: 290		WON-LOST RECORD		WINNING PCT. RANK		LAST 10 GAMES		STRENGTH OF SCHEDULE		OPP. STRENGTH OF SCHEDULE		TEAM RPI		ADJ RPI		CONF. RPI		ADJ CONF. RPI	
DIV. I ONLY		5- 24		.17241 312		1- 9		180		179		281		.4104 278		14		14	
DIV. I NON-CONF.		3- 12		.2 289		0- 1		224		183		283		.39911 282		16		16	
TOTALS		RPI 1-25		RPI 26-50		W-L RECORDS		RPI 51-100		RPI 101-150		RPI 150+							
5- 24		0- 2		0- 1		OVERALL		0- 4		0- 6		5- 11							
1- 10		0- 1		0- 0		HOME		0- 2		0- 4		1- 3							
2- 10		0- 1		0- 0		AWAY		0- 1		0- 2		2- 6							
2- 4		0- 0		0- 1		NEUTRAL		0- 1		0- 0		2- 2							
3- 12		0- 0		0- 1		NON-CONFERENCE		0- 2		0- 4		3- 5							
1- 3		0- 0		0- 0		HOME		0- 0		0- 3		1- 0							
0- 5		0- 0		0- 0		AWAY		0- 1		0- 1		0- 3							
2- 4		0- 0		0- 1		NEUTRAL		0- 1		0- 0		2- 2							
2- 12		0- 2		0- 0		CONFERENCE		0- 2		0- 2		2- 6							
0- 7		0- 1		0- 0		HOME		0- 2		0- 1		0- 3							
2- 5		0- 1		0- 0		AWAY		0- 0		0- 1		2- 3							
0- 0		0- 0		0- 0		NEUTRAL		0- 0		0- 0		0- 0							
RPI S	Opponent	Score		RPI S	Opponent	Score		RPI S	Opponent	Score		RPI S	Opponent	Score					
16 A	Western Ky.	0	3	40 N	Cincinnati	1	3	63 H	UTSA	1	3	102 H	Southern Miss.	0	3				
16 H	Western Ky.	0	3					66 H	Rice	0	3	111 A	Marshall	0	3				
								84 N	Nevada	0	3	130 H	Illinois St.	0	3				
								86 A	Tennessee	0	3	137 H	Austin Peay	2	3				
												140 H	Seton Hall	0	3				
												147 A	VCU	0	3				
												167 A	St. Mary's (CA)	1	3				
												170 N	Liberty	0	3				
												179 A	Fla. Atlantic	0	3				
												187 H	North Texas	0	3				
												188 A	Tennessee St.	1	3				
												214 H	UTEP	0	3				
												233 A	FIU	2	3				
												234 A	Wake Forest	0	3				
												255 A	Louisiana Tech	1	3				
												265 N	UC Riverside	1	3				
												277 A	UAB	3	1				
												277 H	UAB	1	3				
												283 A	Charlotte	3	2				
												286 N	La.-Monroe	3	0				
												289 H	Tennessee Tech	3	2				
												313 N	Morgan St.	3	1				
LAST 10 GAMES																			
	187 H	North Texas	0	3		102 H	Southern Miss.	0	3										
	233 A	FIU	2	3		137 H	Austin Peay	2	3										
	16 A	Western Ky.	0	3		283 A	Charlotte	3	2										
	214 H	UTEP	0	3		63 H	UTSA	1	3										
	277 H	UAB	1	3		179 A	Fla. Atlantic	0	3										

Non-Div. I Games:

Middle Tenn.

Average RPI Win:	300	WON-LOST	WINNING	LAST 10	STRENGTH OF	OPP. STRENGTH	TEAM	ADJ	CONF.	ADJ CONF.			
Average RPI Loss:	169	RECORD	PCT. RANK	GAMES	SCHEDULE	OF SCHEDULE	RPI	RPI	RPI	RPI			
DIV. I ONLY	10- 21	.32258	253	6- 4	259	303	279	.41032	279	31	31		
DIV. I NON-CONF.	1- 16	.05882	321	0- 2	103	190	278	.40413	278	30	30		
<hr/>													
TOTALS	RPI 1-25	RPI 26-50		W-L RECORDS		RPI 51-100		RPI 101-150		RPI 150+			
10- 21	0- 0	0- 0		OVERALL		1- 5		0- 2		9- 14			
4- 3	0- 0	0- 0		HOME		0- 1		0- 0		4- 2			
5- 10	0- 0	0- 0		AWAY		1- 3		0- 0		4- 6			
1- 8	0- 0	0- 0		NEUTRAL		0- 1		0- 2		1- 5			
<hr/>													
1- 16	0- 0	0- 0		NON-CONFERENCE		1- 5		0- 2		0- 9			
0- 2	0- 0	0- 0		HOME		0- 1		0- 0		0- 1			
1- 7	0- 0	0- 0		AWAY		1- 3		0- 0		0- 4			
0- 7	0- 0	0- 0		NEUTRAL		0- 1		0- 2		0- 4			
<hr/>													
9- 5	0- 0	0- 0		CONFERENCE		0- 0		0- 0		9- 5			
4- 1	0- 0	0- 0		HOME		0- 0		0- 0		4- 1			
4- 3	0- 0	0- 0		AWAY		0- 0		0- 0		4- 3			
1- 1	0- 0	0- 0		NEUTRAL		0- 0		0- 0		1- 1			
<hr/>													
RPI	S	Opponent	Score	RPI	S	Opponent	Score	RPI	S	Opponent	Score		
						58 A	FGCU	1	3	122 N	UTRGV	0	3
						58 H	FGCU	0	3	136 N	Sam Houston St.	0	3
						90 A	Tulane	3	2	155 A	Howard	1	3
						91 A	Northern Ariz.	0	3	155 N	Howard	1	3
						91 A	Northern Ariz.	0	3	158 A	North Florida	1	3
						94 N	Northeastern	0	3	158 N	North Florida	1	3
										179 A	Fla. Atlantic	0	3
										185 N	Drake	0	3
										189 A	Georgia	0	3
										198 N	South Ala.	0	3
										205 A	Florida A&M	0	3
										205 H	Florida A&M	1	3
										224 H	Jacksonville	1	3
										284 N	McNeese	2	3
										296 A	Stetson	2	3
										309 A	N.C. A&T	1	3
										309 H	N.C. A&T	3	1
										313 A	Morgan St.	3	0
										313 N	Morgan St.	3	0
										322 A	N.C. Central	3	0
										322 H	N.C. Central	3	0
										330 A	Savannah St.	3	0
										330 H	Savannah St.	3	0
										333 A	South Carolina St.	3	0
										333 H	South Carolina St.	3	0
<hr/>													
LAST 10 GAMES													
						155 N	Howard	1	3	58 A	FGCU	1	3
						313 N	Morgan St.	3	0	333 A	South Carolina St.	3	0
						322 H	N.C. Central	3	0	330 A	Savannah St.	3	0
						309 H	N.C. A&T	3	1	224 H	Jacksonville	1	3
						205 H	Florida A&M	1	3	313 A	Morgan St.	3	0

Non-Div. I Games:

Bethune-Cookman

Average RPI Win: 274		WON-LOST	WINNING	LAST 10	STRENGTH OF		OPP. STRENGTH	TEAM	ADJ	CONF.	ADJ CONF.
Average RPI Loss: 186		RECORD	PCT. RANK	GAMES	SCHEDULE		OF SCHEDULE	RPI	RPI	RPI	RPI
DIV. I ONLY		6- 22	.21429	301	1- 9		182	286	283	.40839	280
DIV. I NON-CONF.		5- 11	.3125	252	0- 1		132	308	235	.44419	235
TOTALS		RPI 1-25	RPI 26-50		W-L RECORDS		RPI 51-100		RPI 101-150		RPI 150+
6- 22	0- 0	0- 0		OVERALL		0- 2		0- 6		6- 14	
1- 8	0- 0	0- 0		HOME		0- 1		0- 2		1- 5	
3- 9	0- 0	0- 0		AWAY		0- 0		0- 2		3- 7	
2- 5	0- 0	0- 0		NEUTRAL		0- 1		0- 2		2- 2	
5- 11	0- 0	0- 0		NON-CONFERENCE		0- 2		0- 2		5- 7	
1- 2	0- 0	0- 0		HOME		0- 1		0- 0		1- 1	
2- 4	0- 0	0- 0		AWAY		0- 0		0- 0		2- 4	
2- 5	0- 0	0- 0		NEUTRAL		0- 1		0- 2		2- 2	
1- 11	0- 0	0- 0		CONFERENCE		0- 0		0- 4		1- 7	
0- 6	0- 0	0- 0		HOME		0- 0		0- 2		0- 4	
1- 5	0- 0	0- 0		AWAY		0- 0		0- 2		1- 3	
0- 0	0- 0	0- 0		NEUTRAL		0- 0		0- 0		0- 0	
RPI S	Opponent	Score	RPI S	Opponent	Score	RPI S	Opponent	Score	RPI S	Opponent	Score
						94 H	Northeastern	0 3	118 N	Fairfield	1 3
						100 N	SIUE	1 3	120 N	Bowling Green	0 3
									131 A	Albany (NY)	1 3
									131 H	Albany (NY)	2 3
									135 A	New Hampshire	0 3
									135 H	New Hampshire	1 3
									161 H	Sacred Heart	1 3
									181 A	Ill.-Chicago	0 3
									195 A	San Jose St.	0 3
									196 A	UMBC	0 3
									196 H	UMBC	0 3
									213 A	Binghamton	2 3
									213 H	Binghamton	0 3
									228 A	Bryant	2 3
									228 N	Bryant	3 2
									236 A	Boston College	2 3
									248 N	Providence	0 3
									250 A	Stony Brook	1 3
									250 H	Stony Brook	0 3
									252 A	Quinnipiac	3 0
									258 A	Holy Cross	3 0
									269 N	Rider	0 3
									281 A	Hartford	3 2
									281 H	Hartford	2 3
									299 N	Manhattan	3 0
									327 H	Fairleigh Dickinson	3 2
LAST 10 GAMES											
			250 A	Stony Brook	1 3	213 H	Binghamton	0 3			
			196 A	UMBC	0 3	281 A	Hartford	3 2			
			161 H	Sacred Heart	1 3	196 H	UMBC	0 3			
			135 A	New Hampshire	0 3	250 H	Stony Brook	0 3			
			131 H	Albany (NY)	2 3	135 H	New Hampshire	1 3			

Non-Div. I Games:

UMass Lowell

Average RPI Win:	256	WON-LOST RECORD	WINNING PCT. RANK	LAST 10 GAMES	STRENGTH OF SCHEDULE	OPP. STRENGTH OF SCHEDULE	TEAM RPI	ADJ RPI	CONF. RPI	ADJ CONF. RPI	
DIV. I ONLY	6- 20	.23077	295	2- 8	218	267	286	.40764	281	23	23
DIV. I NON-CONF.	3- 11	.21429	287	0- 1	190	288	279	.40447	277	23	23

TOTALS	RPI 1-25	RPI 26-50		W-L RECORDS		RPI 51-100		RPI 101-150		RPI 150+	
6- 20	0- 0	0- 0		OVERALL		0- 0		0- 8		6- 12	
3- 7	0- 0	0- 0		HOME		0- 0		0- 4		3- 3	
2- 8	0- 0	0- 0		AWAY		0- 0		0- 3		2- 5	
1- 5	0- 0	0- 0		NEUTRAL		0- 0		0- 1		1- 4	
3- 11	0- 0	0- 0		NON-CONFERENCE		0- 0		0- 4		3- 7	
2- 2	0- 0	0- 0		HOME		0- 0		0- 2		2- 0	
0- 4	0- 0	0- 0		AWAY		0- 0		0- 1		0- 3	
1- 5	0- 0	0- 0		NEUTRAL		0- 0		0- 1		1- 4	
3- 9	0- 0	0- 0		CONFERENCE		0- 0		0- 4		3- 5	
1- 5	0- 0	0- 0		HOME		0- 0		0- 2		1- 3	
2- 4	0- 0	0- 0		AWAY		0- 0		0- 2		2- 2	
0- 0	0- 0	0- 0		NEUTRAL		0- 0		0- 0		0- 0	
RPI S	Opponent	Score	RPI S	Opponent	Score	RPI S	Opponent	Score	RPI S	Opponent	Score
							101 A Yale	0 3			
							128 H Fresno St.	0 3			
							131 A Albany (NY)	1 3			
							131 H Albany (NY)	0 3			
							135 A New Hampshire	0 3			
							135 H New Hampshire	1 3			
							138 H Rhode Island	0 3			
							146 N Army West Point	0 3			
							166 A Columbia	0 3			
							196 A UMBC	3 1			
							196 H UMBC	2 3			
							212 N Rutgers	0 3			
							213 A Binghamton	0 3			
							213 H Binghamton	0 3			
							228 A Bryant	0 3			
							237 H Central Conn. St.	3 2			
							244 A Dartmouth	0 3			
							248 N Providence	1 3			
							250 A Stony Brook	1 3			
							250 H Stony Brook	3 1			
							269 N Rider	2 3			
							273 N Fordham	2 3			
							274 N Niagara	3 2			
							280 A UMass Lowell	3 2			
							280 H UMass Lowell	2 3			
							299 H Manhattan	3 2			
LAST 10 GAMES											
	101 A Yale	0 3		131 H Albany (NY)	0 3		274 N Niagara	3 2			
	196 A UMBC	3 1		280 H UMass Lowell	2 3		280 A UMass Lowell	3 2			
	250 A Stony Brook	1 3		250 H Stony Brook	3 1		280 H UMass Lowell	2 3			
	135 A New Hampshire	0 3		196 H UMBC	2 3		299 H Manhattan	3 2			
	213 H Binghamton	0 3		135 H New Hampshire	1 3						

Non-Div. I Games:

Hartford

Average RPI Win: 268		WON-LOST	WINNING	LAST 10	STRENGTH OF		OPP. STRENGTH	TEAM	ADJ		CONF.	ADJ CONF.	
Average RPI Loss: 205		RECORD	PCT. RANK	GAMES	SCHEDULE		OF SCHEDULE	RPI	RPI		RPI	RPI	
DIV. I ONLY		13- 20	.39394	220	2- 8		302	296	278	.4073	282	24	24
DIV. I NON-CONF.		5- 11	.3125	252	0- 0		327	324	320	.3357	321	27	27
TOTALS		RPI 1-25	RPI 26-50		W-L RECORDS		RPI 51-100		RPI 101-150		RPI 150+		
13- 20	0- 0	0- 0		OVERALL		0- 0		1- 6		12- 14			
4- 5	0- 0	0- 0		HOME		0- 0		1- 1		3- 4			
7- 9	0- 0	0- 0		AWAY		0- 0		0- 3		7- 6			
2- 6	0- 0	0- 0		NEUTRAL		0- 0		0- 2		2- 4			
5- 11	0- 0	0- 0		NON-CONFERENCE		0- 0		0- 3		5- 8			
0- 1	0- 0	0- 0		HOME		0- 0		0- 0		0- 1			
3- 5	0- 0	0- 0		AWAY		0- 0		0- 1		3- 4			
2- 5	0- 0	0- 0		NEUTRAL		0- 0		0- 2		2- 3			
8- 9	0- 0	0- 0		CONFERENCE		0- 0		1- 3		7- 6			
4- 4	0- 0	0- 0		HOME		0- 0		1- 1		3- 3			
4- 4	0- 0	0- 0		AWAY		0- 0		0- 2		4- 2			
0- 1	0- 0	0- 0		NEUTRAL		0- 0		0- 0		0- 1			
RPI S	Opponent	Score	RPI S	Opponent	Score	RPI S	Opponent	Score	RPI S	Opponent	Score		
									103 A	High Point	0 3		
									103 H	High Point	1 3		
									106 A	Col. of Charleston	1 3		
									117 A	Radford	0 3		
									117 H	Radford	3 1		
									137 N	Austin Peay	0 3		
									147 N	VCU	0 3		
									170 A	Liberty	3 2		
									170 H	Liberty	2 3		
									177 A	Campbell	2 3		
									177 H	Campbell	3 2		
									177 N	Campbell	1 3		
									183 H	Elon	0 3		
									227 A	Ga. Southern	1 3		
									242 A	Winthrop	2 3		
									242 H	Winthrop	0 3		
									251 A	Eastern Mich.	1 3		
									257 A	UNC Asheville	3 1		
									257 H	UNC Asheville	3 1		
									263 A	Western Caro.	2 3		
									277 N	UAB	1 3		
									287 A	Gardner-Webb	3 1		
									287 H	Gardner-Webb	2 3		
									289 N	Tennessee Tech	0 3		
									291 N	Jacksonville St.	3 2		
									301 A	Presbyterian	3 1		
									301 H	Presbyterian	3 1		
			LAST 10 GAMES										
			177 N	Campbell	1 3	301 H	Presbyterian	3 1					
			170 A	Liberty	3 2	177 A	Campbell	2 3					
			117 A	Radford	0 3	103 A	High Point	0 3					
			242 H	Winthrop	0 3	242 A	Winthrop	2 3					
			287 H	Gardner-Webb	2 3	103 H	High Point	1 3					

Non-Div. I Games:

Charleston So.

RPI	S	Opponent	Score	
302	A	The Citadel	1	3
302	N	The Citadel	2	3
330	A	Savannah St.	3	1
330	A	Savannah St.	3	1
330	N	Savannah St.	3	0
333	A	South Carolina St.	3	0

Charleston So.

C
h
a
r
l
e
s
t
o
n
S
o
.

C
h
a
r
l
e
s
t
o
n
S
o
.

Average RPI Win: 234		WON-LOST RECORD		WINNING PCT. RANK		LAST 10 GAMES		STRENGTH OF SCHEDULE		OPP. STRENGTH OF SCHEDULE		TEAM RPI		ADJ RPI		CONF. RPI		ADJ CONF. RPI	
DIV. I ONLY		7- 23		.23333 291		1- 9		240		214		288		.4072 283		14		14	
DIV. I NON-CONF.		6- 10		.375 231		0- 1		279		244		268		.4149 268		16		16	
TOTALS		RPI 1-25		RPI 26-50		W-L RECORDS		RPI 51-100		RPI 101-150		RPI 150+							
7- 23		0- 1		0- 0		OVERALL		0- 2		1- 4		6- 16							
2- 9		0- 0		0- 0		HOME		0- 1		0- 2		2- 6							
1- 12		0- 1		0- 0		AWAY		0- 1		0- 2		1- 8							
4- 2		0- 0		0- 0		NEUTRAL		0- 0		1- 0		3- 2							
6- 10		0- 0		0- 0		NON-CONFERENCE		0- 0		1- 1		5- 9							
1- 3		0- 0		0- 0		HOME		0- 0		0- 1		1- 2							
1- 5		0- 0		0- 0		AWAY		0- 0		0- 0		1- 5							
4- 2		0- 0		0- 0		NEUTRAL		0- 0		1- 0		3- 2							
1- 13		0- 1		0- 0		CONFERENCE		0- 2		0- 3		1- 7							
1- 6		0- 0		0- 0		HOME		0- 1		0- 1		1- 4							
0- 7		0- 1		0- 0		AWAY		0- 1		0- 2		0- 3							
0- 0		0- 0		0- 0		NEUTRAL		0- 0		0- 0		0- 0							
RPI S	Opponent	Score		RPI S	Opponent	Score		RPI S	Opponent	Score		RPI S	Opponent	Score					
16 A	Western Ky.	0 3						63 H	UTSA	1 3		102 A	Southern Miss.	0 3					
								66 A	Rice	0 3		103 N	High Point	3 2					
												111 A	Marshall	0 3					
												111 H	Marshall	2 3					
												113 H	South Fla.	0 3					
												157 H	UNCG	0 3					
												179 A	Fla. Atlantic	0 3					
												179 H	Fla. Atlantic	0 3					
												181 N	Ill.-Chicago	1 3					
												183 H	Elon	3 1					
												187 A	North Texas	0 3					
												194 H	Mercer	1 3					
												207 N	Wofford	1 3					
												214 A	UTEP	0 3					
												217 A	Furman	1 3					
												222 A	USC Upstate	2 3					
												224 A	Jacksonville	3 1					
												229 A	William & Mary	1 3					
												233 H	FIU	3 0					
												234 A	Wake Forest	1 3					
												239 A	Davidson	0 3					
												255 H	Louisiana Tech	1 3					
												263 N	Western Caro.	3 1					
												277 H	UAB	0 3					
												278 H	Middle Tenn.	2 3					
												301 N	Presbyterian	3 1					
												329 N	Coppin St.	3 0					
				LAST 10 GAMES															
				179 A Fla. Atlantic 0 3				102 A Southern Miss. 0 3				263 N Western Caro. 3 1							
				63 H UTSA 1 3				187 A North Texas 0 3				277 H UAB 0 3							
				111 H Marshall 2 3				157 H UNCG 0 3				278 H Middle Tenn. 2 3							
				255 H Louisiana Tech 1 3				278 H Middle Tenn. 2 3				301 N Presbyterian 3 1							
				66 A Rice 0 3				233 H FIU 3 0				329 N Coppin St. 3 0							

Non-Div. I Games:

Charlotte

Average RPI Win: 300		WON-LOST RECORD	WINNING PCT. RANK		LAST 10 GAMES		STRENGTH OF SCHEDULE		OPP. STRENGTH OF SCHEDULE		TEAM RPI	ADJ RPI	CONF. RPI	ADJ CONF. RPI	
Average RPI Loss: 162			10- 22	.3125 260	3- 6	279	254	282	.40714 284	28	28				
DIV. I ONLY		4- 11	.26667 275	0- 0	198	197	262	.42438 256	25	25					
DIV. I NON-CONF.															
TOTALS		RPI 1-25	RPI 26-50		W-L RECORDS		RPI 51-100		RPI 101-150		RPI 150+				
10- 22	0- 0		0- 1	OVERALL			0- 6		0- 2	10- 13					
4- 4	0- 0		0- 0	HOME			0- 0		0- 0	4- 4					
3- 11	0- 0		0- 1	AWAY			0- 2		0- 2	3- 6					
3- 7	0- 0		0- 0	NEUTRAL			0- 4		0- 0	3- 3					
4- 11	0- 0		0- 1	NON-CONFERENCE			0- 4		0- 1	4- 5					
0- 0	0- 0		0- 0	HOME			0- 0		0- 0	0- 0					
1- 5	0- 0		0- 1	AWAY			0- 1		0- 1	1- 2					
3- 6	0- 0		0- 0	NEUTRAL			0- 3		0- 0	3- 3					
6- 11	0- 0		0- 0	CONFERENCE			0- 2		0- 1	6- 8					
4- 4	0- 0		0- 0	HOME			0- 0		0- 0	4- 4					
2- 6	0- 0		0- 0	AWAY			0- 1		0- 1	2- 4					
0- 1	0- 0		0- 0	NEUTRAL			0- 1		0- 0	0- 0					
RPI	S	Opponent	Score	RPI	S	Opponent	Score	RPI	S	Opponent	Score	RPI	S	Opponent	Score
46	A	Missouri St.	0 3	60	A	A&M-Corpus Christi	0 3	102	A	Southern Miss.	1 3	136	A	Sam Houston St.	1 3
				60	N	A&M-Corpus Christi	1 3	136	A	Sam Houston St.	1 3	163	N	UT Arlington	1 3
				64	N	North Carolina St.	0 3	163	N	UT Arlington	1 3	165	A	Mississippi St.	2 3
				74	N	Green Bay	2 3	165	A	Mississippi St.	2 3	169	A	SFA	0 3
				90	N	Tulane	2 3	169	A	SFA	0 3	189	A	Georgia	1 3
				95	A	Ole Miss	0 3	189	A	Georgia	1 3	190	N	IUPUI	0 3
								190	N	IUPUI	0 3	198	N	South Ala.	2 3
								198	N	South Ala.	2 3	206	H	Houston Baptist	2 3
								206	H	Houston Baptist	2 3	211	H	Central Ark.	1 3
								211	H	Central Ark.	1 3	243	A	Abilene Christian	0 3
								243	A	Abilene Christian	0 3	243	H	Abilene Christian	3 0
								243	H	Abilene Christian	3 0	246	A	Incarnate Word	0 3
								246	A	Incarnate Word	0 3	247	H	Northwestern St.	0 3
								247	H	Northwestern St.	0 3	268	H	Lamar University	3 2
								268	H	Lamar University	3 2	279	N	Bethune-Cookman	3 2
								279	N	Bethune-Cookman	3 2	285	A	Louisiana	3 1
								285	A	Louisiana	3 1	300	A	Southeastern La.	1 3
								300	A	Southeastern La.	1 3	300	H	Southeastern La.	2 3
								300	H	Southeastern La.	2 3	316	A	Nicholls St.	3 2
								316	A	Nicholls St.	3 2	316	H	Nicholls St.	3 1
								316	H	Nicholls St.	3 1	318	N	Western Ill.	3 2
								318	N	Western Ill.	3 2	324	A	New Orleans	3 1
								324	A	New Orleans	3 1	324	H	New Orleans	3 0
								324	H	New Orleans	3 0	325	N	Grambling	3 0
								325	N	Grambling	3 0				
LAST 10 GAMES															
60	N	A&M-Corpus Christi	1 3	300	H	Southeastern La.	2 3	324	A	New Orleans	3 1	324	H	New Orleans	3 0
243	A	Abilene Christian	0 3	324	H	New Orleans	3 0	268	H	Lamar University	3 2	206	H	Houston Baptist	2 3
316	A	Nicholls St.	3 2	268	H	Lamar University	3 2	300	A	Southeastern La.	1 3				
246	A	Incarnate Word	0 3	206	H	Houston Baptist	2 3								
60	A	A&M-Corpus Christi	0 3	300	A	Southeastern La.	1 3								

Non-Div. I Games:

McNeese

[illegible]

Non-Div. I Games:

Louisiana

Average RPI Win: 258		WON-LOST RECORD		WINNING PCT. RANK		LAST 10 GAMES		STRENGTH OF SCHEDULE		OPP. STRENGTH OF SCHEDULE		TEAM RPI		ADJ RPI		CONF. RPI		ADJ CONF. RPI	
DIV. I ONLY		9- 25		.26471 279		1- 9		259		239		285		.40657 286		22		22	
DIV. I NON-CONF.		6- 12		.33333 244		0- 0		257		267		274		.41046 273		19		19	
TOTALS		RPI 1-25		RPI 26-50		W-L RECORDS		RPI 51-100		RPI 101-150		RPI 150+							
9- 25		0- 0		0- 2		OVERALL		0- 5		0- 2		9- 16							
3- 7		0- 0		0- 0		HOME		0- 2		0- 1		3- 4							
3- 12		0- 0		0- 1		AWAY		0- 3		0- 0		3- 8							
3- 6		0- 0		0- 1		NEUTRAL		0- 0		0- 1		3- 4							
6- 12		0- 0		0- 1		NON-CONFERENCE		0- 1		0- 2		6- 8							
0- 1		0- 0		0- 0		HOME		0- 0		0- 1		0- 0							
3- 5		0- 0		0- 0		AWAY		0- 1		0- 0		3- 4							
3- 6		0- 0		0- 1		NEUTRAL		0- 0		0- 1		3- 4							
3- 13		0- 0		0- 1		CONFERENCE		0- 4		0- 0		3- 8							
3- 6		0- 0		0- 0		HOME		0- 2		0- 0		3- 4							
0- 7		0- 0		0- 1		AWAY		0- 2		0- 0		0- 4							
0- 0		0- 0		0- 0		NEUTRAL		0- 0		0- 0		0- 0							
RPI S	Opponent	Score		RPI S	Opponent	Score		RPI S	Opponent	Score		RPI S	Opponent	Score					
				34 A	Coastal Caro.	0	3	55 A	Arkansas St.	0	3	102 H	Southern Miss.	0	3				
				40 N	Cincinnati	0	3	55 H	Arkansas St.	0	3	115 N	Kennesaw St.	0	3				
								82 A	Texas St.	1	3	163 A	UT Arlington	0	3				
								82 H	Texas St.	0	3	163 H	UT Arlington	1	3				
								86 A	Tennessee	0	3	169 A	SFA	1	3				
												195 N	San Jose St.	0	3				
												198 H	South Ala.	3	2				
												206 A	Houston Baptist	0	3				
												208 A	Little Rock	0	3				
												208 H	Little Rock	2	3				
												211 A	Central Ark.	3	2				
												221 N	Oral Roberts	0	3				
												227 H	Ga. Southern	3	0				
												245 A	Houston	2	3				
												246 N	Incarnate Word	3	0				
												247 A	Northwestern St.	1	3				
												249 H	Georgia St.	3	1				
												255 A	Louisiana Tech	3	0				
												256 N	Evansville	2	3				
												272 H	Troy	0	3				
												278 N	Middle Tenn.	0	3				
												285 A	Louisiana	2	3				
												285 H	Louisiana	2	3				
												291 A	Jacksonville St.	3	2				
												298 A	Appalachian St.	0	3				
												316 N	Nicholls St.	3	1				
												332 N	Alcorn	3	0				
LAST 10 GAMES																			
				163 H	UT Arlington	1	3	82 A	Texas St.	1	3	285 H	Louisiana	2	3				
				82 H	Texas St.	0	3	163 A	UT Arlington	0	3	291 A	Jacksonville St.	3	2				
				285 H	Louisiana	2	3	34 A	Coastal Caro.	0	3	298 A	Appalachian St.	0	3				
				272 H	Troy	0	3	298 A	Appalachian St.	0	3	316 N	Nicholls St.	3	1				
				198 H	South Ala.	3	2	55 H	Arkansas St.	0	3	332 N	Alcorn	3	0				

Non-Div. I Games:

La.-Monroe

Average RPI Win:	290	WON-LOST	WINNING	LAST 10	STRENGTH OF	OPP. STRENGTH	TEAM	ADJ	CONF.	ADJ CONF.	
Average RPI Loss:	198	RECORD	PCT. RANK	GAMES	SCHEDULE	OF SCHEDULE	RPI	RPI	RPI	RPI	
DIV. I ONLY	12- 18	.4	214	3- 7	309	292	280	.40654	287	24	24
DIV. I NON-CONF.	9- 5	.64286	96	1- 0	326	321	256	.42195	262	27	27
TOTALS	RPI 1-25	RPI 26-50	W-L RECORDS	RPI 51-100	RPI 101-150	RPI 150+					
12- 18	0- 0	0- 0	OVERALL	0- 0	0- 5	12- 13					
2- 8	0- 0	0- 0	HOME	0- 0	0- 2	2- 6					
6- 8	0- 0	0- 0	AWAY	0- 0	0- 3	6- 5					
4- 2	0- 0	0- 0	NEUTRAL	0- 0	0- 0	4- 2					
9- 5	0- 0	0- 0	NON-CONFERENCE	0- 0	0- 1	9- 4					
2- 0	0- 0	0- 0	HOME	0- 0	0- 0	2- 0					
3- 3	0- 0	0- 0	AWAY	0- 0	0- 1	3- 2					
4- 2	0- 0	0- 0	NEUTRAL	0- 0	0- 0	4- 2					
3- 13	0- 0	0- 0	CONFERENCE	0- 0	0- 4	3- 9					
0- 8	0- 0	0- 0	HOME	0- 0	0- 2	0- 6					
3- 5	0- 0	0- 0	AWAY	0- 0	0- 2	3- 3					
0- 0	0- 0	0- 0	NEUTRAL	0- 0	0- 0	0- 0					
RPI S	Opponent	Score	RPI S	Opponent	Score	RPI S	Opponent	Score	RPI S	Opponent	Score
							103 A High Point	1		3	
							103 H High Point	0		3	
							112 A South Carolina	0		3	
							117 A Radford	1		3	
							117 H Radford	0		3	
							170 A Liberty	0		3	
							170 H Liberty	2		3	
							177 A Campbell	1		3	
							177 H Campbell	0		3	
							183 A Elon	1		3	
							222 A USC Upstate	3		2	
							229 N William & Mary	0		3	
							239 N Davidson	3		2	
							242 A Winthrop	3		0	
							242 H Winthrop	2		3	
							254 N Robert Morris	3		1	
							257 A UNC Asheville	2		3	
							257 H UNC Asheville	2		3	
							267 N Morehead St.	1		3	
							282 A Charleston So.	3		2	
							282 H Charleston So.	1		3	
							301 A Presbyterian	3		0	
							301 H Presbyterian	0		3	
							302 A The Citadel	2		3	
							309 H N.C. A&T	3		0	
							320 N Norfolk St.	3		0	
							322 A N.C. Central	3		0	
							177 H Campbell	0		3	
							257 A UNC Asheville	2		3	
							170 H Liberty	2		3	
							117 H Radford	0		3	
							322 H N.C. Central	3		0	
							177 H Campbell	0		3	
							177 A Campbell	1		3	
							103 A High Point	1		3	
							242 H Winthrop	2		3	
							282 A Charleston So.	3		2	
							301 A Presbyterian	3		0	

Non-Div. I Games: Limestone 3 0

Gardner-Webb

RPI	S	Opponent	Score	
322	H	N.C. Central	3	0
328	N	Delaware St.	3	0
333	A	South Carolina St.	3	0

Gardner-Webb

G
a
r
d
n
e
r
-
W
e
b
b

G
a
r
d
n
e
r
-
W
e
b
b

Average RPI Win: 283		WON-LOST	WINNING	LAST 10	STRENGTH OF		OPP. STRENGTH	TEAM	ADJ	CONF.	ADJ CONF.
Average RPI Loss: 138		RECORD	PCT. RANK	GAMES	SCHEDULE		OF SCHEDULE	RPI	RPI	RPI	RPI
DIV. I ONLY		6- 24	.2 304	0- 10	239		176	290	.40191 288	12	11
DIV. I NON-CONF.		5- 9	.35714 236	0- 0	288		294	281	.40114 280	10	10
TOTALS		RPI 1-25	RPI 26-50	W-L RECORDS	RPI 51-100		RPI 101-150	RPI 150+			
6- 24	0- 1		0- 2	OVERALL	0- 7		0- 3	6- 11			
3- 10	0- 0		0- 1	HOME	0- 3		0- 1	3- 5			
1- 11	0- 1		0- 1	AWAY	0- 4		0- 2	1- 3			
2- 3	0- 0		0- 0	NEUTRAL	0- 0		0- 0	2- 3			
5- 9	0- 1		0- 0	NON-CONFERENCE	0- 1		0- 1	5- 6			
2- 3	0- 0		0- 0	HOME	0- 0		0- 0	2- 3			
1- 3	0- 1		0- 0	AWAY	0- 1		0- 1	1- 0			
2- 3	0- 0		0- 0	NEUTRAL	0- 0		0- 0	2- 3			
1- 15	0- 0		0- 2	CONFERENCE	0- 6		0- 2	1- 5			
1- 7	0- 0		0- 1	HOME	0- 3		0- 1	1- 2			
0- 8	0- 0		0- 1	AWAY	0- 3		0- 1	0- 3			
0- 0	0- 0		0- 0	NEUTRAL	0- 0		0- 0	0- 0			
RPI S Opponent	Score	RPI S Opponent	Score	RPI S Opponent	Score	RPI S Opponent	Score	RPI S Opponent	Score		
17 A San Diego	0 3	27 A Hawaii	0 3	52 A Cal Poly	0 3	144 A UC Davis	1 3	144 A UC Davis	1 3		
		27 H Hawaii	0 3	52 H Cal Poly	0 3	144 H UC Davis	1 3	150 A Chattanooga	0 3		
				69 A Long Beach St.	0 3	151 A CSUN	1 3	151 H CSUN	1 3		
				69 H Long Beach St.	0 3	164 A UC Irvine	0 3	164 H UC Irvine	0 3		
				83 A San Diego St.	0 3	172 H Colgate	3 2	195 N San Jose St.	2 3		
				97 A UC Santa Barbara	1 3	199 N Eastern Wash.	0 3	218 H Weber St.	1 3		
				97 H UC Santa Barbara	1 3	240 N Eastern Ky.	1 3	253 H Air Force	1 3		
						265 A UC Riverside	0 3	265 H UC Riverside	3 1		
						274 H Niagara	1 3	294 A Grand Canyon	3 1		
						302 H The Citadel	3 0	333 N South Carolina St.	3 0		
						334 N Mississippi Val.	3 0				
LAST 10 GAMES				151 A CSUN	1 3	265 A UC Riverside	0 3				
				69 H Long Beach St.	0 3	69 A Long Beach St.	0 3				
				52 A Cal Poly	0 3	27 H Hawaii	0 3				
				97 A UC Santa Barbara	1 3	144 A UC Davis	1 3				
				151 H CSUN	1 3	164 A UC Irvine	0 3				

Non-Div. I Games:

Cal St. Fullerton

Average RPI Win: 269		WON-LOST RECORD		WINNING PCT. RANK		LAST 10 GAMES		STRENGTH OF SCHEDULE		OPP. STRENGTH OF SCHEDULE		TEAM RPI		ADJ RPI		CONF. RPI		ADJ CONF. RPI	
DIV. I ONLY		7- 22		.24138 289		1- 9		255		263		291		.39735 289		26		26	
DIV. I NON-CONF.		4- 9		.30769 257		0- 0		243		214		266		.41689 266		26		26	
TOTALS		RPI 1-25		RPI 26-50		W-L RECORDS		RPI 51-100		RPI 101-150		RPI 150+							
7- 22		0- 0		0- 0		OVERALL		0- 3		0- 6		7- 13							
3- 5		0- 0		0- 0		HOME		0- 1		0- 0		3- 4							
1- 12		0- 0		0- 0		AWAY		0- 1		0- 2		1- 9							
3- 5		0- 0		0- 0		NEUTRAL		0- 1		0- 4		3- 0							
4- 9		0- 0		0- 0		NON-CONFERENCE		0- 1		0- 5		4- 3							
0- 0		0- 0		0- 0		HOME		0- 0		0- 0		0- 0							
1- 4		0- 0		0- 0		AWAY		0- 0		0- 1		1- 3							
3- 5		0- 0		0- 0		NEUTRAL		0- 1		0- 4		3- 0							
3- 13		0- 0		0- 0		CONFERENCE		0- 2		0- 1		3- 10							
3- 5		0- 0		0- 0		HOME		0- 1		0- 0		3- 4							
0- 8		0- 0		0- 0		AWAY		0- 1		0- 1		0- 6							
0- 0		0- 0		0- 0		NEUTRAL		0- 0		0- 0		0- 0							
RPI S	Opponent	Score		RPI S	Opponent	Score		RPI S	Opponent	Score		RPI S	Opponent	Score					
								76 N	Wyoming	0	3	117 N	Radford	0	3				
								93 A	Murray St.	0	3	123 N	Oregon St.	0	3				
								100 H	SIUE	0	3	124 A	Samford	1	3				
												130 N	Illinois St.	0	3				
												137 A	Austin Peay	0	3				
												140 N	Seton Hall	0	3				
												178 A	Belmont	1	3				
												178 H	Belmont	0	3				
												188 A	Tennessee St.	2	3				
												188 H	Tennessee St.	0	3				
												204 A	Idaho	1	3				
												240 A	Eastern Ky.	0	3				
												240 H	Eastern Ky.	3	1				
												247 N	Northwestern St.	3	0				
												262 H	UT Martin	3	1				
												263 A	Western Caro.	3	1				
												267 A	Morehead St.	1	3				
												267 H	Morehead St.	0	3				
												277 A	UAB	0	3				
												277 N	UAB	3	2				
												278 A	Middle Tenn.	2	3				
												282 N	Charleston So.	3	0				
												291 A	Jacksonville St.	0	3				
												291 H	Jacksonville St.	1	3				
												293 A	Southeast Mo. St.	0	3				
												310 H	Eastern Ill.	3	2				
												93 A	Murray St.	0	3				
LAST 10 GAMES																			

Non-Div. I Games:

Tennessee Tech

Average RPI Win: 272		WON-LOST	WINNING	LAST 10	STRENGTH OF		OPP. STRENGTH	TEAM	ADJ		CONF.	ADJ CONF.
Average RPI Loss: 174		RECORD	PCT. RANK	GAMES	SCHEDULE		OF SCHEDULE	RPI	RPI		RPI	RPI
DIV. I ONLY		8- 20	.28571	270	291		222	292	.39726		290	15
DIV. I NON-CONF.		5- 7	.41667	211	324		284	298	.38232		295	15
TOTALS		RPI 1-25	RPI 26-50		W-L RECORDS		RPI 51-100		RPI 101-150		RPI 150+	
8- 20		0- 0	0- 2		OVERALL		0- 1		0- 7		8- 10	
3- 8		0- 0	0- 1		HOME		0- 0		0- 3		3- 4	
1- 10		0- 0	0- 1		AWAY		0- 1		0- 4		1- 4	
4- 2		0- 0	0- 0		NEUTRAL		0- 0		0- 0		4- 2	
5- 7		0- 0	0- 0		NON-CONFERENCE		0- 0		0- 2		5- 5	
1- 2		0- 0	0- 0		HOME		0- 0		0- 0		1- 2	
0- 3		0- 0	0- 0		AWAY		0- 0		0- 2		0- 1	
4- 2		0- 0	0- 0		NEUTRAL		0- 0		0- 0		4- 2	
3- 13		0- 0	0- 2		CONFERENCE		0- 1		0- 5		3- 5	
2- 6		0- 0	0- 1		HOME		0- 0		0- 3		2- 2	
1- 7		0- 0	0- 1		AWAY		0- 1		0- 2		1- 3	
0- 0		0- 0	0- 0		NEUTRAL		0- 0		0- 0		0- 0	
RPI S	Opponent	Score	RPI S	Opponent	Score	RPI S	Opponent	Score	RPI S	Opponent	Score	
			42 A	Miami (OH)	0 3	51 A	Northern Ill.	2 3	120 A	Bowling Green	0 3	
			42 H	Miami (OH)	1 3				120 H	Bowling Green	1 3	
									134 A	Ohio	0 3	
									134 H	Ohio	1 3	
									145 H	Toledo	1 3	
									148 A	Milwaukee	0 3	
									149 A	West Virginia	0 3	
									191 A	Western Mich.	0 3	
									196 A	UMBC	1 3	
									200 A	Kent St.	1 3	
									200 H	Kent St.	3 2	
									210 A	Ball St.	0 3	
									216 H	Youngstown St.	0 3	
									219 H	Central Mich.	3 2	
									240 H	Eastern Ky.	1 3	
									242 N	Winthrop	3 0	
									244 N	Dartmouth	3 1	
									251 H	Eastern Mich.	0 3	
									271 N	Bradley	0 3	
									303 N	Loyola Maryland	1 3	
									307 A	Buffalo	3 2	
									307 H	Buffalo	2 3	
									317 H	Canisius	3 0	
									318 N	Western Ill.	3 2	
									328 N	Delaware St.	3 0	
LAST 10 GAMES			120 A	Bowling Green	0 3	200 H	Kent St.	3 2	317 H	Canisius	3 0	
			42 A	Miami (OH)	0 3	219 H	Central Mich.	3 2	318 N	Western Ill.	3 2	
			210 A	Ball St.	0 3	251 H	Eastern Mich.	0 3	328 N	Delaware St.	3 0	
			307 A	Buffalo	3 2	51 A	Northern Ill.	2 3				
			134 H	Ohio	1 3	191 A	Western Mich.	0 3				

Non-Div. I Games:

Akron

[illegible]

Non-Div. I Games:

Jacksonville St.

RPI	S	Opponent	Score	
326	H	Jackson St.	3	0
330	N	Savannah St.	3	0
332	A	Alcorn	3	0
332	H	Alcorn	3	0
334	A	Mississippi Val.	3	0
334	H	Mississippi Val.	3	0

Jacksonville St.

J
a
c
k
s
o
n
v
i
l
l
e
s
t
.

J
a
c
k
s
o
n
v
i
l
l
e
s
t
.

S
o
u
t
h
e
r
n
U
t
a
h

■ Loss,
 ■ Non-Conf,
 S Site,
 H Home,
 A Away,
 N Neutral

Page 315

Average RPI Win: 266		WON-LOST	WINNING	LAST 10	STRENGTH OF		OPP. STRENGTH	TEAM	ADJ		CONF.	ADJ CONF.
Average RPI Loss: 192		RECORD	PCT. RANK	GAMES	SCHEDULE		OF SCHEDULE	RPI	RPI		RPI	RPI
DIV. I ONLY		7- 23	.23333	291	247		270	293	.39532		293	26
DIV. I NON-CONF.		1- 13	.07143	318	266		281	321	.33878		319	26
TOTALS		RPI 1-25	RPI 26-50		W-L RECORDS		RPI 51-100		RPI 101-150		RPI 150+	
7- 23		0- 0	0- 0		OVERALL		0- 5		0- 3		7- 15	
6- 6		0- 0	0- 0		HOME		0- 3		0- 1		6- 2	
1- 11		0- 0	0- 0		AWAY		0- 2		0- 1		1- 8	
0- 6		0- 0	0- 0		NEUTRAL		0- 0		0- 1		0- 5	
1- 13		0- 0	0- 0		NON-CONFERENCE		0- 1		0- 1		1- 11	
1- 3		0- 0	0- 0		HOME		0- 1		0- 0		1- 2	
0- 4		0- 0	0- 0		AWAY		0- 0		0- 0		0- 4	
0- 6		0- 0	0- 0		NEUTRAL		0- 0		0- 1		0- 5	
6- 10		0- 0	0- 0		CONFERENCE		0- 4		0- 2		6- 4	
5- 3		0- 0	0- 0		HOME		0- 2		0- 1		5- 0	
1- 7		0- 0	0- 0		AWAY		0- 2		0- 1		1- 4	
0- 0		0- 0	0- 0		NEUTRAL		0- 0		0- 0		0- 0	
RPI S	Opponent	Score	RPI S	Opponent	Score	RPI S	Opponent	Score	RPI S	Opponent	Score	
						71 H	Southern Ill.	0 3	117 N	Radford	0 3	
						93 A	Murray St.	0 3	137 A	Austin Peay	0 3	
						93 H	Murray St.	0 3	137 H	Austin Peay	2 3	
						100 A	SIUE	1 3	176 N	Duquesne	2 3	
						100 H	SIUE	2 3	178 H	Belmont	3 2	
									181 H	Ill.-Chicago	1 3	
									184 A	Valparaiso	0 3	
									185 N	Drake	0 3	
									188 H	Tennessee St.	3 1	
									218 N	Weber St.	1 3	
									219 N	Central Mich.	1 3	
									240 A	Eastern Ky.	2 3	
									247 N	Northwestern St.	1 3	
									255 H	Louisiana Tech	2 3	
									256 A	Evansville	2 3	
									262 A	UT Martin	2 3	
									262 H	UT Martin	3 0	
									267 A	Morehead St.	1 3	
									277 A	UAB	0 3	
									289 H	Tennessee Tech	3 0	
									291 A	Jacksonville St.	0 3	
									310 A	Eastern Ill.	3 0	
									310 H	Eastern Ill.	3 0	
									318 A	Western Ill.	0 3	
									324 H	New Orleans	3 1	
LAST 10 GAMES												
						289 H	Tennessee Tech	3 0	93 H	Murray St.	0 3	
						262 H	UT Martin	3 0	267 A	Morehead St.	1 3	
						310 A	Eastern Ill.	3 0	240 A	Eastern Ky.	2 3	
						100 A	SIUE	1 3	188 H	Tennessee St.	3 1	
						137 H	Austin Peay	2 3	178 H	Belmont	3 2	

Non-Div. I Games:

Southeast Mo. St.

Average RPI Win: 259		WON-LOST	WINNING	LAST 10	STRENGTH OF		OPP. STRENGTH	TEAM	ADJ	CONF.	ADJ CONF.
Average RPI Loss: 154		RECORD	PCT. RANK	GAMES	SCHEDULE		OF SCHEDULE	RPI	RPI	RPI	RPI
DIV. I ONLY		5- 21	.19231	306	1- 8		244	190	294	.3943	294
DIV. I NON-CONF.		4- 8	.33333	244	0- 0		242	203	260	.42349	260
TOTALS		RPI 1-25	RPI 26-50		W-L RECORDS		RPI 51-100		RPI 101-150		RPI 150+
5- 21	0- 0	0- 0		OVERALL		0- 4		0- 7		5- 10	
3- 7	0- 0	0- 0		HOME		0- 1		0- 2		3- 4	
1- 9	0- 0	0- 0		AWAY		0- 1		0- 3		1- 5	
1- 5	0- 0	0- 0		NEUTRAL		0- 2		0- 2		1- 1	
4- 8	0- 0	0- 0		NON-CONFERENCE		0- 2		0- 3		4- 3	
2- 1	0- 0	0- 0		HOME		0- 0		0- 0		2- 1	
1- 2	0- 0	0- 0		AWAY		0- 0		0- 1		1- 1	
1- 5	0- 0	0- 0		NEUTRAL		0- 2		0- 2		1- 1	
1- 13	0- 0	0- 0		CONFERENCE		0- 2		0- 4		1- 7	
1- 6	0- 0	0- 0		HOME		0- 1		0- 2		1- 3	
0- 7	0- 0	0- 0		AWAY		0- 1		0- 2		0- 4	
0- 0	0- 0	0- 0		NEUTRAL		0- 0		0- 0		0- 0	
RPI S	Opponent	Score	RPI S	Opponent	Score	RPI S	Opponent	Score	RPI S	Opponent	Score
						52 N	Cal Poly	1 3	110 A	Sacramento St.	0 3
						79 A	New Mexico St.	0 3	122 A	UTRGV	0 3
						79 H	New Mexico St.	0 3	122 H	UTRGV	1 3
						84 N	Nevada	0 3	126 N	Santa Clara	0 3
									127 A	Utah Valley	0 3
									127 H	Utah Valley	1 3
									149 N	West Virginia	0 3
									160 A	CSU Bakersfield	0 3
									160 H	CSU Bakersfield	0 3
									173 A	UMKC	2 3
									173 H	UMKC	0 3
									175 A	California	0 3
									182 A	Seattle U	2 3
									182 H	Seattle U	2 3
									199 H	Eastern Wash.	3 0
									240 H	Eastern Ky.	3 1
									253 A	Air Force	3 2
									259 N	Montana St.	2 3
									288 H	Cal St. Fullerton	1 3
									291 N	Jacksonville St.	3 0
									312 A	Chicago St.	2 3
									312 H	Chicago St.	3 1
LAST 10 GAMES											
						182 A	Seattle U	2 3	79 A	New Mexico St.	0 3
						127 A	Utah Valley	0 3	160 H	CSU Bakersfield	0 3
						312 H	Chicago St.	3 1	127 H	Utah Valley	1 3
						173 H	UMKC	0 3	182 H	Seattle U	2 3
						122 A	UTRGV	0 3	173 A	UMKC	2 3

Non-Div. I Games: Benedictine Mesa 3 0

Grand Canyon

Average RPI Win:		318	WON-LOST RECORD		WINNING PCT. RANK		LAST 10 GAMES		STRENGTH OF SCHEDULE		OPP. STRENGTH OF SCHEDULE		TEAM RPI		ADJ RPI		CONF. RPI		ADJ CONF. RPI	
Average RPI Loss:		228																		
DIV. I ONLY			14- 14		.5 171		7- 3		328		331		287		.39319 295		32		32	
DIV. I NON-CONF.			1- 7		.125 306		0- 0		271		309		319		.33723 320		32		32	
TOTALS		RPI 1-25		RPI 26-50		W-L RECORDS		RPI 51-100		RPI 101-150		RPI 150+								
14- 14		0- 0		0- 0		OVERALL		0- 1		0- 2		14- 11								
6- 4		0- 0		0- 0		HOME		0- 0		0- 0		6- 4								
7- 7		0- 0		0- 0		AWAY		0- 0		0- 1		7- 6								
1- 3		0- 0		0- 0		NEUTRAL		0- 1		0- 1		1- 1								
1- 7		0- 0		0- 0		NON-CONFERENCE		0- 1		0- 2		1- 4								
0- 1		0- 0		0- 0		HOME		0- 0		0- 0		0- 1								
1- 4		0- 0		0- 0		AWAY		0- 0		0- 1		1- 3								
0- 2		0- 0		0- 0		NEUTRAL		0- 1		0- 1		0- 0								
13- 7		0- 0		0- 0		CONFERENCE		0- 0		0- 0		13- 7								
6- 3		0- 0		0- 0		HOME		0- 0		0- 0		6- 3								
6- 3		0- 0		0- 0		AWAY		0- 0		0- 0		6- 3								
1- 1		0- 0		0- 0		NEUTRAL		0- 0		0- 0		1- 1								
RPI	S	Opponent	Score	RPI	S	Opponent	Score	RPI	S	Opponent	Score	RPI	S	Opponent	Score					
								79	N	New Mexico St.	0 3	102	A	Southern Miss.	0 3					
												137	N	Austin Peay	0 3					
												186	A	Alabama St.	0 3					
												186	H	Alabama St.	0 3					
												220	A	Texas Southern	0 3					
												220	H	Texas Southern	0 3					
												220	N	Texas Southern	0 3					
												272	A	Troy	0 3					
												300	A	Southeastern La.	3 1					
												300	A	Southeastern La.	1 3					
												305	A	Alabama A&M	3 1					
												305	H	Alabama A&M	3 2					
												306	A	Prairie View	3 2					
												306	H	Prairie View	3 1					
												314	A	Ark.-Pine Bluff	2 3					
												314	H	Ark.-Pine Bluff	3 1					
												314	N	Ark.-Pine Bluff	3 1					
												316	A	Nicholls St.	0 3					
												316	H	Nicholls St.	0 3					
												325	A	Grambling	3 0					
												325	H	Grambling	3 0					
												326	A	Jackson St.	3 0					
												326	H	Jackson St.	1 3					
												332	A	Alcorn	3 0					
												332	H	Alcorn	3 1					
												334	A	Mississippi Val.	3 1					
												334	H	Mississippi Val.	3 0					

Non-Div. I Games:

Southern U.

Average RPI Win: 303		WON-LOST RECORD		WINNING PCT. RANK		LAST 10 GAMES		STRENGTH OF SCHEDULE		OPP. STRENGTH OF SCHEDULE		TEAM RPI		ADJ RPI		CONF. RPI		ADJ CONF. RPI	
DIV. I ONLY		4- 25		.13793 320		0- 10		202		211		297		.39239 296		16		18	
DIV. I NON-CONF.		3- 12		.2 289		0- 0		239		233		290		.39 290		18		18	
TOTALS		RPI 1-25		RPI 26-50		W-L RECORDS		RPI 51-100		RPI 101-150		RPI 150+							
4- 25		0- 0		0- 0		OVERALL		0- 5		0- 6		4- 14							
2- 7		0- 0		0- 0		HOME		0- 2		0- 2		2- 3							
0- 11		0- 0		0- 0		AWAY		0- 3		0- 3		0- 5							
2- 7		0- 0		0- 0		NEUTRAL		0- 0		0- 1		2- 6							
3- 12		0- 0		0- 0		NON-CONFERENCE		0- 1		0- 4		3- 7							
1- 1		0- 0		0- 0		HOME		0- 0		0- 1		1- 0							
0- 4		0- 0		0- 0		AWAY		0- 1		0- 2		0- 1							
2- 7		0- 0		0- 0		NEUTRAL		0- 0		0- 1		2- 6							
1- 13		0- 0		0- 0		CONFERENCE		0- 4		0- 2		1- 7							
1- 6		0- 0		0- 0		HOME		0- 2		0- 1		1- 3							
0- 7		0- 0		0- 0		AWAY		0- 2		0- 1		0- 4							
0- 0		0- 0		0- 0		NEUTRAL		0- 0		0- 0		0- 0							
RPI	S	Opponent		Score	RPI	S	Opponent		Score	RPI	S	Opponent		Score					
							53 A	Lipscomb	1 3			111 H	Marshall	0 3					
							53 H	Lipscomb	1 3			113 A	South Fla.	0 3					
							58 A	FGCU	0 3			113 A	South Fla.	0 3					
							58 H	FGCU	0 3			115 A	Kennesaw St.	0 3					
							61 A	UCF	0 3			115 H	Kennesaw St.	0 3					
												132 N	New Mexico	1 3					
												158 A	North Florida	0 3					
												158 H	North Florida	1 3					
												179 N	Fla. Atlantic	0 3					
												193 N	LIU Brooklyn	1 3					
												197 N	Wright St.	0 3					
												200 N	Kent St.	1 3					
												222 A	USC Upstate	0 3					
												222 H	USC Upstate	2 3					
												224 A	Jacksonville	2 3					
												224 H	Jacksonville	1 3					
												235 N	Georgetown	0 3					
												250 N	Stony Brook	0 3					
												257 A	UNC Asheville	2 3					
												279 H	Bethune-Cookman	3 2					
												304 A	NJIT	2 3					
												304 H	NJIT	3 0					
												305 N	Alabama A&M	3 0					
												322 N	N.C. Central	3 0					
LAST 10 GAMES																			
							222 A	Jacksonville	2 3										
							304 A	NJIT	0 3										
							53 H	Lipscomb	1 3										
							115 H	Kennesaw St.	0 3										
							158 A	North Florida	0 3										

Non-Div. I Games:

Stetson

Average RPI Win: 289		WON-LOST	WINNING	LAST 10	STRENGTH OF		OPP. STRENGTH	TEAM	ADJ	CONF.	ADJ CONF.
Average RPI Loss: 170		RECORD	PCT. RANK	GAMES	SCHEDULE		OF SCHEDULE	RPI	RPI	RPI	RPI
DIV. I ONLY		5- 23	.17857	310	3- 7		249	238	301	.38915	297
DIV. I NON-CONF.		1- 11	.08333	314	0- 0		197	191	302	.37875	299
TOTALS		RPI 1-25	RPI 26-50		W-L RECORDS		RPI 51-100		RPI 101-150		RPI 150+
5- 23	0- 0	0- 0		OVERALL		0- 5		0- 2		5- 16	
3- 7	0- 0	0- 0		HOME		0- 2		0- 1		3- 4	
1- 10	0- 0	0- 0		AWAY		0- 2		0- 1		1- 7	
1- 6	0- 0	0- 0		NEUTRAL		0- 1		0- 0		1- 5	
1- 11	0- 0	0- 0		NON-CONFERENCE		0- 3		0- 0		1- 8	
0- 2	0- 0	0- 0		HOME		0- 1		0- 0		0- 1	
0- 3	0- 0	0- 0		AWAY		0- 1		0- 0		0- 2	
1- 6	0- 0	0- 0		NEUTRAL		0- 1		0- 0		1- 5	
4- 12	0- 0	0- 0		CONFERENCE		0- 2		0- 2		4- 8	
3- 5	0- 0	0- 0		HOME		0- 1		0- 1		3- 3	
1- 7	0- 0	0- 0		AWAY		0- 1		0- 1		1- 5	
0- 0	0- 0	0- 0		NEUTRAL		0- 0		0- 0		0- 0	
RPI S	Opponent	Score	RPI S	Opponent	Score	RPI S	Opponent	Score	RPI S	Opponent	Score
						51 N	Northern Ill.	0 3	108 A	Denver	0 3
						74 A	Green Bay	0 3	108 H	Denver	0 3
						92 H	North Dakota	1 3	152 N	Texas Tech	0 3
						96 A	South Dakota	0 3	169 N	SFA	0 3
						96 H	South Dakota	0 3	176 N	Duquesne	0 3
									184 A	Valparaiso	0 3
									185 A	Drake	2 3
									190 A	IUPUI	0 3
									190 H	IUPUI	0 3
									203 A	North Dakota St.	1 3
									203 H	North Dakota St.	2 3
									214 N	UTEP	1 3
									219 N	Central Mich.	0 3
									221 A	Oral Roberts	0 3
									221 H	Oral Roberts	2 3
									232 A	Fort Wayne	1 3
									232 H	Fort Wayne	3 1
									266 A	Omaha	2 3
									266 H	Omaha	3 0
									271 H	Bradley	0 3
									310 N	Eastern Ill.	3 0
									318 A	Western Ill.	3 2
									318 H	Western Ill.	3 2
LAST 10 GAMES											
						96 A	South Dakota	0 3	221 H	Oral Roberts	2 3
						203 A	North Dakota St.	1 3	190 A	IUPUI	0 3
						318 H	Western Ill.	3 2	108 H	Denver	0 3
						266 A	Omaha	2 3	318 A	Western Ill.	3 2
						232 H	Fort Wayne	3 1	232 A	Fort Wayne	1 3

Non-Div. I Games:

South Dakota St.

Average RPI Win:	276	WON-LOST RECORD	WINNING PCT. RANK	LAST 10 GAMES	STRENGTH OF SCHEDULE	OPP. STRENGTH OF SCHEDULE	TEAM RPI	ADJ RPI	CONF. RPI	ADJ CONF. RPI	
DIV. I ONLY		4- 25	.13793 320	2- 8	223	226	304	.38761 298	22	22	
DIV. I NON-CONF.		2- 11	.15385 301	0- 0	211	229	293	.38901 291	19	19	
<hr/>											
TOTALS	RPI 1-25	RPI 26-50		W-L RECORDS	RPI 51-100		RPI 101-150		RPI 150+		
4- 25	0- 0	0- 2		OVERALL	0- 3		0- 4		4- 16		
2- 11	0- 0	0- 1		HOME	0- 1		0- 2		2- 7		
0- 10	0- 0	0- 1		AWAY	0- 1		0- 1		0- 7		
2- 4	0- 0	0- 0		NEUTRAL	0- 1		0- 1		2- 2		
<hr/>											
2- 11	0- 0	0- 0		NON-CONFERENCE	0- 1		0- 4		2- 6		
0- 3	0- 0	0- 0		HOME	0- 0		0- 2		0- 1		
0- 4	0- 0	0- 0		AWAY	0- 0		0- 1		0- 3		
2- 4	0- 0	0- 0		NEUTRAL	0- 1		0- 1		2- 2		
<hr/>											
2- 14	0- 0	0- 2		CONFERENCE	0- 2		0- 0		2- 10		
2- 8	0- 0	0- 1		HOME	0- 1		0- 0		2- 6		
0- 6	0- 0	0- 1		AWAY	0- 1		0- 0		0- 4		
0- 0	0- 0	0- 0		NEUTRAL	0- 0		0- 0		0- 0		
<hr/>											
RPI S	Opponent	Score	RPI S	Opponent	Score	RPI S	Opponent	Score	RPI S	Opponent	Score
			34 A Coastal Caro.	1	3	55 H Arkansas St.	0	3	104 H UNCW	0	3
			34 H Coastal Caro.	0	3	82 A Texas St.	2	3	107 N Northern Ky.	1	3
						95 N Ole Miss	0	3	134 H Ohio	0	3
									150 A Chattanooga	2	3
									163 A UT Arlington	0	3
									168 A Virginia Tech	2	3
									188 N Tennessee St.	1	3
									198 A South Ala.	1	3
									198 H South Ala.	2	3
									207 H Wofford	2	3
									208 H Little Rock	0	3
									210 N Ball St.	2	3
									227 H Ga. Southern	3	0
									227 H Ga. Southern	2	3
									249 A Georgia St.	2	3
									249 H Georgia St.	2	3
									263 A Western Caro.	2	3
									267 A Morehead St.	2	3
									270 N Siena	3	0
									272 A Troy	2	3
									272 H Troy	2	3
									285 H Louisiana	1	3
									286 H La.-Monroe	3	0
									320 N Norfolk St.	3	0
<hr/>											
LAST 10 GAMES											
			272 H Troy	2	3	198 A South Ala.	1	3	285 H Louisiana	1	3
			198 H South Ala.	2	3	272 A Troy	2	3	286 H La.-Monroe	3	0
			227 H Ga. Southern	2	3	285 H Louisiana	1	3	34 A Coastal Caro.	1	3
			227 H Ga. Southern	3	0	286 H La.-Monroe	3	0			
			249 H Georgia St.	2	3						

Non-Div. I Games:

Appalachian St.

Average RPI Win:	298	WON-LOST RECORD	WINNING PCT. RANK	LAST 10 GAMES	STRENGTH OF SCHEDULE	OPP. STRENGTH OF SCHEDULE	TEAM RPI	ADJ RPI	CONF. RPI	ADJ CONF. RPI				
DIV. I ONLY		12- 20	.375 234	6- 4	311	316	296	.38647 299	30	30				
DIV. I NON-CONF.		4- 10	.28571 269	0- 0	297	304	307	.36884 307	31	31				
<hr/>														
TOTALS	RPI 1-25	RPI 26-50		W-L RECORDS	RPI 51-100		RPI 101-150		RPI 150+					
12- 20	0- 0	0- 0		OVERALL	0- 1		0- 3		12- 16					
7- 3	0- 0	0- 0		HOME	0- 0		0- 1		7- 2					
3- 11	0- 0	0- 0		AWAY	0- 0		0- 1		3- 10					
2- 6	0- 0	0- 0		NEUTRAL	0- 1		0- 1		2- 4					
<hr/>														
4- 10	0- 0	0- 0		NON-CONFERENCE	0- 1		0- 1		4- 8					
1- 0	0- 0	0- 0		HOME	0- 0		0- 0		1- 0					
1- 4	0- 0	0- 0		AWAY	0- 0		0- 0		1- 4					
2- 6	0- 0	0- 0		NEUTRAL	0- 1		0- 1		2- 4					
<hr/>														
8- 10	0- 0	0- 0		CONFERENCE	0- 0		0- 2		8- 8					
6- 3	0- 0	0- 0		HOME	0- 0		0- 1		6- 2					
2- 7	0- 0	0- 0		AWAY	0- 0		0- 1		2- 6					
0- 0	0- 0	0- 0		NEUTRAL	0- 0		0- 0		0- 0					
<hr/>														
RPI S	Opponent	Score	RPI S	Opponent	Score	RPI S	Opponent	Score	RPI S	Opponent	Score			
						100 N	SIUE	0 3	118 A	Fairfield	0 3			
						118 H	Fairfield	1 3						
						138 N	Rhode Island	0 3						
						166 A	Columbia	0 3						
						195 A	San Jose St.	0 3						
						225 A	Marist	3 0						
						225 H	Marist	0 3						
						228 N	Bryant	0 3						
						237 N	Central Conn. St.	1 3						
						248 N	Providence	0 3						
						252 A	Quinnipiac	0 3						
						252 H	Quinnipiac	3 2						
						269 A	Rider	0 3						
						269 H	Rider	3 0						
						270 A	Siena	1 3						
						270 H	Siena	2 3						
						273 A	Fordham	0 3						
						274 A	Niagara	1 3						
						274 H	Niagara	3 2						
						280 N	UMass Lowell	0 3						
						281 A	Hartford	2 3						
						LAST 10 GAMES						304 N	NJIT	3 1
						317 H	Canisius	3 1	118 H	Fairfield	1 3	308 N	St. Francis Brooklyn	3 1
						274 H	Niagara	3 2	252 H	Quinnipiac	3 2	315 A	Iona	2 3
						270 A	Siena	1 3	331 H	Saint Peter's	3 0	315 H	Iona	3 1
						225 A	Marist	3 0	331 A	Saint Peter's	3 0	317 A	Canisius	2 3
						315 A	Iona	2 3	269 A	Rider	0 3	317 H	Canisius	3 1

Non-Div. I Games:

Manhattan

RPI	S	Opponent	Score	
323	A	Lafayette	3	1
327	H	Fairleigh Dickinson	3	0
331	A	Saint Peter's	3	0
331	H	Saint Peter's	3	0

Manhattan

M
a
n
h
a
t
t
a
n

M
a
n
h
a
t
t
a
n

Average RPI Win:	291	WON-LOST	WINNING	LAST 10	STRENGTH OF	OPP. STRENGTH	TEAM	ADJ	CONF.	ADJ CONF.	
Average RPI Loss:	189	RECORD	PCT. RANK	GAMES	SCHEDULE	OF SCHEDULE	RPI	RPI	RPI	RPI	
DIV. I ONLY	5- 26	.16129	314	1- 9	225	284	305	.38491	301	24	24
DIV. I NON-CONF.	2- 13	.13333	304	0- 1	259	292	315	.35548	315	27	27
<hr/>											
TOTALS	RPI 1-25	RPI 26-50		W-L RECORDS		RPI 51-100		RPI 101-150		RPI 150+	
5- 26	0- 0	0- 0		OVERALL		0- 3		0- 5		5- 18	
2- 7	0- 0	0- 0		HOME		0- 0		0- 2		2- 5	
1- 13	0- 0	0- 0		AWAY		0- 2		0- 3		1- 8	
2- 6	0- 0	0- 0		NEUTRAL		0- 1		0- 0		2- 5	
<hr/>											
2- 13	0- 0	0- 0		NON-CONFERENCE		0- 3		0- 1		2- 9	
0- 1	0- 0	0- 0		HOME		0- 0		0- 0		0- 1	
0- 6	0- 0	0- 0		AWAY		0- 2		0- 1		0- 3	
2- 6	0- 0	0- 0		NEUTRAL		0- 1		0- 0		2- 5	
<hr/>											
3- 13	0- 0	0- 0		CONFERENCE		0- 0		0- 4		3- 9	
2- 6	0- 0	0- 0		HOME		0- 0		0- 2		2- 4	
1- 7	0- 0	0- 0		AWAY		0- 0		0- 2		1- 5	
0- 0	0- 0	0- 0		NEUTRAL		0- 0		0- 0		0- 0	
<hr/>											
RPI S	Opponent	Score	RPI S	Opponent	Score	RPI S	Opponent	Score	RPI S	Opponent	Score
						54 A	Alabama	2 3	103 A	High Point	0 3
						94 A	Northeastern	0 3	103 H	High Point	0 3
						99 N	ETSU	0 3	117 A	Radford	1 3
									117 H	Radford	0 3
									150 A	Chattanooga	0 3
									170 A	Liberty	0 3
									170 H	Liberty	2 3
									177 A	Campbell	0 3
									177 H	Campbell	0 3
									181 N	Ill.-Chicago	1 3
									207 A	Wofford	0 3
									207 H	Wofford	1 3
									213 N	Binghamton	1 3
									222 A	USC Upstate	2 3
									224 A	Jacksonville	0 3
									227 N	Ga. Southern	1 3
									242 A	Winthrop	1 3
									242 H	Winthrop	3 2
									257 A	UNC Asheville	2 3
									257 H	UNC Asheville	3 2
									273 N	Fordham	0 3
									282 A	Charleston So.	1 3
									282 H	Charleston So.	1 3
									283 N	Charlotte	1 3
									287 A	Gardner-Webb	3 0
									287 H	Gardner-Webb	0 3
									333 N	South Carolina St.	3 0
<hr/>											
			LAST 10 GAMES								
						103 A	High Point	0 3	170 A	Liberty	0 3
						242 A	Winthrop	1 3	287 H	Gardner-Webb	0 3
						282 A	Charleston So.	1 3	207 H	Wofford	1 3
						257 H	UNC Asheville	3 2	177 H	Campbell	0 3
						117 A	Radford	1 3	103 H	High Point	0 3

Non-Div. I Games:

Presbyterian

RPI	S	Opponent	Score	
334	N	Mississippi Val.	3	0

Presbyterian

P
r
e
s
b
y
t
e
r
i
a
n

P
r
e
s
b
y
t
e
r
i
a
n

Average RPI Win: 291		WON-LOST	WINNING	LAST 10	STRENGTH OF		OPP. STRENGTH	TEAM	ADJ		CONF.	ADJ CONF.	
Average RPI Loss: 194		RECORD	PCT. RANK	GAMES	SCHEDULE		OF SCHEDULE	RPI	RPI		RPI	RPI	
DIV. I ONLY		8- 25	.24242	288	0- 10		272	291	300	.38432	302	21	21
DIV. I NON-CONF.		7- 9	.4375	204	0- 0		306	331	284	.39255	287	24	24
TOTALS		RPI 1-25	RPI 26-50		W-L RECORDS		RPI 51-100		RPI 101-150		RPI 150+		
8- 25	0- 0	0- 0		OVERALL		0- 2		0- 5		8- 18			
5- 10	0- 0	0- 0		HOME		0- 1		0- 3		5- 6			
1- 10	0- 0	0- 0		AWAY		0- 1		0- 2		1- 7			
2- 5	0- 0	0- 0		NEUTRAL		0- 0		0- 0		2- 5			
7- 9	0- 0	0- 0		NON-CONFERENCE		0- 0		0- 1		7- 8			
4- 3	0- 0	0- 0		HOME		0- 0		0- 1		4- 2			
1- 2	0- 0	0- 0		AWAY		0- 0		0- 0		1- 2			
2- 4	0- 0	0- 0		NEUTRAL		0- 0		0- 0		2- 4			
1- 16	0- 0	0- 0		CONFERENCE		0- 2		0- 4		1- 10			
1- 7	0- 0	0- 0		HOME		0- 1		0- 2		1- 4			
0- 8	0- 0	0- 0		AWAY		0- 1		0- 2		0- 5			
0- 1	0- 0	0- 0		NEUTRAL		0- 0		0- 0		0- 1			
RPI S	Opponent	Score	RPI S	Opponent	Score	RPI S	Opponent	Score	RPI S	Opponent	Score		
						99 A ETSU		0 3	124 A Samford		0 3		
						99 H ETSU		0 3	124 H Samford		0 3		
									137 H Austin Peay		0 3		
									150 A Chattanooga		2 3		
									150 H Chattanooga		2 3		
									157 A UNCG		1 3		
									157 H UNCG		1 3		
									172 N Colgate		1 3		
									183 H Elon		0 3		
									194 A Mercer		1 3		
									194 H Mercer		1 3		
									207 A Wofford		1 3		
									207 H Wofford		1 3		
									217 A Furman		1 3		
									217 H Furman		3 2		
									217 N Furman		0 3		
									218 N Weber St.		0 3		
									227 A Ga. Southern		2 3		
									253 N Air Force		1 3		
									254 H Robert Morris		2 3		
									263 A Western Caro.		0 3		
									263 H Western Caro.		0 3		
									267 H Morehead St.		3 2		
									282 H Charleston So.		3 1		
									282 N Charleston So.		3 2		
									287 H Gardner-Webb		3 2		
									288 A Cal St. Fullerton		0 3		
LAST 10 GAMES													
			217 N Furman		0 3	150 H Chattanooga		2 3					
			263 H Western Caro.		0 3	124 H Samford		0 3					
			99 H ETSU		0 3	99 A ETSU		0 3					
			207 A Wofford		1 3	150 A Chattanooga		2 3					
			157 A UNCG		1 3	194 A Mercer		1 3					

Non-Div. I Games:

The Citadel

RPI	S	Opponent	Score	
291	N	Jacksonville St.	0	3
330	H	Savannah St.	3	0
330	N	Savannah St.	3	0
333	A	South Carolina St.	3	1

The Citadel

T
h
e
C
i
t
a
d
e
l

T
h
e
C
i
t
a
d
e
l

Average RPI Win: 304		WON-LOST	WINNING	LAST 10	STRENGTH OF		OPP. STRENGTH	TEAM	ADJ		CONF.	ADJ CONF.	
Average RPI Loss: 199		RECORD	PCT. RANK	GAMES	SCHEDULE		OF SCHEDULE	RPI	RPI	RPI	RPI		
DIV. I ONLY		6- 21	.22222	298	2- 8		261	297	303	.38192	303	27	27
DIV. I NON-CONF.		3- 8	.27273	274	0- 0		251	314	289	.3906	289	28	28

TOTALS		RPI 1-25		RPI 26-50		W-L RECORDS		RPI 51-100		RPI 101-150		RPI 150+	
6- 21		0- 0		0- 0		OVERALL		0- 2		0- 4		6- 15	
0- 9		0- 0		0- 0		HOME		0- 1		0- 1		0- 7	
3- 9		0- 0		0- 0		AWAY		0- 1		0- 2		3- 6	
3- 3		0- 0		0- 0		NEUTRAL		0- 0		0- 1		3- 2	
3- 8		0- 0		0- 0		NON-CONFERENCE		0- 0		0- 2		3- 6	
0- 1		0- 0		0- 0		HOME		0- 0		0- 0		0- 1	
0- 4		0- 0		0- 0		AWAY		0- 0		0- 1		0- 3	
3- 3		0- 0		0- 0		NEUTRAL		0- 0		0- 1		3- 2	
3- 13		0- 0		0- 0		CONFERENCE		0- 2		0- 2		3- 9	
0- 8		0- 0		0- 0		HOME		0- 1		0- 1		0- 6	
3- 5		0- 0		0- 0		AWAY		0- 1		0- 1		3- 3	
0- 0		0- 0		0- 0		NEUTRAL		0- 0		0- 0		0- 0	
RPI S	Opponent	Score	RPI S	Opponent	Score	RPI S	Opponent	Score	RPI S	Opponent	Score		
						88 A American	0	3	101 N Yale	0	3		
						88 H American	0	3	125 A UConn	0	3		
									146 A Army West Point	1	3		
									146 H Army West Point	0	3		
									155 A Howard	0	3		
									172 A Colgate	0	3		
									172 H Colgate	0	3		
									180 A Navy	0	3		
									180 H Navy	0	3		
									196 A UMBC	0	3		
									228 N Bryant	0	3		
									230 H George Washington	1	3		
									241 A Lehigh	0	3		
									241 H Lehigh	0	3		
									258 A Holy Cross	3	1		
									258 H Holy Cross	1	3		
									275 A George Mason	0	3		
									290 N Akron	3	1		
									308 N St. Francis Brooklyn	3	1		
									311 N Hampton	2	3		
									319 A Bucknell	3	1		
									319 H Bucknell	1	3		
									323 A Lafayette	3	2		
									323 H Lafayette	2	3		
									328 N Delaware St.	3	0		
LAST 10 GAMES													
						180 H Navy	0	3	146 H Army West Point	0	3		
						88 A American	0	3	323 A Lafayette	3	2		
						172 A Colgate	0	3	241 A Lehigh	0	3		
						319 A Bucknell	3	1	180 A Navy	0	3		
						258 H Holy Cross	1	3	88 H American	0	3		

Non-Div. I Games:

Loyola Maryland

N
J
I
T

NJIT

RPI	S	Opponent	Score	
331	A	Saint Peter's	3	0
331	H	Saint Peter's	3	1

NJIT

N
J
I
T

N
J
I
T

Average RPI Win: 322		WON-LOST	WINNING	LAST 10	STRENGTH OF		OPP. STRENGTH	TEAM	ADJ	CONF.	ADJ CONF.
Average RPI Loss: 225		RECORD	PCT. RANK	GAMES	SCHEDULE		OF SCHEDULE	RPI	RPI	RPI	RPI
DIV. I ONLY		13- 22	.37143	240	6- 4		315	328	302	.37811	305
DIV. I NON-CONF.		1- 14	.06667	319	0- 0		262	297	323	.33211	324
TOTALS		RPI 1-25	RPI 26-50		W-L RECORDS		RPI 51-100		RPI 101-150		RPI 150+
13- 22	0- 0	0- 0		OVERALL		0- 2		0- 1		13- 19	
7- 4	0- 0	0- 0		HOME		0- 0		0- 0		7- 4	
4- 9	0- 0	0- 0		AWAY		0- 0		0- 1		4- 8	
2- 9	0- 0	0- 0		NEUTRAL		0- 2		0- 0		2- 7	
1- 14	0- 0	0- 0		NON-CONFERENCE		0- 2		0- 1		1- 11	
0- 1	0- 0	0- 0		HOME		0- 0		0- 0		0- 1	
0- 5	0- 0	0- 0		AWAY		0- 0		0- 1		0- 4	
1- 8	0- 0	0- 0		NEUTRAL		0- 2		0- 0		1- 6	
12- 8	0- 0	0- 0		CONFERENCE		0- 0		0- 0		12- 8	
7- 3	0- 0	0- 0		HOME		0- 0		0- 0		7- 3	
4- 4	0- 0	0- 0		AWAY		0- 0		0- 0		4- 4	
1- 1	0- 0	0- 0		NEUTRAL		0- 0		0- 0		1- 1	
RPI S	Opponent	Score	RPI S	Opponent	Score	RPI S	Opponent	Score	RPI S	Opponent	Score
						73 N	Towson	0 3	137 A	Austin Peay	0 3
						91 N	Northern Ariz.	0 3	186 A	Alabama St.	1 3
									186 H	Alabama St.	0 3
									186 N	Alabama St.	0 3
									188 A	Tennessee St.	0 3
									188 H	Tennessee St.	0 3
									188 N	Tennessee St.	0 3
									209 N	UMES	0 3
									220 A	Texas Southern	1 3
									220 H	Texas Southern	1 3
									253 N	Air Force	1 3
									257 A	UNC Asheville	0 3
									262 A	UT Martin	0 3
									285 A	Louisiana	0 3
									295 A	Southern U.	2 3
									295 H	Southern U.	1 3
									296 N	Stetson	0 3
									306 A	Prairie View	1 3
									306 H	Prairie View	3 1
									306 N	Prairie View	3 1
									309 N	N.C. A&T	3 2
									314 A	Ark.-Pine Bluff	3 1
									314 H	Ark.-Pine Bluff	3 0
									316 N	Nicholls St.	0 3
									322 N	N.C. Central	1 3
									325 A	Grambling	3 2
									325 H	Grambling	3 0
			LAST 10 GAMES								
			186 N	Alabama St.	0 3	186 H	Alabama St.	0 3			
			306 N	Prairie View	3 1	306 H	Prairie View	3 1			
			295 H	Southern U.	1 3	220 H	Texas Southern	1 3			
			332 H	Alcorn	3 0	334 A	Mississippi Val.	3 1			
			332 H	Alcorn	3 1	326 A	Jackson St.	3 1			

Non-Div. I Games:

Alabama A&M

RPI	S	Opponent	Score	
326	A	Jackson St.	3	1
326	H	Jackson St.	3	1
332	H	Alcorn	3	1
332	H	Alcorn	3	0
334	A	Mississippi Val.	3	1
334	H	Mississippi Val.	3	0

Alabama A&M

A
l
a
b
a
m
a
A
&
M

A
l
a
b
a
m
a
A
&
M

Non-Div. I Games:	St. Thomas (TX)	3	0
--------------------------	------------------------	----------	----------

Loss, Non-Conf, S Site, H Home, A Away, N Neutral Page 334

Average RPI Win: 251		WON-LOST	WINNING	LAST 10	STRENGTH OF		OPP. STRENGTH	TEAM	ADJ		CONF.	ADJ CONF.
Average RPI Loss: 180		RECORD	PCT. RANK	GAMES	SCHEDULE		OF SCHEDULE	RPI	RPI		RPI	RPI
DIV. I ONLY		4- 25	.13793 320	2- 8	257		215	311	.37512 307		15	15
DIV. I NON-CONF.		1- 12	.07692 316	0- 0	299		257	326	.32338 326		15	15
TOTALS		RPI 1-25	RPI 26-50	W-L RECORDS	RPI 51-100		RPI 101-150		RPI 150+			
4- 25	0- 0		0- 2	OVERALL	0- 1		1- 6		3- 16			
1- 7	0- 0		0- 1	HOME	0- 0		0- 2		1- 4			
3- 11	0- 0		0- 1	AWAY	0- 1		1- 2		2- 7			
0- 7	0- 0		0- 0	NEUTRAL	0- 0		0- 2		0- 5			
1- 12	0- 0		0- 0	NON-CONFERENCE	0- 0		0- 2		1- 10			
0- 0	0- 0		0- 0	HOME	0- 0		0- 0		0- 0			
1- 5	0- 0		0- 0	AWAY	0- 0		0- 0		1- 5			
0- 7	0- 0		0- 0	NEUTRAL	0- 0		0- 2		0- 5			
3- 13	0- 0		0- 2	CONFERENCE	0- 1		1- 4		2- 6			
1- 7	0- 0		0- 1	HOME	0- 0		0- 2		1- 4			
2- 6	0- 0		0- 1	AWAY	0- 1		1- 2		1- 2			
0- 0	0- 0		0- 0	NEUTRAL	0- 0		0- 0		0- 0			
RPI S	Opponent	Score	RPI S	Opponent	Score	RPI S	Opponent	Score	RPI S	Opponent	Score	
			42 A Miami (OH)	0	3	51 A Northern Ill.	0	3	112 N South Carolina	0	3	
			42 H Miami (OH)	0	3				119 N Oakland	0	3	
									120 A Bowling Green	0	3	
									120 H Bowling Green	0	3	
									134 A Ohio	0	3	
									134 H Ohio	1	3	
									145 A Toledo	3	2	
									159 N Northwestern	0	3	
									176 A Duquesne	0	3	
									191 A Western Mich.	1	3	
									200 A Kent St.	0	3	
									200 H Kent St.	1	3	
									201 N Cornell	1	3	
									210 H Ball St.	0	3	
									219 H Central Mich.	2	3	
									227 A Ga. Southern	2	3	
									230 N George Washington	2	3	
									234 N Wake Forest	0	3	
									238 A Virginia	0	3	
									251 H Eastern Mich.	3	2	
									254 A Robert Morris	0	3	
									274 A Niagara	1	3	
									290 A Akron	3	2	
									290 H Akron	2	3	
									319 A Bucknell	3	2	
									321 N Saint Francis (PA)	2	3	
LAST 10 GAMES			42 A Miami (OH)	0	3	134 H Ohio	1	3	290 A Akron	3	2	
			120 A Bowling Green	0	3	251 H Eastern Mich.	3	2	290 H Akron	2	3	
			145 A Toledo	3	2	219 H Central Mich.	2	3	319 A Bucknell	3	2	
			290 H Akron	2	3	191 A Western Mich.	1	3	321 N Saint Francis (PA)	2	3	
			200 H Kent St.	1	3	51 A Northern Ill.	0	3				

Non-Div. I Games:

Buffalo

Average RPI Win:	310	WON-LOST	WINNING	LAST 10	STRENGTH OF	OPP. STRENGTH	TEAM	ADJ	CONF.	ADJ CONF.	
Average RPI Loss:	226	RECORD	PCT. RANK	GAMES	SCHEDULE	OF SCHEDULE	RPI	RPI	RPI	RPI	
DIV. I ONLY	9- 21	.3	265	3- 7	300	320	307	.3744	308	29	29
DIV. I NON-CONF.	5- 11	.3125	252	0- 0	281	330	297	.37323	304	29	29
<hr/>											
TOTALS	RPI 1-25	RPI 26-50		W-L RECORDS		RPI 51-100		RPI 101-150		RPI 150+	
9- 21	0- 0	0- 0		OVERALL		0- 0		0- 3		9- 18	
4- 6	0- 0	0- 0		HOME		0- 0		0- 0		4- 6	
4- 9	0- 0	0- 0		AWAY		0- 0		0- 0		4- 4	
1- 6	0- 0	0- 0		NEUTRAL		0- 0		0- 1		1- 5	
<hr/>											
5- 11	0- 0	0- 0		NON-CONFERENCE		0- 0		0- 3		5- 8	
2- 1	0- 0	0- 0		HOME		0- 0		0- 0		2- 1	
2- 4	0- 0	0- 0		AWAY		0- 0		0- 2		2- 2	
1- 6	0- 0	0- 0		NEUTRAL		0- 0		0- 1		1- 5	
<hr/>											
4- 10	0- 0	0- 0		CONFERENCE		0- 0		0- 0		4- 10	
2- 5	0- 0	0- 0		HOME		0- 0		0- 0		2- 5	
2- 5	0- 0	0- 0		AWAY		0- 0		0- 0		2- 5	
0- 0	0- 0	0- 0		NEUTRAL		0- 0		0- 0		0- 0	
<hr/>											
RPI S	Opponent	Score	RPI S	Opponent	Score	RPI S	Opponent	Score	RPI S	Opponent	Score
							101 N Yale	0 3			
							117 A Radford	0 3			
							125 A UConn	0 3			
							161 A Sacred Heart	0 3			
							161 H Sacred Heart	1 3			
							193 A LIU Brooklyn	1 3			
							193 H LIU Brooklyn	1 3			
							196 N UMBC	2 3			
							228 A Bryant	0 3			
							228 H Bryant	0 3			
							237 A Central Conn. St.	0 3			
							237 H Central Conn. St.	61 79			
							252 H Quinnipiac	3 2			
							254 A Robert Morris	1 3			
							254 H Robert Morris	1 3			
							269 A Rider	1 3			
							270 N Siena	2 3			
							273 H Fordham	3 2			
							299 N Manhattan	1 3			
							303 N Loyola Maryland	1 3			
							304 H NJIT	0 3			
							304 N NJIT	2 3			
							315 A Iona	0 3			
							320 N Norfolk St.	3 0			
							321 A Saint Francis (PA)	3 0			
							321 H Saint Francis (PA)	3 2			
							323 A Lafayette	3 1			
			LAST 10 GAMES								
			321 H Saint Francis (PA)	3 2		327 A Fairleigh Dickinson	3 1		315 A Iona	0 3	
			254 H Robert Morris	1 3		161 A Sacred Heart	0 3		320 N Norfolk St.	3 0	
			228 A Bryant	0 3		228 H Bryant	0 3		321 A Saint Francis (PA)	3 0	
			237 A Central Conn. St.	0 3		237 H Central Conn. St.	61 79		321 H Saint Francis (PA)	3 2	
			193 A LIU Brooklyn	1 3		321 A Saint Francis (PA)	3 0		323 A Lafayette	3 1	

Non-Div. I Games:

St. Francis Brooklyn

RPI	S	Opponent	Score	
327	A	Fairleigh Dickinson	3	1
327	H	Fairleigh Dickinson	3	2
328	A	Delaware St.	3	1

St. Francis Brooklyn

S
t
.
F
r
a
n
c
i
s
B
r
o
o
k
l
y
n

S
t
.
F
r
a
n
c
i
s
B
r
o
o
k
l
y
n

Average RPI Win: 320		WON-LOST RECORD		WINNING PCT. RANK		LAST 10 GAMES		STRENGTH OF SCHEDULE		OPP. STRENGTH OF SCHEDULE		TEAM RPI		ADJ RPI		CONF. RPI		ADJ CONF. RPI	
Average RPI Loss: 224																			
DIV. I ONLY		9- 15		.375 234		4- 6		324		329		309		.37414 309		31		31	
DIV. I NON-CONF.		1- 9		.1 309		0- 0		121		318		287		.39221 288		30		30	
TOTALS		RPI 1-25		RPI 26-50		W-L RECORDS		RPI 51-100		RPI 101-150		RPI 150+							
9- 15		0- 0		0- 0		OVERALL		0- 0		0- 1		9- 14							
5- 5		0- 0		0- 0		HOME		0- 0		0- 1		5- 4							
3- 8		0- 0		0- 0		AWAY		0- 0		0- 0		3- 7							
1- 2		0- 0		0- 0		NEUTRAL		0- 0		0- 0		1- 2							
1- 9		0- 0		0- 0		NON-CONFERENCE		0- 0		0- 1		1- 8							
0- 3		0- 0		0- 0		HOME		0- 0		0- 1		0- 2							
0- 4		0- 0		0- 0		AWAY		0- 0		0- 0		0- 4							
1- 2		0- 0		0- 0		NEUTRAL		0- 0		0- 0		1- 2							
8- 6		0- 0		0- 0		CONFERENCE		0- 0		0- 0		8- 6							
5- 2		0- 0		0- 0		HOME		0- 0		0- 0		5- 2							
3- 4		0- 0		0- 0		AWAY		0- 0		0- 0		3- 4							
0- 0		0- 0		0- 0		NEUTRAL		0- 0		0- 0		0- 0							
RPI	S	Opponent	Score	RPI	S	Opponent	Score	RPI	S	Opponent	Score	RPI	S	Opponent	Score				
												117	H	Radford	2	3			
												157	A	UNCG	0	3			
												177	A	Campbell	0	3			
												183	H	Elon	0	3			
												186	A	Alabama St.	2	3			
												192	H	East Carolina	0	3			
												205	A	Florida A&M	1	3			
												205	H	Florida A&M	0	3			
												209	A	UMES	0	3			
												220	N	Texas Southern	0	3			
												279	A	Bethune-Cookman	1	3			
												279	H	Bethune-Cookman	3	1			
												287	A	Gardner-Webb	0	3			
												305	N	Alabama A&M	2	3			
												311	H	Hampton	3	0			
												320	A	Norfolk St.	2	3			
												320	H	Norfolk St.	3	0			
												322	A	N.C. Central	3	2			
												322	H	N.C. Central	2	3			
												326	N	Jackson St.	3	0			
												330	A	Savannah St.	3	0			
												330	H	Savannah St.	3	1			
												333	A	South Carolina St.	3	0			
												333	H	South Carolina St.	3	1			
LAST 10 GAMES																			
												209	A	UMES	0	3			
												322	H	N.C. Central	2	3			
												205	A	Florida A&M	1	3			
												279	A	Bethune-Cookman	1	3			
												333	H	South Carolina St.	3	1			
												279	H	Bethune-Cookman	3	1			

Non-Div. I Games:

N.C. A&T

Average RPI Win: 294		WON-LOST	WINNING	LAST 10	STRENGTH OF		OPP. STRENGTH	TEAM	ADJ		CONF.	ADJ CONF.
Average RPI Loss: 190		RECORD	PCT. RANK	GAMES	SCHEDULE		OF SCHEDULE	RPI	RPI		RPI	RPI
DIV. I ONLY		5- 26	.16129	314	1- 9		258	264	310		26	26
DIV. I NON-CONF.		3- 12	.2	289	0- 0		270	266	308		26	26
TOTALS		RPI 1-25	RPI 26-50		W-L RECORDS		RPI 51-100		RPI 101-150		RPI 150+	
5- 26		0- 0	0- 0		OVERALL		0- 5		0- 4		5- 17	
0- 12		0- 0	0- 0		HOME		0- 2		0- 3		0- 7	
3- 10		0- 0	0- 0		AWAY		0- 3		0- 1		3- 6	
2- 4		0- 0	0- 0		NEUTRAL		0- 0		0- 0		2- 4	
3- 12		0- 0	0- 0		NON-CONFERENCE		0- 1		0- 2		3- 9	
0- 4		0- 0	0- 0		HOME		0- 0		0- 2		0- 2	
1- 4		0- 0	0- 0		AWAY		0- 1		0- 0		1- 3	
2- 4		0- 0	0- 0		NEUTRAL		0- 0		0- 0		2- 4	
2- 14		0- 0	0- 0		CONFERENCE		0- 4		0- 2		2- 8	
0- 8		0- 0	0- 0		HOME		0- 2		0- 1		0- 5	
2- 6		0- 0	0- 0		AWAY		0- 2		0- 1		2- 3	
0- 0		0- 0	0- 0		NEUTRAL		0- 0		0- 0		0- 0	
RPI S	Opponent	Score	RPI S	Opponent	Score	RPI S	Opponent	Score	RPI S	Opponent	Score	
						74 A	Green Bay	0 3	120 H	Bowling Green	2 3	
						93 A	Murray St.	1 3	121 H	Butler	2 3	
						93 H	Murray St.	0 3	137 A	Austin Peay	0 3	
						100 A	SIUE	0 3	137 H	Austin Peay	0 3	
						100 H	SIUE	0 3	165 A	Mississippi St.	0 3	
									169 N	SFA	1 3	
									171 A	Memphis	0 3	
									178 H	Belmont	1 3	
									185 H	Drake	1 3	
									188 A	Tennessee St.	0 3	
									231 A	Indiana St.	1 3	
									233 N	FIU	0 3	
									240 H	Eastern Ky.	2 3	
									255 H	Louisiana Tech	2 3	
									255 N	Louisiana Tech	1 3	
									262 A	UT Martin	3 1	
									262 H	UT Martin	2 3	
									267 H	Morehead St.	2 3	
									272 N	Troy	3 0	
									289 A	Tennessee Tech	2 3	
									291 A	Jacksonville St.	3 2	
									293 A	Southeast Mo. St.	0 3	
									293 H	Southeast Mo. St.	0 3	
									297 N	South Dakota St.	0 3	
									318 A	Western Ill.	3 1	
									326 N	Jackson St.	3 0	
LAST 10 GAMES												
						137 A	Austin Peay	0 3	100 H	SIUE	0 3	
						93 A	Murray St.	1 3	289 A	Tennessee Tech	2 3	
						293 H	Southeast Mo. St.	0 3	291 A	Jacksonville St.	3 2	
						262 H	UT Martin	2 3	267 H	Morehead St.	2 3	
						188 A	Tennessee St.	0 3	240 H	Eastern Ky.	2 3	

Non-Div. I Games:

Eastern Ill.

Average RPI Win: 322		WON-LOST	WINNING	LAST 10	STRENGTH OF		OPP. STRENGTH	TEAM	ADJ	CONF.	ADJ CONF.
Average RPI Loss: 200		RECORD	PCT. RANK	GAMES	SCHEDULE		OF SCHEDULE	RPI	RPI	RPI	RPI
DIV. I ONLY		6- 17	.26087 280	4- 6	293		310	308	.37328 311	31	31
DIV. I NON-CONF.		1- 9	.1 309	0- 0	96		247	265	.41711 265	30	30
TOTALS		RPI 1-25	RPI 26-50	W-L RECORDS	RPI 51-100		RPI 101-150		RPI 150+		
6- 17	0- 0		0- 1	OVERALL	0- 2		0- 1		6- 13		
3- 3	0- 0		0- 0	HOME	0- 0		0- 0		3- 3		
2- 9	0- 0		0- 1	AWAY	0- 0		0- 0		2- 8		
1- 5	0- 0		0- 0	NEUTRAL	0- 2		0- 1		1- 2		
1- 9	0- 0		0- 1	NON-CONFERENCE	0- 2		0- 1		1- 5		
0- 0	0- 0		0- 0	HOME	0- 0		0- 0		0- 0		
0- 4	0- 0		0- 1	AWAY	0- 0		0- 0		0- 3		
1- 5	0- 0		0- 0	NEUTRAL	0- 2		0- 1		1- 2		
5- 8	0- 0		0- 0	CONFERENCE	0- 0		0- 0		5- 8		
3- 3	0- 0		0- 0	HOME	0- 0		0- 0		3- 3		
2- 5	0- 0		0- 0	AWAY	0- 0		0- 0		2- 5		
0- 0	0- 0		0- 0	NEUTRAL	0- 0		0- 0		0- 0		
RPI S	Opponent	Score	RPI S	Opponent	Score	RPI S	Opponent	Score	RPI S	Opponent	Score
			47 A	Temple	0 3	91 N	Northern Ariz.	0 3	117 N	Radford	0 3
						99 N	ETSU	0 3	155 A	Howard	0 3
									155 H	Howard	0 3
									157 A	UNCG	0 3
									170 A	Liberty	0 3
									209 A	UMES	0 3
									209 H	UMES	1 3
									222 N	USC Upstate	0 3
									228 N	Bryant	0 3
									275 A	George Mason	0 3
									303 N	Loyola Maryland	3 2
									309 A	N.C. A&T	0 3
									313 A	Morgan St.	1 3
									313 H	Morgan St.	3 1
									320 A	Norfolk St.	1 3
									320 H	Norfolk St.	2 3
									328 A	Delaware St.	3 0
									328 H	Delaware St.	3 0
									329 A	Coppin St.	3 2
									329 H	Coppin St.	3 0
			LAST 10 GAMES								
			320 A	Norfolk St.	1 3	209 A	UMES	0 3			
			328 A	Delaware St.	3 0	320 H	Norfolk St.	2 3			
			155 A	Howard	0 3	155 H	Howard	0 3			
			329 H	Coppin St.	3 0	209 H	UMES	1 3			
			313 H	Morgan St.	3 1	328 H	Delaware St.	3 0			

Non-Div. I Games:

Hampton

Average RPI Win: 316		WON-LOST	WINNING	LAST 10	STRENGTH OF		OPP. STRENGTH	TEAM	ADJ	CONF.	ADJ CONF.
Average RPI Loss: 158		RECORD	PCT. RANK	GAMES	SCHEDULE		OF SCHEDULE	RPI	RPI	RPI	RPI
DIV. I ONLY		3- 26	.10345	326	0- 10		243	201	314	.37161	312
DIV. I NON-CONF.		2- 13	.13333	304	0- 1		249	220	309	.36687	309
TOTALS		RPI 1-25	RPI 26-50		W-L RECORDS		RPI 51-100		RPI 101-150		RPI 150+
3- 26	0- 1	0- 1		OVERALL		0- 3		0- 5		3- 16	
1- 8	0- 0	0- 0		HOME		0- 1		0- 2		1- 5	
0- 12	0- 1	0- 0		AWAY		0- 2		0- 2		0- 7	
2- 6	0- 0	0- 1		NEUTRAL		0- 0		0- 1		2- 4	
2- 13	0- 1	0- 1		NON-CONFERENCE		0- 1		0- 1		2- 9	
0- 2	0- 0	0- 0		HOME		0- 0		0- 0		0- 2	
0- 5	0- 1	0- 0		AWAY		0- 1		0- 0		0- 3	
2- 6	0- 0	0- 1		NEUTRAL		0- 0		0- 1		2- 4	
1- 13	0- 0	0- 0		CONFERENCE		0- 2		0- 4		1- 7	
1- 6	0- 0	0- 0		HOME		0- 1		0- 2		1- 3	
0- 7	0- 0	0- 0		AWAY		0- 1		0- 2		0- 4	
0- 0	0- 0	0- 0		NEUTRAL		0- 0		0- 0		0- 0	
RPI S	Opponent	Score		RPI S	Opponent	Score		RPI S	Opponent	Score	
10 A	Kansas	0 3		48 N	Colorado St.	0 3		78 A	Colorado	0 3	
								79 A	New Mexico St.	0 3	
								79 H	New Mexico St.	2 3	
								122 A	UTRGV	0 3	
								122 H	UTRGV	0 3	
								127 A	Utah Valley	0 3	
								127 H	Utah Valley	1 3	
								141 N	Maryland	0 3	
								154 N	Arkansas	1 3	
								160 A	CSU Bakersfield	0 3	
								160 H	CSU Bakersfield	1 3	
								171 A	Memphis	0 3	
								173 A	UMKC	0 3	
								173 H	UMKC	0 3	
								178 N	Belmont	0 3	
								181 H	Ill.-Chicago	0 3	
								182 A	Seattle U	0 3	
								182 H	Seattle U	2 3	
								184 H	Valparaiso	0 3	
								186 A	Alabama St.	1 3	
								211 N	Central Ark.	1 3	
								272 N	Troy	1 3	
								294 A	Grand Canyon	1 3	
								294 H	Grand Canyon	3 2	
								318 A	Western Ill.	1 3	
								324 N	New Orleans	3 1	
								330 N	Savannah St.	3 0	
LAST 10 GAMES											
				122 H	UTRGV	0 3		182 H	Seattle U	2 3	
				79 H	New Mexico St.	2 3		173 A	UMKC	0 3	
				294 A	Grand Canyon	1 3		184 H	Valparaiso	0 3	
				160 A	CSU Bakersfield	0 3		79 A	New Mexico St.	0 3	
				127 H	Utah Valley	1 3		122 A	UTRGV	0 3	

Non-Div. I Games:

Chicago St.

Average RPI Win: 323		WON-LOST RECORD		WINNING PCT. RANK		LAST 10 GAMES		STRENGTH OF SCHEDULE		OPP. STRENGTH OF SCHEDULE		TEAM RPI		ADJ RPI		CONF. RPI		ADJ CONF. RPI	
Average RPI Loss: 229																			
DIV. I ONLY		9- 17		.34615 247		5- 5		322		327		312		.36785 314		32		32	
DIV. I NON-CONF.		0- 7		0 322		0- 0		219		172		317		.35197 317		32		32	
TOTALS		RPI 1-25		RPI 26-50		W-L RECORDS		RPI 51-100		RPI 101-150		RPI 150+							
9- 17		0- 0		0- 0		OVERALL		0- 0		0- 3		9- 14							
5- 3		0- 0		0- 0		HOME		0- 0		0- 0		5- 3							
4- 8		0- 0		0- 0		AWAY		0- 0		0- 0		4- 8							
0- 6		0- 0		0- 0		NEUTRAL		0- 0		0- 3		0- 3							
0- 7		0- 0		0- 0		NON-CONFERENCE		0- 0		0- 3		0- 4							
0- 0		0- 0		0- 0		HOME		0- 0		0- 0		0- 0							
0- 3		0- 0		0- 0		AWAY		0- 0		0- 0		0- 3							
0- 4		0- 0		0- 0		NEUTRAL		0- 0		0- 3		0- 1							
9- 10		0- 0		0- 0		CONFERENCE		0- 0		0- 0		9- 10							
5- 3		0- 0		0- 0		HOME		0- 0		0- 0		5- 3							
4- 5		0- 0		0- 0		AWAY		0- 0		0- 0		4- 5							
0- 2		0- 0		0- 0		NEUTRAL		0- 0		0- 0		0- 2							
RPI S	Opponent	Score		RPI S	Opponent	Score		RPI S	Opponent	Score		RPI S	Opponent	Score					
		</																	

Non-Div. I Games:

Ark.-Pine Bluff

I
o
n
a

Iona

RPI	S	Opponent	Score	
317	H	Canisius	3	0
321	A	Saint Francis (PA)	0	3
331	A	Saint Peter's	3	1
331	H	Saint Peter's	3	0

Iona

I
o
n
a

I
o
n
a

Average RPI Win:	308	WON-LOST RECORD	WINNING PCT. RANK	LAST 10 GAMES	STRENGTH OF SCHEDULE	OPP. STRENGTH OF SCHEDULE	TEAM RPI	ADJ RPI	CONF. RPI	ADJ CONF. RPI		
DIV. I ONLY		8- 24	.25	285	3- 7	319	290	320	.36236	316	28	28
DIV. I NON-CONF.		5- 11	.3125	252	0- 0	284	300	294	.38575	294	25	25

TOTALS	RPI 1-25	RPI 26-50		W-L RECORDS		RPI 51-100		RPI 101-150		RPI 150+		
8- 24	0- 0	0- 0		OVERALL		0- 1		0- 3		8- 20		
3- 6	0- 0	0- 0		HOME		0- 0		0- 0		3- 6		
4- 10	0- 0	0- 0		AWAY		0- 1		0- 2		4- 7		
1- 8	0- 0	0- 0		NEUTRAL		0- 0		0- 1		1- 7		
5- 11	0- 0	0- 0		NON-CONFERENCE		0- 0		0- 2		5- 9		
1- 0	0- 0	0- 0		HOME		0- 0		0- 0		1- 0		
3- 3	0- 0	0- 0		AWAY		0- 0		0- 1		3- 2		
1- 8	0- 0	0- 0		NEUTRAL		0- 0		0- 1		1- 7		
3- 13	0- 0	0- 0		CONFERENCE		0- 1		0- 1		3- 11		
2- 6	0- 0	0- 0		HOME		0- 0		0- 0		2- 6		
1- 7	0- 0	0- 0		AWAY		0- 1		0- 1		1- 5		
0- 0	0- 0	0- 0		NEUTRAL		0- 0		0- 0		0- 0		
RPI	S	Opponent	Score	RPI	S	Opponent	Score	RPI	S	Opponent	Score	
						60 A A&M-Corpus Christi	0 3	115 N Kennesaw St.		0 3		
								124 A Samford		2 3		
								136 A Sam Houston St.		0 3		
								158 A North Florida		0 3		
								169 A SFA		1 3		
								194 N Mercer		0 3		
								198 N South Ala.		0 3		
								206 H Houston Baptist		2 3		
								211 H Central Ark.		1 3		
								231 N Indiana St.		0 3		
								233 N FIU		1 3		
								243 A Abilene Christian		0 3		
								243 H Abilene Christian		0 3		
								246 A Incarnate Word		1 3		
								247 H Northwestern St.		1 3		
								253 N Air Force		1 3		
								256 N Evansville		1 3		
								268 H Lamar University		0 3		
								284 A McNeese		1 3		
								284 H McNeese		2 3		
								285 A Louisiana		3 1		
								286 N La.-Monroe		1 3		
								291 A Jacksonville St.		0 3		
								295 A Southern U.		3 0		
								295 H Southern U.		3 0		
								300 A Southeastern La.		1 3		
								300 H Southeastern La.		3 2		
LAST 10 GAMES												
243 A Abilene Christian	0	3		300 H Southeastern La.	3	2		291 A Jacksonville St.	0	3		
284 H McNeese	2	3		206 H Houston Baptist	2	3		295 A Southern U.	3	0		
60 A A&M-Corpus Christi	0	3		268 H Lamar University	0	3		295 H Southern U.	3	0		
246 A Incarnate Word	1	3		324 A New Orleans	3	2		300 A Southeastern La.	1	3		
324 H New Orleans	3	1		284 A McNeese	1	3		300 H Southeastern La.	3	2		

Non-Div. I Games:

Nicholls St.

RPI	S	Opponent	Score	
305	N	Alabama A&M	3	0
324	A	New Orleans	3	2
324	H	New Orleans	3	1
334	A	Mississippi Val.	3	0

Nicholls St.

N
i
c
h
o
l
l
s
s
t
.

N
i
c
h
o
l
l
s
s
t
.

C
a
n
i
s
i
u
s

Canisius

Average RPI Win: 264		WON-LOST	WINNING	LAST 10	STRENGTH OF		OPP. STRENGTH	TEAM	ADJ	CONF.	ADJ CONF.
Average RPI Loss: 185		RECORD	PCT. RANK	GAMES	SCHEDULE		OF SCHEDULE	RPI	RPI	RPI	RPI
DIV. I ONLY		4- 28	.125	324	0- 10		274	236	319	.35979	318
DIV. I NON-CONF.		3- 13	.1875	296	0- 0		246	209	296	.38127	296
TOTALS		RPI 1-25	RPI 26-50		W-L RECORDS		RPI 51-100		RPI 101-150		RPI 150+
4- 28	0- 0	0- 1		OVERALL		0- 5		0- 5		4- 17	
3- 12	0- 0	0- 0		HOME		0- 2		0- 1		3- 9	
1- 10	0- 0	0- 1		AWAY		0- 2		0- 2		1- 5	
0- 6	0- 0	0- 0		NEUTRAL		0- 1		0- 2		0- 3	
3- 13	0- 0	0- 1		NON-CONFERENCE		0- 3		0- 3		3- 6	
3- 4	0- 0	0- 0		HOME		0- 1		0- 0		3- 3	
0- 3	0- 0	0- 1		AWAY		0- 1		0- 1		0- 0	
0- 6	0- 0	0- 0		NEUTRAL		0- 1		0- 2		0- 3	
1- 15	0- 0	0- 0		CONFERENCE		0- 2		0- 2		1- 11	
0- 8	0- 0	0- 0		HOME		0- 1		0- 1		0- 6	
1- 7	0- 0	0- 0		AWAY		0- 1		0- 1		1- 5	
0- 0	0- 0	0- 0		NEUTRAL		0- 0		0- 0		0- 0	
RPI S	Opponent	Score	RPI S	Opponent	Score	RPI S	Opponent	Score	RPI S	Opponent	Score
			46 A	Missouri St.	0 3	70 A	Iowa	1 3	108 A	Denver	0 3
						74 N	Green Bay	0 3	108 H	Denver	0 3
						81 H	Saint Louis	1 3	119 N	Oakland	2 3
						96 A	South Dakota	0 3	121 N	Butler	0 3
						96 H	South Dakota	0 3	148 A	Milwaukee	0 3
									184 H	Valparaiso	0 3
									185 H	Drake	3 2
									190 A	IUPUI	0 3
									190 H	IUPUI	0 3
									203 A	North Dakota St.	0 3
									203 H	North Dakota St.	1 3
									218 H	Weber St.	1 3
									221 A	Oral Roberts	0 3
									221 H	Oral Roberts	0 3
									232 A	Fort Wayne	0 3
									232 H	Fort Wayne	0 3
									266 A	Omaha	3 1
									266 H	Omaha	2 3
									271 N	Bradley	0 3
									284 N	McNeese	2 3
									290 N	Akron	2 3
									293 H	Southeast Mo. St.	3 0
									297 A	South Dakota St.	2 3
									297 H	South Dakota St.	2 3
									310 H	Eastern Ill.	1 3
									312 H	Chicago St.	3 1
LAST 10 GAMES			266 H	Omaha	2 3	203 A	North Dakota St.	0 3	297 A	South Dakota St.	2 3
			190 H	IUPUI	0 3	108 H	Denver	0 3	297 H	South Dakota St.	2 3
			297 A	South Dakota St.	2 3	232 A	Fort Wayne	0 3	310 H	Eastern Ill.	1 3
			221 H	Oral Roberts	0 3	297 H	South Dakota St.	2 3	312 H	Chicago St.	3 1
			96 A	South Dakota	0 3	108 A	Denver	0 3			

Non-Div. I Games:

Western Ill.

Average RPI Win:	305	WON-LOST RECORD	WINNING PCT. RANK	LAST 10 GAMES	STRENGTH OF SCHEDULE	OPP. STRENGTH OF SCHEDULE	TEAM RPI	ADJ RPI	CONF. RPI	ADJ CONF. RPI							
Average RPI Loss:	207																
DIV. I ONLY		5- 23	.17857 310	1- 9	286	294	317	.35826 319	27	27							
DIV. I NON-CONF.		2- 10	.16667 297	0- 0	302	310	324	.33267 323	28	28							
<hr/>																	
TOTALS	RPI 1-25	RPI 26-50		W-L RECORDS	RPI 51-100		RPI 101-150		RPI 150+								
5- 23	0- 0	0- 0		OVERALL	0- 2		0- 3		5- 18								
3- 11	0- 0	0- 0		HOME	0- 1		0- 2		3- 8								
1- 10	0- 0	0- 0		AWAY	0- 1		0- 1		1- 8								
1- 2	0- 0	0- 0		NEUTRAL	0- 0		0- 0		1- 2								
<hr/>																	
2- 10	0- 0	0- 0		NON-CONFERENCE	0- 0		0- 1		2- 9								
1- 5	0- 0	0- 0		HOME	0- 0		0- 1		1- 4								
0- 3	0- 0	0- 0		AWAY	0- 0		0- 0		0- 3								
1- 2	0- 0	0- 0		NEUTRAL	0- 0		0- 0		1- 2								
<hr/>																	
3- 13	0- 0	0- 0		CONFERENCE	0- 2		0- 2		3- 9								
2- 6	0- 0	0- 0		HOME	0- 1		0- 1		2- 4								
1- 7	0- 0	0- 0		AWAY	0- 1		0- 1		1- 5								
0- 0	0- 0	0- 0		NEUTRAL	0- 0		0- 0		0- 0								
<hr/>																	
RPI S	Opponent	Score	RPI S	Opponent	Score	RPI S	Opponent	Score	RPI S	Opponent	Score						
						88 A American	0	3	119 H Oakland	0	3						
						88 H American	0	3	146 A Army West Point	0	3						
						146 H Army West Point	0	3	155 N Howard	0	3						
						172 A Colgate	1	3	172 H Colgate	2	3						
						176 A Duquesne	0	3	180 A Navy	0	3						
						180 H Navy	1	3	192 H East Carolina	1	3						
						201 H Cornell	0	3	215 A Penn	1	3						
						241 A Lehigh	1	3	241 H Lehigh	3	1						
						254 A Robert Morris	2	3	258 A Holy Cross	0	3						
						258 H Holy Cross	0	3	275 N George Mason	2	3						
						303 A Loyola Maryland	3	1	303 H Loyola Maryland	1	3						
						307 H Buffalo	2	3	317 H Canisius	2	3						
						323 A Lafayette	1	3	323 H Lafayette	3	0						
						327 H Fairleigh Dickinson	3	0	329 N Coppin St.	3	1						
						LAST 10 GAMES											
						146 A Army West Point	0	3	241 H Lehigh	3	1	323 A Lafayette	1	3			
						258 A Holy Cross	0	3	88 H American	0	3	323 H Lafayette	3	0			
						303 H Loyola Maryland	1	3	180 H Navy	1	3	327 H Fairleigh Dickinson	3	0			
						172 A Colgate	1	3	258 H Holy Cross	0	3	329 N Coppin St.	3	1			
						323 A Lafayette	1	3	172 H Colgate	2	3						

Non-Div. I Games:

Bucknell

Average RPI Win: 321		WON-LOST RECORD		WINNING PCT. RANK		LAST 10 GAMES		STRENGTH OF SCHEDULE		OPP. STRENGTH OF SCHEDULE		TEAM RPI		ADJ RPI		CONF. RPI		ADJ CONF. RPI		
DIV. I ONLY		7- 20		.25926 282		3- 7		308		322		315		.35805 320		31		31		
DIV. I NON-CONF.		0- 10		0 322		0- 1		119		302		306		.37047 306		30		30		
TOTALS		RPI 1-25		RPI 26-50		W-L RECORDS		RPI 51-100		RPI 101-150		RPI 150+								
7- 20		0- 0		0- 0		OVERALL		0- 1		0- 2		7- 17								
3- 4		0- 0		0- 0		HOME		0- 0		0- 0		3- 4								
3- 8		0- 0		0- 0		AWAY		0- 0		0- 2		3- 6								
1- 8		0- 0		0- 0		NEUTRAL		0- 1		0- 0		1- 7								
0- 10		0- 0		0- 0		NON-CONFERENCE		0- 1		0- 2		0- 7								
0- 0		0- 0		0- 0		HOME		0- 0		0- 0		0- 0								
0- 3		0- 0		0- 0		AWAY		0- 0		0- 2		0- 1								
0- 7		0- 0		0- 0		NEUTRAL		0- 1		0- 0		0- 6								
7- 10		0- 0		0- 0		CONFERENCE		0- 0		0- 0		7- 10								
3- 4		0- 0		0- 0		HOME		0- 0		0- 0		3- 4								
3- 5		0- 0		0- 0		AWAY		0- 0		0- 0		3- 5								
1- 1		0- 0		0- 0		NEUTRAL		0- 0		0- 0		1- 1								
RPI	S	Opponent	Score	RPI	S	Opponent	Score	RPI	S	Opponent	Score	RPI	S	Opponent	Score					
								88	N	American	0 3	117	A	Radford	0 3					
												147	A	VCU	0 3					
												155	A	Howard	0 3					
												155	H	Howard	0 3					
												180	N	Navy	0 3					
												183	A	Elon	0 3					
												196	N	UMBC	0 3					
												205	N	Florida A&M	0 3					
												207	N	Wofford	0 3					
												209	A	UMES	0 3					
												209	A	UMES	1 3					
												209	H	UMES	1 3					
												287	N	Gardner-Webb	0 3					
												298	N	Appalachian St.	0 3					
												308	N	St. Francis Brooklyn	0 3					
												309	A	N.C. A&T	0 3					
												309	H	N.C. A&T	3 2					
												311	A	Hampton	3 2					
												311	H	Hampton	3 1					
												313	A	Morgan St.	0 3					
												313	H	Morgan St.	2 3					
				LAST 10 GAMES									328	A	Delaware St.	3 0				
				205	N	Florida A&M	0 3	147	A	VCU	0 3	328	H	Delaware St.	3 1					
				155	H	Howard	0 3	313	H	Morgan St.	2 3	329	A	Coppin St.	3 2					
				311	H	Hampton	3 1	329	H	Coppin St.	2 3	329	H	Coppin St.	2 3					
				209	A	UMES	1 3	328	A	Delaware St.	3 0	333	N	South Carolina St.	3 0					
				155	A	Howard	0 3	311	A	Hampton	3 2									

Non-Div. I Games:

Norfolk St.

Average RPI Win: 318		WON-LOST RECORD		WINNING PCT. RANK		LAST 10 GAMES		STRENGTH OF SCHEDULE		OPP. STRENGTH OF SCHEDULE		TEAM RPI		ADJ RPI		CONF. RPI		ADJ CONF. RPI	
Average RPI Loss: 227																			
DIV. I ONLY		5- 22		.18519 309		1- 9		296		315		321		.35384 321		29		29	
DIV. I NON-CONF.		4- 9		.30769 257		0- 0		273		320		292		.38788 293		29		29	
TOTALS		RPI 1-25		RPI 26-50		W-L RECORDS		RPI 51-100		RPI 101-150		RPI 150+							
5- 22		0- 0		0- 0		OVERALL		0- 0		0- 2		5- 20							
2- 8		0- 0		0- 0		HOME		0- 0		0- 0		2- 8							
0- 10		0- 0		0- 0		AWAY		0- 0		0- 1		0- 9							
3- 4		0- 0		0- 0		NEUTRAL		0- 0		0- 1		3- 3							
4- 9		0- 0		0- 0		NON-CONFERENCE		0- 0		0- 2		4- 7							
1- 2		0- 0		0- 0		HOME		0- 0		0- 0		1- 2							
0- 3		0- 0		0- 0		AWAY		0- 0		0- 1		0- 2							
3- 4		0- 0		0- 0		NEUTRAL		0- 0		0- 1		3- 3							
1- 13		0- 0		0- 0		CONFERENCE		0- 0		0- 0		1- 13							
1- 6		0- 0		0- 0		HOME		0- 0		0- 0		1- 6							
0- 7		0- 0		0- 0		AWAY		0- 0		0- 0		0- 7							
0- 0		0- 0		0- 0		NEUTRAL		0- 0		0- 0		0- 0							
RPI S	Opponent	Score		RPI S	Opponent	Score		RPI S	Opponent	Score		RPI S	Opponent	Score					
										111 N	Marshall			0	3				
										145 A	Toledo			1	3				
										161 A	Sacred Heart			0	3				
										161 H	Sacred Heart			0	3				
										176 A	Duquesne			0	3				
										180 H	Navy			0	3				
										193 A	LIU Brooklyn			1	3				
										193 H	LIU Brooklyn			2	3				
										228 A	Bryant			1	3				
										228 H	Bryant			1	3				
										232 N	Fort Wayne			1	3				
										237 A	Central Conn. St.			0	3				
										237 H	Central Conn. St.			2	3				
										240 H	Eastern Ky.			0	3				
										252 N	Quinnipiac			1	3				
										254 A	Robert Morris			0	3				
										254 H	Robert Morris			2	3				
										261 A	La Salle			1	3				
										304 N	NJIT			0	3				
										307 N	Buffalo			3	2				
										308 A	St. Francis Brooklyn			2	3				
										308 H	St. Francis Brooklyn			0	3				
										313 N	Morgan St.			3	0				
										315 H	Iona			3	0				
										327 A	Fairleigh Dickinson			2	3				
										327 H	Fairleigh Dickinson			3	2				
										329 N	Coppin St.			3	0				
				LAST 10 GAMES															
										237 A	Central Conn. St.			0	3				
										228 A	Bryant			1	3				
										254 A	Robert Morris			0	3				
										308 H	St. Francis Brooklyn			0	3				
										193 H	LIU Brooklyn			2	3				

Non-Div. I Games:

Saint Francis (PA)

Average RPI Win: 323		WON-LOST	WINNING	LAST 10	STRENGTH OF		OPP. STRENGTH	TEAM	ADJ	CONF.	ADJ CONF.
Average RPI Loss: 233		RECORD	PCT. RANK	GAMES	SCHEDULE		OF SCHEDULE	RPI	RPI	RPI	RPI
DIV. I ONLY		6- 17	.26087	280	330		319	324	.34422	322	31
DIV. I NON-CONF.		1- 11	.08333	314	285		293	325	.33198	325	30
TOTALS		RPI 1-25	RPI 26-50		W-L RECORDS		RPI 51-100		RPI 101-150		RPI 150+
6- 17	0- 0	0- 1		OVERALL		0- 0		0- 0		6- 16	
2- 6	0- 0	0- 0		HOME		0- 0		0- 0		2- 6	
3- 7	0- 0	0- 1		AWAY		0- 0		0- 0		3- 6	
1- 4	0- 0	0- 0		NEUTRAL		0- 0		0- 0		1- 4	
1- 11	0- 0	0- 1		NON-CONFERENCE		0- 0		0- 0		1- 10	
0- 3	0- 0	0- 0		HOME		0- 0		0- 0		0- 3	
0- 5	0- 0	0- 1		AWAY		0- 0		0- 0		0- 4	
1- 3	0- 0	0- 0		NEUTRAL		0- 0		0- 0		1- 3	
5- 6	0- 0	0- 0		CONFERENCE		0- 0		0- 0		5- 6	
2- 3	0- 0	0- 0		HOME		0- 0		0- 0		2- 3	
3- 2	0- 0	0- 0		AWAY		0- 0		0- 0		3- 2	
0- 1	0- 0	0- 0		NEUTRAL		0- 0		0- 0		0- 1	
RPI S	Opponent	Score	RPI S	Opponent	Score	RPI S	Opponent	Score	RPI S	Opponent	Score
			50 A	James Madison	0 3				155 N	Howard	0 3
									183 A	Elon	0 3
									183 H	Elon	0 3
									205 A	Florida A&M	0 3
									205 H	Florida A&M	0 3
									242 A	Winthrop	0 3
									242 H	Winthrop	0 3
									249 N	Georgia St.	0 3
									257 A	UNC Asheville	0 3
									258 N	Holy Cross	0 3
									279 A	Bethune-Cookman	0 3
									279 H	Bethune-Cookman	0 3
									287 A	Gardner-Webb	0 3
									287 H	Gardner-Webb	0 3
									296 N	Stetson	0 3
									305 N	Alabama A&M	3 1
									309 A	N.C. A&T	3 2
									309 H	N.C. A&T	2 3
									330 A	Savannah St.	3 0
									330 H	Savannah St.	3 1
									333 A	South Carolina St.	3 1
									333 H	South Carolina St.	3 0
LAST 10 GAMES											
			155 N	Howard	0 3		330 H	Savannah St.	3 1		
			309 A	N.C. A&T	3 2		333 H	South Carolina St.	3 0		
			279 A	Bethune-Cookman	0 3		309 H	N.C. A&T	2 3		
			205 A	Florida A&M	0 3		287 A	Gardner-Webb	0 3		
			183 A	Elon	0 3		242 A	Winthrop	0 3		

Non-Div. I Games:

N.C. Central

Average RPI Win:	320	WON-LOST RECORD	WINNING PCT. RANK	LAST 10 GAMES	STRENGTH OF SCHEDULE	OPP. STRENGTH OF SCHEDULE	TEAM RPI	ADJ RPI	CONF. RPI	ADJ CONF. RPI	
Average RPI Loss:	221										
DIV. I ONLY		4- 22	.15385 318	1- 9	307	299	322	.33926 323	27	27	
DIV. I NON-CONF.		2- 8	.2 289	0- 0	328	326	329	.30411 328	28	28	
<hr/>											
TOTALS	RPI 1-25	RPI 26-50		W-L RECORDS	RPI 51-100		RPI 101-150		RPI 150+		
4- 22	0- 0	0- 0		OVERALL	0- 2		0- 2		4- 18		
3- 12	0- 0	0- 0		HOME	0- 1		0- 1		3- 10		
1- 8	0- 0	0- 0		AWAY	0- 1		0- 1		1- 6		
0- 2	0- 0	0- 0		NEUTRAL	0- 0		0- 0		0- 2		
<hr/>											
2- 8	0- 0	0- 0		NON-CONFERENCE	0- 0		0- 0		2- 8		
2- 5	0- 0	0- 0		HOME	0- 0		0- 0		2- 5		
0- 1	0- 0	0- 0		AWAY	0- 0		0- 0		0- 1		
0- 2	0- 0	0- 0		NEUTRAL	0- 0		0- 0		0- 2		
<hr/>											
2- 14	0- 0	0- 0		CONFERENCE	0- 2		0- 2		2- 10		
1- 7	0- 0	0- 0		HOME	0- 1		0- 1		1- 5		
1- 7	0- 0	0- 0		AWAY	0- 1		0- 1		1- 5		
0- 0	0- 0	0- 0		NEUTRAL	0- 0		0- 0		0- 0		
<hr/>											
RPI S	Opponent	Score	RPI S	Opponent	Score	RPI S	Opponent	Score	RPI S	Opponent	Score
						88 A American	0	3	146 A Army West Point	0	3
						88 H American	0	3	146 H Army West Point	0	3
									155 N Howard	1	3
									172 A Colgate	0	3
									172 H Colgate	0	3
									180 A Navy	0	3
									180 H Navy	1	3
									215 A Penn	1	3
									241 A Lehigh	0	3
									241 H Lehigh	2	3
									248 H Providence	0	3
									258 A Holy Cross	1	3
									258 H Holy Cross	1	3
									261 H La Salle	0	3
									275 N George Mason	1	3
									299 H Manhattan	1	3
									303 A Loyola Maryland	3	2
									303 H Loyola Maryland	2	3
									304 H NJIT	1	3
									308 H St. Francis Brooklyn	1	3
									319 A Bucknell	0	3
									319 H Bucknell	3	1
									327 H Fairleigh Dickinson	3	1
									331 H Saint Peter's	3	0
<hr/>											
LAST 10 GAMES											
						180 H Navy	1	3	303 H Loyola Maryland	2	3
						172 H Colgate	0	3	88 H American	0	3
						258 A Holy Cross	1	3	241 H Lehigh	2	3
						146 A Army West Point	0	3	172 A Colgate	0	3
						319 H Bucknell	3	1	180 A Navy	0	3

Non-Div. I Games:

Lafayette

Average RPI Win:		308	WON-LOST	WINNING	LAST 10	STRENGTH OF		OPP. STRENGTH	TEAM	ADJ	CONF.	ADJ CONF.
Average RPI Loss:		212	RECORD	PCT. RANK	GAMES	SCHEDULE		OF SCHEDULE	RPI	RPI	RPI	RPI
DIV. I ONLY			5- 25	.16667	313	1- 9		317	285	323	.33371	324
DIV. I NON-CONF.			4- 10	.28571	269	1- 0		280	291	295	.37924	298
TOTALS		RPI 1-25	RPI 26-50		W-L RECORDS		RPI 51-100		RPI 101-150		RPI 150+	
5- 25	0- 0		0- 1		OVERALL		0- 4		0- 2		5- 18	
0- 8	0- 0		0- 0		HOME		0- 1		0- 0		0- 7	
2- 12	0- 0		0- 1		AWAY		0- 2		0- 1		2- 8	
3- 5	0- 0		0- 0		NEUTRAL		0- 1		0- 1		3- 3	
4- 10	0- 0		0- 1		NON-CONFERENCE		0- 3		0- 1		4- 5	
0- 0	0- 0		0- 0		HOME		0- 0		0- 0		0- 0	
1- 5	0- 0		0- 1		AWAY		0- 2		0- 0		1- 2	
3- 5	0- 0		0- 0		NEUTRAL		0- 1		0- 1		3- 3	
1- 15	0- 0		0- 0		CONFERENCE		0- 1		0- 1		1- 13	
0- 8	0- 0		0- 0		HOME		0- 1		0- 0		0- 7	
1- 7	0- 0		0- 0		AWAY		0- 0		0- 1		1- 6	
0- 0	0- 0		0- 0		NEUTRAL		0- 0		0- 0		0- 0	
RPI S	Opponent	Score	RPI S	Opponent	Score	RPI S	Opponent	Score	RPI S	Opponent	Score	
			48 A	Colorado St.	0 3	58 A	FGCU	0 3	136 A	Sam Houston St.	0 3	
						60 H	A&M-Corpus Christi	1 3	147 N	VCU	1 3	
						78 A	Colorado	0 3	169 A	SFA	1 3	
						87 N	Delaware	1 3	181 N	Ill.-Chicago	0 3	
									206 H	Houston Baptist	0 3	
									211 A	Central Ark.	0 3	
									243 A	Abilene Christian	1 3	
									246 H	Incarnate Word	0 3	
									247 A	Northwestern St.	0 3	
									247 H	Northwestern St.	1 3	
									255 N	Louisiana Tech	3 1	
									268 H	Lamar University	1 3	
									277 N	UAB	0 3	
									284 A	McNeese	0 3	
									284 H	McNeese	1 3	
									291 A	Jacksonville St.	2 3	
									293 A	Southeast Mo. St.	1 3	
									300 A	Southeastern La.	3 2	
									300 H	Southeastern La.	2 3	
									312 N	Chicago St.	1 3	
									316 A	Nicholls St.	1 3	
									316 H	Nicholls St.	2 3	
									326 A	Jackson St.	3 0	
									326 N	Jackson St.	3 0	
									334 N	Mississippi Val.	3 0	
LAST 10 GAMES			300 H	Southeastern La.	2 3	316 A	Nicholls St.	1 3				
			326 A	Jackson St.	3 0	284 A	McNeese	0 3				
			136 A	Sam Houston St.	0 3	246 H	Incarnate Word	0 3				
			169 A	SFA	1 3	60 H	A&M-Corpus Christi	1 3				
			247 H	Northwestern St.	1 3	316 H	Nicholls St.	2 3				

Non-Div. I Games:

New Orleans

Average RPI Win:	328	WON-LOST RECORD	WINNING PCT. RANK	LAST 10 GAMES	STRENGTH OF SCHEDULE	OPP. STRENGTH OF SCHEDULE	TEAM RPI	ADJ RPI	CONF. RPI	ADJ CONF. RPI	
Average RPI Loss:	251										
DIV. I ONLY	5- 18	.21739	300	2- 8	320	332	326	.32412	325	32	32
DIV. I NON-CONF.	0- 4	0	322	0- 0	162	260	310	.36251	310	32	32
<hr/>											
TOTALS	RPI 1-25	RPI 26-50		W-L RECORDS	RPI 51-100		RPI 101-150		RPI 150+		
5- 18	0- 0	0- 0		OVERALL	0- 1		0- 1		5- 16		
3- 6	0- 0	0- 0		HOME	0- 0		0- 0		3- 6		
2- 9	0- 0	0- 0		AWAY	0- 0		0- 1		2- 8		
0- 3	0- 0	0- 0		NEUTRAL	0- 1		0- 0		0- 2		
<hr/>											
0- 4	0- 0	0- 0		NON-CONFERENCE	0- 1		0- 1		0- 2		
0- 0	0- 0	0- 0		HOME	0- 0		0- 0		0- 0		
0- 2	0- 0	0- 0		AWAY	0- 0		0- 1		0- 1		
0- 2	0- 0	0- 0		NEUTRAL	0- 1		0- 0		0- 1		
<hr/>											
5- 14	0- 0	0- 0		CONFERENCE	0- 0		0- 0		5- 14		
3- 6	0- 0	0- 0		HOME	0- 0		0- 0		3- 6		
2- 7	0- 0	0- 0		AWAY	0- 0		0- 0		2- 7		
0- 1	0- 0	0- 0		NEUTRAL	0- 0		0- 0		0- 1		
<hr/>											
RPI S	Opponent	Score	RPI S	Opponent	Score	RPI S	Opponent	Score	RPI S	Opponent	Score
						90 N	Tulane	0 3	102 A	Southern Miss.	0 3
									186 A	Alabama St.	0 3
									186 H	Alabama St.	0 3
									186 N	Alabama St.	0 3
									220 A	Texas Southern	0 3
									220 H	Texas Southern	1 3
									255 A	Louisiana Tech	0 3
									284 N	McNeese	0 3
									295 A	Southern U.	0 3
									295 H	Southern U.	0 3
									305 A	Alabama A&M	0 3
									305 H	Alabama A&M	2 3
									306 A	Prairie View	0 3
									306 H	Prairie View	3 2
									314 A	Ark.-Pine Bluff	0 3
									314 H	Ark.-Pine Bluff	1 3
									326 A	Jackson St.	2 3
									326 H	Jackson St.	0 3
									332 A	Alcorn	3 0
									332 H	Alcorn	3 0
									334 A	Mississippi Val.	3 1
									334 H	Mississippi Val.	3 0
			LAST 10 GAMES								
			186 N Alabama St.	0 3	314 A Ark.-Pine Bluff	0 3					
			306 A Prairie View	0 3	332 A Alcorn	3 0					
			220 A Texas Southern	0 3	295 A Southern U.	0 3					
			334 H Mississippi Val.	3 0	186 A Alabama St.	0 3					
			326 H Jackson St.	0 3	305 A Alabama A&M	0 3					

Non-Div. I Games: Southern Ark. 0 3 Jarvis Christian 3 2 Dillard 3 1

Grambling

Average RPI Win:	324	WON-LOST RECORD	WINNING PCT. RANK	LAST 10 GAMES	STRENGTH OF SCHEDULE	OPP. STRENGTH OF SCHEDULE	TEAM RPI	ADJ RPI	CONF. RPI	ADJ CONF. RPI		
DIV. I ONLY		8- 24	.25	285	3- 7	326	330	325	.32323	326	32	32
DIV. I NON-CONF.		0- 13	0	322	0- 1	296	325	331	.28249	332	32	32

TOTALS	RPI 1-25	RPI 26-50		W-L RECORDS		RPI 51-100		RPI 101-150		RPI 150+		
8- 24	0- 0	0- 0		OVERALL		0- 1		0- 0		8- 23		
4- 8	0- 0	0- 0		HOME		0- 0		0- 0		4- 8		
4- 8	0- 0	0- 0		AWAY		0- 0		0- 0		4- 7		
0- 8	0- 0	0- 0		NEUTRAL		0- 1		0- 0		0- 7		
0- 13	0- 0	0- 0		NON-CONFERENCE		0- 1		0- 0		0- 12		
0- 2	0- 0	0- 0		HOME		0- 0		0- 0		0- 2		
0- 3	0- 0	0- 0		AWAY		0- 0		0- 0		0- 3		
0- 8	0- 0	0- 0		NEUTRAL		0- 1		0- 0		0- 7		
8- 11	0- 0	0- 0		CONFERENCE		0- 0		0- 0		8- 11		
4- 6	0- 0	0- 0		HOME		0- 0		0- 0		4- 6		
4- 5	0- 0	0- 0		AWAY		0- 0		0- 0		4- 5		
0- 0	0- 0	0- 0		NEUTRAL		0- 0		0- 0		0- 0		
RPI	S	Opponent	Score	RPI	S	Opponent	Score	RPI	S	Opponent	Score	
								171	A	Memphis	0 3	
								186	A	Alabama St.	0 3	
								186	H	Alabama St.	1 3	
								188	N	Tennessee St.	1 3	
								209	N	UMES	0 3	
								220	A	Texas Southern	0 3	
								220	H	Texas Southern	0 3	
								220	H	Texas Southern	0 3	
								255	A	Louisiana Tech	0 3	
								255	N	Louisiana Tech	0 3	
								277	N	UAB	0 3	
								291	A	Jacksonville St.	0 3	
								291	H	Jacksonville St.	0 3	
								295	A	Southern U.	3 1	
								295	H	Southern U.	0 3	
								305	A	Alabama A&M	1 3	
								305	H	Alabama A&M	1 3	
								306	A	Prairie View	0 3	
								306	H	Prairie View	1 3	
								309	N	N.C. A&T	0 3	
								310	N	Eastern Ill.	0 3	
								314	A	Ark.-Pine Bluff	0 3	
								314	H	Ark.-Pine Bluff	3 0	
								324	H	New Orleans	0 3	
								324	N	New Orleans	0 3	
								325	A	Grambling	3 0	
								325	H	Grambling	3 2	
					</							

Non-Div. I Games:

Jackson St.

RPI	S	Opponent	Score	
332	A	Alcorn	3	0
332	H	Alcorn	3	0
334	A	Mississippi Val.	3	1
334	H	Mississippi Val.	3	0

Jackson St.

J
a
c
k
s
o
n
S
t
.

J
a
c
k
s
o
n
S
t
.

Average RPI Win:	319	WON-LOST	WINNING	LAST 10	STRENGTH OF	OPP. STRENGTH	TEAM	ADJ	CONF.	ADJ CONF.		
Average RPI Loss:	244	RECORD	PCT. RANK	GAMES	SCHEDULE	OF SCHEDULE	RPI	RPI	RPI	RPI		
DIV. I ONLY	3- 29	.09375	327	1- 9	312	312	327	.30893	327	29	29	
DIV. I NON-CONF.	2- 16	.11111	307	1- 1	316	319	328	.30226	329	29	29	
<hr/>												
TOTALS	RPI 1-25	RPI 26-50		W-L RECORDS		RPI 51-100		RPI 101-150		RPI 150+		
3- 29	0- 0	0- 0		OVERALL		0- 1		0- 0		3- 28		
3- 7	0- 0	0- 0		HOME		0- 0		0- 0		3- 7		
0- 16	0- 0	0- 0		AWAY		0- 0		0- 0		0- 16		
0- 6	0- 0	0- 0		NEUTRAL		0- 1		0- 0		0- 5		
<hr/>												
2- 16	0- 0	0- 0		NON-CONFERENCE		0- 1		0- 0		2- 15		
2- 1	0- 0	0- 0		HOME		0- 0		0- 0		2- 1		
0- 9	0- 0	0- 0		AWAY		0- 0		0- 0		0- 9		
0- 6	0- 0	0- 0		NEUTRAL		0- 1		0- 0		0- 5		
<hr/>												
1- 13	0- 0	0- 0		CONFERENCE		0- 0		0- 0		1- 13		
1- 6	0- 0	0- 0		HOME		0- 0		0- 0		1- 6		
0- 7	0- 0	0- 0		AWAY		0- 0		0- 0		0- 7		
0- 0	0- 0	0- 0		NEUTRAL		0- 0		0- 0		0- 0		
<hr/>												
RPI	S	Opponent	Score	RPI	S	Opponent	Score	RPI	S	Opponent	Score	
								73	N	Towson	0	3

Non-Div. I Games:

Fairleigh Dickinson

RPI	S	Opponent	Score	
321	A	Saint Francis (PA)	2	3
321	H	Saint Francis (PA)	3	2
323	A	Lafayette	1	3
331	H	Saint Peter's	3	0

Fairleigh Dickinson

F
a
i
r
l
e
i
g
h
D
i
c
k
i
n
s
o
n

F
a
i
r
l
e
i
g
h
D
i
c
k
i
n
s
o
n

Average RPI Win:	324	WON-LOST RECORD	WINNING PCT. RANK	LAST 10 GAMES	STRENGTH OF SCHEDULE	OPP. STRENGTH OF SCHEDULE	TEAM RPI	ADJ RPI	CONF. RPI	ADJ CONF. RPI	
DIV. I ONLY	2- 24	.07692	328	2- 8	325	302	329	.29429	329	31	31
DIV. I NON-CONF.	0- 14	0	322	0- 0	275	277	327	.31177	327	30	30
TOTALS	RPI 1-25	RPI 26-50	W-L RECORDS	RPI 51-100	RPI 101-150	RPI 150+					
2- 24	0- 0	0- 0	OVERALL	0- 2	0- 1	2- 21					
0- 6	0- 0	0- 0	HOME	0- 0	0- 0	0- 6					
2- 10	0- 0	0- 0	AWAY	0- 1	0- 0	2- 9					
0- 8	0- 0	0- 0	NEUTRAL	0- 1	0- 1	0- 6					
0- 14	0- 0	0- 0	NON-CONFERENCE	0- 2	0- 1	0- 11					
0- 0	0- 0	0- 0	HOME	0- 0	0- 0	0- 0					
0- 6	0- 0	0- 0	AWAY	0- 1	0- 0	0- 5					
0- 8	0- 0	0- 0	NEUTRAL	0- 1	0- 1	0- 6					
2- 10	0- 0	0- 0	CONFERENCE	0- 0	0- 0	2- 10					
0- 6	0- 0	0- 0	HOME	0- 0	0- 0	0- 6					
2- 4	0- 0	0- 0	AWAY	0- 0	0- 0	2- 4					
0- 0	0- 0	0- 0	NEUTRAL	0- 0	0- 0	0- 0					
RPI S	Opponent	Score	RPI S	Opponent	Score	RPI S	Opponent	Score	RPI S	Opponent	Score
						87 N	Delaware	0 3	135 N	New Hampshire	0 3
						88 A	American	0 3	155 A	Howard	0 3
									155 H	Howard	0 3
									176 A	Duquesne	0 3
									180 A	Navy	1 3
									200 N	Kent St.	2 3
									209 A	UMES	0 3
									209 H	UMES	1 3
									229 A	William & Mary	0 3
									254 A	Robert Morris	1 3
									263 N	Western Caro.	0 3
									267 A	Morehead St.	1 3
									276 N	Montana	0 3
									283 N	Charlotte	0 3
									311 A	Hampton	0 3
									311 H	Hampton	2 3
									313 A	Morgan St.	0 3
									313 H	Morgan St.	1 3
									319 N	Bucknell	1 3
									320 A	Norfolk St.	3 2
									320 H	Norfolk St.	2 3
									321 N	Saint Francis (PA)	0 3
									328 A	Delaware St.	3 0
									328 H	Delaware St.	1 3

Non-Div. I Games:

Coppin St.

Average RPI Win:	333	WON-LOST	WINNING	LAST 10	STRENGTH OF	OPP. STRENGTH	TEAM	ADJ	CONF.	ADJ CONF.			
Average RPI Loss:	257	RECORD	PCT. RANK	GAMES	SCHEDULE	OF SCHEDULE	RPI	RPI	RPI	RPI			
DIV. I ONLY		2- 25	.07407	329	2- 8	332	317	331	.27379	330	31	31	
DIV. I NON-CONF.		0- 17	0	322	0- 2	304	305	330	.28775	330	30	30	
<hr/>													
TOTALS	RPI 1-25	RPI 26-50		W-L RECORDS		RPI 51-100		RPI 101-150		RPI 150+			
2- 25	0- 0	0- 0		OVERALL		0- 0		0- 1		2- 24			
1- 8	0- 0	0- 0		HOME		0- 0		0- 0		1- 8			
1- 8	0- 0	0- 0		AWAY		0- 0		0- 0		1- 8			
0- 9	0- 0	0- 0		NEUTRAL		0- 0		0- 1		0- 8			
0- 17	0- 0	0- 0		NON-CONFERENCE		0- 0		0- 1		0- 16			
0- 4	0- 0	0- 0		HOME		0- 0		0- 0		0- 4			
0- 4	0- 0	0- 0		AWAY		0- 0		0- 0		0- 4			
0- 9	0- 0	0- 0		NEUTRAL		0- 0		0- 1		0- 8			
2- 8	0- 0	0- 0		CONFERENCE		0- 0		0- 0		2- 8			
1- 4	0- 0	0- 0		HOME		0- 0		0- 0		1- 4			
1- 4	0- 0	0- 0		AWAY		0- 0		0- 0		1- 4			
0- 0	0- 0	0- 0		NEUTRAL		0- 0		0- 0		0- 0			
RPI	S	Opponent	Score	RPI	S	Opponent	Score	RPI	S	Opponent	Score		
								137	N	Austin Peay	0	3	
								183	N	Elon	0	3	
								186	A	Alabama St.	0	3	
								189	A	Georgia	0	3	
								192	H	East Carolina	0	3	
								205	A	Florida A&M	0	3	
								205	H	Florida A&M	0	3	
								227	A	Ga. Southern	1	3	
								227	H	Ga. Southern	1	3	
								257	N	UNC Asheville	0	3	
								264	N	San Francisco	0	3	
								272	N	Troy	1	3	
								279	A	Bethune-Cookman	0	3	
								279	H	Bethune-Cookman	0	3	
								282	H	Charleston So.	1	3	
								282	H	Charleston So.	1	3	
								282	N	Charleston So.	0	3	
								291	N	Jacksonville St.	0	3	
								302	A	The Citadel	0	3	
								302	N	The Citadel	0	3	
								309	A	N.C. A&T	1	3	
								309	H	N.C. A&T	0	3	
								312	N	Chicago St.	0	3	
								322	A	N.C. Central	1	3	
								322	H	N.C. Central	0	3	
								333	A	South Carolina St.	3	1	
								333	H	South Carolina St.	3	1	
LAST 10 GAMES													
				282	H	Charleston So.	1	3	205	H	Florida A&M	0	3
				333	A	South Carolina St.	3	1	279	H	Bethune-Cookman	0	3
				322	A	N.C. Central	1	3	333	H	South Carolina St.	3	1
				309	A	N.C. A&T	1	3	322	H	N.C. Central	0	3
				227	H	Ga. Southern	1	3	309	H	N.C. A&T	0	3

Non-Div. I Games:

Savannah St.

Average RPI Win:	0	WON-LOST	WINNING	LAST 10	STRENGTH OF	OPP. STRENGTH	TEAM	ADJ	CONF.	ADJ CONF.		
Average RPI Loss:	268	RECORD	PCT. RANK	GAMES	SCHEDULE	OF SCHEDULE	RPI	RPI	RPI	RPI		
DIV. I ONLY		0- 25	0 333	0- 10	323	325	332	.26627	331	30	30	
DIV. I NON-CONF.		0- 7	0 322	0- 0	332	332	334	.22817	334	31	31	
<hr/>												
TOTALS	RPI 1-25	RPI 26-50		W-L RECORDS		RPI 51-100		RPI 101-150		RPI 150+		
0- 25	0- 0	0- 0		OVERALL		0- 0		0- 2		0- 23		
0- 10	0- 0	0- 0		HOME		0- 0		0- 1		0- 9		
0- 14	0- 0	0- 0		AWAY		0- 0		0- 1		0- 13		
0- 1	0- 0	0- 0		NEUTRAL		0- 0		0- 0		0- 1		
<hr/>												
0- 7	0- 0	0- 0		NON-CONFERENCE		0- 0		0- 0		0- 7		
0- 1	0- 0	0- 0		HOME		0- 0		0- 0		0- 1		
0- 5	0- 0	0- 0		AWAY		0- 0		0- 0		0- 5		
0- 1	0- 0	0- 0		NEUTRAL		0- 0		0- 0		0- 1		
<hr/>												
0- 18	0- 0	0- 0		CONFERENCE		0- 0		0- 2		0- 16		
0- 9	0- 0	0- 0		HOME		0- 0		0- 1		0- 8		
0- 9	0- 0	0- 0		AWAY		0- 0		0- 1		0- 8		
0- 0	0- 0	0- 0		NEUTRAL		0- 0		0- 0		0- 0		
<hr/>												
RPI	S	Opponent	Score	RPI	S	Opponent	Score	RPI	S	Opponent	Score	
								118	A	Fairfield	0	3
								118	H	Fairfield	0	3
								225	A	Marist	0	3
								225	H	Marist	0	3
								241	A	Lehigh	0	3
								248	N	Providence	0	3
								252	A	Quinnipiac	0	3
								252	H	Quinnipiac	0	3
								269	A	Rider	0	3
								269	H	Rider	0	3
								270	A	Siena	0	3
								270	H	Siena	0	3
								273	A	Fordham	0	3
								274	A	Niagara	0	3
								274	H	Niagara	0	3
								299	A	Manhattan	0	3
								299	H	Manhattan	0	3
								304	A	NJIT	1	3
								304	H	NJIT	0	3
								315	A	Iona	0	3
LAST 10 GAMES								315	H	Iona	1	3
								317	A	Canisius	1	3
								317	H	Canisius	1	3
								270	H	Siena	0	3
								225	H	Marist	0	3
								315	A	Iona	0	3
								269	A	Rider	0	3
								118	A	Fairfield	0	3
								274	H	Niagara	0	3
								299	A	Manhattan	0	3
								299	H	Manhattan	0	3
								274	H	Niagara	0	3
								317	A	Canisius	1	3
								323	A	Lafayette	0	3
								327	A	Fairleigh Dickinson	0	3

Non-Div. I Games:

Saint Peter's

Average RPI Win: 334		WON-LOST RECORD		WINNING PCT. RANK		LAST 10 GAMES		STRENGTH OF SCHEDULE		OPP. STRENGTH OF SCHEDULE		TEAM RPI		ADJ RPI		CONF. RPI		ADJ CONF. RPI	
DIV. I ONLY		1- 24		.04 331		0- 10		321		334		330		.26374 332		32		32	
DIV. I NON-CONF.		0- 7		0 322		0- 0		200		328		322		.33342 322		32		32	
TOTALS		RPI 1-25		RPI 26-50		W-L RECORDS		RPI 51-100		RPI 101-150		RPI 150+							
1- 24		0- 0		0- 0		OVERALL		0- 1		0- 0		1- 23							
1- 8		0- 0		0- 0		HOME		0- 0		0- 0		1- 8							
0- 12		0- 0		0- 0		AWAY		0- 0		0- 0		0- 12							
0- 4		0- 0		0- 0		NEUTRAL		0- 1		0- 0		0- 3							
0- 7		0- 0		0- 0		NON-CONFERENCE		0- 1		0- 0		0- 6							
0- 1		0- 0		0- 0		HOME		0- 0		0- 0		0- 1							
0- 2		0- 0		0- 0		AWAY		0- 0		0- 0		0- 2							
0- 4		0- 0		0- 0		NEUTRAL		0- 1		0- 0		0- 3							
1- 17		0- 0		0- 0		CONFERENCE		0- 0		0- 0		1- 17							
1- 7		0- 0		0- 0		HOME		0- 0		0- 0		1- 7							
0- 10		0- 0		0- 0		AWAY		0- 0		0- 0		0- 10							
0- 0		0- 0		0- 0		NEUTRAL		0- 0		0- 0		0- 0							
RPI S	Opponent	Score		RPI S	Opponent	Score		RPI S	Opponent	Score		RPI S	Opponent	Score					
								92 N	North Dakota	0	3	186 A	Alabama St.	0	3				
												186 H	Alabama St.	0	3				
												211 A	Central Ark.	0	3				
												220 A	Texas Southern	0	3				
												220 H	Texas Southern	0	3				
												221 N	Oral Roberts	0	3				
												246 N	Incarnate Word	0	3				
												286 N	La.-Monroe	0	3				
												291 A	Jacksonville St.	0	3				
												291 H	Jacksonville St.	0	3				
												295 A	Southern U.	1	3				
												295 H	Southern U.	0	3				
												305 A	Alabama A&M	0	3				
												305 A	Alabama A&M	1	3				
												306 A	Prairie View	0	3				
												306 H	Prairie View	0	3				
												314 A	Ark.-Pine Bluff	1	3				
												314 H	Ark.-Pine Bluff	1	3				
												325 A	Grambling	0	3				
												325 H	Grambling	0	3				
												326 A	Jackson St.	0	3				
												326 H	Jackson St.	0	3				
												334 A	Mississippi Val.	2	3				
												334 H	Mississippi Val.	3	0				
LAST 10 GAMES																			
								186 A	Alabama St.	0	3	334 A	Mississippi Val.	2	3				
								305 A	Alabama A&M	0	3	326 A	Jackson St.	0	3				
								305 A	Alabama A&M	1	3	325 H	Grambling	0	3				
								220 H	Texas Southern	0	3	314 H	Ark.-Pine Bluff	1	3				
								306 H	Prairie View	0	3	295 A	Southern U.	1	3				

Non-Div. I Games: Albany St. (GA) 3 2 Miles 1 3

Alcorn

Average RPI Win:		0	WON-LOST		RECORD	WINNING	LAST 10	STRENGTH OF		OPP. STRENGTH	TEAM	ADJ	CONF.	ADJ CONF.
Average RPI Loss:		265				PCT. RANK	GAMES	SCHEDULE		OF SCHEDULE	RPI	RPI	RPI	RPI
DIV. I ONLY			0-25	0	333		0-10		333	323	334	.24531	333	31
DIV. I NON-CONF.			0-13	0	322		0-1		303	313	332	.28639	331	30
TOTALS		RPI 1-25	RPI 26-50		W-L RECORDS		RPI 51-100		RPI 101-150		RPI 150+			
0-25	0-0		0-0		OVERALL		0-0		0-1		0-24			
0-8	0-0		0-0		HOME		0-0		0-0		0-8			
0-9	0-0		0-0		AWAY		0-0		0-1		0-8			
0-8	0-0		0-0		NEUTRAL		0-0		0-0		0-8			
0-13	0-0		0-0		NON-CONFERENCE		0-0		0-1		0-12			
0-3	0-0		0-0		HOME		0-0		0-0		0-3			
0-3	0-0		0-0		AWAY		0-0		0-1		0-2			
0-7	0-0		0-0		NEUTRAL		0-0		0-0		0-7			
0-12	0-0		0-0		CONFERENCE		0-0		0-0		0-12			
0-5	0-0		0-0		HOME		0-0		0-0		0-5			
0-6	0-0		0-0		AWAY		0-0		0-0		0-6			
0-1	0-0		0-0		NEUTRAL		0-0		0-0		0-1			
RPI S	Opponent	Score	RPI S	Opponent	Score	RPI S	Opponent	Score	RPI S	Opponent	Score			
												150 A	Chattanooga	0 3
												177 A	Campbell	0 3
												180 N	Navy	0 3
												192 N	East Carolina	0 3
												192 N	East Carolina	0 3
												205 A	Florida A&M	0 3
												205 H	Florida A&M	0 3
												209 A	UMES	0 3
												249 A	Georgia St.	0 3
												269 N	Rider	0 3
												279 A	Bethune-Cookman	0 3
												279 H	Bethune-Cookman	0 3
												282 H	Charleston So.	0 3
												287 H	Gardner-Webb	0 3
												288 N	Cal St. Fullerton	0 3
												301 N	Presbyterian	0 3
												302 H	The Citadel	1 3
												309 A	N.C. A&T	1 3
												309 H	N.C. A&T	0 3
												320 N	Norfolk St.	0 3
												322 A	N.C. Central	0 3
												322 H	N.C. Central	1 3
												330 A	Savannah St.	1 3
												330 H	Savannah St.	1 3
												334 N	Mississippi Val.	2 3
LAST 10 GAMES														
						330 H	Savannah St.	1 3				302 H	The Citadel	1 3
						309 A	N.C. A&T	1 3				330 A	Savannah St.	1 3
						322 A	N.C. Central	0 3				309 H	N.C. A&T	0 3
						279 H	Bethune-Cookman	0 3				322 H	N.C. Central	1 3
						205 H	Florida A&M	0 3				279 A	Bethune-Cookman	0 3

Non-Div. I Games:

South Carolina St.

Average RPI Win:	333	WON-LOST	WINNING	LAST 10	STRENGTH OF	OPP. STRENGTH	TEAM	ADJ	CONF.	ADJ CONF.												
Average RPI Loss:	285	RECORD	PCT. RANK	GAMES	SCHEDULE	OF SCHEDULE	RPI	RPI	RPI	RPI												
DIV. I ONLY		2- 25	.07407	329	1- 9	334	333	333	.23354	334	32	32										
DIV. I NON-CONF.		1- 8	.11111	307	0- 1	331	333	333	.25239	333	32	32										
<hr/>																						
TOTALS	RPI 1-25	RPI 26-50		W-L RECORDS		RPI 51-100		RPI 101-150		RPI 150+												
2- 25	0- 0	0- 0		OVERALL		0- 0		0- 1		2- 24												
1- 10	0- 0	0- 0		HOME		0- 0		0- 0		1- 10												
0- 11	0- 0	0- 0		AWAY		0- 0		0- 1		0- 10												
1- 4	0- 0	0- 0		NEUTRAL		0- 0		0- 0		1- 4												
<hr/>																						
1- 8	0- 0	0- 0		NON-CONFERENCE		0- 0		0- 1		1- 7												
0- 2	0- 0	0- 0		HOME		0- 0		0- 0		0- 2												
0- 2	0- 0	0- 0		AWAY		0- 0		0- 1		0- 1												
1- 4	0- 0	0- 0		NEUTRAL		0- 0		0- 0		1- 4												
<hr/>																						
1- 17	0- 0	0- 0		CONFERENCE		0- 0		0- 0		1- 17												
1- 8	0- 0	0- 0		HOME		0- 0		0- 0		1- 8												
0- 9	0- 0	0- 0		AWAY		0- 0		0- 0		0- 9												
0- 0	0- 0	0- 0		NEUTRAL		0- 0		0- 0		0- 0												
<hr/>																						
RPI	S	Opponent	Score	RPI	S	Opponent	Score	RPI	S	Opponent	Score											
								150	A	Chattanooga	0	3										
								186	A	Alabama St.	0	3										
								186	H	Alabama St.	0	3										
								220	A	Texas Southern	0	3										
								220	H	Texas Southern	0	3										
								277	N	UAB	0	3										
								288	N	Cal St. Fullerton	0	3										
								291	A	Jacksonville St.	0	3										
								291	H	Jacksonville St.	0	3										
								295	A	Southern U.	0	3										
								295	H	Southern U.	1	3										
								301	N	Presbyterian	0	3										
								305	A	Alabama A&M	0	3										
								305	H	Alabama A&M	1	3										
								306	A	Prairie View	0	3										
								306	H	Prairie View	0	3										
								314	A	Ark.-Pine Bluff	0	3										
								314	H	Ark.-Pine Bluff	1	3										
								316	H	Nicholls St.	0	3										
								324	N	New Orleans	0	3										
								325	A	Grambling	0	3										
								LAST 10 GAMES								325	H	Grambling	1	3		
																326	A	Jackson St.	0	3		
								326	A	Jackson St.	0	3	186	H	Alabama St.	0	3	326	H	Jackson St.	1	3
								325	A	Grambling	0	3	305	H	Alabama A&M	1	3	326	H	Jackson St.	1	3
314	A	Ark.-Pine Bluff	0	3	306	A	Prairie View	0	3	332	A	Alcorn	0	3								
332	H	Alcorn	3	2	220	A	Texas Southern	0	3	332	H	Alcorn	3	2								
295	H	Southern U.	1	3	291	H	Jacksonville St.	0	3	333	N	South Carolina St.	3	2								

Non-Div. I Games:	Mississippi Col.	0	3	Tuskegee	3	1
-------------------	------------------	---	---	----------	---	---

Mississippi Val.