

UCLA				Through Games Of Dec. 14, 2014										
Average RPI Win:	35	WON-LOST RECORD	WINNING PCT. RANK	LAST 10 GAMES	STRENGTH OF SCHEDULE	OPP. STRENGTH OF SCHEDULE	TEAM RPI	ADJ RPI	CONF. RPI	ADJ CONF. RPI				
DIV. I ONLY		14-5-5	.6875	21	6-2-2	2	2	4	.66917	1	1	1		
DIV. I NON-CONF.		7-3-3	.65385	40	2-1-1	3	5	6	.64561	3	1	1		
<hr/>														
TOTALS		RPI 1-25		RPI 26-50		W-L RECORDS		RPI 51-100		RPI 101-150		RPI 150+		
14-5-5		7-3-3		4-2-0		OVERALL		3-0-0		0-0-2		0-0-0		
6-1-4		3-1-2		1-0-0		HOME		2-0-0		0-0-2		0-0-0		
7-2-1		3-1-1		3-1-0		AWAY		1-0-0		0-0-0		0-0-0		
1-2-0		1-1-0		0-1-0		NEUTRAL		0-0-0		0-0-0		0-0-0		
7-3-3		2-1-1		4-2-0		NON-CONFERENCE		1-0-0		0-0-2		0-0-0		
2-0-3		0-0-1		1-0-0		HOME		1-0-0		0-0-2		0-0-0		
4-1-0		1-0-0		3-0-		AWAY		0-0-0		0-0-0		0-0-0		
1-2-0		1-1-0		0-1-0		NEUTRAL		0-0-0		0-0-0		0-0-0		
7-2-2		5-2-2		0-0-0		CONFERENCE		2-0-0		0-0-0		0-0-0		
4-1-1		3-1-1		0-0-0		HOME		1-0-0		0-0-0		0-0-0		
3-1-1		2-1-1		0-0-0		AWAY		1-0-0		0-0-0		0-0-0		
0-0-0		0-0-0		0-0-0		NEUTRAL		0-0-0		0-0-0		0-0-0		
RPI	S	Opponent	Score		RPI	S	Opponent	Score		RPI	S	Opponent	Score	
2	N	Virginia	0	1	29	A	Wake Forest	3	1	55	H	CSUN	3	0
3	N	Providence	3	2	34	N	American	1	2	82	A	San Diego St.	1	0
4	A	Stanford	1	1	35	A	New Mexico	2	1	82	H	San Diego St.	2	1
4	H	Stanford	2	2	47	A	San Diego	0	1					
7	A	North Carolina	1	0	47	H	San Diego	2	1					
7	H	North Carolina	3	3	50	A	UC Santa Barbara	1	0					
14	A	Washington	2	1										
14	H	Washington	2	1										
18	A	California	2	3										
18	H	California	0	1										
18	H	California	3	2										
24	A	Oregon St.	2	1										
24	H	Oregon St.	3	0										
					LAST 10 GAMES									
					2	N	Virginia	0	1	82	H	San Diego St.	2	1
					3	N	Providence	3	2	18	H	California	0	1
					7	H	North Carolina	3	3	4	H	Stanford	2	2
					18	H	California	3	2	24	A	Oregon St.	2	1
					47	H	San Diego	2	1	14	A	Washington	2	1

Non-Div. I Games:

UCLA

Average RPI Win:		51	WON-LOST RECORD		WINNING PCT. RANK		LAST 10 GAMES		STRENGTH OF SCHEDULE		OPP. STRENGTH OF SCHEDULE		TEAM RPI		ADJ RPI		CONF. RPI		ADJ CONF. RPI	
DIV. I ONLY			14-6-3		.67391 33		6-2-2		1		5		3		.66387 2		2		2	
DIV. I NON-CONF.			9-2-1		.79167 12		4-0-1		1		3		1		.66176 1		3		3	
TOTALS		RPI 1-25		RPI 26-50		W-L RECORDS		RPI 51-100		RPI 101-150		RPI 150+								
14-6-3		3-3-3		5-3-0		OVERALL		5-0-0		0-0-0		1-0-0								
8-2-1		1-0-1		2-2-0		HOME		5-0-0		0-0-0		0-0-0								
3-4-2		1-3-2		1-1-0		AWAY		0-0-0		0-0-0		1-0-0								
3-0-0		1-0-0		2-0-0		NEUTRAL		0-0-0		0-0-0		0-0-0								
9-2-1		2-0-1		5-2-0		NON-CONFERENCE		2-0-0		0-0-0		0-0-0								
5-1-0		1-0-0		2-1-0		HOME		2-0-0		0-0-0		0-0-0								
1-1-1		0-0-1		1-0-		AWAY		0-0-0		0-0-0		0-0-0								
3-0-0		1-0-0		2-0-0		NEUTRAL		0-0-0		0-0-0		0-0-0								
5-4-2		1-3-2		0-1-0		CONFERENCE		3-0-0		0-0-0		1-0-0								
3-1-1		0-0-1		0-1-0		HOME		3-0-0		0-0-0		0-0-0								
2-3-1		1-3-1		0-0-0		AWAY		0-0-0		0-0-0		1-0-0								
0-0-0		0-0-0		0-0-0		NEUTRAL		0-0-0		0-0-0		0-0-0								
RPI	S	Opponent		Score		RPI	S	Opponent		Score		RPI	S	Opponent		Score				
1	N	UCLA		1	0	27	H	UNCW		3	1	53	H	Duke		1	0			
5	A	Georgetown		1	1	28	N	UMBC		1	0	69	H	James Madison		2	1			
6	A	Notre Dame		1	0	29	H	Wake Forest		1	2	77	H	Virginia Tech		1	0			
6	A	Notre Dame		0	3	30	N	UAB		2	1	77	H	Virginia Tech		1	0			
6	H	Notre Dame		1	1	31	A	George Mason		1	0	92	H	VCU		1	0			
7	A	North Carolina		1	1	37	H	Davidson		1	2									
11	A	Clemson		1	2	40	A	Tulsa		0	1									
15	A	Syracuse		0	1	46	H	Radford		3	0									
20	H	Old Dominion		1	0															
LAST 10 GAMES																				
		1 N UCLA		1	0			6 A Notre Dame		0	3									
		28 N UMBC		1	0			77 H Virginia Tech		1	0									
		5 A Georgetown		1	1			7 A North Carolina		1	1									
		6 A Notre Dame		1	0			29 H Wake Forest		1	2									
		27 H UNCW		3	1			46 H Radford		3	0									

Non-Div. I Games:

Virginia

Average RPI Win: 60		WON-LOST	WINNING	LAST 10	STRENGTH OF		OPP. STRENGTH	TEAM	ADJ	CONF.	ADJ CONF.
Average RPI Loss: 34		RECORD	PCT. RANK	GAMES	SCHEDULE		OF SCHEDULE	RPI	RPI	RPI	RPI
DIV. I ONLY		16-5-2	.73913	5	7-3-0		5	10	1	.65483	3
DIV. I NON-CONF.		8-3-0	.72727	21	3-1-0		7	9	2	.63266	5
TOTALS		RPI 1-25	RPI 26-50		W-L RECORDS		RPI 51-100		RPI 101-150		RPI 150+
16-5-2		6-3-1	0-0-0		OVERALL		7-2-1		3-0-0		0-0-0
9-1-1		2-1-1	0-0-0		HOME		5-0-0		2-0-0		0-0-0
5-3-1		2-1-0	0-0-0		AWAY		2-2-1		1-0-0		0-0-0
2-1-0		2-1-0	0-0-0		NEUTRAL		0-0-0		0-0-0		0-0-0
8-3-0		3-2-0	0-0-0		NON-CONFERENCE		3-1-0		2-0-0		0-0-0
5-1-0		2-1-0	0-0-0		HOME		2-0-0		1-0-0		0-0-0
3-1-0		1-0-0	0-0-		AWAY		1-1-0		1-0-0		0-0-0
0-1-0		0-1-0	0-0-0		NEUTRAL		0-0-0		0-0-0		0-0-0
8-2-2		3-1-1	0-0-0		CONFERENCE		4-1-1		1-0-0		0-0-0
4-0-1		0-0-1	0-0-0		HOME		3-0-0		1-0-0		0-0-0
2-2-1		1-1-0	0-0-0		AWAY		1-1-1		0-0-0		0-0-0
2-0-0		2-0-0	0-0-0		NEUTRAL		0-0-0		0-0-0		0-0-0
RPI S	Opponent	Score		RPI S	Opponent	Score		RPI S	Opponent	Score	
1 N	UCLA	2	3					51 A	Marquette	1	1
5 A	Georgetown	2	0					51 H	Rhode Island	5	1
8 A	Creighton	0	3					67 A	Seton Hall	3	0
8 N	Creighton	1	0					68 A	Butler	0	2
10 A	Michigan St.	3	2					79 A	Brown	3	2
11 H	Clemson	1	2					81 A	Quinnipiac	1	3
12 H	UC Irvine	1	0					84 H	St. John's (NY)	3	2
13 H	Xavier	0	0					85 H	Villanova	2	1
13 N	Xavier	2	1					85 H	Villanova	2	1
23 H	Dartmouth	3	0					87 H	Northeastern	3	1
				LAST 10 GAMES							
	1 N	UCLA	2	3		8 N	Creighton	1	0		
	10 A	Michigan St.	3	2		85 H	Villanova	2	1		
	12 H	UC Irvine	1	0		8 A	Creighton	0	3		
	23 H	Dartmouth	3	0		68 A	Butler	0	2		
	13 N	Xavier	2	1		129 H	DePaul	2	1		

Non-Div. I Games:

Providence

Average RPI Win:	71	WON-LOST RECORD	WINNING PCT. RANK	LAST 10 GAMES	STRENGTH OF SCHEDULE	OPP. STRENGTH OF SCHEDULE	TEAM RPI	ADJ RPI	CONF. RPI	ADJ CONF. RPI		
DIV. I ONLY		13-3-3	.76316	3	6-1-3	8	19	2	.64299	4	1	1
DIV. I NON-CONF.		7-2-0	.77778	14	1-1-0	19	103	8	.60715	10	1	1
<hr/>												
TOTALS	RPI 1-25	RPI 26-50		W-L RECORDS		RPI 51-100		RPI 101-150		RPI 150+		
13-3-3	4-3-3	1-0-0		OVERALL		5-0-0		2-0-0		1-0-0		
8-1-2	2-1-2	1-0-0		HOME		2-0-0		2-0-0		1-0-0		
5-2-1	2-2-1	0-0-0		AWAY		3-0-0		0-0-0		0-0-0		
0-0-0	0-0-0	0-0-0		NEUTRAL		0-0-0		0-0-0		0-0-0		
7-2-0	0-2-0	1-0-0		NON-CONFERENCE		3-0-0		2-0-0		1-0-0		
5-1-0	0-1-0	1-0-0		HOME		1-0-0		2-0-0		1-0-0		
2-1-0	0-1-0	0-0-		AWAY		2-0-0		0-0-0		0-0-0		
0-0-0	0-0-0	0-0-0		NEUTRAL		0-0-0		0-0-0		0-0-0		
6-1-3	4-1-3	0-0-0		CONFERENCE		2-0-0		0-0-0		0-0-0		
3-0-2	2-0-2	0-0-0		HOME		1-0-0		0-0-0		0-0-0		
3-1-1	2-1-1	0-0-0		AWAY		1-0-0		0-0-0		0-0-0		
0-0-0	0-0-0	0-0-0		NEUTRAL		0-0-0		0-0-0		0-0-0		
RPI	S	Opponent	Score	RPI	S	Opponent	Score	RPI	S	Opponent	Score	
1	A	UCLA	2 2	50	H	UC Santa Barbara	4 1	62	A	San Francisco	3 0	
1	H	UCLA	1 1					71	H	Delaware	2 1	
8	A	Creighton	0 2					82	A	San Diego St.	1 0	
12	H	UC Irvine	0 1					82	H	San Diego St.	2 0	
14	A	Washington	1 3					99	A	Omaha	2 1	
14	H	Washington	2 0									
18	A	California	3 2									
18	H	California	1 1									
24	A	Oregon St.	1 0									
24	H	Oregon St.	2 1									
<hr/>												
LAST 10 GAMES												
12	H	UC Irvine	0 1	1	A	UCLA	2 2					
18	A	California	3 2	62	A	San Francisco	3 0					
24	H	Oregon St.	2 1	18	H	California	1 1					
14	H	Washington	2 0	1	H	UCLA	1 1					
82	A	San Diego St.	1 0	82	H	San Diego St.	2 0					

Non-Div. I Games:

Stanford

Average RPI Win: 59		WON-LOST RECORD		WINNING PCT. RANK		LAST 10 GAMES		STRENGTH OF SCHEDULE		OPP. STRENGTH OF SCHEDULE		TEAM RPI		ADJ RPI		CONF. RPI		ADJ CONF. RPI	
DIV. I ONLY		14-4-5		.71739 11		7-2-1		9		6		6		.63984 5		3		3	
DIV. I NON-CONF.		7-1-4		.75 18		2-0-1		5		2		4		.6424 4		4		4	
TOTALS		RPI 1-25		RPI 26-50		W-L RECORDS		RPI 51-100		RPI 101-150		RPI 150+							
14-4-5		5-2-4		1-0-0		OVERALL		5-2-1		3-0-0		0-0-0							
8-2-3		3-1-2		0-0-0		HOME		3-1-1		2-0-0		0-0-0							
6-1-1		2-0-1		1-0-0		AWAY		2-1-0		1-0-0		0-0-0							
0-1-1		0-1-1		0-0-0		NEUTRAL		0-0-0		0-0-0		0-0-0							
7-1-4		3-0-4		1-0-0		NON-CONFERENCE		1-1-0		2-0-0		0-0-0							
5-1-2		2-0-2		0-0-0		HOME		1-1-0		2-0-0		0-0-0							
2-0-1		1-0-1		1-0-		AWAY		0-0-0		0-0-0		0-0-0							
0-0-1		0-0-1		0-0-0		NEUTRAL		0-0-0		0-0-0		0-0-0							
7-3-1		2-2-0		0-0-0		CONFERENCE		4-1-1		1-0-0		0-0-0							
3-1-1		1-1-0		0-0-0		HOME		2-0-1		0-0-0		0-0-0							
4-1-0		1-0-0		0-0-0		AWAY		2-1-0		1-0-0		0-0-0							
0-1-0		0-1-0		0-0-0		NEUTRAL		0-0-0		0-0-0		0-0-0							
RPI S	Opponent	Score		RPI S	Opponent	Score		RPI S	Opponent	Score		RPI S	Opponent	Score					
2 H	Virginia	1	1	42 A	Princeton	3	1	51 H	Marquette	0	0	103 H	William & Mary	1	0				
3 H	Providence	0	2					51 H	Marquette	2	1	129 A	DePaul	2	0				
6 N	Notre Dame	0	0					56 H	Harvard	2	0	137 H	Wisconsin	4	1				
8 A	Creighton	1	0					67 A	Seton Hall	0	1								
12 H	UC Irvine	1	1					68 A	Butler	2	0								
13 H	Xavier	1	0					84 H	St. John's (NY)	1	0								
13 N	Xavier	0	1					85 A	Villanova	2	1								
15 H	Syracuse	2	1					92 H	VCU	1	2								
16 A	Indiana	1	1																
19 A	Maryland	1	0																
20 H	Old Dominion	2	1																
LAST 10 GAMES																			
2 H	Virginia	1	1	85 A	Villanova	2	1												
15 H	Syracuse	2	1	84 H	St. John's (NY)	1	0												
20 H	Old Dominion	2	1	13 H	Xavier	1	0												
13 N	Xavier	0	1	8 A	Creighton	1	0												
51 H	Marquette	2	1	67 A	Seton Hall	0	1												

Non-Div. I Games:

Georgetown

Average RPI Win: 47		WON-LOST	WINNING	LAST 10	STRENGTH OF		OPP. STRENGTH	TEAM	ADJ	CONF.	ADJ CONF.
Average RPI Loss: 35		RECORD	PCT. RANK	GAMES	SCHEDULE		OF SCHEDULE	RPI	RPI	RPI	RPI
DIV. I ONLY		12-5-4	.66667	34	6-2-2		7	1	7	.63246	6
DIV. I NON-CONF.		5-3-2	.6	59	2-1-1		16	1	11	.60572	13
TOTALS		RPI 1-25	RPI 26-50		W-L RECORDS		RPI 51-100		RPI 101-150		RPI 150+
12-5-4		5-2-4	2-2-0		OVERALL		4-1-0		0-0-0		1-0-0
8-3-1		4-1-1	2-2-0		HOME		2-0-0		0-0-0		0-0-0
3-2-1		1-1-1	0-0-0		AWAY		1-1-0		0-0-0		1-0-0
1-0-2		0-0-2	0-0-0		NEUTRAL		1-0-0		0-0-0		0-0-0
5-3-2		1-1-2	2-1-0		NON-CONFERENCE		2-1-0		0-0-0		0-0-0
4-1-1		1-0-1	2-1-0		HOME		1-0-0		0-0-0		0-0-0
0-2-0		0-1-0	0-0-		AWAY		0-1-0		0-0-0		0-0-0
1-0-1		0-0-1	0-0-0		NEUTRAL		1-0-0		0-0-0		0-0-0
7-2-2		4-1-2	0-1-0		CONFERENCE		2-0-0		0-0-0		1-0-0
4-2-0		3-1-0	0-1-0		HOME		1-0-0		0-0-0		0-0-0
3-0-1		1-0-1	0-0-0		AWAY		1-0-0		0-0-0		1-0-0
0-0-1		0-0-1	0-0-0		NEUTRAL		0-0-0		0-0-0		0-0-0
RPI S	Opponent	Score		RPI S	Opponent	Score		RPI S	Opponent	Score	
2 A	Virginia	1	1	32 H	Ohio St.	2	1	51 N	Marquette	2	1
2 H	Virginia	0	1	33 H	Northwestern	1	0	53 A	Duke	4	1
2 H	Virginia	3	0	41 H	Kentucky	0	1	73 A	Michigan	2	3
5 N	Georgetown	0	0	44 H	Boston College	0	1	77 H	Virginia Tech	3	1
7 H	North Carolina	2	0					92 H	VCU	1	0
10 H	Michigan St.	1	1								
11 N	Clemson	1	1								
15 A	Syracuse	1	0								
16 A	Indiana	0	1								
17 H	Louisville	3	2								
23 H	Dartmouth	4	1								
				LAST 10 GAMES							
	2 H	Virginia	0	1		10 H	Michigan St.	1	1		
	32 H	Ohio St.	2	1		77 H	Virginia Tech	3	1		
	11 N	Clemson	1	1		16 A	Indiana	0	1		
	2 H	Virginia	3	0		53 A	Duke	4	1		
	163 A	Pittsburgh	4	1		33 H	Northwestern	1	0		

Non-Div. I Games:

Notre Dame

Average RPI Win:		81	WON-LOST RECORD		WINNING PCT. RANK	LAST 10 GAMES		STRENGTH OF SCHEDULE		OPP. STRENGTH OF SCHEDULE	TEAM RPI	ADJ RPI	CONF. RPI	ADJ CONF. RPI			
Average RPI Loss:		21	15-5-2		.72727	9	7-1-2	22	8	9	.63203	7	2	2			
DIV. I ONLY			9-2-1		.79167	12	4-0-1	27	22	10	.61929	8	3	3			
DIV. I NON-CONF.																	
TOTALS		RPI 1-25		RPI 26-50		W-L RECORDS		RPI 51-100		RPI 101-150		RPI 150+					
15-5-2		5-3-2		1-1-0		OVERALL		4-1-0		1-0-0		4-0-0					
8-2-1		2-2-1		0-0-0		HOME		2-0-0		0-0-0		4-0-0					
7-3-1		3-1-1		1-1-0		AWAY		2-1-0		1-0-0		0-0-0					
0-0-0		0-0-0		0-0-0		NEUTRAL		0-0-0		0-0-0		0-0-0					
9-2-1		3-1-1		0-1-0		NON-CONFERENCE		2-0-0		1-0-0		3-0-0					
5-1-0		1-1-0		0-0-0		HOME		1-0-0		0-0-0		3-0-0					
4-1-1		2-0-1		0-0-		AWAY		1-0-0		1-0-0		0-0-0					
0-0-0		0-0-0		0-0-0		NEUTRAL		0-0-0		0-0-0		0-0-0					
6-3-1		2-2-1		1-0-0		CONFERENCE		2-1-0		0-0-0		1-0-0					
3-1-1		1-1-1		0-0-0		HOME		1-0-0		0-0-0		1-0-0					
3-2-0		1-1-0		1-0-0		AWAY		1-1-0		0-0-0		0-0-0					
0-0-0		0-0-0		0-0-0		NEUTRAL		0-0-0		0-0-0		0-0-0					
RPI	S	Opponent		Score		RPI	S	Opponent		Score		RPI	S	Opponent		Score	
1	A	UCLA		3	3	27	A	UNCW		3	4	53	A	Duke		1	2
1	H	UCLA		0	1	44	A	Boston College		2	0	69	H	James Madison		6	0
2	H	Virginia		1	1							77	H	Virginia Tech		5	0
6	A	Notre Dame		0	2							89	A	North Carolina St.		1	0
9	A	Charlotte		2	1							92	A	VCU		1	0
11	A	Clemson		2	1												
11	H	Clemson		3	2												
17	H	Louisville		0	1												
18	H	California		3	1												
20	A	Old Dominion		1	0												
LAST 10 GAMES																	
1	A	UCLA		3	3	2	H	Virginia		1	1						
11	A	Clemson		2	1	177	H	Ga. Southern		6	2						
9	A	Charlotte		2	1	44	A	Boston College		2	0						
69	H	James Madison		6	0	89	A	North Carolina St.		1	0						
17	H	Louisville		0	1	172	H	Georgia St.		4	0						

Non-Div. I Games:

North Carolina

Average RPI Win:	84	WON-LOST	WINNING	LAST 10	STRENGTH OF	OPP. STRENGTH	TEAM	ADJ	CONF.	ADJ CONF.		
Average RPI Loss:	10	RECORD	PCT. RANK	GAMES	SCHEDULE	OF SCHEDULE	RPI	RPI	RPI	RPI		
DIV. I ONLY		16-3-3	.79545	1	6-2-2	17	17	5	.62632	8	3	3
DIV. I NON-CONF.		8-1-2	.81818	6	1-0-1	34	42	9	.60662	12	4	4
<hr/>												
TOTALS	RPI 1-25	RPI 26-50		W-L RECORDS		RPI 51-100		RPI 101-150		RPI 150+		
16-3-3	4-3-1	0-0-2		OVERALL		5-0-0		5-0-0		2-0-0		
12-2-1	4-2-0	0-0-1		HOME		3-0-0		4-0-0		1-0-0		
4-0-2	0-0-1	0-0-1		AWAY		2-0-0		1-0-0		1-0-0		
0-1-0	0-1-0	0-0-0		NEUTRAL		0-0-0		0-0-0		0-0-0		
8-1-2	2-1-0	0-0-2		NON-CONFERENCE		0-0-0		4-0-0		2-0-0		
7-1-1	2-1-0	0-0-1		HOME		0-0-0		4-0-0		1-0-0		
1-0-1	0-0-0	0-1-		AWAY		0-0-0		0-0-0		1-0-0		
0-0-0	0-0-0	0-0-0		NEUTRAL		0-0-0		0-0-0		0-0-0		
8-2-1	2-2-1	0-0-0		CONFERENCE		5-0-0		1-0-0		0-0-0		
5-1-0	2-1-0	0-0-0		HOME		3-0-0		0-0-0		0-0-0		
3-0-1	0-0-1	0-0-0		AWAY		2-0-0		1-0-0		0-0-0		
0-1-0	0-1-0	0-0-0		NEUTRAL		0-0-0		0-0-0		0-0-0		
RPI S	Opponent	Score	RPI S	Opponent	Score	RPI S	Opponent	Score	RPI S	Opponent	Score	
3 H	Providence	3 0	28 H	UMBC	0 0	51 H	Marquette	2 0	102 H	Santa Clara	1 0	
3 N	Providence	0 1	40 A	Tulsa	1 1	67 H	Seton Hall	3 2	117 H	Western Ill.	1 0	
4 H	Stanford	2 0				68 H	Butler	2 1	126 H	Ill.-Chicago	3 1	
5 H	Georgetown	0 1				84 A	St. John's (NY)	1 0	127 H	UMKC	2 0	
13 A	Xavier	1 1				85 A	Villanova	1 0	129 A	DePaul	2 1	
13 H	Xavier	2 1							165 H	Cincinnati	3 0	
22 H	Saint Louis	0 1							171 A	Drake	1 0	
24 H	Oregon St.	1 0										
<hr/>												
LAST 10 GAMES												
28 H	UMBC	0 0	129 A	DePaul	2 1							
13 H	Xavier	2 1	51 H	Marquette	2 0							
24 H	Oregon St.	1 0	5 H	Georgetown	0 1							
3 N	Providence	0 1	13 A	Xavier	1 1							
3 H	Providence	3 0	84 A	St. John's (NY)	1 0							

Non-Div. I Games:

Creighton

Average RPI Win:	81	WON-LOST RECORD	WINNING PCT. RANK	LAST 10 GAMES	STRENGTH OF SCHEDULE	OPP. STRENGTH OF SCHEDULE	TEAM RPI	ADJ RPI	CONF. RPI	ADJ CONF. RPI						
DIV. I ONLY		14-4-1	.76316	3	6-3-1	30	39	10	.61964	9	5	5				
DIV. I NON-CONF.		8-2-0	.8	8	2-1-0	23	39	7	.62999	6	5	6				
<hr/>																
TOTALS	RPI 1-25	RPI 26-50		W-L RECORDS		RPI 51-100		RPI 101-150		RPI 150+						
14-4-1	1-4-0	6-0-0		OVERALL		1-0-0		3-0-0		3-0-1						
7-2-0	0-2-0	3-0-0		HOME		0-0-0		3-0-0		1-0-0						
7-2-1	1-2-0	3-0-0		AWAY		1-0-0		0-0-0		2-0-1						
0-0-0	0-0-0	0-0-0		NEUTRAL		0-0-0		0-0-0		0-0-0						
8-2-0	1-2-0	3-0-0		NON-CONFERENCE		0-0-0		2-0-0		2-0-0						
3-2-0	0-2-0	1-0-0		HOME		0-0-0		2-0-0		0-0-0						
5-0-0	1-0-0	2-0-		AWAY		0-0-0		0-0-0		2-0-0						
0-0-0	0-0-0	0-0-0		NEUTRAL		0-0-0		0-0-0		0-0-0						
6-2-1	0-2-0	3-0-0		CONFERENCE		1-0-0		1-0-0		1-0-1						
4-0-0	0-0-0	2-0-0		HOME		0-0-0		1-0-0		1-0-0						
2-2-1	0-2-0	1-0-0		AWAY		1-0-0		0-0-0		0-0-1						
0-0-0	0-0-0	0-0-0		NEUTRAL		0-0-0		0-0-0		0-0-0						
RPI	S	Opponent	Score		RPI	S	Opponent	Score		RPI	S	Opponent	Score			
7	H	North Carolina	1	2	29	A	Wake Forest	1	0	54	A	South Carolina	3	0		
11	A	Clemson	1	0	30	H	UAB	1	0			103	H	William & Mary	3	1
20	A	Old Dominion	1	2	35	H	New Mexico	2	0			110	H	Wofford	3	2
20	A	Old Dominion	1	2	39	A	Winthrop	3	0			121	H	FIU	4	3
21	H	Coastal Caro.	1	2	41	A	Kentucky	2	1			153	A	UNC Greensboro	2	0
					46	H	Radford	2	1			155	A	Marshall	0	0
												167	A	Campbell	6	1
												191	H	Fla. Atlantic	4	1
<hr/>																
LAST 10 GAMES																
7	H	North Carolina	1	2	30	H	UAB	1	0							
20	A	Old Dominion	1	2	155	A	Marshall	0	0							
41	A	Kentucky	2	1	20	A	Old Dominion	1	2							
191	H	Fla. Atlantic	4	1	121	H	FIU	4	3							
29	A	Wake Forest	1	0	11	A	Clemson	1	0							

Non-Div. I Games:

Charlotte

Average RPI Win: 69		WON-LOST RECORD		WINNING PCT. RANK		LAST 10 GAMES		STRENGTH OF SCHEDULE		OPP. STRENGTH OF SCHEDULE		TEAM RPI		ADJ RPI		CONF. RPI		ADJ CONF. RPI					
DIV. I ONLY		12-5-6		.65217		44		3-3-4		10		31		15		.61908		10		4		4	
DIV. I NON-CONF.		7-3-3		.65385		40		1-2-2		9		62		17		.59164		17		2		2	
TOTALS		RPI 1-25		RPI 26-50		W-L RECORDS		RPI 51-100		RPI 101-150		RPI 150+											
12-5-6		4-1-3		1-1-1		OVERALL		4-3-0		3-0-2		0-0-0											
7-3-3		0-1-1		1-0-1		HOME		3-2-0		3-0-1		0-0-0											
5-2-3		4-0-2		0-1-0		AWAY		1-1-0		0-0-1		0-0-0											
0-0-0		0-0-0		0-0-0		NEUTRAL		0-0-0		0-0-0		0-0-0											
7-3-3		0-1-2		1-0-0		NON-CONFERENCE		4-2-0		2-0-1		0-0-0											
6-2-1		0-1-1		1-0-0		HOME		3-1-0		2-0-0		0-0-0											
1-1-2		0-0-1		0-0-		AWAY		1-1-0		0-0-1		0-0-0											
0-0-0		0-0-0		0-0-0		NEUTRAL		0-0-0		0-0-0		0-0-0											
5-2-3		4-0-1		0-1-1		CONFERENCE		0-1-0		1-0-1		0-0-0											
1-1-2		0-0-0		0-0-1		HOME		0-1-0		1-0-1		0-0-0											
4-1-1		4-0-1		0-1-0		AWAY		0-0-0		0-0-0		0-0-0											
0-0-0		0-0-0		0-0-0		NEUTRAL		0-0-0		0-0-0		0-0-0											
RPI	S	Opponent		Score		RPI	S	Opponent		Score		RPI	S	Opponent		Score							
3	H	Providence		2	3	26	H	Akron		1	0	64	A	Bowling Green		1	0						
6	A	Notre Dame		1	1	32	A	Ohio St.		2	3	72	A	Oakland		0	2						
14	H	Washington		2	2	33	H	Northwestern		1	1	72	H	Oakland		1	0						
16	A	Indiana		3	2							73	H	Michigan		2	3						
19	A	Maryland		0	0							90	H	SMU		1	0						
19	A	Maryland		1	0							93	H	Valparaiso		0	1						
25	A	Penn St.		1	0							100	H	Western Mich.		4	0						
25	A	Penn St.		2	0																		
LAST 10 GAMES																							
3	H	Providence		2	3	16	A	Indiana		3	2												
14	H	Washington		2	2	73	H	Michigan		2	3												
72	H	Oakland		1	0	6	A	Notre Dame		1	1												
19	A	Maryland		0	0	33	H	Northwestern		1	1												
25	A	Penn St.		1	0	72	A	Oakland		0	2												

Non-Div. I Games:

Michigan St.

Average RPI Win:	57	WON-LOST RECORD	WINNING PCT. RANK	LAST 10 GAMES	STRENGTH OF SCHEDULE	OPP. STRENGTH OF SCHEDULE	TEAM RPI	ADJ RPI	CONF. RPI	ADJ CONF. RPI		
Average RPI Loss:	27											
DIV. I ONLY		12-7-3	.61364	60	6-1-3	4	7	13	.61761	11	2	2
DIV. I NON-CONF.		6-4-0	.6	59	3-0-0	14	18	19	.59127	18	3	3

TOTALS	RPI 1-25	RPI 26-50		W-L RECORDS		RPI 51-100		RPI 101-150		RPI 150+		
12-7-3	5-5-2	4-0-1		OVERALL		1-2-0		0-0-0		2-0-0		
8-3-1	3-3-0	3-0-1		HOME		1-0-0		0-0-0		1-0-0		
3-3-1	1-1-1	1-0-0		AWAY		0-2-0		0-0-0		1-0-0		
1-1-1	1-1-1	0-0-0		NEUTRAL		0-0-0		0-0-0		0-0-0		
6-4-0	3-2-0	2-0-0		NON-CONFERENCE		0-2-0		0-0-0		1-0-0		
5-1-0	2-1-0	2-0-0		HOME		0-0-0		0-0-0		1-0-0		
1-2-0	1-0-0	0-0-		AWAY		0-2-0		0-0-0		0-0-0		
0-1-0	0-1-0	0-0-0		NEUTRAL		0-0-0		0-0-0		0-0-0		
6-3-3	2-3-2	2-0-1		CONFERENCE		1-0-0		0-0-0		1-0-0		
3-2-1	1-2-0	1-0-1		HOME		1-0-0		0-0-0		0-0-0		
2-1-1	0-1-1	1-0-0		AWAY		0-0-0		0-0-0		1-0-0		
1-0-1	1-0-1	0-0-0		NEUTRAL		0-0-0		0-0-0		0-0-0		
RPI S	Opponent	Score	RPI S	Opponent	Score	RPI S	Opponent	Score	RPI S	Opponent	Score	
2 H	Virginia	2 1	29 H	Wake Forest	3 1	54 A	South Carolina	1 2	163 A	Pittsburgh	2 0	
3 A	Providence	2 1	29 H	Wake Forest	1 1	82 A	San Diego St.	1 2	200 H	Gardner-Webb	6 0	
6 N	Notre Dame	1 1	44 A	Boston College	2 0	89 H	North Carolina St.	2 0				
7 A	North Carolina	2 3	46 H	Radford	1 0							
7 H	North Carolina	1 2	48 H	South Fla.	3 0							
9 H	Charlotte	0 1										
12 N	UC Irvine	1 2										
15 H	Syracuse	0 1										
17 A	Louisville	0 0										
17 N	Louisville	2 1										
21 H	Coastal Caro.	2 1										
21 H	Coastal Caro.	2 1										

LAST 10 GAMES												
7 H	North Carolina	1 2	89 H	North Carolina St.	2 0							
21 H	Coastal Caro.	2 1	48 H	South Fla.	3 0							
17 N	Louisville	2 1	17 A	Louisville	0 0							
6 N	Notre Dame	1 1	21 H	Coastal Caro.	2 1							
29 H	Wake Forest	1 1	2 H	Virginia	2 1							

Non-Div. I Games:

Clemson

Average RPI Win:		73	WON-LOST RECORD		WINNING PCT. RANK		LAST 10 GAMES		STRENGTH OF SCHEDULE		OPP. STRENGTH OF SCHEDULE		TEAM RPI		ADJ RPI		CONF. RPI		ADJ CONF. RPI					
DIV. I ONLY			16-6-3		.7		16		5-4-1		26		36		14		.61727		12		6		6	
DIV. I NON-CONF.			10-1-1		.875		2		2-1-0		2		28		3		.65575		2		6		5	
TOTALS		RPI 1-25		RPI 26-50		W-L RECORDS		RPI 51-100		RPI 101-150		RPI 150+												
16-6-3		2-1-1		3-1-0		OVERALL		8-4-1		2-0-1		1-0-0												
7-2-1		0-0-0		1-0-0		HOME		3-2-1		2-0-0		1-0-0												
6-4-2		1-1-1		2-1-0		AWAY		3-2-0		0-0-1		0-0-0												
3-0-0		1-0-0		0-0-0		NEUTRAL		2-0-0		0-0-0		0-0-0												
10-1-1		2-1-1		2-0-0		NON-CONFERENCE		5-0-0		0-0-0		1-0-0												
3-0-0		0-0-0		1-0-0		HOME		1-0-0		0-0-0		1-0-0												
4-1-1		1-1-1		1-0-		AWAY		2-0-0		0-0-0		0-0-0												
3-0-0		1-0-0		0-0-0		NEUTRAL		2-0-0		0-0-0		0-0-0												
6-5-2		0-0-0		1-1-0		CONFERENCE		3-4-1		2-0-1		0-0-0												
4-2-1		0-0-0		0-0-0		HOME		2-2-1		2-0-0		0-0-0												
2-3-1		0-0-0		1-1-0		AWAY		1-2-0		0-0-1		0-0-0												
0-0-0		0-0-0		0-0-0		NEUTRAL		0-0-0		0-0-0		0-0-0												
RPI	S	Opponent		Score		RPI	S	Opponent		Score		RPI	S	Opponent		Score								
3	A	Providence		0	1	36	A	West Virginia		3	2	55	A	CSUN		0	2	120	A	Cal Poly		1	1	
4	A	Stanford		1	0	47	H	San Diego		1	0	55	H	CSUN		0	3	136	H	Sacramento St.		2	0	
5	A	Georgetown		1	1	50	A	UC Santa Barbara		0	1	58	A	Loyola Marymount		3	2	136	H	Sacramento St.		2	0	
11	N	Clemson		2	1	50	A	UC Santa Barbara		3	2	59	A	Cal St. Fullerton		1	0	198	H	Pacific		3	0	
												59	H	Cal St. Fullerton		1	0							
												59	H	Cal St. Fullerton		0	0							
												61	A	UNLV		4	2							
												61	H	UNLV		3	0							
												69	H	UC Davis		1	0							
												91	N	Denver		2	1							
												95	N	Utah Valley		2	1							
												98	A	UC Riverside		1	2							
												98	H	UC Riverside		0	2							
LAST 10 GAMES																								
						3	A	Providence		0	1	136	H	Sacramento St.		2	0							
						4	A	Stanford		1	0	98	H	UC Riverside		0	2							
						61	H	UNLV		3	0	55	A	CSUN		0	2							
						59	H	Cal St. Fullerton		0	0	59	A	Cal St. Fullerton		1	0							
						50	A	UC Santa Barbara		3	2	55	H	CSUN		0	3							

Non-Div. I Games:

UC Irvine

Average RPI Win:	82	WON-LOST RECORD	WINNING PCT. RANK	LAST 10 GAMES	STRENGTH OF SCHEDULE	OPP. STRENGTH OF SCHEDULE	TEAM RPI	ADJ RPI	CONF. RPI	ADJ CONF. RPI		
DIV. I ONLY		15-6-2	.69565	19	6-3-1	16	24	11	.61513	13	3	3
DIV. I NON-CONF.		8-3-0	.72727	21	2-0-0	52	108	30	.5697	32	4	4
<hr/>												
TOTALS	RPI 1-25	RPI 26-50		W-L RECORDS		RPI 51-100		RPI 101-150		RPI 150+		
15-6-2	2-3-2	0-1-0		OVERALL		9-1-0		2-1-0		2-0-0		
9-1-1	0-0-1	0-0-0		HOME		6-1-0		1-0-0		2-0-0		
5-4-1	1-2-1	0-1-0		AWAY		3-0-0		1-1-0		0-0-0		
1-1-0	1-1-0	0-0-0		NEUTRAL		0-0-0		0-0-0		0-0-0		
8-3-0	1-0-0	0-1-0		NON-CONFERENCE		4-1-0		1-1-0		2-0-0		
5-1-0	0-0-0	0-0-0		HOME		3-1-0		0-0-0		2-0-0		
3-2-0	1-0-0	0-0-		AWAY		1-0-0		1-1-0		0-0-0		
0-0-0	0-0-0	0-0-0		NEUTRAL		0-0-0		0-0-0		0-0-0		
7-3-2	1-3-2	0-0-0		CONFERENCE		5-0-0		1-0-0		0-0-0		
4-0-1	0-0-1	0-0-0		HOME		3-0-0		1-0-0		0-0-0		
2-2-1	0-2-1	0-0-0		AWAY		2-0-0		0-0-0		0-0-0		
1-1-0	1-1-0	0-0-0		NEUTRAL		0-0-0		0-0-0		0-0-0		
RPI S	Opponent	Score		RPI S	Opponent	Score		RPI S	Opponent	Score		
3 A	Providence	0	0	41 A	Kentucky	0	1	51 A	Marquette	1	0	
3 N	Providence	1	2					58 H	Loyola Marymount	2	0	
5 A	Georgetown	0	1					60 H	Cornell	1	0	
5 N	Georgetown	1	0					66 H	Monmouth	2	1	
8 A	Creighton	1	2					67 A	Seton Hall	3	1	
8 H	Creighton	1	1					68 H	Butler	2	0	
16 A	Indiana	2	1					78 A	Bucknell	1	0	
								84 H	St. John's (NY)	1	0	
								85 H	Villanova	3	0	
								97 H	Lipscomb	2	3	
<hr/>												
LAST 10 GAMES												
8 A	Creighton	1	2	68 H	Butler	2	0					
16 A	Indiana	2	1	85 H	Villanova	3	0					
66 H	Monmouth	2	1	5 A	Georgetown	0	1					
3 N	Providence	1	2	51 A	Marquette	1	0					
5 N	Georgetown	1	0	8 H	Creighton	1	1					

Non-Div. I Games:

Xavier

Average RPI Win: 75		WON-LOST	WINNING	LAST 10	STRENGTH OF		OPP. STRENGTH	TEAM	ADJ	CONF.	ADJ CONF.
Average RPI Loss: 19		RECORD	PCT. RANK	GAMES	SCHEDULE		OF SCHEDULE	RPI	RPI	RPI	RPI
DIV. I ONLY		12-5-3	.675	25	3-4-3		12	12	12	.61132	14
DIV. I NON-CONF.		7-1-2	.8	8	0-0-2		36	80	29	.57704	24
TOTALS		RPI 1-25	RPI 26-50		W-L RECORDS		RPI 51-100		RPI 101-150		RPI 150+
12-5-3		3-4-2	2-0-1		OVERALL		3-1-0		3-0-0		1-0-0
6-3-1		2-2-0	1-0-1		HOME		2-1-0		1-0-0		0-0-0
6-2-2		1-2-2	1-0-0		AWAY		1-0-0		2-0-0		1-0-0
0-0-0		0-0-0	0-0-0		NEUTRAL		0-0-0		0-0-0		0-0-0
7-1-2		0-0-1	2-0-1		NON-CONFERENCE		1-1-0		3-0-0		1-0-0
3-1-1		0-0-0	1-0-1		HOME		1-1-0		1-0-0		0-0-0
4-0-1		0-0-1	1-0-		AWAY		0-0-0		2-0-0		1-0-0
0-0-0		0-0-0	0-0-0		NEUTRAL		0-0-0		0-0-0		0-0-0
5-4-1		3-4-1	0-0-0		CONFERENCE		2-0-0		0-0-0		0-0-0
3-2-0		2-2-0	0-0-0		HOME		1-0-0		0-0-0		0-0-0
2-2-1		1-2-1	0-0-0		AWAY		1-0-0		0-0-0		0-0-0
0-0-0		0-0-0	0-0-0		NEUTRAL		0-0-0		0-0-0		0-0-0
RPI S	Opponent	Score	RPI S	Opponent	Score	RPI S	Opponent	Score	RPI S	Opponent	Score
1 A	UCLA	1 2	43 H	Furman	0 0	63 H	UConn	3 1	112 H	Penn	3 1
1 H	UCLA	1 2	48 A	South Fla.	2 1	65 H	St. Mary's (CA)	1 2	119 A	FGCU	1 0
4 A	Stanford	0 2	49 H	Seattle	4 1	82 A	San Diego St.	3 2	141 A	Gonzaga	4 0
4 H	Stanford	3 1				82 H	San Diego St.	1 0	168 A	Portland	2 1
10 A	Michigan St.	2 2									
18 A	California	3 2									
18 H	California	3 2									
24 A	Oregon St.	1 1									
24 H	Oregon St.	0 2									
LAST 10 GAMES											
10 A	Michigan St.	2 2	82 H	San Diego St.	1 0						
43 H	Furman	0 0	1 H	UCLA	1 2						
24 H	Oregon St.	0 2	82 A	San Diego St.	3 2						
18 A	California	3 2	1 A	UCLA	1 2						
4 A	Stanford	0 2	24 A	Oregon St.	1 1						

Non-Div. I Games:

Washington

Average RPI Win: 75		WON-LOST	WINNING	LAST 10	STRENGTH OF	OPP. STRENGTH	TEAM	ADJ	CONF.	ADJ CONF.							
Average RPI Loss: 11		RECORD	PCT. RANK	GAMES	SCHEDULE	OF SCHEDULE	RPI	RPI	RPI	RPI							
DIV. I ONLY		16-4-1	.78571	2	6-3-1	43	13	8	.61051	15	2	2					
DIV. I NON-CONF.		10-1-0	.90909	1	3-1-0	80	51	20	.58456	23	3	3					
<hr/>																	
TOTALS		RPI 1-25		RPI 26-50		W-L RECORDS		RPI 51-100		RPI 101-150		RPI 150+					
16-4-1		3-4-0		2-0-0		OVERALL		7-0-1		1-0-0		3-0-0					
10-1-0		2-1-0		2-0-0		HOME		4-0-0		0-0-0		2-0-0					
6-2-1		1-2-0		0-0-0		AWAY		3-0-1		1-0-0		1-0-0					
0-1-0		0-1-0		0-0-0		NEUTRAL		0-0-0		0-0-0		0-0-0					
10-1-0		1-1-0		0-0-0		NON-CONFERENCE		5-0-0		1-0-0		3-0-0					
6-0-0		1-0-0		0-0-0		HOME		3-0-0		0-0-0		2-0-0					
4-1-0		0-1-0		0-0-		AWAY		2-0-0		1-0-0		1-0-0					
0-0-0		0-0-0		0-0-0		NEUTRAL		0-0-0		0-0-0		0-0-0					
6-3-1		2-3-0		2-0-0		CONFERENCE		2-0-1		0-0-0		0-0-0					
4-1-0		1-1-0		2-0-0		HOME		1-0-0		0-0-0		0-0-0					
2-1-1		1-1-0		0-0-0		AWAY		1-0-1		0-0-0		0-0-0					
0-1-0		0-1-0		0-0-0		NEUTRAL		0-0-0		0-0-0		0-0-0					
RPI	S	Opponent		Score		RPI	S	Opponent		Score		RPI	S	Opponent		Score	
2	H	Virginia		1 0		29	H	Wake Forest		3 1		53	H	Duke		2 0	
5	A	Georgetown		1 2		44	H	Boston College		2 1		60	H	Cornell		3 0	
6	H	Notre Dame		0 1								63	A	UConn		4 0	
11	A	Clemson		1 0								65	H	St. Mary's (CA)		3 0	
17	A	Louisville		1 2								77	A	Virginia Tech		1 0	
17	N	Louisville		1 2								78	H	Bucknell		4 1	
25	H	Penn St.		2 1								84	A	St. John's (NY)		1 0	
												89	A	North Carolina St.		0 0	
<hr/>																	
LAST 10 GAMES																	
5	A	Georgetown				1	2	89	A	North Carolina St.				0	0		
25	H	Penn St.				2	1	78	H	Bucknell				4	1		
17	N	Louisville				1	2	17	A	Louisville				1	2		
53	H	Duke				2	0	63	A	UConn				4	0		
44	H	Boston College				2	1	29	H	Wake Forest				3	1		

Non-Div. I Games:

Syracuse

Average RPI Win:	61	WON-LOST RECORD		WINNING PCT. RANK		LAST 10 GAMES		STRENGTH OF SCHEDULE		OPP. STRENGTH OF SCHEDULE		TEAM RPI		ADJ RPI		CONF. RPI		ADJ CONF. RPI					
DIV. I ONLY		12-5-5		.65909	39	4-4-2		18		9		17		.60714	16	4		4					
DIV. I NON-CONF.		8-1-2		.81818	6	2-1-0		20		4		13		.60681	11	2		2					
<hr/>																							
TOTALS		RPI 1-25		RPI 26-50		W-L RECORDS		RPI 51-100		RPI 101-150		RPI 150+											
12-5-5		4-5-1		3-0-2		OVERALL		2-0-1		2-0-1		1-0-0											
4-4-3		2-4-1		0-0-1		HOME		1-0-1		0-0-0		1-0-0											
5-1-2		1-1-0		1-0-1		AWAY		1-0-0		2-0-1		0-0-0											
3-0-0		1-0-0		2-0-0		NEUTRAL		0-0-0		0-0-0		0-0-0											
8-1-2		4-1-1		1-0-0		NON-CONFERENCE		1-0-1		1-0-0		1-0-0											
4-1-2		2-1-1		0-0-0		HOME		1-0-1		0-0-0		1-0-0											
2-0-0		1-0-0		0-0-		AWAY		0-0-0		1-0-0		0-0-0											
2-0-0		1-0-0		1-0-0		NEUTRAL		0-0-0		0-0-0		0-0-0											
4-4-3		0-4-0		2-0-2		CONFERENCE		1-0-0		1-0-1		0-0-0											
0-3-1		0-3-0		0-0-1		HOME		0-0-0		0-0-0		0-0-0											
3-1-2		0-1-0		1-0-1		AWAY		1-0-0		1-0-1		0-0-0											
1-0-0		0-0-0		1-0-0		NEUTRAL		0-0-0		0-0-0		0-0-0											
RPI	S	Opponent		Score		RPI	S	Opponent		Score		RPI	S	Opponent		Score		RPI	S	Opponent		Score	
5	H	Georgetown		1	1	32	A	Ohio St.		2	1	51	H	Marquette		1	0	107	A	Rutgers		2	1
6	H	Notre Dame		1	0	32	N	Ohio St.		2	1	68	H	Butler		0	0	137	A	Wisconsin		2	2
10	H	Michigan St.		2	3	33	A	Northwestern		1	1	73	A	Michigan		3	1	144	A	Evansville		2	0
13	H	Xavier		1	2	33	H	Northwestern		1	1							184	H	UCF		4	2
17	A	Louisville		3	0	41	N	Kentucky		1	0												
19	A	Maryland		1	2																		
19	H	Maryland		1	2																		
22	H	Saint Louis		3	1																		
23	N	Dartmouth		1	0																		
25	H	Penn St.		0	1																		
<hr/>																							
LAST 10 GAMES																							
13	H	Xavier		1	2	137	A	Wisconsin		2	2												
19	A	Maryland		1	2	144	A	Evansville		2	0												
32	N	Ohio St.		2	1	73	A	Michigan		3	1												
33	A	Northwestern		1	1	6	H	Notre Dame		1	0												
10	H	Michigan St.		2	3	19	H	Maryland		1	2												

Non-Div. I Games:

Indiana

Average RPI Win: 58		WON-LOST	WINNING	LAST 10	STRENGTH OF	OPP. STRENGTH	TEAM	ADJ	CONF.	ADJ CONF.							
Average RPI Loss: 29		RECORD	PCT. RANK	GAMES	SCHEDULE	OF SCHEDULE	RPI	RPI	RPI	RPI							
DIV. I ONLY		11-8-3	.56818	80	5-3-2	6	20	19	.59997	17	2	2					
DIV. I NON-CONF.		5-4-2	.54545	95	2-1-1	15	31	28	.57343	28	3	3					
<hr/>																	
TOTALS		RPI 1-25		RPI 26-50		W-L RECORDS		RPI 51-100		RPI 101-150		RPI 150+					
11-8-3		5-4-1		2-3-0		OVERALL		1-1-1		2-0-1		1-0-0					
7-3-3		3-1-1		0-2-0		HOME		1-0-1		2-0-1		1-0-0					
3-4-0		1-2-0		2-1-0		AWAY		0-1-0		0-0-0		0-0-0					
1-1-0		1-1-0		0-0-0		NEUTRAL		0-0-0		0-0-0		0-0-0					
5-4-2		2-2-0		1-2-0		NON-CONFERENCE		0-0-1		2-0-1		0-0-0					
4-3-2		2-1-0		0-2-0		HOME		0-0-1		2-0-1		0-0-0					
1-1-0		0-1-0		1-0-		AWAY		0-0-0		0-0-0		0-0-0					
0-0-0		0-0-0		0-0-0		NEUTRAL		0-0-0		0-0-0		0-0-0					
6-4-1		3-2-1		1-1-0		CONFERENCE		1-1-0		0-0-0		1-0-0					
3-0-1		1-0-1		0-0-0		HOME		1-0-0		0-0-0		1-0-0					
2-3-0		1-1-0		1-1-0		AWAY		0-1-0		0-0-0		0-0-0					
1-1-0		1-1-0		0-0-0		NEUTRAL		0-0-0		0-0-0		0-0-0					
RPI	S	Opponent		Score		RPI	S	Opponent		Score		RPI	S	Opponent		Score	
6	A	Notre Dame		2	3	28	H	UMBC		0	1	53	H	Duke		5	0
7	A	North Carolina		1	0	29	A	Wake Forest		0	1	60	H	Cornell		0	0
11	H	Clemson		0	0	32	H	Ohio St.		0	1	89	A	North Carolina St.		1	2
11	N	Clemson		1	2	41	A	Kentucky		2	1						
15	H	Syracuse		2	1	44	A	Boston College		3	2						
15	N	Syracuse		2	1												
16	H	Indiana		0	3												
19	H	Maryland		1	0												
22	A	Saint Louis		0	1												
22	H	Saint Louis		2	1												
<hr/>																	
LAST 10 GAMES																	
28	H	UMBC		0	1	29	A	Wake Forest		0	1	108	H	SIUE		0	0
22	H	Saint Louis		2	1	108	H	SIUE		0	0	11	H	Clemson		0	0
11	N	Clemson		1	2	11	H	Clemson		0	0	144	H	Evansville		3	0
15	N	Syracuse		2	1	144	H	Evansville		3	0	163	H	Pittsburgh		4	1
7	A	North Carolina		1	0	15	H	Syracuse		2	1						

Non-Div. I Games:

Louisville

Average RPI Win:	80	WON-LOST RECORD	WINNING PCT. RANK	LAST 10 GAMES	STRENGTH OF SCHEDULE	OPP. STRENGTH OF SCHEDULE	TEAM RPI	ADJ RPI	CONF. RPI	ADJ CONF. RPI		
DIV. I ONLY		11-7-1	.60526	63	5-4-1	14	3	18	.59642	18	1	1
DIV. I NON-CONF.		7-1-0	.875	2	1-0-0	71	88	50	.54103	48	1	1
<hr/>												
TOTALS	RPI 1-25	RPI 26-50		W-L RECORDS		RPI 51-100		RPI 101-150		RPI 150+		
11-7-1	2-7-1	1-0-0		OVERALL		3-0-0		4-0-0		1-0-0		
7-3-0	1-3-0	0-0-0		HOME		2-0-0		3-0-0		1-0-0		
4-4-1	1-4-1	1-0-0		AWAY		1-0-0		1-0-0		0-0-0		
0-0-0	0-0-0	0-0-0		NEUTRAL		0-0-0		0-0-0		0-0-0		
7-1-0	0-1-0	1-0-0		NON-CONFERENCE		1-0-0		4-0-0		1-0-0		
5-0-0	0-0-0	0-0-0		HOME		1-0-0		3-0-0		1-0-0		
2-1-0	0-1-0	1-0-		AWAY		0-0-0		1-0-0		0-0-0		
0-0-0	0-0-0	0-0-0		NEUTRAL		0-0-0		0-0-0		0-0-0		
4-6-1	2-6-1	0-0-0		CONFERENCE		2-0-0		0-0-0		0-0-0		
2-3-0	1-3-0	0-0-0		HOME		1-0-0		0-0-0		0-0-0		
2-3-1	1-3-1	0-0-0		AWAY		1-0-0		0-0-0		0-0-0		
0-0-0	0-0-0	0-0-0		NEUTRAL		0-0-0		0-0-0		0-0-0		
RPI	S	Opponent	Score	RPI	S	Opponent	Score	RPI	S	Opponent	Score	
1	A	UCLA	1 0	29	A	Wake Forest	4 1	71	H	Delaware	4 2	
1	A	UCLA	2 3					82	A	San Diego St.	2 1	
1	H	UCLA	3 2					82	H	San Diego St.	4 3	
4	A	Stanford	1 1									
4	H	Stanford	2 3									
7	A	North Carolina	1 3									
14	A	Washington	2 3									
14	H	Washington	2 3									
24	A	Oregon St.	2 6									
24	H	Oregon St.	3 4									
<hr/>												
LAST 10 GAMES												
	1	A	UCLA	2	3	1	A	UCLA	1	0		
	108	H	SIUE	1	0	82	A	San Diego St.	2	1		
		4	H	Stanford	2	3	4	A	Stanford	1	1	
		14	H	Washington	2	3	82	H	San Diego St.	4	3	
		24	H	Oregon St.	3	4	1	H	UCLA	3	2	

Non-Div. I Games:

California

Average RPI Win:	75	WON-LOST RECORD	WINNING PCT. RANK	LAST 10 GAMES	STRENGTH OF SCHEDULE	OPP. STRENGTH OF SCHEDULE	TEAM RPI	ADJ RPI	CONF. RPI	ADJ CONF. RPI					
DIV. I ONLY		13-6-3	.65909	39	8-1-1	19	16	16	.58597	19	4	4			
DIV. I NON-CONF.		6-4-1	.59091	69	3-1-0	24	25	16	.58464	22	2	2			
<hr/>															
TOTALS	RPI 1-25	RPI 26-50		W-L RECORDS		RPI 51-100		RPI 101-150		RPI 150+					
13-6-3	4-3-1	1-2-1		OVERALL		3-1-1		4-0-0		1-0-0					
11-3-2	3-2-1	1-1-1		HOME		3-0-0		3-0-0		1-0-0					
2-3-1	1-1-0	0-1-0		AWAY		0-1-1		1-0-0		0-0-0					
0-0-0	0-0-0	0-0-0		NEUTRAL		0-0-0		0-0-0		0-0-0					
6-4-1	1-2-0	0-1-1		NON-CONFERENCE		3-1-0		1-0-0		1-0-0					
6-2-1	1-1-0	0-1-1		HOME		3-0-0		1-0-0		1-0-0					
0-2-0	0-1-0	0-0-		AWAY		0-1-0		0-0-0		0-0-0					
0-0-0	0-0-0	0-0-0		NEUTRAL		0-0-0		0-0-0		0-0-0					
7-2-2	3-1-1	1-1-0		CONFERENCE		0-0-1		3-0-0		0-0-0					
5-1-1	2-1-1	1-0-0		HOME		0-0-0		2-0-0		0-0-0					
2-1-1	1-0-0	0-1-0		AWAY		0-0-1		1-0-0		0-0-0					
0-0-0	0-0-0	0-0-0		NEUTRAL		0-0-0		0-0-0		0-0-0					
RPI	S	Opponent	Score	RPI	S	Opponent	Score	RPI	S	Opponent	Score				
5	H	Georgetown	0 1	28	H	UMBC	0 0	57	A	Navy	1 2	102	H	Santa Clara	3 1
10	H	Michigan St.	0 1	28	H	UMBC	0 1	73	A	Michigan	1 1	107	A	Rutgers	3 2
10	H	Michigan St.	0 0	32	H	Ohio St.	1 0	74	H	Dayton	1 0	107	H	Rutgers	2 0
16	A	Indiana	2 1	33	A	Northwestern	2 3	80	H	Lehigh	2 0	137	H	Wisconsin	2 0
16	H	Indiana	2 1					92	H	VCU	1 0	170	H	Hartwick	5 2
17	A	Louisville	0 1												
21	H	Coastal Caro.	3 2												
25	H	Penn St.	4 0												
<hr/>															
LAST 10 GAMES															
28	H	UMBC	0 1	32	H	Ohio St.	1 0	170	H	Hartwick	5 2	102	H	Santa Clara	3 1
16	H	Indiana	2 1	170	H	Hartwick	5 2	16	A	Indiana	2 1	80	H	Lehigh	2 0
10	H	Michigan St.	0 0	102	H	Santa Clara	3 1								
107	H	Rutgers	2 0												
107	A	Rutgers	3 2												

Non-Div. I Games:

Maryland

Average RPI Win:		85	WON-LOST RECORD		WINNING PCT. RANK		LAST 10 GAMES		STRENGTH OF SCHEDULE		OPP. STRENGTH OF SCHEDULE		TEAM RPI	ADJ RPI		CONF. RPI	ADJ CONF. RPI
DIV. I ONLY			13-7-1		.64286	46	7-3-0		25	26	20	.58029	20	5	5		
DIV. I NON-CONF.			6-4-0		.6	59	2-1-0		33	20	24	.57229	29	5	6		
TOTALS		RPI 1-25		RPI 26-50		W-L RECORDS		RPI 51-100		RPI 101-150		RPI 150+					
13-7-1		2-3-0		3-2-1		OVERALL		3-1-0		3-0-0		2-1-0					
10-3-0		2-1-0		2-1-0		HOME		2-1-0		2-0-0		2-0-0					
3-4-1		0-2-0		1-1-1		AWAY		1-0-0		1-0-0		0-1-0					
0-0-0		0-0-0		0-0-0		NEUTRAL		0-0-0		0-0-0		0-0-0					
6-4-0		0-3-0		1-1-0		NON-CONFERENCE		2-0-0		2-0-0		1-0-0					
4-2-0		0-1-0		1-1-0		HOME		1-0-0		1-0-0		1-0-0					
2-2-0		0-2-0		0-0-		AWAY		1-0-0		1-0-0		0-0-0					
0-0-0		0-0-0		0-0-0		NEUTRAL		0-0-0		0-0-0		0-0-0					
7-3-1		2-0-0		2-1-1		CONFERENCE		1-1-0		1-0-0		1-1-0					
6-1-0		2-0-0		1-0-0		HOME		1-1-0		1-0-0		1-0-0					
1-2-1		0-0-0		1-1-1		AWAY		0-0-0		0-0-0		0-1-0					
0-0-0		0-0-0		0-0-0		NEUTRAL		0-0-0		0-0-0		0-0-0					
RPI	S	Opponent		Score		RPI	S	Opponent		Score		RPI	S	Opponent		Score	
2	A	Virginia		0	1	27	H	UNCW		1	2	54	H	South Carolina		2	1
5	A	Georgetown		1	2	30	A	UAB		3	2	54	H	South Carolina		0	1
7	H	North Carolina		0	1	35	A	New Mexico		0	4	87	H	Northeastern		1	0
9	H	Charlotte		2	1	35	H	New Mexico		2	1	92	A	VCU		2	1
9	H	Charlotte		2	1	41	A	Kentucky		1	1						
						48	H	South Fla.		1	0						
LAST 10 GAMES																	
		5 A Georgetown		1	2			121 H FIU		3	2						
		133 H St. Francis Brooklyn		3	0			30 A UAB		3	2						
		54 H South Carolina		2	1			54 H South Carolina		0	1						
		9 H Charlotte		2	1			35 A New Mexico		0	4						
		35 H New Mexico		2	1			103 A William & Mary		1	0						

Non-Div. I Games:

Old Dominion

Average RPI Win:	114	WON-LOST	WINNING	LAST 10	STRENGTH OF	OPP. STRENGTH	TEAM	ADJ	CONF.	ADJ CONF.		
Average RPI Loss:	27	RECORD	PCT. RANK	GAMES	SCHEDULE	OF SCHEDULE	RPI	RPI	RPI	RPI		
DIV. I ONLY		16-6-1	.71739	11	6-3-1	63	84	24	.57825	21	21	20
DIV. I NON-CONF.		6-5-0	.54545	95	1-2-0	12	8	5	.62603	7	18	19
<hr/>												
TOTALS	RPI 1-25	RPI 26-50		W-L RECORDS		RPI 51-100		RPI 101-150		RPI 150+		
16-6-1	1-3-0	3-3-0		OVERALL		3-0-0		3-0-1		6-0-0		
8-2-1	0-0-0	2-2-0		HOME		1-0-0		1-0-1		4-0-0		
6-4-0	1-3-0	0-1-0		AWAY		2-0-0		1-0-0		2-0-0		
2-0-0	0-0-0	1-0-0		NEUTRAL		0-0-0		1-0-0		0-0-0		
6-5-0	1-3-0	1-2-0		NON-CONFERENCE		3-0-0		1-0-0		0-0-0		
3-2-0	0-0-0	1-2-0		HOME		1-0-0		1-0-0		0-0-0		
3-3-0	1-3-0	0-0-		AWAY		2-0-0		0-0-0		0-0-0		
0-0-0	0-0-0	0-0-0		NEUTRAL		0-0-0		0-0-0		0-0-0		
10-1-1	0-0-0	2-1-0		CONFERENCE		0-0-0		2-0-1		6-0-0		
5-0-1	0-0-0	1-0-0		HOME		0-0-0		0-0-1		4-0-0		
3-1-0	0-0-0	0-1-0		AWAY		0-0-0		1-0-0		2-0-0		
2-0-0	0-0-0	1-0-0		NEUTRAL		0-0-0		1-0-0		0-0-0		
RPI S	Opponent	Score		RPI S	Opponent	Score		RPI S	Opponent	Score		
9 A	Charlotte	2	1	30 H	UAB	1	2	54 H	South Carolina	3	0	
11 A	Clemson	1	2	39 H	Winthrop	2	0	63 A	UConn	3	2	
11 A	Clemson	1	2	43 H	Furman	0	1	89 A	North Carolina St.	3	1	
19 A	Maryland	2	3	45 H	Elon	3	1					
				46 A	Radford	0	1					
				46 N	Radford	1	0					
									</			

Non-Div. I Games:

Coastal Caro.

Average RPI Win:		101	WON-LOST RECORD		WINNING PCT. RANK		LAST 10 GAMES		STRENGTH OF SCHEDULE		OPP. STRENGTH OF SCHEDULE		TEAM RPI		ADJ RPI		CONF. RPI		ADJ CONF. RPI					
DIV. I ONLY			14-5-2		.71429		13		6-3-1		61		46		21		.57667		22		11		11	
DIV. I NON-CONF.			8-3-0		.72727		21		1-1-0		39		7		15		.59637		15		13		13	
TOTALS		RPI 1-25		RPI 26-50				W-L RECORDS				RPI 51-100				RPI 101-150				RPI 150+				
14-5-2		2-2-0		2-1-1				OVERALL				4-0-1				2-2-0				4-0-0				
11-0-0		1-0-0		2-0-0				HOME				3-0-0				2-0-0				3-0-0				
2-4-2		1-2-0		0-1-1				AWAY				1-0-1				0-1-0				0-0-0				
1-1-0		0-0-0		0-0-0				NEUTRAL				0-0-0				0-1-0				1-0-0				
8-3-0		2-2-0		2-0-0				NON-CONFERENCE				1-0-0				2-1-0				1-0-0				
7-0-0		1-0-0		2-0-0				HOME				1-0-0				2-0-0				1-0-0				
1-3-0		1-2-0		0-0-				AWAY				0-0-0				0-1-0				0-0-0				
0-0-0		0-0-0		0-0-0				NEUTRAL				0-0-0				0-0-0				0-0-0				
6-2-2		0-0-0		0-1-1				CONFERENCE				3-0-1				0-1-0				3-0-0				
4-0-0		0-0-0		0-0-0				HOME				2-0-0				0-0-0				2-0-0				
1-1-2		0-0-0		0-1-1				AWAY				1-0-1				0-0-0				0-0-0				
1-1-0		0-0-0		0-0-0				NEUTRAL				0-0-0				0-1-0				1-0-0				
RPI	S	Opponent		Score		RPI	S	Opponent		Score		RPI	S	Opponent		Score		RPI	S	Opponent		Score		
8	A	Creighton		1	0	31	A	George Mason		2	3	51	H	Rhode Island		1	0	109	N	Fordham		1	2	
16	A	Indiana		1	3	37	A	Davidson		0	0	74	A	Dayton		2	2	114	A	Memphis		0	4	
17	A	Louisville		1	2	40	H	Tulsa		1	0	77	H	Virginia Tech		3	1	127	H	UMKC		2	0	
17	H	Louisville		1	0	40	H	Tulsa		2	0	92	A	VCU		1	0	144	H	Evansville		3	1	
												96	H	Duquesne		1	0	151	N	La Salle		3	1	
																		182	H	Massachusetts		5	0	
																		183	H	Central Ark.		2	0	
																		199	H	St. Bonaventure		3	0	
LAST 10 GAMES																								
17	A	Louisville		1	2	51	H	Rhode Island		1	0													
40	H	Tulsa		2	0	74	A	Dayton		2	2													
109	N	Fordham		1	2	182	H	Massachusetts		5	0													
151	N	La Salle		3	1	96	H	Duquesne		1	0													
92	A	VCU		1	0	31	A	George Mason		2	3													

Non-Div. I Games:

Saint Louis

Average RPI Win:	108	WON-LOST RECORD	WINNING PCT. RANK	LAST 10 GAMES	STRENGTH OF SCHEDULE	OPP. STRENGTH OF SCHEDULE	TEAM RPI	ADJ RPI	CONF. RPI	ADJ CONF. RPI	
Average RPI Loss:	35										
DIV. I ONLY	12-5-2	.68421	22	6-3-1	42	65	26	.57661	23	10	10
DIV. I NON-CONF.	7-4-1	.625	47	2-2-0	45	35	25	.57632	26	11	11
<hr/>											
TOTALS	RPI 1-25	RPI 26-50		W-L RECORDS		RPI 51-100		RPI 101-150		RPI 150+	
12-5-2	0-3-0	2-1-0		OVERALL		3-0-1		5-1-1		2-0-0	
6-2-1	0-0-0	0-1-0		HOME		1-0-1		3-1-0		2-0-0	
6-2-1	0-2-0	2-0-0		AWAY		2-0-0		2-0-1		0-0-0	
0-1-0	0-1-0	0-0-0		NEUTRAL		0-0-0		0-0-0		0-0-0	
<hr/>											
7-4-1	0-3-0	1-1-0		NON-CONFERENCE		1-0-0		4-0-1		1-0-0	
4-1-0	0-0-0	0-1-0		HOME		0-0-0		3-0-0		1-0-0	
3-2-1	0-2-0	1-0-		AWAY		1-0-0		1-0-1		0-0-0	
0-1-0	0-1-0	0-0-0		NEUTRAL		0-0-0		0-0-0		0-0-0	
<hr/>											
5-1-1	0-0-0	1-0-0		CONFERENCE		2-0-1		1-1-0		1-0-0	
2-1-1	0-0-0	0-0-0		HOME		1-0-1		0-1-0		1-0-0	
3-0-0	0-0-0	1-0-0		AWAY		1-0-0		1-0-0		0-0-0	
0-0-0	0-0-0	0-0-0		NEUTRAL		0-0-0		0-0-0		0-0-0	
<hr/>											
RPI S	Opponent	Score		RPI S	Opponent	Score		RPI S	Opponent	Score	
3 A	Providence	0	3	38 H	Boston U.	1	3	56 H	Harvard	1	1
6 A	Notre Dame	1	4	42 A	Princeton	2	1	60 A	Cornell	3	0
16 N	Indiana	0	1	44 A	Boston College	1	0	75 A	Hofstra	2	1
								79 H	Brown	3	0

Non-Div. I Games:

Dartmouth

Average RPI Win:	97	WON-LOST RECORD	WINNING PCT. RANK	LAST 10 GAMES	STRENGTH OF SCHEDULE	OPP. STRENGTH OF SCHEDULE	TEAM RPI	ADJ RPI	CONF. RPI	ADJ CONF. RPI		
Average RPI Loss:	25											
DIV. I ONLY		11-8-1	.575	73	4-5-1	20	18	27	.57577	24	1	1
DIV. I NON-CONF.		7-3-0	.7	29	1-1-0	85	110	66	.52133	64	1	1
<hr/>												
TOTALS	RPI 1-25	RPI 26-50		W-L RECORDS		RPI 51-100		RPI 101-150		RPI 150+		
11-8-1	3-5-1	0-1-0		OVERALL		4-2-0		1-0-0		3-0-0		
8-2-1	1-2-1	0-0-0		HOME		4-0-0		1-0-0		2-0-0		
3-6-0	2-3-0	0-1-0		AWAY		0-2-0		0-0-0		1-0-0		
0-0-0	0-0-0	0-0-0		NEUTRAL		0-0-0		0-0-0		0-0-0		
7-3-0	0-1-0	0-1-0		NON-CONFERENCE		3-1-0		1-0-0		3-0-0		
6-0-0	0-0-0	0-0-0		HOME		3-0-0		1-0-0		2-0-0		
1-3-0	0-1-0	0-0-		AWAY		0-1-0		0-0-0		1-0-0		
0-0-0	0-0-0	0-0-0		NEUTRAL		0-0-0		0-0-0		0-0-0		
4-5-1	3-4-1	0-0-0		CONFERENCE		1-1-0		0-0-0		0-0-0		
2-2-1	1-2-1	0-0-0		HOME		1-0-0		0-0-0		0-0-0		
2-3-0	2-2-0	0-0-0		AWAY		0-1-0		0-0-0		0-0-0		
0-0-0	0-0-0	0-0-0		NEUTRAL		0-0-0		0-0-0		0-0-0		
RPI	S	Opponent	Score	RPI	S	Opponent	Score	RPI	S	Opponent	Score	
1	A	UCLA	0 3	49	A	Seattle	0 1	51	A	Marquette	0 1	
1	H	UCLA	1 2					82	A	San Diego St.	0 1	
4	A	Stanford	1 2					82	H	San Diego St.	2 0	
4	H	Stanford	0 1					91	H	Denver	1 0	
8	A	Creighton	0 1					94	H	Siena	1 0	
14	A	Washington	2 0					96	H	Duquesne	2 1	
14	H	Washington	1 1									
18	A	California	4 3									
18	H	California	6 2									
<hr/>												
LAST 10 GAMES												
8	A	Creighton	0 1	1	H	UCLA	1 2					
91	H	Denver	1 0	82	H	San Diego St.	2 0					
14	A	Washington	2 0	1	A	UCLA	0 3					
4	A	Stanford	1 2	82	A	San Diego St.	0 1					
18	A	California	4 3	14	H	Washington	1 1					

Non-Div. I Games: Northwest Chrst. 11 1

Oregon St.

Average RPI Win:	91	WON-LOST RECORD	WINNING PCT. RANK	LAST 10 GAMES	STRENGTH OF SCHEDULE	OPP. STRENGTH OF SCHEDULE	TEAM RPI	ADJ RPI	CONF. RPI	ADJ CONF. RPI
Average RPI Loss:	21									
DIV. I ONLY		13-6-1	.675 25	4-6-0	54	21	22	.57576 25	4	4
DIV. I NON-CONF.		8-2-1	.77273 15	2-2-0	62	48	32	.5632 34	2	2
<hr/>										
TOTALS	RPI 1-25	RPI 26-50		W-L RECORDS	RPI 51-100		RPI 101-150		RPI 150+	
13-6-1	1-4-0	2-2-0		OVERALL	5-0-1		3-0-0		2-0-0	
10-3-0	0-2-0	2-1-0		HOME	3-0-0		3-0-0		2-0-0	
3-3-1	1-2-0	0-1-0		AWAY	2-0-1		0-0-0		0-0-0	
0-0-0	0-0-0	0-0-0		NEUTRAL	0-0-0		0-0-0		0-0-0	
<hr/>										
8-2-1	0-1-0	1-1-0		NON-CONFERENCE	4-0-1		1-0-0		2-0-0	
7-1-0	0-0-0	1-1-0		HOME	3-0-0		1-0-0		2-0-0	
1-1-1	0-1-0	0-0-		AWAY	1-0-1		0-0-0		0-0-0	
0-0-0	0-0-0	0-0-0		NEUTRAL	0-0-0		0-0-0		0-0-0	
<hr/>										
5-4-0	1-3-0	1-1-0		CONFERENCE	1-0-0		2-0-0		0-0-0	
3-2-0	0-2-0	1-0-0		HOME	0-0-0		2-0-0		0-0-0	
2-2-0	1-1-0	0-1-0		AWAY	1-0-0		0-0-0		0-0-0	
0-0-0	0-0-0	0-0-0		NEUTRAL	0-0-0		0-0-0		0-0-0	
<hr/>										
RPI S	Opponent	Score		RPI S	Opponent	Score		RPI S	Opponent	Score
10 H	Michigan St.	0	2	26 H	Akron	1	0	69 A	James Madison	1 1
10 H	Michigan St.	0	1	32 H	Ohio St.	1	0	72 H	Oakland	1 0
15 A	Syracuse	1	2	33 A	Northwestern	1	2	73 A	Michigan	1 0
16 A	Indiana	1	0	36 H	West Virginia	1	2	78 A	Bucknell	2 0
19 A	Maryland	0	4					83 H	Saint Francis (PA)	3 0
								84 H	St. John's (NY)	3 0

Non-Div. I Games:

Penn St.

Average RPI Win:		90	WON-LOST		WINNING		LAST 10		STRENGTH OF		OPP. STRENGTH		TEAM		ADJ		CONF.		ADJ CONF.					
Average RPI Loss:		41	RECORD		PCT. RANK		GAMES		SCHEDULE		OF SCHEDULE		RPI		RPI		RPI		RPI					
DIV. I ONLY			13-6-2		.66667 34		7-2-1		31		49		23		.57471 26		7		7					
DIV. I NON-CONF.			7-5-2		.57143 74		2-1-1		48		21		27		.57634 25		9		9					
TOTALS		RPI 1-25		RPI 26-50		W-L RECORDS		RPI 51-100		RPI 101-150		RPI 150+												
13-6-2		0-2-0		4-3-1		OVERALL		5-1-0		1-0-1		3-0-0												
10-1-0		0-0-0		3-0-0		HOME		4-1-0		0-0-0		3-0-0												
3-5-2		0-2-0		1-3-1		AWAY		1-0-0		1-0-1		0-0-0												
0-0-0		0-0-0		0-0-0		NEUTRAL		0-0-0		0-0-0		0-0-0												
7-5-2		0-2-0		3-3-1		NON-CONFERENCE		2-0-0		0-0-1		2-0-0												
6-0-0		0-0-0		2-0-0		HOME		2-0-0		0-0-0		2-0-0												
1-5-2		0-2-0		1-1-		AWAY		0-0-0		0-0-1		0-0-0												
0-0-0		0-0-0		0-0-0		NEUTRAL		0-0-0		0-0-0		0-0-0												
6-1-0		0-0-0		1-0-0		CONFERENCE		3-1-0		1-0-0		1-0-0												
4-1-0		0-0-0		1-0-0		HOME		2-1-0		0-0-0		1-0-0												
2-0-0		0-0-0		0-0-0		AWAY		1-0-0		1-0-0		0-0-0												
0-0-0		0-0-0		0-0-0		NEUTRAL		0-0-0		0-0-0		0-0-0												
RPI	S	Opponent		Score		RPI	S	Opponent		Score		RPI	S	Opponent		Score								
10	A	Michigan St.		0	1	29	A	Wake Forest		1	2	64	A	Bowling Green		1	0	119	A	FGCU		1	1	
25	A	Penn St.		0	1	30	H	UAB		1	0	64	H	Bowling Green		2	1	145	A	Northern Ill.		2	1	
						32	A	Ohio St.		3	1	73	H	Michigan		3	0	156	H	Buffalo		4	0	
						32	A	Ohio St.		1	1	88	H	Hartford		2	0	157	H	Cleveland St.		5	0	
						35	A	New Mexico		0	1	100	H	Western Mich.		0	1	184	H	UCF		2	1	
						36	H	West Virginia		3	2	100	H	Western Mich.		2	1							
						40	H	Tulsa		3	0													
						48	A	South Fla.		1	2													
LAST 10 GAMES																								
						32	A	Ohio St.		1	1	145	A	Northern Ill.		2	1							
						64	H	Bowling Green		2	1	157	H	Cleveland St.		5	0							
						100	H	Western Mich.		2	1	100	H	Western Mich.		0	1							
						156	H	Buffalo		4	0	36	H	West Virginia		3	2							
						25	A	Penn St.		0	1	73	H	Michigan		3	0							

Non-Div. I Games:

Akron

UNCW

Average RPI Win: 93

Average RPI Loss: 45

WON-LOST RECORD

WINNING PCT. RANK

LAST 10 GAMES

STRENGTH OF SCHEDULE

OPP. STRENGTH OF SCHEDULE

TEAM RPI

ADJ RPI

CONF. RPI

ADJ CONF. RPI

DIV. I ONLY

DIV. I NON-CONF.

13-5-2

8-2-1

.7

.77273

16

15

5-4-1

1-1-0

62

38

35

12

25

18

.57313

.59243

27

16

8

7

8

8

TOTALS

RPI 1-25

RPI 26-50

W-L RECORDS

RPI 51-100

RPI 101-150

RPI 150+

13-5-2

2-1-0

0-2-1

OVERALL

5-2-1

3-0-0

3-0-0

6-3-1

1-0-0

0-2-1

HOME

3-1-0

0-0-0

2-0-0

7-1-1

1-1-0

0-0-0

AWAY

2-0-1

3-0-0

1-0-0

0-1-0

0-0-0

0-0-0

NEUTRAL

0-1-0

0-0-0

0-0-0

8-2-1

2-1-0

0-1-1

NON-CONFERENCE

3-0-0

1-0-0

2-0-0

4-1-1

1-0-0

0-1-1

HOME

2-0-0

0-0-0

1-0-0

4-1-0

1-1-0

0-0-

AWAY

1-0-0

1-0-0

1-0-0

0-0-0

0-0-0

0-0-0

NEUTRAL

0-0-0

0-0-0

0-0-0

5-3-1

0-0-0

0-1-0

CONFERENCE

2-2-1

2-0-0

1-0-0

2-2-0

0-0-0

0-1-0

HOME

1-1-0

0-0-0

1-0-0

3-0-1

0-0-0

0-0-0

AWAY

1-0-1

2-0-0

0-0-0

0-1-0

0-0-0

0-0-0

NEUTRAL

0-1-0

0-0-0

0-0-0

RPI S Opponent Score

RPI S Opponent Score

RPI S Opponent Score

RPI S Opponent Score

2 A Virginia 1 3

7 H North Carolina 4 3

20 A Old Dominion 2 1

32 H Ohio St. 1 1

39 H Winthrop 1 2

45 H Elon 1 2

53 H Duke 2 1

54 A South Carolina 2 1

69 A James Madison 1 1

69 N James Madison 0 2

71 H Delaware 0 1

75 H Hofstra 2 0

78 H Bucknell 2 0

87 A Northeastern 2 0

101 A High Point 2 0

103 A William & Mary 1 0

148 A Drexel 3 0

153 H UNC Greensboro 2 1

160 H Col. of Charleston 2 0

167 A Campbell 1 0

LAST 10 GAMES

LAST 10 GAMES

LAST 10 GAMES

LAST 10 GAMES

2 A Virginia 1 3

78 H Bucknell 2 0

69 N James Madison 0 2

148 A Drexel 3 0

75 H Hofstra 2 0

87 A Northeastern 2 0

45 H Elon 1 2

69 A James Madison 1 1

160 H Col. of Charleston 2 0

71 H Delaware 0 1

U
N
C
W

Non-Div. I Games:

UNCW

Average RPI Win:	127	WON-LOST RECORD	WINNING PCT. RANK	LAST 10 GAMES	STRENGTH OF SCHEDULE	OPP. STRENGTH OF SCHEDULE	TEAM RPI	ADJ RPI	CONF. RPI	ADJ CONF. RPI	
DIV. I ONLY		14-6-5	.66 38	7-1-2	58	82	40	.5709 28	17	17	
DIV. I NON-CONF.		6-6-4	.5 102	2-1-2	40	37	31	.58953 19	14	14	
<hr/>											
TOTALS	RPI 1-25	RPI 26-50		W-L RECORDS	RPI 51-100		RPI 101-150		RPI 150+		
14-6-5	2-1-2	0-1-1		OVERALL	3-3-0		3-1-1		6-0-1		
9-1-1	0-0-0	0-0-0		HOME	2-0-0		3-1-1		4-0-0		
5-3-4	2-0-2	0-1-1		AWAY	1-2-0		0-0-0		2-0-1		
0-2-0	0-1-0	0-0-0		NEUTRAL	0-1-0		0-0-0		0-0-0		
6-6-4	2-1-2	0-1-1		NON-CONFERENCE	1-3-0		0-1-1		3-0-0		
3-1-1	0-0-0	0-0-0		HOME	0-0-0		0-1-1		3-0-0		
3-3-3	2-0-2	0-1-		AWAY	1-2-0		0-0-0		0-0-0		
0-2-0	0-1-0	0-0-0		NEUTRAL	0-1-0		0-0-0		0-0-0		
8-0-1	0-0-0	0-0-0		CONFERENCE	2-0-0		3-0-0		3-0-1		
6-0-0	0-0-0	0-0-0		HOME	2-0-0		3-0-0		1-0-0		
2-0-1	0-0-0	0-0-0		AWAY	0-0-0		0-0-0		2-0-1		
0-0-0	0-0-0	0-0-0		NEUTRAL	0-0-0		0-0-0		0-0-0		
RPI S	Opponent	Score	RPI S	Opponent	Score	RPI S	Opponent	Score	RPI S	Opponent	Score
2 N	Virginia	0 1	29 A	Wake Forest	0 0	57 A	Navy	0 2	103 H	William & Mary	1 2
8 A	Creighton	0 0	31 A	George Mason	0 3	59 N	Cal St. Fullerton	3 4	132 H	Loyola Maryland	1 1
17 A	Louisville	1 0				61 A	UNLV	0 1	134 H	Vermont	5 1
19 A	Maryland	0 0				71 A	Delaware	1 0	134 H	Vermont	3 1
19 A	Maryland	1 0				88 H	Hartford	2 1	135 H	UMass Lowell	2 1
						88 H	Hartford	2 1	161 A	Albany (NY)	1 1
									164 A	New Hampshire	2 0
									174 H	LIU Brooklyn	4 0
									178 H	Appalachian St.	3 1
									179 H	Binghamton	1 0
									188 A	Stony Brook	2 0
									204 H	Sacred Heart	2 1
<hr/>											
LAST 10 GAMES											
2 N	Virginia	0 1	88 H	Hartford	2 1						
8 A	Creighton	0 0	134 H	Vermont	3 1						
17 A	Louisville	1 0	188 A	Stony Brook	2 0						
19 A	Maryland	1 0	134 H	Vermont	5 1						
29 A	Wake Forest	0 0	179 H	Binghamton	1 0						

Non-Div. I Games:

UMBC

Average RPI Win:	86	WON-LOST RECORD	WINNING PCT. RANK	LAST 10 GAMES	STRENGTH OF SCHEDULE	OPP. STRENGTH OF SCHEDULE	TEAM RPI	ADJ RPI	CONF. RPI	ADJ CONF. RPI		
DIV. I ONLY		10-7-2	.57895	70	5-3-2	33	15	32	.56395	29	2	2
DIV. I NON-CONF.		5-4-1	.55	91	1-2-1	82	49	60	.52833	59	3	3
<hr/>												
TOTALS	RPI 1-25	RPI 26-50		W-L RECORDS		RPI 51-100		RPI 101-150		RPI 150+		
10-7-2	2-5-1	2-0-1		OVERALL		3-2-0		0-0-0		3-0-0		
9-4-1	1-3-0	2-0-1		HOME		3-1-0		0-0-0		3-0-0		
1-3-1	1-2-1	0-0-0		AWAY		0-1-0		0-0-0		0-0-0		
0-0-0	0-0-0	0-0-0		NEUTRAL		0-0-0		0-0-0		0-0-0		
5-4-1	0-3-0	1-0-1		NON-CONFERENCE		1-1-0		0-0-0		3-0-0		
5-4-1	0-3-0	1-0-1		HOME		1-1-0		0-0-0		3-0-0		
0-0-0	0-0-0	0-0-		AWAY		0-0-0		0-0-0		0-0-0		
0-0-0	0-0-0	0-0-0		NEUTRAL		0-0-0		0-0-0		0-0-0		
5-3-1	2-2-1	1-0-0		CONFERENCE		2-1-0		0-0-0		0-0-0		
4-0-0	1-0-0	1-0-0		HOME		2-0-0		0-0-0		0-0-0		
1-3-1	1-2-1	0-0-0		AWAY		0-1-0		0-0-0		0-0-0		
0-0-0	0-0-0	0-0-0		NEUTRAL		0-0-0		0-0-0		0-0-0		
RPI	S	Opponent	Score	RPI	S	Opponent	Score	RPI	S	Opponent	Score	
1	H	UCLA	1 3	26	H	Akron	2 1	53	H	Duke	4 1	
2	A	Virginia	2 1	28	H	UMBC	0 0	63	H	UConn	2 1	
9	H	Charlotte	0 1	44	H	Boston College	4 1	75	H	Hofstra	0 1	
11	A	Clemson	1 3					77	A	Virginia Tech	0 2	
11	A	Clemson	1 1					89	H	North Carolina St.	2 1	
15	A	Syracuse	1 3									
17	H	Louisville	1 0									
18	H	California	1 4									
LAST 10 GAMES												
28	H	UMBC	0 0	201	H	Howard	4 0					
11	A	Clemson	1 1	44	H	Boston College	4 1					
17	H	Louisville	1 0	15	A	Syracuse	1 3					
9	H	Charlotte	0 1	75	H	Hofstra	0 1					
2	A	Virginia	2 1	53	H	Duke	4 1					

Non-Div. I Games:

Wake Forest

UAB				Through Games Of Dec. 14, 2014											
Average RPI Win:	104	WON-LOST	WINNING	LAST 10	STRENGTH OF	OPP. STRENGTH	TEAM	ADJ	CONF.	ADJ CONF.					
Average RPI Loss:	30	RECORD	PCT. RANK	GAMES	SCHEDULE	OF SCHEDULE	RPI	RPI	RPI	RPI					
DIV. I ONLY		11-7-2	.6	67	5-4-1	27	44	30	.56323	30	5	5			
DIV. I NON-CONF.		5-3-2	.6	59	0-0-1	11	38	21	.58698	20	5	6			

TOTALS	RPI 1-25	RPI 26-50		W-L RECORDS		RPI 51-100		RPI 101-150		RPI 150+					
11-7-2	1-3-0	1-2-1		OVERALL		3-2-1		3-0-0		3-0-0					
5-2-2	0-1-0	1-1-1		HOME		1-0-1		2-0-0		1-0-0					
5-2-0	1-1-0	0-1-0		AWAY		2-0-0		1-0-0		1-0-0					
1-3-0	0-1-0	0-0-0		NEUTRAL		0-2-0		0-0-0		1-0-0					
5-3-2	1-1-0	0-1-1		NON-CONFERENCE		2-1-1		2-0-0		0-0-0					
3-0-2	0-0-0	0-0-1		HOME		1-0-1		2-0-0		0-0-0					
2-1-0	1-0-0	0-0-		AWAY		1-0-0		0-0-0		0-0-0					
0-2-0	0-1-0	0-0-0		NEUTRAL		0-1-0		0-0-0		0-0-0					
6-4-0	0-2-0	1-1-0		CONFERENCE		1-1-0		1-0-0		3-0-0					
2-2-0	0-1-0	1-1-0		HOME		0-0-0		0-0-0		1-0-0					
3-1-0	0-1-0	0-0-0		AWAY		1-0-0		1-0-0		1-0-0					
1-1-0	0-0-0	0-0-0		NEUTRAL		0-1-0		0-0-0		1-0-0					
RPI	S	Opponent	Score	RPI	S	Opponent	Score	RPI	S	Opponent	Score	RPI	S	Opponent	Score
2	N	Virginia	1 2	26	A	Akron	0 1	54	A	South Carolina	1 0	114	H	Memphis	3 1
9	A	Charlotte	0 1	35	H	New Mexico	3 2	54	N	South Carolina	0 1	121	A	FIU	3 2
20	H	Old Dominion	2 3	41	H	Kentucky	0 1	55	N	CSUN	0 2	134	H	Vermont	4 1
21	A	Coastal Caro.	2 1	43	H	Furman	1 1	74	H	Dayton	0 0	155	H	Marshall	7 2
								76	H	Missouri St.	3 1	155	N	Marshall	1 0
								86	A	Mercer	2 1	191	A	Fla. Atlantic	3 0

				LAST 10 GAMES											
				43 H Furman 1 1				35 H New Mexico 3 2							
				54 N South Carolina 0 1				9 A Charlotte 0 1							
				155 N Marshall 1 0				155 H Marshall 7 2							
				191 A Fla. Atlantic 3 0				54 A South Carolina 1 0							
				20 H Old Dominion 2 3				41 H Kentucky 0 1							

Non-Div. I Games:

UAB

Average RPI Win:		110	WON-LOST RECORD		WINNING PCT. RANK		LAST 10 GAMES		STRENGTH OF SCHEDULE		OPP. STRENGTH OF SCHEDULE		TEAM RPI	ADJ RPI		CONF. RPI	ADJ CONF. RPI	
DIV. I ONLY			11-4-5		.675	25	4-3-3		45		76		31	.5612		31	11	11
DIV. I NON-CONF.			7-1-2		.8	8	0-1-0		121		54		61	.53235		58	13	13
TOTALS		RPI 1-25		RPI 26-50		W-L RECORDS		RPI 51-100		RPI 101-150		RPI 150+						
11-4-5		1-1-0		3-0-1		OVERALL		0-3-3		3-0-0		4-0-1						
8-1-0		1-1-0		2-0-0		HOME		0-0-0		3-0-0		2-0-0						
2-2-4		0-0-0		1-0-0		AWAY		0-2-3		0-0-0		1-0-1						
1-1-1		0-0-0		0-0-1		NEUTRAL		0-1-0		0-0-0		1-0-0						
7-1-2		0-1-0		2-0-0		NON-CONFERENCE		0-0-2		1-0-0		4-0-0						
4-1-0		0-1-0		1-0-0		HOME		0-0-0		1-0-0		2-0-0						
2-0-2		0-0-0		1-0-		AWAY		0-0-2		0-0-0		1-0-0						
1-0-0		0-0-0		0-0-0		NEUTRAL		0-0-0		0-0-0		1-0-0						
4-3-3		1-0-0		1-0-1		CONFERENCE		0-3-1		2-0-0		0-0-1						
4-0-0		1-0-0		1-0-0		HOME		0-0-0		2-0-0		0-0-0						
0-2-2		0-0-0		0-0-0		AWAY		0-2-1		0-0-0		0-0-1						
0-1-1		0-0-0		0-0-1		NEUTRAL		0-1-0		0-0-0		0-0-0						
RPI	S	Opponent		Score		RPI	S	Opponent		Score		RPI	S	Opponent		Score		
2	H	Virginia		0	1	28	H	UMBC		3	0	51	A	Rhode Island		1	3	
22	H	Saint Louis		3	2	34	A	American		1	0	51	N	Rhode Island		1	2	
						37	H	Davidson		2	1	57	A	Navy		1	1	
						37	N	Davidson		0	0	67	A	Seton Hall		0	0	
												74	A	Dayton		1	1	
												92	A	VCU		0	3	

Non-Div. I Games:

George Mason

Average RPI Win:	62	WON-LOST RECORD	WINNING PCT. RANK	LAST 10 GAMES	STRENGTH OF SCHEDULE	OPP. STRENGTH OF SCHEDULE	TEAM RPI	ADJ RPI	CONF. RPI	ADJ CONF. RPI					
DIV. I ONLY		9-8-5	.52273	101	5-3-2	15	14	38	.56024	32	4	4			
DIV. I NON-CONF.		3-4-5	.45833	127	1-1-2	13	10	34	.57218	30	2	2			
TOTALS	RPI 1-25	RPI 26-50		W-L RECORDS		RPI 51-100		RPI 101-150		RPI 150+					
9-8-5	2-5-0	2-1-3		OVERALL		3-2-2		2-0-0		0-0-0					
5-2-4	1-1-0	1-1-2		HOME		2-0-2		1-0-0		0-0-0					
3-5-1	1-3-0	0-0-1		AWAY		1-2-0		1-0-0		0-0-0					
1-1-0	0-1-0	1-0-0		NEUTRAL		0-0-0		0-0-0		0-0-0					
3-4-5	1-1-0	1-1-3		NON-CONFERENCE		1-2-2		0-0-0		0-0-0					
1-1-4	0-0-0	0-1-2		HOME		1-0-2		0-0-0		0-0-0					
1-3-1	1-1-0	0-1-		AWAY		0-2-0		0-0-0		0-0-0					
1-0-0	0-0-0	1-0-0		NEUTRAL		0-0-0		0-0-0		0-0-0					
6-4-0	1-4-0	1-0-0		CONFERENCE		2-0-0		2-0-0		0-0-0					
4-1-0	1-1-0	1-0-0		HOME		1-0-0		1-0-0		0-0-0					
2-2-0	0-2-0	0-0-0		AWAY		1-0-0		1-0-0		0-0-0					
0-1-0	0-1-0	0-0-0		NEUTRAL		0-0-0		0-0-0		0-0-0					
RPI S	Opponent	Score		RPI S	Opponent	Score		RPI S	Opponent	Score		RPI S	Opponent	Score	
6 A	Notre Dame	1	2	26 H	Akron	1	3	64 H	Bowling Green	3	0	107 H	Rutgers	4	1
10 H	Michigan St.	3	2	26 H	Akron	1	1	68 H	Butler	2	2	137 A	Wisconsin	2	0
16 H	Indiana	1	2	27 A	UNCW	1	1	69 H	UC Davis	0	0				
16 N	Indiana	1	2	33 H	Northwestern	2	0	72 A	Oakland	0	1				
17 A	Louisville	1	0	41 H	Kentucky	1	1	73 A	Michigan	2	1				
19 A	Maryland	0	1	45 N	Elon	1	0	73 H	Michigan	1	0				
25 A	Penn St.	0	1					74 A	Dayton	0	1				
LAST 10 GAMES															
6 A	Notre Dame	1	2	19 A	Maryland	0	1								
26 H	Akron	1	1	41 H	Kentucky	1	1								
16 N	Indiana	1	2	107 H	Rutgers	4	1								
73 H	Michigan	1	0	64 H	Bowling Green	3	0								
73 A	Michigan	2	1	137 A	Wisconsin	2	0								

Non-Div. I Games:

Ohio St.

Average RPI Win:	90	WON-LOST	WINNING	LAST 10	STRENGTH OF	OPP. STRENGTH	TEAM	ADJ	CONF.	ADJ CONF.				
Average RPI Loss:	69	RECORD	PCT. RANK	GAMES	SCHEDULE	OF SCHEDULE	RPI	RPI	RPI	RPI				
DIV. I ONLY		9-4-6	.63158	49	5-3-2	38	28	33	.55976	33	4	4		
DIV. I NON-CONF.		5-3-2	.6	59	1-3-0	58	82	46	.54132	47	2	2		
<hr/>														
TOTALS	RPI 1-25	RPI 26-50		W-L RECORDS		RPI 51-100		RPI 101-150		RPI 150+				
9-4-6	2-1-3	0-1-1		OVERALL		3-0-2		4-2-0		0-0-0				
7-1-2	2-0-1	0-0-0		HOME		3-0-1		2-1-0		0-0-0				
2-3-3	0-1-2	0-1-1		AWAY		0-0-0		2-1-0		0-0-0				
0-0-1	0-0-0	0-0-0		NEUTRAL		0-0-1		0-0-0		0-0-0				
<hr/>														
5-3-2	0-1-0	0-0-1		NON-CONFERENCE		3-0-1		2-2-0		0-0-0				
4-1-0	0-0-0	0-0-0		HOME		3-0-0		1-1-0		0-0-0				
1-2-1	0-1-0	0-1-		AWAY		0-0-0		1-1-0		0-0-0				
0-0-1	0-0-0	0-0-0		NEUTRAL		0-0-1		0-0-0		0-0-0				
<hr/>														
4-1-4	2-0-3	0-1-0		CONFERENCE		0-0-1		2-0-0		0-0-0				
3-0-2	2-0-1	0-0-0		HOME		0-0-1		1-0-0		0-0-0				
1-1-2	0-0-2	0-1-0		AWAY		0-0-0		1-0-0		0-0-0				
0-0-0	0-0-0	0-0-0		NEUTRAL		0-0-0		0-0-0		0-0-0				
<hr/>														
RPI	S	Opponent	Score		RPI	S	Opponent	Score		RPI	S	Opponent	Score	
6	A	Notre Dame	0	1	32	A	Ohio St.	0	2	59	N	Cal St. Fullerton	0	0
10	A	Michigan St.	1	1	50	A	UC Santa Barbara	1	1	73	H	Michigan	0	0
16	A	Indiana	1	1						75	H	Hofstra	3	0
16	H	Indiana	1	1						81	H	Quinnipiac	2	0
19	H	Maryland	3	2						93	H	Valparaiso	1	0
25	H	Penn St.	2	1										

Non-Div. I Games:

Northwestern

Average RPI Win:	116	WON-LOST	WINNING	LAST 10	STRENGTH OF	OPP. STRENGTH	TEAM	ADJ	CONF.	ADJ CONF.	
Average RPI Loss:	53	RECORD	PCT. RANK	GAMES	SCHEDULE	OF SCHEDULE	RPI	RPI	RPI	RPI	
DIV. I ONLY	11-4-4	.68421	22	5-2-3	73	68	37	.55798	34	9	9
DIV. I NON-CONF.	6-2-1	.72222	24	0-1-0	59	78	35	.56552	33	10	10
<hr/>											
TOTALS	RPI 1-25	RPI 26-50		W-L RECORDS		RPI 51-100		RPI 101-150		RPI 150+	
11-4-4	1-0-0	0-2-1		OVERALL		2-2-1		6-0-2		2-0-0	
6-2-3	0-0-0	0-2-0		HOME		0-0-1		4-0-2		2-0-0	
3-2-1	0-0-0	0-0-1		AWAY		1-2-0		2-0-0		0-0-0	
2-0-0	1-0-0	0-0-0		NEUTRAL		1-0-0		0-0-0		0-0-0	
<hr/>											
6-2-1	1-0-0	0-2-0		NON-CONFERENCE		1-0-1		2-0-0		2-0-0	
3-2-1	0-0-0	0-2-0		HOME		0-0-1		1-0-0		2-0-0	
1-0-0	0-0-0	0-0-		AWAY		0-0-0		1-0-0		0-0-0	
2-0-0	1-0-0	0-0-0		NEUTRAL		1-0-0		0-0-0		0-0-0	
<hr/>											
5-2-3	0-0-0	0-0-1		CONFERENCE		1-2-0		4-0-2		0-0-0	
3-0-2	0-0-0	0-0-0		HOME		0-0-0		3-0-2		0-0-0	
2-2-1	0-0-0	0-0-1		AWAY		1-2-0		1-0-0		0-0-0	
0-0-0	0-0-0	0-0-0		NEUTRAL		0-0-0		0-0-0		0-0-0	
<hr/>											
RPI S	Opponent	Score		RPI S	Opponent	Score		RPI S	Opponent	Score	
1 N	UCLA	2	1	31 H	George Mason	0	1	57 A	Navy	0	2
				38 A	Boston U.	0	0	78 A	Bucknell	1	0
				42 H	Princeton	0	2	80 A	Lehigh	1	2
								88 H	Hartford	1	1
								98 N	UC Riverside	1	0
			</								

Non-Div. I Games:

American

Average RPI Win:		74	WON-LOST RECORD		WINNING PCT. RANK	LAST 10 GAMES	STRENGTH OF SCHEDULE		OPP. STRENGTH OF SCHEDULE	TEAM RPI	ADJ RPI	CONF. RPI	ADJ CONF. RPI				
Average RPI Loss:		43															
DIV. I ONLY			11-6-1		.63889	47	6-4-0		46	23	28	.55643	35	5	5		
DIV. I NON-CONF.			7-1-1		.83333	5	2-0-0		35	17	26	.57145	31	5	6		
TOTALS		RPI 1-25		RPI 26-50		W-L RECORDS		RPI 51-100		RPI 101-150		RPI 150+					
11-6-1		1-3-0		3-2-0		OVERALL		5-0-0		1-0-1		1-1-0					
8-2-1		1-1-0		2-0-0		HOME		4-0-0		1-0-1		0-1-0					
3-4-0		0-2-0		1-2-0		AWAY		1-0-0		0-0-0		1-0-0					
0-0-0		0-0-0		0-0-0		NEUTRAL		0-0-0		0-0-0		0-0-0					
7-1-1		0-1-0		3-0-0		NON-CONFERENCE		4-0-0		0-0-1		0-0-0					
5-1-1		0-1-0		2-0-0		HOME		3-0-0		0-0-1		0-0-0					
2-0-0		0-0-0		1-0-		AWAY		1-0-0		0-0-0		0-0-0					
0-0-0		0-0-0		0-0-0		NEUTRAL		0-0-0		0-0-0		0-0-0					
4-5-0		1-2-0		0-2-0		CONFERENCE		1-0-0		1-0-0		1-1-0					
3-1-0		1-0-0		0-0-0		HOME		1-0-0		1-0-0		0-1-0					
1-4-0		0-2-0		0-2-0		AWAY		0-0-0		0-0-0		1-0-0					
0-0-0		0-0-0		0-0-0		NEUTRAL		0-0-0		0-0-0		0-0-0					
RPI	S	Opponent		Score		RPI	S	Opponent		Score		RPI	S	Opponent		Score	
1	H	UCLA		1	2	26	H	Akron		1	0	54	H	South Carolina		2	1
9	A	Charlotte		0	2	30	A	UAB		2	3	55	A	CSUN		1	0
20	A	Old Dominion		1	2	36	H	West Virginia		6	1	76	H	Missouri St.		2	0
20	H	Old Dominion		4	0	41	A	Kentucky		0	1	92	H	VCU		2	0
						47	A	San Diego		2	0	98	H	UC Riverside		2	1
LAST 10 GAMES																	
		20	A	Old Dominion	1	2		41	A	Kentucky	0	1					
		54	H	South Carolina	2	1		76	H	Missouri St.	2	0					
		155	H	Marshall	1	2		191	A	Fla. Atlantic	2	0					
		30	A	UAB	2	3		121	H	FIU	2	0					
		20	H	Old Dominion	4	0		36	H	West Virginia	6	1					

Non-Div. I Games:

New Mexico

Average RPI Win:	96	WON-LOST	WINNING	LAST 10	STRENGTH OF	OPP. STRENGTH	TEAM	ADJ	CONF.	ADJ CONF.		
Average RPI Loss:	48	RECORD	PCT. RANK	GAMES	SCHEDULE	OF SCHEDULE	RPI	RPI	RPI	RPI		
DIV. I ONLY		11-7-1	.60526	63	6-3-1	34	64	34	.55624	36	7	7
DIV. I NON-CONF.		8-5-0	.61538	53	3-1-0	47	46	37	.55979	38	9	9

TOTALS	RPI 1-25	RPI 26-50		W-L RECORDS		RPI 51-100		RPI 101-150		RPI 150+		
11-7-1	1-1-0	0-3-0		OVERALL		6-3-0		2-0-1		2-0-0		
7-2-0	0-1-0	0-0-0		HOME		5-1-0		0-0-0		2-0-0		
4-4-1	1-0-0	0-3-0		AWAY		1-1-0		2-0-1		0-0-0		
0-1-0	0-0-0	0-0-0		NEUTRAL		0-1-0		0-0-0		0-0-0		
8-5-0	1-1-0	0-2-0		NON-CONFERENCE		4-2-0		2-0-0		1-0-0		
5-2-0	0-1-0	0-0-0		HOME		4-1-0		0-0-0		1-0-0		
3-3-0	1-0-0	0-0-		AWAY		0-1-0		2-0-0		0-0-0		
0-0-0	0-0-0	0-0-0		NEUTRAL		0-0-0		0-0-0		0-0-0		
3-2-1	0-0-0	0-1-0		CONFERENCE		2-1-0		0-0-1		1-0-0		
2-0-0	0-0-0	0-0-0		HOME		1-0-0		0-0-0		1-0-0		
1-1-1	0-0-0	0-1-0		AWAY		1-0-0		0-0-1		0-0-0		
0-1-0	0-0-0	0-0-0		NEUTRAL		0-1-0		0-0-0		0-0-0		
RPI	S	Opponent	Score	RPI	S	Opponent	Score	RPI	S	Opponent	Score	
12	H	UC Irvine	2 3	26	A	Akron	2 3	64	H	Bowling Green	2 1	
25	A	Penn St.	2 1	35	A	New Mexico	1 6	64	N	Bowling Green	2 3	
				45	A	Elon	0 1	69	A	James Madison	3 4	
								72	H	Oakland	4 1	
								77	H	Virginia Tech	3 0	
								83	H	Saint Francis (PA)	0 1	
								84	H	St. John's (NY)	1 0	
								96	H	Duquesne	3 0	
								100	A	Western Mich.	2 1	
</												

Non-Div. I Games:

West Virginia

Average RPI Win:		127	WON-LOST RECORD		WINNING PCT. RANK		LAST 10 GAMES		STRENGTH OF SCHEDULE		OPP. STRENGTH OF SCHEDULE		TEAM RPI		ADJ RPI		CONF. RPI		ADJ CONF. RPI				
DIV. I ONLY		10-2-5		.73529		6		5-1-4		107		72		41		.55566		37		11		11	
DIV. I NON-CONF.		6-0-2		.875		2		1-0-1		88		81		39		.56263		35		13		13	
TOTALS		RPI 1-25		RPI 26-50		W-L RECORDS		RPI 51-100		RPI 101-150		RPI 150+											
10-2-5		1-0-1		0-1-1		OVERALL		2-1-2		3-0-1		4-0-0											
5-0-2		0-0-1		0-0-0		HOME		1-0-1		1-0-0		3-0-0											
5-2-2		1-0-0		0-1-0		AWAY		1-1-1		2-0-1		1-0-0											
0-0-1		0-0-0		0-0-1		NEUTRAL		0-0-0		0-0-0		0-0-0											
6-0-2		1-0-0		0-0-0		NON-CONFERENCE		1-0-2		2-0-0		2-0-0											
2-0-1		0-0-0		0-0-0		HOME		0-0-1		1-0-0		1-0-0											
4-0-1		1-0-0		0-0-		AWAY		1-0-1		1-0-0		1-0-0											
0-0-0		0-0-0		0-0-0		NEUTRAL		0-0-0		0-0-0		0-0-0											
4-2-3		0-0-1		0-1-1		CONFERENCE		1-1-0		1-0-1		2-0-0											
3-0-1		0-0-1		0-0-0		HOME		1-0-0		0-0-0		2-0-0											
1-2-1		0-0-0		0-1-0		AWAY		0-1-0		1-0-1		0-0-0											
0-0-1		0-0-0		0-0-1		NEUTRAL		0-0-0		0-0-0		0-0-0											
RPI	S	Opponent		Score		RPI	S	Opponent		Score		RPI	S	Opponent		Score							
2	A	Virginia		2	1	31	A	George Mason		1	2	53	A	Duke		2	1						
22	H	Saint Louis		0	0	31	N	George Mason		0	0	74	A	Dayton		0	2						
												77	A	Virginia Tech		0	0						
												93	H	Valparaiso		0	0						
												96	H	Duquesne		1	0						
														118 A Liberty		2	1						
														120 H Cal Poly		4	3						
														139 A George Washington		1	1						
														147 A Saint Joseph's		3	0						
														167 A Campbell		3	1						
														182 H Massachusetts		4	1						
														187 H Jacksonville		2	0						
														199 H St. Bonaventure		2	0						
LAST 10 GAMES																							
						31	N	George Mason		0	0	77	A	Virginia Tech		0	0						
						139	A	George Washington		1	1	31	A	George Mason		1	2						
						147	A	Saint Joseph's		3	0	199	H	St. Bonaventure		2	0						
						182	H	Massachusetts		4	1	53	A	Duke		2	1						
						96	H	Duquesne		1	0	22	H	Saint Louis		0	0						

Non-Div. I Games: Belmont Abbey 1 1

Davidson

B
o
s
t
o
n
U

Boston U.

Average RPI Win: 141		WON-LOST RECORD		WINNING PCT. RANK		LAST 10 GAMES		STRENGTH OF SCHEDULE		OPP. STRENGTH OF SCHEDULE		TEAM RPI		ADJ RPI		CONF. RPI		ADJ CONF. RPI					
DIV. I ONLY		12-4-2		.72222		10		6-2-2		78		182		39		.55424		39		21		20	
DIV. I NON-CONF.		5-2-0		.71429		28		0-0-0		29		161		22		.58636		21		18		19	
TOTALS		RPI 1-25		RPI 26-50		W-L RECORDS		RPI 51-100		RPI 101-150		RPI 150+											
12-4-2		0-2-0		2-1-1		OVERALL		0-0-0		4-1-0		6-0-1											
6-2-0		0-1-0		0-0-0		HOME		0-0-0		3-1-0		3-0-0											
4-1-1		0-1-0		2-0-0		AWAY		0-0-0		0-0-0		2-0-1											
2-1-1		0-0-0		0-1-1		NEUTRAL		0-0-0		1-0-0		1-0-0											
5-2-0		0-1-0		1-1-0		NON-CONFERENCE		0-0-0		2-0-0		2-0-0											
2-1-0		0-1-0		0-0-0		HOME		0-0-0		1-0-0		1-0-0											
1-0-0		0-0-0		1-0-		AWAY		0-0-0		0-0-0		0-0-0											
2-1-0		0-0-0		0-1-0		NEUTRAL		0-0-0		1-0-0		1-0-0											
7-2-2		0-1-0		1-0-1		CONFERENCE		0-0-0		2-1-0		4-0-1											
4-1-0		0-0-0		0-0-0		HOME		0-0-0		2-1-0		2-0-0											
3-1-1		0-1-0		1-0-0		AWAY		0-0-0		0-0-0		2-0-1											
0-0-1		0-0-0		0-0-1		NEUTRAL		0-0-0		0-0-0		0-0-0											
RPI	S	Opponent		Score		RPI	S	Opponent		Score		RPI	S	Opponent		Score							
9	H	Charlotte		0	3	27	A	UNCW		2	1	101	H	High Point		2	3						
21	A	Coastal Caro.		0	2	45	N	Elon		0	1	110	N	Wofford		1	0						
						46	A	Radford		1	0	118	H	Liberty		2	0						
						46	N	Radford		1	1	118	H	Liberty		4	1						
												140	H	East Tenn. St.		4	2						
												167	A	Campbell		3	1						
												177	N	Ga. Southern		3	1						
												190	H	Longwood		3	2						
												194	A	UNC Asheville		1	1						
												195	H	USC Upstate		5	3						
												200	H	Gardner-Webb		3	1						
												205	A	Presbyterian		4	0						
LAST 10 GAMES																							
						46	N	Radford		1	1	101	H	High Point		2	3						
						118	H	Liberty		4	1	200	H	Gardner-Webb		3	1						
						46	A	Radford		1	0	194	A	UNC Asheville		1	1						
						167	A	Campbell		3	1	205	A	Presbyterian		4	0						
						21	A	Coastal Caro.		0	2	190	H	Longwood		3	2						

Non-Div. I Games: Brevard 5 0

Winthrop

Average RPI Win:		108	WON-LOST		WINNING		LAST 10		STRENGTH OF		OPP. STRENGTH		TEAM		ADJ		CONF.		ADJ CONF.				
Average RPI Loss:		46	RECORD		PCT. RANK		GAMES		SCHEDULE		OF SCHEDULE		RPI		RPI		RPI		RPI				
DIV. I ONLY			11-6-3		.625		53	6-2-2		23		89		29		.55392		40	13		13		
DIV. I NON-CONF.			4-4-1		.5		102	0-1-0		6		24		12		.59664		14	12		12		
TOTALS		RPI 1-25		RPI 26-50				W-L RECORDS				RPI 51-100				RPI 101-150				RPI 150+			
11-6-3		1-2-1		1-1-1				OVERALL				3-3-0				3-0-0				3-0-1			
6-1-2		1-0-1		0-0-0				HOME				1-1-0				2-0-0				2-0-1			
4-5-0		0-2-0		1-1-0				AWAY				1-2-0				1-0-0				1-0-0			
1-0-1		0-0-0		0-0-1				NEUTRAL				1-0-0				0-0-0				0-0-0			
4-4-1		1-2-1		0-1-0				NON-CONFERENCE				1-1-0				2-0-0				0-0-0			
2-1-1		1-0-1		0-0-0				HOME				0-1-0				1-0-0				0-0-0			
2-3-0		0-2-0		0-0-				AWAY				1-0-0				1-0-0				0-0-0			
0-0-0		0-0-0		0-0-0				NEUTRAL				0-0-0				0-0-0				0-0-0			
7-2-2		0-0-0		1-0-1				CONFERENCE				2-2-0				1-0-0				3-0-1			
4-0-1		0-0-0		0-0-0				HOME				1-0-0				1-0-0				2-0-1			
2-2-0		0-0-0		1-0-0				AWAY				0-2-0				0-0-0				1-0-0			
1-0-1		0-0-0		0-0-1				NEUTRAL				1-0-0				0-0-0				0-0-0			
RPI	S	Opponent		Score		RPI	S	Opponent		Score		RPI	S	Opponent		Score		RPI	S	Opponent		Score	
2	H	Virginia		1	0	26	A	Akron		0	3	55	H	CSUN		1	2	108	A	SIUE		2	1
8	H	Creighton		1	1	48	A	South Fla.		4	3	63	A	UConn		0	2	114	H	Memphis		2	0
22	A	Saint Louis		0	2	48	N	South Fla.		0	0	76	A	Missouri St.		1	0	143	H	Oral Roberts		4	1
22	A	Saint Louis		0	1							90	A	SMU		2	4	165	H	Cincinnati		4	2
												90	H	SMU		1	0	165	H	Cincinnati		1	0
												90	N	SMU		2	0	184	H	UCF		1	1
																		192	A	Temple		2	1
LAST 10 GAMES																							
						22	A	Saint Louis		0	2							192	A	Temple		2	1
						48	N	South Fla.		0	0							90	H	SMU		1	0
						90	N	SMU		2	0							114	H	Memphis		2	0
						165	H	Cincinnati		1	0							63	A	UConn		0	2
						184	H	UCF		1	1							48	A	South Fla.		4	3

Non-Div. I Games:

Tulsa

Average RPI Win:		89	WON-LOST RECORD		WINNING PCT. RANK		LAST 10 GAMES		STRENGTH OF SCHEDULE		OPP. STRENGTH OF SCHEDULE		TEAM RPI		ADJ RPI		CONF. RPI		ADJ CONF. RPI			
DIV. I ONLY			10-6-4		.6 67		6-3-1		56		32		42		.55172 41		5 5					
DIV. I NON-CONF.			5-4-2		.54545 95		1-1-1		54		27		44		.55458 40		5 6					
TOTALS		RPI 1-25		RPI 26-50		W-L RECORDS		RPI 51-100		RPI 101-150		RPI 150+										
10-6-4		2-3-1		2-0-2		OVERALL		1-2-0		3-1-0		2-0-1										
5-3-2		1-2-1		1-0-1		HOME		0-1-0		1-0-0		2-0-0										
5-1-2		1-0-0		1-0-1		AWAY		1-0-0		2-1-0		0-0-1										
0-2-0		0-1-0		0-0-0		NEUTRAL		0-1-0		0-0-0		0-0-0										
5-4-2		2-2-0		0-0-2		NON-CONFERENCE		0-1-0		2-1-0		1-0-0										
3-2-1		1-1-0		0-0-1		HOME		0-1-0		1-0-0		1-0-0										
2-1-1		1-0-0		0-1-		AWAY		0-0-0		1-1-0		0-0-0										
0-1-0		0-1-0		0-0-0		NEUTRAL		0-0-0		0-0-0		0-0-0										
5-2-2		0-1-1		2-0-0		CONFERENCE		1-1-0		1-0-0		1-0-1										
2-1-1		0-1-1		1-0-0		HOME		0-0-0		0-0-0		1-0-0										
3-0-1		0-0-0		1-0-0		AWAY		1-0-0		1-0-0		0-0-1										
0-1-0		0-0-0		0-0-0		NEUTRAL		0-1-0		0-0-0		0-0-0										
RPI	S	Opponent		Score		RPI	S	Opponent		Score		RPI	S	Opponent		Score						
6	A	Notre Dame		1	0	30	A	UAB		1	0	54	A	South Carolina		4	3	104	A	Wright St.	0	1
9	H	Charlotte		1	2	32	A	Ohio St.		1	1	54	N	South Carolina		1	2	121	A	FIU	1	0
13	H	Xavier		1	0	35	H	New Mexico		1	0	72	H	Oakland		0	2	140	H	East Tenn. St.	2	0
16	N	Indiana		0	1	43	H	Furman		0	0							144	A	Evansville	5	1
17	H	Louisville		1	2													155	H	Marshall	2	0
20	H	Old Dominion		1	1													191	A	Fla. Atlantic	0	0
																		196	H	Belmont	2	0
LAST 10 GAMES																						
72	H	Oakland		0	2	54	A	South Carolina		4	3											
54	N	South Carolina		1	2	35	H	New Mexico		1	0											
9	H	Charlotte		1	2	144	A	Evansville		5	1											
121	A	FIU		1	0	155	H	Marshall		2	0											
32	A	Ohio St.		1	1	30	A	UAB		1	0											

Non-Div. I Games:

Kentucky

Non-Div. I Games:

Princeton

Average RPI Win: 130		WON-LOST RECORD		WINNING PCT. RANK		LAST 10 GAMES		STRENGTH OF SCHEDULE		OPP. STRENGTH OF SCHEDULE		TEAM RPI		ADJ RPI		CONF. RPI		ADJ CONF. RPI	
DIV. I ONLY		12-5-5		.65909 39		7-1-2		74		155		50		.55035 43		16		16	
DIV. I NON-CONF.		4-1-4		.66667 37		0-0-2		10		52		14		.60893 9		19		18	
TOTALS		RPI 1-25		RPI 26-50		W-L RECORDS		RPI 51-100		RPI 101-150		RPI 150+							
12-5-5		1-0-1		1-1-2		OVERALL		2-1-1		3-3-0		5-0-1							
6-1-2		0-0-0		0-0-0		HOME		1-0-1		2-1-0		3-0-1							
3-3-3		1-0-1		0-0-2		AWAY		0-1-0		0-2-0		2-0-0							
3-1-0		0-0-0		1-1-0		NEUTRAL		1-0-0		1-0-0		0-0-0							
4-1-4		1-0-1		1-1-2		NON-CONFERENCE		0-0-1		1-0-0		1-0-0							
2-0-1		0-0-0		0-0-0		HOME		0-0-1		1-0-0		1-0-0							
1-0-3		1-0-1		0-2-		AWAY		0-0-0		0-0-0		0-0-0							
1-1-0		0-0-0		1-1-0		NEUTRAL		0-0-0		0-0-0		0-0-0							
8-4-1		0-0-0		0-0-0		CONFERENCE		2-1-0		2-3-0		4-0-1							
4-1-1		0-0-0		0-0-0		HOME		1-0-0		1-1-0		2-0-1							
2-3-0		0-0-0		0-0-0		AWAY		0-1-0		0-2-0		2-0-0							
2-0-0		0-0-0		0-0-0		NEUTRAL		1-0-0		1-0-0		0-0-0							
RPI S	Opponent		Score		RPI S	Opponent		Score		RPI S	Opponent		Score		RPI S	Opponent		Score	
14 A	Washington		0	0	30 A	UAB		1	1	69 H	James Madison		0	0	110 A	Wofford		0	1
21 A	Coastal Caro.		1	0	41 A	Kentucky		0	0	86 A	Mercer		0	3	110 H	Wofford		0	2
					49 N	Seattle		1	2	86 H	Mercer		2	1	110 N	Wofford		1	0
					50 N	UC Santa Barbara		3	0	86 N	Mercer		1	0	138 H	North Florida		2	1
															140 A	East Tenn. St.		0	1
															140 H	East Tenn. St.		3	0
															153 A	UNC Greensboro		3	1
															153 H	UNC Greensboro		0	0
															172 H	Georgia St.		5	0
															203 A	VMI		1	0
															203 H	VMI		3	1
															203 H	VMI		1	0
LAST 10 GAMES																			
14 A	Washington		0	0	110 A	Wofford		0	1										
30 A	UAB		1	1	86 H	Mercer		2	1										
86 N	Mercer		1	0	140 H	East Tenn. St.		3	0										
110 N	Wofford		1	0	153 A	UNC Greensboro		3	1										
203 H	VMI		1	0	203 H	VMI		3	1										

Non-Div. I Games:

Furman

Average RPI Win: 57		WON-LOST	WINNING	LAST 10	STRENGTH OF		OPP. STRENGTH	TEAM	ADJ	CONF.	ADJ CONF.			
Average RPI Loss: 26		RECORD	PCT. RANK	GAMES	SCHEDULE		OF SCHEDULE	RPI	RPI	RPI	RPI			
DIV. I ONLY		5-8-3	.40625	140	2-6-2		3	30	45	.54505	44	2	2	
DIV. I NON-CONF.		4-2-2	.625	47	1-1-1		4	105	56	.53377	54	3	3	
TOTALS		RPI 1-25	RPI 26-50		W-L RECORDS		RPI 51-100		RPI 101-150		RPI 150+			
5-8-3		1-5-0	1-1-0		OVERALL		2-2-2		1-0-1		0-0-0			
3-4-3		0-4-0	1-0-0		HOME		1-0-2		1-0-1		0-0-0			
2-4-0		1-1-0	0-1-0		AWAY		1-2-0		0-0-0		0-0-0			
0-0-0		0-0-0	0-0-0		NEUTRAL		0-0-0		0-0-0		0-0-0			
4-2-2		0-1-0	1-0-0		NON-CONFERENCE		2-1-1		1-0-1		0-0-0			
3-1-2		0-1-0	1-0-0		HOME		1-0-1		1-0-1		0-0-0			
1-1-0		0-0-0	0-0-		AWAY		1-1-0		0-0-0		0-0-0			
0-0-0		0-0-0	0-0-0		NEUTRAL		0-0-0		0-0-0		0-0-0			
1-6-1		1-4-0	0-1-0		CONFERENCE		0-1-1		0-0-0		0-0-0			
0-3-1		0-3-0	0-0-0		HOME		0-0-1		0-0-0		0-0-0			
1-3-0		1-1-0	0-1-0		AWAY		0-1-0		0-0-0		0-0-0			
0-0-0		0-0-0	0-0-0		NEUTRAL		0-0-0		0-0-0		0-0-0			
RPI	S	Opponent	Score		RPI	S	Opponent	Score		RPI	S	Opponent	Score	
6	A	Notre Dame	1	0	29	A	Wake Forest	1	4	51	H	Rhode Island	3	0
7	H	North Carolina	0	2	38	H	Boston U.	3	1	53	A	Duke	0	1
11	H	Clemson	0	2						56	A	Harvard	2	3
15	A	Syracuse	1	2						79	H	Brown	1	1
17	H	Louisville	2	3						81	A	Quinnipiac	2	0
23	H	Dartmouth	0	1						89	H	North Carolina St.	0	0
LAST 10 GAMES														
15	A	Syracuse	1	2	79	H	Brown	1	1					
23	H	Dartmouth	0	1	89	H	North Carolina St.	0	0					
7	H	North Carolina	0	2	6	A	Notre Dame	1	0					
38	H	Boston U.	3	1	53	A	Duke	0	1					
29	A	Wake Forest	1	4	17	H	Louisville	2	3					

Non-Div. I Games:

Boston College

Average RPI Win: 79		WON-LOST RECORD	WINNING PCT. RANK	LAST 10 GAMES	STRENGTH OF SCHEDULE	OPP. STRENGTH OF SCHEDULE	TEAM RPI	ADJ RPI		CONF. RPI	ADJ CONF. RPI						
Average RPI Loss: 74																	
DIV. I ONLY		9-6-4	.57895	70	5-3-2	41	66	48	.54217	45	8	8					
DIV. I NON-CONF.		5-3-2	.6	59	1-0-0	21	71	33	.5625	36	7	8					
<hr/>																	
TOTALS		RPI 1-25		RPI 26-50		W-L RECORDS		RPI 51-100		RPI 101-150		RPI 150+					
9-6-4		0-1-0		3-1-1		OVERALL		3-3-1		2-0-2		1-1-0					
5-2-2		0-0-0		1-0-0		HOME		2-2-1		2-0-1		0-0-0					
2-2-2		0-1-0		1-0-1		AWAY		0-1-0		0-0-1		1-0-0					
2-2-0		0-0-0		1-1-0		NEUTRAL		1-0-0		0-0-0		0-1-0					
<hr/>																	
5-3-2		0-1-0		2-1-1		NON-CONFERENCE		2-0-0		1-0-1		0-1-0					
3-0-1		0-0-0		1-0-0		HOME		1-0-0		1-0-1		0-0-0					
0-1-1		0-1-0		0-1-		AWAY		0-0-0		0-0-0		0-0-0					
2-2-0		0-0-0		1-1-0		NEUTRAL		1-0-0		0-0-0		0-1-0					
<hr/>																	
4-3-2		0-0-0		1-0-0		CONFERENCE		1-3-1		1-0-1		1-0-0					
2-2-1		0-0-0		0-0-0		HOME		1-2-1		1-0-0		0-0-0					
2-1-1		0-0-0		1-0-0		AWAY		0-1-0		0-0-1		1-0-0					
0-0-0		0-0-0		0-0-0		NEUTRAL		0-0-0		0-0-0		0-0-0					
<hr/>																	
RPI	S	Opponent		Score		RPI	S	Opponent		Score		RPI	S	Opponent		Score	
21	A	Coastal Caro.		1	3	27	A	UNCW		2	1	53	H	Duke		2	1
						32	N	Ohio St.		0	1	58	N	Loyola Marymount		1	0
						36	H	West Virginia		1	0	69	H	James Madison		0	0
						39	N	Winthrop		1	0	71	A	Delaware		1	2
						46	A	Radford		1	1	75	H	Hofstra		0	2
												87	H	Northeastern		5	0
												87	H	Northeastern		0	2
<hr/>																	
LAST 10 GAMES																	
						87	H	Northeastern		0	2	148	H	Drexel		2	0
						71	A	Delaware		1	2	27	A	UNCW		2	1
						160	A	Col. of Charleston		2	1	87	H	Northeastern		5	0
						69	H	James Madison		0	0	103	A	William & Mary		0	0
						53	H	Duke		2	1	75	H	Hofstra		0	2

Non-Div. I Games:

Elon

Average RPI Win: 153		WON-LOST RECORD		WINNING PCT. RANK		LAST 10 GAMES		STRENGTH OF SCHEDULE		OPP. STRENGTH OF SCHEDULE		TEAM RPI		ADJ RPI		CONF. RPI		ADJ CONF. RPI	
DIV. I ONLY		12-5-3		.675 25		6-3-1		82		112		43		.53962 46		21		20	
DIV. I NON-CONF.		3-3-2		.5 102		0-1-0		32		34		23		.57465 27		18		19	
TOTALS		RPI 1-25		RPI 26-50		W-L RECORDS		RPI 51-100		RPI 101-150		RPI 150+							
12-5-3		1-4-0		0-1-2		OVERALL		0-0-0		3-0-1		8-0-0							
5-1-1		1-0-0		0-1-1		HOME		0-0-0		1-0-0		3-0-0							
6-3-0		0-3-0		0-0-0		AWAY		0-0-0		2-0-0		4-0-0							
1-1-2		0-1-0		0-0-1		NEUTRAL		0-0-0		0-0-1		1-0-0							
3-3-2		0-3-0		0-0-1		NON-CONFERENCE		0-0-0		1-0-1		2-0-0							
0-0-1		0-0-0		0-0-1		HOME		0-0-0		0-0-0		0-0-0							
2-3-0		0-3-0		0-0-		AWAY		0-0-0		1-0-0		1-0-0							
1-0-1		0-0-0		0-0-0		NEUTRAL		0-0-0		0-0-1		1-0-0							
9-2-1		1-1-0		0-1-1		CONFERENCE		0-0-0		2-0-0		6-0-0							
5-1-0		1-0-0		0-1-0		HOME		0-0-0		1-0-0		3-0-0							
4-0-0		0-0-0		0-0-0		AWAY		0-0-0		1-0-0		3-0-0							
0-1-1		0-1-0		0-0-1		NEUTRAL		0-0-0		0-0-0		0-0-0							
RPI	S	Opponent		Score		RPI	S	Opponent		Score		RPI	S	Opponent		Score			
2	A	Virginia		0	3	39	H	Winthrop		0	1	101	A	High Point		2	1		
9	A	Charlotte		1	2	39	N	Winthrop		1	1	117	N	Western Ill.		2	2		
11	A	Clemson		0	1	45	H	Elon		1	1	118	H	Liberty		2	0		
21	H	Coastal Caro.		1	0							140	A	East Tenn. St.		1	0		
21	N	Coastal Caro.		0	1							154	N	Incarnate Word		1	0		
												167	H	Campbell		3	2		
												167	H	Campbell		2	0		
												178	A	Appalachian St.		1	0		
												190	A	Longwood		5	0		
												194	A	UNC Asheville		1	0		
												200	A	Gardner-Webb		2	1		
												205	H	Presbyterian		6	1		
LAST 10 GAMES																			
		21 N Coastal Caro.		0	1			200 A Gardner-Webb		2	1								
		39 N Winthrop		1	1			2 A Virginia		0	3								
		167 H Campbell		2	0			101 A High Point		2	1								
		39 H Winthrop		0	1			167 H Campbell		3	2								
		21 H Coastal Caro.		1	0			190 A Longwood		5	0								

Non-Div. I Games:

Radford

Average RPI Win:		109	WON-LOST RECORD		WINNING PCT. RANK		LAST 10 GAMES		STRENGTH OF SCHEDULE		OPP. STRENGTH OF SCHEDULE		TEAM RPI		ADJ RPI		CONF. RPI		ADJ CONF. RPI				
Average RPI Loss:		38																					
DIV. I ONLY			11-6-4		.61905 54		7-3-0		69		59		47		.53595 47		12		12				
DIV. I NON-CONF.			4-3-4		.54545 95		1-1-0		53		15		38		.55238 41		8		7				
TOTALS		RPI 1-25		RPI 26-50		W-L RECORDS		RPI 51-100		RPI 101-150		RPI 150+											
11-6-4		1-2-0		0-1-0		OVERALL		3-3-3		4-0-1		3-0-0											
7-3-1		1-0-0		0-1-0		HOME		2-2-1		2-0-0		2-0-0											
4-3-3		0-2-0		0-0-0		AWAY		1-1-2		2-0-1		1-0-0											
0-0-0		0-0-0		0-0-0		NEUTRAL		0-0-0		0-0-0		0-0-0											
4-3-4		1-2-0		0-1-0		NON-CONFERENCE		1-0-3		1-0-1		1-0-0						1-0-0					
4-1-1		1-0-0		0-1-0		HOME		1-0-1		1-0-0		1-0-0						1-0-0					
0-2-3		0-2-0		0-0-		AWAY		0-0-2		0-0-1		0-0-0						0-0-0					
0-0-0		0-0-0		0-0-0		NEUTRAL		0-0-0		0-0-0		0-0-0						0-0-0					
7-3-0		0-0-0		0-0-0		CONFERENCE		2-3-0		3-0-0		2-0-0											
3-2-0		0-0-0		0-0-0		HOME		1-2-0		1-0-0		1-0-0											
4-1-0		0-0-0		0-0-0		AWAY		1-1-0		2-0-0		1-0-0											
0-0-0		0-0-0		0-0-0		NEUTRAL		0-0-0		0-0-0		0-0-0											
RPI	S	Opponent		Score		RPI	S	Opponent		Score		RPI	S	Opponent		Score		RPI	S	Opponent		Score	
1	A	UCLA		1	2	35	H	New Mexico		0	2	58	A	Loyola Marymount		0	1	102	A	Santa Clara		2	1
1	H	UCLA		1	0							58	H	Loyola Marymount		0	1	102	H	Santa Clara		4	1
12	A	UC Irvine		0	1							59	H	Cal St. Fullerton		2	1	136	A	Sacramento St.		3	3
												59	H	Cal St. Fullerton		0	0	141	A	Gonzaga		2	0
												62	A	San Francisco		2	1	142	H	Bradley		5	2
												62	H	San Francisco		0	2	156	H	Buffalo		4	1
												65	H	St. Mary's (CA)		2	0	168	A	Portland		2	0
												69	A	UC Davis		1	1	198	H	Pacific		2	1
												98	A	UC Riverside		0	0						
LAST 10 GAMES																							

Non-Div. I Games:

San Diego

Average RPI Win: 126		WON-LOST RECORD		WINNING PCT. RANK		LAST 10 GAMES		STRENGTH OF SCHEDULE		OPP. STRENGTH OF SCHEDULE		TEAM RPI		ADJ RPI		CONF. RPI		ADJ CONF. RPI					
DIV. I ONLY		10-7-3		.575		73		4-3-3		50		78		53		.53562		48		13		13	
DIV. I NON-CONF.		5-4-0		.55556		82		1-1-0		37		36		43		.54667		44		12		12	
TOTALS		RPI 1-25		RPI 26-50		W-L RECORDS		RPI 51-100		RPI 101-150		RPI 150+											
10-7-3		0-3-0		1-1-1		OVERALL		3-1-2		1-2-0		5-0-0											
7-4-0		0-1-0		1-1-0		HOME		2-1-0		1-1-0		3-0-0											
3-3-2		0-2-0		0-0-0		AWAY		1-0-2		0-1-0		2-0-0											
0-0-1		0-0-0		0-0-1		NEUTRAL		0-0-0		0-0-0		0-0-0											
5-4-0		0-3-0		1-0-0		NON-CONFERENCE		2-0-0		0-1-0		2-0-0											
5-1-0		0-1-0		1-0-0		HOME		2-0-0		0-0-0		2-0-0											
0-3-0		0-2-0		0-0-		AWAY		0-0-0		0-1-0		0-0-0											
0-0-0		0-0-0		0-0-0		NEUTRAL		0-0-0		0-0-0		0-0-0											
5-3-3		0-0-0		0-1-1		CONFERENCE		1-1-2		1-1-0		3-0-0											
2-3-0		0-0-0		0-1-0		HOME		0-1-0		1-1-0		1-0-0											
3-0-2		0-0-0		0-0-0		AWAY		1-0-2		0-0-0		2-0-0											
0-0-1		0-0-0		0-0-1		NEUTRAL		0-0-0		0-0-0		0-0-0											
RPI S	Opponent	Score		RPI S	Opponent	Score		RPI S	Opponent	Score		RPI S	Opponent	Score									
11 A	Clemson	0	3	26 H	Akron	2	1	63 A	UConn	1	0	114 H	Memphis	4	2								
14 H	Washington	1	2	40 H	Tulsa	3	4	63 A	UConn	0	0	114 H	Memphis	1	2								
20 A	Old Dominion	0	1	40 N	Tulsa	0	0	63 H	UConn	0	1	119 A	FGCU	0	2								
								79 H	Brown	3	1	165 A	Cincinnati	3	1								
								90 A	SMU	2	2	168 H	Portland	2	0								
								91 H	Denver	3	0	177 H	Ga. Southern	3	0								
												184 A	UCF	1	0								
												192 H	Temple	3	0								
LAST 10 GAMES																							
40 N	Tulsa	0	0	114 H	Memphis	1	2																
63 A	UConn	0	0	184 A	UCF	1	0																
114 H	Memphis	4	2	90 A	SMU	2	2																
63 H	UConn	0	1	91 H	Denver	3	0																
11 A	Clemson	0	3	165 A	Cincinnati	3	1																

Non-Div. I Games:

South Fla.

Seattle

Seattle

S
e
a
t
t
l
e

Average RPI Win:	107	WON-LOST RECORD	WINNING PCT. RANK	LAST 10 GAMES	STRENGTH OF SCHEDULE	OPP. STRENGTH OF SCHEDULE	TEAM RPI	ADJ RPI	CONF. RPI	ADJ CONF. RPI		
DIV. I ONLY		10-7-3	.575	73	4-4-2	57	29	46	.53491	50	6	6
DIV. I NON-CONF.		4-4-1	.5	102	0-1-0	77	11	55	.53248	57	6	5
<hr/>												
TOTALS	RPI 1-25	RPI 26-50		W-L RECORDS		RPI 51-100		RPI 101-150		RPI 150+		
10-7-3	1-3-0	0-1-1		OVERALL		3-3-1		4-0-1		2-0-0		
7-2-2	1-2-0	0-0-1		HOME		3-0-0		2-0-1		1-0-0		
3-4-1	0-1-0	0-0-0		AWAY		0-3-1		2-0-0		1-0-0		
0-1-0	0-0-0	0-1-0		NEUTRAL		0-0-0		0-0-0		0-0-0		
4-4-1	0-2-0	0-1-1		NON-CONFERENCE		1-1-0		1-0-0		2-0-0		
3-1-1	0-1-0	0-0-1		HOME		1-0-0		1-0-0		1-0-0		
1-2-0	0-1-0	0-0-		AWAY		0-1-0		0-0-0		1-0-0		
0-1-0	0-0-0	0-1-0		NEUTRAL		0-0-0		0-0-0		0-0-0		
6-3-2	1-1-0	0-0-0		CONFERENCE		2-2-1		3-0-1		0-0-0		
4-1-1	1-1-0	0-0-0		HOME		2-0-0		1-0-1		0-0-0		
2-2-1	0-0-0	0-0-0		AWAY		0-2-1		2-0-0		0-0-0		
0-0-0	0-0-0	0-0-0		NEUTRAL		0-0-0		0-0-0		0-0-0		
<hr/>												
RPI S	Opponent	Score		RPI S	Opponent	Score		RPI S	Opponent	Score		
1 H	UCLA	0	1	33 H	Northwestern	1	1	55 H	CSUN	2	1	
4 A	Stanford	1	4	43 N	Furman	0	3	58 A	Loyola Marymount	0	4	
12 H	UC Irvine	2	3					59 A	Cal St. Fullerton	0	2	
12 H	UC Irvine	1	0					69 A	UC Davis	0	1	
								69 H	UC Davis	1	0	
								82 H	San Diego St.	1	0	
								98 A	UC Riverside	1	1	

Non-Div. I Games:

UC Santa Barbara

Average RPI Win: 124		WON-LOST RECORD		WINNING PCT. RANK		LAST 10 GAMES		STRENGTH OF SCHEDULE		OPP. STRENGTH OF SCHEDULE		TEAM RPI		ADJ RPI		CONF. RPI		ADJ CONF. RPI					
DIV. I ONLY		8-6-4		.55556		82		2-4-4		67		4		56		.53336		51		3		3	
DIV. I NON-CONF.		6-2-0		.75		18		0-0-0		151		26		108		.48761		105		4		4	
TOTALS		RPI 1-25		RPI 26-50		W-L RECORDS		RPI 51-100		RPI 101-150		RPI 150+											
8-6-4		1-5-2		0-0-0		OVERALL		1-1-2		4-0-0		2-0-0											
7-1-2		1-1-1		0-0-0		HOME		1-0-1		3-0-0		2-0-0											
1-4-2		0-3-1		0-0-0		AWAY		0-1-1		1-0-0		0-0-0											
0-1-0		0-1-0		0-0-0		NEUTRAL		0-0-0		0-0-0		0-0-0											
6-2-0		1-2-0		0-0-0		NON-CONFERENCE		0-0-0		3-0-0		2-0-0											
5-0-0		1-0-0		0-0-0		HOME		0-0-0		2-0-0		2-0-0											
1-1-0		0-1-0		0-0-		AWAY		0-0-0		1-0-0		0-0-0											
0-1-0		0-1-0		0-0-0		NEUTRAL		0-0-0		0-0-0		0-0-0											
2-4-4		0-3-2		0-0-0		CONFERENCE		1-1-2		1-0-0		0-0-0											
2-1-2		0-1-1		0-0-0		HOME		1-0-1		1-0-0		0-0-0											
0-3-2		0-2-1		0-0-0		AWAY		0-1-1		0-0-0		0-0-0											
0-0-0		0-0-0		0-0-0		NEUTRAL		0-0-0		0-0-0		0-0-0											
RPI	S	Opponent		Score		RPI	S	Opponent		Score		RPI	S	Opponent		Score							
3	H	Providence		1 1								67	A	Seton Hall		3 3							
5	A	Georgetown		0 0								68	A	Butler		0 1							
5	A	Georgetown		1 2								84	H	St. John's (NY)		2 0							
6	N	Notre Dame		1 2								85	H	Villanova		1 1							
8	A	Creighton		0 2												129 H DePaul							
13	H	Xavier		0 1												137 H Wisconsin							
16	A	Indiana		0 1												141 H Gonzaga							
24	H	Oregon St.		1 0												145 A Northern Ill.							
																159 H Milwaukee							
																171 H Drake							
LAST 10 GAMES																							
		5 A Georgetown		1 2				3 H Providence		1 1													
		129 H DePaul		4 0				85 H Villanova		1 1													
		67 A Seton Hall		3 3				68 A Butler		0 1													
		8 A Creighton		0 2				84 H St. John's (NY)		2 0													
		13 H Xavier		0 1				5 A Georgetown		0 0													

Non-Div. I Games:

Marquette

Rhode Island

Rhode Island

D
u
k
e

Duke

Average RPI Win: 102		WON-LOST	WINNING	LAST 10	STRENGTH OF		OPP. STRENGTH	TEAM	ADJ	CONF.	ADJ CONF.
Average RPI Loss: 57		RECORD	PCT. RANK	GAMES	SCHEDULE		OF SCHEDULE	RPI	RPI	RPI	RPI
DIV. I ONLY		10-10-0	.5	102	53		55	64	.53329	54	5
DIV. I NON-CONF.		5-4-0	.55556	82	86		112	82	.50402	77	5
TOTALS		RPI 1-25	RPI 26-50		W-L RECORDS		RPI 51-100		RPI 101-150		RPI 150+
10-10-0		2-3-0	2-4-0		OVERALL		1-1-0		1-1-0		4-1-0
5-6-0		1-1-0	0-3-0		HOME		1-1-0		0-0-0		3-1-0
3-4-0		1-2-0	0-1-0		AWAY		0-0-0		1-1-0		1-0-0
2-0-0		0-0-0	2-0-0		NEUTRAL		0-0-0		0-0-0		0-0-0
5-4-0		1-1-0	0-1-0		NON-CONFERENCE		1-1-0		0-1-0		3-0-0
5-2-0		1-0-0	0-1-0		HOME		1-1-0		0-0-0		3-0-0
0-2-0		0-1-0	0-0-		AWAY		0-0-0		0-1-0		0-0-0
0-0-0		0-0-0	0-0-0		NEUTRAL		0-0-0		0-0-0		0-0-0
5-6-0		1-2-0	2-3-0		CONFERENCE		0-0-0		1-0-0		1-1-0
0-4-0		0-1-0	0-2-0		HOME		0-0-0		0-0-0		0-1-0
3-2-0		1-1-0	0-1-0		AWAY		0-0-0		1-0-0		1-0-0
2-0-0		0-0-0	2-0-0		NEUTRAL		0-0-0		0-0-0		0-0-0
RPI S	Opponent	Score	RPI S	Opponent	Score	RPI S	Opponent	Score	RPI S	Opponent	Score
9 H	Charlotte	0 3	27 H	UNCW	1 2	86 H	Mercer	2 0	121 A	FIU	5 4
11 H	Clemson	2 1	30 H	UAB	0 1	89 H	North Carolina St.	1 2	140 A	East Tenn. St.	1 2
20 A	Old Dominion	1 2	30 N	UAB	1 0				153 H	UNC Greensboro	2 1
20 A	Old Dominion	1 0	35 A	New Mexico	1 2				155 H	Marshall	0 1
21 A	Coastal Caro.	0 3	41 H	Kentucky	3 4				172 H	Georgia St.	2 1
			41 N	Kentucky	2 1				191 A	Fla. Atlantic	4 3
									196 H	Belmont	1 0
LAST 10 GAMES											
20 A	Old Dominion	1 2	41 H	Kentucky	3 4						
30 N	UAB	1 0	89 H	North Carolina St.	1 2						
41 N	Kentucky	2 1	191 A	Fla. Atlantic	4 3						
35 A	New Mexico	1 2	30 H	UAB	0 1						
20 A	Old Dominion	1 0	121 A	FIU	5 4						

Non-Div. I Games:

South Carolina

Average RPI Win: 65		WON-LOST RECORD		WINNING PCT. RANK		LAST 10 GAMES		STRENGTH OF SCHEDULE		OPP. STRENGTH OF SCHEDULE		TEAM RPI		ADJ RPI		CONF. RPI		ADJ CONF. RPI					
DIV. I ONLY		7-9-3		.44737 128		2-1-1		28		47		71		.53035 55		6		6					
DIV. I NON-CONF.		4-4-1		.5 102		0-0-0		22		75		59		.54207 46		6		5					
TOTALS		RPI 1-25		RPI 26-50		W-L RECORDS		RPI 51-100		RPI 101-150		RPI 150+											
7-9-3		2-1-0		2-2-0		OVERALL		1-3-3		2-3-0		0-0-0											
4-2-2		1-0-0		0-1-0		HOME		1-0-2		2-1-0		0-0-0											
2-7-0		1-1-0		1-1-0		AWAY		0-2-0		0-2-0		0-0-0											
1-0-1		0-0-0		1-0-0		NEUTRAL		0-0-1		0-0-0		0-0-0											
4-4-1		0-1-0		2-1-0		NON-CONFERENCE		0-1-1		2-1-0		0-0-0											
2-1-0		0-0-0		0-1-0		HOME		0-0-0		2-0-0		0-0-0											
1-3-0		0-1-0		1-0-		AWAY		0-1-0		0-1-0		0-0-0											
1-0-1		0-0-0		1-0-0		NEUTRAL		0-0-1		0-0-0		0-0-0											
3-5-2		2-0-0		0-1-0		CONFERENCE		1-2-2		0-2-0		0-0-0											
2-1-2		1-0-0		0-0-0		HOME		1-0-2		0-1-0		0-0-0											
1-4-0		1-0-0		0-1-0		AWAY		0-2-0		0-1-0		0-0-0											
0-0-0		0-0-0		0-0-0		NEUTRAL		0-0-0		0-0-0		0-0-0											
RPI	S	Opponent		Score		RPI	S	Opponent		Score		RPI	S	Opponent		Score		RPI	S	Opponent		Score	
1	A	UCLA		0	3	30	N	UAB		2	0	59	A	Cal St. Fullerton		0	1	120	A	Cal Poly		1	2
12	A	UC Irvine		3	0	35	H	New Mexico		0	1	59	H	Cal St. Fullerton		1	1	122	A	Air Force		1	2
12	H	UC Irvine		2	0	40	A	Tulsa		2	1	69	H	UC Davis		0	0	123	H	Bakersfield		2	1
						50	A	UC Santa Barbara		1	2	91	A	Denver		1	2	136	H	Sacramento St.		0	1
												98	A	UC Riverside		0	1	142	H	Bradley		1	0
												98	H	UC Riverside		2	1						
												99	N	Omaha		0	0						
						LAST 10 GAMES																	
						12	H	UC Irvine		2	0	98	H	UC Riverside		2	1						
						98	A	UC Riverside		0	1	69	H	UC Davis		0	0						
						59	H	Cal St. Fullerton		1	1	136	H	Sacramento St.		0	1						
						12	A	UC Irvine		3	0	120	A	Cal Poly		1	2						
						59	A	Cal St. Fullerton		0	1	50	A	UC Santa Barbara		1	2						

Non-Div. I Games:

CSUN

Average RPI Win: 126		WON-LOST	WINNING	LAST 10	STRENGTH OF		OPP. STRENGTH	TEAM	ADJ		CONF.	ADJ CONF.			
Average RPI Loss: 68		RECORD	PCT. RANK	GAMES	SCHEDULE		OF SCHEDULE	RPI	RPI		RPI	RPI			
DIV. I ONLY		11-4-2	.70588	14	7-1-2		175	53	59	.52925	56	10	10		
DIV. I NON-CONF.		7-3-0	.7	29	3-0-0		188	29	81	.50414	76	11	11		
TOTALS		RPI 1-25	RPI 26-50		W-L RECORDS		RPI 51-100		RPI 101-150		RPI 150+				
11-4-2		0-1-1	1-1-0		OVERALL		3-1-1		3-1-0		4-0-0				
9-0-0		0-0-0	1-0-0		HOME		3-0-0		2-0-0		3-0-0				
2-4-2		0-1-1	0-1-0		AWAY		0-1-1		1-1-0		1-0-0				
0-0-0		0-0-0	0-0-0		NEUTRAL		0-0-0		0-0-0		0-0-0				
7-3-0		0-1-0	1-0-0		NON-CONFERENCE		2-1-0		1-1-0		3-0-0				
6-0-0		0-0-0	1-0-0		HOME		2-0-0		1-0-0		2-0-0				
1-3-0		0-1-0	0-0-		AWAY		0-1-0		0-1-0		1-0-0				
0-0-0		0-0-0	0-0-0		NEUTRAL		0-0-0		0-0-0		0-0-0				
4-1-2		0-0-1	0-1-0		CONFERENCE		1-0-1		2-0-0		1-0-0				
3-0-0		0-0-0	0-0-0		HOME		1-0-0		1-0-0		1-0-0				
1-1-2		0-0-1	0-1-0		AWAY		0-0-1		1-0-0		0-0-0				
0-0-0		0-0-0	0-0-0		NEUTRAL		0-0-0		0-0-0		0-0-0				
RPI S	Opponent	Score		RPI S	Opponent	Score		RPI S	Opponent	Score		RPI S	Opponent	Score	
5 A	Georgetown	0	2	42 A	Princeton	2	3	60 H	Cornell	1	0	111 H	Holy Cross	3	0
23 A	Dartmouth	1	1	44 H	Boston College	3	2	79 A	Brown	1	1	112 A	Penn	1	0
								84 A	St. John's (NY)	1	2	128 H	Columbia	1	0
								87 H	Northeastern	3	2	139 A	George Washington	1	2
								88 H	Hartford	4	1	182 A	Massachusetts	3	2
												185 H	Manhattan	3	0
												188 H	Stony Brook	2	0
												197 H	Yale	1	0
				LAST 10 GAMES											
				112 A	Penn	1	0	79 A	Brown	1	1				
				128 H	Columbia	1	0	111 H	Holy Cross	3	0				
				23 A	Dartmouth	1	1	60 H	Cornell	1	0				
				188 H	Stony Brook	2	0	197 H	Yale	1	0				
				42 A	Princeton	2	3	182 A	Massachusetts	3	2				

Non-Div. I Games:

Harvard

Navy				Through Games Of Dec. 14, 2014															
Average RPI Win:		110	WON-LOST RECORD	WINNING PCT. RANK	LAST 10 GAMES	STRENGTH OF SCHEDULE	OPP. STRENGTH OF SCHEDULE	TEAM RPI	ADJ RPI	CONF. RPI	ADJ CONF. RPI								
DIV. I ONLY			11-4-5	.675	25	7-0-3	77	102	44	.52909	57	9	9						
DIV. I NON-CONF.			5-3-2	.6	59	1-0-0	91	147	57	.52404	61	10	10						
TOTALS		RPI 1-25		RPI 26-50		W-L RECORDS		RPI 51-100		RPI 101-150		RPI 150+							
11-4-5		1-0-0		2-1-1		OVERALL		1-1-2		4-1-2		3-1-0							
8-1-1		1-0-0		2-0-1		HOME		1-0-0		2-1-0		2-0-0							
2-3-3		0-0-0		0-1-0		AWAY		0-1-1		1-0-2		1-1-0							
1-0-1		0-0-0		0-0-0		NEUTRAL		0-0-1		1-0-0		0-0-0							
5-3-2		1-0-0		1-0-1		NON-CONFERENCE		0-1-0		0-1-1		3-1-0							
4-1-1		1-0-0		1-0-1		HOME		0-0-0		0-1-0		2-0-0							
1-2-1		0-0-0		0-0-		AWAY		0-1-0		0-0-1		1-1-0							
0-0-0		0-0-0		0-0-0		NEUTRAL		0-0-0		0-0-0		0-0-0							
6-1-3		0-0-0		1-1-0		CONFERENCE		1-0-2		4-0-1		0-0-0							
4-0-0		0-0-0		1-0-0		HOME		1-0-0		2-0-0		0-0-0							
1-1-2		0-0-0		0-1-0		AWAY		0-0-1		1-0-1		0-0-0							
1-0-1		0-0-0		0-0-0		NEUTRAL		0-0-1		1-0-0		0-0-0							
RPI	S	Opponent		Score		RPI	S	Opponent		Score		RPI	S	Opponent		Score			
19	H	Maryland		2	1	28	H	UMBC		2	0	78	H	Bucknell		1	0		
						31	H	George Mason		1	1	78	N	Bucknell		0	0		
						34	H	American		2	0	80	A	Lehigh		1	1		
						38	A	Boston U.		1	2	91	A	Denver		1	2		
														122		A	Air Force	1	1
														131		A	Colgate	2	0
														132		A	Loyola Maryland	1	1
														139		H	George Washington	1	2
														149		H	Lafayette	1	0
														176		A	NJIT	0	1
														178		H	Appalachian St.	5	0
														181		A	Central Conn. St.	3	1
														190		H	Longwood	2	0
LAST 10 GAMES																			
						78	N	Bucknell		0	0	28	H	UMBC		2	0		
						113	N	Army		1	0	78	H	Bucknell		1	0		
						132	A	Loyola Maryland		1	1	131	A	Colgate		2	0		
						80	A	Lehigh		1	1	34	H	American		2	0		
						111	H	Holy Cross		2	1	149	H	Lafayette		1	0		

Non-Div. I Games:

Navy

Average RPI Win:	99	WON-LOST	WINNING	LAST 10	STRENGTH OF	OPP. STRENGTH	TEAM	ADJ	CONF.	ADJ CONF.	
Average RPI Loss:	34	RECORD	PCT. RANK	GAMES	SCHEDULE	OF SCHEDULE	RPI	RPI	RPI	RPI	
DIV. I ONLY	9-4-6	.63158	49	6-1-3	75	63	55	.52846	58	12	12
DIV. I NON-CONF.	4-3-2	.55556	82	1-0-0	63	23	45	.54309	45	8	7
<hr/>											
TOTALS	RPI 1-25	RPI 26-50		W-L RECORDS		RPI 51-100		RPI 101-150		RPI 150+	
9-4-6	0-2-0	3-1-0		OVERALL		2-1-2		2-0-3		2-0-1	
6-2-1	0-1-0	2-0-0		HOME		1-1-0		1-0-1		2-0-0	
3-1-5	0-1-0	1-0-0		AWAY		1-0-2		1-0-2		0-0-1	
0-1-0	0-0-0	0-1-0		NEUTRAL		0-0-0		0-0-0		0-0-0	
4-3-2	0-2-0	1-1-0		NON-CONFERENCE		0-0-2		2-0-0		1-0-0	
3-1-0	0-1-0	1-0-0		HOME		0-0-0		1-0-0		1-0-0	
1-1-2	0-1-0	0-0-		AWAY		0-0-2		1-0-0		0-0-0	
0-1-0	0-0-0	0-1-0		NEUTRAL		0-0-0		0-0-0		0-0-0	
5-1-4	0-0-0	2-0-0		CONFERENCE		2-1-0		0-0-3		1-0-1	
3-1-1	0-0-0	1-0-0		HOME		1-1-0		0-0-1		1-0-0	
2-0-3	0-0-0	1-0-0		AWAY		1-0-0		0-0-2		0-0-1	
0-0-0	0-0-0	0-0-0		NEUTRAL		0-0-0		0-0-0		0-0-0	
RPI S	Opponent	Score	RPI S	Opponent	Score	RPI S	Opponent	Score	RPI S	Opponent	Score
12 H	UC Irvine	2 3	45 N	Elon	0 1	53 A	Duke	1 1	102 A	Santa Clara	1 1
13 A	Xavier	0 2	47 A	San Diego	1 0	62 A	San Francisco	3 1	102 H	Santa Clara	1 1
			47 H	San Diego	1 0	62 H	San Francisco	2 1	131 H	Colgate	1 0
			50 H	UC Santa Barbara	4 0	65 H	St. Mary's (CA)	0 2	136 A	Sacramento St.	3 0
						69 A	UC Davis	1 1	141 A	Gonzaga	0 0
									162 H	Grand Canyon	4 0
									168 A	Portland	0 0
									198 H	Pacific	4 0
			LAST 10 GAMES								
	47 H	San Diego	1	0	65 H	St. Mary's (CA)	0	2			
	102 A	Santa Clara	1	1	198 H	Pacific	4	0			
	62 H	San Francisco	2	1	50 H	UC Santa Barbara	4	0			
	141 A	Gonzaga	0	0	47 A	San Diego	1	0			
	168 A	Portland	0	0	62 A	San Francisco	3	1			

Non-Div. I Games:

Loyola Marymount

Average RPI Win:	98	WON-LOST	WINNING	LAST 10	STRENGTH OF	OPP. STRENGTH	TEAM	ADJ	CONF.	ADJ CONF.	
Average RPI Loss:	74	RECORD	PCT. RANK	GAMES	SCHEDULE	OF SCHEDULE	RPI	RPI	RPI	RPI	
DIV. I ONLY	10-8-6	.54167	93	4-2-4	65	54	70	.5274	59	6	6
DIV. I NON-CONF.	5-4-2	.54545	95	1-1-0	78	117	73	.51349	69	6	5
TOTALS	RPI 1-25	RPI 26-50	W-L RECORDS		RPI 51-100	RPI 101-150		RPI 150+			
10-8-6	0-2-1	2-1-2	OVERALL		4-2-3	2-3-0		2-0-0			
5-2-1	0-1-0	1-0-0	HOME		2-1-1	2-0-0		0-0-0			
4-5-4	0-1-1	0-1-1	AWAY		2-1-2	0-2-0		2-0-0			
1-1-1	0-0-0	1-0-1	NEUTRAL		0-0-0	0-1-0		0-0-0			
5-4-2	0-0-0	1-1-2	NON-CONFERENCE		1-1-0	1-2-0		2-0-0			
2-1-0	0-0-0	0-0-0	HOME		1-1-0	1-0-0		0-0-0			
2-2-1	0-0-0	0-1-	AWAY		0-0-0	0-1-0		2-0-0			
1-1-1	0-0-0	1-0-1	NEUTRAL		0-0-0	0-1-0		0-0-0			
5-4-4	0-2-1	1-0-0	CONFERENCE		3-1-3	1-1-0		0-0-0			
3-1-1	0-1-0	1-0-0	HOME		1-0-1	1-0-0		0-0-0			
2-3-3	0-1-1	0-0-0	AWAY		2-1-2	0-1-0		0-0-0			
0-0-0	0-0-0	0-0-0	NEUTRAL		0-0-0	0-0-0		0-0-0			
RPI S	Opponent	Score	RPI S	Opponent	Score	RPI S	Opponent	Score	RPI S	Opponent	Score
12 A	UC Irvine	0 1	28 N	UMBC	4 3	55 A	CSUN	1 1	102 H	Santa Clara	1 0
12 A	UC Irvine	0 0	33 N	Northwestern	0 0	55 H	CSUN	1 0	120 H	Cal Poly	3 2
12 H	UC Irvine	0 1	47 A	San Diego	1 2	62 H	San Francisco	1 2	124 N	Detroit	1 2
			47 A	San Diego	0 0	69 A	UC Davis	2 1	126 A	Ill.-Chicago	2 3
			50 H	UC Santa Barbara	2 0	69 A	UC Davis	1 3	136 A	Sacramento St.	0 1
						98 A	UC Riverside	3 0	162 A	Grand Canyon	1 0
						98 A	UC Riverside	1 1	198 A	Pacific	4 0
						98 H	UC Riverside	2 2			
						99 H	Omaha	3 1			
LAST 10 GAMES											
47 A	San Diego	1 2	98 H	UC Riverside	2 2						
12 A	UC Irvine	0 0	55 A	CSUN	1 1						
98 A	UC Riverside	3 0	12 H	UC Irvine	0 1						
69 A	UC Davis	2 1	98 A	UC Riverside	1 1						
198 A	Pacific	4 0	55 H	CSUN	1 0						

Non-Div. I Games:

Cal St. Fullerton

Average RPI Win:		125	WON-LOST RECORD		WINNING PCT. RANK		LAST 10 GAMES		STRENGTH OF SCHEDULE		OPP. STRENGTH OF SCHEDULE		TEAM RPI		ADJ RPI		CONF. RPI		ADJ CONF. RPI				
DIV. I ONLY			11-6-2		.63158 49		5-4-1		124		77		65		.52406 62		12		12				
DIV. I NON-CONF.			5-3-1		.61111 54		0-1-0		125		63		67		.51941 66		8		7				
TOTALS		RPI 1-25		RPI 26-50		W-L RECORDS		RPI 51-100		RPI 101-150		RPI 150+											
11-6-2		0-1-0		1-1-0		OVERALL		2-2-1		4-2-1		4-0-0											
5-3-1		0-1-0		0-1-0		HOME		0-1-1		3-0-0		2-0-0											
6-3-1		0-0-0		1-0-0		AWAY		2-1-0		1-2-1		2-0-0											
0-0-0		0-0-0		0-0-0		NEUTRAL		0-0-0		0-0-0		0-0-0											
5-3-1		0-1-0		0-0-0		NON-CONFERENCE		1-0-1		2-2-0		2-0-0											
2-1-1		0-1-0		0-0-0		HOME		0-0-1		1-0-0		1-0-0											
3-2-0		0-0-0		0-0-		AWAY		1-0-0		1-2-0		1-0-0											
0-0-0		0-0-0		0-0-0		NEUTRAL		0-0-0		0-0-0		0-0-0											
6-3-1		0-0-0		1-1-0		CONFERENCE		1-2-0		2-0-1		2-0-0											
3-2-0		0-0-0		0-1-0		HOME		0-1-0		2-0-0		1-0-0											
3-1-1		0-0-0		1-0-0		AWAY		1-1-0		0-0-1		1-0-0											
0-0-0		0-0-0		0-0-0		NEUTRAL		0-0-0		0-0-0		0-0-0											
RPI	S	Opponent		Score		RPI	S	Opponent		Score		RPI	S	Opponent		Score							
4	H	Stanford		0 3		47	A	San Diego		2 0		58	A	Loyola Marymount		1 2		102	A	Santa Clara		1 1	
						47	H	San Diego		1 2		58	H	Loyola Marymount		1 3		102	H	Santa Clara		2 0	
												59	A	Cal St. Fullerton		2 1		119	H	FGCU		1 0	
												65	A	St. Mary's (CA)		2 1		120	A	Cal Poly		1 2	
												69	H	UC Davis		0 0		126	A	Ill.-Chicago		0 1	
																		137	A	Wisconsin		2 1	
																		141	H	Gonzaga		2 1	
																		152	A	San Jose St.		3 0	
																		168	H	Portland		3 2	
																		183	H	Central Ark.		2 0	
																		198	A	Pacific		4 1	
LAST 10 GAMES																							
						102	H	Santa Clara		2 0		4	H	Stanford		0 3							
						47	H	San Diego		1 2		141	H	Gonzaga		2 1							
						58	A	Loyola Marymount		1 2		168	H	Portland		3 2							
						198	A	Pacific		4 1		102	A	Santa Clara		1 1							
						65	A	St. Mary's (CA)		2 1		58	H	Loyola Marymount		1 3							

Non-Div. I Games:

San Francisco

Average RPI Win:		129	WON-LOST RECORD		WINNING PCT. RANK		LAST 10 GAMES		STRENGTH OF SCHEDULE		OPP. STRENGTH OF SCHEDULE		TEAM RPI		ADJ RPI		CONF. RPI		ADJ CONF. RPI				
Average RPI Loss:		35	10-6-3		.60526 63		7-1-2		106		75		66		.52275 63		13		13				
DIV. I ONLY			3-5-1		.38889 148		1-1-0		79		40		52		.53708 51		12		12				
DIV. I NON-CONF.																							
TOTALS		RPI 1-25		RPI 26-50		W-L RECORDS		RPI 51-100		RPI 101-150		RPI 150+											
10-6-3		0-3-0		3-2-1		OVERALL		1-1-0		1-0-1		5-0-1											
6-3-2		0-2-0		1-1-1		HOME		1-0-0		0-0-1		4-0-0											
4-3-1		0-1-0		2-1-0		AWAY		0-1-0		1-0-0		1-0-1											
0-0-0		0-0-0		0-0-0		NEUTRAL		0-0-0		0-0-0		0-0-0											
3-5-1		0-3-0		1-1-0		NON-CONFERENCE		0-1-0		0-0-1		2-0-0											
2-2-1		0-2-0		0-0-0		HOME		0-0-0		0-0-1		2-0-0											
1-3-0		0-1-0		1-0-		AWAY		0-1-0		0-0-0		0-0-0											
0-0-0		0-0-0		0-0-0		NEUTRAL		0-0-0		0-0-0		0-0-0											
7-1-2		0-0-0		2-1-1		CONFERENCE		1-0-0		1-0-0		3-0-1											
4-1-1		0-0-0		1-1-1		HOME		1-0-0		0-0-0		2-0-0											
3-0-1		0-0-0		1-0-0		AWAY		0-0-0		1-0-0		1-0-1											
0-0-0		0-0-0		0-0-0		NEUTRAL		0-0-0		0-0-0		0-0-0											
RPI	S	Opponent		Score		RPI	S	Opponent		Score		RPI	S	Opponent		Score							
14	A	Washington		1	3	29	A	Wake Forest		1	2	84	A	St. John's (NY)		1	3	105	H	Iona	1	1	
15	H	Syracuse		0	4	40	H	Tulsa		2	0	90	H	SMU		2	1	114	A	Memphis	1	0	
21	H	Coastal Caro.		2	3	48	A	South Fla.		1	0							165	A	Cincinnati	0	0	
						48	H	South Fla.		0	0							184	A	UCF	1	0	
						48	H	South Fla.		0	1							188	H	Stony Brook	3	0	
						49	A	Seattle		3	1							192	H	Temple	5	0	
																		192	H	Temple	3	1	
																		197	H	Yale	1	0	
						LAST 10 GAMES																	
						48	H	South Fla.		0	0	192	H	Temple		3	1						
						192	H	Temple		5	0	184	A	UCF		1	0						
						48	A	South Fla.		1	0	15	H	Syracuse		0	4						
						197	H	Yale		1	0	40	H	Tulsa		2	0						
						90	H	SMU		2	1	165	A	Cincinnati		0	0						

Non-Div. I Games:

UConn

Average RPI Win:		138	WON-LOST RECORD		WINNING PCT. RANK		LAST 10 GAMES		STRENGTH OF SCHEDULE		OPP. STRENGTH OF SCHEDULE		TEAM RPI		ADJ RPI		CONF. RPI		ADJ CONF. RPI	
DIV. I ONLY			13-6-1		.675 25		5-4-1		168		70		62		.52191 64		7		7	
DIV. I NON-CONF.			10-3-0		.76923 17		2-1-0		182		101		92		.49866 88		9		9	
TOTALS		RPI 1-25		RPI 26-50		W-L RECORDS		RPI 51-100		RPI 101-150		RPI 150+								
13-6-1		0-1-0		1-4-0		OVERALL		2-1-0		4-0-0		6-0-1								
5-2-1		0-1-0		0-1-0		HOME		1-0-0		2-0-0		2-0-1								
6-4-0		0-0-0		0-3-0		AWAY		1-1-0		2-0-0		3-0-0								
2-0-0		0-0-0		1-0-0		NEUTRAL		0-0-0		0-0-0		1-0-0								
10-3-0		0-1-0		0-1-0		NON-CONFERENCE		1-1-0		3-0-0		6-0-0								
4-1-0		0-1-0		0-0-0		HOME		0-0-0		2-0-0		2-0-0								
5-2-0		0-0-0		0-0-		AWAY		1-1-0		1-0-0		3-0-0								
1-0-0		0-0-0		0-0-0		NEUTRAL		0-0-0		0-0-0		1-0-0								
3-3-1		0-0-0		1-3-0		CONFERENCE		1-0-0		1-0-0		0-0-1								
1-1-1		0-0-0		0-1-0		HOME		1-0-0		0-0-0		0-0-1								
1-2-0		0-0-0		0-2-0		AWAY		0-0-0		1-0-0		0-0-0								
1-0-0		0-0-0		1-0-0		NEUTRAL		0-0-0		0-0-0		0-0-0								
RPI	S	Opponent		Score		RPI	S	Opponent		Score		RPI	S	Opponent		Score				
10	H	Michigan St.		0 1		26	A	Akron		1 2		73	A	Michigan		1 0				
						26	H	Akron		0 1		96	A	Duquesne		2 3				
						32	A	Ohio St.		0 3		100	H	Western Mich.		2 1				
						36	A	West Virginia		1 2										
						36	N	West Virginia		3 2										
	</																			

Non-Div. I Games: Findlay 8 0

Bowling Green

Average RPI Win:	127	WON-LOST	WINNING	LAST 10	STRENGTH OF	OPP. STRENGTH	TEAM	ADJ	CONF.	ADJ CONF.					
Average RPI Loss:	85	RECORD	PCT. RANK	GAMES	SCHEDULE	OF SCHEDULE	RPI	RPI	RPI	RPI					
DIV. I ONLY		12-5-2	.68421	22	7-3-0	178	88	68	.51852	65	12	12			
DIV. I NON-CONF.		5-2-2	.66667	37	0-0-0	83	55	36	.56145	37	8	7			
<hr/>															
TOTALS	RPI 1-25	RPI 26-50		W-L RECORDS		RPI 51-100		RPI 101-150		RPI 150+					
12-5-2	1-1-0	1-1-0		OVERALL		1-1-1		4-1-1		5-1-0					
7-2-0	0-0-0	1-0-0		HOME		0-1-0		3-0-0		3-1-0					
5-3-2	1-1-0	0-1-0		AWAY		1-0-1		1-1-1		2-0-0					
0-0-0	0-0-0	0-0-0		NEUTRAL		0-0-0		0-0-0		0-0-0					
<hr/>															
5-2-2	1-1-0	1-0-0		NON-CONFERENCE		0-0-1		1-1-1		2-0-0					
4-0-0	0-0-0	1-0-0		HOME		0-0-0		1-0-0		2-0-0					
1-2-2	1-1-0	0-0-		AWAY		0-0-1		0-1-1		0-0-0					
0-0-0	0-0-0	0-0-0		NEUTRAL		0-0-0		0-0-0		0-0-0					
<hr/>															
7-3-0	0-0-0	0-1-0		CONFERENCE		1-1-0		3-0-0		3-1-0					
3-2-0	0-0-0	0-0-0		HOME		0-1-0		2-0-0		1-1-0					
4-1-0	0-0-0	0-1-0		AWAY		1-0-0		1-0-0		2-0-0					
0-0-0	0-0-0	0-0-0		NEUTRAL		0-0-0		0-0-0		0-0-0					
<hr/>															
RPI S	Opponent	Score		RPI S	Opponent	Score		RPI S	Opponent	Score					
14 A	Washington	2	1	47 A	San Diego	0	2	58 A	Loyola Marymount	2	0	102 H	Santa Clara	2	1
15 A	Syracuse	0	3	49 H	Seattle	4	2	62 H	San Francisco	1	2	119 H	FGCU	1	0
								69 A	UC Davis	1	1	131 A	Colgate	0	1
												136 A	Sacramento St.	1	1
												141 A	Gonzaga	1	0
												141 H	Gonzaga	2	0
												152 H	San Jose St.	2	1
												168 A	Portland	3	1
												168 H	Portland	1	5
												183 H	Central Ark.	3	1
												198 A	Pacific	2	0
												198 H	Pacific	1	0

Non-Div. I Games:

St. Mary's (CA)

Non-Div. I Games:

Tie, Loss, Non-Conf, S Site, H Home, A Away, N Neutral Page 66

Average RPI Win:		84	WON-LOST RECORD		WINNING PCT. RANK		LAST 10 GAMES		STRENGTH OF SCHEDULE		OPP. STRENGTH OF SCHEDULE		TEAM RPI		ADJ RPI		CONF. RPI		ADJ CONF. RPI				
DIV. I ONLY			5-7-5		.44118 132		3-4-3		13		42		63		.51699 67		3		3				
DIV. I NON-CONF.			3-3-2		.5 102		1-1-0		18		154		68		.51371 68		4		4				
TOTALS		RPI 1-25		RPI 26-50				W-L RECORDS				RPI 51-100				RPI 101-150				RPI 150+			
5-7-5		1-3-0		0-1-1				OVERALL				2-1-4				2-2-0				0-0-0			
3-3-2		1-2-0		0-1-1				HOME				1-0-1				1-0-0				0-0-0			
2-4-3		0-1-0		0-0-0				AWAY				1-1-3				1-2-0				0-0-0			
0-0-0		0-0-0		0-0-0				NEUTRAL				0-0-0				0-0-0				0-0-0			
3-3-2		0-0-0		0-1-1				NON-CONFERENCE				1-1-1				2-1-0				0-0-0			
2-1-1		0-0-0		0-1-1				HOME				1-0-0				1-0-0				0-0-0			
1-2-1		0-0-0		0-0-				AWAY				0-1-1				1-1-0				0-0-0			
0-0-0		0-0-0		0-0-0				NEUTRAL				0-0-0				0-0-0				0-0-0			
2-4-3		1-3-0		0-0-0				CONFERENCE				1-0-3				0-1-0				0-0-0			
1-2-1		1-2-0		0-0-0				HOME				0-0-1				0-0-0				0-0-0			
1-2-2		0-1-0		0-0-0				AWAY				1-0-2				0-1-0				0-0-0			
0-0-0		0-0-0		0-0-0				NEUTRAL				0-0-0				0-0-0				0-0-0			
RPI	S	Opponent		Score		RPI	S	Opponent		Score		RPI	S	Opponent		Score		RPI	S	Opponent		Score	
3	H	Providence		0	3	31	H	George Mason		0	0	51	A	Rhode Island		1	1	128	A	Columbia		1	0
5	H	Georgetown		1	0	42	H	Princeton		4	5	51	H	Marquette		3	3	129	A	DePaul		1	3
8	A	Creighton		2	3							66	H	Monmouth		1	0	135	H	UMass Lowell		2	0
13	H	Xavier		1	3							68	A	Butler		0	0	148	A	Drexel		0	2
												71	A	Delaware		2	3						
												84	A	St. John's (NY)		1	0						
												85	A	Villanova		1	1						
LAST 10 GAMES																							
						84	A	St. John's (NY)		1	0	85	A	Villanova		1	1						
						51	H	Marquette		3	3	13	H	Xavier		1	3						
						68	A	Butler		0	0	128	A	Columbia		1	0						
						3	H	Providence		0	3	8	A	Creighton		2	3						
						5	H	Georgetown		1	0	148	A	Drexel		0	2						

Non-Div. I Games:

Seton Hall

Average RPI Win:	97	WON-LOST	WINNING	LAST 10	STRENGTH OF	OPP. STRENGTH	TEAM	ADJ	CONF.	ADJ CONF.				
Average RPI Loss:	55	RECORD	PCT. RANK	GAMES	SCHEDULE	OF SCHEDULE	RPI	RPI	RPI	RPI				
DIV. I ONLY		6-7-5	.47222	117	37	27	75	.51692	68	3	3			
DIV. I NON-CONF.		4-2-3	.61111	54	66	102	102	.49931	87	4	4			
<hr/>														
TOTALS	RPI 1-25	RPI 26-50		W-L RECORDS		RPI 51-100		RPI 101-150		RPI 150+				
6-7-5	1-3-1	0-0-1		OVERALL		1-4-1		4-0-2		0-0-0				
5-2-1	1-1-0	0-0-0		HOME		1-1-1		3-0-0		0-0-0				
0-5-4	0-2-1	0-0-1		AWAY		0-3-0		0-0-2		0-0-0				
1-0-0	0-0-0	0-0-0		NEUTRAL		0-0-0		1-0-0		0-0-0				
<hr/>														
4-2-3	0-0-1	0-0-1		NON-CONFERENCE		0-2-0		4-0-1		0-0-0				
3-1-0	0-0-0	0-0-0		HOME		0-1-0		3-0-0		0-0-0				
0-1-3	0-0-1	0-1-		AWAY		0-1-0		0-0-1		0-0-0				
1-0-0	0-0-0	0-0-0		NEUTRAL		0-0-0		1-0-0		0-0-0				
<hr/>														
2-5-2	1-3-0	0-0-0		CONFERENCE		1-2-1		0-0-1		0-0-0				
2-1-1	1-1-0	0-0-0		HOME		1-0-1		0-0-0		0-0-0				
0-4-1	0-2-0	0-0-0		AWAY		0-2-0		0-0-1		0-0-0				
0-0-0	0-0-0	0-0-0		NEUTRAL		0-0-0		0-0-0		0-0-0				
<hr/>														
RPI	S	Opponent	Score		RPI	S	Opponent	Score		RPI	S	Opponent	Score	
3	H	Providence	2	0	32	A	Ohio St.	2	2	51	H	Marquette	1	0
5	H	Georgetown	0	2						67	H	Seton Hall	0	0
8	A	Creighton	1	2						84	A	St. John's (NY)	2	3
13	A	Xavier	0	2						85	A	Villanova	0	1
16	A	Indiana	0	0						93	H	Valparaiso	1	2
										100	A	Western Mich.	1	2

Non-Div. I Games:

Butler

Average RPI Win:	99	WON-LOST RECORD	WINNING PCT. RANK	LAST 10 GAMES	STRENGTH OF SCHEDULE	OPP. STRENGTH OF SCHEDULE	TEAM RPI	ADJ RPI	CONF. RPI	ADJ CONF. RPI		
Average RPI Loss:	98											
DIV. I ONLY		10-8-4	.54545	92	5-4-1	32	96	57	.51512	69	8	8
DIV. I NON-CONF.		4-5-2	.45455	129	0-1-0	60	92	64	.50401	78	7	8
<hr/>												
TOTALS	RPI 1-25	RPI 26-50		W-L RECORDS		RPI 51-100		RPI 101-150		RPI 150+		
10-8-4	0-2-1	2-0-3		OVERALL		4-2-0		1-2-0		3-2-0		
3-4-2	0-0-1	1-0-1		HOME		0-1-0		1-1-0		1-2-0		
5-4-2	0-2-0	0-0-2		AWAY		3-1-0		0-1-0		2-0-0		
2-0-0	0-0-0	1-0-0		NEUTRAL		1-0-0		0-0-0		0-0-0		
<hr/>												
4-5-2	0-2-1	1-0-1		NON-CONFERENCE		1-0-0		0-1-0		2-2-0		
1-3-1	0-0-1	1-0-0		HOME		0-0-0		0-1-0		0-2-0		
2-2-1	0-2-0	0-1-		AWAY		0-0-0		0-0-0		2-0-0		
1-0-0	0-0-0	0-0-0		NEUTRAL		1-0-0		0-0-0		0-0-0		
<hr/>												
6-3-2	0-0-0	1-0-2		CONFERENCE		3-2-0		1-1-0		1-0-0		
2-1-1	0-0-0	0-0-1		HOME		0-1-0		1-0-0		1-0-0		
3-2-1	0-0-0	0-0-1		AWAY		3-1-0		0-1-0		0-0-0		
1-0-0	0-0-0	1-0-0		NEUTRAL		0-0-0		0-0-0		0-0-0		
<hr/>												
RPI S	Opponent	Score	RPI S	Opponent	Score	RPI S	Opponent	Score	RPI S	Opponent	Score	
2 A	Virginia	1 2	27 H	UNCW	1 1	71 A	Delaware	1 0	103 H	William & Mary	2 1	
7 A	North Carolina	0 6	27 N	UNCW	2 0	71 A	Delaware	1 0	134 H	Vermont	0 2	
25 H	Penn St.	1 1	36 H	West Virginia	4 3	75 A	Hofstra	2 0	148 A	Drexel	1 2	
			43 A	Furman	0 0	75 H	Hofstra	1 2	153 A	UNC Greensboro	1 0	
			45 A	Elon	0 0	87 A	Northeastern	1 2	160 H	Col. of Charleston	2 0	
						97 N	Lipscomb	1 0	161 H	Albany (NY)	1 3	
									173 H	Robert Morris	1 2	
									196 A	Belmont	2 1	
<hr/>												
LAST 10 GAMES												
7 A	North Carolina	0 6	103 H	William & Mary	2 1							
71 A	Delaware	1 0	45 A	Elon	0 0							
27 N	UNCW	2 0	160 H	Col. of Charleston	2 0							
75 A	Hofstra	2 0	75 H	Hofstra	1 2							
87 A	Northeastern	1 2	148 A	Drexel	1 2							

Non-Div. I Games:

James Madison

Average RPI Win:	124	WON-LOST RECORD	WINNING PCT. RANK	LAST 10 GAMES	STRENGTH OF SCHEDULE	OPP. STRENGTH OF SCHEDULE	TEAM RPI	ADJ RPI	CONF. RPI	ADJ CONF. RPI	
Average RPI Loss:	46										
DIV. I ONLY	13-6-1	.675	25	6-3-1	191	50	73	.51455	71	8	8
DIV. I NON-CONF.	7-3-0	.7	29	0-0-0	195	57	104	.48932	101	7	8
<hr/>											
TOTALS	RPI 1-25	RPI 26-50		W-L RECORDS	RPI 51-100		RPI 101-150		RPI 150+		
13-6-1	0-2-0	2-1-0		OVERALL	3-3-0		3-0-0		5-0-1		
8-4-0	0-0-0	1-1-0		HOME	3-3-0		1-0-0		3-0-0		
5-2-1	0-2-0	1-0-0		AWAY	0-0-0		2-0-0		2-0-1		
0-0-0	0-0-0	0-0-0		NEUTRAL	0-0-0		0-0-0		0-0-0		
<hr/>											
7-3-0	0-2-0	0-1-0		NON-CONFERENCE	1-0-0		1-0-0		5-0-0		
5-1-0	0-0-0	0-1-0		HOME	1-0-0		1-0-0		3-0-0		
2-2-0	0-2-0	0-0-		AWAY	0-0-0		0-0-0		2-0-0		
0-0-0	0-0-0	0-0-0		NEUTRAL	0-0-0		0-0-0		0-0-0		
<hr/>											
6-3-1	0-0-0	2-0-0		CONFERENCE	2-3-0		2-0-0		0-0-1		
3-3-0	0-0-0	1-0-0		HOME	2-3-0		0-0-0		0-0-0		
3-0-1	0-0-0	1-0-0		AWAY	0-0-0		2-0-0		0-0-1		
0-0-0	0-0-0	0-0-0		NEUTRAL	0-0-0		0-0-0		0-0-0		
<hr/>											
RPI S	Opponent	Score		RPI S	Opponent	Score		RPI S	Opponent	Score	
4 A	Stanford	1	2	27 A	UNCW	1	0	67 H	Seton Hall	3	2
18 A	California	2	4	28 H	UMBC	0	1	69 H	James Madison	0	1
				45 H	Elon	2	1	69 H	James Madison	0	1
								75 H	Hofstra	2	1
								87 H	Northeastern	1	0
								87 H	Northeastern	2	3

Non-Div. I Games:

Delaware

Average RPI Win: 117		WON-LOST RECORD		WINNING PCT. RANK		LAST 10 GAMES		STRENGTH OF SCHEDULE		OPP. STRENGTH OF SCHEDULE		TEAM RPI		ADJ RPI		CONF. RPI		ADJ CONF. RPI	
DIV. I ONLY		10-7-3		.575 73		6-2-2		79		97		67		.51334 72		19		19	
DIV. I NON-CONF.		3-7-0		.3 165		2-2-0		42		16		42		.54672 43		17		17	
TOTALS		RPI 1-25		RPI 26-50		W-L RECORDS		RPI 51-100		RPI 101-150		RPI 150+							
10-7-3		1-2-0		2-1-0		OVERALL		0-2-1		2-1-2		5-1-0							
6-1-2		1-0-0		1-0-0		HOME		0-0-0		1-0-2		3-1-0							
4-6-1		0-2-0		1-1-0		AWAY		0-2-1		1-1-0		2-0-0							
0-0-0		0-0-0		0-0-0		NEUTRAL		0-0-0		0-0-0		0-0-0							
3-7-0		1-2-0		2-1-0		NON-CONFERENCE		0-2-0		0-1-0		0-1-0							
2-1-0		1-0-0		1-0-0		HOME		0-0-0		0-0-0		0-1-0							
1-6-0		0-2-0		1-0-		AWAY		0-2-0		0-1-0		0-0-0							
0-0-0		0-0-0		0-0-0		NEUTRAL		0-0-0		0-0-0		0-0-0							
7-0-3		0-0-0		0-0-0		CONFERENCE		0-0-1		2-0-2		5-0-0							
4-0-2		0-0-0		0-0-0		HOME		0-0-0		1-0-2		3-0-0							
3-0-1		0-0-0		0-0-0		AWAY		0-0-1		1-0-0		2-0-0							
0-0-0		0-0-0		0-0-0		NEUTRAL		0-0-0		0-0-0		0-0-0							
RPI S	Opponent		Score		RPI S	Opponent		Score		RPI S	Opponent		Score		RPI S	Opponent		Score	
10 A	Michigan St.		0	1	32 H	Ohio St.		1	0	73 A	Michigan		1	3	104 H	Wright St.		1	1
10 H	Michigan St.		2	0	36 A	West Virginia		1	4	91 A	Denver		2	3	104 H	Wright St.		2	1
25 A	Penn St.		0	1	41 A	Kentucky		2	0	93 A	Valparaiso		2	2	122 A	Air Force		0	1
															124 A	Detroit		2	1
															126 H	Ill.-Chicago		1	1
															154 H	Incarnate Word		1	2
															157 A	Cleveland St.		1	0
															157 H	Cleveland St.		2	1
															159 A	Milwaukee		2	0
															189 H	Green Bay		2	0
															196 H	Belmont		2	0
LAST 10 GAMES																			
10 A	Michigan St.		0	1	104 H	Wright St.		1	1	104 H	Wright St.		1	1	104 H	Wright St.		1	1
41 A	Kentucky		2	0	73 A	Michigan		1	3	73 A	Michigan		1	3	73 A	Michigan		1	3
104 H	Wright St.		2	1	10 H	Michigan St.		2	0	10 H	Michigan St.		2	0	10 H	Michigan St.		2	0
157 H	Cleveland St.		2	1	196 H	Belmont		2	0	196 H	Belmont		2	0	196 H	Belmont		2	0
93 A	Valparaiso		2	2	159 A	Milwaukee		2	0	159 A	Milwaukee		2	0	159 A	Milwaukee		2	0

Non-Div. I Games:

Oakland

Average RPI Win:	122	WON-LOST RECORD	WINNING PCT. RANK	LAST 10 GAMES	STRENGTH OF SCHEDULE	OPP. STRENGTH OF SCHEDULE	TEAM RPI	ADJ RPI	CONF. RPI	ADJ CONF. RPI		
DIV. I ONLY		7-7-5	.5	102	3-4-3	39	115	79	.50886	74	11	11
DIV. I NON-CONF.		4-3-3	.55	91	0-0-1	73	100	90	.50307	79	13	13
<hr/>												
TOTALS	RPI 1-25	RPI 26-50		W-L RECORDS		RPI 51-100		RPI 101-150		RPI 150+		
7-7-5	0-1-1	2-0-2		OVERALL		0-2-2		3-3-0		2-1-0		
3-2-3	0-0-1	2-0-1		HOME		0-0-1		1-2-0		0-0-0		
3-4-2	0-1-0	0-0-1		AWAY		0-1-1		2-1-0		1-1-0		
1-1-0	0-0-0	0-0-0		NEUTRAL		0-1-0		0-0-0		1-0-0		
<hr/>												
4-3-3	0-1-0	1-0-1		NON-CONFERENCE		0-0-2		2-2-0		1-0-0		
2-1-1	0-0-0	1-0-0		HOME		0-0-1		1-1-0		0-0-0		
1-2-2	0-1-0	0-1-		AWAY		0-0-1		1-1-0		0-0-0		
1-0-0	0-0-0	0-0-0		NEUTRAL		0-0-0		0-0-0		1-0-0		
<hr/>												
3-4-2	0-0-1	1-0-1		CONFERENCE		0-2-0		1-1-0		1-1-0		
1-1-2	0-0-1	1-0-1		HOME		0-0-0		0-1-0		0-0-0		
2-2-0	0-0-0	0-0-0		AWAY		0-1-0		1-0-0		1-1-0		
0-1-0	0-0-0	0-0-0		NEUTRAL		0-1-0		0-0-0		0-0-0		
<hr/>												
RPI S	Opponent	Score		RPI S	Opponent	Score		RPI S	Opponent	Score		
19 A	Maryland	0	1	30 A	UAB	0	0	51 A	Rhode Island	0	1	
22 H	Saint Louis	2	2	31 H	George Mason	1	1	51 N	Rhode Island	0	1	
				32 H	Ohio St.	1	0	93 A	Valparaiso	2	2	
				37 H	Davidson	2	0	100 H	Western Mich.	2	2	
<hr/>												
LAST 10 GAMES												
				51 N	Rhode Island	0	1	22 H	Saint Louis	2	2	
				147 A	Saint Joseph's	4	0	51 A	Rhode Island	0	1	
				151 A	La Salle	0	1	182 A	Massachusetts	4	1	
				109 H	Fordham	1	2	31 H	George Mason	1	1	
				100 H	Western Mich.	2	2	37 H	Davidson	2	0	

Non-Div. I Games:

Dayton

Average RPI Win: 116		WON-LOST RECORD	WINNING PCT. RANK		LAST 10 GAMES	STRENGTH OF SCHEDULE	OPP. STRENGTH OF SCHEDULE	TEAM RPI	ADJ RPI		CONF. RPI	ADJ CONF. RPI						
Average RPI Loss: 65																		
DIV. I ONLY		10-6-3	.60526	63	6-3-1	149	57	85	.50872	75	8	8						
DIV. I NON-CONF.		5-3-2	.6	59	1-0-0	172	60	105	.48726	106	7	8						
<hr/>																		
TOTALS		RPI 1-25		RPI 26-50		W-L RECORDS		RPI 51-100		RPI 101-150		RPI 150+						
10-6-3		0-1-0		2-2-0		OVERALL		1-2-2		4-0-1		3-1-0						
4-2-1		0-1-0		0-0-0		HOME		0-1-1		2-0-0		2-0-0						
6-4-1		0-0-0		2-2-0		AWAY		1-1-1		2-0-0		1-1-0						
0-0-1		0-0-0		0-0-0		NEUTRAL		0-0-0		0-0-1		0-0-0						
5-3-2		0-1-0		1-1-0		NON-CONFERENCE		0-0-1		2-0-1		2-1-0						
1-1-0		0-1-0		0-0-0		HOME		0-0-0		0-0-0		1-0-0						
4-2-1		0-0-0		1-0-		AWAY		0-0-1		2-0-0		1-1-0						
0-0-1		0-0-0		0-0-0		NEUTRAL		0-0-0		0-0-1		0-0-0						
5-3-1		0-0-0		1-1-0		CONFERENCE		1-2-1		2-0-0		1-0-0						
3-1-1		0-0-0		0-0-0		HOME		0-1-1		2-0-0		1-0-0						
2-2-0		0-0-0		1-1-0		AWAY		1-1-0		0-0-0		0-0-0						
0-0-0		0-0-0		0-0-0		NEUTRAL		0-0-0		0-0-0		0-0-0						
RPI	S	Opponent		Score		RPI	S	Opponent		Score		RPI	S	Opponent		Score		
23	H	Dartmouth		1	2	27	A	UNCW		0	2	69	A	James Madison		2	1	
						29	A	Wake Forest		1	0	69	H	James Madison		0	2	
						33	A	Northwestern		0	3	71	A	Delaware		1	2	
						45	A	Elon		2	0	84	A	St. John's (NY)		2	2	
												87	H	Northeastern		0	0	
														103 H William & Mary		3	0	
														107 A Rutgers		3	1	
														134 A Vermont		1	0	
														145 N Northern Ill.		0	0	
														148 H Drexel		2	1	
														160 H Col. of Charleston		1	0	
														164 A New Hampshire		2	3	
														179 H Binghamton		1	0	
														186 A Fairleigh Dickinson		2	1	
<hr/>																		
LAST 10 GAMES																		
69 H James Madison						0	2	69 A James Madison						2	1			
160 H Col. of Charleston						1	0	71 A Delaware						1	2			
87 H Northeastern						0	0	103 H William & Mary						3	0			
27 A UNCW						0	2	29 A Wake Forest						1	0			
148 H Drexel						2	1	45 A Elon						2	0			

Non-Div. I Games:

Hofstra

Average RPI Win:	142	WON-LOST	WINNING	LAST 10	STRENGTH OF	OPP. STRENGTH	TEAM	ADJ	CONF.	ADJ CONF.	
Average RPI Loss:	71	RECORD	PCT. RANK	GAMES	SCHEDULE	OF SCHEDULE	RPI	RPI	RPI	RPI	
DIV. I ONLY	9-5-4	.61111	61	5-3-2	97	143	74	.508	76	18	18
DIV. I NON-CONF.	4-4-2	.5	102	1-2-0	56	121	49	.53285	55	15	15
<hr/>											
TOTALS	RPI 1-25	RPI 26-50		W-L RECORDS	RPI 51-100		RPI 101-150		RPI 150+		
9-5-4	0-0-0	0-3-0		OVERALL	1-0-0		5-2-4		3-0-0		
6-1-1	0-0-0	0-1-0		HOME	0-0-0		4-0-1		2-0-0		
2-3-2	0-0-0	0-2-0		AWAY	1-0-0		0-1-2		1-0-0		
1-1-1	0-0-0	0-0-0		NEUTRAL	0-0-0		1-1-1		0-0-0		
<hr/>											
4-4-2	0-0-0	0-3-0		NON-CONFERENCE	1-0-0		2-1-2		1-0-0		
3-1-1	0-0-0	0-1-0		HOME	0-0-0		2-0-1		1-0-0		
1-3-0	0-0-0	0-0-		AWAY	1-0-0		0-1-0		0-0-0		
0-0-1	0-0-0	0-0-0		NEUTRAL	0-0-0		0-0-1		0-0-0		
<hr/>											
5-1-2	0-0-0	0-0-0		CONFERENCE	0-0-0		3-1-2		2-0-0		
3-0-0	0-0-0	0-0-0		HOME	0-0-0		2-0-0		1-0-0		
1-0-2	0-0-0	0-0-0		AWAY	0-0-0		0-0-2		1-0-0		
1-1-0	0-0-0	0-0-0		NEUTRAL	0-0-0		1-1-0		0-0-0		
<hr/>											
RPI S	Opponent	Score	RPI S	Opponent	Score	RPI S	Opponent	Score	RPI S	Opponent	Score
			30 A	UAB	1 3	90 A	SMU	1 0	108 A	SIUE	1 1
			35 A	New Mexico	0 2				108 N	SIUE	0 1
			40 H	Tulsa	0 1				114 N	Memphis	0 0
									122 H	Air Force	1 0
									127 H	UMKC	2 2
									130 A	Loyola Chicago	0 0
									130 N	Loyola Chicago	2 0
									142 H	Bradley	1 0
									143 A	Oral Roberts	0 1
									143 H	Oral Roberts	2 0
									144 H	Evansville	1 0
									154 H	Incarnate Word	1 0
									171 H	Drake	2 0
									183 A	Central Ark.	1 0
			LAST 10 GAMES								
			108 N	SIUE	0 1	130 A	Loyola Chicago	0 0			
			130 N	Loyola Chicago	2 0	35 A	New Mexico	0 2			
			144 H	Evansville	1 0	143 H	Oral Roberts	2 0			
			108 A	SIUE	1 1	171 H	Drake	2 0			
			142 H	Bradley	1 0	40 H	Tulsa	0 1			

Non-Div. I Games:

Missouri St.

Average RPI Win: 130		WON-LOST	WINNING	LAST 10	STRENGTH OF	OPP. STRENGTH	TEAM	ADJ	CONF.	ADJ CONF.		
Average RPI Loss: 18		RECORD	PCT. RANK	GAMES	SCHEDULE	OF SCHEDULE	RPI	RPI	RPI	RPI		
DIV. I ONLY		7-8-2	.47059	120	3-5-2	52	33	76	.50786	77	2	2
DIV. I NON-CONF.		5-2-1	.6875	33	2-0-1	143	127	128	.46489	122	3	3
<hr/>												
TOTALS		RPI 1-25	RPI 26-50		W-L RECORDS		RPI 51-100		RPI 101-150		RPI 150+	
7-8-2		0-6-0	1-1-1		OVERALL		1-1-0		2-0-0		3-0-1	
4-2-2		0-1-0	1-0-1		HOME		0-1-0		1-0-0		2-0-1	
3-6-0		0-5-0	0-1-0		AWAY		1-0-0		1-0-0		1-0-0	
0-0-0		0-0-0	0-0-0		NEUTRAL		0-0-0		0-0-0		0-0-0	
5-2-1		0-1-0	0-1-1		NON-CONFERENCE		0-0-0		2-0-0		3-0-0	
3-0-1		0-0-0	0-0-1		HOME		0-0-0		1-0-0		2-0-0	
2-2-0		0-1-0	0-0-		AWAY		0-0-0		1-0-0		1-0-0	
0-0-0		0-0-0	0-0-0		NEUTRAL		0-0-0		0-0-0		0-0-0	
2-6-1		0-5-0	1-0-0		CONFERENCE		1-1-0		0-0-0		0-0-1	
1-2-1		0-1-0	1-0-0		HOME		0-1-0		0-0-0		0-0-1	
1-4-0		0-4-0	0-0-0		AWAY		1-0-0		0-0-0		0-0-0	
0-0-0		0-0-0	0-0-0		NEUTRAL		0-0-0		0-0-0		0-0-0	
RPI	S	Opponent	Score	RPI	S	Opponent	Score	RPI	S	Opponent	Score	
2	A	Virginia	0 1	29	H	Wake Forest	2 0	53	H	Duke	0 2	
2	A	Virginia	0 1	36	A	West Virginia	0 3	89	A	North Carolina St.	3 2	
6	A	Notre Dame	1 3	37	H	Davidson	0 0					
7	A	North Carolina	0 5									
15	H	Syracuse	0 1									
22	A	Saint Louis	1 3									
									</			

Non-Div. I Games:

Virginia Tech

Average RPI Win: 123		WON-LOST RECORD		WINNING PCT. RANK		LAST 10 GAMES		STRENGTH OF SCHEDULE		OPP. STRENGTH OF SCHEDULE		TEAM RPI		ADJ RPI		CONF. RPI		ADJ CONF. RPI	
DIV. I ONLY		10-10-3		.5 102		4-3-3		47		95		72		.50744 78		9		9	
DIV. I NON-CONF.		4-7-0		.36364 153		0-2-0		84		113		89		.48774 103		10		10	
TOTALS		RPI 1-25		RPI 26-50		W-L RECORDS		RPI 51-100		RPI 101-150		RPI 150+							
10-10-3		0-3-0		1-2-1		OVERALL		2-2-1		4-1-1		3-2-0							
3-5-1		0-2-0		0-1-1		HOME		0-1-0		1-0-0		2-1-0							
7-5-1		0-1-0		1-1-0		AWAY		2-1-0		3-1-1		1-1-0							
0-0-1		0-0-0		0-0-0		NEUTRAL		0-0-1		0-0-0		0-0-0							
4-7-0		0-3-0		0-1-0		NON-CONFERENCE		1-0-0		0-1-0		3-2-0							
2-3-0		0-2-0		0-0-0		HOME		0-0-0		0-0-0		2-1-0							
2-4-0		0-1-0		0-0-		AWAY		1-0-0		0-1-0		1-1-0							
0-0-0		0-0-0		0-0-0		NEUTRAL		0-0-0		0-0-0		0-0-0							
6-3-3		0-0-0		1-1-1		CONFERENCE		1-2-1		4-0-1		0-0-0							
1-2-1		0-0-0		0-1-1		HOME		0-1-0		1-0-0		0-0-0							
5-1-1		0-0-0		1-0-0		AWAY		1-1-0		3-0-1		0-0-0							
0-0-1		0-0-0		0-0-0		NEUTRAL		0-0-1		0-0-0		0-0-0							
RPI S	Opponent	Score		RPI S	Opponent	Score		RPI S	Opponent	Score		RPI S	Opponent	Score					
13 H	Xavier	0	1	27 A	UNCW	0	2	57 A	Navy	0	1	106 A	Canisius	0	1				
15 A	Syracuse	1	4	34 H	American	0	1	57 N	Navy	0	0	111 A	Holy Cross	1	0				
25 H	Penn St.	0	2	38 A	Boston U.	3	2	80 A	Lehigh	4	0	113 A	Army	2	1				
				38 H	Boston U.	1	1	80 H	Lehigh	1	2	131 A	Colgate	1	1				
								83 A	Saint Francis (PA)	2	0	132 A	Loyola Maryland	4	1				
												149 H	Lafayette	2	0				
												151 A	La Salle	0	1				
												156 A	Buffalo	2	0				
												170 H	Hartwick	2	0				
												179 H	Binghamton	1	2				
												201 H	Howard	4	0				
				LAST 10 GAMES															
				27 A	UNCW	0	2	111 A	Holy Cross	1	0								
				38 A	Boston U.	3	2	149 H	Lafayette	2	0								
				57 N	Navy	0	0	131 A	Colgate	1	1								
				80 A	Lehigh	4	0	15 A	Syracuse	1	4								
				38 H	Boston U.	1	1	57 A	Navy	0	1								

Non-Div. I Games:

Bucknell

Average RPI Win: 121		WON-LOST RECORD		WINNING PCT. RANK		LAST 10 GAMES		STRENGTH OF SCHEDULE		OPP. STRENGTH OF SCHEDULE		TEAM RPI		ADJ RPI		CONF. RPI		ADJ CONF. RPI					
DIV. I ONLY		5-6-6		.47059 120		3-3-4		35		85		89		.50588 79		10		10					
DIV. I NON-CONF.		3-3-4		.5 102		1-0-2		43		64		74		.51134 71		11		11					
TOTALS		RPI 1-25		RPI 26-50		W-L RECORDS		RPI 51-100		RPI 101-150		RPI 150+											
5-6-6		0-2-0		1-2-1		OVERALL		1-2-1		1-0-4		2-0-0											
4-3-2		0-1-0		0-0-0		HOME		1-2-1		1-0-1		2-0-0											
1-3-4		0-1-0		1-2-1		AWAY		0-0-0		0-0-3		0-0-0											
0-0-0		0-0-0		0-0-0		NEUTRAL		0-0-0		0-0-0		0-0-0											
3-3-4		0-1-0		1-1-1		NON-CONFERENCE		1-1-0		0-0-3		1-0-0											
2-2-1		0-1-0		0-0-0		HOME		1-1-0		0-0-1		1-0-0											
1-1-3		0-0-0		1-1-		AWAY		0-0-0		0-0-2		0-0-0											
0-0-0		0-0-0		0-0-0		NEUTRAL		0-0-0		0-0-0		0-0-0											
2-3-2		0-1-0		0-1-0		CONFERENCE		0-1-1		1-0-1		1-0-0											
2-1-1		0-0-0		0-0-0		HOME		0-1-1		1-0-0		1-0-0											
0-2-1		0-1-0		0-1-0		AWAY		0-0-0		0-0-1		0-0-0											
0-0-0		0-0-0		0-0-0		NEUTRAL		0-0-0		0-0-0		0-0-0											
RPI	S	Opponent		Score		RPI	S	Opponent		Score		RPI	S	Opponent		Score							
3	H	Providence		2	3	38	A	Boston U.		1	0	56	H	Harvard		1	1	112	A Penn	1	1		
23	A	Dartmouth		0	3	42	A	Princeton		1	2	60	H	Cornell		0	1	119	A FGCU	0	0		
						44	A	Boston College		1	1	80	H	Lehigh		2	1	125	A Fairfield	0	0		
						48	A	South Fla.		1	3	94	H	Siena		1	2	128	H Columbia	1	0		
																		134	H Vermont	0	0		
																		164	H New Hampshire	1	0		
																		197	H Yale	1	0		
						LAST 10 GAMES																	
						23	A	Dartmouth		0	3	56	H	Harvard		1	1						
						197	H	Yale		1	0	44	A	Boston College		1	1						
						112	A	Penn		1	1	42	A	Princeton		1	2						
						164	H	New Hampshire		1	0	128	H	Columbia		1	0						
						60	H	Cornell		0	1	125	A	Fairfield		0	0						

Non-Div. I Games:

Brown

Average RPI Win: 111		WON-LOST	WINNING	LAST 10	STRENGTH OF	OPP. STRENGTH	TEAM	ADJ	CONF.	ADJ CONF.				
Average RPI Loss: 96		RECORD	PCT. RANK	GAMES	SCHEDULE	OF SCHEDULE	RPI	RPI	RPI	RPI				
DIV. I ONLY		10-8-1	.55263	86	4-5-1	102	90	82	.5038	80	9	9		
DIV. I NON-CONF.		5-4-0	.55556	82	1-1-0	126	135	101	.49286	97	10	10		
<hr/>														
TOTALS		RPI 1-25	RPI 26-50		W-L RECORDS		RPI 51-100		RPI 101-150		RPI 150+			
10-8-1		0-1-0	1-1-0		OVERALL		3-3-1		3-2-0		3-1-0			
5-3-1		0-0-0	1-1-0		HOME		0-2-1		1-0-0		3-0-0			
5-5-0		0-1-0	0-0-0		AWAY		3-1-0		2-2-0		0-1-0			
0-0-0		0-0-0	0-0-0		NEUTRAL		0-0-0		0-0-0		0-0-0			
5-4-0		0-1-0	0-0-0		NON-CONFERENCE		2-2-0		0-0-0		3-1-0			
3-1-0		0-0-0	0-0-0		HOME		0-1-0		0-0-0		3-0-0			
2-3-0		0-1-0	0-0-		AWAY		2-1-0		0-0-0		0-1-0			
0-0-0		0-0-0	0-0-0		NEUTRAL		0-0-0		0-0-0		0-0-0			
5-4-1		0-0-0	1-1-0		CONFERENCE		1-1-1		3-2-0		0-0-0			
2-2-1		0-0-0	1-1-0		HOME		0-1-1		1-0-0		0-0-0			
3-2-0		0-0-0	0-0-0		AWAY		1-0-0		2-2-0		0-0-0			
0-0-0		0-0-0	0-0-0		NEUTRAL		0-0-0		0-0-0		0-0-0			
RPI	S	Opponent	Score		RPI	S	Opponent	Score		RPI	S	Opponent	Score	
19	A	Maryland	0 2		34	H	American	2 1		51	A	Rhode Island	1 0	
					38	H	Boston U.	0 2		57	H	Navy	1 1	
										66	A	Monmouth	2 0	
										78	A	Bucknell	2 1	
										78	H	Bucknell	0 4	
										79	A	Brown	1 2	
										85	H	Villanova	0 1	

Non-Div. I Games:

Lehigh

Average RPI Win:	127	WON-LOST RECORD	WINNING PCT. RANK	LAST 10 GAMES	STRENGTH OF SCHEDULE	OPP. STRENGTH OF SCHEDULE	TEAM RPI	ADJ RPI	CONF. RPI	ADJ CONF. RPI		
DIV. I ONLY		10-4-5	.65789	42	6-0-4	132	93	69	.50361	81	15	15
DIV. I NON-CONF.		3-4-1	.4375	140	0-0-0	167	19	78	.4999	85	21	21
<hr/>												
TOTALS	RPI 1-25	RPI 26-50		W-L RECORDS		RPI 51-100		RPI 101-150		RPI 150+		
10-4-5	1-0-0	0-2-0		OVERALL		1-0-1		5-2-3		3-0-1		
6-1-3	1-0-0	0-1-0		HOME		1-0-1		2-0-1		2-0-1		
4-2-2	0-0-0	0-1-0		AWAY		0-0-0		3-1-2		1-0-0		
0-1-0	0-0-0	0-0-0		NEUTRAL		0-0-0		0-1-0		0-0-0		
<hr/>												
3-4-1	1-0-0	0-2-0		NON-CONFERENCE		0-0-0		1-2-1		1-0-0		
3-1-0	1-0-0	0-1-0		HOME		0-0-0		1-0-0		1-0-0		
0-2-1	0-0-0	0-0-		AWAY		0-0-0		0-1-1		0-0-0		
0-1-0	0-0-0	0-0-0		NEUTRAL		0-0-0		0-1-0		0-0-0		
<hr/>												
7-0-4	0-0-0	0-0-0		CONFERENCE		1-0-1		4-0-2		2-0-1		
3-0-3	0-0-0	0-0-0		HOME		1-0-1		1-0-1		1-0-1		
4-0-1	0-0-0	0-0-0		AWAY		0-0-0		3-0-1		1-0-0		
0-0-0	0-0-0	0-0-0		NEUTRAL		0-0-0		0-0-0		0-0-0		
<hr/>												
RPI S	Opponent	Score		RPI S	Opponent	Score		RPI S	Opponent	Score		
3	H Providence	3	1	33	A Northwestern	0	2	66	H Monmouth	0	0	
				44	H Boston College	0	2	94	H Siena	2	0	
						</						

Non-Div. I Games:

Quinnipiac

Average RPI Win:	97	WON-LOST RECORD		WINNING PCT. RANK		LAST 10 GAMES		STRENGTH OF SCHEDULE		OPP. STRENGTH OF SCHEDULE		TEAM RPI		ADJ RPI		CONF. RPI		ADJ CONF. RPI					
DIV. I ONLY		6-12-0		.33333	169	1-9-0		21		11		87		.5032	82	1		1					
DIV. I NON-CONF.		5-3-0		.625	47	0-0-0		118		109		155		.4458	144	1		1					
TOTALS		RPI 1-25		RPI 26-50		W-L RECORDS		RPI 51-100		RPI 101-150		RPI 150+											
6-12-0		2-9-0		0-1-0		OVERALL		1-0-0		1-2-0		2-0-0											
6-5-0		2-4-0		0-0-0		HOME		1-0-0		1-1-0		2-0-0											
0-7-0		0-5-0		0-1-0		AWAY		0-0-0		0-1-0		0-0-0											
0-0-0		0-0-0		0-0-0		NEUTRAL		0-0-0		0-0-0		0-0-0											
5-3-0		1-0-0		0-1-0		NON-CONFERENCE		1-0-0		1-2-0		2-0-0											
5-1-0		1-0-0		0-0-0		HOME		1-0-0		1-1-0		2-0-0											
0-2-0		0-0-0		0-0-		AWAY		0-0-0		0-1-0		0-0-0											
0-0-0		0-0-0		0-0-0		NEUTRAL		0-0-0		0-0-0		0-0-0											
1-9-0		1-9-0		0-0-0		CONFERENCE		0-0-0		0-0-0		0-0-0											
1-4-0		1-4-0		0-0-0		HOME		0-0-0		0-0-0		0-0-0											
0-5-0		0-5-0		0-0-0		AWAY		0-0-0		0-0-0		0-0-0											
0-0-0		0-0-0		0-0-0		NEUTRAL		0-0-0		0-0-0		0-0-0											
RPI	S	Opponent		Score		RPI	S	Opponent		Score		RPI	S	Opponent		Score		RPI	S	Opponent		Score	
1	A	UCLA		1	2	50	A	UC Santa Barbara		0	1	91	H	Denver		4	3	104	H	Wright St.		3	2
1	H	UCLA		0	1									121 A FIU		1	2						
4	A	Stanford		0	2									123 H Bakersfield		0	1						
4	H	Stanford		0	1									156 H Buffalo		1	0						
11	H	Clemson		2	1									198 H Pacific		2	0						
14	A	Washington		0	1																		
14	H	Washington		2	3																		
18	A	California		3	4																		
18	H	California		1	2																		
24	A	Oregon St.		0	2																		
24	H	Oregon St.		1	0																		
LAST 10 GAMES																							
1	A	UCLA		1	2	14	H	Washington		2	3												
4	H	Stanford		0	1	24	H	Oregon St.		1	0												
18	H	California		1	2	18	A	California		3	4												
14	A	Washington		0	1	4	A	Stanford		0	2												
24	A	Oregon St.		0	2	1	H	UCLA		0	1												

Non-Div. I Games: Point Loma 1 0

San Diego St.

Average RPI Win:	144	WON-LOST	WINNING	LAST 10	STRENGTH OF	OPP. STRENGTH	TEAM	ADJ	CONF.	ADJ CONF.		
Average RPI Loss:	108	RECORD	PCT. RANK	GAMES	SCHEDULE	OF SCHEDULE	RPI	RPI	RPI	RPI		
DIV. I ONLY		13-6-1	.675	25	7-3-0	180	160	78	.50284	83	23	23
DIV. I NON-CONF.		6-4-1	.59091	69	0-1-0	127	84	58	.52701	60	22	22
<hr/>												
TOTALS	RPI 1-25	RPI 26-50		W-L RECORDS		RPI 51-100		RPI 101-150		RPI 150+		
13-6-1	0-1-0	1-0-0		OVERALL		1-2-0		4-2-1		7-1-0		
8-2-0	0-0-0	0-0-0		HOME		1-1-0		3-1-0		4-0-0		
5-4-1	0-1-0	1-0-0		AWAY		0-1-0		1-1-1		3-1-0		
0-0-0	0-0-0	0-0-0		NEUTRAL		0-0-0		0-0-0		0-0-0		
<hr/>												
6-4-1	0-1-0	1-0-0		NON-CONFERENCE		1-2-0		3-0-1		1-1-0		
4-1-0	0-0-0	0-0-0		HOME		1-1-0		2-0-0		1-0-0		
2-3-1	0-1-0	1-0-		AWAY		0-1-0		1-0-1		0-1-0		
0-0-0	0-0-0	0-0-0		NEUTRAL		0-0-0		0-0-0		0-0-0		
<hr/>												
7-2-0	0-0-0	0-0-0		CONFERENCE		0-0-0		1-2-0		6-0-0		
4-1-0	0-0-0	0-0-0		HOME		0-0-0		1-1-0		3-0-0		
3-1-0	0-0-0	0-0-0		AWAY		0-0-0		0-1-0		3-0-0		
0-0-0	0-0-0	0-0-0		NEUTRAL		0-0-0		0-0-0		0-0-0		
<hr/>												
RPI S	Opponent	Score		RPI S	Opponent	Score		RPI S	Opponent	Score		
25 A	Penn St.	0	3	36 A	West Virginia	1	0	78 H	Bucknell	0	2	
								88 H	Hartford	1	0	
								96 A	Duquesne	2	4	

Non-Div. I Games:

Saint Francis (PA)

Average RPI Win:	74	WON-LOST	WINNING	LAST 10	STRENGTH OF	OPP. STRENGTH	TEAM	ADJ	CONF.	ADJ CONF.	
Average RPI Loss:	31	RECORD	PCT. RANK	GAMES	SCHEDULE	OF SCHEDULE	RPI	RPI	RPI	RPI	
DIV. I ONLY	4-10-4	.33333	169	2-7-1	11	25	88	.5025	84	3	3
DIV. I NON-CONF.	3-3-3	.5	102	1-0-0	8	89	75	.50713	73	4	4
<hr/>											
TOTALS	RPI 1-25	RPI 26-50		W-L RECORDS		RPI 51-100		RPI 101-150		RPI 150+	
4-10-4	0-6-0	0-1-1		OVERALL		3-3-1		1-0-2		0-0-0	
4-4-2	0-2-0	0-0-0		HOME		3-2-1		1-0-1		0-0-0	
0-6-2	0-4-0	0-1-1		AWAY		0-1-0		0-0-1		0-0-0	
0-0-0	0-0-0	0-0-0		NEUTRAL		0-0-0		0-0-0		0-0-0	
3-3-3	0-2-0	0-1-1		NON-CONFERENCE		2-0-1		1-0-1		0-0-0	
3-1-1	0-1-0	0-0-0		HOME		2-0-1		1-0-0		0-0-0	
0-2-2	0-1-0	0-1-		AWAY		0-0-0		0-0-1		0-0-0	
0-0-0	0-0-0	0-0-0		NEUTRAL		0-0-0		0-0-0		0-0-0	
1-7-1	0-4-0	0-0-0		CONFERENCE		1-3-0		0-0-1		0-0-0	
1-3-1	0-1-0	0-0-0		HOME		1-2-0		0-0-1		0-0-0	
0-4-0	0-3-0	0-0-0		AWAY		0-1-0		0-0-0		0-0-0	
0-0-0	0-0-0	0-0-0		NEUTRAL		0-0-0		0-0-0		0-0-0	
RPI	S	Opponent	Score	RPI	S	Opponent	Score	RPI	S	Opponent	Score
3	A	Providence	2 3	36	A	West Virginia	0 1	51	A	Marquette	0 2
5	A	Georgetown	0 1	42	A	Princeton	0 0	56	H	Harvard	2 1
8	H	Creighton	0 1					63	H	UConn	3 1
13	A	Xavier	0 1					67	H	Seton Hall	0 1
15	H	Syracuse	0 1					68	H	Butler	3 2
25	A	Penn St.	0 3					75	H	Hofstra	2 2
								85	H	Villanova	0 2
	</										

Non-Div. I Games:

St. John's (NY)

Average RPI Win: 130		WON-LOST	WINNING	LAST 10	STRENGTH OF		OPP. STRENGTH	TEAM	ADJ		CONF.	ADJ CONF.
Average RPI Loss: 52		RECORD	PCT. RANK	GAMES	SCHEDULE		OF SCHEDULE	RPI	RPI		RPI	RPI
DIV. I ONLY		8-8-3	.5	102	4-4-2		71	40	80		.50176	85
DIV. I NON-CONF.		5-3-1	.61111	54	1-0-0		153	172	131		.45329	135
TOTALS		RPI 1-25	RPI 26-50		W-L RECORDS		RPI 51-100		RPI 101-150		RPI 150+	
8-8-3		0-5-0	0-0-0		OVERALL		3-1-3		1-2-0		4-0-0	
5-2-2		0-2-0	0-0-0		HOME		1-0-2		1-0-0		3-0-0	
3-6-1		0-3-0	0-0-0		AWAY		2-1-1		0-2-0		1-0-0	
0-0-0		0-0-0	0-0-0		NEUTRAL		0-0-0		0-0-0		0-0-0	
5-3-1		0-0-0	0-0-0		NON-CONFERENCE		1-1-1		0-2-0		4-0-0	
3-0-1		0-0-0	0-0-0		HOME		0-0-1		0-0-0		3-0-0	
2-3-0		0-0-0	0-0-		AWAY		1-1-0		0-2-0		1-0-0	
0-0-0		0-0-0	0-0-0		NEUTRAL		0-0-0		0-0-0		0-0-0	
3-5-2		0-5-0	0-0-0		CONFERENCE		2-0-2		1-0-0		0-0-0	
2-2-1		0-2-0	0-0-0		HOME		1-0-1		1-0-0		0-0-0	
1-3-1		0-3-0	0-0-0		AWAY		1-0-1		0-0-0		0-0-0	
0-0-0		0-0-0	0-0-0		NEUTRAL		0-0-0		0-0-0		0-0-0	
RPI S	Opponent	Score	RPI S	Opponent	Score	RPI S	Opponent	Score	RPI S	Opponent	Score	
3 A	Providence	1 2				51 A	Marquette	1 1	129 H	DePaul	4 0	
3 A	Providence	1 2				66 H	Monmouth	1 1	148 A	Drexel	0 1	
5 H	Georgetown	1 2				67 H	Seton Hall	1 1	150 A	Marist	0 1	
8 H	Creighton	0 1				68 H	Butler	1 0	151 H	La Salle	3 0	
13 A	Xavier	0 3				80 A	Lehigh	1 0	161 H	Albany (NY)	1 0	
						84 A	St. John's (NY)	2 0	180 H	Saint Peter's	3 1	
						88 A	Hartford	0 1	188 A	Stony Brook	1 0	
LAST 10 GAMES												
3 A	Providence	1 2	51 A	Marquette	1 1							
5 H	Georgetown	1 2	67 H	Seton Hall	1 1							
13 A	Xavier	0 3	3 A	Providence	1 2							
84 A	St. John's (NY)	2 0	188 A	Stony Brook	1 0							
68 H	Butler	1 0	129 H	DePaul	4 0							

Non-Div. I Games:

Villanova

Average RPI Win: 155		WON-LOST RECORD	WINNING PCT. RANK	LAST 10 GAMES	STRENGTH OF SCHEDULE	OPP. STRENGTH OF SCHEDULE	TEAM RPI	ADJ RPI	CONF. RPI	ADJ CONF. RPI	
Average RPI Loss: 81											
DIV. I ONLY		14-7-0	.66667 34	7-3-0	172	173	77	.5017 86	16	16	
DIV. I NON-CONF.		5-4-0	.55556 82	1-0-0	179	184	94	.48783 102	19	18	
TOTALS		RPI 1-25	RPI 26-50		W-L RECORDS		RPI 51-100		RPI 101-150		RPI 150+
14-7-0	0-0-0		1-3-0		OVERALL		0-1-0		4-3-0		9-0-0
7-1-0	0-0-0		1-1-0		HOME		0-0-0		3-0-0		3-0-0
5-4-0	0-0-0		0-1-0		AWAY		0-1-0		1-2-0		4-0-0
2-2-0	0-0-0		0-1-0		NEUTRAL		0-0-0		0-1-0		2-0-0
5-4-0	0-0-0		0-1-0		NON-CONFERENCE		0-1-0		1-2-0		4-0-0
2-1-0	0-0-0		0-1-0		HOME		0-0-0		1-0-0		1-0-0
1-2-0	0-0-0		0-0-		AWAY		0-1-0		0-1-0		1-0-0
2-1-0	0-0-0		0-0-0		NEUTRAL		0-0-0		0-1-0		2-0-0
9-3-0	0-0-0		1-2-0		CONFERENCE		0-0-0		3-1-0		5-0-0
5-0-0	0-0-0		1-0-0		HOME		0-0-0		2-0-0		2-0-0
4-2-0	0-0-0		0-1-0		AWAY		0-0-0		1-1-0		3-0-0
0-1-0	0-0-0		0-1-0		NEUTRAL		0-0-0		0-0-0		0-0-0
RPI S	Opponent	Score	RPI S	Opponent	Score	RPI S	Opponent	Score	RPI S	Opponent	Score
			30 H	UAB	1 2	54 A	South Carolina	0 2	110 A	Wofford	1 2
			43 A	Furman	1 2				110 H	Wofford	3 2
			43 H	Furman	3 0				138 H	North Florida	2 1
			43 N	Furman	0 1				140 A	East Tenn. St.	1 0
									140 H	East Tenn. St.	1 0
									142 N	Bradley	1 2
									144 A	Evansville	1 3
									153 A	UNC Greensboro	2 1
									153 A	UNC Greensboro	1 0
									153 H	UNC Greensboro	3 2
									172 H	Georgia St.	2 0
									177 A	Ga. Southern	1 0
									191 N	Fla. Atlantic	3 0
									194 N	UNC Asheville	3 0
									203 A	VMI	1 0
									203 H	VMI	3 0
LAST 10 GAMES											
			43 N	Furman	0 1	203 H	VMI	3 0			
			153 A	UNC Greensboro	1 0	110 H	Wofford	3 2			
			138 H	North Florida	2 1	153 A	UNC Greensboro	2 1			
			140 H	East Tenn. St.	1 0	110 A	Wofford	1 2			
			43 A	Furman	1 2	43 H	Furman	3 0			

Non-Div. I Games:

Mercer

Average RPI Win:	123	WON-LOST RECORD	WINNING PCT. RANK	LAST 10 GAMES	STRENGTH OF SCHEDULE	OPP. STRENGTH OF SCHEDULE	TEAM RPI	ADJ RPI	CONF. RPI	ADJ CONF. RPI	
DIV. I ONLY		8-11-1	.425 133	5-4-1	51	86	93	.50055 87	8	8	
DIV. I NON-CONF.		3-7-0	.3 165	0-0-0	61	95	98	.4949 95	7	8	
<hr/>											
TOTALS	RPI 1-25	RPI 26-50		W-L RECORDS	RPI 51-100		RPI 101-150		RPI 150+		
8-11-1	0-2-0	1-3-0		OVERALL	2-4-1		2-2-0		3-0-0		
4-4-0	0-0-0	0-2-0		HOME	1-0-0		2-2-0		1-0-0		
4-7-1	0-2-0	1-1-0		AWAY	1-4-1		0-0-0		2-0-0		
0-0-0	0-0-0	0-0-0		NEUTRAL	0-0-0		0-0-0		0-0-0		
<hr/>											
3-7-0	0-2-0	0-1-0		NON-CONFERENCE	0-3-0		1-1-0		2-0-0		
2-2-0	0-0-0	0-1-0		HOME	0-0-0		1-1-0		1-0-0		
1-5-0	0-2-0	0-0-		AWAY	0-3-0		0-0-0		1-0-0		
0-0-0	0-0-0	0-0-0		NEUTRAL	0-0-0		0-0-0		0-0-0		
<hr/>											
5-4-1	0-0-0	1-2-0		CONFERENCE	2-1-1		1-1-0		1-0-0		
2-2-0	0-0-0	0-1-0		HOME	1-0-0		1-1-0		0-0-0		
3-2-1	0-0-0	1-1-0		AWAY	1-1-1		0-0-0		1-0-0		
0-0-0	0-0-0	0-0-0		NEUTRAL	0-0-0		0-0-0		0-0-0		
<hr/>											
RPI S	Opponent	Score		RPI S	Opponent	Score		RPI S	Opponent	Score	
3 A	Providence	1	3	27 H	UNCW	0	2	56 A	Harvard	2	3
20 A	Old Dominion	0	1	38 H	Boston U.	1	2	69 H	James Madison	2	1
				45 A	Elon	2	0	71 A	Delaware	3	2
				45 A	Elon	0	5	71 A	Delaware	0	1
								75 A	Hofstra	0	0
								88 A	Hartford	0	1
								92 A	VCU	0	2
				</							

Non-Div. I Games:

Northeastern

Average RPI Win: 151		WON-LOST RECORD	WINNING PCT. RANK	LAST 10 GAMES	STRENGTH OF SCHEDULE	OPP. STRENGTH OF SCHEDULE	TEAM RPI	ADJ RPI	CONF. RPI	ADJ CONF. RPI	
Average RPI Loss: 67											
DIV. I ONLY		11-6-2	.63158 49	7-3-0	158	110	84	.50049 88	17	17	
DIV. I NON-CONF.		5-3-2	.6 59	1-0-0	106	93	65	.5233 62	14	14	
TOTALS		RPI 1-25	RPI 26-50		W-L RECORDS		RPI 51-100		RPI 101-150		RPI 150+
11-6-2	0-0-0		0-3-1		OVERALL		2-2-0		2-0-1		7-1-0
8-0-0	0-0-0		0-0-0		HOME		2-0-0		0-0-0		6-0-0
2-6-2	0-0-0		0-3-1		AWAY		0-2-0		2-0-1		0-1-0
1-0-0	0-0-0		0-0-0		NEUTRAL		0-0-0		0-0-0		1-0-0
5-3-2	0-0-0		0-1-1		NON-CONFERENCE		2-2-0		0-0-1		3-0-0
4-0-0	0-0-0		0-0-0		HOME		2-0-0		0-0-0		2-0-0
0-3-2	0-0-0		0-1-		AWAY		0-2-0		0-0-1		0-0-0
1-0-0	0-0-0		0-0-0		NEUTRAL		0-0-0		0-0-0		1-0-0
6-3-0	0-0-0		0-2-0		CONFERENCE		0-0-0		2-0-0		4-1-0
4-0-0	0-0-0		0-0-0		HOME		0-0-0		0-0-0		4-0-0
2-3-0	0-0-0		0-2-0		AWAY		0-0-0		2-0-0		0-1-0
0-0-0	0-0-0		0-0-0		NEUTRAL		0-0-0		0-0-0		0-0-0
RPI S	Opponent	Score	RPI S	Opponent	Score	RPI S	Opponent	Score	RPI S	Opponent	Score
			26 A	Akron	0 2	56 A	Harvard	1 4	111 A	Holy Cross	1 1
			28 A	UMBC	1 2	83 A	Saint Francis (PA)	0 1	134 A	Vermont	1 0
			28 A	UMBC	1 2	85 H	Villanova	1 0	135 A	UMass Lowell	1 0
			34 A	American	1 1	87 H	Northeastern	1 0	160 N	Col. of Charleston	1 0
									161 H	Albany (NY)	3 2
									164 H	New Hampshire	2 0
									179 A	Binghamton	0 1
									179 H	Binghamton	2 1
									181 H	Central Conn. St.	3 1
									182 H	Massachusetts	2 1
									188 H	Stony Brook	1 0
			LAST 10 GAMES								
			28 A	UMBC	1 2	164 H	New Hampshire	2 0			
			179 H	Binghamton	2 1	188 H	Stony Brook	1 0			
			135 A	UMass Lowell	1 0	28 A	UMBC	1 2			
			161 H	Albany (NY)	3 2	182 H	Massachusetts	2 1			
			134 A	Vermont	1 0	179 A	Binghamton	0 1			

Non-Div. I Games:

Hartford

Average RPI Win: 116		WON-LOST	WINNING	LAST 10	STRENGTH OF		OPP. STRENGTH	TEAM	ADJ		CONF.	ADJ CONF.
Average RPI Loss: 45		RECORD	PCT. RANK	GAMES	SCHEDULE		OF SCHEDULE	RPI	RPI		RPI	RPI
DIV. I ONLY		7-7-4	.5	102	90		38	92	.49973		89	2
DIV. I NON-CONF.		6-2-1	.72222	24	148		123	126	.46636		119	3
TOTALS		RPI 1-25	RPI 26-50		W-L RECORDS		RPI 51-100		RPI 101-150		RPI 150+	
7-7-4		1-3-1	0-1-1		OVERALL		1-2-1		2-1-0		3-0-1	
6-4-2		1-2-1	0-0-0		HOME		0-1-1		2-1-0		3-0-0	
1-3-2		0-1-0	0-1-1		AWAY		1-1-0		0-0-0		0-0-1	
0-0-0		0-0-0	0-0-0		NEUTRAL		0-0-0		0-0-0		0-0-0	
6-2-1		0-1-0	0-0-0		NON-CONFERENCE		1-0-1		2-1-0		3-0-0	
5-2-1		0-1-0	0-0-0		HOME		0-0-1		2-1-0		3-0-0	
1-0-0		0-0-0	0-0-		AWAY		1-0-0		0-0-0		0-0-0	
0-0-0		0-0-0	0-0-0		NEUTRAL		0-0-0		0-0-0		0-0-0	
1-5-3		1-2-1	0-1-1		CONFERENCE		0-2-0		0-0-0		0-0-1	
1-2-1		1-1-1	0-0-0		HOME		0-1-0		0-0-0		0-0-0	
0-3-2		0-1-0	0-1-1		AWAY		0-1-0		0-0-0		0-0-1	
0-0-0		0-0-0	0-0-0		NEUTRAL		0-0-0		0-0-0		0-0-0	
RPI S	Opponent	Score	RPI S	Opponent	Score	RPI S	Opponent	Score	RPI S	Opponent	Score	
7 H	North Carolina	0 1	29 A	Wake Forest	1 2	53 A	Duke	2 3	103 H	William & Mary	1 0	
11 A	Clemson	0 2	44 A	Boston College	0 0	54 A	South Carolina	2 1	118 H	Liberty	4 1	
15 H	Syracuse	0 0				77 H	Virginia Tech	2 3	120 H	Cal Poly	1 3	
17 H	Louisville	2 1				93 H	Valparaiso	0 0	157 H	Cleveland St.	4 0	
21 H	Coastal Caro.	1 3							160 H	Col. of Charleston	2 0	
									163 A	Pittsburgh	1 1	
									200 H	Gardner-Webb	5 2	
LAST 10 GAMES												
53 A	Duke	2 3	7 H	North Carolina	0 1							
11 A	Clemson	0 2	44 A	Boston College	0 0	200 H	Gardner-Webb	5 2				
118 H	Liberty	4 1	17 H	Louisville	2 1	21 H	Coastal Caro.	1 3				
15 H	Syracuse	0 0										
54 A	South Carolina	2 1										

Non-Div. I Games:

North Carolina St.

SMU				Through Games Of Dec. 14, 2014										
Average RPI Win:		141	WON-LOST RECORD	WINNING PCT. RANK	LAST 10 GAMES	STRENGTH OF SCHEDULE	OPP. STRENGTH OF SCHEDULE	TEAM RPI	ADJ RPI	CONF. RPI	ADJ CONF. RPI			
Average RPI Loss:		50												
DIV. I ONLY			10-6-2	.61111 61	5-3-2	159	69	86	.49841 90	13	13			
DIV. I NON-CONF.			5-3-0	.625 47	1-0-0	162	61	97	.4956 94	12	12			
<hr/>														
TOTALS		RPI 1-25		RPI 26-50		W-L RECORDS		RPI 51-100		RPI 101-150		RPI 150+		
10-6-2		0-1-0		1-2-1		OVERALL		1-3-0		3-0-0		5-0-1		
9-1-1		0-0-0		1-0-1		HOME		1-1-0		3-0-0		4-0-0		
1-4-1		0-1-0		0-1-0		AWAY		0-2-0		0-0-0		1-0-1		
0-1-0		0-0-0		0-1-0		NEUTRAL		0-0-0		0-0-0		0-0-0		
5-3-0		0-1-0		0-0-0		NON-CONFERENCE		1-2-0		2-0-0		2-0-0		
5-1-0		0-0-0		0-0-0		HOME		1-1-0		2-0-0		2-0-0		
0-2-0		0-1-0		0-0-		AWAY		0-1-0		0-0-0		0-0-0		
0-0-0		0-0-0		0-0-0		NEUTRAL		0-0-0		0-0-0		0-0-0		
5-3-2		0-0-0		1-2-1		CONFERENCE		0-1-0		1-0-0		3-0-1		
4-0-1		0-0-0		1-0-1		HOME		0-0-0		1-0-0		2-0-0		
1-2-1		0-0-0		0-1-0		AWAY		0-1-0		0-0-0		1-0-1		
0-1-0		0-0-0		0-1-0		NEUTRAL		0-0-0		0-0-0		0-0-0		
RPI S	Opponent		Score		RPI S	Opponent		Score		RPI S	Opponent		Score	
10 A	Michigan St.		0 1		40 A	Tulsa		0 1		53 H	Duke		3 1	
					40 H	Tulsa		4 2		63 A	UConn		1 2	
					40 N	Tulsa		0 2		73 A	Michigan		0 3	
					48 H	South Fla.		2 2		76 H	Missouri St.		0 1	
					</									

Non-Div. I Games:

SMU

D
e
n
v
e
r

Denver

VCU				Through Games Of Dec. 14, 2014											
Average RPI Win:	106	WON-LOST RECORD	WINNING PCT. RANK	LAST 10 GAMES	STRENGTH OF SCHEDULE	OPP. STRENGTH OF SCHEDULE	TEAM RPI	ADJ RPI	CONF. RPI	ADJ CONF. RPI					
Average RPI Loss:	31														
DIV. I ONLY		7-8-5	.475	114	4-2-4	66	45	90	.49386	92	11	11			
DIV. I NON-CONF.		3-7-1	.31818	160	0-1-0	25	6	53	.53667	52	13	13			
<hr/>															
TOTALS		RPI 1-25		RPI 26-50		W-L RECORDS		RPI 51-100		RPI 101-150		RPI 150+			
7-8-5		1-6-0		1-1-0		OVERALL		2-0-0		1-1-3		2-0-2			
3-4-3		0-3-0		1-0-0		HOME		1-0-0		0-1-2		1-0-1			
4-4-1		1-3-0		0-1-0		AWAY		1-0-0		1-0-0		1-0-1			
0-0-1		0-0-0		0-0-0		NEUTRAL		0-0-0		0-0-1		0-0-0			
3-7-1		1-5-0		0-1-0		NON-CONFERENCE		1-0-0		0-1-1		1-0-0			
2-3-0		0-2-0		0-0-0		HOME		1-0-0		0-1-0		1-0-0			
1-4-0		1-3-0		0-0-		AWAY		0-0-0		0-0-0		0-0-0			
0-0-1		0-0-0		0-0-0		NEUTRAL		0-0-0		0-0-1		0-0-0			
4-1-4		0-1-0		1-0-0		CONFERENCE		1-0-0		1-0-2		1-0-2			
1-1-3		0-1-0		1-0-0		HOME		0-0-0		0-0-2		0-0-1			
3-0-1		0-0-0		0-0-0		AWAY		1-0-0		1-0-0		1-0-1			
0-0-0		0-0-0		0-0-0		NEUTRAL		0-0-0		0-0-0		0-0-0			
RPI	S	Opponent	Score	RPI	S	Opponent	Score	RPI	S	Opponent	Score	RPI	S	Opponent	Score
2	A	Virginia	0 1	31	H	George Mason	3 0	87	H	Northeastern	2 0	109	H	Fordham	0 0
5	A	Georgetown	2 1	35	A	New Mexico	0 2	96	A	Duquesne	1 0	109	H	Fordham	0 0
6	A	Notre Dame	0 1									123	N	Bakersfield	1 1
7	H	North Carolina	0 1									139	A	George Washington	2 0
19	A	Maryland	0 1									140	H	East Tenn. St.	1 2
20	H	Old Dominion	1 2									151	H	La Salle	0 0
22	H	Saint Louis	0 1									182	A	Massachusetts	1 1
												186	H	Fairleigh Dickinson	3 0
												199	A	St. Bonaventure	1 0
				LAST 10 GAMES											
				109	H	Fordham	0 0	151	H	La Salle	0 0				
				22	H	Saint Louis	0 1	109	H	Fordham	0 0				
				139	A	George Washington	2 0	182	A	Massachusetts	1 1				
				199	A	St. Bonaventure	1 0	19	A	Maryland	0 1				
				96	A	Duquesne	1 0	31	H	George Mason	3 0				

Non-Div. I Games:

VCU

Non-Div. I Games:

Valparaiso

Average RPI Win: 143		WON-LOST RECORD	WINNING PCT. RANK		LAST 10 GAMES	STRENGTH OF SCHEDULE	OPP. STRENGTH OF SCHEDULE	TEAM RPI	ADJ RPI		CONF. RPI	ADJ CONF. RPI			
Average RPI Loss: 91															
DIV. I ONLY		10-8-2	.55	90	5-3-2	122	142	100	.49048	94	15	15			
DIV. I NON-CONF.		5-4-0	.55556	82	0-0-0	149	131	112	.47815	113	21	21			
TOTALS		RPI 1-25		RPI 26-50		W-L RECORDS		RPI 51-100		RPI 101-150		RPI 150+			
10-8-2	0-1-0			1-0-0	OVERALL			1-3-1	2-4-1		6-0-0				
6-0-2	0-0-0			1-0-0	HOME			0-0-1	2-0-1		3-0-0				
4-8-0	0-1-0			0-0-0	AWAY			1-3-0	0-4-0		3-0-0				
0-0-0	0-0-0			0-0-0	NEUTRAL			0-0-0	0-0-0		0-0-0				
5-4-0	0-1-0			1-0-0	NON-CONFERENCE			1-1-0	0-2-0		3-0-0				
3-0-0	0-0-0			1-0-0	HOME			0-0-0	0-0-0		2-0-0				
2-4-0	0-1-0			0-0-	AWAY			1-1-0	0-2-0		1-0-0				
0-0-0	0-0-0			0-0-0	NEUTRAL			0-0-0	0-0-0		0-0-0				
5-4-2	0-0-0			0-0-0	CONFERENCE			0-2-1	2-2-1		3-0-0				
3-0-2	0-0-0			0-0-0	HOME			0-0-1	2-0-1		1-0-0				
2-4-0	0-0-0			0-0-0	AWAY			0-2-0	0-2-0		2-0-0				
0-0-0	0-0-0			0-0-0	NEUTRAL			0-0-0	0-0-0		0-0-0				
RPI S	Opponent	Score		RPI S	Opponent	Score		RPI S	Opponent	Score					
24 A	Oregon St.	0	1	38 H	Boston U.	1	0	60 A	Cornell	0	1	105 A	Iona	0	1
								66 A	Monmouth	0	3	106 H	Canisius	1	0
								66 H	Monmouth	1	1	115 A	Rider	1	6
								79 A	Brown	2	1	125 H	Fairfield	0	0
								81 A	Quinnipiac	0	2	131 A	Colgate	1	3
												147 A	Saint Joseph's	0	1
												150 H	Marist	2	1
												151 H	La Salle	1	0
												168 A	Portland	2	1
												169 A	Niagara	2	1
												180 H	Saint Peter's	1	0
												185 A	Manhattan	1	0
												204 H	Sacred Heart	5	1
LAST 10 GAMES															
66 A	Monmouth	0	3	125 H	Fairfield	0	0								
150 H	Marist	2	1	106 H	Canisius	1	0								
66 H	Monmouth	1	1	185 A	Manhattan	1	0								
81 A	Quinnipiac	0	2	169 A	Niagara	2	1								
115 A	Rider	1	6	180 H	Saint Peter's	1	0								

Non-Div. I Games:

Siena

Average RPI Win:	140	WON-LOST RECORD	WINNING PCT. RANK	LAST 10 GAMES	STRENGTH OF SCHEDULE	OPP. STRENGTH OF SCHEDULE	TEAM RPI	ADJ RPI	CONF. RPI	ADJ CONF. RPI		
DIV. I ONLY		9-7-2	.55556	82	5-4-1	136	118	101	.49017	95	14	14
DIV. I NON-CONF.		4-3-0	.57143	74	0-0-0	169	70	115	.47872	112	16	16
<hr/>												
TOTALS	RPI 1-25	RPI 26-50		W-L RECORDS		RPI 51-100		RPI 101-150		RPI 150+		
9-7-2	0-1-0	0-1-1		OVERALL		2-1-0		3-4-0		4-0-1		
5-1-2	0-0-0	0-0-1		HOME		1-1-0		1-0-0		3-0-1		
3-4-0	0-0-0	0-1-0		AWAY		0-0-0		2-3-0		1-0-0		
1-2-0	0-1-0	0-0-0		NEUTRAL		1-0-0		0-1-0		0-0-0		
<hr/>												
4-3-0	0-1-0	0-0-0		NON-CONFERENCE		2-0-0		1-2-0		1-0-0		
3-0-0	0-0-0	0-0-0		HOME		1-0-0		1-0-0		1-0-0		
0-2-0	0-0-0	0-0-		AWAY		0-0-0		0-2-0		0-0-0		
1-1-0	0-1-0	0-0-0		NEUTRAL		1-0-0		0-0-0		0-0-0		
<hr/>												
5-4-2	0-0-0	0-1-1		CONFERENCE		0-1-0		2-2-0		3-0-1		
2-1-2	0-0-0	0-0-1		HOME		0-1-0		0-0-0		2-0-1		
3-2-0	0-0-0	0-1-0		AWAY		0-0-0		2-1-0		1-0-0		
0-1-0	0-0-0	0-0-0		NEUTRAL		0-0-0		0-1-0		0-0-0		
<hr/>												
RPI S	Opponent	Score		RPI S	Opponent	Score		RPI S	Opponent	Score		
12 N	UC Irvine	1	2	49 A	Seattle	0	1	61 H	UNLV	0	1	
				49 H	Seattle	1	1	91 H	Denver	2	1	
								98 N	UC Riverside	1	0	

Non-Div. I Games:

Utah Valley

Average RPI Win:	157	WON-LOST RECORD	WINNING PCT. RANK	LAST 10 GAMES	STRENGTH OF SCHEDULE	OPP. STRENGTH OF SCHEDULE	TEAM RPI	ADJ RPI	CONF. RPI	ADJ CONF. RPI			
DIV. I ONLY		12-4-1	.73529	6	6-3-1	204	181	91	.48891	97	22	22	
DIV. I NON-CONF.		8-2-0	.8	8	2-1-0	200	150	111	.48617	108	23	23	
<hr/>													
TOTALS	RPI 1-25	RPI 26-50		W-L RECORDS		RPI 51-100		RPI 101-150		RPI 150+			
12-4-1	1-0-0	0-0-0		OVERALL		0-1-0		4-1-0		7-2-1			
5-3-0	0-0-0	0-0-0		HOME		0-0-0		2-1-0		3-2-0			
6-0-1	1-0-0	0-0-0		AWAY		0-0-0		2-0-0		3-0-1			
1-1-0	0-0-0	0-0-0		NEUTRAL		0-1-0		0-0-0		1-0-0			
8-2-0	1-0-0	0-0-0		NON-CONFERENCE		0-1-0		2-0-0		5-1-0			
3-1-0	0-0-0	0-0-0		HOME		0-0-0		1-0-0		2-1-0			
4-0-0	1-0-0	0-0-		AWAY		0-0-0		1-0-0		2-0-0			
1-1-0	0-0-0	0-0-0		NEUTRAL		0-1-0		0-0-0		1-0-0			
4-2-1	0-0-0	0-0-0		CONFERENCE		0-0-0		2-1-0		2-1-1			
2-2-0	0-0-0	0-0-0		HOME		0-0-0		1-1-0		1-1-0			
2-0-1	0-0-0	0-0-0		AWAY		0-0-0		1-0-0		1-0-1			
0-0-0	0-0-0	0-0-0		NEUTRAL		0-0-0		0-0-0		0-0-0			
RPI	S	Opponent	Score		RPI	S	Opponent	Score		RPI	S	Opponent	Score
13	A	Xavier	3	2						69	N	James Madison	0 1
										114	H	Memphis	4 3
										119	H	FGCU	2 1
										138	A	North Florida	1 0
										138	H	North Florida	0 3
										144	A	Evansville	2 0
										158	H	Stetson	1 3
										172	H	Georgia St.	1 3
										175	A	Northern Ky.	0 0
										183	A	Central Ark.	3 2
										187	A	Jacksonville	2 0
										190	H	Longwood	3 1
										193	H	Houston Baptist	4 1
										195	H	USC Upstate	2 1
										200	N	Gardner-Webb	3 2
										202	A	Eastern Ill.	2 1
LAST 10 GAMES													
					138	H	North Florida	0	3	138	A	North Florida	1 0
					187	A	Jacksonville	2	0	158	H	Stetson	1 3
					119	H	FGCU	2	1	175	A	Northern Ky.	0 0
					190	H	Longwood	3	1	195	H	USC Upstate	2 1
					183	A	Central Ark.	3	2	172	H	Georgia St.	1 3

Non-Div. I Games:

Lipscomb

Average RPI Win:		83	WON-LOST RECORD		WINNING PCT. RANK		LAST 10 GAMES		STRENGTH OF SCHEDULE		OPP. STRENGTH OF SCHEDULE		TEAM RPI		ADJ RPI		CONF. RPI		ADJ CONF. RPI				
Average RPI Loss:		75																					
DIV. I ONLY			5-10-4		.36842 154		3-4-3		49		60		124		.48819 98		6		6				
DIV. I NON-CONF.			1-6-1		.1875 187		0-0-0		69		116		122		.46837 118		6		5				
TOTALS		RPI 1-25		RPI 26-50		W-L RECORDS		RPI 51-100		RPI 101-150		RPI 150+											
5-10-4		2-0-0		0-2-2		OVERALL		1-5-2		1-3-0		1-0-0											
3-4-3		1-0-0		0-0-2		HOME		1-1-1		0-3-0		1-0-0											
2-4-1		1-0-0		0-1-0		AWAY		0-3-1		1-0-0		0-0-0											
0-2-0		0-0-0		0-1-0		NEUTRAL		0-1-0		0-0-0		0-0-0											
1-6-1		0-0-0		0-2-1		NON-CONFERENCE		0-2-0		0-2-0		1-0-0											
1-2-1		0-0-0		0-0-1		HOME		0-0-0		0-2-0		1-0-0											
0-2-0		0-0-0		0-0-		AWAY		0-1-0		0-0-0		0-0-0											
0-2-0		0-0-0		0-1-0		NEUTRAL		0-1-0		0-0-0		0-0-0											
4-4-3		2-0-0		0-0-1		CONFERENCE		1-3-2		1-1-0		0-0-0											
2-2-2		1-0-0		0-0-1		HOME		1-1-1		0-1-0		0-0-0											
2-2-1		1-0-0		0-0-0		AWAY		0-2-1		1-0-0		0-0-0											
0-0-0		0-0-0		0-0-0		NEUTRAL		0-0-0		0-0-0		0-0-0											
RPI	S	Opponent		Score		RPI	S	Opponent		Score		RPI	S	Opponent		Score							
12	A	UC Irvine		2 0		34	N	American		0 1		55	A	CSUN		1 2		102	H	Santa Clara		0 1	
12	H	UC Irvine		2 1		35	A	New Mexico		1 2		55	H	CSUN		1 0		120	H	Cal Poly		0 1	
						47	H	San Diego		0 0		59	A	Cal St. Fullerton		2 2		123	H	Bakersfield		1 3	
						50	H	UC Santa Barbara		1 1		59	H	Cal St. Fullerton		0 3		136	A	Sacramento St.		4 0	
												59	H	Cal St. Fullerton		1 1		198	H	Pacific		5 1	
												61	A	UNLV		0 2							
												69	A	UC Davis		0 1							
												95	N	Utah Valley		0 1							
						LAST 10 GAMES																	
						59	H	Cal St. Fullerton		0 3		12	H	UC Irvine		2 1							
						12	A	UC Irvine		2 0		55	A	CSUN		1 2							
						59	A	Cal St. Fullerton		2 2		50	H	UC Santa Barbara		1 1							
						55	H	CSUN		1 0		120	H	Cal Poly		0 1							
						59	H	Cal St. Fullerton		1 1		69	A	UC Davis		0 1							

Non-Div. I Games:

UC Riverside

Average RPI Win: 156		WON-LOST	WINNING	LAST 10	STRENGTH OF		OPP. STRENGTH	TEAM	ADJ		CONF.	ADJ CONF.					
Average RPI Loss: 90		RECORD	PCT. RANK	GAMES	SCHEDULE		OF SCHEDULE	RPI	RPI		RPI	RPI					
DIV. I ONLY		10-5-2	.64706	45	6-2-0		196	121	102	.48803	99	20	21				
DIV. I NON-CONF.		7-3-1	.68182	36	4-0-0		175	98	93	.49665	92	20	20				
<hr/>																	
TOTALS		RPI 1-25		RPI 26-50		W-L RECORDS		RPI 51-100		RPI 101-150		RPI 150+					
10-5-2		0-1-0		0-0-0		OVERALL		1-1-1		3-2-1		6-1-0					
6-2-0		0-1-0		0-0-0		HOME		1-0-0		1-1-0		4-0-0					
3-3-1		0-0-0		0-0-0		AWAY		0-1-0		2-1-1		1-1-0					
1-0-1		0-0-0		0-0-0		NEUTRAL		0-0-1		0-0-0		1-0-0					
<hr/>																	
7-3-1		0-1-0		0-0-0		NON-CONFERENCE		0-1-1		2-1-0		5-0-0					
3-2-0		0-1-0		0-0-0		HOME		0-0-0		0-1-0		3-0-0					
3-1-0		0-0-0		0-0-		AWAY		0-1-0		2-0-0		1-0-0					
1-0-1		0-0-0		0-0-0		NEUTRAL		0-0-1		0-0-0		1-0-0					
<hr/>																	
3-2-1		0-0-0		0-0-0		CONFERENCE		1-0-0		1-1-1		1-1-0					
3-0-0		0-0-0		0-0-0		HOME		1-0-0		1-0-0		1-0-0					
0-2-1		0-0-0		0-0-0		AWAY		0-0-0		0-1-1		0-1-0					
0-0-0		0-0-0		0-0-0		NEUTRAL		0-0-0		0-0-0		0-0-0					
<hr/>																	
RPI	S	Opponent		Score		RPI	S	Opponent		Score		RPI	S	Opponent		Score	
4	H	Stanford		1	2							55	N	CSUN		0	0
												59	A	Cal St. Fullerton		1	3
												91	H	Denver		3	1
												102	H	Santa Clara		2	3
												117	A	Western Ill.		0	1
												127	A	UMKC		1	0
												142	A	Bradley		1	0
												143	A	Oral Roberts		0	0
												146	H	IUPUI		2	1
												154	N	Incarnate Word		2	0
												162	A	Grand Canyon		3	0
												165	H	Cincinnati		3	1
												166	A	IPFW		0	1
												171	H	Drake		2	0
												196	H	Belmont		3	1
												202	H	Eastern Ill.		1	0
<hr/>																	
LAST 10 GAMES																	
162	A	Grand Canyon			3	0	91	H	Denver			3	1				
154	N	Incarnate Word			2	0	142	A	Bradley			1	0				
146	H	IUPUI			2	1	117	A	Western Ill.			0	1				
166	A	IPFW			0	1	143	A	Oral Roberts			0	0				
171	H	Drake			2	0	202	H	Eastern Ill.			1	0				

Non-Div. I Games:

Omaha

[illegible]

Non-Div. I Games:

Western Mich.

Average RPI Win: 157		WON-LOST	WINNING	LAST 10	STRENGTH OF		OPP. STRENGTH	TEAM	ADJ	CONF.	ADJ CONF.
Average RPI Loss: 72		RECORD	PCT. RANK	GAMES	SCHEDULE		OF SCHEDULE	RPI	RPI	RPI	RPI
DIV. I ONLY		9-8-2	.52632	97	4-4-1		129	146	112	.48691	101
DIV. I NON-CONF.		2-5-1	.3125	161	0-1-0		97	86	83	.49707	90
TOTALS		RPI 1-25	RPI 26-50		W-L RECORDS		RPI 51-100		RPI 101-150		RPI 150+
9-8-2		0-1-1	1-4-0		OVERALL		1-0-0		0-2-0		7-1-1
5-4-0		0-0-0	0-3-0		HOME		0-0-0		0-1-0		5-0-0
4-3-1		0-0-1	1-1-0		AWAY		1-0-0		0-1-0		2-1-0
0-1-1		0-1-0	0-0-0		NEUTRAL		0-0-0		0-0-0		0-0-1
2-5-1		0-0-0	0-3-0		NON-CONFERENCE		1-0-0		0-1-0		1-1-1
1-3-0		0-0-0	0-2-0		HOME		0-0-0		0-1-0		1-0-0
1-2-0		0-0-0	0-0-		AWAY		1-0-0		0-0-0		0-1-0
0-0-1		0-0-0	0-0-0		NEUTRAL		0-0-0		0-0-0		0-0-1
7-3-1		0-1-1	1-1-0		CONFERENCE		0-0-0		0-1-0		6-0-0
4-1-0		0-0-0	0-1-0		HOME		0-0-0		0-0-0		4-0-0
3-1-1		0-0-1	1-0-0		AWAY		0-0-0		0-1-0		2-0-0
0-1-0		0-1-0	0-0-0		NEUTRAL		0-0-0		0-0-0		0-0-0
RPI S	Opponent	Score	RPI S	Opponent	Score	RPI S	Opponent	Score	RPI S	Opponent	Score
21 A	Coastal Caro.	1 1	27 H	UNCW	0 2	74 A	Dayton	2 1	117 H	Western Ill.	1 2
21 N	Coastal Caro.	1 4	36 H	West Virginia	1 2				118 A	Liberty	0 1
			39 A	Winthrop	3 2				154 H	Incarnate Word	2 1
			45 A	Elon	0 1				163 A	Pittsburgh	0 1
			46 H	Radford	1 2				167 A	Campbell	2 1
									175 N	Northern Ky.	1 1
									190 H	Longwood	3 2
									194 H	UNC Asheville	3 0
									194 H	UNC Asheville	2 0
									200 H	Gardner-Webb	1 0
									205 A	Presbyterian	3 0
			LAST 10 GAMES								
	21 N	Coastal Caro.	1 4		167 A	Campbell	2 1				
	194 H	UNC Asheville	2 0		39 A	Winthrop	3 2				
	118 A	Liberty	0 1		163 A	Pittsburgh	0 1				
	21 A	Coastal Caro.	1 1		46 H	Radford	1 2				
	200 H	Gardner-Webb	1 0		190 H	Longwood	3 2				

Non-Div. I Games: Laurel 10 0

High Point

Average RPI Win:	148	WON-LOST RECORD	WINNING PCT. RANK	LAST 10 GAMES	STRENGTH OF SCHEDULE	OPP. STRENGTH OF SCHEDULE	TEAM RPI	ADJ RPI	CONF. RPI	ADJ CONF. RPI		
DIV. I ONLY		6-9-4	.42105	134	2-6-2	64	61	108	.4867	102	12	12
DIV. I NON-CONF.		4-4-1	.5	102	0-1-0	57	14	85	.50719	72	8	7
<hr/>												
TOTALS	RPI 1-25	RPI 26-50		W-L RECORDS		RPI 51-100		RPI 101-150		RPI 150+		
6-9-4	0-3-1	0-2-0		OVERALL		2-3-3		1-1-0		3-0-0		
3-3-2	0-1-0	0-1-0		HOME		0-0-2		1-1-0		2-0-0		
3-6-2	0-2-1	0-1-0		AWAY		2-3-1		0-0-0		1-0-0		
0-0-0	0-0-0	0-0-0		NEUTRAL		0-0-0		0-0-0		0-0-0		
4-4-1	0-3-1	0-0-0		NON-CONFERENCE		2-1-0		1-0-0		1-0-0		
2-1-0	0-1-0	0-0-0		HOME		0-0-0		1-0-0		1-0-0		
2-3-1	0-2-1	0-0-		AWAY		2-1-0		0-0-0		0-0-0		
0-0-0	0-0-0	0-0-0		NEUTRAL		0-0-0		0-0-0		0-0-0		
2-5-3	0-0-0	0-2-0		CONFERENCE		0-2-3		0-1-0		2-0-0		
1-2-2	0-0-0	0-1-0		HOME		0-0-2		0-1-0		1-0-0		
1-3-1	0-0-0	0-1-0		AWAY		0-2-1		0-0-0		1-0-0		
0-0-0	0-0-0	0-0-0		NEUTRAL		0-0-0		0-0-0		0-0-0		
RPI	S	Opponent	Score	RPI	S	Opponent	Score	RPI	S	Opponent	Score	
1	A	UCLA	0 0	47	A	San Diego	1 4	58	A	Loyola Marymount	1 1	
8	A	Creighton	0 1	47	H	San Diego	1 2	58	H	Loyola Marymount	1 1	
18	H	California	0 4					59	A	Cal St. Fullerton	0 1	
19	A	Maryland	1 3					62	A	San Francisco	0 2	
								62	H	San Francisco	1 1	
								65	A	St. Mary's (CA)	1 2	
								98	A	UC Riverside	1 0	
								99	A	Omaha	3 2	
			</									

Non-Div. I Games:

Santa Clara

Average RPI Win: 129		WON-LOST RECORD		WINNING PCT. RANK		LAST 10 GAMES		STRENGTH OF SCHEDULE		OPP. STRENGTH OF SCHEDULE		TEAM RPI		ADJ RPI		CONF. RPI		ADJ CONF. RPI					
DIV. I ONLY		6-11-1		.36111 157		3-6-1		40		67		109		.48667 103		8		8					
DIV. I NON-CONF.		3-7-0		.3 165		0-2-0		31		66		91		.49954 86		7		8					
TOTALS		RPI 1-25		RPI 26-50		W-L RECORDS		RPI 51-100		RPI 101-150		RPI 150+											
6-11-1		0-4-0		1-1-1		OVERALL		1-5-0		1-1-0		3-0-0											
3-5-1		0-2-0		0-1-1		HOME		0-1-0		1-1-0		2-0-0											
3-6-0		0-2-0		1-0-0		AWAY		1-4-0		0-0-0		1-0-0											
0-0-0		0-0-0		0-0-0		NEUTRAL		0-0-0		0-0-0		0-0-0											
3-7-0		0-4-0		1-0-0		NON-CONFERENCE		0-2-0		0-1-0		2-0-0											
2-3-0		0-2-0		0-0-0		HOME		0-0-0		0-1-0		2-0-0											
1-4-0		0-2-0		1-0-		AWAY		0-2-0		0-0-0		0-0-0											
0-0-0		0-0-0		0-0-0		NEUTRAL		0-0-0		0-0-0		0-0-0											
3-4-1		0-0-0		0-1-1		CONFERENCE		1-3-0		1-0-0		1-0-0											
1-2-1		0-0-0		0-1-1		HOME		0-1-0		1-0-0		0-0-0											
2-2-0		0-0-0		0-0-0		AWAY		1-2-0		0-0-0		1-0-0											
0-0-0		0-0-0		0-0-0		NEUTRAL		0-0-0		0-0-0		0-0-0											
RPI	S	Opponent		Score		RPI	S	Opponent		Score		RPI	S	Opponent		Score							
5	A	Georgetown		0	1	27	H	UNCW		0	1	69	A	James Madison		1	2	140	H	East Tenn. St.	2	3	
7	H	North Carolina		0	2	28	A	UMBC		2	1	71	H	Delaware		1	3	148	H	Drexel	3	1	
9	A	Charlotte		1	3	45	H	Elon		0	0	75	A	Hofstra		0	3	160	A	Col. of Charleston	3	2	
20	H	Old Dominion		0	1							83	A	Saint Francis (PA)		0	1	163	H	Pittsburgh	4	0	
												87	A	Northeastern		1	0	186	H	Fairleigh Dickinson	2	1	
												89	A	North Carolina St.		0	1						
LAST 10 GAMES																							
		69 A James Madison		1	2			75 A Hofstra		0	3												
		87 A Northeastern		1	0			45 H Elon		0	0												
		20 H Old Dominion		0	1			148 H Drexel		3	1												
		71 H Delaware		1	3			9 A Charlotte		1	3												
		160 A Col. of Charleston		3	2			27 H UNCW		0	1												

Non-Div. I Games:

William & Mary

Average RPI Win: 145		WON-LOST RECORD		WINNING PCT. RANK		LAST 10 GAMES		STRENGTH OF SCHEDULE		OPP. STRENGTH OF SCHEDULE		TEAM RPI		ADJ RPI		CONF. RPI		ADJ CONF. RPI	
DIV. I ONLY		12-7-2		.61905 54		5-4-1		170		164		95		.48622 104		19		19	
DIV. I NON-CONF.		6-3-1		.65 42		1-1-0		154		142		95		.49253 98		17		17	
TOTALS		RPI 1-25		RPI 26-50		W-L RECORDS		RPI 51-100		RPI 101-150		RPI 150+							
12-7-2		0-0-0		1-0-0		OVERALL		1-4-1		3-1-0		7-2-1							
9-1-0		0-0-0		1-0-0		HOME		1-0-0		2-0-0		5-1-0							
2-6-2		0-0-0		0-0-0		AWAY		0-4-1		0-1-0		2-1-1							
1-0-0		0-0-0		0-0-0		NEUTRAL		0-0-0		1-0-0		0-0-0							
6-3-1		0-0-0		1-0-0		NON-CONFERENCE		1-2-0		1-0-0		3-1-1							
5-0-0		0-0-0		1-0-0		HOME		1-0-0		1-0-0		2-0-0							
1-3-1		0-0-0		0-0-		AWAY		0-2-0		0-0-0		1-1-1							
0-0-0		0-0-0		0-0-0		NEUTRAL		0-0-0		0-0-0		0-0-0							
6-4-1		0-0-0		0-0-0		CONFERENCE		0-2-1		2-1-0		4-1-0							
4-1-0		0-0-0		0-0-0		HOME		0-0-0		1-0-0		3-1-0							
1-3-1		0-0-0		0-0-0		AWAY		0-2-1		0-1-0		1-0-0							
1-0-0		0-0-0		0-0-0		NEUTRAL		0-0-0		1-0-0		0-0-0							
RPI	S	Opponent		Score	RPI	S	Opponent		Score	RPI	S	Opponent		Score	RPI	S	Opponent		Score
					41	H	Kentucky		1 0	64	A	Bowling Green		1 2	124	A	Detroit		1 2
										72	A	Oakland		1 2	124	N	Detroit		2 0
										72	A	Oakland		1 1	126	H	Ill.-Chicago		2 1
										82	A	San Diego St.		2 3	146	H	IUPUI		3 2
										93	A	Valparaiso		2 5	157	H	Cleveland St.		1 3
										96	H	Duquesne		1 0	159	H	Milwaukee		3 0
															159	H	Milwaukee		1 0
															162	A	Grand Canyon		3 2
															165	A	Cincinnati		1 1
															166	H	IPFW		3 1
															173	H	Robert Morris		2 0
															175	A	Northern Ky.		3 4
															189	A	Green Bay		1 0
															196	H	Belmont		3 0
LAST 10 GAMES																			
					72	A	Oakland		1 2	126	H	Ill.-Chicago		2 1					
					124	N	Detroit		2 0	166	H	IPFW		3 1					
					159	H	Milwaukee		1 0	189	A	Green Bay		1 0					
					64	A	Bowling Green		1 2	157	H	Cleveland St.		1 3					
					72	A	Oakland		1 1	93	A	Valparaiso		2 5					

Non-Div. I Games:

Wright St.

Average RPI Win:	145	WON-LOST	WINNING	LAST 10	STRENGTH OF	OPP. STRENGTH	TEAM	ADJ	CONF.	ADJ CONF.	
Average RPI Loss:	99	RECORD	PCT. RANK	GAMES	SCHEDULE	OF SCHEDULE	RPI	RPI	RPI	RPI	
DIV. I ONLY	9-7-3	.55263	86	5-4-1	119	145	98	.48566	105	15	15
DIV. I NON-CONF.	3-3-2	.5	102	0-0-0	145	133	113	.47889	111	21	21
TOTALS	RPI 1-25	RPI 26-50	W-L RECORDS	RPI 51-100	RPI 101-150	RPI 150+					
9-7-3	0-0-0	0-1-1	OVERALL	2-3-1	3-1-1	4-2-0					
4-2-0	0-0-0	0-0-0	HOME	2-1-0	1-1-0	1-0-0					
5-4-3	0-0-0	0-1-1	AWAY	0-1-1	2-0-1	3-2-0					
0-1-0	0-0-0	0-0-0	NEUTRAL	0-1-0	0-0-0	0-0-0					
3-3-2	0-0-0	0-1-1	NON-CONFERENCE	0-1-1	1-0-0	2-1-0					
1-0-0	0-0-0	0-0-0	HOME	0-0-0	1-0-0	0-0-0					
2-3-2	0-0-0	0-1-	AWAY	0-1-1	0-0-0	2-1-0					
0-0-0	0-0-0	0-0-0	NEUTRAL	0-0-0	0-0-0	0-0-0					
6-4-1	0-0-0	0-0-0	CONFERENCE	2-2-0	2-1-1	2-1-0					
3-2-0	0-0-0	0-0-0	HOME	2-1-0	0-1-0	1-0-0					
3-1-1	0-0-0	0-0-0	AWAY	0-0-0	2-0-1	1-1-0					
0-1-0	0-0-0	0-0-0	NEUTRAL	0-1-0	0-0-0	0-0-0					
RPI S	Opponent	Score	RPI S	Opponent	Score	RPI S	Opponent	Score	RPI S	Opponent	Score
			38 A	Boston U.	0 1	63 A	UConn	1 1	106 H	Canisius	0 2
			44 A	Boston College	1 1	66 H	Monmouth	1 0	115 A	Rider	1 0
						66 N	Monmouth	1 2	125 A	Fairfield	1 1
						71 A	Delaware	2 6	128 H	Columbia	2 0
						81 H	Quinnipiac	1 2	150 A	Marist	2 0
						94 H	Siena	1 0	161 A	Albany (NY)	1 3
									169 A	Niagara	2 3
									180 H	Saint Peter's	4 3
									185 A	Manhattan	3 1
									186 A	Fairleigh Dickinson	2 0
									197 A	Yale	2 1
LAST 10 GAMES											
			66 N	Monmouth	1 2	169 A	Niagara	2 3			
			185 A	Manhattan	3 1	180 H	Saint Peter's	4 3			
			81 H	Quinnipiac	1 2	106 H	Canisius	0 2			
			125 A	Fairfield	1 1	150 A	Marist	2 0			
			66 H	Monmouth	1 0	115 A	Rider	1 0			

Non-Div. I Games:

Iona

Average RPI Win: 145		WON-LOST	WINNING	LAST 10	STRENGTH OF		OPP. STRENGTH	TEAM	ADJ	CONF.	ADJ CONF.
Average RPI Loss: 95		RECORD	PCT. RANK	GAMES	SCHEDULE		OF SCHEDULE	RPI	RPI	RPI	RPI
DIV. I ONLY		9-6-3	.58333	69	4-4-2		131	144	93	.48535	106
DIV. I NON-CONF.		5-2-1	.6875	33	0-0-0		135	130	100	.49437	96
TOTALS		RPI 1-25	RPI 26-50		W-L RECORDS		RPI 51-100		RPI 101-150		RPI 150+
9-6-3		0-0-0	0-0-0		OVERALL		1-4-2		3-2-0		5-0-1
6-2-2		0-0-0	0-0-0		HOME		1-0-2		2-2-0		3-0-0
3-2-1		0-0-0	0-0-0		AWAY		0-2-0		1-0-0		2-0-1
0-2-0		0-0-0	0-0-0		NEUTRAL		0-2-0		0-0-0		0-0-0
5-2-1		0-0-0	0-0-0		NON-CONFERENCE		1-2-1		1-0-0		3-0-0
4-0-1		0-0-0	0-0-0		HOME		1-0-1		1-0-0		2-0-0
1-0-0		0-0-0	0-0-		AWAY		0-0-0		0-0-0		1-0-0
0-2-0		0-0-0	0-0-0		NEUTRAL		0-2-0		0-0-0		0-0-0
4-4-2		0-0-0	0-0-0		CONFERENCE		0-2-1		2-2-0		2-0-1
2-2-1		0-0-0	0-0-0		HOME		0-0-1		1-2-0		1-0-0
2-2-1		0-0-0	0-0-0		AWAY		0-2-0		1-0-0		1-0-1
0-0-0		0-0-0	0-0-0		NEUTRAL		0-0-0		0-0-0		0-0-0
RPI S	Opponent	Score	RPI S	Opponent	Score	RPI S	Opponent	Score	RPI S	Opponent	Score
						66 A Monmouth	0	1	105 A Iona	2	0
						68 N Butler	0	2	115 H Rider	4	1
						69 N UC Davis	1	2	116 H Bryant	3	2
						78 H Bucknell	1	0	125 H Fairfield	0	1
						81 H Quinnipiac	1	1	150 H Marist	2	3
						83 H Saint Francis (PA)	0	0	156 H Buffalo	1	0
						94 A Siena	0	1	169 A Niagara	0	0
									173 A Robert Morris	1	0
									180 H Saint Peter's	2	0
									185 A Manhattan	1	0
									199 H St. Bonaventure	3	2
LAST 10 GAMES											
			169 A Niagara	0	0	94 A Siena	0	1			
			180 H Saint Peter's	2	0	105 A Iona	2	0			
			185 A Manhattan	1	0	115 H Rider	4	1			
			150 H Marist	2	3	81 H Quinnipiac	1	1			
			125 H Fairfield	0	1	66 A Monmouth	0	1			

Non-Div. I Games:

Canisius

Average RPI Win: 129		WON-LOST	WINNING	LAST 10	STRENGTH OF		OPP. STRENGTH	TEAM	ADJ		CONF.	ADJ CONF.
Average RPI Loss: 46		RECORD	PCT. RANK	GAMES	SCHEDULE		OF SCHEDULE	RPI	RPI		RPI	RPI
DIV. I ONLY		6-12-1	.34211	166	3-7-0		48	37	115		.48351	107
DIV. I NON-CONF.		4-5-0	.44444	134	2-2-0		44	124	114		.47498	115
TOTALS		RPI 1-25	RPI 26-50		W-L RECORDS		RPI 51-100		RPI 101-150		RPI 150+	
6-12-1		0-5-1	0-3-0		OVERALL		0-3-0		6-1-0		0-0-0	
4-8-0		0-3-0	0-1-0		HOME		0-3-0		4-1-0		0-0-0	
1-4-1		0-2-1	0-2-0		AWAY		0-0-0		1-0-0		0-0-0	
1-0-0		0-0-0	0-0-0		NEUTRAL		0-0-0		1-0-0		0-0-0	
4-5-0		0-1-0	0-1-0		NON-CONFERENCE		0-2-0		4-1-0		0-0-0	
4-4-0		0-1-0	0-0-0		HOME		0-2-0		4-1-0		0-0-0	
0-1-0		0-0-0	0-0-		AWAY		0-0-0		0-0-0		0-0-0	
0-0-0		0-0-0	0-0-0		NEUTRAL		0-0-0		0-0-0		0-0-0	
2-7-1		0-4-1	0-2-0		CONFERENCE		0-1-0		2-0-0		0-0-0	
0-4-0		0-2-0	0-1-0		HOME		0-1-0		0-0-0		0-0-0	
1-3-1		0-2-1	0-1-0		AWAY		0-0-0		1-0-0		0-0-0	
1-0-0		0-0-0	0-0-0		NEUTRAL		0-0-0		1-0-0		0-0-0	
RPI S	Opponent	Score	RPI S	Opponent	Score	RPI S	Opponent	Score	RPI S	Opponent	Score	
10 A	Michigan St.	0 0	32 A	Ohio St.	1 4	66 H	Monmouth	0 3	112 H	Penn	4 1	
15 H	Syracuse	0 1	33 H	Northwestern	0 2	73 H	Michigan	0 3	113 H	Army	1 0	
16 H	Indiana	1 2	42 A	Princeton	2 5	75 H	Hofstra	1 3	127 H	UMKC	1 0	
19 A	Maryland	0 2							137 A	Wisconsin	3 2	
19 H	Maryland	2 3							137 N	Wisconsin	5 2	
25 A	Penn St.	0 1							142 H	Bradley	0 1	
									149 H	Lafayette	2 1	
LAST 10 GAMES												
19 A	Maryland	0 2	113 H	Army	1 0							
137 N	Wisconsin	5 2	33 H	Northwestern	0 2							
19 H	Maryland	2 3	112 H	Penn	4 1							
142 H	Bradley	0 1	73 H	Michigan	0 3							
32 A	Ohio St.	1 4	42 A	Princeton	2 5							

Non-Div. I Games:

Rutgers

Average RPI Win: 137		WON-LOST RECORD		WINNING PCT. RANK		LAST 10 GAMES		STRENGTH OF SCHEDULE		OPP. STRENGTH OF SCHEDULE		TEAM RPI		ADJ RPI		CONF. RPI		ADJ CONF. RPI	
DIV. I ONLY		8-9-4		.47619 112		5-3-2		123		58		125		.48325 108		18		18	
DIV. I NON-CONF.		2-8-3		.26923 175		2-2-1		110		13		107		.49109 100		15		15	
TOTALS		RPI 1-25		RPI 26-50		W-L RECORDS		RPI 51-100		RPI 101-150		RPI 150+							
8-9-4		0-3-1		1-1-0		OVERALL		1-1-2		3-4-1		3-0-0							
2-2-3		0-0-0		0-1-0		HOME		0-1-2		1-0-1		1-0-0							
5-7-1		0-3-1		1-0-0		AWAY		0-0-0		2-4-0		2-0-0							
1-0-0		0-0-0		0-0-0		NEUTRAL		1-0-0		0-0-0		0-0-0							
2-8-3		0-3-1		1-1-0		NON-CONFERENCE		0-1-1		0-3-1		1-0-0							
0-2-2		0-0-0		0-1-0		HOME		0-1-1		0-0-1		0-0-0							
2-6-1		0-3-1		1-0-		AWAY		0-0-0		0-3-0		1-0-0							
0-0-0		0-0-0		0-0-0		NEUTRAL		0-0-0		0-0-0		0-0-0							
6-1-1		0-0-0		0-0-0		CONFERENCE		1-0-1		3-1-0		2-0-0							
2-0-1		0-0-0		0-0-0		HOME		0-0-1		1-0-0		1-0-0							
3-1-0		0-0-0		0-0-0		AWAY		0-0-0		2-1-0		1-0-0							
1-0-0		0-0-0		0-0-0		NEUTRAL		1-0-0		0-0-0		0-0-0							
RPI	S	Opponent		Score		RPI	S	Opponent		Score		RPI	S	Opponent		Score			
4	A	Stanford		1	2	33	A	Northwestern		1	0	68	H	Butler		1	1		
17	A	Louisville		0	0	40	H	Tulsa		1	2	76	H	Missouri St.		1	1		
18	A	California		0	1							76	N	Missouri St.		1	0		
18	A	California		1	2							77	H	Virginia Tech		0	1		
												114	A	Memphis		1	2		
												127	A	UMKC		1	2		
												129	H	DePaul		1	1		
												130	A	Loyola Chicago		0	1		
												142	A	Bradley		2	1		
												142	H	Bradley		2	0		
												144	A	Evansville		2	0		
												145	A	Northern Ill.		1	4		
												171	H	Drake		4	0		
												183	A	Central Ark.		3	1		
												202	A	Eastern Ill.		4	3		
LAST 10 GAMES																			
18	A	California		0	1	202	A	Eastern Ill.		4	3								
33	A	Northwestern		1	0	76	H	Missouri St.		1	1								
76	N	Missouri St.		1	0	17	A	Louisville		0	0								
142	A	Bradley		2	1	145	A	Northern Ill.		1	4								
130	A	Loyola Chicago		0	1	171	H	Drake		4	0								

Non-Div. I Games:

SIUE

F
o
r
d
h
a
m

F
o
r
d
h
a
m

Fordham

Average RPI Win:		131	WON-LOST RECORD		WINNING PCT. RANK		LAST 10 GAMES		STRENGTH OF SCHEDULE		OPP. STRENGTH OF SCHEDULE		TEAM RPI		ADJ RPI		CONF. RPI		ADJ CONF. RPI				
DIV. I ONLY		5-9-3		.38235		149		2-7-1		36		83		107		.48203		111		9		9	
DIV. I NON-CONF.		3-3-2		.5		102		1-1-0		26		96		86		.50087		83		10		10	
TOTALS		RPI 1-25		RPI 26-50		W-L RECORDS		RPI 51-100		RPI 101-150		RPI 150+											
5-9-3		0-1-1		0-2-0		OVERALL		2-5-1		2-1-1		1-0-0											
2-4-2		0-0-1		0-1-0		HOME		1-2-1		1-1-0		0-0-0											
3-5-1		0-1-0		0-1-0		AWAY		1-3-0		1-0-1		1-0-0											
0-0-0		0-0-0		0-0-0		NEUTRAL		0-0-0		0-0-0		0-0-0											
3-3-2		0-1-1		0-0-0		NON-CONFERENCE		2-2-1		0-0-0		1-0-0											
1-0-2		0-0-1		0-0-0		HOME		1-0-1		0-0-0		0-0-0											
2-3-0		0-1-0		0-0-		AWAY		1-2-0		0-0-0		1-0-0											
0-0-0		0-0-0		0-0-0		NEUTRAL		0-0-0		0-0-0		0-0-0											
2-6-1		0-0-0		0-2-0		CONFERENCE		0-3-0		2-1-1		0-0-0											
1-4-0		0-0-0		0-1-0		HOME		0-2-0		1-1-0		0-0-0											
1-2-1		0-0-0		0-1-0		AWAY		0-1-0		1-0-1		0-0-0											
0-0-0		0-0-0		0-0-0		NEUTRAL		0-0-0		0-0-0		0-0-0											
RPI	S	Opponent		Score		RPI	S	Opponent		Score		RPI	S	Opponent		Score							
3	A	Providence		0	2	34	A	American		2	3	56	A	Harvard		0	3	113	A	Army		3	3
23	H	Dartmouth		2	2	38	H	Boston U.		0	1	57	A	Navy		1	2	131	H	Colgate		2	3
												66	A	Monmouth		0	2	132	H	Loyola Maryland		2	0
												78	H	Bucknell		0	1	149	A	Lafayette		3	2
												80	H	Lehigh		1	2	204	A	Sacred Heart		4	1
												81	H	Quinnipiac		2	1						
												87	A	Northeastern		1	0						
												88	H	Hartford		1	1						
						LAST 10 GAMES						56	A	Harvard		0	3						
						80 H Lehigh						1	2	149	A	Lafayette		3	2				
						78 H Bucknell						0	1	38	H	Boston U.		0	1				
						113 A Army						3	3	34	A	American		2	3				
						57 A Navy						1	2	87	A	Northeastern		1	0				
						131 H Colgate						2	3										

Non-Div. I Games:

Holy Cross

Average RPI Win: 125		WON-LOST RECORD	WINNING PCT. RANK	LAST 10 GAMES	STRENGTH OF SCHEDULE	OPP. STRENGTH OF SCHEDULE	TEAM RPI	ADJ RPI	CONF. RPI	ADJ CONF. RPI	
Average RPI Loss: 55											
DIV. I ONLY		6-9-2	.41176 137	3-5-2	72	98	120	.48094 112	10	10	
DIV. I NON-CONF.		4-6-0	.4 145	1-2-0	100	91	119	.47245 117	11	11	
TOTALS		RPI 1-25	RPI 26-50		W-L RECORDS		RPI 51-100		RPI 101-150		RPI 150+
6-9-2	1-2-0		0-4-0		OVERALL		1-1-1		2-2-0		2-0-1
3-4-1	0-0-0		0-2-0		HOME		0-1-1		2-1-0		1-0-0
3-5-1	1-2-0		0-2-0		AWAY		1-0-0		0-1-0		1-0-1
0-0-0	0-0-0		0-0-0		NEUTRAL		0-0-0		0-0-0		0-0-0
4-6-0	0-2-0		0-3-0		NON-CONFERENCE		0-0-0		2-1-0		2-0-0
3-2-0	0-0-0		0-2-0		HOME		0-0-0		2-0-0		1-0-0
1-4-0	0-2-0		0-0-		AWAY		0-0-0		0-1-0		1-0-0
0-0-0	0-0-0		0-0-0		NEUTRAL		0-0-0		0-0-0		0-0-0
2-3-2	1-0-0		0-1-0		CONFERENCE		1-1-1		0-1-0		0-0-1
0-2-1	0-0-0		0-0-0		HOME		0-1-1		0-1-0		0-0-0
2-1-1	1-0-0		0-1-0		AWAY		1-0-0		0-0-0		0-0-1
0-0-0	0-0-0		0-0-0		NEUTRAL		0-0-0		0-0-0		0-0-0
RPI S	Opponent	Score	RPI S	Opponent	Score	RPI S	Opponent	Score	RPI S	Opponent	Score
14 A	Washington	1 3	34 H	American	1 2	56 H	Harvard	0 1	107 A	Rutgers	1 4
23 A	Dartmouth	2 1	36 H	West Virginia	0 1	60 A	Cornell	1 0	128 H	Columbia	1 2
25 A	Penn St.	2 6	42 A	Princeton	2 3	79 H	Brown	1 1	147 H	Saint Joseph's	2 1
			49 A	Seattle	0 2				148 H	Drexel	2 0
									181 H	Central Conn. St.	4 3
									192 A	Temple	3 0
									197 A	Yale	1 1
LAST 10 GAMES											
			56 H	Harvard	0 1	23 A	Dartmouth	2 1			
			42 A	Princeton	2 3	107 A	Rutgers	1 4			
			79 H	Brown	1 1	128 H	Columbia	1 2			
			36 H	West Virginia	0 1	60 A	Cornell	1 0			
			197 A	Yale	1 1	147 H	Saint Joseph's	2 1			

Non-Div. I Games:

Penn

Average RPI Win: 153		WON-LOST	WINNING	LAST 10	STRENGTH OF	OPP. STRENGTH	TEAM	ADJ	CONF.	ADJ CONF.		
Average RPI Loss: 82		RECORD	PCT. RANK	GAMES	SCHEDULE	OF SCHEDULE	RPI	RPI	RPI	RPI		
DIV. I ONLY		6-8-6	.45	125	3-4-3	70	124	119	.48032	113	9	9
DIV. I NON-CONF.		3-3-3	.5	102	0-1-0	115	183	137	.45228	136	10	10
<hr/>												
TOTALS		RPI 1-25		RPI 26-50		W-L RECORDS		RPI 51-100		RPI 101-150		RPI 150+
6-8-6		0-0-0		0-2-2		OVERALL		0-3-1		4-3-3		2-0-0
3-3-3		0-0-0		0-0-0		HOME		0-1-1		2-2-2		1-0-0
3-4-3		0-0-0		0-2-2		AWAY		0-1-0		2-1-1		1-0-0
0-1-0		0-0-0		0-0-0		NEUTRAL		0-1-0		0-0-0		0-0-0
3-3-3		0-0-0		0-0-0		NON-CONFERENCE		0-0-1		1-3-2		2-0-0
1-2-2		0-0-0		0-0-0		HOME		0-0-1		0-2-1		1-0-0
2-1-1		0-0-0		0-0-		AWAY		0-0-0		1-1-1		1-0-0
0-0-0		0-0-0		0-0-0		NEUTRAL		0-0-0		0-0-0		0-0-0
3-5-3		0-0-0		0-2-2		CONFERENCE		0-3-0		3-0-1		0-0-0
2-1-1		0-0-0		0-0-0		HOME		0-1-0		2-0-1		0-0-0
1-3-2		0-0-0		0-2-2		AWAY		0-1-0		1-0-0		0-0-0
0-1-0		0-0-0		0-0-0		NEUTRAL		0-1-0		0-0-0		0-0-0
RPI S	Opponent	Score	RPI S	Opponent	Score	RPI S	Opponent	Score	RPI S	Opponent	Score	
			34 A	American	0 0	57 N	Navy	0 1	107 A	Rutgers	0 1	
			34 A	American	0 0	78 H	Bucknell	1 2	111 H	Holy Cross	3 3	
			38 A	Boston U.	0 1	80 A	Lehigh	1 2	122 H	Air Force	0 0	
			38 A	Boston U.	0 2	81 H	Quinnipiac	0 0	125 H	Fairfield	0 1	
									131 A	Colgate	2 1	
									132 H	Loyola Maryland	2 1	
									133 H	St. Francis Brooklyn	0 2	
									147 A	Saint Joseph's	1 0	
									149 H	Lafayette	1 0	
									150 A	Marist	1 1	
									179 A	Binghamton	1 0	
									181 H	Central Conn. St.	3 0	
<hr/>												
LAST 10 GAMES												
			38 A	Boston U.	0 1	80 A	Lehigh	1 2				
			34 A	American	0 0	107 A	Rutgers	0 1				
			57 N	Navy	0 1	34 A	American	0 0				
			149 H	Lafayette	1 0	132 H	Loyola Maryland	2 1				
			111 H	Holy Cross	3 3	131 A	Colgate	2 1				

Non-Div. I Games:

Army

Average RPI Win: 140		WON-LOST RECORD	WINNING PCT. RANK		LAST 10 GAMES	STRENGTH OF SCHEDULE	OPP. STRENGTH OF SCHEDULE	TEAM RPI	ADJ RPI	CONF. RPI	ADJ CONF. RPI						
Average RPI Loss: 76																	
DIV. I ONLY		9-7-2	.55556	82	5-5-0	147	138	106	.47938	114	13	13					
DIV. I NON-CONF.		6-2-1	.72222	24	2-0-0	107	165	96	.49579	93	12	12					
<hr/>																	
TOTALS		RPI 1-25		RPI 26-50		W-L RECORDS		RPI 51-100		RPI 101-150		RPI 150+					
9-7-2		1-0-0		1-3-0		OVERALL		0-3-1		2-0-0		5-1-1					
4-2-0		1-0-0		0-0-0		HOME		0-1-0		1-0-0		2-1-0					
3-5-1		0-0-0		1-3-0		AWAY		0-2-0		1-0-0		1-0-1					
2-0-1		0-0-0		0-0-0		NEUTRAL		0-0-1		0-0-0		2-0-0					
6-2-1		1-0-0		0-1-0		NON-CONFERENCE		0-1-1		2-0-0		3-0-0					
2-0-0		1-0-0		0-0-0		HOME		0-0-0		1-0-0		0-0-0					
2-2-0		0-0-0		0-0-		AWAY		0-1-0		1-0-0		1-0-0					
2-0-1		0-0-0		0-0-0		NEUTRAL		0-0-1		0-0-0		2-0-0					
3-5-1		0-0-0		1-2-0		CONFERENCE		0-2-0		0-0-0		2-1-1					
2-2-0		0-0-0		0-0-0		HOME		0-1-0		0-0-0		2-1-0					
1-3-1		0-0-0		1-2-0		AWAY		0-1-0		0-0-0		0-0-1					
0-0-0		0-0-0		0-0-0		NEUTRAL		0-0-0		0-0-0		0-0-0					
RPI	S	Opponent		Score		RPI	S	Opponent		Score		RPI	S	Opponent		Score	
22	H	Saint Louis		4 0		30	A	UAB		1 3		63	H	UConn		0 1	
						40	A	Tulsa		0 2		76	N	Missouri St.		0 0	
						48	A	South Fla.		2 1		90	A	SMU		0 2	
						48	A	South Fla.		2 4		97	A	Lipscomb		3 4	

Non-Div. I Games:

Memphis

Average RPI Win:	155	WON-LOST	WINNING	LAST 10	STRENGTH OF	OPP. STRENGTH	TEAM	ADJ	CONF.	ADJ CONF.		
Average RPI Loss:	113	RECORD	PCT. RANK	GAMES	SCHEDULE	OF SCHEDULE	RPI	RPI	RPI	RPI		
DIV. I ONLY		9-7-2	.55556	82	5-5-0	140	190	111	.47879	115	15	15
DIV. I NON-CONF.		3-2-2	.57143	74	0-0-0	171	200	129	.45523	131	21	21
<hr/>												
TOTALS	RPI 1-25	RPI 26-50		W-L RECORDS		RPI 51-100		RPI 101-150		RPI 150+		
9-7-2	0-0-0	0-0-0		OVERALL		1-2-0		3-4-1		5-1-1		
6-2-0	0-0-0	0-0-0		HOME		1-0-0		2-2-0		3-0-0		
3-5-2	0-0-0	0-0-0		AWAY		0-2-0		1-2-1		2-1-1		
0-0-0	0-0-0	0-0-0		NEUTRAL		0-0-0		0-0-0		0-0-0		
3-2-2	0-0-0	0-0-0		NON-CONFERENCE		0-0-0		1-1-1		2-1-1		
2-0-0	0-0-0	0-0-0		HOME		0-0-0		1-0-0		1-0-0		
1-2-2	0-0-0	0-0-		AWAY		0-0-0		0-1-1		1-1-1		
0-0-0	0-0-0	0-0-0		NEUTRAL		0-0-0		0-0-0		0-0-0		
6-5-0	0-0-0	0-0-0		CONFERENCE		1-2-0		2-3-0		3-0-0		
4-2-0	0-0-0	0-0-0		HOME		1-0-0		1-2-0		2-0-0		
2-3-0	0-0-0	0-0-0		AWAY		0-2-0		1-1-0		1-0-0		
0-0-0	0-0-0	0-0-0		NEUTRAL		0-0-0		0-0-0		0-0-0		
RPI	S	Opponent	Score	RPI	S	Opponent	Score	RPI	S	Opponent	Score	
						66 A Monmouth	0 1	105 H Iona			0 1	
						81 A Quinnipiac	1 2	106 A Canisius			1 4	
						94 H Siena	6 1	116 H Bryant			3 0	
								125 H Fairfield			0 1	
								125 H Fairfield			3 0	
								133 A St. Francis Brooklyn			0 2	
								147 A Saint Joseph's			1 1	
								150 A Marist			2 0	
								169 H Niagara			5 2	
								173 A Robert Morris			0 3	
								174 A LIU Brooklyn			5 2	
								176 A NJIT			3 3	
								180 H Saint Peter's			4 0	
								185 A Manhattan			1 0	
								199 H St. Bonaventure			5 0	
<hr/>												
LAST 10 GAMES												
						125 H Fairfield	0 1	185 A Manhattan			1 0	
						150 A Marist	2 0	169 H Niagara			5 2	
						66 A Monmouth	0 1	81 A Quinnipiac			1 2	
						94 H Siena	6 1	106 A Canisius			1 4	
						180 H Saint Peter's	4 0	105 H Iona			0 1	

Non-Div. I Games:

Rider

Average RPI Win: 161		WON-LOST RECORD	WINNING PCT. RANK		LAST 10 GAMES	STRENGTH OF SCHEDULE		OPP. STRENGTH OF SCHEDULE		TEAM RPI	ADJ RPI		CONF. RPI	ADJ CONF. RPI			
Average RPI Loss: 103																	
DIV. I ONLY		9-5-3	.61765	57	6-1-3	164		187		103	.47869	116	23	23			
DIV. I NON-CONF.		4-4-1	.5	102	1-0-1	111		134		72	.50673	74	22	22			
TOTALS		RPI 1-25		RPI 26-50		W-L RECORDS		RPI 51-100		RPI 101-150		RPI 150+					
9-5-3		0-1-0		0-0-0		OVERALL		1-0-1		1-3-1		7-1-1					
6-1-2		0-1-0		0-0-0		HOME		1-0-1		1-0-1		4-0-0					
3-3-1		0-0-0		0-0-0		AWAY		0-0-0		0-2-0		3-1-1					
0-1-0		0-0-0		0-0-0		NEUTRAL		0-0-0		0-1-0		0-0-0					
4-4-1		0-1-0		0-0-0		NON-CONFERENCE		0-0-1		1-2-0		3-1-0					
3-1-1		0-1-0		0-0-0		HOME		0-0-1		1-0-0		2-0-0					
1-3-0		0-0-0		0-0-		AWAY		0-0-0		0-2-0		1-1-0					
0-0-0		0-0-0		0-0-0		NEUTRAL		0-0-0		0-0-0		0-0-0					
5-1-2		0-0-0		0-0-0		CONFERENCE		1-0-0		0-1-1		4-0-1					
3-0-1		0-0-0		0-0-0		HOME		1-0-0		0-0-1		2-0-0					
2-0-1		0-0-0		0-0-0		AWAY		0-0-0		0-0-0		2-0-1					
0-1-0		0-0-0		0-0-0		NEUTRAL		0-0-0		0-1-0		0-0-0					
RPI	S	Opponent		Score		RPI	S	Opponent		Score		RPI	S	Opponent		Score	
3	H	Providence		0 2								106	A	Canisius		2 3	
												115	A	Rider		0 3	
												133	H	St. Francis Brooklyn		1 1	
												133	N	St. Francis Brooklyn		0 2	
												135	H	UMass Lowell		1 0	
												156	A	Buffalo		2 3	
												164	A	New Hampshire		2 0	
												170	H	Hartwick		4 2	
												173	H	Robert Morris		1 0	
												174	H	LIU Brooklyn		2 1	
												180	H	Saint Peter's		2 1	
												181	A	Central Conn. St.		2 1	
												186	A	Fairleigh Dickinson		2 1	
												204	A	Sacred Heart		1 1	
LAST 10 GAMES																	
						133	N	St. Francis Brooklyn		0 2		204	A	Sacred Heart		1 1	
						181	A	Central Conn. St.		2 1		83	H	Saint Francis (PA)		1 0	
						186	A	Fairleigh Dickinson		2 1		173	H	Robert Morris		1 0	
						133	H	St. Francis Brooklyn		1 1		170	H	Hartwick		4 2	
						174	H	LIU Brooklyn		2 1		51	H	Rhode Island		1 1	

Non-Div. I Games:

Bryant

Average RPI Win: 144		WON-LOST	WINNING	LAST 10	STRENGTH OF		OPP. STRENGTH	TEAM	ADJ	CONF.	ADJ CONF.				
Average RPI Loss: 97		RECORD	PCT. RANK	GAMES	SCHEDULE		OF SCHEDULE	RPI	RPI	RPI	RPI				
DIV. I ONLY		9-7-3	.55263	86	5-3-2		104	177	97	.4771	117	20	21		
DIV. I NON-CONF.		5-4-2	.54545	95	1-0-1		75	166	71	.4986	89	20	20		
TOTALS		RPI 1-25	RPI 26-50		W-L RECORDS		RPI 51-100		RPI 101-150		RPI 150+				
9-7-3		0-1-0	0-0-1		OVERALL		2-4-0		2-1-1		5-1-1				
4-2-0		0-0-0	0-0-0		HOME		2-0-0		0-1-0		2-1-0				
3-4-2		0-1-0	0-0-0		AWAY		0-3-0		1-0-1		2-0-1				
2-1-1		0-0-0	0-0-1		NEUTRAL		0-1-0		1-0-0		1-0-0				
5-4-2		0-1-0	0-0-1		NON-CONFERENCE		1-2-0		1-0-0		3-1-1				
2-1-0		0-0-0	0-0-0		HOME		1-0-0		0-0-0		1-1-0				
2-2-1		0-1-0	0-0-		AWAY		0-1-0		1-0-0		1-0-1				
1-1-1		0-0-0	0-0-1		NEUTRAL		0-1-0		0-0-0		1-0-0				
4-3-1		0-0-0	0-0-0		CONFERENCE		1-2-0		1-1-1		2-0-0				
2-1-0		0-0-0	0-0-0		HOME		1-0-0		0-1-0		1-0-0				
1-2-1		0-0-0	0-0-0		AWAY		0-2-0		0-0-1		1-0-0				
1-0-0		0-0-0	0-0-0		NEUTRAL		0-0-0		1-0-0		0-0-0				
RPI S	Opponent	Score		RPI S	Opponent	Score		RPI S	Opponent	Score		RPI S	Opponent	Score	
8 A	Creighton	0	1	46 N	Radford	2	2	61 N	UNLV	1	2	101 A	High Point	2	1
								91 A	Denver	1	3	143 H	Oral Roberts	0	2
								91 A	Denver	0	1	143 N	Oral Roberts	2	1
								93 A	Valparaiso	1	2	146 A	IUPUI	1	1
								99 H	Omaha	1	0	152 N	San Jose St.	1	0
								100 H	Western Mich.	3	0	159 H	Milwaukee	2	0
												166 H	IPFW	1	0
												171 A	Drake	1	1
												175 A	Northern Ky.	2	0
												189 H	Green Bay	0	1
												202 A	Eastern Ill.	1	0
				LAST 10 GAMES											
				91 A	Denver	1	3	171 A	Drake	1	1				
				143 N	Oral Roberts	2	1	202 A	Eastern Ill.	1	0				
				91 A	Denver	0	1	99 H	Omaha	1	0				
				143 H	Oral Roberts	0	2	159 H	Milwaukee	2	0				
				146 A	IUPUI	1	1	166 H	IPFW	1	0				

Non-Div. I Games:

Western Ill.

Average RPI Win:	183	WON-LOST RECORD	WINNING PCT. RANK	LAST 10 GAMES	STRENGTH OF SCHEDULE	OPP. STRENGTH OF SCHEDULE	TEAM RPI	ADJ RPI	CONF. RPI	ADJ CONF. RPI		
Average RPI Loss:	45											
DIV. I ONLY		10-6-1	.61765	57	6-4-0	199	176	128	.4768	118	21	20
DIV. I NON-CONF.		4-2-1	.64286	46	0-1-0	197	190	143	.45359	134	18	19
<hr/>												
TOTALS	RPI 1-25	RPI 26-50		W-L RECORDS		RPI 51-100		RPI 101-150		RPI 150+		
10-6-1	0-1-0	0-4-0		OVERALL		0-1-0		1-0-0		9-0-1		
4-2-0	0-1-0	0-1-0		HOME		0-0-0		1-0-0		3-0-0		
4-4-1	0-0-0	0-3-0		AWAY		0-1-0		0-0-0		4-0-1		
2-0-0	0-0-0	0-0-0		NEUTRAL		0-0-0		0-0-0		2-0-0		
<hr/>												
4-2-1	0-0-0	0-1-0		NON-CONFERENCE		0-1-0		0-0-0		4-0-1		
1-1-0	0-0-0	0-1-0		HOME		0-0-0		0-0-0		1-0-0		
1-1-1	0-0-0	0-0-		AWAY		0-1-0		0-0-0		1-0-1		
2-0-0	0-0-0	0-0-0		NEUTRAL		0-0-0		0-0-0		2-0-0		
<hr/>												
6-4-0	0-1-0	0-3-0		CONFERENCE		0-0-0		1-0-0		5-0-0		
3-1-0	0-1-0	0-0-0		HOME		0-0-0		1-0-0		2-0-0		
3-3-0	0-0-0	0-3-0		AWAY		0-0-0		0-0-0		3-0-0		
0-0-0	0-0-0	0-0-0		NEUTRAL		0-0-0		0-0-0		0-0-0		
<hr/>												
RPI S	Opponent	Score	RPI S	Opponent	Score	RPI S	Opponent	Score	RPI S	Opponent	Score	
21 H	Coastal Caro.	0 2	37 H	Davidson	1 2	89 A	North Carolina St.	1 4	101 H	High Point	1 0	
			39 A	Winthrop	1 4				155 A	Marshall	2 2	
			39 A	Winthrop	0 2				167 H	Campbell	2 1	
			46 A	Radford	0 2				173 N	Robert Morris	2 1	
									190 A	Longwood	1 0	
									194 H	UNC Asheville	3 1	
									195 N	USC Upstate	3 1	
									200 A	Gardner-Webb	1 0	
									201 H	Howard	4 0	
									203 A	VMI	5 0	
									205 A	Presbyterian	1 0	
<hr/>												
LAST 10 GAMES												
			39 A	Winthrop	1 4		194 H	UNC Asheville	3 1			
			101 H	High Point	1 0		190 A	Longwood	1 0			
			167 H	Campbell	2 1		21 H	Coastal Caro.	0 2			
			205 A	Presbyterian	1 0		200 A	Gardner-Webb	1 0			
			89 A	North Carolina St.	1 4		46 A	Radford	0 2			

Non-Div. I Games: Bluefield Col. 2 1

Liberty

FGCU

FGCU

Average RPI Win:		116	WON-LOST RECORD		WINNING PCT. RANK	LAST 10 GAMES	STRENGTH OF SCHEDULE		OPP. STRENGTH OF SCHEDULE	TEAM RPI	ADJ RPI	CONF. RPI	ADJ CONF. RPI	
Average RPI Loss:		88												
DIV. I ONLY		8-7-4			.52632 97	3-5-2	142		51	110	.47296 120	6	6	
DIV. I NON-CONF.		5-2-2			.66667 37	0-0-0	170		90	125	.45589 129	6	5	
TOTALS		RPI 1-25		RPI 26-50		W-L RECORDS		RPI 51-100		RPI 101-150		RPI 150+		
8-7-4		0-0-2		0-2-1		OVERALL		4-3-0		2-1-0		2-1-1		
5-4-2		0-0-1		0-1-0		HOME		2-1-0		1-1-0		2-1-1		
3-3-2		0-0-1		0-1-1		AWAY		2-2-0		1-0-0		0-0-0		
0-0-0		0-0-0		0-0-0		NEUTRAL		0-0-0		0-0-0		0-0-0		
5-2-2		0-0-1		0-1-0		NON-CONFERENCE		2-0-0		1-0-0		2-1-1		
4-1-1		0-0-0		0-0-0		HOME		1-0-0		1-0-0		2-1-1		
1-1-1		0-0-1		0-0-		AWAY		1-0-0		0-0-0		0-0-0		
0-0-0		0-0-0		0-0-0		NEUTRAL		0-0-0		0-0-0		0-0-0		
3-5-2		0-0-1		0-1-1		CONFERENCE		2-3-0		1-1-0		0-0-0		
1-3-1		0-0-1		0-1-0		HOME		1-1-0		0-1-0		0-0-0		
2-2-1		0-0-0		0-0-1		AWAY		1-2-0		1-0-0		0-0-0		
0-0-0		0-0-0		0-0-0		NEUTRAL		0-0-0		0-0-0		0-0-0		
RPI S	Opponent		Score		RPI S	Opponent		Score		RPI S	Opponent		Score	
1 A	UCLA		0	0	37 A	Davidson		3	4	55 H	CSUN		2	1
12 H	UC Irvine		1	1	50 A	UC Santa Barbara		2	2	59 A	Cal St. Fullerton		2	3
					50 H	UC Santa Barbara		0	2	62 H	San Francisco		2	1
										69 A	UC Davis		1	2
										69 H	UC Davis		0	1
										89 A	North Carolina St.		3	1
										98 A	UC Riverside		1	0
										136 A	Sacramento St.		3	1
										136 H	Sacramento St.		1	2
										145 H	Northern Ill.		4	1
										162 H	Grand Canyon		2	0
										171 H	Drake		0	0
										182 H	Massachusetts		1	0
										198 H	Pacific		1	2
LAST 10 GAMES														
					69 A	UC Davis		1	2	136 A	Sacramento St.		3	1
					50 H	UC Santa Barbara		0	2	59 A	Cal St. Fullerton		2	3
					136 H	Sacramento St.		1	2	98 A	UC Riverside		1	0
					50 A	UC Santa Barbara		2	2	55 H	CSUN		2	1
					69 H	UC Davis		0	1	12 H	UC Irvine		1	1

Non-Div. I Games:

Cal Poly

Average RPI Win: 134		WON-LOST	WINNING	LAST 10	STRENGTH OF		OPP. STRENGTH	TEAM	ADJ		CONF.	ADJ CONF.
Average RPI Loss: 55		RECORD	PCT. RANK	GAMES	SCHEDULE		OF SCHEDULE	RPI	RPI		RPI	RPI
DIV. I ONLY		6-9-1	.40625	140	4-6-0		100	43	129		.4713	121
DIV. I NON-CONF.		4-3-1	.5625	80	2-0-0		132	68	130		.45546	130
TOTALS		RPI 1-25	RPI 26-50		W-L RECORDS		RPI 51-100		RPI 101-150		RPI 150+	
6-9-1		0-3-0	0-3-1		OVERALL		2-1-0		1-1-0		3-1-0	
4-4-0		0-0-0	0-2-0		HOME		1-1-0		1-0-0		2-1-0	
2-5-1		0-3-0	0-1-1		AWAY		1-0-0		0-1-0		1-0-0	
0-0-0		0-0-0	0-0-0		NEUTRAL		0-0-0		0-0-0		0-0-0	
4-3-1		0-1-0	0-0-1		NON-CONFERENCE		2-0-0		1-1-0		1-1-0	
3-1-0		0-0-0	0-0-0		HOME		1-0-0		1-0-0		1-1-0	
1-2-1		0-1-0	0-1-		AWAY		1-0-0		0-1-0		0-0-0	
0-0-0		0-0-0	0-0-0		NEUTRAL		0-0-0		0-0-0		0-0-0	
2-6-0		0-2-0	0-3-0		CONFERENCE		0-1-0		0-0-0		2-0-0	
1-3-0		0-0-0	0-2-0		HOME		0-1-0		0-0-0		1-0-0	
1-3-0		0-2-0	0-1-0		AWAY		0-0-0		0-0-0		1-0-0	
0-0-0		0-0-0	0-0-0		NEUTRAL		0-0-0		0-0-0		0-0-0	
RPI S	Opponent	Score	RPI S	Opponent	Score	RPI S	Opponent	Score	RPI S	Opponent	Score	
9 A	Charlotte	3 4	30 H	UAB	2 3	54 H	South Carolina	4 5	119 H	FGCU	2 1	
10 A	Michigan St.	0 3	35 A	New Mexico	0 2	73 A	Michigan	1 0	140 A	East Tenn. St.	1 2	
20 A	Old Dominion	2 3	41 H	Kentucky	0 1	82 H	San Diego St.	2 1	155 A	Marshall	1 0	
			45 A	Elon	0 0				158 H	Stetson	1 2	
									184 H	UCF	2 1	
									191 H	Fla. Atlantic	2 0	
LAST 10 GAMES												
20 A	Old Dominion	2 3	9 A	Charlotte	3 4							
41 H	Kentucky	0 1	54 H	South Carolina	4 5							
191 H	Fla. Atlantic	2 0	35 A	New Mexico	0 2							
155 A	Marshall	1 0	30 H	UAB	2 3							
184 H	UCF	2 1	119 H	FGCU	2 1							

Non-Div. I Games:

FIU

A
i
r
F
o
r
c
e

Air Force

Average RPI Win: 127		WON-LOST	WINNING	LAST 10	STRENGTH OF		OPP. STRENGTH	TEAM	ADJ	CONF.	ADJ CONF.
Average RPI Loss: 120		RECORD	PCT. RANK	GAMES	SCHEDULE		OF SCHEDULE	RPI	RPI	RPI	RPI
DIV. I ONLY		10-7-5	.56818	80	2-4-4		166	106	113	.4696	123
DIV. I NON-CONF.		6-2-1	.72222	24	0-0-0		193	50	136	.45662	128
TOTALS		RPI 1-25	RPI 26-50		W-L RECORDS		RPI 51-100		RPI 101-150		RPI 150+
10-7-5	0-0-0	0-0-2		OVERALL		4-3-2		3-1-0		3-3-1	
2-4-1	0-0-0	0-0-1		HOME		0-2-0		1-0-0		1-2-0	
4-3-2	0-0-0	0-0-1		AWAY		3-1-0		1-1-0		0-1-1	
4-0-2	0-0-0	0-0-0		NEUTRAL		1-0-2		1-0-0		2-0-0	
6-2-1	0-0-0	0-0-0		NON-CONFERENCE		2-2-1		2-0-0		2-0-0	
1-1-0	0-0-0	0-0-0		HOME		0-1-0		1-0-0		0-0-0	
2-1-0	0-0-0	0-0-		AWAY		2-1-0		0-0-0		0-0-0	
3-0-1	0-0-0	0-0-0		NEUTRAL		0-0-1		1-0-0		2-0-0	
4-5-4	0-0-0	0-0-2		CONFERENCE		2-1-1		1-1-0		1-3-1	
1-3-1	0-0-0	0-0-1		HOME		0-1-0		0-0-0		1-2-0	
2-2-2	0-0-0	0-0-1		AWAY		1-0-0		1-1-0		0-1-1	
1-0-1	0-0-0	0-0-0		NEUTRAL		1-0-1		0-0-0		0-0-0	
RPI S	Opponent	Score	RPI S	Opponent	Score	RPI S	Opponent	Score	RPI S	Opponent	Score
			49 A	Seattle	1 1	55 A	CSUN	1 2	122 A	Air Force	2 4
			49 H	Seattle	0 0	61 A	UNLV	2 1	127 A	UMKC	1 0
						61 N	UNLV	1 1	136 H	Sacramento St.	5 0
						69 H	UC Davis	1 2	148 N	Drexel	2 1
						82 A	San Diego St.	1 0	152 A	San Jose St.	0 2
						92 N	VCU	1 1	152 H	San Jose St.	5 1
						95 H	Utah Valley	1 3	154 H	Incarnate Word	1 2
						95 N	Utah Valley	1 0	162 A	Grand Canyon	1 1
						98 A	UC Riverside	3 1	166 N	IPFW	3 0
									193 H	Houston Baptist	1 3
									201 N	Howard	5 0
LAST 10 GAMES											
			61 N	UNLV	1 1	162 A	Grand Canyon	1 1			
			49 A	Seattle	1 1	61 A	UNLV	2 1			
			95 N	Utah Valley	1 0	152 A	San Jose St.	0 2			
			49 H	Seattle	0 0	193 H	Houston Baptist	1 3			
			95 H	Utah Valley	1 3	154 H	Incarnate Word	1 2			

Non-Div. I Games:

Bakersfield

Average RPI Win:	133	WON-LOST	WINNING	LAST 10	STRENGTH OF	OPP. STRENGTH	TEAM	ADJ	CONF.	ADJ CONF.			
Average RPI Loss:	115	RECORD	PCT. RANK	GAMES	SCHEDULE	OF SCHEDULE	RPI	RPI	RPI	RPI			
DIV. I ONLY		9-7-4	.55	90	4-3-3	146	162	118	.46656	124	19	19	
DIV. I NON-CONF.		3-4-4	.45455	129	0-1-3	136	125	110	.47334	116	17	17	
<hr/>													
TOTALS	RPI 1-25	RPI 26-50		W-L RECORDS		RPI 51-100		RPI 101-150		RPI 150+			
9-7-4	0-0-0	0-0-0		OVERALL		3-3-2		2-1-1		4-3-1			
3-2-1	0-0-0	0-0-0		HOME		0-2-0		1-0-0		2-0-1			
5-3-3	0-0-0	0-0-0		AWAY		2-1-2		1-0-1		2-2-0			
1-2-0	0-0-0	0-0-0		NEUTRAL		1-0-0		0-1-0		0-1-0			
<hr/>													
3-4-4	0-0-0	0-0-0		NON-CONFERENCE		2-2-2		0-0-1		1-2-1			
0-1-1	0-0-0	0-0-0		HOME		0-1-0		0-0-0		0-0-1			
2-2-3	0-0-0	0-0-		AWAY		1-1-2		0-0-1		1-1-0			
1-1-0	0-0-0	0-0-0		NEUTRAL		1-0-0		0-0-0		0-1-0			
<hr/>													
6-3-0	0-0-0	0-0-0		CONFERENCE		1-1-0		2-1-0		3-1-0			
3-1-0	0-0-0	0-0-0		HOME		0-1-0		1-0-0		2-0-0			
3-1-0	0-0-0	0-0-0		AWAY		1-0-0		1-0-0		1-1-0			
0-1-0	0-0-0	0-0-0		NEUTRAL		0-0-0		0-1-0		0-0-0			
<hr/>													
RPI	S	Opponent	Score	RPI	S	Opponent	Score	RPI	S	Opponent	Score		
				59 N Cal St. Fullerton				2	1	104 H Wright St.		2	1
				61 A UNLV				0	0	104 N Wright St.		0	2
				64 H Bowling Green				0	1	126 A Ill.-Chicago		2	1
				72 H Oakland				1	2	146 A IUPUI		0	0
				73 A Michigan				0	0	156 A Buffalo		2	3
				74 A Dayton				0	3	157 H Cleveland St.		3	0
				93 A Valparaiso				1	0	159 A Milwaukee		0	2
				100 A Western Mich.				2	1	166 H IPFW		1	1
										169 A Niagara		1	0
										175 N Northern Ky.		0	1
										189 H Green Bay		3	0
										196 A Belmont		1	0
				<hr/>									
LAST 10 GAMES													
104 N Wright St.				0	2	157 H Cleveland St.				3	0		
159 A Milwaukee				0	2	73 A Michigan				0	0		
146 A IUPUI				0	0	93 A Valparaiso				1	0		
196 A Belmont				1	0	189 H Green Bay				3	0		
64 H Bowling Green				0	1	166 H IPFW				1	1		

Non-Div. I Games:

Detroit

Average RPI Win:	150	WON-LOST	WINNING	LAST 10	STRENGTH OF	OPP. STRENGTH	TEAM	ADJ	CONF.	ADJ CONF.					
Average RPI Loss:	122	RECORD	PCT. RANK	GAMES	SCHEDULE	OF SCHEDULE	RPI	RPI	RPI	RPI					
DIV. I ONLY	8-5-7	.575	73	4-2-4	150	148	122	.46614	125	15	15				
DIV. I NON-CONF.	3-2-2	.57143	74	0-0-0	201	136	173	.41674	174	21	21				
<hr/>															
TOTALS	RPI 1-25	RPI 26-50		W-L RECORDS		RPI 51-100		RPI 101-150		RPI 150+					
8-5-7	0-0-0	0-0-0		OVERALL		0-2-4		4-1-2		4-2-1					
3-1-3	0-0-0	0-0-0		HOME		0-1-1		0-0-2		3-0-0					
5-2-4	0-0-0	0-0-0		AWAY		0-0-3		4-1-0		1-1-1					
0-2-0	0-0-0	0-0-0		NEUTRAL		0-1-0		0-0-0		0-1-0					
<hr/>															
3-2-2	0-0-0	0-0-0		NON-CONFERENCE		0-0-1		2-0-0		1-2-1					
1-0-1	0-0-0	0-0-0		HOME		0-0-1		0-0-0		1-0-0					
2-1-1	0-0-0	0-0-		AWAY		0-0-0		2-0-0		0-1-1					
0-1-0	0-0-0	0-0-0		NEUTRAL		0-0-0		0-0-0		0-1-0					
<hr/>															
5-3-5	0-0-0	0-0-0		CONFERENCE		0-2-3		2-1-2		3-0-0					
2-1-2	0-0-0	0-0-0		HOME		0-1-0		0-0-2		2-0-0					
3-1-3	0-0-0	0-0-0		AWAY		0-0-3		2-1-0		1-0-0					
0-1-0	0-0-0	0-0-0		NEUTRAL		0-1-0		0-0-0		0-0-0					
<hr/>															
RPI	S	Opponent	Score	RPI	S	Opponent	Score	RPI	S	Opponent	Score				
				66 A Monmouth				0	0	105 H Iona		1	1		
				66 N Monmouth				1	2	106 A Canisius		1	0		
				79 H Brown				0	0	113 A Army		1	0		
				81 A Quinnipiac				0	0	115 A Rider		0	3		
				81 H Quinnipiac				0	2	115 A Rider		1	0		
				94 A Siena				0	0	135 A UMass Lowell		1	0		
										150 H Marist		0	0		
										164 N New Hampshire		0	1		
										169 H Niagara		2	0		
										170 A Hartwick		0	0		
										180 A Saint Peter's		1	0		
										182 A Massachusetts		1	2		
										185 H Manhattan		3	2		
										197 H Yale		1	0		
				LAST 10 GAMES											
				66 N Monmouth				1	2	169 H Niagara				2	0
				81 A Quinnipiac				0	0	94 A Siena				0	0
				115 A Rider				1	0	106 A Canisius				1	0
				81 H Quinnipiac				0	2	185 H Manhattan				3	2
				105 H Iona				1	1	66 A Monmouth				0	0

Non-Div. I Games:

Fairfield

Average RPI Win:	128	WON-LOST RECORD	WINNING PCT. RANK	LAST 10 GAMES	STRENGTH OF SCHEDULE	OPP. STRENGTH OF SCHEDULE	TEAM RPI	ADJ RPI	CONF. RPI	ADJ CONF. RPI	
DIV. I ONLY		7-8-2	.47059 120	3-6-1	115	126	126	.46513 126	19	19	
DIV. I NON-CONF.		4-4-1	.5 102	0-2-0	65	58	76	.50163 81	17	17	
<hr/>											
TOTALS	RPI 1-25		RPI 26-50	W-L RECORDS		RPI 51-100		RPI 101-150		RPI 150+	
7-8-2	0-1-1		0-0-0	OVERALL		3-1-1		1-4-0		3-2-0	
5-2-1	0-0-1		0-0-0	HOME		3-0-0		1-1-0		1-1-0	
2-6-1	0-1-0		0-0-0	AWAY		0-1-1		0-3-0		2-1-0	
0-0-0	0-0-0		0-0-0	NEUTRAL		0-0-0		0-0-0		0-0-0	
4-4-1	0-1-1		0-0-0	NON-CONFERENCE		2-1-0		1-2-0		1-0-0	
3-0-1	0-0-1		0-0-0	HOME		2-0-0		1-0-0		0-0-0	
1-4-0	0-1-0		0-0-	AWAY		0-1-0		0-2-0		1-0-0	
0-0-0	0-0-0		0-0-0	NEUTRAL		0-0-0		0-0-0		0-0-0	
3-4-1	0-0-0		0-0-0	CONFERENCE		1-0-1		0-2-0		2-2-0	
2-2-0	0-0-0		0-0-0	HOME		1-0-0		0-1-0		1-1-0	
1-2-1	0-0-0		0-0-0	AWAY		0-0-1		0-1-0		1-1-0	
0-0-0	0-0-0		0-0-0	NEUTRAL		0-0-0		0-0-0		0-0-0	
<hr/>											
RPI S	Opponent	Score	RPI S	Opponent	Score	RPI S	Opponent	Score	RPI S	Opponent	Score
8 A	Creighton	1 3				59 H	Cal St. Fullerton	3 2	104 A	Wright St.	1 2
10 H	Michigan St.	0 0				62 H	San Francisco	1 0	124 H	Detroit	1 2
						72 A	Oakland	1 1	129 H	DePaul	2 1
						91 A	Denver	0 1	130 A	Loyola Chicago	2 3
						93 H	Valparaiso	1 0	145 A	Northern Ill.	0 1
									157 A	Cleveland St.	1 3
									159 H	Milwaukee	1 2
									171 A	Drake	1 0
									189 A	Green Bay	3 0
									196 H	Belmont	4 0
<hr/>											
			LAST 10 GAMES								
			196 H Belmont 4 0			189 A Green Bay 3 0					
			157 A Cleveland St. 1 3			91 A Denver 0 1					
			104 A Wright St. 1 2			124 H Detroit 1 2					
			130 A Loyola Chicago 2 3			93 H Valparaiso 1 0					
			159 H Milwaukee 1 2			72 A Oakland 1 1					

Non-Div. I Games:

Ill.-Chicago

UMKC

Average RPI Win: 120		WON-LOST RECORD		WINNING PCT. RANK		LAST 10 GAMES		STRENGTH OF SCHEDULE		OPP. STRENGTH OF SCHEDULE		TEAM RPI		ADJ RPI		CONF. RPI		ADJ CONF. RPI					
Average RPI Loss: 103		8-10-2		.45 125		6-3-1		88		133		123		.4644 127		14		14					
DIV. I ONLY		2-5-1		.3125 161		0-0-0		87		97		109		.47903 110		16		16					
DIV. I NON-CONF.																							
TOTALS		RPI 1-25		RPI 26-50		W-L RECORDS		RPI 51-100		RPI 101-150		RPI 150+											
8-10-2		0-2-0		1-0-0		OVERALL		2-2-1		2-3-0		3-3-1											
5-3-1		0-0-0		1-0-0		HOME		1-1-0		2-1-0		1-1-1											
2-6-1		0-2-0		0-0-0		AWAY		1-0-1		0-2-0		1-2-0											
1-1-0		0-0-0		0-0-0		NEUTRAL		0-1-0		0-0-0		1-0-0											
2-5-1		0-2-0		0-0-0		NON-CONFERENCE		0-1-1		1-1-0		1-1-0											
2-2-0		0-0-0		0-0-0		HOME		0-1-0		1-0-0		1-1-0											
0-3-1		0-2-0		0-0-		AWAY		0-0-1		0-1-0		0-0-0											
0-0-0		0-0-0		0-0-0		NEUTRAL		0-0-0		0-0-0		0-0-0											
6-5-1		0-0-0		1-0-0		CONFERENCE		2-1-0		1-2-0		2-2-1											
3-1-1		0-0-0		1-0-0		HOME		1-0-0		1-1-0		0-0-1											
2-3-0		0-0-0		0-0-0		AWAY		1-0-0		0-1-0		1-2-0											
1-1-0		0-0-0		0-0-0		NEUTRAL		0-1-0		0-0-0		1-0-0											
RPI	S	Opponent		Score		RPI	S	Opponent		Score		RPI	S	Opponent		Score							
8	A	Creighton		0	2	49	H	Seattle		3	2	61	A	UNLV		2	1	107	A	Rutgers	0	1	
22	A	Saint Louis		0	2							61	N	UNLV		0	3	108	H	SIUE	2	1	
												76	A	Missouri St.		2	2	122	A	Air Force	0	2	
												95	H	Utah Valley		1	0	122	H	Air Force	3	1	
												99	H	Omaha		0	1	123	H	Bakersfield	0	1	
																		152	H	San Jose St.	1	1	
																		152	N	San Jose St.	3	0	
																		154	A	Incarnate Word	0	3	
																		162	A	Grand Canyon	2	3	
																		171	H	Drake	0	1	
																		183	H	Central Ark.	1	0	
																		193	A	Houston Baptist	3	1	
						LAST 10 GAMES																	
						61	N	UNLV		0	3	95	H	Utah Valley		1	0						
						152	N	San Jose St.		3	0	49	H	Seattle		3	2						
						154	A	Incarnate Word		0	3	61	A	UNLV		2	1						
						193	A	Houston Baptist		3	1	162	A	Grand Canyon		2	3						
						122	H	Air Force		3	1	152	H	San Jose St.		1	1						

Non-Div. I Games:

UMKC

Average RPI Win: 150		WON-LOST	WINNING	LAST 10	STRENGTH OF		OPP. STRENGTH	TEAM	ADJ		CONF.	ADJ CONF.	
Average RPI Loss: 78		RECORD	PCT. RANK	GAMES	SCHEDULE		OF SCHEDULE	RPI	RPI		RPI	RPI	
DIV. I ONLY		7-8-1	.46875	124	4-5-1		152	105	131	.46317	128	10	10
DIV. I NON-CONF.		5-4-0	.55556	82	2-1-0		185	111	161	.43469	159	11	11
TOTALS		RPI 1-25	RPI 26-50		W-L RECORDS		RPI 51-100		RPI 101-150		RPI 150+		
7-8-1	0-1-0	0-0-1		OVERALL		1-5-0		2-2-0		4-0-0			
2-4-1	0-1-0	0-0-1		HOME		1-2-0		1-1-0		0-0-0			
5-4-0	0-0-0	0-0-0		AWAY		0-3-0		1-1-0		4-0-0			
0-0-0	0-0-0	0-0-0		NEUTRAL		0-0-0		0-0-0		0-0-0			
5-4-0	0-0-0	0-0-0		NON-CONFERENCE		1-2-0		1-2-0		3-0-0			
2-2-0	0-0-0	0-0-0		HOME		1-1-0		1-1-0		0-0-0			
3-2-0	0-0-0	0-0-		AWAY		0-1-0		0-1-0		3-0-0			
0-0-0	0-0-0	0-0-0		NEUTRAL		0-0-0		0-0-0		0-0-0			
2-4-1	0-1-0	0-0-1		CONFERENCE		0-3-0		1-0-0		1-0-0			
0-2-1	0-1-0	0-0-1		HOME		0-1-0		0-0-0		0-0-0			
2-2-0	0-0-0	0-0-0		AWAY		0-2-0		1-0-0		1-0-0			
0-0-0	0-0-0	0-0-0		NEUTRAL		0-0-0		0-0-0		0-0-0			
RPI S	Opponent	Score		RPI S	Opponent	Score		RPI S	Opponent	Score			
23 H	Dartmouth	0 1		42 H	Princeton	1 1		56 A	Harvard	0 1			
								60 H	Cornell	0 1			
								67 H	Seton Hall	0 1			
								73 H	Michigan	3 0			
								79 A	Brown	0 1			
								81 A	Quinnipiac	0 2			
								105 A	Iona	0 2			
								109 H	Fordham	2 0			
								112 A	Penn	2 1			
								150 H	Marist	2 3			
								174 A	LIU Brooklyn	3 2			
								179 A	Binghamton	1 0			
								197 A	Yale	2 1			
								204 A	Sacred Heart	1 0			
				LAST 10 GAMES									
				60 H	Cornell	0 1		179 A	Binghamton	1 0			
				56 A	Harvard	0 1		42 H	Princeton	1 1			
				204 A	Sacred Heart	1 0		112 A	Penn	2 1			
				197 A	Yale	2 1		67 H	Seton Hall	0 1			
				23 H	Dartmouth	0 1		79 A	Brown	0 1			

Non-Div. I Games:

Columbia

D
e
P
a
u
l

DePaul

Average RPI Win:	106	WON-LOST	WINNING	LAST 10	STRENGTH OF	OPP. STRENGTH	TEAM	ADJ	CONF.	ADJ CONF.		
Average RPI Loss:	94	RECORD	PCT. RANK	GAMES	SCHEDULE	OF SCHEDULE	RPI	RPI	RPI	RPI		
DIV. I ONLY		8-6-5	.55263	86	4-3-3	163	79	120	.46184	130	18	18
DIV. I NON-CONF.		5-3-3	.59091	69	2-0-1	105	43	88	.49683	91	15	15
<hr/>												
TOTALS	RPI 1-25	RPI 26-50		W-L RECORDS		RPI 51-100		RPI 101-150		RPI 150+		
8-6-5	0-1-0	1-0-0		OVERALL		3-3-1		3-1-3		1-1-1		
7-0-2	0-0-0	1-0-0		HOME		3-0-1		3-0-1		0-0-0		
0-5-3	0-1-0	0-0-0		AWAY		0-2-0		0-1-2		0-1-1		
1-1-0	0-0-0	0-0-0		NEUTRAL		0-1-0		0-0-0		1-0-0		
<hr/>												
5-3-3	0-1-0	1-0-0		NON-CONFERENCE		3-2-0		1-0-3		0-0-0		
5-0-1	0-0-0	1-0-0		HOME		3-0-0		1-0-1		0-0-0		
0-3-2	0-1-0	0-0-		AWAY		0-2-0		0-0-2		0-0-0		
0-0-0	0-0-0	0-0-0		NEUTRAL		0-0-0		0-0-0		0-0-0		
<hr/>												
3-3-2	0-0-0	0-0-0		CONFERENCE		0-1-1		2-1-0		1-1-1		
2-0-1	0-0-0	0-0-0		HOME		0-0-1		2-0-0		0-0-0		
0-2-1	0-0-0	0-0-0		AWAY		0-0-0		0-1-0		0-1-1		
1-1-0	0-0-0	0-0-0		NEUTRAL		0-1-0		0-0-0		1-0-0		
<hr/>												
RPI S	Opponent	Score	RPI S	Opponent	Score	RPI S	Opponent	Score	RPI S	Opponent	Score	
10 A	Michigan St.	0 1	33 H	Northwestern	1 0	68 A	Butler	1 2	108 H	SIUE	1 0	
						74 H	Dayton	2 0	126 H	Ill.-Chicago	3 2	
						76 H	Missouri St.	0 0	129 A	DePaul	0 0	
						76 N	Missouri St.	0 2	137 A	Wisconsin	1 1	
						93 A	Valparaiso	0 1	142 H	Bradley	2 1	
						95 H	Utah Valley	1 0	144 A	Evansville	1 2	
						100 H	Western Mich.	1 0	145 H	Northern Ill.	0 0	
									171 A	Drake	1 2	
									171 N	Drake	3 1	
									183 A	Central Ark.	1 1	
<hr/>												
LAST 10 GAMES												
						76 N	Missouri St.	0 2	183 A	Central Ark.	1 1	
						171 N	Drake	3 1	126 H	Ill.-Chicago	3 2	
						108 H	SIUE	1 0	76 H	Missouri St.	0 0	
						144 A	Evansville	1 2	137 A	Wisconsin	1 1	
						33 H	Northwestern	1 0	171 A	Drake	1 2	

Non-Div. I Games:

Loyola Chicago

Average RPI Win:	129	WON-LOST	WINNING	LAST 10	STRENGTH OF	OPP. STRENGTH	TEAM	ADJ	CONF.	ADJ CONF.		
Average RPI Loss:	79	RECORD	PCT. RANK	GAMES	SCHEDULE	OF SCHEDULE	RPI	RPI	RPI	RPI		
DIV. I ONLY		6-10-2	.38889	147	2-7-1	83	108	133	.46089	131	9	9
DIV. I NON-CONF.		4-4-1	.5	102	1-1-0	101	151	132	.45162	137	10	10
<hr/>												
TOTALS	RPI 1-25	RPI 26-50		W-L RECORDS		RPI 51-100		RPI 101-150		RPI 150+		
6-10-2	0-0-0	0-3-0		OVERALL		2-4-1		2-2-0		2-1-1		
4-5-1	0-0-0	0-0-0		HOME		2-3-1		0-1-0		2-1-0		
2-5-1	0-0-0	0-3-0		AWAY		0-1-0		2-1-0		0-0-1		
0-0-0	0-0-0	0-0-0		NEUTRAL		0-0-0		0-0-0		0-0-0		
<hr/>												
4-4-1	0-0-0	0-1-0		NON-CONFERENCE		2-2-0		0-0-0		2-1-1		
4-2-0	0-0-0	0-0-0		HOME		2-1-0		0-0-0		2-1-0		
0-2-1	0-0-0	0-0-		AWAY		0-1-0		0-0-0		0-0-1		
0-0-0	0-0-0	0-0-0		NEUTRAL		0-0-0		0-0-0		0-0-0		
<hr/>												
2-6-1	0-0-0	0-2-0		CONFERENCE		0-2-1		2-2-0		0-0-0		
0-3-1	0-0-0	0-0-0		HOME		0-2-1		0-1-0		0-0-0		
2-3-0	0-0-0	0-2-0		AWAY		0-0-0		2-1-0		0-0-0		
0-0-0	0-0-0	0-0-0		NEUTRAL		0-0-0		0-0-0		0-0-0		
<hr/>												
RPI	S	Opponent	Score	RPI	S	Opponent	Score	RPI	S	Opponent	Score	
				34	A	American	2 3			111	A Holy Cross	3 2
				38	A	Boston U.	0 2			113	H Army	1 2
				50	A	UC Santa Barbara	1 4			132	A Loyola Maryland	0 1
										149	A Lafayette	2 1
										161	A Albany (NY)	1 1
										169	H Niagara	1 2
										170	H Hartwick	1 0
										186	H Fairleigh Dickinson	3 1
<hr/>												
LAST 10 GAMES												
				34	A	American	2 3			111	A Holy Cross	3 2
				80	H	Lehigh	1 3			60	H Cornell	0 1
				38	A	Boston U.	0 2			57	H Navy	0 2
				78	H	Bucknell	1 1			113	H Army	1 2
				170	H	Hartwick	1 0			132	A Loyola Maryland	0 1

Non-Div. I Games:

Colgate

Average RPI Win: 142		WON-LOST RECORD		WINNING PCT. RANK		LAST 10 GAMES		STRENGTH OF SCHEDULE		OPP. STRENGTH OF SCHEDULE		TEAM RPI		ADJ RPI		CONF. RPI		ADJ CONF. RPI	
DIV. I ONLY		5-8-4		.41176 137		2-6-2		91		125		137		.45917 132		9		9	
DIV. I NON-CONF.		3-3-2		.5 102		0-1-0		116		182		149		.44718 143		10		10	
TOTALS		RPI 1-25		RPI 26-50		W-L RECORDS		RPI 51-100		RPI 101-150		RPI 150+							
5-8-4		0-0-0		0-2-2		OVERALL		1-2-1		2-3-0		2-1-1							
4-1-2		0-0-0		0-0-1		HOME		1-1-1		1-0-0		2-0-0							
1-7-2		0-0-0		0-2-1		AWAY		0-1-0		1-3-0		0-1-1							
0-0-0		0-0-0		0-0-0		NEUTRAL		0-0-0		0-0-0		0-0-0							
3-3-2		0-0-0		0-1-1		NON-CONFERENCE		0-1-0		1-0-0		2-1-1							
2-0-0		0-0-0		0-0-0		HOME		0-0-0		0-0-0		2-0-0							
1-3-2		0-0-0		0-1-		AWAY		0-1-0		1-0-0		0-1-1							
0-0-0		0-0-0		0-0-0		NEUTRAL		0-0-0		0-0-0		0-0-0							
2-5-2		0-0-0		0-1-1		CONFERENCE		1-1-1		1-3-0		0-0-0							
2-1-2		0-0-0		0-0-1		HOME		1-1-1		1-0-0		0-0-0							
0-4-0		0-0-0		0-1-0		AWAY		0-0-0		0-3-0		0-0-0							
0-0-0		0-0-0		0-0-0		NEUTRAL		0-0-0		0-0-0		0-0-0							
RPI S	Opponent	Score		RPI S	Opponent	Score		RPI S	Opponent	Score		RPI S	Opponent	Score					
				28 A	UMBC	1	1	57 H	Navy	1	1	111 A	Holy Cross	0	2				
				34 A	American	0	1	78 H	Bucknell	1	4	113 A	Army	1	2				
				38 H	Boston U.	1	1	80 H	Lehigh	2	1	131 H	Colgate	1	0				
				42 A	Princeton	0	1	83 A	Saint Francis (PA)	0	2	148 A	Drexel	1	0				
												149 A	Lafayette	0	1				
												151 H	La Salle	1	0				
												158 A	Stetson	1	1				
												167 A	Campbell	0	1				
												201 H	Howard	1	0				
				LAST 10 GAMES															
				149 A	Lafayette	0	1	42 A	Princeton	0	1								
				57 H	Navy	1	1	113 A	Army	1	2								
				34 A	American	0	1	78 H	Bucknell	1	4								
				38 H	Boston U.	1	1	131 H	Colgate	1	0								
				80 H	Lehigh	2	1	111 A	Holy Cross	0	2								

Non-Div. I Games:




Loyola Maryland

Average RPI Win:	157	WON-LOST	WINNING	LAST 10	STRENGTH OF	OPP. STRENGTH	TEAM	ADJ	CONF.	ADJ CONF.		
Average RPI Loss:	117	RECORD	PCT. RANK	GAMES	SCHEDULE	OF SCHEDULE	RPI	RPI	RPI	RPI		
DIV. I ONLY		11-6-4	.61905	54	6-2-2	193	189	127	.45902	133	23	23
DIV. I NON-CONF.		5-5-2	.5	102	0-1-0	187	155	123	.45377	133	22	22
<hr/>												
TOTALS	RPI 1-25	RPI 26-50		W-L RECORDS		RPI 51-100		RPI 101-150		RPI 150+		
11-6-4	0-1-0	0-0-0		OVERALL		1-1-0		3-3-2		7-1-2		
6-1-0	0-0-0	0-0-0		HOME		0-0-0		1-0-0		5-1-0		
4-4-4	0-1-0	0-0-0		AWAY		1-1-0		1-2-2		2-0-2		
1-1-0	0-0-0	0-0-0		NEUTRAL		0-0-0		1-1-0		0-0-0		
<hr/>												
5-5-2	0-1-0	0-0-0		NON-CONFERENCE		0-0-0		2-3-1		3-1-1		
3-1-0	0-0-0	0-0-0		HOME		0-0-0		1-0-0		2-1-0		
2-3-2	0-1-0	0-0-		AWAY		0-0-0		1-2-1		1-0-1		
0-1-0	0-0-0	0-0-0		NEUTRAL		0-0-0		0-1-0		0-0-0		
<hr/>												
6-1-2	0-0-0	0-0-0		CONFERENCE		1-1-0		1-0-1		4-0-1		
3-0-0	0-0-0	0-0-0		HOME		0-0-0		0-0-0		3-0-0		
2-1-2	0-0-0	0-0-0		AWAY		1-1-0		0-0-1		1-0-1		
1-0-0	0-0-0	0-0-0		NEUTRAL		0-0-0		1-0-0		0-0-0		
<hr/>												
RPI	S	Opponent	Score	RPI	S	Opponent	Score	RPI	S	Opponent	Score	
20	A	Old Dominion	0 3					83	A	Saint Francis (PA)	2 1	
								83	A	Saint Francis (PA)	0 1	
								113	A	Army	2 0	
								115	H	Rider	2 0	
								116	A	Bryant	1 1	
								116	N	Bryant	2 0	
								134	A	Vermont	1 2	
								135	N	UMass Lowell	1 3	
								147	A	Saint Joseph's	0 1	
								149	A	Lafayette	2 2	
								161	A	Albany (NY)	0 0	
								173	A	Robert Morris	1 1	
								174	H	LIU Brooklyn	2 0	
								176	H	NJIT	2 0	
								180	A	Saint Peter's	2 0	
								181	H	Central Conn. St.	1 0	
								185	H	Manhattan	0 1	
								186	H	Fairleigh Dickinson	1 0	
								201	H	Howard	3 0	
								204	A	Sacred Heart	2 1	
<hr/>												
LAST 10 GAMES												
20	A	Old Dominion	0 3	116	A	Bryant	1 1					
83	A	Saint Francis (PA)	2 1	181	H	Central Conn. St.	1 0					
116	N	Bryant	2 0	173	A	Robert Morris	1 1					
174	H	LIU Brooklyn	2 0	83	A	Saint Francis (PA)	0 1					
186	H	Fairleigh Dickinson	1 0	204	A	Sacred Heart	2 1					

Non-Div. I Games:

St. Francis Brooklyn

Non-Div. I Games:

 Tie,  Loss,  Non-Conf, S Site, H Home, A Away, N Neutral Page 134

Average RPI Win: 170		WON-LOST	WINNING	LAST 10	STRENGTH OF		OPP. STRENGTH	TEAM	ADJ	CONF.	ADJ CONF.
Average RPI Loss: 87		RECORD	PCT. RANK	GAMES	SCHEDULE		OF SCHEDULE	RPI	RPI	RPI	RPI
DIV. I ONLY		8-9-1	.47222	117	6-3-1		148	161	134	.45767	135
DIV. I NON-CONF.		4-7-0	.36364	153	2-1-0		117	158	118	.46626	120
TOTALS		RPI 1-25	RPI 26-50		W-L RECORDS		RPI 51-100		RPI 101-150		RPI 150+
8-9-1		0-1-0	0-1-0		OVERALL		0-4-0		1-2-1		7-1-0
4-3-1		0-0-0	0-0-0		HOME		0-1-0		0-1-1		4-1-0
2-6-0		0-1-0	0-1-0		AWAY		0-3-0		0-1-0		2-0-0
2-0-0		0-0-0	0-0-0		NEUTRAL		0-0-0		1-0-0		1-0-0
4-7-0		0-1-0	0-0-0		NON-CONFERENCE		0-3-0		1-2-0		3-1-0
2-2-0		0-0-0	0-0-0		HOME		0-0-0		0-1-0		2-1-0
0-5-0		0-1-0	0-0-		AWAY		0-3-0		0-1-0		0-0-0
2-0-0		0-0-0	0-0-0		NEUTRAL		0-0-0		1-0-0		1-0-0
4-2-1		0-0-0	0-1-0		CONFERENCE		0-1-0		0-0-1		4-0-0
2-1-1		0-0-0	0-0-0		HOME		0-1-0		0-0-1		2-0-0
2-1-0		0-0-0	0-1-0		AWAY		0-0-0		0-0-0		2-0-0
0-0-0		0-0-0	0-0-0		NEUTRAL		0-0-0		0-0-0		0-0-0
RPI S	Opponent	Score	RPI S	Opponent	Score	RPI S	Opponent	Score	RPI S	Opponent	Score
23 A	Dartmouth	0 4	28 A	UMBC	1 2	66 A	Monmouth	0 5	116 A	Bryant	0 1
						67 A	Seton Hall	0 2	125 H	Fairfield	0 1
						87 A	Northeastern	1 2	133 N	St. Francis Brooklyn	3 1
						88 H	Hartford	0 1	134 H	Vermont	0 0
									151 N	La Salle	2 0
									161 H	Albany (NY)	1 0
									164 A	New Hampshire	1 0
									176 H	NJIT	3 1
									179 H	Binghamton	2 1
									181 H	Central Conn. St.	0 1
									188 A	Stony Brook	2 1
									204 H	Sacred Heart	2 0
LAST 10 GAMES											
						88 H	Hartford	0 1	134 H	Vermont	0 0
						164 A	New Hampshire	1 0	161 H	Albany (NY)	1 0
						179 H	Binghamton	2 1	28 A	UMBC	1 2
						176 H	NJIT	3 1	204 H	Sacred Heart	2 0
						188 A	Stony Brook	2 1	125 H	Fairfield	0 1

Non-Div. I Games:

UMass Lowell

Average RPI Win:		102	WON-LOST RECORD		WINNING PCT. RANK	LAST 10 GAMES	STRENGTH OF SCHEDULE		OPP. STRENGTH OF SCHEDULE	TEAM RPI	ADJ RPI	CONF. RPI	ADJ CONF. RPI
Average RPI Loss:		91											
DIV. I ONLY		6-11-3			.375 153	4-5-1	80		74	135	.45702 136	6	6
DIV. I NON-CONF.		2-5-2			.33333 157	0-0-0	150		152	169	.4209 170	6	5
TOTALS		RPI 1-25	RPI 26-50		W-L RECORDS		RPI 51-100		RPI 101-150		RPI 150+		
6-11-3		0-2-0	0-2-1		OVERALL		3-2-2		1-3-0		2-2-0		
3-6-3		0-0-0	0-1-1		HOME		1-2-2		0-2-0		2-1-0		
3-5-0		0-2-0	0-1-0		AWAY		2-0-0		1-1-0		0-1-0		
0-0-0		0-0-0	0-0-0		NEUTRAL		0-0-0		0-0-0		0-0-0		
2-5-2		0-0-0	0-0-1		NON-CONFERENCE		0-1-1		0-2-0		2-2-0		
2-3-2		0-0-0	0-0-1		HOME		0-1-1		0-1-0		2-1-0		
0-2-0		0-0-0	0-0-		AWAY		0-0-0		0-1-0		0-1-0		
0-0-0		0-0-0	0-0-0		NEUTRAL		0-0-0		0-0-0		0-0-0		
4-6-1		0-2-0	0-2-0		CONFERENCE		3-1-1		1-1-0		0-0-0		
1-3-1		0-0-0	0-1-0		HOME		1-1-1		0-1-0		0-0-0		
3-3-0		0-2-0	0-1-0		AWAY		2-0-0		1-0-0		0-0-0		
0-0-0		0-0-0	0-0-0		NEUTRAL		0-0-0		0-0-0		0-0-0		
RPI S	Opponent	Score	RPI S	Opponent	Score	RPI S	Opponent	Score	RPI S	Opponent	Score		
12 A	UC Irvine	0 2	47 H	San Diego	3 3	55 A	CSUN	1 0	120 A	Cal Poly	2 1		
12 A	UC Irvine	0 2	50 A	UC Santa Barbara	1 4	58 H	Loyola Marymount	0 3	120 H	Cal Poly	1 3		
			50 H	UC Santa Barbara	1 2	59 H	Cal St. Fullerton	1 0	122 H	Air Force	0 1		
						65 H	St. Mary's (CA)	1 1	123 A	Bakersfield	0 5		
						69 A	UC Davis	3 2	152 H	San Jose St.	2 1		
						69 H	UC Davis	0 0	157 H	Cleveland St.	2 0		
						98 H	UC Riverside	0 4	162 H	Grand Canyon	0 1		
									192 A	Temple	0 3		
LAST 10 GAMES						12 A	UC Irvine	0 2	50 A	UC Santa Barbara	1 4		
			50 H	UC Santa Barbara	1 2	120 H	Cal Poly	1 3					
			69 A	UC Davis	3 2	12 A	UC Irvine	0 2					
			120 A	Cal Poly	2 1	55 A	CSUN	1 0					
			69 H	UC Davis	0 0	59 H	Cal St. Fullerton	1 0					

Non-Div. I Games:

Sacramento St.

Average RPI Win: 120		WON-LOST RECORD		WINNING PCT. RANK		LAST 10 GAMES		STRENGTH OF SCHEDULE		OPP. STRENGTH OF SCHEDULE		TEAM RPI		ADJ RPI		CONF. RPI		ADJ CONF. RPI			
DIV. I ONLY		3-12-3		.25 185		2-6-2		55		22		146		.45471 137		4		4			
DIV. I NON-CONF.		3-4-2		.44444 134		2-0-1		46		69		134		.45752 126		2		2			
TOTALS		RPI 1-25		RPI 26-50		W-L RECORDS		RPI 51-100		RPI 101-150		RPI 150+									
3-12-3		1-4-1		0-3-0		OVERALL		0-3-1		0-2-1		2-0-0									
3-4-3		1-0-1		0-1-0		HOME		0-2-1		0-1-1		2-0-0									
0-7-0		0-4-0		0-2-0		AWAY		0-1-0		0-0-0		0-0-0									
0-1-0		0-0-0		0-0-0		NEUTRAL		0-0-0		0-1-0		0-0-0									
3-4-2		1-1-0		0-1-0		NON-CONFERENCE		0-2-1		0-0-1		2-0-0									
3-1-2		1-0-0		0-0-0		HOME		0-1-1		0-0-1		2-0-0									
0-3-0		0-1-0		0-0-		AWAY		0-1-0		0-0-0		0-0-0									
0-0-0		0-0-0		0-0-0		NEUTRAL		0-0-0		0-0-0		0-0-0									
0-8-1		0-3-1		0-2-0		CONFERENCE		0-1-0		0-2-0		0-0-0									
0-3-1		0-0-1		0-1-0		HOME		0-1-0		0-1-0		0-0-0									
0-4-0		0-3-0		0-1-0		AWAY		0-0-0		0-0-0		0-0-0									
0-1-0		0-0-0		0-0-0		NEUTRAL		0-0-0		0-1-0		0-0-0									
RPI	S	Opponent		Score		RPI	S	Opponent		Score		RPI	S	Opponent		Score					
5	A	Georgetown		1	4	31	A	George Mason		1	2	51	A	Marquette		0	2				
10	A	Michigan St.		1	2	32	H	Ohio St.		0	2	62	H	San Francisco		1	2				
13	H	Xavier		4	0	33	A	Northwestern		0	2	73	H	Michigan		1	2				
16	H	Indiana		2	2							84	H	St. John's (NY)		1	1				
19	A	Maryland		0	2									159 H Milwaukee		1	0				
25	A	Penn St.		1	2									189 H Green Bay		1	0				
LAST 10 GAMES																					
107 N Rutgers						2	5	32 H Ohio St.						0	2						
33 A Northwestern						0	2	130 H Loyola Chicago						1	1						
16 H Indiana						2	2	10 A Michigan St.						1	2						
25 A Penn St.						1	2	189 H Green Bay						1	0						
159 H Milwaukee						1	0	73 H Michigan						1	2						

Non-Div. I Games:

Wisconsin

Average RPI Win: 175		WON-LOST	WINNING	LAST 10	STRENGTH OF		OPP. STRENGTH	TEAM	ADJ	CONF.	ADJ CONF.
Average RPI Loss: 119		RECORD	PCT. RANK	GAMES	SCHEDULE		OF SCHEDULE	RPI	RPI	RPI	RPI
DIV. I ONLY		8-7-1	.53125	94	5-4-1		173	201	132	.45411	138
DIV. I NON-CONF.		3-4-0	.42857	141	0-1-0		190	168	151	.43714	155
TOTALS		RPI 1-25	RPI 26-50		W-L RECORDS		RPI 51-100		RPI 101-150		RPI 150+
8-7-1	0-0-0	0-1-0		OVERALL		1-2-0		0-1-1		7-3-0	
4-1-0	0-0-0	0-0-0		HOME		0-1-0		0-0-0		4-0-0	
3-4-1	0-0-0	0-1-0		AWAY		1-1-0		0-0-1		2-2-0	
1-2-0	0-0-0	0-0-0		NEUTRAL		0-0-0		0-1-0		1-1-0	
3-4-0	0-0-0	0-1-0		NON-CONFERENCE		0-1-0		0-0-0		3-2-0	
2-0-0	0-0-0	0-0-0		HOME		0-0-0		0-0-0		2-0-0	
1-3-0	0-0-0	0-0-		AWAY		0-1-0		0-0-0		1-1-0	
0-1-0	0-0-0	0-0-0		NEUTRAL		0-0-0		0-0-0		0-1-0	
5-3-1	0-0-0	0-0-0		CONFERENCE		1-1-0		0-1-1		4-1-0	
2-1-0	0-0-0	0-0-0		HOME		0-1-0		0-0-0		2-0-0	
2-1-1	0-0-0	0-0-0		AWAY		1-0-0		0-0-1		1-1-0	
1-1-0	0-0-0	0-0-0		NEUTRAL		0-0-0		0-1-0		1-0-0	
RPI S	Opponent	Score	RPI S	Opponent	Score	RPI S	Opponent	Score	RPI S	Opponent	Score
			43 A	Furman	1 2	86 A	Mercer	1 2	119 A	FGCU	2 2
						97 A	Lipscomb	3 0	119 N	FGCU	0 1
						97 H	Lipscomb	0 1	158 A	Stetson	0 6
									160 N	Col. of Charleston	0 4
									172 A	Georgia St.	1 4
									175 H	Northern Ky.	4 0
									176 H	NJIT	3 1
									184 A	UCF	1 0
									187 H	Jacksonville	2 0
									191 H	Fla. Atlantic	5 2
									195 A	USC Upstate	3 0
									195 N	USC Upstate	5 0
LAST 10 GAMES											
			119 N	FGCU	0 1	119 A	FGCU	2 2			
			97 A	Lipscomb	3 0	97 H	Lipscomb	0 1			
			195 N	USC Upstate	5 0	195 A	USC Upstate	3 0			
			175 H	Northern Ky.	4 0	187 H	Jacksonville	2 0			
			86 A	Mercer	1 2	158 A	Stetson	0 6			

Non-Div. I Games:

North Florida

Average RPI Win:	142	WON-LOST	WINNING	LAST 10	STRENGTH OF	OPP. STRENGTH	TEAM	ADJ	CONF.	ADJ CONF.		
Average RPI Loss:	91	RECORD	PCT. RANK	GAMES	SCHEDULE	OF SCHEDULE	RPI	RPI	RPI	RPI		
DIV. I ONLY		6-9-2	.41176	137	3-5-2	113	151	139	.44885	139	11	11
DIV. I NON-CONF.		4-5-0	.44444	134	1-1-0	129	164	145	.4417	148	13	13
<hr/>												
TOTALS	RPI 1-25	RPI 26-50		W-L RECORDS		RPI 51-100		RPI 101-150		RPI 150+		
6-9-2	0-0-0	0-2-1		OVERALL		2-5-0		0-0-1		4-2-0		
2-3-2	0-0-0	0-0-1		HOME		1-2-0		0-0-1		1-1-0		
3-6-0	0-0-0	0-2-0		AWAY		1-3-0		0-0-0		2-1-0		
1-0-0	0-0-0	0-0-0		NEUTRAL		0-0-0		0-0-0		1-0-0		
<hr/>												
4-5-0	0-0-0	0-1-0		NON-CONFERENCE		2-2-0		0-0-0		2-2-0		
1-2-0	0-0-0	0-0-0		HOME		1-1-0		0-0-0		0-1-0		
2-3-0	0-0-0	0-0-		AWAY		1-1-0		0-0-0		1-1-0		
1-0-0	0-0-0	0-0-0		NEUTRAL		0-0-0		0-0-0		1-0-0		
<hr/>												
2-4-2	0-0-0	0-1-1		CONFERENCE		0-3-0		0-0-1		2-0-0		
1-1-2	0-0-0	0-0-1		HOME		0-1-0		0-0-1		1-0-0		
1-3-0	0-0-0	0-1-0		AWAY		0-2-0		0-0-0		1-0-0		
0-0-0	0-0-0	0-0-0		NEUTRAL		0-0-0		0-0-0		0-0-0		
<hr/>												
RPI	S	Opponent	Score	RPI	S	Opponent	Score	RPI	S	Opponent	Score	
				31	A	George Mason	0 1	51	A	Rhode Island	1 2	
				34	A	American	0 2	56	H	Harvard	2 1	
				37	H	Davidson	1 1	57	A	Navy	2 1	
								77	A	Virginia Tech	0 1	
								83	H	Saint Francis (PA)	1 2	
								92	H	VCU	0 2	
								96	A	Duquesne	0 4	
								147	H	Saint Joseph's	1 1	
								151	H	La Salle	1 0	
								173	A	Robert Morris	0 4	
								180	H	Saint Peter's	0 4	
								190	A	Longwood	3 2	
								199	A	St. Bonaventure	1 0	
								201	N	Howard	4 1	
<hr/>												
LAST 10 GAMES												
				37	H	Davidson	1 1	147	H	Saint Joseph's	1 1	
				92	H	VCU	0 2	151	H	La Salle	1 0	
				31	A	George Mason	0 1	51	A	Rhode Island	1 2	
				96	A	Duquesne	0 4	173	A	Robert Morris	0 4	
				199	A	St. Bonaventure	1 0	190	A	Longwood	3 2	

Non-Div. I Games:

George Washington

Average RPI Win:	117	WON-LOST	WINNING	LAST 10	STRENGTH OF	OPP. STRENGTH	TEAM	ADJ	CONF.	ADJ CONF.	
Average RPI Loss:	91	RECORD	PCT. RANK	GAMES	SCHEDULE	OF SCHEDULE	RPI	RPI	RPI	RPI	
DIV. I ONLY	7-10-1	.41667	135	3-6-1	134	128	140	.44754	140	16	16
DIV. I NON-CONF.	4-3-0	.57143	74	0-0-0	55	47	84	.5019	80	19	18
<hr/>											
TOTALS	RPI 1-25	RPI 26-50		W-L RECORDS		RPI 51-100		RPI 101-150		RPI 150+	
7-10-1	0-0-0	1-4-0		OVERALL		2-2-0		2-1-1		2-3-0	
4-3-1	0-0-0	1-1-0		HOME		1-1-0		1-0-1		1-1-0	
3-7-0	0-0-0	0-3-0		AWAY		1-1-0		1-1-0		1-2-0	
0-0-0	0-0-0	0-0-0		NEUTRAL		0-0-0		0-0-0		0-0-0	
4-3-0	0-0-0	0-3-0		NON-CONFERENCE		2-0-0		2-0-0		0-0-0	
2-1-0	0-0-0	0-1-0		HOME		1-0-0		1-0-0		0-0-0	
2-2-0	0-0-0	0-0-		AWAY		1-0-0		1-0-0		0-0-0	
0-0-0	0-0-0	0-0-0		NEUTRAL		0-0-0		0-0-0		0-0-0	
3-7-1	0-0-0	1-1-0		CONFERENCE		0-2-0		0-1-1		2-3-0	
2-2-1	0-0-0	1-0-0		HOME		0-1-0		0-0-1		1-1-0	
1-5-0	0-0-0	0-1-0		AWAY		0-1-0		0-1-0		1-2-0	
0-0-0	0-0-0	0-0-0		NEUTRAL		0-0-0		0-0-0		0-0-0	
RPI	S	Opponent	Score	RPI	S	Opponent	Score	RPI	S	Opponent	Score
39	A	Winthrop	2 4	54	H	South Carolina	2 1	103	A	William & Mary	3 2
41	A	Kentucky	0 2	86	A	Mercer	0 1	110	A	Wofford	3 4
43	A	Furman	0 3	86	H	Mercer	0 1	110	H	Wofford	3 3
43	H	Furman	1 0	92	A	VCU	2 1	121	H	FIU	2 1
46	H	Radford	0 1					153	A	UNC Greensboro	1 2
								153	A	UNC Greensboro	0 2
								153	H	UNC Greensboro	0 1
								203	A	VMI	4 0
								203	H	VMI	2 0
<hr/>											
LAST 10 GAMES											
153	A	UNC Greensboro	1 2	110	H	Wofford	3 3				
86	A	Mercer	0 1	43	H	Furman	1 0				
153	H	UNC Greensboro	0 1	153	A	UNC Greensboro	0 2				
43	A	Furman	0 3	203	H	VMI	2 0				
203	A	VMI	4 0	86	H	Mercer	0 1				

Non-Div. I Games:

East Tenn. St.

Non-Div. I Games:

Gonzaga

Average RPI Win: 146		WON-LOST RECORD		WINNING PCT. RANK		LAST 10 GAMES		STRENGTH OF SCHEDULE		OPP. STRENGTH OF SCHEDULE		TEAM RPI		ADJ RPI		CONF. RPI		ADJ CONF. RPI	
DIV. I ONLY		9-11-0		.45 125		5-5-0		179		129		142		.44383 142		18		18	
DIV. I NON-CONF.		7-5-0		.58333 72		3-1-0		114		120		116		.47548 114		15		15	
TOTALS		RPI 1-25		RPI 26-50		W-L RECORDS		RPI 51-100		RPI 101-150		RPI 150+							
9-11-0		0-1-0		0-1-0		OVERALL		2-4-0		2-4-0		5-1-0							
6-6-0		0-1-0		0-0-0		HOME		1-2-0		1-2-0		4-1-0							
1-5-0		0-0-0		0-1-0		AWAY		0-2-0		1-2-0		0-0-0							
2-0-0		0-0-0		0-0-0		NEUTRAL		1-0-0		0-0-0		1-0-0							
7-5-0		0-1-0		0-1-0		NON-CONFERENCE		2-3-0		1-0-0		4-0-0							
4-3-0		0-1-0		0-0-0		HOME		1-2-0		0-0-0		3-0-0							
1-2-0		0-0-0		0-0-		AWAY		0-1-0		1-0-0		0-0-0							
2-0-0		0-0-0		0-0-0		NEUTRAL		1-0-0		0-0-0		1-0-0							
2-6-0		0-0-0		0-0-0		CONFERENCE		0-1-0		1-4-0		1-1-0							
2-3-0		0-0-0		0-0-0		HOME		0-0-0		1-2-0		1-1-0							
0-3-0		0-0-0		0-0-0		AWAY		0-1-0		0-2-0		0-0-0							
0-0-0		0-0-0		0-0-0		NEUTRAL		0-0-0		0-0-0		0-0-0							
RPI S	Opponent	Score		RPI S	Opponent	Score		RPI S	Opponent	Score		RPI S	Opponent	Score					
13 H	Xavier	2	4	47 A	San Diego	2	5	55 A	CSUN	0	1	107 A	Rutgers	1	0				
								61 H	UNLV	3	4	108 A	SIUE	0	2				
								76 A	Missouri St.	0	1	108 H	SIUE	1	2				
								86 N	Mercer	2	1	130 A	Loyola Chicago	1	2				
								91 H	Denver	2	1	144 H	Evansville	1	2				
								99 H	Omaha	0	1	144 H	Evansville	1	0				
												152 H	San Jose St.	3	2				
												155 N	Marshall	4	0				
												171 H	Drake	0	2				
												183 H	Central Ark.	1	0				
												196 H	Belmont	2	1				
												202 H	Eastern Ill.	3	0				
LAST 10 GAMES																			
								108 H	SIUE	1	2	76 A	Missouri St.	0	1				
								144 H	Evansville	1	0	99 H	Omaha	0	1				
								171 H	Drake	0	2	183 H	Central Ark.	1	0				
								107 A	Rutgers	1	0	202 H	Eastern Ill.	3	0				
								196 H	Belmont	2	1	144 H	Evansville	1	2				

Non-Div. I Games:

Bradley

Average RPI Win: 153		WON-LOST RECORD		WINNING PCT. RANK		LAST 10 GAMES		STRENGTH OF SCHEDULE		OPP. STRENGTH OF SCHEDULE		TEAM RPI		ADJ RPI		CONF. RPI		ADJ CONF. RPI	
DIV. I ONLY		8-8-2		.5 102		4-5-1		187		152		141		.44305 143		20		21	
DIV. I NON-CONF.		5-5-1		.5 102		1-3-0		178		146		141		.44206 147		20		20	
TOTALS		RPI 1-25		RPI 26-50		W-L RECORDS		RPI 51-100		RPI 101-150		RPI 150+							
8-8-2		0-0-0		0-1-0		OVERALL		1-3-1		2-2-0		5-2-1							
6-1-1		0-0-0		0-0-0		HOME		1-0-1		1-1-0		4-0-0							
2-6-1		0-0-0		0-1-0		AWAY		0-3-0		1-0-0		1-2-1							
0-1-0		0-0-0		0-0-0		NEUTRAL		0-0-0		0-1-0		0-0-0							
5-5-1		0-0-0		0-1-0		NON-CONFERENCE		1-2-0		0-1-0		4-1-1							
4-1-0		0-0-0		0-0-0		HOME		1-0-0		0-1-0		3-0-0							
1-4-1		0-0-0		0-0-		AWAY		0-2-0		0-0-0		1-1-1							
0-0-0		0-0-0		0-0-0		NEUTRAL		0-0-0		0-0-0		0-0-0							
3-3-1		0-0-0		0-0-0		CONFERENCE		0-1-1		2-1-0		1-1-0							
2-0-1		0-0-0		0-0-0		HOME		0-0-1		1-0-0		1-0-0							
1-2-0		0-0-0		0-0-0		AWAY		0-1-0		1-0-0		0-1-0							
0-1-0		0-0-0		0-0-0		NEUTRAL		0-0-0		0-1-0		0-0-0							
RPI S	Opponent	Score		RPI S	Opponent	Score		RPI S	Opponent	Score		RPI S	Opponent	Score					
				40 A	Tulsa	1	4	76 A	Missouri St.	0	2	114 H	Memphis	0	3				
								76 H	Missouri St.	1	0	117 A	Western Ill.	2	0				
								90 A	SMU	0	2	117 N	Western Ill.	1	2				
								91 A	Denver	0	4	146 H	IUPUI	2	1				
								99 H	Omaha	0	0	154 A	Incarnate Word	2	1				
												154 H	Incarnate Word	3	2				
												166 A	IPFW	0	1				
												183 A	Central Ark.	2	4				
												183 H	Central Ark.	3	0				
												193 A	Houston Baptist	1	1				
												193 H	Houston Baptist	4	3				
												202 H	Eastern Ill.	5	0				
LAST 10 GAMES																			
				117 N	Western Ill.	1	2	146 H	IUPUI	2	1								
				202 H	Eastern Ill.	5	0	114 H	Memphis	0	3								
				183 H	Central Ark.	3	0	166 A	IPFW	0	1								
				117 A	Western Ill.	2	0	76 A	Missouri St.	0	2								
				183 A	Central Ark.	2	4	99 H	Omaha	0	0								

Non-Div. I Games:

Oral Roberts

Average RPI Win: 151		WON-LOST	WINNING	LAST 10	STRENGTH OF		OPP. STRENGTH	TEAM	ADJ		CONF.	ADJ CONF.			
Average RPI Loss: 70		RECORD	PCT. RANK	GAMES	SCHEDULE		OF SCHEDULE	RPI	RPI		RPI	RPI			
DIV. I ONLY		6-11-1	.36111	157	4-6-0		111	111	143	.44259	144	18	18		
DIV. I NON-CONF.		2-8-1	.22727	180	0-3-0		81	76	117	.46521	121	15	15		
TOTALS		RPI 1-25	RPI 26-50		W-L RECORDS		RPI 51-100		RPI 101-150		RPI 150+				
6-11-1		0-4-0	0-1-0		OVERALL		1-3-0		2-2-0		3-1-1				
4-5-0		0-1-0	0-1-0		HOME		1-1-0		1-1-0		2-1-0				
2-6-1		0-3-0	0-0-0		AWAY		0-2-0		1-1-0		1-0-1				
0-0-0		0-0-0	0-0-0		NEUTRAL		0-0-0		0-0-0		0-0-0				
2-8-1		0-4-0	0-1-0		NON-CONFERENCE		1-2-0		0-0-0		1-1-1				
2-4-0		0-1-0	0-1-0		HOME		1-1-0		0-0-0		1-1-0				
0-4-1		0-3-0	0-0-		AWAY		0-1-0		0-0-0		0-0-1				
0-0-0		0-0-0	0-0-0		NEUTRAL		0-0-0		0-0-0		0-0-0				
4-3-0		0-0-0	0-0-0		CONFERENCE		0-1-0		2-2-0		2-0-0				
2-1-0		0-0-0	0-0-0		HOME		0-0-0		1-1-0		1-0-0				
2-2-0		0-0-0	0-0-0		AWAY		0-1-0		1-1-0		1-0-0				
0-0-0		0-0-0	0-0-0		NEUTRAL		0-0-0		0-0-0		0-0-0				
RPI S	Opponent	Score		RPI S	Opponent	Score		RPI S	Opponent	Score		RPI S	Opponent	Score	
16 H	Indiana	0	2	41 H	Kentucky	1	5	68 A	Butler	1	2	108 H	SIUE	0	2
17 A	Louisville	0	3					76 A	Missouri St.	0	1	130 H	Loyola Chicago	2	1
22 A	Saint Louis	1	3					86 H	Mercer	3	1	142 A	Bradley	0	1
24 A	Oregon St.	1	3					97 H	Lipscomb	0	2	142 A	Bradley	2	1
												155 H	Marshall	0	1
												168 A	Portland	1	1
												171 A	Drake	4	1
												183 H	Central Ark.	3	0
												196 H	Belmont	5	0
LAST 10 GAMES															
142 A	Bradley	0	1	17 A	Louisville	0	3								
76 A	Missouri St.	0	1	41 H	Kentucky	1	5								
130 H	Loyola Chicago	2	1	142 A	Bradley	2	1								
16 H	Indiana	0	2	183 H	Central Ark.	3	0								
171 A	Drake	4	1	108 H	SIUE	0	2								

Non-Div. I Games:

Evansville

Average RPI Win: 105		WON-LOST	WINNING	LAST 10	STRENGTH OF		OPP. STRENGTH	TEAM	ADJ	CONF.	ADJ CONF.
Average RPI Loss: 82		RECORD	PCT. RANK	GAMES	SCHEDULE		OF SCHEDULE	RPI	RPI	RPI	RPI
DIV. I ONLY		3-9-5	.32353	173	1-6-3		60	140	149	.44118	145
DIV. I NON-CONF.		3-5-4	.41667	142	1-2-2		76	163	152	.44054	150
TOTALS		RPI 1-25	RPI 26-50		W-L RECORDS		RPI 51-100		RPI 101-150		RPI 150+
3-9-5	0-0-0	0-2-1		OVERALL		1-4-1		2-2-1		0-1-2	
2-4-2	0-0-0	0-2-1		HOME		0-2-0		2-0-0		0-0-1	
0-5-2	0-0-0	0-0-0		AWAY		0-2-0		0-2-1		0-1-1	
1-0-1	0-0-0	0-0-0		NEUTRAL		1-0-1		0-0-0		0-0-0	
3-5-4	0-0-0	0-1-0		NON-CONFERENCE		1-2-1		2-2-1		0-0-2	
2-2-1	0-0-0	0-1-0		HOME		0-1-0		2-0-0		0-0-1	
0-3-2	0-0-0	0-0-		AWAY		0-1-0		0-2-1		0-0-1	
1-0-1	0-0-0	0-0-0		NEUTRAL		1-0-1		0-0-0		0-0-0	
0-4-1	0-0-0	0-1-1		CONFERENCE		0-2-0		0-0-0		0-1-0	
0-2-1	0-0-0	0-1-1		HOME		0-1-0		0-0-0		0-0-0	
0-2-0	0-0-0	0-0-0		AWAY		0-1-0		0-0-0		0-1-0	
0-0-0	0-0-0	0-0-0		NEUTRAL		0-0-0		0-0-0		0-0-0	
RPI S	Opponent	Score		RPI S	Opponent	Score		RPI S	Opponent	Score	
26	H Akron	1	2	51	H Marquette	0	2	102	A Santa Clara	0	1
33	H Northwestern	0	2	64	H Bowling Green	1	2	108	H SIUE	4	1
36	H West Virginia	1	1	75	N Hofstra	0	0	120	A Cal Poly	1	4
				81	N Quinnipiac	3	0	126	H Ill.-Chicago	1	0
				90	A SMU	0	2	130	A Loyola Chicago	0	0
				100	A Western Mich.	0	3	156	A Buffalo	1	2
								159	A Milwaukee	2	2
								189	H Green Bay	2	2
LAST 10 GAMES											
64	H Bowling Green	1	2	36	H West Virginia	1	1				
26	H Akron	1	2	33	H Northwestern	0	2				
156	A Buffalo	1	2	130	A Loyola Chicago	0	0				
108	H SIUE	4	1	90	A SMU	0	2				
100	A Western Mich.	0	3	159	A Milwaukee	2	2				

Non-Div. I Games:

Northern Ill.

Average RPI Win: 165		WON-LOST RECORD	WINNING PCT. RANK		LAST 10 GAMES	STRENGTH OF SCHEDULE	OPP. STRENGTH OF SCHEDULE	TEAM RPI	ADJ RPI		CONF. RPI	ADJ CONF. RPI
Average RPI Loss: 101												
DIV. I ONLY		5-8-3	.40625	140	3-4-3	137	171	153	.44089	146	20	21
DIV. I NON-CONF.		3-5-2	.4	145	1-1-2	104	156	135	.45719	127	20	20
<hr/>												
TOTALS		RPI 1-25		RPI 26-50		W-L RECORDS		RPI 51-100		RPI 101-150		RPI 150+
5-8-3		0-0-0		0-0-0		OVERALL		1-5-1		0-2-2		4-1-0
4-2-2		0-0-0		0-0-0		HOME		1-2-0		0-0-2		3-0-0
1-6-1		0-0-0		0-0-0		AWAY		0-3-1		0-2-0		1-1-0
0-0-0		0-0-0		0-0-0		NEUTRAL		0-0-0		0-0-0		0-0-0
3-5-2		0-0-0		0-0-0		NON-CONFERENCE		0-4-1		0-1-1		3-0-0
2-2-1		0-0-0		0-0-0		HOME		0-2-0		0-0-1		2-0-0
1-3-1		0-0-0		0-0-		AWAY		0-2-1		0-1-0		1-0-0
0-0-0		0-0-0		0-0-0		NEUTRAL		0-0-0		0-0-0		0-0-0
2-3-1		0-0-0		0-0-0		CONFERENCE		1-1-0		0-1-1		1-1-0
2-0-1		0-0-0		0-0-0		HOME		1-0-0		0-0-1		1-0-0
0-3-0		0-0-0		0-0-0		AWAY		0-1-0		0-1-0		0-1-0
0-0-0		0-0-0		0-0-0		NEUTRAL		0-0-0		0-0-0		0-0-0
RPI	S	Opponent	Score	RPI	S	Opponent	Score	RPI	S	Opponent	Score	
								64	A	Bowling Green	0	2
								68	A	Butler	0	1
								74	H	Dayton	0	5
								91	H	Denver	1	0
								93	H	Valparaiso	1	3
								99	A	Omaha	1	2
								100	A	Western Mich.	2	2

Non-Div. I Games:

IUPUI

Average RPI Win:	162	WON-LOST	WINNING	LAST 10	STRENGTH OF	OPP. STRENGTH	TEAM	ADJ	CONF.	ADJ CONF.	
Average RPI Loss:	92	RECORD	PCT. RANK	GAMES	SCHEDULE	OF SCHEDULE	RPI	RPI	RPI	RPI	
DIV. I ONLY	7-7-4	.5	102	2-6-2	189	159	147	.44064	147	11	11
DIV. I NON-CONF.	5-2-3	.65	42	0-1-1	159	176	142	.44767	140	13	13
<hr/>											
TOTALS	RPI 1-25	RPI 26-50		W-L RECORDS		RPI 51-100		RPI 101-150		RPI 150+	
7-7-4	0-0-0	0-1-0		OVERALL		1-2-0		2-3-3		4-1-1	
3-5-3	0-0-0	0-1-0		HOME		1-2-0		1-1-2		1-1-1	
4-2-1	0-0-0	0-0-0		AWAY		0-0-0		1-2-1		3-0-0	
0-0-0	0-0-0	0-0-0		NEUTRAL		0-0-0		0-0-0		0-0-0	
<hr/>											
5-2-3	0-0-0	0-0-0		NON-CONFERENCE		1-0-0		2-2-2		2-0-1	
3-1-3	0-0-0	0-0-0		HOME		1-0-0		1-1-2		1-0-1	
2-1-0	0-0-0	0-0-		AWAY		0-0-0		1-1-0		1-0-0	
0-0-0	0-0-0	0-0-0		NEUTRAL		0-0-0		0-0-0		0-0-0	
<hr/>											
2-5-1	0-0-0	0-1-0		CONFERENCE		0-2-0		0-1-1		2-1-0	
0-4-0	0-0-0	0-1-0		HOME		0-2-0		0-0-0		0-1-0	
2-1-1	0-0-0	0-0-0		AWAY		0-0-0		0-1-1		2-0-0	
0-0-0	0-0-0	0-0-0		NEUTRAL		0-0-0		0-0-0		0-0-0	
<hr/>											
RPI S	Opponent	Score	RPI S	Opponent	Score	RPI S	Opponent	Score	RPI S	Opponent	Score
			37 H	Davidson	0 3	51 H	Rhode Island	0 2	109 A	Fordham	0 2
						74 H	Dayton	0 4	112 A	Penn	1 2
						94 H	Siena	1 0	113 H	Army	0 1
									115 H	Rider	1 1
									133 H	St. Francis Brooklyn	1 0
									139 A	George Washington	1 1
									148 H	Drexel	0 0
									150 A	Marist	5 1
									151 H	La Salle	0 1
									174 A	LIU Brooklyn	4 3
									176 H	NJIT	0 0
									182 A	Massachusetts	1 0
									199 A	St. Bonaventure	2 1
									201 H	Howard	1 0
<hr/>											
LAST 10 GAMES											
	74 H	Dayton	0	4		139 A	George Washington	1	1		
	37 H	Davidson	0	3		109 A	Fordham	0	2		
	199 A	St. Bonaventure	2	1		182 A	Massachusetts	1	0		
	51 H	Rhode Island	0	2		112 A	Penn	1	2		
	151 H	La Salle	0	1		176 H	NJIT	0	0		

Non-Div. I Games:

Saint Joseph's

Average RPI Win:	120	WON-LOST RECORD	WINNING PCT. RANK	LAST 10 GAMES	STRENGTH OF SCHEDULE	OPP. STRENGTH OF SCHEDULE	TEAM RPI	ADJ RPI	CONF. RPI	ADJ CONF. RPI		
DIV. I ONLY		5-10-3	.36111	157	3-6-1	125	87	154	.43979	148	8	8
DIV. I NON-CONF.		4-4-2	.5	102	2-0-0	140	119	165	.43734	154	7	8
<hr/>												
TOTALS	RPI 1-25	RPI 26-50		W-L RECORDS		RPI 51-100		RPI 101-150		RPI 150+		
5-10-3	0-0-0	0-3-1		OVERALL		3-3-0		0-4-1		2-0-1		
3-4-1	0-0-0	0-2-0		HOME		3-1-0		0-1-0		0-0-1		
2-5-2	0-0-0	0-1-1		AWAY		0-2-0		0-2-1		2-0-0		
0-1-0	0-0-0	0-0-0		NEUTRAL		0-0-0		0-1-0		0-0-0		
<hr/>												
4-4-2	0-0-0	0-1-1		NON-CONFERENCE		2-0-0		0-3-1		2-0-0		
2-2-0	0-0-0	0-1-0		HOME		2-0-0		0-1-0		0-0-0		
2-1-2	0-0-0	0-1-		AWAY		0-0-0		0-1-1		2-0-0		
0-1-0	0-0-0	0-0-0		NEUTRAL		0-0-0		0-1-0		0-0-0		
<hr/>												
1-6-1	0-0-0	0-2-0		CONFERENCE		1-3-0		0-1-0		0-0-1		
1-2-1	0-0-0	0-1-0		HOME		1-1-0		0-0-0		0-0-1		
0-4-0	0-0-0	0-1-0		AWAY		0-2-0		0-1-0		0-0-0		
0-0-0	0-0-0	0-0-0		NEUTRAL		0-0-0		0-0-0		0-0-0		
<hr/>												
RPI	S	Opponent	Score	RPI	S	Opponent	Score	RPI	S	Opponent	Score	
				27	H	UNCW	0 3	67	H	Seton Hall	2 0	
				35	A	New Mexico	1 1	69	H	James Madison	2 1	
				42	H	Princeton	0 1	71	H	Delaware	0 4	
				45	A	Elon	0 2	75	A	Hofstra	1 2	
								85	H	Villanova	1 0	
								87	A	Northeastern	0 1	
								103	A	William & Mary	1 3	
								112	A	Penn	0 2	
								123	N	Bakersfield	1 2	
								132	H	Loyola Maryland	0 1	
								147	A	Saint Joseph's	0 0	
								160	H	Col. of Charleston	2 2	
								186	A	Fairleigh Dickinson	3 0	
								192	A	Temple	1 0	
<hr/>												
LAST 10 GAMES												
				27	H	UNCW	0 3	160	H	Col. of Charleston	2 2	
				71	H	Delaware	0 4	87	A	Northeastern	0 1	
				75	A	Hofstra	1 2	103	A	William & Mary	1 3	
				45	A	Elon	0 2	67	H	Seton Hall	2 0	
				69	H	James Madison	2 1	186	A	Fairleigh Dickinson	3 0	

Non-Div. I Games:

Drexel

Average RPI Win: 148		WON-LOST	WINNING	LAST 10	STRENGTH OF		OPP. STRENGTH	TEAM	ADJ	CONF.	ADJ CONF.
Average RPI Loss: 84		RECORD	PCT. RANK	GAMES	SCHEDULE		OF SCHEDULE	RPI	RPI	RPI	RPI
DIV. I ONLY		6-10-2	.38889	147	3-7-0		165	91	157	.43932	149
DIV. I NON-CONF.		4-3-2	.55556	82	1-0-0		191	139	182	.41073	179
TOTALS		RPI 1-25	RPI 26-50		W-L RECORDS		RPI 51-100		RPI 101-150		RPI 150+
6-10-2	0-0-0	0-2-0		OVERALL		1-3-0		1-5-1		4-0-1	
4-3-1	0-0-0	0-1-0		HOME		1-0-0		1-2-1		2-0-0	
2-7-1	0-0-0	0-1-0		AWAY		0-3-0		0-3-0		2-0-1	
0-0-0	0-0-0	0-0-0		NEUTRAL		0-0-0		0-0-0		0-0-0	
4-3-2	0-0-0	0-0-0		NON-CONFERENCE		0-1-0		0-2-1		4-0-1	
2-0-1	0-0-0	0-0-0		HOME		0-0-0		0-0-1		2-0-0	
2-3-1	0-0-0	0-0-		AWAY		0-1-0		0-2-0		2-0-1	
0-0-0	0-0-0	0-0-0		NEUTRAL		0-0-0		0-0-0		0-0-0	
2-7-0	0-0-0	0-2-0		CONFERENCE		1-2-0		1-3-0		0-0-0	
2-3-0	0-0-0	0-1-0		HOME		1-0-0		1-2-0		0-0-0	
0-4-0	0-0-0	0-1-0		AWAY		0-2-0		0-1-0		0-0-0	
0-0-0	0-0-0	0-0-0		NEUTRAL		0-0-0		0-0-0		0-0-0	
RPI S	Opponent	Score	RPI S	Opponent	Score	RPI S	Opponent	Score	RPI S	Opponent	Score
			34 H	American	1 2	57 A	Navy	0 1	107 A	Rutgers	1 2
			38 A	Boston U.	1 3	60 A	Cornell	0 1	109 A	Fordham	1 2
						78 A	Bucknell	0 2	111 H	Holy Cross	2 3
						80 H	Lehigh	2 0	113 A	Army	0 1
									131 H	Colgate	1 2
									132 H	Loyola Maryland	1 0
									133 H	St. Francis Brooklyn	2 2
									156 H	Buffalo	1 0
									161 A	Albany (NY)	1 0
									163 A	Pittsburgh	0 0
									179 A	Binghamton	1 0
									180 H	Saint Peter's	1 0
LAST 10 GAMES											
			132 H	Loyola Maryland	1 0	156 H	Buffalo	1 0			
			113 A	Army	0 1	111 H	Holy Cross	2 3			
			78 A	Bucknell	0 2	80 H	Lehigh	2 0			
			34 H	American	1 2	57 A	Navy	0 1			
			38 A	Boston U.	1 3	131 H	Colgate	1 2			

Non-Div. I Games:

Lafayette

Average RPI Win: 151		WON-LOST	WINNING	LAST 10	STRENGTH OF		OPP. STRENGTH	TEAM	ADJ		CONF.	ADJ CONF.
Average RPI Loss: 128		RECORD	PCT. RANK	GAMES	SCHEDULE		OF SCHEDULE	RPI	RPI		RPI	RPI
DIV. I ONLY		7-7-4	.5	102	3-5-2		184	165	144	.43923	150	15
DIV. I NON-CONF.		4-2-2	.625	47	0-0-0		194	178	174	.41815	172	21
TOTALS		RPI 1-25	RPI 26-50		W-L RECORDS		RPI 51-100		RPI 101-150		RPI 150+	
7-7-4		0-0-0	0-0-0		OVERALL		1-2-1		2-3-2		4-2-1	
3-4-1		0-0-0	0-0-0		HOME		1-1-0		0-3-1		2-0-0	
4-3-3		0-0-0	0-0-0		AWAY		0-1-1		2-0-1		2-2-1	
0-0-0		0-0-0	0-0-0		NEUTRAL		0-0-0		0-0-0		0-0-0	
4-2-2		0-0-0	0-0-0		NON-CONFERENCE		1-0-0		1-1-1		2-1-1	
1-1-1		0-0-0	0-0-0		HOME		1-0-0		0-1-1		0-0-0	
3-1-1		0-0-0	0-0-		AWAY		0-0-0		1-0-0		2-1-1	
0-0-0		0-0-0	0-0-0		NEUTRAL		0-0-0		0-0-0		0-0-0	
3-5-2		0-0-0	0-0-0		CONFERENCE		0-2-1		1-2-1		2-1-0	
2-3-0		0-0-0	0-0-0		HOME		0-1-0		0-2-0		2-0-0	
1-2-2		0-0-0	0-0-0		AWAY		0-1-1		1-0-1		0-1-0	
0-0-0		0-0-0	0-0-0		NEUTRAL		0-0-0		0-0-0		0-0-0	
RPI S	Opponent	Score	RPI S	Opponent	Score	RPI S	Opponent	Score	RPI S	Opponent	Score	
						66 A Monmouth	0	0	105 H Iona	0	2	
						81 H Quinnipiac	2	4	106 A Canisius	3	2	
						85 H Villanova	1	0	113 H Army	1	1	
						94 A Siena	1	2	115 H Rider	0	2	
									125 A Fairfield	0	0	
									128 A Columbia	3	2	
									147 H Saint Joseph's	1	5	
									164 A New Hampshire	1	1	
									169 H Niagara	3	0	
									176 A NJIT	0	1	
									179 A Binghamton	1	0	
									180 A Saint Peter's	1	2	
									185 H Manhattan	2	0	
									204 A Sacred Heart	1	0	
LAST 10 GAMES												
						94 A Siena	1	2	180 A Saint Peter's	1	2	
						115 H Rider	0	2	81 H Quinnipiac	2	4	
						169 H Niagara	3	0	105 H Iona	0	2	
						66 A Monmouth	0	0	125 A Fairfield	0	0	
						106 A Canisius	3	2	185 H Manhattan	2	0	

Non-Div. I Games:

Marist

Average RPI Win:	145	WON-LOST	WINNING	LAST 10	STRENGTH OF	OPP. STRENGTH	TEAM	ADJ	CONF.	ADJ CONF.	
Average RPI Loss:	105	RECORD	PCT. RANK	GAMES	SCHEDULE	OF SCHEDULE	RPI	RPI	RPI	RPI	
DIV. I ONLY	7-9-3	.44737	128	4-4-2	186	120	155	.43744	151	11	11
DIV. I NON-CONF.	4-5-1	.45	131	1-0-0	189	153	177	.41631	175	13	13
TOTALS	RPI 1-25	RPI 26-50	W-L RECORDS	RPI 51-100	RPI 101-150	RPI 150+					
7-9-3	0-1-0	0-0-1	OVERALL	2-3-1	1-5-0	4-0-1					
5-1-2	0-0-0	0-0-1	HOME	2-0-0	0-1-0	3-0-1					
2-6-1	0-0-0	0-0-0	AWAY	0-3-1	1-3-0	1-0-0					
0-2-0	0-1-0	0-0-0	NEUTRAL	0-0-0	0-1-0	0-0-0					
4-5-1	0-0-0	0-0-0	NON-CONFERENCE	1-2-0	0-3-0	3-0-1					
3-0-1	0-0-0	0-0-0	HOME	1-0-0	0-0-0	2-0-1					
1-4-0	0-0-0	0-0-	AWAY	0-2-0	0-2-0	1-0-0					
0-1-0	0-0-0	0-0-0	NEUTRAL	0-0-0	0-1-0	0-0-0					
3-4-2	0-1-0	0-0-1	CONFERENCE	1-1-1	1-2-0	1-0-0					
2-1-1	0-0-0	0-0-1	HOME	1-0-0	0-1-0	1-0-0					
1-2-1	0-0-0	0-0-0	AWAY	0-1-1	1-1-0	0-0-0					
0-1-0	0-1-0	0-0-0	NEUTRAL	0-0-0	0-0-0	0-0-0					
RPI S	Opponent	Score	RPI S	Opponent	Score	RPI S	Opponent	Score	RPI S	Opponent	Score
22 N	Saint Louis	1 3	31 H	George Mason	1 1	74 H	Dayton	1 0	109 H	Fordham	1 3
						78 H	Bucknell	1 0	132 A	Loyola Maryland	0 1
						85 A	Villanova	0 3	134 A	Vermont	1 2
						92 A	VCU	0 0	135 N	UMass Lowell	0 2
						94 A	Siena	0 1	139 A	George Washington	0 1
						96 A	Duquesne	1 3	147 A	Saint Joseph's	1 0
									158 H	Stetson	3 2
									174 H	LIU Brooklyn	1 0
									185 A	Manhattan	1 0
									192 H	Temple	2 2
									199 H	St. Bonaventure	5 0
LAST 10 GAMES											
22 N	Saint Louis	1 3	147 A	Saint Joseph's	1 0						
31 H	George Mason	1 1	92 A	VCU	0 0						
74 H	Dayton	1 0	139 A	George Washington	0 1						
96 A	Duquesne	1 3	109 H	Fordham	1 3						
199 H	St. Bonaventure	5 0	174 H	LIU Brooklyn	1 0						

Non-Div. I Games:

La Salle

Average RPI Win:		163	WON-LOST RECORD		WINNING PCT. RANK	LAST 10 GAMES	STRENGTH OF SCHEDULE		OPP. STRENGTH OF SCHEDULE	TEAM RPI	ADJ RPI	CONF. RPI	ADJ CONF. RPI				
Average RPI Loss:		98															
DIV. I ONLY			6-11-2		.36842	154	4-4-2		130	141	156	.43669	152	14	14		
DIV. I NON-CONF.			2-6-0		.25	176	0-0-0		144	128	164	.43469	159	16	16		
TOTALS		RPI 1-25		RPI 26-50		W-L RECORDS		RPI 51-100		RPI 101-150		RPI 150+					
6-11-2		0-1-0		0-1-0		OVERALL		0-3-1		2-5-1		4-1-0					
4-4-0		0-0-0		0-1-0		HOME		0-2-0		1-0-0		3-1-0					
2-5-2		0-1-0		0-0-0		AWAY		0-1-1		1-3-1		1-0-0					
0-2-0		0-0-0		0-0-0		NEUTRAL		0-0-0		0-2-0		0-0-0					
2-6-0		0-1-0		0-0-0		NON-CONFERENCE		0-2-0		0-3-0		2-0-0					
2-1-0		0-0-0		0-0-0		HOME		0-1-0		0-0-0		2-0-0					
0-4-0		0-1-0		0-0-		AWAY		0-1-0		0-2-0		0-0-0					
0-1-0		0-0-0		0-0-0		NEUTRAL		0-0-0		0-1-0		0-0-0					
4-5-2		0-0-0		0-1-0		CONFERENCE		0-1-1		2-2-1		2-1-0					
2-3-0		0-0-0		0-1-0		HOME		0-1-0		1-0-0		1-1-0					
2-1-2		0-0-0		0-0-0		AWAY		0-0-1		1-1-1		1-0-0					
0-1-0		0-0-0		0-0-0		NEUTRAL		0-0-0		0-1-0		0-0-0					
RPI	S	Opponent		Score		RPI	S	Opponent		Score		RPI	S	Opponent		Score	
4	A	Stanford		0 2		49	H	Seattle		2 3		61	A	UNLV		0 0	
												62	H	San Francisco		0 3	
												65	A	St. Mary's (CA)		1 2	
												95	H	Utah Valley		0 1	

Non-Div. I Games:

San Jose St.

Average RPI Win:		156	WON-LOST RECORD		WINNING PCT. RANK	LAST 10 GAMES	STRENGTH OF SCHEDULE		OPP. STRENGTH OF SCHEDULE	TEAM RPI	ADJ RPI	CONF. RPI	ADJ CONF. RPI
Average RPI Loss:		82											
DIV. I ONLY		6-12-2			.35 164	5-5-0	101		149	150	.43346 153	16	16
DIV. I NON-CONF.		0-7-1			.0625 202	0-0-0	134		79	156	.42702 164	19	18
TOTALS		RPI 1-25	RPI 26-50		W-L RECORDS		RPI 51-100		RPI 101-150		RPI 150+		
6-12-2		0-1-0	0-2-1		OVERALL		0-6-0		4-1-0		2-2-1		
5-8-0		0-1-0	0-1-0		HOME		0-4-0		3-0-0		2-2-0		
1-4-2		0-0-0	0-1-1		AWAY		0-2-0		1-1-0		0-0-1		
0-0-0		0-0-0	0-0-0		NEUTRAL		0-0-0		0-0-0		0-0-0		
0-7-1		0-1-0	0-1-0		NON-CONFERENCE		0-3-0		0-0-0		0-2-1		
0-5-0		0-1-0	0-0-0		HOME		0-2-0		0-0-0		0-2-0		
0-2-1		0-0-0	0-0-		AWAY		0-1-0		0-0-0		0-0-1		
0-0-0		0-0-0	0-0-0		NEUTRAL		0-0-0		0-0-0		0-0-0		
6-5-1		0-0-0	0-1-1		CONFERENCE		0-3-0		4-1-0		2-0-0		
5-3-0		0-0-0	0-1-0		HOME		0-2-0		3-0-0		2-0-0		
1-2-1		0-0-0	0-0-1		AWAY		0-1-0		1-1-0		0-0-0		
0-0-0		0-0-0	0-0-0		NEUTRAL		0-0-0		0-0-0		0-0-0		
RPI S	Opponent	Score	RPI S	Opponent	Score	RPI S	Opponent	Score	RPI S	Opponent	Score		
9 H	Charlotte	0 2	27 A	UNCW	1 2	54 A	South Carolina	1 2	110 A	Wofford	0 1		
			43 A	Furman	0 0	69 H	James Madison	0 1	110 H	Wofford	2 1		
			43 H	Furman	1 3	77 H	Virginia Tech	0 1	140 A	East Tenn. St.	1 0		
						86 A	Mercer	2 3	140 H	East Tenn. St.	2 0		
						86 H	Mercer	0 1	140 H	East Tenn. St.	2 1		
						86 H	Mercer	1 2	167 H	Campbell	0 1		
									172 H	Georgia St.	1 2		
									190 A	Longwood	2 2		
									203 H	VMI	3 0		
									203 H	VMI	3 1		
			LAST 10 GAMES										
			86 H	Mercer	0 1	43 H	Furman	1 3					
			140 H	East Tenn. St.	2 1	86 H	Mercer	1 2					
			203 H	VMI	3 1	203 H	VMI	3 0					
			140 A	East Tenn. St.	1 0	140 H	East Tenn. St.	2 0					
			110 A	Wofford	0 1	86 A	Mercer	2 3					

Non-Div. I Games:

UNC Greensboro

Average RPI Win: 146		WON-LOST	WINNING	LAST 10	STRENGTH OF		OPP. STRENGTH	TEAM	ADJ	CONF.	ADJ CONF.
Average RPI Loss: 108		RECORD	PCT. RANK	GAMES	SCHEDULE		OF SCHEDULE	RPI	RPI	RPI	RPI
DIV. I ONLY		7-11-1	.39474	145	133		167	148	.43328	154	14
DIV. I NON-CONF.		1-7-0	.125	195	95		171	127	.44976	138	16
TOTALS		RPI 1-25	RPI 26-50		W-L RECORDS		RPI 51-100		RPI 101-150		RPI 150+
7-11-1	0-0-0	0-2-0		OVERALL		1-3-1		2-4-0		4-2-0	
3-3-0	0-0-0	0-0-0		HOME		0-1-0		1-2-0		2-0-0	
4-6-1	0-0-0	0-1-0		AWAY		1-1-1		1-2-0		2-2-0	
0-2-0	0-0-0	0-1-0		NEUTRAL		0-1-0		0-0-0		0-0-0	
1-7-0	0-0-0	0-1-0		NON-CONFERENCE		1-2-0		0-3-0		0-1-0	
0-1-0	0-0-0	0-0-0		HOME		0-0-0		0-1-0		0-0-0	
1-4-0	0-0-0	0-0-		AWAY		1-1-0		0-2-0		0-1-0	
0-2-0	0-0-0	0-1-0		NEUTRAL		0-1-0		0-0-0		0-0-0	
6-4-1	0-0-0	0-1-0		CONFERENCE		0-1-1		2-1-0		4-1-0	
3-2-0	0-0-0	0-0-0		HOME		0-1-0		1-1-0		2-0-0	
3-2-1	0-0-0	0-1-0		AWAY		0-0-1		1-0-0		2-1-0	
0-0-0	0-0-0	0-0-0		NEUTRAL		0-0-0		0-0-0		0-0-0	
RPI S	Opponent	Score	RPI S	Opponent	Score	RPI S	Opponent	Score	RPI S	Opponent	Score
			46 N	Radford	0 1	61 H	UNLV	2 3	101 A	High Point	1 2
			49 A	Seattle	0 3	72 A	Oakland	2 1	122 H	Air Force	1 2
						76 A	Missouri St.	0 1	123 A	Bakersfield	2 1
						95 A	Utah Valley	1 1	127 H	UMKC	3 0
						99 N	Omaha	0 2	143 A	Oral Roberts	2 3
									143 H	Oral Roberts	1 2
									152 A	San Jose St.	1 0
									162 A	Grand Canyon	2 3
									162 H	Grand Canyon	3 1
									183 A	Central Ark.	1 2
									193 A	Houston Baptist	2 0
									193 H	Houston Baptist	3 0
LAST 10 GAMES											
			99 N	Omaha	0 2	95 A	Utah Valley	1 1			
			162 A	Grand Canyon	2 3	162 H	Grand Canyon	3 1			
			127 H	UMKC	3 0	61 H	UNLV	2 3			
			122 H	Air Force	1 2	152 A	San Jose St.	1 0			
			49 A	Seattle	0 3	123 A	Bakersfield	2 1			

Non-Div. I Games:

Incarnate Word

Average RPI Win:		86	WON-LOST RECORD		WINNING PCT. RANK		LAST 10 GAMES		STRENGTH OF SCHEDULE		OPP. STRENGTH OF SCHEDULE		TEAM RPI		ADJ RPI		CONF. RPI		ADJ CONF. RPI	
DIV. I ONLY			5-9-3		.38235 149		3-4-1		87		100		138		.43093 155		5		5	
DIV. I NON-CONF.			2-4-2		.375 151		1-0-0		133		197		166		.40775 180		5		6	
TOTALS		RPI 1-25		RPI 26-50		W-L RECORDS		RPI 51-100		RPI 101-150		RPI 150+								
5-9-3		1-0-1		1-3-0		OVERALL		1-1-1		1-2-1		1-3-0								
1-4-3		1-0-1		0-0-0		HOME		0-0-1		0-1-1		0-3-0								
4-3-0		0-0-0		1-2-0		AWAY		1-1-0		1-0-0		1-0-0								
0-2-0		0-0-0		0-1-0		NEUTRAL		0-0-0		0-1-0		0-0-0								
2-4-2		0-0-0		0-0-0		NON-CONFERENCE		0-1-1		1-1-1		1-2-0								
0-2-2		0-0-0		0-0-0		HOME		0-0-1		0-0-1		0-2-0								
2-1-0		0-0-0		0-0-		AWAY		0-1-0		1-0-0		1-0-0								
0-1-0		0-0-0		0-0-0		NEUTRAL		0-0-0		0-1-0		0-0-0								
3-5-1		1-0-1		1-3-0		CONFERENCE		1-0-0		0-1-0		0-1-0								
1-2-1		1-0-1		0-0-0		HOME		0-0-0		0-1-0		0-1-0								
2-2-0		0-0-0		1-2-0		AWAY		1-0-0		0-0-0		0-0-0								
0-1-0		0-0-0		0-1-0		NEUTRAL		0-0-0		0-0-0		0-0-0								
RPI	S	Opponent		Score		RPI	S	Opponent		Score		RPI	S	Opponent		Score				
9	H	Charlotte		0 0		30	A	UAB		2 7		54	A	South Carolina		1 0				
20	H	Old Dominion		2 1		30	N	UAB		0 1		83	A	Saint Francis (PA)		0 1				
						35	A	New Mexico		2 1		96	H	Duquesne		0 0				
						41	A	Kentucky		0 2										

Non-Div. I Games: Asbury 4 0 Concord 4 1

Marshall

Average RPI Win: 146		WON-LOST RECORD		WINNING PCT. RANK		LAST 10 GAMES		STRENGTH OF SCHEDULE		OPP. STRENGTH OF SCHEDULE		TEAM RPI		ADJ RPI		CONF. RPI		ADJ CONF. RPI	
DIV. I ONLY		4-10-2		.3125 175		2-5-2		118		101		162		.42964 156		7		7	
DIV. I NON-CONF.		3-8-0		.27273 173		1-3-0		147		118		178		.41199 178		9		9	
TOTALS		RPI 1-25		RPI 26-50		W-L RECORDS		RPI 51-100		RPI 101-150		RPI 150+							
4-10-2		0-0-0		0-3-0		OVERALL		0-4-2		3-2-0		1-1-0							
4-1-1		0-0-0		0-0-0		HOME		0-1-1		3-0-0		1-0-0							
0-9-1		0-0-0		0-3-0		AWAY		0-3-1		0-2-0		0-1-0							
0-0-0		0-0-0		0-0-0		NEUTRAL		0-0-0		0-0-0		0-0-0							
3-8-0		0-0-0		0-1-0		NON-CONFERENCE		0-4-0		2-2-0		1-1-0							
3-1-0		0-0-0		0-0-0		HOME		0-1-0		2-0-0		1-0-0							
0-7-0		0-0-0		0-0-		AWAY		0-3-0		0-2-0		0-1-0							
0-0-0		0-0-0		0-0-0		NEUTRAL		0-0-0		0-0-0		0-0-0							
1-2-2		0-0-0		0-2-0		CONFERENCE		0-0-2		1-0-0		0-0-0							
1-0-1		0-0-0		0-0-0		HOME		0-0-1		1-0-0		0-0-0							
0-2-1		0-0-0		0-2-0		AWAY		0-0-1		0-0-0		0-0-0							
0-0-0		0-0-0		0-0-0		NEUTRAL		0-0-0		0-0-0		0-0-0							
RPI	S	Opponent		Score	RPI	S	Opponent		Score	RPI	S	Opponent		Score					
			26 A	Akron	0		4	60 A	Cornell	0		5	106 A	Canisius	0		1		
			36 A	West Virginia	0		3	64 A	Bowling Green	1		1	116 H	Bryant	3		2		
			47 A	San Diego	1		4	78 H	Bucknell	0		2	124 H	Detroit	3		2		
								82 A	San Diego St.	0		1	145 H	Northern Ill.	2		1		
								96 A	Duquesne	0		3	149 A	Lafayette	0		1		
								100 H	Western Mich.	2		2	169 A	Niagara	1		2		
													199 H	St. Bonaventure	4		0		
LAST 10 GAMES																			
			26 A	Akron	0		4	149 A	Lafayette	0		1							
			36 A	West Virginia	0		3	100 H	Western Mich.	2		2							
			145 H	Northern Ill.	2		1	60 A	Cornell	0		5							
			199 H	St. Bonaventure	4		0	96 A	Duquesne	0		3							
			64 A	Bowling Green	1		1	124 H	Detroit	3		2							

Non-Div. I Games: Houghton 2 0

Buffalo

Average RPI Win:		148	WON-LOST RECORD		WINNING PCT. RANK		LAST 10 GAMES		STRENGTH OF SCHEDULE		OPP. STRENGTH OF SCHEDULE		TEAM RPI		ADJ RPI		CONF. RPI		ADJ CONF. RPI	
DIV. I ONLY			5-12-1		.30556 176		2-7-1		114		131		164		.42796 157		19		19	
DIV. I NON-CONF.			1-7-0		.125 195		0-2-0		98		67		147		.44771 139		17		17	
TOTALS		RPI 1-25		RPI 26-50		W-L RECORDS		RPI 51-100		RPI 101-150		RPI 150+								
5-12-1		0-1-0		0-2-0		OVERALL		0-5-1		2-2-0		3-2-0								
1-4-1		0-0-0		0-0-0		HOME		0-3-1		1-0-0		0-1-0								
4-8-0		0-1-0		0-2-0		AWAY		0-2-0		1-2-0		3-1-0								
0-0-0		0-0-0		0-0-0		NEUTRAL		0-0-0		0-0-0		0-0-0								
1-7-0		0-1-0		0-2-0		NON-CONFERENCE		0-2-0		0-1-0		1-1-0								
0-1-0		0-0-0		0-0-0		HOME		0-1-0		0-0-0		0-0-0								
1-6-0		0-1-0		0-0-		AWAY		0-1-0		0-1-0		1-1-0								
0-0-0		0-0-0		0-0-0		NEUTRAL		0-0-0		0-0-0		0-0-0								
4-5-1		0-0-0		0-0-0		CONFERENCE		0-3-1		2-1-0		2-1-0								
1-3-1		0-0-0		0-0-0		HOME		0-2-1		1-0-0		0-1-0								
3-2-0		0-0-0		0-0-0		AWAY		0-1-0		1-1-0		2-0-0								
0-0-0		0-0-0		0-0-0		NEUTRAL		0-0-0		0-0-0		0-0-0								
RPI	S	Opponent		Score		RPI	S	Opponent		Score		RPI	S	Opponent		Score				
18	A	California		1	6	26	A	Akron		0	5	64	H	Bowling Green		0	1			
						29	A	Wake Forest		1	4	72	A	Oakland		1	2			
												72	H	Oakland		0	1			
												89	A	North Carolina St.		0	4			
												93	H	Valparaiso		0	1			
												93	H	Valparaiso		0	0			
														104 A Wright St.		3	1			
														124 A Detroit		0	3			
														126 H Ill.-Chicago		3	1			
														136 A Sacramento St.		0	2			
														155 A Marshall		2	0			
														159 A Milwaukee		3	1			
														165 A Cincinnati		0	2			
														189 H Green Bay		1	2			
														196 A Belmont		1	0			
LAST 10 GAMES																				
72 A Oakland						1	2	124 A Detroit						0	3					
93 H Valparaiso						0	0	93 H Valparaiso						0	1					
189 H Green Bay						1	2	104 A Wright St.						3	1					
126 H Ill.-Chicago						3	1	72 H Oakland						0	1					
26 A Akron						0	5	64 H Bowling Green						0	1					

Non-Div. I Games:	Salem Int'l	3	2
--------------------------	--------------------	----------	----------

Cleveland St.

Average RPI Win:	144	WON-LOST RECORD	WINNING PCT. RANK	LAST 10 GAMES	STRENGTH OF SCHEDULE	OPP. STRENGTH OF SCHEDULE	TEAM RPI	ADJ RPI	CONF. RPI	ADJ CONF. RPI		
DIV. I ONLY		8-7-2	.52941	95	6-4-0	200	170	151	.42656	158	22	22
DIV. I NON-CONF.		4-4-2	.5	102	2-1-0	196	122	159	.42686	165	23	23
<hr/>												
TOTALS	RPI 1-25	RPI 26-50		W-L RECORDS		RPI 51-100		RPI 101-150		RPI 150+		
8-7-2	0-0-0	1-0-0		OVERALL		1-2-0		2-1-1		4-4-1		
5-1-1	0-0-0	0-0-0		HOME		0-0-0		1-0-1		4-1-0		
2-5-1	0-0-0	0-0-0		AWAY		1-2-0		1-1-0		0-2-1		
1-1-0	0-0-0	1-0-0		NEUTRAL		0-0-0		0-0-0		0-1-0		
<hr/>												
4-4-2	0-0-0	1-0-0		NON-CONFERENCE		0-2-0		1-0-1		2-2-1		
2-1-1	0-0-0	0-0-0		HOME		0-0-0		0-0-1		2-1-0		
1-3-1	0-0-0	0-0-		AWAY		0-2-0		1-0-0		0-1-1		
1-0-0	0-0-0	1-0-0		NEUTRAL		0-0-0		0-0-0		0-0-0		
<hr/>												
4-3-0	0-0-0	0-0-0		CONFERENCE		1-0-0		1-1-0		2-2-0		
3-0-0	0-0-0	0-0-0		HOME		0-0-0		1-0-0		2-0-0		
1-2-0	0-0-0	0-0-0		AWAY		1-0-0		0-1-0		0-1-0		
0-1-0	0-0-0	0-0-0		NEUTRAL		0-0-0		0-0-0		0-1-0		
<hr/>												
RPI S	Opponent	Score	RPI S	Opponent	Score	RPI S	Opponent	Score	RPI S	Opponent	Score	
			45 N	Elon	3 2	53 A	Duke	2 8	119 A	FGCU	0 1	
						80 A	Lehigh	0 1	121 A	FIU	2 1	
						97 A	Lipscomb	3 1	132 H	Loyola Maryland	1 1	
									138 H	North Florida	6 0	
									151 A	La Salle	2 3	
									167 H	Campbell	1 3	
									175 A	Northern Ky.	0 1	
									175 N	Northern Ky.	0 1	
									177 H	Ga. Southern	5 2	
									187 H	Jacksonville	1 0	
									191 A	Fla. Atlantic	1 1	
									191 H	Fla. Atlantic	4 0	
									195 H	USC Upstate	3 2	
<hr/>												
LAST 10 GAMES												
			175 N	Northern Ky.	0 1	97 A	Lipscomb	3 1				
			191 H	Fla. Atlantic	4 0	177 H	Ga. Southern	5 2				
			175 A	Northern Ky.	0 1	119 A	FGCU	0 1				
			187 H	Jacksonville	1 0	138 H	North Florida	6 0				
			195 H	USC Upstate	3 2	151 A	La Salle	2 3				

Non-Div. I Games:

Stetson

Average RPI Win:	155	WON-LOST RECORD	WINNING PCT. RANK	LAST 10 GAMES	STRENGTH OF SCHEDULE	OPP. STRENGTH OF SCHEDULE	TEAM RPI	ADJ RPI	CONF. RPI	ADJ CONF. RPI	
Average RPI Loss:	72										
DIV. I ONLY	2-11-3	.21875	190	0-8-2	68	127	178	.42192	160	8	8
DIV. I NON-CONF.	2-5-1	.3125	161	0-2-0	68	175	175	.42008	171	7	8
<hr/>											
TOTALS	RPI 1-25	RPI 26-50		W-L RECORDS	RPI 51-100		RPI 101-150		RPI 150+		
2-11-3	0-0-0	0-4-0		OVERALL	0-5-1		1-2-1		1-0-1		
0-5-1	0-0-0	0-3-0		HOME	0-1-1		0-1-0		0-0-0		
0-5-1	0-0-0	0-1-0		AWAY	0-3-0		0-1-1		0-0-0		
2-1-1	0-0-0	0-0-0		NEUTRAL	0-1-0		1-0-0		1-0-1		
<hr/>											
2-5-1	0-0-0	0-2-0		NON-CONFERENCE	0-2-0		1-1-0		1-0-1		
0-2-0	0-0-0	0-2-0		HOME	0-0-0		0-0-0		0-0-0		
0-2-0	0-0-0	0-0-		AWAY	0-1-0		0-1-0		0-0-0		
2-1-1	0-0-0	0-0-0		NEUTRAL	0-1-0		1-0-0		1-0-1		
<hr/>											
0-6-2	0-0-0	0-2-0		CONFERENCE	0-3-1		0-1-1		0-0-0		
0-3-1	0-0-0	0-1-0		HOME	0-1-1		0-1-0		0-0-0		
0-3-1	0-0-0	0-1-0		AWAY	0-2-0		0-0-1		0-0-0		
0-0-0	0-0-0	0-0-0		NEUTRAL	0-0-0		0-0-0		0-0-0		
<hr/>											
RPI S	Opponent	Score	RPI S	Opponent	Score	RPI S	Opponent	Score	RPI S	Opponent	Score
			27 A	UNCW	0 <div>2</div>	69 A	James Madison	0 <div>2</div>	103 H	William & Mary	2 <div>3</div>
			45 H	Elon	1 <div>2</div>	71 H	Delaware	2 <div>2</div>	110 A	Wofford	0 <div>2</div>
			49 H	Seattle	0 <div>2</div>	75 A	Hofstra	0 <div>1</div>	138 N	North Florida	4 0
			50 H	UC Santa Barbara	1 <div>2</div>	87 H	Northeastern	0 <div>1</div>	148 A	Drexel	2 <div>2</div>
						88 N	Hartford	0 <div>1</div>	172 N	Georgia St.	2 0
						89 A	North Carolina St.	0 <div>2</div>	184 N	UCF	1 <div>1</div>
<hr/>											
LAST 10 GAMES											
			75 A	Hofstra	0 <div>1</div>	148 A	Drexel	2 <div>2</div>			
			45 H	Elon	1 <div>2</div>	27 A	UNCW	0 <div>2</div>			
			71 H	Delaware	2 <div>2</div>	87 H	Northeastern	0 <div>1</div>			
			69 A	James Madison	0 <div>2</div>	110 A	Wofford	0 <div>2</div>			
			103 H	William & Mary	2 <div>3</div>	89 A	North Carolina St.	0 <div>2</div>			

Non-Div. I Games:

Col. of Charleston

Average RPI Win: 122		WON-LOST RECORD		WINNING PCT. RANK		LAST 10 GAMES		STRENGTH OF SCHEDULE		OPP. STRENGTH OF SCHEDULE		TEAM RPI		ADJ RPI		CONF. RPI		ADJ CONF. RPI	
DIV. I ONLY		4-9-6		.36842 154		2-6-2		89		153		152		.42045 161		17		17	
DIV. I NON-CONF.		2-4-5		.40909 144		0-1-1		51		144		120		.45943 125		14		14	
TOTALS		RPI 1-25		RPI 26-50		W-L RECORDS		RPI 51-100		RPI 101-150		RPI 150+							
4-9-6		0-1-0		0-0-1		OVERALL		1-3-1		2-3-2		1-2-2							
3-4-3		0-0-0		0-0-1		HOME		0-1-0		2-2-2		1-1-0							
1-5-2		0-1-0		0-0-0		AWAY		1-2-1		0-1-0		0-1-1							
0-0-1		0-0-0		0-0-0		NEUTRAL		0-0-0		0-0-0		0-0-1							
2-4-5		0-1-0		0-0-0		NON-CONFERENCE		1-2-1		1-1-2		0-0-2							
1-2-2		0-0-0		0-0-0		HOME		0-1-0		1-1-2		0-0-0							
1-2-2		0-1-0		0-0-		AWAY		1-1-1		0-0-0		0-0-1							
0-0-1		0-0-0		0-0-0		NEUTRAL		0-0-0		0-0-0		0-0-1							
2-5-1		0-0-0		0-0-1		CONFERENCE		0-1-0		1-2-0		1-2-0							
2-2-1		0-0-0		0-0-1		HOME		0-0-0		1-1-0		1-1-0							
0-3-0		0-0-0		0-0-0		AWAY		0-1-0		0-1-0		0-1-0							
0-0-0		0-0-0		0-0-0		NEUTRAL		0-0-0		0-0-0		0-0-0							
RPI S	Opponent	Score		RPI S	Opponent	Score		RPI S	Opponent	Score		RPI S	Opponent	Score					
15 A	Syracuse	1	2	28 H	UMBC	1	1	51 A	Rhode Island	0	0	105 H	Iona	3	1				
								66 H	Monmouth	1	2	131 H	Colgate	1	1				
								69 A	James Madison	3	1	133 H	St. Francis Brooklyn	0	0				
								85 A	Villanova	0	1	134 H	Vermont	2	1				
								88 A	Hartford	2	3	134 H	Vermont	1	2				
												135 A	UMass Lowell	0	1				
												149 H	Lafayette	0	1				
												164 A	New Hampshire	1	2				
												170 A	Hartwick	2	2				
												178 N	Appalachian St.	0	0				
												179 H	Binghamton	1	0				
												188 H	Stony Brook	2	3				
LAST 10 GAMES																			
				134 H	Vermont	1	2	164 A	New Hampshire	1	2								
				179 H	Binghamton	1	0	135 A	UMass Lowell	0	1								
				88 A	Hartford	2	3	15 A	Syracuse	1	2								
				188 H	Stony Brook	2	3	134 H	Vermont	2	1								
				28 H	UMBC	1	1	133 H	St. Francis Brooklyn	0	0								

Non-Div. I Games:

Albany (NY)

Average RPI Win: 162		WON-LOST	WINNING	LAST 10	STRENGTH OF		OPP. STRENGTH	TEAM	ADJ	CONF.	ADJ CONF.
Average RPI Loss: 100		RECORD	PCT. RANK	GAMES	SCHEDULE		OF SCHEDULE	RPI	RPI	RPI	RPI
DIV. I ONLY		5-12-3	.325	172	3-5-2		116	168	168	.42036	162
DIV. I NON-CONF.		2-6-1	.27778	171	0-1-0		119	170	170	.4251	167
TOTALS		RPI 1-25	RPI 26-50		W-L RECORDS		RPI 51-100		RPI 101-150		RPI 150+
5-12-3	0-0-0	0-1-0		OVERALL		0-6-1		2-2-2		3-3-0	
3-5-2	0-0-0	0-0-0		HOME		0-3-0		1-1-2		2-1-0	
2-7-1	0-0-0	0-1-0		AWAY		0-3-1		1-1-0		1-2-0	
0-0-0	0-0-0	0-0-0		NEUTRAL		0-0-0		0-0-0		0-0-0	
2-6-1	0-0-0	0-0-0		NON-CONFERENCE		0-3-1		1-2-0		1-1-0	
1-3-0	0-0-0	0-0-0		HOME		0-2-0		0-1-0		1-0-0	
1-3-1	0-0-0	0-0-		AWAY		0-1-1		1-1-0		0-1-0	
0-0-0	0-0-0	0-0-0		NEUTRAL		0-0-0		0-0-0		0-0-0	
3-6-2	0-0-0	0-1-0		CONFERENCE		0-3-0		1-0-2		2-2-0	
2-2-2	0-0-0	0-0-0		HOME		0-1-0		1-0-2		1-1-0	
1-4-0	0-0-0	0-1-0		AWAY		0-2-0		0-0-0		1-1-0	
0-0-0	0-0-0	0-0-0		NEUTRAL		0-0-0		0-0-0		0-0-0	
RPI S	Opponent	Score	RPI S	Opponent	Score	RPI S	Opponent	Score	RPI S	Opponent	Score
			49 A	Seattle	0 3	58 A	Loyola Marymount	0 4	104 H	Wright St.	2 3
						59 H	Cal St. Fullerton	0 1	120 A	Cal Poly	0 2
						61 A	UNLV	0 3	122 H	Air Force	0 0
						61 H	UNLV	1 2	123 H	Bakersfield	1 1
						69 A	UC Davis	1 1	127 H	UMKC	3 2
						95 A	Utah Valley	0 1	136 A	Sacramento St.	1 0
						99 H	Omaha	0 3	152 H	San Jose St.	1 2
									154 A	Incarnate Word	1 3
									154 H	Incarnate Word	3 2
									189 A	Green Bay	0 1
									193 A	Houston Baptist	2 1
									198 H	Pacific	3 2
LAST 10 GAMES											
			99 H	Omaha	0 3	154 A	Incarnate Word	1 3			
			154 H	Incarnate Word	3 2	193 A	Houston Baptist	2 1			
			61 H	UNLV	1 2	122 H	Air Force	0 0			
			123 H	Bakersfield	1 1	127 H	UMKC	3 2			
			152 H	San Jose St.	1 2	49 A	Seattle	0 3			

Non-Div. I Games:

Grand Canyon

Average RPI Win: 167		WON-LOST	WINNING	LAST 10	STRENGTH OF		OPP. STRENGTH	TEAM	ADJ	CONF.	ADJ CONF.
Average RPI Loss: 46		RECORD	PCT. RANK	GAMES	SCHEDULE		OF SCHEDULE	RPI	RPI	RPI	RPI
DIV. I ONLY		4-9-4	.35294	161	2-7-1		157	41	167	.41995	163
DIV. I NON-CONF.		4-3-2	.55556	82	2-2-0		202	162	196	.3557	197
TOTALS		RPI 1-25	RPI 26-50		W-L RECORDS		RPI 51-100		RPI 101-150		RPI 150+
4-9-4		0-6-0	0-0-0		OVERALL		0-1-2		1-1-1		3-1-1
2-4-3		0-3-0	0-0-0		HOME		0-0-1		1-0-1		1-1-1
2-5-1		0-3-0	0-0-0		AWAY		0-1-1		0-1-0		2-0-0
0-0-0		0-0-0	0-0-0		NEUTRAL		0-0-0		0-0-0		0-0-0
4-3-2		0-1-0	0-0-0		NON-CONFERENCE		0-0-0		1-1-1		3-1-1
2-1-2		0-0-0	0-0-0		HOME		0-0-0		1-0-1		1-1-1
2-2-0		0-1-0	0-0-		AWAY		0-0-0		0-1-0		2-0-0
0-0-0		0-0-0	0-0-0		NEUTRAL		0-0-0		0-0-0		0-0-0
0-6-2		0-5-0	0-0-0		CONFERENCE		0-1-2		0-0-0		0-0-0
0-3-1		0-3-0	0-0-0		HOME		0-0-1		0-0-0		0-0-0
0-3-1		0-2-0	0-0-0		AWAY		0-1-1		0-0-0		0-0-0
0-0-0		0-0-0	0-0-0		NEUTRAL		0-0-0		0-0-0		0-0-0
RPI S	Opponent	Score	RPI S	Opponent	Score	RPI S	Opponent	Score	RPI S	Opponent	Score
2	H Virginia	0 3				53	A Duke	1 2	101	H High Point	1 0
6	H Notre Dame	1 4				77	A Virginia Tech	0 0	103	A William & Mary	0 4
7	A North Carolina	0 3				89	H North Carolina St.	1 1	149	H Lafayette	0 0
11	H Clemson	0 2							169	H Niagara	1 1
13	A Xavier	1 2							173	A Robert Morris	2 0
17	A Louisville	1 4							190	A Longwood	1 0
									201	H Howard	0 1
									205	H Presbyterian	3 0
LAST 10 GAMES											
6	H Notre Dame	1 4	11	H Clemson	0 2						
53	A Duke	1 2	13	A Xavier	1 2						
101	H High Point	1 0	2	H Virginia	0 3						
77	A Virginia Tech	0 0	173	A Robert Morris	2 0						
201	H Howard	0 1	17	A Louisville	1 4						

Non-Div. I Games:

Pittsburgh

Average RPI Win:	143	WON-LOST	WINNING	LAST 10	STRENGTH OF	OPP. STRENGTH	TEAM	ADJ	CONF.	ADJ CONF.		
Average RPI Loss:	111	RECORD	PCT. RANK	GAMES	SCHEDULE	OF SCHEDULE	RPI	RPI	RPI	RPI		
DIV. I ONLY		6-10-1	.38235	149	3-6-1	171	137	163	.41885	164	17	17
DIV. I NON-CONF.		4-5-1	.45	131	1-1-1	139	137	153	.44346	146	14	14
<hr/>												
TOTALS	RPI 1-25	RPI 26-50		W-L RECORDS		RPI 51-100		RPI 101-150		RPI 150+		
6-10-1	0-0-0	0-1-0		OVERALL		1-4-0		2-3-1		3-2-0		
2-3-1	0-0-0	0-1-0		HOME		1-0-0		0-2-1		1-0-0		
2-7-0	0-0-0	0-0-0		AWAY		0-3-0		1-1-0		1-2-0		
2-0-0	0-0-0	0-0-0		NEUTRAL		0-0-0		1-0-0		1-0-0		
<hr/>												
4-5-1	0-0-0	0-0-0		NON-CONFERENCE		1-3-0		1-2-1		2-0-0		
1-1-1	0-0-0	0-0-0		HOME		1-0-0		0-1-1		0-0-0		
1-4-0	0-0-0	0-0-		AWAY		0-3-0		0-1-0		1-0-0		
2-0-0	0-0-0	0-0-0		NEUTRAL		0-0-0		1-0-0		1-0-0		
<hr/>												
2-5-0	0-0-0	0-1-0		CONFERENCE		0-1-0		1-1-0		1-2-0		
1-2-0	0-0-0	0-1-0		HOME		0-0-0		0-1-0		1-0-0		
1-3-0	0-0-0	0-0-0		AWAY		0-1-0		1-0-0		0-2-0		
0-0-0	0-0-0	0-0-0		NEUTRAL		0-0-0		0-0-0		0-0-0		
<hr/>												
RPI	S	Opponent	Score	RPI	S	Opponent	Score	RPI	S	Opponent	Score	
				28	H	UMBC	0 2	75	H	Hofstra	3 2	
								79	A	Brown	0 1	
								87	A	Northeastern	0 1	
								88	A	Hartford	0 2	
								91	A	Denver	0 1	
								116	H	Bryant	0 2	
								122	A	Air Force	0 2	
								125	N	Fairfield	1 0	
								134	A	Vermont	2 0	
								135	H	UMass Lowell	0 1	
								150	H	Marist	1 1	
								161	H	Albany (NY)	2 1	
								179	A	Binghamton	0 1	
								180	N	Saint Peter's	1 0	
								182	A	Massachusetts	1 0	
								188	A	Stony Brook	0 1	
<hr/>												
LAST 10 GAMES												
				134	A	Vermont	2 0	161	H	Albany (NY)	2 1	
				135	H	UMass Lowell	0 1	179	A	Binghamton	0 1	
				79	A	Brown	0 1	188	A	Stony Brook	0 1	
				28	H	UMBC	0 2	182	A	Massachusetts	1 0	
				88	A	Hartford	0 2	150	H	Marist	1 1	

Non-Div. I Games:

New Hampshire

Average RPI Win:		166	WON-LOST	WINNING	LAST 10	STRENGTH OF		OPP. STRENGTH	TEAM	ADJ	CONF.	ADJ CONF.
Average RPI Loss:		86	RECORD	PCT. RANK	GAMES	SCHEDULE		OF SCHEDULE	RPI	RPI	RPI	RPI
DIV. I ONLY		5-10-3		.36111	157	2-7-1		154	116	169	.41779	165
DIV. I NON-CONF.		3-4-2		.44444	134	0-1-0		124	129	157	.44017	151
TOTALS		RPI 1-25		RPI 26-50		W-L RECORDS		RPI 51-100		RPI 101-150		RPI 150+
5-10-3		0-2-0		0-3-0		OVERALL		0-2-1		1-1-1		4-2-1
3-2-2		0-0-0		0-1-0		HOME		0-0-1		0-0-1		3-1-0
2-8-1		0-2-0		0-2-0		AWAY		0-2-0		1-1-0		1-1-1
0-0-0		0-0-0		0-0-0		NEUTRAL		0-0-0		0-0-0		0-0-0
3-4-2		0-2-0		0-0-0		NON-CONFERENCE		0-1-0		0-1-1		3-0-1
2-0-1		0-0-0		0-0-0		HOME		0-0-0		0-0-1		2-0-0
1-4-1		0-2-0		0-0-		AWAY		0-1-0		0-1-0		1-0-1
0-0-0		0-0-0		0-0-0		NEUTRAL		0-0-0		0-0-0		0-0-0
2-6-1		0-0-0		0-3-0		CONFERENCE		0-1-1		1-0-0		1-2-0
1-2-1		0-0-0		0-1-0		HOME		0-0-1		0-0-0		1-1-0
1-4-0		0-0-0		0-2-0		AWAY		0-1-0		1-0-0		0-1-0
0-0-0		0-0-0		0-0-0		NEUTRAL		0-0-0		0-0-0		0-0-0
RPI S	Opponent	Score	RPI S	Opponent	Score	RPI S	Opponent	Score	RPI S	Opponent	Score	
8 A	Creighton	0 3	40 A	Tulsa	2 4	63 H	UConn	0 0	104 H	Wright St.	1 1	
13 A	Xavier	0 3	40 A	Tulsa	0 1	90 A	SMU	0 2	114 A	Memphis	2 1	
			48 H	South Fla.	1 3	99 A	Omaha	1 3	146 A	IUPUI	2 3	
									157 H	Cleveland St.	2 0	
									166 A	IPFW	5 0	
									175 A	Northern Ky.	1 1	
									184 H	UCF	2 3	
									192 A	Temple	0 2	
									192 H	Temple	5 1	
									202 H	Eastern Ill.	1 0	
LAST 10 GAMES												
40 A	Tulsa	0 1	146 A	IUPUI	2 3							
90 A	SMU	0 2	48 H	South Fla.	1 3							
184 H	UCF	2 3	63 H	UConn	0 0							
114 A	Memphis	2 1	40 A	Tulsa	2 4							
192 H	Temple	5 1	192 A	Temple	0 2							

Non-Div. I Games:

Cincinnati

Average RPI Win:	120	WON-LOST RECORD	WINNING PCT. RANK	LAST 10 GAMES	STRENGTH OF SCHEDULE	OPP. STRENGTH OF SCHEDULE	TEAM RPI	ADJ RPI	CONF. RPI	ADJ CONF. RPI		
DIV. I ONLY		4-9-4	.35294	161	3-6-1	86	196	158	.41679	166	20	21
DIV. I NON-CONF.		1-5-4	.3	165	1-2-1	64	196	138	.43532	157	20	20
<hr/>												
TOTALS	RPI 1-25	RPI 26-50		W-L RECORDS		RPI 51-100		RPI 101-150		RPI 150+		
4-9-4	0-0-0	0-0-0		OVERALL		2-4-1		2-3-1		0-2-2		
3-2-2	0-0-0	0-0-0		HOME		1-1-1		2-0-0		0-1-1		
1-6-2	0-0-0	0-0-0		AWAY		1-3-0		0-2-1		0-1-1		
0-1-0	0-0-0	0-0-0		NEUTRAL		0-0-0		0-1-0		0-0-0		
<hr/>												
1-5-4	0-0-0	0-0-0		NON-CONFERENCE		1-2-1		0-2-1		0-1-2		
0-2-2	0-0-0	0-0-0		HOME		0-1-1		0-0-0		0-1-1		
1-2-2	0-0-0	0-0-		AWAY		1-1-0		0-1-1		0-0-1		
0-1-0	0-0-0	0-0-0		NEUTRAL		0-0-0		0-1-0		0-0-0		
<hr/>												
3-4-0	0-0-0	0-0-0		CONFERENCE		1-2-0		2-1-0		0-1-0		
3-0-0	0-0-0	0-0-0		HOME		1-0-0		2-0-0		0-0-0		
0-4-0	0-0-0	0-0-0		AWAY		0-2-0		0-1-0		0-1-0		
0-0-0	0-0-0	0-0-0		NEUTRAL		0-0-0		0-0-0		0-0-0		
<hr/>												
RPI S	Opponent	Score	RPI S	Opponent	Score	RPI S	Opponent	Score	RPI S	Opponent	Score	
						61 A	UNLV	0 4	104 A	Wright St.	1 3	
						64 H	Bowling Green	0 1	117 A	Western Ill.	0 1	
						91 A	Denver	0 2	123 N	Bakersfield	0 3	
						91 A	Denver	0 3	124 A	Detroit	1 1	
						93 A	Valparaiso	1 0	143 H	Oral Roberts	1 0	
						99 H	Omaha	1 0	146 H	IUPUI	4 0	
						100 H	Western Mich.	2 2	165 H	Cincinnati	0 5	
									175 A	Northern Ky.	1 1	
									189 H	Green Bay	0 0	
									202 A	Eastern Ill.	0 2	
<hr/>												
			LAST 10 GAMES									
			91 A	Denver	0 3	91 A	Denver	0 2				
			99 H	Omaha	1 0	143 H	Oral Roberts	1 0				
			93 A	Valparaiso	1 0	124 A	Detroit	1 1				
			202 A	Eastern Ill.	0 2	117 A	Western Ill.	0 1				
			104 A	Wright St.	1 3	64 H	Bowling Green	0 1				

Non-Div. I Games: St. Joseph's (IN) 6 0 Asbury 1 0

IPFW

Average RPI Win:	170	WON-LOST RECORD	WINNING PCT. RANK	LAST 10 GAMES	STRENGTH OF SCHEDULE	OPP. STRENGTH OF SCHEDULE	TEAM RPI	ADJ RPI	CONF. RPI	ADJ CONF. RPI		
DIV. I ONLY		5-13-0	.27778	180	2-8-0	92	147	166	.41662	167	21	20
DIV. I NON-CONF.		3-5-0	.375	151	0-1-0	41	99	121	.46451	123	18	19
<hr/>												
TOTALS	RPI 1-25	RPI 26-50		W-L RECORDS		RPI 51-100		RPI 101-150		RPI 150+		
5-13-0	0-3-0	0-5-0		OVERALL		0-0-0		1-2-0		4-3-0		
2-7-0	0-2-0	0-3-0		HOME		0-0-0		1-1-0		1-1-0		
3-6-0	0-1-0	0-2-0		AWAY		0-0-0		0-1-0		3-2-0		
0-0-0	0-0-0	0-0-0		NEUTRAL		0-0-0		0-0-0		0-0-0		
3-5-0	0-2-0	0-2-0		NON-CONFERENCE		0-0-0		1-0-0		2-1-0		
1-3-0	0-1-0	0-2-0		HOME		0-0-0		1-0-0		0-0-0		
2-2-0	0-1-0	0-0-		AWAY		0-0-0		0-0-0		2-1-0		
0-0-0	0-0-0	0-0-0		NEUTRAL		0-0-0		0-0-0		0-0-0		
2-8-0	0-1-0	0-3-0		CONFERENCE		0-0-0		0-2-0		2-2-0		
1-4-0	0-1-0	0-1-0		HOME		0-0-0		0-1-0		1-1-0		
1-4-0	0-0-0	0-2-0		AWAY		0-0-0		0-1-0		1-1-0		
0-0-0	0-0-0	0-0-0		NEUTRAL		0-0-0		0-0-0		0-0-0		
RPI	S	Opponent	Score	RPI	S	Opponent	Score	RPI	S	Opponent	Score	
7	A	North Carolina	0 3	27	H	UNCW	0 1			101	H High Point	1 2
9	H	Charlotte	1 6	37	H	Davidson	1 3			118	A Liberty	1 2
21	H	Coastal Caro.	0 1	39	H	Winthrop	1 3			132	H Loyola Maryland	1 0
				46	A	Radford	0 2			153	A UNC Greensboro	1 0
				46	A	Radford	2 3			158	A Stetson	3 1
										187	A Jacksonville	0 1
										190	A Longwood	2 4
										194	H UNC Asheville	0 2
										200	A Gardner-Webb	2 1
										205	H Presbyterian	3 1
				LAST 10 GAMES								
				46	A	Radford	0 2	205	H	Presbyterian	3 1	
				194	H	UNC Asheville	0 2	200	A	Gardner-Webb	2 1	
				118	A	Liberty	1 2	190	A	Longwood	2 4	
				39	H	Winthrop	1 3	46	A	Radford	2 3	
				101	H	High Point	1 2	7	A	North Carolina	0 3	

Non-Div. I Games:

Campbell

Non-Div. I Games:

Portland

Average RPI Win:		154	WON-LOST RECORD		WINNING PCT. RANK		LAST 10 GAMES		STRENGTH OF SCHEDULE		OPP. STRENGTH OF SCHEDULE		TEAM RPI		ADJ RPI		CONF. RPI		ADJ CONF. RPI				
DIV. I ONLY			5-11-3		.34211 166		2-6-2		144		136		172		.41424 169		15		15				
DIV. I NON-CONF.			3-5-1		.38889 148		0-0-0		165		115		179		.41325 177		21		21				
TOTALS		RPI 1-25		RPI 26-50			W-L RECORDS			RPI 51-100			RPI 101-150			RPI 150+							
5-11-3		0-1-0		0-1-0			OVERALL			0-3-1			2-4-1			3-2-1							
2-3-2		0-0-0		0-0-0			HOME			0-1-1			1-1-1			1-1-0							
3-6-1		0-1-0		0-1-0			AWAY			0-1-0			1-3-0			2-0-1							
0-2-0		0-0-0		0-0-0			NEUTRAL			0-1-0			0-0-0			0-1-0							
3-5-1		0-1-0		0-1-0			NON-CONFERENCE			0-1-0			1-1-0			2-1-1							
1-1-0		0-0-0		0-0-0			HOME			0-0-0			0-1-0			1-0-0							
2-2-1		0-1-0		0-0-			AWAY			0-0-0			1-0-0			1-0-1							
0-2-0		0-0-0		0-0-0			NEUTRAL			0-1-0			0-0-0			0-1-0							
2-6-2		0-0-0		0-0-0			CONFERENCE			0-2-1			1-3-1			1-1-0							
1-2-2		0-0-0		0-0-0			HOME			0-1-1			1-0-1			0-1-0							
1-4-0		0-0-0		0-0-0			AWAY			0-1-0			0-3-0			1-0-0							
0-0-0		0-0-0		0-0-0			NEUTRAL			0-0-0			0-0-0			0-0-0							
RPI	S	Opponent		Score		RPI	S	Opponent		Score		RPI	S	Opponent		Score		RPI	S	Opponent		Score	
15	A	Syracuse		0	3	36	A	West Virginia		0	2	64	N	Bowling Green		0	4	105	H	Iona		3	2
												66	H	Monmouth		0	0	106	H	Canisius		0	0
												81	A	Quinnipiac		0	2	115	A	Rider		2	5
												94	H	Siena		1	2	124	H	Detroit		0	1
																		125	A	Fairfield		0	2
																		131	A	Colgate		2	1
																		150	A	Marist		0	3
																		156	H	Buffalo		2	1
																		163	A	Pittsburgh		1	1
																		179	N	Binghamton		0	2
																		180	A	Saint Peter's		2	1
																		185	H	Manhattan		0	5
																		199	A	St. Bonaventure		1	0
LAST 10 GAMES																							
						106	H	Canisius		0	0	115	A	Rider		2	5						
						185	H	Manhattan		0	5	180	A	Saint Peter's		2	1						
						150	A	Marist		0	3	94	H	Siena		1	2						
						125	A	Fairfield		0	2	66	H	Monmouth		0	0						
						105	H	Iona		3	2	81	A	Quinnipiac		0	2						

Non-Div. I Games:

Niagara

Average RPI Win:	154	WON-LOST	WINNING	LAST 10	STRENGTH OF	OPP. STRENGTH	TEAM	ADJ	CONF.	ADJ CONF.	
Average RPI Loss:	98	RECORD	PCT. RANK	GAMES	SCHEDULE	OF SCHEDULE	RPI	RPI	RPI	RPI	
DIV. I ONLY	5-11-3	.34211	166	3-6-1	138	150	171	.41141	171	18	18
DIV. I NON-CONF.	2-7-3	.29167	170	0-2-1	113	143	160	.42358	168	15	15
<hr/>											
TOTALS	RPI 1-25	RPI 26-50		W-L RECORDS	RPI 51-100		RPI 101-150		RPI 150+		
5-11-3	0-1-0	0-1-0		OVERALL	0-3-0		3-5-2		2-1-1		
3-4-2	0-1-0	0-0-0		HOME	0-0-0		1-2-1		2-1-1		
2-6-1	0-0-0	0-1-0		AWAY	0-3-0		2-2-1		0-0-0		
0-1-0	0-0-0	0-0-0		NEUTRAL	0-0-0		0-1-0		0-0-0		
<hr/>											
2-7-3	0-1-0	0-1-0		NON-CONFERENCE	0-2-0		1-2-2		1-1-1		
1-3-2	0-1-0	0-0-0		HOME	0-0-0		0-1-1		1-1-1		
1-4-1	0-0-0	0-0-		AWAY	0-2-0		1-1-1		0-0-0		
0-0-0	0-0-0	0-0-0		NEUTRAL	0-0-0		0-0-0		0-0-0		
<hr/>											
3-4-0	0-0-0	0-0-0		CONFERENCE	0-1-0		2-3-0		1-0-0		
2-1-0	0-0-0	0-0-0		HOME	0-0-0		1-1-0		1-0-0		
1-2-0	0-0-0	0-0-0		AWAY	0-1-0		1-1-0		0-0-0		
0-1-0	0-0-0	0-0-0		NEUTRAL	0-0-0		0-1-0		0-0-0		
<hr/>											
RPI S	Opponent	Score		RPI S	Opponent	Score		RPI S	Opponent	Score	
8 H	Creighton	0	1	50 A	UC Santa Barbara	1	4	51 A	Marquette	0	2
								76 A	Missouri St.	0	2
								99 A	Omaha	0	2
								108 A	SIUE	0	4
								117 H	Western Ill.	1	1
								120 A	Cal Poly	0	0
								126 H	Ill.-Chicago	0	1
								127 A	UMKC	1	0
								129 A	DePaul	2	3
								130 H	Loyola Chicago	2	1
								130 N	Loyola Chicago	1	3
								142 A	Bradley	2	0
								144 H	Evansville	1	4
								159 H	Milwaukee	0	2
								183 H	Central Ark.	2	1
								189 H	Green Bay	3	1
								193 H	Houston Baptist	2	2
<hr/>											
LAST 10 GAMES											
130 N	Loyola Chicago	1	3	117 H	Western Ill.	1	1	108 A	SIUE	0	4
142 A	Bradley	2	0	130 H	Loyola Chicago	2	1	8 H	Creighton	0	1
183 H	Central Ark.	2	1	99 A	Omaha	0	2	76 A	Missouri St.	0	2
144 H	Evansville	1	4								

Non-Div. I Games:

Drake

Average RPI Win: 167		WON-LOST	WINNING	LAST 10	STRENGTH OF		OPP. STRENGTH	TEAM	ADJ	CONF.	ADJ CONF.
Average RPI Loss: 112		RECORD	PCT. RANK	GAMES	SCHEDULE		OF SCHEDULE	RPI	RPI	RPI	RPI
DIV. I ONLY		8-10-0	.44444	130	4-6-0		194	186	161	.40966	172
DIV. I NON-CONF.		5-7-0	.41667	142	1-3-0		160	141	144	.43749	153
TOTALS		RPI 1-25	RPI 26-50		W-L RECORDS		RPI 51-100		RPI 101-150		RPI 150+
8-10-0	0-1-0	0-1-0		OVERALL		1-3-0		1-0-0		6-5-0	
4-2-0	0-0-0	0-0-0		HOME		0-0-0		1-0-0		3-2-0	
4-7-0	0-1-0	0-1-0		AWAY		1-3-0		0-0-0		3-2-0	
0-1-0	0-0-0	0-0-0		NEUTRAL		0-0-0		0-0-0		0-1-0	
5-7-0	0-1-0	0-1-0		NON-CONFERENCE		1-3-0		1-0-0		3-2-0	
3-1-0	0-0-0	0-0-0		HOME		0-0-0		1-0-0		2-1-0	
2-5-0	0-1-0	0-0-		AWAY		1-3-0		0-0-0		1-0-0	
0-1-0	0-0-0	0-0-0		NEUTRAL		0-0-0		0-0-0		0-1-0	
3-3-0	0-0-0	0-0-0		CONFERENCE		0-0-0		0-0-0		3-3-0	
1-1-0	0-0-0	0-0-0		HOME		0-0-0		0-0-0		1-1-0	
2-2-0	0-0-0	0-0-0		AWAY		0-0-0		0-0-0		2-2-0	
0-0-0	0-0-0	0-0-0		NEUTRAL		0-0-0		0-0-0		0-0-0	
RPI S	Opponent	Score		RPI S	Opponent	Score		RPI S	Opponent	Score	
7 A	North Carolina	0	4	43 A	Furman	0	5	53 A	Duke	1	2
								54 A	South Carolina	1	2
								86 A	Mercer	0	2
								97 A	Lipscomb	3	1
								138 H	North Florida	4	1
								153 A	UNC Greensboro	2	1
								160 N	Col. of Charleston	0	2
								170 H	Hartwick	1	2
								176 A	NJIT	1	2
								177 A	Ga. Southern	1	2
								177 H	Ga. Southern	1	0
								178 A	Appalachian St.	1	0
								187 H	Jacksonville	1	0
								196 H	Belmont	0	2
								201 A	Howard	4	0
								205 H	Presbyterian	1	0
LAST 10 GAMES											
177 A	Ga. Southern	1	2	187 H	Jacksonville	1	0				
177 H	Ga. Southern	1	0	178 A	Appalachian St.	1	0				
201 A	Howard	4	0	7 A	North Carolina	0	4				
53 A	Duke	1	2	176 A	NJIT	1	2				
170 H	Hartwick	1	2	196 H	Belmont	0	2				

Non-Div. I Games:

Georgia St.

Average RPI Win: 159		WON-LOST	WINNING	LAST 10	STRENGTH OF		OPP. STRENGTH	TEAM	ADJ		CONF.	ADJ CONF.	
Average RPI Loss: 127		RECORD	PCT. RANK	GAMES	SCHEDULE		OF SCHEDULE	RPI	RPI		RPI	RPI	
DIV. I ONLY		7-9-2	.44444	130	4-5-1		197	193	174	.40792	173	23	23
DIV. I NON-CONF.		5-5-1	.5	102	2-1-0		166	177	158	.43389	162	22	22
TOTALS		RPI 1-25	RPI 26-50		W-L RECORDS		RPI 51-100		RPI 101-150		RPI 150+		
7-9-2		0-0-0	0-0-0		OVERALL		1-2-0		2-4-1		4-3-1		
3-4-2		0-0-0	0-0-0		HOME		0-1-0		2-1-1		1-2-1		
4-4-0		0-0-0	0-0-0		AWAY		1-1-0		0-2-0		3-1-0		
0-1-0		0-0-0	0-0-0		NEUTRAL		0-0-0		0-1-0		0-0-0		
5-5-1		0-0-0	0-0-0		NON-CONFERENCE		1-1-0		2-3-0		2-1-1		
2-2-1		0-0-0	0-0-0		HOME		0-0-0		2-1-0		0-1-1		
3-2-0		0-0-0	0-0-		AWAY		1-1-0		0-1-0		2-0-0		
0-1-0		0-0-0	0-0-0		NEUTRAL		0-0-0		0-1-0		0-0-0		
2-4-1		0-0-0	0-0-0		CONFERENCE		0-1-0		0-1-1		2-2-0		
1-2-1		0-0-0	0-0-0		HOME		0-1-0		0-0-1		1-1-0		
1-2-0		0-0-0	0-0-0		AWAY		0-0-0		0-1-0		1-1-0		
0-0-0		0-0-0	0-0-0		NEUTRAL		0-0-0		0-0-0		0-0-0		
RPI S	Opponent	Score	RPI S	Opponent	Score	RPI S	Opponent	Score	RPI S	Opponent	Score		
						69 A	James Madison	2 1	104 A	Wright St.	0 2		
						83 H	Saint Francis (PA)	0 4	106 H	Canisius	0 1		
						96 A	Duquesne	1 4	115 H	Rider	3 0		
									116 A	Bryant	0 1		
									118 N	Liberty	1 2		
									133 H	St. Francis Brooklyn	1 1		
									139 H	George Washington	4 0		
									163 H	Pittsburgh	0 2		
									170 H	Hartwick	1 1		
									174 H	LIU Brooklyn	0 1		
									181 H	Central Conn. St.	2 0		
									186 A	Fairleigh Dickinson	2 3		
									201 A	Howard	2 1		
									203 A	VMI	4 0		
									204 A	Sacred Heart	3 1		
LAST 10 GAMES													
						83 H	Saint Francis (PA)	0 4	186 A	Fairleigh Dickinson	2 3		
						181 H	Central Conn. St.	2 0	116 A	Bryant	0 1		
						204 A	Sacred Heart	3 1	139 H	George Washington	4 0		
						133 H	St. Francis Brooklyn	1 1	163 H	Pittsburgh	0 2		
						174 H	LIU Brooklyn	0 1	201 A	Howard	2 1		

Non-Div. I Games:

Robert Morris

Average RPI Win:	189	WON-LOST RECORD	WINNING PCT. RANK	LAST 10 GAMES	STRENGTH OF SCHEDULE	OPP. STRENGTH OF SCHEDULE	TEAM RPI	ADJ RPI	CONF. RPI	ADJ CONF. RPI	
Average RPI Loss:	105										
DIV. I ONLY	5-12-0	.29412	179	5-5-0	127	200	179	.4074	174	23	23
DIV. I NON-CONF.	1-8-0	.11111	199	1-1-0	103	187	168	.41804	173	22	22
<hr/>											
TOTALS	RPI 1-25	RPI 26-50		W-L RECORDS	RPI 51-100		RPI 101-150		RPI 150+		
5-12-0	0-0-0	0-2-0		OVERALL	0-3-0		0-5-0		5-2-0		
3-4-0	0-0-0	0-1-0		HOME	0-0-0		0-3-0		3-0-0		
2-8-0	0-0-0	0-1-0		AWAY	0-3-0		0-2-0		2-2-0		
0-0-0	0-0-0	0-0-0		NEUTRAL	0-0-0		0-0-0		0-0-0		
<hr/>											
1-8-0	0-0-0	0-2-0		NON-CONFERENCE	0-1-0		0-3-0		1-2-0		
0-4-0	0-0-0	0-1-0		HOME	0-0-0		0-3-0		0-0-0		
1-4-0	0-0-0	0-0-		AWAY	0-1-0		0-0-0		1-2-0		
0-0-0	0-0-0	0-0-0		NEUTRAL	0-0-0		0-0-0		0-0-0		
<hr/>											
4-4-0	0-0-0	0-0-0		CONFERENCE	0-2-0		0-2-0		4-0-0		
3-0-0	0-0-0	0-0-0		HOME	0-0-0		0-0-0		3-0-0		
1-4-0	0-0-0	0-0-0		AWAY	0-2-0		0-2-0		1-0-0		
0-0-0	0-0-0	0-0-0		NEUTRAL	0-0-0		0-0-0		0-0-0		
<hr/>											
RPI S	Opponent	Score	RPI S	Opponent	Score	RPI S	Opponent	Score	RPI S	Opponent	Score
			28 A	UMBC	0 4	71 A	Delaware	0 2	115 H	Rider	2 5
			31 H	George Mason	0 1	83 A	Saint Francis (PA)	0 1	116 A	Bryant	1 2
						83 A	Saint Francis (PA)	2 3	128 H	Columbia	2 3
									133 A	St. Francis Brooklyn	0 2
									147 H	Saint Joseph's	3 4
									151 A	La Salle	0 1
									173 A	Robert Morris	1 0
									176 A	NJIT	1 3
									181 H	Central Conn. St.	2 1
									186 H	Fairleigh Dickinson	1 0
									201 A	Howard	4 1
									204 H	Sacred Heart	3 1
<hr/>											
LAST 10 GAMES											
			83 A	Saint Francis (PA)	0 1	83 A	Saint Francis (PA)	2 3			
			133 A	St. Francis Brooklyn	0 2	173 A	Robert Morris	1 0			
			204 H	Sacred Heart	3 1	181 H	Central Conn. St.	2 1			
			186 H	Fairleigh Dickinson	1 0	151 A	La Salle	0 1			
			116 A	Bryant	1 2	201 A	Howard	4 1			

Non-Div. I Games:

LIU Brooklyn

Average RPI Win:	157	WON-LOST RECORD	WINNING PCT. RANK	LAST 10 GAMES	STRENGTH OF SCHEDULE	OPP. STRENGTH OF SCHEDULE	TEAM RPI	ADJ RPI	CONF. RPI	ADJ CONF. RPI		
DIV. I ONLY		6-10-4	.4	143	4-6-0	156	199	170	.40685	175	22	22
DIV. I NON-CONF.		4-5-3	.45833	127	2-1-0	157	181	171	.41579	176	23	23
<hr/>												
TOTALS	RPI 1-25	RPI 26-50		W-L RECORDS		RPI 51-100		RPI 101-150		RPI 150+		
6-10-4	0-0-0	0-0-0		OVERALL		0-2-1		2-5-1		4-3-2		
4-3-3	0-0-0	0-0-0		HOME		0-0-1		1-2-0		3-1-2		
0-6-0	0-0-0	0-0-0		AWAY		0-2-0		0-2-0		0-2-0		
2-1-1	0-0-0	0-0-0		NEUTRAL		0-0-0		1-1-1		1-0-0		
4-5-3	0-0-0	0-0-0		NON-CONFERENCE		0-2-0		2-2-1		2-1-2		
3-2-2	0-0-0	0-0-0		HOME		0-0-0		1-1-0		2-1-2		
0-3-0	0-0-0	0-0-		AWAY		0-2-0		0-1-0		0-0-0		
1-0-1	0-0-0	0-0-0		NEUTRAL		0-0-0		1-0-1		0-0-0		
2-5-1	0-0-0	0-0-0		CONFERENCE		0-0-1		0-3-0		2-2-0		
1-1-1	0-0-0	0-0-0		HOME		0-0-1		0-1-0		1-0-0		
0-3-0	0-0-0	0-0-0		AWAY		0-0-0		0-1-0		0-2-0		
1-1-0	0-0-0	0-0-0		NEUTRAL		0-0-0		0-1-0		1-0-0		
RPI	S	Opponent	Score	RPI	S	Opponent	Score	RPI	S	Opponent	Score	
						64 A Bowling Green	1 2	101 N High Point	1 1			
						97 H Lipscomb	0 0	104 H Wright St.	4 3			
						100 A Western Mich.	0 4	117 H Western Ill.	0 2			
								119 H FGCU	1 3			
								119 N FGCU	0 2			
								124 N Detroit	1 0			
								138 A North Florida	0 4			
								146 A IUPUI	0 2			
								155 H Marshall	1 2			
								158 H Stetson	1 0			
								158 N Stetson	1 0			
								165 H Cincinnati	1 1			
								166 H IPFW	1 1			
								187 A Jacksonville	0 2			
								194 H UNC Asheville	2 0			
								195 A USC Upstate	1 2			
								202 H Eastern Ill.	1 0			
LAST 10 GAMES												
						119 N FGCU	0 2	195 A USC Upstate	1 2			
						158 N Stetson	1 0	194 H UNC Asheville	2 0			
						138 A North Florida	0 4	187 A Jacksonville	0 2			
						158 H Stetson	1 0	155 H Marshall	1 2			
						202 H Eastern Ill.	1 0	119 H FGCU	1 3			

Non-Div. I Games:

Northern Ky.

Average RPI Win: 164		WON-LOST	WINNING	LAST 10	STRENGTH OF	OPP. STRENGTH	TEAM	ADJ	CONF.	ADJ CONF.		
Average RPI Loss: 145		RECORD	PCT. RANK	GAMES	SCHEDULE	OF SCHEDULE	RPI	RPI	RPI	RPI		
DIV. I ONLY		7-8-4	.47368	115	3-6-1	192	204	165	.40658	176	24	24
DIV. I NON-CONF.		5-4-4	.53846	101	1-2-1	142	192	140	.4474	141	24	24
<hr/>												
TOTALS		RPI 1-25		RPI 26-50		W-L RECORDS		RPI 51-100		RPI 101-150		RPI 150+
7-8-4		0-0-0		0-0-0		OVERALL		1-1-0		1-3-3		5-4-1
6-0-3		0-0-0		0-0-0		HOME		1-0-0		1-0-2		4-0-1
1-7-1		0-0-0		0-0-0		AWAY		0-1-0		0-3-1		1-3-0
0-1-0		0-0-0		0-0-0		NEUTRAL		0-0-0		0-0-0		0-1-0
5-4-4		0-0-0		0-0-0		NON-CONFERENCE		1-1-0		1-3-3		3-0-1
4-0-3		0-0-0		0-0-0		HOME		1-0-0		1-0-2		2-0-1
1-4-1		0-0-0		0-0-		AWAY		0-1-0		0-3-1		1-0-0
0-0-0		0-0-0		0-0-0		NEUTRAL		0-0-0		0-0-0		0-0-0
2-4-0		0-0-0		0-0-0		CONFERENCE		0-0-0		0-0-0		2-4-0
2-0-0		0-0-0		0-0-0		HOME		0-0-0		0-0-0		2-0-0
0-3-0		0-0-0		0-0-0		AWAY		0-0-0		0-0-0		0-3-0
0-1-0		0-0-0		0-0-0		NEUTRAL		0-0-0		0-0-0		0-1-0
RPI	S	Opponent	Score	RPI	S	Opponent	Score	RPI	S	Opponent	Score	
						51 A	Rhode Island	0	2	109 H	Fordham	1 1
						57 H	Navy	1	0	115 H	Rider	3 3
										133 A	St. Francis Brooklyn	0 2
										135 A	UMass Lowell	1 3
										138 A	North Florida	1 3
										147 A	Saint Joseph's	0 0
										150 H	Marist	1 0
										170 A	Hartwick	0 1
										172 H	Georgia St.	2 1
										174 H	LIU Brooklyn	3 1
										177 A	Ga. Southern	0 1
										178 A	Appalachian St.	1 2
										178 N	Appalachian St.	0 1
										181 H	Central Conn. St.	1 1
										187 A	Jacksonville	3 2
										201 H	Howard	5 0
										204 H	Sacred Heart	1 0
<hr/>												
LAST 10 GAMES												
						178 N	Appalachian St.	0	1	170 A	Hartwick	0 1
						178 A	Appalachian St.	1	2	181 H	Central Conn. St.	1 1
						177 A	Ga. Southern	0	1	172 H	Georgia St.	2 1
						201 H	Howard	5	0	133 A	St. Francis Brooklyn	0 2
						135 A	UMass Lowell	1	3	204 H	Sacred Heart	1 0

Non-Div. I Games:

NJIT

Average RPI Win: 186		WON-LOST RECORD		WINNING PCT. RANK		LAST 10 GAMES		STRENGTH OF SCHEDULE		OPP. STRENGTH OF SCHEDULE		TEAM RPI		ADJ RPI		CONF. RPI		ADJ CONF. RPI	
DIV. I ONLY		8-9-0		.47059 120		4-6-0		202		197		173		.4048 177		24		24	
DIV. I NON-CONF.		4-6-0		.4 145		0-3-0		184		173		163		.42786 163		24		24	
TOTALS		RPI 1-25		RPI 26-50		W-L RECORDS		RPI 51-100		RPI 101-150		RPI 150+							
8-9-0		0-1-0		0-2-0		OVERALL		0-1-0		0-0-0		8-5-0							
5-3-0		0-0-0		0-0-0		HOME		0-1-0		0-0-0		5-2-0							
3-5-0		0-1-0		0-0-0		AWAY		0-0-0		0-0-0		3-3-0							
0-1-0		0-0-0		0-1-0		NEUTRAL		0-0-0		0-0-0		0-0-0							
4-6-0		0-1-0		0-2-0		NON-CONFERENCE		0-1-0		0-0-0		4-2-0							
2-1-0		0-0-0		0-0-0		HOME		0-1-0		0-0-0		2-0-0							
2-4-0		0-1-0		0-0-		AWAY		0-0-0		0-0-0		2-2-0							
0-1-0		0-0-0		0-1-0		NEUTRAL		0-0-0		0-0-0		0-0-0							
4-3-0		0-0-0		0-0-0		CONFERENCE		0-0-0		0-0-0		4-3-0							
3-2-0		0-0-0		0-0-0		HOME		0-0-0		0-0-0		3-2-0							
1-1-0		0-0-0		0-0-0		AWAY		0-0-0		0-0-0		1-1-0							
0-0-0		0-0-0		0-0-0		NEUTRAL		0-0-0		0-0-0		0-0-0							
RPI	S	Opponent		Score		RPI	S	Opponent		Score		RPI	S	Opponent		Score			
7	A	North Carolina		2	6	39	N	Winthrop		1	3	86	H	Mercer		0	1		
						48	A	South Fla.		0	3								

Non-Div. I Games:

Ga. Southern

[illegible]

Non-Div. I Games:

Appalachian St.

Average RPI Win:		137	WON-LOST RECORD		WINNING PCT. RANK		LAST 10 GAMES		STRENGTH OF SCHEDULE		OPP. STRENGTH OF SCHEDULE		TEAM RPI		ADJ RPI		CONF. RPI		ADJ CONF. RPI				
DIV. I ONLY			5-14-1	.275	183	3-6-1			108	157			175	.40219	179	17	17						
DIV. I NON-CONF.			2-9-0	.18182	189	0-1-0			74	138			150	.43419	161	14	14						
TOTALS		RPI 1-25		RPI 26-50			W-L RECORDS			RPI 51-100			RPI 101-150			RPI 150+							
5-14-1		0-1-0		0-2-0			OVERALL			2-4-0			0-6-0			3-1-1							
3-7-1		0-1-0		0-0-0			HOME			1-1-0			0-5-0			2-0-1							
1-7-0		0-0-0		0-2-0			AWAY			1-3-0			0-1-0			0-1-0							
1-0-0		0-0-0		0-0-0			NEUTRAL			0-0-0			0-0-0			1-0-0							
2-9-0		0-1-0		0-1-0			NON-CONFERENCE			1-3-0			0-4-0			1-0-0							
0-6-0		0-1-0		0-0-0			HOME			0-1-0			0-4-0			0-0-0							
1-3-0		0-0-0		0-0-			AWAY			1-2-0			0-0-0			0-0-0							
1-0-0		0-0-0		0-0-0			NEUTRAL			0-0-0			0-0-0			1-0-0							
3-5-1		0-0-0		0-1-0			CONFERENCE			1-1-0			0-2-0			2-1-1							
3-1-1		0-0-0		0-0-0			HOME			1-0-0			0-1-0			2-0-1							
0-4-0		0-0-0		0-1-0			AWAY			0-1-0			0-1-0			0-1-0							
0-0-0		0-0-0		0-0-0			NEUTRAL			0-0-0			0-0-0			0-0-0							
RPI	S	Opponent		Score		RPI	S	Opponent		Score		RPI	S	Opponent		Score							
15	H	Syracuse		0	1	28	A	UMBC		0	1	60	H	Cornell		0	1	113	H	Army	0	1	
						42	A	Princeton		0	2	75	A	Hofstra		0	1	128	H	Columbia	0	1	
												78	A	Bucknell		2	1	134	H	Vermont	0	1	
												88	A	Hartford		1	2	135	A	UMass Lowell	1	2	
												88	H	Hartford		1	0	149	H	Lafayette	0	1	
												96	A	Duquesne		2	3	150	H	Marist	0	1	
																		161	A	Albany (NY)	0	1	
																		164	H	New Hampshire	1	0	
																		169	N	Niagara	2	0	
																		188	H	Stony Brook	1	1	
																		188	H	Stony Brook	5	1	
						LAST 10 GAMES																	
						88	A	Hartford		1	2	128	H	Columbia		0	1						
						188	H	Stony Brook		1	1	134	H	Vermont		0	1						
						161	A	Albany (NY)		0	1	28	A	UMBC		0	1						
						188	H	Stony Brook		5	1	164	H	New Hampshire		1	0						
						135	A	UMass Lowell		1	2	88	H	Hartford		1	0						

Non-Div. I Games:

Binghamton

Average RPI Win:	161	WON-LOST RECORD	WINNING PCT. RANK	LAST 10 GAMES	STRENGTH OF SCHEDULE	OPP. STRENGTH OF SCHEDULE	TEAM RPI	ADJ RPI	CONF. RPI	ADJ CONF. RPI							
Average RPI Loss:	113																
DIV. I ONLY	4-14-0	.22222	189	2-8-0	98	179	180	.39917	180	15	15						
DIV. I NON-CONF.	2-6-0	.25	176	0-0-0	108	188	181	.40079	181	21	21						
<hr/>																	
TOTALS	RPI 1-25	RPI 26-50		W-L RECORDS	RPI 51-100		RPI 101-150		RPI 150+								
4-14-0	0-0-0	0-0-0		OVERALL	0-5-0		2-7-0		2-2-0								
1-5-0	0-0-0	0-0-0		HOME	0-2-0		1-2-0		0-1-0								
3-8-0	0-0-0	0-0-0		AWAY	0-3-0		1-5-0		2-0-0								
0-1-0	0-0-0	0-0-0		NEUTRAL	0-0-0		0-0-0		0-1-0								
<hr/>																	
2-6-0	0-0-0	0-0-0		NON-CONFERENCE	0-2-0		1-3-0		1-1-0								
0-1-0	0-0-0	0-0-0		HOME	0-0-0		0-1-0		0-0-0								
2-4-0	0-0-0	0-0-		AWAY	0-2-0		1-2-0		1-0-0								
0-1-0	0-0-0	0-0-0		NEUTRAL	0-0-0		0-0-0		0-1-0								
<hr/>																	
2-8-0	0-0-0	0-0-0		CONFERENCE	0-3-0		1-4-0		1-1-0								
1-4-0	0-0-0	0-0-0		HOME	0-2-0		1-1-0		0-1-0								
1-4-0	0-0-0	0-0-0		AWAY	0-1-0		0-3-0		1-0-0								
0-0-0	0-0-0	0-0-0		NEUTRAL	0-0-0		0-0-0		0-0-0								
<hr/>																	
RPI S	Opponent	Score	RPI S	Opponent	Score	RPI S	Opponent	Score	RPI S	Opponent	Score						
						66 H Monmouth	0	2	105 A Iona	3	4						
						71 A Delaware	1	2	106 A Canisius	0	2						
						81 H Quinnipiac	0	3	115 A Rider	0	4						
						85 A Villanova	1	3	116 A Bryant	1	2						
						94 A Siena	0	1	125 H Fairfield	0	1						
									133 H St. Francis Brooklyn	0	2						
									139 A George Washington	4	0						
									149 A Lafayette	0	1						
									150 H Marist	2	1						
									164 N New Hampshire	0	1						
									169 H Niagara	1	2						
									170 A Hartwick	2	1						
									185 A Manhattan	1	0						
						<hr/>											
									LAST 10 GAMES								
									66 H Monmouth	0	2	150 H Marist	2	1			
									106 A Canisius	0	2	105 A Iona	3	4			
									185 A Manhattan	1	0	169 H Niagara	1	2			
			81 H Quinnipiac	0	3	125 H Fairfield	0	1									
			115 A Rider	0	4	94 A Siena	0	1									

Non-Div. I Games:

Saint Peter's

Average RPI Win: 172		WON-LOST	WINNING	LAST 10	STRENGTH OF		OPP. STRENGTH	TEAM	ADJ	CONF.	ADJ CONF.
Average RPI Loss: 107		RECORD	PCT. RANK	GAMES	SCHEDULE		OF SCHEDULE	RPI	RPI	RPI	RPI
DIV. I ONLY		5-10-2	.35294	161	1-7-2		185	184	181	.39893	181
DIV. I NON-CONF.		4-5-1	.45	131	0-2-1		137	149	167	.43584	156
TOTALS		RPI 1-25	RPI 26-50		W-L RECORDS		RPI 51-100		RPI 101-150		RPI 150+
5-10-2	0-1-0	0-0-0		OVERALL		0-3-0		2-4-0		3-2-2	
3-2-1	0-0-0	0-0-0		HOME		0-1-0		1-1-0		2-0-1	
2-8-1	0-1-0	0-0-0		AWAY		0-2-0		1-3-0		1-2-1	
0-0-0	0-0-0	0-0-0		NEUTRAL		0-0-0		0-0-0		0-0-0	
4-5-1	0-1-0	0-0-0		NON-CONFERENCE		0-2-0		2-2-0		2-0-1	
2-1-0	0-0-0	0-0-0		HOME		0-1-0		1-0-0		1-0-0	
2-4-1	0-1-0	0-0-		AWAY		0-1-0		1-2-0		1-0-1	
0-0-0	0-0-0	0-0-0		NEUTRAL		0-0-0		0-0-0		0-0-0	
1-5-1	0-0-0	0-0-0		CONFERENCE		0-1-0		0-2-0		1-2-1	
1-1-1	0-0-0	0-0-0		HOME		0-0-0		0-1-0		1-0-1	
0-4-0	0-0-0	0-0-0		AWAY		0-1-0		0-1-0		0-2-0	
0-0-0	0-0-0	0-0-0		NEUTRAL		0-0-0		0-0-0		0-0-0	
RPI S	Opponent	Score		RPI S	Opponent	Score		RPI S	Opponent	Score	
23 A	Dartmouth	1	3					57 H	Navy	1	3
								83 A	Saint Francis (PA)	1	2
								88 A	Hartford	1	3
								112 A	Penn	3	4
								113 A	Army	0	3
								116 H	Bryant	1	2
								133 A	St. Francis Brooklyn	0	1
								134 H	Vermont	1	0
								135 A	UMass Lowell	1	0
								173 A	Robert Morris	0	2
								174 A	LIU Brooklyn	1	2
								176 A	NJIT	1	1
								186 H	Fairleigh Dickinson	2	2
								188 H	Stony Brook	1	0
								197 A	Yale	1	0
								204 H	Sacred Heart	1	0
LAST 10 GAMES											
				116 H	Bryant	1	2	176 A	NJIT	1	1
				83 A	Saint Francis (PA)	1	2	204 H	Sacred Heart	1	0
				173 A	Robert Morris	0	2	174 A	LIU Brooklyn	1	2
				133 A	St. Francis Brooklyn	0	1	23 A	Dartmouth	1	3
				186 H	Fairleigh Dickinson	2	2	88 A	Hartford	1	3

Non-Div. I Games:

Central Conn. St.

Average RPI Win:	144	WON-LOST	WINNING	LAST 10	STRENGTH OF	OPP. STRENGTH	TEAM	ADJ	CONF.	ADJ CONF.	
Average RPI Loss:	96	RECORD	PCT. RANK	GAMES	SCHEDULE	OF SCHEDULE	RPI	RPI	RPI	RPI	
DIV. I ONLY	3-14-1	.19444	192	2-7-1	85	156	182	.39548	182	11	11
DIV. I NON-CONF.	1-9-0	.1	201	0-2-0	99	186	183	.3955	184	13	13
TOTALS	RPI 1-25	RPI 26-50	W-L RECORDS		RPI 51-100	RPI 101-150		RPI 150+			
3-14-1	0-1-0	0-2-0	OVERALL		0-5-1	2-3-0		1-3-0			
2-4-1	0-0-0	0-0-0	HOME		0-2-1	1-1-0		1-1-0			
1-10-0	0-1-0	0-2-0	AWAY		0-3-0	1-2-0		0-2-0			
0-0-0	0-0-0	0-0-0	NEUTRAL		0-0-0	0-0-0		0-0-0			
1-9-0	0-0-0	0-1-0	NON-CONFERENCE		0-3-0	1-2-0		0-3-0			
1-2-0	0-0-0	0-0-0	HOME		0-1-0	1-0-0		1-1-0			
0-7-0	0-0-0	0-0-	AWAY		0-2-0	0-2-0		0-2-0			
0-0-0	0-0-0	0-0-0	NEUTRAL		0-0-0	0-0-0		0-0-0			
2-5-1	0-1-0	0-1-0	CONFERENCE		0-2-1	1-1-0		1-0-0			
1-2-1	0-0-0	0-0-0	HOME		0-1-1	0-1-0		1-0-0			
1-3-0	0-1-0	0-1-0	AWAY		0-1-0	1-0-0		0-0-0			
0-0-0	0-0-0	0-0-0	NEUTRAL		0-0-0	0-0-0		0-0-0			
RPI S	Opponent	Score	RPI S	Opponent	Score	RPI S	Opponent	Score	RPI S	Opponent	Score
22 A	Saint Louis	0 5	37 A	Davidson	1 4	51 A	Rhode Island	1 4	102 A	Santa Clara	0 2
			38 A	Boston U.	0 2	56 H	Harvard	2 3	109 A	Fordham	2 0
						74 H	Dayton	1 4	120 A	Cal Poly	0 1
						88 A	Hartford	1 2	125 H	Fairfield	2 1
						92 H	VCU	1 1	147 H	Saint Joseph's	0 1
						95 A	Utah Valley	1 5	152 A	San Jose St.	1 4
									164 H	New Hampshire	0 1
									194 A	UNC Asheville	1 2
									199 H	St. Bonaventure	3 0
LAST 10 GAMES											
199 H	St. Bonaventure	3 0	22 A	Saint Louis	0 5						
37 A	Davidson	1 4	74 H	Dayton	1 4						
194 A	UNC Asheville	1 2	92 H	VCU	1 1						
109 A	Fordham	2 0	88 A	Hartford	1 2						
51 A	Rhode Island	1 4	147 H	Saint Joseph's	0 1						

Non-Div. I Games:

Massachusetts

Average RPI Win: 166		WON-LOST	WINNING	LAST 10	STRENGTH OF	OPP. STRENGTH	TEAM	ADJ	CONF.	ADJ CONF.				
Average RPI Loss: 105		RECORD	PCT. RANK	GAMES	SCHEDULE	OF SCHEDULE	RPI	RPI	RPI	RPI				
DIV. I ONLY		3-13-1	.20588	191	1-8-1	99	188	184	.39457	183	18	18		
DIV. I NON-CONF.		3-8-0	.27273	173	1-4-0	70	191	176	.4225	169	15	15		
<hr/>														
TOTALS		RPI 1-25	RPI 26-50		W-L RECORDS		RPI 51-100		RPI 101-150		RPI 150+			
3-13-1		0-1-0	0-0-0		OVERALL		0-5-0		1-6-1		2-1-0			
3-4-1		0-0-0	0-0-0		HOME		0-2-0		1-2-1		2-0-0			
0-9-0		0-1-0	0-0-0		AWAY		0-3-0		0-4-0		0-1-0			
0-0-0		0-0-0	0-0-0		NEUTRAL		0-0-0		0-0-0		0-0-0			
3-8-0		0-1-0	0-0-0		NON-CONFERENCE		0-4-0		1-3-0		2-0-0			
3-2-0		0-0-0	0-0-0		HOME		0-1-0		1-1-0		2-0-0			
0-6-0		0-1-0	0-0-		AWAY		0-3-0		0-2-0		0-0-0			
0-0-0		0-0-0	0-0-0		NEUTRAL		0-0-0		0-0-0		0-0-0			
0-5-1		0-0-0	0-0-0		CONFERENCE		0-1-0		0-3-1		0-1-0			
0-2-1		0-0-0	0-0-0		HOME		0-1-0		0-1-1		0-0-0			
0-3-0		0-0-0	0-0-0		AWAY		0-0-0		0-2-0		0-1-0			
0-0-0		0-0-0	0-0-0		NEUTRAL		0-0-0		0-0-0		0-0-0			
RPI	S	Opponent	Score		RPI	S	Opponent	Score		RPI	S	Opponent	Score	
22	A	Saint Louis	0	2						62	A	San Francisco	0	2
										65	A	St. Mary's (CA)	1	3
										76	H	Missouri St.	0	1
										90	A	SMU	0	7
										97	H	Lipscomb	2	3
										108	H	SIUE	1	3
										114	H	Memphis	0	1
										127	A	UMKC	0	1
										130	H	Loyola Chicago	1	1
										142	A	Bradley	0	1
										143	A	Oral Roberts	0	3
										143	H	Oral Roberts	4	2
										144	A	Evansville	0	3
										154	H	Incarnate Word	2	1
										171	A	Drake	1	2
										202	H	Eastern Ill.	2	0
LAST 10 GAMES														
143	A	Oral Roberts	0	3	142	A	Bradley	0	1					
171	A	Drake	1	2	90	A	SMU	0	7					
143	H	Oral Roberts	4	2	108	H	SIUE	1	3					
130	H	Loyola Chicago	1	1	144	A	Evansville	0	3					
97	H	Lipscomb	2	3	114	H	Memphis	0	1					

Non-Div. I Games:

Central Ark.

UCF

Average RPI Win: 178		WON-LOST	WINNING	LAST 10	STRENGTH OF		OPP. STRENGTH	TEAM	ADJ		CONF.	ADJ CONF.			
Average RPI Loss: 81		RECORD	PCT. RANK	GAMES	SCHEDULE		OF SCHEDULE	RPI	RPI		RPI	RPI			
DIV. I ONLY		2-10-6	.27778	180	1-5-4		145	99	183		.3941	184			
DIV. I NON-CONF.		1-6-2	.22222	183	0-1-1		177	65	187		.37991	187			
TOTALS		RPI 1-25	RPI 26-50		W-L RECORDS		RPI 51-100		RPI 101-150		RPI 150+				
2-10-6		0-2-0	0-2-1		OVERALL		0-2-1		0-3-2		2-1-2				
1-3-3		0-0-0	0-1-0		HOME		0-1-1		0-1-2		1-0-0				
1-7-2		0-2-0	0-1-1		AWAY		0-1-0		0-2-0		1-1-1				
0-0-1		0-0-0	0-0-0		NEUTRAL		0-0-0		0-0-0		0-0-1				
1-6-2		0-2-0	0-1-0		NON-CONFERENCE		0-0-0		0-2-1		1-1-1				
1-1-1		0-0-0	0-0-0		HOME		0-0-0		0-1-1		1-0-0				
0-5-0		0-2-0	0-0-		AWAY		0-0-0		0-1-0		0-1-0				
0-0-1		0-0-0	0-0-0		NEUTRAL		0-0-0		0-0-0		0-0-1				
1-4-4		0-0-0	0-1-1		CONFERENCE		0-2-1		0-1-1		1-0-1				
0-2-2		0-0-0	0-1-0		HOME		0-1-1		0-0-1		0-0-0				
1-2-2		0-0-0	0-0-1		AWAY		0-1-0		0-1-0		1-0-1				
0-0-0		0-0-0	0-0-0		NEUTRAL		0-0-0		0-0-0		0-0-0				
RPI S	Opponent	Score		RPI S	Opponent	Score		RPI S	Opponent	Score		RPI S	Opponent	Score	
16 A	Indiana	2	4	26 A	Akron	1	2	63 H	UConn	0	1	114 A	Memphis	2	3
24 A	Oregon St.	0	1	40 A	Tulsa	1	1	90 A	SMU	0	4	114 H	Memphis	1	1
				48 H	South Fla.	0	1	90 H	SMU	1	1	119 H	FGCU	0	0
												121 A	FIU	1	2
												138 H	North Florida	0	1
												160 N	Col. of Charleston	1	1
												165 A	Cincinnati	3	2
												168 A	Portland	0	1
												191 H	Fla. Atlantic	1	0
												192 A	Temple	1	1
LAST 10 GAMES															
90 A	SMU	0	4	63 H	UConn	0	1	119 H	FGCU	0	0	121 A	FIU	1	2
40 A	Tulsa	1	1	114 A	Memphis	2	3	165 A	Cincinnati	3	2	192 A	Temple	1	1
165 A	Cincinnati	3	2	90 H	SMU	1	1								
48 H	South Fla.	0	1												

Non-Div. I Games:

UCF

Average RPI Win:	151	WON-LOST	WINNING	LAST 10	STRENGTH OF	OPP. STRENGTH	TEAM	ADJ	CONF.	ADJ CONF.	
Average RPI Loss:	111	RECORD	PCT. RANK	GAMES	SCHEDULE	OF SCHEDULE	RPI	RPI	RPI	RPI	
DIV. I ONLY	2-12-2	.1875	193	1-8-1	105	178	187	.38222	185	15	15
DIV. I NON-CONF.	1-4-1	.25	176	0-0-0	123	193	188	.38365	185	21	21
TOTALS	RPI 1-25	RPI 26-50	W-L RECORDS	RPI 51-100	RPI 101-150	RPI 150+					
2-12-2	0-0-0	0-0-0	OVERALL	0-4-1	1-6-0	1-2-1					
0-6-0	0-0-0	0-0-0	HOME	0-1-0	0-3-0	0-2-0					
2-6-2	0-0-0	0-0-0	AWAY	0-3-1	1-3-0	1-0-1					
0-0-0	0-0-0	0-0-0	NEUTRAL	0-0-0	0-0-0	0-0-0					
1-4-1	0-0-0	0-0-0	NON-CONFERENCE	0-2-0	1-1-0	0-1-1					
0-1-0	0-0-0	0-0-0	HOME	0-0-0	0-0-0	0-1-0					
1-3-1	0-0-0	0-0-	AWAY	0-2-0	1-1-0	0-0-1					
0-0-0	0-0-0	0-0-0	NEUTRAL	0-0-0	0-0-0	0-0-0					
1-8-1	0-0-0	0-0-0	CONFERENCE	0-2-1	0-5-0	1-1-0					
0-5-0	0-0-0	0-0-0	HOME	0-1-0	0-3-0	0-1-0					
1-3-1	0-0-0	0-0-0	AWAY	0-1-1	0-2-0	1-0-0					
0-0-0	0-0-0	0-0-0	NEUTRAL	0-0-0	0-0-0	0-0-0					
RPI S Opponent Score	RPI S Opponent Score	RPI S Opponent Score	RPI S Opponent Score	RPI S Opponent Score	RPI S Opponent Score	RPI S Opponent Score					
				56 A Harvard 0 3	105 H Iona 1 3						
				66 A Monmouth 0 1	106 H Canisius 0 1						
				80 A Lehigh 1 2	109 A Fordham 1 3						
				81 A Quinnipiac 1 1	115 H Rider 0 1						
				94 H Siena 0 1	125 A Fairfield 2 3						
					133 A St. Francis Brooklyn 1 0						
					150 A Marist 0 2						
					151 H La Salle 0 1						
					169 A Niagara 5 0						
					180 H Saint Peter's 0 1						
					197 A Yale 0 0						
LAST 10 GAMES											
105 H Iona 1 3	115 H Rider 0 1										
169 A Niagara 5 0	125 A Fairfield 2 3										
180 H Saint Peter's 0 1	94 H Siena 0 1										
106 H Canisius 0 1	66 A Monmouth 0 1										
81 A Quinnipiac 1 1	150 A Marist 0 2										

Non-Div. I Games:

Manhattan

Average RPI Win:	154	WON-LOST	WINNING	LAST 10	STRENGTH OF	OPP. STRENGTH	TEAM	ADJ	CONF.	ADJ CONF.	
Average RPI Loss:	108	RECORD	PCT. RANK	GAMES	SCHEDULE	OF SCHEDULE	RPI	RPI	RPI	RPI	
DIV. I ONLY	4-12-2	.27778	180	3-6-1	188	174	190	.37723	186	23	23
DIV. I NON-CONF.	2-8-1	.22727	180	1-2-0	158	132	184	.39703	183	22	22
<hr/>											
TOTALS	RPI 1-25	RPI 26-50	W-L RECORDS		RPI 51-100	RPI 101-150		RPI 150+			
4-12-2	0-0-0	1-0-0	OVERALL		0-5-0	0-6-0		3-1-2			
3-5-0	0-0-0	1-0-0	HOME		0-2-0	0-3-0		2-0-0			
1-7-2	0-0-0	0-0-0	AWAY		0-3-0	0-3-0		1-1-2			
0-0-0	0-0-0	0-0-0	NEUTRAL		0-0-0	0-0-0		0-0-0			
2-8-1	0-0-0	1-0-0	NON-CONFERENCE		0-4-0	0-4-0		1-0-1			
1-3-0	0-0-0	1-0-0	HOME		0-1-0	0-2-0		0-0-0			
1-5-1	0-0-0	0-0-	AWAY		0-3-0	0-2-0		1-0-1			
0-0-0	0-0-0	0-0-0	NEUTRAL		0-0-0	0-0-0		0-0-0			
2-4-1	0-0-0	0-0-0	CONFERENCE		0-1-0	0-2-0		2-1-1			
2-2-0	0-0-0	0-0-0	HOME		0-1-0	0-1-0		2-0-0			
0-2-1	0-0-0	0-0-0	AWAY		0-0-0	0-1-0		0-1-1			
0-0-0	0-0-0	0-0-0	NEUTRAL		0-0-0	0-0-0		0-0-0			
RPI	S	Opponent	Score	RPI	S	Opponent	Score	RPI	S	Opponent	Score
				42	H	Princeton	3 2	60	A	Cornell	0 2
								75	H	Hofstra	1 2
								80	A	Lehigh	0 4
								83	H	Saint Francis (PA)	1 2
								92	A	VCU	0 3
								103	A	William & Mary	1 2
								105	H	Iona	0 2
								116	H	Bryant	1 2
								131	A	Colgate	1 3
								133	A	St. Francis Brooklyn	0 1
								148	H	Drexel	0 3
								173	H	Robert Morris	3 2
								174	A	LIU Brooklyn	0 1
								181	A	Central Conn. St.	2 2
								188	A	Stony Brook	0 0
								197	A	Yale	3 1
								204	H	Sacred Heart	1 0
<hr/>											
LAST 10 GAMES											
				204	H	Sacred Heart	1 0	181	A	Central Conn. St.	2 2
				116	H	Bryant	1 2	173	H	Robert Morris	3 2
				133	A	St. Francis Brooklyn	0 1	83	H	Saint Francis (PA)	1 2
				174	A	LIU Brooklyn	0 1	197	A	Yale	3 1
				80	A	Lehigh	0 4	148	H	Drexel	0 3

Non-Div. I Games:

Fairleigh Dickinson

Average RPI Win:	178	WON-LOST	WINNING	LAST 10	STRENGTH OF	OPP. STRENGTH	TEAM	ADJ	CONF.	ADJ CONF.	
Average RPI Loss:	132	RECORD	PCT. RANK	GAMES	SCHEDULE	OF SCHEDULE	RPI	RPI	RPI	RPI	
DIV. I ONLY	4-12-0	.25	185	3-7-0	153	202	185	.37645	187	22	22
DIV. I NON-CONF.	3-7-0	.3	165	2-2-0	155	194	185	.38277	186	23	23
TOTALS	RPI 1-25	RPI 26-50	W-L RECORDS	RPI 51-100	RPI 101-150	RPI 150+					
4-12-0	0-0-0	0-1-0	OVERALL	0-2-0	0-4-0	4-5-0					
4-4-0	0-0-0	0-0-0	HOME	0-1-0	0-2-0	4-1-0					
0-6-0	0-0-0	0-1-0	AWAY	0-0-0	0-1-0	0-4-0					
0-2-0	0-0-0	0-0-0	NEUTRAL	0-1-0	0-1-0	0-0-0					
3-7-0	0-0-0	0-1-0	NON-CONFERENCE	0-1-0	0-2-0	3-3-0					
3-2-0	0-0-0	0-0-0	HOME	0-0-0	0-1-0	3-1-0					
0-3-0	0-0-0	0-0-	AWAY	0-0-0	0-0-0	0-2-0					
0-2-0	0-0-0	0-0-0	NEUTRAL	0-1-0	0-1-0	0-0-0					
1-5-0	0-0-0	0-0-0	CONFERENCE	0-1-0	0-2-0	1-2-0					
1-2-0	0-0-0	0-0-0	HOME	0-1-0	0-1-0	1-0-0					
0-3-0	0-0-0	0-0-0	AWAY	0-0-0	0-1-0	0-2-0					
0-0-0	0-0-0	0-0-0	NEUTRAL	0-0-0	0-0-0	0-0-0					
RPI S	Opponent	Score	RPI S	Opponent	Score	RPI S	Opponent	Score	RPI S	Opponent	Score
			37 A	Davidson	0 2	74 N	Dayton	0 3	110 H	Wofford	1 3
						97 H	Lipscomb	0 2	119 H	FGCU	1 3
									134 N	Vermont	2 3
									138 A	North Florida	0 2
									158 A	Stetson	0 1
									167 H	Campbell	1 0
									172 A	Georgia St.	0 1
									175 H	Northern Ky.	2 0
									176 H	NJIT	2 3
									177 H	Ga. Southern	3 0
									178 A	Appalachian St.	1 2
									191 H	Fla. Atlantic	2 0
									195 A	USC Upstate	0 2
			LAST 10 GAMES								
			97 H	Lipscomb	0 2	178 A	Appalachian St.	1 2			
			195 A	USC Upstate	0 2	138 A	North Florida	0 2			
			158 A	Stetson	0 1	119 H	FGCU	1 3			
			172 A	Georgia St.	0 1	177 H	Ga. Southern	3 0			
			175 H	Northern Ky.	2 0	167 H	Campbell	1 0			

Non-Div. I Games:

Jacksonville

Average RPI Win:	152	WON-LOST	WINNING	LAST 10	STRENGTH OF	OPP. STRENGTH	TEAM	ADJ	CONF.	ADJ CONF.	
Average RPI Loss:	99	RECORD	PCT. RANK	GAMES	SCHEDULE	OF SCHEDULE	RPI	RPI	RPI	RPI	
DIV. I ONLY	4-13-2	.26316	184	2-7-1	176	163	186	.37465	188	17	17
DIV. I NON-CONF.	2-8-1	.22727	180	0-2-0	131	167	180	.39982	182	14	14
<hr/>											
TOTALS	RPI 1-25	RPI 26-50		W-L RECORDS		RPI 51-100		RPI 101-150		RPI 150+	
4-13-2	0-0-0	0-1-0		OVERALL		1-7-0		0-3-0		3-2-2	
2-4-1	0-0-0	0-1-0		HOME		1-2-0		0-1-0		1-0-1	
2-8-1	0-0-0	0-0-0		AWAY		0-5-0		0-1-0		2-2-1	
0-1-0	0-0-0	0-0-0		NEUTRAL		0-0-0		0-1-0		0-0-0	
<hr/>											
2-8-1	0-0-0	0-0-0		NON-CONFERENCE		1-6-0		0-1-0		1-1-1	
1-2-1	0-0-0	0-0-0		HOME		1-2-0		0-0-0		0-0-1	
1-5-0	0-0-0	0-0-		AWAY		0-4-0		0-0-0		1-1-0	
0-1-0	0-0-0	0-0-0		NEUTRAL		0-0-0		0-1-0		0-0-0	
<hr/>											
2-5-1	0-0-0	0-1-0		CONFERENCE		0-1-0		0-2-0		2-1-1	
1-2-0	0-0-0	0-1-0		HOME		0-0-0		0-1-0		1-0-0	
1-3-1	0-0-0	0-0-0		AWAY		0-1-0		0-1-0		1-1-1	
0-0-0	0-0-0	0-0-0		NEUTRAL		0-0-0		0-0-0		0-0-0	
<hr/>											
RPI S	Opponent	Score	RPI S	Opponent	Score	RPI S	Opponent	Score	RPI S	Opponent	Score
			28 H	UMBC	0 2	51 A	Rhode Island	0 3	114 N	Memphis	0 1
						56 A	Harvard	0 2	134 A	Vermont	0 2
						63 A	UConn	0 3	135 H	UMass Lowell	1 2
						80 H	Lehigh	3 0	161 A	Albany (NY)	3 2
						85 H	Villanova	0 1	164 H	New Hampshire	1 0
						87 H	Northeastern	2 3	179 A	Binghamton	1 5
						88 A	Hartford	0 1	179 A	Binghamton	1 1
						90 A	SMU	1 3	181 A	Central Conn. St.	0 1
									186 H	Fairleigh Dickinson	0 0
									204 A	Sacred Heart	4 2
<hr/>											
LAST 10 GAMES											
	179 A	Binghamton	1	1		135 H	UMass Lowell	1	2		
	28 H	UMBC	0	2		88 A	Hartford	0	1		
	179 A	Binghamton	1	5		134 A	Vermont	0	2		
	56 A	Harvard	0	2		85 H	Villanova	0	1		
	161 A	Albany (NY)	3	2		164 H	New Hampshire	1	0		

Non-Div. I Games:

Stony Brook

Average RPI Win:	146	WON-LOST RECORD	WINNING PCT. RANK	LAST 10 GAMES	STRENGTH OF SCHEDULE	OPP. STRENGTH OF SCHEDULE	TEAM RPI	ADJ RPI	CONF. RPI	ADJ CONF. RPI	
DIV. I ONLY		5-9-3	.38235 149	3-6-1	205	134	189	.37297 189	19	19	
DIV. I NON-CONF.		3-4-2	.44444 134	1-1-0	204	106	193	.36372 191	17	17	
<hr/>											
TOTALS	RPI 1-25	RPI 26-50		W-L RECORDS		RPI 51-100		RPI 101-150		RPI 150+	
5-9-3	0-0-0	0-0-0		OVERALL		1-2-0		1-5-1		3-2-2	
2-4-1	0-0-0	0-0-0		HOME		1-1-0		0-3-0		1-0-1	
3-5-2	0-0-0	0-0-0		AWAY		0-1-0		1-2-1		2-2-1	
0-0-0	0-0-0	0-0-0		NEUTRAL		0-0-0		0-0-0		0-0-0	
<hr/>											
3-4-2	0-0-0	0-0-0		NON-CONFERENCE		0-1-0		1-2-1		2-1-1	
1-2-0	0-0-0	0-0-0		HOME		0-1-0		0-1-0		1-0-0	
2-2-2	0-0-0	0-0-		AWAY		0-0-0		1-1-1		1-1-1	
0-0-0	0-0-0	0-0-0		NEUTRAL		0-0-0		0-0-0		0-0-0	
<hr/>											
2-5-1	0-0-0	0-0-0		CONFERENCE		1-1-0		0-3-0		1-1-1	
1-2-1	0-0-0	0-0-0		HOME		1-0-0		0-2-0		0-0-1	
1-3-0	0-0-0	0-0-0		AWAY		0-1-0		0-1-0		1-1-0	
0-0-0	0-0-0	0-0-0		NEUTRAL		0-0-0		0-0-0		0-0-0	
<hr/>											
RPI S	Opponent	Score	RPI S	Opponent	Score	RPI S	Opponent	Score	RPI S	Opponent	Score
						72 A	Oakland	0 2	104 H	Wright St.	0 1
						93 H	Valparaiso	2 1	117 A	Western Ill.	1 0
						100 H	Western Mich.	1 2	124 A	Detroit	0 3
									126 H	Ill.-Chicago	0 3
									129 H	DePaul	3 4
									137 A	Wisconsin	0 1
									145 A	Northern Ill.	2 2
									157 A	Cleveland St.	2 1
									159 H	Milwaukee	2 2
									162 H	Grand Canyon	1 0
									166 A	IPFW	0 0
									171 A	Drake	1 3
									196 A	Belmont	1 2
									202 A	Eastern Ill.	2 1
			LAST 10 GAMES								
			157 A Cleveland St.			2 1	126 H Ill.-Chicago			0 3	
			93 H Valparaiso			2 1	124 A Detroit			0 3	
			196 A Belmont			1 2	137 A Wisconsin			0 1	
			202 A Eastern Ill.			2 1	72 A Oakland			0 2	
			104 H Wright St.			0 1	159 H Milwaukee			2 2	

Non-Div. I Games:	Viterbo	8	0
-------------------	---------	---	---

Green Bay

Average RPI Win:		194	WON-LOST RECORD		WINNING PCT. RANK		LAST 10 GAMES		STRENGTH OF SCHEDULE		OPP. STRENGTH OF SCHEDULE		TEAM RPI		ADJ RPI		CONF. RPI		ADJ CONF. RPI				
Average RPI Loss:		91																					
DIV. I ONLY			4-14-1		.23684 188		3-7-0		162		166		188		.37115 190		21		20				
DIV. I NON-CONF.			1-7-1		.16667 190		0-2-0		156		160		186		.37664 188		18		19				
TOTALS		RPI 1-25		RPI 26-50		W-L RECORDS		RPI 51-100		RPI 101-150		RPI 150+											
4-14-1		0-3-0		0-2-0		OVERALL		0-3-0		0-3-0		4-3-1											
2-5-1		0-0-0		0-1-0		HOME		0-0-0		0-2-0		2-2-1											
2-9-0		0-3-0		0-1-0		AWAY		0-3-0		0-1-0		2-1-0											
0-0-0		0-0-0		0-0-0		NEUTRAL		0-0-0		0-0-0		0-0-0											
1-7-1		0-1-0		0-0-0		NON-CONFERENCE		0-3-0		0-1-0		1-2-1											
0-3-1		0-0-0		0-0-0		HOME		0-0-0		0-1-0		0-2-1											
1-4-0		0-1-0		0-0-		AWAY		0-3-0		0-0-0		1-0-0											
0-0-0		0-0-0		0-0-0		NEUTRAL		0-0-0		0-0-0		0-0-0											
3-7-0		0-2-0		0-2-0		CONFERENCE		0-0-0		0-2-0		3-1-0											
2-2-0		0-0-0		0-1-0		HOME		0-0-0		0-1-0		2-0-0											
1-5-0		0-2-0		0-1-0		AWAY		0-0-0		0-1-0		1-1-0											
0-0-0		0-0-0		0-0-0		NEUTRAL		0-0-0		0-0-0		0-0-0											
RPI	S	Opponent		Score		RPI	S	Opponent		Score		RPI	S	Opponent		Score							
20	A	Old Dominion		0	2	39	A	Winthrop		2	3	57	A	Navy		0	2	101	A	High Point 2 3			
21	A	Coastal Caro.		1	2	46	H	Radford		0	5	77	A	Virginia Tech		1	4	118	H	Liberty 0 1			
21	A	Coastal Caro.		0	7							97	A	Lipscomb		1	3	139	H	George Washington 2 3			
																		153	H	UNC Greensboro 2 2			
																		163	H	Pittsburgh 0 1			
																		167	H	Campbell 4 2			
																		178	H	Appalachian St. 2 3			
																		194	A	UNC Asheville 0 1			
																		200	H	Gardner-Webb 3 1			
																		203	A	VMI 1 0			
																		205	A	Presbyterian 4 1			
LAST 10 GAMES																							
		21 A Coastal Caro.		1	2			97 A Lipscomb		1	3												
		21 A Coastal Caro.		0	7			118 H Liberty		0	1												
		200 H Gardner-Webb		3	1			205 A Presbyterian		4	1												
		194 A UNC Asheville		0	1			167 H Campbell		4	2												
		178 H Appalachian St.		2	3			101 A High Point		2	3												

Non-Div. I Games:

Longwood

Average RPI Win: 155		WON-LOST	WINNING	LAST 10	STRENGTH OF		OPP. STRENGTH	TEAM	ADJ		CONF.	ADJ CONF.
Average RPI Loss: 101		RECORD	PCT. RANK	GAMES	SCHEDULE		OF SCHEDULE	RPI	RPI		RPI	RPI
DIV. I ONLY		1-13-2	.125	199	1-8-1		93	130	192		.36871	191
DIV. I NON-CONF.		0-7-1	.0625	202	0-2-0		161	203	199		.32924	199
TOTALS		RPI 1-25	RPI 26-50		W-L RECORDS		RPI 51-100		RPI 101-150		RPI 150+	
1-13-2		0-2-0	0-2-1		OVERALL		0-2-0		0-3-0		1-4-1	
0-3-2		0-0-0	0-2-1		HOME		0-1-0		0-0-0		0-0-1	
1-9-0		0-2-0	0-0-0		AWAY		0-0-0		0-3-0		1-4-0	
0-1-0		0-0-0	0-0-0		NEUTRAL		0-1-0		0-0-0		0-0-0	
0-7-1		0-0-0	0-0-0		NON-CONFERENCE		0-1-0		0-2-0		0-4-1	
0-0-1		0-0-0	0-0-0		HOME		0-0-0		0-0-0		0-0-1	
0-6-0		0-0-0	0-0-		AWAY		0-0-0		0-2-0		0-4-0	
0-1-0		0-0-0	0-0-0		NEUTRAL		0-1-0		0-0-0		0-0-0	
1-6-1		0-2-0	0-2-1		CONFERENCE		0-1-0		0-1-0		1-0-0	
0-3-1		0-0-0	0-2-1		HOME		0-1-0		0-0-0		0-0-0	
1-3-0		0-2-0	0-0-0		AWAY		0-0-0		0-1-0		1-0-0	
0-0-0		0-0-0	0-0-0		NEUTRAL		0-0-0		0-0-0		0-0-0	
RPI S	Opponent	Score	RPI S	Opponent	Score	RPI S	Opponent	Score	RPI S	Opponent	Score	
9 A	Charlotte	1 4	30 H	UAB	0 3	54 H	South Carolina	3 4	119 A	FGCU	0 1	
20 A	Old Dominion	1 2	35 H	New Mexico	0 2	86 N	Mercer	0 3	121 A	FIU	0 2	
			41 H	Kentucky	0 0				138 A	North Florida	2 5	
									155 A	Marshall	3 0	
									158 A	Stetson	0 4	
									158 H	Stetson	1 1	
									177 A	Ga. Southern	4 5	
									184 A	UCF	0 1	
									187 A	Jacksonville	0 2	
LAST 10 GAMES												
			30 H	UAB	0 3		54 H	South Carolina	3 4			
			158 A	Stetson	0 4		20 A	Old Dominion	1 2			
			9 A	Charlotte	1 4		35 H	New Mexico	0 2			
			121 A	FIU	0 2		155 A	Marshall	3 0			
			119 A	FGCU	0 1		41 H	Kentucky	0 0			

Non-Div. I Games:

Fla. Atlantic

Average RPI Win:	147	WON-LOST	WINNING	LAST 10	STRENGTH OF	OPP. STRENGTH	TEAM	ADJ	CONF.	ADJ CONF.	
Average RPI Loss:	122	RECORD	PCT. RANK	GAMES	SCHEDULE	OF SCHEDULE	RPI	RPI	RPI	RPI	
DIV. I ONLY	3-11-2	.25	185	2-8-0	174	185	191	.36184	193	14	14
DIV. I NON-CONF.	1-3-2	.33333	157	0-0-0	180	202	192	.36111	194	16	16
<hr/>											
TOTALS	RPI 1-25	RPI 26-50		W-L RECORDS	RPI 51-100		RPI 101-150		RPI 150+		
3-11-2	0-0-0	0-1-0		OVERALL	0-3-0		2-3-1		1-4-1		
1-5-1	0-0-0	0-0-0		HOME	0-1-0		1-2-1		0-2-0		
1-6-1	0-0-0	0-1-0		AWAY	0-2-0		1-1-0		0-2-1		
1-0-0	0-0-0	0-0-0		NEUTRAL	0-0-0		0-0-0		1-0-0		
<hr/>											
1-3-2	0-0-0	0-0-0		NON-CONFERENCE	0-1-0		0-2-1		1-0-1		
0-1-1	0-0-0	0-0-0		HOME	0-0-0		0-1-1		0-0-0		
0-2-1	0-0-0	0-0-		AWAY	0-1-0		0-1-0		0-0-1		
1-0-0	0-0-0	0-0-0		NEUTRAL	0-0-0		0-0-0		1-0-0		
<hr/>											
2-8-0	0-0-0	0-1-0		CONFERENCE	0-2-0		2-1-0		0-4-0		
1-4-0	0-0-0	0-0-0		HOME	0-1-0		1-1-0		0-2-0		
1-4-0	0-0-0	0-1-0		AWAY	0-1-0		1-0-0		0-2-0		
0-0-0	0-0-0	0-0-0		NEUTRAL	0-0-0		0-0-0		0-0-0		
<hr/>											
RPI S	Opponent	Score	RPI S	Opponent	Score	RPI S	Opponent	Score	RPI S	Opponent	Score
			49 A	Seattle	1 3	61 H	UNLV	2 3	122 H	Air Force	2 1
						95 A	Utah Valley	0 3	123 A	Bakersfield	3 1
						97 A	Lipscomb	1 4	127 H	UMKC	1 3
									143 A	Oral Roberts	3 4
									143 H	Oral Roberts	1 1
									146 H	IUPUI	1 3
									152 A	San Jose St.	1 3
									154 A	Incarnate Word	0 3
									154 H	Incarnate Word	0 2
									162 H	Grand Canyon	1 2
									171 A	Drake	2 2
									196 N	Belmont	4 0
<hr/>											
LAST 10 GAMES											
			122 H	Air Force	2 1	162 H	Grand Canyon	1 2			
			127 H	UMKC	1 3	123 A	Bakersfield	3 1			
			95 A	Utah Valley	0 3	152 A	San Jose St.	1 3			
			49 A	Seattle	1 3	154 H	Incarnate Word	0 2			
			61 H	UNLV	2 3	154 A	Incarnate Word	0 3			

Non-Div. I Games:

Houston Baptist

Average RPI Win: 186		WON-LOST RECORD		WINNING PCT. RANK		LAST 10 GAMES		STRENGTH OF SCHEDULE		OPP. STRENGTH OF SCHEDULE		TEAM RPI		ADJ RPI		CONF. RPI		ADJ CONF. RPI	
DIV. I ONLY		4-9-3		.34375 165		4-4-2		203		191		193		.35974 194		21		20	
DIV. I NON-CONF.		1-4-1		.25 176		1-1-0		205		201		200		.32853 200		18		19	
TOTALS		RPI 1-25		RPI 26-50		W-L RECORDS		RPI 51-100		RPI 101-150		RPI 150+							
4-9-3		0-1-0		0-1-1		OVERALL		0-1-0		0-3-0		4-3-2							
2-2-3		0-0-0		0-1-1		HOME		0-0-0		0-0-0		2-1-2							
2-6-0		0-1-0		0-0-0		AWAY		0-0-0		0-3-0		2-2-0							
0-1-0		0-0-0		0-0-0		NEUTRAL		0-1-0		0-0-0		0-0-0							
1-4-1		0-0-0		0-0-0		NON-CONFERENCE		0-1-0		0-0-0		1-3-1							
1-1-1		0-0-0		0-0-0		HOME		0-0-0		0-0-0		1-1-1							
0-2-0		0-0-0		0-0-		AWAY		0-0-0		0-0-0		0-2-0							
0-1-0		0-0-0		0-0-0		NEUTRAL		0-1-0		0-0-0		0-0-0							
3-5-2		0-1-0		0-1-1		CONFERENCE		0-0-0		0-3-0		3-0-1							
1-1-2		0-0-0		0-1-1		HOME		0-0-0		0-0-0		1-0-1							
2-4-0		0-1-0		0-0-0		AWAY		0-0-0		0-3-0		2-0-0							
0-0-0		0-0-0		0-0-0		NEUTRAL		0-0-0		0-0-0		0-0-0							
RPI S	Opponent	Score		RPI S	Opponent	Score		RPI S	Opponent	Score		RPI S	Opponent	Score					
21	A Coastal Caro.	0	4	39	H Winthrop	1	1	86	N Mercer	0	3	101	A High Point	0	2				
				46	H Radford	0	1					101	A High Point	0	3				
												118	A Liberty	1	3				
												167	A Campbell	2	0				
												175	A Northern Ky.	0	2				
												177	A Ga. Southern	0	3				
												182	H Massachusetts	2	1				
												190	H Longwood	1	0				
												195	H USC Upstate	3	3				
												200	H Gardner-Webb	1	1				
												203	H VMI	0	1				
												205	A Presbyterian	1	0				
				LAST 10 GAMES															
				101	A High Point	0	2	118	A Liberty	1	3								
				167	A Campbell	2	0	175	A Northern Ky.	0	2								
				205	A Presbyterian	1	0	39	H Winthrop	1	1								
				190	H Longwood	1	0	21	A Coastal Caro.	0	4								
				182	H Massachusetts	2	1	200	H Gardner-Webb	1	1								

Non-Div. I Games: Brevard 2 1

UNC Asheville

Average RPI Win:		193	WON-LOST RECORD		WINNING PCT. RANK		LAST 10 GAMES		STRENGTH OF SCHEDULE		OPP. STRENGTH OF SCHEDULE		TEAM RPI		ADJ RPI		CONF. RPI		ADJ CONF. RPI	
DIV. I ONLY			4-10-1		.3 178		3-7-0		198		205		194		.35823 195		22		22	
DIV. I NON-CONF.			2-5-1		.3125 161		1-2-0		199		204		198		.34196 198		23		23	
TOTALS		RPI 1-25		RPI 26-50			W-L RECORDS			RPI 51-100			RPI 101-150			RPI 150+				
4-10-1		0-0-0		0-1-0			OVERALL			0-1-0			0-5-0			4-3-1				
3-3-0		0-0-0		0-0-0			HOME			0-0-0			0-1-0			3-2-0				
1-5-1		0-0-0		0-1-0			AWAY			0-1-0			0-2-0			1-1-1				
0-2-0		0-0-0		0-0-0			NEUTRAL			0-0-0			0-2-0			0-0-0				
2-5-1		0-0-0		0-1-0			NON-CONFERENCE			0-0-0			0-2-0			2-2-1				
1-2-0		0-0-0		0-0-0			HOME			0-0-0			0-0-0			1-2-0				
1-2-1		0-0-0		0-0-			AWAY			0-0-0			0-1-0			1-0-1				
0-1-0		0-0-0		0-0-0			NEUTRAL			0-0-0			0-1-0			0-0-0				
2-5-0		0-0-0		0-0-0			CONFERENCE			0-1-0			0-3-0			2-1-0				
2-1-0		0-0-0		0-0-0			HOME			0-0-0			0-1-0			2-0-0				
0-3-0		0-0-0		0-0-0			AWAY			0-1-0			0-1-0			0-1-0				
0-1-0		0-0-0		0-0-0			NEUTRAL			0-0-0			0-1-0			0-0-0				
RPI	S	Opponent		Score		RPI	S	Opponent		Score		RPI	S	Opponent		Score				
				39	A	Winthrop		3	5	97	A	Lipscomb		1	2	110	A	Wofford	2	3
																118	N	Liberty	1	3
																119	A	FGCU	0	1
																138	H	North Florida	0	3
																138	N	North Florida	0	5
																158	A	Stetson	2	3
																175	H	Northern Ky.	2	1
																178	H	Appalachian St.	1	3
																187	H	Jacksonville	2	0
																194	A	UNC Asheville	3	3
																200	H	Gardner-Webb	0	1
																203	A	VMI	2	0
																205	H	Presbyterian	2	0
LAST 10 GAMES																				
				138	N	North Florida		0	5	138	H	North Florida		0	3					
				119	A	FGCU		0	1	97	A	Lipscomb		1	2					
				187	H	Jacksonville		2	0	178	H	Appalachian St.		1	3					
				175	H	Northern Ky.		2	1	110	A	Wofford		2	3					
				158	A	Stetson		2	3	205	H	Presbyterian		2	0					

Non-Div. I Games:

USC Upstate

Average RPI Win: 187		WON-LOST	WINNING	LAST 10	STRENGTH OF		OPP. STRENGTH	TEAM	ADJ	CONF.	ADJ CONF.
Average RPI Loss: 113		RECORD	PCT. RANK	GAMES	SCHEDULE		OF SCHEDULE	RPI	RPI	RPI	RPI
DIV. I ONLY		3-15-0	.16667	194	2-8-0		181	175	196	.35781	196
DIV. I NON-CONF.		2-8-0	.2	184	1-1-0		173	159	194	.3616	193
TOTALS		RPI 1-25	RPI 26-50		W-L RECORDS		RPI 51-100		RPI 101-150		RPI 150+
3-15-0	0-0-0	0-1-0		OVERALL		0-5-0		0-6-0		3-3-0	
2-4-0	0-0-0	0-0-0		HOME		0-2-0		0-1-0		2-1-0	
1-9-0	0-0-0	0-1-0		AWAY		0-3-0		0-4-0		1-1-0	
0-2-0	0-0-0	0-0-0		NEUTRAL		0-0-0		0-1-0		0-1-0	
2-8-0	0-0-0	0-1-0		NON-CONFERENCE		0-3-0		0-3-0		2-1-0	
1-1-0	0-0-0	0-0-0		HOME		0-1-0		0-0-0		1-0-0	
1-5-0	0-0-0	0-0-		AWAY		0-2-0		0-2-0		1-0-0	
0-2-0	0-0-0	0-0-0		NEUTRAL		0-0-0		0-1-0		0-1-0	
1-7-0	0-0-0	0-0-0		CONFERENCE		0-2-0		0-3-0		1-2-0	
1-3-0	0-0-0	0-0-0		HOME		0-1-0		0-1-0		1-1-0	
0-4-0	0-0-0	0-0-0		AWAY		0-1-0		0-2-0		0-1-0	
0-0-0	0-0-0	0-0-0		NEUTRAL		0-0-0		0-0-0		0-0-0	
RPI S	Opponent	Score	RPI S	Opponent	Score	RPI S	Opponent	Score	RPI S	Opponent	Score
			41 A	Kentucky	0 2	54 A	South Carolina	0 1	104 A	Wright St.	0 3
						69 H	James Madison	1 2	114 N	Memphis	0 3
						72 A	Oakland	0 2	124 H	Detroit	0 1
						93 H	Valparaiso	1 2	126 A	Ill.-Chicago	0 4
						99 A	Omaha	1 3	142 A	Bradley	1 2
									144 A	Evansville	0 5
									157 H	Cleveland St.	0 1
									159 A	Milwaukee	0 2
									172 A	Georgia St.	2 0
									189 H	Green Bay	2 1
									193 N	Houston Baptist	0 4
									200 H	Gardner-Webb	2 0
LAST 10 GAMES											
			126 A	Ill.-Chicago	0 4	159 A	Milwaukee	0 2			
			124 H	Detroit	0 1	172 A	Georgia St.	2 0			
			142 A	Bradley	1 2	157 H	Cleveland St.	0 1			
			189 H	Green Bay	2 1	104 A	Wright St.	0 3			
			72 A	Oakland	0 2	93 H	Valparaiso	1 2			

Non-Div. I Games:

Belmont

Average RPI Win: 192		WON-LOST	WINNING	LAST 10	STRENGTH OF		OPP. STRENGTH	TEAM	ADJ		CONF.	ADJ CONF.
Average RPI Loss: 91		RECORD	PCT. RANK	GAMES	SCHEDULE		OF SCHEDULE	RPI	RPI		RPI	RPI
DIV. I ONLY		1-13-3	.14706	198	1-8-1		151	154	197		10	10
DIV. I NON-CONF.		1-7-2	.2	184	1-2-0		192	185	203		11	11
TOTALS		RPI 1-25	RPI 26-50		W-L RECORDS		RPI 51-100		RPI 101-150		RPI 150+	
1-13-3	0-1-0	0-1-0		OVERALL		0-6-0		0-3-1		1-2-2		
1-5-3	0-0-0	0-1-0		HOME		0-0-0		0-2-1		1-2-2		
0-8-0	0-1-0	0-0-0		AWAY		0-6-0		0-1-0		0-0-0		
0-0-0	0-0-0	0-0-0		NEUTRAL		0-0-0		0-0-0		0-0-0		
1-7-2	0-0-0	0-0-0		NON-CONFERENCE		0-3-0		0-2-0		1-2-2		
1-3-2	0-0-0	0-0-0		HOME		0-0-0		0-1-0		1-2-2		
0-4-0	0-0-0	0-0-		AWAY		0-3-0		0-1-0		0-0-0		
0-0-0	0-0-0	0-0-0		NEUTRAL		0-0-0		0-0-0		0-0-0		
0-6-1	0-1-0	0-1-0		CONFERENCE		0-3-0		0-1-1		0-0-0		
0-2-1	0-0-0	0-1-0		HOME		0-0-0		0-1-1		0-0-0		
0-4-0	0-1-0	0-0-0		AWAY		0-3-0		0-0-0		0-0-0		
0-0-0	0-0-0	0-0-0		NEUTRAL		0-0-0		0-0-0		0-0-0		
RPI S	Opponent	Score		RPI S	Opponent	Score		RPI S	Opponent	Score		
23 A	Dartmouth	1 4		42 H	Princeton	0 1		51 A	Rhode Island	0 1		
								56 A	Harvard	0 1		
								60 A	Cornell	0 1		
								63 A	UConn	0 1		
								79 A	Brown	0 1		
								81 A	Quinnipiac	0 1		
								105 H	Iona	1 2		
								112 H	Penn	1 1		
								125 A	Fairfield	0 1		
								128 H	Columbia	1 2		
								181 H	Central Conn. St.	0 1		
								185 H	Manhattan	0 0		
								186 H	Fairleigh Dickinson	1 3		
								192 H	Temple	1 0		
								204 H	Sacred Heart	1 1		
LAST 10 GAMES												
42 H	Princeton	0 1		60 A	Cornell	0 1						
79 A	Brown	0 1		192 H	Temple	1 0						
128 H	Columbia	1 2		23 A	Dartmouth	1 4						
63 A	UConn	0 1		56 A	Harvard	0 1						
112 H	Penn	1 1		186 H	Fairleigh Dickinson	1 3						

Non-Div. I Games:

Yale

Average RPI Win:	144	WON-LOST RECORD	WINNING PCT. RANK	LAST 10 GAMES	STRENGTH OF SCHEDULE	OPP. STRENGTH OF SCHEDULE	TEAM RPI	ADJ RPI	CONF. RPI	ADJ CONF. RPI						
DIV. I ONLY		2-15-0	.11765	200	1-9-0	183	94	201	.34445	198	12	12				
DIV. I NON-CONF.		1-6-0	.14286	193	0-1-0	174	56	197	.35831	195	8	7				
<hr/>																
TOTALS	RPI 1-25	RPI 26-50		W-L RECORDS		RPI 51-100		RPI 101-150		RPI 150+						
2-15-0	0-1-0	0-1-0		OVERALL		0-7-0		1-3-0		1-3-0						
1-5-0	0-0-0	0-0-0		HOME		0-3-0		0-2-0		1-0-0						
1-10-0	0-1-0	0-1-0		AWAY		0-4-0		1-1-0		0-3-0						
0-0-0	0-0-0	0-0-0		NEUTRAL		0-0-0		0-0-0		0-0-0						
1-6-0	0-1-0	0-0-0		NON-CONFERENCE		0-3-0		1-0-0		0-2-0						
0-1-0	0-0-0	0-0-0		HOME		0-1-0		0-0-0		0-0-0						
1-5-0	0-1-0	0-0-		AWAY		0-2-0		1-0-0		0-2-0						
0-0-0	0-0-0	0-0-0		NEUTRAL		0-0-0		0-0-0		0-0-0						
1-9-0	0-0-0	0-1-0		CONFERENCE		0-4-0		0-3-0		1-1-0						
1-4-0	0-0-0	0-0-0		HOME		0-2-0		0-2-0		1-0-0						
0-5-0	0-0-0	0-1-0		AWAY		0-2-0		0-1-0		0-1-0						
0-0-0	0-0-0	0-0-0		NEUTRAL		0-0-0		0-0-0		0-0-0						
RPI	S	Opponent	Score		RPI	S	Opponent	Score		RPI	S	Opponent	Score			
12	A	UC Irvine	0	3	47	A	San Diego	1	2	58	A	Loyola Marymount	0	4		
										59	H	Cal St. Fullerton	0	4		
										62	H	San Francisco	1	4		
										65	A	St. Mary's (CA)	0	1		
										65	H	St. Mary's (CA)	0	2		
										82	A	San Diego St.	0	2		
										98	A	UC Riverside	1	5		
										102	H	Santa Clara	1	4		
										120	A	Cal Poly	2	1		
										141	A	Gonzaga	0	1		
										141	H	Gonzaga	3	4		
										152	A	San Jose St.	0	4		
										162	A	Grand Canyon	2	3		
										168	A	Portland	2	5		
										168	H	Portland	2	1		
<hr/>																
LAST 10 GAMES																
		65	H	St. Mary's (CA)	0	2	47	A	San Diego	1	2	58	A	Loyola Marymount	0	4
		141	A	Gonzaga	0	1	58	A	Loyola Marymount	0	4	59	H	Cal St. Fullerton	0	4
		168	H	Portland	2	1	59	H	Cal St. Fullerton	0	4	65	A	St. Mary's (CA)	0	1
		62	H	San Francisco	1	4	65	A	St. Mary's (CA)	0	1	168	A	Portland	2	5
		102	H	Santa Clara	1	4	168	A	Portland	2	5					

Non-Div. I Games: UC Santa Cruz 4 0

Pacific

Average RPI Win:	83	WON-LOST	WINNING	LAST 10	STRENGTH OF	OPP. STRENGTH	TEAM	ADJ	CONF.	ADJ CONF.			
Average RPI Loss:	114	RECORD	PCT. RANK	GAMES	SCHEDULE	OF SCHEDULE	RPI	RPI	RPI	RPI			
DIV. I ONLY	1-15-0	.0625	204	0-10-0	110	169	199	.34278	199	11	11		
DIV. I NON-CONF.	1-7-0	.125	195	0-2-0	90	189	190	.36923	190	13	13		
<hr/>													
TOTALS	RPI 1-25	RPI 26-50		W-L RECORDS	RPI 51-100		RPI 101-150		RPI 150+				
1-15-0	0-1-0	0-1-0		OVERALL	1-4-0		0-4-0		0-5-0				
1-7-0	0-0-0	0-0-0		HOME	1-4-0		0-2-0		0-1-0				
0-8-0	0-1-0	0-1-0		AWAY	0-0-0		0-2-0		0-4-0				
0-0-0	0-0-0	0-0-0		NEUTRAL	0-0-0		0-0-0		0-0-0				
<hr/>													
1-7-0	0-0-0	0-0-0		NON-CONFERENCE	1-2-0		0-2-0		0-3-0				
1-3-0	0-0-0	0-0-0		HOME	1-2-0		0-0-0		0-1-0				
0-4-0	0-0-0	0-0-		AWAY	0-0-0		0-2-0		0-2-0				
0-0-0	0-0-0	0-0-0		NEUTRAL	0-0-0		0-0-0		0-0-0				
<hr/>													
0-8-0	0-1-0	0-1-0		CONFERENCE	0-2-0		0-2-0		0-2-0				
0-4-0	0-0-0	0-0-0		HOME	0-2-0		0-2-0		0-0-0				
0-4-0	0-1-0	0-1-0		AWAY	0-0-0		0-0-0		0-2-0				
0-0-0	0-0-0	0-0-0		NEUTRAL	0-0-0		0-0-0		0-0-0				
<hr/>													
RPI S	Opponent	Score	RPI S	Opponent	Score	RPI S	Opponent	Score	RPI S	Opponent	Score		
22 A	Saint Louis	0 3	37 A	Davidson	0 2	64 H	Bowling Green	0 1	106 A	Canisius	2 3		
						71 H	Delaware	0 3	115 A	Rider	0 5		
						83 H	Saint Francis (PA)	2 1	139 H	George Washington	0 1		
						92 H	VCU	0 1	147 H	Saint Joseph's	1 2		
						96 H	Duquesne	0 5	151 A	La Salle	0 5		
									156 A	Buffalo	0 4		
									169 H	Niagara	0 1		
									170 A	Hartwick	1 2		
									182 A	Massachusetts	0 3		
<hr/>													
LAST 10 GAMES													
182 A Massachusetts						0 3	156 A Buffalo						0 4
147 H Saint Joseph's						1 2	37 A Davidson						0 2
151 A La Salle						0 5	96 H Duquesne						0 5
92 H VCU						0 1	170 A Hartwick						1 2
139 H George Washington						0 1	22 A Saint Louis						0 3

Non-Div. I Games:

St. Bonaventure

Howard

Average RPI Win: 170		WON-LOST	WINNING	LAST 10	STRENGTH OF	OPP. STRENGTH	TEAM	ADJ	CONF.	ADJ CONF.					
Average RPI Loss: 124		RECORD	PCT. RANK	GAMES	SCHEDULE	OF SCHEDULE	RPI	RPI	RPI	RPI					
DIV. I ONLY		2-15-2	.15789	196	2-7-1	169	194	200	.32981	201	24	24			
DIV. I NON-CONF.		1-12-1	.10714	200	1-4-0	141	169	191	.35602	196	24	24			
<hr/>															
TOTALS		RPI 1-25		RPI 26-50		W-L RECORDS		RPI 51-100		RPI 101-150		RPI 150+			
2-15-2		0-0-0		0-2-0		OVERALL		0-2-0		0-6-0		2-5-2			
0-3-1		0-0-0		0-0-0		HOME		0-0-0		0-0-0		0-3-1			
2-9-1		0-0-0		0-1-0		AWAY		0-2-0		0-4-0		2-2-1			
0-3-0		0-0-0		0-1-0		NEUTRAL		0-0-0		0-2-0		0-0-0			
<hr/>															
1-12-1		0-0-0		0-2-0		NON-CONFERENCE		0-2-0		0-6-0		1-2-1			
0-2-0		0-0-0		0-0-0		HOME		0-0-0		0-0-0		0-2-0			
1-7-1		0-0-0		0-0-		AWAY		0-2-0		0-4-0		1-0-1			
0-3-0		0-0-0		0-1-0		NEUTRAL		0-0-0		0-2-0		0-0-0			
<hr/>															
1-3-1		0-0-0		0-0-0		CONFERENCE		0-0-0		0-0-0		1-3-1			
0-1-1		0-0-0		0-0-0		HOME		0-0-0		0-0-0		0-1-1			
1-2-0		0-0-0		0-0-0		AWAY		0-0-0		0-0-0		1-2-0			
0-0-0		0-0-0		0-0-0		NEUTRAL		0-0-0		0-0-0		0-0-0			
<hr/>															
RPI	S	Opponent	Score	RPI	S	Opponent	Score	RPI	S	Opponent	Score				
				29	A	Wake Forest	0 4	61	A	UNLV	0 4	118	A	Liberty	0 4
				31	N	George Mason	0 7	78	A	Bucknell	0 4	123	N	Bakersfield	0 5
												132	A	Loyola Maryland	0 1
												133	A	St. Francis Brooklyn	0 3
												139	N	George Washington	1 4
												147	A	Saint Joseph's	0 1
												163	A	Pittsburgh	1 0
												170	A	Hartwick	0 5
												172	H	Georgia St.	0 4
												173	H	Robert Morris	1 2
												174	H	LIU Brooklyn	1 4
												176	A	NJIT	0 5
												177	A	Ga. Southern	2 1
												178	H	Appalachian St.	2 2
												203	A	VMI	2 2
<hr/>															
LAST 10 GAMES															
				170	A	Hartwick	0 5	163	A	Pittsburgh	1 0				
				172	H	Georgia St.	0 4	178	H	Appalachian St.	2 2				
				176	A	NJIT	0 5	173	H	Robert Morris	1 2				
				29	A	Wake Forest	0 4	174	H	LIU Brooklyn	1 4				
				177	A	Ga. Southern	2 1	118	A	Liberty	0 4				

Non-Div. I Games:

Howard

Average RPI Win: 166		WON-LOST RECORD		WINNING PCT. RANK		LAST 10 GAMES		STRENGTH OF SCHEDULE		OPP. STRENGTH OF SCHEDULE		TEAM RPI		ADJ RPI		CONF. RPI		ADJ CONF. RPI	
DIV. I ONLY		1-13-1		.1 201		1-8-1		155		198		202		.32463 202		20		21	
DIV. I NON-CONF.		0-9-0		0 205		0-4-0		163		199		201		.31952 202		20		20	
TOTALS		RPI 1-25		RPI 26-50		W-L RECORDS		RPI 51-100		RPI 101-150		RPI 150+							
1-13-1		0-0-0		0-0-0		OVERALL		0-4-1		0-5-0		1-4-0							
1-4-1		0-0-0		0-0-0		HOME		0-1-1		0-2-0		1-1-0							
0-9-0		0-0-0		0-0-0		AWAY		0-3-0		0-3-0		0-3-0							
0-0-0		0-0-0		0-0-0		NEUTRAL		0-0-0		0-0-0		0-0-0							
0-9-0		0-0-0		0-0-0		NON-CONFERENCE		0-3-0		0-2-0		0-4-0							
0-3-0		0-0-0		0-0-0		HOME		0-1-0		0-1-0		0-1-0							
0-6-0		0-0-0		0-0-		AWAY		0-2-0		0-1-0		0-3-0							
0-0-0		0-0-0		0-0-0		NEUTRAL		0-0-0		0-0-0		0-0-0							
1-4-1		0-0-0		0-0-0		CONFERENCE		0-1-1		0-3-0		1-0-0							
1-1-1		0-0-0		0-0-0		HOME		0-0-1		0-1-0		1-0-0							
0-3-0		0-0-0		0-0-0		AWAY		0-1-0		0-2-0		0-0-0							
0-0-0		0-0-0		0-0-0		NEUTRAL		0-0-0		0-0-0		0-0-0							
RPI	S	Opponent		Score		RPI	S	Opponent		Score		RPI	S	Opponent		Score			
								64	A	Bowling Green	1	3	108	H	SIUE	3	4		
								91	H	Denver	1	1	117	H	Western Ill.	0	1		
								97	H	Lipscomb	1	2	142	A	Bradley	0	3		
								99	A	Omaha	0	1	143	A	Oral Roberts	0	5		
								100	A	Western Mich.	1	2	146	A	IUPUI	1	2		
													165	A	Cincinnati	0	1		
													166	H	IPFW	2	0		
													175	A	Northern Ky.	0	1		
													183	A	Central Ark.	0	2		
													189	H	Green Bay	1	2		
LAST 10 GAMES																			
						143	A	Oral Roberts	0	5	117	H	Western Ill.	0	1				
						108	H	SIUE	3	4	142	A	Bradley	0	3				
						175	A	Northern Ky.	0	1	146	A	IUPUI	1	2				
						166	H	IPFW	2	0	91	H	Denver	1	1				
						189	H	Green Bay	1	2	99	A	Omaha	0	1				

Non-Div. I Games: St. Francis (IL) 2 0 Culver-Stockton 5 1

Eastern Ill.

VMI				Through Games Of Dec. 14, 2014											
Average RPI Win:		194	WON-LOST RECORD	WINNING PCT. RANK	LAST 10 GAMES	STRENGTH OF SCHEDULE	OPP. STRENGTH OF SCHEDULE	TEAM RPI	ADJ RPI	CONF. RPI	ADJ CONF. RPI				
Average RPI Loss:		111													
DIV. I ONLY			1-17-1	.07895	202	0-10-0	182	183	203	.30976	203	16	16		
DIV. I NON-CONF.			1-6-1	.1875	187	0-0-0	198	198	205	.28016	205	19	18		
TOTALS		RPI 1-25	RPI 26-50		W-L RECORDS		RPI 51-100		RPI 101-150		RPI 150+				
1-17-1		0-0-0	0-4-0		OVERALL		0-3-0		0-5-0		1-5-1				
0-8-1		0-0-0	0-1-0		HOME		0-1-0		0-3-0		0-3-1				
1-9-0		0-0-0	0-3-0		AWAY		0-2-0		0-2-0		1-2-0				
0-0-0		0-0-0	0-0-0		NEUTRAL		0-0-0		0-0-0		0-0-0				
1-6-1		0-0-0	0-1-0		NON-CONFERENCE		0-1-0		0-1-0		1-3-1				
0-4-1		0-0-0	0-0-0		HOME		0-0-0		0-1-0		0-3-1				
1-2-0		0-0-0	0-0-		AWAY		0-1-0		0-0-0		1-0-0				
0-0-0		0-0-0	0-0-0		NEUTRAL		0-0-0		0-0-0		0-0-0				
0-11-0		0-0-0	0-3-0		CONFERENCE		0-2-0		0-4-0		0-2-0				
0-4-0		0-0-0	0-1-0		HOME		0-1-0		0-2-0		0-0-0				
0-7-0		0-0-0	0-2-0		AWAY		0-1-0		0-2-0		0-2-0				
0-0-0		0-0-0	0-0-0		NEUTRAL		0-0-0		0-0-0		0-0-0				
RPI	S	Opponent	Score	RPI	S	Opponent	Score	RPI	S	Opponent	Score	RPI	S	Opponent	Score
				29	A	Wake Forest	0 7	77	A	Virginia Tech	0 5	110	A	Wofford	1 7
				43	A	Furman	0 1	86	A	Mercer	0 3	110	H	Wofford	0 3
				43	A	Furman	1 3	86	H	Mercer	0 1	118	H	Liberty	0 5
				43	H	Furman	0 1					140	A	East Tenn. St.	0 2
												140	H	East Tenn. St.	0 4
												153	A	UNC Greensboro	1 3
												153	A	UNC Greensboro	0 3
												173	H	Robert Morris	0 4
												190	H	Longwood	0 1
												194	A	UNC Asheville	1 0
												195	H	USC Upstate	0 2
												201	H	Howard	2 2
				LAST 10 GAMES											
				43	A	Furman	0 1	43	A	Furman	1 3				
				153	A	UNC Greensboro	1 3	153	A	UNC Greensboro	0 3				
				110	H	Wofford	0 3	110	A	Wofford	1 7				
				86	A	Mercer	0 3	140	A	East Tenn. St.	0 2				
				140	H	East Tenn. St.	0 4	43	H	Furman	0 1				

Non-Div. I Games:

VMI

Average RPI Win:	0	WON-LOST	WINNING	LAST 10	STRENGTH OF	OPP. STRENGTH	TEAM	ADJ	CONF.	ADJ CONF.	
Average RPI Loss:	129	RECORD	PCT. RANK	GAMES	SCHEDULE	OF SCHEDULE	RPI	RPI	RPI	RPI	
DIV. I ONLY	0-16-2	.05556	205	0-9-1	177	195	204	.28843	204	23	23
DIV. I NON-CONF.	0-10-1	.04545	204	0-3-0	146	174	202	.32626	201	22	22
<hr/>											
TOTALS	RPI 1-25	RPI 26-50		W-L RECORDS	RPI 51-100		RPI 101-150		RPI 150+		
0-16-2	0-0-0	0-1-0		OVERALL	0-4-0		0-5-1		0-6-1		
0-7-1	0-0-0	0-0-0		HOME	0-1-0		0-4-1		0-2-0		
0-9-1	0-0-0	0-1-0		AWAY	0-3-0		0-1-0		0-4-1		
0-0-0	0-0-0	0-0-0		NEUTRAL	0-0-0		0-0-0		0-0-0		
0-10-1	0-0-0	0-1-0		NON-CONFERENCE	0-3-0		0-4-0		0-2-1		
0-4-0	0-0-0	0-0-0		HOME	0-0-0		0-3-0		0-1-0		
0-6-1	0-0-0	0-0-		AWAY	0-3-0		0-1-0		0-1-1		
0-0-0	0-0-0	0-0-0		NEUTRAL	0-0-0		0-0-0		0-0-0		
0-6-1	0-0-0	0-0-0		CONFERENCE	0-1-0		0-1-1		0-4-0		
0-3-1	0-0-0	0-0-0		HOME	0-1-0		0-1-1		0-1-0		
0-3-0	0-0-0	0-0-0		AWAY	0-0-0		0-0-0		0-3-0		
0-0-0	0-0-0	0-0-0		NEUTRAL	0-0-0		0-0-0		0-0-0		
RPI	S	Opponent	Score	RPI	S	Opponent	Score	RPI	S	Opponent	Score
				28	A	UMBC	1 2	51	A	Rhode Island	1 3
								71	A	Delaware	0 2
								83	H	Saint Francis (PA)	0 2
								94	A	Siena	1 5
								111	H	Holy Cross	1 4
								116	H	Bryant	1 1
								128	H	Columbia	0 1
								133	H	St. Francis Brooklyn	1 2
								135	A	UMass Lowell	0 2
								150	H	Marist	0 1
								173	H	Robert Morris	1 3
								174	A	LIU Brooklyn	1 3
								176	A	NJIT	0 1
								181	A	Central Conn. St.	0 1
								186	A	Fairleigh Dickinson	0 1
								188	H	Stony Brook	2 4
								197	A	Yale	1 1
<hr/>											
LAST 10 GAMES											
				188	H	Stony Brook	2 4	83	H	Saint Francis (PA)	0 2
				186	A	Fairleigh Dickinson	0 1	116	H	Bryant	1 1
				128	H	Columbia	0 1	181	A	Central Conn. St.	0 1
				174	A	LIU Brooklyn	1 3	133	H	St. Francis Brooklyn	1 2
				173	H	Robert Morris	1 3	176	A	NJIT	0 1

Non-Div. I Games:

Sacred Heart

Average RPI Win:		110	WON-LOST RECORD		WINNING PCT. RANK		LAST 10 GAMES		STRENGTH OF SCHEDULE		OPP. STRENGTH OF SCHEDULE		TEAM RPI	ADJ RPI		CONF. RPI	ADJ CONF. RPI
DIV. I ONLY			1-14-0		.06667 203		0-10-0		190		203		205	.28678 205		21	20
DIV. I NON-CONF.			1-5-0		.16667 190		0-1-0		181		205		204	.30405 204		18	19
TOTALS		RPI 1-25		RPI 26-50		W-L RECORDS		RPI 51-100		RPI 101-150		RPI 150+					
1-14-0		0-1-0		0-2-0		OVERALL		0-0-0		1-2-0		0-9-0					
1-6-0		0-0-0		0-1-0		HOME		0-0-0		1-2-0		0-3-0					
0-8-0		0-1-0		0-1-0		AWAY		0-0-0		0-0-0		0-6-0					
0-0-0		0-0-0		0-0-0		NEUTRAL		0-0-0		0-0-0		0-0-0					
1-5-0		0-0-0		0-0-0		NON-CONFERENCE		0-0-0		1-0-0		0-5-0					
1-1-0		0-0-0		0-0-0		HOME		0-0-0		1-0-0		0-1-0					
0-4-0		0-0-0		0-0-		AWAY		0-0-0		0-0-0		0-4-0					
0-0-0		0-0-0		0-0-0		NEUTRAL		0-0-0		0-0-0		0-0-0					
0-9-0		0-1-0		0-2-0		CONFERENCE		0-0-0		0-2-0		0-4-0					
0-5-0		0-0-0		0-1-0		HOME		0-0-0		0-2-0		0-2-0					
0-4-0		0-1-0		0-1-0		AWAY		0-0-0		0-0-0		0-2-0					
0-0-0		0-0-0		0-0-0		NEUTRAL		0-0-0		0-0-0		0-0-0					
RPI	S	Opponent		Score		RPI	S	Opponent		Score		RPI	S	Opponent		Score	
21	A	Coastal Caro.		0 2		39	H	Winthrop		0 4		101	H	High Point		0 3	
						46	A	Radford		1 6		110	H	Wofford		2 1	
												118	H	Liberty		0 1	
												163	A	Pittsburgh		0 3	
												167	A	Campbell		1 3	
												172	A	Georgia St.		0 1	
												177	H	Ga. Southern		0 5	
												178	A	Appalachian St.		0 4	
												190	H	Longwood		1 4	
												194	H	UNC Asheville		0 1	
												195	A	USC Upstate		0 2	
												200	A	Gardner-Webb		2 5	
LAST 10 GAMES																	
						194	H	UNC Asheville		0 1		39	H	Winthrop		0 4	
						118	H	Liberty		0 1		21	A	Coastal Caro.		0 2	
						200	A	Gardner-Webb		2 5		101	H	High Point		0 3	
						167	A	Campbell		1 3		46	A	Radford		1 6	
						190	H	Longwood		1 4		177	H	Ga. Southern		0 5	

Non-Div. I Games:

Presbyterian