

Average RPI Win:		89	WON-LOST RECORD		WINNING PCT. RANK	LAST 10 GAMES		STRENGTH OF SCHEDULE		OPP. STRENGTH OF SCHEDULE	TEAM RPI	ADJ RPI	CONF. RPI	ADJ CONF. RPI			
Average RPI Loss:		28															
DIV. I ONLY			50-6-0		.89286	2	9-1-0		17		20	4	.708	1	1		
DIV. I NON-CONF.			33-2-0		.94286	4	0-0-0		90		105	9	.64218	9	1		
TOTALS		RPI 1-25		RPI 26-50		W-L RECORDS		RPI 51-100		RPI 101-150		RPI 150+					
50-6-0		16-5-0		5-0-0		OVERALL		10-1-0		10-0-0		9-0-0					
34-3-0		6-2-0		3-0-0		HOME		8-1-0		10-0-0		7-0-0					
12-2-0		10-2-0		0-0-0		AWAY		0-0-0		0-0-0		2-0-0					
4-1-0		0-1-0		2-0-0		NEUTRAL		2-0-0		0-0-0		0-0-0					
33-2-0		2-1-0		5-0-0		NON-CONFERENCE		7-1-0		10-0-0		9-0-0					
27-1-0		2-0-0		3-0-0		HOME		5-1-0		10-0-0		7-0-0					
2-0-0		0-0-0		0-0-		AWAY		0-0-0		0-0-0		2-0-0					
4-1-0		0-1-0		2-0-0		NEUTRAL		2-0-0		0-0-0		0-0-0					
17-4-0		14-4-0		0-0-0		CONFERENCE		3-0-0		0-0-0		0-0-0					
7-2-0		4-2-0		0-0-0		HOME		3-0-0		0-0-0		0-0-0					
10-2-0		10-2-0		0-0-0		AWAY		0-0-0		0-0-0		0-0-0					
0-0-0		0-0-0		0-0-0		NEUTRAL		0-0-0		0-0-0		0-0-0					
RPI	S	Opponent		Score		RPI	S	Opponent		Score		RPI	S	Opponent		Score	
7	A	California		2	3	33	H	East Carolina		11	0	52	N	Pacific		4	3
7	A	California		7	2	35	N	La.-Lafayette		10	4	54	H	Virginia Tech		10	3
7	A	California		3	1	40	H	Illinois St.		13	4	78	H	Oregon St.		7	1
8	A	Arizona		13	10	47	N	Penn St.		5	1	78	H	Oregon St.		1	0
8	A	Arizona		8	3	50	H	New Mexico St.		17	0	78	H	Oregon St.		3	0
8	A	Arizona		4	0							79	N	Boise St.		9	3
9	H	Oklahoma		4	3							83	H	Michigan St.		6	2
10	N	Michigan		0	1							83	H	Michigan St.		10	2
13	A	Washington		2	0							83	H	Michigan St.		5	2
13	A	Washington		6	4							97	H	Utah		1	3
13	A	Washington		6	2							98	H	Western Mich.		17	0
15	A	Oregon		1	2									181 H Western Ill.		12	4
15	A	Oregon		10	5									181 H Western Ill.		10	0
15	A	Oregon		2	0									204 H San Jose St.		11	3
19	H	Stanford		1	6									227 A Howard		13	1
19	H	Stanford		4	1									248 H Northern Colo.		9	0
19	H	Stanford		3	1									258 H Idaho St.		16	1
20	H	UCLA		1	4									268 H Seattle		10	0
20	H	UCLA		2	0									268 H Seattle		13	2
20	H	UCLA		5	0									273 A Weber St.		12	0
21	H	Oklahoma St.		1	0	LAST 10 GAMES											
						19	H	Stanford		4	1	13	A	Washington		6	4
						19	H	Stanford		1	6	78	H	Oregon St.		7	1
						19	H	Stanford		3	1	78	H	Oregon St.		3	0
						13	A	Washington		6	2	78	H	Oregon St.		1	0
						13	A	Washington		2	0	8	A	Arizona		8	3

Non-Div. I Games:

Arizona St.

Average RPI Win: 74		WON-LOST	WINNING	LAST 10	STRENGTH OF	OPP. STRENGTH	TEAM	ADJ	CONF.	ADJ CONF.					
Average RPI Loss: 29		RECORD	PCT. RANK	GAMES	SCHEDULE	OF SCHEDULE	RPI	RPI	RPI	RPI					
DIV. I ONLY		47-12-0	.79661	12	5-5-0	4	9	6	.7059	2	3	3			
DIV. I NON-CONF.		28-2-0	.93333	6	1-1-0	17	20	3	.68717	3	3	3			
TOTALS		RPI 1-25	RPI 26-50		W-L RECORDS		RPI 51-100		RPI 101-150		RPI 150+				
47-12-0		16-7-0	8-3-0		OVERALL		10-1-0		6-1-0		7-0-0				
34-4-0		7-2-0	7-1-0		HOME		7-1-0		6-0-0		7-0-0				
7-6-0		4-3-0	1-2-0		AWAY		2-0-0		0-1-0		0-0-0				
6-2-0		5-2-0	0-0-0		NEUTRAL		1-0-0		0-0-0		0-0-0				
28-2-0		5-1-0	7-1-0		NON-CONFERENCE		6-0-0		6-0-0		4-0-0				
23-1-0		1-0-0	7-1-0		HOME		5-0-0		6-0-0		4-0-0				
1-0-0		1-0-0	0-0-		AWAY		0-0-0		0-0-0		0-0-0				
4-1-0		3-1-0	0-0-0		NEUTRAL		1-0-0		0-0-0		0-0-0				
19-10-0		11-6-0	1-2-0		CONFERENCE		4-1-0		0-1-0		3-0-0				
11-3-0		6-2-0	0-0-0		HOME		2-1-0		0-0-0		3-0-0				
6-6-0		3-3-0	1-2-0		AWAY		2-0-0		0-1-0		0-0-0				
2-1-0		2-1-0	0-0-0		NEUTRAL		0-0-0		0-0-0		0-0-0				
RPI S	Opponent	Score		RPI S	Opponent	Score		RPI S	Opponent	Score		RPI S	Opponent	Score	
4 A	Alabama	5	9	27 A	Auburn	1	3	66 H	Iowa	8	1	106 H	North Dakota St.	14	4
4 A	Alabama	4	6	27 A	Auburn	2	3	69 H	Lipscomb	7	4	107 H	Ga. Southern	4	1
4 A	Alabama	1	2	27 A	Auburn	6	1	70 H	Mississippi St.	6	8	112 H	Campbell	7	0
4 N	Alabama	4	2	29 H	Indiana	2	0	70 H	Mississippi St.	10	2	114 A	Arkansas	1	2
6 A	Florida	13	5	31 H	Maryland	8	2	70 H	Mississippi St.	4	3	136 H	UT Martin	6	1
6 A	Florida	5	1	33 H	East Carolina	1	0	71 H	North Carolina St.	13	4	136 H	UT Martin	6	0
6 A	Florida	10	7	40 H	Illinois St.	2	1	78 N	Oregon St.	12	7	145 H	Marshall	12	2
8 N	Arizona	8	0	45 H	Longwood	5	7	80 A	South Carolina	8	4	152 H	Ole Miss	10	1
9 N	Oklahoma	1	0	45 H	Longwood	8	0	80 A	South Carolina	5	0	152 H	Ole Miss	3	2
12 H	Tennessee	4	9	46 H	Chattanooga	4	3	92 H	Kennesaw St.	6	1	152 H	Ole Miss	7	3
12 H	Tennessee	1	5	47 H	Penn St.	8	0	95 H	S.C. Upstate	9	1	208 H	Buffalo	8	0
12 N	Tennessee	5	6									222 H	Winthrop	14	0
14 N	Texas A&M	6	2									257 H	UNC Wilmington	7	0
18 A	Georgia Tech	10	8									257 H	UNC Wilmington	11	0
18 H	Georgia Tech	10	2												
21 N	Oklahoma St.	0	1												
23 H	Kentucky	6	1												
23 H	Kentucky	8	3												
23 H	Kentucky	9	1												
25 H	LSU	12	0												
25 H	LSU	8	0												
25 H	LSU	6	3												
25 N	LSU	9	0												
				LAST 10 GAMES											
12 N	Tennessee	5	6	70 H	Mississippi St.	10	2								
4 N	Alabama	4	2	70 H	Mississippi St.	4	3								
25 N	LSU	9	0	70 H	Mississippi St.	6	8								
45 H	Longwood	5	7	27 A	Auburn	2	3								
45 H	Longwood	8	0	27 A	Auburn	1	3								

Non-Div. I Games:

Georgia

Average RPI Win: 65		WON-LOST	WINNING	LAST 10	STRENGTH OF		OPP. STRENGTH	TEAM	ADJ	CONF.	ADJ CONF.
Average RPI Loss: 38		RECORD	PCT. RANK	GAMES	SCHEDULE		OF SCHEDULE	RPI	RPI	RPI	RPI
DIV. I ONLY		44-8-0	.84615	5	6-4-0		5	8	1	.70536	3
DIV. I NON-CONF.		30-4-0	.88235	12	1-0-0		29	12	6	.65958	6
TOTALS		RPI 1-25	RPI 26-50		W-L RECORDS		RPI 51-100		RPI 101-150		RPI 150+
44-8-0		12-6-0	6-1-0		OVERALL		17-0-0		6-0-0		3-1-0
23-3-0		5-2-0	1-0-0		HOME		12-0-0		3-0-0		2-1-0
11-3-0		6-3-0	3-0-0		AWAY		2-0-0		0-0-0		0-0-0
10-2-0		1-1-0	2-1-0		NEUTRAL		3-0-0		3-0-0		1-0-0
30-4-0		4-2-0	4-1-0		NON-CONFERENCE		13-0-0		6-0-0		3-1-0
17-1-0		3-0-0	1-0-0		HOME		8-0-0		3-0-0		2-1-0
3-1-0		0-1-0	1-0-		AWAY		2-0-0		0-0-0		0-0-0
10-2-0		1-1-0	2-1-0		NEUTRAL		3-0-0		3-0-0		1-0-0
14-4-0		8-4-0	2-0-0		CONFERENCE		4-0-0		0-0-0		0-0-0
6-2-0		2-2-0	0-0-0		HOME		4-0-0		0-0-0		0-0-0
8-2-0		6-2-0	2-0-0		AWAY		0-0-0		0-0-0		0-0-0
0-0-0		0-0-0	0-0-0		NEUTRAL		0-0-0		0-0-0		0-0-0
RPI S	Opponent	Score	RPI S	Opponent	Score	RPI S	Opponent	Score	RPI S	Opponent	Score
5 A	Missouri	3 6	28 H	Tulsa	6 1	51 H	Kansas	10 2	105 N	New Mexico	3 2
5 A	Missouri	2 0	30 A	Texas Tech	15 2	51 H	Kansas	12 0	122 H	Texas-Arlington	8 0
6 N	Florida	5 6	30 A	Texas Tech	9 5	55 N	Hofstra	5 0	123 N	Loyola Marymount	6 0
9 H	Oklahoma	5 3	32 N	DePaul	11 3	57 N	Massachusetts	3 0	124 H	Northern Ill.	8 4
9 H	Oklahoma	2 5	34 A	Long Beach St.	1 0	58 N	Pittsburgh	4 0	124 H	Northern Ill.	14 1
11 A	Baylor	3 0	36 N	Fresno St.	9 2	59 H	A&M-Corpus Christi	2 0	131 N	Cal Poly	9 0
11 H	Baylor	1 2	37 N	Fordham	1 2	59 H	A&M-Corpus Christi	6 0	159 N	Long Island	10 0
13 N	Washington	12 0				68 H	Iowa St.	6 1	194 H	Stephen F. Austin	0 1
14 A	Texas A&M	1 5				68 H	Iowa St.	3 0	213 H	Colorado St.	8 0
14 H	Texas A&M	4 3				72 H	Wisconsin	15 1	213 H	Colorado St.	12 4
16 A	Nebraska	4 3				74 A	Texas St.	6 2			
16 A	Nebraska	1 0				74 H	Texas St.	2 1			
21 A	Oklahoma St.	10 0				81 H	Missouri St.	5 0			
21 A	Oklahoma St.	6 3				81 H	Missouri St.	7 1			
22 H	Houston	4 1				88 A	Cal St. Fullerton	5 0			
24 H	Louisville	14 4				91 H	UTSA	2 1			
24 H	Louisville	6 2				93 H	North Texas	8 0			
25 A	LSU	1 2									
LAST 10 GAMES											
11 H	Baylor	1 2	9 H	Oklahoma	2 5						
5 A	Missouri	3 6	11 A	Baylor	3 0						
5 A	Missouri	2 0	91 H	UTSA	2 1						
14 A	Texas A&M	1 5	30 A	Texas Tech	9 5						
9 H	Oklahoma	5 3	30 A	Texas Tech	15 2						

Non-Div. I Games: Texas Woman's 3 0

Texas

Average RPI Win:		71	WON-LOST		WINNING		LAST 10		STRENGTH OF		OPP. STRENGTH		TEAM		ADJ		CONF.		ADJ CONF.					
Average RPI Loss:		17	RECORD		PCT. RANK		GAMES		SCHEDULE		OF SCHEDULE		RPI		RPI		RPI		RPI					
DIV. I ONLY			46-8-0		.85185		4		7-3-0		9		2		3		.70139		4		3		3	
DIV. I NON-CONF.			26-1-0		.96296		2		0-0-0		5		14		1		.71806		1		3		3	
TOTALS		RPI 1-25		RPI 26-50				W-L RECORDS				RPI 51-100				RPI 101-150				RPI 150+				
46-8-0		10-7-0		11-1-0				OVERALL				15-0-0				4-0-0				6-0-0				
20-0-0		5-0-0		8-0-0				HOME				4-0-0				3-0-0				0-0-0				
12-6-0		2-6-0		1-0-0				AWAY				5-0-0				1-0-0				3-0-0				
14-2-0		3-1-0		2-1-0				NEUTRAL				6-0-0				0-0-0				3-0-0				
26-1-0		5-0-0		9-1-0				NON-CONFERENCE				8-0-0				1-0-0				3-0-0				
9-0-0		2-0-0		6-0-0				HOME				1-0-0				0-0-0				0-0-0				
4-0-0		0-0-0		1-0-				AWAY				2-0-0				1-0-0				0-0-0				
13-1-0		3-0-0		2-1-0				NEUTRAL				5-0-0				0-0-0				3-0-0				
20-7-0		5-7-0		2-0-0				CONFERENCE				7-0-0				3-0-0				3-0-0				
11-0-0		3-0-0		2-0-0				HOME				3-0-0				3-0-0				0-0-0				
8-6-0		2-6-0		0-0-0				AWAY				3-0-0				0-0-0				3-0-0				
1-1-0		0-1-0		0-0-0				NEUTRAL				1-0-0				0-0-0				0-0-0				
RPI	S	Opponent		Score		RPI	S	Opponent		Score		RPI	S	Opponent		Score		RPI	S	Opponent		Score		
2	H	Georgia		2	1	26	H	Syracuse		9	0	53	A	South Fla.		12	1	113	A	Col. of Charleston		7	1	
2	H	Georgia		6	4	26	H	Syracuse		20	5	65	N	Virginia		4	0	114	H	Arkansas		12	3	
2	H	Georgia		9	5	27	H	Auburn		6	1	67	N	South Ala.		6	0	114	H	Arkansas		9	0	
2	N	Georgia		2	4	27	H	Auburn		8	2	70	H	Mississippi St.		5	2	114	H	Arkansas		10	1	
5	N	Missouri		3	1	35	N	La.-Lafayette		0	1	70	H	Mississippi St.		13	3	152	A	Ole Miss		10	1	
6	A	Florida		2	3	37	N	Fordham		3	1	70	H	Mississippi St.		6	2	152	A	Ole Miss		18	1	
6	A	Florida		5	6	38	A	UAB		3	0	70	N	Mississippi St.		5	1	152	A	Ole Miss		8	0	
6	A	Florida		5	0	40	N	Illinois St.		7	0	76	N	Jacksonville St.		6	0	173	N	Central Conn. St.		17	1	
12	A	Tennessee		9	5	42	H	North Carolina		3	0	80	A	South Carolina		7	0	215	N	Samford		8	0	
12	A	Tennessee		1	4	42	H	North Carolina		10	1	80	A	South Carolina		7	0	280	N	Alabama A&M		18	0	
15	N	Oregon		10	0	49	H	Florida St.		8	0	80	A	South Carolina		1	0							
17	N	Notre Dame		4	1	49	H	Florida St.		9	2	91	H	UTSA		13	5							
24	H	Louisville		9	8							96	A	Troy		5	2							
24	H	Louisville		10	2							96	N	Troy		9	1							
25	A	LSU		1	2							98	N	Western Mich.		12	4							
25	A	LSU		1	3																			
25	A	LSU		0	2																			
						LAST 10 GAMES																		
						2	N	Georgia		2	4	6	A	Florida		2	3							
						70	N	Mississippi St.		5	1	6	A	Florida		5	6							
						152	A	Ole Miss		10	1	6	A	Florida		5	0							
						152	A	Ole Miss		18	1	70	H	Mississippi St.		5	2							
						152	A	Ole Miss		8	0	70	H	Mississippi St.		13	3							

Non-Div. I Games:

Alabama

Average RPI Win:	80	WON-LOST RECORD	WINNING PCT. RANK	LAST 10 GAMES	STRENGTH OF SCHEDULE	OPP. STRENGTH OF SCHEDULE	TEAM RPI	ADJ RPI	CONF. RPI	ADJ CONF. RPI					
DIV. I ONLY		46-7-0	.86792	3	9-1-0	11	17	2	.69782	5	2	2			
DIV. I NON-CONF.		31-4-0	.88571	10	3-0-0	52	46	8	.64092	10	2	2			
<hr/>															
TOTALS	RPI 1-25	RPI 26-50		W-L RECORDS		RPI 51-100		RPI 101-150		RPI 150+					
46-7-0	9-5-0	8-1-0		OVERALL		14-1-0		10-0-0		5-0-0					
23-1-0	5-1-0	4-0-0		HOME		8-0-0		4-0-0		2-0-0					
17-3-0	4-2-0	3-0-0		AWAY		4-1-0		4-0-0		2-0-0					
6-3-0	0-2-0	1-1-0		NEUTRAL		2-0-0		2-0-0		1-0-0					
31-4-0	0-2-0	6-1-0		NON-CONFERENCE		10-1-0		10-0-0		5-0-0					
16-0-0	0-0-0	4-0-0		HOME		6-0-0		4-0-0		2-0-0					
9-1-0	0-0-0	1-0-		AWAY		2-1-0		4-0-0		2-0-0					
6-3-0	0-2-0	1-1-0		NEUTRAL		2-0-0		2-0-0		1-0-0					
15-3-0	9-3-0	2-0-0		CONFERENCE		4-0-0		0-0-0		0-0-0					
7-1-0	5-1-0	0-0-0		HOME		2-0-0		0-0-0		0-0-0					
8-2-0	4-2-0	2-0-0		AWAY		2-0-0		0-0-0		0-0-0					
0-0-0	0-0-0	0-0-0		NEUTRAL		0-0-0		0-0-0		0-0-0					
<hr/>															
RPI S	Opponent	Score		RPI S	Opponent	Score		RPI S	Opponent	Score		RPI S	Opponent	Score	
3	H Texas	6	3	30	A Texas Tech	10	1	51	A Kansas	6	5	106	H North Dakota St.	4	3
3	H Texas	0	2	30	A Texas Tech	4	1	51	A Kansas	3	2	106	H North Dakota St.	11	2
4	N Alabama	1	3	36	N Fresno St.	3	6	53	A South Fla.	4	1	108	A UNI	7	2
7	N California	0	1	40	H Illinois St.	10	0	63	H Southern Ill.	3	0	114	H Arkansas	12	0
9	H Oklahoma	3	2	40	H Illinois St.	9	0	68	H Iowa St.	8	1	115	N UMKC	3	0
9	H Oklahoma	1	0	40	N Illinois St.	8	2	68	H Iowa St.	8	2	130	A St. Louis	7	4
11	A Baylor	2	3	41	H Illinois	8	0	73	H Minnesota	2	0	130	A St. Louis	5	1
11	A Baylor	6	0	41	H Illinois	4	3	81	N Missouri St.	11	0	130	A St. Louis	12	0
14	H Texas A&M	3	0	43	A San Diego St.	9	1	86	H Drake	5	0	132	N Temple	8	7
14	H Texas A&M	6	3					86	H Drake	8	1	138	H SIU Edwardsville	10	0
16	A Nebraska	2	3					93	A North Texas	4	1	166	N Southeast Mo. St.	5	0
16	A Nebraska	4	1					93	A North Texas	2	9	181	H Western Ill.	7	2
21	A Oklahoma St.	5	1					98	H Western Mich.	10	0	181	H Western Ill.	5	0
21	A Oklahoma St.	5	0					98	H Western Mich.	10	1	224	A Evansville	7	2
								98	N Western Mich.	6	1	224	A Evansville	9	1
<hr/>															
				LAST 10 GAMES											
				68 H Iowa St.				8	1	181 H Western Ill.				5	0
				68 H Iowa St.				8	2	181 H Western Ill.				7	2
				21 A Oklahoma St.				5	1	21 A Oklahoma St.				5	0
				3 H Texas				6	3	138 H SIU Edwardsville				10	0
				3 H Texas				0	2	16 A Nebraska				4	1

Non-Div. I Games:

Missouri

Average RPI Win:		70	WON-LOST		WINNING		LAST 10		STRENGTH OF		OPP. STRENGTH		TEAM	ADJ		CONF.	ADJ CONF.							
Average RPI Loss:		14	RECORD		PCT. RANK		GAMES		SCHEDULE		OF SCHEDULE		RPI	RPI		RPI	RPI							
DIV. I ONLY			47-9-0		.83929		7		9-1-0		8		4		5		.69624		6		3		3	
DIV. I NON-CONF.			26-1-0		.96296		2		1-0-0		14		8		2		.69516		2		3		3	
TOTALS		RPI 1-25		RPI 26-50				W-L RECORDS				RPI 51-100				RPI 101-150				RPI 150+				
47-9-0		9-8-0		11-1-0				OVERALL				13-0-0				9-0-0				5-0-0				
21-4-0		5-4-0		5-0-0				HOME				6-0-0				5-0-0				0-0-0				
14-3-0		2-3-0		4-0-0				AWAY				5-0-0				0-0-0				3-0-0				
12-2-0		2-1-0		2-1-0				NEUTRAL				2-0-0				4-0-0				2-0-0				
26-1-0		2-1-0		8-0-0				NON-CONFERENCE				8-0-0				6-0-0				2-0-0				
11-0-0		0-0-0		5-0-0				HOME				4-0-0				2-0-0				0-0-0				
3-0-0		0-0-0		1-0-				AWAY				2-0-0				0-0-0				0-0-0				
12-1-0		2-1-0		2-0-0				NEUTRAL				2-0-0				4-0-0				2-0-0				
21-8-0		7-7-0		3-1-0				CONFERENCE				5-0-0				3-0-0				3-0-0				
10-4-0		5-4-0		0-0-0				HOME				2-0-0				3-0-0				0-0-0				
11-3-0		2-3-0		3-0-0				AWAY				3-0-0				0-0-0				3-0-0				
0-1-0		0-0-0		0-1-0				NEUTRAL				0-0-0				0-0-0				0-0-0				
RPI	S	Opponent		Score		RPI	S	Opponent		Score		RPI	S	Opponent		Score		RPI	S	Opponent		Score		
2	H	Georgia		7	10	26	H	Syracuse		2	0	52	H	Pacific		10	2	104	N	Fla. Gulf Coast		6	0	
2	H	Georgia		1	5	27	A	Auburn		13	4	53	A	South Fla.		12	0	106	H	North Dakota St.		18	0	
2	H	Georgia		5	13	27	A	Auburn		14	4	53	A	South Fla.		10	2	106	H	North Dakota St.		9	0	
3	N	Texas		6	5	27	A	Auburn		8	2	60	H	FIU		8	0	114	H	Arkansas		8	1	
4	H	Alabama		0	5	27	N	Auburn		2	6	70	H	Mississippi St.		8	0	114	H	Arkansas		4	0	
4	H	Alabama		3	2	29	N	Indiana		7	0	70	H	Mississippi St.		18	1	114	H	Arkansas		8	0	
4	H	Alabama		6	5	42	H	North Carolina		9	0	71	N	North Carolina St.		9	0	116	N	Ball St.		21	0	
12	H	Tennessee		4	3	42	H	North Carolina		3	0	80	A	South Carolina		6	1	125	N	Connecticut		9	0	
12	H	Tennessee		2	0	42	H	North Carolina		10	0	80	A	South Carolina		6	1	145	N	Marshall		17	1	
12	H	Tennessee		7	2	43	N	San Diego St.		4	2	80	A	South Carolina		5	0	152	A	Ole Miss		8	0	
16	N	Nebraska		0	1	44	A	Jacksonville		7	0	87	H	Valparaiso		13	4	152	A	Ole Miss		18	3	
20	N	UCLA		4	1	49	H	Florida St.		1	0	90	H	UCF		8	1	152	A	Ole Miss		11	3	
23	A	Kentucky		6	7							97	N	Utah		7	3	156	N	Robert Morris		6	1	
23	A	Kentucky		2	10													159	N	Long Island		9	2	
23	A	Kentucky		2	9																			
25	A	LSU		5	0																			
25	A	LSU		8	1																			
						LAST 10 GAMES																		
						27	N	Auburn		2	6	80	A	South Carolina		6	1							
						12	H	Tennessee		7	2	80	A	South Carolina		6	1							
						12	H	Tennessee		2	0	80	A	South Carolina		5	0							
						12	H	Tennessee		4	3	4	H	Alabama		3	2							
						49	H	Florida St.		1	0	4	H	Alabama		6	5							

Non-Div. I Games:

Florida

Average RPI Win: 81		WON-LOST RECORD		WINNING PCT. RANK		LAST 10 GAMES		STRENGTH OF SCHEDULE		OPP. STRENGTH OF SCHEDULE		TEAM RPI		ADJ RPI		CONF. RPI		ADJ CONF. RPI					
DIV. I ONLY		39-10-0		.79592 13		9-1-0		3		14		7		.69462 7		1		1					
DIV. I NON-CONF.		24-4-0		.85714 17		1-0-0		41		93		11		.63714 11		1		1					
TOTALS		RPI 1-25		RPI 26-50		W-L RECORDS		RPI 51-100		RPI 101-150		RPI 150+											
39-10-0		14-6-0		4-2-0		OVERALL		8-2-0		6-0-0		7-0-0											
11-3-0		9-3-0		0-0-0		HOME		0-0-0		0-0-0		2-0-0											
9-4-0		3-3-0		1-0-0		AWAY		4-1-0		0-0-0		1-0-0											
19-3-0		2-0-0		3-2-0		NEUTRAL		4-1-0		6-0-0		4-0-0											
24-4-0		2-0-0		4-2-0		NON-CONFERENCE		5-2-0		6-0-0		7-0-0											
2-0-0		0-0-0		0-0-0		HOME		0-0-0		0-0-0		2-0-0											
3-1-0		0-0-0		1-0-		AWAY		1-1-0		0-0-0		1-0-0											
19-3-0		2-0-0		3-2-0		NEUTRAL		4-1-0		6-0-0		4-0-0											
15-6-0		12-6-0		0-0-0		CONFERENCE		3-0-0		0-0-0		0-0-0											
9-3-0		9-3-0		0-0-0		HOME		0-0-0		0-0-0		0-0-0											
6-3-0		3-3-0		0-0-0		AWAY		3-0-0		0-0-0		0-0-0											
0-0-0		0-0-0		0-0-0		NEUTRAL		0-0-0		0-0-0		0-0-0											
RPI	S	Opponent		Score		RPI	S	Opponent		Score		RPI	S	Opponent		Score							
1	H	Arizona St.		3 2		29	N	Indiana		4 3		52	A	Pacific		2 13		110	N	UC Santa Barbara		2 1	
1	H	Arizona St.		2 7		29	N	Indiana		3 0		56	A	Hawaii		3 1		111	N	Cleveland St.		9 0	
1	H	Arizona St.		1 3		30	N	Texas Tech		4 5		57	N	Massachusetts		4 0		111	N	Cleveland St.		6 0	
5	N	Missouri		1 0		36	A	Fresno St.		6 2		64	N	Northwestern		2 3		119	N	Iona		10 1	
8	A	Arizona		6 3		39	N	BYU		2 7		66	N	Iowa		6 2		131	N	Cal Poly		2 0	
8	A	Arizona		9 4		39	N	BYU		4 2		78	A	Oregon St.		1 0		146	N	Cal St. Northridge		8 0	
8	A	Arizona		1 2								78	A	Oregon St.		4 0		157	N	IPFW		18 8	
13	A	Washington		10 0								78	A	Oregon St.		9 0		179	N	Murray St.		8 0	
13	A	Washington		1 2								86	N	Drake		3 0		180	A	Sacramento St.		4 0	
13	A	Washington		1 9								96	N	Troy		1 0		212	H	St. Mary's (CA)		9 1	
15	H	Oregon		5 2														232	N	Bradley		12 3	
15	H	Oregon		5 0														259	N	Cal St. Bakersfield		14 1	
15	H	Oregon		2 0														265	H	Santa Clara		12 0	
19	H	Stanford		4 1																			
19	H	Stanford		2 0																			
19	H	Stanford		1 2																			
20	H	UCLA		7 2																			
20	H	UCLA		9 1																			
20	H	UCLA		2 1																			
25	N	LSU		11 3																			
						LAST 10 GAMES																	
						8 A Arizona						78 A Oregon St.						9 0					
						8 A Arizona						20 H UCLA						2 1					
						8 A Arizona						20 H UCLA						9 1					
						78 A Oregon St.						20 H UCLA						7 2					
						78 A Oregon St.						265 H Santa Clara						12 0					

Non-Div. I Games:

California

A  
r  
i  
z  
o  
n  
a

A  
r  
i  
z  
o  
n  
a



RPI	S	Opponent	Score	
25	N	LSU	4	1

Non-Div. I Games:

Average RPI Win: 76		WON-LOST RECORD		WINNING PCT. RANK		LAST 10 GAMES		STRENGTH OF SCHEDULE		OPP. STRENGTH OF SCHEDULE		TEAM RPI		ADJ RPI		CONF. RPI		ADJ CONF. RPI	
DIV. I ONLY		37-16-0		.69811 38		5-5-0		2		10		10		.67429 9		2		2	
DIV. I NON-CONF.		26-8-0		.76471 31		1-0-0		13		17		10		.6451 8		2		2	
TOTALS		RPI 1-25		RPI 26-50		W-L RECORDS		RPI 51-100		RPI 101-150		RPI 150+							
37-16-0		9-11-0		7-4-0		OVERALL		13-1-0		3-0-0		5-0-0							
15-3-0		4-3-0		3-0-0		HOME		6-0-0		0-0-0		2-0-0							
7-7-0		1-5-0		3-2-0		AWAY		3-0-0		0-0-0		0-0-0							
15-6-0		4-3-0		1-2-0		NEUTRAL		4-1-0		3-0-0		3-0-0							
26-8-0		3-4-0		6-3-0		NON-CONFERENCE		9-1-0		3-0-0		5-0-0							
9-0-0		0-0-0		3-0-0		HOME		4-0-0		0-0-0		2-0-0							
3-2-0		0-1-0		2-0-		AWAY		1-0-0		0-0-0		0-0-0							
14-6-0		3-3-0		1-2-0		NEUTRAL		4-1-0		3-0-0		3-0-0							
11-8-0		6-7-0		1-1-0		CONFERENCE		4-0-0		0-0-0		0-0-0							
6-3-0		4-3-0		0-0-0		HOME		2-0-0		0-0-0		0-0-0							
4-5-0		1-4-0		1-1-0		AWAY		2-0-0		0-0-0		0-0-0							
1-0-0		1-0-0		0-0-0		NEUTRAL		0-0-0		0-0-0		0-0-0							
RPI	S	Opponent		Score		RPI	S	Opponent		Score		RPI	S	Opponent		Score			
1	A	Arizona St.		3	4	27	H	Auburn		6	0	51	A	Kansas		13	5		
2	N	Georgia		0	1	28	A	Tulsa		0	1	51	A	Kansas		12	6		
3	A	Texas		5	2	28	H	Tulsa		9	0	52	N	Pacific		13	2		
3	A	Texas		3	5	29	H	Indiana		9	0	56	N	Hawaii		1	4		
5	A	Missouri		2	3	30	A	Texas Tech		7	6	64	N	Northwestern		9	1		
5	A	Missouri		0	1	30	A	Texas Tech		0	5	68	H	Iowa St.		13	0		
8	N	Arizona		11	1	32	N	DePaul		4	3	68	H	Iowa St.		4	1		
8	N	Arizona		5	3	34	N	Long Beach St.		1	2	81	H	Missouri St.		9	1		
11	H	Baylor		2	5	47	N	Penn St.		2	5	81	H	Missouri St.		1	0		
11	H	Baylor		3	2	50	A	New Mexico St.		16	0	93	A	North Texas		3	0		
13	N	Washington		7	6	50	A	New Mexico St.		7	4	93	H	North Texas		9	1		
14	H	Texas A&M		0	3							94	H	Ill.-Chicago		9	1		
14	H	Texas A&M		2	0							94	N	Ill.-Chicago		5	3		
16	H	Nebraska		1	4							98	N	Western Mich.		5	0		
16	H	Nebraska		6	3														
17	N	Notre Dame		1	2														
20	N	UCLA		0	3														
21	A	Oklahoma St.		1	2														
21	H	Oklahoma St.		5	1														
21	N	Oklahoma St.		7	0														
						LAST 10 GAMES													
						68	H	Iowa St.		4	1	21	A	Oklahoma St.		1	2		
						68	H	Iowa St.		13	0	14	H	Texas A&M		2	0		
						93	H	North Texas		9	1	14	H	Texas A&M		0	3		
						3	A	Texas		3	5	5	A	Missouri		0	1		
						3	A	Texas		5	2	5	A	Missouri		2	3		

Non-Div. I Games: St. Gregory's 9 0

Oklahoma

Average RPI Win: 88		WON-LOST RECORD		WINNING PCT. RANK		LAST 10 GAMES		STRENGTH OF SCHEDULE		OPP. STRENGTH OF SCHEDULE		TEAM RPI		ADJ RPI		CONF. RPI		ADJ CONF. RPI					
DIV. I ONLY		51-4-0		.92727		1		10-0-0		50		28		9		.66727		10		4		5	
DIV. I NON-CONF.		33-2-0		.94286		4		1-0-0		63		30		5		.66101		5		4		4	
TOTALS		RPI 1-25		RPI 26-50		W-L RECORDS		RPI 51-100		RPI 101-150		RPI 150+											
51-4-0		6-0-0		6-2-0		OVERALL		21-1-0		12-1-0		6-0-0											
13-2-0		0-0-0		1-1-0		HOME		7-1-0		3-0-0		2-0-0											
19-0-0		3-0-0		4-0-0		AWAY		10-0-0		2-0-0		0-0-0											
19-2-0		3-0-0		1-1-0		NEUTRAL		4-0-0		7-1-0		4-0-0											
33-2-0		6-0-0		1-1-0		NON-CONFERENCE		10-0-0		10-1-0		6-0-0											
4-0-0		0-0-0		0-0-0		HOME		1-0-0		1-0-0		2-0-0											
10-0-0		3-0-0		0-0-		AWAY		5-0-0		2-0-0		0-0-0											
19-2-0		3-0-0		1-1-0		NEUTRAL		4-0-0		7-1-0		4-0-0											
18-2-0		0-0-0		5-1-0		CONFERENCE		11-1-0		2-0-0		0-0-0											
9-2-0		0-0-0		1-1-0		HOME		6-1-0		2-0-0		0-0-0											
9-0-0		0-0-0		4-0-0		AWAY		5-0-0		0-0-0		0-0-0											
0-0-0		0-0-0		0-0-0		NEUTRAL		0-0-0		0-0-0		0-0-0											
RPI	S	Opponent		Score		RPI	S	Opponent		Score		RPI	S	Opponent		Score							
1	N	Arizona St.		1	0	28	N	Tulsa		4	3	53	A	South Fla.		7	2						
8	N	Arizona		8	0	29	H	Indiana		4	5	57	N	Massachusetts		3	0						
17	N	Notre Dame		9	4	29	H	Indiana		2	1	57	N	Massachusetts		5	1						
22	A	Houston		10	3	36	N	Fresno St.		1	3	61	A	Fla. Atlantic		11	0						
24	A	Louisville		4	1	41	A	Illinois		8	6	62	H	Purdue		10	0						
24	A	Louisville		2	0	41	A	Illinois		9	7	62	H	Purdue		13	1						
						47	A	Penn St.		5	4	63	N	Southern Ill.		19	4						
						47	A	Penn St.		5	4	64	A	Northwestern		7	4						
												64	A	Northwestern		2	1						
												66	H	Iowa		3	2						
												66	H	Iowa		2	4						
												72	A	Wisconsin		9	1						
												72	A	Wisconsin		2	1						
												73	H	Minnesota		8	1						
												73	H	Minnesota		4	2						
												83	A	Michigan St.		8	0						
												83	H	Michigan St.		8	0						
												87	N	Valparaiso		2	1						
												88	A	Cal St. Fullerton		5	2						
												90	A	UCF		10	1						
						LAST 10 GAMES																	
						83 A Michigan St.						8 0											
						83 H Michigan St.						8 0											
						73 H Minnesota						8 1											
						73 H Minnesota						4 2											
						139 H Ohio St.						8 0											

Non-Div. I Games:

Michigan



Average RPI Win: 84		WON-LOST	WINNING	LAST 10	STRENGTH OF		OPP. STRENGTH	TEAM	ADJ	CONF.	ADJ CONF.
Average RPI Loss: 27		RECORD	PCT. RANK	GAMES	SCHEDULE		OF SCHEDULE	RPI	RPI	RPI	RPI
DIV. I ONLY		40-12-0	.76923	15	6-4-0		18	6	11	.66583	11
DIV. I NON-CONF.		29-5-0	.85294	18	2-0-0		94	10	13	.62807	12
TOTALS		RPI 1-25	RPI 26-50		W-L RECORDS		RPI 51-100		RPI 101-150		RPI 150+
40-12-0		10-9-0	6-1-0		OVERALL		9-2-0		9-0-0		6-0-0
22-5-0		4-5-0	2-0-0		HOME		5-0-0		7-0-0		4-0-0
15-6-0		5-4-0	3-0-0		AWAY		4-2-0		1-0-0		2-0-0
3-1-0		1-0-0	1-1-0		NEUTRAL		0-0-0		1-0-0		0-0-0
29-5-0		4-3-0	4-1-0		NON-CONFERENCE		6-1-0		9-0-0		6-0-0
18-1-0		0-1-0	2-0-0		HOME		5-0-0		7-0-0		4-0-0
8-3-0		3-2-0	1-0-		AWAY		1-1-0		1-0-0		2-0-0
3-1-0		1-0-0	1-1-0		NEUTRAL		0-0-0		1-0-0		0-0-0
11-7-0		6-6-0	2-0-0		CONFERENCE		3-1-0		0-0-0		0-0-0
4-4-0		4-4-0	0-0-0		HOME		0-0-0		0-0-0		0-0-0
7-3-0		2-2-0	2-0-0		AWAY		3-1-0		0-0-0		0-0-0
0-0-0		0-0-0	0-0-0		NEUTRAL		0-0-0		0-0-0		0-0-0
RPI S	Opponent	Score	RPI S	Opponent	Score	RPI S	Opponent	Score	RPI S	Opponent	Score
3 A	Texas	2 1	30 A	Texas Tech	5 1	51 A	Kansas	9 3	105 H	New Mexico	7 2
3 H	Texas	0 3	30 A	Texas Tech	10 3	51 A	Kansas	8 0	105 H	New Mexico	4 0
5 H	Missouri	3 2	34 N	Long Beach St.	1 7	60 H	FIU	4 3	105 H	New Mexico	3 1
5 H	Missouri	0 6	36 N	Fresno St.	4 1	60 H	FIU	2 0	118 H	La.-Monroe	2 1
8 A	Arizona	7 9	41 H	Illinois	4 1	68 A	Iowa St.	4 6	120 H	McNeese St.	7 2
8 A	Arizona	6 0	41 H	Illinois	3 1	68 A	Iowa St.	10 1	120 H	McNeese St.	8 1
8 A	Arizona	3 2	43 A	San Diego St.	3 0	74 H	Texas St.	4 1	122 H	Texas-Arlington	5 0
9 A	Oklahoma	5 2				91 H	UTSA	4 3	131 N	Cal Poly	10 2
9 A	Oklahoma	2 3				91 H	UTSA	5 0	150 A	Northwestern St.	4 1
14 A	Texas A&M	5 6				93 A	North Texas	6 1	154 H	Sam Houston St.	6 0
14 H	Texas A&M	2 1				93 A	North Texas	8 9	183 A	Louisiana Tech	11 0
16 H	Nebraska	1 0							183 A	Louisiana Tech	9 0
16 H	Nebraska	2 1							198 H	Central Ark.	3 0
20 N	UCLA	5 1							283 H	Prairie View	6 1
21 H	Oklahoma St.	2 4							283 H	Prairie View	8 0
21 H	Oklahoma St.	1 5									
22 A	Houston	6 4									
22 A	Houston	0 8									
22 H	Houston	0 1									
LAST 10 GAMES											
3 A	Texas	2 1	3 H	Texas	0 3						
16 H	Nebraska	1 0	74 H	Texas St.	4 1						
16 H	Nebraska	2 1	21 H	Oklahoma St.	1 5						
68 A	Iowa St.	10 1	21 H	Oklahoma St.	2 4						
68 A	Iowa St.	4 6	91 H	UTSA	5 0						

Non-Div. I Games:

Baylor

Average RPI Win:	93	WON-LOST RECORD	WINNING PCT. RANK	LAST 10 GAMES	STRENGTH OF SCHEDULE	OPP. STRENGTH OF SCHEDULE	TEAM RPI	ADJ RPI	CONF. RPI	ADJ CONF. RPI		
DIV. I ONLY		47-10-0	.82456	9	6-4-0	43	11	13	.66012	12	3	3
DIV. I NON-CONF.		24-2-0	.92308	8	0-0-0	160	60	16	.6146	22	3	3
<hr/>												
TOTALS	RPI 1-25	RPI 26-50		W-L RECORDS		RPI 51-100		RPI 101-150		RPI 150+		
47-10-0	10-7-0	5-1-0		OVERALL		11-2-0		11-0-0		10-0-0		
21-3-0	1-1-0	2-1-0		HOME		8-1-0		7-0-0		3-0-0		
11-6-0	6-5-0	0-0-0		AWAY		0-1-0		0-0-0		5-0-0		
15-1-0	3-1-0	3-0-0		NEUTRAL		3-0-0		4-0-0		2-0-0		
24-2-0	1-1-0	2-0-0		NON-CONFERENCE		6-1-0		8-0-0		7-0-0		
10-0-0	0-0-0	0-0-0		HOME		3-0-0		4-0-0		3-0-0		
2-1-0	0-0-0	0-0-		AWAY		0-1-0		0-0-0		2-0-0		
12-1-0	1-1-0	2-0-0		NEUTRAL		3-0-0		4-0-0		2-0-0		
23-8-0	9-6-0	3-1-0		CONFERENCE		5-1-0		3-0-0		3-0-0		
11-3-0	1-1-0	2-1-0		HOME		5-1-0		3-0-0		0-0-0		
9-5-0	6-5-0	0-0-0		AWAY		0-0-0		0-0-0		3-0-0		
3-0-0	2-0-0	1-0-0		NEUTRAL		0-0-0		0-0-0		0-0-0		
RPI	S	Opponent	Score	RPI	S	Opponent	Score	RPI	S	Opponent	Score	
2	A	Georgia	5 1	27	H	Auburn	2 1	66	H	Iowa	7 3	
2	A	Georgia	9 4	27	H	Auburn	8 0	66	H	Iowa	2 0	
2	N	Georgia	6 5	27	H	Auburn	1 9	70	H	Mississippi St.	8 0	
4	H	Alabama	4 1	27	N	Auburn	2 1	70	H	Mississippi St.	2 0	
4	H	Alabama	5 9	39	N	BYU	4 1	70	H	Mississippi St.	2 3	
6	A	Florida	0 2	43	N	San Diego St.	11 3	79	N	Boise St.	15 1	
6	A	Florida	2 7					80	H	South Carolina	4 2	
6	A	Florida	3 4					80	H	South Carolina	5 4	
19	N	Stanford	0 5					80	H	South Carolina	10 3	
20	N	UCLA	7 1					83	N	Michigan St.	11 2	
23	A	Kentucky	4 5					83	N	Michigan St.	14 0	
23	A	Kentucky	10 0					84	H	Radford	9 1	
23	A	Kentucky	6 9					100	A	UNLV	3 4	
23	N	Kentucky	4 1									
25	A	LSU	11 0									
25	A	LSU	7 2									
25	A	LSU	6 0									
				LAST 10 GAMES								
				2	N	Georgia	6 5	6	A	Florida	3 4	
				27	N	Auburn	2 1	114	H	Arkansas	9 1	
				23	N	Kentucky	4 1	114	H	Arkansas	8 0	
				6	A	Florida	2 7	114	H	Arkansas	11 1	
				6	A	Florida	0 2	70	H	Mississippi St.	2 3	

Non-Div. I Games:

Tennessee

Average RPI Win:		89	WON-LOST RECORD		WINNING PCT. RANK		LAST 10 GAMES		STRENGTH OF SCHEDULE		OPP. STRENGTH OF SCHEDULE		TEAM RPI		ADJ RPI		CONF. RPI		ADJ CONF. RPI				
DIV. I ONLY			34-14-0		.70833 34		4-6-0		6		5		12		.65629 13		1		1				
DIV. I NON-CONF.			25-2-0		.92593 7		0-0-0		66		53		7		.64792 7		1		1				
TOTALS		RPI 1-25		RPI 26-50		W-L RECORDS		RPI 51-100		RPI 101-150		RPI 150+											
34-14-0		9-13-0		4-0-0		OVERALL		11-1-0		4-0-0		6-0-0											
7-5-0		4-5-0		0-0-0		HOME		2-0-0		0-0-0		1-0-0											
12-7-0		3-6-0		1-0-0		AWAY		3-1-0		3-0-0		2-0-0											
15-2-0		2-2-0		3-0-0		NEUTRAL		6-0-0		1-0-0		3-0-0											
25-2-0		2-2-0		4-0-0		NON-CONFERENCE		9-0-0		4-0-0		6-0-0											
3-0-0		0-0-0		0-0-0		HOME		2-0-0		0-0-0		1-0-0											
7-0-0		0-0-0		1-0-		AWAY		1-0-0		3-0-0		2-0-0											
15-2-0		2-2-0		3-0-0		NEUTRAL		6-0-0		1-0-0		3-0-0											
9-12-0		7-11-0		0-0-0		CONFERENCE		2-1-0		0-0-0		0-0-0											
4-5-0		4-5-0		0-0-0		HOME		0-0-0		0-0-0		0-0-0											
5-7-0		3-6-0		0-0-0		AWAY		2-1-0		0-0-0		0-0-0											
0-0-0		0-0-0		0-0-0		NEUTRAL		0-0-0		0-0-0		0-0-0											
RPI	S	Opponent		Score		RPI	S	Opponent		Score		RPI	S	Opponent		Score		RPI	S	Opponent		Score	
1	H	Arizona St.		0 2		36	N	Fresno St.		10 0		57	N	Massachusetts		9 2		105	A	New Mexico		7 4	
1	H	Arizona St.		2 6		37	N	Fordham		2 0		64	N	Northwestern		8 1		105	A	New Mexico		12 3	
1	H	Arizona St.		4 6		41	N	Illinois		3 2		70	N	Mississippi St.		18 5		105	A	New Mexico		11 2	
3	N	Texas		0 12		43	A	San Diego St.		6 3		78	A	Oregon St.		6 1		131	N	Cal Poly		5 3	
7	H	California		0 10								78	A	Oregon St.		5 4		180	N	Sacramento St.		7 4	
7	H	California		2 1								78	A	Oregon St.		3 4		216	N	UC Riverside		22 3	
7	H	California		9 1								79	N	Boise St.		4 1		216	N	UC Riverside		23 4	
8	A	Arizona		1 6								88	N	Cal St. Fullerton		14 2		259	A	Cal St. Bakersfield		9 0	
8	A	Arizona		5 13								94	N	Ill.-Chicago		8 0		259	A	Cal St. Bakersfield		8 0	
8	A	Arizona		3 0								95	H	S.C. Upstate		10 7		268	H	Seattle		16 2	
9	N	Oklahoma		6 7								95	H	S.C. Upstate		10 2							
14	N	Texas A&M		11 4								100	A	UNLV		17 13							
15	H	Oregon		3 2																			
15	H	Oregon		4 2																			
15	H	Oregon		0 8																			
17	N	Notre Dame		7 4																			
19	A	Stanford		1 2																			
19	A	Stanford		1 3																			
19	A	Stanford		7 1																			
20	A	UCLA		0 4																			
20	A	UCLA		2 5																			
20	A	UCLA		4 3																			
						LAST 10 GAMES																	
						78	A	Oregon St.		5 4		1	H	Arizona St.		4 6							
						78	A	Oregon St.		3 4		19	A	Stanford		1 3							
						78	A	Oregon St.		6 1		19	A	Stanford		7 1							
						1	H	Arizona St.		2 6		19	A	Stanford		1 2							
						1	H	Arizona St.		0 2		20	A	UCLA		4 3							

Non-Div. I Games:

Washington

Average RPI Win:		106	WON-LOST RECORD		WINNING PCT. RANK	LAST 10 GAMES		STRENGTH OF SCHEDULE		OPP. STRENGTH OF SCHEDULE	TEAM RPI	ADJ RPI	CONF. RPI	ADJ CONF. RPI			
DIV. I ONLY			41-13-0		.75926	20		8-2-0		27	18	16	.64817	14	2	2	
DIV. I NON-CONF.			28-8-0		.77778	30		0-1-0		128	52	36	.58772	36	2	2	
TOTALS		RPI 1-25		RPI 26-50		W-L RECORDS		RPI 51-100		RPI 101-150		RPI 150+					
41-13-0		7-10-0		6-2-0		OVERALL		9-1-0		4-0-0		15-0-0					
22-0-0		6-0-0		4-0-0		HOME		4-0-0		2-0-0		6-0-0					
7-7-0		1-6-0		0-0-0		AWAY		3-1-0		0-0-0		3-0-0					
12-6-0		0-4-0		2-2-0		NEUTRAL		2-0-0		2-0-0		6-0-0					
28-8-0		0-5-0		4-2-0		NON-CONFERENCE		5-1-0		4-0-0		15-0-0					
12-0-0		0-0-0		2-0-0		HOME		2-0-0		2-0-0		6-0-0					
4-2-0		0-1-0		0-0-		AWAY		1-1-0		0-0-0		3-0-0					
12-6-0		0-4-0		2-2-0		NEUTRAL		2-0-0		2-0-0		6-0-0					
13-5-0		7-5-0		2-0-0		CONFERENCE		4-0-0		0-0-0		0-0-0					
10-0-0		6-0-0		2-0-0		HOME		2-0-0		0-0-0		0-0-0					
3-5-0		1-5-0		0-0-0		AWAY		2-0-0		0-0-0		0-0-0					
0-0-0		0-0-0		0-0-0		NEUTRAL		0-0-0		0-0-0		0-0-0					
RPI	S	Opponent		Score		RPI	S	Opponent		Score		RPI	S	Opponent		Score	
2	N	Georgia		2	6	30	H	Texas Tech		3	0	51	A	Kansas		13	0
3	A	Texas		3	4	30	H	Texas Tech		5	2	51	A	Kansas		3	2
3	H	Texas		5	1	34	N	Long Beach St.		8	0	53	A	South Fla.		10	2
5	A	Missouri		0	3	39	N	BYU		2	7	64	N	Northwestern		9	1
5	A	Missouri		3	6	43	H	San Diego St.		7	1	68	H	Iowa St.		7	5
8	N	Arizona		3	6	43	H	San Diego St.		9	1	68	H	Iowa St.		8	0
9	A	Oklahoma		3	0	44	N	Jacksonville		1	3	70	A	Mississippi St.		3	7
9	A	Oklahoma		0	2	48	N	Memphis		1	0	74	H	Texas St.		6	0
11	A	Baylor		1	2							88	N	Cal St. Fullerton		6	2
11	H	Baylor		6	5							91	H	UTSA		4	0
13	N	Washington		4	11												
15	N	Oregon		0	5												
16	H	Nebraska		3	0												
16	H	Nebraska		5	1												
21	H	Oklahoma St.		7	3												
21	H	Oklahoma St.		4	2												
22	A	Houston		3	4												
						LAST 10 GAMES											
						30	H	Texas Tech		5	2	51	A	Kansas		13	0
						30	H	Texas Tech		3	0	51	A	Kansas		3	2
						21	H	Oklahoma St.		7	3	9	A	Oklahoma		0	2
						21	H	Oklahoma St.		4	2	9	A	Oklahoma		3	0
						3	H	Texas		5	1	22	A	Houston		3	4

Non-Div. I Games:

Texas A&amp;M



Average RPI Win: 103		WON-LOST RECORD	WINNING PCT. RANK	LAST 10 GAMES	STRENGTH OF SCHEDULE	OPP. STRENGTH OF SCHEDULE	TEAM RPI	ADJ RPI		CONF. RPI	ADJ CONF. RPI			
Average RPI Loss: 22														
DIV. I ONLY		39-14-0	.73585	28	7-3-0	21	16	17	.64703	15	1	1		
DIV. I NON-CONF.		28-4-0	.875	13	0-0-0	135	101	25	.61084	23	1	1		
<hr/>														
TOTALS		RPI 1-25	RPI 26-50		W-L RECORDS		RPI 51-100		RPI 101-150		RPI 150+			
39-14-0		9-11-0	5-0-0		OVERALL		10-3-0		5-0-0		10-0-0			
12-4-0		5-4-0	0-0-0		HOME		3-0-0		0-0-0		4-0-0			
7-6-0		3-6-0	0-0-0		AWAY		1-0-0		3-0-0		0-0-0			
20-4-0		1-1-0	5-0-0		NEUTRAL		6-3-0		2-0-0		6-0-0			
28-4-0		1-1-0	5-0-0		NON-CONFERENCE		7-3-0		5-0-0		10-0-0			
4-0-0		0-0-0	0-0-0		HOME		0-0-0		0-0-0		4-0-0			
4-0-0		0-0-0	0-0-		AWAY		1-0-0		3-0-0		0-0-0			
20-4-0		1-1-0	5-0-0		NEUTRAL		6-3-0		2-0-0		6-0-0			
11-10-0		8-10-0	0-0-0		CONFERENCE		3-0-0		0-0-0		0-0-0			
8-4-0		5-4-0	0-0-0		HOME		3-0-0		0-0-0		0-0-0			
3-6-0		3-6-0	0-0-0		AWAY		0-0-0		0-0-0		0-0-0			
0-0-0		0-0-0	0-0-0		NEUTRAL		0-0-0		0-0-0		0-0-0			
RPI	S	Opponent	Score		RPI	S	Opponent	Score		RPI	S	Opponent	Score	
1	H	Arizona St.	2	1	35	N	La.-Lafayette	5	2	52	A	Pacific	9	1
1	H	Arizona St.	5	10	39	N	BYU	3	2	52	N	Pacific	2	4
1	H	Arizona St.	0	2	40	N	Illinois St.	6	0	56	N	Hawaii	13	5
4	N	Alabama	0	10	41	N	Illinois	2	1	65	N	Virginia	2	3
7	A	California	0	2	42	N	North Carolina	1	0	78	H	Oregon St.	8	1
7	A	California	2	5						78	H	Oregon St.	7	4
7	A	California	0	5						78	H	Oregon St.	7	1
8	A	Arizona	6	7						79	N	Boise St.	10	0
8	A	Arizona	12	6						88	N	Cal St. Fullerton	3	4
8	A	Arizona	2	0						93	N	North Texas	12	4
13	A	Washington	2	4						97	N	Utah	8	5
13	A	Washington	2	3						100	N	UNLV	11	3
13	A	Washington	8	0						100	N	UNLV	8	4
14	N	Texas A&M	5	0										
19	H	Stanford	1	4										
19	H	Stanford	4	2										
19	H	Stanford	2	0										
20	H	UCLA	6	5										
20	H	UCLA	5	0										
20	H	UCLA	4	7										
					LAST 10 GAMES									
					20	H	UCLA	5	0	19	H	Stanford	1	4
					20	H	UCLA	4	7	8	A	Arizona	6	7
					20	H	UCLA	6	5	8	A	Arizona	12	6
					19	H	Stanford	4	2	8	A	Arizona	2	0
					19	H	Stanford	2	0	78	H	Oregon St.	8	1

Non-Div. I Games:

Oregon

Average RPI Win: 116		WON-LOST RECORD		WINNING PCT. RANK		LAST 10 GAMES		STRENGTH OF SCHEDULE		OPP. STRENGTH OF SCHEDULE		TEAM RPI		ADJ RPI		CONF. RPI		ADJ CONF. RPI	
DIV. I ONLY		39-12-0		.76471 18		7-3-0		32		36		18		.64067 16		2		2	
DIV. I NON-CONF.		30-3-0		.90909 9		2-0-0		150		120		21		.61606 21		2		2	
TOTALS		RPI 1-25		RPI 26-50		W-L RECORDS		RPI 51-100		RPI 101-150		RPI 150+							
39-12-0		6-9-0		6-2-0		OVERALL		9-0-0		5-0-0		13-1-0							
10-4-0		3-3-0		1-1-0		HOME		1-0-0		1-0-0		4-0-0							
11-6-0		1-5-0		3-1-0		AWAY		4-0-0		1-0-0		2-0-0							
18-2-0		2-1-0		2-0-0		NEUTRAL		4-0-0		3-0-0		7-1-0							
30-3-0		2-1-0		5-1-0		NON-CONFERENCE		5-0-0		5-0-0		13-1-0							
5-0-0		0-0-0		0-0-0		HOME		0-0-0		1-0-0		4-0-0							
7-1-0		0-0-0		3-0-		AWAY		1-0-0		1-0-0		2-0-0							
18-2-0		2-1-0		2-0-0		NEUTRAL		4-0-0		3-0-0		7-1-0							
9-9-0		4-8-0		1-1-0		CONFERENCE		4-0-0		0-0-0		0-0-0							
5-4-0		3-3-0		1-1-0		HOME		1-0-0		0-0-0		0-0-0							
4-5-0		1-5-0		0-0-0		AWAY		3-0-0		0-0-0		0-0-0							
0-0-0		0-0-0		0-0-0		NEUTRAL		0-0-0		0-0-0		0-0-0							
RPI S	Opponent	Score		RPI S	Opponent	Score		RPI S	Opponent	Score		RPI S	Opponent	Score					
3 H	Texas	0	1	30 H	Texas Tech	7	0	51 A	Kansas	7	1	133 N	Portland St.	11	2				
3 H	Texas	3	4	30 H	Texas Tech	0	5	51 A	Kansas	4	0	139 N	Ohio St.	10	0				
5 H	Missouri	1	4	31 N	Maryland	6	4	56 N	Hawaii	3	0	144 A	Creighton	10	2				
5 H	Missouri	3	2	39 N	BYU	4	3	68 A	Iowa St.	10	1	144 H	Creighton	7	2				
6 N	Florida	1	0	50 A	New Mexico St.	6	3	68 H	Iowa St.	8	7	150 N	Northwestern St.	7	0				
8 N	Arizona	1	6	50 A	New Mexico St.	16	1	78 N	Oregon St.	4	1	159 N	Long Island	6	1				
9 A	Oklahoma	3	6	50 A	New Mexico St.	3	4	84 N	Radford	7	2	173 N	Central Conn. St.	8	3				
9 A	Oklahoma	4	1	50 A	New Mexico St.	7	5	88 N	Cal St. Fullerton	3	1	177 N	Tennessee Tech	6	0				
11 A	Baylor	1	2					93 A	North Texas	4	2	177 N	Tennessee Tech	4	3				
11 A	Baylor	0	1									186 N	Nevada	1	5				
14 A	Texas A&M	0	3									187 A	UTEP	16	0				
14 A	Texas A&M	1	5									187 A	UTEP	8	0				
19 N	Stanford	3	2									204 N	San Jose St.	7	3				
21 H	Oklahoma St.	4	3									243 H	South Dakota St.	9	1				
21 H	Oklahoma St.	3	1									243 H	South Dakota St.	1	0				
												269 H	South Dakota	14	0				
												269 H	South Dakota	6	5				
												275 N	La Salle	9	0				
												276 N	Centenary (LA)	10	2				
LAST 10 GAMES																			
21 H	Oklahoma St.	3	1	11 A	Baylor	1	2												
21 H	Oklahoma St.	4	3	30 H	Texas Tech	0	5												
68 A	Iowa St.	10	1	30 H	Texas Tech	7	0												
68 H	Iowa St.	8	7	243 H	South Dakota St.	1	0												
11 A	Baylor	0	1	243 H	South Dakota St.	9	1												

Non-Div. I Games:

Nebraska

Average RPI Win:		103	WON-LOST RECORD		WINNING PCT. RANK		LAST 10 GAMES		STRENGTH OF SCHEDULE		OPP. STRENGTH OF SCHEDULE		TEAM RPI		ADJ RPI		CONF. RPI		ADJ CONF. RPI					
DIV. I ONLY			45-9-0		.83333		8		9-1-0		47		37		14		.64004		17		8		7	
DIV. I NON-CONF.			25-7-0		.78125		29		1-0-0		43		36		14		.61805		19		7		7	
TOTALS		RPI 1-25		RPI 26-50				W-L RECORDS				RPI 51-100				RPI 101-150				RPI 150+				
45-9-0		3-5-0		5-2-0				OVERALL				12-2-0				21-0-0				4-0-0				
18-2-0		2-1-0		0-0-0				HOME				4-1-0				10-0-0				2-0-0				
14-2-0		0-1-0		2-0-0				AWAY				4-1-0				8-0-0				0-0-0				
13-5-0		1-3-0		3-2-0				NEUTRAL				4-0-0				3-0-0				2-0-0				
25-7-0		1-3-0		3-2-0				NON-CONFERENCE				8-2-0				9-0-0				4-0-0				
8-1-0		0-0-0		0-0-0				HOME				2-1-0				4-0-0				2-0-0				
5-1-0		0-0-0		0-0-				AWAY				2-1-0				3-0-0				0-0-0				
12-5-0		1-3-0		3-2-0				NEUTRAL				4-0-0				2-0-0				2-0-0				
20-2-0		2-2-0		2-0-0				CONFERENCE				4-0-0				12-0-0				0-0-0				
10-1-0		2-1-0		0-0-0				HOME				2-0-0				6-0-0				0-0-0				
9-1-0		0-1-0		2-0-0				AWAY				2-0-0				5-0-0				0-0-0				
1-0-0		0-0-0		0-0-0				NEUTRAL				0-0-0				1-0-0				0-0-0				
RPI	S	Opponent		Score		RPI	S	Opponent		Score		RPI	S	Opponent		Score		RPI	S	Opponent		Score		
4	N	Alabama		1	4	26	A	Syracuse		9	2	53	A	South Fla.		1	0	105	N	New Mexico		5	0	
9	N	Oklahoma		2	1	26	A	Syracuse		7	4	53	A	South Fla.		5	0	109	H	Butler		6	1	
10	N	Michigan		4	9	31	N	Maryland		5	3	58	H	Pittsburgh		8	0	109	H	Butler		5	0	
13	N	Washington		4	7	35	N	La.-Lafayette		1	5	58	H	Pittsburgh		8	1	113	A	Col. of Charleston		2	0	
24	A	Louisville		0	6	37	N	Fordham		6	0	62	H	Purdue		7	5	117	H	Loyola (IL)		8	0	
24	H	Louisville		8	5	42	N	North Carolina		4	3	68	N	Iowa St.		1	0	124	H	Northern Ill.		4	1	
24	H	Louisville		4	3	45	N	Longwood		0	2	72	A	Wisconsin		9	1	125	A	Connecticut		14	11	
24	H	Louisville		6	9							85	N	Miami (OH)		3	2	125	A	Connecticut		9	0	
												85	N	Miami (OH)		4	1	125	A	Connecticut		8	4	
												87	H	Valparaiso		10	2	126	H	St. John's (NY)		14	0	
												88	A	Cal St. Fullerton		0	10	126	H	St. John's (NY)		11	1	
												90	A	UCF		5	3	126	H	St. John's (NY)		10	3	
												94	N	Ill.-Chicago		4	1	131	A	Cal Poly		4	1	
												98	H	Western Mich.		2	3	131	A	Cal Poly		2	0	
																		134	N	Liberty		6	4	
																		148	H	Providence		9	0	
																		148	H	Providence		12	4	
																		148	H	Providence		7	3	
																		148	N	Providence		6	4	
																		149	A	Villanova		10	8	
																		149	A	Villanova		2	1	
																		199	N	Marist		10	1	
																		217	H	Bowling Green		10	2	
																		217	H	Bowling Green		8	5	
																		219	N	Delaware		11	1	
LAST 10 GAMES																								
		24 A Louisville		0	6			58 H Pittsburgh		8	0			217 H Bowling Green		10	2			217 H Bowling Green		8	5	
		148 N Providence		6	4			87 H Valparaiso		10	2			219 N Delaware		11	1			126 H St. John's (NY)		14	0	
		125 A Connecticut		14	11			126 H St. John's (NY)		11	1													
		125 A Connecticut		9	0																			
		125 A Connecticut		8	4																			

Non-Div. I Games:

Notre Dame

Average RPI Win:		94	WON-LOST RECORD		WINNING PCT. RANK		LAST 10 GAMES		STRENGTH OF SCHEDULE		OPP. STRENGTH OF SCHEDULE		TEAM RPI		ADJ RPI		CONF. RPI		ADJ CONF. RPI					
DIV. I ONLY			44-10-0		.81481		10		8-2-0		46		27		15		.63843		18		5		4	
DIV. I NON-CONF.			26-7-0		.78788		28		0-0-0		55		34		18		.61958		16		5		5	
TOTALS		RPI 1-25		RPI 26-50		W-L RECORDS		RPI 51-100		RPI 101-150		RPI 150+												
44-10-0		0-2-0		16-1-0		OVERALL		14-7-0		4-0-0		10-0-0												
16-3-0		0-1-0		6-1-0		HOME		5-1-0		2-0-0		3-0-0												
14-5-0		0-1-0		3-0-0		AWAY		5-4-0		0-0-0		6-0-0												
14-2-0		0-0-0		7-0-0		NEUTRAL		4-2-0		2-0-0		1-0-0												
26-7-0		0-2-0		8-0-0		NON-CONFERENCE		7-5-0		4-0-0		7-0-0												
8-1-0		0-1-0		1-0-0		HOME		2-0-0		2-0-0		3-0-0												
4-4-0		0-1-0		0-0-		AWAY		1-3-0		0-0-0		3-0-0												
14-2-0		0-0-0		7-0-0		NEUTRAL		4-2-0		2-0-0		1-0-0												
18-3-0		0-0-0		8-1-0		CONFERENCE		7-2-0		0-0-0		3-0-0												
8-2-0		0-0-0		5-1-0		HOME		3-1-0		0-0-0		0-0-0												
10-1-0		0-0-0		3-0-0		AWAY		4-1-0		0-0-0		3-0-0												
0-0-0		0-0-0		0-0-0		NEUTRAL		0-0-0		0-0-0		0-0-0												
RPI	S	Opponent		Score		RPI	S	Opponent		Score		RPI	S	Opponent		Score								
2	A	Georgia		2	10	31	A	Maryland		2	0	51	N	Kansas		2	3							
2	H	Georgia		8	10	31	A	Maryland		4	3	54	A	Virginia Tech		11	3							
						31	A	Maryland		5	2	54	A	Virginia Tech		8	5							
						37	N	Fordham		3	1	54	A	Virginia Tech		2	4							
						37	N	Fordham		6	0	58	N	Pittsburgh		1	2							
						38	N	UAB		8	0	60	A	FIU		1	9							
						41	N	Illinois		5	4	60	A	FIU		3	4							
						42	H	North Carolina		3	2	61	N	Fla. Atlantic		3	2							
						42	H	North Carolina		7	5	65	A	Virginia		9	2							
						42	H	North Carolina		6	4	65	A	Virginia		8	0							
						46	N	Chattanooga		6	1	65	H	Virginia		0	6							
						46	N	Chattanooga		6	1	69	N	Lipscomb		4	3							
						47	H	Penn St.		6	0	69	N	Lipscomb		5	1							
						47	N	Penn St.		2	0	71	H	North Carolina St.		5	4							
						49	H	Florida St.		11	3	71	H	North Carolina St.		8	4							
						49	H	Florida St.		7	2	71	H	North Carolina St.		14	0							
						49	H	Florida St.		4	9	76	N	Jacksonville St.		4	3							
												77	A	Georgia St.		3	0							
												77	H	Georgia St.		1	0							
												92	A	Kennesaw St.		1	4							
						LAST 10 GAMES																		
						65	H	Virginia		0	6													
						49	H	Florida St.		4	9													
						49	H	Florida St.		7	2													
						49	H	Florida St.		11	3													
						165	A	Boston College		9	7													

**Non-Div. I Games:**

Georgia Tech

RPI	S	Opponent	Score
92	H	Kennesaw St.	6 1
<hr/>			
165	A	Boston College	11 2
165	A	Boston College	2 1
65	A	Virginia	9 2
65	A	Virginia	8 0
42	H	North Carolina	3 2

Average RPI Win: 111		WON-LOST RECORD		WINNING PCT. RANK		LAST 10 GAMES		STRENGTH OF SCHEDULE		OPP. STRENGTH OF SCHEDULE		TEAM RPI		ADJ RPI		CONF. RPI		ADJ CONF. RPI					
DIV. I ONLY		38-15-0		.71698 31		5-5-0		20		22		20		.63757 19		1		1					
DIV. I NON-CONF.		28-4-0		.875 13		1-0-0		124		130		24		.60876 24		1		1					
TOTALS		RPI 1-25		RPI 26-50		W-L RECORDS		RPI 51-100		RPI 101-150		RPI 150+											
38-15-0		9-12-0		1-2-0		OVERALL		8-1-0		6-0-0		14-0-0											
18-6-0		3-4-0		0-2-0		HOME		5-0-0		1-0-0		9-0-0											
7-7-0		5-7-0		0-0-0		AWAY		1-0-0		0-0-0		1-0-0											
13-2-0		1-1-0		1-0-0		NEUTRAL		2-1-0		5-0-0		4-0-0											
28-4-0		2-1-0		1-2-0		NON-CONFERENCE		5-1-0		6-0-0		14-0-0											
13-2-0		1-0-0		0-2-0		HOME		2-0-0		1-0-0		9-0-0											
2-0-0		0-0-0		0-0-		AWAY		1-0-0		0-0-0		1-0-0											
13-2-0		1-1-0		1-0-0		NEUTRAL		2-1-0		5-0-0		4-0-0											
10-11-0		7-11-0		0-0-0		CONFERENCE		3-0-0		0-0-0		0-0-0											
5-4-0		2-4-0		0-0-0		HOME		3-0-0		0-0-0		0-0-0											
5-7-0		5-7-0		0-0-0		AWAY		0-0-0		0-0-0		0-0-0											
0-0-0		0-0-0		0-0-0		NEUTRAL		0-0-0		0-0-0		0-0-0											
RPI	S	Opponent		Score		RPI	S	Opponent		Score		RPI	S	Opponent		Score							
1	A	Arizona St.		6 1		39	N	BYU		7 4		52	A	Pacific		6 1		106	H	North Dakota St.		12 0	
1	A	Arizona St.		1 3		43	H	San Diego St.		2 3		56	N	Hawaii		1 6		110	N	UC Santa Barbara		7 2	
1	A	Arizona St.		1 4		48	H	Memphis		1 2		64	H	Northwestern		6 5		133	N	Portland St.		12 4	
7	A	California		2 1								64	H	Northwestern		6 5		133	N	Portland St.		3 1	
7	A	California		1 4								66	N	Iowa		2 1		146	N	Cal St. Northridge		9 0	
7	A	California		0 2								78	H	Oregon St.		7 0		146	N	Cal St. Northridge		8 2	
8	H	Arizona		1 6								78	H	Oregon St.		8 1		158	A	UC Davis		6 0	
8	H	Arizona		0 2								78	H	Oregon St.		3 1		158	H	UC Davis		5 3	
8	H	Arizona		0 8								93	N	North Texas		5 2		158	H	UC Davis		4 3	
12	N	Tennessee		5 0														172	N	Southern Miss.		5 0	
13	H	Washington		1 7														179	N	Murray St.		14 2	
13	H	Washington		3 1														180	H	Sacramento St.		9 1	
13	H	Washington		2 1														182	H	Coastal Caro.		10 2	
15	A	Oregon		4 1														182	H	Coastal Caro.		10 0	
15	A	Oregon		0 2														186	N	Nevada		10 2	
15	A	Oregon		2 4														204	H	San Jose St.		3 1	
16	N	Nebraska		2 3														212	H	St. Mary's (CA)		2 0	
20	A	UCLA		5 1														213	H	Colorado St.		16 2	
20	A	UCLA		5 6														240	N	Utah St.		18 10	
20	A	UCLA		6 2														265	H	Santa Clara		12 0	
23	H	Kentucky		4 2																			
						LAST 10 GAMES																	
						1	A	Arizona St.		1 4		15	A	Oregon		4 1							
						6	A	Arizona St.		6 1		265	H	Santa Clara		12 0							
						1	A	Arizona St.		1 3		13	H	Washington		3 1							
						15	A	Oregon		2 4		13	H	Washington		1 7							
						15	A	Oregon		0 2		13	H	Washington		2 1							

Non-Div. I Games:

Stanford

Average RPI Win:	92	WON-LOST RECORD	WINNING PCT. RANK	LAST 10 GAMES	STRENGTH OF SCHEDULE	OPP. STRENGTH OF SCHEDULE	TEAM RPI	ADJ RPI	CONF. RPI	ADJ CONF. RPI		
DIV. I ONLY		33-17-0	.66	58	2-8-0	7	1	19	.63736	20	1	1
DIV. I NON-CONF.		24-5-0	.82759	24	0-0-0	79	38	15	.61817	18	1	1
<hr/>												
TOTALS	RPI 1-25	RPI 26-50		W-L RECORDS		RPI 51-100		RPI 101-150		RPI 150+		
33-17-0	7-15-0	4-1-0		OVERALL		7-0-0		11-1-0		4-0-0		
16-5-0	4-5-0	1-0-0		HOME		4-0-0		6-0-0		1-0-0		
5-7-0	2-7-0	2-0-0		AWAY		0-0-0		1-0-0		0-0-0		
12-5-0	1-3-0	1-1-0		NEUTRAL		3-0-0		4-1-0		3-0-0		
24-5-0	1-3-0	4-1-0		NON-CONFERENCE		4-0-0		11-1-0		4-0-0		
9-0-0	0-0-0	1-0-0		HOME		1-0-0		6-0-0		1-0-0		
3-0-0	0-0-0	2-0-		AWAY		0-0-0		1-0-0		0-0-0		
12-5-0	1-3-0	1-1-0		NEUTRAL		3-0-0		4-1-0		3-0-0		
9-12-0	6-12-0	0-0-0		CONFERENCE		3-0-0		0-0-0		0-0-0		
7-5-0	4-5-0	0-0-0		HOME		3-0-0		0-0-0		0-0-0		
2-7-0	2-7-0	0-0-0		AWAY		0-0-0		0-0-0		0-0-0		
0-0-0	0-0-0	0-0-0		NEUTRAL		0-0-0		0-0-0		0-0-0		
RPI S	Opponent	Score	RPI S	Opponent	Score	RPI S	Opponent	Score	RPI S	Opponent	Score	
1 A	Arizona St.	0 2	34 A	Long Beach St.	7 3	64 N	Northwestern	5 4	102 H	Ohio	9 1	
1 A	Arizona St.	4 1	39 N	BYU	5 2	78 H	Oregon St.	9 1	106 H	North Dakota St.	7 0	
1 A	Arizona St.	0 5	39 N	BYU	4 6	78 H	Oregon St.	6 2	106 H	North Dakota St.	15 2	
6 N	Florida	1 4	43 A	San Diego St.	3 1	78 H	Oregon St.	12 2	110 H	UC Santa Barbara	10 4	
7 A	California	1 2	43 H	San Diego St.	8 2	88 N	Cal St. Fullerton	11 2	110 H	UC Santa Barbara	12 2	
7 A	California	1 9				90 H	UCF	10 2	114 N	Arkansas	3 4	
7 A	California	2 7				97 N	Utah	6 2	123 H	Loyola Marymount	5 4	
8 H	Arizona	1 7							131 N	Cal Poly	4 0	
8 H	Arizona	5 1							133 N	Portland St.	3 0	
8 H	Arizona	1 5							138 N	SIU Edwardsville	3 2	
9 N	Oklahoma	3 0							139 N	Ohio St.	12 5	
11 N	Baylor	1 5							146 A	Cal St. Northridge	8 0	
12 N	Tennessee	1 7							180 N	Sacramento St.	5 3	
13 H	Washington	3 4							212 N	St. Mary's (CA)	12 1	
13 H	Washington	5 2							240 H	Utah St.	19 0	
13 H	Washington	4 0							240 N	Utah St.	13 3	
15 A	Oregon	5 6										
15 A	Oregon	7 4										
15 A	Oregon	0 5										
19 H	Stanford	1 5										
19 H	Stanford	2 6										
19 H	Stanford	6 5										
			LAST 10 GAMES									
15 A	Oregon	0 5	8 H	Arizona	1 5							
15 A	Oregon	7 4	7 A	California	1 2							
15 A	Oregon	5 6	7 A	California	1 9							
8 H	Arizona	5 1	7 A	California	2 7							
8 H	Arizona	1 7	13 H	Washington	3 4							

Non-Div. I Games:

UCLA

Average RPI Win:		93	WON-LOST RECORD		WINNING PCT. RANK	LAST 10 GAMES		STRENGTH OF SCHEDULE		OPP. STRENGTH OF SCHEDULE	TEAM RPI	ADJ RPI		CONF. RPI	ADJ CONF. RPI		
DIV. I ONLY			37-17-0		.68519	45	3-7-0		15	15	21	.63326		21	2	2	
DIV. I NON-CONF.			29-6-0		.82857	21	0-1-0		85	47	19	.61747		20	2	2	
TOTALS		RPI 1-25		RPI 26-50		W-L RECORDS		RPI 51-100		RPI 101-150		RPI 150+					
37-17-0		5-12-0		5-2-0		OVERALL		14-2-0		5-0-0		8-1-0					
15-5-0		1-4-0		3-0-0		HOME		6-1-0		2-0-0		3-0-0					
6-9-0		2-7-0		1-0-0		AWAY		3-1-0		0-0-0		0-1-0					
16-3-0		2-1-0		1-2-0		NEUTRAL		5-0-0		3-0-0		5-0-0					
29-6-0		2-2-0		3-2-0		NON-CONFERENCE		11-1-0		5-0-0		8-1-0					
10-1-0		0-0-0		1-0-0		HOME		4-1-0		2-0-0		3-0-0					
3-3-0		0-2-0		1-0-		AWAY		2-0-0		0-0-0		0-1-0					
16-2-0		2-0-0		1-2-0		NEUTRAL		5-0-0		3-0-0		5-0-0					
8-11-0		3-10-0		2-0-0		CONFERENCE		3-1-0		0-0-0		0-0-0					
5-4-0		1-4-0		2-0-0		HOME		2-0-0		0-0-0		0-0-0					
3-6-0		2-5-0		0-0-0		AWAY		1-1-0		0-0-0		0-0-0					
0-1-0		0-1-0		0-0-0		NEUTRAL		0-0-0		0-0-0		0-0-0					
RPI	S	Opponent		Score		RPI	S	Opponent		Score		RPI	S	Opponent		Score	
1	A	Arizona St.		0	1	27	H	Auburn		3	2	51	H	Kansas		3	2
2	N	Georgia		1	0	27	N	Auburn		3	4	51	H	Kansas		4	3
3	H	Texas		0	10	28	A	Tulsa		2	0	53	A	South Fla.		9	5
3	H	Texas		3	6	30	H	Texas Tech		7	1	57	N	Massachusetts		5	0
5	H	Missouri		0	5	30	H	Texas Tech		2	1	61	N	Fla. Atlantic		8	2
5	H	Missouri		1	5	34	N	Long Beach St.		5	3	64	N	Northwestern		5	4
9	A	Oklahoma		1	5	36	N	Fresno St.		3	4	68	A	Iowa St.		3	4
9	H	Oklahoma		2	1							68	A	Iowa St.		15	1
9	N	Oklahoma		0	7							73	H	Minnesota		9	0
11	A	Baylor		5	1							73	H	Minnesota		0	1
11	A	Baylor		4	2							81	A	Missouri St.		1	0
14	A	Texas A&M		2	4							81	H	Missouri St.		10	2
14	A	Texas A&M		3	7							88	N	Cal St. Fullerton		12	1
16	A	Nebraska		3	4							93	H	North Texas		9	5
16	A	Nebraska		1	3							94	H	Ill.-Chicago		1	0
22	A	Houston		2	3							97	N	Utah		5	3
25	N	LSU		5	3												
LAST 10 GAMES																	
16	A	Nebraska		1	3	5	H	Missouri		0	5						
16	A	Nebraska		3	4	9	H	Oklahoma		2	1						
5	H	Missouri		1	5	11	A	Baylor		5	1						
14	A	Texas A&M		3	7	11	A	Baylor		4	2						
14	A	Texas A&M		2	4	192	A	Wichita St.		2	4						

Non-Div. I Games:

Oklahoma St.



Average RPI Win:	103	WON-LOST RECORD		WINNING PCT. RANK		LAST 10 GAMES		STRENGTH OF SCHEDULE		OPP. STRENGTH OF SCHEDULE		TEAM RPI		ADJ RPI		CONF. RPI		ADJ CONF. RPI					
DIV. I ONLY		40-16-0		.71429	32	8-2-0		29		43		26		.62899	22	6		6					
DIV. I NON-CONF.		20-10-0		.66667	52	1-1-0		15		32		23		.62066	15	6		6					
<hr/>																							
TOTALS		RPI 1-25		RPI 26-50		W-L RECORDS		RPI 51-100		RPI 101-150		RPI 150+											
40-16-0		6-3-0		9-8-0		OVERALL		5-3-0		7-0-0		13-2-0											
19-6-0		5-2-0		2-4-0		HOME		4-0-0		4-0-0		4-0-0											
14-8-0		1-1-0		5-3-0		AWAY		1-3-0		0-0-0		7-1-0											
7-2-0		0-0-0		2-1-0		NEUTRAL		0-0-0		3-0-0		2-1-0											
20-10-0		6-3-0		2-2-0		NON-CONFERENCE		2-3-0		4-0-0		6-2-0											
11-2-0		5-2-0		0-0-0		HOME		1-0-0		1-0-0		4-0-0											
3-6-0		1-1-0		0-0-		AWAY		1-3-0		0-0-0		1-1-0											
6-2-0		0-0-0		2-1-0		NEUTRAL		0-0-0		3-0-0		1-1-0											
20-6-0		0-0-0		7-6-0		CONFERENCE		3-0-0		3-0-0		7-0-0											
8-4-0		0-0-0		2-4-0		HOME		3-0-0		3-0-0		0-0-0											
11-2-0		0-0-0		5-2-0		AWAY		0-0-0		0-0-0		6-0-0											
1-0-0		0-0-0		0-0-0		NEUTRAL		0-0-0		0-0-0		1-0-0											
RPI	S	Opponent		Score		RPI	S	Opponent		Score		RPI	S	Opponent		Score		RPI	S	Opponent		Score	
3	A	Texas		1	4	28	H	Tulsa		2	0	59	A	A&M-Corpus Christi		2	3	102	H	Ohio		10	0
10	H	Michigan		3	10	28	H	Tulsa		9	1	59	A	A&M-Corpus Christi		6	8	118	N	La.-Monroe		1	0
11	A	Baylor		1	0	28	H	Tulsa		0	1	63	H	Southern Ill.		2	1	118	N	La.-Monroe		8	0
11	H	Baylor		8	0	33	A	East Carolina		8	0	74	A	Texas St.		2	10	131	N	Cal Poly		10	1
11	H	Baylor		4	6	33	A	East Carolina		0	1	74	A	Texas St.		9	0	145	H	Marshall		4	0
14	H	Texas A&M		4	3	33	A	East Carolina		5	3	90	H	UCF		2	0	145	H	Marshall		3	2
21	H	Oklahoma St.		3	2	33	A	East Carolina		1	0	90	H	UCF		4	0	145	H	Marshall		4	1
25	H	LSU		1	0	34	N	Long Beach St.		0	3	90	H	UCF		7	0	154	A	Sam Houston St.		6	1
25	H	LSU		5	4	36	N	Fresno St.		4	3							154	A	Sam Houston St.		0	2
						38	H	UAB		0	1							154	N	Sam Houston St.		9	1
						38	H	UAB		1	3							172	A	Southern Miss.		11	0
						38	H	UAB		1	2							172	A	Southern Miss.		10	2
						39	N	BYU		4	0							172	A	Southern Miss.		5	0
						43	A	San Diego St.		0	6							172	N	Southern Miss.		4	2
						48	A	Memphis		8	0							176	H	Houston Baptist		6	0
						48	A	Memphis		7	1							187	A	UTEP		15	0
						48	A	Memphis		0	2							187	A	UTEP		10	2
																		187	A	UTEP		13	3
																		194	H	Stephen F. Austin		8	1
																		196	H	Nicholls St.		6	0
																		198	N	Central Ark.		0	1
																		242	H	Southern U.		12	2
						LAST 10 GAMES																	
						33	A	East Carolina		0	1	33	A	East Carolina		5	3						
						172	N	Southern Miss.		4	2	33	A	East Carolina		8	0						
						90	H	UCF		7	0	33	A	East Carolina		1	0						
						90	H	UCF		4	0	74	A	Texas St.		9	0						
						90	H	UCF		2	0	74	A	Texas St.		2	10						

Non-Div. I Games:

Houston

Average RPI Win: 99		WON-LOST	WINNING	LAST 10	STRENGTH OF		OPP. STRENGTH	TEAM	ADJ	CONF.	ADJ CONF.
Average RPI Loss: 25		RECORD	PCT. RANK	GAMES	SCHEDULE		OF SCHEDULE	RPI	RPI	RPI	RPI
DIV. I ONLY		36-14-0	.72	29	6-4-0		31	12	23	.62836	23
DIV. I NON-CONF.		22-4-0	.84615	19	3-0-0		156	44	31	.59641	33
TOTALS		RPI 1-25	RPI 26-50		W-L RECORDS		RPI 51-100		RPI 101-150		RPI 150+
36-14-0		7-9-0	3-4-0		OVERALL		8-1-0		11-0-0		7-0-0
13-3-0		6-1-0	1-2-0		HOME		3-0-0		0-0-0		3-0-0
12-9-0		1-7-0	1-1-0		AWAY		4-1-0		4-0-0		2-0-0
11-2-0		0-1-0	1-1-0		NEUTRAL		1-0-0		7-0-0		2-0-0
22-4-0		1-2-0	2-2-0		NON-CONFERENCE		3-0-0		9-0-0		7-0-0
4-0-0		1-0-0	0-0-0		HOME		0-0-0		0-0-0		3-0-0
7-3-0		0-2-0	1-0-		AWAY		2-0-0		2-0-0		2-0-0
11-1-0		0-0-0	1-1-0		NEUTRAL		1-0-0		7-0-0		2-0-0
14-10-0		6-7-0	1-2-0		CONFERENCE		5-1-0		2-0-0		0-0-0
9-3-0		5-1-0	1-2-0		HOME		3-0-0		0-0-0		0-0-0
5-6-0		1-5-0	0-0-0		AWAY		2-1-0		2-0-0		0-0-0
0-1-0		0-1-0	0-0-0		NEUTRAL		0-0-0		0-0-0		0-0-0
RPI S	Opponent	Score	RPI S	Opponent	Score	RPI S	Opponent	Score	RPI S	Opponent	Score
2 A	Georgia	3 8	27 H	Auburn	10 2	60 A	FIU	5 0	106 N	North Dakota St.	5 4
2 A	Georgia	1 6	27 H	Auburn	1 2	62 N	Purdue	3 0	107 N	Ga. Southern	7 0
2 A	Georgia	1 9	27 H	Auburn	3 5	63 A	Southern Ill.	9 5	107 N	Ga. Southern	9 1
6 H	Florida	10 2	32 N	DePaul	6 3	70 H	Mississippi St.	12 6	114 A	Arkansas	7 2
6 H	Florida	9 2	48 N	Memphis	2 3	70 H	Mississippi St.	8 0	114 A	Arkansas	4 0
6 H	Florida	7 6	49 A	Florida St.	0 2	70 H	Mississippi St.	5 0	138 N	SIU Edwardsville	2 0
12 H	Tennessee	5 4	49 A	Florida St.	7 2	80 A	South Carolina	5 3	139 N	Ohio St.	9 0
12 H	Tennessee	0 10				80 A	South Carolina	3 2	140 N	Middle Tenn.	13 0
12 H	Tennessee	9 6				80 A	South Carolina	3 4	142 N	North Florida	5 2
12 N	Tennessee	1 4							145 A	Marshall	9 4
19 A	Stanford	2 4							145 A	Marshall	10 4
24 A	Louisville	0 6							158 N	UC Davis	2 0
24 H	Louisville	14 8							177 H	Tennessee Tech	4 3
25 A	LSU	1 2							177 H	Tennessee Tech	9 0
25 A	LSU	6 1							203 H	Eastern Ky.	7 0
25 A	LSU	1 4							213 N	Colorado St.	7 0
									250 A	Austin Peay	16 0
									250 A	Austin Peay	13 0
LAST 10 GAMES											
						12 N	Tennessee	1 4	80 A	South Carolina	3 2
						27 H	Auburn	1 2	80 A	South Carolina	5 3
						27 H	Auburn	10 2	24 H	Louisville	14 8
						27 H	Auburn	3 5	203 H	Eastern Ky.	7 0
						80 A	South Carolina	3 4	177 H	Tennessee Tech	4 3

Non-Div. I Games:

Kentucky

Average RPI Win:		106	WON-LOST RECORD		WINNING PCT. RANK	LAST 10 GAMES		STRENGTH OF SCHEDULE		OPP. STRENGTH OF SCHEDULE	TEAM RPI	ADJ RPI		CONF. RPI	ADJ CONF. RPI		
Average RPI Loss:		38															
DIV. I ONLY			36-18-0		.66667	54	5-5-0		10	40	22	.62337	24	8	7		
DIV. I NON-CONF.			20-9-0		.68966	44	0-1-0		6	19	12	.62578	13	7	7		
TOTALS		RPI 1-25		RPI 26-50		W-L RECORDS		RPI 51-100		RPI 101-150		RPI 150+					
36-18-0		3-9-0		6-5-0		OVERALL		8-1-0		12-3-0		7-0-0					
18-6-0		2-2-0		1-1-0		HOME		1-1-0		8-2-0		6-0-0					
8-11-0		1-7-0		3-4-0		AWAY		3-0-0		0-0-0		1-0-0					
10-1-0		0-0-0		2-0-0		NEUTRAL		4-0-0		4-1-0		0-0-0					
20-9-0		1-7-0		4-0-0		NON-CONFERENCE		4-1-0		8-1-0		3-0-0					
9-3-0		1-2-0		1-0-0		HOME		0-1-0		4-0-0		3-0-0					
1-5-0		0-5-0		1-0-		AWAY		0-0-0		0-0-0		0-0-0					
10-1-0		0-0-0		2-0-0		NEUTRAL		4-0-0		4-1-0		0-0-0					
16-9-0		2-2-0		2-5-0		CONFERENCE		4-0-0		4-2-0		4-0-0					
9-3-0		1-0-0		0-1-0		HOME		1-0-0		4-2-0		3-0-0					
7-6-0		1-2-0		2-4-0		AWAY		3-0-0		0-0-0		1-0-0					
0-0-0		0-0-0		0-0-0		NEUTRAL		0-0-0		0-0-0		0-0-0					
RPI	S	Opponent		Score		RPI	S	Opponent		Score		RPI	S	Opponent		Score	
3	A	Texas		2	6	26	A	Syracuse		5	9	53	H	South Fla.		2	1
3	A	Texas		4	14	26	A	Syracuse		2	3	58	A	Pittsburgh		10	3
4	A	Alabama		2	10	26	A	Syracuse		2	5	58	A	Pittsburgh		7	2
4	A	Alabama		8	9	26	A	Syracuse		0	3	58	A	Pittsburgh		3	2
10	H	Michigan		1	4	26	H	Syracuse		0	1	71	N	North Carolina St.		3	2
10	H	Michigan		0	2	28	N	Tulsa		5	0	72	N	Wisconsin		3	0
17	A	Notre Dame		5	8	28	N	Tulsa		4	1	85	H	Miami (OH)		5	6
17	A	Notre Dame		3	4	29	H	Indiana		1	0	91	N	UTSA		7	3
17	A	Notre Dame		9	6	32	A	DePaul		2	1	91	N	UTSA		2	1
17	H	Notre Dame		6	0	32	A	DePaul		13	2						
23	A	Kentucky		8	14	43	A	San Diego St.		7	0						
23	H	Kentucky		6	0												
						LAST 10 GAMES											
						26	H	Syracuse		0	1	26	A	Syracuse		0	3
						17	H	Notre Dame		6	0	233	A	Georgetown		8	1
						53	H	South Fla.		2	1	148	H	Providence		4	0
						26	A	Syracuse		2	5	23	A	Kentucky		8	14
						26	A	Syracuse		5	9	17	A	Notre Dame		9	6

Non-Div. I Games:

Louisville

Average RPI Win: 105		WON-LOST RECORD	WINNING PCT. RANK	LAST 10 GAMES	STRENGTH OF SCHEDULE	OPP. STRENGTH OF SCHEDULE	TEAM RPI	ADJ RPI		CONF. RPI	ADJ CONF. RPI						
Average RPI Loss: 21																	
DIV. I ONLY		38-16-0	.7037	36	9-1-0	35	3	25	.62299	25	3	3					
DIV. I NON-CONF.		19-6-0	.76	32	1-0-0	122	26	39	.58484	37	3	3					
<hr/>																	
TOTALS		RPI 1-25		RPI 26-50		W-L RECORDS		RPI 51-100		RPI 101-150		RPI 150+					
38-16-0		6-15-0		3-0-0		OVERALL		10-0-0		6-0-0		13-1-0					
21-6-0		6-6-0		0-0-0		HOME		7-0-0		1-0-0		7-0-0					
13-6-0		0-5-0		2-0-0		AWAY		3-0-0		4-0-0		4-1-0					
4-4-0		0-4-0		1-0-0		NEUTRAL		0-0-0		1-0-0		2-0-0					
19-6-0		1-5-0		1-0-0		NON-CONFERENCE		4-0-0		3-0-0		10-1-0					
13-0-0		1-0-0		0-0-0		HOME		4-0-0		1-0-0		7-0-0					
2-3-0		0-2-0		0-0-		AWAY		0-0-0		1-0-0		1-1-0					
4-3-0		0-3-0		1-0-0		NEUTRAL		0-0-0		1-0-0		2-0-0					
19-10-0		5-10-0		2-0-0		CONFERENCE		6-0-0		3-0-0		3-0-0					
8-6-0		5-6-0		0-0-0		HOME		3-0-0		0-0-0		0-0-0					
11-3-0		0-3-0		2-0-0		AWAY		3-0-0		3-0-0		3-0-0					
0-1-0		0-1-0		0-0-0		NEUTRAL		0-0-0		0-0-0		0-0-0					
RPI	S	Opponent		Score		RPI	S	Opponent		Score		RPI	S	Opponent		Score	
2	A	Georgia	0	12		27	A	Auburn	7	3		55	H	Hofstra	1	0	
2	A	Georgia	0	8		27	A	Auburn	1	0		58	H	Pittsburgh	4	0	
2	A	Georgia	3	6		37	N	Fordham	6	2		62	H	Purdue	5	3	
2	N	Georgia	0	9								62	H	Purdue	6	2	
3	H	Texas	2	1								70	A	Mississippi St.	4	2	
4	H	Alabama	2	1								70	A	Mississippi St.	3	1	
4	H	Alabama	3	1								70	A	Mississippi St.	7	6	
4	H	Alabama	2	0								80	H	South Carolina	6	1	
6	H	Florida	1	8								80	H	South Carolina	3	2	
6	H	Florida	0	5								80	H	South Carolina	8	0	
7	N	California	3	11								172	A	Southern Miss.	0	7	
8	N	Arizona	1	4								172	H	Southern Miss.	2	0	
12	H	Tennessee	2	7								183	H	Louisiana Tech	9	1	
12	H	Tennessee	0	11								183	H	Louisiana Tech	10	2	
12	H	Tennessee	0	6								191	H	Southeastern La.	9	0	
21	N	Oklahoma St.	3	5								196	A	Nicholls St.	8	0	
22	A	Houston	0	1								196	H	Nicholls St.	8	0	
22	A	Houston	4	5								196	N	Nicholls St.	11	2	
23	H	Kentucky	1	6								217	H	Bowling Green	6	0	
23	H	Kentucky	4	1								217	H	Bowling Green	5	0	
23	H	Kentucky	2	1								242	N	Southern U.	12	0	
						LAST 10 GAMES											
						2	N	Georgia	0	9		70	A	Mississippi St.	7	6	
						80	H	South Carolina	8	0		70	A	Mississippi St.	4	2	
						80	H	South Carolina	6	1		172	H	Southern Miss.	2	0	
						80	H	South Carolina	3	2		152	A	Ole Miss	4	0	
						70	A	Mississippi St.	3	1		152	A	Ole Miss	4	0	

Non-Div. I Games:

LSU



Average RPI Win: 113		WON-LOST	WINNING	LAST 10	STRENGTH OF		OPP. STRENGTH	TEAM	ADJ	CONF.	ADJ CONF.
Average RPI Loss: 29		RECORD	PCT. RANK	GAMES	SCHEDULE		OF SCHEDULE	RPI	RPI	RPI	RPI
DIV. I ONLY		39-17-0	.69643	41	7-3-0		37	19	29	.61379	27
DIV. I NON-CONF.		23-3-0	.88462	11	2-0-0		154	117	29	.5998	31
TOTALS		RPI 1-25	RPI 26-50		W-L RECORDS		RPI 51-100		RPI 101-150		RPI 150+
39-17-0		7-14-0	1-0-0		OVERALL		11-2-0		9-0-0		11-1-0
23-8-0		2-6-0	1-0-0		HOME		5-1-0		6-0-0		9-1-0
9-8-0		3-7-0	0-0-0		AWAY		3-1-0		3-0-0		0-0-0
7-1-0		2-1-0	0-0-0		NEUTRAL		3-0-0		0-0-0		2-0-0
23-3-0		1-2-0	1-0-0		NON-CONFERENCE		6-1-0		6-0-0		9-0-0
16-1-0		0-0-0	1-0-0		HOME		2-1-0		6-0-0		7-0-0
1-2-0		0-2-0	0-0-		AWAY		1-0-0		0-0-0		0-0-0
6-0-0		1-0-0	0-0-0		NEUTRAL		3-0-0		0-0-0		2-0-0
16-14-0		6-12-0	0-0-0		CONFERENCE		5-1-0		3-0-0		2-1-0
7-7-0		2-6-0	0-0-0		HOME		3-0-0		0-0-0		2-1-0
8-6-0		3-5-0	0-0-0		AWAY		2-1-0		3-0-0		0-0-0
1-1-0		1-1-0	0-0-0		NEUTRAL		0-0-0		0-0-0		0-0-0
RPI S	Opponent	Score	RPI S	Opponent	Score	RPI S	Opponent	Score	RPI S	Opponent	Score
2 H	Georgia	3 1	49 H	Florida St.	5 3	67 A	South Ala.	2 1	107 H	Ga. Southern	9 1
2 H	Georgia	1 6				70 A	Mississippi St.	5 4	112 H	Campbell	3 1
2 H	Georgia	3 2				70 A	Mississippi St.	3 4	114 A	Arkansas	2 0
4 A	Alabama	1 6				70 A	Mississippi St.	5 3	114 A	Arkansas	5 1
4 A	Alabama	2 8				76 N	Jacksonville St.	6 3	114 A	Arkansas	9 1
6 H	Florida	4 13				77 H	Georgia St.	4 2	120 H	McNeese St.	7 5
6 H	Florida	4 14				80 H	South Carolina	3 0	125 H	Connecticut	8 0
6 H	Florida	2 8				80 H	South Carolina	9 1	140 H	Middle Tenn.	10 0
6 N	Florida	6 2				80 H	South Carolina	3 2	145 H	Marshall	8 1
9 A	Oklahoma	0 6				94 N	Ill.-Chicago	3 2	152 H	Ole Miss	4 1
12 A	Tennessee	0 8				96 N	Troy	2 1	152 H	Ole Miss	1 2
12 A	Tennessee	1 2				99 H	Mercer	5 0	152 H	Ole Miss	8 0
12 A	Tennessee	9 1				99 H	Mercer	0 3	172 H	Southern Miss.	3 0
12 N	Tennessee	1 2							179 H	Murray St.	14 2
21 A	Oklahoma St.	2 3							181 H	Western Ill.	8 1
21 N	Oklahoma St.	4 3							215 N	Samford	5 0
23 A	Kentucky	5 3							228 H	Mississippi Val.	14 1
23 A	Kentucky	2 10							228 H	Mississippi Val.	11 3
23 A	Kentucky	2 1							247 H	Belmont	8 5
25 H	LSU	3 7							263 H	Western Caro.	7 2
25 H	LSU	0 1							278 N	Alabama St.	12 1
			LAST 10 GAMES								
			6 N	Florida	6 2	2 H	Georgia	3 2			
			12 N	Tennessee	1 2	2 H	Georgia	3 1			
			23 A	Kentucky	2 1	2 H	Georgia	1 6			
			23 A	Kentucky	2 10	228 H	Mississippi Val.	14 1			
			23 A	Kentucky	5 3	228 H	Mississippi Val.	11 3			

Non-Div. I Games:

Auburn



Average RPI Win:	104	WON-LOST RECORD	WINNING PCT. RANK	LAST 10 GAMES	STRENGTH OF SCHEDULE	OPP. STRENGTH OF SCHEDULE	TEAM RPI	ADJ RPI	CONF. RPI	ADJ CONF. RPI		
DIV. I ONLY		37-16-0	.69811	38	9-1-0	28	34	27	.61324	29	4	5
DIV. I NON-CONF.		20-13-0	.60606	82	0-0-0	23	39	42	.58075	43	4	4
<hr/>												
TOTALS	RPI 1-25	RPI 26-50		W-L RECORDS		RPI 51-100		RPI 101-150		RPI 150+		
37-16-0	1-8-0	7-4-0		OVERALL		12-3-0		10-1-0		7-0-0		
17-1-0	0-0-0	0-0-0		HOME		7-1-0		7-0-0		3-0-0		
9-6-0	1-4-0	4-1-0		AWAY		4-1-0		0-0-0		0-0-0		
11-9-0	0-4-0	3-3-0		NEUTRAL		1-1-0		3-1-0		4-0-0		
20-13-0	0-7-0	3-4-0		NON-CONFERENCE		2-1-0		8-1-0		7-0-0		
8-0-0	0-0-0	0-0-0		HOME		0-0-0		5-0-0		3-0-0		
1-4-0	0-3-0	0-0-		AWAY		1-0-0		0-0-0		0-0-0		
11-9-0	0-4-0	3-3-0		NEUTRAL		1-1-0		3-1-0		4-0-0		
17-3-0	1-1-0	4-0-0		CONFERENCE		10-2-0		2-0-0		0-0-0		
9-1-0	0-0-0	0-0-0		HOME		7-1-0		2-0-0		0-0-0		
8-2-0	1-1-0	4-0-0		AWAY		3-1-0		0-0-0		0-0-0		
0-0-0	0-0-0	0-0-0		NEUTRAL		0-0-0		0-0-0		0-0-0		
RPI S	Opponent	Score	RPI S	Opponent	Score	RPI S	Opponent	Score	RPI S	Opponent	Score	
2 A	Georgia	0 2	28 A	Tulsa	2 3	53 A	South Fla.	5 1	101 H	Central Mich.	1 0	
6 N	Florida	0 7	30 N	Texas Tech	1 4	62 H	Purdue	4 0	108 N	UNI	1 5	
7 N	California	0 3	32 N	DePaul	3 7	62 H	Purdue	2 1	109 H	Butler	4 3	
7 N	California	3 4	37 N	Fordham	0 2	64 A	Northwestern	1 0	109 H	Butler	4 2	
8 N	Arizona	0 4	38 N	UAB	8 2	64 A	Northwestern	1 4	116 H	Ball St.	3 0	
9 A	Oklahoma	0 9	41 A	Illinois	3 1	66 H	Iowa	5 0	117 H	Loyola (IL)	2 0	
10 A	Michigan	1 2	41 A	Illinois	8 0	66 H	Iowa	3 1	123 N	Loyola Marymount	1 0	
10 A	Michigan	5 4	43 N	San Diego St.	3 2	72 H	Wisconsin	6 3	131 N	Cal Poly	7 3	
24 A	Louisville	0 1	46 N	Chattanooga	2 0	72 H	Wisconsin	4 3	139 H	Ohio St.	9 0	
			47 A	Penn St.	3 0	73 H	Minnesota	0 2	139 H	Ohio St.	3 2	
			47 A	Penn St.	1 0	73 H	Minnesota	4 2	143 N	James Madison	5 1	
						81 N	Missouri St.	2 3	152 N	Ole Miss	7 3	
						83 A	Michigan St.	4 2	155 H	Eastern Mich.	1 0	
						83 A	Michigan St.	7 2	174 H	Wright St.	6 3	
						88 N	Cal St. Fullerton	5 2	186 N	Nevada	10 2	
									230 H	Indiana St.	5 2	
									282 N	Ark.-Pine Bluff	4 1	
									282 N	Ark.-Pine Bluff	18 0	
LAST 10 GAMES												
			62 H	Purdue	4 0	66 H	Iowa	3 1				
			62 H	Purdue	2 1	41 A	Illinois	3 1				
			64 A	Northwestern	1 4	41 A	Illinois	8 0				
			64 A	Northwestern	1 0	83 A	Michigan St.	4 2				
			66 H	Iowa	5 0	83 A	Michigan St.	7 2				

Non-Div. I Games:

Indiana



Average RPI Win:		149	WON-LOST RECORD		WINNING PCT. RANK		LAST 10 GAMES		STRENGTH OF SCHEDULE		OPP. STRENGTH OF SCHEDULE		TEAM RPI		ADJ RPI		CONF. RPI		ADJ CONF. RPI				
DIV. I ONLY			40-14-0		.74074 26		2-8-0		59		62		31		.60385 30		2		2				
DIV. I NON-CONF.			35-1-0		.97222 1		0-0-0		201		189		26		.6055 28		2		2				
TOTALS		RPI 1-25		RPI 26-50				W-L RECORDS				RPI 51-100				RPI 101-150				RPI 150+			
40-14-0		3-12-0		4-0-0				OVERALL				3-1-0				9-0-0				21-1-0			
26-9-0		1-7-0		0-0-0				HOME				1-1-0				6-0-0				18-1-0			
3-5-0		1-5-0		0-0-0				AWAY				2-0-0				0-0-0				0-0-0			
11-0-0		1-0-0		4-0-0				NEUTRAL				0-0-0				3-0-0				3-0-0			
35-1-0		1-0-0		4-0-0				NON-CONFERENCE				0-0-0				9-0-0				21-1-0			
24-1-0		0-0-0		0-0-0				HOME				0-0-0				6-0-0				18-1-0			
0-0-0		0-0-0		0-0-				AWAY				0-0-0				0-0-0				0-0-0			
11-0-0		1-0-0		4-0-0				NEUTRAL				0-0-0				3-0-0				3-0-0			
5-13-0		2-12-0		0-0-0				CONFERENCE				3-1-0				0-0-0				0-0-0			
2-8-0		1-7-0		0-0-0				HOME				1-1-0				0-0-0				0-0-0			
3-5-0		1-5-0		0-0-0				AWAY				2-0-0				0-0-0				0-0-0			
0-0-0		0-0-0		0-0-0				NEUTRAL				0-0-0				0-0-0				0-0-0			
RPI	S	Opponent		Score		RPI	S	Opponent		Score		RPI	S	Opponent		Score		RPI	S	Opponent		Score	
3	H	Texas		5	9	29	N	Indiana		4	1	51	H	Kansas		5	9	103	N	Boston U.		4	0
3	H	Texas		2	15	39	N	BYU		7	5	51	H	Kansas		10	0	105	H	New Mexico		5	3
5	H	Missouri		1	4	44	N	Jacksonville		5	1	68	A	Iowa St.		15	5	105	H	New Mexico		9	6
5	H	Missouri		1	10	46	N	Chattanooga		3	1	68	A	Iowa St.		16	5	121	N	Appalachian St.		10	9
7	N	California		5	4													124	H	Northern Ill.		8	0
9	H	Oklahoma		5	0													124	H	Northern Ill.		16	3
9	H	Oklahoma		6	7													126	H	St. John's (NY)		19	8
11	H	Baylor		1	5													126	H	St. John's (NY)		5	3
11	H	Baylor		3	10													134	N	Liberty		6	5
14	A	Texas A&M		0	3													159	N	Long Island		8	4
14	A	Texas A&M		2	5													161	H	Bryant		10	0
16	A	Nebraska		0	7													161	H	Bryant		10	2
16	A	Nebraska		5	0													161	H	Bryant		8	0
21	A	Oklahoma St.		1	2													188	H	Dayton		10	0
21	A	Oklahoma St.		1	7													188	H	Dayton		8	0
																		188	H	Dayton		11	0
																		192	H	Wichita St.		10	2
																		213	N	Colorado St.		17	5
																		224	H	Evansville		8	0
																		224	H	Evansville		5	1
																		224	H	Evansville		8	0
																		227	H	Howard		8	0
																		227	H	Howard		10	0
																		227	H	Howard		7	1
																		232	N	Bradley		13	2
																		249	H	Utah Valley		8	3
																		249	H	Utah Valley		14	5

Non-Div. I Games:

Texas Tech

RPI	S	Opponent	Score	
249	H	Utah Valley	8	2
277	H	Alcorn St.	18	0
277	H	Alcorn St.	2	4
277	H	Alcorn St.	15	0

Texas Tech

T  
e  
x  
a  
s  
T  
e  
c  
h

T  
e  
x  
a  
s  
T  
e  
c  
h

Average RPI Win:	110	WON-LOST RECORD	WINNING PCT. RANK	LAST 10 GAMES	STRENGTH OF SCHEDULE	OPP. STRENGTH OF SCHEDULE	TEAM RPI	ADJ RPI	CONF. RPI	ADJ CONF. RPI					
DIV. I ONLY		39-17-0	.69643	41	7-3-0	36	41	30	.60149	31	5	4			
DIV. I NON-CONF.		26-9-0	.74286	34	2-0-0	47	65	28	.60565	27	5	5			
<hr/>															
TOTALS	RPI 1-25	RPI 26-50		W-L RECORDS		RPI 51-100		RPI 101-150		RPI 150+					
39-17-0	0-6-0	9-8-0		OVERALL		12-2-0		8-0-0		10-1-0					
19-7-0	0-3-0	4-3-0		HOME		2-1-0		4-0-0		9-0-0					
7-2-0	0-1-0	2-1-0		AWAY		5-0-0		0-0-0		0-0-0					
13-8-0	0-2-0	3-4-0		NEUTRAL		5-1-0		4-0-0		1-1-0					
<hr/>															
26-9-0	0-3-0	6-4-0		NON-CONFERENCE		5-1-0		8-0-0		7-1-0					
14-1-0	0-0-0	3-1-0		HOME		1-0-0		4-0-0		6-0-0					
0-1-0	0-1-0	0-0-		AWAY		0-0-0		0-0-0		0-0-0					
12-7-0	0-2-0	3-3-0		NEUTRAL		4-1-0		4-0-0		1-1-0					
<hr/>															
13-8-0	0-3-0	3-4-0		CONFERENCE		7-1-0		0-0-0		3-0-0					
5-6-0	0-3-0	1-2-0		HOME		1-1-0		0-0-0		3-0-0					
7-1-0	0-0-0	2-1-0		AWAY		5-0-0		0-0-0		0-0-0					
1-1-0	0-0-0	0-1-0		NEUTRAL		1-0-0		0-0-0		0-0-0					
<hr/>															
RPI	S	Opponent	Score	RPI	S	Opponent	Score	RPI	S	Opponent	Score	RPI	S	Opponent	Score
2	A	Georgia	2 8	33	H	East Carolina	4 2	54	A	Virginia Tech	2 0	125	N	Connecticut	3 1
16	N	Nebraska	4 6	33	H	East Carolina	2 3	54	A	Virginia Tech	3 2	126	N	St. John's (NY)	4 3
17	N	Notre Dame	3 5	33	N	East Carolina	3 1	54	A	Virginia Tech	3 2	129	H	Binghamton	3 2
18	H	Georgia Tech	0 2	37	H	Fordham	7 1	58	N	Pittsburgh	1 0	129	H	Binghamton	5 0
18	H	Georgia Tech	2 5	37	H	Fordham	5 4	58	N	Pittsburgh	5 4	132	N	Temple	1 0
18	H	Georgia Tech	3 4	40	N	Illinois St.	7 9	65	A	Virginia	13 0	135	N	Quinnipiac	4 1
				40	N	Illinois St.	0 5	65	A	Virginia	7 0	149	H	Villanova	1 0
				41	N	Illinois	1 3	66	N	Iowa	0 1	149	H	Villanova	5 0
				42	H	North Carolina	0 2	69	N	Lipscomb	4 3	160	N	Kent St.	3 5
				42	H	North Carolina	5 6	71	H	North Carolina St.	3 1	165	H	Boston College	1 0
				42	H	North Carolina	5 0	71	H	North Carolina St.	1 2	165	H	Boston College	4 3
				42	N	North Carolina	3 7	71	N	North Carolina St.	4 3	165	H	Boston College	4 3
				44	N	Jacksonville	2 1	89	N	St. Joseph's	4 1	195	H	Delaware St.	13 0
				45	N	Longwood	16 0	97	H	Utah	6 0	195	H	Delaware St.	3 1
				49	A	Florida St.	0 5					211	H	Princeton	6 0
				49	A	Florida St.	7 4					213	N	Colorado St.	6 0
				49	A	Florida St.	1 0					233	H	Georgetown	1 0
												233	H	Georgetown	10 0
												274	H	Hampton	9 1
<hr/>															
LAST 10 GAMES															
				42	N	North Carolina	3 7	54	A	Virginia Tech	2 0				
				71	N	North Carolina St.	4 3	54	A	Virginia Tech	3 2				
				42	H	North Carolina	5 0	54	A	Virginia Tech	3 2				
				42	H	North Carolina	5 6	195	H	Delaware St.	3 1				
				42	H	North Carolina	0 2	195	H	Delaware St.	13 0				

Non-Div. I Games:

Maryland

Average RPI Win:	114	WON-LOST RECORD	WINNING PCT. RANK	LAST 10 GAMES	STRENGTH OF SCHEDULE	OPP. STRENGTH OF SCHEDULE	TEAM RPI	ADJ RPI	CONF. RPI	ADJ CONF. RPI		
DIV. I ONLY		39-13-0	.75	23	8-2-0	79	30	32	.59564	32	8	7
DIV. I NON-CONF.		18-8-0	.69231	43	2-0-0	38	2	30	.60158	29	7	7
<hr/>												
TOTALS	RPI 1-25	RPI 26-50		W-L RECORDS		RPI 51-100		RPI 101-150		RPI 150+		
39-13-0	0-6-0	5-3-0		OVERALL		10-2-0		15-2-0		9-0-0		
13-3-0	0-2-0	1-0-0		HOME		2-1-0		8-0-0		2-0-0		
15-2-0	0-0-0	1-0-0		AWAY		6-1-0		5-1-0		3-0-0		
11-8-0	0-4-0	3-3-0		NEUTRAL		2-0-0		2-1-0		4-0-0		
18-8-0	0-4-0	5-2-0		NON-CONFERENCE		5-1-0		4-1-0		4-0-0		
3-0-0	0-0-0	1-0-0		HOME		0-0-0		2-0-0		0-0-0		
5-1-0	0-0-0	1-0-		AWAY		3-1-0		0-0-0		1-0-0		
10-7-0	0-4-0	3-2-0		NEUTRAL		2-0-0		2-1-0		3-0-0		
21-5-0	0-2-0	0-1-0		CONFERENCE		5-1-0		11-1-0		5-0-0		
10-3-0	0-2-0	0-0-0		HOME		2-1-0		6-0-0		2-0-0		
10-1-0	0-0-0	0-0-0		AWAY		3-0-0		5-1-0		2-0-0		
1-1-0	0-0-0	0-1-0		NEUTRAL		0-0-0		0-0-0		1-0-0		
RPI	S	Opponent	Score	RPI	S	Opponent	Score	RPI	S	Opponent	Score	
3	N	Texas	3 11	26	N	Syracuse	0 2	53	A	South Fla.	4 2	
8	N	Arizona	1 7	29	N	Indiana	7 3	53	H	South Fla.	13 5	
9	N	Oklahoma	3 4	34	N	Long Beach St.	1 2	53	H	South Fla.	2 4	
23	N	Kentucky	3 6	37	N	Fordham	3 9	53	H	South Fla.	7 0	
24	H	Louisville	1 2	38	N	UAB	1 0	58	A	Pittsburgh	6 2	
24	H	Louisville	2 13	40	H	Illinois St.	10 6	58	A	Pittsburgh	7 2	
				41	A	Illinois	2 0	60	A	FIU	6 4	
				48	N	Memphis	6 5	63	A	Southern Ill.	3 0	
								63	A	Southern Ill.	5 4	
								64	A	Northwestern	5 6	
								94	N	Ill.-Chicago	3 2	
								94	N	Ill.-Chicago	6 0	
							</					

Non-Div. I Games:

DePaul

Average RPI Win:		116	WON-LOST RECORD		WINNING PCT. RANK		LAST 10 GAMES		STRENGTH OF SCHEDULE		OPP. STRENGTH OF SCHEDULE		TEAM RPI		ADJ RPI		CONF. RPI		ADJ CONF. RPI					
DIV. I ONLY			39-20-0		.66102		57		6-4-0		39		60		34		.59209		33		6		6	
DIV. I NON-CONF.			22-10-0		.6875		45		2-1-0		51		83		38		.58246		42		6		6	
TOTALS		RPI 1-25		RPI 26-50				W-L RECORDS				RPI 51-100				RPI 101-150				RPI 150+				
39-20-0		1-5-0		10-8-0				OVERALL				6-4-0				8-2-0				14-1-0				
20-11-0		1-3-0		5-3-0				HOME				4-4-0				4-1-0				6-0-0				
12-7-0		0-2-0		4-3-0				AWAY				0-0-0				2-1-0				6-1-0				
7-2-0		0-0-0		1-2-0				NEUTRAL				2-0-0				2-0-0				2-0-0				
22-10-0		0-2-0		3-4-0				NON-CONFERENCE				5-2-0				6-1-0				8-1-0				
13-3-0		0-0-0		0-0-0				HOME				3-2-0				4-1-0				6-0-0				
2-5-0		0-2-0		2-0-				AWAY				0-0-0				0-0-0				0-1-0				
7-2-0		0-0-0		1-2-0				NEUTRAL				2-0-0				2-0-0				2-0-0				
17-10-0		1-3-0		7-4-0				CONFERENCE				1-2-0				2-1-0				6-0-0				
7-8-0		1-3-0		5-3-0				HOME				1-2-0				0-0-0				0-0-0				
10-2-0		0-0-0		2-1-0				AWAY				0-0-0				2-1-0				6-0-0				
0-0-0		0-0-0		0-0-0				NEUTRAL				0-0-0				0-0-0				0-0-0				
RPI	S	Opponent		Score		RPI	S	Opponent		Score		RPI	S	Opponent		Score		RPI	S	Opponent		Score		
1	A	Arizona St.		0	11	28	H	Tulsa		10	1	55	H	Hofstra		5	4	108	N	UNI		4	1	
2	A	Georgia		0	1	28	H	Tulsa		4	1	55	H	Hofstra		5	0	112	H	Campbell		6	0	
22	H	Houston		3	5	28	H	Tulsa		3	5	65	H	Virginia		3	0	126	H	St. John's (NY)		5	6	
22	H	Houston		0	8	28	H	Tulsa		1	0	66	N	Iowa		1	0	126	H	St. John's (NY)		8	0	
22	H	Houston		1	0	31	A	Maryland		3	2	69	N	Lipscomb		1	0	137	H	Fairfield		9	0	
22	H	Houston		0	1	31	A	Maryland		2	4	71	H	North Carolina St.		1	2	144	N	Creighton		2	0	
						31	N	Maryland		1	3	71	H	North Carolina St.		4	5	145	A	Marshall		3	2	
						38	A	UAB		0	2	90	H	UCF		0	1	145	A	Marshall		2	3	
						38	A	UAB		6	2	90	H	UCF		2	3	145	A	Marshall		10	1	
						38	A	UAB		3	2	90	H	UCF		1	0	147	H	Lehigh		8	0	
						40	N	Illinois St.		0	8							153	H	Charleston So.		4	0	
						45	A	Longwood		0	3							153	H	Charleston So.		3	0	
						45	A	Longwood		10	1							160	H	Kent St.		3	1	
						48	H	Memphis		1	2							172	A	Southern Miss.		5	1	
						48	H	Memphis		5	1							172	A	Southern Miss.		8	1	
						48	H	Memphis		4	1							172	A	Southern Miss.		6	0	
						48	H	Memphis		0	1							178	H	Towson		6	5	
						50	N	New Mexico St.		8	5							187	A	UTEP		6	0	
																		187	A	UTEP		6	2	
																		187	A	UTEP		1	0	
																		204	H	Maine		2	0	
																		220	N	UMBC		4	0	
																		248	N	Northern Colo.		11	3	
						28	H	Tulsa		4	1	45	A	Longwood		10	1	257	A	UNC Wilmington		1	2	
						22	H	Houston		1	0	22	H	Houston		3	5	257	H	UNC Wilmington		8	0	
						48	H	Memphis		5	1	22	H	Houston		0	8							
						45	A	Longwood		0	3	22	H	Houston		0	1							
						220	N	UMBC		4	0	187	A	UTEP		6	2							

**Non-Div. I Games:**

East Carolina

Average RPI Win:		117	WON-LOST RECORD		WINNING PCT. RANK	LAST 10 GAMES	STRENGTH OF SCHEDULE		OPP. STRENGTH OF SCHEDULE	TEAM RPI	ADJ RPI	CONF. RPI	ADJ CONF. RPI				
DIV. I ONLY			37-16-0		.69811	38	7-3-0		67	63	35	.59021	34	10	10		
DIV. I NON-CONF.			22-10-0		.6875	45	0-0-0		12	41	17	.6209	14	9	10		
TOTALS		RPI 1-25		RPI 26-50		W-L RECORDS		RPI 51-100		RPI 101-150		RPI 150+					
37-16-0		3-4-0		4-4-0		OVERALL		7-5-0		13-2-0		10-1-0					
21-5-0		0-2-0		0-1-0		HOME		4-1-0		9-1-0		8-0-0					
5-5-0		0-0-0		0-1-0		AWAY		1-2-0		2-1-0		2-1-0					
11-6-0		3-2-0		4-2-0		NEUTRAL		2-2-0		2-0-0		0-0-0					
22-10-0		3-4-0		4-4-0		NON-CONFERENCE		4-2-0		6-0-0		5-0-0					
11-3-0		0-2-0		0-1-0		HOME		2-0-0		4-0-0		5-0-0					
0-1-0		0-0-0		0-0-		AWAY		0-0-0		0-0-0		0-0-0					
11-6-0		3-2-0		4-2-0		NEUTRAL		2-2-0		2-0-0		0-0-0					
15-6-0		0-0-0		0-0-0		CONFERENCE		3-3-0		7-2-0		5-1-0					
10-2-0		0-0-0		0-0-0		HOME		2-1-0		5-1-0		3-0-0					
5-4-0		0-0-0		0-0-0		AWAY		1-2-0		2-1-0		2-1-0					
0-0-0		0-0-0		0-0-0		NEUTRAL		0-0-0		0-0-0		0-0-0					
RPI	S	Opponent		Score		RPI	S	Opponent		Score		RPI	S	Opponent		Score	
3	H	Texas		0	1	32	N	DePaul		2	1	52	A	Pacific		6	0
9	N	Oklahoma		2	1	35	N	La.-Lafayette		5	9	52	A	Pacific		2	3
11	N	Baylor		7	1	36	N	Fresno St.		6	5	52	A	Pacific		1	3
14	N	Texas A&M		0	8	39	H	BYU		0	2	56	N	Hawaii		4	10
20	H	UCLA		3	7	39	N	BYU		1	0	79	H	Boise St.		2	0
21	N	Oklahoma St.		3	5	41	N	Illinois		1	0	79	H	Boise St.		2	0
22	N	Houston		3	0	43	A	San Diego St.		0	3	79	N	Boise St.		7	5
						49	N	Florida St.		1	4	88	H	Cal St. Fullerton		7	6
												88	H	Cal St. Fullerton		5	6
												88	H	Cal St. Fullerton		1	0
												97	N	Utah		2	3
												97	N	Utah		5	1

Non-Div. I Games:

Long Beach St.

Average RPI Win:	138	WON-LOST RECORD	WINNING PCT. RANK	LAST 10 GAMES	STRENGTH OF SCHEDULE	OPP. STRENGTH OF SCHEDULE	TEAM RPI	ADJ RPI	CONF. RPI	ADJ CONF. RPI				
DIV. I ONLY		49-9-0	.84483	6	10-0-0	157	83	33	.59003	35	7	8		
DIV. I NON-CONF.		26-4-0	.86667	16	0-0-0	243	124	55	.56837	55	10	9		
<hr/>														
TOTALS	RPI 1-25	RPI 26-50		W-L RECORDS		RPI 51-100		RPI 101-150		RPI 150+				
49-9-0	2-3-0	1-0-0		OVERALL		14-5-0		16-0-0		16-1-0				
30-1-0	0-0-0	0-0-0		HOME		8-1-0		10-0-0		12-0-0				
9-4-0	0-0-0	0-0-0		AWAY		5-4-0		4-0-0		0-0-0				
10-4-0	2-3-0	1-0-0		NEUTRAL		1-0-0		2-0-0		4-1-0				
26-4-0	2-3-0	1-0-0		NON-CONFERENCE		1-0-0		6-0-0		16-1-0				
15-0-0	0-0-0	0-0-0		HOME		0-0-0		3-0-0		12-0-0				
1-0-0	0-0-0	0-0-		AWAY		0-0-0		1-0-0		0-0-0				
10-4-0	2-3-0	1-0-0		NEUTRAL		1-0-0		2-0-0		4-1-0				
23-5-0	0-0-0	0-0-0		CONFERENCE		13-5-0		10-0-0		0-0-0				
15-1-0	0-0-0	0-0-0		HOME		8-1-0		7-0-0		0-0-0				
8-4-0	0-0-0	0-0-0		AWAY		5-4-0		3-0-0		0-0-0				
0-0-0	0-0-0	0-0-0		NEUTRAL		0-0-0		0-0-0		0-0-0				
RPI	S	Opponent	Score		RPI	S	Opponent	Score		RPI	S	Opponent	Score	
1	N	Arizona St.	4	10	34	N	Long Beach St.	9	5	60	H	FIU	2	1
4	N	Alabama	1	0						60	H	FIU	2	3
8	N	Arizona	2	10						60	H	FIU	7	2
15	N	Oregon	2	5						61	A	Fla. Atlantic	2	6
17	N	Notre Dame	5	1						61	A	Fla. Atlantic	2	4
										61	A	Fla. Atlantic	0	1
										61	H	Fla. Atlantic	8	0
										65	N	Virginia	9	1
										67	A	South Ala.	13	2
										67	A	South Ala.	5	1
										67	A	South Ala.	10	2
										67	H	South Ala.	10	0
										93	A	North Texas	5	8
										93	A	North Texas	7	3
										93	A	North Texas	5	2
										96	H	Troy	8	0
										96	H	Troy	5	2
										96	H	Troy	7	3
										96	H	Troy	9	1
LAST 10 GAMES														
					61	H	Fla. Atlantic	8	0	118	A	La.-Monroe	12	3
					67	H	South Ala.	10	0	118	A	La.-Monroe	3	0
					96	H	Troy	7	3	128	H	Western Ky.	10	0
					140	H	Middle Tenn.	10	3	128	H	Western Ky.	10	2
					118	A	La.-Monroe	5	0	128	H	Western Ky.	3	2
										132	N	Temple	18	3
										140	H	Middle Tenn.	11	0
										140	H	Middle Tenn.	8	0
										140	H	Middle Tenn.	10	3
										140	H	Middle Tenn.	9	1
										150	H	Northwestern St.	10	0
										154	H	Sam Houston St.	4	1
										159	N	Long Island	4	0
										176	N	Houston Baptist	5	0
										194	H	Stephen F. Austin	7	0
										196	H	Nicholls St.	8	0
										196	H	Nicholls St.	11	2
										204	H	Maine	11	0
										204	H	Maine	9	0
										231	N	Jackson St.	12	2
										242	N	Southern U.	4	5
										252	H	Tennessee St.	19	0

Non-Div. I Games:

La.-Lafayette

RPI	S	Opponent	Score	
252	H	Tennessee St.	9	1
266	H	Rhode Island	14	0
266	H	Rhode Island	20	0
276	H	Centenary (LA)	7	0
283	H	Prairie View	28	0
285	N	Grambling	7	0

La.-Lafayette

L  
a  
.  
-  
L  
a  
f  
a  
y  
e  
t  
t  
e

L  
a  
.  
-  
L  
a  
f  
a  
y  
e  
t  
t  
e



Average RPI Win: 135		WON-LOST	WINNING	LAST 10	STRENGTH OF		OPP. STRENGTH	TEAM	ADJ	CONF.	ADJ CONF.
Average RPI Loss: 57		RECORD	PCT. RANK	GAMES	SCHEDULE		OF SCHEDULE	RPI	RPI	RPI	RPI
DIV. I ONLY		34-17-0	.66667	54	5-5-0		60	68	45	.58858	36
DIV. I NON-CONF.		16-9-0	.64	62	0-0-0		10	7	22	.61832	17
TOTALS		RPI 1-25	RPI 26-50		W-L RECORDS		RPI 51-100		RPI 101-150		RPI 150+
34-17-0		3-5-0	4-6-0		OVERALL		9-4-0		0-0-0		18-2-0
19-4-0		0-1-0	0-1-0		HOME		7-0-0		0-0-0		12-2-0
8-6-0		0-0-0	2-2-0		AWAY		0-4-0		0-0-0		6-0-0
7-7-0		3-4-0	2-3-0		NEUTRAL		2-0-0		0-0-0		0-0-0
16-9-0		3-5-0	3-3-0		NON-CONFERENCE		4-1-0		0-0-0		6-0-0
8-1-0		0-1-0	0-0-0		HOME		2-0-0		0-0-0		6-0-0
1-1-0		0-0-0	1-0-		AWAY		0-1-0		0-0-0		0-0-0
7-7-0		3-4-0	2-3-0		NEUTRAL		2-0-0		0-0-0		0-0-0
18-8-0		0-0-0	1-3-0		CONFERENCE		5-3-0		0-0-0		12-2-0
11-3-0		0-0-0	0-1-0		HOME		5-0-0		0-0-0		6-2-0
7-5-0		0-0-0	1-2-0		AWAY		0-3-0		0-0-0		6-0-0
0-0-0		0-0-0	0-0-0		NEUTRAL		0-0-0		0-0-0		0-0-0
RPI S	Opponent	Score	RPI S	Opponent	Score	RPI S	Opponent	Score	RPI S	Opponent	Score
3 N	Texas	2 9	26 N	Syracuse	3 4	52 A	Pacific	4 5	180 H	Sacramento St.	5 4
5 N	Missouri	6 3	34 N	Long Beach St.	5 6	56 H	Hawaii	2 0	180 H	Sacramento St.	7 4
7 H	California	2 6	39 N	BYU	7 3	56 H	Hawaii	2 1	183 A	Louisiana Tech	2 1
10 N	Michigan	3 1	41 N	Illinois	3 2	56 H	Hawaii	2 1	183 A	Louisiana Tech	10 1
11 N	Baylor	1 4	43 A	San Diego St.	2 1	56 H	Hawaii	5 0	183 A	Louisiana Tech	2 0
13 N	Washington	0 10	47 N	Penn St.	0 1	57 N	Massachusetts	7 5	183 H	Louisiana Tech	0 2
21 N	Oklahoma St.	4 3	50 A	New Mexico St.	9 1	65 N	Virginia	4 1	183 H	Louisiana Tech	1 0
22 N	Houston	3 4	50 A	New Mexico St.	2 10	79 A	Boise St.	9 12	186 H	Nevada	4 8
			50 A	New Mexico St.	1 9	79 A	Boise St.	3 4	186 H	Nevada	7 3
			50 H	New Mexico St.	0 5	79 A	Boise St.	2 3	186 H	Nevada	5 0
						79 H	Boise St.	3 2	204 H	San Jose St.	4 2
						86 H	Drake	2 1	204 H	San Jose St.	2 1
						96 H	Troy	2 1	204 H	San Jose St.	6 1
									232 H	Bradley	2 0
									232 H	Bradley	3 2
									240 A	Utah St.	16 12
									240 A	Utah St.	5 3
									240 A	Utah St.	7 1
									258 H	Idaho St.	5 1
									258 H	Idaho St.	1 0
LAST 10 GAMES											
			50 H	New Mexico St.	0 5	186 H	Nevada	5 0			
			79 H	Boise St.	3 2	186 H	Nevada	4 8			
			183 H	Louisiana Tech	1 0	186 H	Nevada	7 3			
			56 H	Hawaii	2 1	79 A	Boise St.	9 12			
			183 H	Louisiana Tech	0 2	79 A	Boise St.	2 3			

Non-Div. I Games:

Fresno St.

F  
o  
r  
d  
h  
a  
m

For dham

Fordham

RPI	S	Opponent	Score	
281	H	St. Peter's	9	0
281	H	St. Peter's	9	0

Fordham

F  
o  
r  
d  
h  
a  
m

F  
o  
r  
d  
h  
a  
m



Average RPI Win:	136	WON-LOST	WINNING	LAST 10	STRENGTH OF	OPP. STRENGTH	TEAM	ADJ	CONF.	ADJ CONF.		
Average RPI Loss:	49	RECORD	PCT. RANK	GAMES	SCHEDULE	OF SCHEDULE	RPI	RPI	RPI	RPI		
DIV. I ONLY		38-16-0	.7037	36	9-1-0	81	54	43	.58559	39	9	9
DIV. I NON-CONF.		27-14-0	.65854	54	3-0-0	65	49	48	.58025	44	8	8
<hr/>												
TOTALS	RPI 1-25	RPI 26-50		W-L RECORDS		RPI 51-100		RPI 101-150		RPI 150+		
38-16-0	3-7-0	3-5-0		OVERALL		7-1-0		12-2-0		13-1-0		
15-0-0	0-0-0	1-0-0		HOME		4-0-0		2-0-0		8-0-0		
9-2-0	0-0-0	2-1-0		AWAY		2-0-0		2-1-0		3-0-0		
14-14-0	3-7-0	0-4-0		NEUTRAL		1-1-0		8-1-0		2-1-0		
<hr/>												
27-14-0	3-7-0	1-4-0		NON-CONFERENCE		3-1-0		10-1-0		10-1-0		
8-0-0	0-0-0	0-0-0		HOME		1-0-0		1-0-0		6-0-0		
5-0-0	0-0-0	1-0-		AWAY		1-0-0		1-0-0		2-0-0		
14-14-0	3-7-0	0-4-0		NEUTRAL		1-1-0		8-1-0		2-1-0		
<hr/>												
11-2-0	0-0-0	2-1-0		CONFERENCE		4-0-0		2-1-0		3-0-0		
7-0-0	0-0-0	1-0-0		HOME		3-0-0		1-0-0		2-0-0		
4-2-0	0-0-0	1-1-0		AWAY		1-0-0		1-1-0		1-0-0		
0-0-0	0-0-0	0-0-0		NEUTRAL		0-0-0		0-0-0		0-0-0		
<hr/>												
RPI S	Opponent	Score		RPI S	Opponent	Score		RPI S	Opponent	Score		
7 N	California	2	4	30 N	Texas Tech	5	7	56 A	Hawaii	4	0	
7 N	California	7	2	34 A	Long Beach St.	2	0	56 H	Hawaii	2	1	
12 N	Tennessee	1	4	34 N	Long Beach St.	0	1	65 N	Virginia	3	9	
14 N	Texas A&M	7	2	36 N	Fresno St.	3	7	79 N	Boise St.	12	11	
15 N	Oregon	2	3	43 A	San Diego St.	1	0	97 H	Utah	12	1	
16 N	Nebraska	3	4	43 A	San Diego St.	0	1	97 H	Utah	3	0	
19 N	Stanford	4	7	43 H	San Diego St.	4	2	100 A	UNLV	14	0	
20 N	UCLA	2	5	49 N	Florida St.	4	6	100 H	UNLV	16	0	
20 N	UCLA	6	4									
22 N	Houston	0	4									
<hr/>												
				LAST 10 GAMES								
				97 H Utah 12 1				213 A Colorado St. 18 5				
				97 H Utah 3 0				249 A Utah Valley 11 0				
				210 A Southern Utah 8 0				106 H North Dakota St. 6 3				
				105 A New Mexico 2 3				100 H UNLV 16 0				
				105 A New Mexico 8 3				43 H San Diego St. 4 2				
<hr/>												
				213 H Colorado St. 15 0				213 H Colorado St. 15 0				
				240 H Utah St. 9 0				240 H Utah St. 9 0				
				249 A Utah Valley 11 0				249 A Utah Valley 11 0				
				249 H Utah Valley 7 3				249 H Utah Valley 7 3				
				258 H Idaho St. 2 0				258 H Idaho St. 2 0				
				268 N Seattle 14 0				268 N Seattle 14 0				

**Non-Div. I Games:**

BYU

RPI	S	Opponent	Score	
273	H	Weber St.	9	1

BYU

B  
Y  
U

B  
Y  
U

Average RPI Win: 139		WON-LOST	WINNING	LAST 10	STRENGTH OF		OPP. STRENGTH	TEAM	ADJ	CONF.	ADJ CONF.
Average RPI Loss: 53		RECORD	PCT. RANK	GAMES	SCHEDULE		OF SCHEDULE	RPI	RPI	RPI	RPI
DIV. I ONLY		35-17-0	.67308	50	7-3-0		54	76	41	.58535	40
DIV. I NON-CONF.		14-11-0	.56	104	0-0-0		3	3	27	.60848	25
TOTALS		RPI 1-25	RPI 26-50		W-L RECORDS		RPI 51-100		RPI 101-150		RPI 150+
35-17-0		0-7-0	6-2-0		OVERALL		9-5-0		6-2-0		14-1-0
12-2-0		0-0-0	0-0-0		HOME		5-1-0		2-1-0		5-0-0
10-10-0		0-4-0	1-1-0		AWAY		2-3-0		2-1-0		5-1-0
13-5-0		0-3-0	5-1-0		NEUTRAL		2-1-0		2-0-0		4-0-0
14-11-0		0-7-0	6-2-0		NON-CONFERENCE		2-2-0		2-0-0		4-0-0
0-0-0		0-0-0	0-0-0		HOME		0-0-0		0-0-0		0-0-0
1-6-0		0-4-0	1-0-		AWAY		0-1-0		0-0-0		0-0-0
13-5-0		0-3-0	5-1-0		NEUTRAL		2-1-0		2-0-0		4-0-0
21-6-0		0-0-0	0-0-0		CONFERENCE		7-3-0		4-2-0		10-1-0
12-2-0		0-0-0	0-0-0		HOME		5-1-0		2-1-0		5-0-0
9-4-0		0-0-0	0-0-0		AWAY		2-2-0		2-1-0		5-1-0
0-0-0		0-0-0	0-0-0		NEUTRAL		0-0-0		0-0-0		0-0-0
RPI S	Opponent	Score	RPI S	Opponent	Score	RPI S	Opponent	Score	RPI S	Opponent	Score
1 A	Arizona St.	4 13	31 N	Maryland	5 0	53 A	South Fla.	2 3	108 H	UNI	0 1
2 A	Georgia	1 2	31 N	Maryland	9 7	63 H	Southern Ill.	4 7	108 H	UNI	3 2
4 N	Alabama	0 7	32 A	DePaul	6 10	63 H	Southern Ill.	6 0	108 H	UNI	7 4
5 A	Missouri	0 10	33 N	East Carolina	8 0	63 H	Southern Ill.	5 4	132 N	Temple	6 1
5 A	Missouri	0 9	37 N	Fordham	1 2	65 N	Virginia	0 3	132 N	Temple	12 4
5 N	Missouri	2 8	41 A	Illinois	10 6	66 N	Iowa	13 4	144 A	Creighton	4 2
15 N	Oregon	0 6	41 N	Illinois	10 7	69 N	Lipscomb	2 0	144 A	Creighton	8 1
			45 N	Longwood	6 2	81 A	Missouri St.	2 4	144 A	Creighton	0 1
						81 H	Missouri St.	8 0	173 N	Central Conn. St.	9 0
						81 H	Missouri St.	5 2	192 A	Wichita St.	10 1
						81 H	Missouri St.	7 2	192 A	Wichita St.	3 4
						86 A	Drake	5 1	224 A	Evansville	14 3
						86 A	Drake	3 4	224 A	Evansville	4 2
						86 A	Drake	5 2	224 A	Evansville	8 0
									230 A	Indiana St.	10 7
									230 H	Indiana St.	5 1
									230 H	Indiana St.	9 0
									232 H	Bradley	3 1
									232 H	Bradley	3 2
									232 H	Bradley	3 2
									258 N	Idaho St.	10 0
									258 N	Idaho St.	10 1
									268 N	Seattle	16 0
			LAST 10 GAMES								
			81 A	Missouri St.	2 4	63 H	Southern Ill.	6 0			
			144 A	Creighton	8 1	63 H	Southern Ill.	4 7			
			144 A	Creighton	4 2	230 A	Indiana St.	10 7			
			144 A	Creighton	0 1	86 A	Drake	5 2			
			63 H	Southern Ill.	5 4	86 A	Drake	5 1			

Non-Div. I Games:

Illinois St.

Average RPI Win:	97	WON-LOST RECORD	WINNING PCT. RANK	LAST 10 GAMES	STRENGTH OF SCHEDULE	OPP. STRENGTH OF SCHEDULE	TEAM RPI	ADJ RPI	CONF. RPI	ADJ CONF. RPI					
DIV. I ONLY		27-22-0	.55102	115	7-3-0	14	24	39	.58452	41	4	5			
DIV. I NON-CONF.		15-14-0	.51724	121	2-1-0	7	16	47	.57951	45	4	4			
<hr/>															
TOTALS	RPI 1-25	RPI 26-50		W-L RECORDS		RPI 51-100		RPI 101-150		RPI 150+					
27-22-0	0-9-0	4-8-0		OVERALL		14-4-0		5-1-0		4-0-0					
8-7-0	0-2-0	1-5-0		HOME		4-0-0		0-0-0		3-0-0					
10-7-0	0-4-0	0-0-0		AWAY		8-3-0		2-0-0		0-0-0					
9-8-0	0-3-0	3-3-0		NEUTRAL		2-1-0		3-1-0		1-0-0					
15-14-0	0-7-0	3-5-0		NON-CONFERENCE		5-1-0		3-1-0		4-0-0					
3-2-0	0-0-0	0-2-0		HOME		0-0-0		0-0-0		3-0-0					
3-4-0	0-4-0	0-0-		AWAY		3-0-0		0-0-0		0-0-0					
9-8-0	0-3-0	3-3-0		NEUTRAL		2-1-0		3-1-0		1-0-0					
12-8-0	0-2-0	1-3-0		CONFERENCE		9-3-0		2-0-0		0-0-0					
5-5-0	0-2-0	1-3-0		HOME		4-0-0		0-0-0		0-0-0					
7-3-0	0-0-0	0-0-0		AWAY		5-3-0		2-0-0		0-0-0					
0-0-0	0-0-0	0-0-0		NEUTRAL		0-0-0		0-0-0		0-0-0					
RPI	S	Opponent	Score	RPI	S	Opponent	Score	RPI	S	Opponent	Score	RPI	S	Opponent	Score
5	A	Missouri	3 4	29	H	Indiana	1 3	58	N	Pittsburgh	8 0	120	N	McNeese St.	11 2
5	A	Missouri	0 8	29	H	Indiana	0 8	60	A	FIU	7 4	132	N	Temple	12 0
10	H	Michigan	7 9	31	N	Maryland	3 1	62	A	Purdue	6 11	139	A	Ohio St.	8 0
10	H	Michigan	6 8	32	H	DePaul	0 2	62	A	Purdue	9 3	139	A	Ohio St.	13 4
11	A	Baylor	1 3	34	N	Long Beach St.	0 1	63	A	Southern Ill.	5 2	148	N	Providence	8 0
11	A	Baylor	1 4	36	N	Fresno St.	2 3	64	H	Northwestern	5 4	148	N	Providence	5 6
13	N	Washington	2 3	37	N	Fordham	4 1	64	H	Northwestern	5 3	181	H	Western Ill.	3 2
15	N	Oregon	1 2	40	H	Illinois St.	6 10	66	A	Iowa	8 2	181	H	Western Ill.	2 0
18	N	Georgia Tech	4 5	40	N	Illinois St.	7 10	66	A	Iowa	6 2	204	N	San Jose St.	14 2
				45	N	Longwood	7 5	72	A	Wisconsin	4 2	232	H	Bradley	11 4
				47	H	Penn St.	2 4	72	A	Wisconsin	1 2				
				47	H	Penn St.	12 2	73	A	Minnesota	2 0				
								73	A	Minnesota	2 3				
								83	H	Michigan St.	6 3				
								83	H	Michigan St.	3 2				
								88	A	Cal St. Fullerton	5 0				
								91	N	UTSA	9 2				
								91	N	UTSA	10 11				
LAST 10 GAMES															
				73	A	Minnesota	2 3	66	A	Iowa	6 2				
				73	A	Minnesota	2 0	66	A	Iowa	8 2				
				181	H	Western Ill.	3 2	64	H	Northwestern	5 3				
				181	H	Western Ill.	2 0	64	H	Northwestern	5 4				
				32	H	DePaul	0 2	29	H	Indiana	1 3				

Non-Div. I Games:

Illinois



Average RPI Win: 111		WON-LOST	WINNING	LAST 10	STRENGTH OF		OPP. STRENGTH	TEAM	ADJ	CONF.	ADJ CONF.
Average RPI Loss: 44		RECORD	PCT. RANK	GAMES	SCHEDULE		OF SCHEDULE	RPI	RPI	RPI	RPI
DIV. I ONLY		34-21-0	.61818	69	7-3-0		34	32	38	.58386	42
DIV. I NON-CONF.		19-13-0	.59375	85	1-0-0		48	43	56	.56482	57
TOTALS		RPI 1-25	RPI 26-50		W-L RECORDS		RPI 51-100		RPI 101-150		RPI 150+
34-21-0		0-10-0	8-3-0		OVERALL		10-6-0		3-1-0		13-1-0
17-4-0		0-0-0	4-0-0		HOME		5-3-0		1-0-0		7-1-0
9-12-0		0-8-0	3-1-0		AWAY		3-2-0		1-1-0		2-0-0
8-5-0		0-2-0	1-2-0		NEUTRAL		2-1-0		1-0-0		4-0-0
19-13-0		0-7-0	2-1-0		NON-CONFERENCE		4-3-0		3-1-0		10-1-0
8-2-0		0-0-0	1-0-0		HOME		1-1-0		1-0-0		5-1-0
5-7-0		0-5-0	1-0-		AWAY		1-1-0		1-1-0		2-0-0
6-4-0		0-2-0	0-1-0		NEUTRAL		2-1-0		1-0-0		3-0-0
15-8-0		0-3-0	6-2-0		CONFERENCE		6-3-0		0-0-0		3-0-0
9-2-0		0-0-0	3-0-0		HOME		4-2-0		0-0-0		2-0-0
4-5-0		0-3-0	2-1-0		AWAY		2-1-0		0-0-0		0-0-0
2-1-0		0-0-0	1-1-0		NEUTRAL		0-0-0		0-0-0		1-0-0
RPI S	Opponent	Score	RPI S	Opponent	Score	RPI S	Opponent	Score	RPI S	Opponent	Score
4 A	Alabama	1 10	31 A	Maryland	0 5	51 N	Kansas	4 5	112 A	Campbell	4 7
4 A	Alabama	0 3	31 A	Maryland	6 5	54 H	Virginia Tech	1 2	112 A	Campbell	6 1
6 A	Florida	0 3	31 A	Maryland	2 0	54 H	Virginia Tech	3 2	132 N	Temple	8 3
6 A	Florida	0 9	31 N	Maryland	7 3	54 H	Virginia Tech	3 0	141 H	Elon	11 4
6 A	Florida	0 10	37 N	Fordham	0 1	60 H	FIU	6 0	151 H	Charlotte	4 0
15 N	Oregon	0 1	44 A	Jacksonville	2 1	65 H	Virginia	8 2	151 H	Charlotte	6 2
17 N	Notre Dame	3 4	47 H	Penn St.	3 0	65 H	Virginia	1 3	159 H	Long Island	6 5
18 A	Georgia Tech	4 6	49 H	Florida St.	3 2	65 H	Virginia	5 3	163 N	Bethune-Cookman	5 0
18 A	Georgia Tech	5 7	49 H	Florida St.	1 0	70 N	Mississippi St.	12 4	163 N	Bethune-Cookman	7 2
18 A	Georgia Tech	2 3	49 H	Florida St.	4 0	70 N	Mississippi St.	8 2	164 H	UNC Greensboro	2 5
			49 N	Florida St.	1 4	71 A	North Carolina St.	6 0	164 H	UNC Greensboro	4 1
						71 A	North Carolina St.	1 3	165 H	Boston College	6 2
						71 A	North Carolina St.	10 2	165 H	Boston College	4 0
						80 A	South Carolina	0 1	165 N	Boston College	9 0
						89 H	St. Joseph's	0 8	208 N	Buffalo	9 4
						90 A	UCF	7 6	233 H	Georgetown	14 0
									257 A	UNC Wilmington	7 0
									257 A	UNC Wilmington	8 0
LAST 10 GAMES											
			49 N	Florida St.	1 4	31 A	Maryland	2 0			
			31 N	Maryland	7 3	165 H	Boston College	6 2			
			165 N	Boston College	9 0	165 H	Boston College	4 0			
			31 A	Maryland	0 5	141 H	Elon	11 4			
			31 A	Maryland	6 5	18 A	Georgia Tech	2 3			

Non-Div. I Games:

North Carolina

Average RPI Win:		129	WON-LOST RECORD		WINNING PCT. RANK		LAST 10 GAMES		STRENGTH OF SCHEDULE		OPP. STRENGTH OF SCHEDULE		TEAM RPI		ADJ RPI		CONF. RPI		ADJ CONF. RPI				
DIV. I ONLY			32-19-0		.62745 65		5-5-0		41		42		44		.57961 43		9		9				
DIV. I NON-CONF.			24-14-0		.63158 67		0-0-0		20		18		33		.59351 34		8		8				
TOTALS		RPI 1-25		RPI 26-50		W-L RECORDS		RPI 51-100		RPI 101-150		RPI 150+											
32-19-0		2-11-0		3-4-0		OVERALL		6-3-0		9-1-0		12-0-0											
14-9-0		1-5-0		2-2-0		HOME		3-1-0		5-1-0		3-0-0											
7-6-0		1-3-0		0-1-0		AWAY		0-2-0		3-0-0		3-0-0											
11-4-0		0-3-0		1-1-0		NEUTRAL		3-0-0		1-0-0		6-0-0											
24-14-0		2-11-0		2-2-0		NON-CONFERENCE		5-0-0		6-1-0		9-0-0											
9-7-0		1-5-0		1-1-0		HOME		2-0-0		3-1-0		2-0-0											
4-3-0		1-3-0		0-0-		AWAY		0-0-0		2-0-0		1-0-0											
11-4-0		0-3-0		1-1-0		NEUTRAL		3-0-0		1-0-0		6-0-0											
8-5-0		0-0-0		1-2-0		CONFERENCE		1-3-0		3-0-0		3-0-0											
5-2-0		0-0-0		1-1-0		HOME		1-1-0		2-0-0		1-0-0											
3-3-0		0-0-0		0-1-0		AWAY		0-2-0		1-0-0		2-0-0											
0-0-0		0-0-0		0-0-0		NEUTRAL		0-0-0		0-0-0		0-0-0											
RPI	S	Opponent		Score		RPI	S	Opponent		Score		RPI	S	Opponent		Score		RPI	S	Opponent		Score	
5	H	Missouri		1	9	29	N	Indiana		2	3	52	N	Pacific		8	0	102	H	Ohio		8	0
6	N	Florida		2	4	34	H	Long Beach St.		3	0	52	N	Pacific		5	4	105	A	New Mexico		8	0
8	N	Arizona		0	5	36	H	Fresno St.		1	2	72	H	Wisconsin		6	0	105	H	New Mexico		6	3
11	H	Baylor		0	3	39	A	BYU		2	4	82	H	Harvard		4	3	105	H	New Mexico		2	1
12	N	Tennessee		3	11	39	H	BYU		0	1	90	N	UCF		5	1	106	N	North Dakota St.		3	2
13	H	Washington		3	6	39	H	BYU		1	0	97	H	Utah		2	3	130	H	St. Louis		6	0
14	A	Texas A&M		1	7	49	N	Florida St.		10	2	100	A	UNLV		10	11	131	H	Cal Poly		1	2
14	A	Texas A&M		1	9							100	A	UNLV		11	13	139	H	Ohio St.		4	2
19	A	Stanford		3	2							100	H	UNLV		4	0	146	A	Cal St. Northridge		13	0
20	A	UCLA		2	8													146	A	Cal St. Northridge		4	1
20	H	UCLA		1	3													162	A	San Diego		7	1
22	H	Houston		6	0													162	H	San Diego		5	2
24	H	Louisville		0	7													180	H	Sacramento St.		4	2
																		180	N	Sacramento St.		7	2
																		183	N	Louisiana Tech		11	3
																		213	A	Colorado St.		15	11
																		213	A	Colorado St.		17	2
																		213	H	Colorado St.		4	1
																		228	N	Mississippi Val.		7	0
																		228	N	Mississippi Val.		11	3
																		240	N	Utah St.		10	1
																		240	N	Utah St.		2	0
LAST 10 GAMES																							
						105	H	New Mexico		2	1	39	A	BYU		2	4						
						105	H	New Mexico		6	3	100	H	UNLV		4	0						
						213	H	Colorado St.		4	1	39	H	BYU		1	0						
						100	A	UNLV		11	13	39	H	BYU		0	1						
						100	A	UNLV		10	11	97	H	Utah		2	3						

Non-Div. I Games:

San Diego St.

Average RPI Win:		148	WON-LOST RECORD		WINNING PCT. RANK		LAST 10 GAMES		STRENGTH OF SCHEDULE		OPP. STRENGTH OF SCHEDULE		TEAM RPI		ADJ RPI		CONF. RPI		ADJ CONF. RPI					
DIV. I ONLY			43-14-0		.75439		22		10-0-0		90		126		40		.57901		44		12		12	
DIV. I NON-CONF.			22-12-0		.64706		59		1-0-0		103		138		68		.55364		66		13		13	
TOTALS		RPI 1-25		RPI 26-50		W-L RECORDS		RPI 51-100		RPI 101-150		RPI 150+												
43-14-0		1-1-0		0-3-0		OVERALL		11-7-0		12-2-0		19-1-0												
22-4-0		0-1-0		0-1-0		HOME		5-2-0		8-0-0		9-0-0												
10-3-0		0-0-0		0-0-0		AWAY		2-3-0		2-0-0		6-0-0												
11-7-0		1-0-0		0-2-0		NEUTRAL		4-2-0		2-2-0		4-1-0												
22-12-0		1-1-0		0-3-0		NON-CONFERENCE		2-5-0		6-2-0		13-1-0												
10-4-0		0-1-0		0-1-0		HOME		1-2-0		2-0-0		7-0-0												
4-1-0		0-0-0		0-0-0		AWAY		0-1-0		2-0-0		2-0-0												
8-7-0		1-0-0		0-2-0		NEUTRAL		1-2-0		2-2-0		4-1-0												
21-2-0		0-0-0		0-0-0		CONFERENCE		9-2-0		6-0-0		6-0-0												
12-0-0		0-0-0		0-0-0		HOME		4-0-0		6-0-0		2-0-0												
6-2-0		0-0-0		0-0-0		AWAY		2-2-0		0-0-0		4-0-0												
3-0-0		0-0-0		0-0-0		NEUTRAL		3-0-0		0-0-0		0-0-0												
RPI	S	Opponent		Score		RPI	S	Opponent		Score		RPI	S	Opponent		Score								
6	H	Florida		0	7	30	N	Texas Tech		1	5	51	H	Kansas		1	6	101	H	Central Mich.		4	0	
14	N	Texas A&M		3	1	31	N	Maryland		1	2	58	N	Pittsburgh		0	3	101	H	Central Mich.		7	0	
						42	H	North Carolina		1	2	61	A	Fla. Atlantic		0	2	103	N	Boston U.		2	3	
												69	A	Lipscomb		0	4	104	H	Fla. Gulf Coast		8	0	
												69	A	Lipscomb		0	4	104	H	Fla. Gulf Coast		5	2	
												69	N	Lipscomb		7	1	107	A	Ga. Southern		8	2	
												69	N	Lipscomb		3	1	107	A	Ga. Southern		4	0	
												76	H	Jacksonville St.		0	5	112	H	Campbell		2	1	
												76	H	Jacksonville St.		5	2	112	H	Campbell		1	0	
												84	N	Radford		3	7	125	N	Connecticut		2	3	
												89	N	St. Joseph's		2	0	125	N	Connecticut		10	0	
												92	H	Kennesaw St.		5	2	142	H	North Florida		8	0	
												92	H	Kennesaw St.		13	3	142	H	North Florida		6	1	
												95	A	S.C. Upstate		3	2	149	N	Villanova		2	1	
												95	A	S.C. Upstate		4	1	163	A	Bethune-Cookman		11	3	
												99	H	Mercer		1	0	163	H	Bethune-Cookman		5	0	
												99	H	Mercer		7	0	185	H	Stetson		8	0	
												99	N	Mercer		4	1	185	H	Stetson		2	1	
																		190	N	Dartmouth		9	1	
																		193	A	Florida A&M		9	2	
																		193	H	Florida A&M		6	1	
																		195	H	Delaware St.		12	3	
																		195	H	Delaware St.		2	0	
																		204	N	Maine		2	1	
																		208	H	Buffalo		3	1	
																		213	N	Colorado St.		1	2	
																		222	N	Winthrop		7	1	
LAST 10 GAMES																								
						69	N	Lipscomb		7	1	142	H	North Florida		6	1	195	H	Delaware St.		2	0	
						69	N	Lipscomb		3	1	142	H	North Florida		8	0	204	N	Maine		2	1	
						99	N	Mercer		4	1	163	A	Bethune-Cookman		11	3	208	H	Buffalo		3	1	
						185	H	Stetson		2	1	104	H	Fla. Gulf Coast		5	2	213	N	Colorado St.		1	2	
						185	H	Stetson		8	0	104	H	Fla. Gulf Coast		8	0	222	N	Winthrop		7	1	

**Non-Div. I Games:**

Jacksonville

RPI	S	Opponent	Score	
225	A	East Tenn. St.	4	1
225	A	East Tenn. St.	9	0
243	H	South Dakota St.	9	0
243	H	South Dakota St.	4	3
247	A	Belmont	13	0
247	A	Belmont	4	0
255	N	Toledo	7	0

Jacksonville

J  
a  
c  
k  
s  
o  
n  
v  
i  
l  
l  
e

J  
a  
c  
k  
s  
o  
n  
v  
i  
l  
l  
e

Average RPI Win:		151	WON-LOST RECORD		WINNING PCT. RANK		LAST 10 GAMES		STRENGTH OF SCHEDULE		OPP. STRENGTH OF SCHEDULE		TEAM RPI		ADJ RPI		CONF. RPI		ADJ CONF. RPI				
DIV. I ONLY			37-13-0		.74	27	8-2-0		101		120		46		.5783		45	29		29			
DIV. I NON-CONF.			37-13-0		.74	35	8-2-0		118		136		49		.5783		47	28		29			
TOTALS		RPI 1-25		RPI 26-50		W-L RECORDS		RPI 51-100		RPI 101-150		RPI 150+											
37-13-0		2-1-0		3-4-0		OVERALL		7-5-0		7-1-0		18-2-0											
20-3-0		0-0-0		1-1-0		HOME		2-0-0		5-1-0		12-1-0											
13-5-0		1-1-0		2-0-0		AWAY		5-3-0		2-0-0		3-1-0											
4-5-0		1-0-0		0-3-0		NEUTRAL		0-2-0		0-0-0		3-0-0											
37-13-0		2-1-0		3-4-0		NON-CONFERENCE		7-5-0		7-1-0		18-2-0											
20-3-0		0-0-0		1-1-0		HOME		2-0-0		5-1-0		12-1-0											
13-5-0		1-1-0		2-0-		AWAY		5-3-0		2-0-0		3-1-0											
4-5-0		1-0-0		0-3-0		NEUTRAL		0-2-0		0-0-0		3-0-0											
0-0-0		0-0-0		0-0-0		CONFERENCE		0-0-0		0-0-0		0-0-0											
0-0-0		0-0-0		0-0-0		HOME		0-0-0		0-0-0		0-0-0											
0-0-0		0-0-0		0-0-0		AWAY		0-0-0		0-0-0		0-0-0											
0-0-0		0-0-0		0-0-0		NEUTRAL		0-0-0		0-0-0		0-0-0											
RPI	S	Opponent		Score		RPI	S	Opponent		Score		RPI	S	Opponent		Score		RPI	S	Opponent		Score	
2	A	Georgia		0	8	31	N	Maryland		0	16	54	A	Virginia Tech		4	2	112	A	Campbell		4	1
2	A	Georgia		7	5	33	H	East Carolina		1	10	54	A	Virginia Tech		6	7	112	A	Campbell		5	4
17	N	Notre Dame		2	0	33	H	East Carolina		3	0	56	A	Hawaii		1	0	129	H	Binghamton		8	0
						40	N	Illinois St.		2	6	56	A	Hawaii		2	3	129	H	Binghamton		9	11
						41	N	Illinois		5	7	65	A	Virginia		10	8	134	H	Liberty		6	0
						47	A	Penn St.		3	0	65	A	Virginia		2	1	134	H	Liberty		2	1
						47	A	Penn St.		5	3	80	H	South Carolina		3	1	135	H	Quinnipiac		4	1
												80	H	South Carolina		8	7	135	H	Quinnipiac		5	4
												84	A	Radford		12	9	153	H	Charleston So.		3	1
												84	A	Radford		1	3	153	H	Charleston So.		7	5
												85	N	Miami (OH)		0	1	159	N	Long Island		8	0
												85	N	Miami (OH)		0	1	168	H	Cornell		2	4
																		168	H	Cornell		9	1
																		209	H	Stony Brook		8	0
																		209	H	Stony Brook		7	0
																		220	H	UMBC		7	4
																		233	A	Georgetown		8	2
																		233	A	Georgetown		2	3
																		235	H	Army		7	2
																		243	N	South Dakota St.		5	3
																		243	N	South Dakota St.		3	0
																		245	H	IUPUI		8	1
																		245	H	IUPUI		11	3
																		264	A	Norfolk St.		9	0
																		264	A	Norfolk St.		12	3
																		270	H	Bucknell		6	2
																		274	H	Hampton		14	1
					LAST 10 GAMES																		
						2	A	Georgia		7	5	220	H	UMBC		7	4						
								Georgia		0	8	33	H	East Carolina		1	10						
						112	A	Campbell		5	4	47	A	Penn St.		3	0						
						112	A	Campbell		4	1	47	A	Penn St.		5	3						
						33	H	East Carolina		3	0	134	H	Liberty		2	1						

Non-Div. I Games:

Longwood

RPI	S	Opponent	Score	
274	H	Hampton	7	4

Longwood

L  
o  
n  
g  
w  
o  
o  
d

L  
o  
n  
g  
w  
o  
o  
d

Average RPI Win:	162	WON-LOST RECORD	WINNING PCT. RANK	LAST 10 GAMES	STRENGTH OF SCHEDULE	OPP. STRENGTH OF SCHEDULE	TEAM RPI	ADJ RPI	CONF. RPI	ADJ CONF. RPI					
DIV. I ONLY		42-12-0	.77778	14	10-0-0	116	133	42	.57685	46	16	17			
DIV. I NON-CONF.		18-9-0	.66667	52	0-0-0	77	62	51	.5709	54	16	16			
<hr/>															
TOTALS	RPI 1-25	RPI 26-50		W-L RECORDS		RPI 51-100		RPI 101-150		RPI 150+					
42-12-0	0-3-0	2-3-0		OVERALL		3-2-0		16-4-0		21-0-0					
17-1-0	0-0-0	0-0-0		HOME		1-1-0		7-0-0		9-0-0					
10-5-0	0-1-0	1-1-0		AWAY		1-0-0		3-3-0		5-0-0					
15-6-0	0-2-0	1-2-0		NEUTRAL		1-1-0		6-1-0		7-0-0					
18-9-0	0-3-0	2-3-0		NON-CONFERENCE		3-2-0		6-1-0		7-0-0					
6-1-0	0-0-0	0-0-0		HOME		1-1-0		2-0-0		3-0-0					
2-2-0	0-1-0	1-0-		AWAY		1-0-0		0-0-0		0-0-0					
10-6-0	0-2-0	1-2-0		NEUTRAL		1-1-0		4-1-0		4-0-0					
24-3-0	0-0-0	0-0-0		CONFERENCE		0-0-0		10-3-0		14-0-0					
11-0-0	0-0-0	0-0-0		HOME		0-0-0		5-0-0		6-0-0					
8-3-0	0-0-0	0-0-0		AWAY		0-0-0		3-3-0		5-0-0					
5-0-0	0-0-0	0-0-0		NEUTRAL		0-0-0		2-0-0		3-0-0					
RPI	S	Opponent	Score	RPI	S	Opponent	Score	RPI	S	Opponent	Score				
2	A	Georgia	3 4	29	N	Indiana	0 2	61	N	Fla. Atlantic	2 1				
18	N	Georgia Tech	1 6	30	N	Texas Tech	1 3	61	N	Fla. Atlantic	1 3				
18	N	Georgia Tech	1 6	37	N	Fordham	1 0	67	A	South Ala.	4 2				
				38	A	UAB	0 1	77	H	Georgia St.	1 2				
				38	A	UAB	11 3	77	H	Georgia St.	4 1				
										107	H	Ga. Southern	5 3		
										107	H	Ga. Southern	7 4		
										107	H	Ga. Southern	8 0		
										108	H	UNI	10 3		
										112	N	Campbell	9 7		
										113	A	Col. of Charleston	0 3		
										113	A	Col. of Charleston	1 5		
										113	A	Col. of Charleston	0 1		
										113	N	Col. of Charleston	11 2		
										121	H	Appalachian St.	13 2		
										121	H	Appalachian St.	9 0		
										134	N	Liberty	14 6		
										136	H	UT Martin	8 2		
										136	N	UT Martin	4 3		
										139	N	Ohio St.	11 7		
										141	A	Elon	3 1		
										141	A	Elon	13 2		
										141	A	Elon	7 5		
										141	N	Elon	7 1		
										142	N	North Florida	0 4		
										164	H	UNC Greensboro	9 5		
										164	H	UNC Greensboro	3 0		
										164	H	UNC Greensboro	8 0		
										164	N	UNC Greensboro	13 0		
										167	N	Rutgers	11 4		
										191	N	Southeastern La.	9 0		
										213	N	Colorado St.	9 1		
				LAST 10 GAMES											
				113	N	Col. of Charleston	11 2	263	A	Western Caro.	13 0	164	H	UNC Greensboro	8 0
				164	N	UNC Greensboro	13 0	263	N	Western Caro.	12 4	164	N	UNC Greensboro	13 0
				141	N	Elon	7 1	107	H	Ga. Southern	5 3	167	N	Rutgers	11 4
				223	N	Furman	4 0	107	H	Ga. Southern	7 4	191	N	Southeastern La.	9 0
				263	A	Western Caro.	14 6	107	H	Ga. Southern	8 0	213	N	Colorado St.	9 1

Non-Div. I Games:

Chattanooga

RPI	S	Opponent	Score	
215	H	Samford	10	4
215	H	Samford	5	3
215	H	Samford	11	0
223	A	Furman	9	3
223	A	Furman	12	2
223	A	Furman	12	7
223	N	Furman	4	0
224	N	Evansville	11	3
225	H	East Tenn. St.	11	1
245	H	IUPUI	9	1
255	H	Toledo	13	4
263	A	Western Caro.	13	0
263	A	Western Caro.	14	6
263	N	Western Caro.	12	4

Chattanooga

C  
h  
a  
t  
t  
a  
n  
o  
o  
g  
a

C  
h  
a  
t  
t  
a  
n  
o  
o  
g  
a



Average RPI Win: 102		WON-LOST RECORD		WINNING PCT. RANK		LAST 10 GAMES		STRENGTH OF SCHEDULE		OPP. STRENGTH OF SCHEDULE		TEAM RPI		ADJ RPI		CONF. RPI		ADJ CONF. RPI	
DIV. I ONLY		29-22-1		.56731 100		6-3-1		25		29		47		.57655 47		4		5	
DIV. I NON-CONF.		18-14-0		.5625 101		0-2-0		24		28		53		.57214 53		4		4	
TOTALS		RPI 1-25		RPI 26-50		W-L RECORDS		RPI 51-100		RPI 101-150		RPI 150+							
29-22-1		1-6-0		3-7-0		OVERALL		16-8-1		2-0-0		7-1-0							
9-6-1		0-2-0		0-4-0		HOME		5-0-1		0-0-0		4-0-0							
9-8-0		0-2-0		1-2-0		AWAY		6-4-0		2-0-0		0-0-0							
11-8-0		1-2-0		2-1-0		NEUTRAL		5-4-0		0-0-0		3-1-0							
18-14-0		1-4-0		2-4-0		NON-CONFERENCE		8-5-0		0-0-0		7-1-0							
4-2-0		0-0-0		0-2-0		HOME		0-0-0		0-0-0		4-0-0							
3-4-0		0-2-0		0-0-		AWAY		3-1-0		0-0-0		0-0-0							
11-8-0		1-2-0		2-1-0		NEUTRAL		5-4-0		0-0-0		3-1-0							
11-8-1		0-2-0		1-3-0		CONFERENCE		8-3-1		2-0-0		0-0-0							
5-4-1		0-2-0		0-2-0		HOME		5-0-1		0-0-0		0-0-0							
6-4-0		0-0-0		1-1-0		AWAY		3-3-0		2-0-0		0-0-0							
0-0-0		0-0-0		0-0-0		NEUTRAL		0-0-0		0-0-0		0-0-0							
RPI S	Opponent	Score		RPI S	Opponent	Score		RPI S	Opponent	Score		RPI S	Opponent	Score					
1 N	Arizona St.	1	5	28 N	Tulsa	3	1	52 N	Pacific	1	2	139 A	Ohio St.	10	2				
2 A	Georgia	0	8	28 N	Tulsa	0	3	57 N	Massachusetts	0	10	139 A	Ohio St.	4	3				
9 N	Oklahoma	5	2	29 H	Indiana	0	1	57 N	Massachusetts	1	0	159 N	Long Island	0	1				
10 H	Michigan	4	5	29 H	Indiana	0	3	58 A	Pittsburgh	2	0	160 H	Kent St.	9	1				
10 H	Michigan	4	5	36 N	Fresno St.	1	0	58 A	Pittsburgh	1	2	160 H	Kent St.	4	2				
18 A	Georgia Tech	0	6	41 A	Illinois	2	12	60 N	FIU	0	1	208 H	Buffalo	4	3				
18 N	Georgia Tech	0	2	41 A	Illinois	4	2	60 N	FIU	3	0	208 H	Buffalo	7	4				
				42 A	North Carolina	0	3	61 A	Fla. Atlantic	2	1	217 N	Bowling Green	8	0				
				45 H	Longwood	3	5	62 H	Purdue	0	0	233 N	Georgetown	6	0				
				45 H	Longwood	0	3	62 H	Purdue	8	5	247 N	Belmont	4	0				
								64 H	Northwestern	6	3								
								64 H	Northwestern	3	2								
								66 A	Iowa	3	2								
								66 A	Iowa	0	1								
								72 H	Wisconsin	3	2								
								72 H	Wisconsin	8	5								
								73 A	Minnesota	2	0								
								73 A	Minnesota	0	1								
								76 N	Jacksonville St.	6	4								
								77 N	Georgia St.	1	0								
				LAST 10 GAMES															
				64 H Northwestern				3				2							
				64 H Northwestern				6				3							
				139 A Ohio St.				4				3							
				139 A Ohio St.				10				2							
				66 A Iowa				3				2							

Non-Div. I Games:

Penn St.

RPI	S	Opponent	Score
79	N	Boise St.	0 1
83	A	Michigan St.	8 6
83	A	Michigan St.	6 7
85	N	Miami (OH)	1 0
92	A	Kennesaw St.	2 1

66	A Iowa	0	1
62	H Purdue	0	0
62	H Purdue	8	5
45	H Longwood	0	3
45	H Longwood	3	5

M  
e  
m  
p  
h  
i  
s

Memphis

Average RPI Win:		91	WON-LOST RECORD		WINNING PCT. RANK	LAST 10 GAMES		STRENGTH OF SCHEDULE		OPP. STRENGTH OF SCHEDULE	TEAM RPI	ADJ RPI	CONF. RPI	ADJ CONF. RPI			
DIV. I ONLY			30-26-0		.53571	120	5-5-0		24	25	52	.57385	49	5	4		
DIV. I NON-CONF.			18-15-0		.54545	107	0-1-0		28	29	58	.56424	58	5	5		
TOTALS		RPI 1-25		RPI 26-50		W-L RECORDS		RPI 51-100		RPI 101-150		RPI 150+					
30-26-0		2-6-0		4-7-0		OVERALL		14-11-0		5-1-0		5-1-0					
19-10-0		1-1-0		1-2-0		HOME		10-5-0		5-1-0		2-1-0					
6-11-0		1-5-0		0-4-0		AWAY		2-2-0		0-0-0		3-0-0					
5-5-0		0-0-0		3-1-0		NEUTRAL		2-4-0		0-0-0		0-0-0					
18-15-0		1-4-0		2-2-0		NON-CONFERENCE		7-7-0		5-1-0		3-1-0					
15-5-0		1-1-0		0-0-0		HOME		7-2-0		5-1-0		2-1-0					
1-5-0		0-3-0		0-0-		AWAY		0-1-0		0-0-0		1-0-0					
2-5-0		0-0-0		2-1-0		NEUTRAL		0-4-0		0-0-0		0-0-0					
12-11-0		1-2-0		2-5-0		CONFERENCE		7-4-0		0-0-0		2-0-0					
4-5-0		0-0-0		1-2-0		HOME		3-3-0		0-0-0		0-0-0					
5-6-0		1-2-0		0-3-0		AWAY		2-1-0		0-0-0		2-0-0					
3-0-0		0-0-0		1-0-0		NEUTRAL		2-0-0		0-0-0		0-0-0					
RPI	S	Opponent		Score		RPI	S	Opponent		Score		RPI	S	Opponent		Score	
4	A	Alabama		2	9	27	A	Auburn		3	5	54	H	Virginia Tech		1	0
4	A	Alabama		0	8	31	H	Maryland		0	1	54	H	Virginia Tech		3	4
6	A	Florida		0	1	31	H	Maryland		5	0	54	H	Virginia Tech		1	2
18	A	Georgia Tech		2	7	31	H	Maryland		4	7	54	N	Virginia Tech		9	2
18	A	Georgia Tech		9	4	34	N	Long Beach St.		4	1	55	H	Hofstra		5	1
18	A	Georgia Tech		3	11	39	N	BYU		6	4	55	H	Hofstra		0	2
23	H	Kentucky		2	7	42	A	North Carolina		0	4	64	N	Northwestern		0	3
23	H	Kentucky		2	0	42	A	North Carolina		0	1	65	H	Virginia		6	1
						42	A	North Carolina		2	3	65	H	Virginia		1	2
						42	A	North Carolina		2	3	65	H	Virginia		8	0
						42	N	North Carolina		4	1	65	H	Virginia		8	0
						43	N	San Diego St.		2	10	65	N	Virginia		12	5
												67	H	South Ala.		6	0
												70	N	Mississippi St.		7	8
												70	N	Mississippi St.		8	9
												71	A	North Carolina St.		3	2
												71	A	North Carolina St.		7	2
												71	A	North Carolina St.		2	4
												72	H	Wisconsin		7	1
												72	H	Wisconsin		9	0
												78	N	Oregon St.		5	6
						LAST 10 GAMES											
						42 N North Carolina						4 1					
						65 N Virginia						12 5					
						54 N Virginia Tech						9 2					
						18 A Georgia Tech						9 4					
						18 A Georgia Tech						2 7					

Non-Div. I Games:

Florida St.

RPI	S	Opponent	Score	
90	A	UCF	1	2
97	H	Utah	4	5
97	H	Utah	7	3
99	H	Mercer	5	4
99	H	Mercer	3	0
18	A	Georgia Tech	3	11
6	A	Florida	0	1
31	H	Maryland	5	0
31	H	Maryland	4	7
31	H	Maryland	0	1

F  
l  
o  
r  
i  
d  
a  
s  
t  
.

F  
l  
o  
r  
i  
d  
a  
s  
t  
.

Average RPI Win:	161	WON-LOST RECORD	WINNING PCT. RANK	LAST 10 GAMES	STRENGTH OF SCHEDULE	OPP. STRENGTH OF SCHEDULE	TEAM RPI	ADJ RPI	CONF. RPI	ADJ CONF. RPI		
Average RPI Loss:	33											
DIV. I ONLY		43-15-0	.74138	25	7-3-0	132	77	48	.57331	50	11	11
DIV. I NON-CONF.		23-11-0	.67647	51	1-0-0	142	48	64	.55572	64	11	11
<hr/>												
TOTALS	RPI 1-25	RPI 26-50		W-L RECORDS		RPI 51-100		RPI 101-150		RPI 150+		
43-15-0	1-8-0	3-2-0		OVERALL		8-4-0		5-1-0		26-0-0		
23-9-0	1-7-0	2-1-0		HOME		5-0-0		1-1-0		14-0-0		
12-4-0	0-1-0	1-0-0		AWAY		0-3-0		2-0-0		9-0-0		
8-2-0	0-0-0	0-1-0		NEUTRAL		3-1-0		2-0-0		3-0-0		
<hr/>												
23-11-0	1-8-0	0-1-0		NON-CONFERENCE		3-1-0		5-1-0		14-0-0		
12-8-0	1-7-0	0-0-0		HOME		2-0-0		1-1-0		8-0-0		
5-1-0	0-1-0	0-0-		AWAY		0-0-0		2-0-0		3-0-0		
6-2-0	0-0-0	0-1-0		NEUTRAL		1-1-0		2-0-0		3-0-0		
<hr/>												
20-4-0	0-0-0	3-1-0		CONFERENCE		5-3-0		0-0-0		12-0-0		
11-1-0	0-0-0	2-1-0		HOME		3-0-0		0-0-0		6-0-0		
7-3-0	0-0-0	1-0-0		AWAY		0-3-0		0-0-0		6-0-0		
2-0-0	0-0-0	0-0-0		NEUTRAL		2-0-0		0-0-0		0-0-0		
<hr/>												
RPI S	Opponent	Score	RPI S	Opponent	Score	RPI S	Opponent	Score	RPI S	Opponent	Score	
1 A	Arizona St.	0 17	33 N	East Carolina	5 8	56 A	Hawaii	4 5	105 A	New Mexico	6 0	
8 H	Arizona	5 7	36 A	Fresno St.	5 0	56 A	Hawaii	4 5	105 H	New Mexico	2 3	
8 H	Arizona	2 7	36 H	Fresno St.	9 1	56 A	Hawaii	2 3	108 N	UNI	4 2	
9 H	Oklahoma	4 7	36 H	Fresno St.	1 9	56 N	Hawaii	5 4	118 H	La.-Monroe	6 3	
9 H	Oklahoma	0 16	36 H	Fresno St.	10 2	73 H	Minnesota	7 6	123 A	Loyola Marymount	11 2	
16 H	Nebraska	1 16				73 H	Minnesota	15 7	144 N	Creighton	8 4	
16 H	Nebraska	3 6				74 N	Texas St.	3 0	154 H	Sam Houston St.	15 7	
16 H	Nebraska	4 3				74 N	Texas St.	5 6	183 H	Louisiana Tech	7 1	
16 H	Nebraska	5 7				79 H	Boise St.	16 3	183 H	Louisiana Tech	3 2	
						79 H	Boise St.	7 6	183 H	Louisiana Tech	5 4	
						79 H	Boise St.	11 10	186 A	Nevada	10 2	
						79 N	Boise St.	7 0	186 A	Nevada	12 9	
									186 A	Nevada	12 7	
									187 A	UTEP	8 6	
									187 H	UTEP	1 0	
									204 H	San Jose St.	7 6	
									204 H	San Jose St.	18 9	
									204 H	San Jose St.	9 0	
									210 H	Southern Utah	10 5	
									210 H	Southern Utah	6 1	
									213 H	Colorado St.	13 5	
									213 H	Colorado St.	10 1	
									232 N	Bradley	12 10	
									240 A	Utah St.	11 6	
									240 A	Utah St.	3 1	
									240 A	Utah St.	5 4	
									248 H	Northern Colo.	6 1	
<hr/>												
			LAST 10 GAMES									
			36 A	Fresno St.	5 0	79 H	Boise St.	11 10				
			79 N	Boise St.	7 0	56 A	Hawaii	4 5				
			56 N	Hawaii	5 4	56 A	Hawaii	4 5				
			79 H	Boise St.	7 6	56 A	Hawaii	2 3				
			79 H	Boise St.	16 3	123 A	Loyola Marymount	11 2				

Non-Div. I Games:

New Mexico St.

RPI	S	Opponent	Score	
248	H	Northern Colo.	7	3
248	N	Northern Colo.	13	5
254	N	North Dakota	14	4
273	A	Weber St.	10	1
273	A	Weber St.	6	3

New Mexico St.

N  
e  
w  
M  
e  
x  
i  
c  
o  
s  
t  
.

N  
e  
w  
M  
e  
x  
i  
c  
o  
s  
t  
.

K  
a  
n  
s  
a  
s

## Kansas





RPI	S	Opponent	Score	
259	H	Cal St. Bakersfield	11	0
265	H	Santa Clara	11	1
265	H	Santa Clara	11	1

Pacific

P  
a  
c  
i  
f  
i  
c

P  
a  
c  
i  
f  
i  
c

Average RPI Win:		143	WON-LOST RECORD		WINNING PCT. RANK	LAST 10 GAMES	STRENGTH OF SCHEDULE		OPP. STRENGTH OF SCHEDULE	TEAM RPI	ADJ RPI	CONF. RPI	ADJ CONF. RPI				
DIV. I ONLY			33-21-0		.61111	72	5-5-0		57	50	53	.56898	53	8	7		
DIV. I NON-CONF.			20-14-0		.58824	90	0-0-0		73	45	65	.55097	69	7	7		
TOTALS		RPI 1-25		RPI 26-50		W-L RECORDS		RPI 51-100		RPI 101-150		RPI 150+					
33-21-0		0-10-0		5-6-0		OVERALL		2-1-0		9-2-0		17-2-0					
27-17-0		0-9-0		4-4-0		HOME		2-1-0		8-2-0		13-1-0					
6-4-0		0-1-0		1-2-0		AWAY		0-0-0		1-0-0		4-1-0					
0-0-0		0-0-0		0-0-0		NEUTRAL		0-0-0		0-0-0		0-0-0					
20-14-0		0-7-0		1-3-0		NON-CONFERENCE		2-1-0		5-2-0		12-1-0					
18-14-0		0-7-0		1-3-0		HOME		2-1-0		5-2-0		10-1-0					
2-0-0		0-0-0		0-0-0		AWAY		0-0-0		0-0-0		2-0-0					
0-0-0		0-0-0		0-0-0		NEUTRAL		0-0-0		0-0-0		0-0-0					
13-7-0		0-3-0		4-3-0		CONFERENCE		0-0-0		4-0-0		5-1-0					
9-3-0		0-2-0		3-1-0		HOME		0-0-0		3-0-0		3-0-0					
4-4-0		0-1-0		1-2-0		AWAY		0-0-0		1-0-0		2-1-0					
0-0-0		0-0-0		0-0-0		NEUTRAL		0-0-0		0-0-0		0-0-0					
RPI	S	Opponent		Score		RPI	S	Opponent		Score		RPI	S	Opponent		Score	
4	H	Alabama		1	12	26	H	Syracuse		3	1	57	H	Massachusetts		0	4
5	H	Missouri		1	4	26	H	Syracuse		4	0	71	H	North Carolina St.		8	6
6	H	Florida		0	12	26	H	Syracuse		7	3	98	H	Western Mich.		8	0
6	H	Florida		2	10	29	H	Indiana		1	5						
10	H	Michigan		2	7	32	A	DePaul		0	7						
14	H	Texas A&M		2	10	32	A	DePaul		4	2						
17	H	Notre Dame		0	5	32	A	DePaul		5	13						
17	H	Notre Dame		0	1	32	H	DePaul		2	4						
21	H	Oklahoma St.		5	9	37	H	Fordham		0	1						
24	A	Louisville		1	2	38	H	UAB		2	6						
						40	H	Illinois St.		3	2						
						LAST 10 GAMES											
						24	A	Louisville		1	2	17	H	Notre Dame		0	5
						32	A	DePaul		0	7	125	H	Connecticut		8	0
						32	A	DePaul		5	13	125	H	Connecticut		2	1
						32	A	DePaul		4	2	125	H	Connecticut		9	2
						17	H	Notre Dame		0	1	200	A	Seton Hall		17	0
												200	A	Seton Hall		9	0
												200	A	Seton Hall		1	3
												204	H	Maine		9	1
												204	H	Maine		8	4
												208	H	Buffalo		9	1
												213	H	Colorado St.		8	2
												225	H	East Tenn. St.		9	1
												233	H	Georgetown		4	0

Non-Div. I Games:

South Fla.

South Fla.

Through Games Of May 15, 2011

RPI	S	Opponent	Score	
233	H	Georgetown	1	0
233	H	Georgetown	8	1
255	H	Toledo	4	5

South Fla.

S  
o  
u  
t  
h  
F  
l  
a  
.

S  
o  
u  
t  
h  
F  
l  
a  
.

[illegible]

**Non-Div. I Games:**

Virginia Tech

RPI	S	Opponent	Score	
266	N	Rhode Island	10	2
273	N	Weber St.	8	0

Virginia Tech

V  
i  
r  
g  
i  
n  
i  
a  
T  
e  
c  
h

V  
i  
r  
g  
i  
n  
i  
a  
T  
e  
c  
h

Average RPI Win: 159		WON-LOST	WINNING	LAST 10	STRENGTH OF		OPP. STRENGTH	TEAM	ADJ		CONF.	ADJ CONF.			
Average RPI Loss: 77		RECORD	PCT. RANK	GAMES	SCHEDULE		OF SCHEDULE	RPI	RPI		RPI	RPI			
DIV. I ONLY		40-13-0	.75472	21	8-2-0		141	108	51	.5648	55	18	18		
DIV. I NON-CONF.		19-10-0	.65517	56	0-0-0		133	37	66	.55348	67	18	21		
TOTALS		RPI 1-25	RPI 26-50		W-L RECORDS		RPI 51-100		RPI 101-150		RPI 150+				
40-13-0		0-2-0	2-3-0		OVERALL		7-5-0		11-1-0		20-2-0				
20-2-0		0-0-0	0-0-0		HOME		4-2-0		7-0-0		9-0-0				
11-8-0		0-1-0	2-3-0		AWAY		0-1-0		1-1-0		8-2-0				
9-3-0		0-1-0	0-0-0		NEUTRAL		3-2-0		3-0-0		3-0-0				
19-10-0		0-2-0	2-3-0		NON-CONFERENCE		3-3-0		8-1-0		6-1-0				
7-0-0		0-0-0	0-0-0		HOME		0-0-0		4-0-0		3-0-0				
3-7-0		0-1-0	2-0-		AWAY		0-1-0		1-1-0		0-1-0				
9-3-0		0-1-0	0-0-0		NEUTRAL		3-2-0		3-0-0		3-0-0				
21-3-0		0-0-0	0-0-0		CONFERENCE		4-2-0		3-0-0		14-1-0				
13-2-0		0-0-0	0-0-0		HOME		4-2-0		3-0-0		6-0-0				
8-1-0		0-0-0	0-0-0		AWAY		0-0-0		0-0-0		8-1-0				
0-0-0		0-0-0	0-0-0		NEUTRAL		0-0-0		0-0-0		0-0-0				
RPI S	Opponent	Score		RPI S	Opponent	Score		RPI S	Opponent	Score		RPI S	Opponent	Score	
3 N	Texas	0	5	33 A	East Carolina	0	5	58 N	Pittsburgh	1	3	119 H	Iona	8	0
25 A	LSU	0	1	33 A	East Carolina	4	5	61 A	Fla. Atlantic	0	7	125 H	Connecticut	4	1
				37 A	Fordham	5	1	62 N	Purdue	7	2	125 H	Connecticut	7	0
				49 A	Florida St.	2	0	65 N	Virginia	0	2	126 H	St. John's (NY)	5	0
				49 A	Florida St.	1	5	65 N	Virginia	2	1	126 N	St. John's (NY)	4	1
								77 H	Georgia St.	4	0	126 N	St. John's (NY)	9	0
								77 H	Georgia St.	2	4	140 N	Middle Tenn.	3	2
								77 H	Georgia St.	2	0	143 H	James Madison	16	6
								77 H	Georgia St.	4	1	143 H	James Madison	3	0
								77 H	Georgia St.	1	0	143 H	James Madison	11	3
								77 H	Georgia St.	0	2	147 A	Lehigh	6	0
								83 N	Michigan St.	3	2	147 A	Lehigh	2	4
												159 A	Long Island	2	3
												160 N	Kent St.	12	0
												164 N	UNC Greensboro	16	0
												167 H	Rutgers	10	4
												178 H	Towson	8	2
												178 H	Towson	2	0
												208 N	Buffalo	6	0
												218 A	George Mason	10	0
												218 A	George Mason	11	2
												218 A	George Mason	2	6
												219 H	Delaware	1	0
												219 H	Delaware	9	0
												219 H	Delaware	2	1
												219 H	Delaware	7	1
												229 A	Drexel	6	3
LAST 10 GAMES				77 H	Georgia St.	2	4	77 H	Georgia St.	2	0	219 H	Delaware	9	0
				77 H	Georgia St.	0	2	77 H	Georgia St.	4	0	219 H	Delaware	2	1
				77 H	Georgia St.	1	0	257 A	UNC Wilmington	5	1	219 H	Delaware	7	1
				219 H	Delaware	9	0	257 A	UNC Wilmington	3	1	219 H	Delaware	6	3
				77 H	Georgia St.	4	1	257 A	UNC Wilmington	11	0				

Non-Div. I Games:

Hofstra

RPI	S	Opponent	Score	
229	A	Drexel	3	1
229	A	Drexel	12	0
239	H	Columbia	7	0
239	H	Columbia	11	2
257	A	UNC Wilmington	11	0
257	A	UNC Wilmington	3	1
257	A	UNC Wilmington	5	1

Hofstra

H  
o  
f  
s  
t  
r  
a

H  
o  
f  
s  
t  
r  
a



Average RPI Win: 163		WON-LOST RECORD		WINNING PCT. RANK		LAST 10 GAMES		STRENGTH OF SCHEDULE		OPP. STRENGTH OF SCHEDULE		TEAM RPI		ADJ RPI		CONF. RPI		ADJ CONF. RPI	
DIV. I ONLY		37-18-0		.67273 51		7-3-0		106		92		61		.56474 56		11		11	
DIV. I NON-CONF.		22-9-0		.70968 39		0-0-0		82		90		44		.58344 41		11		11	
TOTALS		RPI 1-25		RPI 26-50		W-L RECORDS		RPI 51-100		RPI 101-150		RPI 150+							
37-18-0		2-3-0		5-9-0		OVERALL		4-4-0		2-1-0		24-1-0							
23-7-0		0-1-0		4-2-0		HOME		3-3-0		1-1-0		15-0-0							
7-6-0		0-0-0		0-5-0		AWAY		0-0-0		0-0-0		7-1-0							
7-5-0		2-2-0		1-2-0		NEUTRAL		1-1-0		1-0-0		2-0-0							
22-9-0		2-3-0		2-4-0		NON-CONFERENCE		4-1-0		2-1-0		12-0-0							
15-4-0		0-1-0		1-2-0		HOME		3-0-0		1-1-0		10-0-0							
2-1-0		0-0-0		0-0-		AWAY		0-0-0		0-0-0		2-0-0							
5-4-0		2-2-0		1-1-0		NEUTRAL		1-1-0		1-0-0		0-0-0							
15-9-0		0-0-0		3-5-0		CONFERENCE		0-3-0		0-0-0		12-1-0							
8-3-0		0-0-0		3-0-0		HOME		0-3-0		0-0-0		5-0-0							
5-5-0		0-0-0		0-4-0		AWAY		0-0-0		0-0-0		5-1-0							
2-1-0		0-0-0		0-1-0		NEUTRAL		0-0-0		0-0-0		2-0-0							
RPI	S	Opponent		Score		RPI	S	Opponent		Score		RPI	S	Opponent		Score			
7	H	California		1	3	26	N	Syracuse		2	3	65	N	Virginia		4	6		
9	N	Oklahoma		4	1	34	N	Long Beach St.		10	4	74	H	Texas St.		1	0		
15	N	Oregon		5	13	36	A	Fresno St.		0	5	79	H	Boise St.		1	2		
16	N	Nebraska		0	3	36	A	Fresno St.		0	2	79	H	Boise St.		4	7		
19	N	Stanford		6	1	36	A	Fresno St.		1	2	79	H	Boise St.		2	3		
						36	A	Fresno St.		1	2	85	H	Miami (OH)		8	2		
						39	A	BYU		1	2	85	H	Miami (OH)		5	0		
						39	H	BYU		0	4	97	N	Utah		8	7		
						45	H	Longwood		3	2								
						45	H	Longwood		0	1								
						50	H	New Mexico St.		5	4								
						50	H	New Mexico St.		5	4								
						50	H	New Mexico St.		3	2								
						50	N	New Mexico St.		4	5								
						LAST 10 GAMES													
						36	A	Fresno St.		1	2	204	A	San Jose St.		8	0		
						50	N	New Mexico St.		4	5	50	H	New Mexico St.		5	4		
						240	N	Utah St.		6	1	50	H	New Mexico St.		5	4		
						204	A	San Jose St.		3	1	50	H	New Mexico St.		3	2		
						204	A	San Jose St.		11	1	79	H	Boise St.		2	3		
												240	N	Utah St.		6	1		
												243	H	South Dakota St.		3	1		
												243	H	South Dakota St.		9	0		
												243	H	South Dakota St.		6	0		
												244	H	St. Bonaventure		8	0		
												273	H	Weber St.		6	0		

Non-Div. I Games:

Hawaii

RPI	S	Opponent	Score	
273	H	Weber St.	5	1

Hawaii

H  
a  
w  
a  
i  
i

H  
a  
w  
a  
i  
i

[illegible]

**Non-Div. I Games:**

## Massachusetts

[illegible]

**Non-Div. I Games:**

Pittsburgh

RPI	S	Opponent	Score	
287	N	N.C. A&T	15	0
288	N	South Carolina St.	10	0

Pittsburgh

P  
i  
t  
t  
s  
b  
u  
r  
g  
h

P  
i  
t  
t  
s  
b  
u  
r  
g  
h

Average RPI Win:		141	WON-LOST RECORD		WINNING PCT. RANK		LAST 10 GAMES		STRENGTH OF SCHEDULE		OPP. STRENGTH OF SCHEDULE		TEAM RPI		ADJ RPI		CONF. RPI		ADJ CONF. RPI												
DIV. I ONLY			39-19-0		.67241		52		6-4-0		89		129		57		.55853		59		14		14								
DIV. I NON-CONF.			13-8-0		.61905		75		0-0-0		26		78		43		.57874		46		14		14								
TOTALS		RPI 1-25		RPI 26-50		W-L RECORDS		RPI 51-100		RPI 101-150		RPI 150+																			
39-19-0		2-4-0		0-0-0		OVERALL		8-3-0		13-6-0		16-6-0																			
25-3-0		2-0-0		0-0-0		HOME		6-0-0		8-2-0		9-1-0																			
9-11-0		0-3-0		0-0-0		AWAY		0-0-0		3-3-0		6-5-0																			
5-5-0		0-1-0		0-0-0		NEUTRAL		2-3-0		2-1-0		1-0-0																			
13-8-0		2-4-0		0-0-0		NON-CONFERENCE		1-2-0		4-1-0		6-1-0																			
10-1-0		2-0-0		0-0-0		HOME		0-0-0		4-1-0		4-0-0																			
1-4-0		0-3-0		0-0-		AWAY		0-0-0		0-0-0		1-1-0																			
2-3-0		0-1-0		0-0-0		NEUTRAL		1-2-0		0-0-0		1-0-0																			
26-11-0		0-0-0		0-0-0		CONFERENCE		7-1-0		9-5-0		10-5-0																			
15-2-0		0-0-0		0-0-0		HOME		6-0-0		4-1-0		5-1-0																			
8-7-0		0-0-0		0-0-0		AWAY		0-0-0		3-3-0		5-4-0																			
3-2-0		0-0-0		0-0-0		NEUTRAL		1-1-0		2-1-0		0-0-0																			
RPI	S	Opponent		Score		RPI	S	Opponent		Score		RPI	S	Opponent		Score															
3	A	Texas		0	6							52	N	Pacific		4	6	111	H	Cleveland St.		0	3								
3	A	Texas		0	2							74	H	Texas St.		2	1	114	H	Arkansas		4	0								
8	A	Arizona		1	9							74	H	Texas St.		4	1	114	H	Arkansas		5	4								
8	N	Arizona		0	15							74	H	Texas St.		5	4	117	H	Loyola (IL)		9	1								
22	H	Houston		8	6							74	N	Texas St.		5	8	117	H	Loyola (IL)		5	1								
22	H	Houston		3	2							86	N	Drake		2	0	120	H	McNeese St.		3	5								
												91	H	UTSA		1	0	120	H	McNeese St.		2	1								
												91	H	UTSA		2	0	120	H	McNeese St.		4	1								
												91	H	UTSA		9	6	120	N	McNeese St.		8	6								
												91	N	UTSA		6	5	120	N	McNeese St.		0	1								
												92	N	Kennesaw St.		1	9	122	A	Texas-Arlington		0	7								
																		122	A	Texas-Arlington		1	3								
																		122	A	Texas-Arlington		2	0								
																		122	H	Texas-Arlington		9	0								
																		122	H	Texas-Arlington		6	1								
																		150	A	Northwestern St.		5	0								
																		150	A	Northwestern St.		2	4								
																		150	A	Northwestern St.		12	4								
																		150	N	Northwestern St.		5	1								
																		154	A	Sam Houston St.		2	5								
																		154	A	Sam Houston St.		0	1								
																		154	A	Sam Houston St.		9	0								
						LAST 10 GAMES												167	N	Rutgers		4	3								
						120 N McNeese St.						8	6	122 A Texas-Arlington						2	0	176 A Houston Baptist						3	4		
						74 N Texas St.						5	8	122 A Texas-Arlington						1	3	176 A Houston Baptist						1	0		
						150 N Northwestern St.						5	1	122 A Texas-Arlington						0	7	176 H Houston Baptist						4	0		
						91 N UTSA						6	5	120 H McNeese St.						2	1	176 H Houston Baptist						4	2		
						120 N McNeese St.						0	1	120 H McNeese St.						4	1										

Non-Div. I Games: Houston-Victoria 10 2 Houston-Victoria 3 0

A&amp;M-Corpus Christi

RPI	S	Opponent	Score	
191	H	Southeastern La.	11	3
191	H	Southeastern La.	16	0
191	H	Southeastern La.	6	1
194	H	Stephen F. Austin	3	5
194	H	Stephen F. Austin	2	0
194	H	Stephen F. Austin	1	0
196	A	Nicholls St.	0	4
196	A	Nicholls St.	11	8
196	A	Nicholls St.	3	1
198	A	Central Ark.	6	1
198	A	Central Ark.	10	1
198	A	Central Ark.	4	5
272	H	Texas Southern	12	0
272	H	Texas Southern	8	0

A  
&  
M  
-  
C  
o  
r  
p  
u  
s  
C  
h  
r  
i  
s  
t  
i

FIU

Average RPI Win: 107		WON-LOST	WINNING	LAST 10	STRENGTH OF	OPP. STRENGTH	TEAM	ADJ	CONF.	ADJ CONF.		
Average RPI Loss: 70		RECORD	PCT. RANK	GAMES	SCHEDULE	OF SCHEDULE	RPI	RPI	RPI	RPI		
DIV. I ONLY		31-27-0	.53448	122	6-4-0	42	57	66	.55685	60	7	8
DIV. I NON-CONF.		16-15-0	.51613	124	2-0-0	34	24	71	.55606	63	10	9
TOTALS		RPI 1-25	RPI 26-50		W-L RECORDS	RPI 51-100		RPI 101-150		RPI 150+		
31-27-0	2-4-0		3-6-0		OVERALL	9-10-0		14-7-0		3-0-0		
14-10-0	2-1-0		1-2-0		HOME	4-5-0		7-2-0		0-0-0		
10-10-0	0-3-0		1-3-0		AWAY	3-2-0		5-2-0		1-0-0		
7-7-0	0-0-0		1-1-0		NEUTRAL	2-3-0		2-3-0		2-0-0		
16-15-0	2-4-0		2-4-0		NON-CONFERENCE	2-3-0		7-4-0		3-0-0		
5-6-0	2-1-0		1-2-0		HOME	0-2-0		2-1-0		0-0-0		
5-4-0	0-3-0		0-0-		AWAY	0-0-0		4-0-0		1-0-0		
6-5-0	0-0-0		1-1-0		NEUTRAL	2-1-0		1-3-0		2-0-0		
15-12-0	0-0-0		1-2-0		CONFERENCE	7-7-0		7-3-0		0-0-0		
9-4-0	0-0-0		0-0-0		HOME	4-3-0		5-1-0		0-0-0		
5-6-0	0-0-0		1-2-0		AWAY	3-2-0		1-2-0		0-0-0		
1-2-0	0-0-0		0-0-0		NEUTRAL	0-2-0		1-0-0		0-0-0		
RPI S	Opponent	Score	RPI S	Opponent	Score	RPI S	Opponent	Score	RPI S	Opponent	Score	
6 A	Florida	0 8	32 H	DePaul	4 6	58 H	Pittsburgh	2 3	104 A	Fla. Gulf Coast	4 2	
11 A	Baylor	0 2	35 A	La.-Lafayette	3 2	58 H	Pittsburgh	0 4	104 A	Fla. Gulf Coast	3 2	
11 A	Baylor	3 4	35 A	La.-Lafayette	2 7	61 A	Fla. Atlantic	2 3	105 N	New Mexico	4 9	
18 H	Georgia Tech	9 1	35 A	La.-Lafayette	1 2	61 A	Fla. Atlantic	1 0	105 N	New Mexico	2 10	
18 H	Georgia Tech	4 3	41 H	Illinois	4 7	61 H	Fla. Atlantic	1 0	118 A	La.-Monroe	5 2	
23 H	Kentucky	0 5	42 A	North Carolina	0 6	67 H	South Ala.	5 7	118 A	La.-Monroe	7 8	
			47 N	Penn St.	0 3	67 H	South Ala.	3 1	118 A	La.-Monroe	0 1	
			47 N	Penn St.	1 0	67 H	South Ala.	0 2	123 N	Loyola Marymount	1 0	
			48 H	Memphis	7 6	67 N	South Ala.	2 4	128 H	Western Ky.	7 1	
						71 N	North Carolina St.	5 4	128 H	Western Ky.	4 5	
						89 N	St. Joseph's	2 3	128 H	Western Ky.	13 2	
						93 A	North Texas	8 3	135 N	Quinnipiac	1 6	
						93 A	North Texas	2 3	139 H	Ohio St.	1 2	
						93 A	North Texas	12 3	140 H	Middle Tenn.	6 4	
						96 H	Troy	7 2	140 H	Middle Tenn.	3 2	
						96 H	Troy	3 0	140 H	Middle Tenn.	3 2	
						96 H	Troy	5 6	140 N	Middle Tenn.	11 4	
						96 N	Troy	0 4	142 A	North Florida	5 4	
						98 N	Western Mich.	4 3	142 A	North Florida	7 1	
									142 H	North Florida	3 0	
									148 H	Providence	17 1	
									165 N	Boston College	11 7	
									186 A	Nevada	10 1	
									239 N	Columbia	1 0	
LAST 10 GAMES												
			67 N	South Ala.	2 4	67 H	South Ala.	3 1				
			140 N	Middle Tenn.	11 4	67 H	South Ala.	5 7				
			96 N	Troy	0 4	67 H	South Ala.	0 2				
			61 A	Fla. Atlantic	1 0	142 A	North Florida	5 4				
			61 H	Fla. Atlantic	1 0	142 A	North Florida	7 1				

Non-Div. I Games:

FIU



Average RPI Win:		105	WON-LOST RECORD		WINNING PCT. RANK		LAST 10 GAMES		STRENGTH OF SCHEDULE		OPP. STRENGTH OF SCHEDULE		TEAM RPI		ADJ RPI		CONF. RPI		ADJ CONF. RPI				
Average RPI Loss:		92																					
DIV. I ONLY			34-25-0		.57627	92	7-3-0		58		78		64		.55653		61	7		8			
DIV. I NON-CONF.			16-15-0		.51613	124	0-0-0		101		50		88		.52733		86	10		9			
TOTALS		RPI 1-25		RPI 26-50		W-L RECORDS		RPI 51-100		RPI 101-150		RPI 150+											
34-25-0		0-3-0		5-4-0		OVERALL		14-9-0		8-4-0		7-5-0											
21-12-0		0-1-0		4-1-0		HOME		10-4-0		3-2-0		4-4-0											
6-8-0		0-0-0		0-1-0		AWAY		2-5-0		4-2-0		0-0-0											
7-5-0		0-2-0		1-2-0		NEUTRAL		2-0-0		1-0-0		3-1-0											
16-15-0		0-3-0		2-3-0		NON-CONFERENCE		6-3-0		1-1-0		7-5-0											
12-10-0		0-1-0		1-1-0		HOME		6-3-0		1-1-0		4-4-0											
0-0-0		0-0-0		0-0-		AWAY		0-0-0		0-0-0		0-0-0											
4-5-0		0-2-0		1-2-0		NEUTRAL		0-0-0		0-0-0		3-1-0											
18-10-0		0-0-0		3-1-0		CONFERENCE		8-6-0		7-3-0		0-0-0											
9-2-0		0-0-0		3-0-0		HOME		4-1-0		2-1-0		0-0-0											
6-8-0		0-0-0		0-1-0		AWAY		2-5-0		4-2-0		0-0-0											
3-0-0		0-0-0		0-0-0		NEUTRAL		2-0-0		1-0-0		0-0-0											
RPI	S	Opponent		Score		RPI	S	Opponent		Score		RPI	S	Opponent		Score		RPI	S	Opponent		Score	
10	H	Michigan		0	11	35	A	La.-Lafayette		0	8	55	H	Hofstra		7	0	118	H	La.-Monroe		3	1
18	N	Georgia Tech		2	3	35	H	La.-Lafayette		6	2	57	H	Massachusetts		1	6	118	H	La.-Monroe		6	7
21	N	Oklahoma St.		2	8	35	H	La.-Lafayette		4	2	58	H	Pittsburgh		0	3	118	H	La.-Monroe		6	4
						35	H	La.-Lafayette		1	0	60	A	FIU		0	1	125	H	Connecticut		3	0
						37	N	Fordham		0	1	60	H	FIU		0	1	128	A	Western Ky.		3	6
						44	H	Jacksonville		2	0	60	H	FIU		3	2	128	A	Western Ky.		3	2
						46	N	Chattanooga		3	1	62	H	Purdue		1	0	128	A	Western Ky.		7	3
						46	N	Chattanooga		1	2	62	H	Purdue		4	3	128	N	Western Ky.		4	3
						47	H	Penn St.		1	2	67	A	South Ala.		1	10	140	A	Middle Tenn.		3	0
												67	A	South Ala.		3	4	140	A	Middle Tenn.		6	3
												67	A	South Ala.		6	3	140	A	Middle Tenn.		0	4
												67	N	South Ala.		3	1	148	H	Providence		5	6
												82	H	Harvard		4	1	159	H	Long Island		2	0
												83	H	Michigan St.		5	1	159	H	Long Island		1	6
												83	H	Michigan St.		3	7	159	N	Long Island		1	0
												83	H	Michigan St.		8	4	160	H	Kent St.		8	12
												93	H	North Texas		7	6	160	H	Kent St.		5	0
												93	H	North Texas		3	0	167	H	Rutgers		0	1
												93	H	North Texas		5	4	167	N	Rutgers		11	10
												96	A	Troy		10	2	200	H	Seton Hall		11	3
																		208	H	Buffalo		3	4
																		208	N	Buffalo		10	11
																		209	H	Stony Brook		1	0
																		213	N	Colorado St.		10	0
				LAST 10 GAMES																			
						35	A	La.-Lafayette		0	8												
						96	N	Troy		11	0												
						67	N	South Ala.		3	1												
						128	N	Western Ky.		4	3												
						60	H	FIU		0	1												

Non-Div. I Games:

Fla. Atlantic

RPI	S	Opponent	Score	
96	A	Troy	2	3
96	A	Troy	3	4
96	N	Troy	11	0
60	A	FIU	0	1
35	H	La.-Lafayette	6	2
35	H	La.-Lafayette	4	2
35	H	La.-Lafayette	1	0
60	H	FIU	3	2

F  
l  
a  
.  
A  
t  
l  
a  
n  
t  
i  
c

F  
l  
a  
.  
A  
t  
l  
a  
n  
t  
i  
c

Average RPI Win: 130		WON-LOST RECORD	WINNING PCT. RANK		LAST 10 GAMES	STRENGTH OF SCHEDULE	OPP. STRENGTH OF SCHEDULE	TEAM RPI	ADJ RPI	CONF. RPI	ADJ CONF. RPI			
Average RPI Loss: 47														
DIV. I ONLY		30-18-2	.62	68	3-6-1	82	38	59	.55595	62	4	5		
DIV. I NON-CONF.		22-9-1	.70313	41	0-0-0	141	67	59	.55835	61	4	4		
<hr/>														
TOTALS		RPI 1-25		RPI 26-50		W-L RECORDS		RPI 51-100		RPI 101-150		RPI 150+		
30-18-2		0-6-0		1-4-1		OVERALL		14-7-1		5-1-0		10-0-0		
5-3-0		0-0-0		1-1-0		HOME		4-2-0		0-0-0		0-0-0		
11-12-2		0-5-0		0-3-1		AWAY		6-3-1		3-1-0		2-0-0		
14-3-0		0-1-0		0-0-0		NEUTRAL		4-2-0		2-0-0		8-0-0		
22-9-1		0-4-0		0-0-0		NON-CONFERENCE		9-4-1		3-1-0		10-0-0		
0-0-0		0-0-0		0-0-0		HOME		0-0-0		0-0-0		0-0-0		
8-6-1		0-3-0		0-0-		AWAY		5-2-1		1-1-0		2-0-0		
14-3-0		0-1-0		0-0-0		NEUTRAL		4-2-0		2-0-0		8-0-0		
8-9-1		0-2-0		1-4-1		CONFERENCE		5-3-0		2-0-0		0-0-0		
5-3-0		0-0-0		1-1-0		HOME		4-2-0		0-0-0		0-0-0		
3-6-1		0-2-0		0-3-1		AWAY		1-1-0		2-0-0		0-0-0		
0-0-0		0-0-0		0-0-0		NEUTRAL		0-0-0		0-0-0		0-0-0		
RPI	S	Opponent		Score	RPI	S	Opponent		Score	RPI	S	Opponent		Score
10	A	Michigan		1 13	29	A	Indiana		1 2	55	N	Hofstra		2 7
10	A	Michigan		0 10	29	A	Indiana		0 4	61	A	Fla. Atlantic		0 1
17	A	Notre Dame		5 7	41	H	Illinois		11 6	61	A	Fla. Atlantic		3 4
23	N	Kentucky		0 3	41	H	Illinois		3 9	63	A	Southern Ill.		11 1
25	A	LSU		3 5	47	A	Penn St.		0 0	66	H	Iowa		12 1
25	A	LSU		2 6	47	A	Penn St.		5 8	66	H	Iowa		3 0
										68	N	Iowa St.		11 2
										68	N	Iowa St.		5 8
										70	N	Mississippi St.		5 0
										72	H	Wisconsin		1 4
										72	H	Wisconsin		4 3
										73	H	Minnesota		3 2
										73	H	Minnesota		2 3
										74	A	Texas St.		9 0
										74	A	Texas St.		1 0
										77	N	Georgia St.		5 4
										83	A	Michigan St.		2 3
										83	A	Michigan St.		5 0
										85	A	Miami (OH)		6 3
										87	A	Valparaiso		4 4
					LAST 10 GAMES									
					29	A	Indiana		0 4					
					29	A	Indiana		1 2					
					83	A	Michigan St.		2 3					
					83	A	Michigan St.		5 0					
					72	H	Wisconsin		4 3					

Non-Div. I Games:

Purdue

RPI	S	Opponent	Score
87	A	Valparaiso	8 2
99	N	Mercer	7 4

72	H	Wisconsin	1 4
47	A	Penn St.	0 0
47	A	Penn St.	5 8
73	H	Minnesota	3 2
73	H	Minnesota	2 3

Average RPI Win:		153	WON-LOST RECORD		WINNING PCT. RANK	LAST 10 GAMES	STRENGTH OF SCHEDULE		OPP. STRENGTH OF SCHEDULE	TEAM RPI	ADJ RPI	CONF. RPI	ADJ CONF. RPI				
Average RPI Loss:		64															
DIV. I ONLY			36-17-0		.67925	49	6-4-0		103	105	58	.55483	63	13	13		
DIV. I NON-CONF.			18-10-0		.64286	60	0-0-0		37	76	46	.57476	50	12	12		
TOTALS		RPI 1-25		RPI 26-50		W-L RECORDS		RPI 51-100		RPI 101-150		RPI 150+					
36-17-0		0-4-0		1-5-0		OVERALL		8-5-0		10-2-0		17-1-0					
16-7-0		0-1-0		0-3-0		HOME		5-3-0		3-0-0		8-0-0					
11-8-0		0-2-0		1-2-0		AWAY		2-1-0		3-2-0		5-1-0					
9-2-0		0-1-0		0-0-0		NEUTRAL		1-1-0		4-0-0		4-0-0					
18-10-0		0-4-0		0-3-0		NON-CONFERENCE		4-3-0		8-0-0		6-0-0					
5-6-0		0-1-0		0-3-0		HOME		1-2-0		3-0-0		1-0-0					
5-3-0		0-2-0		0-0-		AWAY		2-1-0		2-0-0		1-0-0					
8-1-0		0-1-0		0-0-0		NEUTRAL		1-0-0		3-0-0		4-0-0					
18-7-0		0-0-0		1-2-0		CONFERENCE		4-2-0		2-2-0		11-1-0					
11-1-0		0-0-0		0-0-0		HOME		4-1-0		0-0-0		7-0-0					
6-5-0		0-0-0		1-2-0		AWAY		0-0-0		1-2-0		4-1-0					
1-1-0		0-0-0		0-0-0		NEUTRAL		0-1-0		1-0-0		0-0-0					
RPI	S	Opponent		Score		RPI	S	Opponent		Score		RPI	S	Opponent		Score	
5	A	Missouri		0	3	32	H	DePaul		0	3	62	H	Purdue		1	11
10	N	Michigan		4	19	32	H	DePaul		4	5	66	N	Iowa		5	1
22	A	Houston		1	2	40	A	Illinois St.		4	5	70	A	Mississippi St.		8	10
23	H	Kentucky		5	9	40	A	Illinois St.		7	4	70	A	Mississippi St.		9	4
						40	A	Illinois St.		0	6	75	A	Eastern Ill.		2	0
						41	H	Illinois		2	5	81	H	Missouri St.		4	3
												81	H	Missouri St.		5	3
												86	H	Drake		0	4
												86	H	Drake		6	0
												86	H	Drake		1	0
												86	N	Drake		1	4
												94	H	Ill.-Chicago		5	0
												94	H	Ill.-Chicago		3	11

Non-Div. I Games:

Southern Ill.

RPI	S	Opponent	Score	
232	H	Bradley	11	3
232	H	Bradley	2	1
261	N	St. Francis (PA)	4	2

Southern Ill.

S  
o  
u  
t  
h  
e  
r  
n  
I  
l  
l  
.

S  
o  
u  
t  
h  
e  
r  
n  
I  
l  
l  
.

Average RPI Win:	119	WON-LOST RECORD	WINNING PCT. RANK	LAST 10 GAMES	STRENGTH OF SCHEDULE	OPP. STRENGTH OF SCHEDULE	TEAM RPI	ADJ RPI	CONF. RPI	ADJ CONF. RPI				
DIV. I ONLY		23-20-0	.53488	121	3-7-0	51	13	65	.55427	64	4	5		
DIV. I NON-CONF.		18-7-0	.72	37	0-0-0	78	5	35	.59153	35	4	4		
<hr/>														
TOTALS	RPI 1-25	RPI 26-50		W-L RECORDS		RPI 51-100		RPI 101-150		RPI 150+				
23-20-0	1-9-0	3-5-0		OVERALL		6-6-0		6-0-0		7-0-0				
8-6-0	0-2-0	2-1-0		HOME		1-3-0		5-0-0		0-0-0				
3-9-0	0-2-0	0-4-0		AWAY		1-3-0		0-0-0		2-0-0				
12-5-0	1-5-0	1-0-0		NEUTRAL		4-0-0		1-0-0		5-0-0				
18-7-0	1-7-0	2-0-0		NON-CONFERENCE		4-0-0		4-0-0		7-0-0				
4-0-0	0-0-0	1-0-0		HOME		0-0-0		3-0-0		0-0-0				
2-2-0	0-2-0	0-0-		AWAY		0-0-0		0-0-0		2-0-0				
12-5-0	1-5-0	1-0-0		NEUTRAL		4-0-0		1-0-0		5-0-0				
5-13-0	0-2-0	1-5-0		CONFERENCE		2-6-0		2-0-0		0-0-0				
4-6-0	0-2-0	1-1-0		HOME		1-3-0		2-0-0		0-0-0				
1-7-0	0-0-0	0-4-0		AWAY		1-3-0		0-0-0		0-0-0				
0-0-0	0-0-0	0-0-0		NEUTRAL		0-0-0		0-0-0		0-0-0				
RPI	S	Opponent	Score		RPI	S	Opponent	Score		RPI	S	Opponent	Score	
7	N	California	3	2	29	H	Indiana	0	1	66	A	Iowa	7	9
9	N	Oklahoma	1	9	29	H	Indiana	4	1	66	A	Iowa	8	10
10	H	Michigan	1	2	32	H	DePaul	6	5	72	A	Wisconsin	2	0
10	H	Michigan	4	7	41	A	Illinois	4	5	72	A	Wisconsin	8	9
13	N	Washington	1	8	41	A	Illinois	3	5	73	H	Minnesota	0	3
14	N	Texas A&M	1	9	47	A	Penn St.	3	6	73	H	Minnesota	3	4
19	A	Stanford	5	6	47	A	Penn St.	2	3	78	N	Oregon St.	3	2
19	A	Stanford	5	6	49	N	Florida St.	3	0	78	N	Oregon St.	8	4
20	N	UCLA	4	5						83	H	Michigan St.	4	13
21	N	Oklahoma St.	4	5						83	H	Michigan St.	4	2
										93	N	North Texas	8	4
										98	N	Western Mich.	5	4

Non-Div. I Games:

Northwestern

Average RPI Win: 107		WON-LOST RECORD		WINNING PCT. RANK		LAST 10 GAMES		STRENGTH OF SCHEDULE		OPP. STRENGTH OF SCHEDULE		TEAM RPI		ADJ RPI		CONF. RPI		ADJ CONF. RPI					
DIV. I ONLY		24-31-0		.43636		176		3-7-0		16		55		71		.55327		65		5		4	
DIV. I NON-CONF.		18-16-0		.52941		115		1-3-0		11		107		52		.57479		49		5		5	
TOTALS		RPI 1-25		RPI 26-50		W-L RECORDS		RPI 51-100		RPI 101-150		RPI 150+											
24-31-0		2-4-0		5-15-0		OVERALL		6-6-0		4-2-0		7-4-0											
7-14-0		0-2-0		1-7-0		HOME		2-1-0		1-0-0		3-4-0											
5-11-0		1-0-0		2-5-0		AWAY		1-4-0		1-2-0		0-0-0											
12-6-0		1-2-0		2-3-0		NEUTRAL		3-1-0		2-0-0		4-0-0											
18-16-0		1-2-0		3-8-0		NON-CONFERENCE		3-3-0		4-2-0		7-1-0											
5-6-0		0-0-0		1-5-0		HOME		0-0-0		1-0-0		3-1-0											
1-5-0		0-0-0		0-0-		AWAY		0-2-0		1-2-0		0-0-0											
12-5-0		1-2-0		2-2-0		NEUTRAL		3-1-0		2-0-0		4-0-0											
6-15-0		1-2-0		2-7-0		CONFERENCE		3-3-0		0-0-0		0-3-0											
2-8-0		0-2-0		0-2-0		HOME		2-1-0		0-0-0		0-3-0											
4-6-0		1-0-0		2-4-0		AWAY		1-2-0		0-0-0		0-0-0											
0-1-0		0-0-0		0-1-0		NEUTRAL		0-0-0		0-0-0		0-0-0											
RPI	S	Opponent		Score		RPI	S	Opponent		Score		RPI	S	Opponent		Score							
4	N	Alabama		0 4		26	H	Syracuse		8 13		54	H	Virginia Tech		4 14							
8	N	Arizona		3 9		26	H	Syracuse		2 1		54	H	Virginia Tech		6 5							
15	N	Oregon		3 2		31	H	Maryland		0 7		54	H	Virginia Tech		8 2							
18	A	Georgia Tech		6 0		31	H	Maryland		0 13		55	N	Hofstra		1 2							
18	H	Georgia Tech		0 8		33	A	East Carolina		0 3		55	N	Hofstra		2 0							
18	H	Georgia Tech		2 9		35	N	La.-Lafayette		1 9		56	N	Hawaii		6 4							
						36	N	Fresno St.		1 4		71	A	North Carolina St.		0 1							
						37	H	Fordham		1 9		71	A	North Carolina St.		1 0							
						37	H	Fordham		4 8		71	A	North Carolina St.		2 3							
						39	N	BYU		9 3		84	A	Radford		1 5							
						40	N	Illinois St.		3 0		84	A	Radford		0 1							
						42	A	North Carolina		2 8		97	N	Utah		4 2							
						42	A	North Carolina		3 1													
						42	A	North Carolina		3 5													
						45	H	Longwood		8 10													
						45	H	Longwood		1 2													
						49	A	Florida St.		1 6													
						49	A	Florida St.		0 8													
						49	A	Florida St.		2 1													
						49	N	Florida St.		5 12													
LAST 10 GAMES																							
						49	N	Florida St.		5 12		71	A	North Carolina St.		2 3							
						18	A	Georgia Tech		6 0		71	A	North Carolina St.		0 1							
						134	A	Liberty		3 2		84	A	Radford		1 5							
						134	A	Liberty		0 8		84	A	Radford		0 1							
						71	A	North Carolina St.		1 0		18	H	Georgia Tech		2 9							

Non-Div. I Games:

Virginia





[illegible]

**Non-Div. I Games:**

South Ala.

South Ala.

Through Games Of May 15, 2011

RPI	S	Opponent	Score	
280	N	Alabama A&M	15	0

South Ala.

S  
o  
u  
t  
h  
A  
l  
a  
.

S  
o  
u  
t  
h  
A  
l  
a  
.

Average RPI Win: 137		WON-LOST RECORD		WINNING PCT. RANK		LAST 10 GAMES		STRENGTH OF SCHEDULE		OPP. STRENGTH OF SCHEDULE		TEAM RPI		ADJ RPI		CONF. RPI		ADJ CONF. RPI	
DIV. I ONLY		21-28-0		.42857 185		2-8-0		13		45		69		.54991 68		2		2	
DIV. I NON-CONF.		18-13-0		.58065 95		0-0-0		105		164		79		.53247 82		2		2	
TOTALS		RPI 1-25		RPI 26-50		W-L RECORDS		RPI 51-100		RPI 101-150		RPI 150+							
21-28-0		2-13-0		0-3-0		OVERALL		6-8-0		4-4-0		9-0-0							
11-10-0		2-3-0		0-2-0		HOME		3-4-0		3-1-0		3-0-0							
4-15-0		0-9-0		0-1-0		AWAY		1-3-0		0-2-0		3-0-0							
6-3-0		0-1-0		0-0-0		NEUTRAL		2-1-0		1-1-0		3-0-0							
18-13-0		0-1-0		0-1-0		NON-CONFERENCE		5-7-0		4-4-0		9-0-0							
8-4-0		0-0-0		0-0-0		HOME		2-3-0		3-1-0		3-0-0							
4-6-0		0-0-0		0-0-		AWAY		1-3-0		0-2-0		3-0-0							
6-3-0		0-1-0		0-0-0		NEUTRAL		2-1-0		1-1-0		3-0-0							
3-15-0		2-12-0		0-2-0		CONFERENCE		1-1-0		0-0-0		0-0-0							
3-6-0		2-3-0		0-2-0		HOME		1-1-0		0-0-0		0-0-0							
0-9-0		0-9-0		0-0-0		AWAY		0-0-0		0-0-0		0-0-0							
0-0-0		0-0-0		0-0-0		NEUTRAL		0-0-0		0-0-0		0-0-0							
RPI	S	Opponent		Score		RPI	S	Opponent		Score		RPI	S	Opponent		Score			
3	A	Texas		1	6	28	A	Tulsa		3	9	51	H	Kansas		4	3		
3	A	Texas		0	3	30	H	Texas Tech		5	16	51	H	Kansas		6	8		
5	A	Missouri		2	8	30	H	Texas Tech		5	15	62	N	Purdue		2	11		
5	A	Missouri		1	8							62	N	Purdue		8	5		
9	A	Oklahoma		1	4							66	A	Iowa		3	4		
9	A	Oklahoma		0	13							73	H	Minnesota		0	1		
11	H	Baylor		6	4							73	H	Minnesota		3	11		
11	H	Baylor		1	10							74	A	Texas St.		0	3		
14	A	Texas A&M		0	8							74	A	Texas St.		5	7		
14	A	Texas A&M		5	7							86	A	Drake		2	1		
16	A	Nebraska		7	8							86	H	Drake		8	6		
16	H	Nebraska		1	10							86	N	Drake		3	2		
17	N	Notre Dame		0	1							87	H	Valparaiso		11	4		
21	H	Oklahoma St.		1	15							87	H	Valparaiso		2	11		
21	H	Oklahoma St.		4	3														
</																			

Non-Div. I Games:

Iowa St.

Average RPI Win:		134	WON-LOST RECORD		WINNING PCT. RANK		LAST 10 GAMES		STRENGTH OF SCHEDULE		OPP. STRENGTH OF SCHEDULE		TEAM RPI	ADJ RPI		CONF. RPI	ADJ CONF. RPI
DIV. I ONLY			30-20-0		.6 79		7-3-0		62		119		62	.54949 69		12	12
DIV. I NON-CONF.			13-13-0		.5 128		0-0-0		68		89		86	.52629 87		13	13
TOTALS		RPI 1-25		RPI 26-50		W-L RECORDS		RPI 51-100		RPI 101-150		RPI 150+					
30-20-0		0-3-0		2-6-0		OVERALL		11-1-0		9-7-0		8-3-0					
14-2-0		0-0-0		2-0-0		HOME		4-0-0		7-1-0		1-1-0					
11-6-0		0-1-0		0-0-0		AWAY		5-0-0		0-4-0		6-1-0					
5-12-0		0-2-0		0-6-0		NEUTRAL		2-1-0		2-2-0		1-1-0					
13-13-0		0-3-0		0-4-0		NON-CONFERENCE		4-1-0		5-4-0		4-1-0					
4-0-0		0-0-0		0-0-0		HOME		0-0-0		4-0-0		0-0-0					
5-3-0		0-1-0		0-0-		AWAY		2-0-0		0-2-0		3-0-0					
4-10-0		0-2-0		0-4-0		NEUTRAL		2-1-0		1-2-0		1-1-0					
17-7-0		0-0-0		2-2-0		CONFERENCE		7-0-0		4-3-0		4-2-0					
10-2-0		0-0-0		2-0-0		HOME		4-0-0		3-1-0		1-1-0					
6-3-0		0-0-0		0-0-0		AWAY		3-0-0		0-2-0		3-1-0					
1-2-0		0-0-0		0-2-0		NEUTRAL		0-0-0		1-0-0		0-0-0					
RPI	S	Opponent		Score		RPI	S	Opponent		Score		RPI	S	Opponent		Score	
2	A	Georgia		4	7	31	N	Maryland		3	4	104	A	Fla. Gulf Coast		1	5
18	N	Georgia Tech		3	4	33	N	East Carolina		0	1	104	A	Fla. Gulf Coast		0	14
18	N	Georgia Tech		1	5	40	N	Illinois St.		0	2	77	A	Georgia St.		4	2
						44	H	Jacksonville		4	0	77	A	Georgia St.		4	0
						44	H	Jacksonville		4	0	84	N	Radford		3	1
						44	N	Jacksonville		1	7	92	H	Kennesaw St.		1	0
						44	N	Jacksonville		1	3	92	H	Kennesaw St.		2	0
						48	N	Memphis		0	1	95	A	S.C. Upstate		11	6
												95	A	S.C. Upstate		1	0
												95	A	S.C. Upstate		7	3
												99	H	Mercer		1	0
												99	H	Mercer		1	0
														104 A Fla. Gulf Coast		1	5
														104 A Fla. Gulf Coast		0	14
														109 H Butler		2	0
														112 H Campbell		3	5
														112 H Campbell		8	1
														112 N Campbell		7	2
														121 H Appalachian St.		3	0
														121 N Appalachian St.		0	4
														128 H Western Ky.		9	5
														128 H Western Ky.		3	2
														130 N St. Louis		1	3
														140 A Middle Tenn.		1	3
														140 A Middle Tenn.		3	4
														142 H North Florida		7	0
														142 H North Florida		8	0
														148 N Providence		8	2
														182 A Coastal Caro.		6	4
														185 A Stetson		1	6
														185 A Stetson		4	1
														215 N Samford		10	0
														225 A East Tenn. St.		9	0
														225 A East Tenn. St.		9	2
														230 N Indiana St.		1	3
														247 H Belmont		6	0
														247 H Belmont		0	1
														263 A Western Caro.		11	2
														263 A Western Caro.		1	0
LAST 10 GAMES																	

Non-Div. I Games:

Lipscomb

Average RPI Win:		126	WON-LOST RECORD		WINNING PCT. RANK	LAST 10 GAMES	STRENGTH OF SCHEDULE		OPP. STRENGTH OF SCHEDULE	TEAM RPI	ADJ RPI	CONF. RPI	ADJ CONF. RPI				
Average RPI Loss:		47															
DIV. I ONLY			24-32-0		.42857	185	2-8-0		22	21	74	.54687	70	3	3		
DIV. I NON-CONF.			14-13-0		.51852	120	0-0-0		111	116	98	.52071	95	3	3		
TOTALS		RPI 1-25		RPI 26-50		W-L RECORDS		RPI 51-100		RPI 101-150		RPI 150+					
24-32-0		3-17-0		3-5-0		OVERALL		4-7-0		4-0-0		10-3-0					
17-7-0		1-3-0		1-2-0		HOME		3-1-0		4-0-0		8-1-0					
3-15-0		2-12-0		0-1-0		AWAY		0-2-0		0-0-0		1-0-0					
4-10-0		0-2-0		2-2-0		NEUTRAL		1-4-0		0-0-0		1-2-0					
14-13-0		1-1-0		2-3-0		NON-CONFERENCE		2-7-0		1-0-0		8-2-0					
9-1-0		1-0-0		0-0-0		HOME		1-1-0		1-0-0		6-0-0					
1-3-0		0-0-0		0-0-		AWAY		0-2-0		0-0-0		1-0-0					
4-9-0		0-1-0		2-2-0		NEUTRAL		1-4-0		0-0-0		1-2-0					
10-19-0		2-16-0		1-2-0		CONFERENCE		2-0-0		3-0-0		2-1-0					
8-6-0		0-3-0		1-2-0		HOME		2-0-0		3-0-0		2-1-0					
2-12-0		2-12-0		0-0-0		AWAY		0-0-0		0-0-0		0-0-0					
0-1-0		0-1-0		0-0-0		NEUTRAL		0-0-0		0-0-0		0-0-0					
RPI	S	Opponent		Score		RPI	S	Opponent		Score		RPI	S	Opponent		Score	
2	A	Georgia		2	10	27	H	Auburn		3	5	62	N	Purdue		0	5
2	A	Georgia		3	4	27	H	Auburn		4	5	63	H	Southern Ill.		4	9
2	A	Georgia		8	6	27	H	Auburn		4	3	63	H	Southern Ill.		10	8
4	A	Alabama		2	5	38	A	UAB		0	8	77	N	Georgia St.		5	8
4	A	Alabama		3	13	42	N	North Carolina		4	12	80	H	South Carolina		11	5
4	A	Alabama		2	6	42	N	North Carolina		2	8	80	H	South Carolina		2	1
4	N	Alabama		1	5	49	N	Florida St.		9	8	92	A	Kennesaw St.		2	3
6	A	Florida		0	8	49	N	Florida St.		8	7	94	N	Ill.-Chicago		4	5
6	A	Florida		1	18							94	N	Ill.-Chicago		5	2
12	A	Tennessee		3	2							99	N	Mercer		5	6
12	A	Tennessee		0	8							100	A	UNLV		9	10
12	A	Tennessee		0	2												
13	N	Washington		5	18												
14	H	Texas A&M		7	3												
23	A	Kentucky		0	5												
23	A	Kentucky		6	12												
23	A	Kentucky		0	8												
25	H	LSU		2	4												
25	H	LSU		6	7												
25	H	LSU		1	3												
						LAST 10 GAMES											
						4	N	Alabama		1	5	25	H	LSU		6	7
						2	A	Georgia		2	10	25	H	LSU		2	4
						2	A	Georgia		3	4	12	A	Tennessee		3	2
						2	A	Georgia		8	6	12	A	Tennessee		0	8
						25	H	LSU		1	3	12	A	Tennessee		0	2

Non-Div. I Games:

Mississippi St.

Average RPI Win: 113		WON-LOST RECORD		WINNING PCT. RANK		LAST 10 GAMES		STRENGTH OF SCHEDULE		OPP. STRENGTH OF SCHEDULE		TEAM RPI		ADJ RPI		CONF. RPI		ADJ CONF. RPI	
DIV. I ONLY		26-23-0		.53061 126		6-4-0		55		46		70		.54578 71		5		4	
DIV. I NON-CONF.		19-10-0		.65517 56		1-0-0		110		108		63		.55467 65		5		5	
TOTALS		RPI 1-25		RPI 26-50		W-L RECORDS		RPI 51-100		RPI 101-150		RPI 150+							
26-23-0		0-6-0		5-6-0		OVERALL		6-5-0		7-1-0		8-5-0							
11-6-0		0-0-0		2-4-0		HOME		2-1-0		2-0-0		5-1-0							
8-10-0		0-4-0		3-1-0		AWAY		3-2-0		2-0-0		0-3-0							
7-7-0		0-2-0		0-1-0		NEUTRAL		1-2-0		3-1-0		3-1-0							
19-10-0		0-3-0		2-0-0		NON-CONFERENCE		2-3-0		7-1-0		8-3-0							
7-1-0		0-0-0		0-0-0		HOME		0-0-0		2-0-0		5-1-0							
5-3-0		0-1-0		2-0-		AWAY		1-1-0		2-0-0		0-1-0							
7-6-0		0-2-0		0-0-0		NEUTRAL		1-2-0		3-1-0		3-1-0							
7-13-0		0-3-0		3-6-0		CONFERENCE		4-2-0		0-0-0		0-2-0							
4-5-0		0-0-0		2-4-0		HOME		2-1-0		0-0-0		0-0-0							
3-7-0		0-3-0		1-1-0		AWAY		2-1-0		0-0-0		0-2-0							
0-1-0		0-0-0		0-1-0		NEUTRAL		0-0-0		0-0-0		0-0-0							
RPI	S	Opponent		Score		RPI	S	Opponent		Score		RPI	S	Opponent		Score			
2	A	Georgia		4	13	31	A	Maryland		2	1	53	A	South Fla.		6	8		
6	N	Florida		0	9	31	A	Maryland		1	3	54	A	Virginia Tech		3	0		
18	A	Georgia Tech		0	14	31	N	Maryland		3	4	54	A	Virginia Tech		3	1		
18	A	Georgia Tech		4	5	33	A	East Carolina		2	1	54	A	Virginia Tech		2	6		
18	A	Georgia Tech		4	8	33	A	East Carolina		5	4	60	N	FIU		4	5		
24	N	Louisville		2	3	42	H	North Carolina		2	10	65	H	Virginia		0	1		
						42	H	North Carolina		3	1	65	H	Virginia		1	0		
						42	H	North Carolina		0	6	65	H	Virginia		3	2		
						49	H	Florida St.		4	2	80	A	South Carolina		4	2		
						49	H	Florida St.		2	3	89	N	St. Joseph's		3	5		
						49	H	Florida St.		2	7	89	N	St. Joseph's		7	6		
								LAST 10 GAMES											
						31	N	Maryland		3	4	54	A	Virginia Tech		2	6		
						65	H	Virginia		0	1	54	A	Virginia Tech		3	0		
						65	H	Virginia		3	2	80	A	South Carolina		4	2		
						65	H	Virginia		1	0	31	A	Maryland		2	1		
						54	A	Virginia Tech		3	1	31	A	Maryland		1	3		

Non-Div. I Games:

North Carolina St.

Average RPI Win:	134	WON-LOST RECORD	WINNING PCT. RANK	LAST 10 GAMES	STRENGTH OF SCHEDULE	OPP. STRENGTH OF SCHEDULE	TEAM RPI	ADJ RPI	CONF. RPI	ADJ CONF. RPI					
DIV. I ONLY		30-23-0	.56604	102	6-4-0	71	61	68	.54504	72	4	5			
DIV. I NON-CONF.		21-12-0	.63636	64	1-1-0	117	137	75	.54465	75	4	4			
<hr/>															
TOTALS	RPI 1-25	RPI 26-50		W-L RECORDS		RPI 51-100		RPI 101-150		RPI 150+					
30-23-0	0-5-0	1-8-0		OVERALL		12-6-0		7-2-0		10-2-0					
11-8-0	0-3-0	1-1-0		HOME		2-2-0		3-1-0		5-1-0					
8-11-0	0-1-0	0-7-0		AWAY		4-2-0		3-1-0		1-0-0					
11-4-0	0-1-0	0-0-0		NEUTRAL		6-2-0		1-0-0		4-1-0					
21-12-0	0-3-0	0-3-0		NON-CONFERENCE		6-2-0		5-2-0		10-2-0					
6-3-0	0-1-0	0-0-0		HOME		0-0-0		1-1-0		5-1-0					
4-5-0	0-1-0	0-0-		AWAY		0-0-0		3-1-0		1-0-0					
11-4-0	0-1-0	0-0-0		NEUTRAL		6-2-0		1-0-0		4-1-0					
9-11-0	0-2-0	1-5-0		CONFERENCE		6-4-0		2-0-0		0-0-0					
5-5-0	0-2-0	1-1-0		HOME		2-2-0		2-0-0		0-0-0					
4-6-0	0-0-0	0-4-0		AWAY		4-2-0		0-0-0		0-0-0					
0-0-0	0-0-0	0-0-0		NEUTRAL		0-0-0		0-0-0		0-0-0					
RPI	S	Opponent	Score	RPI	S	Opponent	Score	RPI	S	Opponent	Score				
3	A	Texas	1 15	29	A	Indiana	3 4	62	A	Purdue	3 4	110	A	UC Santa Barbara	0 7
10	H	Michigan	1 9	29	A	Indiana	3 6	62	A	Purdue	4 1	110	A	UC Santa Barbara	5 4
10	H	Michigan	1 2	41	H	Illinois	2 4	64	H	Northwestern	9 8	117	H	Loyola (IL)	9 4
17	H	Notre Dame	1 9	41	H	Illinois	2 1	64	H	Northwestern	0 2	117	H	Loyola (IL)	0 4
24	N	Louisville	0 3	43	A	San Diego St.	0 6	66	A	Iowa	6 3	123	A	Loyola Marymount	6 3
				47	A	Penn St.	5 8	66	A	Iowa	7 6	123	A	Loyola Marymount	2 1
				47	A	Penn St.	2 3	73	H	Minnesota	5 3	139	H	Ohio St.	8 0
				49	A	Florida St.	1 7	73	H	Minnesota	0 1	139	H	Ohio St.	11 3
				49	A	Florida St.	0 9	74	N	Texas St.	4 0	146	N	Cal St. Northridge	1 0
								81	N	Missouri St.	2 6	162	A	San Diego	7 1
								81	N	Missouri St.	9 2	162	N	San Diego	2 1
								82	N	Harvard	7 4	162	N	San Diego	0 9
								82	N	Harvard	5 2	169	H	Green Bay	5 1
								83	A	Michigan St.	0 8	169	H	Green Bay	2 4
								83	A	Michigan St.	10 4	213	N	Colorado St.	7 6
								97	N	Utah	2 3	213	N	Colorado St.	5 1
								97	N	Utah	5 3	243	H	South Dakota St.	7 0
								100	N	UNLV	4 3	243	H	South Dakota St.	4 0
												248	N	Northern Colo.	7 4
												254	H	North Dakota	7 0
												254	H	North Dakota	5 0
				LAST 10 GAMES											
				139	H	Ohio St.	8 0	169	H	Green Bay	2 4				
				139	H	Ohio St.	11 3	10	H	Michigan	1 2				
				62	A	Purdue	3 4	10	H	Michigan	1 9				
				62	A	Purdue	4 1	66	A	Iowa	6 3				
				169	H	Green Bay	5 1	66	A	Iowa	7 6				

Non-Div. I Games:

Wisconsin



Average RPI Win:		127	WON-LOST RECORD		WINNING PCT. RANK	LAST 10 GAMES		STRENGTH OF SCHEDULE		OPP. STRENGTH OF SCHEDULE	TEAM RPI	ADJ RPI	CONF. RPI	ADJ CONF. RPI			
Average RPI Loss:		81															
DIV. I ONLY			31-24-0		.56364	104	5-5-0		88		47	76	.54235	73	4	5	
DIV. I NON-CONF.			22-13-0		.62857	69	0-0-0		163		102	80	.53441	79	4	4	
TOTALS		RPI 1-25		RPI 26-50		W-L RECORDS		RPI 51-100		RPI 101-150		RPI 150+					
31-24-0		1-5-0		3-5-0		OVERALL		10-7-0		6-4-0		11-3-0					
6-6-0		0-0-0		2-2-0		HOME		2-2-0		0-2-0		2-0-0					
11-13-0		1-5-0		1-3-0		AWAY		6-4-0		0-0-0		3-1-0					
14-5-0		0-0-0		0-0-0		NEUTRAL		2-1-0		6-2-0		6-2-0					
22-13-0		1-3-0		0-2-0		NON-CONFERENCE		4-3-0		6-2-0		11-3-0					
2-0-0		0-0-0		0-0-0		HOME		0-0-0		0-0-0		2-0-0					
6-8-0		1-3-0		0-0-		AWAY		2-2-0		0-0-0		3-1-0					
14-5-0		0-0-0		0-0-0		NEUTRAL		2-1-0		6-2-0		6-2-0					
9-11-0		0-2-0		3-3-0		CONFERENCE		6-4-0		0-2-0		0-0-0					
4-6-0		0-0-0		2-2-0		HOME		2-2-0		0-2-0		0-0-0					
5-5-0		0-2-0		1-1-0		AWAY		4-2-0		0-0-0		0-0-0					
0-0-0		0-0-0		0-0-0		NEUTRAL		0-0-0		0-0-0		0-0-0					
RPI	S	Opponent		Score		RPI	S	Opponent		Score		RPI	S	Opponent		Score	
5	A	Missouri		0	2	29	A	Indiana		2	4	51	N	Kansas		5	4
8	A	Arizona		1	10	29	A	Indiana		2	0	51	N	Kansas		0	1
10	A	Michigan		2	4	41	H	Illinois		0	2	62	A	Purdue		2	3
10	A	Michigan		1	8	41	H	Illinois		3	2	62	A	Purdue		3	2
21	A	Oklahoma St.		0	9	47	H	Penn St.		1	0	64	A	Northwestern		3	0
21	A	Oklahoma St.		1	0	47	H	Penn St.		0	2	64	A	Northwestern		4	3
						50	A	New Mexico St.		6	7	66	H	Iowa		4	2
						50	A	New Mexico St.		7	15	66	H	Iowa		1	2
												68	A	Iowa St.		11	3
												68	A	Iowa St.		1	0
												72	A	Wisconsin		1	0
												72	A	Wisconsin		3	5
												81	A	Missouri St.		1	2
												81	A	Missouri St.		1	2
												83	H	Michigan St.		2	12
												83	H	Michigan St.		6	3
												98	N	Western Mich.		3	0
						LAST 10 GAMES											
						41	H	Illinois		3	2	64	A	Northwestern		3	0
						41	H	Illinois		0	2	83	H	Michigan St.		2	12
						10	A	Michigan		1	8	83	H	Michigan St.		6	3
						10	A	Michigan		2	4	62	A	Purdue		2	3
						64	A	Northwestern		4	3	62	A	Purdue		3	2

Non-Div. I Games:

Minnesota

Average RPI Win:		153	WON-LOST RECORD		WINNING PCT. RANK	LAST 10 GAMES		STRENGTH OF SCHEDULE		OPP. STRENGTH OF SCHEDULE	TEAM RPI	ADJ RPI	CONF. RPI	ADJ CONF. RPI			
Average RPI Loss:		83															
DIV. I ONLY			33-23-0		.58929	85	7-3-0		94	101	75	.53881	74	14	14		
DIV. I NON-CONF.			9-13-0		.40909	184	0-0-0		40	21	94	.52321	89	14	14		
TOTALS		RPI 1-25		RPI 26-50		W-L RECORDS		RPI 51-100		RPI 101-150		RPI 150+					
33-23-0		1-5-0		1-1-0		OVERALL		5-9-0		7-5-0		19-3-0					
16-7-0		1-2-0		0-0-0		HOME		4-4-0		2-1-0		9-0-0					
8-12-0		0-3-0		0-0-0		AWAY		0-4-0		2-4-0		6-1-0					
9-4-0		0-0-0		1-1-0		NEUTRAL		1-1-0		3-0-0		4-2-0					
9-13-0		1-5-0		1-1-0		NON-CONFERENCE		3-4-0		0-0-0		4-3-0					
4-4-0		1-2-0		0-0-0		HOME		3-2-0		0-0-0		0-0-0					
0-5-0		0-3-0		0-0-		AWAY		0-1-0		0-0-0		0-1-0					
5-4-0		0-0-0		1-1-0		NEUTRAL		0-1-0		0-0-0		4-2-0					
24-10-0		0-0-0		0-0-0		CONFERENCE		2-5-0		7-5-0		15-0-0					
12-3-0		0-0-0		0-0-0		HOME		1-2-0		2-1-0		9-0-0					
8-7-0		0-0-0		0-0-0		AWAY		0-3-0		2-4-0		6-0-0					
4-0-0		0-0-0		0-0-0		NEUTRAL		1-0-0		3-0-0		0-0-0					
RPI	S	Opponent		Score		RPI	S	Opponent		Score		RPI	S	Opponent		Score	
3	A	Texas		1	2	50	N	New Mexico St.		6	5	56	A	Hawaii		0	1
3	H	Texas		2	6	50	N	New Mexico St.		0	3	59	A	A&M-Corpus Christi		1	4
11	A	Baylor		1	4							59	A	A&M-Corpus Christi		4	5
14	A	Texas A&M		0	6							59	A	A&M-Corpus Christi		1	2
22	H	Houston		10	2							59	N	A&M-Corpus Christi		8	5
22	H	Houston		0	9							62	H	Purdue		0	1
												62	H	Purdue		0	9
												68	H	Iowa St.		3	0
												68	H	Iowa St.		7	5
												72	N	Wisconsin		0	4
												91	H	UTSA		1	5
												91	H	UTSA		3	5
												91	H	UTSA		4	1
												93	H	North Texas		2	1

Non-Div. I Games:

Texas St.

Texas St.

Average RPI Win:	188	WON-LOST RECORD	WINNING PCT. RANK	LAST 10 GAMES	STRENGTH OF SCHEDULE	OPP. STRENGTH OF SCHEDULE	TEAM RPI	ADJ RPI	CONF. RPI	ADJ CONF. RPI		
DIV. I ONLY		40-12-0	.76923	15	7-3-0	213	207	72	.5383	75	19	19
DIV. I NON-CONF.		13-6-0	.68421	47	0-0-0	222	231	103	.51647	104	21	20
<hr/>												
TOTALS	RPI 1-25	RPI 26-50		W-L RECORDS		RPI 51-100		RPI 101-150		RPI 150+		
40-12-0	0-0-0	0-1-0		OVERALL		2-2-0		9-3-0		29-6-0		
15-4-0	0-0-0	0-0-0		HOME		2-2-0		5-0-0		8-2-0		
13-5-0	0-0-0	0-1-0		AWAY		0-0-0		3-1-0		10-3-0		
12-3-0	0-0-0	0-0-0		NEUTRAL		0-0-0		1-2-0		11-1-0		
<hr/>												
13-6-0	0-0-0	0-1-0		NON-CONFERENCE		0-1-0		2-3-0		11-1-0		
0-1-0	0-0-0	0-0-0		HOME		0-1-0		0-0-0		0-0-0		
1-2-0	0-0-0	0-0-		AWAY		0-0-0		1-1-0		0-0-0		
12-3-0	0-0-0	0-0-0		NEUTRAL		0-0-0		1-2-0		11-1-0		
<hr/>												
27-6-0	0-0-0	0-0-0		CONFERENCE		2-1-0		7-0-0		18-5-0		
15-3-0	0-0-0	0-0-0		HOME		2-1-0		5-0-0		8-2-0		
12-3-0	0-0-0	0-0-0		AWAY		0-0-0		2-0-0		10-3-0		
0-0-0	0-0-0	0-0-0		NEUTRAL		0-0-0		0-0-0		0-0-0		
<hr/>												
RPI	S	Opponent	Score	RPI	S	Opponent	Score	RPI	S	Opponent	Score	
				38	A	UAB	0 3	63	H	Southern Ill.	0 2	
								76	H	Jacksonville St.	0 4	
								76	H	Jacksonville St.	3 1	
								76	H	Jacksonville St.	4 3	
								109	N	Butler	6 0	
								118	A	La.-Monroe	1 2	
								118	A	La.-Monroe	1 0	
								121	N	Appalachian St.	0 3	
								136	H	UT Martin	9 3	
								136	H	UT Martin	5 4	
								136	H	UT Martin	2 1	
								136	H	UT Martin	4 1	
								138	A	SIU Edwardsville	7 5	
								138	A	SIU Edwardsville	7 0	
								138	H	SIU Edwardsville	1 0	
								150	N	Northwestern St.	1 3	
								166	A	Southeast Mo. St.	4 8	
								166	H	Southeast Mo. St.	2 0	
								166	H	Southeast Mo. St.	1 9	
								166	H	Southeast Mo. St.	0 4	
								166	H	Southeast Mo. St.	4 0	
								176	N	Houston Baptist	7 3	
								177	A	Tennessee Tech	6 4	
								177	A	Tennessee Tech	3 1	
								177	A	Tennessee Tech	0 2	
								179	A	Murray St.	5 0	
								179	A	Murray St.	4 0	
								179	A	Murray St.	5 2	
								189	N	Akron	3 0	
								194	N	Stephen F. Austin	2 4	
								197	N	Fairleigh Dickinson	2 1	
<hr/>												
LAST 10 GAMES												
				166	H	Southeast Mo. St.	1 9	201	H	Morehead St.	2 1	
				136	H	UT Martin	9 3	76	H	Jacksonville St.	3 1	
				166	H	Southeast Mo. St.	0 4	76	H	Jacksonville St.	0 4	
				201	H	Morehead St.	3 1	76	H	Jacksonville St.	4 3	
				201	H	Morehead St.	7 1	250	A	Austin Peay	11 2	

Non-Div. I Games:

Eastern Ill.

E  
a  
s  
t  
e  
r  
n  
I  
l  
l  
.

Eastern Illinois.

Eastern Ill.

Average RPI Win:		185	WON-LOST RECORD		WINNING PCT. RANK		LAST 10 GAMES		STRENGTH OF SCHEDULE		OPP. STRENGTH OF SCHEDULE		TEAM RPI		ADJ RPI		CONF. RPI		ADJ CONF. RPI						
Average RPI Loss:		97																							
DIV. I ONLY			39-19-0		.67241		52		5-5-0		161		163		78		.53701		76		19		19		
DIV. I NON-CONF.			15-9-0		.625		71		0-1-0		114		98		74		.54739		73		21		20		
TOTALS		RPI 1-25		RPI 26-50		W-L RECORDS		RPI 51-100		RPI 101-150		RPI 150+													
39-19-0		0-2-0		2-5-0		OVERALL		3-2-0		3-6-0		31-4-0													
17-4-0		0-0-0		0-1-0		HOME		1-0-0		0-0-0		16-3-0													
13-9-0		0-0-0		1-2-0		AWAY		2-2-0		2-5-0		8-0-0													
9-6-0		0-2-0		1-2-0		NEUTRAL		0-0-0		1-1-0		7-1-0													
15-9-0		0-2-0		2-5-0		NON-CONFERENCE		2-0-0		1-2-0		10-0-0													
5-1-0		0-0-0		0-1-0		HOME		1-0-0		0-0-0		4-0-0													
4-3-0		0-0-0		1-0-		AWAY		1-0-0		0-1-0		2-0-0													
6-5-0		0-2-0		1-2-0		NEUTRAL		0-0-0		1-1-0		4-0-0													
24-10-0		0-0-0		0-0-0		CONFERENCE		1-2-0		2-4-0		21-4-0													
12-3-0		0-0-0		0-0-0		HOME		0-0-0		0-0-0		12-3-0													
9-6-0		0-0-0		0-0-0		AWAY		1-2-0		2-4-0		6-0-0													
3-1-0		0-0-0		0-0-0		NEUTRAL		0-0-0		0-0-0		3-1-0													
RPI	S	Opponent		Score		RPI	S	Opponent		Score		RPI	S	Opponent		Score									
4	N	Alabama		0	6	27	N	Auburn		3	6	75	A	Eastern Ill.		3	4								
18	N	Georgia Tech		3	4	38	A	UAB		0	1	75	A	Eastern Ill.		4	0								
						38	H	UAB		0	7	75	A	Eastern Ill.		1	3								
						38	N	UAB		5	4	92	A	Kennesaw St.		11	1								
						44	A	Jacksonville		2	5	92	H	Kennesaw St.		5	4								
						44	A	Jacksonville		5	0														
						47	N	Penn St.		4	6														
						LAST 10 GAMES																			
						166 N Southeast Mo. St.						9	5	179 H Murray St.						3	6				
						166 N Southeast Mo. St.						2	3	179 H Murray St.						4	3				
						166 N Southeast Mo. St.						4	0	38 A UAB						0	1				
						179 N Murray St.						6	1	75 A Eastern Ill.						1	3				
						179 H Murray St.						5	7	75 A Eastern Ill.						4	0				
																		179 N Murray St.						6	1
																		187 H UTEP						3	1
																		189 N Akron						4	1
																		193 N Florida A&M						5	1
																		201 H Morehead St.						12	9
																		201 H Morehead St.						10	3

**Non-Div. I Games:**

Jacksonville St.

RPI	S	Opponent	Score	
201	H	Morehead St.	7	3
203	A	Eastern Ky.	9	0
203	A	Eastern Ky.	6	2
203	A	Eastern Ky.	4	2
215	A	Samford	7	3
215	A	Samford	10	1
215	H	Samford	9	0
215	H	Samford	6	0
242	H	Southern U.	11	3
250	H	Austin Peay	1	0
250	H	Austin Peay	5	0
250	H	Austin Peay	5	2
252	A	Tennessee St.	3	1
252	A	Tennessee St.	8	3
252	H	Tennessee St.	9	1
278	N	Alabama St.	10	1
280	N	Alabama A&M	9	4

Jacksonville St.

J  
a  
c  
k  
s  
o  
n  
v  
i  
l  
l  
e  
s  
t  
.

J  
a  
c  
k  
s  
o  
n  
v  
i  
l  
l  
e  
s  
t  
.

Average RPI Win: 168		WON-LOST	WINNING	LAST 10	STRENGTH OF		OPP. STRENGTH	TEAM	ADJ	CONF.	ADJ CONF.
Average RPI Loss: 90		RECORD	PCT. RANK	GAMES	SCHEDULE		OF SCHEDULE	RPI	RPI	RPI	RPI
DIV. I ONLY		36-23-0	.61017	74	5-5-0		97	136	73	.53695	77
DIV. I NON-CONF.		17-17-0	.5	128	0-0-0		98	85	97	.51758	100
TOTALS		RPI 1-25	RPI 26-50		W-L RECORDS		RPI 51-100		RPI 101-150		RPI 150+
36-23-0		0-2-0	1-6-0		OVERALL		8-9-0		5-1-0		22-5-0
15-8-0		0-1-0	0-2-0		HOME		0-3-0		2-1-0		13-1-0
14-9-0		0-1-0	1-2-0		AWAY		5-5-0		2-0-0		6-1-0
7-6-0		0-0-0	0-2-0		NEUTRAL		3-1-0		1-0-0		3-3-0
17-17-0		0-2-0	1-6-0		NON-CONFERENCE		6-5-0		3-1-0		7-3-0
7-7-0		0-1-0	0-2-0		HOME		0-3-0		2-1-0		5-0-0
5-4-0		0-1-0	1-0-		AWAY		3-1-0		0-0-0		1-0-0
5-6-0		0-0-0	0-2-0		NEUTRAL		3-1-0		1-0-0		1-3-0
19-6-0		0-0-0	0-0-0		CONFERENCE		2-4-0		2-0-0		15-2-0
8-1-0		0-0-0	0-0-0		HOME		0-0-0		0-0-0		8-1-0
9-5-0		0-0-0	0-0-0		AWAY		2-4-0		2-0-0		5-1-0
2-0-0		0-0-0	0-0-0		NEUTRAL		0-0-0		0-0-0		2-0-0
RPI S	Opponent	Score		RPI S	Opponent	Score		RPI S	Opponent	Score	
18 A	Georgia Tech	0	1	26 H	Syracuse	1	13	55 A	Hofstra	0	4
18 H	Georgia Tech	0	3	27 A	Auburn	2	4	55 A	Hofstra	4	2
				38 N	UAB	0	3	55 A	Hofstra	2	0
				46 A	Chattanooga	1	4	55 A	Hofstra	0	1
				46 A	Chattanooga	2	1	55 A	Hofstra	1	4
				47 N	Penn St.	0	1	55 A	Hofstra	0	2
				48 H	Memphis	2	3	62 N	Purdue	4	5
								69 H	Lipscomb	0	4
								69 H	Lipscomb	2	4
								70 N	Mississippi St.	8	5
								85 N	Miami (OH)	7	3
								85 N	Miami (OH)	4	2
								92 A	Kennesaw St.	3	1
								92 A	Kennesaw St.	1	0
								92 H	Kennesaw St.	2	3
								99 A	Mercer	2	8
								99 A	Mercer	3	2
				LAST 10 GAMES							
				55 A	Hofstra	4	2	55 A	Hofstra	1	4
				55 A	Hofstra	2	0	55 A	Hofstra	0	2
				178 N	Towson	3	0	55 A	Hofstra	0	4
				55 A	Hofstra	0	1	218 H	George Mason	2	4
				178 N	Towson	3	2	218 H	George Mason	1	0
								218 H	George Mason	2	4
								219 H	Delaware	10	1
								219 H	Delaware	12	1
								219 H	Delaware	8	0
								223 H	Furman	8	0
								223 H	Furman	4	1
								229 A	Drexel	7	3
								229 A	Drexel	3	2

Non-Div. I Games:

Georgia St.



RPI	S	Opponent	Score	
229	A	Drexel	13	1
247	N	Belmont	8	2
252	N	Tennessee St.	0	5
257	H	UNC Wilmington	4	1
257	H	UNC Wilmington	3	0
257	H	UNC Wilmington	4	1

Georgia St.

G  
e  
o  
r  
g  
i  
a  
S  
t  
.

G  
e  
o  
r  
g  
i  
a  
S  
t  
.

Average RPI Win: 166		WON-LOST	WINNING	LAST 10	STRENGTH OF		OPP. STRENGTH	TEAM	ADJ	CONF.	ADJ CONF.
Average RPI Loss: 34		RECORD	PCT. RANK	GAMES	SCHEDULE		OF SCHEDULE	RPI	RPI	RPI	RPI
DIV. I ONLY		19-28-0	.40426	197	23		23	82	.53656	78	1
DIV. I NON-CONF.		17-9-0	.65385	58	208		169	96	.51987	97	1
TOTALS		RPI 1-25	RPI 26-50		W-L RECORDS		RPI 51-100		RPI 101-150		RPI 150+
19-28-0		2-21-0	1-0-0		OVERALL		2-4-0		3-2-0		11-1-0
8-7-0		2-7-0	0-0-0		HOME		0-0-0		2-0-0		4-0-0
3-14-0		0-12-0	0-0-0		AWAY		0-1-0		0-1-0		3-0-0
8-7-0		0-2-0	1-0-0		NEUTRAL		2-3-0		1-1-0		4-1-0
17-9-0		0-2-0	1-0-0		NON-CONFERENCE		2-4-0		3-2-0		11-1-0
6-0-0		0-0-0	0-0-0		HOME		0-0-0		2-0-0		4-0-0
3-2-0		0-0-0	0-0-		AWAY		0-1-0		0-1-0		3-0-0
8-7-0		0-2-0	1-0-0		NEUTRAL		2-3-0		1-1-0		4-1-0
2-19-0		2-19-0	0-0-0		CONFERENCE		0-0-0		0-0-0		0-0-0
2-7-0		2-7-0	0-0-0		HOME		0-0-0		0-0-0		0-0-0
0-12-0		0-12-0	0-0-0		AWAY		0-0-0		0-0-0		0-0-0
0-0-0		0-0-0	0-0-0		NEUTRAL		0-0-0		0-0-0		0-0-0
RPI S	Opponent	Score	RPI S	Opponent	Score	RPI S	Opponent	Score	RPI S	Opponent	Score
1 A	Arizona St.	1 7	49 N	Florida St.	6 5	64 N	Northwestern	4 8	110 N	UC Santa Barbara	0 3
1 A	Arizona St.	0 3				64 N	Northwestern	2 3	121 N	Appalachian St.	8 0
1 A	Arizona St.	0 1				88 A	Cal St. Fullerton	2 3	133 A	Portland St.	0 1
2 N	Georgia	7 12				93 N	North Texas	3 2	133 H	Portland St.	4 3
7 H	California	0 9				95 N	S.C. Upstate	1 2	133 H	Portland St.	2 0
7 H	California	0 1				98 N	Western Mich.	8 0	158 A	UC Davis	1 0
7 H	California	0 4							159 N	Long Island	0 3
8 H	Arizona	3 6							172 N	Southern Miss.	1 0
8 H	Arizona	3 1							179 N	Murray St.	7 3
8 H	Arizona	1 4							212 N	St. Mary's (CA)	1 0
13 H	Washington	4 3							232 N	Bradley	8 6
13 H	Washington	4 5							240 H	Utah St.	9 0
13 H	Washington	1 6							240 H	Utah St.	8 1
15 A	Oregon	1 7							265 A	Santa Clara	4 3
15 A	Oregon	4 7							268 A	Seattle	5 2
15 A	Oregon	1 8							273 H	Weber St.	8 0
16 N	Nebraska	1 4							273 H	Weber St.	5 0
19 A	Stanford	0 7									
19 A	Stanford	1 3									
19 A	Stanford	1 8									
20 A	UCLA	2 6									
20 A	UCLA	2 12									
20 A	UCLA	1 9									
LAST 10 GAMES											
13 H	Washington	4 5	7 H	California	0 1						
13 H	Washington	4 3	7 H	California	0 9						
13 H	Washington	1 6	1 A	Arizona St.	1 7						
133 A	Portland St.	0 1	1 A	Arizona St.	0 3						
7 H	California	0 4	1 A	Arizona St.	0 1						

Non-Div. I Games:

Oregon St.

Average RPI Win: 160		WON-LOST	WINNING	LAST 10	STRENGTH OF		OPP. STRENGTH	TEAM	ADJ		CONF.	ADJ CONF.
Average RPI Loss: 84		RECORD	PCT. RANK	GAMES	SCHEDULE		OF SCHEDULE	RPI	RPI		RPI	RPI
DIV. I ONLY		33-20-0	.62264	67	5-5-0		131	97	77		.53603	79
DIV. I NON-CONF.		17-12-0	.58621	91	0-0-0		131	114	85		.52938	84
TOTALS		RPI 1-25	RPI 26-50		W-L RECORDS		RPI 51-100		RPI 101-150		RPI 150+	
33-20-0		0-4-0	4-9-0		OVERALL		4-2-0		5-1-0		20-4-0	
14-0-0		0-0-0	3-0-0		HOME		0-0-0		0-0-0		11-0-0	
11-10-0		0-0-0	0-6-0		AWAY		4-1-0		0-0-0		7-3-0	
8-10-0		0-4-0	1-3-0		NEUTRAL		0-1-0		5-1-0		2-1-0	
17-12-0		0-4-0	1-4-0		NON-CONFERENCE		1-2-0		5-1-0		10-1-0	
5-0-0		0-0-0	0-0-0		HOME		0-0-0		0-0-0		5-0-0	
5-3-0		0-0-0	0-0-		AWAY		1-1-0		0-0-0		4-0-0	
7-9-0		0-4-0	1-2-0		NEUTRAL		0-1-0		5-1-0		1-1-0	
16-8-0		0-0-0	3-5-0		CONFERENCE		3-0-0		0-0-0		10-3-0	
9-0-0		0-0-0	3-0-0		HOME		0-0-0		0-0-0		6-0-0	
6-7-0		0-0-0	0-4-0		AWAY		3-0-0		0-0-0		3-3-0	
1-1-0		0-0-0	0-1-0		NEUTRAL		0-0-0		0-0-0		1-0-0	
RPI S	Opponent	Score	RPI S	Opponent	Score	RPI S	Opponent	Score	RPI S	Opponent	Score	
1 N	Arizona St.	3 9	34 A	Long Beach St.	0 2	56 A	Hawaii	2 1	123 N	Loyola Marymount	2 1	
12 N	Tennessee	1 15	34 A	Long Beach St.	0 2	56 A	Hawaii	7 4	123 N	Loyola Marymount	3 4	
13 N	Washington	1 4	34 N	Long Beach St.	5 7	56 A	Hawaii	3 2	127 N	Albany (NY)	8 1	
15 N	Oregon	0 10	36 A	Fresno St.	2 3	97 A	Utah	9 8	127 N	Albany (NY)	6 3	
			36 H	Fresno St.	3 2	97 A	Utah	1 2	131 N	Cal Poly	7 5	
			36 H	Fresno St.	12 9	100 N	UNLV	0 9	146 N	Cal St. Northridge	8 4	
			36 H	Fresno St.	4 3				158 N	UC Davis	2 0	
			39 N	BYU	11 12				183 H	Louisiana Tech	8 0	
			47 N	Penn St.	1 0				183 H	Louisiana Tech	6 2	
			50 A	New Mexico St.	10 11				183 H	Louisiana Tech	11 3	
			50 A	New Mexico St.	3 16				183 N	Louisiana Tech	3 2	
			50 A	New Mexico St.	6 7				186 H	Nevada	8 3	
			50 N	New Mexico St.	0 7				186 H	Nevada	13 0	
									186 H	Nevada	11 10	
									204 A	San Jose St.	12 1	
									204 A	San Jose St.	3 5	
									204 A	San Jose St.	12 1	
									210 H	Southern Utah	2 0	
									210 H	Southern Utah	12 0	
									210 H	Southern Utah	7 3	
									212 A	St. Mary's (CA)	5 3	
									216 A	UC Riverside	13 11	
									240 A	Utah St.	6 7	
									240 A	Utah St.	3 4	
									240 A	Utah St.	10 1	
									249 N	Utah Valley	2 3	
									265 A	Santa Clara	5 0	
LAST 10 GAMES												
			36 A	Fresno St.	2 3	50 A	New Mexico St.	10 11				
			50 N	New Mexico St.	0 7	36 H	Fresno St.	12 9				
			183 N	Louisiana Tech	3 2	36 H	Fresno St.	3 2				
			50 A	New Mexico St.	6 7	36 H	Fresno St.	4 3				
			50 A	New Mexico St.	3 16	56 A	Hawaii	3 2				

Non-Div. I Games:

Boise St.

Boise St.

Through Games Of May 15, 2011

RPI	S	Opponent	Score	
265	A	Santa Clara	7	0
268	H	Seattle	14	1
268	H	Seattle	8	0

Boise St.

B  
o  
i  
s  
e  
s  
t  
.

B  
o  
i  
s  
e  
s  
t  
.



[illegible]

**Non-Div. I Games:**

Missouri St.

RPI	S	Opponent	Score	
282	N	Ark.-Pine Bluff	4	3

Missouri St.

M  
i  
s  
s  
o  
u  
r  
i  
s  
t  
.

M  
i  
s  
s  
o  
u  
r  
i  
s  
t  
.

Average RPI Win: 197		WON-LOST	WINNING	LAST 10	STRENGTH OF		OPP. STRENGTH	TEAM	ADJ		CONF.	ADJ CONF.
Average RPI Loss: 125		RECORD	PCT. RANK	GAMES	SCHEDULE		OF SCHEDULE	RPI	RPI		RPI	RPI
DIV. I ONLY		36-14-0	.72	29	201		202	80	.53308		24	23
DIV. I NON-CONF.		16-12-0	.57143	98	202		177	126	.50115		25	25
TOTALS		RPI 1-25	RPI 26-50		W-L RECORDS		RPI 51-100		RPI 101-150		RPI 150+	
36-14-0		0-0-0	0-1-0		OVERALL		1-3-0		7-5-0		28-5-0	
15-2-0		0-0-0	0-0-0		HOME		0-0-0		0-0-0		15-2-0	
16-6-0		0-0-0	0-1-0		AWAY		0-1-0		5-2-0		11-2-0	
5-6-0		0-0-0	0-0-0		NEUTRAL		1-2-0		2-3-0		2-1-0	
16-12-0		0-0-0	0-1-0		NON-CONFERENCE		1-3-0		7-5-0		8-3-0	
5-0-0		0-0-0	0-0-0		HOME		0-0-0		0-0-0		5-0-0	
6-6-0		0-0-0	0-0-		AWAY		0-1-0		5-2-0		1-2-0	
5-6-0		0-0-0	0-0-0		NEUTRAL		1-2-0		2-3-0		2-1-0	
20-2-0		0-0-0	0-0-0		CONFERENCE		0-0-0		0-0-0		20-2-0	
10-2-0		0-0-0	0-0-0		HOME		0-0-0		0-0-0		10-2-0	
10-0-0		0-0-0	0-0-0		AWAY		0-0-0		0-0-0		10-0-0	
0-0-0		0-0-0	0-0-0		NEUTRAL		0-0-0		0-0-0		0-0-0	
RPI S	Opponent	Score	RPI S	Opponent	Score	RPI S	Opponent	Score	RPI S	Opponent	Score	
			43 A	San Diego St.	3 4	61 A	Fla. Atlantic	1 4	102 N	Ohio	1 2	
						72 N	Wisconsin	4 7	103 A	Boston U.	2 1	
						72 N	Wisconsin	2 5	103 A	Boston U.	3 5	
						83 N	Michigan St.	7 2	119 A	Iona	3 8	
									119 A	Iona	4 1	
									123 A	Loyola Marymount	4 1	
									130 N	St. Louis	3 5	
									130 N	St. Louis	2 1	
									135 A	Quinnipiac	7 4	
									135 A	Quinnipiac	8 0	
									139 N	Ohio St.	1 4	
									148 N	Providence	4 3	
									161 A	Bryant	3 6	
									162 H	San Diego	1 0	
									165 A	Boston College	1 4	
									168 H	Cornell	5 0	
									168 H	Cornell	1 8	
									168 H	Cornell	4 0	
									168 H	Cornell	7 5	
									190 A	Dartmouth	8 1	
									190 A	Dartmouth	9 7	
									190 H	Dartmouth	10 1	
									190 H	Dartmouth	10 9	
									200 N	Seton Hall	2 0	
									202 A	Penn	10 0	
									202 A	Penn	2 1	
									209 N	Stony Brook	0 4	
LAST 10 GAMES												
			168 H	Cornell	4 0				190 A	Dartmouth	8 1	
			168 H	Cornell	5 0				236 H	Yale	11 3	
			190 H	Dartmouth	10 1				236 H	Yale	12 11	
			190 H	Dartmouth	10 9				236 H	Yale	11 1	
			190 A	Dartmouth	9 7				236 H	Yale	8 0	

Non-Div. I Games:

Harvard



RPI	S	Opponent	Score
211	H	Princeton	2 3
211	H	Princeton	7 0
216	A	UC Riverside	7 4
236	H	Yale	8 0
236	H	Yale	11 3
236	H	Yale	12 11
236	H	Yale	11 1
237	A	Brown	8 0
237	A	Brown	9 0
237	A	Brown	7 3
237	A	Brown	11 1
239	A	Columbia	4 2
239	A	Columbia	4 2
251	H	Holy Cross	13 4
251	H	Holy Cross	8 1
254	N	North Dakota	6 1
266	H	Rhode Island	10 0
266	H	Rhode Island	15 7

Harvard

Average RPI Win: 135		WON-LOST	WINNING	LAST 10	STRENGTH OF		OPP. STRENGTH	TEAM	ADJ		CONF.	ADJ CONF.
Average RPI Loss: 58		RECORD	PCT. RANK	GAMES	SCHEDULE		OF SCHEDULE	RPI	RPI		RPI	RPI
DIV. I ONLY		27-27-0	.5	142	53		51	79	.5326		83	4
DIV. I NON-CONF.		21-13-0	.61765	76	86		104	67	.54845		72	4
TOTALS		RPI 1-25	RPI 26-50		W-L RECORDS		RPI 51-100		RPI 101-150		RPI 150+	
27-27-0		0-7-0	1-5-0		OVERALL		7-12-0		8-2-0		11-1-0	
6-8-0		0-1-0	1-3-0		HOME		3-2-0		0-1-0		2-1-0	
6-14-0		0-4-0	0-2-0		AWAY		3-7-0		2-1-0		1-0-0	
15-5-0		0-2-0	0-0-0		NEUTRAL		1-3-0		6-0-0		8-0-0	
21-13-0		0-5-0	0-0-0		NON-CONFERENCE		3-6-0		7-1-0		11-1-0	
3-2-0		0-0-0	0-0-0		HOME		1-0-0		0-1-0		2-1-0	
3-6-0		0-3-0	0-0-		AWAY		1-3-0		1-0-0		1-0-0	
15-5-0		0-2-0	0-0-0		NEUTRAL		1-3-0		6-0-0		8-0-0	
6-14-0		0-2-0	1-5-0		CONFERENCE		4-6-0		1-1-0		0-0-0	
3-6-0		0-1-0	1-3-0		HOME		2-2-0		0-0-0		0-0-0	
3-8-0		0-1-0	0-2-0		AWAY		2-4-0		1-1-0		0-0-0	
0-0-0		0-0-0	0-0-0		NEUTRAL		0-0-0		0-0-0		0-0-0	
RPI S	Opponent	Score	RPI S	Opponent	Score	RPI S	Opponent	Score	RPI S	Opponent	Score	
1 A	Arizona St.	2 10	29 H	Indiana	2 7	55 N	Hofstra	2 3	101 H	Central Mich.	3 8	
1 A	Arizona St.	2 5	29 H	Indiana	2 4	61 A	Fla. Atlantic	4 8	101 N	Central Mich.	3 0	
1 A	Arizona St.	2 6	41 A	Illinois	2 3	61 A	Fla. Atlantic	7 3	104 A	Fla. Gulf Coast	12 3	
10 A	Michigan	0 8	41 A	Illinois	3 6	61 A	Fla. Atlantic	1 5	117 N	Loyola (IL)	8 3	
10 H	Michigan	0 8	47 H	Penn St.	7 6	62 H	Purdue	3 2	130 N	St. Louis	9 0	
12 N	Tennessee	0 14	47 H	Penn St.	6 8	62 H	Purdue	0 5	139 A	Ohio St.	0 1	
12 N	Tennessee	2 11				64 A	Northwestern	13 4	139 A	Ohio St.	12 2	
						64 A	Northwestern	2 4	140 N	Middle Tenn.	12 2	
						66 A	Iowa	3 5	148 N	Providence	9 0	
						66 A	Iowa	8 9	149 N	Villanova	1 0	
						72 H	Wisconsin	8 0	155 H	Eastern Mich.	9 2	
						72 H	Wisconsin	4 10	155 N	Eastern Mich.	9 1	
						73 A	Minnesota	3 6	165 N	Boston College	8 6	
						73 A	Minnesota	12 2	165 N	Boston College	2 0	
						80 N	South Carolina	8 7	167 N	Rutgers	4 2	
						80 N	South Carolina	3 11	174 N	Wright St.	6 3	
						82 N	Harvard	2 7	185 A	Stetson	8 1	
						87 A	Valparaiso	4 6	200 N	Seton Hall	15 5	
						98 H	Western Mich.	4 0	208 N	Buffalo	4 3	
									233 N	Georgetown	3 1	
									256 H	Oakland	8 0	
									256 H	Oakland	3 5	
			LAST 10 GAMES									
			10 H	Michigan	0 8	139 A	Ohio St.	12 2				
			10 A	Michigan	0 8	155 H	Eastern Mich.	9 2				
			62 H	Purdue	3 2	98 H	Western Mich.	4 0				
			62 H	Purdue	0 5	73 A	Minnesota	12 2				
			139 A	Ohio St.	0 1	73 A	Minnesota	3 6				

Non-Div. I Games:

Michigan St.

Average RPI Win:		172	WON-LOST RECORD		WINNING PCT. RANK		LAST 10 GAMES		STRENGTH OF SCHEDULE		OPP. STRENGTH OF SCHEDULE		TEAM RPI		ADJ RPI		CONF. RPI		ADJ CONF. RPI	
DIV. I ONLY			38-21-0		.64407 63		4-6-0		143		147		84		.53214 84		21		21	
DIV. I NON-CONF.			21-15-0		.58333 93		0-2-0		121		133		84		.53243 83		20		19	
TOTALS		RPI 1-25		RPI 26-50		W-L RECORDS		RPI 51-100		RPI 101-150		RPI 150+								
38-21-0		0-2-0		2-2-0		OVERALL		2-6-0		9-6-0		25-5-0								
13-4-0		0-0-0		1-1-0		HOME		2-2-0		3-1-0		7-0-0								
12-9-0		0-1-0		0-1-0		AWAY		0-1-0		3-3-0		9-3-0								
13-8-0		0-1-0		1-0-0		NEUTRAL		0-3-0		3-2-0		9-2-0								
21-15-0		0-2-0		2-2-0		NON-CONFERENCE		2-6-0		7-4-0		10-1-0								
8-4-0		0-0-0		1-1-0		HOME		2-2-0		2-1-0		3-0-0								
3-5-0		0-1-0		0-0-		AWAY		0-1-0		2-2-0		1-0-0								
10-6-0		0-1-0		1-0-0		NEUTRAL		0-3-0		3-1-0		6-1-0								
17-6-0		0-0-0		0-0-0		CONFERENCE		0-0-0		2-2-0		15-4-0								
5-0-0		0-0-0		0-0-0		HOME		0-0-0		1-0-0		4-0-0								
9-4-0		0-0-0		0-0-0		AWAY		0-0-0		1-1-0		8-3-0								
3-2-0		0-0-0		0-0-0		NEUTRAL		0-0-0		0-1-0		3-1-0								
RPI	S	Opponent		Score		RPI	S	Opponent		Score		RPI	S	Opponent		Score				
12	A	Tennessee		1	9	38	A	UAB		5	7	54	A	Virginia Tech		1	4			
16	N	Nebraska		2	7	44	N	Jacksonville		7	3	54	H	Virginia Tech		0	2			
						45	H	Longwood		9	12	58	H	Pittsburgh		1	2			
						45	H	Longwood		3	1	65	H	Virginia		1	0			
												65	H	Virginia		5	1			
												69	N	Lipscomb		1	3			
												99	N	Mercer		4	6			
												99	N	Mercer		3	4			
														101 N Central Mich.		5	2			
														107 A Ga. Southern		7	0			
														107 A Ga. Southern		4	3			
														113 N Col. of Charleston		4	1			
														116 H Ball St.		4	3			
														125 N Connecticut		8	0			
														130 N St. Louis		0	1			
														134 A Liberty		2	11			
														134 A Liberty		5	4			
														134 H Liberty		4	3			
														134 N Liberty		1	3			
														141 A Elon		1	5			
														141 A Elon		10	11			
														143 H James Madison		2	1			
														143 H James Madison		4	5			
														153 A Charleston So.		0	3			
														153 A Charleston So.		0	3			
														153 A Charleston So.		3	2			
														153 N Charleston So.		9	1			
														156 H Robert Morris		5	0			
														156 N Robert Morris		4	3			
														159 N Long Island		3	4			
														182 A Coastal Caro.		8	1			
														182 A Coastal Caro.		4	2			
														182 H Coastal Caro.		6	0			
														182 N Coastal Caro.		6	5			
														182 N Coastal Caro.		11	3			
LAST 10 GAMES																				
						134	N	Liberty		1	3	153	A	Charleston So.		3	2			
						153	N	Charleston So.		9	1	153	A	Charleston So.		0	3			
						182	N	Coastal Caro.		11	3	153	A	Charleston So.		0	3			
						182	N	Coastal Caro.		6	5	141	A	Elon		10	11			
						182	N	Coastal Caro.		1	2	141	A	Elon		1	5			
														182 N Coastal Caro.		11	3			

Non-Div. I Games:

Radford

RPI	S	Opponent	Score	
182	N	Coastal Caro.	1	2
214	A	Presbyterian	2	0
214	A	Presbyterian	3	1
214	A	Presbyterian	11	3
215	A	Samford	6	1
219	H	Delaware	9	0
222	H	Winthrop	7	0
222	H	Winthrop	5	0
222	H	Winthrop	7	0
226	A	Gardner-Webb	3	0
226	A	Gardner-Webb	7	0
226	A	Gardner-Webb	2	3
233	H	Georgetown	6	0
239	N	Columbia	3	1
253	N	Wagner	3	2
255	N	Toledo	8	3
255	N	Toledo	9	1
275	N	La Salle	5	2

Radford



Miami (OH)

Drake

Average RPI Win: 168		WON-LOST RECORD		WINNING PCT. RANK		LAST 10 GAMES		STRENGTH OF SCHEDULE		OPP. STRENGTH OF SCHEDULE		TEAM RPI		ADJ RPI		CONF. RPI		ADJ CONF. RPI	
DIV. I ONLY		34-21-0		.61818 69		4-6-0		144		87		86		.52977 86		13		13	
DIV. I NON-CONF.		14-14-0		.5 128		0-0-0		143		51		114		.50711 117		12		12	
TOTALS		RPI 1-25		RPI 26-50		W-L RECORDS		RPI 51-100		RPI 101-150		RPI 150+							
34-21-0		0-4-0		1-4-0		OVERALL		7-10-0		7-1-0		19-2-0							
12-5-0		0-0-0		1-2-0		HOME		1-1-0		3-1-0		7-1-0							
10-11-0		0-3-0		0-2-0		AWAY		3-5-0		2-0-0		5-1-0							
12-5-0		0-1-0		0-0-0		NEUTRAL		3-4-0		2-0-0		7-0-0							
14-14-0		0-4-0		0-2-0		NON-CONFERENCE		3-7-0		2-0-0		9-1-0							
2-2-0		0-0-0		0-0-0		HOME		1-1-0		0-0-0		1-1-0							
1-7-0		0-3-0		0-0-		AWAY		0-2-0		0-0-0		1-0-0							
11-5-0		0-1-0		0-0-0		NEUTRAL		2-4-0		2-0-0		7-0-0							
20-7-0		0-0-0		1-2-0		CONFERENCE		4-3-0		5-1-0		10-1-0							
10-3-0		0-0-0		1-2-0		HOME		0-0-0		3-1-0		6-0-0							
9-4-0		0-0-0		0-0-0		AWAY		3-3-0		2-0-0		4-1-0							
1-0-0		0-0-0		0-0-0		NEUTRAL		1-0-0		0-0-0		0-0-0							
RPI	S	Opponent		Score		RPI	S	Opponent		Score		RPI	S	Opponent		Score			
5	A	Missouri		0	5	28	A	Tulsa		2	11	52	A	Pacific		1	2		
5	A	Missouri		1	8	36	A	Fresno St.		1	2	52	N	Pacific		8	0		
7	N	California		0	3	40	H	Illinois St.		1	5	59	N	A&M-Corpus Christi		0	2		
8	A	Arizona		3	5	40	H	Illinois St.		2	5	63	A	Southern Ill.		0	1		
						40	H	Illinois St.		4	3	63	A	Southern Ill.		0	6		
												63	A	Southern Ill.		4	0		
												63	N	Southern Ill.		4	1		
												66	H	Iowa		2	1		
												68	A	Iowa St.		6	8		
												68	H	Iowa St.		1	2		
												68	N	Iowa St.		2	3		
												81	A	Missouri St.		2	1		
												81	A	Missouri St.		2	0		
												81	A	Missouri St.		4	7		
												92	N	Kennesaw St.		7	5		
												92	N	Kennesaw St.		3	6		
												96	N	Troy		5	12		

Non-Div. I Games:

Drake

RPI	S	Opponent	Score	
258	N	Idaho St.	8	0
269	N	South Dakota	6	0

Drake

D  
r  
a  
k  
e

D  
r  
a  
k  
e



Average RPI Win: 168		WON-LOST	WINNING	LAST 10	STRENGTH OF		OPP. STRENGTH	TEAM	ADJ		CONF.	ADJ CONF.
Average RPI Loss: 101		RECORD	PCT. RANK	GAMES	SCHEDULE		OF SCHEDULE	RPI	RPI		RPI	RPI
DIV. I ONLY		34-21-1	.61607	71	6-4-0		120	141	81		.52927	87
DIV. I NON-CONF.		17-12-1	.58333	93	0-1-0		116	140	82		.52874	85
TOTALS		RPI 1-25	RPI 26-50		W-L RECORDS		RPI 51-100		RPI 101-150		RPI 150+	
34-21-1		0-3-0	0-1-0		OVERALL		3-6-1		10-7-0		21-4-0	
10-3-1		0-0-0	0-0-0		HOME		2-3-1		2-0-0		6-0-0	
13-10-0		0-2-0	0-0-0		AWAY		1-2-0		5-4-0		7-2-0	
11-8-0		0-1-0	0-1-0		NEUTRAL		0-1-0		3-3-0		8-2-0	
17-12-1		0-3-0	0-1-0		NON-CONFERENCE		2-4-1		4-1-0		11-3-0	
1-1-1		0-0-0	0-0-0		HOME		1-1-1		0-0-0		0-0-0	
6-5-0		0-2-0	0-0-		AWAY		1-2-0		2-0-0		3-1-0	
10-6-0		0-1-0	0-1-0		NEUTRAL		0-1-0		2-1-0		8-2-0	
17-9-0		0-0-0	0-0-0		CONFERENCE		1-2-0		6-6-0		10-1-0	
9-2-0		0-0-0	0-0-0		HOME		1-2-0		2-0-0		6-0-0	
7-5-0		0-0-0	0-0-0		AWAY		0-0-0		3-4-0		4-1-0	
1-2-0		0-0-0	0-0-0		NEUTRAL		0-0-0		1-2-0		0-0-0	
RPI S	Opponent	Score	RPI S	Opponent	Score	RPI S	Opponent	Score	RPI S	Opponent	Score	
6 A	Florida	4 13	26 N	Syracuse	0 6	52 N	Pacific	1 7	106 N	North Dakota St.	8 0	
10 N	Michigan	1 2				62 H	Purdue	2 8	109 A	Butler	7 1	
17 A	Notre Dame	2 10				62 H	Purdue	4 4	109 A	Butler	0 2	
						68 A	Iowa St.	4 11	109 A	Butler	0 2	
						68 A	Iowa St.	11 2	109 N	Butler	1 3	
						83 H	Michigan St.	6 4	109 N	Butler	4 5	
						90 A	UCF	1 6	111 H	Cleveland St.	3 0	
						94 H	Ill.-Chicago	5 2	111 H	Cleveland St.	4 2	
						94 H	Ill.-Chicago	6 17	111 N	Cleveland St.	2 1	
						94 H	Ill.-Chicago	1 4	117 A	Loyola (IL)	0 8	
									117 A	Loyola (IL)	4 0	
									117 A	Loyola (IL)	4 5	
									117 A	Loyola (IL)	5 2	
									124 A	Northern Ill.	17 6	
									124 A	Northern Ill.	8 5	
									132 N	Temple	4 0	
									144 N	Creighton	1 2	
									153 N	Charleston So.	4 1	
									156 N	Robert Morris	4 2	
									163 N	Bethune-Cookman	5 2	
									163 N	Bethune-Cookman	0 1	
									169 A	Green Bay	1 2	
									169 A	Green Bay	10 5	
									169 A	Green Bay	12 0	
									174 H	Wright St.	11 1	
									174 H	Wright St.	4 2	
									174 H	Wright St.	2 1	
LAST 10 GAMES			LAST 10 GAMES			LAST 10 GAMES			LAST 10 GAMES			
			111 N	Cleveland St.	2 1				111 H	Cleveland St.	4 2	
			109 N	Butler	4 5				17 A	Notre Dame	2 10	
			117 A	Loyola (IL)	4 0				169 A	Green Bay	10 5	
			109 N	Butler	1 3				169 A	Green Bay	12 0	
			111 H	Cleveland St.	3 0				169 A	Green Bay	1 2	

Non-Div. I Games:

Valparaiso

RPI	S	Opponent	Score	
181	N	Western Ill.	9	4
185	A	Stetson	3	5
185	A	Stetson	5	2
193	N	Florida A&M	9	1
202	N	Penn	11	5
226	N	Gardner-Webb	4	1
234	A	Youngstown St.	14	11
234	A	Youngstown St.	4	2
245	A	IUPUI	9	1
245	A	IUPUI	10	3
253	N	Wagner	3	0
262	H	Detroit	7	1
262	H	Detroit	10	0
262	H	Detroit	8	0
269	N	South Dakota	0	2

Average RPI Win:		142	WON-LOST RECORD		WINNING PCT. RANK	LAST 10 GAMES		STRENGTH OF SCHEDULE		OPP. STRENGTH OF SCHEDULE	TEAM RPI	ADJ RPI		CONF. RPI	ADJ CONF. RPI			
DIV. I ONLY			23-24-0		.48936	155	4-6-0		76		56	96	.52822	88	10	10		
DIV. I NON-CONF.			11-15-0		.42308	175	0-0-0		21		33	78	.53806	78	9	10		
TOTALS		RPI 1-25		RPI 26-50		W-L RECORDS		RPI 51-100		RPI 101-150		RPI 150+						
23-24-0		2-7-0		1-6-0		OVERALL		2-5-0		7-3-0		11-3-0						
13-11-0		1-2-0		0-1-0		HOME		2-5-0		5-2-0		5-1-0						
7-5-0		0-0-0		1-2-0		AWAY		0-0-0		2-1-0		4-2-0						
3-8-0		1-5-0		0-3-0		NEUTRAL		0-0-0		0-0-0		2-0-0						
11-15-0		2-7-0		0-4-0		NON-CONFERENCE		1-3-0		1-0-0		7-1-0						
8-7-0		1-2-0		0-1-0		HOME		1-3-0		1-0-0		5-1-0						
0-0-0		0-0-0		0-0-		AWAY		0-0-0		0-0-0		0-0-0						
3-8-0		1-5-0		0-3-0		NEUTRAL		0-0-0		0-0-0		2-0-0						
12-9-0		0-0-0		1-2-0		CONFERENCE		1-2-0		6-3-0		4-2-0						
5-4-0		0-0-0		0-0-0		HOME		1-2-0		4-2-0		0-0-0						
7-5-0		0-0-0		1-2-0		AWAY		0-0-0		2-1-0		4-2-0						
0-0-0		0-0-0		0-0-0		NEUTRAL		0-0-0		0-0-0		0-0-0						
RPI	S	Opponent		Score		RPI	S	Opponent		Score		RPI	S	Opponent		Score		
3	H	Texas		0	5	26	N	Syracuse		1	2	52	H	Pacific		0	8	
10	H	Michigan		2	5	29	N	Indiana		2	5	52	H	Pacific		8	1	
13	N	Washington		2	14	34	A	Long Beach St.		0	1	52	H	Pacific		0	10	
14	N	Texas A&M		2	6	34	A	Long Beach St.		6	7	66	H	Iowa		1	5	
15	N	Oregon		4	3	34	A	Long Beach St.		6	5	78	H	Oregon St.		3	2	
16	N	Nebraska		1	3	37	N	Fordham		0	1	96	H	Troy		0	4	
17	H	Notre Dame		10	0	41	H	Illinois		0	5	96	H	Troy		4	13	
20	N	UCLA		2	11	LAST 10 GAMES						146		H	Cal St. Northridge		0	3
21	N	Oklahoma St.		1	12							146		H	Cal St. Northridge		3	4
												146		H	Cal St. Northridge		6	2
												157		H	IPFW		2	0
												158		A	UC Davis		1	0
												158		A	UC Davis		11	4
												158		A	UC Davis		1	9
												159		N	Long Island		13	4
												172		H	Southern Miss.		5	1
						216		A	UC Riverside		3	4						
						216		A	UC Riverside		4	2						
						216		A	UC Riverside		6	3						
						221		H	Canisius		6	4						
						240		H	Utah St.		2	1						
						259		H	Cal St. Bakersfield		1	0						
						259		H	Cal St. Bakersfield		2	6						
						259		N	Cal St. Bakersfield		3	0						

Non-Div. I Games:

Cal St. Fullerton

Average RPI Win:	170	WON-LOST RECORD	WINNING PCT. RANK	LAST 10 GAMES	STRENGTH OF SCHEDULE	OPP. STRENGTH OF SCHEDULE	TEAM RPI	ADJ RPI	CONF. RPI	ADJ CONF. RPI		
DIV. I ONLY		31-16-0	.65957	59	7-3-0	186	152	87	.52797	89	20	20
DIV. I NON-CONF.		18-10-0	.64286	60	1-0-0	210	178	105	.51733	101	19	18
<hr/>												
TOTALS	RPI 1-25	RPI 26-50		W-L RECORDS		RPI 51-100		RPI 101-150		RPI 150+		
31-16-0	0-0-0	2-4-0		OVERALL		4-3-0		7-3-0		18-6-0		
4-2-0	0-0-0	0-0-0		HOME		1-1-0		0-0-0		3-1-0		
14-6-0	0-0-0	2-1-0		AWAY		0-0-0		3-1-0		9-4-0		
13-8-0	0-0-0	0-3-0		NEUTRAL		3-2-0		4-2-0		6-1-0		
<hr/>												
18-10-0	0-0-0	1-2-0		NON-CONFERENCE		2-1-0		5-3-0		10-4-0		
0-0-0	0-0-0	0-0-0		HOME		0-0-0		0-0-0		0-0-0		
7-4-0	0-0-0	1-0-		AWAY		0-0-0		1-1-0		5-3-0		
11-6-0	0-0-0	0-2-0		NEUTRAL		2-1-0		4-2-0		5-1-0		
<hr/>												
13-6-0	0-0-0	1-2-0		CONFERENCE		2-2-0		2-0-0		8-2-0		
4-2-0	0-0-0	0-0-0		HOME		1-1-0		0-0-0		3-1-0		
7-2-0	0-0-0	1-1-0		AWAY		0-0-0		2-0-0		4-1-0		
2-2-0	0-0-0	0-1-0		NEUTRAL		1-1-0		0-0-0		1-0-0		
<hr/>												
RPI	S	Opponent	Score	RPI	S	Opponent	Score	RPI	S	Opponent	Score	
31	N	Maryland	1 4	57	H	Massachusetts	4 6	101	N	Central Mich.	2 0	
37	A	Fordham	1 0	57	H	Massachusetts	5 2	116	N	Ball St.	7 3	
37	A	Fordham	0 1	57	N	Massachusetts	6 2	126	N	St. John's (NY)	0 3	
37	N	Fordham	0 4	57	N	Massachusetts	1 3	132	A	Temple	12 4	
42	A	North Carolina	8 0	60	N	FIU	3 2	132	A	Temple	5 4	
44	N	Jacksonville	0 2	71	N	North Carolina St.	5 3	135	N	Quinnipiac	8 5	
				71	N	North Carolina St.	6 7	143	N	James Madison	5 6	
								143	N	James Madison	3 2	
								149	A	Villanova	2 3	
								149	A	Villanova	2 1	
								151	A	Charlotte	3 2	
								156	N	Robert Morris	3 8	
								163	N	Bethune-Cookman	2 1	
								178	A	Towson	5 1	
								182	A	Coastal Caro.	1 5	
								182	A	Coastal Caro.	2 8	
								188	H	Dayton	3 0	
								188	H	Dayton	4 8	
								188	N	Dayton	6 3	
								202	A	Penn	5 2	
								202	A	Penn	13 4	
								219	A	Delaware	4 5	
								229	A	Drexel	9 3	
								233	N	Georgetown	2 0	
								238	A	George Washington	10 0	
								238	A	George Washington	1 0	
								244	A	St. Bonaventure	13 4	
<hr/>												
LAST 10 GAMES												
37	N	Fordham	0 4	244	A	St. Bonaventure	13 4	229	A	Drexel	9 3	
57	N	Massachusetts	6 2	244	A	St. Bonaventure	3 4	233	N	Georgetown	2 0	
151	A	Charlotte	3 2	132	A	Temple	12 4	238	A	George Washington	10 0	
57	N	Massachusetts	1 3	132	A	Temple	5 4	238	A	George Washington	1 0	
188	N	Dayton	6 3	178	A	Towson	5 1	244	A	St. Bonaventure	13 4	

**Non-Div. I Games:**

St. Joseph's

RPI	S	Opponent	Score	
244	A	St. Bonaventure	3	4
253	N	Wagner	5	0
255	N	Toledo	6	5
266	H	Rhode Island	8	0
266	H	Rhode Island	10	4
270	N	Bucknell	8	5
271	A	Rider	6	1

St. Joseph's

S  
t  
.  
J  
o  
s  
e  
p  
h  
.  
s

S  
t  
.  
J  
o  
s  
e  
p  
h  
.  
s

U  
C  
F

UCF

Average RPI Win:	174	WON-LOST RECORD	WINNING PCT. RANK	LAST 10 GAMES	STRENGTH OF SCHEDULE	OPP. STRENGTH OF SCHEDULE	TEAM RPI	ADJ RPI	CONF. RPI	ADJ CONF. RPI		
DIV. I ONLY		28-27-0	.50909	139	6-4-0	72	132	92	.5268	91	14	14
DIV. I NON-CONF.		9-11-0	.45	165	0-1-0	4	103	60	.56205	59	14	14
<hr/>												
TOTALS	RPI 1-25	RPI 26-50		W-L RECORDS		RPI 51-100		RPI 101-150		RPI 150+		
28-27-0	0-7-0	1-3-0		OVERALL		2-6-0		6-7-0		19-4-0		
15-4-0	0-0-0	0-0-0		HOME		0-0-0		3-3-0		12-1-0		
10-15-0	0-5-0	0-0-0		AWAY		2-5-0		1-2-0		7-3-0		
3-8-0	0-2-0	1-3-0		NEUTRAL		0-1-0		2-2-0		0-0-0		
9-11-0	0-7-0	1-3-0		NON-CONFERENCE		0-1-0		0-0-0		8-0-0		
4-0-0	0-0-0	0-0-0		HOME		0-0-0		0-0-0		4-0-0		
4-6-0	0-5-0	0-0-		AWAY		0-1-0		0-0-0		4-0-0		
1-5-0	0-2-0	1-3-0		NEUTRAL		0-0-0		0-0-0		0-0-0		
19-16-0	0-0-0	0-0-0		CONFERENCE		2-5-0		6-7-0		11-4-0		
11-4-0	0-0-0	0-0-0		HOME		0-0-0		3-3-0		8-1-0		
6-9-0	0-0-0	0-0-0		AWAY		2-4-0		1-2-0		3-3-0		
2-3-0	0-0-0	0-0-0		NEUTRAL		0-1-0		2-2-0		0-0-0		
<hr/>												
RPI S	Opponent	Score		RPI S	Opponent	Score		RPI S	Opponent	Score		
3 A	Texas	1	2	26 N	Syracuse	3	4	59 A	A&M-Corpus Christi	6	9	
4 A	Alabama	5	13	26 N	Syracuse	1	3	59 A	A&M-Corpus Christi	0	1	
11 A	Baylor	0	5	41 N	Illinois	11	10	59 A	A&M-Corpus Christi	0	2	
11 A	Baylor	3	4	41 N	Illinois	2	9	59 N	A&M-Corpus Christi	5	6	
14 A	Texas A&M	0	4					74 A	Texas St.	5	1	
24 N	Louisville	1	2					74 A	Texas St.	1	4	
24 N	Louisville	3	7					74 A	Texas St.	5	3	
								93 A	North Texas	10	14	
</												

Non-Div. I Games:

UTSA

RPI	S	Opponent	Score	
196	H	Nicholls St.	5	4
196	H	Nicholls St.	8	2
198	H	Central Ark.	7	5
198	H	Central Ark.	2	1
198	H	Central Ark.	7	5
272	A	Texas Southern	6	1
272	A	Texas Southern	6	1
272	H	Texas Southern	12	4
272	H	Texas Southern	10	2

U  
T  
S  
A

U  
T  
S  
A

UTSA



[illegible]

**Non-Div. I Games:**

Kennesaw St.



Average RPI Win:		154	WON-LOST RECORD		WINNING PCT. RANK	LAST 10 GAMES	STRENGTH OF SCHEDULE		OPP. STRENGTH OF SCHEDULE	TEAM RPI	ADJ RPI	CONF. RPI	ADJ CONF. RPI
Average RPI Loss:		90											
DIV. I ONLY		25-22-0			.53191 124	6-4-0	78		113	88	.52359 94	15	16
DIV. I NON-CONF.		10-12-0			.45455 163	0-0-0	64		24	90	.52302 91	17	17
TOTALS		RPI 1-25	RPI 26-50		W-L RECORDS		RPI 51-100		RPI 101-150		RPI 150+		
25-22-0		0-5-0	0-3-0		OVERALL		5-5-0		9-4-0		11-5-0		
7-5-0		0-0-0	0-0-0		HOME		0-0-0		4-3-0		3-2-0		
9-8-0		0-2-0	0-0-0		AWAY		4-3-0		2-0-0		3-3-0		
9-9-0		0-3-0	0-3-0		NEUTRAL		1-2-0		3-1-0		5-0-0		
10-12-0		0-5-0	0-3-0		NON-CONFERENCE		3-4-0		1-0-0		6-0-0		
0-0-0		0-0-0	0-0-0		HOME		0-0-0		0-0-0		0-0-0		
4-4-0		0-2-0	0-0-0		AWAY		2-2-0		1-0-0		1-0-0		
6-8-0		0-3-0	0-3-0		NEUTRAL		1-2-0		0-0-0		5-0-0		
15-10-0		0-0-0	0-0-0		CONFERENCE		2-1-0		8-4-0		5-5-0		
7-5-0		0-0-0	0-0-0		HOME		0-0-0		4-3-0		3-2-0		
5-4-0		0-0-0	0-0-0		AWAY		2-1-0		1-0-0		2-3-0		
3-1-0		0-0-0	0-0-0		NEUTRAL		0-0-0		3-1-0		0-0-0		
RPI S	Opponent	Score	RPI S	Opponent	Score	RPI S	Opponent	Score	RPI S	Opponent	Score		
9 A	Oklahoma	1 9	27 N	Auburn	2 3	63 A	Southern Ill.	0 5	109 H	Butler	2 1		
9 N	Oklahoma	3 5	32 N	DePaul	2 3	63 A	Southern Ill.	11 3	109 H	Butler	5 10		
13 N	Washington	0 8	32 N	DePaul	0 6	70 N	Mississippi St.	5 4	109 N	Butler	5 3		
17 N	Notre Dame	1 4				70 N	Mississippi St.	2 5	109 N	Butler	2 1		
21 A	Oklahoma St.	0 1				85 N	Miami (OH)	0 1	109 N	Butler	0 1		
						87 A	Valparaiso	4 1	111 H	Cleveland St.	0 1		
						87 A	Valparaiso	2 5	111 H	Cleveland St.	6 0		
						87 A	Valparaiso	17 6	111 N	Cleveland St.	9 0		
						90 A	UCF	3 4	117 A	Loyola (IL)	6 2		
						100 A	UNLV	4 2	117 H	Loyola (IL)	0 1		
									117 H	Loyola (IL)	3 0		
									117 H	Loyola (IL)	4 1		
									124 A	Northern Ill.	7 0		
									169 A	Green Bay	6 8		
									169 A	Green Bay	7 4		
									174 A	Wright St.	1 5		
									174 A	Wright St.	1 2		
									174 A	Wright St.	1 0		
									178 N	Towson	5 2		
									216 N	UC Riverside	5 3		
									219 N	Delaware	9 1		
									219 N	Delaware	8 0		
									232 A	Bradley	6 3		
									234 H	Youngstown St.	3 6		
									234 H	Youngstown St.	3 7		
									234 H	Youngstown St.	11 0		
									262 H	Detroit	3 0		
			LAST 10 GAMES										
			109 N	Butler	5 3	174 A	Wright St.	1 5	232 A	Bradley	6 3		
			109 N	Butler	0 1	174 A	Wright St.	1 2	234 H	Youngstown St.	3 6		
			109 N	Butler	2 1	174 A	Wright St.	1 0	234 H	Youngstown St.	3 7		
			117 A	Loyola (IL)	6 2	169 A	Green Bay	6 8	234 H	Youngstown St.	11 0		
			111 N	Cleveland St.	9 0	169 A	Green Bay	7 4	262 H	Detroit	3 0		

Non-Div. I Games:

Ill.-Chicago

RPI	S	Opponent	Score	
262	H	Detroit	7	4
265	N	Santa Clara	8	2

Ill.-Chicago

I  
l  
l  
.  
-  
C  
h  
i  
c  
a  
g  
o

I  
l  
l  
.  
-  
C  
h  
i  
c  
a  
g  
o

S  
•  
C  
•  
U  
P  
S  
t  
a  
t  
e

S.C. Upstate

RPI	S	Opponent	Score	
257	N	UNC Wilmington	5	0
266	H	Rhode Island	8	0
266	H	Rhode Island	4	0
274	H	Hampton	13	1
274	H	Hampton	7	3
275	H	La Salle	2	0
279	H	Lafayette	10	0
286	H	N.C. Central	8	0
286	H	N.C. Central	13	1
287	H	N.C. A&T	7	0
287	H	N.C. A&T	9	1

S  
.  
C  
.  
U  
p  
s  
t  
a  
t  
e

S  
.  
C  
.  
U  
p  
s  
t  
a  
t  
e

S.C. Upstate



RPI	S	Opponent	Score	
280	N	Alabama A&M	17	0

Troy

T  
r  
o  
y

T  
r  
o  
y



Average RPI Win: 166		WON-LOST	WINNING	LAST 10	STRENGTH OF	OPP. STRENGTH	TEAM	ADJ	CONF.	ADJ CONF.								
Average RPI Loss: 75		RECORD	PCT. RANK	GAMES	SCHEDULE	OF SCHEDULE	RPI	RPI	RPI	RPI								
DIV. I ONLY		29-22-0	.56863	98	5-5-0	147	66	101	.52259	97	9	9						
DIV. I NON-CONF.		22-17-0	.5641	100	0-1-0	153	63	95	.52317	90	8	8						
<hr/>																		
TOTALS		RPI 1-25	RPI 26-50		W-L RECORDS		RPI 51-100		RPI 101-150		RPI 150+							
29-22-0		1-5-0	3-6-0		OVERALL		4-6-0		4-2-0		17-3-0							
9-2-0		0-0-0	0-0-0		HOME		1-2-0		2-0-0		6-0-0							
11-7-0		1-0-0	2-4-0		AWAY		1-1-0		1-0-0		6-2-0							
9-13-0		0-5-0	1-2-0		NEUTRAL		2-3-0		1-2-0		5-1-0							
22-17-0		1-5-0	2-4-0		NON-CONFERENCE		3-4-0		1-2-0		15-2-0							
7-1-0		0-0-0	0-0-0		HOME		1-1-0		0-0-0		6-0-0							
7-3-0		1-0-0	1-0-		AWAY		0-0-0		0-0-0		5-1-0							
8-13-0		0-5-0	1-2-0		NEUTRAL		2-3-0		1-2-0		4-1-0							
7-5-0		0-0-0	1-2-0		CONFERENCE		1-2-0		3-0-0		2-1-0							
2-1-0		0-0-0	0-0-0		HOME		0-1-0		2-0-0		0-0-0							
4-4-0		0-0-0	1-2-0		AWAY		1-1-0		1-0-0		1-1-0							
1-0-0		0-0-0	0-0-0		NEUTRAL		0-0-0		0-0-0		1-0-0							
RPI	S	Opponent		Score		RPI	S	Opponent		Score		RPI	S	Opponent		Score		
1	A	Arizona St.		3	1	26	N	Syracuse		3	4	56	N	Hawaii		7	8	
6	N	Florida		3	7	31	A	Maryland		0	6	65	N	Virginia		2	4	
8	N	Arizona		3	8	34	N	Long Beach St.		1	5	72	N	Wisconsin		3	2	
15	N	Oregon		5	8	34	N	Long Beach St.		3	2	72	N	Wisconsin		3	5	
20	N	UCLA		2	6	39	A	BYU		0	3	79	H	Boise St.		8	9	
21	N	Oklahoma St.		3	5	39	A	BYU		1	12	79	H	Boise St.		2	1	
						43	A	San Diego St.		3	2	98	N	Western Mich.		6	0	
						49	A	Florida St.		5	4	100	A	UNLV		1	9	
						49	A	Florida St.		3	7	100	A	UNLV		14	1	
												100	H	UNLV		4	8	
						LAST 10 GAMES												
						39	A	BYU		1	12	100	H	UNLV		4	8	
						39	A	BYU		0	3	240	A	Utah St.		2	12	
						213	A	Colorado St.		6	3	105	H	New Mexico		12	9	
						213	A	Colorado St.		14	15	105	H	New Mexico		8	0	
						105	A	New Mexico		5	2	213	N	Colorado St.		15	4	
													249	H	Utah Valley		6	2
													258	H	Idaho St.		8	0
													273	H	Weber St.		8	0
													273	H	Weber St.		9	1
													274	N	Hampton		22	1

Non-Div. I Games:

Utah

Average RPI Win:	143	WON-LOST RECORD	WINNING PCT. RANK	LAST 10 GAMES	STRENGTH OF SCHEDULE	OPP. STRENGTH OF SCHEDULE	TEAM RPI	ADJ RPI	CONF. RPI	ADJ CONF. RPI					
DIV. I ONLY		25-28-0	.4717	162	7-3-0	52	112	95	.52182	98	17	15			
DIV. I NON-CONF.		6-21-0	.22222	259	0-0-0	16	55	157	.48583	152	15	15			
<hr/>															
TOTALS	RPI 1-25	RPI 26-50		W-L RECORDS		RPI 51-100		RPI 101-150		RPI 150+					
25-28-0	1-7-0	0-0-0		OVERALL		1-8-0		12-7-0		11-6-0					
10-2-0	0-0-0	0-0-0		HOME		0-0-0		5-1-0		5-1-0					
6-11-0	1-4-0	0-0-0		AWAY		1-3-0		1-1-0		3-3-0					
9-15-0	0-3-0	0-0-0		NEUTRAL		0-5-0		6-5-0		3-2-0					
6-21-0	1-7-0	0-0-0		NON-CONFERENCE		0-7-0		2-4-0		3-3-0					
0-0-0	0-0-0	0-0-0		HOME		0-0-0		0-0-0		0-0-0					
2-7-0	1-4-0	0-0-		AWAY		0-2-0		0-0-0		1-1-0					
4-14-0	0-3-0	0-0-0		NEUTRAL		0-5-0		2-4-0		2-2-0					
19-7-0	0-0-0	0-0-0		CONFERENCE		1-1-0		10-3-0		8-3-0					
10-2-0	0-0-0	0-0-0		HOME		0-0-0		5-1-0		5-1-0					
4-4-0	0-0-0	0-0-0		AWAY		1-1-0		1-1-0		2-2-0					
5-1-0	0-0-0	0-0-0		NEUTRAL		0-0-0		4-1-0		1-0-0					
RPI	S	Opponent	Score	RPI	S	Opponent	Score	RPI	S	Opponent	Score				
1	A	Arizona St.	0 17					53	A	South Fla.	0 8				
4	N	Alabama	4 12					60	N	FIU	3 4				
5	A	Missouri	1 10					64	N	Northwestern	4 5				
5	A	Missouri	0 10					73	N	Minnesota	0 3				
5	N	Missouri	1 6					78	N	Oregon St.	0 8				
9	N	Oklahoma	0 5					83	A	Michigan St.	0 4				
10	A	Michigan	1 6					85	A	Miami (OH)	1 2				
17	A	Notre Dame	3 2					85	A	Miami (OH)	5 2				
								97	N	Utah	0 6				
										101	H Central Mich.	8 7			
										101	H Central Mich.	1 5			
										101	N Central Mich.	9 0			
										102	H Ohio	6 3			
										102	H Ohio	8 3			
										102	N Ohio	3 8			
										102	N Ohio	4 3			
										102	N Ohio	7 4			
										106	N North Dakota St.	4 12			
										113	N Col. of Charleston	3 5			
										116	A Ball St.	4 12			
										116	A Ball St.	11 10			
										116	N Ball St.	8 4			
										123	N Loyola Marymount	4 3			
										124	H Northern Ill.	7 6			
										124	H Northern Ill.	6 4			
										132	N Temple	3 5			
										135	N Quinnipiac	5 3			
										146	N Cal St. Northridge	6 8			
										155	H Eastern Mich.	4 3			
										155	H Eastern Mich.	0 16			
										160	A Kent St.	8 6			
										160	A Kent St.	4 5			
										160	N Kent St.	1 0			
										163	N Bethune-Cookman	5 1			
										173	N Central Conn. St.	1 2			
										189	H Akron	6 4			
<hr/>				<hr/>				<hr/>				<hr/>			
				LAST 10 GAMES											
				102 N Ohio 7 4				160 N Kent St. 1 0				160 A Kent St. 4 5			
				102 N Ohio 4 3				85 A Miami (OH) 1 2				160 N Kent St. 1 0			
				101 N Central Mich. 9 0				85 A Miami (OH) 5 2				163 N Bethune-Cookman 5 1			
				102 N Ohio 3 8				116 A Ball St. 4 12				173 N Central Conn. St. 1 2			
				116 N Ball St. 8 4				116 A Ball St. 11 10				189 H Akron 6 4			

**Non-Div. I Games:**

Western Mich.

RPI	S	Opponent	Score	
189	H	Akron	9	0
204	N	Maine	2	3
204	N	Maine	2	1
208	A	Buffalo	2	0
208	A	Buffalo	4	5
217	H	Bowling Green	7	0
217	H	Bowling Green	5	4
256	A	Oakland	13	0
256	A	Oakland	1	2

Western Mich.

W  
e  
s  
t  
e  
r  
n  
M  
i  
c  
h  
.

W  
e  
s  
t  
e  
r  
n  
M  
i  
c  
h  
.

Mercer

Average RPI Win: 172		WON-LOST	WINNING	LAST 10	STRENGTH OF		OPP. STRENGTH	TEAM	ADJ	CONF.	ADJ CONF.
Average RPI Loss: 84		RECORD	PCT. RANK	GAMES	SCHEDULE		OF SCHEDULE	RPI	RPI	RPI	RPI
DIV. I ONLY		32-24-0	.57143	93	6-4-0		127	142	98	.52097	99
DIV. I NON-CONF.		20-12-0	.625	71	2-0-0		174	173	89	.52484	88
TOTALS		RPI 1-25	RPI 26-50		W-L RECORDS		RPI 51-100		RPI 101-150		RPI 150+
32-24-0	0-0-0	1-6-0		OVERALL		7-7-0		5-11-0		19-0-0	
15-5-0	0-0-0	0-0-0		HOME		3-3-0		2-2-0		10-0-0	
10-12-0	0-0-0	1-5-0		AWAY		1-2-0		2-5-0		6-0-0	
7-7-0	0-0-0	0-1-0		NEUTRAL		3-2-0		1-4-0		3-0-0	
20-12-0	0-0-0	1-3-0		NON-CONFERENCE		4-3-0		2-6-0		13-0-0	
8-2-0	0-0-0	0-0-0		HOME		1-1-0		1-1-0		6-0-0	
6-5-0	0-0-0	1-0-		AWAY		0-0-0		1-2-0		4-0-0	
6-5-0	0-0-0	0-0-0		NEUTRAL		3-2-0		0-3-0		3-0-0	
12-12-0	0-0-0	0-3-0		CONFERENCE		3-4-0		3-5-0		6-0-0	
7-3-0	0-0-0	0-0-0		HOME		2-2-0		1-1-0		4-0-0	
4-7-0	0-0-0	0-2-0		AWAY		1-2-0		1-3-0		2-0-0	
1-2-0	0-0-0	0-1-0		NEUTRAL		0-0-0		1-1-0		0-0-0	
RPI S	Opponent	Score	RPI S	Opponent	Score	RPI S	Opponent	Score	RPI S	Opponent	Score
			27 A	Auburn	0 5	54 N	Virginia Tech	0 8	102 N	Ohio	0 2
			27 A	Auburn	3 0	62 N	Purdue	4 7	103 N	Boston U.	1 4
			44 A	Jacksonville	0 1	69 A	Lipscomb	0 1	104 H	Fla. Gulf Coast	1 7
			44 A	Jacksonville	0 7	69 A	Lipscomb	0 1	104 H	Fla. Gulf Coast	3 2
			44 N	Jacksonville	1 4	70 N	Mississippi St.	6 5	107 A	Ga. Southern	5 7
			49 A	Florida St.	0 3	77 H	Georgia St.	8 2	107 A	Ga. Southern	6 1
			49 A	Florida St.	4 5	77 H	Georgia St.	2 3	107 A	Ga. Southern	2 3
						84 N	Radford	4 3	112 A	Campbell	3 6
						84 N	Radford	6 4	112 A	Campbell	2 3
						92 H	Kennesaw St.	1 0	112 N	Campbell	2 1
						92 H	Kennesaw St.	2 1	112 N	Campbell	0 3
						95 A	S.C. Upstate	3 2	116 N	Ball St.	1 8
						95 H	S.C. Upstate	1 3	125 H	Connecticut	4 0
						95 H	S.C. Upstate	2 5	125 H	Connecticut	3 4
									142 A	North Florida	2 3
									142 A	North Florida	9 3
									153 A	Charleston So.	5 0
									153 A	Charleston So.	5 1
									185 H	Stetson	3 1
									185 H	Stetson	3 2
									214 A	Presbyterian	6 0
									214 A	Presbyterian	2 1
									215 H	Samford	8 6
									215 H	Samford	9 0
									217 N	Bowling Green	13 0
									225 H	East Tenn. St.	4 0
									225 H	East Tenn. St.	8 0
LAST 10 GAMES			112 N	Campbell	0 3	214 A	Presbyterian	2 1	215 H	Samford	8 6
			95 A	S.C. Upstate	3 2	92 H	Kennesaw St.	2 1	215 H	Samford	9 0
			44 N	Jacksonville	1 4	92 H	Kennesaw St.	1 0	217 N	Bowling Green	13 0
			112 N	Campbell	2 1	69 A	Lipscomb	0 1	225 H	East Tenn. St.	4 0
			214 A	Presbyterian	6 0	69 A	Lipscomb	0 1	225 H	East Tenn. St.	8 0

Non-Div. I Games:

Mercer

RPI	S	Opponent	Score	
247	A	Belmont	1	0
247	A	Belmont	5	3
250	N	Austin Peay	8	0
252	N	Tennessee St.	6	1
256	H	Oakland	6	1
256	H	Oakland	8	0
284	H	Savannah St.	18	0
284	H	Savannah St.	8	0

Mercer

M  
e  
r  
c  
e  
r

M  
e  
r  
c  
e  
r

UNLV

Average RPI Win: 136		WON-LOST RECORD		WINNING PCT. RANK		LAST 10 GAMES		STRENGTH OF SCHEDULE		OPP. STRENGTH OF SCHEDULE		TEAM RPI		ADJ RPI		CONF. RPI		ADJ CONF. RPI	
DIV. I ONLY		27-18-0		.6 79		7-3-0		189		74		102		.52086 100		9		9	
DIV. I NON-CONF.		18-13-0		.58065 95		0-0-0		203		87		116		.50808 116		8		8	
TOTALS		RPI 1-25		RPI 26-50		W-L RECORDS		RPI 51-100		RPI 101-150		RPI 150+							
27-18-0		1-3-0		2-3-0		OVERALL		6-3-0		8-3-0		10-6-0							
17-10-0		1-1-0		2-1-0		HOME		4-2-0		3-1-0		7-5-0							
7-3-0		0-0-0		0-2-0		AWAY		1-0-0		4-1-0		2-0-0							
3-5-0		0-2-0		0-0-0		NEUTRAL		1-1-0		1-1-0		1-1-0							
18-13-0		1-3-0		0-0-0		NON-CONFERENCE		4-2-0		6-2-0		7-6-0							
11-8-0		1-1-0		0-0-0		HOME		3-1-0		2-1-0		5-5-0							
4-0-0		0-0-0		0-0-		AWAY		0-0-0		3-0-0		1-0-0							
3-5-0		0-2-0		0-0-0		NEUTRAL		1-1-0		1-1-0		1-1-0							
9-5-0		0-0-0		2-3-0		CONFERENCE		2-1-0		2-1-0		3-0-0							
6-2-0		0-0-0		2-1-0		HOME		1-1-0		1-0-0		2-0-0							
3-3-0		0-0-0		0-2-0		AWAY		1-0-0		1-1-0		1-0-0							
0-0-0		0-0-0		0-0-0		NEUTRAL		0-0-0		0-0-0		0-0-0							
RPI	S	Opponent		Score		RPI	S	Opponent		Score		RPI	S	Opponent		Score			
12	H	Tennessee		4 3		39	A	BYU		0 16		51	H	Kansas		10 1			
13	H	Washington		13 17		39	H	BYU		0 14		70	H	Mississippi St.		10 9			
15	N	Oregon		4 8		43	A	San Diego St.		0 4		72	N	Wisconsin		3 4			
15	N	Oregon		3 11		43	H	San Diego St.		13 11		79	N	Boise St.		9 0			
						43	H	San Diego St.		11 10		94	H	Ill.-Chicago		2 4			
												96	H	Troy		3 2			
												97	A	Utah		8 4			
												97	H	Utah		9 1			
												97	H	Utah		1 14			
														137 N Fairfield		6 2			
														138 H SIU Edwardsville		0 1			
														146 N Cal St. Northridge		3 4			
														162 H San Diego		5 8			
														162 N San Diego		1 4			
														162 N San Diego		2 0			
														181 H Western Ill.		6 9			
														186 H Nevada		6 9			
														204 H San Jose St.		3 2			
														210 H Southern Utah		4 3			
														213 A Colorado St.		9 8			
														213 H Colorado St.		11 6			
														213 H Colorado St.		10 8			
														216 A UC Riverside		10 2			
														216 H UC Riverside		13 5			
														232 H Bradley		7 1			
														240 H Utah St.		9 14			
														268 H Seattle		8 16			
														268 H Seattle		9 0			
LAST 10 GAMES																			
						213	H	Colorado St.		11 6		39	A	BYU		0 16			
						213	H	Colorado St.		10 8		97	A	Utah		8 4			
						105	H	New Mexico		2 1		43	A	San Diego St.		0 4			
						43	H	San Diego St.		13 11		97	H	Utah		1 14			
						43	H	San Diego St.		11 10		97	H	Utah		9 1			

Non-Div. I Games:

UNLV

Average RPI Win: 166		WON-LOST	WINNING	LAST 10	STRENGTH OF		OPP. STRENGTH	TEAM	ADJ	CONF.	ADJ CONF.
Average RPI Loss: 101		RECORD	PCT. RANK	GAMES	SCHEDULE		OF SCHEDULE	RPI	RPI	RPI	RPI
DIV. I ONLY		32-21-0	.60377	78	7-3-0		146	139	97	.52077	101
DIV. I NON-CONF.		16-10-0	.61538	78	0-0-0		95	162	76	.54296	76
TOTALS		RPI 1-25	RPI 26-50		W-L RECORDS		RPI 51-100		RPI 101-150		RPI 150+
32-21-0		0-1-0	0-3-0		OVERALL		6-7-0		6-6-0		20-4-0
13-3-0		0-0-0	0-0-0		HOME		2-0-0		1-1-0		10-2-0
3-11-0		0-1-0	0-3-0		AWAY		2-2-0		1-3-0		0-2-0
16-7-0		0-0-0	0-0-0		NEUTRAL		2-5-0		4-2-0		10-0-0
16-10-0		0-1-0	0-3-0		NON-CONFERENCE		2-5-0		3-1-0		11-0-0
2-0-0		0-0-0	0-0-0		HOME		0-0-0		0-0-0		2-0-0
1-5-0		0-1-0	0-0-		AWAY		1-1-0		0-0-0		0-0-0
13-5-0		0-0-0	0-0-0		NEUTRAL		1-4-0		3-1-0		9-0-0
16-11-0		0-0-0	0-0-0		CONFERENCE		4-2-0		3-5-0		9-4-0
11-3-0		0-0-0	0-0-0		HOME		2-0-0		1-1-0		8-2-0
2-6-0		0-0-0	0-0-0		AWAY		1-1-0		1-3-0		0-2-0
3-2-0		0-0-0	0-0-0		NEUTRAL		1-1-0		1-1-0		1-0-0
RPI S	Opponent	Score		RPI S	Opponent	Score		RPI S	Opponent	Score	
10 A	Michigan	0	3	29 A	Indiana	0	1	53 A	South Fla.	3	4
				44 A	Jacksonville	0	4	76 N	Jacksonville St.	2	0
				44 A	Jacksonville	0	7	76 N	Jacksonville St.	1	2
								83 A	Michigan St.	8	3
								83 N	Michigan St.	0	3
								84 N	Radford	2	5
								85 H	Miami (OH)	5	3
								85 H	Miami (OH)	8	5
								85 N	Miami (OH)	4	2
								89 N	St. Joseph's	0	2
								98 A	Western Mich.	5	1
								98 A	Western Mich.	7	8
								98 N	Western Mich.	0	9
				LAST 10 GAMES							
				98 N	Western Mich.	0	9	208 H	Buffalo	1	2
				85 N	Miami (OH)	4	2	208 H	Buffalo	2	0
				160 N	Kent St.	2	1	160 H	Kent St.	4	3
				102 N	Ohio	0	4	160 H	Kent St.	10	2
				124 N	Northern Ill.	4	1	155 H	Eastern Mich.	11	3
								189 A	Akron	7	8
								189 A	Akron	8	11
								193 N	Florida A&M	3	0
								193 N	Florida A&M	8	7
								204 N	Maine	9	4
								208 H	Buffalo	1	2
								208 H	Buffalo	2	0

Non-Div. I Games:

Central Mich.

RPI	S	Opponent	Score	
213	N	Colorado St.	8	0
217	H	Bowling Green	10	2
217	H	Bowling Green	7	3
239	N	Columbia	8	0
253	N	Wagner	11	0
255	H	Toledo	9	1
255	H	Toledo	8	0
262	H	Detroit	10	0
262	H	Detroit	11	0

Central Mich.

C  
e  
n  
t  
r  
a  
l  
M  
i  
c  
h  
.

C  
e  
n  
t  
r  
a  
l  
M  
i  
c  
h  
.



**Non-Div. I Games:**

Tie, Loss, Non-Conf, S Site, H Home, A Away, N Neutral Page 145

Average RPI Win:		181	WON-LOST RECORD		WINNING PCT. RANK		LAST 10 GAMES		STRENGTH OF SCHEDULE		OPP. STRENGTH OF SCHEDULE		TEAM RPI		ADJ RPI		CONF. RPI		ADJ CONF. RPI					
DIV. I ONLY			34-18-0		.65385		60		6-4-0		208		157		103		.51746		103		22		22	
DIV. I NON-CONF.			18-12-0		.6		83		0-1-0		209		139		115		.50834		115		22		22	
TOTALS		RPI 1-25		RPI 26-50		W-L RECORDS		RPI 51-100		RPI 101-150		RPI 150+												
34-18-0		0-1-0		1-1-0		OVERALL		2-5-0		8-5-0		23-6-0												
11-7-0		0-0-0		0-0-0		HOME		1-2-0		4-2-0		6-3-0												
11-5-0		0-1-0		0-0-0		AWAY		0-1-0		3-1-0		8-2-0												
12-6-0		0-0-0		1-1-0		NEUTRAL		1-2-0		1-2-0		9-1-0												
18-12-0		0-1-0		1-1-0		NON-CONFERENCE		2-5-0		2-2-0		13-3-0												
3-2-0		0-0-0		0-0-0		HOME		1-2-0		0-0-0		2-0-0												
3-4-0		0-1-0		0-0-		AWAY		0-1-0		1-0-0		2-2-0												
12-6-0		0-0-0		1-1-0		NEUTRAL		1-2-0		1-2-0		9-1-0												
16-6-0		0-0-0		0-0-0		CONFERENCE		0-0-0		6-3-0		10-3-0												
8-5-0		0-0-0		0-0-0		HOME		0-0-0		4-2-0		4-3-0												
8-1-0		0-0-0		0-0-0		AWAY		0-0-0		2-1-0		6-0-0												
0-0-0		0-0-0		0-0-0		NEUTRAL		0-0-0		0-0-0		0-0-0												
RPI	S	Opponent		Score		RPI	S	Opponent		Score		RPI	S	Opponent		Score								
24	A	Louisville		0 5		30	N	Texas Tech		0 4		57	A	Massachusetts		2 3								
						44	N	Jacksonville		3 2		57	H	Massachusetts		2 3								
												82	H	Harvard		1 2								
												82	H	Harvard		5 3								
												85	N	Miami (OH)		3 5								
												92	N	Kennesaw St.		4 5								
												99	N	Mercer		4 1								
														127 H Albany (NY)		7 0								
														127 H Albany (NY)		7 2								
														127 H Albany (NY)		6 4								
														127 H Albany (NY)		7 0								
														127 H Albany (NY)		1 4								
														129 A Binghamton		7 4								
														129 A Binghamton		7 8								
														129 A Binghamton		3 2								
														129 H Binghamton		7 0								
														135 N Quinnipiac		1 2								
														138 N SIU Edwardsville		4 0								
														156 N Robert Morris		2 0								
														159 N Long Island		6 8								
														160 N Kent St.		10 9								
														161 H Bryant		6 5								
														165 A Boston College		3 10								
														165 H Boston College		10 9								
														173 N Central Conn. St.		2 1								
														174 N Wright St.		9 1								
														193 N Florida A&M		7 0								
														204 H Maine		1 6								
														204 H Maine		2 8								
														204 H Maine		3 2								
														209 A Stony Brook		10 1								
														209 A Stony Brook		9 0								
LAST 10 GAMES				LAST 10 GAMES				LAST 10 GAMES				LAST 10 GAMES												
															127 H Albany (NY)		1 3							
															127 H Albany (NY)		1 4							
															129 H Binghamton		7 0							
															220 H UMBC		9 1							
															129 A Binghamton		7 4							
															129 A Binghamton		7 8							
															165 A Boston College		3 10							
															127 H Albany (NY)		7 0							
															127 H Albany (NY)		6 4							

Non-Div. I Games:

Boston U.

B  
O  
S  
T  
O  
N  
U  
.

Boston University.

Boston U.

Average RPI Win: 167		WON-LOST	WINNING	LAST 10	STRENGTH OF		OPP. STRENGTH	TEAM	ADJ		CONF.	ADJ CONF.
Average RPI Loss: 83		RECORD	PCT. RANK	GAMES	SCHEDULE		OF SCHEDULE	RPI	RPI		RPI	RPI
DIV. I ONLY		31-25-0	.55357	113	6-4-0		122	107	100		.51649	104
DIV. I NON-CONF.		17-19-0	.47222	151	0-0-0		148	94	133		.49728	131
TOTALS		RPI 1-25	RPI 26-50		W-L RECORDS		RPI 51-100		RPI 101-150		RPI 150+	
31-25-0		0-4-0	0-2-0		OVERALL		6-12-0		8-4-0		17-3-0	
17-13-0		0-0-0	0-0-0		HOME		4-7-0		2-3-0		11-3-0	
5-8-0		0-2-0	0-2-0		AWAY		2-3-0		3-1-0		0-0-0	
9-4-0		0-2-0	0-0-0		NEUTRAL		0-2-0		3-0-0		6-0-0	
17-19-0		0-4-0	0-0-0		NON-CONFERENCE		0-10-0		5-3-0		12-2-0	
8-12-0		0-0-0	0-0-0		HOME		0-7-0		2-3-0		6-2-0	
0-3-0		0-2-0	0-0-		AWAY		0-1-0		0-0-0		0-0-0	
9-4-0		0-2-0	0-0-0		NEUTRAL		0-2-0		3-0-0		6-0-0	
14-6-0		0-0-0	0-2-0		CONFERENCE		6-2-0		3-1-0		5-1-0	
9-1-0		0-0-0	0-0-0		HOME		4-0-0		0-0-0		5-1-0	
5-5-0		0-0-0	0-2-0		AWAY		2-2-0		3-1-0		0-0-0	
0-0-0		0-0-0	0-0-0		NEUTRAL		0-0-0		0-0-0		0-0-0	
RPI S	Opponent	Score	RPI S	Opponent	Score	RPI S	Opponent	Score	RPI S	Opponent	Score	
1 A	Arizona St.	0 7	44 A	Jacksonville	2 5	53 A	South Fla.	1 8	112 A	Campbell	3 2	
1 A	Arizona St.	1 11	44 A	Jacksonville	0 8	54 N	Virginia Tech	3 10	112 A	Campbell	9 1	
6 N	Florida	0 6				60 H	FIU	2 3	126 H	St. John's (NY)	5 0	
21 N	Oklahoma St.	1 10				60 H	FIU	2 4	127 H	Albany (NY)	2 1	
						62 H	Purdue	2 3	130 H	St. Louis	0 2	
						63 H	Southern Ill.	1 7	135 N	Quinnipiac	5 1	
						66 H	Iowa	9 11	136 H	UT Martin	0 1	
						69 H	Lipscomb	14 0	142 A	North Florida	0 2	
						69 H	Lipscomb	5 1	142 A	North Florida	5 2	
						71 N	North Carolina St.	2 8	144 N	Creighton	8 2	
						80 H	South Carolina	0 2	145 N	Marshall	1 0	
						83 H	Michigan St.	3 12	149 H	Villanova	2 5	
						92 A	Kennesaw St.	2 0	155 H	Eastern Mich.	3 4	
						92 A	Kennesaw St.	5 6	155 H	Eastern Mich.	0 4	
						95 H	S.C. Upstate	2 0	159 N	Long Island	8 2	
						95 H	S.C. Upstate	3 1	160 N	Kent St.	4 3	
						99 A	Mercer	2 3	171 H	Colgate	4 1	
						99 A	Mercer	7 1	185 H	Stetson	1 0	
									185 H	Stetson	7 0	
									190 H	Dartmouth	6 2	
									190 N	Dartmouth	6 0	
									208 H	Buffalo	4 0	
									222 N	Winthrop	4 2	
									225 H	East Tenn. St.	8 0	
									225 H	East Tenn. St.	9 1	
									227 N	Howard	3 2	
									233 H	Georgetown	10 0	
			LAST 10 GAMES									
			185 H	Stetson	7 0	44 A	Jacksonville	0 8				
			185 H	Stetson	1 0	247 H	Belmont	4 7				
			142 A	North Florida	0 2	247 H	Belmont	6 0				
			142 A	North Florida	5 2	69 H	Lipscomb	5 1				
			44 A	Jacksonville	2 5	69 H	Lipscomb	14 0				

Non-Div. I Games:

Fla. Gulf Coast

RPI	S	Opponent	Score	
247	H	Belmont	6	0
247	H	Belmont	4	7
261	H	St. Francis (PA)	12	0
261	H	St. Francis (PA)	9	1
273	N	Weber St.	6	4

Fla. Gulf Coast

F  
l  
a  
.  
G  
u  
l  
f  
C  
o  
a  
s  
t

F  
l  
a  
.  
G  
u  
l  
f  
C  
o  
a  
s  
t

Average RPI Win:	168	WON-LOST RECORD	WINNING PCT. RANK	LAST 10 GAMES	STRENGTH OF SCHEDULE	OPP. STRENGTH OF SCHEDULE	TEAM RPI	ADJ RPI	CONF. RPI	ADJ CONF. RPI					
DIV. I ONLY		19-26-0	.42222	189	2-8-0	55	69	108	.51644	105	9	9			
DIV. I NON-CONF.		14-16-0	.46667	152	0-0-0	44	58	83	.53348	81	8	8			
<hr/>															
TOTALS	RPI 1-25	RPI 26-50		W-L RECORDS		RPI 51-100		RPI 101-150		RPI 150+					
19-26-0	0-8-0	3-9-0		OVERALL		3-6-0		0-0-0		13-3-0					
9-8-0	0-3-0	1-3-0		HOME		1-2-0		0-0-0		7-0-0					
5-14-0	0-3-0	1-5-0		AWAY		0-3-0		0-0-0		4-3-0					
5-4-0	0-2-0	1-1-0		NEUTRAL		2-1-0		0-0-0		2-0-0					
14-16-0	0-8-0	2-4-0		NON-CONFERENCE		2-1-0		0-0-0		10-3-0					
6-4-0	0-3-0	0-1-0		HOME		0-0-0		0-0-0		6-0-0					
3-8-0	0-3-0	1-0-		AWAY		0-0-0		0-0-0		2-3-0					
5-4-0	0-2-0	1-1-0		NEUTRAL		2-1-0		0-0-0		2-0-0					
5-10-0	0-0-0	1-5-0		CONFERENCE		1-5-0		0-0-0		3-0-0					
3-4-0	0-0-0	1-2-0		HOME		1-2-0		0-0-0		1-0-0					
2-6-0	0-0-0	0-3-0		AWAY		0-3-0		0-0-0		2-0-0					
0-0-0	0-0-0	0-0-0		NEUTRAL		0-0-0		0-0-0		0-0-0					
RPI	S	Opponent	Score	RPI	S	Opponent	Score	RPI	S	Opponent	Score	RPI	S	Opponent	Score
3	N	Texas	2 3	30	A	Texas Tech	3 5	52	N	Pacific	4 15	165	N	Boston College	6 5
11	A	Baylor	0 4	30	A	Texas Tech	6 9	60	N	FIU	9 4	165	N	Boston College	4 1
11	A	Baylor	2 7	32	N	DePaul	4 1	60	N	FIU	10 2	186	A	Nevada	5 12
11	A	Baylor	1 3	35	N	La.-Lafayette	4 8	97	A	Utah	0 8	187	A	UTEP	3 10
13	H	Washington	3 12	39	A	BYU	3 11	97	A	Utah	9 12	187	A	UTEP	10 4
13	H	Washington	2 11	39	H	BYU	3 8	97	H	Utah	2 5	204	A	San Jose St.	10 0
13	H	Washington	4 7	39	H	BYU	3 2	100	A	UNLV	1 2	204	A	San Jose St.	1 3
17	N	Notre Dame	0 5	43	A	San Diego St.	1 2	100	H	UNLV	1 3	213	A	Colorado St.	19 6
				43	A	San Diego St.	3 6	100	H	UNLV	2 1	213	A	Colorado St.	13 5
				43	H	San Diego St.	0 8					213	H	Colorado St.	13 7
				50	A	New Mexico St.	3 2					248	H	Northern Colo.	11 3
				50	H	New Mexico St.	0 6					248	H	Northern Colo.	11 8
												248	H	Northern Colo.	1 0
												249	H	Utah Valley	8 3
												249	H	Utah Valley	7 2
												249	H	Utah Valley	10 2
				LAST 10 GAMES											
				43	A	San Diego St.	1 2	97	H	Utah	2 5				
				43	A	San Diego St.	3 6	213	H	Colorado St.	13 7				
				100	A	UNLV	1 2	97	A	Utah	9 12				
				39	H	BYU	3 2	97	A	Utah	0 8				
				39	H	BYU	3 8	39	A	BYU	3 11				

Non-Div. I Games:

New Mexico

Average RPI Win:	196	WON-LOST RECORD	WINNING PCT. RANK	LAST 10 GAMES	STRENGTH OF SCHEDULE	OPP. STRENGTH OF SCHEDULE	TEAM RPI	ADJ RPI	CONF. RPI	ADJ CONF. RPI				
DIV. I ONLY		30-25-0	.54545	117	7-3-0	119	131	106	.51597	106	25	25		
DIV. I NON-CONF.		10-18-0	.35714	211	0-1-0	27	4	102	.51649	103	23	23		
<hr/>														
TOTALS	RPI 1-25	RPI 26-50		W-L RECORDS		RPI 51-100		RPI 101-150		RPI 150+				
30-25-0	0-9-0	1-3-0		OVERALL		3-4-0		2-4-0		24-5-0				
6-0-0	0-0-0	0-0-0		HOME		0-0-0		0-0-0		6-0-0				
6-16-0	0-8-0	0-1-0		AWAY		1-0-0		0-3-0		5-4-0				
18-9-0	0-1-0	1-2-0		NEUTRAL		2-4-0		2-1-0		13-1-0				
10-18-0	0-9-0	1-3-0		NON-CONFERENCE		3-4-0		1-1-0		5-1-0				
0-0-0	0-0-0	0-0-0		HOME		0-0-0		0-0-0		0-0-0				
1-9-0	0-8-0	0-0-		AWAY		1-0-0		0-0-0		0-0-0				
9-9-0	0-1-0	1-2-0		NEUTRAL		2-4-0		1-1-0		5-1-0				
20-7-0	0-0-0	0-0-0		CONFERENCE		0-0-0		1-3-0		19-4-0				
6-0-0	0-0-0	0-0-0		HOME		0-0-0		0-0-0		6-0-0				
5-7-0	0-0-0	0-0-0		AWAY		0-0-0		0-3-0		5-4-0				
9-0-0	0-0-0	0-0-0		NEUTRAL		0-0-0		1-0-0		8-0-0				
RPI	S	Opponent	Score		RPI	S	Opponent	Score		RPI	S	Opponent	Score	
2	A	Georgia	4	14	26	N	Syracuse	0	3	71	N	North Carolina St.	2	10
5	A	Missouri	2	11	39	A	BYU	3	6	73	N	Minnesota	1	5
5	A	Missouri	3	4	43	N	San Diego St.	2	3	73	N	Minnesota	0	3
6	A	Florida	0	18	48	N	Memphis	2	0	81	A	Missouri St.	1	0
6	A	Florida	0	9						87	N	Valparaiso	0	8
19	A	Stanford	0	12						90	N	UCF	2	1
20	A	UCLA	0	7						98	N	Western Mich.	12	4
20	A	UCLA	2	15										
23	N	Kentucky	4	5										
					LAST 10 GAMES									
					115	N	UMKC	5	0	276	H	Centenary (LA)	9	0
					210	N	Southern Utah	8	0	39	A	BYU	3	6
					157	N	IPFW	5	0	210	A	Southern Utah	3	4
					276	H	Centenary (LA)	4	0	210	A	Southern Utah	6	7
					276	H	Centenary (LA)	8	0	210	A	Southern Utah	7	1
										245	N	IUPUI	3	1

Non-Div. I Games:

North Dakota St.

RPI	S	Opponent	Score	
245	N	IUPUI	4	1
245	N	IUPUI	7	0
256	N	Oakland	10	2
256	N	Oakland	12	5
256	N	Oakland	2	1
276	H	Centenary (LA)	9	0
276	H	Centenary (LA)	8	0
276	H	Centenary (LA)	4	0

North Dakota St.

N  
o  
r  
t  
h  
D  
a  
k  
o  
t  
a  
S  
t  
.

N  
o  
r  
t  
h  
D  
a  
k  
o  
t  
a  
S  
t  
.



[illegible]

**Non-Div. I Games:**

Ga. Southern

RPI	S	Opponent	Score	
223	H	Furman	1	0
246	H	Mt. St. Mary's	10	1
246	H	Mt. St. Mary's	2	4
247	N	Belmont	11	0
263	A	Western Caro.	1	0
263	A	Western Caro.	6	5
263	A	Western Caro.	12	3

Ga. Southern

G  
a  
.  
S  
o  
u  
t  
h  
e  
r  
n

G  
a  
.  
S  
o  
u  
t  
h  
e  
r  
n

UNI

Average RPI Win:		186	WON-LOST RECORD		WINNING PCT. RANK		LAST 10 GAMES		STRENGTH OF SCHEDULE		OPP. STRENGTH OF SCHEDULE		TEAM RPI		ADJ RPI		CONF. RPI		ADJ CONF. RPI	
DIV. I ONLY			32-25-0		.5614 106		8-2-0		151		123		110		.51404 108		13		13	
DIV. I NON-CONF.			15-13-0		.53571 112		0-0-0		120		132		98		.51941 99		12		12	
TOTALS		RPI 1-25		RPI 26-50		W-L RECORDS		RPI 51-100		RPI 101-150		RPI 150+								
32-25-0		0-3-0		2-6-0		OVERALL		5-10-0		2-5-0		23-1-0								
16-5-0		0-1-0		0-0-0		HOME		3-1-0		1-2-0		12-1-0								
8-13-0		0-2-0		1-4-0		AWAY		1-7-0		0-0-0		6-0-0								
8-7-0		0-0-0		1-2-0		NEUTRAL		1-2-0		1-3-0		5-0-0								
15-13-0		0-3-0		1-4-0		NON-CONFERENCE		2-3-0		0-3-0		12-0-0								
6-1-0		0-1-0		0-0-0		HOME		1-0-0		0-0-0		5-0-0								
2-5-0		0-2-0		0-0-		AWAY		0-1-0		0-0-0		2-0-0								
7-7-0		0-0-0		1-2-0		NEUTRAL		1-2-0		0-3-0		5-0-0								
17-12-0		0-0-0		1-2-0		CONFERENCE		3-7-0		2-2-0		11-1-0								
10-4-0		0-0-0		0-0-0		HOME		2-1-0		1-2-0		7-1-0								
6-8-0		0-0-0		1-2-0		AWAY		1-6-0		0-0-0		4-0-0								
1-0-0		0-0-0		0-0-0		NEUTRAL		0-0-0		1-0-0		0-0-0								
RPI	S	Opponent		Score		RPI	S	Opponent		Score		RPI	S	Opponent		Score				
1	A	Arizona St.		1	6	28	A	Tulsa		1	5	63	H	Southern Ill.		1	0			
5	H	Missouri		2	7	29	N	Indiana		5	1	63	H	Southern Ill.		9	5			
21	A	Oklahoma St.		0	7	33	N	East Carolina		1	4	63	H	Southern Ill.		2	6			
						40	A	Illinois St.		1	0	68	A	Iowa St.		3	11			
						40	A	Illinois St.		4	7	68	H	Iowa St.		4	2			
						40	A	Illinois St.		2	3	73	N	Minnesota		1	8			
						46	A	Chattanooga		3	10	73	N	Minnesota		5	2			
						50	N	New Mexico St.		2	4	73	N	Minnesota		0	1			
												81	A	Missouri St.		5	6			
												81	A	Missouri St.		3	1			
												81	A	Missouri St.		0	2			
												81	A	Missouri St.		2	3			
												86	A	Drake		2	3			
												86	A	Drake		2	3			
												86	A	Drake		0	7			

Non-Div. I Games:

UNI

RPI	S	Opponent	Score	
248	N	Northern Colo.	13	5
254	H	North Dakota	9	1
269	H	South Dakota	8	0
269	H	South Dakota	11	0

Butler

Average RPI Win: 179		WON-LOST RECORD		WINNING PCT. RANK		LAST 10 GAMES		STRENGTH OF SCHEDULE		OPP. STRENGTH OF SCHEDULE		TEAM RPI		ADJ RPI		CONF. RPI		ADJ CONF. RPI					
DIV. I ONLY		32-24-0		.57143		93		6-4-0		136		174		107		.5134		109		15		16	
DIV. I NON-CONF.		14-14-0		.5		128		0-0-0		166		197		145		.49184		142		17		17	
TOTALS		RPI 1-25		RPI 26-50		W-L RECORDS		RPI 51-100		RPI 101-150		RPI 150+											
32-24-0		0-2-0		0-2-0		OVERALL		6-10-0		5-2-0		21-8-0											
9-3-0		0-0-0		0-0-0		HOME		2-1-0		2-1-0		5-1-0											
8-15-0		0-2-0		0-2-0		AWAY		1-5-0		2-1-0		5-5-0											
15-6-0		0-0-0		0-0-0		NEUTRAL		3-4-0		1-0-0		11-2-0											
14-14-0		0-2-0		0-2-0		NON-CONFERENCE		0-6-0		1-0-0		13-4-0											
1-0-0		0-0-0		0-0-0		HOME		0-0-0		0-0-0		1-0-0											
2-10-0		0-2-0		0-0-		AWAY		0-4-0		0-0-0		2-2-0											
11-4-0		0-0-0		0-0-0		NEUTRAL		0-2-0		1-0-0		10-2-0											
18-10-0		0-0-0		0-0-0		CONFERENCE		6-4-0		4-2-0		8-4-0											
8-3-0		0-0-0		0-0-0		HOME		2-1-0		2-1-0		4-1-0											
6-5-0		0-0-0		0-0-0		AWAY		1-1-0		2-1-0		3-3-0											
4-2-0		0-0-0		0-0-0		NEUTRAL		3-2-0		0-0-0		1-0-0											
RPI	S	Opponent		Score		RPI	S	Opponent		Score		RPI	S	Opponent		Score		RPI	S	Opponent		Score	
17	A	Notre Dame		1	6	29	A	Indiana		3	4	63	N	Southern Ill.		0	7	111	H	Cleveland St.		0	6
17	A	Notre Dame		0	5	29	A	Indiana		2	4	69	A	Lipscomb		0	2	111	H	Cleveland St.		2	1
												70	A	Mississippi St.		0	2	111	H	Cleveland St.		3	1
												75	N	Eastern Ill.		0	6	117	A	Loyola (IL)		1	0
												85	A	Miami (OH)		1	7	117	A	Loyola (IL)		0	2
												85	A	Miami (OH)		0	3	117	A	Loyola (IL)		2	1
												87	H	Valparaiso		2	0	121	N	Appalachian St.		5	0
												87	H	Valparaiso		1	7	157	A	IPFW		1	3
												87	H	Valparaiso		2	0	157	A	IPFW		7	10
												87	N	Valparaiso		3	1	169	H	Green Bay		4	0
												87	N	Valparaiso		5	4	169	H	Green Bay		2	0
												94	A	Ill.-Chicago		1	2	169	H	Green Bay		5	4
												94	A	Ill.-Chicago		10	5	171	N	Colgate		3	1
												94	N	Ill.-Chicago		1	2	174	A	Wright St.		2	3
												94	N	Ill.-Chicago		1	0	174	A	Wright St.		4	5
												94	N	Ill.-Chicago		3	5	174	A	Wright St.		5	6
																		174	N	Wright St.		4	0
																		183	N	Louisiana Tech		2	3
																		183	N	Louisiana Tech		5	3
																		188	A	Dayton		2	1
																		188	A	Dayton		4	1
																		189	N	Akron		2	1
																		197	N	Fairleigh Dickinson		2	3
																		204	N	Siena		4	0
																		207	N	Manhattan		3	2
																		230	H	Indiana St.		8	4
																		234	H	Youngstown St.		0	3
LAST 10 GAMES																							
						94	N	Ill.-Chicago		3	5	174	N	Wright St.		4	0						
						94	N	Ill.-Chicago		1	0	117	A	Loyola (IL)		2	1						
						87	N	Valparaiso		5	4	117	A	Loyola (IL)		0	2						
						94	N	Ill.-Chicago		1	2	117	A	Loyola (IL)		1	0						
						87	N	Valparaiso		3	1	174	A	Wright St.		4	5						

Non-Div. I Games:

Butler

RPI	S	Opponent	Score	
234	H	Youngstown St.	4	3
260	N	Hartford	5	4
262	A	Detroit	9	0
262	A	Detroit	8	6
262	A	Detroit	11	1
270	N	Bucknell	5	1
271	N	Rider	9	2
281	N	St. Peter's	10	0
281	N	St. Peter's	10	0

B  
u  
t  
l  
e  
r

B  
u  
t  
l  
e  
r

Butler

Average RPI Win:		170	WON-LOST RECORD		WINNING PCT. RANK		LAST 10 GAMES		STRENGTH OF SCHEDULE		OPP. STRENGTH OF SCHEDULE		TEAM RPI		ADJ RPI		CONF. RPI		ADJ CONF. RPI				
DIV. I ONLY			27-26-0		.50943 138		4-6-0		125		81		112		.51036 110		10		10				
DIV. I NON-CONF.			16-16-0		.5 128		0-0-0		88		91		92		.52101 93		9		10				
TOTALS		RPI 1-25		RPI 26-50		W-L RECORDS		RPI 51-100		RPI 101-150		RPI 150+											
27-26-0		0-9-0		0-3-0		OVERALL		4-8-0		8-2-0		15-4-0											
16-8-0		0-0-0		0-0-0		HOME		2-5-0		4-1-0		10-2-0											
5-11-0		0-5-0		0-3-0		AWAY		0-3-0		3-0-0		2-0-0											
6-7-0		0-4-0		0-0-0		NEUTRAL		2-0-0		1-1-0		3-2-0											
16-16-0		0-9-0		0-0-0		NON-CONFERENCE		3-3-0		3-1-0		10-3-0											
8-4-0		0-0-0		0-0-0		HOME		1-3-0		2-0-0		5-1-0											
2-5-0		0-5-0		0-0-		AWAY		0-0-0		0-0-0		2-0-0											
6-7-0		0-4-0		0-0-0		NEUTRAL		2-0-0		1-1-0		3-2-0											
11-10-0		0-0-0		0-3-0		CONFERENCE		1-5-0		5-1-0		5-1-0											
8-4-0		0-0-0		0-0-0		HOME		1-2-0		2-1-0		5-1-0											
3-6-0		0-0-0		0-3-0		AWAY		0-3-0		3-0-0		0-0-0											
0-0-0		0-0-0		0-0-0		NEUTRAL		0-0-0		0-0-0		0-0-0											
RPI	S	Opponent		Score		RPI	S	Opponent		Score		RPI	S	Opponent		Score		RPI	S	Opponent		Score	
1	A	Arizona St.		0	8	34	A	Long Beach St.		0	5	52	A	Pacific		1	5	123	N	Loyola Marymount		4	9
1	A	Arizona St.		1	9	34	A	Long Beach St.		2	3	52	A	Pacific		2	9	128	H	Western Ky.		3	2
1	A	Arizona St.		3	11	34	A	Long Beach St.		5	6	52	A	Pacific		2	3	128	H	Western Ky.		1	0
7	N	California		1	2							72	H	Wisconsin		4	5	131	A	Cal Poly		12	2
12	N	Tennessee		0	2							72	H	Wisconsin		7	0	131	A	Cal Poly		10	2
19	N	Stanford		2	7							78	N	Oregon St.		3	0	131	A	Cal Poly		5	2
20	A	UCLA		4	10							88	H	Cal St. Fullerton		2	1	139	N	Ohio St.		11	3
20	A	UCLA		2	12							88	H	Cal St. Fullerton		4	5	146	H	Cal St. Northridge		5	4
21	N	Oklahoma St.		1	9							88	H	Cal St. Fullerton		2	3	146	H	Cal St. Northridge		4	2
												97	N	Utah		4	2	146	H	Cal St. Northridge		2	9
												100	H	UNLV		1	2	157	N	IPFW		2	6
												100	H	UNLV		3	9	158	H	UC Davis		4	3
																		158	H	UC Davis		3	2
																		158	H	UC Davis		2	0
																		159	N	Long Island		9	5
																		162	H	San Diego		2	5
																		172	N	Southern Miss.		14	6
																		180	N	Sacramento St.		5	6
																		192	H	Wichita St.		5	1
																		192	H	Wichita St.		4	3
																		216	H	UC Riverside		7	5
																		216	H	UC Riverside		8	11
																		216	H	UC Riverside		3	0
																		227	N	Howard		8	0
																		259	A	Cal St. Bakersfield		5	2
																		259	A	Cal St. Bakersfield		11	1
																		268	H	Seattle		10	0
LAST 10 GAMES																							
						158	H	UC Davis		2	0	52	A	Pacific		2	3	216	H	UC Riverside		3	0
						158	H	UC Davis		3	2	34	A	Long Beach St.		2	3	227	N	Howard		8	0
						158	H	UC Davis		4	3	34	A	Long Beach St.		5	6	259	A	Cal St. Bakersfield		5	2
						52	A	Pacific		2	9	34	A	Long Beach St.		0	5	259	A	Cal St. Bakersfield		11	1
						52	A	Pacific		1	5	146	H	Cal St. Northridge		4	2	268	H	Seattle		10	0

Non-Div. I Games:

UC Santa Barbara

RPI	S	Opponent	Score	
269	H	South Dakota	4	1
269	H	South Dakota	4	1

UC Santa Barbara

U  
C  
S  
a  
n  
t  
a  
B  
a  
r  
b  
a  
r  
a

U  
C  
S  
a  
n  
t  
a  
B  
a  
r  
b  
a  
r  
a



[illegible]

**Non-Div. I Games:**

Cleveland St.

RPI	S	Opponent	Score	
234	H	Youngstown St.	3	1
234	H	Youngstown St.	11	0
245	H	IUPUI	4	2
245	H	IUPUI	11	5
247	N	Belmont	4	1
250	A	Austin Peay	7	0
255	A	Toledo	8	0
255	A	Toledo	11	2
257	N	UNC Wilmington	6	5
262	A	Detroit	7	2
262	A	Detroit	6	4
262	A	Detroit	5	1

Cleveland St.

C  
l  
e  
v  
e  
l  
a  
n  
d  
s  
t  
.

C  
l  
e  
v  
e  
l  
a  
n  
d  
s  
t  
.

Average RPI Win: 176		WON-LOST	WINNING	LAST 10	STRENGTH OF		OPP. STRENGTH	TEAM	ADJ		CONF.	ADJ CONF.
Average RPI Loss: 92		RECORD	PCT. RANK	GAMES	SCHEDULE		OF SCHEDULE	RPI	RPI		RPI	RPI
DIV. I ONLY		32-28-0	.53333	123	4-6-0		126	140	111		.5092	112
DIV. I NON-CONF.		19-17-0	.52778	117	1-2-0		162	176	124		.5005	128
TOTALS		RPI 1-25	RPI 26-50		W-L RECORDS		RPI 51-100		RPI 101-150		RPI 150+	
32-28-0		0-2-0	1-8-0		OVERALL		7-7-0		7-7-0		17-4-0	
14-9-0		0-0-0	1-3-0		HOME		4-1-0		2-4-0		7-1-0	
10-10-0		0-2-0	0-4-0		AWAY		1-3-0		1-1-0		8-0-0	
8-9-0		0-0-0	0-1-0		NEUTRAL		2-3-0		4-2-0		2-3-0	
19-17-0		0-2-0	1-6-0		NON-CONFERENCE		1-1-0		6-4-0		11-4-0	
9-6-0		0-0-0	1-3-0		HOME		1-0-0		2-2-0		5-1-0	
4-4-0		0-2-0	0-0-		AWAY		0-0-0		0-0-0		4-0-0	
6-7-0		0-0-0	0-1-0		NEUTRAL		0-1-0		4-2-0		2-3-0	
13-11-0		0-0-0	0-2-0		CONFERENCE		6-6-0		1-3-0		6-0-0	
5-3-0		0-0-0	0-0-0		HOME		3-1-0		0-2-0		2-0-0	
6-6-0		0-0-0	0-2-0		AWAY		1-3-0		1-1-0		4-0-0	
2-2-0		0-0-0	0-0-0		NEUTRAL		2-2-0		0-0-0		0-0-0	
RPI S	Opponent	Score	RPI S	Opponent	Score	RPI S	Opponent	Score	RPI S	Opponent	Score	
1 A	Arizona St.	4 13	27 A	Auburn	1 3	54 N	Virginia Tech	3 5	104 H	Fla. Gulf Coast	2 3	
2 A	Georgia	0 7	33 A	East Carolina	0 6	65 H	Virginia	7 2	104 H	Fla. Gulf Coast	1 9	
			42 H	North Carolina	7 4	69 A	Lipscomb	5 3	113 H	Col. of Charleston	3 2	
			42 H	North Carolina	1 6	69 A	Lipscomb	1 8	113 H	Col. of Charleston	1 7	
			44 A	Jacksonville	0 1	69 N	Lipscomb	2 7	120 N	McNeese St.	11 1	
			44 A	Jacksonville	1 2	92 H	Kennesaw St.	1 17	137 N	Fairfield	1 2	
			45 H	Longwood	4 5	92 H	Kennesaw St.	8 4	138 H	SIU Edwardsville	6 1	
			45 H	Longwood	1 4	92 N	Kennesaw St.	7 1	138 H	SIU Edwardsville	2 6	
			46 N	Chattanooga	7 9	95 A	S.C. Upstate	0 6	142 A	North Florida	4 3	
						95 A	S.C. Upstate	0 3	142 A	North Florida	6 7	
						99 H	Mercer	3 2	143 N	James Madison	1 3	
						99 H	Mercer	6 3	144 N	Creighton	7 6	
						99 N	Mercer	3 0	147 N	Lehigh	2 1	
						99 N	Mercer	1 2	147 N	Lehigh	11 3	
									153 H	Charleston So.	2 0	
									153 H	Charleston So.	0 2	
									172 N	Southern Miss.	11 10	
									178 N	Towson	0 2	
									181 N	Western Ill.	2 5	
									185 H	Stetson	8 7	
									185 H	Stetson	2 1	
									225 A	East Tenn. St.	7 4	
									225 A	East Tenn. St.	7 1	
									227 N	Howard	15 4	
									229 H	Drexel	10 7	
									247 A	Belmont	8 3	
									247 A	Belmont	12 4	
			LAST 10 GAMES									
			69 N	Lipscomb	2 7	45 H	Longwood	1 4				
			99 N	Mercer	3 0	286 H	N.C. Central	10 0				
			92 N	Kennesaw St.	7 1	95 A	S.C. Upstate	0 3				
			99 N	Mercer	1 2	95 A	S.C. Upstate	0 6				
			45 H	Longwood	4 5	225 A	East Tenn. St.	7 4				

Non-Div. I Games:

Campbell

RPI	S	Opponent	Score	
257	A	UNC Wilmington	4	1
257	A	UNC Wilmington	2	0
273	N	Weber St.	2	7
274	A	Hampton	12	0
274	A	Hampton	16	1
286	H	N.C. Central	8	3
286	H	N.C. Central	10	0
286	H	N.C. Central	11	3

Campbell

C  
a  
m  
p  
b  
e  
l  
l

C  
a  
m  
p  
b  
e  
l  
l

Average RPI Win:	183	WON-LOST RECORD	WINNING PCT. RANK	LAST 10 GAMES	STRENGTH OF SCHEDULE	OPP. STRENGTH OF SCHEDULE	TEAM RPI	ADJ RPI	CONF. RPI	ADJ CONF. RPI					
DIV. I ONLY		37-21-0	.63793	64	6-4-0	225	187	119	.50797	113	16	17			
DIV. I NON-CONF.		21-8-0	.72414	36	0-0-0	247	221	100	.51677	102	16	16			
<hr/>															
TOTALS	RPI 1-25	RPI 26-50		W-L RECORDS		RPI 51-100		RPI 101-150		RPI 150+					
37-21-0	0-2-0	3-1-0		OVERALL		2-1-0		5-8-0		27-9-0					
20-9-0	0-2-0	3-0-0		HOME		1-0-0		2-4-0		14-3-0					
9-9-0	0-0-0	0-0-0		AWAY		0-0-0		1-3-0		8-6-0					
8-3-0	0-0-0	0-1-0		NEUTRAL		1-1-0		2-1-0		5-0-0					
21-8-0	0-2-0	0-0-0		NON-CONFERENCE		2-1-0		2-1-0		17-4-0					
12-5-0	0-2-0	0-0-0		HOME		1-0-0		0-0-0		11-3-0					
5-2-0	0-0-0	0-0-		AWAY		0-0-0		1-1-0		4-1-0					
4-1-0	0-0-0	0-0-0		NEUTRAL		1-1-0		1-0-0		2-0-0					
16-13-0	0-0-0	3-1-0		CONFERENCE		0-0-0		3-7-0		10-5-0					
8-4-0	0-0-0	3-0-0		HOME		0-0-0		2-4-0		3-0-0					
4-7-0	0-0-0	0-0-0		AWAY		0-0-0		0-2-0		4-5-0					
4-2-0	0-0-0	0-1-0		NEUTRAL		0-0-0		1-1-0		3-0-0					
RPI	S	Opponent	Score	RPI	S	Opponent	Score	RPI	S	Opponent	Score				
4	H	Alabama	1 7	46	H	Chattanooga	3 0	68	H	Iowa St.	2 1	101	N	Central Mich.	4 3
17	H	Notre Dame	0 2	46	H	Chattanooga	5 1	84	N	Radford	1 4	107	H	Ga. Southern	5 6
				46	H	Chattanooga	1 0	98	N	Western Mich.	5 3	107	H	Ga. Southern	3 4
				46	N	Chattanooga	2 11					107	H	Ga. Southern	3 0
												112	A	Campbell	7 1
												112	A	Campbell	2 3
												121	A	Appalachian St.	1 7
												121	A	Appalachian St.	1 6
												121	N	Appalachian St.	6 3
												141	H	Elon	0 4
												141	H	Elon	2 5
												141	H	Elon	1 0
												141	N	Elon	5 7
												153	A	Charleston So.	5 3
												153	A	Charleston So.	2 5
												153	H	Charleston So.	4 3
												153	H	Charleston So.	6 3
												164	A	UNC Greensboro	7 0
												164	A	UNC Greensboro	4 5
												164	A	UNC Greensboro	0 4
												164	N	UNC Greensboro	2 0
												178	H	Towson	6 3
												182	A	Coastal Caro.	6 1
												182	H	Coastal Caro.	4 0
												189	H	Akron	3 6
												199	H	Marist	8 1
												201	H	Morehead St.	3 2
				LAST 10 GAMES											
				164	N	UNC Greensboro	2 0	141	N	Elon	5 7	182	A	Coastal Caro.	6 1
				46	N	Chattanooga	2 11	215	A	Samford	4 2	182	H	Coastal Caro.	4 0
				215	N	Samford	8 5	215	A	Samford	3 4	189	H	Akron	3 6
				121	N	Appalachian St.	6 3	215	A	Samford	8 12	199	H	Marist	8 1
				223	N	Furman	4 2	263	H	Western Caro.	3 2	201	H	Morehead St.	3 2

Non-Div. I Games:

Col. of Charleston

RPI	S	Opponent	Score	
204	N	Maine	5	0
215	A	Samford	8	12
215	A	Samford	3	4
215	A	Samford	4	2
215	N	Samford	8	5
221	H	Canisius	3	4
223	A	Furman	6	4
223	A	Furman	3	4
223	A	Furman	7	3
223	N	Furman	4	2
225	H	East Tenn. St.	3	1
229	H	Drexel	2	4
233	H	Georgetown	3	1
233	H	Georgetown	1	0
239	N	Columbia	3	0
263	H	Western Caro.	6	0
263	H	Western Caro.	3	2
263	H	Western Caro.	8	0
288	A	South Carolina St.	12	0
288	A	South Carolina St.	4	1
288	H	South Carolina St.	15	0
288	H	South Carolina St.	8	0

Col. of Charleston

Col. of Charleston

Average RPI Win: 151		WON-LOST	WINNING	LAST 10	STRENGTH OF		OPP. STRENGTH	TEAM	ADJ	CONF.	ADJ CONF.		
Average RPI Loss: 48		RECORD	PCT. RANK	GAMES	SCHEDULE		OF SCHEDULE	RPI	RPI	RPI	RPI		
DIV. I ONLY		13-39-0	.25	257	3-7-0		12	26	125	.50746	114	3	3
DIV. I NON-CONF.		10-16-0	.38462	194	1-2-0		45	119	117	.50881	114	3	3
TOTALS		RPI 1-25	RPI 26-50		W-L RECORDS		RPI 51-100		RPI 101-150		RPI 150+		
13-39-0		2-18-0	0-6-0		OVERALL		2-10-0		2-2-0		7-3-0		
3-12-0		1-5-0	0-3-0		HOME		1-3-0		1-1-0		0-0-0		
1-20-0		0-11-0	0-1-0		AWAY		0-7-0		0-0-0		1-1-0		
9-7-0		1-2-0	0-2-0		NEUTRAL		1-0-0		1-1-0		6-2-0		
10-16-0		1-4-0	0-3-0		NON-CONFERENCE		1-5-0		2-2-0		6-2-0		
1-2-0		0-0-0	0-0-0		HOME		0-1-0		1-1-0		0-0-0		
0-7-0		0-2-0	0-0-		AWAY		0-4-0		0-0-0		0-0-0		
9-7-0		1-2-0	0-2-0		NEUTRAL		1-0-0		1-1-0		6-2-0		
3-23-0		1-14-0	0-3-0		CONFERENCE		1-5-0		0-0-0		1-1-0		
2-10-0		1-5-0	0-3-0		HOME		1-2-0		0-0-0		0-0-0		
1-13-0		0-9-0	0-0-0		AWAY		0-3-0		0-0-0		1-1-0		
0-0-0		0-0-0	0-0-0		NEUTRAL		0-0-0		0-0-0		0-0-0		
RPI S	Opponent	Score	RPI S	Opponent	Score	RPI S	Opponent	Score	RPI S	Opponent	Score		
2 H	Georgia	2 1	27 H	Auburn	1 5	53 A	South Fla.	0 2	115 H	UMKC	1 2		
4 A	Alabama	1 10	27 H	Auburn	0 2	59 A	A&M-Corpus Christi	0 4	116 N	Ball St.	2 3		
4 A	Alabama	0 9	27 H	Auburn	1 9	59 A	A&M-Corpus Christi	4 5	118 H	La.-Monroe	1 0		
4 A	Alabama	3 12	34 N	Long Beach St.	0 11	70 A	Mississippi St.	0 3	123 N	Loyola Marymount	5 2		
5 A	Missouri	0 12	35 A	La.-Lafayette	1 14	70 A	Mississippi St.	5 6	152 A	Ole Miss	7 6		
6 A	Florida	0 4	48 N	Memphis	2 14	70 A	Mississippi St.	0 2	152 A	Ole Miss	3 4		
6 A	Florida	0 8				80 H	South Carolina	3 7	154 N	Sam Houston St.	6 5		
6 A	Florida	1 8				80 H	South Carolina	2 1	154 N	Sam Houston St.	6 9		
10 N	Michigan	0 8				80 H	South Carolina	4 5	167 N	Rutgers	3 4		
12 A	Tennessee	1 11				81 H	Missouri St.	1 2	167 N	Rutgers	5 2		
12 A	Tennessee	0 8				97 N	Utah	8 4	225 N	East Tenn. St.	4 2		
12 A	Tennessee	1 9				100 A	UNLV	2 3	266 N	Rhode Island	8 0		
15 N	Oregon	7 8							272 N	Texas Southern	14 4		
20 N	UCLA	4 3							283 N	Prairie View	16 0		
21 A	Oklahoma St.	0 1											
23 H	Kentucky	2 7											
23 H	Kentucky	0 4											
25 H	LSU	1 10											
25 H	LSU	0 8											
25 H	LSU	0 1											
LAST 10 GAMES													
115 H	UMKC	1 2	2 H	Georgia	2 1								
12 A	Tennessee	1 9	48 N	Memphis	2 14								
12 A	Tennessee	0 8	80 H	South Carolina	4 5								
12 A	Tennessee	1 11	80 H	South Carolina	2 1								
118 H	La.-Monroe	1 0	80 H	South Carolina	3 7								

Non-Div. I Games:

Arkansas





RPI	S	Opponent	Score	
242	N	Southern U.	3	1
243	H	South Dakota St.	7	9
243	H	South Dakota St.	5	1
243	H	South Dakota St.	5	0
245	A	IUPUI	9	0
245	A	IUPUI	8	6
247	N	Belmont	5	6
250	A	Austin Peay	4	5
254	H	North Dakota	4	3
254	H	North Dakota	4	0
256	A	Oakland	5	4
256	A	Oakland	4	2
256	A	Oakland	11	5
269	H	South Dakota	5	3
269	H	South Dakota	2	0
276	A	Centenary (LA)	8	2
276	A	Centenary (LA)	11	2
276	A	Centenary (LA)	6	2

UMKC

U  
M  
K  
C

U  
M  
K  
C



# Ballet.

B  
a  
l  
l  
s  
t  
.  

Ball St.

Average RPI Win:	170	WON-LOST RECORD	WINNING PCT. RANK	LAST 10 GAMES	STRENGTH OF SCHEDULE	OPP. STRENGTH OF SCHEDULE	TEAM RPI	ADJ RPI	CONF. RPI	ADJ CONF. RPI				
DIV. I ONLY		26-26-0	.5	142	4-6-0	93	165	114	.50629	117	15	16		
DIV. I NON-CONF.		8-17-0	.32	223	0-2-0	93	158	187	.46779	186	17	17		
<hr/>														
TOTALS	RPI 1-25	RPI 26-50		W-L RECORDS		RPI 51-100		RPI 101-150		RPI 150+				
26-26-0	0-1-0	0-2-0		OVERALL		5-11-0		5-8-0		16-4-0				
10-6-0	0-0-0	0-0-0		HOME		3-3-0		1-2-0		6-1-0				
8-14-0	0-1-0	0-2-0		AWAY		2-7-0		0-4-0		6-0-0				
8-6-0	0-0-0	0-0-0		NEUTRAL		0-1-0		4-2-0		4-3-0				
8-17-0	0-1-0	0-2-0		NON-CONFERENCE		2-6-0		2-4-0		4-4-0				
1-1-0	0-0-0	0-0-0		HOME		1-0-0		0-0-0		0-1-0				
1-10-0	0-1-0	0-0-		AWAY		1-5-0		0-2-0		0-0-0				
6-6-0	0-0-0	0-0-0		NEUTRAL		0-1-0		2-2-0		4-3-0				
18-9-0	0-0-0	0-0-0		CONFERENCE		3-5-0		3-4-0		12-0-0				
9-5-0	0-0-0	0-0-0		HOME		2-3-0		1-2-0		6-0-0				
7-4-0	0-0-0	0-0-0		AWAY		1-2-0		0-2-0		6-0-0				
2-0-0	0-0-0	0-0-0		NEUTRAL		0-0-0		2-0-0		0-0-0				
RPI	S	Opponent	Score		RPI	S	Opponent	Score		RPI	S	Opponent	Score	
17	A	Notre Dame	0	8	29	A	Indiana	0	2	59	A	A&M-Corpus Christi	1	5
					32	A	DePaul	0	4	59	A	A&M-Corpus Christi	1	9
										62	H	Purdue	4	3
										64	A	Northwestern	0	6
										64	A	Northwestern	3	6
										72	A	Wisconsin	4	0
										72	A	Wisconsin	4	9
										83	N	Michigan St.	3	8
										87	H	Valparaiso	5	4
										87	H	Valparaiso	2	5
										87	H	Valparaiso	0	4
										87	H	Valparaiso	8	0
										94	A	Ill.-Chicago	1	4
										94	A	Ill.-Chicago	0	3
										94	A	Ill.-Chicago	1	0
										94	H	Ill.-Chicago	2	6

**Non-Div. I Games:**

Loyola (IL)

RPI	S	Opponent	Score	
245	H	IUPUI	0	1
253	N	Wagner	3	0
262	A	Detroit	2	0
262	A	Detroit	10	0
262	A	Detroit	4	2
275	N	La Salle	5	2

Loyola (IL)

L  
o  
y  
o  
l  
a  
(  
I  
L  
)

L  
o  
y  
o  
l  
a  
(  
I  
L  
)

Average RPI Win:		157	WON-LOST RECORD		WINNING PCT. RANK	LAST 10 GAMES	STRENGTH OF SCHEDULE		OPP. STRENGTH OF SCHEDULE	TEAM RPI	ADJ RPI	CONF. RPI	ADJ CONF. RPI				
Average RPI Loss:		86															
DIV. I ONLY			27-28-0		.49091	153	2-8-0		108	117	120	.50534	118	7	8		
DIV. I NON-CONF.			17-12-0		.58621	91	2-1-0		199	180	120	.50554	119	10	9		
TOTALS		RPI 1-25		RPI 26-50		W-L RECORDS		RPI 51-100		RPI 101-150		RPI 150+					
27-28-0		0-5-0		0-4-0		OVERALL		8-10-0		6-5-0		13-4-0					
15-8-0		0-0-0		0-3-0		HOME		4-4-0		4-0-0		7-1-0					
7-13-0		0-2-0		0-1-0		AWAY		4-5-0		1-4-0		2-1-0					
5-7-0		0-3-0		0-0-0		NEUTRAL		0-1-0		1-1-0		4-2-0					
17-12-0		0-5-0		0-1-0		NON-CONFERENCE		1-1-0		3-1-0		13-4-0					
9-2-0		0-0-0		0-0-0		HOME		1-1-0		1-0-0		7-1-0					
3-5-0		0-2-0		0-0-		AWAY		0-0-0		1-1-0		2-1-0					
5-5-0		0-3-0		0-0-0		NEUTRAL		0-0-0		1-0-0		4-2-0					
10-16-0		0-0-0		0-3-0		CONFERENCE		7-9-0		3-4-0		0-0-0					
6-6-0		0-0-0		0-3-0		HOME		3-3-0		3-0-0		0-0-0					
4-8-0		0-0-0		0-0-0		AWAY		4-5-0		0-3-0		0-0-0					
0-2-0		0-0-0		0-0-0		NEUTRAL		0-1-0		0-1-0		0-0-0					
RPI	S	Opponent		Score		RPI	S	Opponent		Score		RPI	S	Opponent		Score	
9	N	Oklahoma		4	14	35	H	La.-Lafayette		0	3	60	H	FIU		2	5
11	A	Baylor		1	2	35	H	La.-Lafayette		0	5	60	H	FIU		8	7
12	A	Tennessee		1	3	35	H	La.-Lafayette		3	12	60	H	FIU		1	0
22	N	Houston		0	1	50	A	New Mexico St.		3	6	61	A	Fla. Atlantic		4	6
22	N	Houston		0	8							61	A	Fla. Atlantic		1	3
												61	A	Fla. Atlantic		7	6
												67	H	South Ala.		2	5
												67	H	South Ala.		1	3
												67	H	South Ala.		11	3
												67	N	South Ala.		2	10
												75	H	Eastern Ill.		2	1
												75	H	Eastern Ill.		0	1
												93	A	North Texas		7	2
												93	A	North Texas		1	8
												93	A	North Texas		1	2
												96	A	Troy		6	5
												96	A	Troy		0	3
												96	A	Troy		7	1
LAST 10 GAMES																	
						128	N	Western Ky.		6	8	277	H	Alcorn St.		6	1
						67	N	South Ala.		2	10	120	A	McNeese St.		3	2
						35	H	La.-Lafayette		0	5	114	A	Arkansas		0	1
						35	H	La.-Lafayette		3	12	128	A	Western Ky.		6	7
						35	H	La.-Lafayette		0	3	128	A	Western Ky.		2	6

Non-Div. I Games:

La.-Monroe

RPI	S	Opponent	Score
285	H	Grambling	8 0

La. -Monroe

I  
o  
n  
a

Iona



RPI	S	Opponent	Score	
221	H	Canisius	5	0
221	H	Canisius	5	1
229	H	Drexel	3	2
229	H	Drexel	7	6
235	A	Army	2	1
238	N	George Washington	0	3
246	N	Mt. St. Mary's	3	4
257	N	UNC Wilmington	7	5
267	N	Morgan St.	3	1
271	A	Rider	2	1
271	A	Rider	6	0
279	H	Lafayette	8	2
279	H	Lafayette	4	0
281	A	St. Peter's	13	0
281	A	St. Peter's	12	2

I  
o  
n  
a

I  
o  
n  
a

Iona

Average RPI Win: 174		WON-LOST	WINNING	LAST 10	STRENGTH OF		OPP. STRENGTH	TEAM	ADJ	CONF.	ADJ CONF.						
Average RPI Loss: 101		RECORD	PCT. RANK	GAMES	SCHEDULE		OF SCHEDULE	RPI	RPI	RPI	RPI						
DIV. I ONLY		31-29-0	.51667	137	7-3-0		115	158	118	.50419	120	14	14				
DIV. I NON-CONF.		10-14-0	.41667	178	0-0-0		106	220	156	.48348	159	14	14				
<hr/>																	
TOTALS		RPI 1-25		RPI 26-50		W-L RECORDS		RPI 51-100		RPI 101-150		RPI 150+					
31-29-0		0-4-0		0-4-0		OVERALL		7-8-0		2-6-0		22-7-0					
13-8-0		0-1-0		0-1-0		HOME		2-1-0		2-2-0		9-3-0					
14-14-0		0-3-0		0-2-0		AWAY		2-4-0		0-3-0		12-2-0					
4-7-0		0-0-0		0-1-0		NEUTRAL		3-3-0		0-1-0		1-2-0					
<hr/>																	
10-14-0		0-4-0		0-4-0		NON-CONFERENCE		0-0-0		0-2-0		10-4-0					
3-3-0		0-1-0		0-1-0		HOME		0-0-0		0-1-0		3-0-0					
6-7-0		0-3-0		0-0-		AWAY		0-0-0		0-0-0		6-2-0					
1-4-0		0-0-0		0-1-0		NEUTRAL		0-0-0		0-1-0		1-2-0					
<hr/>																	
21-15-0		0-0-0		0-0-0		CONFERENCE		7-8-0		2-4-0		12-3-0					
10-5-0		0-0-0		0-0-0		HOME		2-1-0		2-1-0		6-3-0					
8-7-0		0-0-0		0-0-0		AWAY		2-4-0		0-3-0		6-0-0					
3-3-0		0-0-0		0-0-0		NEUTRAL		3-3-0		0-0-0		0-0-0					
<hr/>																	
RPI	S	Opponent		Score		RPI	S	Opponent		Score		RPI	S	Opponent		Score	
11	A	Baylor		2	7	27	A	Auburn		5	7	59	A	A&M-Corpus Christi		1	2
11	A	Baylor		1	8	35	A	La.-Lafayette		4	9	59	A	A&M-Corpus Christi		1	4
25	A	LSU		1	7	35	H	La.-Lafayette		0	4	59	A	A&M-Corpus Christi		5	3
25	H	LSU		2	4	41	N	Illinois		2	11	59	N	A&M-Corpus Christi		1	0
						59	N	A&M-Corpus Christi		6	8	122	H	Texas-Arlington		3	2
						74	A	Texas St.		2	4	150	A	Northwestern St.		1	3
						74	A	Texas St.		0	1	150	A	Northwestern St.		1	5
						74	A	Texas St.		7	6	150	A	Northwestern St.		2	3
						74	N	Texas St.		1	2	154	H	Sam Houston St.		5	3
						91	H	UTSA		8	7	154	H	Sam Houston St.		5	0
						91	H	UTSA		5	4	154	H	Sam Houston St.		0	3
						91	H	UTSA		0	3	172	N	Southern Miss.		3	4
						91	N	UTSA		4	0	176	A	Houston Baptist		0	1
						91	N	UTSA		2	3	176	A	Houston Baptist		9	0
						91	N	UTSA		7	1	176	H	Houston Baptist		6	5
												181	N	Western Ill.		8	0
												183	A	Louisiana Tech		1	2
												191	A	Southeastern La.		9	3
												191	A	Southeastern La.		11	2
												191	A	Southeastern La.		5	2
194	A	Stephen F. Austin		5	2												
194	A	Stephen F. Austin		8	0												
194	A	Stephen F. Austin		9	0												
						196	H	Nicholls St.		7	2						
						196	H	Nicholls St.		9	1						
						196	H	Nicholls St.		9	1						
						198	H	Central Ark.		5	7						

Non-Div. I Games:

McNeese St.

McNeese St.

[illegible]

**Non-Div. I Games:**

Appalachian St.

RPI	S	Opponent	Score	
223	H	Furman	4	1
223	H	Furman	3	1
226	N	Gardner-Webb	10	0
257	A	UNC Wilmington	1	0
257	A	UNC Wilmington	11	3
263	A	Western Caro.	12	0
263	A	Western Caro.	11	0
263	A	Western Caro.	0	4

Appalachian St.

A  
P  
P  
a  
l  
a  
c  
h  
i  
a  
n  
S  
t  
.

A  
P  
P  
a  
l  
a  
c  
h  
i  
a  
n  
S  
t  
.

Average RPI Win:		166	WON-LOST RECORD		WINNING PCT. RANK		LAST 10 GAMES		STRENGTH OF SCHEDULE		OPP. STRENGTH OF SCHEDULE		TEAM RPI		ADJ RPI		CONF. RPI		ADJ CONF. RPI					
Average RPI Loss:		106																						
DIV. I ONLY			33-25-0		.56897		97		4-6-0		196		125		124		.50334		122		14		14	
DIV. I NON-CONF.			13-11-0		.54167		110		0-1-0		245		131		170		.48094		165		14		14	
TOTALS		RPI 1-25		RPI 26-50		W-L RECORDS		RPI 51-100		RPI 101-150		RPI 150+												
33-25-0		0-4-0		0-1-0		OVERALL		8-7-0		5-6-0		20-7-0												
13-8-0		0-0-0		0-1-0		HOME		5-2-0		2-3-0		6-2-0												
12-12-0		0-4-0		0-0-0		AWAY		3-3-0		1-2-0		8-3-0												
8-5-0		0-0-0		0-0-0		NEUTRAL		0-2-0		2-1-0		6-2-0												
13-11-0		0-4-0		0-1-0		NON-CONFERENCE		0-2-0		3-2-0		10-2-0												
3-3-0		0-0-0		0-1-0		HOME		0-1-0		1-1-0		2-0-0												
2-5-0		0-4-0		0-0-		AWAY		0-1-0		0-0-0		2-0-0												
8-3-0		0-0-0		0-0-0		NEUTRAL		0-0-0		2-1-0		6-2-0												
20-14-0		0-0-0		0-0-0		CONFERENCE		8-5-0		2-4-0		10-5-0												
10-5-0		0-0-0		0-0-0		HOME		5-1-0		1-2-0		4-2-0												
10-7-0		0-0-0		0-0-0		AWAY		3-2-0		1-2-0		6-3-0												
0-2-0		0-0-0		0-0-0		NEUTRAL		0-2-0		0-0-0		0-0-0												
RPI	S	Opponent		Score		RPI	S	Opponent		Score		RPI	S	Opponent		Score		RPI	S	Opponent		Score		
3	A	Texas		0	8	28	H	Tulsa		0	3	59	A	A&M-Corpus Christi		1	6	111	N	Cleveland St.		1	3	
11	A	Baylor		0	5							59	A	A&M-Corpus Christi		0	9	111	N	Cleveland St.		5	1	
14	A	Texas A&M		5	6							59	H	A&M-Corpus Christi		0	2	117	N	Loyola (IL)		4	2	
14	A	Texas A&M		0	4							59	H	A&M-Corpus Christi		3	1	120	A	McNeese St.		0	1	
												59	H	A&M-Corpus Christi		7	0	120	A	McNeese St.		2	3	
												74	H	Texas St.		2	0	120	A	McNeese St.		3	2	
												74	H	Texas St.		2	0	144	H	Creighton		2	1	
												74	H	Texas St.		5	4	144	H	Creighton		2	3	
												74	N	Texas St.		1	6	150	H	Northwestern St.		3	0	
												91	A	UTSA		4	1	150	H	Northwestern St.		1	3	
												91	A	UTSA		11	3	150	H	Northwestern St.		0	3	
												91	A	UTSA		3	2	152	N	Ole Miss		3	0	
												91	N	UTSA		2	4	154	H	Sam Houston St.		0	2	
												93	A	North Texas		2	3	154	H	Sam Houston St.		1	2	
												93	H	North Texas		0	1	154	H	Sam Houston St.		3	2	
																		183	N	Louisiana Tech		6	7	
																		183	N	Louisiana Tech		5	1	
																		187	N	UTEP		1	6	
																		191	A	Southeastern La.		3	0	
																		191	A	Southeastern La.		8	0	
																		191	A	Southeastern La.		1	5	
																		192	N	Wichita St.		4	3	
																		192	N	Wichita St.		5	2	
																		192	N	Wichita St.		8	3	
																		194	A	Stephen F. Austin		11	6	
																		194	A	Stephen F. Austin		2	5	
																		194	A	Stephen F. Austin		3	2	
LAST 10 GAMES																								
91 N UTSA						2	4	93 A North Texas						2	3	192 N Wichita St.						5	2	
74 N Texas St.						1	6	120 A McNeese St.						2	3	192 N Wichita St.						8	3	
59 H A&M-Corpus Christi						0	2	120 A McNeese St.						0	1	194 A Stephen F. Austin						11	6	
59 H A&M-Corpus Christi						3	1	120 A McNeese St.						3	2	194 A Stephen F. Austin						2	5	
59 H A&M-Corpus Christi						7	0	154 H Sam Houston St.						3	2	194 A Stephen F. Austin						3	2	

**Non-Div. I Games:**

Texas-Arlington

Texas-Arlington

Average RPI Win:	198	WON-LOST	WINNING	LAST 10	STRENGTH OF	OPP. STRENGTH	TEAM	ADJ	CONF.	ADJ CONF.	
Average RPI Loss:	90	RECORD	PCT. RANK	GAMES	SCHEDULE	OF SCHEDULE	RPI	RPI	RPI	RPI	
DIV. I ONLY	30-27-0	.52632	131	8-2-0	134	171	123	.5025	123	27	27
DIV. I NON-CONF.	12-20-0	.375	200	0-0-0	35	59	112	.50968	113	26	24
<hr/>											
TOTALS	RPI 1-25	RPI 26-50		W-L RECORDS		RPI 51-100		RPI 101-150		RPI 150+	
30-27-0	0-4-0	0-6-0		OVERALL		3-8-0		2-4-0		25-5-0	
17-6-0	0-0-0	0-1-0		HOME		0-3-0		1-0-0		16-2-0	
7-9-0	0-1-0	0-2-0		AWAY		1-1-0		0-2-0		6-3-0	
6-12-0	0-3-0	0-3-0		NEUTRAL		2-4-0		1-2-0		3-0-0	
<hr/>											
12-20-0	0-4-0	0-6-0		NON-CONFERENCE		3-8-0		2-2-0		7-0-0	
5-4-0	0-0-0	0-1-0		HOME		0-3-0		1-0-0		4-0-0	
2-4-0	0-1-0	0-0-		AWAY		1-1-0		0-0-0		1-0-0	
5-12-0	0-3-0	0-3-0		NEUTRAL		2-4-0		1-2-0		2-0-0	
<hr/>											
18-7-0	0-0-0	0-0-0		CONFERENCE		0-0-0		0-2-0		18-5-0	
12-2-0	0-0-0	0-0-0		HOME		0-0-0		0-0-0		12-2-0	
5-5-0	0-0-0	0-0-0		AWAY		0-0-0		0-2-0		5-3-0	
1-0-0	0-0-0	0-0-0		NEUTRAL		0-0-0		0-0-0		1-0-0	
<hr/>											
RPI S	Opponent	Score		RPI S	Opponent	Score		RPI S	Opponent	Score	
3 N	Texas	0	6	29 N	Indiana	0	1	53 A	South Fla.	11	4
8 N	Arizona	0	6	34 A	Long Beach St.	1	4	60 N	FIU	0	1
12 N	Tennessee	2	7	34 A	Long Beach St.	3	5	72 H	Wisconsin	1	2
20 A	UCLA	4	5	39 N	BYU	0	4	72 H	Wisconsin	3	6
				39 N	BYU	4	10	73 N	Minnesota	2	7
				50 H	New Mexico St.	2	11	73 N	Minnesota	6	5
								79 N	Boise St.	4	3
								79 N	Boise St.	1	2
								82 H	Harvard	1	4
								98 N	Western Mich.	3	4
								100 A	UNLV	2	6



RPI	S	Opponent	Score	
259	H	Cal St. Bakersfield	14	5
259	H	Cal St. Bakersfield	10	9
259	H	Cal St. Bakersfield	1	0
259	H	Cal St. Bakersfield	8	0
265	A	Santa Clara	8	0
265	A	Santa Clara	8	2
265	A	Santa Clara	4	1
265	A	Santa Clara	7	3
268	N	Seattle	11	10

Loyola Marymount

L  
o  
y  
o  
l  
a  
M  
a  
r  
y  
m  
o  
u  
n  
t

L  
o  
y  
o  
l  
a  
M  
a  
r  
y  
m  
o  
u  
n  
t

Average RPI Win: 169		WON-LOST	WINNING	LAST 10	STRENGTH OF		OPP. STRENGTH	TEAM	ADJ	CONF.	ADJ CONF.
Average RPI Loss: 92		RECORD	PCT. RANK	GAMES	SCHEDULE		OF SCHEDULE	RPI	RPI	RPI	RPI
DIV. I ONLY		26-27-0	.49057	154	4-6-0		112	115	121	.50204	124
DIV. I NON-CONF.		13-18-0	.41935	177	1-1-0		84	86	123	.50336	122
TOTALS		RPI 1-25	RPI 26-50		W-L RECORDS		RPI 51-100		RPI 101-150		RPI 150+
26-27-0		0-4-0	0-5-0		OVERALL		2-9-0		7-2-0		17-7-0
9-6-0		0-0-0	0-0-0		HOME		0-3-0		4-1-0		5-2-0
11-14-0		0-3-0	0-3-0		AWAY		2-4-0		2-0-0		7-4-0
6-7-0		0-1-0	0-2-0		NEUTRAL		0-2-0		1-1-0		5-1-0
13-18-0		0-4-0	0-5-0		NON-CONFERENCE		1-5-0		3-0-0		9-4-0
2-3-0		0-0-0	0-0-0		HOME		0-3-0		2-0-0		0-0-0
5-10-0		0-3-0	0-0-		AWAY		1-1-0		0-0-0		4-3-0
6-5-0		0-1-0	0-2-0		NEUTRAL		0-1-0		1-0-0		5-1-0
13-9-0		0-0-0	0-0-0		CONFERENCE		1-4-0		4-2-0		8-3-0
7-3-0		0-0-0	0-0-0		HOME		0-0-0		2-1-0		5-2-0
6-4-0		0-0-0	0-0-0		AWAY		1-3-0		2-0-0		3-1-0
0-2-0		0-0-0	0-0-0		NEUTRAL		0-1-0		0-1-0		0-0-0
RPI S	Opponent	Score	RPI S	Opponent	Score	RPI S	Opponent	Score	RPI S	Opponent	Score
3 A	Texas	4 8	28 N	Tulsa	2 3	52 A	Pacific	10 6	101 H	Central Mich.	8 0
3 A	Texas	1 14	28 N	Tulsa	1 6	64 A	Northwestern	2 8	101 H	Central Mich.	2 1
17 A	Notre Dame	1 4	30 A	Texas Tech	3 16	85 A	Miami (OH)	4 1	101 N	Central Mich.	1 4
24 N	Louisville	1 6	30 A	Texas Tech	0 8	85 A	Miami (OH)	0 1	102 H	Ohio	2 7
			32 A	DePaul	1 9	85 N	Miami (OH)	0 2	116 A	Ball St.	6 4
						86 N	Drake	2 7	116 A	Ball St.	13 5
						87 H	Valparaiso	6 17	117 H	Loyola (IL)	4 0
						87 H	Valparaiso	5 8	117 H	Loyola (IL)	14 2
						94 H	Ill.-Chicago	0 7	126 N	St. John's (NY)	10 7
						98 A	Western Mich.	4 6	155 H	Eastern Mich.	8 6
						98 A	Western Mich.	6 7	155 H	Eastern Mich.	1 10
									160 A	Kent St.	7 8
									160 A	Kent St.	19 12
									175 N	Sacred Heart	5 6
									175 N	Sacred Heart	6 5
									180 A	Sacramento St.	8 0
									180 A	Sacramento St.	3 11
									181 A	Western Ill.	1 11
									181 A	Western Ill.	10 7
									186 A	Nevada	1 9
									189 H	Akron	4 3
									189 H	Akron	3 2
									192 N	Wichita St.	3 0
									192 N	Wichita St.	6 4
									208 A	Buffalo	7 0
									208 A	Buffalo	10 9
									213 A	Colorado St.	16 5
			LAST 10 GAMES								
			85 N	Miami (OH)	0 2	85 A	Miami (OH)	0 1			
			101 N	Central Mich.	1 4	32 A	DePaul	1 9			
			116 A	Ball St.	6 4	98 A	Western Mich.	6 7			
			116 A	Ball St.	13 5	98 A	Western Mich.	4 6			
			85 A	Miami (OH)	4 1	117 H	Loyola (IL)	4 0			

Non-Div. I Games:

Northern Ill.

RPI	S	Opponent	Score	
213	A	Colorado St.	19	5
217	H	Bowling Green	4	3
255	H	Toledo	6	7
255	H	Toledo	13	4
258	N	Idaho St.	5	2
265	N	Santa Clara	13	5

Northern Ill.

N  
o  
r  
t  
h  
e  
r  
n  
I  
l  
l  
.

N  
o  
r  
t  
h  
e  
r  
n  
I  
l  
l  
.

Average RPI Win:		170	WON-LOST		WINNING		LAST 10		STRENGTH OF		OPP. STRENGTH		TEAM		ADJ		CONF.		ADJ CONF.				
Average RPI Loss:		75	RECORD		PCT. RANK		GAMES		SCHEDULE		OF SCHEDULE		RPI		RPI		RPI		RPI				
DIV. I ONLY			19-30-0		.38776	205	2-8-0		61		99		130		.50074	125	8		7				
DIV. I NON-CONF.			13-15-0		.46429	154	1-0-0		112		167		126		.50115	126	7		7				
TOTALS		RPI 1-25		RPI 26-50		W-L RECORDS		RPI 51-100		RPI 101-150		RPI 150+											
19-30-0		1-5-0		1-6-0		OVERALL		2-12-0		3-3-0		12-4-0											
6-11-0		0-3-0		0-0-0		HOME		1-3-0		2-3-0		3-2-0											
5-13-0		1-1-0		0-4-0		AWAY		1-7-0		0-0-0		3-1-0											
8-6-0		0-1-0		1-2-0		NEUTRAL		0-2-0		1-0-0		6-1-0											
13-15-0		0-1-0		1-3-0		NON-CONFERENCE		1-7-0		2-2-0		9-2-0											
2-4-0		0-0-0		0-0-0		HOME		0-1-0		1-2-0		1-1-0											
3-5-0		0-0-0		0-0-		AWAY		1-4-0		0-0-0		2-0-0											
8-6-0		0-1-0		1-2-0		NEUTRAL		0-2-0		1-0-0		6-1-0											
6-15-0		1-4-0		0-3-0		CONFERENCE		1-5-0		1-1-0		3-2-0											
4-7-0		0-3-0		0-0-0		HOME		1-2-0		1-1-0		2-1-0											
2-8-0		1-1-0		0-3-0		AWAY		0-3-0		0-0-0		1-1-0											
0-0-0		0-0-0		0-0-0		NEUTRAL		0-0-0		0-0-0		0-0-0											
RPI	S	Opponent		Score		RPI	S	Opponent		Score		RPI	S	Opponent		Score		RPI	S	Opponent		Score	
6	N	Florida		0	9	27	A	Auburn		0	8	53	A	South Fla.		1	2	103	H	Boston U.		0	1
17	H	Notre Dame		0	9	31	N	Maryland		1	3	53	A	South Fla.		2	9	116	N	Ball St.		7	2
17	H	Notre Dame		11	14	32	A	DePaul		1	2	53	A	South Fla.		0	8	135	H	Quinnipiac		3	7
17	H	Notre Dame		4	8	32	A	DePaul		2	4	55	A	Hofstra		0	7	137	H	Fairfield		12	0
24	A	Louisville		1	2	32	A	DePaul		1	9	55	A	Hofstra		1	4	148	H	Providence		10	0
24	A	Louisville		5	1	44	N	Jacksonville		3	2	57	H	Massachusetts		0	2	148	H	Providence		3	4
						44	N	Jacksonville		0	10	58	H	Pittsburgh		2	5	160	N	Kent St.		14	5
												58	H	Pittsburgh		7	11	161	H	Bryant		7	3
												58	H	Pittsburgh		9	3	165	H	Boston College		6	9
												61	A	Fla. Atlantic		0	3	167	H	Rutgers		8	0
												84	N	Radford		0	8	167	H	Rutgers		7	13
												85	N	Miami (OH)		2	3	167	H	Rutgers		8	5
												99	A	Mercer		4	3	189	N	Akron		9	4
												99	A	Mercer		0	4	213	N	Colorado St.		17	4
																		233	A	Georgetown		3	5
																		233	A	Georgetown		14	6
																		239	N	Columbia		1	0
																		239	N	Columbia		2	4
																		260	A	Hartford		8	5
																		266	A	Rhode Island		11	7
																		275	N	La Salle		4	0
																		278	N	Alabama St.		11	6
LAST 10 GAMES																							
17	H	Notre Dame		11	14	32	A	DePaul		2	4												
17	H	Notre Dame		0	9	148	H	Providence		10	0												
17	H	Notre Dame		4	8	148	H	Providence		3	4												
32	A	DePaul		1	2	161	H	Bryant		7	3												
32	A	DePaul		1	9	53	A	South Fla.		0	8												

[illegible]

**Non-Div. I Games:**

St. John's (NY)

RPI	S	Opponent	Score	
261	N	St. Francis (PA)	11	3

St. John's (NY)

S  
t  
.  
J  
o  
h  
n  
'  
s  
(  
N  
Y  
)

S  
t  
.  
J  
o  
h  
n  
'  
s  
(  
N  
Y  
)

Average RPI Win:	190	WON-LOST RECORD	WINNING PCT. RANK	LAST 10 GAMES	STRENGTH OF SCHEDULE	OPP. STRENGTH OF SCHEDULE	TEAM RPI	ADJ RPI	CONF. RPI	ADJ CONF. RPI	
Average RPI Loss:	154										
DIV. I ONLY	28-21-0	.57143	93	7-3-0	159	229	122	.49899	127	22	22
DIV. I NON-CONF.	11-17-0	.39286	192	1-0-0	161	239	200	.45691	202	22	22
<hr/>											
TOTALS	RPI 1-25	RPI 26-50		W-L RECORDS		RPI 51-100		RPI 101-150		RPI 150+	
28-21-0	0-0-0	0-0-0		OVERALL		0-4-0		5-5-0		23-12-0	
13-2-0	0-0-0	0-0-0		HOME		0-0-0		0-0-0		13-2-0	
9-10-0	0-0-0	0-0-0		AWAY		0-0-0		4-5-0		5-5-0	
6-9-0	0-0-0	0-0-0		NEUTRAL		0-4-0		1-0-0		5-5-0	
11-17-0	0-0-0	0-0-0		NON-CONFERENCE		0-4-0		0-1-0		11-12-0	
4-2-0	0-0-0	0-0-0		HOME		0-0-0		0-0-0		4-2-0	
2-6-0	0-0-0	0-0-		AWAY		0-0-0		0-1-0		2-5-0	
5-9-0	0-0-0	0-0-0		NEUTRAL		0-4-0		0-0-0		5-5-0	
17-4-0	0-0-0	0-0-0		CONFERENCE		0-0-0		5-4-0		12-0-0	
9-0-0	0-0-0	0-0-0		HOME		0-0-0		0-0-0		9-0-0	
7-4-0	0-0-0	0-0-0		AWAY		0-0-0		4-4-0		3-0-0	
1-0-0	0-0-0	0-0-0		NEUTRAL		0-0-0		1-0-0		0-0-0	
RPI	S	Opponent	Score	RPI	S	Opponent	Score	RPI	S	Opponent	Score
						63 N Southern Ill.	4 5	103 A Boston U.			4 1
						66 N Iowa	1 2	103 A Boston U.			2 7
						79 N Boise St.	1 8	103 A Boston U.			4 6
						79 N Boise St.	3 6	103 A Boston U.			0 7
								103 A Boston U.			3 1
								104 A Fla. Gulf Coast			1 2
								129 A Binghamton			4 3
								129 A Binghamton			3 4
								129 A Binghamton			8 0
								129 N Binghamton			2 1
								155 N Eastern Mich.			5 4
								158 N UC Davis			0 2
								161 A Bryant			2 5
								161 A Bryant			0 8
								168 H Cornell			13 1
								168 H Cornell			7 0
								168 N Cornell			3 2
								170 N Monmouth			3 1
								170 N Monmouth			1 9
								171 H Colgate			8 0
								171 H Colgate			1 7
								171 N Colgate			1 0
				LAST 10 GAMES				171 N Colgate			1 0
				103 A Boston U.	3 1	209 H Stony Brook	5 2	195 A Delaware St.			0 2
				103 A Boston U.	4 1	103 A Boston U.	0 7	204 A Maine			12 7
				129 N Binghamton	2 1	103 A Boston U.	4 6	204 A Siena			2 0
				209 H Stony Brook	6 4	103 A Boston U.	2 7	204 A Siena			5 1
				209 H Stony Brook	7 0	204 A Siena	2 0	204 A Maine			2 1

Non-Div. I Games:

Albany (NY)

RPI	S	Opponent	Score	
204	A	Maine	3	1
204	H	Siena	1	2
204	H	Siena	7	3
204	N	San Jose St.	2	3
209	H	Stony Brook	7	0
209	H	Stony Brook	5	2
209	H	Stony Brook	6	4
218	A	George Mason	0	6
220	H	UMBC	10	2
220	H	UMBC	3	0
220	H	UMBC	9	0
227	N	Howard	1	8
260	H	Hartford	8	0
260	H	Hartford	7	0
260	H	Hartford	5	3
261	N	St. Francis (PA)	1	2
265	A	Santa Clara	3	4
267	N	Morgan St.	3	0

Albany (NY)

A  
l  
b  
a  
n  
y  
(  
N  
Y  
)

A  
l  
b  
a  
n  
y  
(  
N  
Y  
)



Average RPI Win:		167	WON-LOST RECORD		WINNING PCT. RANK		LAST 10 GAMES		STRENGTH OF SCHEDULE		OPP. STRENGTH OF SCHEDULE		TEAM RPI		ADJ RPI		CONF. RPI		ADJ CONF. RPI	
DIV. I ONLY			30-29-0		.50847 141		4-6-0		188		86		137		.49671 128		7		8	
DIV. I NON-CONF.			20-12-0		.625 71		1-1-0		267		134		149		.49187 141		10		9	
TOTALS		RPI 1-25		RPI 26-50		W-L RECORDS		RPI 51-100		RPI 101-150		RPI 150+								
30-29-0		1-3-0		0-3-0		OVERALL		4-15-0		8-3-0		17-5-0								
13-7-0		0-0-0		0-0-0		HOME		3-3-0		7-0-0		3-4-0								
5-19-0		0-2-0		0-3-0		AWAY		1-10-0		0-3-0		4-1-0								
12-3-0		1-1-0		0-0-0		NEUTRAL		0-2-0		1-0-0		10-0-0								
20-12-0		1-3-0		0-0-0		NON-CONFERENCE		0-2-0		2-2-0		17-5-0								
5-4-0		0-0-0		0-0-0		HOME		0-0-0		2-0-0		3-4-0								
4-7-0		0-2-0		0-0-		AWAY		0-2-0		0-2-0		4-1-0								
11-1-0		1-1-0		0-0-0		NEUTRAL		0-0-0		0-0-0		10-0-0								
10-17-0		0-0-0		0-3-0		CONFERENCE		4-13-0		6-1-0		0-0-0								
8-3-0		0-0-0		0-0-0		HOME		3-3-0		5-0-0		0-0-0								
1-12-0		0-0-0		0-3-0		AWAY		1-8-0		0-1-0		0-0-0								
1-2-0		0-0-0		0-0-0		NEUTRAL		0-2-0		1-0-0		0-0-0								
RPI	S	Opponent		Score		RPI	S	Opponent		Score		RPI	S	Opponent		Score				
10	N	Michigan		3	2	35	A	La.-Lafayette		2	3	60	A	UC Santa Barbara		2	3			
10	N	Michigan		1	7	35	A	La.-Lafayette		0	10	60	A	UC Santa Barbara		0	1			
24	A	Louisville		2	6	35	A	La.-Lafayette		2	10	60	A	FIU		2	13			
24	A	Louisville		2	3							61	H	Fla. Atlantic		2	3			
												61	H	Fla. Atlantic		3	7			
												61	H	Fla. Atlantic		6	3			
												61	N	Fla. Atlantic		3	4			
												67	A	South Ala.		3	11			
												67	A	South Ala.		0	8			
												67	A	South Ala.		1	17			
												69	A	Lipscomb		5	9			
												69	A	Lipscomb		2	3			
												93	H	North Texas		7	11			
												93	H	North Texas		5	3			
												93	H	North Texas		2	1			
												96	A	Troy		6	7			
												96	A	Troy		0	1			
												96	A	Troy		0	9			
												96	N	Troy		2	7			
LAST 10 GAMES																				
						96	N	Troy		2	7	179	A	Murray St.		8	2			
						118	N	La.-Monroe		8	6	179	A	Murray St.		0	7			
						61	N	Fla. Atlantic		3	4	140	A	Middle Tenn.		2	3			
						140	H	Middle Tenn.		4	1	35	A	La.-Lafayette		0	10			
						140	H	Middle Tenn.		5	4	35	A	La.-Lafayette		2	10			
												247	H	Belmont		9	1			
												247	H	Belmont		3	1			

**Non-Div. I Games:**

Western Ky.

Western Ky.

Average RPI Win:	196	WON-LOST RECORD	WINNING PCT. RANK	LAST 10 GAMES	STRENGTH OF SCHEDULE	OPP. STRENGTH OF SCHEDULE	TEAM RPI	ADJ RPI	CONF. RPI	ADJ CONF. RPI			
DIV. I ONLY		23-23-0	.5	142	3-7-0	130	206	134	.49664	129	22	22	
DIV. I NON-CONF.		12-14-0	.46154	155	0-1-0	108	201	130	.50002	129	22	22	
<hr/>													
TOTALS	RPI 1-25	RPI 26-50		W-L RECORDS		RPI 51-100		RPI 101-150		RPI 150+			
23-23-0	0-0-0	1-5-0		OVERALL		0-0-0		4-11-0		18-7-0			
8-5-0	0-0-0	0-0-0		HOME		0-0-0		2-4-0		6-1-0			
9-13-0	0-0-0	1-5-0		AWAY		0-0-0		0-2-0		8-6-0			
6-5-0	0-0-0	0-0-0		NEUTRAL		0-0-0		2-5-0		4-0-0			
12-14-0	0-0-0	1-5-0		NON-CONFERENCE		0-0-0		2-5-0		9-4-0			
4-1-0	0-0-0	0-0-0		HOME		0-0-0		0-0-0		4-1-0			
3-9-0	0-0-0	1-0-		AWAY		0-0-0		0-1-0		2-3-0			
5-4-0	0-0-0	0-0-0		NEUTRAL		0-0-0		2-4-0		3-0-0			
11-9-0	0-0-0	0-0-0		CONFERENCE		0-0-0		2-6-0		9-3-0			
4-4-0	0-0-0	0-0-0		HOME		0-0-0		2-4-0		2-0-0			
6-4-0	0-0-0	0-0-0		AWAY		0-0-0		0-1-0		6-3-0			
1-1-0	0-0-0	0-0-0		NEUTRAL		0-0-0		0-1-0		1-0-0			
RPI	S	Opponent	Score	RPI	S	Opponent	Score	RPI	S	Opponent	Score		
				26	A	Syracuse	0 5			103	A	Boston U.	0 7
				26	A	Syracuse	0 4			103	H	Boston U.	8 7
				31	A	Maryland	2 3			103	H	Boston U.	2 3
				31	A	Maryland	0 5			103	H	Boston U.	4 7
				45	A	Longwood	11 9			126	N	St. John's (NY)	5 3
				45	A	Longwood	0 8			126	N	St. John's (NY)	1 3
										127	H	Albany (NY)	3 4
										127	H	Albany (NY)	4 3
										127	H	Albany (NY)	0 8
										127	N	Albany (NY)	1 2
										141	N	Elon	4 5
										141	N	Elon	2 0
										143	A	James Madison	1 2
										147	N	Lehigh	3 4
										147	N	Lehigh	5 9
										168	N	Cornell	2 1
										171	H	Colgate	4 3
										171	H	Colgate	5 3
										184	H	Niagara	7 2
										184	H	Niagara	4 5
										185	A	Stetson	2 4
				LAST 10 GAMES						204	A	Siena	7 8
				220	N	UMBC	3 2			204	A	Siena	6 2
				103	A	Boston U.	0 7			209	A	Stony Brook	9 8
				127	N	Albany (NY)	1 2			209	A	Stony Brook	1 6
				103	H	Boston U.	4 7			209	A	Stony Brook	0 3
				103	H	Boston U.	8 7			26	A	Syracuse	0 4
										209	A	Stony Brook	9 8

**Non-Div. I Games:**

Binghamton

RPI	S	Opponent	Score	
209	A	Stony Brook	1	6
218	A	George Mason	4	5
218	A	George Mason	3	2
220	A	UMBC	10	1
220	A	UMBC	5	7
220	A	UMBC	8	0
220	N	UMBC	3	2
252	N	Tennessee St.	4	2
260	A	Hartford	14	4
260	A	Hartford	13	2
260	A	Hartford	10	2
270	H	Bucknell	5	1
270	N	Bucknell	1	0

Binghamton

B  
i  
n  
g  
h  
a  
m  
t  
o  
n

B  
i  
n  
g  
h  
a  
m  
t  
o  
n

Average RPI Win:	184	WON-LOST	WINNING	LAST 10	STRENGTH OF	OPP. STRENGTH	TEAM	ADJ	CONF.	ADJ CONF.						
Average RPI Loss:	116	RECORD	PCT. RANK	GAMES	SCHEDULE	OF SCHEDULE	RPI	RPI	RPI	RPI						
DIV. I ONLY		29-24-0	.54717	116	3-7-0	178	155	127	.49597	130	20	20				
DIV. I NON-CONF.		19-16-0	.54286	109	2-4-0	139	154	106	.51048	110	19	18				
<hr/>																
TOTALS	RPI 1-25	RPI 26-50		W-L RECORDS		RPI 51-100		RPI 101-150		RPI 150+						
29-24-0	0-3-0	1-2-0		OVERALL		4-6-0		3-5-0		21-8-0						
10-8-0	0-3-0	1-1-0		HOME		1-0-0		0-3-0		8-1-0						
7-11-0	0-0-0	0-1-0		AWAY		0-4-0		2-1-0		5-5-0						
12-5-0	0-0-0	0-0-0		NEUTRAL		3-2-0		1-1-0		8-2-0						
19-16-0	0-3-0	0-1-0		NON-CONFERENCE		4-4-0		3-3-0		12-5-0						
4-4-0	0-3-0	0-0-0		HOME		1-0-0		0-1-0		3-0-0						
3-7-0	0-0-0	0-0-		AWAY		0-2-0		2-1-0		1-3-0						
12-5-0	0-0-0	0-0-0		NEUTRAL		3-2-0		1-1-0		8-2-0						
10-8-0	0-0-0	1-1-0		CONFERENCE		0-2-0		0-2-0		9-3-0						
6-4-0	0-0-0	1-1-0		HOME		0-0-0		0-2-0		5-1-0						
4-4-0	0-0-0	0-0-0		AWAY		0-2-0		0-0-0		4-2-0						
0-0-0	0-0-0	0-0-0		NEUTRAL		0-0-0		0-0-0		0-0-0						
<hr/>																
RPI	S	Opponent	Score		RPI	S	Opponent	Score		RPI	S	Opponent	Score			
5	H	Missouri	0	12	37	H	Fordham	1	3	57	A	Massachusetts	3	4		
5	H	Missouri	1	5	37	H	Fordham	2	0	57	A	Massachusetts	0	4		
5	H	Missouri	4	7	43	A	San Diego St.	0	6	63	A	Southern Ill.	2	3		
										63	A	Southern Ill.	1	5		
										69	N	Lipscomb	3	1		
										81	H	Missouri St.	7	6		
										82	N	Harvard	5	3		
										82	N	Harvard	1	2		
										83	N	Michigan St.	0	9		
										84	N	Radford	1	0		
												104	A	Fla. Gulf Coast	2	0
												115	H	UMKC	6	7
												132	H	Temple	1	9
												132	H	Temple	0	1
												136	N	UT Martin	3	11
												138	A	SIU Edwardsville	0	3
												138	A	SIU Edwardsville	10	2
												149	N	Villanova	5	4
												151	A	Charlotte	5	4
												151	A	Charlotte	6	8
												162	N	San Diego	4	0
												166	A	Southeast Mo. St.	1	5
												166	A	Southeast Mo. St.	3	2
												166	H	Southeast Mo. St.	8	3
												188	H	Dayton	8	0
												188	H	Dayton	0	4
												189	N	Akron	11	4
												191	A	Southeastern La.	8	10
												194	N	Stephen F. Austin	5	1
												196	N	Nicholls St.	3	0
												203	N	Eastern Ky.	8	0
												216	A	UC Riverside	2	9
												224	H	Evansville	3	1
												224	H	Evansville	10	2
												233	N	Georgetown	7	5
												233	N	Georgetown	2	3
												238	A	George Washington	8	0
LAST 10 GAMES																
166	A	Southeast Mo. St.	3	2	138	A	SIU Edwardsville	10	2	224	H	Evansville	3	1		
166	A	Southeast Mo. St.	1	5	132	H	Temple	0	1	224	H	Evansville	10	2		
238	A	George Washington	8	0	132	H	Temple	1	9	233	N	Georgetown	7	5		
238	A	George Washington	0	1	5	H	Missouri	1	5	233	N	Georgetown	2	3		
138	A	SIU Edwardsville	0	3	5	H	Missouri	4	7	238	A	George Washington	8	0		

**Non-Div. I Games:**

St. Louis

St. Louis

Average RPI Win: 148		WON-LOST	WINNING	LAST 10	STRENGTH OF		OPP. STRENGTH	TEAM	ADJ	CONF.	ADJ CONF.
Average RPI Loss: 61		RECORD	PCT. RANK	GAMES	SCHEDULE		OF SCHEDULE	RPI	RPI	RPI	RPI
DIV. I ONLY		11-36-0	.23404	263	5-5-0		19	39	145	.49569	131
DIV. I NON-CONF.		4-22-0	.15385	270	0-0-0		2	1	101	.52064	96
TOTALS		RPI 1-25	RPI 26-50		W-L RECORDS		RPI 51-100		RPI 101-150		RPI 150+
11-36-0		0-15-0	2-5-0		OVERALL		1-7-0		2-7-0		6-2-0
2-13-0		0-3-0	1-3-0		HOME		1-3-0		0-4-0		0-0-0
6-8-0		0-1-0	1-0-0		AWAY		0-3-0		1-2-0		4-2-0
3-15-0		0-11-0	0-2-0		NEUTRAL		0-1-0		1-1-0		2-0-0
4-22-0		0-15-0	1-3-0		NON-CONFERENCE		0-2-0		1-2-0		2-0-0
0-6-0		0-3-0	0-1-0		HOME		0-1-0		0-1-0		0-0-0
1-1-0		0-1-0	1-0-		AWAY		0-0-0		0-0-0		0-0-0
3-15-0		0-11-0	0-2-0		NEUTRAL		0-1-0		1-1-0		2-0-0
7-14-0		0-0-0	1-2-0		CONFERENCE		1-5-0		1-5-0		4-2-0
2-7-0		0-0-0	1-2-0		HOME		1-2-0		0-3-0		0-0-0
5-7-0		0-0-0	0-0-0		AWAY		0-3-0		1-2-0		4-2-0
0-0-0		0-0-0	0-0-0		NEUTRAL		0-0-0		0-0-0		0-0-0
RPI S	Opponent	Score	RPI S	Opponent	Score	RPI S	Opponent	Score	RPI S	Opponent	Score
1 A	Arizona St.	5 6	29 N	Indiana	3 7	52 H	Pacific	4 6	110 H	UC Santa Barbara	2 12
3 N	Texas	0 9	34 H	Long Beach St.	5 4	52 H	Pacific	8 9	110 H	UC Santa Barbara	2 5
7 N	California	0 2	34 H	Long Beach St.	2 3	52 H	Pacific	6 5	110 H	UC Santa Barbara	2 10
8 N	Arizona	0 14	34 H	Long Beach St.	1 7	79 N	Boise St.	5 7	133 N	Portland St.	1 7
9 N	Oklahoma	2 4	39 H	BYU	6 8	88 A	Cal St. Fullerton	8 11	137 H	Fairfield	1 3
11 N	Baylor	2 10	39 N	BYU	0 5	88 A	Cal St. Fullerton	2 3	137 N	Fairfield	6 2
12 N	Tennessee	2 11	43 A	San Diego St.	2 1	88 A	Cal St. Fullerton	0 3	146 A	Cal St. Northridge	1 4
13 N	Washington	3 5				100 H	UNLV	0 3	146 A	Cal St. Northridge	5 7
15 H	Oregon	1 8							146 A	Cal St. Northridge	4 2
17 H	Notre Dame	0 2							158 A	UC Davis	1 9
17 H	Notre Dame	1 4							158 A	UC Davis	6 2
20 N	UCLA	0 4							158 A	UC Davis	5 2
21 N	Oklahoma St.	2 10							216 A	UC Riverside	7 1
22 N	Houston	1 10							216 A	UC Riverside	3 4
25 N	LSU	4 7							216 A	UC Riverside	5 4
									232 N	Bradley	7 1
									240 N	Utah St.	5 2
LAST 10 GAMES											
						52 H	Pacific	6 5	158 A	UC Davis	5 2
						52 H	Pacific	8 9	146 A	Cal St. Northridge	5 7
						52 H	Pacific	4 6	146 A	Cal St. Northridge	1 4
						158 A	UC Davis	6 2	146 A	Cal St. Northridge	4 2
						158 A	UC Davis	1 9	34 H	Long Beach St.	5 4

Non-Div. I Games:

Cal Poly

Average RPI Win:	194	WON-LOST	WINNING	LAST 10	STRENGTH OF	OPP. STRENGTH	TEAM	ADJ	CONF.	ADJ CONF.
Average RPI Loss:	116	RECORD	PCT. RANK	GAMES	SCHEDULE	OF SCHEDULE	RPI	RPI	RPI	RPI

DIV. I ONLY		22-23-0	.48889	156	5-5-0	137	188	140	.49262	132	20	20
DIV. I NON-CONF.		9-15-0	.375	200	0-0-0	87	192	164	.48329	160	19	18
TOTALS		RPI 1-25	RPI 26-50		W-L RECORDS	RPI 51-100		RPI 101-150		RPI 150+		
22-23-0		0-1-0	1-7-0		OVERALL	3-4-0		2-1-0		16-10-0		
5-5-0		0-0-0	0-0-0		HOME	1-3-0		0-0-0		4-2-0		
9-8-0		0-0-0	1-1-0		AWAY	1-0-0		2-0-0		5-7-0		
8-10-0		0-1-0	0-6-0		NEUTRAL	1-1-0		0-1-0		7-1-0		
9-15-0		0-1-0	0-6-0		NON-CONFERENCE	2-1-0		0-1-0		7-6-0		
1-1-0		0-0-0	0-0-0		HOME	0-0-0		0-0-0		1-1-0		
1-4-0		0-0-0	0-0-		AWAY	1-0-0		0-0-0		0-4-0		
7-10-0		0-1-0	0-6-0		NEUTRAL	1-1-0		0-1-0		6-1-0		
13-8-0		0-0-0	1-1-0		CONFERENCE	1-3-0		2-0-0		9-4-0		
4-4-0		0-0-0	0-0-0		HOME	1-3-0		0-0-0		3-1-0		
8-4-0		0-0-0	1-1-0		AWAY	0-0-0		2-0-0		5-3-0		
1-0-0		0-0-0	0-0-0		NEUTRAL	0-0-0		0-0-0		1-0-0		
RPI	S	Opponent	Score	RPI	S	Opponent	Score	RPI	S	Opponent	Score	
5	N	Missouri	7 8	31	N	Maryland	0 1	53	A	South Fla.	8 2	
				35	N	La.-Lafayette	3 18	57	H	Massachusetts	7 1	
				37	A	Fordham	7 4	57	H	Massachusetts	2 12	
				37	A	Fordham	4 6	87	N	Valparaiso	0 4	
				40	N	Illinois St.	1 6	89	H	St. Joseph's	4 12	
				40	N	Illinois St.	4 12	89	H	St. Joseph's	4 5	
				41	N	Illinois	0 12	98	N	Western Mich.	5 3	
				42	N	North Carolina	3 8					
										Loyola (IL)	2 3	
										St. Louis	1 0	
										St. Louis	9 1	
										Charlotte	1 3	
										Charlotte	0 3	
										Bryant	3 2	
										Central Conn. St.	14 6	
										Sacred Heart	2 9	
										Dayton	10 5	
										Dayton	4 13	
										Dayton	9 5	
										Marist	4 12	
										Marist	0 1	
										Delaware	12 0	
										Delaware	5 11	
										UMBC	5 8	
										UMBC	4 12	
										George Washington	3 1	
										George Washington	2 1	
										Columbia	9 1	
										St. Bonaventure	3 4	
										St. Bonaventure	6 3	
				LAST 10 GAMES								
				151	A	Charlotte	1 3	89	H	St. Joseph's	4 12	
				188	N	Dayton	9 5	89	H	St. Joseph's	4 5	
				151	A	Charlotte	0 3	130	A	St. Louis	1 0	
				244	A	St. Bonaventure	6 3	130	A	St. Louis	9 1	
				244	A	St. Bonaventure	3 4	275	A	La Salle	5 0	
										Holy Cross	7 5	
										Detroit	12 6	
										Rhode Island	10 0	
										Rhode Island	2 1	
										La Salle	7 0	

### Non-Div. I Games:

Temple



RPI	S	Opponent	Score	
275	A	La Salle	5	0
279	N	Lafayette	12	2

Temple

T  
e  
m  
p  
l  
e

T  
e  
m  
p  
l  
e

[illegible]

**Non-Div. I Games:**

Portland St.

RPI	S	Opponent	Score	
259	N	Cal St. Bakersfield	6	5
268	A	Seattle	9	6
268	A	Seattle	8	0
268	A	Seattle	10	0
268	A	Seattle	2	0
268	N	Seattle	10	2
273	H	Weber St.	11	0
273	H	Weber St.	6	0
273	H	Weber St.	8	0
273	H	Weber St.	8	0

Portland St.

P  
o  
r  
t  
l  
a  
n  
d  
s  
t  
.

P  
o  
r  
t  
l  
a  
n  
d  
s  
t  
.

Liberty

Liberty

RPI	S	Opponent	Score	
226	A	Gardner-Webb	5	2
226	A	Gardner-Webb	14	3
226	A	Gardner-Webb	11	8
226	N	Gardner-Webb	6	1
226	N	Gardner-Webb	1	0
229	N	Drexel	9	2
231	N	Jackson St.	6	7
246	N	Mt. St. Mary's	2	1
264	H	Norfolk St.	7	1
264	H	Norfolk St.	9	0
274	H	Hampton	16	3
274	H	Hampton	7	2

Liberty

L  
i  
b  
e  
r  
t  
y

L  
i  
b  
e  
r  
t  
y

Average RPI Win:	186	WON-LOST RECORD	WINNING PCT. RANK	LAST 10 GAMES	STRENGTH OF SCHEDULE	OPP. STRENGTH OF SCHEDULE	TEAM RPI	ADJ RPI	CONF. RPI	ADJ CONF. RPI	
Average RPI Loss:	146										
DIV. I ONLY	32-26-0	.55172	114	5-5-0	162	213	128	.49181	135	23	24
DIV. I NON-CONF.	17-18-0	.48571	144	1-2-0	151	207	146	.48776	149	24	26
<hr/>											
TOTALS	RPI 1-25	RPI 26-50		W-L RECORDS	RPI 51-100		RPI 101-150		RPI 150+		
32-26-0	0-0-0	0-3-0		OVERALL	1-5-0		6-4-0		25-14-0		
10-6-0	0-0-0	0-0-0		HOME	0-2-0		1-0-0		9-4-0		
6-10-0	0-0-0	0-2-0		AWAY	0-1-0		1-1-0		5-6-0		
16-10-0	0-0-0	0-1-0		NEUTRAL	1-2-0		4-3-0		11-4-0		
<hr/>											
17-18-0	0-0-0	0-3-0		NON-CONFERENCE	1-5-0		6-4-0		10-6-0		
3-3-0	0-0-0	0-0-0		HOME	0-2-0		1-0-0		2-1-0		
1-6-0	0-0-0	0-0-		AWAY	0-1-0		1-1-0		0-2-0		
13-9-0	0-0-0	0-1-0		NEUTRAL	1-2-0		4-3-0		8-3-0		
<hr/>											
15-8-0	0-0-0	0-0-0		CONFERENCE	0-0-0		0-0-0		15-8-0		
7-3-0	0-0-0	0-0-0		HOME	0-0-0		0-0-0		7-3-0		
5-4-0	0-0-0	0-0-0		AWAY	0-0-0		0-0-0		5-4-0		
3-1-0	0-0-0	0-0-0		NEUTRAL	0-0-0		0-0-0		3-1-0		
<hr/>											
RPI S	Opponent	Score	RPI S	Opponent	Score	RPI S	Opponent	Score	RPI S	Opponent	Score
			31 N	Maryland	1 4	57 A	Massachusetts	0 1	101 N	Central Mich.	0 8
			45 A	Longwood	1 4	60 N	FIU	6 1	103 N	Boston U.	2 1
			45 A	Longwood	4 5	82 H	Harvard	4 7	104 N	Fla. Gulf Coast	1 5
						82 H	Harvard	0 8	116 N	Ball St.	4 0
						89 N	St. Joseph's	5 8	123 N	Loyola Marymount	5 1
						98 N	Western Mich.	3 5	125 A	Connecticut	7 3
									126 N	St. John's (NY)	3 4
									137 A	Fairfield	1 6
									137 H	Fairfield	2 0
									142 N	North Florida	2 0
									156 A	Robert Morris	2 3
									156 A	Robert Morris	1 11
									156 A	Robert Morris	4 3
									159 H	Long Island	6 11
									159 H	Long Island	0 1
									161 A	Bryant	4 2
									161 A	Bryant	6 3
									169 N	Green Bay	2 7
									170 H	Monmouth	2 0
									170 H	Monmouth	4 1
									173 H	Central Conn. St.	8 3
									173 H	Central Conn. St.	5 0
									173 N	Central Conn. St.	8 5
									175 A	Sacred Heart	2 0
									175 A	Sacred Heart	0 8
									175 N	Sacred Heart	3 4
									190 N	Dartmouth	6 5
<hr/>											
			LAST 10 GAMES								
			156 A	Robert Morris	4 3	261 N	St. Francis (PA)	11 3	173 N	Central Conn. St.	8 5
			175 N	Sacred Heart	3 4	261 N	St. Francis (PA)	2 0	175 A	Sacred Heart	2 0
			173 N	Central Conn. St.	8 5	156 A	Robert Morris	2 3	175 A	Sacred Heart	0 8
			57 A	Massachusetts	0 1	156 A	Robert Morris	1 11	175 N	Sacred Heart	3 4
			137 H	Fairfield	2 0	209 A	Stony Brook	3 4			

Non-Div. I Games:

Quinnipiac

RPI	S	Opponent	Score	
197	H	Fairleigh Dickinson	5	3
197	H	Fairleigh Dickinson	3	2
204	N	Maine	1	0
207	H	Manhattan	10	9
207	H	Manhattan	5	2
208	N	Buffalo	7	6
209	A	Stony Brook	0	2
209	A	Stony Brook	3	4
209	N	Stony Brook	8	2
222	N	Winthrop	6	0
235	N	Army	3	5
235	N	Army	6	5
245	N	IUPUI	3	5
246	H	Mt. St. Mary's	6	11
246	H	Mt. St. Mary's	6	2
253	A	Wagner	11	1
253	A	Wagner	3	4
260	H	Hartford	0	1
261	N	St. Francis (PA)	2	0
261	N	St. Francis (PA)	11	3
270	N	Bucknell	5	4
270	N	Bucknell	8	1

Quinnipiac

Q  
u  
i  
n  
n  
i  
p  
i  
a  
c

Q  
u  
i  
n  
n  
i  
p  
i  
a  
c

Average RPI Win:		184	WON-LOST RECORD		WINNING PCT. RANK		LAST 10 GAMES		STRENGTH OF SCHEDULE		OPP. STRENGTH OF SCHEDULE		TEAM RPI		ADJ RPI		CONF. RPI		ADJ CONF. RPI		
DIV. I ONLY			34-24-0		.58621 86		6-4-0		205		177		126		.49179 136		19		19		
DIV. I NON-CONF.			13-12-0		.52 118		0-0-0		225		156		168		.47741 174		21		20		
TOTALS		RPI 1-25		RPI 26-50		W-L RECORDS		RPI 51-100		RPI 101-150		RPI 150+									
34-24-0		0-2-0		0-2-0		OVERALL		2-6-0		8-2-0		24-12-0									
12-4-0		0-0-0		0-0-0		HOME		2-2-0		0-0-0		10-2-0									
11-13-0		0-2-0		0-1-0		AWAY		0-4-0		3-1-0		8-5-0									
11-7-0		0-0-0		0-1-0		NEUTRAL		0-0-0		5-1-0		6-5-0									
13-12-0		0-2-0		0-2-0		NON-CONFERENCE		0-1-0		5-1-0		8-6-0									
0-1-0		0-0-0		0-0-0		HOME		0-1-0		0-0-0		0-0-0									
4-5-0		0-2-0		0-0-		AWAY		0-0-0		1-0-0		3-2-0									
9-6-0		0-0-0		0-1-0		NEUTRAL		0-0-0		4-1-0		5-4-0									
21-12-0		0-0-0		0-0-0		CONFERENCE		2-5-0		3-1-0		16-6-0									
12-3-0		0-0-0		0-0-0		HOME		2-1-0		0-0-0		10-2-0									
7-8-0		0-0-0		0-0-0		AWAY		0-4-0		2-1-0		5-3-0									
2-1-0		0-0-0		0-0-0		NEUTRAL		0-0-0		1-0-0		1-1-0									
RPI	S	Opponent		Score		RPI	S	Opponent		Score		RPI	S	Opponent		Score					
2	A	Georgia		0	6	46	A	Chattanooga		2	8	63	H	Southern Ill.		0	6	104	A	Fla. Gulf Coast	
2	A	Georgia		1	6	46	N	Chattanooga		3	4	75	A	Eastern Ill.		1	2	108	N	UNI	
												75	A	Eastern Ill.		3	9	115	N	UMKC	
												75	A	Eastern Ill.		1	4	126	N	St. John's (NY)	
												75	A	Eastern Ill.		4	5	130	N	St. Louis	
												76	H	Jacksonville St.		1	9	138	A	SIU Edwardsville	
												76	H	Jacksonville St.		8	0	138	A	SIU Edwardsville	
												76	H	Jacksonville St.		3	1	138	A	SIU Edwardsville	
																		138	N	SIU Edwardsville	
																		139	N	Ohio St.	
																		166	A	Southeast Mo. St.	
																		166	A	Southeast Mo. St.	
																		166	H	Southeast Mo. St.	
																		171	N	Colgate	
																		177	H	Tennessee Tech	
																		177	H	Tennessee Tech	
																		177	H	Tennessee Tech	
																		179	H	Murray St.	
																		179	H	Murray St.	
																		179	H	Murray St.	
																		179	N	Murray St.	
																		179	N	Murray St.	
																		190	N	Dartmouth	
																		191	A	Southeastern La.	
																		191	N	Southeastern La.	
																		201	H	Morehead St.	
																		201	H	Morehead St.	
		LAST 10 GAMES																			
						179	N	Murray St.		3	2	177	H	Tennessee Tech		3	2	190	N	Dartmouth	
						138	N	SIU Edwardsville		2	0	177	H	Tennessee Tech		4	5	191	A	Southeastern La.	
						75	A	Eastern Ill.		3	9	138	A	SIU Edwardsville		2	1	191	N	Southeastern La.	
						179	N	Murray St.		2	3	138	A	SIU Edwardsville		5	3	201	H	Morehead St.	
						177	H	Tennessee Tech		1	0	138	A	SIU Edwardsville		2	10	201	H	Morehead St.	

Non-Div. I Games:

UT Martin



RPI	S	Opponent	Score	
201	H	Morehead St.	1	0
203	A	Eastern Ky.	8	7
203	A	Eastern Ky.	4	9
224	A	Evansville	6	7
224	A	Evansville	7	3
224	N	Evansville	5	1
225	N	East Tenn. St.	4	5
231	N	Jackson St.	2	4
245	N	IUPUI	6	0
247	A	Belmont	11	0
247	A	Belmont	8	2
250	A	Austin Peay	2	5
250	H	Austin Peay	6	0
250	H	Austin Peay	6	7
252	A	Tennessee St.	6	3
252	A	Tennessee St.	6	4
252	A	Tennessee St.	12	4
255	N	Toledo	11	2
261	N	St. Francis (PA)	5	2

UT Martin

U  
T  
M  
a  
r  
t  
i  
n

U  
T  
M  
a  
r  
t  
i  
n

Average RPI Win: 205		WON-LOST	WINNING	LAST 10	STRENGTH OF		OPP. STRENGTH	TEAM	ADJ	CONF.	ADJ CONF.
Average RPI Loss: 142		RECORD	PCT. RANK	GAMES	SCHEDULE		OF SCHEDULE	RPI	RPI	RPI	RPI
DIV. I ONLY		31-22-0	.58491	88	5-5-0		219	216	139	.49133	137
DIV. I NON-CONF.		16-17-0	.48485	145	0-1-0		232	193	191	.46662	189
TOTALS		RPI 1-25	RPI 26-50		W-L RECORDS		RPI 51-100		RPI 101-150		RPI 150+
31-22-0	0-1-0	0-1-0		OVERALL		0-3-0		7-7-0		24-10-0	
11-4-0	0-0-0	0-0-0		HOME		0-0-0		1-1-0		10-3-0	
13-9-0	0-0-0	0-1-0		AWAY		0-2-0		2-3-0		11-3-0	
7-9-0	0-1-0	0-0-0		NEUTRAL		0-1-0		4-3-0		3-4-0	
16-17-0	0-1-0	0-1-0		NON-CONFERENCE		0-3-0		5-4-0		11-8-0	
4-3-0	0-0-0	0-0-0		HOME		0-0-0		1-1-0		3-2-0	
6-7-0	0-0-0	0-0-0		AWAY		0-2-0		1-2-0		5-2-0	
6-7-0	0-1-0	0-0-0		NEUTRAL		0-1-0		3-1-0		3-4-0	
15-5-0	0-0-0	0-0-0		CONFERENCE		0-0-0		2-3-0		13-2-0	
7-1-0	0-0-0	0-0-0		HOME		0-0-0		0-0-0		7-1-0	
7-2-0	0-0-0	0-0-0		AWAY		0-0-0		1-1-0		6-1-0	
1-2-0	0-0-0	0-0-0		NEUTRAL		0-0-0		1-2-0		0-0-0	
RPI S	Opponent	Score		RPI S	Opponent	Score		RPI S	Opponent	Score	
15 N	Oregon	1	3	33 A	East Carolina	0	9	57 A	Massachusetts	0	1
								71 A	North Carolina St.	2	7
								100 N	UNLV	2	6
								112 N	Campbell	2	1
								119 A	Iona	3	0
								119 A	Iona	1	3
								119 N	Iona	2	4
								119 N	Iona	0	4
								119 N	Iona	2	1
								125 A	Connecticut	0	12
								131 A	Cal Poly	3	1
								131 N	Cal Poly	2	6
								135 A	Quinnipiac	0	2
								135 H	Quinnipiac	6	1
								143 N	James Madison	2	1
								147 N	Lehigh	12	11
								148 H	Providence	0	2
								153 N	Charleston So.	4	2
								173 H	Central Conn. St.	7	1
								173 H	Central Conn. St.	3	4
								175 A	Sacred Heart	0	3
								175 H	Sacred Heart	0	5
								178 N	Towson	1	2
								178 N	Towson	10	11
								184 H	Niagara	4	3
								184 H	Niagara	3	0
								199 A	Marist	3	2
								199 A	Marist	0	1
								199 A	Marist	4	1
								204 A	Siena	5	3
				LAST 10 GAMES							
				119 N	Iona	2	4	199 A	Marist	0	1
				119 N	Iona	0	4	184 H	Niagara	4	3
				199 A	Marist	3	2	184 H	Niagara	3	0
				119 N	Iona	2	1	135 A	Quinnipiac	0	2
				199 A	Marist	4	1	207 H	Manhattan	3	4

Non-Div. I Games:

Fairfield

RPI	S	Opponent	Score	
204	A	Siena	4	3
204	N	Maine	6	7
207	H	Manhattan	3	4
207	H	Manhattan	3	1
209	A	Stony Brook	4	5
209	A	Stony Brook	2	1
209	N	Stony Brook	4	1
221	H	Canisius	3	0
221	H	Canisius	4	3
236	A	Yale	8	5
236	A	Yale	11	3
251	N	Holy Cross	1	2
251	N	Holy Cross	11	2
260	H	Hartford	8	0
260	H	Hartford	7	2
266	A	Rhode Island	5	2
266	A	Rhode Island	8	0
271	A	Rider	3	0
271	A	Rider	5	2
281	H	St. Peter's	8	0
281	H	St. Peter's	8	0

Fairfield

F  
a  
i  
r  
f  
i  
e  
l  
d

F  
a  
i  
r  
f  
i  
e  
l  
d

Average RPI Win: 177		WON-LOST	WINNING	LAST 10	STRENGTH OF		OPP. STRENGTH	TEAM	ADJ	CONF.	ADJ CONF.
Average RPI Loss: 109		RECORD	PCT. RANK	GAMES	SCHEDULE		OF SCHEDULE	RPI	RPI	RPI	RPI
DIV. I ONLY		28-30-0	.48276	158	4-6-0		111	163	131	.49122	138
DIV. I NON-CONF.		9-17-0	.34615	215	1-1-0		58	99	143	.49019	145
TOTALS		RPI 1-25	RPI 26-50		W-L RECORDS		RPI 51-100		RPI 101-150		RPI 150+
28-30-0		0-5-0	0-2-0		OVERALL		5-7-0		3-8-0		20-8-0
9-9-0		0-0-0	0-0-0		HOME		2-3-0		2-3-0		5-3-0
16-10-0		0-2-0	0-0-0		AWAY		2-2-0		1-3-0		13-3-0
3-11-0		0-3-0	0-2-0		NEUTRAL		1-2-0		0-2-0		2-2-0
9-17-0		0-5-0	0-2-0		NON-CONFERENCE		3-3-0		2-5-0		4-2-0
1-1-0		0-0-0	0-0-0		HOME		0-0-0		1-1-0		0-0-0
5-7-0		0-2-0	0-0-		AWAY		2-1-0		1-3-0		2-1-0
3-9-0		0-3-0	0-2-0		NEUTRAL		1-2-0		0-1-0		2-1-0
19-13-0		0-0-0	0-0-0		CONFERENCE		2-4-0		1-3-0		16-6-0
8-8-0		0-0-0	0-0-0		HOME		2-3-0		1-2-0		5-3-0
11-3-0		0-0-0	0-0-0		AWAY		0-1-0		0-0-0		11-2-0
0-2-0		0-0-0	0-0-0		NEUTRAL		0-0-0		0-1-0		0-1-0
RPI S	Opponent	Score		RPI S	Opponent	Score		RPI S	Opponent	Score	
5 A	Missouri	0	10	34 N	Long Beach St.	5	13	63 A	Southern Ill.	1	10
12 N	Tennessee	2	12	39 N	BYU	5	10	65 N	Virginia	2	4
20 N	UCLA	2	3					75 A	Eastern Ill.	0	1
23 N	Kentucky	0	2					75 H	Eastern Ill.	5	7
24 A	Louisville	0	10					75 H	Eastern Ill.	0	7
								76 H	Jacksonville St.	0	3
								76 H	Jacksonville St.	7	4
								76 H	Jacksonville St.	9	4
								81 A	Missouri St.	5	1
								85 N	Miami (OH)	3	0
								85 N	Miami (OH)	0	3
								100 A	UNLV	1	0
								166 H	Southeast Mo. St.	11	1
								166 H	Southeast Mo. St.	4	11
								166 H	Southeast Mo. St.	6	8
								166 N	Southeast Mo. St.	3	4
								174 N	Wright St.	2	1
								174 N	Wright St.	2	5
								177 H	Tennessee Tech	6	5
								177 H	Tennessee Tech	4	3
								177 H	Tennessee Tech	2	0
								179 A	Murray St.	11	0
								179 H	Murray St.	6	4
								179 H	Murray St.	0	3
								201 A	Morehead St.	7	2
								201 A	Morehead St.	4	3
								201 A	Morehead St.	7	3
								203 A	Eastern Ky.	6	1
LAST 10 GAMES				LAST 10 GAMES				LAST 10 GAMES			
				136 N	UT Martin	0	2	136 H	UT Martin	1	2
				166 N	Southeast Mo. St.	3	4	136 H	UT Martin	3	5
				250 A	Austin Peay	4	3	136 H	UT Martin	10	2
				250 A	Austin Peay	2	4	5 A	Missouri	0	10
				250 A	Austin Peay	6	2	130 H	St. Louis	3	0

Non-Div. I Games:

SIU Edwardsville

RPI	S	Opponent	Score	
203	A	Eastern Ky.	8	4
203	A	Eastern Ky.	7	5
229	N	Drexel	3	0
230	A	Indiana St.	4	1
247	A	Belmont	1	2
247	A	Belmont	4	3
250	A	Austin Peay	6	2
250	A	Austin Peay	4	3
250	A	Austin Peay	2	4
252	A	Tennessee St.	5	6
252	A	Tennessee St.	6	0
252	A	Tennessee St.	11	0

SIU Edwardsville

S  
I  
U  
E  
d  
w  
a  
r  
d  
s  
v  
i  
l  
l  
eS  
I  
U  
E  
d  
w  
a  
r  
d  
s  
v  
i  
l  
l  
e

Average RPI Win: 132		WON-LOST	WINNING	LAST 10	STRENGTH OF		OPP. STRENGTH	TEAM	ADJ	CONF.	ADJ CONF.
Average RPI Loss: 64		RECORD	PCT. RANK	GAMES	SCHEDULE		OF SCHEDULE	RPI	RPI	RPI	RPI
DIV. I ONLY		14-37-0	.27451	250	2-8-0		26	48	138	.49094	139
DIV. I NON-CONF.		11-20-0	.35484	213	1-1-0		30	96	119	.50298	123
TOTALS		RPI 1-25	RPI 26-50		W-L RECORDS		RPI 51-100		RPI 101-150		RPI 150+
14-37-0		0-7-0	0-12-0		OVERALL		7-12-0		1-4-0		6-2-0
5-11-0		0-0-0	0-4-0		HOME		2-6-0		0-0-0		3-1-0
4-12-0		0-2-0	0-4-0		AWAY		3-5-0		0-1-0		1-0-0
5-14-0		0-5-0	0-4-0		NEUTRAL		2-1-0		1-3-0		2-1-0
11-20-0		0-5-0	0-6-0		NON-CONFERENCE		4-3-0		1-4-0		6-2-0
4-2-0		0-0-0	0-0-0		HOME		1-1-0		0-0-0		3-1-0
2-4-0		0-0-0	0-0-0		AWAY		1-1-0		0-1-0		1-0-0
5-14-0		0-5-0	0-4-0		NEUTRAL		2-1-0		1-3-0		2-1-0
3-17-0		0-2-0	0-6-0		CONFERENCE		3-9-0		0-0-0		0-0-0
1-9-0		0-0-0	0-4-0		HOME		1-5-0		0-0-0		0-0-0
2-8-0		0-2-0	0-2-0		AWAY		2-4-0		0-0-0		0-0-0
0-0-0		0-0-0	0-0-0		NEUTRAL		0-0-0		0-0-0		0-0-0
RPI S	Opponent	Score	RPI S	Opponent	Score	RPI S	Opponent	Score	RPI S	Opponent	Score
10 A	Michigan	1 9	28 A	Tulsa	0 8	58 H	Pittsburgh	2 5	110 N	UC Santa Barbara	3 11
10 A	Michigan	0 8	29 A	Indiana	0 9	58 H	Pittsburgh	4 3	123 A	Loyola Marymount	2 8
14 N	Texas A&M	1 10	29 A	Indiana	2 3	60 A	FIU	2 1	136 N	UT Martin	6 7
16 N	Nebraska	0 10	32 N	DePaul	4 5	62 H	Purdue	8 10	142 N	North Florida	10 1
20 N	UCLA	5 12	39 N	BYU	1 5	62 H	Purdue	0 7	146 N	Cal St. Northridge	1 6
23 N	Kentucky	0 9	41 H	Illinois	4 13	64 A	Northwestern	2 12	162 A	San Diego	4 2
24 N	Louisville	1 9	41 H	Illinois	0 8	64 A	Northwestern	0 14	188 H	Dayton	4 6
			43 A	San Diego St.	2 4	66 H	Iowa	3 5	191 N	Southeastern La.	4 3
			46 N	Chattanooga	7 11	66 H	Iowa	2 7	201 H	Morehead St.	2 1
			47 H	Penn St.	2 10	67 A	South Ala.	5 8	201 H	Morehead St.	6 3
			47 H	Penn St.	3 4	68 N	Iowa St.	8 0	224 N	Evansville	12 4
			48 N	Memphis	3 7	72 A	Wisconsin	0 8	234 H	Youngstown St.	2 1
						72 A	Wisconsin	3 11	254 N	North Dakota	4 7
						73 A	Minnesota	10 0			
						73 A	Minnesota	7 5			
						82 N	Harvard	4 1			
						83 H	Michigan St.	2 12			
						83 H	Michigan St.	1 0			
						86 N	Drake	4 10			
LAST 10 GAMES											
			72 A	Wisconsin	0 8	83 H	Michigan St.	2 12			
			72 A	Wisconsin	3 11	188 H	Dayton	4 6			
			47 H	Penn St.	3 4	10 A	Michigan	0 8			
			47 H	Penn St.	2 10	10 A	Michigan	1 9			
			83 H	Michigan St.	1 0	201 H	Morehead St.	6 3			

Non-Div. I Games:

Ohio St.

Average RPI Win: 116		WON-LOST	WINNING	LAST 10	STRENGTH OF		OPP. STRENGTH	TEAM	ADJ	CONF.	ADJ CONF.
Average RPI Loss: 84		RECORD	PCT. RANK	GAMES	SCHEDULE		OF SCHEDULE	RPI	RPI	RPI	RPI
DIV. I ONLY		18-33-0	.35294	217	4-6-0		70	75	144	.49071	140
DIV. I NON-CONF.		10-15-0	.4	190	1-1-0		137	56	159	.48552	153
TOTALS		RPI 1-25	RPI 26-50		W-L RECORDS		RPI 51-100		RPI 101-150		RPI 150+
18-33-0		0-2-0	0-7-0		OVERALL		10-12-0		3-7-0		5-5-0
14-7-0		0-0-0	0-0-0		HOME		10-5-0		1-0-0		3-2-0
1-17-0		0-0-0	0-7-0		AWAY		0-3-0		0-5-0		1-2-0
3-9-0		0-2-0	0-0-0		NEUTRAL		0-4-0		2-2-0		1-1-0
10-15-0		0-2-0	0-3-0		NON-CONFERENCE		3-3-0		2-2-0		5-5-0
6-2-0		0-0-0	0-0-0		HOME		3-0-0		0-0-0		3-2-0
1-5-0		0-0-0	0-0-		AWAY		0-0-0		0-0-0		1-2-0
3-8-0		0-2-0	0-0-0		NEUTRAL		0-3-0		2-2-0		1-1-0
8-18-0		0-0-0	0-4-0		CONFERENCE		7-9-0		1-5-0		0-0-0
8-5-0		0-0-0	0-0-0		HOME		7-5-0		1-0-0		0-0-0
0-12-0		0-0-0	0-4-0		AWAY		0-3-0		0-5-0		0-0-0
0-1-0		0-0-0	0-0-0		NEUTRAL		0-1-0		0-0-0		0-0-0
RPI S	Opponent	Score	RPI S	Opponent	Score	RPI S	Opponent	Score	RPI S	Opponent	Score
23 N	Kentucky	0 13	27 A	Auburn	0 10	55 N	Hofstra	2 3	107 N	Ga. Southern	5 6
24 N	Louisville	5 10	35 A	La.-Lafayette	0 11	60 A	FIU	2 3	107 N	Ga. Southern	9 7
			35 A	La.-Lafayette	0 8	60 A	FIU	4 6	107 N	Ga. Southern	0 2
			35 A	La.-Lafayette	3 10	60 A	FIU	2 3	118 A	La.-Monroe	8 9
			35 A	La.-Lafayette	1 9	60 N	FIU	4 11	118 A	La.-Monroe	12 15
			49 A	Florida St.	3 10	61 H	Fla. Atlantic	4 0	118 A	La.-Monroe	3 5
			49 A	Florida St.	1 11	61 H	Fla. Atlantic	3 6	128 A	Western Ky.	4 5
						61 H	Fla. Atlantic	0 3	128 A	Western Ky.	1 4
						62 N	Purdue	4 5	128 H	Western Ky.	3 2
						67 H	South Ala.	2 10	145 N	Marshall	3 2
						67 H	South Ala.	3 1	152 A	Ole Miss	0 2
						67 H	South Ala.	0 8	152 A	Ole Miss	2 1
						69 H	Lipscomb	3 1	166 H	Southeast Mo. St.	7 3
						69 H	Lipscomb	4 3	166 H	Southeast Mo. St.	2 3
						76 H	Jacksonville St.	4 2	167 N	Rutgers	0 2
						83 N	Michigan St.	2 12	177 A	Tennessee Tech	0 6
						93 H	North Texas	6 4	179 H	Murray St.	2 3
						93 H	North Texas	5 4	179 H	Murray St.	16 13
						93 H	North Texas	4 1	179 N	Murray St.	16 8
						96 H	Troy	2 4	217 H	Bowling Green	7 5
LAST 10 GAMES											
			60 N	FIU	4 11						
			35 A	La.-Lafayette	3 10						
			128 A	Western Ky.	1 4						
			128 A	Western Ky.	4 5						
			128 H	Western Ky.	3 2						

Non-Div. I Games:

Middle Tenn.

RPI	S	Opponent	Score	
96	H	Troy	4	1
96	H	Troy	2	1
166	H	Southeast Mo. St.	7	3
166	H	Southeast Mo. St.	2	3
96	H	Troy	2	1
96	H	Troy	4	1
96	H	Troy	2	4

M  
i  
d  
d  
l  
e  
T  
e  
n  
n  
.

M  
i  
d  
d  
l  
e  
T  
e  
n  
n  
.



Average RPI Win: 183		WON-LOST	WINNING	LAST 10	STRENGTH OF		OPP. STRENGTH	TEAM	ADJ	CONF.	ADJ CONF.
Average RPI Loss: 123		RECORD	PCT. RANK	GAMES	SCHEDULE		OF SCHEDULE	RPI	RPI	RPI	RPI
DIV. I ONLY		30-24-0	.55556	111	7-3-0		206	180	141	.48982	141
DIV. I NON-CONF.		17-10-0	.62963	68	2-0-0		248	199	135	.49644	132
TOTALS		RPI 1-25	RPI 26-50		W-L RECORDS		RPI 51-100		RPI 101-150		RPI 150+
30-24-0		0-0-0	0-5-0		OVERALL		3-3-0		6-7-0		21-9-0
19-7-0		0-0-0	0-3-0		HOME		2-2-0		2-1-0		15-1-0
7-14-0		0-0-0	0-1-0		AWAY		1-1-0		2-4-0		4-8-0
4-3-0		0-0-0	0-1-0		NEUTRAL		0-0-0		2-2-0		2-0-0
17-10-0		0-0-0	0-1-0		NON-CONFERENCE		3-3-0		1-1-0		13-5-0
11-3-0		0-0-0	0-0-0		HOME		2-2-0		0-0-0		9-1-0
3-6-0		0-0-0	0-0-		AWAY		1-1-0		0-0-0		2-4-0
3-1-0		0-0-0	0-0-0		NEUTRAL		0-0-0		1-1-0		2-0-0
13-14-0		0-0-0	0-4-0		CONFERENCE		0-0-0		5-6-0		8-4-0
8-4-0		0-0-0	0-3-0		HOME		0-0-0		2-1-0		6-0-0
4-8-0		0-0-0	0-0-0		AWAY		0-0-0		2-4-0		2-4-0
1-2-0		0-0-0	0-1-0		NEUTRAL		0-0-0		1-1-0		0-0-0
RPI S	Opponent	Score	RPI S	Opponent	Score	RPI S	Opponent	Score	RPI S	Opponent	Score
			42 A	North Carolina	4 11	71 H	North Carolina St.	2 4	107 H	Ga. Southern	3 2
			46 H	Chattanooga	2 13	71 H	North Carolina St.	1 13	107 H	Ga. Southern	2 1
			46 H	Chattanooga	5 7	80 A	South Carolina	8 1	107 H	Ga. Southern	2 3
			46 H	Chattanooga	1 3	80 A	South Carolina	0 2	113 A	Col. of Charleston	4 0
			46 N	Chattanooga	1 7	84 H	Radford	11 10	113 A	Col. of Charleston	5 2
						84 H	Radford	5 1	113 A	Col. of Charleston	0 1
									113 N	Col. of Charleston	7 5
									121 A	Appalachian St.	1 9
									121 A	Appalachian St.	5 11
									121 A	Appalachian St.	3 4
									121 N	Appalachian St.	5 6
									129 N	Binghamton	0 2
									129 N	Binghamton	5 4
									151 A	Charlotte	1 6
									151 A	Charlotte	0 1
									153 A	Charleston So.	6 4
									153 A	Charleston So.	6 0
									153 A	Charleston So.	4 5
									160 H	Kent St.	4 3
									160 H	Kent St.	3 11
									164 H	UNC Greensboro	1 0
									164 H	UNC Greensboro	7 0
									164 H	UNC Greensboro	15 0
			121 N	Appalachian St.	5 6	164 H	UNC Greensboro	15 0	185 A	Stetson	0 2
			46 N	Chattanooga	1 7	84 H	Radford	11 10	188 H	Dayton	5 0
			113 N	Col. of Charleston	7 5	84 H	Radford	5 1	188 H	Dayton	4 0
			164 H	UNC Greensboro	7 0	223 A	Furman	7 8	200 H	Seton Hall	8 4
			164 H	UNC Greensboro	1 0	223 A	Furman	4 1			
LAST 10 GAMES											

Non-Div. I Games:

Elon

RPI	S	Opponent	Score	
215	A	Samford	2	3
215	A	Samford	2	10
215	A	Samford	7	1
223	A	Furman	7	8
223	A	Furman	4	1
223	A	Furman	5	8
234	H	Youngstown St.	4	3
234	H	Youngstown St.	10	2
252	N	Tennessee St.	6	2
252	N	Tennessee St.	7	4
263	H	Western Caro.	9	1
263	H	Western Caro.	1	0
263	H	Western Caro.	7	6
267	H	Morgan St.	15	2
286	H	N.C. Central	8	0
286	H	N.C. Central	20	0

Elon

E  
l  
o  
n

E  
l  
o  
n

Average RPI Win: 170		WON-LOST RECORD		WINNING PCT. RANK		LAST 10 GAMES		STRENGTH OF SCHEDULE		OPP. STRENGTH OF SCHEDULE		TEAM RPI		ADJ RPI		CONF. RPI		ADJ CONF. RPI	
DIV. I ONLY		24-31-0		.43636 176		4-6-0		107		124		143		.48912 142		12		12	
DIV. I NON-CONF.		16-19-0		.45714 161		0-2-0		132		128		136		.49641 133		13		13	
TOTALS		RPI 1-25		RPI 26-50		W-L RECORDS		RPI 51-100		RPI 101-150		RPI 150+							
24-31-0		0-2-0		1-6-0		OVERALL		4-11-0		3-8-0		16-4-0							
12-11-0		0-0-0		0-0-0		HOME		1-6-0		2-4-0		9-1-0							
6-11-0		0-0-0		0-4-0		AWAY		3-5-0		0-0-0		3-2-0							
6-9-0		0-2-0		1-2-0		NEUTRAL		0-0-0		1-4-0		4-1-0							
16-19-0		0-2-0		1-4-0		NON-CONFERENCE		3-4-0		1-6-0		11-3-0							
7-6-0		0-0-0		0-0-0		HOME		0-3-0		0-2-0		7-1-0							
3-4-0		0-0-0		0-0-		AWAY		3-1-0		0-0-0		0-1-0							
6-9-0		0-2-0		1-2-0		NEUTRAL		0-0-0		1-4-0		4-1-0							
8-12-0		0-0-0		0-2-0		CONFERENCE		1-7-0		2-2-0		5-1-0							
5-5-0		0-0-0		0-0-0		HOME		1-3-0		2-2-0		2-0-0							
3-7-0		0-0-0		0-2-0		AWAY		0-4-0		0-0-0		3-1-0							
0-0-0		0-0-0		0-0-0		NEUTRAL		0-0-0		0-0-0		0-0-0							
RPI	S	Opponent		Score		RPI	S	Opponent		Score		RPI	S	Opponent		Score			
10	N	Michigan		1	4	32	N	DePaul		0	3	51	H	Kansas		1	2		
23	N	Kentucky		2	5	44	A	Jacksonville		0	8	60	A	FIU		0	3		
						44	A	Jacksonville		1	6	60	H	FIU		4	5		
						46	N	Chattanooga		4	0	60	H	FIU		1	7		
						48	N	Memphis		0	3	69	A	Lipscomb		0	7		
						49	A	Florida St.		1	6	69	A	Lipscomb		0	8		
						49	A	Florida St.		7	9	90	A	UCF		5	4		
												90	A	UCF		2	0		
												92	H	Kennesaw St.		5	7		
												92	H	Kennesaw St.		3	5		
												95	A	S.C. Upstate		0	1		
												95	A	S.C. Upstate		1	5		
												96	A	Troy		3	2		
												99	H	Mercer		3	2		
												99	H	Mercer		3	9		

Non-Div. I Games:

North Florida

RPI	S	Opponent	Score	
246	H	Mt. St. Mary's	9	0
247	A	Belmont	3	2
247	A	Belmont	0	1
278	H	Alabama St.	6	4

North Florida

N  
o  
r  
t  
h  
F  
l  
o  
r  
i  
d  
a

N  
o  
r  
t  
h  
F  
l  
o  
r  
i  
d  
a

Average RPI Win:	192	WON-LOST RECORD	WINNING PCT. RANK	LAST 10 GAMES	STRENGTH OF SCHEDULE	OPP. STRENGTH OF SCHEDULE	TEAM RPI	ADJ RPI	CONF. RPI	ADJ CONF. RPI					
DIV. I ONLY		29-23-0	.55769	109	4-6-0	197	193	135	.48775	143	18	18			
DIV. I NON-CONF.		21-11-0	.65625	55	2-0-0	184	209	87	.52292	92	18	21			
<hr/>															
TOTALS	RPI 1-25	RPI 26-50		W-L RECORDS		RPI 51-100		RPI 101-150		RPI 150+					
29-23-0	0-0-0	0-1-0		OVERALL		2-9-0		6-3-0		21-10-0					
11-5-0	0-0-0	0-0-0		HOME		0-2-0		5-2-0		6-1-0					
10-12-0	0-0-0	0-0-0		AWAY		1-6-0		0-0-0		9-6-0					
8-6-0	0-0-0	0-1-0		NEUTRAL		1-1-0		1-1-0		6-3-0					
<hr/>															
21-11-0	0-0-0	0-1-0		NON-CONFERENCE		2-4-0		6-3-0		13-3-0					
6-2-0	0-0-0	0-0-0		HOME		0-0-0		5-2-0		1-0-0					
7-3-0	0-0-0	0-0-		AWAY		1-3-0		0-0-0		6-0-0					
8-6-0	0-0-0	0-1-0		NEUTRAL		1-1-0		1-1-0		6-3-0					
<hr/>															
8-12-0	0-0-0	0-0-0		CONFERENCE		0-5-0		0-0-0		8-7-0					
5-3-0	0-0-0	0-0-0		HOME		0-2-0		0-0-0		5-1-0					
3-9-0	0-0-0	0-0-0		AWAY		0-3-0		0-0-0		3-6-0					
0-0-0	0-0-0	0-0-0		NEUTRAL		0-0-0		0-0-0		0-0-0					
<hr/>															
RPI	S	Opponent	Score	RPI	S	Opponent	Score	RPI	S	Opponent	Score				
				29	N	Indiana	1 5	55	A	Hofstra	0 3	112	N	Campbell	3 1
				55	A	Hofstra	6 16	126	H	St. John's (NY)	5 6				
				55	A	Hofstra	3 11	126	H	St. John's (NY)	13 12				
				65	A	Virginia	0 6	129	H	Binghamton	2 1				
				71	A	North Carolina St.	4 8	134	H	Liberty	7 9				
				77	H	Georgia St.	2 11	134	H	Liberty	4 3				
				77	H	Georgia St.	0 8	137	N	Fairfield	1 2				
				84	A	Radford	1 2	147	H	Lehigh	4 0				
				84	A	Radford	5 4	147	H	Lehigh	10 1				
				89	N	St. Joseph's	2 3	151	A	Charlotte	3 2				
				89	N	St. Joseph's	6 5	153	N	Charleston So.	11 8				
								156	N	Robert Morris	10 4				
								156	N	Robert Morris	2 3				
								178	A	Towson	1 2				
								178	A	Towson	0 6				
								178	A	Towson	6 8				
								182	A	Coastal Caro.	6 2				
								200	N	Seton Hall	6 0				
								200	N	Seton Hall	6 2				
								204	N	Maine	11 4				
								209	N	Stony Brook	2 4				
				LAST 10 GAMES				218	H	George Mason	7 3				
				229	H	Drexel	4 2	178	A	Towson	0 6	218	H	George Mason	7 1
				229	H	Drexel	9 3	77	H	Georgia St.	2 11	218	H	George Mason	4 3
229	H	Drexel	3 9	77	H	Georgia St.	0 8	219	A	Delaware	5 4				
178	A	Towson	1 2	238	A	George Washington	2 1	219	A	Delaware	3 4				
178	A	Towson	6 8	238	A	George Washington	5 2	219	A	Delaware	4 5				

Non-Div. I Games:

James Madison

RPI	S	Opponent	Score	
229	H	Drexel	9	3
229	H	Drexel	3	9
229	H	Drexel	4	2
233	H	Georgetown	15	1
238	A	George Washington	5	2
238	A	George Washington	2	1
257	A	UNC Wilmington	8	0
257	A	UNC Wilmington	7	9
257	A	UNC Wilmington	3	0
264	A	Norfolk St.	4	1
264	A	Norfolk St.	1	0
270	N	Bucknell	0	4
270	N	Bucknell	4	0

James Madison

J  
a  
m  
e  
s  
M  
a  
d  
i  
s  
o  
n

J  
a  
m  
e  
s  
M  
a  
d  
i  
s  
o  
n

Average RPI Win: 179		WON-LOST	WINNING	LAST 10	STRENGTH OF		OPP. STRENGTH	TEAM	ADJ	CONF.	ADJ CONF.
Average RPI Loss: 90		RECORD	PCT. RANK	GAMES	SCHEDULE		OF SCHEDULE	RPI	RPI	RPI	RPI
DIV. I ONLY		25-28-0	.4717	162	5-5-0		154	104	146	.48748	144
DIV. I NON-CONF.		12-14-0	.46154	155	0-0-0		91	72	111	.51119	109
TOTALS		RPI 1-25	RPI 26-50		W-L RECORDS		RPI 51-100		RPI 101-150		RPI 150+
25-28-0		0-5-0	1-6-0		OVERALL		5-6-0		3-5-0		16-6-0
5-9-0		0-1-0	1-2-0		HOME		0-2-0		0-0-0		4-4-0
11-11-0		0-4-0	0-0-0		AWAY		4-3-0		3-2-0		4-2-0
9-8-0		0-0-0	0-4-0		NEUTRAL		1-1-0		0-3-0		8-0-0
12-14-0		0-5-0	0-4-0		NON-CONFERENCE		2-2-0		1-3-0		9-0-0
2-1-0		0-1-0	0-0-0		HOME		0-0-0		0-0-0		2-0-0
2-7-0		0-4-0	0-0-		AWAY		1-2-0		1-1-0		0-0-0
8-6-0		0-0-0	0-4-0		NEUTRAL		1-0-0		0-2-0		7-0-0
13-14-0		0-0-0	1-2-0		CONFERENCE		3-4-0		2-2-0		7-6-0
3-8-0		0-0-0	1-2-0		HOME		0-2-0		0-0-0		2-4-0
9-4-0		0-0-0	0-0-0		AWAY		3-1-0		2-1-0		4-2-0
1-2-0		0-0-0	0-0-0		NEUTRAL		0-1-0		0-1-0		1-0-0
RPI S	Opponent	Score	RPI S	Opponent	Score	RPI S	Opponent	Score	RPI S	Opponent	Score
1 A	Arizona St.	1 11	28 N	Tulsa	3 5	63 N	Southern Ill.	0 4	104 N	Fla. Gulf Coast	2 8
1 A	Arizona St.	0 10	28 N	Tulsa	1 2	68 A	Iowa St.	0 7	108 A	UNI	4 3
8 A	Arizona	0 8	33 N	East Carolina	0 2	68 A	Iowa St.	1 7	108 A	UNI	2 7
16 A	Nebraska	2 7	40 H	Illinois St.	1 8	68 A	Iowa St.	9 3	108 A	UNI	3 0
16 H	Nebraska	2 10	40 H	Illinois St.	1 0	81 A	Missouri St.	4 1	108 N	UNI	3 5
			40 H	Illinois St.	2 4	81 A	Missouri St.	2 3	112 N	Campbell	6 7
			50 N	New Mexico St.	4 8	81 A	Missouri St.	4 3	122 A	Texas-Arlington	1 2
						86 A	Drake	2 1	122 A	Texas-Arlington	3 2
						86 H	Drake	0 5	181 N	Western Ill.	8 0
						86 H	Drake	3 5	181 N	Western Ill.	1 0
						87 N	Valparaiso	2 1	192 H	Wichita St.	5 6
									192 H	Wichita St.	2 3
									192 H	Wichita St.	1 14
									192 N	Wichita St.	8 1
									224 A	Evansville	2 4
									224 A	Evansville	4 0
									224 A	Evansville	6 0
									227 N	Howard	8 0
									230 A	Indiana St.	2 6
									230 A	Indiana St.	3 0
									230 A	Indiana St.	9 0
									232 H	Bradley	4 3
									232 H	Bradley	7 1
									232 H	Bradley	4 9
									243 N	South Dakota St.	6 3
									248 N	Northern Colo.	4 0
									254 H	North Dakota	6 3
			LAST 10 GAMES								
			63 N	Southern Ill.	0 4	230 A	Indiana St.	2 6			
			192 N	Wichita St.	8 1	230 A	Indiana St.	3 0			
			40 H	Illinois St.	1 8	230 A	Indiana St.	9 0			
			40 H	Illinois St.	2 4	86 A	Drake	2 1			
			40 H	Illinois St.	1 0	108 A	UNI	2 7			

Non-Div. I Games:

Creighton

RPI	S	Opponent	Score	
254	H	North Dakota	9	1
273	N	Weber St.	7	2
276	N	Centenary (LA)	10	0

Creighton

C  
r  
e  
i  
g  
h  
t  
o  
n

C  
r  
e  
i  
g  
h  
t  
o  
n



Average RPI Win: 150		WON-LOST	WINNING	LAST 10	STRENGTH OF		OPP. STRENGTH	TEAM	ADJ	CONF.	ADJ CONF.
Average RPI Loss: 74		RECORD	PCT. RANK	GAMES	SCHEDULE		OF SCHEDULE	RPI	RPI	RPI	RPI
DIV. I ONLY		19-33-1	.36792	215	4-5-1		83	53	149	.48717	145
DIV. I NON-CONF.		14-15-0	.48276	147	0-0-0		155	80	129	.49633	135
TOTALS		RPI 1-25	RPI 26-50		W-L RECORDS		RPI 51-100		RPI 101-150		RPI 150+
19-33-1		0-7-0	1-12-0		OVERALL		2-5-0		4-4-0		12-5-1
8-9-1		0-2-0	1-4-0		HOME		0-0-0		0-0-0		7-3-1
4-16-0		0-4-0	0-7-0		AWAY		1-4-0		1-1-0		2-0-0
7-8-0		0-1-0	0-1-0		NEUTRAL		1-1-0		3-3-0		3-2-0
14-15-0		0-4-0	0-1-0		NON-CONFERENCE		2-2-0		4-4-0		8-4-0
3-4-0		0-2-0	0-0-0		HOME		0-0-0		0-0-0		3-2-0
4-4-0		0-1-0	0-0-		AWAY		1-1-0		1-1-0		2-0-0
7-7-0		0-1-0	0-0-0		NEUTRAL		1-1-0		3-3-0		3-2-0
5-18-1		0-3-0	1-11-0		CONFERENCE		0-3-0		0-0-0		4-1-1
5-5-1		0-0-0	1-4-0		HOME		0-0-0		0-0-0		4-1-1
0-12-0		0-3-0	0-6-0		AWAY		0-3-0		0-0-0		0-0-0
0-1-0		0-0-0	0-1-0		NEUTRAL		0-0-0		0-0-0		0-0-0
RPI S	Opponent	Score	RPI S	Opponent	Score	RPI S	Opponent	Score	RPI S	Opponent	Score
2 A	Georgia	2 12	27 A	Auburn	1 8	53 A	South Fla.	4 8	102 A	Ohio	6 2
6 N	Florida	1 17	28 A	Tulsa	1 9	71 N	North Carolina St.	6 4	102 A	Ohio	2 5
22 A	Houston	2 3	28 A	Tulsa	1 2	71 N	North Carolina St.	1 2	104 N	Fla. Gulf Coast	0 1
22 A	Houston	0 4	28 A	Tulsa	1 8	85 A	Miami (OH)	7 5	106 N	North Dakota St.	7 6
22 A	Houston	1 4	28 N	Tulsa	0 10	90 A	UCF	4 5	107 N	Ga. Southern	1 0
23 H	Kentucky	4 9	33 H	East Carolina	2 3	90 A	UCF	5 6	116 N	Ball St.	8 6
23 H	Kentucky	4 10	33 H	East Carolina	1 10	90 A	UCF	6 10	116 N	Ball St.	2 10
			33 H	East Carolina	3 2				140 N	Middle Tenn.	2 3
			38 A	UAB	2 4				159 N	Long Island	6 3
			38 A	UAB	0 3				160 H	Kent St.	4 3
			38 A	UAB	5 6				160 H	Kent St.	17 16
			48 H	Memphis	4 7				172 H	Southern Miss.	1 5
			48 H	Memphis	3 10				172 H	Southern Miss.	4 2
									172 H	Southern Miss.	5 4
									174 A	Wright St.	1 0
									174 A	Wright St.	7 6
									187 H	UTEP	8 8
									187 H	UTEP	1 0
									187 H	UTEP	5 1
									201 H	Morehead St.	1 9
									208 H	Buffalo	10 4
									208 N	Buffalo	4 5
									214 H	Presbyterian	7 9
									222 N	Winthrop	2 1
									247 N	Belmont	8 0
									255 N	Toledo	0 13
LAST 10 GAMES			28 N	Tulsa	0 10	187 H	UTEP	1 0			
			38 A	UAB	5 6	187 H	UTEP	5 1			
			38 A	UAB	0 3	172 H	Southern Miss.	1 5			
			38 A	UAB	2 4	172 H	Southern Miss.	4 2			
			187 H	UTEP	8 8	172 H	Southern Miss.	5 4			

Non-Div. I Games:

Marshall

[illegible]

**Non-Div. I Games:**

Cal St. Northridge

# Lehigh

Lehigh

RPI	S	Opponent	Score	
235	H	Army	4	6
235	H	Army	14	5
235	H	Army	5	2
235	H	Army	4	1
251	H	Holy Cross	8	5
251	H	Holy Cross	5	4
251	H	Holy Cross	3	0
251	H	Holy Cross	0	1
251	N	Holy Cross	6	4
253	N	Wagner	8	0
262	N	Detroit	7	3
269	N	South Dakota	6	3
270	A	Bucknell	2	1
270	A	Bucknell	7	5
270	A	Bucknell	3	1
270	A	Bucknell	3	5
271	H	Rider	6	0
271	H	Rider	4	8
279	H	Lafayette	9	0
279	H	Lafayette	10	0
279	H	Lafayette	13	0
279	H	Lafayette	1	0

Lehigh

L  
e  
h  
i  
g  
h

L  
e  
h  
i  
g  
h

Average RPI Win: 177		WON-LOST	WINNING	LAST 10	STRENGTH OF		OPP. STRENGTH	TEAM	ADJ	CONF.	ADJ CONF.
Average RPI Loss: 95		RECORD	PCT. RANK	GAMES	SCHEDULE		OF SCHEDULE	RPI	RPI	RPI	RPI
DIV. I ONLY		23-30-0	.43396	181	5-5-0		121	94	147	.48603	148
DIV. I NON-CONF.		16-15-0	.51613	124	2-1-0		200	166	150	.48488	155
TOTALS		RPI 1-25	RPI 26-50		W-L RECORDS		RPI 51-100		RPI 101-150		RPI 150+
23-30-0		0-7-0	2-5-0		OVERALL		1-7-0		4-2-0		16-9-0
12-7-0		0-0-0	1-4-0		HOME		0-0-0		0-0-0		11-3-0
8-10-0		0-4-0	0-0-0		AWAY		1-1-0		4-2-0		3-3-0
3-13-0		0-3-0	1-1-0		NEUTRAL		0-6-0		0-0-0		2-3-0
16-15-0		0-2-0	1-1-0		NON-CONFERENCE		1-6-0		1-0-0		13-6-0
8-0-0		0-0-0	0-0-0		HOME		0-0-0		0-0-0		8-0-0
5-4-0		0-0-0	0-0-		AWAY		1-1-0		1-0-0		3-3-0
3-11-0		0-2-0	1-1-0		NEUTRAL		0-5-0		0-0-0		2-3-0
7-15-0		0-5-0	1-4-0		CONFERENCE		0-1-0		3-2-0		3-3-0
4-7-0		0-0-0	1-4-0		HOME		0-0-0		0-0-0		3-3-0
3-6-0		0-4-0	0-0-0		AWAY		0-0-0		3-2-0		0-0-0
0-2-0		0-1-0	0-0-0		NEUTRAL		0-1-0		0-0-0		0-0-0
RPI S	Opponent	Score	RPI S	Opponent	Score	RPI S	Opponent	Score	RPI S	Opponent	Score
17 A	Notre Dame	3 7	26 H	Syracuse	9 10	51 N	Kansas	2 4	125 A	Connecticut	0 10
17 A	Notre Dame	0 9	26 H	Syracuse	1 9	58 N	Pittsburgh	1 2	125 A	Connecticut	4 3
17 A	Notre Dame	4 12	32 H	DePaul	0 3	60 A	FIU	1 17	126 A	St. John's (NY)	4 0
17 N	Notre Dame	4 6	32 H	DePaul	4 1	61 A	Fla. Atlantic	6 5	126 A	St. John's (NY)	9 2
18 N	Georgia Tech	4 6	32 H	DePaul	3 6	69 N	Lipscomb	2 8	126 A	St. John's (NY)	6 8
18 N	Georgia Tech	0 7	41 N	Illinois	0 8	80 N	South Carolina	5 8	137 A	Fairfield	2 0
24 A	Louisville	0 4	41 N	Illinois	6 5	82 N	Harvard	3 4	151 N	Charlotte	5 0
						83 N	Michigan St.	0 9	161 H	Bryant	5 4
									165 A	Boston College	5 13
									167 H	Rutgers	14 11
									167 H	Rutgers	1 10
									167 H	Rutgers	1 8
									174 N	Wright St.	1 2
									178 A	Towson	3 0
									182 A	Coastal Caro.	5 2
									182 A	Coastal Caro.	2 1
									209 N	Stony Brook	13 4
									223 A	Furman	2 4
									223 A	Furman	3 8
									226 N	Gardner-Webb	1 3
									233 H	Georgetown	5 2
									233 H	Georgetown	5 8
									233 H	Georgetown	3 1
									236 H	Yale	12 10
									236 H	Yale	2 1
									237 H	Brown	10 3
									237 H	Brown	10 2
			LAST 10 GAMES								
			17 N	Notre Dame	4 6	125 A	Connecticut	0 10			
			233 H	Georgetown	5 8	125 A	Connecticut	4 3			
			233 H	Georgetown	5 2	24 A	Louisville	0 4			
			233 H	Georgetown	3 1	266 H	Rhode Island	13 2			
			165 A	Boston College	5 13	266 H	Rhode Island	3 0			

Non-Div. I Games:

Providence

RPI	S	Opponent	Score	
238	N	George Washington	0	4
260	H	Hartford	6	0
266	H	Rhode Island	3	0
266	H	Rhode Island	13	2

Providence

P  
r  
o  
v  
i  
d  
e  
n  
c  
e

P  
r  
o  
v  
i  
d  
e  
n  
c  
e

Average RPI Win:		171	WON-LOST RECORD		WINNING PCT. RANK		LAST 10 GAMES		STRENGTH OF SCHEDULE		OPP. STRENGTH OF SCHEDULE		TEAM RPI		ADJ RPI		CONF. RPI		ADJ CONF. RPI				
DIV. I ONLY			16-32-1		.33673 227		1-9-0		65		88		154		.48527 149		8		7				
DIV. I NON-CONF.			13-14-1		.48214 148		0-0-0		125		165		125		.50151 125		7		7				
TOTALS		RPI 1-25		RPI 26-50		W-L RECORDS		RPI 51-100		RPI 101-150		RPI 150+											
16-32-1		1-6-0		0-9-0		OVERALL		3-7-0		3-4-0		9-6-1											
5-9-0		0-2-0		0-3-0		HOME		1-1-0		0-0-0		4-3-0											
6-12-1		1-2-0		0-5-0		AWAY		1-3-0		1-2-0		3-0-1											
5-11-0		0-2-0		0-1-0		NEUTRAL		1-3-0		2-2-0		2-3-0											
13-14-1		0-2-0		0-3-0		NON-CONFERENCE		3-4-0		3-2-0		7-3-1											
3-1-0		0-0-0		0-0-0		HOME		1-1-0		0-0-0		2-0-0											
5-2-1		0-0-0		0-0-		AWAY		1-0-0		1-0-0		3-0-1											
5-11-0		0-2-0		0-1-0		NEUTRAL		1-3-0		2-2-0		2-3-0											
3-18-0		1-4-0		0-6-0		CONFERENCE		0-3-0		0-2-0		2-3-0											
2-8-0		0-2-0		0-3-0		HOME		0-0-0		0-0-0		2-3-0											
1-10-0		1-2-0		0-3-0		AWAY		0-3-0		0-2-0		0-0-0											
0-0-0		0-0-0		0-0-0		NEUTRAL		0-0-0		0-0-0		0-0-0											
RPI	S	Opponent		Score		RPI	S	Opponent		Score		RPI	S	Opponent		Score		RPI	S	Opponent		Score	
10	N	Michigan		0	9	26	A	Syracuse		0	2	58	A	Pittsburgh		2	3	104	A	Fla. Gulf Coast		5	2
10	N	Michigan		2	7	26	A	Syracuse		1	10	58	A	Pittsburgh		0	8	115	N	UMKC		1	0
17	H	Notre Dame		1	2	26	A	Syracuse		0	6	58	A	Pittsburgh		2	5	116	N	Ball St.		0	5
17	H	Notre Dame		8	10	31	A	Maryland		0	5	80	N	South Carolina		4	5	126	A	St. John's (NY)		6	7
24	A	Louisville		5	12	31	A	Maryland		0	1	80	N	South Carolina		2	1	126	A	St. John's (NY)		1	2
24	A	Louisville		3	1	32	H	DePaul		2	12	83	N	Michigan St.		0	1	130	N	St. Louis		4	5
24	A	Louisville		3	5	32	H	DePaul		3	10	89	H	St. Joseph's		3	2	142	N	North Florida		2	1
						32	H	DePaul		4	7	89	H	St. Joseph's		1	2	163	N	Bethune-Cookman		2	8
						44	N	Jacksonville		1	2	90	A	UCF		4	1	167	H	Rutgers		2	4
												97	N	Utah		0	1	167	H	Rutgers		2	1
																		202	A	Penn		2	2
																		202	A	Penn		7	5
																		204	N	Maine		0	4
																		211	N	Princeton		1	2
																		219	A	Delaware		4	3
																		219	A	Delaware		4	2
																		225	N	East Tenn. St.		10	3
																		233	H	Georgetown		1	7
																		233	H	Georgetown		7	6
																		233	H	Georgetown		2	3
																		274	N	Hampton		12	10
																		275	H	La Salle		10	4
																		275	H	La Salle		5	2
LAST 10 GAMES																							
						58	A	Pittsburgh		2	3	17	H	Notre Dame		8	10						
						58	A	Pittsburgh		2	5	17	H	Notre Dame		1	2						
						58	A	Pittsburgh		0	8	26	A	Syracuse		0	6						
						167	H	Rutgers		2	1	26	A	Syracuse		1	10						
						167	H	Rutgers		2	4	26	A	Syracuse		0	2						

Non-Div. I Games:

Villanova

[illegible]

**Non-Div. I Games:**

Northwestern St.



RPI	S	Opponent	Score	
198	A	Central Ark.	3	0
198	A	Central Ark.	3	2
225	N	East Tenn. St.	6	3
230	N	Indiana St.	1	6
231	H	Jackson St.	5	1
245	N	IUPUI	8	4
255	N	Toledo	4	3
276	N	Centenary (LA)	13	2
277	H	Alcorn St.	4	0
277	H	Alcorn St.	2	0
283	H	Prairie View	12	0
283	H	Prairie View	14	0
285	A	Grambling	9	0
285	A	Grambling	9	4

Northwestern St.

N  
o  
r  
t  
h  
w  
e  
s  
t  
e  
r  
n  
s  
t  
.

N  
o  
r  
t  
h  
w  
e  
s  
t  
e  
r  
n  
s  
t  
.

[illegible]

**Non-Div. I Games:**

Charlotte

RPI	S	Opponent	Score	
226	H	Gardner-Webb	5	0
238	H	George Washington	4	1
238	H	George Washington	9	1
244	A	St. Bonaventure	3	6
244	A	St. Bonaventure	1	0
257	A	UNC Wilmington	4	2
257	H	UNC Wilmington	6	1
257	N	UNC Wilmington	2	0
261	H	St. Francis (PA)	10	2
261	H	St. Francis (PA)	8	2
266	H	Rhode Island	5	4
266	H	Rhode Island	7	3
275	A	La Salle	6	1
275	A	La Salle	5	2

Charlotte

C  
h  
a  
r  
l  
o  
t  
t  
e

C  
h  
a  
r  
l  
o  
t  
t  
e

Average RPI Win: 165		WON-LOST RECORD		WINNING PCT. RANK		LAST 10 GAMES		STRENGTH OF SCHEDULE		OPP. STRENGTH OF SCHEDULE		TEAM RPI		ADJ RPI		CONF. RPI		ADJ CONF. RPI					
Average RPI Loss: 62																							
DIV. I ONLY		14-39-0		.26415 253		0-10-0		44		33		158		.48329 152		3		3					
DIV. I NON-CONF.		11-16-0		.40741 188		0-1-0		197		160		199		.4628 196		3		3					
TOTALS		RPI 1-25		RPI 26-50		W-L RECORDS		RPI 51-100		RPI 101-150		RPI 150+											
14-39-0		0-16-0		2-6-0		OVERALL		1-9-0		2-4-0		9-4-0											
6-18-0		0-12-0		0-0-0		HOME		0-1-0		2-3-0		4-2-0											
3-12-0		0-3-0		1-2-0		AWAY		1-7-0		0-0-0		1-0-0											
5-9-0		0-1-0		1-4-0		NEUTRAL		0-1-0		0-1-0		4-2-0											
11-16-0		0-1-0		1-4-0		NON-CONFERENCE		0-4-0		1-3-0		9-4-0											
5-5-0		0-0-0		0-0-0		HOME		0-1-0		1-2-0		4-2-0											
1-2-0		0-0-0		0-0-		AWAY		0-2-0		0-0-0		1-0-0											
5-9-0		0-1-0		1-4-0		NEUTRAL		0-1-0		0-1-0		4-2-0											
3-23-0		0-15-0		1-2-0		CONFERENCE		1-5-0		1-1-0		0-0-0											
1-13-0		0-12-0		0-0-0		HOME		0-0-0		1-1-0		0-0-0											
2-10-0		0-3-0		1-2-0		AWAY		1-5-0		0-0-0		0-0-0											
0-0-0		0-0-0		0-0-0		NEUTRAL		0-0-0		0-0-0		0-0-0											
RPI	S	Opponent		Score		RPI	S	Opponent		Score		RPI	S	Opponent		Score							
2	A	Georgia		2 3		27	A	Auburn		2 1		53	A	South Fla.		0 8		114	H	Arkansas	6 7		
2	A	Georgia		1 10		27	A	Auburn		0 8		67	H	South Ala.		2 10		114	H	Arkansas	4 3		
2	A	Georgia		3 7		27	A	Auburn		1 4		70	A	Mississippi St.		0 3		122	N	Texas-Arlington	0 3		
4	H	Alabama		1 18		29	N	Indiana		3 7		70	A	Mississippi St.		6 0		128	H	Western Ky.	3 9		
4	H	Alabama		1 10		32	N	DePaul		2 3		70	A	Mississippi St.		3 9		140	H	Middle Tenn.	2 0		
4	H	Alabama		0 8		37	N	Fordham		5 3		80	A	South Carolina		1 7		140	H	Middle Tenn.	1 2		
6	H	Florida		0 8		38	N	UAB		0 3		80	A	South Carolina		5 9		166	H	Southeast Mo. St.	4 2		
6	H	Florida		3 11		39	N	BYU		5 9		80	A	South Carolina		7 10		172	N	Southern Miss.	5 4		
6	H	Florida		3 18								93	A	North Texas		3 4		183	H	Louisiana Tech	4 6		
12	H	Tennessee		1 7								97	N	Utah		0 10		183	N	Louisiana Tech	8 0		
12	H	Tennessee		3 10														187	N	UTEP	6 4		
12	H	Tennessee		0 9														192	N	Wichita St.	2 3		
15	N	Oregon		1 4														198	A	Central Ark.	7 5		
25	H	LSU		0 4														204	N	San Jose St.	2 3		
25	H	LSU		0 4														228	H	Mississippi Val.	6 1		
25	H	LSU		0 8														250	H	Austin Peay	4 3		
																		259	N	Cal St. Bakersfield	9 1		
																		277	H	Alcorn St.	11 0		
																		277	H	Alcorn St.	1 3		
						LAST 10 GAMES																	
						4	H	Alabama		1 10		25	H	LSU		0 8							
						4	H	Alabama		1 18		2	A	Georgia		2 3							
						4	H	Alabama		0 8		2	A	Georgia		1 10							
						25	H	LSU		0 4		2	A	Georgia		3 7							
						25	H	LSU		0 4		140	H	Middle Tenn.		1 2							

Non-Div. I Games:

Ole Miss

Average RPI Win:	180	WON-LOST	WINNING	LAST 10	STRENGTH OF	OPP. STRENGTH	TEAM	ADJ	CONF.	ADJ CONF.		
Average RPI Loss:	123	RECORD	PCT. RANK	GAMES	SCHEDULE	OF SCHEDULE	RPI	RPI	RPI	RPI		
DIV. I ONLY		25-33-0	.43103	183	4-6-0	102	201	152	.48307	153	21	21
DIV. I NON-CONF.		13-23-0	.36111	208	0-1-0	81	200	171	.4808	166	20	19
<hr/>												
TOTALS	RPI 1-25	RPI 26-50		W-L RECORDS		RPI 51-100		RPI 101-150		RPI 150+		
25-33-0	0-0-0	0-4-0		OVERALL		3-10-0		4-11-0		18-8-0		
13-13-0	0-0-0	0-0-0		HOME		3-5-0		2-4-0		8-4-0		
6-13-0	0-0-0	0-4-0		AWAY		0-2-0		2-5-0		4-2-0		
6-7-0	0-0-0	0-0-0		NEUTRAL		0-3-0		0-2-0		6-2-0		
13-23-0	0-0-0	0-4-0		NON-CONFERENCE		1-8-0		3-9-0		9-2-0		
7-8-0	0-0-0	0-0-0		HOME		1-4-0		2-4-0		4-0-0		
2-10-0	0-0-0	0-0-		AWAY		0-2-0		1-3-0		1-1-0		
4-5-0	0-0-0	0-0-0		NEUTRAL		0-2-0		0-2-0		4-1-0		
12-10-0	0-0-0	0-0-0		CONFERENCE		2-2-0		1-2-0		9-6-0		
6-5-0	0-0-0	0-0-0		HOME		2-1-0		0-0-0		4-4-0		
4-3-0	0-0-0	0-0-0		AWAY		0-0-0		1-2-0		3-1-0		
2-2-0	0-0-0	0-0-0		NEUTRAL		0-1-0		0-0-0		2-1-0		
RPI	S	Opponent	Score	RPI	S	Opponent	Score	RPI	S	Opponent	Score	
				33	A	East Carolina	0 4	54	H	Virginia Tech	10 9	
				33	A	East Carolina	0 3	80	A	South Carolina	4 12	
				45	A	Longwood	5 7	80	A	South Carolina	6 10	
				45	A	Longwood	1 3	84	H	Radford	2 3	
								84	H	Radford	3 0	
								84	H	Radford	3 0	
								84	N	Radford	1 9	
								87	N	Valparaiso	1 4	
								95	H	S.C. Upstate	2 5	
								95	H	S.C. Upstate	0 5	
								95	N	S.C. Upstate	0 7	
								99	H	Mercer	0 5	
								99	H	Mercer	1 5	

Non-Div. I Games:

Charleston So.

RPI	S	Opponent	Score	
214	H	Presbyterian	1	2
214	N	Presbyterian	2	1
222	A	Winthrop	5	3
222	A	Winthrop	2	1
222	A	Winthrop	10	1
222	N	Winthrop	11	4
223	H	Furman	7	5
223	H	Furman	10	5
223	N	Furman	1	0
226	H	Gardner-Webb	2	3
226	H	Gardner-Webb	7	4
226	H	Gardner-Webb	0	1
233	H	Georgetown	8	6
257	H	UNC Wilmington	11	3

Charleston So.

C  
h  
a  
r  
l  
e  
s  
t  
o  
n  
S  
o  
.

C  
h  
a  
r  
l  
e  
s  
t  
o  
n  
S  
o  
.

Average RPI Win:	165	WON-LOST RECORD	WINNING PCT. RANK	LAST 10 GAMES	STRENGTH OF SCHEDULE	OPP. STRENGTH OF SCHEDULE	TEAM RPI	ADJ RPI	CONF. RPI	ADJ CONF. RPI		
Average RPI Loss:	110											
DIV. I ONLY		22-32-0	.40741	194	4-6-0	112	138	162	.48303	154	14	14
DIV. I NON-CONF.		7-16-0	.30435	228	0-2-0	75	125	180	.47538	176	14	14
<hr/>												
TOTALS	RPI 1-25	RPI 26-50		W-L RECORDS		RPI 51-100		RPI 101-150		RPI 150+		
22-32-0	1-6-0	0-2-0		OVERALL		3-6-0		6-8-0		12-10-0		
9-9-0	1-2-0	0-0-0		HOME		2-4-0		2-1-0		4-2-0		
9-15-0	0-2-0	0-2-0		AWAY		1-2-0		3-3-0		5-6-0		
4-8-0	0-2-0	0-0-0		NEUTRAL		0-0-0		1-4-0		3-2-0		
7-16-0	1-6-0	0-2-0		NON-CONFERENCE		0-0-0		1-4-0		5-4-0		
3-3-0	1-2-0	0-0-0		HOME		0-0-0		0-0-0		2-1-0		
1-6-0	0-2-0	0-0-		AWAY		0-0-0		0-0-0		1-2-0		
3-7-0	0-2-0	0-0-0		NEUTRAL		0-0-0		1-4-0		2-1-0		
15-16-0	0-0-0	0-0-0		CONFERENCE		3-6-0		5-4-0		7-6-0		
6-6-0	0-0-0	0-0-0		HOME		2-4-0		2-1-0		2-1-0		
8-9-0	0-0-0	0-0-0		AWAY		1-2-0		3-3-0		4-4-0		
1-1-0	0-0-0	0-0-0		NEUTRAL		0-0-0		0-0-0		1-1-0		
RPI	S	Opponent	Score	RPI	S	Opponent	Score	RPI	S	Opponent	Score	
9	N	Oklahoma	4 12	35	A	La.-Lafayette	1 4	59	H	A&M-Corpus Christi	5 2	
11	A	Baylor	0 6	50	A	New Mexico St.	7 15	59	H	A&M-Corpus Christi	1 0	
14	A	Texas A&M	1 10					59	H	A&M-Corpus Christi	0 9	
14	H	Texas A&M	1 4					74	H	Texas St.	1 7	
22	H	Houston	1 6					74	H	Texas St.	0 1	
22	H	Houston	2 0					74	H	Texas St.	3 11	
22	N	Houston	1 9					91	A	UTSA	6 5	
								91	A	UTSA	3 4	
								91	A	UTSA	3 11	

RPI	S	Opponent	Score	
198	A	Central Ark.	0	6
198	A	Central Ark.	5	6
198	N	Central Ark.	5	4
198	N	Central Ark.	1	2
210	N	Southern Utah	0	2
266	N	Rhode Island	5	4
272	A	Texas Southern	15	4
272	H	Texas Southern	7	1
283	N	Prairie View	14	5

Sam Houston St.

S  
a  
m  
H  
o  
u  
s  
t  
o  
n  
S  
t  
.

S  
a  
m  
H  
o  
u  
s  
t  
o  
n  
S  
t  
.



Average RPI Win: 198		WON-LOST RECORD		WINNING PCT. RANK		LAST 10 GAMES		STRENGTH OF SCHEDULE		OPP. STRENGTH OF SCHEDULE		TEAM RPI		ADJ RPI		CONF. RPI		ADJ CONF. RPI	
DIV. I ONLY		26-18-0		.59091 84		4-6-0		252		148		150		.4812 155		17		15	
DIV. I NON-CONF.		14-8-0		.63636 64		0-2-0		260		194		144		.48704 151		15		15	
TOTALS		RPI 1-25		RPI 26-50		W-L RECORDS		RPI 51-100		RPI 101-150		RPI 150+							
26-18-0		0-1-0		0-1-0		OVERALL		1-6-0		6-6-0		19-4-0							
9-5-0		0-0-0		0-0-0		HOME		0-2-0		1-1-0		8-2-0							
11-8-0		0-1-0		0-1-0		AWAY		1-2-0		4-3-0		6-1-0							
6-5-0		0-0-0		0-0-0		NEUTRAL		0-2-0		1-2-0		5-1-0							
14-8-0		0-1-0		0-1-0		NON-CONFERENCE		0-3-0		3-1-0		11-2-0							
1-1-0		0-0-0		0-0-0		HOME		0-0-0		0-0-0		1-1-0							
7-4-0		0-1-0		0-0-		AWAY		0-1-0		2-0-0		5-1-0							
6-3-0		0-0-0		0-0-0		NEUTRAL		0-2-0		1-1-0		5-0-0							
12-10-0		0-0-0		0-0-0		CONFERENCE		1-3-0		3-5-0		8-2-0							
8-4-0		0-0-0		0-0-0		HOME		0-2-0		1-1-0		7-1-0							
4-4-0		0-0-0		0-0-0		AWAY		1-1-0		2-3-0		1-0-0							
0-2-0		0-0-0		0-0-0		NEUTRAL		0-0-0		0-1-0		0-1-0							
RPI	S	Opponent		Score		RPI	S	Opponent		Score		RPI	S	Opponent		Score			
10	A	Michigan		7 9		29	A	Indiana		0 1		66	N	Iowa		0 7			
												83	A	Michigan St.		2 9			
												83	N	Michigan St.		1 9			
												85	H	Miami (OH)		3 5			
												85	H	Miami (OH)		0 6			
												98	A	Western Mich.		16 0			
												98	A	Western Mich.		3 4			

Non-Div. I Games:

Eastern Mich.

RPI	S	Opponent	Score	
255	H	Toledo	7	0
256	H	Oakland	10	2
256	H	Oakland	1	6
261	A	St. Francis (PA)	2	0
261	N	St. Francis (PA)	7	6
261	N	St. Francis (PA)	10	1
262	A	Detroit	8	0
262	A	Detroit	15	7

Eastern Mich.

E  
a  
s  
t  
e  
r  
n  
M  
i  
c  
h  
.

E  
a  
s  
t  
e  
r  
n  
M  
i  
c  
h  
.

Average RPI Win:		202	WON-LOST		WINNING		LAST 10		STRENGTH OF		OPP. STRENGTH		TEAM		ADJ		CONF.		ADJ CONF.				
Average RPI Loss:		140	RECORD		PCT. RANK		GAMES		SCHEDULE		OF SCHEDULE		RPI		RPI		RPI		RPI				
DIV. I ONLY			26-26-0		.5	142	8-2-0		173		227		157		.48099		156	23		24			
DIV. I NON-CONF.			10-19-0		.34483	218	1-0-0		172		219		219		.44665		217	24		26			
TOTALS		RPI 1-25		RPI 26-50		W-L RECORDS		RPI 51-100		RPI 101-150		RPI 150+											
26-26-0		0-1-0		0-0-0		OVERALL		1-6-0		3-5-0		22-14-0											
12-7-0		0-0-0		0-0-0		HOME		0-2-0		2-1-0		10-4-0											
7-8-0		0-0-0		0-0-0		AWAY		0-1-0		0-0-0		7-7-0											
7-11-0		0-1-0		0-0-0		NEUTRAL		1-3-0		1-4-0		5-3-0											
10-19-0		0-1-0		0-0-0		NON-CONFERENCE		1-6-0		1-4-0		8-8-0											
2-4-0		0-0-0		0-0-0		HOME		0-2-0		0-0-0		2-2-0											
1-4-0		0-0-0		0-0-		AWAY		0-1-0		0-0-0		1-3-0											
7-11-0		0-1-0		0-0-0		NEUTRAL		1-3-0		1-4-0		5-3-0											
16-7-0		0-0-0		0-0-0		CONFERENCE		0-0-0		2-1-0		14-6-0											
10-3-0		0-0-0		0-0-0		HOME		0-0-0		2-1-0		8-2-0											
6-4-0		0-0-0		0-0-0		AWAY		0-0-0		0-0-0		6-4-0											
0-0-0		0-0-0		0-0-0		NEUTRAL		0-0-0		0-0-0		0-0-0											
RPI	S	Opponent		Score		RPI	S	Opponent		Score		RPI	S	Opponent		Score		RPI	S	Opponent		Score	
6	N	Florida		1	6							58	H	Pittsburgh		1	5	103	N	Boston U.		0	2
												58	H	Pittsburgh		0	8	116	N	Ball St.		2	6
												58	N	Pittsburgh		0	1	117	N	Loyola (IL)		0	1
												84	A	Radford		0	5	135	H	Quinnipiac		3	2
												84	N	Radford		3	4	135	H	Quinnipiac		11	1
												87	N	Valparaiso		2	4	135	H	Quinnipiac		3	4
												89	N	St. Joseph's		8	3	143	N	James Madison		3	2
																		143	N	James Madison		4	10
																		151	A	Charlotte		11	7
																		151	A	Charlotte		0	5
																		159	H	Long Island		3	2
																		159	H	Long Island		8	7
																		160	H	Kent St.		6	1
																		160	H	Kent St.		0	4
																		161	A	Bryant		1	5
																		161	A	Bryant		7	0
																		170	A	Monmouth		2	4
																		170	A	Monmouth		0	1
																		173	A	Central Conn. St.		2	4
																		173	A	Central Conn. St.		5	0
																		173	H	Central Conn. St.		1	0
								LAST 10 GAMES				175	H	Sacred Heart		3	7	175	H	Sacred Heart		7	10
								175 H Sacred Heart		3	7	261	A	St. Francis (PA)		6	5	175	H	Sacred Heart		3	2
								135 H Quinnipiac		3	4	261	A	St. Francis (PA)		10	1	189	A	Akron		0	4
								173 H Central Conn. St.		1	0	135	H	Quinnipiac		3	2	189	A	Akron		0	8
								246 H Mt. St. Mary's		14	0	135	H	Quinnipiac		11	1	197	A	Fairleigh Dickinson		7	0
								246 H Mt. St. Mary's		4	0	244	H	St. Bonaventure		12	9						

RPI	S	Opponent	Score	
197	A	Fairleigh Dickinson	7	2
200	N	Seton Hall	2	7
202	N	Penn	8	14
219	N	Delaware	2	1
233	N	Georgetown	0	1
244	H	St. Bonaventure	3	7
244	H	St. Bonaventure	12	9
246	H	Mt. St. Mary's	4	0
246	H	Mt. St. Mary's	14	0
251	N	Holy Cross	3	1
253	H	Wagner	3	1
253	H	Wagner	2	0
255	N	Toledo	6	1
261	A	St. Francis (PA)	10	1
261	A	St. Francis (PA)	6	5
269	N	South Dakota	3	0
275	N	La Salle	8	0

Robert Morris

R  
o  
b  
e  
r  
t  
M  
o  
r  
r  
i  
s

R  
o  
b  
e  
r  
t  
M  
o  
r  
r  
i  
s

Average RPI Win: 197		WON-LOST RECORD	WINNING PCT. RANK	LAST 10 GAMES	STRENGTH OF SCHEDULE	OPP. STRENGTH OF SCHEDULE	TEAM RPI	ADJ RPI	CONF. RPI	ADJ CONF. RPI	
Average RPI Loss: 157											
DIV. I ONLY		28-15-1	.64773 62	5-5-0	262	208	148	.48052 157	25	25	
DIV. I NON-CONF.		12-5-1	.69444 42	2-0-0	253	187	110	.50973 112	23	23	
<hr/>											
TOTALS		RPI 1-25	RPI 26-50		W-L RECORDS		RPI 51-100		RPI 101-150		RPI 150+
28-15-1		0-1-0	0-0-0		OVERALL		2-2-0		7-5-0		19-7-1
11-5-1		0-0-0	0-0-0		HOME		0-0-0		6-2-0		5-3-1
9-6-0		0-0-0	0-0-0		AWAY		1-1-0		0-1-0		8-4-0
8-4-0		0-1-0	0-0-0		NEUTRAL		1-1-0		1-2-0		6-0-0
12-5-1		0-1-0	0-0-0		NON-CONFERENCE		2-2-0		3-1-0		7-1-1
3-1-1		0-0-0	0-0-0		HOME		0-0-0		2-0-0		1-1-1
4-2-0		0-0-0	0-0-		AWAY		1-1-0		0-1-0		3-0-0
5-2-0		0-1-0	0-0-0		NEUTRAL		1-1-0		1-0-0		3-0-0
16-10-0		0-0-0	0-0-0		CONFERENCE		0-0-0		4-4-0		12-6-0
8-4-0		0-0-0	0-0-0		HOME		0-0-0		4-2-0		4-2-0
5-4-0		0-0-0	0-0-0		AWAY		0-0-0		0-0-0		5-4-0
3-2-0		0-0-0	0-0-0		NEUTRAL		0-0-0		0-2-0		3-0-0
RPI S	Opponent	Score		RPI S	Opponent	Score		RPI S	Opponent	Score	
7 N	California	8	18			64 N	Northwestern 1 8	106 H	North Dakota St.	4	5
						66 N	Iowa 4 0	106 H	North Dakota St.	3	4
						85 A	Miami (OH) 4 2	106 H	North Dakota St.	6	5
						88 A	Cal St. Fullerton 0 2	106 N	North Dakota St.	0	5
								109 H	Butler	10	7
								109 H	Butler	3	1
								110 N	UC Santa Barbara	6	2
								115 H	UMKC	2	0
								115 H	UMKC	7	2
								115 H	UMKC	3	1
								115 N	UMKC	2	5
								146 A	Cal St. Northridge	1	4
								181 H	Western Ill.	2	1
								181 H	Western Ill.	3	6
								181 H	Western Ill.	4	3
								210 A	Southern Utah	14	3
								210 A	Southern Utah	3	4
								210 A	Southern Utah	2	6
								214 H	Presbyterian	4	4
								214 N	Presbyterian	5	0
								217 A	Bowling Green	12	2
								217 A	Bowling Green	5	4
								243 N	South Dakota St.	6	1
								243 N	South Dakota St.	12	5
								243 N	South Dakota St.	6	4
								245 H	IUPUI	2	1
								245 H	IUPUI	7	8
								245 H	IUPUI	7	8
LAST 10 GAMES											
				115 N	UMKC	2	5	256 A	Oakland	9	0
				106 N	North Dakota St.	0	5	256 A	Oakland	1	5
				245 H	IUPUI	2	1	256 A	Oakland	2	3
				245 H	IUPUI	7	8	217 A	Bowling Green	5	4
				245 H	IUPUI	6	0	217 A	Bowling Green	12	2

Non-Div. I Games:

IPFW

RPI	S	Opponent	Score	
245	H	IUPUI	6	0
255	H	Toledo	1	5
255	H	Toledo	17	1
256	A	Oakland	2	3
256	A	Oakland	9	0
256	A	Oakland	1	5
263	N	Western Caro.	2	0
271	N	Rider	5	0
276	A	Centenary (LA)	10	2
276	A	Centenary (LA)	8	6
276	A	Centenary (LA)	10	2
287	A	N.C. A&T	8	0

I  
P  
F  
W

I  
P  
F  
W

IPFW

Average RPI Win:		176	WON-LOST RECORD		WINNING PCT. RANK		LAST 10 GAMES		STRENGTH OF SCHEDULE		OPP. STRENGTH OF SCHEDULE		TEAM RPI		ADJ RPI		CONF. RPI		ADJ CONF. RPI					
DIV. I ONLY			22-28-0		.44		175		3-7-0		174		84		167		.48016		158		10		10	
DIV. I NON-CONF.			15-14-0		.51724		121		0-1-0		157		123		121		.50462		120		9		10	
TOTALS		RPI 1-25		RPI 26-50		W-L RECORDS		RPI 51-100		RPI 101-150		RPI 150+												
22-28-0		0-4-0		0-4-0		OVERALL		3-10-0		4-7-0		15-3-0												
12-9-0		0-1-0		0-0-0		HOME		2-5-0		3-3-0		7-0-0												
4-12-0		0-2-0		0-3-0		AWAY		0-2-0		0-3-0		4-2-0												
6-7-0		0-1-0		0-1-0		NEUTRAL		1-3-0		1-1-0		4-1-0												
15-14-0		0-4-0		0-1-0		NON-CONFERENCE		1-6-0		1-1-0		13-2-0												
7-2-0		0-1-0		0-0-0		HOME		0-1-0		0-0-0		7-0-0												
2-5-0		0-2-0		0-0-		AWAY		0-2-0		0-0-0		2-1-0												
6-7-0		0-1-0		0-1-0		NEUTRAL		1-3-0		1-1-0		4-1-0												
7-14-0		0-0-0		0-3-0		CONFERENCE		2-4-0		3-6-0		2-1-0												
5-7-0		0-0-0		0-0-0		HOME		2-4-0		3-3-0		0-0-0												
2-7-0		0-0-0		0-3-0		AWAY		0-0-0		0-3-0		2-1-0												
0-0-0		0-0-0		0-0-0		NEUTRAL		0-0-0		0-0-0		0-0-0												
RPI	S	Opponent		Score		RPI	S	Opponent		Score		RPI	S	Opponent		Score								
19	A	Stanford		3	5	34	A	Long Beach St.		0	10	52	H	Pacific		0	6							
19	A	Stanford		3	4	34	A	Long Beach St.		1	3	52	H	Pacific		3	1							
19	H	Stanford		0	6	34	A	Long Beach St.		1	2	52	H	Pacific		0	4							
23	N	Kentucky		0	2	48	N	Memphis		3	8	56	A	Hawaii		1	9							
												56	A	Hawaii		0	8							
												64	N	Northwestern		4	11							
												74	N	Texas St.		0	4							
												74	N	Texas St.		4	1							
												78	H	Oregon St.		0	1							
												79	N	Boise St.		0	2							
												88	H	Cal St. Fullerton		9	1							
												88	H	Cal St. Fullerton		4	11							
												88	H	Cal St. Fullerton		0	1							
								LAST 10 GAMES																
								110 A UC Santa Barbara		0	2													
								110 A UC Santa Barbara		2	3													
								110 A UC Santa Barbara		3	4													
								131 H Cal Poly		2	6													
								131 H Cal Poly		9	1													
								131 H Cal Poly		2	5													
								131 H Cal Poly		3	2													
								131 H Cal Poly		17	5													
								131 H Cal Poly		8	9													
								131 H Cal Poly		0	6													
								131 H Cal Poly		2	9													
								131 H Cal Poly		3	2													
								131 H Cal Poly		17	5													
								131 H Cal Poly		6	0													
								131 H Cal Poly		6	11													
								131 H Cal Poly		3	2													
								131 H Cal Poly		8	9													
								131 H Cal Poly		17	5													
								131 H Cal Poly		6	0													

RPI	S	Opponent	Score	
249	H	Utah Valley	1	0
265	H	Santa Clara	9	1

UC Davis

U  
C  
D  
a  
v  
i  
s

U  
C  
D  
a  
v  
i  
s



Average RPI Win:		151	WON-LOST RECORD		WINNING PCT. RANK	LAST 10 GAMES		STRENGTH OF SCHEDULE		OPP. STRENGTH OF SCHEDULE	TEAM RPI	ADJ RPI	CONF. RPI	ADJ CONF. RPI			
Average RPI Loss:		109															
DIV. I ONLY			18-35-0		.33962	224	5-5-0		68	130	160	.47863	159	23	24		
DIV. I NON-CONF.			10-23-0		.30303	230	1-0-0		19	35	118	.50695	118	24	26		
TOTALS		RPI 1-25		RPI 26-50		W-L RECORDS		RPI 51-100		RPI 101-150		RPI 150+					
18-35-0		0-5-0		1-5-0		OVERALL		4-6-0		5-5-0		8-14-0					
5-7-0		0-0-0		0-0-0		HOME		1-0-0		0-0-0		4-7-0					
6-8-0		0-0-0		0-1-0		AWAY		1-2-0		2-0-0		3-5-0					
7-20-0		0-5-0		1-4-0		NEUTRAL		2-4-0		3-5-0		1-2-0					
10-23-0		0-5-0		1-5-0		NON-CONFERENCE		4-6-0		3-5-0		2-2-0					
2-0-0		0-0-0		0-0-0		HOME		1-0-0		0-0-0		1-0-0					
1-3-0		0-0-0		0-0-		AWAY		1-2-0		0-0-0		0-0-0					
7-20-0		0-5-0		1-4-0		NEUTRAL		2-4-0		3-5-0		1-2-0					
8-12-0		0-0-0		0-0-0		CONFERENCE		0-0-0		2-0-0		6-12-0					
3-7-0		0-0-0		0-0-0		HOME		0-0-0		0-0-0		3-7-0					
5-5-0		0-0-0		0-0-0		AWAY		0-0-0		2-0-0		3-5-0					
0-0-0		0-0-0		0-0-0		NEUTRAL		0-0-0		0-0-0		0-0-0					
RPI	S	Opponent		Score		RPI	S	Opponent		Score		RPI	S	Opponent		Score	
3	N	Texas		0	10	28	N	Tulsa		0	7	53	A	South Fla.		1	5
6	N	Florida		2	9	30	N	Texas Tech		4	8	55	H	Hofstra		3	2
10	N	Michigan		0	6	35	N	La.-Lafayette		0	4	61	A	Fla. Atlantic		0	2
14	N	Texas A&M		0	3	42	A	North Carolina		5	6	61	A	Fla. Atlantic		6	1
16	N	Nebraska		1	6	45	N	Longwood		0	8	61	N	Fla. Atlantic		0	1
						47	N	Penn St.		1	0	65	N	Virginia		4	9
												71	N	North Carolina St.		5	7
												78	N	Oregon St.		3	0
												84	N	Radford		4	3
												88	N	Cal St. Fullerton		4	13

Non-Div. I Games:

Long Island

RPI	S	Opponent	Score	
246	H	Mt. St. Mary's	7	4
253	H	Wagner	1	3
253	H	Wagner	4	6
261	A	St. Francis (PA)	8	1
261	A	St. Francis (PA)	13	3

Long Island

L  
o  
n  
g  
I  
s  
l  
a  
n  
d

L  
o  
n  
g  
I  
s  
l  
a  
n  
d

Page 250

**Non-Div. I Games:**

Kent St.

K  
e  
n  
t  
s  
t  
.

1  
6  
1  
4  
8  
4

Kent St.

B  
r  
y  
a  
n  
t

Bryant

RPI	S	Opponent	Score	
239	N	Columbia	2	5
246	A	Mt. St. Mary's	0	1
246	A	Mt. St. Mary's	7	6
249	N	Utah Valley	16	15
249	N	Utah Valley	6	7
251	A	Holy Cross	5	2
253	H	Wagner	11	3
253	H	Wagner	26	0
261	H	St. Francis (PA)	3	2
261	H	St. Francis (PA)	4	2
262	N	Detroit	2	0
275	N	La Salle	0	1
279	N	Lafayette	2	1

Bryant

B  
r  
y  
a  
n  
t

B  
r  
y  
a  
n  
t

Average RPI Win:	197	WON-LOST RECORD	WINNING PCT. RANK	LAST 10 GAMES	STRENGTH OF SCHEDULE	OPP. STRENGTH OF SCHEDULE	TEAM RPI	ADJ RPI	CONF. RPI	ADJ CONF. RPI		
DIV. I ONLY		24-18-0	.57143	93	5-5-0	245	183	161	.47721	162	27	27
DIV. I NON-CONF.		9-11-0	.45	165	0-0-0	119	109	131	.49603	136	26	24
<hr/>												
TOTALS	RPI 1-25	RPI 26-50		W-L RECORDS		RPI 51-100		RPI 101-150		RPI 150+		
24-18-0	0-0-0	0-2-0		OVERALL		4-5-0		3-6-0		17-5-0		
10-6-0	0-0-0	0-1-0		HOME		0-1-0		1-1-0		9-3-0		
10-7-0	0-0-0	0-1-0		AWAY		1-1-0		2-4-0		7-1-0		
4-5-0	0-0-0	0-0-0		NEUTRAL		3-3-0		0-1-0		1-1-0		
9-11-0	0-0-0	0-2-0		NON-CONFERENCE		4-5-0		3-2-0		2-2-0		
2-4-0	0-0-0	0-1-0		HOME		0-1-0		1-1-0		1-1-0		
3-2-0	0-0-0	0-0-		AWAY		1-1-0		2-0-0		0-0-0		
4-5-0	0-0-0	0-0-0		NEUTRAL		3-3-0		0-1-0		1-1-0		
15-7-0	0-0-0	0-0-0		CONFERENCE		0-0-0		0-4-0		15-3-0		
8-2-0	0-0-0	0-0-0		HOME		0-0-0		0-0-0		8-2-0		
7-5-0	0-0-0	0-0-0		AWAY		0-0-0		0-4-0		7-1-0		
0-0-0	0-0-0	0-0-0		NEUTRAL		0-0-0		0-0-0		0-0-0		
RPI	S	Opponent	Score	RPI	S	Opponent	Score	RPI	S	Opponent	Score	
				43	A	San Diego St.	2 5	51	N	Kansas	0 7	
				43	H	San Diego St.	1 7	72	H	Wisconsin	1 7	
								72	N	Wisconsin	9 0	
								72	N	Wisconsin	1 2	
								82	A	Harvard	0 1	
								96	N	Troy	8 0	
								100	A	UNLV	8 5	
								100	N	UNLV	0 2	
								100	N	UNLV	4 1	

Non-Div. I Games: UC San Diego 0 3

San Diego

RPI	S	Opponent	Score	
265	A	Santa Clara	9	0
265	A	Santa Clara	8	0
268	H	Seattle	3	4
268	H	Seattle	2	0

San Diego

S  
a  
n  
D  
i  
e  
g  
o

S  
a  
n  
D  
i  
e  
g  
o



Average RPI Win:	231	WON-LOST	WINNING	LAST 10	STRENGTH OF	OPP. STRENGTH	TEAM	ADJ	CONF.	ADJ CONF.					
Average RPI Loss:	116	RECORD	PCT. RANK	GAMES	SCHEDULE	OF SCHEDULE	RPI	RPI	RPI	RPI					
DIV. I ONLY		33-24-0	.57895	91	9-1-0	246	241	172	.47668	163	30	30			
DIV. I NON-CONF.		15-23-0	.39474	191	0-0-0	250	152	225	.43971	223	31	31			
<hr/>															
TOTALS	RPI 1-25	RPI 26-50		W-L RECORDS		RPI 51-100		RPI 101-150		RPI 150+					
33-24-0	0-0-0	0-4-0		OVERALL		2-8-0		2-2-0		29-10-0					
11-7-0	0-0-0	0-1-0		HOME		1-2-0		0-0-0		10-4-0					
8-4-0	0-0-0	0-1-0		AWAY		0-0-0		1-2-0		7-1-0					
14-13-0	0-0-0	0-2-0		NEUTRAL		1-6-0		1-0-0		12-5-0					
15-23-0	0-0-0	0-4-0		NON-CONFERENCE		2-8-0		2-2-0		11-9-0					
4-7-0	0-0-0	0-1-0		HOME		1-2-0		0-0-0		3-4-0					
2-4-0	0-0-0	0-0-		AWAY		0-0-0		1-2-0		1-1-0					
9-12-0	0-0-0	0-2-0		NEUTRAL		1-6-0		1-0-0		7-4-0					
18-1-0	0-0-0	0-0-0		CONFERENCE		0-0-0		0-0-0		18-1-0					
7-0-0	0-0-0	0-0-0		HOME		0-0-0		0-0-0		7-0-0					
6-0-0	0-0-0	0-0-0		AWAY		0-0-0		0-0-0		6-0-0					
5-1-0	0-0-0	0-0-0		NEUTRAL		0-0-0		0-0-0		5-1-0					
RPI	S	Opponent	Score	RPI	S	Opponent	Score	RPI	S	Opponent	Score				
				42	N	North Carolina	0 5	51	N	Kansas	4 7	123	A	Loyola Marymount	2 9
				42	N	North Carolina	2 7	51	N	Kansas	7 17	142	A	North Florida	5 1
				44	A	Jacksonville	0 5	51	N	Kansas	0 5	142	A	North Florida	5 6
				44	H	Jacksonville	3 11	53	H	South Fla.	2 7	149	N	Villanova	8 2
								53	H	South Fla.	1 6	153	N	Charleston So.	2 3
								87	N	Valparaiso	1 0	153	N	Charleston So.	3 11
								87	N	Valparaiso	2 5	160	H	Kent St.	3 10
								89	N	St. Joseph's	1 2	160	H	Kent St.	1 16
								90	H	UCF	5 0	170	H	Monmouth	4 6
								98	N	Western Mich.	1 5	170	H	Monmouth	1 7
												185	A	Stetson	5 3
												185	A	Stetson	3 17
												193	H	Florida A&M	5 4
												193	H	Florida A&M	6 5
												193	H	Florida A&M	11 3
												195	H	Delaware St.	5 0
												195	N	Delaware St.	1 2
												195	N	Delaware St.	5 4
												195	N	Delaware St.	7 1
												208	N	Buffalo	12 1
												221	N	Canisius	5 8
				LAST 10 GAMES								227	N	Howard	17 0
				195	N	Delaware St.	5 4	227	N	Howard	8 0	227	N	Howard	8 0
				195	N	Delaware St.	7 1	287	A	N.C. A&T	7 0	243	N	South Dakota St.	13 12
				195	N	Delaware St.	1 2	287	A	N.C. A&T	20 1	243	N	South Dakota St.	8 4
				227	N	Howard	17 0	287	A	N.C. A&T	9 7	248	N	Northern Colo.	5 9
				264	N	Norfolk St.	6 3	193	H	Florida A&M	6 5	249	N	Utah Valley	11 7

**Non-Div. I Games:**

Bethune-Cookman

RPI	S	Opponent	Score	
253	N	Wagner	2	1
254	N	North Dakota	5	4
255	N	Toledo	14	5
264	H	Norfolk St.	11	5
264	H	Norfolk St.	7	1
264	H	Norfolk St.	2	1
264	N	Norfolk St.	6	3
286	H	N.C. Central	10	2
286	H	N.C. Central	10	1
286	H	N.C. Central	2	1
287	A	N.C. A&T	7	0
287	A	N.C. A&T	20	1
287	A	N.C. A&T	9	7
288	A	South Carolina St.	10	0
288	A	South Carolina St.	9	1
288	A	South Carolina St.	10	1

Bethune-Cookman

B  
e  
t  
h  
u  
n  
e  
-  
C  
o  
o  
k  
m  
a  
n

B  
e  
t  
h  
u  
n  
e  
-  
C  
o  
o  
k  
m  
a  
n

Average RPI Win:		187	WON-LOST RECORD		WINNING PCT. RANK		LAST 10 GAMES		STRENGTH OF SCHEDULE		OPP. STRENGTH OF SCHEDULE		TEAM RPI		ADJ RPI		CONF. RPI		ADJ CONF. RPI	
DIV. I ONLY			26-32-0		.44828 171		5-5-0		163		149		169		.47642 164		16		17	
DIV. I NON-CONF.			14-16-0		.46667 152		0-0-0		186		150		166		.48358 158		16		16	
TOTALS		RPI 1-25		RPI 26-50		W-L RECORDS		RPI 51-100		RPI 101-150		RPI 150+								
26-32-0		0-0-0		2-7-0		OVERALL		0-8-0		7-12-0		17-5-0								
12-9-0		0-0-0		0-0-0		HOME		0-3-0		5-3-0		7-3-0								
7-17-0		0-0-0		2-5-0		AWAY		0-4-0		1-6-0		4-2-0								
7-6-0		0-0-0		0-2-0		NEUTRAL		0-1-0		1-3-0		6-0-0								
14-16-0		0-0-0		2-3-0		NON-CONFERENCE		0-8-0		3-2-0		9-3-0								
4-5-0		0-0-0		0-0-0		HOME		0-3-0		2-0-0		2-2-0								
4-7-0		0-0-0		2-0-		AWAY		0-4-0		0-0-0		2-1-0								
6-4-0		0-0-0		0-1-0		NEUTRAL		0-1-0		1-2-0		5-0-0								
12-16-0		0-0-0		0-4-0		CONFERENCE		0-0-0		4-10-0		8-2-0								
8-4-0		0-0-0		0-0-0		HOME		0-0-0		3-3-0		5-1-0								
3-10-0		0-0-0		0-3-0		AWAY		0-0-0		1-6-0		2-1-0								
1-2-0		0-0-0		0-1-0		NEUTRAL		0-0-0		0-1-0		1-0-0								
RPI	S	Opponent	Score	RPI	S	Opponent	Score	RPI	S	Opponent	Score	RPI	S	Opponent	Score					
				38	N	UAB	7 8	51	H	Kansas	3 8	107	A	Ga. Southern	1 3					
				42	A	North Carolina	5 2	54	A	Virginia Tech	4 13	107	A	Ga. Southern	2 7					
				42	A	North Carolina	1 4	54	A	Virginia Tech	3 11	107	A	Ga. Southern	0 8					
				46	A	Chattanooga	5 9	55	N	Hofstra	0 16	107	A	Ga. Southern	2 0					
				46	A	Chattanooga	0 3	71	A	North Carolina St.	5 8	113	H	Col. of Charleston	5 4					
				46	A	Chattanooga	0 8	71	A	North Carolina St.	0 9	113	H	Col. of Charleston	4 0					
				46	N	Chattanooga	0 13	73	H	Minnesota	0 1	113	H	Col. of Charleston	0 7					
				49	A	Florida St.	3 13	73	H	Minnesota	6 8	113	N	Col. of Charleston	0 2					
				49	A	Florida St.	1 0					121	H	Appalachian St.	2 6					
												121	H	Appalachian St.	0 1					
												121	H	Appalachian St.	4 0					
												126	N	St. John's (NY)	13 3					
												126	N	St. John's (NY)	7 13					
												128	N	Western Ky.	1 7					
												134	H	Liberty	9 1					
												134	H	Liberty	7 6					
												141	A	Elon	0 1					
												141	A	Elon	0 15					
												141	A	Elon	0 7					
												151	A	Charlotte	0 3					
												151	H	Charlotte	2 7					
												151	H	Charlotte	3 2					
				113	N	Col. of Charleston	0 2	141	A	Elon	0 1	201	H	Morehead St.	1 13					
				46	N	Chattanooga	0 13	141	A	Elon	0 15	201	H	Morehead St.	3 2					
				215	N	Samford	4 1	215	H	Samford	3 2	203	N	Eastern Ky.	5 2					
				107	A	Ga. Southern	2 0	215	H	Samford	4 1	203	N	Eastern Ky.	10 1					
				141	A	Elon	0 7	215	H	Samford	12 4	215	H	Samford	4 1					

**Non-Div. I Games:**

UNC Greensboro

RPI	S	Opponent	Score	
215	H	Samford	3	2
215	H	Samford	12	4
215	N	Samford	4	1
223	H	Furman	4	8
223	H	Furman	7	3
223	H	Furman	4	2
224	N	Evansville	9	3
261	N	St. Francis (PA)	8	6
261	N	St. Francis (PA)	3	1
263	A	Western Caro.	2	3
263	A	Western Caro.	10	1
263	A	Western Caro.	18	3
287	A	N.C. A&T	11	3
287	A	N.C. A&T	11	3

UNC Greensboro

U  
N  
C  
G  
r  
e  
e  
n  
s  
b  
o  
r  
o

U  
N  
C  
G  
r  
e  
e  
n  
s  
b  
o  
r  
o

Average RPI Win:		139	WON-LOST RECORD		WINNING PCT. RANK	LAST 10 GAMES		STRENGTH OF SCHEDULE		OPP. STRENGTH OF SCHEDULE	TEAM RPI	ADJ RPI		CONF. RPI	ADJ CONF. RPI		
DIV. I ONLY			15-31-0		.32609	230		4-6-0		95	44	175	.47604	165	5	4	
DIV. I NON-CONF.			10-16-0		.38462	194		4-0-0		228	113	217	.44966	213	5	5	
TOTALS		RPI 1-25		RPI 26-50		W-L RECORDS		RPI 51-100		RPI 101-150		RPI 150+					
15-31-0		0-4-0		0-10-0		OVERALL		6-7-0		3-3-0		6-7-0					
7-6-0		0-3-0		0-2-0		HOME		3-0-0		2-0-0		2-1-0					
6-15-0		0-0-0		0-5-0		AWAY		3-3-0		1-1-0		2-6-0					
2-10-0		0-1-0		0-3-0		NEUTRAL		0-4-0		0-2-0		2-0-0					
10-16-0		0-1-0		0-2-0		NON-CONFERENCE		1-3-0		3-3-0		6-7-0					
5-1-0		0-0-0		0-0-0		HOME		1-0-0		2-0-0		2-1-0					
3-7-0		0-0-0		0-0-		AWAY		0-0-0		1-1-0		2-6-0					
2-8-0		0-1-0		0-2-0		NEUTRAL		0-3-0		0-2-0		2-0-0					
5-15-0		0-3-0		0-8-0		CONFERENCE		5-4-0		0-0-0		0-0-0					
2-5-0		0-3-0		0-2-0		HOME		2-0-0		0-0-0		0-0-0					
3-8-0		0-0-0		0-5-0		AWAY		3-3-0		0-0-0		0-0-0					
0-2-0		0-0-0		0-1-0		NEUTRAL		0-1-0		0-0-0		0-0-0					
RPI	S	Opponent		Score		RPI	S	Opponent		Score		RPI	S	Opponent		Score	
12	N	Tennessee		0	8	31	A	Maryland		3	4	54	A	Virginia Tech		1	9
18	H	Georgia Tech		2	11	31	A	Maryland		0	1	54	A	Virginia Tech		10	11
18	H	Georgia Tech		7	9	31	A	Maryland		3	4	54	A	Virginia Tech		2	4
18	H	Georgia Tech		1	2	32	N	DePaul		0	8	54	N	Virginia Tech		2	3
						32	N	DePaul		5	7	60	N	FIU		7	11
						42	A	North Carolina		2	6	65	A	Virginia		11	3
						42	A	North Carolina		0	4	65	A	Virginia		9	3
						42	N	North Carolina		0	9	65	A	Virginia		7	6
						49	H	Florida St.		1	7	71	H	North Carolina St.		5	3
						49	H	Florida St.		4	11	71	H	North Carolina St.		2	0
												82	H	Harvard		4	1
												83	N	Michigan St.		6	8
												83	N	Michigan St.		0	2
				LAST 10 GAMES													
						42	N	North Carolina		0	9	148	H	Providence		13	5
						103	H	Boston U.		10	3	190	H	Dartmouth		5	3
						18	H	Georgia Tech		7	9	190	H	Dartmouth		7	2
						18	H	Georgia Tech		2	11	42	A	North Carolina		2	6
						18	H	Georgia Tech		1	2	42	A	North Carolina		0	4

Non-Div. I Games:

Boston College

Average RPI Win:	176	WON-LOST RECORD	WINNING PCT. RANK	LAST 10 GAMES	STRENGTH OF SCHEDULE	OPP. STRENGTH OF SCHEDULE	TEAM RPI	ADJ RPI	CONF. RPI	ADJ CONF. RPI				
DIV. I ONLY		29-30-0	.49153	151	5-5-0	181	179	156	.47463	166	19	19		
DIV. I NON-CONF.		7-16-0	.30435	228	0-1-0	249	147	251	.41248	251	21	20		
<hr/>														
TOTALS	RPI 1-25	RPI 26-50		W-L RECORDS		RPI 51-100		RPI 101-150		RPI 150+				
29-30-0	0-1-0	0-0-0		OVERALL		5-9-0		6-11-0		18-9-0				
13-9-0	0-0-0	0-0-0		HOME		1-1-0		2-2-0		10-6-0				
11-13-0	0-0-0	0-0-0		AWAY		3-4-0		3-6-0		5-3-0				
5-8-0	0-1-0	0-0-0		NEUTRAL		1-4-0		1-3-0		3-0-0				
<hr/>														
7-16-0	0-1-0	0-0-0		NON-CONFERENCE		0-3-0		2-8-0		5-4-0				
4-3-0	0-0-0	0-0-0		HOME		0-1-0		1-1-0		3-1-0				
1-7-0	0-0-0	0-0-		AWAY		0-0-0		1-4-0		0-3-0				
2-6-0	0-1-0	0-0-0		NEUTRAL		0-2-0		0-3-0		2-0-0				
<hr/>														
22-14-0	0-0-0	0-0-0		CONFERENCE		5-6-0		4-3-0		13-5-0				
9-6-0	0-0-0	0-0-0		HOME		1-0-0		1-1-0		7-5-0				
10-6-0	0-0-0	0-0-0		AWAY		3-4-0		2-2-0		5-0-0				
3-2-0	0-0-0	0-0-0		NEUTRAL		1-2-0		1-0-0		1-0-0				
<hr/>														
RPI	S	Opponent	Score		RPI	S	Opponent	Score		RPI	S	Opponent	Score	
5	N	Missouri	0	5										
							63 H Southern Ill.	0	10	118	A	La.-Monroe	3	11
							67 N South Ala.	3	8	118	A	La.-Monroe	1	6
							75 A Eastern Ill.	0	2	128	N	Western Ky.	5	8
							75 A Eastern Ill.	9	1	130	A	St. Louis	3	8
							75 A Eastern Ill.	4	0	130	H	St. Louis	2	3
							75 A Eastern Ill.	0	4	130	H	St. Louis	5	1
							75 H Eastern Ill.	8	4	136	A	UT Martin	2	7
							76 A Jacksonville St.	8	13	136	H	UT Martin	1	7
							76 A Jacksonville St.	5	8	136	H	UT Martin	5	4
							76 A Jacksonville St.	7	6	138	A	SIU Edwardsville	11	4
							76 N Jacksonville St.	5	9	138	A	SIU Edwardsville	8	6
							76 N Jacksonville St.	0	4	138	A	SIU Edwardsville	1	11
							76 N Jacksonville St.	3	2	138	N	SIU Edwardsville	4	3
							81 N Missouri St.	2	3	140	A	Middle Tenn.	3	7
										140	A	Middle Tenn.	3	2
										150	N	Northwestern St.	1	2
										150	N	Northwestern St.	2	10
										152	A	Ole Miss	2	4
										177	H	Tennessee Tech	4	1
										177	H	Tennessee Tech	6	3
										177	H	Tennessee Tech	1	4
										179	H	Murray St.	7	9
										179	H	Murray St.	10	9
										179	H	Murray St.	11	4
										183	N	Louisiana Tech	5	4
										201	A	Morehead St.	4	3
										201	A	Morehead St.	14	7
<hr/>														
LAST 10 GAMES														
76	N	Jacksonville St.	5	9	138	N	SIU Edwardsville	4	3	179	H	Murray St.	10	9
75	A	Eastern Ill.	9	1	203	H	Eastern Ky.	2	9	179	H	Murray St.	11	4
76	N	Jacksonville St.	3	2	203	H	Eastern Ky.	0	8	183	N	Louisiana Tech	5	4
76	N	Jacksonville St.	0	4	203	H	Eastern Ky.	5	1	201	A	Morehead St.	4	3
75	A	Eastern Ill.	4	0	130	H	St. Louis	2	3	201	A	Morehead St.	14	7

Non-Div. I Games: Williams Baptist 4 1 Williams Baptist 5 2

Southeast Mo. St.

RPI	S	Opponent	Score	
203	H	Eastern Ky.	5	1
203	H	Eastern Ky.	2	9
203	H	Eastern Ky.	0	8
224	H	Evansville	2	4
224	H	Evansville	9	0
230	H	Indiana St.	10	8
230	H	Indiana St.	4	2
230	N	Indiana St.	6	2
247	A	Belmont	0	3
247	A	Belmont	5	6
250	H	Austin Peay	8	5
250	H	Austin Peay	9	1
250	H	Austin Peay	1	2
250	N	Austin Peay	6	3
252	A	Tennessee St.	10	0
252	A	Tennessee St.	6	5
252	A	Tennessee St.	5	3

Southeast Mo. St.  
.  
S  
t  
.  
.

S  
o  
u  
t  
h  
e  
a  
s  
t  
M  
o  
.  
S  
t  
.

R  
u  
t  
g  
e  
r  
s

Rutgers



RPI	S	Opponent	Score	
237	N	Brown	15	3
272	N	Texas Southern	9	1
272	N	Texas Southern	12	7
289	N	Md.-East. Shore	13	3

Rutgers

R  
u  
t  
g  
e  
r  
s

R  
u  
t  
g  
e  
r  
s

Average RPI Win:	210	WON-LOST RECORD	WINNING PCT. RANK	LAST 10 GAMES	STRENGTH OF SCHEDULE	OPP. STRENGTH OF SCHEDULE	TEAM RPI	ADJ RPI	CONF. RPI	ADJ CONF. RPI		
DIV. I ONLY		25-22-1	.53125	125	4-4-0	207	238	166	.47392	168	24	23
DIV. I NON-CONF.		13-13-1	.5	128	0-0-0	215	238	184	.46994	182	25	25
<hr/>												
TOTALS	RPI 1-25	RPI 26-50		W-L RECORDS		RPI 51-100		RPI 101-150		RPI 150+		
25-22-1	0-0-0	1-1-0		OVERALL		1-5-0		1-5-0		22-11-1		
5-2-0	0-0-0	0-0-0		HOME		0-0-0		0-0-0		5-2-0		
9-16-1	0-0-0	1-1-0		AWAY		1-5-0		1-3-0		6-7-1		
11-4-0	0-0-0	0-0-0		NEUTRAL		0-0-0		0-2-0		11-2-0		
<hr/>												
13-13-1	0-0-0	1-1-0		NON-CONFERENCE		0-2-0		1-5-0		11-5-1		
3-0-0	0-0-0	0-0-0		HOME		0-0-0		0-0-0		3-0-0		
4-9-1	0-0-0	1-0-		AWAY		0-2-0		1-3-0		2-3-1		
6-4-0	0-0-0	0-0-0		NEUTRAL		0-0-0		0-2-0		6-2-0		
<hr/>												
12-9-0	0-0-0	0-0-0		CONFERENCE		1-3-0		0-0-0		11-6-0		
2-2-0	0-0-0	0-0-0		HOME		0-0-0		0-0-0		2-2-0		
5-7-0	0-0-0	0-0-0		AWAY		1-3-0		0-0-0		4-4-0		
5-0-0	0-0-0	0-0-0		NEUTRAL		0-0-0		0-0-0		5-0-0		
<hr/>												
RPI S	Opponent	Score	RPI S	Opponent	Score	RPI S	Opponent	Score	RPI S	Opponent	Score	
			45 A	Longwood	1 9	54 A	Virginia Tech	0 9	127 A	Albany (NY)	1 13	
			45 A	Longwood	4 2	54 A	Virginia Tech	3 6	127 A	Albany (NY)	0 7	
						82 A	Harvard	0 5	127 N	Albany (NY)	2 3	
						82 A	Harvard	5 7	129 N	Binghamton	1 2	
						82 A	Harvard	0 4	134 A	Liberty	1 9	
						82 A	Harvard	8 1	134 A	Liberty	10 6	
									170 N	Monmouth	3 7	
									171 H	Colgate	8 0	
									171 H	Colgate	2 0	
									190 A	Dartmouth	9 5	
									190 A	Dartmouth	6 9	
									202 N	Penn	10 2	
									202 N	Penn	8 6	
									202 N	Penn	1 0	
									211 A	Princeton	2 3	
									211 A	Princeton	9 6	
									211 H	Princeton	14 1	
									211 H	Princeton	2 12	
									218 A	George Mason	6 7	
									218 A	George Mason	1 2	
									218 H	George Mason	5 0	
			LAST 10 GAMES						227 N	Howard	4 2	
			82 A	Harvard	0 4	211 A	Princeton	9 6	227 N	Howard	5 1	
			82 A	Harvard	0 5	211 A	Princeton	2 3	236 N	Yale	3 0	
			202 N	Penn	1 0	202 N	Penn	8 6	236 N	Yale	10 2	
			211 H	Princeton	2 12	202 N	Penn	10 2	237 H	Brown	3 9	
			211 H	Princeton	14 1	171 H	Colgate	2 0	237 H	Brown	2 1	

Non-Div. I Games: Ithaca 5 2 Ithaca 6 3

Cornell

RPI	S	Opponent	Score	
238	A	George Washington	6	7
238	A	George Washington	1	1
239	A	Columbia	4	6
239	A	Columbia	2	1
239	A	Columbia	2	1
239	A	Columbia	0	6
246	A	Mt. St. Mary's	16	10
246	A	Mt. St. Mary's	4	3
270	N	Bucknell	6	0
270	N	Bucknell	4	1
270	N	Bucknell	1	4
270	N	Bucknell	3	0
271	N	Rider	7	0

Cornell

C  
o  
r  
n  
e  
l  
l

C  
o  
r  
n  
e  
l  
l

Average RPI Win:	204	WON-LOST	WINNING	LAST 10	STRENGTH OF	OPP. STRENGTH	TEAM	ADJ	CONF.	ADJ CONF.			
Average RPI Loss:	130	RECORD	PCT. RANK	GAMES	SCHEDULE	OF SCHEDULE	RPI	RPI	RPI	RPI			
DIV. I ONLY	24-22-0	.52174	132	6-4-0	217	194	170	.47362	169	15	16		
DIV. I NON-CONF.	14-9-0	.6087	80	1-1-0	257	230	162	.479	169	17	17		
<hr/>													
TOTALS	RPI 1-25	RPI 26-50		W-L RECORDS		RPI 51-100		RPI 101-150		RPI 150+			
24-22-0	0-0-0	0-0-0		OVERALL		3-7-0		3-8-0		18-7-0			
7-3-0	0-0-0	0-0-0		HOME		2-3-0		0-0-0		5-0-0			
6-13-0	0-0-0	0-0-0		AWAY		1-2-0		2-8-0		3-3-0			
11-6-0	0-0-0	0-0-0		NEUTRAL		0-2-0		1-0-0		10-4-0			
<hr/>													
14-9-0	0-0-0	0-0-0		NON-CONFERENCE		1-4-0		1-1-0		12-4-0			
2-0-0	0-0-0	0-0-0		HOME		0-0-0		0-0-0		2-0-0			
1-3-0	0-0-0	0-0-		AWAY		1-2-0		0-1-0		0-0-0			
11-6-0	0-0-0	0-0-0		NEUTRAL		0-2-0		1-0-0		10-4-0			
<hr/>													
10-13-0	0-0-0	0-0-0		CONFERENCE		2-3-0		2-7-0		6-3-0			
5-3-0	0-0-0	0-0-0		HOME		2-3-0		0-0-0		3-0-0			
5-10-0	0-0-0	0-0-0		AWAY		0-0-0		2-7-0		3-3-0			
0-0-0	0-0-0	0-0-0		NEUTRAL		0-0-0		0-0-0		0-0-0			
<hr/>													
RPI	S	Opponent	Score	RPI	S	Opponent	Score	RPI	S	Opponent	Score		
				53 A South Fla.				0	5	108 A UNI		7	8
				57 N Massachusetts				0	7	109 A Butler		4	5
				72 A Wisconsin				4	2	109 A Butler		0	2
				72 A Wisconsin				1	5	109 A Butler		0	4
				86 N Drake				0	8	111 A Cleveland St.		4	9
				87 H Valparaiso				2	1	111 A Cleveland St.		4	1
				87 H Valparaiso				0	12	111 A Cleveland St.		3	0
				87 H Valparaiso				5	10	117 A Loyola (IL)		2	4
				94 H Ill.-Chicago				4	7	117 A Loyola (IL)		1	9
				94 H Ill.-Chicago				8	6	117 A Loyola (IL)		2	5
										135 N Quinnipiac		7	2
										171 N Colgate		3	2
										171 N Colgate		2	4
										173 N Central Conn. St.		5	2
										174 A Wright St.		1	8
										174 A Wright St.		2	5
										174 A Wright St.		2	5
										197 N Fairleigh Dickinson		4	2
										204 N Siena		8	3
										207 N Manhattan		6	5
						234 A Youngstown St.		11	5				
						234 A Youngstown St.		4	3				
						234 A Youngstown St.		13	3				
						235 N Army		0	2				
						243 H South Dakota St.		2	1				
						243 H South Dakota St.		6	1				
						254 N North Dakota		1	10				

Non-Div. I Games:

Green Bay

RPI	S	Opponent	Score	
255	N	Toledo	5	11
260	N	Hartford	5	2
262	H	Detroit	4	2
262	H	Detroit	13	6
262	H	Detroit	16	8
269	N	South Dakota	3	0
270	N	Bucknell	8	1
271	N	Rider	5	1
281	N	St. Peter's	4	1

**Non-Div. I Games:**

Monmouth

RPI	S	Opponent	Score
218	A	George Mason	2 3
227	N	Howard	3 5
238	N	George Washington	2 1
246	A	Mt. St. Mary's	5 1
246	A	Mt. St. Mary's	2 5
253	A	Wagner	6 3
253	A	Wagner	10 0
261	H	St. Francis (PA)	6 1
261	H	St. Francis (PA)	1 2
264	A	Norfolk St.	6 5
267	N	Morgan St.	5 0
271	A	Rider	13 7

Monmouth

colgate

Colgate



RPI	S	Opponent	Score	
235	A	Army	5	3
235	A	Army	7	4
235	A	Army	4	0
235	H	Army	6	0
235	H	Army	4	2
251	A	Holy Cross	2	1
251	A	Holy Cross	7	10
251	A	Holy Cross	8	4
251	A	Holy Cross	2	0
253	N	Wagner	2	4
270	H	Bucknell	5	2
270	H	Bucknell	9	0
270	H	Bucknell	5	4
270	H	Bucknell	3	2
271	N	Rider	6	1
279	H	Lafayette	4	3
279	H	Lafayette	1	0
279	H	Lafayette	3	4
279	H	Lafayette	12	3
281	N	St. Peter's	11	0

Colgate

C  
o  
l  
g  
a  
t  
e

C  
o  
l  
g  
a  
t  
e

Average RPI Win: 176		WON-LOST	WINNING	LAST 10	STRENGTH OF		OPP. STRENGTH	TEAM	ADJ	CONF.	ADJ CONF.
Average RPI Loss: 72		RECORD	PCT. RANK	GAMES	SCHEDULE		OF SCHEDULE	RPI	RPI	RPI	RPI
DIV. I ONLY		17-38-0	.30909	238	1-9-0		85	73	180	.47275	172
DIV. I NON-CONF.		13-17-0	.43333	171	0-2-0		169	135	174	.48034	167
TOTALS		RPI 1-25	RPI 26-50		W-L RECORDS		RPI 51-100		RPI 101-150		RPI 150+
17-38-0		1-6-0	0-13-0		OVERALL		2-11-0		2-5-0		12-3-0
12-14-0		1-3-0	0-6-0		HOME		1-3-0		0-0-0		10-2-0
2-16-0		0-1-0	0-7-0		AWAY		0-6-0		1-2-0		1-0-0
3-8-0		0-2-0	0-0-0		NEUTRAL		1-2-0		1-3-0		1-1-0
13-17-0		1-2-0	0-1-0		NON-CONFERENCE		2-8-0		1-3-0		9-3-0
9-5-0		1-0-0	0-0-0		HOME		1-3-0		0-0-0		7-2-0
1-5-0		0-1-0	0-0-0		AWAY		0-3-0		0-0-0		1-0-0
3-7-0		0-1-0	0-0-0		NEUTRAL		1-2-0		1-3-0		1-1-0
4-21-0		0-4-0	0-12-0		CONFERENCE		0-3-0		1-2-0		3-0-0
3-9-0		0-3-0	0-6-0		HOME		0-0-0		0-0-0		3-0-0
1-11-0		0-0-0	0-6-0		AWAY		0-3-0		1-2-0		0-0-0
0-1-0		0-1-0	0-0-0		NEUTRAL		0-0-0		0-0-0		0-0-0
RPI S	Opponent	Score	RPI S	Opponent	Score	RPI S	Opponent	Score	RPI S	Opponent	Score
19 N	Stanford	0 5	27 A	Auburn	0 3	64 N	Northwestern	2 4	110 N	UC Santa Barbara	6 14
22 H	Houston	2 10	28 A	Tulsa	5 8	67 A	South Ala.	2 10	112 N	Campbell	10 11
22 H	Houston	0 11	28 A	Tulsa	0 8	67 H	South Ala.	5 4	120 N	McNeese St.	4 3
22 H	Houston	0 5	28 A	Tulsa	3 8	70 A	Mississippi St.	4 6	145 A	Marshall	5 1
22 N	Houston	2 4	33 H	East Carolina	1 5	70 N	Mississippi St.	14 4	145 A	Marshall	2 4
25 A	LSU	0 2	33 H	East Carolina	0 6	78 N	Oregon St.	0 1	145 A	Marshall	4 5
25 H	LSU	7 0	33 H	East Carolina	1 8	88 A	Cal St. Fullerton	1 5	146 N	Cal St. Northridge	3 7
			38 A	UAB	2 6	90 A	UCF	2 7	152 N	Ole Miss	4 5
			38 A	UAB	1 6	90 A	UCF	2 3	187 H	UTEP	10 0
			38 A	UAB	1 3	90 A	UCF	3 4	187 H	UTEP	8 0
			48 H	Memphis	1 4	92 H	Kennesaw St.	6 8	187 H	UTEP	11 10
			48 H	Memphis	3 4	92 H	Kennesaw St.	4 9	191 H	Southeastern La.	5 9
			48 H	Memphis	1 3	96 H	Troy	9 15	196 A	Nicholls St.	6 3
									196 H	Nicholls St.	9 1
									198 H	Central Ark.	5 1
									198 H	Central Ark.	5 2
									224 H	Evansville	10 1
									228 H	Mississippi Val.	2 1
									231 H	Jackson St.	2 4
									231 H	Jackson St.	2 0
									263 N	Western Caro.	4 2
									277 H	Alcorn St.	5 1
LAST 10 GAMES											
			22 N	Houston	2 4	90 A	UCF	2 7			
			48 H	Memphis	1 3	90 A	UCF	3 4			
			48 H	Memphis	3 4	90 A	UCF	2 3			
			48 H	Memphis	1 4	25 A	LSU	0 2			
			191 H	Southeastern La.	5 9	145 A	Marshall	5 1			

Non-Div. I Games:

Southern Miss.

Average RPI Win: 220		WON-LOST RECORD		WINNING PCT. RANK		LAST 10 GAMES		STRENGTH OF SCHEDULE		OPP. STRENGTH OF SCHEDULE		TEAM RPI		ADJ RPI		CONF. RPI		ADJ CONF. RPI	
DIV. I ONLY		29-22-1		.56731 100		7-3-0		240		217		168		.47274 173		23		24	
DIV. I NON-CONF.		18-11-1		.61667 77		4-0-0		254		225		151		.48459 156		24		26	
TOTALS		RPI 1-25		RPI 26-50		W-L RECORDS		RPI 51-100		RPI 101-150		RPI 150+							
29-22-1		0-2-0		0-1-0		OVERALL		1-1-0		1-7-0		27-11-1							
10-4-0		0-0-0		0-0-0		HOME		0-0-0		0-0-0		10-4-0							
15-10-0		0-0-0		0-0-0		AWAY		0-1-0		1-3-0		14-6-0							
4-8-1		0-2-0		0-1-0		NEUTRAL		1-0-0		0-4-0		3-1-1							
18-11-1		0-2-0		0-1-0		NON-CONFERENCE		1-1-0		1-4-0		16-3-1							
4-0-0		0-0-0		0-0-0		HOME		0-0-0		0-0-0		4-0-0							
10-4-0		0-0-0		0-0-		AWAY		0-1-0		1-1-0		9-2-0							
4-7-1		0-2-0		0-1-0		NEUTRAL		1-0-0		0-3-0		3-1-1							
11-11-0		0-0-0		0-0-0		CONFERENCE		0-0-0		0-3-0		11-8-0							
6-4-0		0-0-0		0-0-0		HOME		0-0-0		0-0-0		6-4-0							
5-6-0		0-0-0		0-0-0		AWAY		0-0-0		0-2-0		5-4-0							
0-1-0		0-0-0		0-0-0		NEUTRAL		0-0-0		0-1-0		0-0-0							
RPI	S	Opponent		Score		RPI	S	Opponent		Score		RPI	S	Opponent		Score			
4	N	Alabama		1	17	40	N	Illinois St.		0	9	53	A	South Fla.		0	8		
16	N	Nebraska		3	8							98	N	Western Mich.		2	1		
														101 N Central Mich.		0	1		
														103 N Boston U.		1	2		
														132 N Temple		6	14		
														135 A Quinnipiac		3	8		
														135 A Quinnipiac		0	5		
														135 N Quinnipiac		5	8		
														137 A Fairfield		4	3		
														137 A Fairfield		1	7		
														156 A Robert Morris		0	1		
														156 H Robert Morris		0	5		
														156 H Robert Morris		4	2		
														159 A Long Island		1	2		
														159 A Long Island		2	0		
														161 H Bryant		7	9		
														161 H Bryant		5	9		
														167 N Rutgers		7	1		
														169 N Green Bay		2	5		
														170 A Monmouth		1	0		
														170 A Monmouth		6	7		
														175 H Sacred Heart		0	4		
														175 H Sacred Heart		2	0		
														197 H Fairleigh Dickinson		8	2		
														197 H Fairleigh Dickinson		4	2		
														200 H Seton Hall		3	1		
														200 H Seton Hall		3	0		
														211 A Princeton		19	4		
														211 A Princeton		5	4		
LAST 10 GAMES																			
						156 A Robert Morris	0	1	251 A Holy Cross	3	2								
						135 N Quinnipiac	5	8	246 A Mt. St. Mary's	8	7								
						200 H Seton Hall	3	1	246 A Mt. St. Mary's	10	5								
						200 H Seton Hall	3	0	170 A Monmouth	6	7								
						251 A Holy Cross	5	0	170 A Monmouth	1	0								

Non-Div. I Games:

Central Conn. St.

RPI	S	Opponent	Score	
236	A	Yale	5	1
236	A	Yale	8	2
237	N	Brown	2	2
241	A	Coppin St.	1	3
241	A	Coppin St.	24	3
246	A	Mt. St. Mary's	10	5
246	A	Mt. St. Mary's	8	7
251	A	Holy Cross	3	2
251	A	Holy Cross	5	0
253	A	Wagner	6	2
253	A	Wagner	7	8
260	H	Hartford	8	0
260	H	Hartford	2	1
261	H	St. Francis (PA)	5	4
261	H	St. Francis (PA)	6	5
266	A	Rhode Island	4	6
266	A	Rhode Island	12	7
274	A	Hampton	11	3
275	N	La Salle	10	4
289	N	Md.-East. Shore	4	3

Central Conn. St.  
.  
S  
t  
.

C  
e  
n  
t  
r  
a  
l  
C  
o  
n  
n  
.  
S  
t  
.

Average RPI Win:		188	WON-LOST RECORD		WINNING PCT. RANK		LAST 10 GAMES		STRENGTH OF SCHEDULE		OPP. STRENGTH OF SCHEDULE		TEAM RPI		ADJ RPI		CONF. RPI		ADJ CONF. RPI				
DIV. I ONLY			26-29-0		.47273 161		5-5-0		185		153		165		.47266 174		15		16				
DIV. I NON-CONF.			13-16-0		.44828 167		2-0-0		223		153		198		.46173 197		17		17				
TOTALS		RPI 1-25		RPI 26-50		W-L RECORDS		RPI 51-100		RPI 101-150		RPI 150+											
26-29-0		0-2-0		0-1-0		OVERALL		2-9-0		6-13-0		18-4-0											
14-6-0		0-0-0		0-0-0		HOME		2-2-0		4-4-0		8-0-0											
5-13-0		0-2-0		0-1-0		AWAY		0-4-0		0-4-0		5-2-0											
7-10-0		0-0-0		0-0-0		NEUTRAL		0-3-0		2-5-0		5-2-0											
13-16-0		0-2-0		0-1-0		NON-CONFERENCE		0-5-0		2-6-0		11-2-0											
2-3-0		0-0-0		0-0-0		HOME		0-1-0		0-2-0		2-0-0											
4-5-0		0-2-0		0-0-		AWAY		0-1-0		0-1-0		4-0-0											
7-8-0		0-0-0		0-0-0		NEUTRAL		0-3-0		2-3-0		5-2-0											
13-13-0		0-0-0		0-0-0		CONFERENCE		2-4-0		4-7-0		7-2-0											
12-3-0		0-0-0		0-0-0		HOME		2-1-0		4-2-0		6-0-0											
1-8-0		0-0-0		0-0-0		AWAY		0-3-0		0-3-0		1-2-0											
0-2-0		0-0-0		0-0-0		NEUTRAL		0-0-0		0-2-0		0-0-0											
RPI	S	Opponent		Score		RPI	S	Opponent		Score		RPI	S	Opponent		Score							
24	A	Louisville		0	10	29	A	Indiana		3	6	62	N	Purdue		1	9						
24	A	Louisville		0	8							63	A	Southern Ill.		0	2						
												83	N	Michigan St.		3	6						
												85	H	Miami (OH)		0	1						
												85	N	Miami (OH)		0	8						
												87	A	Valparaiso		1	2						
												87	A	Valparaiso		2	4						
												87	A	Valparaiso		1	11						
												94	H	Ill.-Chicago		2	1						
												94	H	Ill.-Chicago		0	1						
												94	H	Ill.-Chicago		5	1						
												101	N	Central Mich.		2	5						
												103	N	Boston U.		1	9						
												109	H	Butler		6	5						
												109	H	Butler		3	2						
												109	H	Butler		5	4						
												109	N	Butler		0	4						
												111	H	Cleveland St.		0	4						
												111	H	Cleveland St.		7	6						
												111	H	Cleveland St.		1	7						
												111	N	Cleveland St.		2	4						
												116	A	Ball St.		0	9						
												117	A	Loyola (IL)		4	5						
												117	A	Loyola (IL)		7	8						
												117	A	Loyola (IL)		0	8						
												138	N	SIU Edwardsville		1	2						
												138	N	SIU Edwardsville		5	2						
												145	H	Marshall		0	1						
												145	H	Marshall		6	7						
												148	N	Providence		2	1						
												155	N	Eastern Mich.		2	9						
												169	H	Green Bay		8	1						
												169	H	Green Bay		5	2						
												169	H	Green Bay		5	2						
												178	N	Towson		4	3						
												188	A	Dayton		9	1						
												188	A	Dayton		9	1						
												222	A	Winthrop		2	1						
LAST 10 GAMES																							
109 N Butler						0	4	255 H Toledo						6	2	169 H Green Bay						5	2
111 N Cleveland St.						2	4	255 H Toledo						8	3	178 N Towson						4	3
94 H Ill.-Chicago						5	1	262 A Detroit						11	1	188 A Dayton						9	1
94 H Ill.-Chicago						2	1	262 A Detroit						6	7	188 A Dayton						9	1
94 H Ill.-Chicago						0	1	262 A Detroit						5	6	222 A Winthrop						2	1

**Non-Div. I Games:**

Wright St.

RPI	S	Opponent	Score	
234	H	Youngstown St.	12	2
234	H	Youngstown St.	7	1
234	H	Youngstown St.	8	2
238	N	George Washington	12	3
245	N	IUPUI	2	0
247	A	Belmont	13	2
250	N	Austin Peay	3	1
250	N	Austin Peay	7	4
255	H	Toledo	6	2
255	H	Toledo	8	3
257	N	UNC Wilmington	0	1
262	A	Detroit	11	1
262	A	Detroit	5	6
262	A	Detroit	6	7

W  
r  
i  
g  
h  
t  
S  
t  
.

W  
r  
i  
g  
h  
t  
S  
t  
.

Average RPI Win:	192	WON-LOST	WINNING	LAST 10	STRENGTH OF	OPP. STRENGTH	TEAM	ADJ	CONF.	ADJ CONF.		
Average RPI Loss:	195	RECORD	PCT. RANK	GAMES	SCHEDULE	OF SCHEDULE	RPI	RPI	RPI	RPI		
DIV. I ONLY		29-19-0	.60417	76	9-1-0	256	228	163	.47235	175	23	24
DIV. I NON-CONF.		13-13-0	.5	128	1-0-0	274	236	224	.43542	228	24	26
<hr/>												
TOTALS	RPI 1-25	RPI 26-50		W-L RECORDS		RPI 51-100		RPI 101-150		RPI 150+		
29-19-0	0-0-0	0-0-0		OVERALL		0-0-0		6-3-0		23-16-0		
10-3-0	0-0-0	0-0-0		HOME		0-0-0		2-1-0		8-2-0		
11-8-0	0-0-0	0-0-0		AWAY		0-0-0		1-0-0		10-8-0		
8-8-0	0-0-0	0-0-0		NEUTRAL		0-0-0		3-2-0		5-6-0		
13-13-0	0-0-0	0-0-0		NON-CONFERENCE		0-0-0		4-2-0		9-11-0		
2-1-0	0-0-0	0-0-0		HOME		0-0-0		1-0-0		1-1-0		
4-4-0	0-0-0	0-0-		AWAY		0-0-0		1-0-0		3-4-0		
7-8-0	0-0-0	0-0-0		NEUTRAL		0-0-0		2-2-0		5-6-0		
16-6-0	0-0-0	0-0-0		CONFERENCE		0-0-0		2-1-0		14-5-0		
8-2-0	0-0-0	0-0-0		HOME		0-0-0		1-1-0		7-1-0		
7-4-0	0-0-0	0-0-0		AWAY		0-0-0		0-0-0		7-4-0		
1-0-0	0-0-0	0-0-0		NEUTRAL		0-0-0		1-0-0		0-0-0		
RPI	S	Opponent	Score	RPI	S	Opponent	Score	RPI	S	Opponent	Score	
								124	N	Northern Ill.	5	6
								124	N	Northern Ill.	6	5
								132	N	Temple	9	2
								135	H	Quinnipiac	8	0
								135	H	Quinnipiac	0	2
								135	N	Quinnipiac	4	3
								137	A	Fairfield	5	0
								137	H	Fairfield	3	0
								147	N	Lehigh	2	4
								156	A	Robert Morris	2	3
								156	A	Robert Morris	10	7
								156	A	Robert Morris	7	3
								159	H	Long Island	7	0
								159	H	Long Island	2	0
								161	A	Bryant	4	3
								161	A	Bryant	3	2
								170	H	Monmouth	3	12
								170	H	Monmouth	2	1
								171	N	Colgate	3	5
								173	A	Central Conn. St.	0	2
								173	A	Central Conn. St.	4	0
				LAST 10 GAMES				190	A	Dartmouth	4	9
				156	A	Robert Morris	7 3	190	A	Dartmouth	9	10
				135	N	Quinnipiac	4 3	197	A	Fairleigh Dickinson	0	5
				161	A	Bryant	4 3	197	A	Fairleigh Dickinson	5	2
				161	A	Bryant	3 2	200	A	Seton Hall	5	0
				159	H	Long Island	7 0	200	A	Seton Hall	1	3

**Non-Div. I Games:**

Sacred Heart




RPI	S	Opponent	Score	
202	N	Penn	2	11
203	N	Eastern Ky.	4	1
204	H	Siena	3	2
204	H	Siena	2	3
207	N	Manhattan	8	10
207	N	Manhattan	1	0
209	A	Stony Brook	0	3
209	A	Stony Brook	12	2
213	A	Colorado St.	12	9
230	N	Indiana St.	1	2
246	H	Mt. St. Mary's	7	3
246	H	Mt. St. Mary's	11	2
251	N	Holy Cross	1	0
253	H	Wagner	7	1
253	H	Wagner	4	0
261	A	St. Francis (PA)	3	4
261	A	St. Francis (PA)	7	3
262	N	Detroit	9	1
265	N	Santa Clara	6	8
265	N	Santa Clara	6	7
279	N	Lafayette	12	2

Sacred Heart

S  
a  
c  
r  
e  
d  
H  
e  
a  
r  
t

S  
a  
c  
r  
e  
d  
H  
e  
a  
r  
t



 Tie,  Loss,  Non-Conf,S Site, H Home, A Away, N Neutral Page 281

RPI	S	Opponent	Score	
254	N	North Dakota	7	6
254	N	North Dakota	3	2
254	N	North Dakota	7	2
260	N	Hartford	6	0
269	H	South Dakota	3	0
269	N	South Dakota	10	0
269	N	South Dakota	7	3
272	A	Texas Southern	10	6
272	A	Texas Southern	8	4
272	H	Texas Southern	4	0
272	H	Texas Southern	2	1
279	N	Lafayette	6	4
283	A	Prairie View	4	0
283	A	Prairie View	8	2
283	H	Prairie View	5	0
283	H	Prairie View	7	0
285	N	Grambling	11	1

Houston Baptist

H  
o  
u  
s  
t  
o  
n  
B  
a  
p  
t  
i  
s  
t

H  
o  
u  
s  
t  
o  
n  
B  
a  
p  
t  
i  
s  
t

Average RPI Win:		199	WON-LOST RECORD		WINNING PCT. RANK	LAST 10 GAMES		STRENGTH OF SCHEDULE		OPP. STRENGTH OF SCHEDULE	TEAM RPI	ADJ RPI	CONF. RPI	ADJ CONF. RPI			
Average RPI Loss:		111	20-26-0		.43478 180	6-4-0		169		168	178	.47098 177	19	19			
DIV. I ONLY			7-10-0		.41176 183	0-0-0		127		88	152	.48808 148	21	20			
DIV. I NON-CONF.																	
TOTALS		RPI 1-25		RPI 26-50		W-L RECORDS		RPI 51-100		RPI 101-150		RPI 150+					
20-26-0		0-4-0		0-1-0		OVERALL		2-7-0		3-8-0		15-6-0					
11-7-0		0-0-0		0-0-0		HOME		2-3-0		1-1-0		8-3-0					
5-14-0		0-2-0		0-0-0		AWAY		0-4-0		1-5-0		4-3-0					
4-5-0		0-2-0		0-1-0		NEUTRAL		0-0-0		1-2-0		3-0-0					
7-10-0		0-4-0		0-1-0		NON-CONFERENCE		1-2-0		2-3-0		4-0-0					
2-1-0		0-0-0		0-0-0		HOME		1-0-0		1-1-0		0-0-0					
1-4-0		0-2-0		0-0-		AWAY		0-2-0		0-0-0		1-0-0					
4-5-0		0-2-0		0-1-0		NEUTRAL		0-0-0		1-2-0		3-0-0					
13-16-0		0-0-0		0-0-0		CONFERENCE		1-5-0		1-5-0		11-6-0					
9-6-0		0-0-0		0-0-0		HOME		1-3-0		0-0-0		8-3-0					
4-10-0		0-0-0		0-0-0		AWAY		0-2-0		1-5-0		3-3-0					
0-0-0		0-0-0		0-0-0		NEUTRAL		0-0-0		0-0-0		0-0-0					
RPI	S	Opponent		Score		RPI	S	Opponent		Score		RPI	S	Opponent		Score	
16	N	Nebraska		3	4	26	N	Syracuse		1	2	71	H	North Carolina St.		3	1
16	N	Nebraska		0	6							75	H	Eastern Ill.		2	0
23	A	Kentucky		0	9							75	H	Eastern Ill.		4	6
23	A	Kentucky		3	4							75	H	Eastern Ill.		1	3
												76	A	Jacksonville St.		2	3
												76	A	Jacksonville St.		3	8
												76	H	Jacksonville St.		2	13
												77	A	Georgia St.		2	3
												93	A	North Texas		4	5

Non-Div. I Games:      Tenn. Wesleyan      9      1      Tenn. Wesleyan      8      0

Tennessee Tech

RPI	S	Opponent	Score	
252	H	Tennessee St.	1	4
252	H	Tennessee St.	2	1
252	H	Tennessee St.	5	3
255	N	Toledo	9	1
276	N	Centenary (LA)	9	0

Tennessee Tech

T  
e  
n  
n  
e  
s  
s  
e  
e  
T  
e  
c  
h

T  
e  
n  
n  
e  
s  
s  
e  
e  
T  
e  
c  
h

**T  
O  
W  
S  
O  
N**

T  
O  
W  
S  
O  
N

Towson

RPI	S	Opponent	Score
220	A	UMBC	3 6
221	N	Canisius	5 1
225	N	East Tenn. St.	5 7
226	N	Gardner-Webb	2 3
227	H	Howard	5 2
229	H	Drexel	7 0
229	H	Drexel	1 5
229	H	Drexel	7 0
233	H	Georgetown	9 4
241	H	Coppin St.	8 0
241	H	Coppin St.	0 2
246	H	Mt. St. Mary's	3 0
246	H	Mt. St. Mary's	12 0
257	A	UNC Wilmington	0 1
257	A	UNC Wilmington	12 1
257	A	UNC Wilmington	2 3
263	N	Western Caro.	3 4

Towson

[illegible]

**Non-Div. I Games:**

Murray St.

M  
u  
r  
r  
a  
y  
s  
t  
.

M  
u  
r  
r  
a  
y  
s  
t  
.

Murray St.



Average RPI Win:		190	WON-LOST RECORD		WINNING PCT. RANK	LAST 10 GAMES	STRENGTH OF SCHEDULE		OPP. STRENGTH OF SCHEDULE	TEAM RPI	ADJ RPI	CONF. RPI	ADJ CONF. RPI
Average RPI Loss:		115											
DIV. I ONLY		20-24-0			.45455 169	7-3-0	184		167	176	.4686 180	27	27
DIV. I NON-CONF.		7-15-0			.31818 224	0-0-0	33		40	132	.49935 130	26	24
TOTALS		RPI 1-25	RPI 26-50		W-L RECORDS		RPI 51-100		RPI 101-150		RPI 150+		
20-24-0		0-4-0	1-5-0		OVERALL		1-2-0		5-2-0		13-11-0		
9-11-0		0-1-0	0-0-0		HOME		1-1-0		4-2-0		4-7-0		
6-8-0		0-1-0	0-4-0		AWAY		0-0-0		0-0-0		6-3-0		
5-5-0		0-2-0	1-1-0		NEUTRAL		0-1-0		1-0-0		3-1-0		
7-15-0		0-4-0	1-5-0		NON-CONFERENCE		1-2-0		2-1-0		3-3-0		
2-4-0		0-1-0	0-0-0		HOME		1-1-0		1-1-0		0-1-0		
0-6-0		0-1-0	0-0-0		AWAY		0-0-0		0-0-0		0-1-0		
5-5-0		0-2-0	1-1-0		NEUTRAL		0-1-0		1-0-0		3-1-0		
13-9-0		0-0-0	0-0-0		CONFERENCE		0-0-0		3-1-0		10-8-0		
7-7-0		0-0-0	0-0-0		HOME		0-0-0		3-1-0		4-6-0		
6-2-0		0-0-0	0-0-0		AWAY		0-0-0		0-0-0		6-2-0		
0-0-0		0-0-0	0-0-0		NEUTRAL		0-0-0		0-0-0		0-0-0		
RPI S	Opponent	Score	RPI S	Opponent	Score	RPI S	Opponent	Score	RPI S	Opponent	Score		
7 H	California	0 4	34 A	Long Beach St.	1 2	52 H	Pacific	2 0	110 N	UC Santa Barbara	6 5		
13 N	Washington	4 7	36 A	Fresno St.	4 5	52 H	Pacific	0 3	123 H	Loyola Marymount	1 0		
19 A	Stanford	1 9	36 A	Fresno St.	4 7	52 N	Pacific	1 8	123 H	Loyola Marymount	2 1		
20 N	UCLA	3 5	39 N	BYU	5 3				123 H	Loyola Marymount	2 0		
			43 A	San Diego St.	2 4				123 H	Loyola Marymount	4 5		
			43 N	San Diego St.	2 7				124 H	Northern Ill.	11 3		
									124 H	Northern Ill.	0 8		
									158 A	UC Davis	1 2		
									158 H	UC Davis	2 4		
									158 N	UC Davis	1 3		
									162 H	San Diego	0 8		
									162 H	San Diego	3 2		
									162 H	San Diego	2 4		
									162 H	San Diego	2 5		
									182 N	Coastal Caro.	3 1		
									212 H	St. Mary's (CA)	5 2		
									212 H	St. Mary's (CA)	2 3		
									212 H	St. Mary's (CA)	2 5		
									212 H	St. Mary's (CA)	8 0		
									240 N	Utah St.	1 0		
									240 N	Utah St.	4 1		
									258 H	Idaho St.	2 5		
									259 A	Cal St. Bakersfield	2 4		
									259 A	Cal St. Bakersfield	12 3		
									259 A	Cal St. Bakersfield	5 6		
									259 A	Cal St. Bakersfield	9 3		
									265 A	Santa Clara	5 2		
LAST 10 GAMES													
			259 A	Cal St. Bakersfield	9 3		265 A	Santa Clara	4 1		259 A	Cal St. Bakersfield	2 4
			259 A	Cal St. Bakersfield	12 3		265 A	Santa Clara	4 0		259 A	Cal St. Bakersfield	12 3
			259 A	Cal St. Bakersfield	2 4		265 A	Santa Clara	4 3		259 A	Cal St. Bakersfield	5 6
			259 A	Cal St. Bakersfield	5 6		123 H	Loyola Marymount	4 5		259 A	Cal St. Bakersfield	9 3
			265 A	Santa Clara	5 2		123 H	Loyola Marymount	1 0		265 A	Santa Clara	5 2

Non-Div. I Games:

Sacramento St.

RPI	S	Opponent	Score	
265	A	Santa Clara	4	1
265	A	Santa Clara	4	3
265	A	Santa Clara	4	0
273	H	Weber St.	5	2

Sacramento St.

S  
a  
c  
r  
a  
m  
e  
n  
t  
o  
s  
t  
.

S  
a  
c  
r  
a  
m  
e  
n  
t  
o  
s  
t  
.

Average RPI Win: 210		WON-LOST	WINNING	LAST 10	STRENGTH OF		OPP. STRENGTH	TEAM	ADJ	CONF.	ADJ CONF.
Average RPI Loss: 107		RECORD	PCT. RANK	GAMES	SCHEDULE		OF SCHEDULE	RPI	RPI	RPI	RPI
DIV. I ONLY		19-27-0	.41304	191	4-6-0		171	143	183	.4661	181
DIV. I NON-CONF.		5-17-0	.22727	257	1-5-0		60	23	189	.46866	185
TOTALS		RPI 1-25	RPI 26-50		W-L RECORDS		RPI 51-100		RPI 101-150		RPI 150+
19-27-0		0-4-0	0-3-0		OVERALL		1-4-0		4-9-0		14-7-0
10-6-0		0-0-0	0-0-0		HOME		0-1-0		2-3-0		8-2-0
7-17-0		0-4-0	0-3-0		AWAY		1-2-0		1-3-0		5-5-0
2-4-0		0-0-0	0-0-0		NEUTRAL		0-1-0		1-3-0		1-0-0
5-17-0		0-4-0	0-3-0		NON-CONFERENCE		1-4-0		2-5-0		2-1-0
1-3-0		0-0-0	0-0-0		HOME		0-1-0		1-1-0		0-1-0
2-10-0		0-4-0	0-0-		AWAY		1-2-0		0-1-0		1-0-0
2-4-0		0-0-0	0-0-0		NEUTRAL		0-1-0		1-3-0		1-0-0
14-10-0		0-0-0	0-0-0		CONFERENCE		0-0-0		2-4-0		12-6-0
9-3-0		0-0-0	0-0-0		HOME		0-0-0		1-2-0		8-1-0
5-7-0		0-0-0	0-0-0		AWAY		0-0-0		1-2-0		4-5-0
0-0-0		0-0-0	0-0-0		NEUTRAL		0-0-0		0-0-0		0-0-0
RPI S	Opponent	Score	RPI S	Opponent	Score	RPI S	Opponent	Score	RPI S	Opponent	Score
1 A	Arizona St.	0 10	27 A	Auburn	1 8	66 H	Iowa	2 10	102 A	Ohio	3 4
1 A	Arizona St.	4 12	41 A	Illinois	2 3	68 A	Iowa St.	0 17	106 H	North Dakota St.	1 4
5 A	Missouri	2 7	41 A	Illinois	0 2	68 A	Iowa St.	1 9	106 H	North Dakota St.	15 3
5 A	Missouri	0 5				87 N	Valparaiso	4 9	106 H	North Dakota St.	2 7
						100 A	UNLV	9 6	112 N	Campbell	5 2
									115 A	UMKC	2 3
									115 A	UMKC	10 1
									115 A	UMKC	0 5
									120 N	McNeese St.	0 8
									124 H	Northern Ill.	7 10
									124 H	Northern Ill.	11 1
									144 N	Creighton	0 8
									144 N	Creighton	0 1
									157 A	IPFW	1 2
									157 A	IPFW	3 4
									157 A	IPFW	6 3
									192 H	Wichita St.	11 18
									210 A	Southern Utah	9 10
									210 A	Southern Utah	11 7
									210 A	Southern Utah	6 8
									232 A	Bradley	7 0
									243 A	South Dakota St.	6 3
									243 A	South Dakota St.	3 0
									243 A	South Dakota St.	7 9
									245 H	IUPUI	4 0
									245 H	IUPUI	10 9
									245 H	IUPUI	20 24
LAST 10 GAMES			41 A	Illinois	2 3	243 A	South Dakota St.	6 3	243 A	South Dakota St.	3 0
			41 A	Illinois	0 2	243 A	South Dakota St.	3 0	243 A	South Dakota St.	7 9
			5 A	Missouri	0 5	124 H	Northern Ill.	7 10	245 H	IUPUI	4 0
			5 A	Missouri	2 7	124 H	Northern Ill.	11 1	245 H	IUPUI	10 9
			243 A	South Dakota St.	7 9	276 H	Centenary (LA)	12 3	245 H	IUPUI	20 24

Non-Div. I Games:

Western Ill.

RPI	S	Opponent	Score	
256	H	Oakland	5	2
256	H	Oakland	12	1
256	H	Oakland	5	4
263	N	Western Caro.	6	0
276	H	Centenary (LA)	11	0
276	H	Centenary (LA)	12	3
276	H	Centenary (LA)	12	4

Western Ill.

W  
e  
s  
t  
e  
r  
n  
I  
l  
l  
.

W  
e  
s  
t  
e  
r  
n  
I  
l  
l  
.

[illegible]

**Non-Div. I Games:**

Coastal Caro.

RPI	S	Opponent	Score	
226	H	Gardner-Webb	7	8
226	H	Gardner-Webb	11	3
233	H	Georgetown	5	1
233	H	Georgetown	4	1
257	H	UNC Wilmington	3	0
257	H	UNC Wilmington	9	0
263	H	Western Caro.	3	7
266	H	Rhode Island	4	0
270	H	Bucknell	2	0
270	H	Bucknell	4	1

Coastal Caro.

C  
o  
a  
s  
t  
a  
l  
C  
a  
r  
o  
.

C  
o  
a  
s  
t  
a  
l  
C  
a  
r  
o  
.

Average RPI Win:	172	WON-LOST RECORD	WINNING PCT. RANK	LAST 10 GAMES		STRENGTH OF SCHEDULE	OPP. STRENGTH OF SCHEDULE	TEAM RPI	ADJ RPI	CONF. RPI	ADJ CONF. RPI
DIV. I ONLY		17-39-0	.30357 242	5-5-0		98	95	191	.46448 183	11	11
DIV. I NON-CONF.		9-22-0	.29032 234	0-0-0		92	106	195	.46639 190	11	11
<hr/>											
TOTALS	RPI 1-25		RPI 26-50	W-L RECORDS		RPI 51-100			RPI 101-150		RPI 150+
17-39-0	0-6-0		1-8-0	OVERALL		1-11-0			4-5-0		11-9-0
3-10-0	0-2-0		0-3-0	HOME		1-2-0			1-1-0		1-2-0
7-17-0	0-4-0		1-4-0	AWAY		0-5-0			1-0-0		5-4-0
7-12-0	0-0-0		0-1-0	NEUTRAL		0-4-0			2-4-0		5-3-0
9-22-0	0-6-0		0-1-0	NON-CONFERENCE		0-5-0			4-5-0		5-5-0
1-3-0	0-2-0		0-0-0	HOME		0-0-0			1-1-0		0-0-0
2-8-0	0-4-0		0-0-	AWAY		0-2-0			1-0-0		1-2-0
6-11-0	0-0-0		0-1-0	NEUTRAL		0-3-0			2-4-0		4-3-0
8-17-0	0-0-0		1-7-0	CONFERENCE		1-6-0			0-0-0		6-4-0
2-7-0	0-0-0		0-3-0	HOME		1-2-0			0-0-0		1-2-0
5-9-0	0-0-0		1-4-0	AWAY		0-3-0			0-0-0		4-2-0
1-1-0	0-0-0		0-0-0	NEUTRAL		0-1-0			0-0-0		1-0-0
<hr/>											
RPI S	Opponent	Score	RPI S	Opponent	Score	RPI S	Opponent	Score	RPI S	Opponent	Score
11 H	Baylor	0 11	36 A	Fresno St.	2 0	56 H	Hawaii	0 6	109 N	Butler	3 5
11 H	Baylor	0 9	36 A	Fresno St.	0 1	56 H	Hawaii	1 0	109 N	Butler	3 2
14 A	Texas A&M	0 11	36 H	Fresno St.	0 2	56 H	Hawaii	0 4	120 H	McNeese St.	2 1
14 A	Texas A&M	1 3	36 H	Fresno St.	1 10	62 N	Purdue	3 7	122 N	Texas-Arlington	1 5
25 A	LSU	2 10	36 H	Fresno St.	1 2	63 N	Southern Ill.	7 8	122 N	Texas-Arlington	7 6
25 A	LSU	1 9	43 N	San Diego St.	3 11	67 N	South Ala.	0 8	128 N	Western Ky.	3 4
			50 A	New Mexico St.	2 3	70 A	Mississippi St.	2 3	128 N	Western Ky.	6 8
			50 A	New Mexico St.	4 5	79 A	Boise St.	0 8	150 A	Northwestern St.	4 2
			50 A	New Mexico St.	1 7	79 A	Boise St.	3 11	150 H	Northwestern St.	0 3
						79 A	Boise St.	2 6	152 A	Ole Miss	6 4
						79 N	Boise St.	2 3	152 N	Ole Miss	0 8
						93 A	North Texas	2 3	166 N	Southeast Mo. St.	4 5
									186 A	Nevada	2 5
									186 A	Nevada	3 1
									186 A	Nevada	12 4
									187 N	UTEP	9 13
									191 A	Southeastern La.	2 3
									191 A	Southeastern La.	2 3
									204 H	San Jose St.	3 5
									204 H	San Jose St.	2 1
									204 H	San Jose St.	1 4
									217 N	Bowling Green	4 1
									217 N	Bowling Green	5 4
									228 N	Mississippi Val.	2 0
									228 N	Mississippi Val.	7 1
									240 A	Utah St.	7 1
									240 A	Utah St.	13 6
									240 A	Utah St.	7 1
									240 A	Utah St.	13 6
									240 A	Utah St.	13 6
									240 A	Utah St.	13 6
									240 A	Utah St.	13 6
									240 A	Utah St.	13 6
									240 A	Utah St.	13 6
									240 A	Utah St.	13 6
									240 A	Utah St.	13 6
									240 A	Utah St.	13 6
									240 A	Utah St.	13 6
									240 A	Utah St.	13 6
									240 A	Utah St.	13 6
									240 A	Utah St.	13 6
									240 A	Utah St.	13 6
									240 A	Utah St.	13 6
									240 A	Utah St.	13 6
									240 A	Utah St.	13 6
									240 A	Utah St.	13 6
									240 A	Utah St.	13 6
									240 A	Utah St.	13 6
									240 A	Utah St.	13 6
									240 A	Utah St.	13 6
									240 A	Utah St.	13 6
									240 A	Utah St.	13 6
									240 A	Utah St.	13 6
									240 A	Utah St.	13 6
									240 A	Utah St.	13 6
									240 A	Utah St.	13 6
									240 A	Utah St.	13 6
									240 A	Utah St.	13 6
									240 A	Utah St.	13 6
									240 A	Utah St.	13 6
									240 A	Utah St.	13 6
									240 A	Utah St.	13 6
									240 A	Utah St.	13 6
									240 A	Utah St.	13 6
									240 A	Utah St.	13 6
									240 A	Utah St.	13 6
									240 A	Utah St.	13 6
									240 A	Utah St.	13 6
									240 A	Utah St.	13 6
									240 A	Utah St.	13 6
									240 A	Utah St.	13 6
									240 A	Utah St.	13 6
									240 A	Utah St.	13 6
									240 A	Utah St.	13 6
									240 A	Utah St.	13 6
									240 A	Utah St.	13 6
									240 A	Utah St.	13 6
									240 A	Utah St.	13 6
									240 A	Utah St.	13 6
									240 A	Utah St.	13 6
									240 A	Utah St.	13 6

**Non-Div. I Games:**

Louisiana Tech

RPI	S	Opponent	Score
240	A	Utah St.	10 11
240	N	Utah St.	4 1

Louisiana Tech



Average RPI Win:	221	WON-LOST RECORD	WINNING PCT. RANK	LAST 10 GAMES	STRENGTH OF SCHEDULE	OPP. STRENGTH OF SCHEDULE	TEAM RPI	ADJ RPI	CONF. RPI	ADJ CONF. RPI		
DIV. I ONLY		18-22-0	.45	170	1-9-0	186	253	187	.46414	184	26	26
DIV. I NON-CONF.		12-12-0	.5	128	0-2-0	138	237	137	.49498	137	27	27
<hr/>												
TOTALS	RPI 1-25	RPI 26-50		W-L RECORDS		RPI 51-100		RPI 101-150		RPI 150+		
18-22-0	0-1-0	0-2-0		OVERALL		0-1-0		3-9-0		15-9-0		
7-5-0	0-0-0	0-0-0		HOME		0-0-0		2-0-0		5-5-0		
5-14-0	0-1-0	0-2-0		AWAY		0-0-0		1-9-0		4-2-0		
6-3-0	0-0-0	0-0-0		NEUTRAL		0-1-0		0-0-0		6-2-0		
12-12-0	0-1-0	0-2-0		NON-CONFERENCE		0-1-0		3-5-0		9-3-0		
4-0-0	0-0-0	0-0-0		HOME		0-0-0		2-0-0		2-0-0		
2-9-0	0-1-0	0-0-		AWAY		0-0-0		1-5-0		1-1-0		
6-3-0	0-0-0	0-0-0		NEUTRAL		0-1-0		0-0-0		6-2-0		
6-10-0	0-0-0	0-0-0		CONFERENCE		0-0-0		0-4-0		6-6-0		
3-5-0	0-0-0	0-0-0		HOME		0-0-0		0-0-0		3-5-0		
3-5-0	0-0-0	0-0-0		AWAY		0-0-0		0-4-0		3-1-0		
0-0-0	0-0-0	0-0-0		NEUTRAL		0-0-0		0-0-0		0-0-0		
<hr/>												
RPI S	Opponent	Score	RPI S	Opponent	Score	RPI S	Opponent	Score	RPI S	Opponent	Score	
18 A	Georgia Tech	3 12	26 A	Syracuse	3 6	92 N	Kennesaw St.	1 12	111 H	Cleveland St.	5 4	
			26 A	Syracuse	0 8				111 H	Cleveland St.	4 0	
									119 A	Iona	6 9	
									119 A	Iona	1 4	
									129 A	Binghamton	5 4	
									129 A	Binghamton	2 7	
									137 A	Fairfield	0 3	
									137 A	Fairfield	3 4	
									147 A	Lehigh	4 6	
									147 A	Lehigh	1 8	
									147 A	Lehigh	5 7	
									147 A	Lehigh	4 5	
									189 H	Akron	7 3	
									189 H	Akron	1 0	
									199 H	Marist	12 13	
									199 H	Marist	1 3	
									200 N	Seton Hall	2 6	
									204 H	Siena	1 4	
									204 H	Siena	0 4	
									207 H	Manhattan	2 3	
									207 H	Manhattan	13 2	
									220 A	UMBC	7 8	
									221 A	Canisius	1 0	
									221 A	Canisius	3 8	
									222 N	Winthrop	3 2	
									229 N	Drexel	5 1	
									237 N	Brown	1 4	
<hr/>												
LAST 10 GAMES												
137 A	Fairfield	3 4	199 H	Marist	12 13	221 A	Canisius	1 0				
137 A	Fairfield	0 3	204 H	Siena	0 4	221 A	Canisius	3 8				
26 A	Syracuse	3 6	204 H	Siena	1 4	222 N	Winthrop	3 2				
26 A	Syracuse	0 8	221 A	Canisius	3 8	229 N	Drexel	5 1				
199 H	Marist	1 3	221 A	Canisius	1 0	237 N	Brown	1 4				

**Non-Div. I Games:**

Niagara

RPI	S	Opponent	Score	
237	N	Brown	8	4
241	A	Coppin St.	7	0
261	N	St. Francis (PA)	7	2
267	N	Morgan St.	6	2
267	N	Morgan St.	6	5
271	A	Rider	12	0
271	A	Rider	12	4
281	H	St. Peter's	18	0
281	H	St. Peter's	18	3

Niagara

[illegible]

**Non-Div. I Games:**

Stetson

RPI	S	Opponent	Score	
243	H	South Dakota St.	10	2
247	H	Belmont	5	10
247	H	Belmont	3	1
252	H	Tennessee St.	1	0
252	H	Tennessee St.	3	0

Stetson

S  
t  
e  
t  
s  
o  
n

S  
t  
e  
t  
s  
o  
n

Average RPI Win: 138		WON-LOST	WINNING	LAST 10	STRENGTH OF	OPP. STRENGTH	TEAM	ADJ	CONF.	ADJ CONF.		
Average RPI Loss: 97		RECORD	PCT. RANK	GAMES	SCHEDULE	OF SCHEDULE	RPI	RPI	RPI	RPI		
DIV. I ONLY		13-34-0	.2766	249	3-7-0	80	89	193	.46317	186	11	11
DIV. I NON-CONF.		9-17-0	.34615	215	0-0-0	59	81	140	.4964	134	11	11
TOTALS		RPI 1-25	RPI 26-50		W-L RECORDS	RPI 51-100		RPI 101-150		RPI 150+		
13-34-0	1-3-0		1-9-0	OVERALL	1-10-0	3-3-0	7-9-0					
7-11-0	0-0-0		0-4-0	HOME	0-1-0	2-0-0	5-6-0					
4-11-0	0-0-0		1-2-0	AWAY	1-6-0	0-0-0	2-3-0					
2-12-0	1-3-0		0-3-0	NEUTRAL	0-3-0	1-3-0	0-0-0					
9-17-0	1-3-0		0-4-0	NON-CONFERENCE	1-4-0	3-3-0	4-3-0					
6-3-0	0-0-0		0-1-0	HOME	0-1-0	2-0-0	4-1-0					
1-2-0	0-0-0		0-0-	AWAY	1-0-0	0-0-0	0-2-0					
2-12-0	1-3-0		0-3-0	NEUTRAL	0-3-0	1-3-0	0-0-0					
4-17-0	0-0-0		1-5-0	CONFERENCE	0-6-0	0-0-0	3-6-0					
1-8-0	0-0-0		0-3-0	HOME	0-0-0	0-0-0	1-5-0					
3-9-0	0-0-0		1-2-0	AWAY	0-6-0	0-0-0	2-1-0					
0-0-0	0-0-0		0-0-0	NEUTRAL	0-0-0	0-0-0	0-0-0					
RPI S Opponent	Score	RPI S Opponent	Score	RPI S Opponent	Score	RPI S Opponent	Score					
15 N Oregon	0 10	26 N Syracuse	3 4	56 A Hawaii	1 8	105 H New Mexico	12 5					
15 N Oregon	4 12	29 N Indiana	2 10	56 A Hawaii	1 3	121 N Appalachian St.	4 2					
16 N Nebraska	5 1	32 H DePaul	2 3	56 A Hawaii	4 5	124 H Northern Ill.	9 1					
19 N Stanford	2 10	36 A Fresno St.	8 4	60 H FIU	1 10	133 N Portland St.	3 6					
		36 A Fresno St.	3 7	64 N Northwestern	4 8	133 N Portland St.	0 8					
		36 A Fresno St.	0 5	79 A Boise St.	0 13	146 N Cal St. Northridge	8 9					
		37 N Fordham	2 6	79 A Boise St.	10 11	158 A UC Davis	1 5					
		50 H New Mexico St.	9 12	79 A Boise St.	3 8	158 A UC Davis	4 5					
		50 H New Mexico St.	2 10	97 N Utah	8 12	165 H Boston College	9 0					
		50 H New Mexico St.	7 12	97 N Utah	0 10	165 H Boston College	4 11					
				100 A UNLV	9 6	165 H Boston College	14 13					
						165 H Boston College	9 8					
						183 H Louisiana Tech	4 12					
						183 H Louisiana Tech	5 2					
						183 H Louisiana Tech	1 3					
						204 A San Jose St.	1 0					
						204 A San Jose St.	8 5					
						204 A San Jose St.	4 12					
						212 H St. Mary's (CA)	5 2					
						240 H Utah St.	3 13					
						240 H Utah St.	1 8					
						240 H Utah St.	1 8					
		LAST 10 GAMES										
		36 A Fresno St.	0 5	240 H Utah St.	3 13							
		36 A Fresno St.	8 4	204 A San Jose St.	4 12							
		36 A Fresno St.	3 7	204 A San Jose St.	1 0							
		240 H Utah St.	1 8	204 A San Jose St.	8 5							
		240 H Utah St.	1 8	50 H New Mexico St.	9 12							

Non-Div. I Games:

Nevada

UTEP				Through Games Of May 15, 2011															
Average RPI Win: 192		WON-LOST RECORD		WINNING PCT. RANK		LAST 10 GAMES		STRENGTH OF SCHEDULE		OPP. STRENGTH OF SCHEDULE		TEAM RPI		ADJ RPI		CONF. RPI		ADJ CONF. RPI	
DIV. I ONLY		16-37-1		.30556 240		0-9-1		87		122		188		.4628 187		6		6	
DIV. I NON-CONF.		15-15-0		.5 128		0-0-0		158		224		147		.48893 146		6		6	
TOTALS		RPI 1-25		RPI 26-50		W-L RECORDS		RPI 51-100		RPI 101-150		RPI 150+							
16-37-1		0-5-0		0-14-0		OVERALL		2-5-0		2-4-1		12-9-0							
10-19-0		0-5-0		0-10-0		HOME		1-0-0		1-1-0		8-3-0							
3-14-1		0-0-0		0-4-0		AWAY		1-4-0		0-3-1		2-3-0							
3-4-0		0-0-0		0-0-0		NEUTRAL		0-1-0		1-0-0		2-3-0							
15-15-0		0-2-0		0-2-0		NON-CONFERENCE		1-3-0		2-2-0		12-6-0							
10-7-0		0-2-0		0-1-0		HOME		1-0-0		1-1-0		8-3-0							
2-4-0		0-0-0		0-0-		AWAY		0-2-0		0-1-0		2-0-0							
3-4-0		0-0-0		0-0-0		NEUTRAL		0-1-0		1-0-0		2-3-0							
1-22-1		0-3-0		0-12-0		CONFERENCE		1-2-0		0-2-1		0-3-0							
0-12-0		0-3-0		0-9-0		HOME		0-0-0		0-0-0		0-0-0							
1-10-1		0-0-0		0-3-0		AWAY		1-2-0		0-2-1		0-3-0							
0-0-0		0-0-0		0-0-0		NEUTRAL		0-0-0		0-0-0		0-0-0							
RPI S	Opponent	Score		RPI S	Opponent	Score		RPI S	Opponent	Score		RPI S	Opponent	Score					
16 H	Nebraska	0	16	28 H	Tulsa	0	2	74 H	Texas St.	5	4	105 H	New Mexico	10	3				
16 H	Nebraska	0	8	28 H	Tulsa	0	4	76 A	Jacksonville St.	1	3	105 H	New Mexico	4	10				
22 H	Houston	2	10	28 H	Tulsa	0	9	86 N	Drake	0	8	108 A	UNI	2	3				
22 H	Houston	0	15	33 H	East Carolina	2	6	90 A	UCF	1	2	122 N	Texas-Arlington	6	1				
22 H	Houston	3	13	33 H	East Carolina	0	6	90 A	UCF	3	2	145 A	Marshall	0	1				
				33 H	East Carolina	0	1	90 A	UCF	0	6	145 A	Marshall	1	5				
				38 A	UAB	0	8	93 A	North Texas	0	7	145 A	Marshall	8	8				
				38 A	UAB	1	3					152 N	Ole Miss	4	6				
				38 A	UAB	4	11					172 A	Southern Miss.	0	10				
				48 H	Memphis	3	13					172 A	Southern Miss.	0	8				
				48 H	Memphis	3	5					172 A	Southern Miss.	10	11				
				48 H	Memphis	6	15					176 H	Houston Baptist	3	6				
				50 A	New Mexico St.	0	1					176 H	Houston Baptist	2	10				
				50 H	New Mexico St.	6	8					176 H	Houston Baptist	10	1				
				LAST 10 GAMES															
				28 H	Tulsa	0	4	145 A	Marshall	1	5	248 H	Northern Colo.	6	2				
				28 H	Tulsa	0	9	33 H	East Carolina	2	6	248 H	Northern Colo.	12	1				
				28 H	Tulsa	0	2	33 H	East Carolina	0	6	254 A	North Dakota	6	5				
				145 A	Marshall	8	8	33 H	East Carolina	0	1	254 H	North Dakota	13	9				
				145 A	Marshall	0	1	172 A	Southern Miss.	0	8	254 N	North Dakota	8	5				

Non-Div. I Games:

UTEP

RPI	S	Opponent	Score	
269	N	South Dakota	2	10

UTEP

U  
T  
E  
P

U  
T  
E  
P

Average RPI Win: 207		WON-LOST RECORD	WINNING PCT. RANK	LAST 10 GAMES	STRENGTH OF SCHEDULE	OPP. STRENGTH OF SCHEDULE	TEAM RPI	ADJ RPI		CONF. RPI	ADJ CONF. RPI				
Average RPI Loss: 132															
DIV. I ONLY		22-26-0	.45833	168	6-4-0	210	192	189	.46241	188	20	20			
DIV. I NON-CONF.		11-16-0	.40741	188	3-0-0	217	208	213	.45124	210	19	18			
<hr/>															
TOTALS		RPI 1-25		RPI 26-50		W-L RECORDS		RPI 51-100		RPI 101-150		RPI 150+			
22-26-0		0-0-0		1-4-0		OVERALL		1-3-0		3-10-0		17-9-0			
8-10-0		0-0-0		0-0-0		HOME		0-1-0		0-2-0		8-7-0			
8-11-0		0-0-0		1-4-0		AWAY		1-1-0		3-6-0		3-0-0			
6-5-0		0-0-0		0-0-0		NEUTRAL		0-1-0		0-2-0		6-2-0			
11-16-0		0-0-0		0-3-0		NON-CONFERENCE		0-0-0		1-7-0		10-6-0			
4-7-0		0-0-0		0-0-0		HOME		0-0-0		0-2-0		4-5-0			
2-7-0		0-0-0		0-0-		AWAY		0-0-0		1-4-0		1-0-0			
5-2-0		0-0-0		0-0-0		NEUTRAL		0-0-0		0-1-0		5-1-0			
11-10-0		0-0-0		1-1-0		CONFERENCE		1-3-0		2-3-0		7-3-0			
4-3-0		0-0-0		0-0-0		HOME		0-1-0		0-0-0		4-2-0			
6-4-0		0-0-0		1-1-0		AWAY		1-1-0		2-2-0		2-0-0			
1-3-0		0-0-0		0-0-0		NEUTRAL		0-1-0		0-1-0		1-1-0			
RPI	S	Opponent	Score	RPI	S	Opponent	Score	RPI	S	Opponent	Score				
				30	A	Texas Tech	0 8	57	H	Massachusetts	1 9	109	H	Butler	1 4
				30	A	Texas Tech	0 11	89	A	St. Joseph's	0 3	109	H	Butler	1 2
				30	A	Texas Tech	0 10	89	A	St. Joseph's	8 4	116	A	Ball St.	1 15
				37	A	Fordham	1 4	89	N	St. Joseph's	3 6	116	A	Ball St.	2 10
				37	A	Fordham	3 1					121	N	Appalachian St.	8 11
												130	A	St. Louis	4 0
												130	A	St. Louis	0 8
												132	A	Temple	13 4
												132	A	Temple	5 10
												132	N	Temple	5 9
												139	A	Ohio St.	6 4
												141	A	Elon	0 4
												141	A	Elon	0 5
												151	H	Charlotte	0 2
												151	H	Charlotte	5 4
												174	H	Wright St.	1 9
												174	H	Wright St.	1 9
												200	N	Seton Hall	1 4
												201	H	Morehead St.	1 6
												201	H	Morehead St.	2 14
												203	H	Eastern Ky.	5 3
												203	H	Eastern Ky.	8 7
												226	N	Gardner-Webb	8 4
												226	N	Gardner-Webb	3 2
												226	N	Gardner-Webb	4 3
												227	N	Howard	10 3
												227	N	Howard	7 1
LAST 10 GAMES															
				89	N	St. Joseph's	3 6	151	H	Charlotte	5 4				
				132	N	Temple	5 9	151	H	Charlotte	0 2				
				139	A	Ohio St.	6 4	37	A	Fordham	3 1				
				203	H	Eastern Ky.	5 3	37	A	Fordham	1 4				
				203	H	Eastern Ky.	8 7	275	A	La Salle	5 1				

Non-Div. I Games:

Dayton



RPI	S	Opponent	Score	
238	H	George Washington	4	5
238	H	George Washington	10	9
244	N	St. Bonaventure	11	5
244	N	St. Bonaventure	8	11
245	H	IUPUI	0	3
245	H	IUPUI	6	3
257	A	UNC Wilmington	4	0
266	H	Rhode Island	12	0
266	H	Rhode Island	2	1
267	H	Morgan St.	8	7
275	A	La Salle	5	1
275	A	La Salle	2	1

Dayton

D  
a  
y  
t  
o  
n

D  
a  
y  
t  
o  
n

Average RPI Win: 197		WON-LOST RECORD	WINNING PCT. RANK		LAST 10 GAMES	STRENGTH OF SCHEDULE	OPP. STRENGTH OF SCHEDULE	TEAM RPI	ADJ RPI		CONF. RPI	ADJ CONF. RPI
Average RPI Loss: 145												
DIV. I ONLY		24-24-0	.5	142	6-4-0	242	197	192	.46234	189	17	15
DIV. I NON-CONF.		16-11-0	.59259	87	0-0-0	242	254	165	.4818	164	15	15
<hr/>												
TOTALS		RPI 1-25		RPI 26-50		W-L RECORDS		RPI 51-100		RPI 101-150		RPI 150+
24-24-0		0-0-0		0-0-0		OVERALL		1-5-0		4-8-0		19-11-0
8-3-0		0-0-0		0-0-0		HOME		1-1-0		3-1-0		4-1-0
6-13-0		0-0-0		0-0-0		AWAY		0-2-0		1-4-0		5-7-0
10-8-0		0-0-0		0-0-0		NEUTRAL		0-2-0		0-3-0		10-3-0
16-11-0		0-0-0		0-0-0		NON-CONFERENCE		0-2-0		1-3-0		15-6-0
4-0-0		0-0-0		0-0-0		HOME		0-0-0		0-0-0		4-0-0
2-3-0		0-0-0		0-0-		AWAY		0-0-0		1-0-0		1-3-0
10-8-0		0-0-0		0-0-0		NEUTRAL		0-2-0		0-3-0		10-3-0
8-13-0		0-0-0		0-0-0		CONFERENCE		1-3-0		3-5-0		4-5-0
4-3-0		0-0-0		0-0-0		HOME		1-1-0		3-1-0		0-1-0
4-10-0		0-0-0		0-0-0		AWAY		0-2-0		0-4-0		4-4-0
0-0-0		0-0-0		0-0-0		NEUTRAL		0-0-0		0-0-0		0-0-0
RPI	S	Opponent	Score	RPI	S	Opponent	Score	RPI	S	Opponent	Score	
								75	N	Eastern Ill.	0	3
								76	N	Jacksonville St.	1	4
								85	H	Miami (OH)	0	4
								85	H	Miami (OH)	3	0
								98	A	Western Mich.	0	9
								98	A	Western Mich.	4	6

Non-Div. I Games:

Akron

RPI	S	Opponent	Score	
208	A	Buffalo	6	0
217	A	Bowling Green	2	3
217	A	Bowling Green	3	7
221	N	Canisius	10	3
222	A	Winthrop	1	9
225	N	East Tenn. St.	6	3
231	N	Jackson St.	4	3
242	N	Southern U.	9	8
255	A	Toledo	7	5
255	A	Toledo	13	3
261	H	St. Francis (PA)	7	6
261	H	St. Francis (PA)	5	0
270	N	Bucknell	8	6
279	N	Lafayette	7	2
281	N	St. Peter's	12	1

Akron

A  
k  
r  
o  
n

A  
k  
r  
o  
n

**Non-Div. I Games:**

Dartmouth

RPI	S	Opponent	Score	
237	H	Brown	8	0
237	H	Brown	20	3
239	A	Columbia	9	4
239	A	Columbia	1	0
261	N	St. Francis (PA)	5	13

Dartmouth

D  
a  
r  
t  
m  
o  
u  
t  
h

D  
a  
r  
t  
m  
o  
u  
t  
h

Average RPI Win:	186	WON-LOST RECORD	WINNING PCT. RANK	LAST 10 GAMES	STRENGTH OF SCHEDULE	OPP. STRENGTH OF SCHEDULE	TEAM RPI	ADJ RPI	CONF. RPI	ADJ CONF. RPI	
DIV. I ONLY	22-30-0	.42308	187	3-7-0	192	185	194	.45872	191	14	14
DIV. I NON-CONF.	11-11-0	.5	128	1-0-0	205	252	183	.46963	183	14	14
TOTALS	RPI 1-25	RPI 26-50	W-L RECORDS	RPI 51-100	RPI 101-150	RPI 150+					
22-30-0	0-1-0	0-1-0	OVERALL	2-9-0	5-9-0	15-10-0					
16-10-0	0-0-0	0-0-0	HOME	2-2-0	3-6-0	11-2-0					
5-17-0	0-1-0	0-0-0	AWAY	0-7-0	1-2-0	4-7-0					
1-3-0	0-0-0	0-1-0	NEUTRAL	0-0-0	1-1-0	0-1-0					
11-11-0	0-1-0	0-1-0	NON-CONFERENCE	0-2-0	3-2-0	8-5-0					
8-3-0	0-0-0	0-0-0	HOME	0-1-0	2-1-0	6-1-0					
2-5-0	0-1-0	0-0-	AWAY	0-1-0	0-0-0	2-3-0					
1-3-0	0-0-0	0-1-0	NEUTRAL	0-0-0	1-1-0	0-1-0					
11-19-0	0-0-0	0-0-0	CONFERENCE	2-7-0	2-7-0	7-5-0					
8-7-0	0-0-0	0-0-0	HOME	2-1-0	1-5-0	5-1-0					
3-12-0	0-0-0	0-0-0	AWAY	0-6-0	1-2-0	2-4-0					
0-0-0	0-0-0	0-0-0	NEUTRAL	0-0-0	0-0-0	0-0-0					
RPI S Opponent Score	RPI S Opponent Score	RPI S Opponent Score	RPI S Opponent Score	RPI S Opponent Score	RPI S Opponent Score	RPI S Opponent Score					
25 A LSU 0 9	46 N Chattanooga 0 9	59 A A&M-Corpus Christi 0 16	115 H UMKC 3 5	59 A A&M-Corpus Christi 3 11	120 H McNeese St. 3 9	120 H McNeese St. 2 11					
		59 A A&M-Corpus Christi 1 6	120 H McNeese St. 2 5	67 A South Ala. 1 7	120 H McNeese St. 2 5	122 H Texas-Arlington 0 3					
		67 H South Ala. 2 10	122 H Texas-Arlington 0 8	67 A Texas St. 1 12	122 H Texas-Arlington 5 1	122 H Texas-Arlington 10 8					
		74 A Texas St. 3 5	130 H St. Louis 7 5	74 A Texas St. 4 6	136 H UT Martin 4 2	136 N UT Martin 3 4					
		91 H UTSA 0 8	139 N Ohio St. 2 3	91 H UTSA 4 1	150 A Northwestern St. 5 2	150 A Northwestern St. 0 1					
		91 H UTSA 7 1	154 A Sam Houston St. 3 2		154 A Sam Houston St. 3 4	154 A Sam Houston St. 1 9					
			172 A Southern Miss. 9 5		172 A Southern Miss. 9 5	183 H Louisiana Tech 3 2					
			183 H Louisiana Tech 3 2		183 H Louisiana Tech 3 2	189 H Akron 1 5					
			194 H Stephen F. Austin 5 2		194 H Stephen F. Austin 0 7	194 H Stephen F. Austin 9 5					
			194 H Stephen F. Austin 9 5		196 A Nicholls St. 5 4	196 A Nicholls St. 4 8					
			196 A Nicholls St. 4 8		196 A Nicholls St. 0 8	196 A Nicholls St. 0 8					
			196 A Nicholls St. 0 8								
		LAST 10 GAMES									
		120 H McNeese St. 2 11									
		120 H McNeese St. 3 9									
		120 H McNeese St. 2 5									
		172 A Southern Miss. 9 5									
		154 A Sam Houston St. 3 4									

Non-Div. I Games:

Southeastern La.

RPI	S	Opponent	Score	
198	H	Central Ark.	4	2
198	H	Central Ark.	1	0
198	H	Central Ark.	6	4
224	N	Evansville	3	10
228	A	Mississippi Val.	0	8
231	A	Jackson St.	1	2
242	A	Southern U.	2	3
242	H	Southern U.	9	0
277	A	Alcorn St.	2	1
277	H	Alcorn St.	5	2
282	H	Ark.-Pine Bluff	8	0
282	H	Ark.-Pine Bluff	8	2

Southeastern La.

S  
o  
u  
t  
h  
e  
a  
s  
t  
e  
r  
n  
L  
a  
.

S  
o  
u  
t  
h  
e  
a  
s  
t  
e  
r  
n  
L  
a  
.

[illegible]

**Non-Div. I Games:**

Wichita St.



W  
i  
c  
h  
i  
t  
a  
s  
t  
.

Which it is.

Wichita St.

Average RPI Win:		244	WON-LOST RECORD		WINNING PCT. RANK		LAST 10 GAMES		STRENGTH OF SCHEDULE		OPP. STRENGTH OF SCHEDULE		TEAM RPI		ADJ RPI		CONF. RPI		ADJ CONF. RPI	
DIV. I ONLY			26-26-0		.5 142		4-6-0		228		264		196		.45818 193		30		30	
DIV. I NON-CONF.			17-20-0		.45946 157		0-1-0		193		233		185		.4705 181		31		31	
TOTALS		RPI 1-25		RPI 26-50		W-L RECORDS		RPI 51-100		RPI 101-150		RPI 150+								
26-26-0		0-1-0		0-4-0		OVERALL		2-7-0		1-5-0		23-9-0								
12-3-0		0-0-0		0-2-0		HOME		1-0-0		0-0-0		11-1-0								
4-11-0		0-0-0		0-2-0		AWAY		1-3-0		0-2-0		3-4-0								
10-12-0		0-1-0		0-0-0		NEUTRAL		0-4-0		1-3-0		9-4-0								
17-20-0		0-1-0		0-4-0		NON-CONFERENCE		2-7-0		1-5-0		14-3-0								
4-2-0		0-0-0		0-2-0		HOME		1-0-0		0-0-0		3-0-0								
4-8-0		0-0-0		0-0-		AWAY		1-3-0		0-2-0		3-1-0								
9-10-0		0-1-0		0-0-0		NEUTRAL		0-4-0		1-3-0		8-2-0								
9-6-0		0-0-0		0-0-0		CONFERENCE		0-0-0		0-0-0		9-6-0								
8-1-0		0-0-0		0-0-0		HOME		0-0-0		0-0-0		8-1-0								
0-3-0		0-0-0		0-0-0		AWAY		0-0-0		0-0-0		0-3-0								
1-2-0		0-0-0		0-0-0		NEUTRAL		0-0-0		0-0-0		1-2-0								
RPI	S	Opponent		Score		RPI	S	Opponent		Score		RPI	S	Opponent		Score				
14	N	Texas A&M		0 8		44	A	Jacksonville		1 6		53	A	South Fla.		3 10				
						44	H	Jacksonville		2 9		54	N	Virginia Tech		1 9				
						49	A	Florida St.		5 8		67	N	South Ala.		2 8				
						49	H	Florida St.		2 9		76	N	Jacksonville St.		1 5				
												87	N	Valparaiso		1 9				
												90	A	UCF		1 5				
												90	H	UCF		5 4				
												96	A	Troy		6 0				
												96	A	Troy		0 2				
														101 N Central Mich.		7 8				
														101 N Central Mich.		0 3				
														103 N Boston U.		0 7				
														142 A North Florida		0 3				
														142 A North Florida		0 2				
														147 N Lehigh		5 4				
														160 N Kent St.		6 3				
														163 A Bethune-Cookman		4 5				
														163 A Bethune-Cookman		3 11				
														163 A Bethune-Cookman		5 6				
														170 N Monmouth		5 4				
														170 N Monmouth		4 6				
														185 A Stetson		1 3				
														190 N Dartmouth		6 5				
														195 N Delaware St.		3 4				
														227 N Howard		0 7				
														228 N Mississippi Val.		8 0				
														230 N Indiana St.		7 6				
														236 N Yale		2 3				
														241 N Coppin St.		3 1				
														252 N Tennessee St.		6 1				
														264 H Norfolk St.		3 1				
														264 H Norfolk St.		8 0				
														264 H Norfolk St.		3 6				
														284 H Savannah St.		6 1				
														284 H Savannah St.		9 3				
														284 H Savannah St.		5 1				
LAST 10 GAMES																				
						227	N	Howard		0 7		288	H	South Carolina St.		14 0				
						241	N	Coppin St.		3 1		163	A	Bethune-Cookman		5 6				
						195	N	Delaware St.		3 4		163	A	Bethune-Cookman		4 5				
						288	H	South Carolina St.		10 7		163	A	Bethune-Cookman		3 11				
						288	H	South Carolina St.		8 0		185	A	Stetson		1 3				

Non-Div. I Games:

Florida A&amp;M

RPI	S	Opponent	Score	
284	N	Savannah St.	9	0
285	N	Grambling	9	6
286	A	N.C. Central	21	1
286	A	N.C. Central	10	1
286	A	N.C. Central	11	1
287	H	N.C. A&T	8	0
287	H	N.C. A&T	5	0
287	H	N.C. A&T	12	4
288	H	South Carolina St.	10	7
288	H	South Carolina St.	8	0
288	H	South Carolina St.	14	0

Florida A&M

F  
l  
o  
r  
i  
d  
a  
A  
&  
M

F  
l  
o  
r  
i  
d  
a  
A  
&  
M

[illegible]

**Non-Div. I Games:**

Stephen F. Austin

RPI	S	Opponent	Score	
203	N	Eastern Ky.	6	7
204	N	Maine	6	4
204	N	Maine	5	6
252	N	Tennessee St.	0	3
252	N	Tennessee St.	6	0

Stephen F. Austin

S  
t  
e  
p  
h  
e  
n  
F  
.  
A  
u  
s  
t  
i  
n

S  
t  
e  
p  
h  
e  
n  
F  
.  
A  
u  
s  
t  
i  
n

Average RPI Win:	244	WON-LOST	WINNING	LAST 10	STRENGTH OF	OPP. STRENGTH	TEAM	ADJ	CONF.	ADJ CONF.					
Average RPI Loss:	155	RECORD	PCT. RANK	GAMES	SCHEDULE	OF SCHEDULE	RPI	RPI	RPI	RPI					
DIV. I ONLY		32-19-0	.62745	65	7-3-0	276	268	184	.45774	195	30	30			
DIV. I NON-CONF.		14-11-0	.56	104	0-0-0	255	211	178	.47407	178	31	31			
<hr/>															
TOTALS	RPI 1-25	RPI 26-50		W-L RECORDS		RPI 51-100		RPI 101-150		RPI 150+					
32-19-0	0-0-0	0-4-0		OVERALL		1-2-0		1-2-0		30-11-0					
13-2-0	0-0-0	0-0-0		HOME		0-0-0		1-0-0		12-2-0					
12-13-0	0-0-0	0-4-0		AWAY		1-1-0		0-2-0		11-6-0					
7-4-0	0-0-0	0-0-0		NEUTRAL		0-1-0		0-0-0		7-3-0					
14-11-0	0-0-0	0-4-0		NON-CONFERENCE		1-2-0		1-2-0		12-3-0					
7-0-0	0-0-0	0-0-0		HOME		0-0-0		1-0-0		6-0-0					
4-9-0	0-0-0	0-0-		AWAY		1-1-0		0-2-0		3-2-0					
3-2-0	0-0-0	0-0-0		NEUTRAL		0-1-0		0-0-0		3-1-0					
18-8-0	0-0-0	0-0-0		CONFERENCE		0-0-0		0-0-0		18-8-0					
6-2-0	0-0-0	0-0-0		HOME		0-0-0		0-0-0		6-2-0					
8-4-0	0-0-0	0-0-0		AWAY		0-0-0		0-0-0		8-4-0					
4-2-0	0-0-0	0-0-0		NEUTRAL		0-0-0		0-0-0		4-2-0					
<hr/>															
RPI	S	Opponent	Score	RPI	S	Opponent	Score	RPI	S	Opponent	Score				
				31	A	Maryland	0 13	51	N	Kansas	0 8	127	H	Albany (NY)	2 0
				31	A	Maryland	1 3	65	A	Virginia	5 3	142	A	North Florida	6 10
				44	A	Jacksonville	0 2	65	A	Virginia	0 2	142	A	North Florida	0 6
				44	A	Jacksonville	3 12					163	A	Bethune-Cookman	0 5
												163	N	Bethune-Cookman	1 7
												163	N	Bethune-Cookman	4 5
												163	N	Bethune-Cookman	2 1
												171	H	Colgate	4 2
												178	A	Towson	3 4
												193	N	Florida A&M	4 3
												204	N	Siena	9 1
												219	A	Delaware	12 2
												219	A	Delaware	6 7
												219	H	Delaware	8 1
												227	A	Howard	1 6
												227	A	Howard	4 3
												227	A	Howard	4 1
												234	N	Youngstown St.	2 3
												241	H	Coppin St.	1 0
												241	H	Coppin St.	1 0
												241	H	Coppin St.	0 1
				LAST 10 GAMES								246	H	Mt. St. Mary's	4 3
				163	N	Bethune-Cookman	4 5	267	A	Morgan St.	2 6	246	H	Mt. St. Mary's	2 0
				163	N	Bethune-Cookman	1 7	267	A	Morgan St.	6 1	246	N	Mt. St. Mary's	11 1
				163	N	Bethune-Cookman	2 1	267	A	Morgan St.	11 4	264	A	Norfolk St.	1 2
				193	N	Florida A&M	4 3	274	H	Hampton	12 1	264	A	Norfolk St.	5 0
				288	N	South Carolina St.	10 4	274	H	Hampton	7 1	267	A	Morgan St.	2 6

**Non-Div. I Games:**

Delaware St.

RPI	S	Opponent	Score	
267	A	Morgan St.	11	4
267	A	Morgan St.	6	1
267	H	Morgan St.	10	4
274	H	Hampton	7	1
274	H	Hampton	12	1
274	H	Hampton	1	7
278	N	Alabama St.	17	5
286	A	N.C. Central	10	2
286	A	N.C. Central	16	8
286	H	N.C. Central	15	3
286	H	N.C. Central	14	0
288	N	South Carolina St.	10	4
288	N	South Carolina St.	12	1
289	A	Md.-East. Shore	12	1
289	A	Md.-East. Shore	13	3
289	A	Md.-East. Shore	10	0
289	H	Md.-East. Shore	8	0

Delaware St.

D  
e  
l  
a  
w  
a  
r  
e  
S  
t  
.

D  
e  
l  
a  
w  
a  
r  
e  
S  
t  
.

Average RPI Win:		191	WON-LOST RECORD		WINNING PCT. RANK	LAST 10 GAMES	STRENGTH OF SCHEDULE	OPP. STRENGTH OF SCHEDULE	TEAM RPI	ADJ RPI	CONF. RPI	ADJ CONF. RPI
Average RPI Loss:		107										
DIV. I ONLY			15-37-0		.28846 244	6-4-0	92	150	207	.45681 196	14	14
DIV. I NON-CONF.			8-15-0		.34783 214	1-0-0	38	179	139	.49418 138	14	14
TOTALS		RPI 1-25	RPI 26-50		W-L RECORDS		RPI 51-100		RPI 101-150		RPI 150+	
15-37-0	0-6-0		0-2-0		OVERALL		1-10-0		2-10-0		12-9-0	
6-11-0	0-1-0		0-0-0		HOME		1-5-0		1-2-0		4-3-0	
4-19-0	0-2-0		0-2-0		AWAY		0-4-0		1-6-0		3-5-0	
5-7-0	0-3-0		0-0-0		NEUTRAL		0-1-0		0-2-0		5-1-0	
8-15-0	0-6-0		0-2-0		NON-CONFERENCE		0-2-0		1-2-0		7-3-0	
1-2-0	0-1-0		0-0-0		HOME		0-0-0		0-0-0		1-1-0	
2-6-0	0-2-0		0-0-0		AWAY		0-1-0		1-0-0		1-1-0	
5-7-0	0-3-0		0-0-0		NEUTRAL		0-1-0		0-2-0		5-1-0	
7-22-0	0-0-0		0-0-0		CONFERENCE		1-8-0		1-8-0		5-6-0	
5-9-0	0-0-0		0-0-0		HOME		1-5-0		1-2-0		3-2-0	
2-13-0	0-0-0		0-0-0		AWAY		0-3-0		0-6-0		2-4-0	
0-0-0	0-0-0		0-0-0		NEUTRAL		0-0-0		0-0-0		0-0-0	
RPI S	Opponent	Score	RPI S	Opponent	Score	RPI S	Opponent	Score	RPI S	Opponent	Score	
21 N	Oklahoma St.	6 7	35 A	La.-Lafayette	2 11	59 H	A&M-Corpus Christi	1 3	115 N	UMKC	6 9	
21 N	Oklahoma St.	3 12	35 A	La.-Lafayette	0 8	59 H	A&M-Corpus Christi	4 0	118 A	La.-Monroe	7 5	
22 A	Houston	0 6				59 H	A&M-Corpus Christi	8 11	120 A	McNeese St.	2 7	
25 A	LSU	0 8				67 A	South Ala.	2 3	120 A	McNeese St.	1 9	
25 H	LSU	0 8				74 H	Texas St.	1 3	120 A	McNeese St.	1 9	
25 N	LSU	2 11				74 H	Texas St.	3 6	122 A	Texas-Arlington	0 4	
						74 H	Texas St.	4 9	122 A	Texas-Arlington	4 5	
						91 A	UTSA	4 5	122 A	Texas-Arlington	1 4	
						91 A	UTSA	6 7	130 N	St. Louis	0 3	
						91 A	UTSA	2 8	150 H	Northwestern St.	4 8	
						96 N	Troy	7 9	150 H	Northwestern St.	2 5	
									150 H	Northwestern St.	2 0	
									154 H	Sam Houston St.	3 5	
									154 H	Sam Houston St.	7 4	
									172 A	Southern Miss.	1 9	
									172 H	Southern Miss.	3 6	
									189 N	Akron	5 4	
									191 H	Southeastern La.	4 5	
									191 H	Southeastern La.	8 4	
									191 H	Southeastern La.	8 0	
									194 A	Stephen F. Austin	0 1	
									194 A	Stephen F. Austin	6 5	
									194 A	Stephen F. Austin	5 0	
									198 A	Central Ark.	1 8	
									198 A	Central Ark.	2 4	
									198 A	Central Ark.	0 3	
									224 N	Evansville	5 3	
			LAST 10 GAMES									
			194 A	Stephen F. Austin	6 5	150 H	Northwestern St.	4 8	194 A	Stephen F. Austin	5 0	
			194 A	Stephen F. Austin	5 0	242 H	Southern U.	6 2	198 A	Central Ark.	1 8	
			194 A	Stephen F. Austin	0 1	191 H	Southeastern La.	4 5	198 A	Central Ark.	2 4	
			150 H	Northwestern St.	2 5	191 H	Southeastern La.	8 4	198 A	Central Ark.	0 3	
			150 H	Northwestern St.	2 0	191 H	Southeastern La.	8 0	224 N	Evansville	5 3	

Non-Div. I Games:

Nicholls St.



Nicholls.

Nicholls.

Nicholls St.

Average RPI Win:	231	WON-LOST	WINNING	LAST 10	STRENGTH OF	OPP. STRENGTH	TEAM	ADJ	CONF.	ADJ CONF.	
Average RPI Loss:	164	RECORD	PCT. RANK	GAMES	SCHEDULE	OF SCHEDULE	RPI	RPI	RPI	RPI	
DIV. I ONLY	26-22-0	.54167	119	5-5-0	250	258	190	.45674	197	23	24
DIV. I NON-CONF.	17-11-0	.60714	81	2-2-0	259	278	181	.46876	184	24	26
<hr/>											
TOTALS	RPI 1-25	RPI 26-50		W-L RECORDS		RPI 51-100		RPI 101-150		RPI 150+	
26-22-0	0-0-0	0-2-0		OVERALL		0-1-0		1-3-0		25-16-0	
4-8-0	0-0-0	0-2-0		HOME		0-0-0		0-0-0		4-6-0	
12-7-0	0-0-0	0-0-0		AWAY		0-0-0		0-2-0		12-5-0	
10-7-0	0-0-0	0-0-0		NEUTRAL		0-1-0		1-1-0		9-5-0	
17-11-0	0-0-0	0-2-0		NON-CONFERENCE		0-1-0		1-1-0		16-7-0	
0-2-0	0-0-0	0-2-0		HOME		0-0-0		0-0-0		0-0-0	
7-2-0	0-0-0	0-0-		AWAY		0-0-0		0-0-0		7-2-0	
10-7-0	0-0-0	0-0-0		NEUTRAL		0-1-0		1-1-0		9-5-0	
9-11-0	0-0-0	0-0-0		CONFERENCE		0-0-0		0-2-0		9-9-0	
4-6-0	0-0-0	0-0-0		HOME		0-0-0		0-0-0		4-6-0	
5-5-0	0-0-0	0-0-0		AWAY		0-0-0		0-2-0		5-3-0	
0-0-0	0-0-0	0-0-0		NEUTRAL		0-0-0		0-0-0		0-0-0	
RPI	S	Opponent	Score	RPI	S	Opponent	Score	RPI	S	Opponent	Score
				37	H	Fordham	0 18				
				37	H	Fordham	0 8				

Non-Div. I Games:

Fairleigh Dickinson

Fairleigh Dickinson

[illegible]

Central Ark.

RPI	S	Opponent	Score	
196	H	Nicholls St.	8	1
215	N	Samford	0	1
228	A	Mississippi Val.	5	2
228	H	Mississippi Val.	6	0
232	N	Bradley	1	4
276	A	Centenary (LA)	4	2
277	H	Alcorn St.	9	0
277	H	Alcorn St.	6	0
282	H	Ark.-Pine Bluff	9	0
282	H	Ark.-Pine Bluff	12	1
282	H	Ark.-Pine Bluff	12	0
282	H	Ark.-Pine Bluff	11	2

Central Ark.

C  
e  
n  
t  
r  
a  
l  
A  
r  
k  
.

C  
e  
n  
t  
r  
a  
l  
A  
r  
k  
.

Average RPI Win:		230	WON-LOST RECORD		WINNING PCT. RANK		LAST 10 GAMES		STRENGTH OF SCHEDULE		OPP. STRENGTH OF SCHEDULE		TEAM RPI	ADJ RPI		CONF. RPI	ADJ CONF. RPI
DIV. I ONLY			33-22-0		.6 79		5-5-0		278		254		200	.45393 199		26	26
DIV. I NON-CONF.			20-16-0		.55556 106		0-1-0		284		255		233	.42767 235		27	27
TOTALS		RPI 1-25		RPI 26-50		W-L RECORDS		RPI 51-100		RPI 101-150		RPI 150+					
33-22-0		0-1-0		0-0-0		OVERALL		0-1-0		5-6-0		28-14-0					
15-4-0		0-0-0		0-0-0		HOME		0-0-0		5-3-0		10-1-0					
14-11-0		0-0-0		0-0-0		AWAY		0-0-0		0-2-0		14-9-0					
4-7-0		0-1-0		0-0-0		NEUTRAL		0-1-0		0-1-0		4-4-0					
20-16-0		0-1-0		0-0-0		NON-CONFERENCE		0-1-0		2-3-0		18-11-0					
7-1-0		0-0-0		0-0-0		HOME		0-0-0		2-0-0		5-1-0					
9-8-0		0-0-0		0-0-		AWAY		0-0-0		0-2-0		9-6-0					
4-7-0		0-1-0		0-0-0		NEUTRAL		0-1-0		0-1-0		4-4-0					
13-6-0		0-0-0		0-0-0		CONFERENCE		0-0-0		3-3-0		10-3-0					
8-3-0		0-0-0		0-0-0		HOME		0-0-0		3-3-0		5-0-0					
5-3-0		0-0-0		0-0-0		AWAY		0-0-0		0-0-0		5-3-0					
0-0-0		0-0-0		0-0-0		NEUTRAL		0-0-0		0-0-0		0-0-0					
RPI	S	Opponent		Score		RPI	S	Opponent		Score		RPI	S	Opponent		Score	
17	N	Notre Dame		1	10							113	A	Col. of Charleston		1	8
												119	H	Iona		0	9
												119	H	Iona		13	5
												119	H	Iona		2	1
												126	A	St. John's (NY)		6	7
												132	H	Temple		1	0
												132	H	Temple		12	4
												134	N	Liberty		0	4
												137	H	Fairfield		1	4
												137	H	Fairfield		1	0
												137	H	Fairfield		2	3
												167	N	Rutgers		4	9
												178	A	Towson		5	6
												184	A	Niagara		3	1
												184	A	Niagara		13	12
												187	A	UTEP		5	1
												187	A	UTEP		2	11
												187	A	UTEP		8	9
												187	A	UTEP		4	12
												197	N	Fairleigh Dickinson		6	8
						204	H	Siena		7	6						
						204	H	Siena		3	2						
						207	A	Manhattan		6	9						
						207	A	Manhattan		6	9						
						207	H	Manhattan		4	3						
						211	A	Princeton		6	8						
						211	A	Princeton		3	2						
						LAST 10 GAMES											
						137	H	Fairfield		2	3	126	A	St. John's (NY)		6	7
						119	H	Iona		0	9	184	A	Niagara		3	1
						207	H	Manhattan		4	3	184	A	Niagara		13	12
						137	H	Fairfield		1	4	221	A	Canisius		3	4
						137	H	Fairfield		1	0	221	A	Canisius		3	1

Non-Div. I Games:

Marist

RPI	S	Opponent	Score	
219	N	Delaware	4	3
221	A	Canisius	3	4
221	A	Canisius	3	1
229	N	Drexel	3	11
235	A	Army	11	1
235	A	Army	3	5
237	N	Brown	9	2
251	H	Holy Cross	3	2
251	H	Holy Cross	3	8
260	H	Hartford	3	2
260	H	Hartford	6	5
261	N	St. Francis (PA)	0	2
264	A	Norfolk St.	10	1
267	A	Morgan St.	11	7
267	A	Morgan St.	3	2
271	H	Rider	9	0
271	H	Rider	3	1
274	A	Hampton	6	2
275	H	La Salle	9	0
275	H	La Salle	9	1
281	A	St. Peter's	8	0
281	A	St. Peter's	7	3
289	A	Md.-East. Shore	8	4
289	A	Md.-East. Shore	12	4
289	N	Md.-East. Shore	4	2
289	N	Md.-East. Shore	11	3

Marist

M  
a  
r  
i  
s  
t

M  
a  
r  
i  
s  
t

Average RPI Win: 213		WON-LOST	WINNING	LAST 10	STRENGTH OF		OPP. STRENGTH	TEAM	ADJ	CONF.	ADJ CONF.		
Average RPI Loss: 109		RECORD	PCT. RANK	GAMES	SCHEDULE		OF SCHEDULE	RPI	RPI	RPI	RPI		
DIV. I ONLY		16-35-0	.31373	235	2-8-0		114	169	209	.45333	200	8	7
DIV. I NON-CONF.		13-16-0	.44828	167	1-3-0		188	259	194	.46519	193	7	7
TOTALS		RPI 1-25	RPI 26-50		W-L RECORDS		RPI 51-100		RPI 101-150		RPI 150+		
16-35-0	0-3-0	0-5-0		OVERALL		1-9-0		0-5-0		15-13-0			
6-12-0	0-0-0	0-3-0		HOME		1-5-0		0-2-0		5-2-0			
3-17-0	0-3-0	0-2-0		AWAY		0-1-0		0-1-0		3-10-0			
7-6-0	0-0-0	0-0-0		NEUTRAL		0-3-0		0-2-0		7-1-0			
13-16-0	0-0-0	0-0-0		NON-CONFERENCE		0-4-0		0-3-0		13-9-0			
5-2-0	0-0-0	0-0-0		HOME		0-0-0		0-0-0		5-2-0			
1-8-0	0-0-0	0-0-		AWAY		0-1-0		0-1-0		1-6-0			
7-6-0	0-0-0	0-0-0		NEUTRAL		0-3-0		0-2-0		7-1-0			
3-19-0	0-3-0	0-5-0		CONFERENCE		1-5-0		0-2-0		2-4-0			
1-10-0	0-0-0	0-3-0		HOME		1-5-0		0-2-0		0-0-0			
2-9-0	0-3-0	0-2-0		AWAY		0-0-0		0-0-0		2-4-0			
0-0-0	0-0-0	0-0-0		NEUTRAL		0-0-0		0-0-0		0-0-0			
RPI	S	Opponent	Score	RPI	S	Opponent	Score	RPI	S	Opponent	Score		
24	A	Louisville	2 7	26	H	Syracuse	0 10	53	H	South Fla.	0 9		
24	A	Louisville	3 9	26	H	Syracuse	0 5	53	H	South Fla.	3 1		
24	A	Louisville	2 10	26	H	Syracuse	0 8	53	H	South Fla.	0 17		
				32	A	DePaul	0 1	58	H	Pittsburgh	0 9		
				32	A	DePaul	6 7	58	H	Pittsburgh	1 10		
								58	H	Pittsburgh	0 6		
								61	A	Fla. Atlantic	3 11		
								80	N	South Carolina	2 9		
								82	N	Harvard	0 2		
								83	N	Michigan St.	5 15		
	</												

Non-Div. I Games:

Seton Hall



RPI	S	Opponent	Score	
233	A	Georgetown	7	3
241	A	Coppin St.	3	1
267	N	Morgan St.	4	1
267	N	Morgan St.	11	3
279	H	Lafayette	4	3
279	H	Lafayette	7	3

Seton Hall

S  
e  
t  
o  
n  
H  
a  
l  
l

S  
e  
t  
o  
n  
H  
a  
l  
l

Average RPI Win:		214	WON-LOST RECORD		WINNING PCT. RANK		LAST 10 GAMES		STRENGTH OF SCHEDULE		OPP. STRENGTH OF SCHEDULE		TEAM RPI		ADJ RPI		CONF. RPI		ADJ CONF. RPI	
DIV. I ONLY			19-36-0		.34545 221		1-9-0		150		176		212		.45319 201		19		19	
DIV. I NON-CONF.			9-17-0		.34615 215		0-2-0		134		146		193		.46736 188		21		20	
TOTALS		RPI 1-25		RPI 26-50		W-L RECORDS		RPI 51-100		RPI 101-150		RPI 150+								
19-36-0		0-1-0		0-2-0		OVERALL		0-13-0		1-11-0		18-9-0								
10-7-0		0-0-0		0-0-0		HOME		0-0-0		0-3-0		10-4-0								
6-23-0		0-1-0		0-0-0		AWAY		0-10-0		1-8-0		5-4-0								
3-6-0		0-0-0		0-2-0		NEUTRAL		0-3-0		0-0-0		3-1-0								
9-17-0		0-1-0		0-2-0		NON-CONFERENCE		0-7-0		1-5-0		8-2-0								
2-0-0		0-0-0		0-0-0		HOME		0-0-0		0-0-0		2-0-0								
4-11-0		0-1-0		0-0-		AWAY		0-4-0		1-5-0		3-1-0								
3-6-0		0-0-0		0-2-0		NEUTRAL		0-3-0		0-0-0		3-1-0								
10-19-0		0-0-0		0-0-0		CONFERENCE		0-6-0		0-6-0		10-7-0								
8-7-0		0-0-0		0-0-0		HOME		0-0-0		0-3-0		8-4-0								
2-12-0		0-0-0		0-0-0		AWAY		0-6-0		0-3-0		2-3-0								
0-0-0		0-0-0		0-0-0		NEUTRAL		0-0-0		0-0-0		0-0-0								
RPI	S	Opponent		Score		RPI	S	Opponent		Score		RPI	S	Opponent		Score				
24	A	Louisville		1	12	26	N	Syracuse		1	9	51	N	Kansas		0	14			
						26	N	Syracuse		0	9	51	N	Kansas		0	11			
												73	N	Minnesota		0	4			
												75	A	Eastern Ill.		1	2			
												75	A	Eastern Ill.		1	3			
												75	A	Eastern Ill.		1	7			
												76	A	Jacksonville St.		3	7			
												76	A	Jacksonville St.		3	10			
												76	A	Jacksonville St.		9	12			
												77	A	Georgia St.		0	5			
												77	A	Georgia St.		7	10			
												85	A	Miami (OH)		4	8			
												85	A	Miami (OH)		1	8			

Non-Div. I Games:

Morehead St.

Morehead St.

Average RPI Win: 215		WON-LOST	WINNING	LAST 10	STRENGTH OF		OPP. STRENGTH	TEAM	ADJ	CONF.	ADJ CONF.
Average RPI Loss: 156		RECORD	PCT. RANK	GAMES	SCHEDULE		OF SCHEDULE	RPI	RPI	RPI	RPI
DIV. I ONLY		18-21-1	.4625	166	5-5-0		216	221	195	.45307	202
DIV. I NON-CONF.		9-11-1	.45238	164	1-1-0		206	216	196	.46357	195
TOTALS		RPI 1-25	RPI 26-50		W-L RECORDS		RPI 51-100		RPI 101-150		RPI 150+
18-21-1	0-0-0	0-2-0		OVERALL		0-5-0		1-3-1		17-11-0	
9-10-1	0-0-0	0-2-0		HOME		0-4-0		1-2-1		8-2-0	
4-5-0	0-0-0	0-0-0		AWAY		0-0-0		0-0-0		4-5-0	
5-6-0	0-0-0	0-0-0		NEUTRAL		0-1-0		0-1-0		5-4-0	
9-11-1	0-0-0	0-2-0		NON-CONFERENCE		0-3-0		1-3-1		8-3-0	
2-7-1	0-0-0	0-2-0		HOME		0-2-0		1-2-1		1-1-0	
2-1-0	0-0-0	0-0-		AWAY		0-0-0		0-0-0		2-1-0	
5-3-0	0-0-0	0-0-0		NEUTRAL		0-1-0		0-1-0		5-1-0	
9-10-0	0-0-0	0-0-0		CONFERENCE		0-2-0		0-0-0		9-8-0	
7-3-0	0-0-0	0-0-0		HOME		0-2-0		0-0-0		7-1-0	
2-4-0	0-0-0	0-0-0		AWAY		0-0-0		0-0-0		2-4-0	
0-3-0	0-0-0	0-0-0		NEUTRAL		0-0-0		0-0-0		0-3-0	
RPI S	Opponent	Score		RPI S	Opponent	Score		RPI S	Opponent	Score	
26 H	Syracuse	1	8	82 H	Harvard	0	10	117 N	Loyola (IL)	0	11
26 H	Syracuse	1	6	82 H	Harvard	1	2	147 H	Lehigh	4	2
				87 N	Valparaiso	5	11	147 H	Lehigh	4	12
				89 H	St. Joseph's	2	5	149 H	Villanova	5	7
				89 H	St. Joseph's	4	13	149 H	Villanova	2	2
								156 N	Robert Morris	14	8
								161 N	Bryant	7	4
								168 N	Cornell	6	8
								168 N	Cornell	2	10
								168 N	Cornell	0	1
								175 N	Sacred Heart	11	2
								190 H	Dartmouth	9	8
								190 H	Dartmouth	10	8
								203 N	Eastern Ky.	4	11
								211 H	Princeton	2	1
								211 H	Princeton	9	2
								211 H	Princeton	4	2
								211 H	Princeton	7	2
								219 A	Delaware	2	6
								229 A	Drexel	6	4
								236 A	Yale	6	10
								236 A	Yale	1	2
								237 A	Brown	7	9
								237 A	Brown	4	9
								239 A	Columbia	9	0
								239 A	Columbia	12	4
								239 H	Columbia	5	9
LAST 10 GAMES				168 N	Cornell	0	1	219 A	Delaware	2	6
				239 H	Columbia	5	9	168 N	Cornell	6	8
				239 H	Columbia	6	3	168 N	Cornell	2	10
				239 A	Columbia	9	0	229 A	Drexel	6	4
				239 A	Columbia	12	4	211 H	Princeton	9	2

Non-Div. I Games:

Penn

RPI	S	Opponent	Score	
239	H	Columbia	6	3
251	N	Holy Cross	6	2
262	N	Detroit	7	4
271	H	Rider	6	4
271	H	Rider	3	8
275	A	La Salle	6	0

Penn

P  
e  
n  
n

P  
e  
n  
n



**E  
a  
s  
t  
e  
r  
n  
K  
y  
.**

1  
4  
4  
4  
6  
2  
1  
1  
2

Eastern Ky.

Average RPI Win:		199	WON-LOST RECORD		WINNING PCT. RANK	LAST 10 GAMES	STRENGTH OF SCHEDULE		OPP. STRENGTH OF SCHEDULE	TEAM RPI	ADJ RPI	CONF. RPI	ADJ CONF. RPI
Average RPI Loss:		94											
DIV. I ONLY		19-35-0			.35185 218	3-7-0	153		116	199	.45271 204	11	11
DIV. I NON-CONF.		14-19-0			.42424 174	0-0-0	170		148	179	.47142 179	11	11
TOTALS		RPI 1-25	RPI 26-50		W-L RECORDS		RPI 51-100		RPI 101-150		RPI 150+		
19-35-0		0-6-0	0-7-0		OVERALL		1-10-0		3-3-0		15-9-0		
8-11-0		0-0-0	0-0-0		HOME		1-5-0		1-1-0		6-5-0		
7-11-0		0-2-0	0-6-0		AWAY		0-2-0		0-0-0		7-1-0		
4-13-0		0-4-0	0-1-0		NEUTRAL		0-3-0		2-2-0		2-3-0		
14-19-0		0-6-0	0-1-0		NON-CONFERENCE		0-5-0		3-3-0		11-4-0		
5-2-0		0-0-0	0-0-0		HOME		0-0-0		1-1-0		4-1-0		
5-4-0		0-2-0	0-0-		AWAY		0-2-0		0-0-0		5-0-0		
4-13-0		0-4-0	0-1-0		NEUTRAL		0-3-0		2-2-0		2-3-0		
5-16-0		0-0-0	0-6-0		CONFERENCE		1-5-0		0-0-0		4-5-0		
3-9-0		0-0-0	0-0-0		HOME		1-5-0		0-0-0		2-4-0		
2-7-0		0-0-0	0-6-0		AWAY		0-0-0		0-0-0		2-1-0		
0-0-0		0-0-0	0-0-0		NEUTRAL		0-0-0		0-0-0		0-0-0		
RPI S	Opponent	Score	RPI S	Opponent	Score	RPI S	Opponent	Score	RPI S	Opponent	Score		
1 A	Arizona St.	3 11	36 A	Fresno St.	1 2	51 N	Kansas	1 3	105 H	New Mexico	0 10		
8 N	Arizona	6 14	36 A	Fresno St.	2 4	52 A	Pacific	9 12	105 H	New Mexico	3 1		
15 N	Oregon	0 8	36 A	Fresno St.	1 6	52 N	Pacific	3 11	121 N	Appalachian St.	4 3		
15 N	Oregon	0 6	41 N	Illinois	2 14	56 H	Hawaii	1 11	127 N	Albany (NY)	3 2		
16 N	Nebraska	3 7	50 A	New Mexico St.	0 9	56 H	Hawaii	0 8	133 N	Portland St.	3 5		
19 A	Stanford	1 3	50 A	New Mexico St.	6 7	56 H	Hawaii	1 3	146 N	Cal St. Northridge	8 9		
			50 A	New Mexico St.	9 18	79 H	Boise St.	1 12	152 N	Ole Miss	3 2		
						79 H	Boise St.	1 12	158 H	UC Davis	5 4		
						79 H	Boise St.	5 3	158 N	UC Davis	3 4		
						96 N	Troy	9 14	158 N	UC Davis	2 6		
						100 A	UNLV	2 3	162 N	San Diego	5 0		
									183 A	Louisiana Tech	4 1		
									183 A	Louisiana Tech	5 3		
									183 A	Louisiana Tech	1 2		
									186 H	Nevada	5 8		
									186 H	Nevada	0 1		
									186 H	Nevada	12 4		
									232 N	Bradley	1 3		
									240 H	Utah St.	6 9		
									240 H	Utah St.	8 4		
									240 H	Utah St.	2 5		
									258 H	Idaho St.	4 7		
									258 H	Idaho St.	4 3		
									259 A	Cal St. Bakersfield	3 1		
									259 A	Cal St. Bakersfield	3 1		
									259 A	Cal St. Bakersfield	6 2		
									259 A	Cal St. Bakersfield	8 0		
			LAST 10 GAMES										
			56 H	Hawaii	1 3	183 A	Louisiana Tech	1 2					
			56 H	Hawaii	1 11	186 H	Nevada	12 4					
			56 H	Hawaii	0 8	186 H	Nevada	0 1					
			183 A	Louisiana Tech	5 3	186 H	Nevada	5 8					
			183 A	Louisiana Tech	4 1	36 A	Fresno St.	1 6					

Non-Div. I Games:

San Jose St.



RPI	S	Opponent	Score	
265	A	Santa Clara	14	1
265	H	Santa Clara	2	1
265	H	Santa Clara	8	0

San Jose St.

S  
a  
n  
J  
o  
s  
e  
S  
t  
.

S  
a  
n  
J  
o  
s  
e  
S  
t  
.

Maine

RPI	S	Opponent	Score	
252	N	Tennessee St.	7	3
255	N	Toledo	6	0
260	H	Hartford	0	2
260	H	Hartford	6	5
260	H	Hartford	6	8
261	N	St. Francis (PA)	6	5
261	N	St. Francis (PA)	3	1

Maine

M  
a  
i  
n  
e

M  
a  
i  
n  
e

Average RPI Win:	221	WON-LOST	WINNING	LAST 10	STRENGTH OF	OPP. STRENGTH	TEAM	ADJ	CONF.	ADJ CONF.		
Average RPI Loss:	172	RECORD	PCT. RANK	GAMES	SCHEDULE	OF SCHEDULE	RPI	RPI	RPI	RPI		
DIV. I ONLY	20-25-0	.44444	172	5-5-0	198	269	208	.45271	204	26	26	
DIV. I NON-CONF.	12-17-0	.41379	181	0-2-0	171	279	208	.45408	208	27	27	
<hr/>												
TOTALS	RPI 1-25	RPI 26-50		W-L RECORDS		RPI 51-100		RPI 101-150		RPI 150+		
20-25-0	0-0-0	0-0-0		OVERALL		0-1-0		2-10-0		18-14-0		
5-9-0	0-0-0	0-0-0		HOME		0-0-0		1-7-0		4-2-0		
9-6-0	0-0-0	0-0-0		AWAY		0-0-0		1-1-0		8-5-0		
6-10-0	0-0-0	0-0-0		NEUTRAL		0-1-0		0-2-0		6-7-0		
<hr/>												
12-17-0	0-0-0	0-0-0		NON-CONFERENCE		0-1-0		2-6-0		10-10-0		
2-4-0	0-0-0	0-0-0		HOME		0-0-0		1-3-0		1-1-0		
4-3-0	0-0-0	0-0-		AWAY		0-0-0		1-1-0		3-2-0		
6-10-0	0-0-0	0-0-0		NEUTRAL		0-1-0		0-2-0		6-7-0		
<hr/>												
8-8-0	0-0-0	0-0-0		CONFERENCE		0-0-0		0-4-0		8-4-0		
3-5-0	0-0-0	0-0-0		HOME		0-0-0		0-4-0		3-1-0		
5-3-0	0-0-0	0-0-0		AWAY		0-0-0		0-0-0		5-3-0		
0-0-0	0-0-0	0-0-0		NEUTRAL		0-0-0		0-0-0		0-0-0		
<hr/>												
RPI	S	Opponent	Score	RPI	S	Opponent	Score	RPI	S	Opponent	Score	
								75	N	Eastern Ill.	0	12
								109	N	Butler	0	4
								119	H	Iona	3	4
								119	H	Iona	2	7
								127	A	Albany (NY)	3	7
								127	A	Albany (NY)	2	1
								127	H	Albany (NY)	1	5
								127	H	Albany (NY)	0	2
								129	H	Binghamton	8	7
								129	H	Binghamton	2	6
								134	N	Liberty	3	11
								137	H	Fairfield	3	4
								137	H	Fairfield	3	5
								169	N	Green Bay	3	8
								171	N	Colgate	3	2
								175	A	Sacred Heart	2	3
								175	A	Sacred Heart	3	2
								176	N	Houston Baptist	4	2
								176	N	Houston Baptist	0	5
								184	A	Niagara	4	1
								184	A	Niagara	4	0
								195	N	Delaware St.	1	9
								197	N	Fairleigh Dickinson	3	2
								199	A	Marist	2	3
								199	A	Marist	6	7
207	A	Manhattan	3	2								
207	A	Manhattan	1	13								
211	A	Princeton	2	0								
LAST 10 GAMES												
281	A	St. Peter's	8	3	184	A	Niagara	4	1			
281	A	St. Peter's	6	0	127	H	Albany (NY)	0	2			
119	H	Iona	3	4	127	H	Albany (NY)	1	5			
119	H	Iona	2	7	221	H	Canisius	0	7			
184	A	Niagara	4	0	221	H	Canisius	10	2			

Non-Div. I Games:

Siena

RPI	S	Opponent	Score
220	A	UMBC	1 6
221	H	Canisius	0 7
221	H	Canisius	10 2
234	N	Youngstown St.	4 5
234	N	Youngstown St.	0 8
235	N	Army	4 7
235	N	Army	3 6
239	N	Columbia	2 1
251	H	Holy Cross	2 5
251	H	Holy Cross	11 5
271	H	Rider	2 1
271	H	Rider	9 3
279	N	Lafayette	4 0
281	A	St. Peter's	6 0
281	A	St. Peter's	8 3
286	A	N.C. Central	5 1
288	N	South Carolina St.	13 4

Siena

Average RPI Win:	225	WON-LOST	WINNING	LAST 10	STRENGTH OF	OPP. STRENGTH	TEAM	ADJ	CONF.	ADJ CONF.	
Average RPI Loss:	180	RECORD	PCT. RANK	GAMES	SCHEDULE	OF SCHEDULE	RPI	RPI	RPI	RPI	
DIV. I ONLY	25-23-0	.52083	133	7-3-0	251	262	201	.4518	207	26	26
DIV. I NON-CONF.	13-17-0	.43333	171	0-0-0	263	271	239	.42348	240	27	27
TOTALS	RPI 1-25	RPI 26-50	W-L RECORDS	RPI 51-100	RPI 101-150	RPI 150+					
25-23-0	0-0-0	0-0-0	OVERALL	0-1-0	3-6-0	22-16-0					
13-3-0	0-0-0	0-0-0	HOME	0-0-0	0-0-0	13-3-0					
8-9-0	0-0-0	0-0-0	AWAY	0-0-0	3-3-0	5-6-0					
4-11-0	0-0-0	0-0-0	NEUTRAL	0-1-0	0-3-0	4-7-0					
13-17-0	0-0-0	0-0-0	NON-CONFERENCE	0-1-0	0-4-0	13-12-0					
6-2-0	0-0-0	0-0-0	HOME	0-0-0	0-0-0	6-2-0					
3-5-0	0-0-0	0-0-	AWAY	0-0-0	0-2-0	3-3-0					
4-10-0	0-0-0	0-0-0	NEUTRAL	0-1-0	0-2-0	4-7-0					
12-6-0	0-0-0	0-0-0	CONFERENCE	0-0-0	3-2-0	9-4-0					
7-1-0	0-0-0	0-0-0	HOME	0-0-0	0-0-0	7-1-0					
5-4-0	0-0-0	0-0-0	AWAY	0-0-0	3-1-0	2-3-0					
0-1-0	0-0-0	0-0-0	NEUTRAL	0-0-0	0-1-0	0-0-0					
RPI S	Opponent	Score	RPI S	Opponent	Score	RPI S	Opponent	Score	RPI S	Opponent	Score
						75 N	Eastern Ill.	1 8	109 N	Butler	2 3
									119 A	Iona	3 0
									119 A	Iona	3 2
									119 N	Iona	3 4
									135 A	Quinnipiac	2 5
									135 A	Quinnipiac	9 10
									137 A	Fairfield	4 3
									137 A	Fairfield	1 3
									147 N	Lehigh	1 9
									169 N	Green Bay	5 6
									170 A	Monmouth	2 6
									170 A	Monmouth	4 0
									171 N	Colgate	5 6
									175 N	Sacred Heart	0 1
									175 N	Sacred Heart	10 8
									184 A	Niagara	3 2
									184 A	Niagara	2 13
									189 N	Akron	1 2
									197 H	Fairleigh Dickinson	5 1
									197 H	Fairleigh Dickinson	4 8
									199 A	Marist	3 4
									199 H	Marist	9 6
									199 H	Marist	9 6
									200 A	Seton Hall	1 2
									204 H	Siena	13 1
									204 H	Siena	2 3
									209 A	Stony Brook	6 4

Non-Div. I Games:

Manhattan

RPI	S	Opponent	Score	
209	A	Stony Brook	3	5
221	A	Canisius	5	3
221	A	Canisius	0	8
234	N	Youngstown St.	3	4
239	H	Columbia	1	4
239	H	Columbia	3	1
251	N	Holy Cross	0	8
253	A	Wagner	9	7
260	H	Hartford	10	2
260	H	Hartford	9	1
262	N	Detroit	9	1
269	N	South Dakota	1	4
271	H	Rider	6	3
271	H	Rider	1	0
279	H	Lafayette	4	3
279	H	Lafayette	11	3
279	N	Lafayette	4	0
279	N	Lafayette	6	4
281	H	St. Peter's	14	13
281	H	St. Peter's	9	0

Manhattan

Manhattan

Manhattan

Average RPI Win: 149		WON-LOST	WINNING	LAST 10	STRENGTH OF		OPP. STRENGTH	TEAM	ADJ		CONF.	ADJ CONF.			
Average RPI Loss: 105		RECORD	PCT. RANK	GAMES	SCHEDULE		OF SCHEDULE	RPI	RPI		RPI	RPI			
DIV. I ONLY		12-35-0	.25532	256	2-8-0		91	106	214		.45009	208			
DIV. I NON-CONF.		5-22-0	.18519	266	0-0-0		50	57	209		.45729	201			
TOTALS		RPI 1-25	RPI 26-50		W-L RECORDS		RPI 51-100		RPI 101-150		RPI 150+				
12-35-0		0-2-0	0-4-0		OVERALL		4-10-0		3-11-0		5-8-0				
2-6-0		0-0-0	0-0-0		HOME		1-1-0		0-4-0		1-1-0				
6-16-0		0-1-0	0-3-0		AWAY		2-2-0		1-5-0		3-5-0				
4-13-0		0-1-0	0-1-0		NEUTRAL		1-7-0		2-2-0		1-2-0				
5-22-0		0-2-0	0-4-0		NON-CONFERENCE		2-8-0		2-4-0		1-4-0				
0-0-0		0-0-0	0-0-0		HOME		0-0-0		0-0-0		0-0-0				
1-9-0		0-1-0	0-0-		AWAY		1-1-0		0-2-0		0-2-0				
4-13-0		0-1-0	0-1-0		NEUTRAL		1-7-0		2-2-0		1-2-0				
7-13-0		0-0-0	0-0-0		CONFERENCE		2-2-0		1-7-0		4-4-0				
2-6-0		0-0-0	0-0-0		HOME		1-1-0		0-4-0		1-1-0				
5-7-0		0-0-0	0-0-0		AWAY		1-1-0		1-3-0		3-3-0				
0-0-0		0-0-0	0-0-0		NEUTRAL		0-0-0		0-0-0		0-0-0				
RPI S	Opponent	Score		RPI S	Opponent	Score		RPI S	Opponent	Score		RPI S	Opponent	Score	
2 A	Georgia	0	8	42 N	North Carolina	4	9	51 N	Kansas	3	13	101 A	Central Mich.	0	2
14 N	Texas A&M	0	8	44 A	Jacksonville	1	3	51 N	Kansas	1	5	101 A	Central Mich.	2	1
				47 A	Penn St.	4	7	53 A	South Fla.	1	9	102 H	Ohio	4	8
				47 A	Penn St.	3	4	55 N	Hofstra	0	6	102 H	Ohio	5	6
								61 A	Fla. Atlantic	4	3	104 A	Fla. Gulf Coast	0	4
								61 N	Fla. Atlantic	11	10	106 N	North Dakota St.	0	2
								62 N	Purdue	1	6	116 A	Ball St.	1	9
								62 N	Purdue	1	11	116 A	Ball St.	4	7
								71 N	North Carolina St.	1	6	124 H	Northern Ill.	0	7
								83 N	Michigan St.	3	4	124 H	Northern Ill.	9	10
								85 A	Miami (OH)	2	3	134 N	Liberty	5	0
								85 A	Miami (OH)	5	3	135 N	Quinnipiac	6	7
								98 H	Western Mich.	0	2	145 A	Marshall	4	10
								98 H	Western Mich.	5	4	145 N	Marshall	5	4
												155 A	Eastern Mich.	0	12
												155 A	Eastern Mich.	1	2
												163 N	Bethune-Cookman	1	12
												167 A	Rutgers	2	3
												189 H	Akron	6	4
												189 H	Akron	0	6
												214 N	Presbyterian	0	2
												217 A	Bowling Green	3	0
												217 A	Bowling Green	9	1
												221 A	Canisius	2	6
												222 N	Winthrop	1	0
												255 A	Toledo	5	4
												255 A	Toledo	2	6
LAST 10 GAMES				101 A	Central Mich.	2	1	189 H	Akron	6	4				
				101 A	Central Mich.	0	2	102 H	Ohio	4	8				
				155 A	Eastern Mich.	1	2	102 H	Ohio	5	6				
				155 A	Eastern Mich.	0	12	116 A	Ball St.	1	9				
				189 H	Akron	0	6	116 A	Ball St.	4	7				

Non-Div. I Games:

Buffalo



Average RPI Win: 179		WON-LOST	WINNING	LAST 10	STRENGTH OF		OPP. STRENGTH	TEAM	ADJ		CONF.	ADJ CONF.					
Average RPI Loss: 153		RECORD	PCT. RANK	GAMES	SCHEDULE		OF SCHEDULE	RPI	RPI		RPI	RPI					
DIV. I ONLY		20-29-0	.40816	193	5-5-0		191	200	205		.44988	209					
DIV. I NON-CONF.		15-16-0	.48387	146	3-1-0		173	212	161		.48209	162					
TOTALS		RPI 1-25	RPI 26-50		W-L RECORDS		RPI 51-100		RPI 101-150		RPI 150+						
20-29-0		0-0-0	0-2-0		OVERALL		2-2-0		6-13-0		12-12-0						
8-12-0		0-0-0	0-0-0		HOME		0-0-0		5-7-0		3-5-0						
8-12-0		0-0-0	0-2-0		AWAY		1-1-0		0-3-0		7-6-0						
4-5-0		0-0-0	0-0-0		NEUTRAL		1-1-0		1-3-0		2-1-0						
15-16-0		0-0-0	0-2-0		NON-CONFERENCE		2-2-0		4-6-0		9-6-0						
6-5-0		0-0-0	0-0-0		HOME		0-0-0		3-3-0		3-2-0						
5-6-0		0-0-0	0-0-		AWAY		1-1-0		0-0-0		4-3-0						
4-5-0		0-0-0	0-0-0		NEUTRAL		1-1-0		1-3-0		2-1-0						
5-13-0		0-0-0	0-0-0		CONFERENCE		0-0-0		2-7-0		3-6-0						
2-7-0		0-0-0	0-0-0		HOME		0-0-0		2-4-0		0-3-0						
3-6-0		0-0-0	0-0-0		AWAY		0-0-0		0-3-0		3-3-0						
0-0-0		0-0-0	0-0-0		NEUTRAL		0-0-0		0-0-0		0-0-0						
RPI	S	Opponent	Score		RPI	S	Opponent	Score		RPI	S	Opponent	Score				
			45	A	Longwood		0	7	61	A	Fla. Atlantic		0	1			
			45	A	Longwood		0	8	71	A	North Carolina St.		4	3			
									80	N	South Carolina		0	8			
									82	N	Harvard		4	0			
												103	H	Boston U.		1	10
												103	H	Boston U.		0	9
												103	H	Boston U.		2	13
												119	H	Iona		0	7
												119	H	Iona		1	5
												127	A	Albany (NY)		2	5
												127	A	Albany (NY)		4	6
												127	A	Albany (NY)		0	7
												129	H	Binghamton		6	1
												129	H	Binghamton		8	9
												129	H	Binghamton		3	0
												135	H	Quinnipiac		2	0
												135	H	Quinnipiac		4	3
												135	N	Quinnipiac		2	8
												137	H	Fairfield		1	2
												137	H	Fairfield		5	4
												137	N	Fairfield		1	4
												143	N	James Madison		4	2
												148	N	Providence		4	13
												153	N	Charleston So.		8	3
												159	A	Long Island		1	5
												167	A	Rutgers		7	6
												175	H	Sacred Heart		3	0
												175	H	Sacred Heart		2	12
												200	A	Seton Hall		0	4
												200	A	Seton Hall		6	0
												200	N	Seton Hall		1	2
LAST 10 GAMES																	
			127	A	Albany (NY)		4	6	129	H	Binghamton		8	9			
			127	A	Albany (NY)		0	7	129	H	Binghamton		6	1			
			127	A	Albany (NY)		2	5	129	H	Binghamton		3	0			
			200	A	Seton Hall		0	4	135	H	Quinnipiac		4	3			
			200	A	Seton Hall		6	0	135	H	Quinnipiac		2	0			

Non-Div. I Games:

Stony Brook

Stony Brook

Average RPI Win:		206	WON-LOST RECORD		WINNING PCT. RANK	LAST 10 GAMES		STRENGTH OF SCHEDULE		OPP. STRENGTH OF SCHEDULE	TEAM RPI	ADJ RPI	CONF. RPI	ADJ CONF. RPI			
Average RPI Loss:		118	24-31-0		.43636	176	3-7-0		168	205	182	.44967	210	25	25		
DIV. I ONLY			9-19-0		.32143	222	0-1-0		96	175	190	.45557	204	23	23		
DIV. I NON-CONF.																	
TOTALS		RPI 1-25		RPI 26-50		W-L RECORDS		RPI 51-100		RPI 101-150		RPI 150+					
24-31-0		0-2-0		0-5-0		OVERALL		1-9-0		4-6-0		19-9-0					
8-7-0		0-0-0		0-1-0		HOME		0-2-0		2-1-0		6-3-0					
6-18-0		0-0-0		0-4-0		AWAY		0-6-0		0-3-0		6-5-0					
10-6-0		0-2-0		0-0-0		NEUTRAL		1-1-0		2-2-0		7-1-0					
9-19-0		0-2-0		0-5-0		NON-CONFERENCE		1-9-0		1-0-0		7-3-0					
0-3-0		0-0-0		0-1-0		HOME		0-2-0		0-0-0		0-0-0					
0-12-0		0-0-0		0-0-		AWAY		0-6-0		0-0-0		0-2-0					
9-4-0		0-2-0		0-0-0		NEUTRAL		1-1-0		1-0-0		7-1-0					
15-12-0		0-0-0		0-0-0		CONFERENCE		0-0-0		3-6-0		12-6-0					
8-4-0		0-0-0		0-0-0		HOME		0-0-0		2-1-0		6-3-0					
6-6-0		0-0-0		0-0-0		AWAY		0-0-0		0-3-0		6-3-0					
1-2-0		0-0-0		0-0-0		NEUTRAL		0-0-0		1-2-0		0-0-0					
RPI	S	Opponent		Score		RPI	S	Opponent		Score		RPI	S	Opponent		Score	
9	N	Oklahoma		3	8	39	A	BYU		1	3	56	A	Hawaii		1	5
12	N	Tennessee		1	10	39	A	BYU		4	10	56	A	Hawaii		1	9
						39	H	BYU		0	8	74	N	Texas St.		0	9
						50	A	New Mexico St.		1	6	74	N	Texas St.		1	0
						50	A	New Mexico St.		5	10	79	A	Boise St.		0	2
												79	A	Boise St.		3	7
												79	A	Boise St.		0	12
												97	H	Utah		3	5
												97	H	Utah		1	10
												100	A	UNLV		3	4
														118 N La.-Monroe		10	7
														154 N Sam Houston St.		2	0
														157 H IPFW		4	3
														157 H IPFW		3	14
														157 H IPFW		6	2
														158 N UC Davis		2	4
														181 H Western Ill.		8	6
														181 H Western Ill.		7	11
														181 H Western Ill.		10	9
														243 A South Dakota St.		1	2
														243 A South Dakota St.		11	3
														243 A South Dakota St.		2	1
														245 H IUPUI		1	2
														245 H IUPUI		13	6
														245 H IUPUI		13	12
														248 N Northern Colo.		4	0
														248 N Northern Colo.		4	2
														249 N Utah Valley		6	2
Non-Div. I Games:		Dixie St.		3	7	Dixie St.		10	1	Dixie St.		1	3	Dixie St.		3	4
														Southern Utah			

RPI	S	Opponent	Score	
249	N	Utah Valley	5	4
256	A	Oakland	4	7
256	A	Oakland	1	2
256	A	Oakland	6	3
268	N	Seattle	12	10
268	N	Seattle	8	7
273	A	Weber St.	4	7
273	A	Weber St.	4	12
276	A	Centenary (LA)	6	1
276	A	Centenary (LA)	6	0
276	A	Centenary (LA)	3	0

Southern Utah

S  
o  
u  
t  
h  
e  
r  
n  
U  
t  
a  
h

S  
o  
u  
t  
h  
e  
r  
n  
U  
t  
a  
h

Average RPI Win: 188		WON-LOST	WINNING	LAST 10	STRENGTH OF		OPP. STRENGTH	TEAM	ADJ		CONF.	ADJ CONF.
Average RPI Loss: 159		RECORD	PCT. RANK	GAMES	SCHEDULE		OF SCHEDULE	RPI	RPI		RPI	RPI
DIV. I ONLY		16-26-0	.38095	209	3-7-0		156	224	206		.44799	211
DIV. I NON-CONF.		9-13-0	.40909	184	0-0-0		107	202	158		.48297	161
TOTALS		RPI 1-25	RPI 26-50		W-L RECORDS		RPI 51-100		RPI 101-150		RPI 150+	
16-26-0		0-0-0	0-5-0		OVERALL		2-2-0		3-2-0		11-17-0	
6-11-0		0-0-0	0-0-0		HOME		0-0-0		1-1-0		5-10-0	
6-9-0		0-0-0	0-1-0		AWAY		1-2-0		0-0-0		5-6-0	
4-6-0		0-0-0	0-4-0		NEUTRAL		1-0-0		2-1-0		1-1-0	
9-13-0		0-0-0	0-5-0		NON-CONFERENCE		1-1-0		3-2-0		5-5-0	
2-5-0		0-0-0	0-0-0		HOME		0-0-0		1-1-0		1-4-0	
3-2-0		0-0-0	0-0-		AWAY		0-1-0		0-0-0		3-0-0	
4-6-0		0-0-0	0-4-0		NEUTRAL		1-0-0		2-1-0		1-1-0	
7-13-0		0-0-0	0-0-0		CONFERENCE		1-1-0		0-0-0		6-12-0	
4-6-0		0-0-0	0-0-0		HOME		0-0-0		0-0-0		4-6-0	
3-7-0		0-0-0	0-0-0		AWAY		1-1-0		0-0-0		2-6-0	
0-0-0		0-0-0	0-0-0		NEUTRAL		0-0-0		0-0-0		0-0-0	
RPI S	Opponent	Score	RPI S	Opponent	Score	RPI S	Opponent	Score	RPI S	Opponent	Score	
			26 N	Syracuse	1 9	65 A	Virginia	1 9	119 N	Iona	7 6	
			26 N	Syracuse	1 8	82 A	Harvard	3 2	134 N	Liberty	2 8	
			31 A	Maryland	0 6	82 A	Harvard	0 7	147 H	Lehigh	3 2	
			37 N	Fordham	1 5	97 N	Utah	1 0	147 H	Lehigh	0 4	
			37 N	Fordham	0 15				149 N	Villanova	2 1	
									168 A	Cornell	1 14	
									168 A	Cornell	12 2	
									168 H	Cornell	3 2	
									168 H	Cornell	6 9	
									173 H	Central Conn. St.	4 19	
									173 H	Central Conn. St.	4 5	
									190 A	Dartmouth	9 10	
									190 A	Dartmouth	1 0	
									199 H	Marist	2 3	
									199 H	Marist	8 6	
									202 A	Penn	2 9	
									202 A	Penn	2 7	
									202 A	Penn	1 2	
									202 A	Penn	2 4	
									204 H	Siena	0 2	
									233 A	Georgetown	9 1	
									233 A	Georgetown	11 6	
									236 H	Yale	0 9	
									236 H	Yale	13 12	
									237 H	Brown	4 8	
									237 H	Brown	5 4	
									238 A	George Washington	7 4	
LAST 10 GAMES			168 A	Cornell	12 2	239 H	Columbia	5 7	236 H	Yale	0 9	
			168 A	Cornell	1 14	239 H	Columbia	0 2	236 H	Yale	13 12	
			168 H	Cornell	6 9	239 H	Columbia	3 5	237 H	Brown	4 8	
			168 H	Cornell	3 2	202 A	Penn	2 9	237 H	Brown	5 4	
			239 H	Columbia	5 2	202 A	Penn	2 7	238 A	George Washington	7 4	

Non-Div. I Games:

Princeton

Princeton

Average RPI Win: 234		WON-LOST RECORD		WINNING PCT. RANK		LAST 10 GAMES		STRENGTH OF SCHEDULE		OPP. STRENGTH OF SCHEDULE		TEAM RPI		ADJ RPI		CONF. RPI		ADJ CONF. RPI					
DIV. I ONLY		15-23-0		.39474 200		7-3-0		209		186		219		.44725 212		27		27					
DIV. I NON-CONF.		1-13-0		.07143 281		0-0-0		57		15		234		.43178 231		26		24					
TOTALS		RPI 1-25		RPI 26-50		W-L RECORDS		RPI 51-100		RPI 101-150		RPI 150+											
15-23-0		0-3-0		0-1-0		OVERALL		0-7-0		1-4-0		14-8-0											
7-7-0		0-0-0		0-0-0		HOME		0-6-0		0-0-0		7-1-0											
4-13-0		0-2-0		0-1-0		AWAY		0-0-0		1-3-0		3-7-0											
4-3-0		0-1-0		0-0-0		NEUTRAL		0-1-0		0-1-0		4-0-0											
1-13-0		0-3-0		0-1-0		NON-CONFERENCE		0-7-0		0-0-0		1-2-0											
0-6-0		0-0-0		0-0-0		HOME		0-6-0		0-0-0		0-0-0											
0-5-0		0-2-0		0-0-		AWAY		0-0-0		0-0-0		0-2-0											
1-2-0		0-1-0		0-0-0		NEUTRAL		0-1-0		0-0-0		1-0-0											
14-10-0		0-0-0		0-0-0		CONFERENCE		0-0-0		1-4-0		13-6-0											
7-1-0		0-0-0		0-0-0		HOME		0-0-0		0-0-0		7-1-0											
4-8-0		0-0-0		0-0-0		AWAY		0-0-0		1-3-0		3-5-0											
3-1-0		0-0-0		0-0-0		NEUTRAL		0-0-0		0-1-0		3-0-0											
RPI	S	Opponent		Score		RPI	S	Opponent		Score		RPI	S	Opponent		Score							
7	A	California		1	9	34	A	Long Beach St.		0	9	52	H	Pacific		1	4						
19	A	Stanford		0	2							52	H	Pacific		2	10						
20	N	UCLA		1	12							64	H	Northwestern		0	8						
												64	H	Northwestern		0	8						
												78	N	Oregon St.		0	1						
												79	H	Boise St.		3	5						
												86	H	Drake		5	7						
												123	A	Loyola Marymount		4	5						
												123	A	Loyola Marymount		5	8						
												123	A	Loyola Marymount		0	5						
												123	A	Loyola Marymount		3	1						
												133	N	Portland St.		0	3						
												158	A	UC Davis		0	6						
												162	A	San Diego		4	5						
												162	A	San Diego		1	4						
												162	A	San Diego		0	8						
												162	A	San Diego		3	0						
												180	A	Sacramento St.		5	2						
												180	A	Sacramento St.		3	2						
												180	A	Sacramento St.		0	8						
												180	A	Sacramento St.		2	5						
												186	A	Nevada		2	5						
												240	N	Utah St.		1	0						
												258	N	Idaho St.		6	3						
												258	N	Idaho St.		3	1						
												259	H	Cal St. Bakersfield		5	3						
												259	H	Cal St. Bakersfield		9	2						
												259	H	Cal St. Bakersfield		3	5						
												259	H	Cal St. Bakersfield		10	0						
												265	H	Santa Clara		9	3						
												265	H	Santa Clara		10	1						
												265	H	Santa Clara		5	4						
												265	H	Santa Clara		11	1						
												273	N	Weber St.		5	2						
LAST 10 GAMES																							
265 H Santa Clara						10	1	162 A San Diego						1	4	265 H Santa Clara						9	3
265 H Santa Clara						11	1	162 A San Diego						4	5	265 H Santa Clara						10	1
265 H Santa Clara						9	3	162 A San Diego						3	0	265 H Santa Clara						5	4
265 H Santa Clara						5	4	259 H Cal St. Bakersfield						5	3	265 H Santa Clara						11	1
162 A San Diego						0	8	259 H Cal St. Bakersfield						9	2	273 N Weber St.						5	2

Non-Div. I Games:

St. Mary's (CA)

Average RPI Win:		162	WON-LOST RECORD		WINNING PCT. RANK		LAST 10 GAMES		STRENGTH OF SCHEDULE		OPP. STRENGTH OF SCHEDULE		TEAM RPI		ADJ RPI		CONF. RPI		ADJ CONF. RPI				
DIV. I ONLY			8-43-0		.15686	281	1-9-0		40		89		218		.44651	213	9		9				
DIV. I NON-CONF.			7-29-0		.19444	265	0-1-0		42		111		203		.45598	203	8		8				
TOTALS		RPI 1-25		RPI 26-50			W-L RECORDS			RPI 51-100			RPI 101-150			RPI 150+							
8-43-0		0-5-0		1-12-0			OVERALL			2-11-0			0-11-0			5-4-0							
2-13-0		0-0-0		0-3-0			HOME			1-2-0			0-5-0			1-3-0							
1-13-0		0-3-0		0-5-0			AWAY			0-3-0			0-1-0			1-1-0							
5-17-0		0-2-0		1-4-0			NEUTRAL			1-6-0			0-5-0			3-0-0							
7-29-0		0-5-0		1-6-0			NON-CONFERENCE			1-6-0			0-8-0			5-4-0							
1-6-0		0-0-0		0-0-0			HOME			0-0-0			0-3-0			1-3-0							
1-7-0		0-3-0		0-0-			AWAY			0-1-0			0-0-0			1-1-0							
5-16-0		0-2-0		1-4-0			NEUTRAL			1-5-0			0-5-0			3-0-0							
1-14-0		0-0-0		0-6-0			CONFERENCE			1-5-0			0-3-0			0-0-0							
1-7-0		0-0-0		0-3-0			HOME			1-2-0			0-2-0			0-0-0							
0-6-0		0-0-0		0-3-0			AWAY			0-2-0			0-1-0			0-0-0							
0-1-0		0-0-0		0-0-0			NEUTRAL			0-1-0			0-0-0			0-0-0							
RPI	S	Opponent		Score		RPI	S	Opponent		Score		RPI	S	Opponent		Score		RPI	S	Opponent		Score	
3	A	Texas		4	12	30	N	Texas Tech		5	17	53	A	South Fla.		2	8	101	N	Central Mich.		0	8
3	A	Texas		0	8	31	N	Maryland		0	6	57	N	Massachusetts		1	7	103	N	Boston U.		7	11
14	N	Texas A&M		1	10	39	A	BYU		0	8	61	N	Fla. Atlantic		0	10	103	N	Boston U.		0	9
19	A	Stanford		2	16	39	A	BYU		0	15	72	N	Wisconsin		6	7	105	A	New Mexico		7	13
23	N	Kentucky		0	7	39	H	BYU		5	18	72	N	Wisconsin		1	5	105	H	New Mexico		6	19
						43	A	San Diego St.		1	4	73	N	Minnesota		12	8	105	H	New Mexico		5	13
						43	H	San Diego St.		2	17	81	N	Missouri St.		2	8	106	N	North Dakota St.		3	11
						43	H	San Diego St.		11	15	97	H	Utah		15	14	124	H	Northern Ill.		5	16
						44	N	Jacksonville		2	1	97	H	Utah		3	6	124	H	Northern Ill.		5	19
						46	N	Chattanooga		1	9	97	N	Utah		4	15	125	N	Connecticut		4	17
						48	N	Memphis		3	4	100	A	UNLV		6	11	133	H	Portland St.		4	12
						50	A	New Mexico St.		1	10	100	A	UNLV		8	10	158	N	UC Davis		11	6
						50	A	New Mexico St.		5	13	100	H	UNLV		8	9	159	N	Long Island		3	1
																		175	H	Sacred Heart		9	12
																		248	A	Northern Colo.		5	7
																		248	A	Northern Colo.		9	5
																		248	H	Northern Colo.		1	10
																		248	N	Northern Colo.		8	3
																		265	H	Santa Clara		10	13
																		265	H	Santa Clara		9	4
LAST 10 GAMES																							
						100	A	UNLV		6	11	39	H	BYU		5	18						
						100	A	UNLV		8	10	133	H	Portland St.		4	12						
						43	A	San Diego St.		1	4	105	A	New Mexico		7	13						
						97	H	Utah		3	6	39	A	BYU		0	8						
						97	H	Utah		15	14	39	A	BYU		0	15						

Non-Div. I Games:

Colorado St.



Average RPI Win:	223	WON-LOST RECORD	WINNING PCT. RANK	LAST 10 GAMES	STRENGTH OF SCHEDULE	OPP. STRENGTH OF SCHEDULE	TEAM RPI	ADJ RPI	CONF. RPI	ADJ CONF. RPI		
DIV. I ONLY		26-20-1	.56383	103	4-6-0	275	235	203	.445	214	21	21
DIV. I NON-CONF.		16-10-1	.61111	79	2-2-0	280	267	216	.44095	221	20	19
<hr/>												
TOTALS	RPI 1-25	RPI 26-50		W-L RECORDS		RPI 51-100		RPI 101-150		RPI 150+		
26-20-1	0-0-0	0-0-0		OVERALL		0-5-0		3-3-0		23-12-1		
13-9-0	0-0-0	0-0-0		HOME		0-5-0		0-0-0		13-4-0		
11-7-1	0-0-0	0-0-0		AWAY		0-0-0		3-3-0		8-4-1		
2-4-0	0-0-0	0-0-0		NEUTRAL		0-0-0		0-0-0		2-4-0		
16-10-1	0-0-0	0-0-0		NON-CONFERENCE		0-2-0		1-2-0		15-6-1		
8-4-0	0-0-0	0-0-0		HOME		0-2-0		0-0-0		8-2-0		
6-4-1	0-0-0	0-0-		AWAY		0-0-0		1-2-0		5-2-1		
2-2-0	0-0-0	0-0-0		NEUTRAL		0-0-0		0-0-0		2-2-0		
10-10-0	0-0-0	0-0-0		CONFERENCE		0-3-0		2-1-0		8-6-0		
5-5-0	0-0-0	0-0-0		HOME		0-3-0		0-0-0		5-2-0		
5-3-0	0-0-0	0-0-0		AWAY		0-0-0		2-1-0		3-2-0		
0-2-0	0-0-0	0-0-0		NEUTRAL		0-0-0		0-0-0		0-2-0		
RPI	S	Opponent	Score	RPI	S	Opponent	Score	RPI	S	Opponent	Score	
						84 H Radford	1 3			121 A Appalachian St.	0 1	
						84 H Radford	3 11			121 A Appalachian St.	2 3	
						84 H Radford	0 2			134 A Liberty	2 4	
						99 H Mercer	1 2			134 A Liberty	4 2	
						99 H Mercer	0 6			134 A Liberty	2 1	
										145 A Marshall	9 7	
										153 A Charleston So.	2 7	
										153 A Charleston So.	2 1	
										153 A Charleston So.	2 0	
										153 N Charleston So.	1 2	
										157 A IPFW	4 4	
										157 N IPFW	0 5	
										160 N Kent St.	1 10	
										182 H Coastal Caro.	7 14	
										182 H Coastal Caro.	8 1	
										182 H Coastal Caro.	2 1	
										208 N Buffalo	2 0	
										222 A Winthrop	5 2	
										222 H Winthrop	4 2	
										222 H Winthrop	3 1	
										223 A Furman	0 4	
										223 A Furman	7 1	
						153 N Charleston So.	1 2			223 H Furman	6 1	
						226 N Gardner-Webb	2 3			223 H Furman	8 0	
						99 H Mercer	0 6			225 H East Tenn. St.	4 5	
						99 H Mercer	1 2			225 H East Tenn. St.	2 3	
						223 H Furman	8 0			226 A Gardner-Webb	2 3	

**Non-Div. I Games:** **Newberry**

7 0 Newberry 8 0

Presbyterian

Presbyterian

Average RPI Win: 185		WON-LOST	WINNING	LAST 10	STRENGTH OF		OPP. STRENGTH	TEAM	ADJ	CONF.	ADJ CONF.
Average RPI Loss: 107		RECORD	PCT. RANK	GAMES	SCHEDULE		OF SCHEDULE	RPI	RPI	RPI	RPI
DIV. I ONLY		14-40-0	.25926	255	3-7-0		84	166	216	.44487	215
DIV. I NON-CONF.		4-23-0	.14815	272	0-0-0		69	145	231	.43367	229
TOTALS		RPI 1-25	RPI 26-50		W-L RECORDS		RPI 51-100		RPI 101-150		RPI 150+
14-40-0		0-1-0	0-7-0		OVERALL		0-14-0		7-10-0		7-8-0
8-13-0		0-0-0	0-2-0		HOME		0-7-0		4-2-0		4-2-0
2-18-0		0-0-0	0-3-0		AWAY		0-6-0		2-6-0		0-3-0
4-9-0		0-1-0	0-2-0		NEUTRAL		0-1-0		1-2-0		3-3-0
4-23-0		0-1-0	0-4-0		NON-CONFERENCE		0-14-0		1-2-0		3-2-0
0-9-0		0-0-0	0-2-0		HOME		0-7-0		0-0-0		0-0-0
1-7-0		0-0-0	0-0-		AWAY		0-6-0		1-1-0		0-0-0
3-7-0		0-1-0	0-2-0		NEUTRAL		0-1-0		0-1-0		3-2-0
10-17-0		0-0-0	0-3-0		CONFERENCE		0-0-0		6-8-0		4-6-0
8-4-0		0-0-0	0-0-0		HOME		0-0-0		4-2-0		4-2-0
1-11-0		0-0-0	0-3-0		AWAY		0-0-0		1-5-0		0-3-0
1-2-0		0-0-0	0-0-0		NEUTRAL		0-0-0		1-1-0		0-1-0
RPI S	Opponent	Score	RPI S	Opponent	Score	RPI S	Opponent	Score	RPI S	Opponent	Score
4 N	Alabama	0 8	27 N	Auburn	0 5	67 H	South Ala.	3 10	107 A	Ga. Southern	0 5
			38 H	UAB	1 3	69 N	Lipscomb	0 10	107 A	Ga. Southern	11 10
			38 H	UAB	2 11	76 A	Jacksonville St.	0 6	107 A	Ga. Southern	1 2
			38 N	UAB	3 7	76 A	Jacksonville St.	0 9	113 H	Col. of Charleston	2 4
			46 A	Chattanooga	4 10	76 H	Jacksonville St.	1 10	113 H	Col. of Charleston	4 3
			46 A	Chattanooga	0 11	76 H	Jacksonville St.	3 7	113 H	Col. of Charleston	12 8
			46 A	Chattanooga	3 5	77 H	Georgia St.	1 3	113 N	Col. of Charleston	5 8
						84 H	Radford	1 6	121 A	Appalachian St.	0 9
						92 H	Kennesaw St.	1 13	121 A	Appalachian St.	4 8
						92 H	Kennesaw St.	3 9	121 A	Appalachian St.	1 2
						96 A	Troy	1 4	121 N	Appalachian St.	6 3
						96 A	Troy	2 6	128 A	Western Ky.	4 3
						99 A	Mercer	0 9	128 A	Western Ky.	0 8
						99 A	Mercer	6 8	141 H	Elon	10 2
									141 H	Elon	1 7
									141 H	Elon	3 2
									142 N	North Florida	2 3
									164 A	UNC Greensboro	4 12
									164 A	UNC Greensboro	2 3
									164 A	UNC Greensboro	1 4
									164 N	UNC Greensboro	1 4
									198 N	Central Ark.	1 0
									223 H	Furman	3 0
									223 H	Furman	1 2
									223 H	Furman	7 6
									230 N	Indiana St.	0 7
									232 N	Bradley	2 10
LAST 10 GAMES			LAST 10 GAMES			LAST 10 GAMES			LAST 10 GAMES		
			113 N	Col. of Charleston	5 8	113 H	Col. of Charleston	12 8			
			164 N	UNC Greensboro	1 4	164 A	UNC Greensboro	2 3			
			121 N	Appalachian St.	6 3	164 A	UNC Greensboro	1 4			
			113 H	Col. of Charleston	2 4	164 A	UNC Greensboro	4 12			
			113 H	Col. of Charleston	4 3	121 A	Appalachian St.	1 2			

Non-Div. I Games:

Samford

RPI	S	Opponent	Score	
263	H	Western Caro.	4	3
263	H	Western Caro.	7	8
263	H	Western Caro.	12	5
278	N	Alabama St.	9	1
278	N	Alabama St.	13	0

Samford

S  
a  
m  
f  
o  
r  
d

S  
a  
m  
f  
o  
r  
d

Average RPI Win:		140	WON-LOST RECORD		WINNING PCT. RANK		LAST 10 GAMES		STRENGTH OF SCHEDULE		OPP. STRENGTH OF SCHEDULE		TEAM RPI		ADJ RPI		CONF. RPI		ADJ CONF. RPI				
DIV. I ONLY			13-33-0		.28261 246		3-7-0		124		109		217		.4447 216		10		10				
DIV. I NON-CONF.			7-18-0		.28 235		0-0-0		102		171		210		.44938 214		9		10				
TOTALS		RPI 1-25		RPI 26-50		W-L RECORDS		RPI 51-100		RPI 101-150		RPI 150+											
13-33-0		0-3-0		1-2-0		OVERALL		3-14-0		4-8-0		5-6-0											
9-16-0		0-0-0		1-2-0		HOME		2-8-0		2-3-0		4-3-0											
2-11-0		0-1-0		0-0-0		AWAY		0-4-0		2-4-0		0-2-0											
2-6-0		0-2-0		0-0-0		NEUTRAL		1-2-0		0-1-0		1-1-0											
7-18-0		0-3-0		0-0-0		NON-CONFERENCE		2-9-0		1-2-0		4-4-0											
5-8-0		0-0-0		0-0-0		HOME		1-6-0		1-1-0		3-1-0											
0-4-0		0-1-0		0-0-		AWAY		0-1-0		0-0-0		0-2-0											
2-6-0		0-2-0		0-0-0		NEUTRAL		1-2-0		0-1-0		1-1-0											
6-15-0		0-0-0		1-2-0		CONFERENCE		1-5-0		3-6-0		1-2-0											
4-8-0		0-0-0		1-2-0		HOME		1-2-0		1-2-0		1-2-0											
2-7-0		0-0-0		0-0-0		AWAY		0-3-0		2-4-0		0-0-0											
0-0-0		0-0-0		0-0-0		NEUTRAL		0-0-0		0-0-0		0-0-0											
RPI	S	Opponent		Score		RPI	S	Opponent		Score		RPI	S	Opponent		Score		RPI	S	Opponent		Score	
8	A	Arizona		0	8	34	H	Long Beach St.		4	8	52	A	Pacific		3	7	110	A	UC Santa Barbara		11	8
13	N	Washington		4	23	34	H	Long Beach St.		3	0	52	A	Pacific		4	5	110	A	UC Santa Barbara		5	7
13	N	Washington		3	22	34	H	Long Beach St.		2	11	52	A	Pacific		5	8	110	A	UC Santa Barbara		0	3
												56	H	Hawaii		1	9	123	H	Loyola Marymount		0	4
												56	H	Hawaii		0	2	130	H	St. Louis		9	2
												70	N	Mississippi St.		7	6	131	H	Cal Poly		4	5
												73	H	Minnesota		6	1	131	H	Cal Poly		4	3
												73	H	Minnesota		1	6	131	H	Cal Poly		1	7
												73	N	Minnesota		5	7	133	N	Portland St.		6	8
												79	H	Boise St.		11	13	146	A	Cal St. Northridge		5	10
												82	H	Harvard		4	7	146	A	Cal St. Northridge		1	7
												88	H	Cal St. Fullerton		4	3	146	A	Cal St. Northridge		6	3
												88	H	Cal St. Fullerton		2	4	158	H	UC Davis		9	8
												88	H	Cal St. Fullerton		3	6	158	H	UC Davis		5	17
												94	N	Ill.-Chicago		3	5	158	H	UC Davis		2	3
												100	A	UNLV		5	13	167	H	Rutgers		6	5
												100	H	UNLV		2	10	221	H	Canisius		4	9
																		221	H	Canisius		5	4
																		240	N	Utah St.		4	1
																		254	H	North Dakota		3	1
																		258	N	Idaho St.		9	12
																		259	A	Cal St. Bakersfield		1	7
																		259	A	Cal St. Bakersfield		3	8
LAST 10 GAMES																							
						34	H	Long Beach St.		3	0	146	A	Cal St. Northridge		5	10	259	A				
						34	H	Long Beach St.		2	11	158	H	UC Davis		2	3						
						34	H	Long Beach St.		4	8	158	H	UC Davis		5	17						
						146	A	Cal St. Northridge		6	3	158	H	UC Davis		9	8						
						146	A	Cal St. Northridge		1	7	52	A	Pacific		4	5						

Non-Div. I Games:

UC Riverside

[illegible]

**Non-Div. I Games:**

Bowling Green

G  
e  
o  
r  
g  
e  
M  
a  
s  
o  
n

George Mason

RPI	S	Opponent	Score	
257	H	UNC Wilmington	5	2
257	H	UNC Wilmington	6	3
270	H	Bucknell	1	3
271	H	Rider	4	0
271	H	Rider	1	4
274	N	Hampton	8	0
274	N	Hampton	10	2

G  
e  
o  
r  
g  
e  
M  
a  
s  
o  
n

G  
e  
o  
r  
g  
e  
M  
a  
s  
o  
n

George Mason



**Non-Div. I Games:**

Tie, Loss, Non-Conf,S Site, H Home, A Away, N Neutral Page 361

RPI	S	Opponent	Score	
233	N	Georgetown	6	11
235	A	Army	4	5
257	H	UNC Wilmington	3	2
257	H	UNC Wilmington	2	1
257	H	UNC Wilmington	3	2
261	N	St. Francis (PA)	1	0
263	N	Western Caro.	0	1
263	N	Western Caro.	0	2
264	A	Norfolk St.	13	4
271	H	Rider	4	1
274	A	Hampton	12	0
274	A	Hampton	10	6
289	N	Md.-East. Shore	13	2

Delaware

U  
M  
B  
C

UMBC

RPI	S	Opponent	Score	
229	H	Drexel	3	11
229	H	Drexel	5	3
237	H	Brown	1	2
237	H	Brown	9	8
238	A	George Washington	2	4
238	A	George Washington	8	5
246	A	Mt. St. Mary's	5	6
246	A	Mt. St. Mary's	4	5
246	H	Mt. St. Mary's	0	9
260	H	Hartford	8	1
260	H	Hartford	8	3
260	H	Hartford	4	0
261	H	St. Francis (PA)	7	6
261	N	St. Francis (PA)	11	4
266	H	Rhode Island	4	3
267	H	Morgan St.	14	2
267	H	Morgan St.	12	11
275	A	La Salle	9	1
275	A	La Salle	4	1

UMBC

U  
M  
B  
C

U  
M  
B  
C

C  
a  
n  
i  
s  
i  
u  
s

Canisius

RPI	S	Opponent	Score	
244	H	St. Bonaventure	9	8
244	H	St. Bonaventure	6	8
248	N	Northern Colo.	2	0
249	N	Utah Valley	2	1
262	A	Detroit	8	9
262	A	Detroit	9	8
267	N	Morgan St.	9	1
271	A	Rider	13	3
271	A	Rider	3	4
281	H	St. Peter's	9	1
281	H	St. Peter's	9	0

Canisius

Average RPI Win:		203	WON-LOST RECORD		WINNING PCT. RANK		LAST 10 GAMES		STRENGTH OF SCHEDULE		OPP. STRENGTH OF SCHEDULE		TEAM RPI		ADJ RPI		CONF. RPI		ADJ CONF. RPI				
DIV. I ONLY			16-36-0		.30769 239		2-8-0		148		184		226		.44042 222		21		21				
DIV. I NON-CONF.			9-20-0		.31034 226		0-3-0		144		182		214		.45051 212		20		19				
TOTALS		RPI 1-25		RPI 26-50		W-L RECORDS		RPI 51-100		RPI 101-150		RPI 150+											
16-36-0		0-3-0		0-1-0		OVERALL		1-7-0		2-9-0		13-16-0											
7-13-0		0-2-0		0-0-0		HOME		0-1-0		2-4-0		5-6-0											
6-11-0		0-1-0		0-0-0		AWAY		1-4-0		0-0-0		5-6-0											
3-12-0		0-0-0		0-1-0		NEUTRAL		0-2-0		0-5-0		3-4-0											
9-20-0		0-3-0		0-1-0		NON-CONFERENCE		1-4-0		0-6-0		8-6-0											
4-5-0		0-2-0		0-0-0		HOME		0-1-0		0-1-0		4-1-0											
3-4-0		0-1-0		0-0-		AWAY		1-1-0		0-0-0		2-2-0											
2-11-0		0-0-0		0-1-0		NEUTRAL		0-2-0		0-5-0		2-3-0											
7-16-0		0-0-0		0-0-0		CONFERENCE		0-3-0		2-3-0		5-10-0											
3-8-0		0-0-0		0-0-0		HOME		0-0-0		2-3-0		1-5-0											
3-7-0		0-0-0		0-0-0		AWAY		0-3-0		0-0-0		3-4-0											
1-1-0		0-0-0		0-0-0		NEUTRAL		0-0-0		0-0-0		1-1-0											
RPI	S	Opponent		Score		RPI	S	Opponent		Score		RPI	S	Opponent		Score		RPI	S	Opponent		Score	
2	A	Georgia		0	14	44	N	Jacksonville		1	7	71	N	North Carolina St.		0	8	103	N	Boston U.		1	4
18	H	Georgia Tech		4	10							80	A	South Carolina		3	8	104	N	Fla. Gulf Coast		2	4
18	H	Georgia Tech		2	12							80	A	South Carolina		5	2	106	N	North Dakota St.		1	2
												80	H	South Carolina		1	6	111	H	Cleveland St.		1	6
												84	A	Radford		0	7	134	H	Liberty		6	13
												84	A	Radford		0	5	134	H	Liberty		5	1
												84	A	Radford		0	7	134	H	Liberty		7	4
												95	N	S.C. Upstate		1	9	134	H	Liberty		0	3
																		134	H	Liberty		2	7
																		135	N	Quinnipiac		0	6
																		145	N	Marshall		1	2
																		151	A	Charlotte		2	4
																		151	A	Charlotte		1	2
																		153	H	Charleston So.		3	5
																		153	H	Charleston So.		1	10
																		153	H	Charleston So.		1	2
																		153	N	Charleston So.		4	11
																		174	H	Wright St.		1	2
																		182	A	Coastal Caro.		0	8
																		182	A	Coastal Caro.		1	5
																		182	A	Coastal Caro.		3	0
																		182	N	Coastal Caro.		12	1
																		184	N	Niagara		2	3
																		189	H	Akron		9	1
																		190	N	Dartmouth		4	3
																		208	N	Buffalo		0	1
																		214	A	Presbyterian		1	3
LAST 10 GAMES																							
																		134	H	Liberty		0	3
																		226	H	Gardner-Webb		1	2
																		134	H	Liberty		5	1
																		151	A	Charlotte		2	4
																		151	A	Charlotte		1	2
																		80	A	South Carolina		3	8
																		84	A	Radford		0	7
																		84	A	Radford		0	5
																		84	A	Radford		0	7
																		226	H	Gardner-Webb		4	3

Non-Div. I Games:

Winthrop

RPI	S	Opponent	Score	
214	A	Presbyterian	2	4
214	H	Presbyterian	2	5
223	N	Furman	12	4
226	A	Gardner-Webb	7	3
226	A	Gardner-Webb	5	1
226	H	Gardner-Webb	1	2
226	H	Gardner-Webb	4	3
229	N	Drexel	3	4
238	H	George Washington	7	1
238	H	George Washington	2	0
257	H	UNC Wilmington	6	3
263	A	Western Caro.	14	4
263	A	Western Caro.	9	3

Winthrop

W  
i  
n  
t  
h  
r  
o  
p

W  
i  
n  
t  
h  
r  
o  
p



F  
u  
r  
m  
a  
n

F  
u  
r  
m  
a  
n

Furman

RPI	S	Opponent	Score	
215	A	Samford	2	1
215	A	Samford	0	3
215	A	Samford	6	7
222	N	Winthrop	4	12
225	A	East Tenn. St.	4	12
225	A	East Tenn. St.	3	1
226	A	Gardner-Webb	2	3
226	A	Gardner-Webb	5	6
256	H	Oakland	9	1
256	H	Oakland	5	1
263	H	Western Caro.	5	1
263	H	Western Caro.	4	3
263	H	Western Caro.	5	0
263	N	Western Caro.	5	4
286	H	N.C. Central	8	0
286	H	N.C. Central	8	0

Furman

F  
u  
r  
m  
a  
n

F  
u  
r  
m  
a  
n

Average RPI Win: 193		WON-LOST	WINNING	LAST 10	STRENGTH OF		OPP. STRENGTH	TEAM	ADJ	CONF.	ADJ CONF.
Average RPI Loss: 108		RECORD	PCT. RANK	GAMES	SCHEDULE		OF SCHEDULE	RPI	RPI	RPI	RPI
DIV. I ONLY		12-42-0	.22222	268	2-8-0		100	137	229	.43633	224
DIV. I NON-CONF.		6-21-0	.22222	259	0-0-0		53	155	202	.45989	200
TOTALS		RPI 1-25	RPI 26-50		W-L RECORDS		RPI 51-100		RPI 101-150		RPI 150+
12-42-0		0-4-0	0-7-0		OVERALL		1-10-0		2-10-0		9-11-0
5-15-0		0-2-0	0-3-0		HOME		1-1-0		2-6-0		2-3-0
4-19-0		0-1-0	0-3-0		AWAY		0-8-0		0-2-0		4-5-0
3-8-0		0-1-0	0-1-0		NEUTRAL		0-1-0		0-2-0		3-3-0
6-21-0		0-4-0	0-4-0		NON-CONFERENCE		0-2-0		1-5-0		5-6-0
2-4-0		0-2-0	0-0-0		HOME		0-0-0		1-1-0		1-1-0
1-9-0		0-1-0	0-0-		AWAY		0-1-0		0-2-0		1-2-0
3-8-0		0-1-0	0-1-0		NEUTRAL		0-1-0		0-2-0		3-3-0
6-21-0		0-0-0	0-3-0		CONFERENCE		1-8-0		1-5-0		4-5-0
3-11-0		0-0-0	0-3-0		HOME		1-1-0		1-5-0		1-2-0
3-10-0		0-0-0	0-0-0		AWAY		0-7-0		0-0-0		3-3-0
0-0-0		0-0-0	0-0-0		NEUTRAL		0-0-0		0-0-0		0-0-0
RPI S	Opponent	Score	RPI S	Opponent	Score	RPI S	Opponent	Score	RPI S	Opponent	Score
5 H	Missouri	1 9	30 A	Texas Tech	0 8	63 A	Southern Ill.	1 9	108 H	UNI	2 3
5 H	Missouri	2 7	30 A	Texas Tech	1 5	63 H	Southern Ill.	3 13	108 H	UNI	2 6
12 A	Tennessee	0 6	30 A	Texas Tech	0 8	63 H	Southern Ill.	3 0	108 H	UNI	0 8
18 N	Georgia Tech	1 18	40 H	Illinois St.	2 4	67 A	South Ala.	0 18	130 A	St. Louis	1 3
			40 H	Illinois St.	3 14	81 A	Missouri St.	0 7	130 A	St. Louis	2 10
			40 H	Illinois St.	0 8	81 A	Missouri St.	3 4	136 H	UT Martin	3 7
			46 N	Chattanooga	3 11	81 A	Missouri St.	0 1	136 H	UT Martin	7 6
						86 A	Drake	2 10	136 N	UT Martin	1 5
						86 A	Drake	6 7	139 N	Ohio St.	4 12
						86 A	Drake	5 6	144 H	Creighton	0 6
						96 N	Troy	1 6	144 H	Creighton	0 4
									144 H	Creighton	4 2
									164 N	UNC Greensboro	3 9
									166 A	Southeast Mo. St.	4 2
									166 A	Southeast Mo. St.	0 9
									172 A	Southern Miss.	1 10
									179 H	Murray St.	8 5
									179 H	Murray St.	3 7
									191 N	Southeastern La.	10 3
									192 A	Wichita St.	1 5
									192 A	Wichita St.	4 12
									192 A	Wichita St.	3 2
									196 N	Nicholls St.	3 5
									228 N	Mississippi Val.	5 6
									230 A	Indiana St.	1 5
									230 A	Indiana St.	5 2
									230 A	Indiana St.	14 4
			LAST 10 GAMES								
			81 A	Missouri St.	0 7	232 H	Bradley	4 2			
			81 A	Missouri St.	3 4	63 A	Southern Ill.	1 9			
			81 A	Missouri St.	0 1	192 A	Wichita St.	1 5			
			232 H	Bradley	1 4	192 A	Wichita St.	4 12			
			232 H	Bradley	2 10	192 A	Wichita St.	3 2			

Non-Div. I Games:

Evansville

RPI	S	Opponent	Score	
232	H	Bradley	1	4
232	H	Bradley	2	10
232	H	Bradley	4	2
277	N	Alcorn St.	11	2
277	N	Alcorn St.	16	3

Evansville

E  
v  
a  
n  
s  
v  
i  
l  
l  
e

E  
v  
a  
n  
s  
v  
i  
l  
l  
e

Average RPI Win: 232		WON-LOST RECORD		WINNING PCT. RANK		LAST 10 GAMES		STRENGTH OF SCHEDULE		OPP. STRENGTH OF SCHEDULE		TEAM RPI		ADJ RPI		CONF. RPI		ADJ CONF. RPI	
DIV. I ONLY		14-32-0		.30435 241		1-9-0		160		190		230		.43627 225		12		12	
DIV. I NON-CONF.		11-15-0		.42308 175		1-1-0		214		244		212		.44887 216		13		13	
TOTALS		RPI 1-25		RPI 26-50		W-L RECORDS		RPI 51-100		RPI 101-150		RPI 150+							
14-32-0		0-1-0		0-3-0		OVERALL		0-11-0		1-11-0		13-6-0							
7-13-0		0-0-0		0-2-0		HOME		0-6-0		0-4-0		7-1-0							
3-11-0		0-1-0		0-1-0		AWAY		0-5-0		0-3-0		3-1-0							
4-8-0		0-0-0		0-0-0		NEUTRAL		0-0-0		1-4-0		3-4-0							
11-15-0		0-1-0		0-1-0		NON-CONFERENCE		0-3-0		1-5-0		10-5-0							
5-3-0		0-0-0		0-0-0		HOME		0-2-0		0-0-0		5-1-0							
2-4-0		0-1-0		0-0-		AWAY		0-1-0		0-1-0		2-0-0							
4-8-0		0-0-0		0-0-0		NEUTRAL		0-0-0		1-4-0		3-4-0							
3-17-0		0-0-0		0-2-0		CONFERENCE		0-8-0		0-6-0		3-1-0							
2-10-0		0-0-0		0-2-0		HOME		0-4-0		0-4-0		2-0-0							
1-7-0		0-0-0		0-0-0		AWAY		0-4-0		0-2-0		1-1-0							
0-0-0		0-0-0		0-0-0		NEUTRAL		0-0-0		0-0-0		0-0-0							
RPI	S	Opponent		Score		RPI	S	Opponent		Score		RPI	S	Opponent		Score			
12	A	Tennessee		0 18		44	H	Jacksonville		1 4		53	A	South Fla.		1 9			
						44	H	Jacksonville		0 9		58	H	Pittsburgh		8 14			
						46	A	Chattanooga		1 11		58	H	Pittsburgh		0 12			
												69	H	Lipscomb		0 9			
												69	H	Lipscomb		2 9			
												92	A	Kennesaw St.		0 8			
												92	A	Kennesaw St.		6 7			
												95	H	S.C. Upstate		0 7			
												95	H	S.C. Upstate		4 7			
												99	A	Mercer		0 4			
												99	A	Mercer		0 8			

Non-Div. I Games: King (TN) 2 3 King (TN) 5 4

East Tenn. St.

RPI	S	Opponent	Score	
255	N	Toledo	6	1
287	H	N.C. A&T	16	2
287	H	N.C. A&T	9	1
288	H	South Carolina St.	5	0

East Tenn. St.

E  
a  
s  
t  
T  
e  
n  
n  
.  
S  
t  
.

E  
a  
s  
t  
T  
e  
n  
n  
.  
S  
t  
.

Average RPI Win:	214	WON-LOST RECORD	WINNING PCT. RANK	LAST 10 GAMES	STRENGTH OF SCHEDULE	OPP. STRENGTH OF SCHEDULE	TEAM RPI	ADJ RPI	CONF. RPI	ADJ CONF. RPI	
Average RPI Loss:	145										
DIV. I ONLY		18-28-0	.3913 204	6-4-0	218	239	227	.43594 226	21	21	
DIV. I NON-CONF.		10-14-0	.41667 178	2-0-0	236	261	226	.43828 225	20	19	
<hr/>											
TOTALS	RPI 1-25	RPI 26-50		W-L RECORDS	RPI 51-100		RPI 101-150		RPI 150+		
18-28-0	0-0-0	0-1-0		OVERALL	1-6-0		1-8-0		16-13-0		
6-7-0	0-0-0	0-0-0		HOME	1-2-0		0-3-0		5-2-0		
8-9-0	0-0-0	0-0-0		AWAY	0-2-0		0-0-0		8-7-0		
4-12-0	0-0-0	0-1-0		NEUTRAL	0-2-0		1-5-0		3-4-0		
<hr/>											
10-14-0	0-0-0	0-1-0		NON-CONFERENCE	0-4-0		1-3-0		9-6-0		
4-0-0	0-0-0	0-0-0		HOME	0-0-0		0-0-0		4-0-0		
3-4-0	0-0-0	0-0-		AWAY	0-2-0		0-0-0		3-2-0		
3-10-0	0-0-0	0-1-0		NEUTRAL	0-2-0		1-3-0		2-4-0		
<hr/>											
8-14-0	0-0-0	0-0-0		CONFERENCE	1-2-0		0-5-0		7-7-0		
2-7-0	0-0-0	0-0-0		HOME	1-2-0		0-3-0		1-2-0		
5-5-0	0-0-0	0-0-0		AWAY	0-0-0		0-0-0		5-5-0		
1-2-0	0-0-0	0-0-0		NEUTRAL	0-0-0		0-2-0		1-0-0		
<hr/>											
RPI S	Opponent	Score	RPI S	Opponent	Score	RPI S	Opponent	Score	RPI S	Opponent	Score
			26 N	Syracuse	0 15	52 N	Pacific	3 5	106 N	North Dakota St.	2 5
						84 H	Radford	0 3	111 N	Cleveland St.	1 3
						84 H	Radford	0 7	121 N	Appalachian St.	0 10
						84 H	Radford	3 2	134 H	Liberty	3 14
						87 N	Valparaiso	1 4	134 H	Liberty	8 11
						95 A	S.C. Upstate	1 9	134 H	Liberty	2 5
						95 A	S.C. Upstate	0 5	134 N	Liberty	0 1
									134 N	Liberty	1 6
									148 N	Providence	3 1
									151 A	Charlotte	9 11
									151 A	Charlotte	0 5
									153 A	Charleston So.	1 0
									153 A	Charleston So.	4 7
									153 A	Charleston So.	3 2
									178 N	Towson	3 2
									182 A	Coastal Caro.	8 7
									182 A	Coastal Caro.	3 11
									182 A	Coastal Caro.	0 3
									188 N	Dayton	4 8
									188 N	Dayton	2 3
									188 N	Dayton	3 4
			LAST 10 GAMES						214 A	Presbyterian	0 5
			134 N	Liberty	0 1	182 A	Coastal Caro.	3 11	214 A	Presbyterian	3 2
			134 N	Liberty	1 6	182 A	Coastal Caro.	0 3	214 H	Presbyterian	3 2
			222 A	Winthrop	2 1	288 H	South Carolina St.	5 2	214 N	Presbyterian	3 2
			214 N	Presbyterian	3 2	288 H	South Carolina St.	5 3	222 A	Winthrop	3 4
			182 A	Coastal Caro.	8 7	153 A	Charleston So.	1 0	222 A	Winthrop	2 1

**Non-Div. I Games:**

Gardner-Webb

RPI	S	Opponent	Score	
222	H	Winthrop	3	7
222	H	Winthrop	1	5
223	H	Furman	6	5
223	H	Furman	3	2
238	N	George Washington	4	0
257	A	UNC Wilmington	3	2
257	N	UNC Wilmington	0	5
287	A	N.C. A&T	9	5
287	A	N.C. A&T	11	1
288	H	South Carolina St.	5	2
288	H	South Carolina St.	5	3



Non-Div. I Games:	Bowie St.	12	3	Bowie St.	13	0
-------------------	-----------	----	---	-----------	----	---

Howard

Tie, Loss, Non-Conf, S Site, H Home, A Away, N Neutral Page 377

RPI	S	Opponent	Score	
267	H	Morgan St.	13	5
267	H	Morgan St.	7	4
274	A	Hampton	7	9
274	A	Hampton	6	1
274	A	Hampton	2	4
275	N	La Salle	9	1
279	N	Lafayette	8	2
288	N	South Carolina St.	12	4
289	H	Md.-East. Shore	15	5
289	H	Md.-East. Shore	8	9
289	H	Md.-East. Shore	9	1

Howard

H  
o  
w  
a  
r  
d

H  
o  
w  
a  
r  
d

Average RPI Win: 262		WON-LOST RECORD		WINNING PCT. RANK		LAST 10 GAMES		STRENGTH OF SCHEDULE		OPP. STRENGTH OF SCHEDULE		TEAM RPI		ADJ RPI		CONF. RPI		ADJ CONF. RPI				
DIV. I ONLY		24-24-0		.5 142		3-5-0		266		252		224		.43503 228		31		31				
DIV. I NON-CONF.		6-20-0		.23077 253		0-3-0		212		112		256		.41393 249		30		30				
TOTALS		RPI 1-25		RPI 26-50		W-L RECORDS		RPI 51-100		RPI 101-150		RPI 150+										
24-24-0		0-2-0		0-7-0		OVERALL		0-4-0		0-0-0		24-11-0										
7-3-0		0-0-0		0-0-0		HOME		0-1-0		0-0-0		7-2-0										
5-11-0		0-1-0		0-4-0		AWAY		0-2-0		0-0-0		5-4-0										
12-10-0		0-1-0		0-3-0		NEUTRAL		0-1-0		0-0-0		12-5-0										
6-20-0		0-2-0		0-7-0		NON-CONFERENCE		0-4-0		0-0-0		6-7-0										
1-2-0		0-0-0		0-0-0		HOME		0-1-0		0-0-0		1-1-0										
0-10-0		0-1-0		0-0-		AWAY		0-2-0		0-0-0		0-3-0										
5-8-0		0-1-0		0-3-0		NEUTRAL		0-1-0		0-0-0		5-3-0										
18-4-0		0-0-0		0-0-0		CONFERENCE		0-0-0		0-0-0		18-4-0										
6-1-0		0-0-0		0-0-0		HOME		0-0-0		0-0-0		6-1-0										
5-1-0		0-0-0		0-0-0		AWAY		0-0-0		0-0-0		5-1-0										
7-2-0		0-0-0		0-0-0		NEUTRAL		0-0-0		0-0-0		7-2-0										
RPI	S	Opponent		Score		RPI	S	Opponent		Score		RPI	S	Opponent		Score						
14	A	Texas A&M		1	15	27	A	Auburn		3	11	70	A	Mississippi St.		0	8	152	A	Ole Miss	1	6
14	N	Texas A&M		2	8	27	A	Auburn		1	14	70	A	Mississippi St.		1	9	172	A	Southern Miss.	1	2
						43	N	San Diego St.		0	7	70	H	Mississippi St.		1	5	183	N	Louisiana Tech	1	7
						43	N	San Diego St.		3	11	96	N	Troy		6	12	183	N	Louisiana Tech	0	2
						48	A	Memphis		0	2							191	H	Southeastern La.	8	0
						48	A	Memphis		0	8							193	N	Florida A&M	0	8
						48	N	Memphis		1	5							196	N	Nicholls St.	6	5
																		198	A	Central Ark.	0	6
																		198	H	Central Ark.	2	5
																		224	N	Evansville	6	5
																		231	A	Jackson St.	3	0
																		231	A	Jackson St.	3	4
																		231	A	Jackson St.	4	1
																		231	N	Jackson St.	2	6
																		242	N	Southern U.	6	2
																		242	N	Southern U.	2	4
																		242	N	Southern U.	3	2
																		242	N	Southern U.	17	7
																		272	H	Texas Southern	8	3
																		274	N	Hampton	4	0
																		277	A	Alcorn St.	4	1
																		277	A	Alcorn St.	2	1
																		277	A	Alcorn St.	4	2
																		278	H	Alabama St.	9	1
																		278	H	Alabama St.	18	4
																		278	H	Alabama St.	9	0
																		280	H	Alabama A&M	10	2
				LAST 10 GAMES																		
						231	N	Jackson St.		2	6	27	A	Auburn		1	14	277	A	Alcorn St.	4	2
						242	N	Southern U.		6	2	27	A	Auburn		3	11	278	H	Alabama St.	9	1
						242	N	Southern U.		2	4	70	A	Mississippi St.		1	9	278	H	Alabama St.	18	4
						242	N	Southern U.		3	2	278	H	Alabama St.		18	4	278	H	Alabama St.	9	0
						285	N	Grambling		6	0	278	H	Alabama St.		9	0	280	H	Alabama A&M	10	2

Non-Div. I Games: LSU-Alexandria 12 3 LSU-Alexandria 0 5 Delta St. 5 4 Mississippi Val.

RPI	S	Opponent	Score	
280	H	Alabama A&M	4	6
280	H	Alabama A&M	14	1
282	N	Ark.-Pine Bluff	8	2
283	N	Prairie View	13	6
285	N	Grambling	6	0
285	N	Grambling	5	0
287	N	N.C. A&T	13	3
288	N	South Carolina St.	10	1

Mississippi Val.

M  
i  
s  
s  
i  
s  
s  
i  
p  
p  
i  
V  
a  
l  
.

M  
i  
s  
s  
i  
s  
s  
i  
p  
p  
i  
V  
a  
l  
.

Average RPI Win: 215		WON-LOST RECORD	WINNING PCT. RANK	LAST 10 GAMES	STRENGTH OF SCHEDULE	OPP. STRENGTH OF SCHEDULE	TEAM RPI	ADJ RPI	CONF. RPI	ADJ CONF. RPI		
Average RPI Loss: 140												
DIV. I ONLY		15-28-0	.34884	220	3-7-0	212	189	234	.4338	229	18	18
DIV. I NON-CONF.		8-14-0	.36364	207	0-1-0	244	203	236	.42682	236	18	21
<hr/>												
TOTALS		RPI 1-25		RPI 26-50		W-L RECORDS		RPI 51-100		RPI 101-150		RPI 150+
15-28-0		0-0-0		0-0-0		OVERALL		0-10-0		2-7-0		13-11-0
1-10-0		0-0-0		0-0-0		HOME		0-7-0		0-0-0		1-3-0
11-11-0		0-0-0		0-0-0		AWAY		0-0-0		2-5-0		9-6-0
3-7-0		0-0-0		0-0-0		NEUTRAL		0-3-0		0-2-0		3-2-0
8-14-0		0-0-0		0-0-0		NON-CONFERENCE		0-4-0		1-5-0		7-5-0
0-2-0		0-0-0		0-0-0		HOME		0-1-0		0-0-0		0-1-0
5-5-0		0-0-0		0-0-		AWAY		0-0-0		1-3-0		4-2-0
3-7-0		0-0-0		0-0-0		NEUTRAL		0-3-0		0-2-0		3-2-0
7-14-0		0-0-0		0-0-0		CONFERENCE		0-6-0		1-2-0		6-6-0
1-8-0		0-0-0		0-0-0		HOME		0-6-0		0-0-0		1-2-0
6-6-0		0-0-0		0-0-0		AWAY		0-0-0		1-2-0		5-4-0
0-0-0		0-0-0		0-0-0		NEUTRAL		0-0-0		0-0-0		0-0-0
RPI	S	Opponent	Score	RPI	S	Opponent	Score	RPI	S	Opponent	Score	
						55 H Hofstra	3 6			112 A Campbell	7 10	
						55 H Hofstra	0 12			113 A Col. of Charleston	4 2	
						55 H Hofstra	1 3			119 A Iona	6 7	
						65 N Virginia	0 6			119 A Iona	2 3	
						65 N Virginia	3 4			134 N Liberty	2 9	
						68 N Iowa St.	2 5			138 N SIU Edwardsville	0 3	
						77 H Georgia St.	3 7			143 A James Madison	3 9	
						77 H Georgia St.	1 13			143 A James Madison	2 4	
						77 H Georgia St.	2 3			143 A James Madison	9 3	
						89 H St. Joseph's	3 9			178 A Towson	0 7	
										178 A Towson	0 7	
										178 A Towson	5 1	
										184 N Niagara	1 5	
										199 N Marist	11 3	
										200 N Seton Hall	8 2	
										202 H Penn	4 6	
										218 A George Mason	3 4	
										218 A George Mason	2 1	
										218 A George Mason	2 6	
										219 H Delaware	0 6	
										219 H Delaware	8 3	
										219 H Delaware	5 6	
										220 A UMBC	3 5	
										220 A UMBC	11 3	
										222 N Winthrop	4 3	
										233 A Georgetown	2 4	
										233 A Georgetown	4 2	
LAST 10 GAMES												
						143 A James Madison	2 4			219 H Delaware	5 6	
						143 A James Madison	3 9			218 A George Mason	3 4	
						143 A James Madison	9 3			218 A George Mason	2 1	
						219 H Delaware	8 3			218 A George Mason	2 6	
						219 H Delaware	0 6			202 H Penn	4 6	

Non-Div. I Games:

Drexel

RPI	S	Opponent	Score	
241	A	Coppin St.	12	1
257	A	UNC Wilmington	6	5
257	A	UNC Wilmington	3	2
257	A	UNC Wilmington	3	2
266	N	Rhode Island	5	6
275	A	La Salle	4	0

Drexel

D  
r  
e  
x  
e  
l

D  
r  
e  
x  
e  
l

Average RPI Win:	195	WON-LOST RECORD	WINNING PCT. RANK	LAST 10 GAMES	STRENGTH OF SCHEDULE	OPP. STRENGTH OF SCHEDULE	TEAM RPI	ADJ RPI	CONF. RPI	ADJ CONF. RPI		
DIV. I ONLY		15-33-0	.3125	236	1-9-0	180	172	231	.43206	230	13	13
DIV. I NON-CONF.		11-12-0	.47826	149	0-0-0	182	229	173	.4766	175	12	12
<hr/>												
TOTALS	RPI 1-25	RPI 26-50		W-L RECORDS		RPI 51-100		RPI 101-150		RPI 150+		
15-33-0	0-0-0	0-4-0		OVERALL		1-10-0		3-8-0		11-11-0		
4-11-0	0-0-0	0-1-0		HOME		0-5-0		1-3-0		3-2-0		
2-16-0	0-0-0	0-3-0		AWAY		0-3-0		0-5-0		2-5-0		
9-6-0	0-0-0	0-0-0		NEUTRAL		1-2-0		2-0-0		6-4-0		
<hr/>												
11-12-0	0-0-0	0-1-0		NON-CONFERENCE		1-2-0		2-3-0		8-6-0		
2-1-0	0-0-0	0-0-0		HOME		0-0-0		0-1-0		2-0-0		
0-5-0	0-0-0	0-0-		AWAY		0-0-0		0-2-0		0-2-0		
9-6-0	0-0-0	0-0-0		NEUTRAL		1-2-0		2-0-0		6-4-0		
<hr/>												
4-21-0	0-0-0	0-3-0		CONFERENCE		0-8-0		1-5-0		3-5-0		
2-10-0	0-0-0	0-1-0		HOME		0-5-0		1-2-0		1-2-0		
2-11-0	0-0-0	0-2-0		AWAY		0-3-0		0-3-0		2-3-0		
0-0-0	0-0-0	0-0-0		NEUTRAL		0-0-0		0-0-0		0-0-0		
<hr/>												
RPI	S	Opponent	Score	RPI	S	Opponent	Score	RPI	S	Opponent	Score	
				29	A	Indiana	2 5	63	H	Southern Ill.	5 8	
				40	A	Illinois St.	0 9	63	H	Southern Ill.	14 16	
				40	A	Illinois St.	1 5	63	H	Southern Ill.	7 12	
				40	H	Illinois St.	7 10	69	N	Lipscomb	3 1	
								75	N	Eastern Ill.	1 5	
								75	N	Eastern Ill.	0 2	
								81	H	Missouri St.	1 6	
								81	H	Missouri St.	1 6	
								86	A	Drake	4 5	
								86	A	Drake	0 2	
								86	A	Drake	0 4	
								108	A	UNI	0 7	
								108	A	UNI	0 8	
								108	A	UNI	0 1	
								109	A	Butler	4 8	
								118	A	La.-Monroe	0 9	
								138	H	SIU Edwardsville	1 4	
								144	H	Creighton	0 9	
								144	H	Creighton	0 3	
								144	H	Creighton	6 2	
								147	N	Lehigh	9 7	
								150	N	Northwestern St.	6 1	
								161	N	Bryant	5 4	
								166	A	Southeast Mo. St.	2 4	
								166	A	Southeast Mo. St.	8 10	
								166	N	Southeast Mo. St.	2 6	
								175	N	Sacred Heart	2 1	
								192	A	Wichita St.	2 10	
								192	A	Wichita St.	9 3	
								192	A	Wichita St.	7 3	
								193	N	Florida A&M	6 7	
								203	N	Eastern Ky.	3 9	
								215	N	Samford	7 0	
								224	H	Evansville	4 14	
								224	H	Evansville	5 1	
								224	H	Evansville	2 5	
								232	A	Bradley	2 5	
								232	A	Bradley	3 10	
								40	A	Illinois St.	1 5	

Non-Div. I Games:

Indiana St.





Average RPI Win: Average RPI Loss:	253 176	WON-LOST RECORD	WINNING PCT. RANK	LAST 10 GAMES	STRENGTH OF SCHEDULE	OPP. STRENGTH OF SCHEDULE	TEAM RPI	ADJ RPI	CONF. RPI	ADJ CONF. RPI		
DIV. I ONLY		24-19-0	.55814	108	9-1-0	279	276	228	.43131	231	31	31
DIV. I NON-CONF.		4-13-0	.23529	251	0-0-0	167	196	244	.42315	241	30	30
<hr/>												
TOTALS	RPI 1-25		RPI 26-50		W-L RECORDS		RPI 51-100		RPI 101-150		RPI 150+	
24-19-0	0-0-0		0-1-0		OVERALL		0-2-0		2-3-0		22-13-0	
5-3-0	0-0-0		0-0-0		HOME		0-0-0		0-1-0		5-2-0	
7-6-0	0-0-0		0-0-0		AWAY		0-1-0		0-1-0		7-4-0	
12-10-0	0-0-0		0-1-0		NEUTRAL		0-1-0		2-1-0		10-7-0	
<hr/>												
4-13-0	0-0-0		0-1-0		NON-CONFERENCE		0-2-0		2-3-0		2-7-0	
1-1-0	0-0-0		0-0-0		HOME		0-0-0		0-1-0		1-0-0	
1-6-0	0-0-0		0-0-		AWAY		0-1-0		0-1-0		1-4-0	
2-6-0	0-0-0		0-1-0		NEUTRAL		0-1-0		2-1-0		0-3-0	
<hr/>												
20-6-0	0-0-0		0-0-0		CONFERENCE		0-0-0		0-0-0		20-6-0	
4-2-0	0-0-0		0-0-0		HOME		0-0-0		0-0-0		4-2-0	
6-0-0	0-0-0		0-0-0		AWAY		0-0-0		0-0-0		6-0-0	
10-4-0	0-0-0		0-0-0		NEUTRAL		0-0-0		0-0-0		10-4-0	

[illegible]

**Non-Div. I Games:**

## Belhaven

1

5

## Millsaps

8

2

## Millsaps

8

2

Jackson St.

**J a c k s o n s t .**

Jackson, S. T.

Jackson St.

Average RPI Win: 198		WON-LOST	WINNING	LAST 10	STRENGTH OF		OPP. STRENGTH	TEAM	ADJ	CONF.	ADJ CONF.
Average RPI Loss: 99		RECORD	PCT. RANK	GAMES	SCHEDULE		OF SCHEDULE	RPI	RPI	RPI	RPI
DIV. I ONLY		13-41-0	.24074	261	4-6-0		155	93	240	.43031	232
DIV. I NON-CONF.		7-21-0	.25	241	0-0-0		158	75	227	.43891	224
TOTALS		RPI 1-25	RPI 26-50		W-L RECORDS		RPI 51-100		RPI 101-150		RPI 150+
13-41-0		0-2-0	0-8-0		OVERALL		1-17-0		2-6-0		10-8-0
4-11-0		0-0-0	0-0-0		HOME		0-6-0		1-1-0		3-4-0
3-17-0		0-0-0	0-6-0		AWAY		0-5-0		1-4-0		2-2-0
6-13-0		0-2-0	0-2-0		NEUTRAL		1-6-0		0-1-0		5-2-0
7-21-0		0-2-0	0-5-0		NON-CONFERENCE		1-8-0		1-1-0		5-5-0
1-3-0		0-0-0	0-0-0		HOME		0-1-0		1-0-0		0-2-0
0-5-0		0-0-0	0-0-		AWAY		0-1-0		0-0-0		0-1-0
6-13-0		0-2-0	0-2-0		NEUTRAL		1-6-0		0-1-0		5-2-0
6-20-0		0-0-0	0-3-0		CONFERENCE		0-9-0		1-5-0		5-3-0
3-8-0		0-0-0	0-0-0		HOME		0-5-0		0-1-0		3-2-0
3-12-0		0-0-0	0-3-0		AWAY		0-4-0		1-4-0		2-1-0
0-0-0		0-0-0	0-0-0		NEUTRAL		0-0-0		0-0-0		0-0-0
RPI S	Opponent	Score	RPI S	Opponent	Score	RPI S	Opponent	Score	RPI S	Opponent	Score
7 N	California	3 12	30 N	Texas Tech	2 13	51 N	Kansas	10 7	108 A	UNI	3 7
14 N	Texas A&M	1 3	36 A	Fresno St.	2 3	63 A	Southern Ill.	3 11	108 A	UNI	3 8
			36 A	Fresno St.	0 2	63 A	Southern Ill.	1 2	108 H	UNI	1 2
			40 A	Illinois St.	2 3	63 A	Southern Ill.	0 10	131 N	Cal Poly	1 7
			40 A	Illinois St.	2 3	64 N	Northwestern	2 11	142 H	North Florida	5 3
			40 A	Illinois St.	1 3	74 N	Texas St.	0 5	144 A	Creighton	9 4
			41 A	Illinois	4 11	78 N	Oregon St.	6 8	144 A	Creighton	1 7
			50 N	New Mexico St.	10 12	81 A	Missouri St.	0 3	144 A	Creighton	3 4
						81 H	Missouri St.	1 3	162 N	San Diego	8 15
						81 H	Missouri St.	2 7	181 H	Western Ill.	0 7
						81 H	Missouri St.	1 10	187 A	UTEP	6 7
						86 H	Drake	2 3	187 H	UTEP	7 15
						86 H	Drake	1 6	192 H	Wichita St.	3 5
						94 H	Ill.-Chicago	3 6	192 H	Wichita St.	5 4
						96 N	Troy	0 2	192 H	Wichita St.	2 4
						96 N	Troy	1 9	198 N	Central Ark.	4 1
						96 N	Troy	7 8	204 N	San Jose St.	3 1
						100 A	UNLV	1 7	215 N	Samford	10 2
									224 A	Evansville	2 4
									224 A	Evansville	4 1
									224 A	Evansville	10 2
									230 H	Indiana St.	5 2
									230 H	Indiana St.	10 3
									254 N	North Dakota	3 4
									258 N	Idaho St.	4 2
									258 N	Idaho St.	5 4
LAST 10 GAMES			LAST 10 GAMES			LAST 10 GAMES			LAST 10 GAMES		
			81 A	Missouri St.	0 3				224 A	Evansville	10 2
			192 H	Wichita St.	5 4				224 A	Evansville	2 4
			192 H	Wichita St.	3 5				108 A	UNI	3 8
			192 H	Wichita St.	2 4				108 A	UNI	3 7
			224 A	Evansville	4 1				230 H	Indiana St.	10 3

Non-Div. I Games:

Bradley

Average RPI Win:	154	WON-LOST RECORD	WINNING PCT. RANK	LAST 10 GAMES	STRENGTH OF SCHEDULE	OPP. STRENGTH OF SCHEDULE	TEAM RPI	ADJ RPI	CONF. RPI	ADJ CONF. RPI
DIV. I ONLY		13-40-0	.24528 260	3-7-0	149	98	236	.4303 233	8	7
DIV. I NON-CONF.		7-27-0	.20588 263	0-1-0	129	161	235	.42768 234	7	7
TOTALS	RPI 1-25	RPI 26-50	W-L RECORDS	RPI 51-100	RPI 101-150	RPI 150+				
13-40-0	0-1-0	1-6-0	OVERALL	1-11-0	6-11-0	5-11-0				
5-11-0	0-1-0	1-1-0	HOME	0-1-0	2-2-0	2-6-0				
3-20-0	0-0-0	0-4-0	AWAY	0-5-0	3-7-0	0-4-0				
5-9-0	0-0-0	0-1-0	NEUTRAL	1-5-0	1-2-0	3-1-0				
7-27-0	0-0-0	1-5-0	NON-CONFERENCE	1-7-0	1-6-0	4-9-0				
2-6-0	0-0-0	1-1-0	HOME	0-1-0	0-0-0	1-4-0				
0-13-0	0-0-0	0-0-	AWAY	0-2-0	0-4-0	0-4-0				
5-8-0	0-0-0	0-1-0	NEUTRAL	1-4-0	1-2-0	3-1-0				
6-13-0	0-1-0	0-1-0	CONFERENCE	0-4-0	5-5-0	1-2-0				
3-5-0	0-1-0	0-0-0	HOME	0-0-0	2-2-0	1-2-0				
3-7-0	0-0-0	0-1-0	AWAY	0-3-0	3-3-0	0-0-0				
0-1-0	0-0-0	0-0-0	NEUTRAL	0-1-0	0-0-0	0-0-0				
RPI S Opponent	Score	RPI S Opponent	Score	RPI S Opponent	Score	RPI S Opponent	Score			
24 H Louisville	1 8	26 A Syracuse	0 9	53 A South Fla.	0 4	104 A Fla. Gulf Coast	0 10			
		31 A Maryland	0 1	53 A South Fla.	0 1	113 A Col. of Charleston	1 3			
		31 A Maryland	0 10	53 A South Fla.	1 8	113 A Col. of Charleston	0 1			
		42 A North Carolina	0 14	58 N Pittsburgh	0 3	116 N Ball St.	0 8			
		45 H Longwood	3 2	65 A Virginia	4 8	125 H Connecticut	6 14			
		45 H Longwood	2 8	71 N North Carolina St.	2 1	125 H Connecticut	5 3			
		47 N Penn St.	0 6	80 N South Carolina	2 10	126 H St. John's (NY)	10 2			
				83 N Michigan St.	1 3	126 H St. John's (NY)	7 8			
				84 A Radford	0 6	130 N St. Louis	5 7			
				89 N St. Joseph's	0 2	130 N St. Louis	3 2			
				95 N S.C. Upstate	1 3	143 A James Madison	1 15			
				97 H Utah	1 4	148 A Providence	2 5			
						148 A Providence	8 5			
						148 A Providence	1 3			
						149 A Villanova	6 7			
						149 A Villanova	7 1			
						149 A Villanova	3 2			
						153 A Charleston So.	6 8			
						156 N Robert Morris	1 0			
						178 A Towson	4 9			
						182 A Coastal Caro.	1 4			
						182 A Coastal Caro.	1 5			
			LAST 10 GAMES							
		24 H Louisville	1 8	200 H Seton Hall	0 13	200 H Seton Hall	0 13			
		148 A Providence	8 5	200 H Seton Hall	4 3	200 H Seton Hall	3 7			
		148 A Providence	2 5	200 H Seton Hall	3 7	200 H Seton Hall	4 3			
		148 A Providence	1 3	238 H George Washington	2 4	211 H Princeton	6 11			
		26 A Syracuse	0 9	126 H St. John's (NY)	10 2	211 H Princeton	1 9			

**Non-Div. I Games:**

Georgetown

RPI	S	Opponent	Score	
219	N	Delaware	11	6
229	H	Drexel	4	2
229	H	Drexel	2	4
238	H	George Washington	2	4
257	N	UNC Wilmington	2	1
257	N	UNC Wilmington	0	3

Georgetown

G  
e  
o  
r  
g  
e  
t  
o  
w  
n

G  
e  
o  
r  
g  
e  
t  
o  
w  
n

Average RPI Win:	227	WON-LOST	WINNING	LAST 10	STRENGTH OF	OPP. STRENGTH	TEAM	ADJ	CONF.	ADJ CONF.	
Average RPI Loss:	153	RECORD	PCT. RANK	GAMES	SCHEDULE	OF SCHEDULE	RPI	RPI	RPI	RPI	
DIV. I ONLY	22-24-0	.47826	160	1-9-0	267	246	232	.43028	234	15	16
DIV. I NON-CONF.	17-8-0	.68	48	0-1-0	288	283	215	.44103	220	17	17
<hr/>											
TOTALS	RPI 1-25	RPI 26-50		W-L RECORDS		RPI 51-100		RPI 101-150		RPI 150+	
22-24-0	0-0-0	0-0-0		OVERALL		2-3-0		1-10-0		19-11-0	
5-8-0	0-0-0	0-0-0		HOME		0-2-0		0-3-0		5-3-0	
7-12-0	0-0-0	0-0-0		AWAY		2-1-0		1-7-0		4-4-0	
10-4-0	0-0-0	0-0-0		NEUTRAL		0-0-0		0-0-0		10-4-0	
17-8-0	0-0-0	0-0-0		NON-CONFERENCE		0-0-0		0-3-0		17-5-0	
3-0-0	0-0-0	0-0-0		HOME		0-0-0		0-0-0		3-0-0	
4-4-0	0-0-0	0-0-		AWAY		0-0-0		0-3-0		4-1-0	
10-4-0	0-0-0	0-0-0		NEUTRAL		0-0-0		0-0-0		10-4-0	
5-16-0	0-0-0	0-0-0		CONFERENCE		2-3-0		1-7-0		2-6-0	
2-8-0	0-0-0	0-0-0		HOME		0-2-0		0-3-0		2-3-0	
3-8-0	0-0-0	0-0-0		AWAY		2-1-0		1-4-0		0-3-0	
0-0-0	0-0-0	0-0-0		NEUTRAL		0-0-0		0-0-0		0-0-0	
RPI S	Opponent	Score	RPI S	Opponent	Score	RPI S	Opponent	Score	RPI S	Opponent	Score
						87 H Valparaiso	2	4	109 A Butler	3	4
						87 H Valparaiso	11	14	109 A Butler	3	0
						94 A Ill.-Chicago	0	11	111 A Cleveland St.	1	3
						94 A Ill.-Chicago	6	3	111 A Cleveland St.	1	3
						94 A Ill.-Chicago	7	3	111 A Cleveland St.	0	11
									117 H Loyola (IL)	1	10
									117 H Loyola (IL)	2	4
									117 H Loyola (IL)	2	6
									139 A Ohio St.	1	2
									141 A Elon	3	4
									141 A Elon	2	10
									160 N Kent St.	1	9
									160 N Kent St.	6	5
									169 H Green Bay	3	13
									169 H Green Bay	5	11
									169 H Green Bay	3	4
									171 N Colgate	6	5
									174 A Wright St.	2	12
									174 A Wright St.	2	8
									174 A Wright St.	1	7
									195 N Delaware St.	3	2
									197 N Fairleigh Dickinson	6	8
									204 N Siena	5	4
									204 N Siena	8	0
									207 N Manhattan	4	3
									239 N Columbia	4	5
									255 H Toledo	4	3
			LAST 10 GAMES								
						111 A Cleveland St.	1	3			
						169 H Green Bay	3	0			
						109 A Butler	3	4			
						109 A Butler	3	4			
						139 A Ohio St.	1	2			
						87 H Valparaiso	11	14			

Non-Div. I Games:




Youngstown St.

RPI	S	Opponent	Score	
255	H	Toledo	10	0
260	A	Hartford	5	1
262	H	Detroit	8	0
262	H	Detroit	6	2
269	N	South Dakota	9	11
270	N	Bucknell	9	2
271	N	Rider	3	2
279	N	Lafayette	14	8
284	A	Savannah St.	5	6
284	A	Savannah St.	13	2
286	H	N.C. Central	3	1
288	A	South Carolina St.	9	0
288	A	South Carolina St.	5	4
288	N	South Carolina St.	9	1

Youngstown St.

Y  
o  
u  
n  
g  
s  
t  
o  
w  
n  
s  
t  
.

Y  
o  
u  
n  
g  
s  
t  
o  
w  
n  
s  
t  
.

 Tie,  Loss,  Non-Conf, S Site, H Home, A Away, N Neutral Page 392



RPI	S	Opponent	Score	
238	A	George Washington	5	6
238	A	George Washington	2	6
239	N	Columbia	3	2
245	N	IUPUI	8	9
251	A	Holy Cross	8	7
251	A	Holy Cross	3	4
251	A	Holy Cross	3	2
251	A	Holy Cross	4	13
251	N	Holy Cross	6	5
260	N	Hartford	2	3
270	H	Bucknell	3	1
270	H	Bucknell	0	2
270	H	Bucknell	6	1
270	H	Bucknell	3	0
271	A	Rider	2	0
271	A	Rider	1	4
271	N	Rider	10	3
272	N	Texas Southern	9	0
279	A	Lafayette	14	6
279	A	Lafayette	6	4
279	A	Lafayette	0	2
279	A	Lafayette	14	4
281	A	St. Peter's	10	0
281	A	St. Peter's	10	2
281	N	St. Peter's	8	0

Army

A  
r  
m  
y

A  
r  
m  
y

Y  
a  
l  
e

Yale

RPI	S	Opponent	Score	
239	H	Columbia	12	7
239	H	Columbia	7	0
251	N	Holy Cross	4	7
253	A	Wagner	9	1
253	A	Wagner	4	7
253	N	Wagner	4	0
260	N	Hartford	7	6
266	H	Rhode Island	12	11
266	H	Rhode Island	4	3
271	N	Rider	7	2
275	N	La Salle	8	0

Average RPI Win: 224		WON-LOST RECORD	WINNING PCT. RANK	LAST 10 GAMES	STRENGTH OF SCHEDULE	OPP. STRENGTH OF SCHEDULE	TEAM RPI	ADJ RPI	CONF. RPI	ADJ CONF. RPI	
Average RPI Loss: 180											
DIV. I ONLY		14-22-1	.39189 203	4-6-0	238	256	237	.42429 237	24	23	
DIV. I NON-CONF.		6-10-1	.38235 199	1-1-0	269	268	259	.40586 257	25	25	
<hr/>											
TOTALS		RPI 1-25		RPI 26-50		W-L RECORDS		RPI 51-100		RPI 101-150	RPI 150+
14-22-1		0-0-0		0-0-0		OVERALL		0-4-0		0-2-0	14-16-1
6-7-0		0-0-0		0-0-0		HOME		0-4-0		0-0-0	6-3-0
6-10-0		0-0-0		0-0-0		AWAY		0-0-0		0-2-0	6-8-0
2-5-1		0-0-0		0-0-0		NEUTRAL		0-0-0		0-0-0	2-5-1
6-10-1		0-0-0		0-0-0		NON-CONFERENCE		0-0-0		0-2-0	6-8-1
1-2-0		0-0-0		0-0-0		HOME		0-0-0		0-0-0	1-2-0
3-3-0		0-0-0		0-0-		AWAY		0-0-0		0-2-0	3-1-0
2-5-1		0-0-0		0-0-0		NEUTRAL		0-0-0		0-0-0	2-5-1
8-12-0		0-0-0		0-0-0		CONFERENCE		0-4-0		0-0-0	8-8-0
5-5-0		0-0-0		0-0-0		HOME		0-4-0		0-0-0	5-1-0
3-7-0		0-0-0		0-0-0		AWAY		0-0-0		0-0-0	3-7-0
0-0-0		0-0-0		0-0-0		NEUTRAL		0-0-0		0-0-0	0-0-0
RPI S	Opponent	Score	RPI S	Opponent	Score	RPI S	Opponent	Score	RPI S	Opponent	Score
						82 H Harvard		0 8	148 A Providence		3 10
						82 H Harvard		1 11	148 A Providence		2 10
						82 H Harvard		3 7	161 H Bryant		1 2
						82 H Harvard		0 9	167 N Rutgers		3 15
									168 A Cornell		1 2
									168 A Cornell		9 3
									173 N Central Conn. St.		2 2
									184 N Niagara		4 1
									184 N Niagara		4 8
									190 A Dartmouth		0 8
									190 A Dartmouth		3 6
									190 A Dartmouth		13 0
									190 A Dartmouth		3 20
									199 N Marist		2 9
									202 H Penn		9 7
									202 H Penn		9 4
									211 A Princeton		8 4
									211 A Princeton		4 5
									220 A UMBC		8 9
									220 A UMBC		2 1
									221 N Canisius		1 4
									236 A Yale		5 7
									236 A Yale		2 4
									236 H Yale		2 0
									236 H Yale		5 4
									239 H Columbia		1 16
									239 H Columbia		1 0
			LAST 10 GAMES								
			236 H Yale		5 4	190 A Dartmouth		3 20	236 A Yale		2 4
			236 H Yale		2 0	190 A Dartmouth		3 6	236 H Yale		2 0
			236 A Yale		5 7	190 A Dartmouth		13 0	236 H Yale		5 4
			236 A Yale		2 4	266 H Rhode Island		9 18	239 H Columbia		1 16
			190 A Dartmouth		0 8	266 H Rhode Island		8 4	239 H Columbia		1 0

Non-Div. I Games:

Brown

**B  
r  
o  
w  
n**

RPI	S	Opponent	Score	
241	A	Coppin St.	9	3
261	N	St. Francis (PA)	4	3
266	H	Rhode Island	9	18
266	H	Rhode Island	8	4
267	N	Morgan St.	4	5
274	A	Hampton	3	2

**B  
r  
o  
w  
n**

Brown

Average RPI Win:	216	WON-LOST	WINNING	LAST 10	STRENGTH OF	OPP. STRENGTH	TEAM	ADJ	CONF.	ADJ CONF.	
Average RPI Loss:	165	RECORD	PCT. RANK	GAMES	SCHEDULE	OF SCHEDULE	RPI	RPI	RPI	RPI	
DIV. I ONLY	16-27-1	.375	211	3-7-0	226	243	235	.42304	238	20	20
DIV. I NON-CONF.	10-13-1	.4375	169	0-2-0	233	272	221	.43807	226	19	18
<hr/>											
TOTALS	RPI 1-25	RPI 26-50		W-L RECORDS		RPI 51-100		RPI 101-150		RPI 150+	
16-27-1	0-0-0	0-2-0		OVERALL		0-4-0		3-5-0		13-16-1	
7-10-1	0-0-0	0-0-0		HOME		0-2-0		1-5-0		6-3-1	
7-13-0	0-0-0	0-2-0		AWAY		0-2-0		0-0-0		7-9-0	
2-4-0	0-0-0	0-0-0		NEUTRAL		0-0-0		2-0-0		0-4-0	
<hr/>											
10-13-1	0-0-0	0-0-0		NON-CONFERENCE		0-0-0		2-2-0		8-11-1	
4-5-1	0-0-0	0-0-0		HOME		0-0-0		0-2-0		4-3-1	
4-4-0	0-0-0	0-0-		AWAY		0-0-0		0-0-0		4-4-0	
2-4-0	0-0-0	0-0-0		NEUTRAL		0-0-0		2-0-0		0-4-0	
<hr/>											
6-14-0	0-0-0	0-2-0		CONFERENCE		0-4-0		1-3-0		5-5-0	
3-5-0	0-0-0	0-0-0		HOME		0-2-0		1-3-0		2-0-0	
3-9-0	0-0-0	0-2-0		AWAY		0-2-0		0-0-0		3-5-0	
0-0-0	0-0-0	0-0-0		NEUTRAL		0-0-0		0-0-0		0-0-0	
<hr/>											
RPI	S	Opponent	Score	RPI	S	Opponent	Score	RPI	S	Opponent	Score
				37	A	Fordham	1 11	57	A	Massachusetts	0 6
				37	A	Fordham	0 3	57	A	Massachusetts	4 5
								89	H	St. Joseph's	0 10
								89	H	St. Joseph's	0 1

Non-Div. I Games:

George Washington

RPI	S	Opponent	Score	
235	H	Army	6	2
241	A	Coppin St.	4	5
244	H	St. Bonaventure	5	4
244	H	St. Bonaventure	6	3
264	A	Norfolk St.	4	2
266	A	Rhode Island	1	4
266	A	Rhode Island	10	9
274	A	Hampton	3	4
274	A	Hampton	5	4
275	A	La Salle	4	5
275	A	La Salle	1	0

George Washington

G  
e  
o  
r  
g  
e  
W  
a  
s  
h  
i  
n  
g  
t  
o  
n

G  
e  
o  
r  
g  
e  
W  
a  
s  
h  
i  
n  
g  
t  
o  
n

C  
o  
l  
u  
m  
b  
i  
a

Columbia



RPI	S	Opponent	Score	
235	N	Army	2	3
236	A	Yale	7	12
236	A	Yale	0	7
237	A	Brown	16	1
237	A	Brown	0	1
269	N	South Dakota	1	3
270	N	Bucknell	6	1
271	A	Rider	9	1
271	A	Rider	10	1
279	N	Lafayette	6	1
281	H	St. Peter's	3	2
281	H	St. Peter's	8	0

Columbia

C  
o  
l  
u  
m  
b  
i  
a

C  
o  
l  
u  
m  
b  
i  
a

[illegible]

**Non-Div. I Games:**

Utah St.

Average RPI Win:	251	WON-LOST	WINNING	LAST 10	STRENGTH OF	OPP. STRENGTH	TEAM	ADJ	CONF.	ADJ CONF.										
Average RPI Loss:	220	RECORD	PCT. RANK	GAMES	SCHEDULE	OF SCHEDULE	RPI	RPI	RPI	RPI										
DIV. I ONLY	18-16-0	.52941	128	8-2-0	280	280	238	.4189	241	30	30									
DIV. I NON-CONF.	5-7-0	.41667	178	0-0-0	266	256	241	.42058	244	31	31									
<hr/>																				
TOTALS	RPI 1-25	RPI 26-50		W-L RECORDS		RPI 51-100		RPI 101-150		RPI 150+										
18-16-0	0-0-0	0-0-0		OVERALL		0-0-0		0-0-0		18-16-0										
10-8-0	0-0-0	0-0-0		HOME		0-0-0		0-0-0		10-8-0										
6-6-0	0-0-0	0-0-0		AWAY		0-0-0		0-0-0		6-6-0										
2-2-0	0-0-0	0-0-0		NEUTRAL		0-0-0		0-0-0		2-2-0										
<hr/>																				
5-7-0	0-0-0	0-0-0		NON-CONFERENCE		0-0-0		0-0-0		5-7-0										
3-5-0	0-0-0	0-0-0		HOME		0-0-0		0-0-0		3-5-0										
2-2-0	0-0-0	0-0-		AWAY		0-0-0		0-0-0		2-2-0										
0-0-0	0-0-0	0-0-0		NEUTRAL		0-0-0		0-0-0		0-0-0										
<hr/>																				
13-9-0	0-0-0	0-0-0		CONFERENCE		0-0-0		0-0-0		13-9-0										
7-3-0	0-0-0	0-0-0		HOME		0-0-0		0-0-0		7-3-0										
4-4-0	0-0-0	0-0-0		AWAY		0-0-0		0-0-0		4-4-0										
2-2-0	0-0-0	0-0-0		NEUTRAL		0-0-0		0-0-0		2-2-0										
<hr/>																				
RPI	S	Opponent	Score	RPI	S	Opponent	Score	RPI	S	Opponent	Score									
								173	H	Central Conn. St.	3	1								
								173	H	Central Conn. St.	3	24								
								178	A	Towson	2	0								
								178	A	Towson	0	8								
								184	H	Niagara	0	7								
								193	N	Florida A&M	1	3								
								195	A	Delaware St.	0	1								
								195	A	Delaware St.	1	0								
								195	A	Delaware St.	0	1								
								200	H	Seton Hall	1	3								
								227	H	Howard	5	6								
								227	H	Howard	1	3								
								227	H	Howard	5	3								
								227	N	Howard	0	1								
								229	H	Drexel	1	12								
								237	H	Brown	3	9								
								238	H	George Washington	5	4								
								246	A	Mt. St. Mary's	4	3								
								246	A	Mt. St. Mary's	0	1								
								246	H	Mt. St. Mary's	3	1								
																264	A	Norfolk St.	4	0
																264	A	Norfolk St.	9	2
																264	N	Norfolk St.	1	0
																267	A	Morgan St.	2	3
																267	A	Morgan St.	2	6
267	A	Morgan St.	4	3																
267	H	Morgan St.	3	4																
LAST 10 GAMES																				
264 N Norfolk St.				1	0	274 H Hampton				5	2									
227 N Howard				0	1	274 H Hampton				12	2									
267 N Morgan St.				6	0	289 H Md.-East. Shore				8	3									
193 N Florida A&M				1	3	289 H Md.-East. Shore				14	0									
274 H Hampton				7	5	289 H Md.-East. Shore				6	0									

Non-Div. I Games:

Coppin St.

RPI	S	Opponent	Score	
267	N	Morgan St.	6	0
274	H	Hampton	7	5
274	H	Hampton	12	2
274	H	Hampton	5	2
289	H	Md.-East. Shore	14	0
289	H	Md.-East. Shore	6	0
289	H	Md.-East. Shore	8	3

Coppin St.

C  
o  
p  
p  
i  
n  
s  
t  
.

C  
o  
p  
p  
i  
n  
s  
t  
.

Average RPI Win: 255		WON-LOST	WINNING	LAST 10	STRENGTH OF		OPP. STRENGTH	TEAM	ADJ		CONF.	ADJ CONF.
Average RPI Loss: 167		RECORD	PCT. RANK	GAMES	SCHEDULE		OF SCHEDULE	RPI	RPI		RPI	RPI
DIV. I ONLY		19-24-0	.44186	174	7-3-0		265	274	244		.41843	242
DIV. I NON-CONF.		2-17-0	.10526	278	0-1-0		126	163	264		.40846	256
TOTALS		RPI 1-25	RPI 26-50		W-L RECORDS		RPI 51-100		RPI 101-150		RPI 150+	
19-24-0		0-3-0	1-0-0		OVERALL		0-1-0		0-5-0		18-15-0	
5-6-0		0-0-0	0-0-0		HOME		0-0-0		0-3-0		5-3-0	
6-4-0		0-1-0	0-0-0		AWAY		0-1-0		0-0-0		6-2-0	
8-14-0		0-2-0	1-0-0		NEUTRAL		0-0-0		0-2-0		7-10-0	
2-17-0		0-3-0	1-0-0		NON-CONFERENCE		0-1-0		0-5-0		1-8-0	
1-4-0		0-0-0	0-0-0		HOME		0-0-0		0-3-0		1-1-0	
0-4-0		0-1-0	0-0-		AWAY		0-1-0		0-0-0		0-2-0	
1-9-0		0-2-0	1-0-0		NEUTRAL		0-0-0		0-2-0		0-5-0	
17-7-0		0-0-0	0-0-0		CONFERENCE		0-0-0		0-0-0		17-7-0	
4-2-0		0-0-0	0-0-0		HOME		0-0-0		0-0-0		4-2-0	
6-0-0		0-0-0	0-0-0		AWAY		0-0-0		0-0-0		6-0-0	
7-5-0		0-0-0	0-0-0		NEUTRAL		0-0-0		0-0-0		7-5-0	
RPI S	Opponent	Score	RPI S	Opponent	Score	RPI S	Opponent	Score	RPI S	Opponent	Score	
21 N	Oklahoma St.	3 13	35 N	La.-Lafayette	5 4	76 A	Jacksonville St.	3 11	115 N	UMKC	1 3	
22 A	Houston	2 12							120 H	McNeese St.	1 13	
25 N	LSU	0 12							120 H	McNeese St.	2 6	
									120 H	McNeese St.	1 12	
									130 N	St. Louis	0 1	
									176 N	Houston Baptist	3 4	
									176 N	Houston Baptist	0 4	
									189 N	Akron	8 9	
									191 A	Southeastern La.	0 9	
									191 H	Southeastern La.	3 2	
									196 A	Nicholls St.	2 6	
									196 H	Nicholls St.	1 5	
									196 N	Nicholls St.	4 10	
									196 N	Nicholls St.	3 6	
									228 N	Mississippi Val.	2 6	
									228 N	Mississippi Val.	4 2	
									228 N	Mississippi Val.	2 3	
									228 N	Mississippi Val.	7 17	
									231 N	Jackson St.	12 14	
									231 N	Jackson St.	11 3	
									231 N	Jackson St.	11 7	
									272 H	Texas Southern	5 6	
									272 H	Texas Southern	2 3	
									272 H	Texas Southern	7 1	
									277 N	Alcorn St.	12 4	
									278 N	Alabama St.	9 1	
									278 N	Alabama St.	8 6	
LAST 10 GAMES			LAST 10 GAMES			LAST 10 GAMES			LAST 10 GAMES			
			228 N	Mississippi Val.	2 6	196 A	Nicholls St.	2 6				
			228 N	Mississippi Val.	4 2	283 A	Prairie View	14 0				
			278 N	Alabama St.	9 1	283 A	Prairie View	5 0				
			228 N	Mississippi Val.	2 3	283 A	Prairie View	3 2				
			278 N	Alabama St.	11 6	282 A	Ark.-Pine Bluff	13 6				

Non-Div. I Games: Miles 11 3 Miles 9 6

Southern U.

Southern U.

Southern U.

Southern U.

Average RPI Win: 225		WON-LOST RECORD		WINNING PCT. RANK		LAST 10 GAMES		STRENGTH OF SCHEDULE		OPP. STRENGTH OF SCHEDULE		TEAM RPI		ADJ RPI		CONF. RPI		ADJ CONF. RPI					
DIV. I ONLY		13-41-0		.24074 261		4-6-0		142		199		245		.41574 243		25		25					
DIV. I NON-CONF.		4-26-0		.13333 274		1-3-0		72		168		238		.42523 238		23		23					
TOTALS		RPI 1-25		RPI 26-50		W-L RECORDS		RPI 51-100		RPI 101-150		RPI 150+											
13-41-0		0-2-0		0-4-0		OVERALL		1-9-0		1-8-0		11-18-0											
5-8-0		0-0-0		0-0-0		HOME		0-0-0		0-2-0		5-6-0											
6-22-0		0-2-0		0-2-0		AWAY		1-7-0		1-5-0		4-6-0											
2-11-0		0-0-0		0-2-0		NEUTRAL		0-2-0		0-1-0		2-6-0											
4-26-0		0-2-0		0-4-0		NON-CONFERENCE		1-9-0		0-3-0		3-8-0											
1-3-0		0-0-0		0-0-0		HOME		0-0-0		0-2-0		1-1-0											
1-15-0		0-2-0		0-0-		AWAY		1-7-0		0-0-0		0-4-0											
2-8-0		0-0-0		0-2-0		NEUTRAL		0-2-0		0-1-0		2-3-0											
9-15-0		0-0-0		0-0-0		CONFERENCE		0-0-0		1-5-0		8-10-0											
4-5-0		0-0-0		0-0-0		HOME		0-0-0		0-0-0		4-5-0											
5-7-0		0-0-0		0-0-0		AWAY		0-0-0		1-5-0		4-2-0											
0-3-0		0-0-0		0-0-0		NEUTRAL		0-0-0		0-0-0		0-3-0											
RPI	S	Opponent		Score		RPI	S	Opponent		Score		RPI	S	Opponent		Score		RPI	S	Opponent		Score	
16	A	Nebraska		0	1	44	A	Jacksonville		0	9	51	N	Kansas		0	8	106	A	North Dakota St.		0	9
16	A	Nebraska		1	9	44	A	Jacksonville		3	4	56	A	Hawaii		0	9	106	A	North Dakota St.		7	9
						45	N	Longwood		3	5	56	A	Hawaii		1	3	106	A	North Dakota St.		0	11
						45	N	Longwood		0	3	56	A	Hawaii		0	6	108	H	UNI		1	10
												68	A	Iowa St.		2	16	108	H	UNI		6	7
												72	A	Wisconsin		0	7	115	A	UMKC		0	5
												72	A	Wisconsin		0	4	115	A	UMKC		9	7
												85	N	Miami (OH)		0	4	115	A	UMKC		1	5
												86	A	Drake		5	6	144	N	Creighton		3	6
												86	A	Drake		4	3	157	N	IPFW		4	6
																		157	N	IPFW		5	12
																		157	N	IPFW		1	6
																		163	N	Bethune-Cookman		4	8
																		163	N	Bethune-Cookman		12	13
																		169	A	Green Bay		1	2
																		169	A	Green Bay		1	6
																		181	H	Western Ill.		9	7
																		181	H	Western Ill.		0	3
																		181	H	Western Ill.		3	6
																		185	A	Stetson		0	9
																		185	A	Stetson		2	10
																		210	H	Southern Utah		1	2
																		210	H	Southern Utah		3	11
																		210	H	Southern Utah		2	1
																		244	N	St. Bonaventure		8	3
																		244	N	St. Bonaventure		1	0
																		245	A	IUPUI		6	4
				LAST 10 GAMES																			
				256	H	Oakland		3	2	181	H	Western Ill.		9	7								
				256	H	Oakland		3	4	181	H	Western Ill.		3	6								
				256	H	Oakland		3	0	181	H	Western Ill.		0	3								
				254	H	North Dakota		0	6	16	A	Nebraska		0	1								
				254	H	North Dakota		5	0	16	A	Nebraska		1	9								

Non-Div. I Games:

South Dakota St.

RPI	S	Opponent	Score	
245	A	IUPUI	0	5
245	A	IUPUI	6	14
254	H	North Dakota	0	6
254	H	North Dakota	5	0
256	H	Oakland	3	4
256	H	Oakland	3	0
256	H	Oakland	3	2
273	N	Weber St.	5	6
276	A	Centenary (LA)	2	0
276	A	Centenary (LA)	5	3
276	A	Centenary (LA)	7	0

South Dakota St.

S  
o  
u  
t  
h  
D  
a  
k  
o  
t  
a  
S  
t  
.

S  
o  
u  
t  
h  
D  
a  
k  
o  
t  
a  
S  
t  
.



Average RPI Win:	222	WON-LOST RECORD	WINNING PCT. RANK	LAST 10 GAMES		STRENGTH OF SCHEDULE	OPP. STRENGTH OF SCHEDULE	TEAM RPI	ADJ RPI	CONF. RPI	ADJ CONF. RPI	
DIV. I ONLY		13-20-0	.39394	201	4-6-0	260	225	243	.41546	244	20	20
DIV. I NON-CONF.		5-8-0	.38462	194	1-1-0	282	275	274	.38176	273	19	18
TOTALS	RPI 1-25		RPI 26-50		W-L RECORDS		RPI 51-100			RPI 101-150		RPI 150+
13-20-0	0-0-0		0-2-0		OVERALL		1-5-0			1-3-0		11-10-0
3-6-0	0-0-0		0-2-0		HOME		1-1-0			1-1-0		1-2-0
4-10-0	0-0-0		0-0-0		AWAY		0-3-0			0-2-0		4-5-0
6-4-0	0-0-0		0-0-0		NEUTRAL		0-1-0			0-0-0		6-3-0
5-8-0	0-0-0		0-0-0		NON-CONFERENCE		0-2-0			0-0-0		5-6-0
0-1-0	0-0-0		0-0-0		HOME		0-0-0			0-0-0		0-1-0
2-4-0	0-0-0		0-0-		AWAY		0-1-0			0-0-0		2-3-0
3-3-0	0-0-0		0-0-0		NEUTRAL		0-1-0			0-0-0		3-2-0
8-12-0	0-0-0		0-2-0		CONFERENCE		1-3-0			1-3-0		6-4-0
3-5-0	0-0-0		0-2-0		HOME		1-1-0			1-1-0		1-1-0
2-6-0	0-0-0		0-0-0		AWAY		0-2-0			0-2-0		2-2-0
3-1-0	0-0-0		0-0-0		NEUTRAL		0-0-0			0-0-0		3-1-0
RPI S Opponent Score			RPI S Opponent Score			RPI S Opponent Score				RPI S Opponent Score		
			37 H Fordham 0 13			56 A Hawaii 0 8				130 A St. Louis 3 4		
			37 H Fordham 2 5			57 A Massachusetts 0 1				130 A St. Louis 3 5		
						57 A Massachusetts 1 7				132 H Temple 4 3		
						58 N Pittsburgh 1 10				132 H Temple 3 6		
						89 H St. Joseph's 4 3				151 H Charlotte 6 3		
						89 H St. Joseph's 4 13				151 H Charlotte 0 1		
										156 A Robert Morris 9 12		
										156 A Robert Morris 7 3		
										188 N Dayton 5 11		
										188 N Dayton 11 8		
										221 A Canisius 8 6		
										221 A Canisius 8 9		
										225 A East Tenn. St. 7 10		
										238 A George Washington 3 6		
										238 A George Washington 4 5		
										243 N South Dakota St. 0 1		
										243 N South Dakota St. 3 8		
										266 A Rhode Island 5 0		
										266 A Rhode Island 12 4		
										273 H Weber St. 2 7		
										275 N La Salle 3 2		
										275 N La Salle 7 6		
					LAST 10 GAMES					287 N N.C. A&T 9 1		
					132 H Temple 3 6					288 N South Carolina St. 6 2		
					132 H Temple 4 3					288 N South Carolina St. 9 1		
					89 H St. Joseph's 4 13							
					89 H St. Joseph's 4 3							
					151 H Charlotte 6 3							
					151 H Charlotte 0 1							
					156 A Robert Morris 9 12							
					156 A Robert Morris 7 3							
					130 A St. Louis 3 4							
					130 A St. Louis 3 5							

**Non-Div. I Games:**

St. Bonaventure

Average RPI Win: 218		WON-LOST RECORD	WINNING PCT. RANK	LAST 10 GAMES	STRENGTH OF SCHEDULE	OPP. STRENGTH OF SCHEDULE	TEAM RPI	ADJ RPI	CONF. RPI	ADJ CONF. RPI		
Average RPI Loss: 147												
DIV. I ONLY		15-32-0	.31915 233	3-7-0	221	210	246	.41438 245	25	25		
DIV. I NON-CONF.		6-18-0	.25 241	1-0-0	140	198	232	.43091 232	23	23		
<hr/>												
TOTALS		RPI 1-25		RPI 26-50		W-L RECORDS		RPI 51-100		RPI 101-150		RPI 150+
15-32-0		0-0-0		0-3-0		OVERALL		0-4-0		2-10-0		13-15-0
6-10-0		0-0-0		0-0-0		HOME		0-4-0		0-2-0		6-4-0
6-15-0		0-0-0		0-3-0		AWAY		0-0-0		1-2-0		5-10-0
3-7-0		0-0-0		0-0-0		NEUTRAL		0-0-0		1-6-0		2-1-0
6-18-0		0-0-0		0-3-0		NON-CONFERENCE		0-4-0		2-5-0		4-6-0
0-5-0		0-0-0		0-0-0		HOME		0-4-0		0-0-0		0-1-0
3-9-0		0-0-0		0-0-		AWAY		0-0-0		1-2-0		2-4-0
3-4-0		0-0-0		0-0-0		NEUTRAL		0-0-0		1-3-0		2-1-0
9-14-0		0-0-0		0-0-0		CONFERENCE		0-0-0		0-5-0		9-9-0
6-5-0		0-0-0		0-0-0		HOME		0-0-0		0-2-0		6-3-0
3-6-0		0-0-0		0-0-0		AWAY		0-0-0		0-0-0		3-6-0
0-3-0		0-0-0		0-0-0		NEUTRAL		0-0-0		0-3-0		0-0-0
RPI S	Opponent	Score	RPI S	Opponent	Score	RPI S	Opponent	Score	RPI S	Opponent	Score	
			45 A	Longwood	1 8	62 H	Purdue	1 11	106 N	North Dakota St.	1 3	
			45 A	Longwood	3 11	62 H	Purdue	5 18	106 N	North Dakota St.	1 4	
			46 A	Chattanooga	1 9	87 H	Valparaiso	3 10	106 N	North Dakota St.	0 7	
						87 H	Valparaiso	1 9	108 N	UNI	1 7	
									111 A	Cleveland St.	5 11	
									111 A	Cleveland St.	2 4	
									115 H	UMKC	0 9	
									115 H	UMKC	6 8	
									117 A	Loyola (IL)	1 0	
									135 N	Quinnipiac	5 3	
									136 N	UT Martin	0 6	
									150 N	Northwestern St.	4 8	
									157 A	IPFW	0 6	
									157 A	IPFW	8 7	
									157 A	IPFW	1 2	
									174 N	Wright St.	0 2	
									177 H	Tennessee Tech	0 7	
									181 A	Western Ill.	24 20	
									181 A	Western Ill.	0 4	
									181 A	Western Ill.	9 10	
									188 A	Dayton	3 6	
									188 A	Dayton	3 0	
									210 A	Southern Utah	6 13	
									210 A	Southern Utah	2 1	
									210 A	Southern Utah	12 13	
									210 A	Southern Utah	2 1	
									230 A	Indiana St.	2 7	
									230 A	Indiana St.	0 1	
LAST 10 GAMES			157 A IPFW 1 2			115 H UMKC 0 9			210 A Southern Utah 6 13			
			157 A IPFW 8 7			210 A Southern Utah 6 13			210 A Southern Utah 2 1			
			157 A IPFW 0 6			210 A Southern Utah 12 13			210 A Southern Utah 12 13			
			117 A Loyola (IL) 1 0			210 A Southern Utah 2 1			230 A Indiana St. 2 7			
			115 H UMKC 6 8			243 H South Dakota St. 4 6			230 A Indiana St. 0 1			

Non-Div. I Games:

IUPUI

RPI	S	Opponent	Score	
235	N	Army	9	8
243	H	South Dakota St.	4	6
243	H	South Dakota St.	14	6
243	H	South Dakota St.	5	0
247	A	Belmont	9	4
247	A	Belmont	3	6
250	N	Austin Peay	6	1
256	H	Oakland	7	5
256	H	Oakland	7	1
256	H	Oakland	7	12
276	H	Centenary (LA)	0	1
276	H	Centenary (LA)	16	1
276	H	Centenary (LA)	20	3

Average RPI Win:	212	WON-LOST RECORD	WINNING PCT. RANK	LAST 10 GAMES	STRENGTH OF SCHEDULE	OPP. STRENGTH OF SCHEDULE	TEAM RPI	ADJ RPI	CONF. RPI	ADJ CONF. RPI			
DIV. I ONLY		15-31-0	.32609	230	1-9-0	215	260	249	.41093	246	23	24	
DIV. I NON-CONF.		10-16-0	.38462	194	0-2-0	216	281	230	.42909	233	24	26	
<hr/>													
TOTALS	RPI 1-25	RPI 26-50		W-L RECORDS		RPI 51-100		RPI 101-150		RPI 150+			
15-31-0	0-0-0	0-0-0		OVERALL		0-1-0		3-4-0		12-26-0			
7-11-0	0-0-0	0-0-0		HOME		0-0-0		0-0-0		7-11-0			
4-17-0	0-0-0	0-0-0		AWAY		0-0-0		2-3-0		2-14-0			
4-3-0	0-0-0	0-0-0		NEUTRAL		0-1-0		1-1-0		3-1-0			
10-16-0	0-0-0	0-0-0		NON-CONFERENCE		0-1-0		2-3-0		8-12-0			
3-5-0	0-0-0	0-0-0		HOME		0-0-0		0-0-0		3-5-0			
3-8-0	0-0-0	0-0-		AWAY		0-0-0		1-2-0		2-6-0			
4-3-0	0-0-0	0-0-0		NEUTRAL		0-1-0		1-1-0		3-1-0			
5-15-0	0-0-0	0-0-0		CONFERENCE		0-0-0		1-1-0		4-14-0			
4-6-0	0-0-0	0-0-0		HOME		0-0-0		0-0-0		4-6-0			
1-9-0	0-0-0	0-0-0		AWAY		0-0-0		1-1-0		0-8-0			
0-0-0	0-0-0	0-0-0		NEUTRAL		0-0-0		0-0-0		0-0-0			
RPI	S	Opponent	Score	RPI	S	Opponent	Score	RPI	S	Opponent	Score		
						51	N Kansas	2		3			
										107	A Ga. Southern	4	2
										107	A Ga. Southern	1	10
										119	N Iona	4	3
										134	N Liberty	1	2
										135	A Quinnipiac	2	6
										135	A Quinnipiac	11	6
										142	A North Florida	0	9
										156	A Robert Morris	0	4
										156	A Robert Morris	0	14
										159	A Long Island	3	5
										159	A Long Island	4	7
										161	H Bryant	6	7
										161	H Bryant	1	0
										168	H Cornell	10	16
										168	H Cornell	3	4
										170	H Monmouth	5	2
										170	H Monmouth	1	5
										173	H Central Conn. St.	7	8
										173	H Central Conn. St.	5	10
										175	A Sacred Heart	3	7
										175	A Sacred Heart	2	11
										178	A Towson	0	12
										178	A Towson	0	3
										195	A Delaware St.	3	4
										195	A Delaware St.	0	2
										195	N Delaware St.	1	11
										197	H Fairleigh Dickinson	3	4

Non-Div. I Games:

Mt. St. Mary's

Mt. St. Mary's

Average RPI Win: 167		WON-LOST	WINNING	LAST 10	STRENGTH OF		OPP. STRENGTH	TEAM	ADJ		CONF.	ADJ CONF.
Average RPI Loss: 134		RECORD	PCT. RANK	GAMES	SCHEDULE		OF SCHEDULE	RPI	RPI		RPI	RPI
DIV. I ONLY		11-38-0	.22449	267	2-8-0		170	144	250		.41026	247
DIV. I NON-CONF.		7-22-0	.24138	246	0-2-0		227	190	261		.39958	264
TOTALS		RPI 1-25	RPI 26-50		W-L RECORDS		RPI 51-100		RPI 101-150		RPI 150+	
11-38-0		0-1-0	0-4-0		OVERALL		1-8-0		4-13-0		6-12-0	
5-15-0		0-0-0	0-2-0		HOME		0-4-0		2-6-0		3-3-0	
5-15-0		0-1-0	0-1-0		AWAY		1-3-0		1-3-0		3-7-0	
1-8-0		0-0-0	0-1-0		NEUTRAL		0-1-0		1-4-0		0-2-0	
7-22-0		0-1-0	0-2-0		NON-CONFERENCE		0-1-0		2-9-0		5-9-0	
4-6-0		0-0-0	0-0-0		HOME		0-0-0		1-3-0		3-3-0	
2-8-0		0-1-0	0-0-		AWAY		0-0-0		0-2-0		2-4-0	
1-8-0		0-0-0	0-1-0		NEUTRAL		0-1-0		1-4-0		0-2-0	
4-16-0		0-0-0	0-2-0		CONFERENCE		1-7-0		2-4-0		1-3-0	
1-9-0		0-0-0	0-2-0		HOME		0-4-0		1-3-0		0-0-0	
3-7-0		0-0-0	0-0-0		AWAY		1-3-0		1-1-0		1-3-0	
0-0-0		0-0-0	0-0-0		NEUTRAL		0-0-0		0-0-0		0-0-0	
RPI S	Opponent	Score	RPI S	Opponent	Score	RPI S	Opponent	Score	RPI S	Opponent	Score	
18 A	Georgia Tech	2 12	27 A	Auburn	5 8	69 A	Lipscomb	0 6	104 A	Fla. Gulf Coast	7 4	
			44 H	Jacksonville	0 13	69 A	Lipscomb	1 0	104 A	Fla. Gulf Coast	0 6	
			44 H	Jacksonville	0 4	77 N	Georgia St.	2 8	107 N	Ga. Southern	0 11	
			47 N	Penn St.	0 4	92 H	Kennesaw St.	0 9	111 N	Cleveland St.	1 4	
						92 H	Kennesaw St.	0 6	112 H	Campbell	4 12	
						95 A	S.C. Upstate	1 2	112 H	Campbell	3 8	
						95 A	S.C. Upstate	1 4	115 N	UMKC	6 5	
						99 H	Mercer	0 1	116 N	Ball St.	0 8	
						99 H	Mercer	3 5	128 A	Western Ky.	1 9	
									128 A	Western Ky.	1 3	
									136 H	UT Martin	2 8	
									136 H	UT Martin	0 11	
									138 H	SIU Edwardsville	3 4	
									138 H	SIU Edwardsville	2 1	
									142 H	North Florida	1 0	
									142 H	North Florida	2 3	
									145 N	Marshall	0 8	
									166 H	Southeast Mo. St.	3 0	
									166 H	Southeast Mo. St.	6 5	
									174 H	Wright St.	2 13	
									179 A	Murray St.	0 5	
									179 A	Murray St.	2 3	
									179 N	Murray St.	0 8	
									185 A	Stetson	10 5	
									185 A	Stetson	1 3	
									217 N	Bowling Green	2 4	
									225 A	East Tenn. St.	0 2	
LAST 10 GAMES			LAST 10 GAMES			LAST 10 GAMES			LAST 10 GAMES			
			69 A	Lipscomb	1 0	99 H	Mercer	0 1				
			69 A	Lipscomb	0 6	136 H	UT Martin	2 8				
			92 H	Kennesaw St.	0 6	136 H	UT Martin	0 11				
			92 H	Kennesaw St.	0 9	104 A	Fla. Gulf Coast	7 4				
			99 H	Mercer	3 5	104 A	Fla. Gulf Coast	0 6				

Non-Div. I Games:

Belmont

Belmont

Average RPI Win: 232		WON-LOST	WINNING	LAST 10	STRENGTH OF		OPP. STRENGTH	TEAM	ADJ	CONF.	ADJ CONF.
Average RPI Loss: 137		RECORD	PCT. RANK	GAMES	SCHEDULE		OF SCHEDULE	RPI	RPI	RPI	RPI
DIV. I ONLY		17-33-0	.34	223	5-5-0		244	182	247	.40936	248
DIV. I NON-CONF.		4-25-0	.13793	273	0-0-0		195	73	268	.39467	269
TOTALS		RPI 1-25	RPI 26-50		W-L RECORDS		RPI 51-100		RPI 101-150		RPI 150+
17-33-0	0-3-0	0-4-0		OVERALL		1-3-0		1-11-0		15-12-0	
9-5-0	0-0-0	0-0-0		HOME		0-0-0		1-3-0		8-2-0	
5-13-0	0-3-0	0-2-0		AWAY		0-1-0		0-4-0		5-3-0	
3-15-0	0-0-0	0-2-0		NEUTRAL		1-2-0		0-4-0		2-7-0	
4-25-0	0-3-0	0-4-0		NON-CONFERENCE		1-3-0		0-7-0		3-8-0	
1-1-0	0-0-0	0-0-0		HOME		0-0-0		0-0-0		1-1-0	
1-11-0	0-3-0	0-0-		AWAY		0-1-0		0-3-0		1-2-0	
2-13-0	0-0-0	0-2-0		NEUTRAL		1-2-0		0-4-0		1-5-0	
13-8-0	0-0-0	0-0-0		CONFERENCE		0-0-0		1-4-0		12-4-0	
8-4-0	0-0-0	0-0-0		HOME		0-0-0		1-3-0		7-1-0	
4-2-0	0-0-0	0-0-0		AWAY		0-0-0		0-1-0		4-1-0	
1-2-0	0-0-0	0-0-0		NEUTRAL		0-0-0		0-0-0		1-2-0	
RPI S	Opponent	Score		RPI S	Opponent	Score		RPI S	Opponent	Score	
1 A	Arizona St.	0	9	33 N	East Carolina	3	11	72 N	Wisconsin	4	7
21 A	Oklahoma St.	0	6	50 A	New Mexico St.	3	7	73 N	Minnesota	12	4
21 A	Oklahoma St.	0	8	50 A	New Mexico St.	1	6	73 N	Minnesota	0	5
				50 N	New Mexico St.	5	13	97 A	Utah	3	5
				LAST 10 GAMES							
				268 H	Seattle	10	0	133 H	Portland St.	0	4
				268 H	Seattle	1	6	133 H	Portland St.	2	11
				268 H	Seattle	3	0	133 H	Portland St.	3	2
				268 H	Seattle	3	2	249 A	Utah Valley	10	2
				133 H	Portland St.	2	10	249 N	Utah Valley	2	6
								249 N	Utah Valley	3	4
								249 N	Utah Valley	10	1
								254 N	North Dakota	1	4

Non-Div. I Games: Adams St. 1 2 Adams St. 7 10

Northern Colo.



RPI	S	Opponent	Score	
258	H	Idaho St.	8	4
258	H	Idaho St.	9	5
258	H	Idaho St.	5	3
258	H	Idaho St.	10	0
268	H	Seattle	10	0
268	H	Seattle	3	2
268	H	Seattle	3	0
268	H	Seattle	1	6
273	A	Weber St.	7	6
273	A	Weber St.	10	5
273	A	Weber St.	6	3
273	A	Weber St.	2	3

Northern Colo.

N  
o  
r  
t  
h  
e  
r  
n  
C  
o  
l  
o  
.

N  
o  
r  
t  
h  
e  
r  
n  
C  
o  
l  
o  
.

U  
t  
a  
h  
v  
a  
l  
l  
e  
y

Utah Valley

RPI	S	Opponent	Score	
254	N	North Dakota	2	8
258	H	Idaho St.	1	4
258	H	Idaho St.	4	5
258	H	Idaho St.	12	7
258	H	Idaho St.	3	7
268	A	Seattle	6	3
268	A	Seattle	2	8
268	A	Seattle	4	10
268	A	Seattle	8	4
269	N	South Dakota	4	0
269	N	South Dakota	2	1
273	A	Weber St.	4	3
273	A	Weber St.	10	6
273	A	Weber St.	8	7
273	A	Weber St.	8	0

Utah Valley

U  
t  
a  
h  
V  
a  
l  
l  
e  
y

U  
t  
a  
h  
V  
a  
l  
l  
e  
y

Average RPI Win: 177		WON-LOST RECORD		WINNING PCT. RANK		LAST 10 GAMES		STRENGTH OF SCHEDULE		OPP. STRENGTH OF SCHEDULE		TEAM RPI		ADJ RPI		CONF. RPI		ADJ CONF. RPI		
DIV. I ONLY		12-40-0		.23077	265	2-8-0		177		198		251		.40891		250	19		19	
DIV. I NON-CONF.		5-16-0		.2381	249	0-0-0		165		205		243		.42206		242	21		20	
TOTALS		RPI 1-25		RPI 26-50		W-L RECORDS		RPI 51-100		RPI 101-150		RPI 150+								
12-40-0		0-2-0		0-0-0		OVERALL		1-9-0		4-6-0		7-23-0								
8-17-0		0-2-0		0-0-0		HOME		1-2-0		3-4-0		4-9-0								
3-15-0		0-0-0		0-0-0		AWAY		0-4-0		1-1-0		2-10-0								
1-8-0		0-0-0		0-0-0		NEUTRAL		0-3-0		0-1-0		1-4-0								
5-16-0		0-2-0		0-0-0		NON-CONFERENCE		0-4-0		1-3-0		4-7-0								
3-7-0		0-2-0		0-0-0		HOME		0-0-0		1-2-0		2-3-0								
1-2-0		0-0-0		0-0-		AWAY		0-1-0		0-0-0		1-1-0								
1-7-0		0-0-0		0-0-0		NEUTRAL		0-3-0		0-1-0		1-3-0								
7-24-0		0-0-0		0-0-0		CONFERENCE		1-5-0		3-3-0		3-16-0								
5-10-0		0-0-0		0-0-0		HOME		1-2-0		2-2-0		2-6-0								
2-13-0		0-0-0		0-0-0		AWAY		0-3-0		1-1-0		1-9-0								
0-1-0		0-0-0		0-0-0		NEUTRAL		0-0-0		0-0-0		0-1-0								
RPI	S	Opponent		Score		RPI	S	Opponent		Score		RPI	S	Opponent		Score				
23	H	Kentucky		0	13			67	N	South Ala.	1	4	111	H	Cleveland St.		0	7		
23	H	Kentucky		0	16			67	N	South Ala.	2	11	115	H	UMKC		5	4		
								75	H	Eastern Ill.	2	7	116	H	Ball St.		2	9		
								75	H	Eastern Ill.	3	2	128	N	Western Ky.		0	5		
								75	H	Eastern Ill.	2	11	136	A	UT Martin		0	6		
								76	A	Jacksonville St.	0	1	136	A	UT Martin		7	6		
								76	A	Jacksonville St.	0	5	136	H	UT Martin		5	2		
								76	A	Jacksonville St.	2	5	138	H	SIU Edwardsville		4	2		
								92	A	Kennesaw St.	0	1	138	H	SIU Edwardsville		3	4		
								99	N	Mercer	0	8	138	H	SIU Edwardsville		2	6		
													152	A	Ole Miss		3	4		
													155	H	Eastern Mich.		5	4		
													155	H	Eastern Mich.		1	3		
													155	H	Eastern Mich.		3	8		
													166	A	Southeast Mo. St.		5	8		
													166	A	Southeast Mo. St.		2	1		
													166	A	Southeast Mo. St.		1	9		
													166	N	Southeast Mo. St.		3	6		
													174	N	Wright St.		4	7		
													174	N	Wright St.		1	3		
													177	A	Tennessee Tech		2	8		
													177	A	Tennessee Tech		0	3		
													177	A	Tennessee Tech		0	8		
													179	H	Murray St.		3	14		
													179	H	Murray St.		2	12		
													179	H	Murray St.		6	5		
													201	A	Morehead St.		2	3		
LAST 10 GAMES																				
				138	H	SIU Edwardsville	3	4	177	A	Tennessee Tech	2	8							
				138	H	SIU Edwardsville	4	2	75	H	Eastern Ill.	2	11							
				138	H	SIU Edwardsville	2	6	75	H	Eastern Ill.	2	7							
				177	A	Tennessee Tech	0	3	75	H	Eastern Ill.	3	2							
				177	A	Tennessee Tech	0	8	76	A	Jacksonville St.	0	1							

Non-Div. I Games:

Austin Peay

RPI	S	Opponent	Score	
201	A	Morehead St.	2	5
201	A	Morehead St.	11	16
203	H	Eastern Ky.	4	9
203	H	Eastern Ky.	2	11
203	H	Eastern Ky.	3	5
245	N	IUPUI	1	6
247	A	Belmont	9	4
247	H	Belmont	6	1
247	H	Belmont	4	5
252	A	Tennessee St.	1	10
252	H	Tennessee St.	8	0
252	H	Tennessee St.	0	1
278	N	Alabama St.	8	1

Austin Peay

A  
u  
s  
t  
i  
n  
P  
e  
a  
y

A  
u  
s  
t  
i  
n  
P  
e  
a  
y

Average RPI Win:	225	WON-LOST	WINNING	LAST 10	STRENGTH OF	OPP. STRENGTH	TEAM	ADJ	CONF.	ADJ CONF.	
Average RPI Loss:	191	RECORD	PCT. RANK	GAMES	SCHEDULE	OF SCHEDULE	RPI	RPI	RPI	RPI	
DIV. I ONLY	18-31-0	.36735	216	2-8-0	237	272	248	.40724	251	28	28
DIV. I NON-CONF.	8-19-0	.2963	232	1-3-0	229	264	258	.40136	261	29	28
<hr/>											
TOTALS	RPI 1-25	RPI 26-50		W-L RECORDS		RPI 51-100		RPI 101-150		RPI 150+	
18-31-0	0-0-0	0-0-0		OVERALL		0-2-0		3-6-0		15-23-0	
6-13-0	0-0-0	0-0-0		HOME		0-0-0		1-0-0		5-13-0	
7-9-0	0-0-0	0-0-0		AWAY		0-2-0		1-3-0		6-4-0	
5-9-0	0-0-0	0-0-0		NEUTRAL		0-0-0		1-3-0		4-6-0	
8-19-0	0-0-0	0-0-0		NON-CONFERENCE		0-2-0		2-2-0		6-15-0	
1-6-0	0-0-0	0-0-0		HOME		0-0-0		1-0-0		0-6-0	
2-6-0	0-0-0	0-0-		AWAY		0-2-0		0-0-0		2-4-0	
5-7-0	0-0-0	0-0-0		NEUTRAL		0-0-0		1-2-0		4-5-0	
10-12-0	0-0-0	0-0-0		CONFERENCE		0-0-0		1-4-0		9-8-0	
5-7-0	0-0-0	0-0-0		HOME		0-0-0		0-0-0		5-7-0	
5-3-0	0-0-0	0-0-0		AWAY		0-0-0		1-3-0		4-0-0	
0-2-0	0-0-0	0-0-0		NEUTRAL		0-0-0		0-1-0		0-1-0	
RPI	S	Opponent	Score	RPI	S	Opponent	Score	RPI	S	Opponent	Score

Non-Div. I Games:

Holy Cross

RPI	S	Opponent	Score	
235	H	Army	13	4
235	H	Army	2	3
235	H	Army	4	3
235	H	Army	7	8
235	N	Army	5	6
236	N	Yale	7	4
253	N	Wagner	6	3
260	A	Hartford	7	12
266	H	Rhode Island	4	8
266	H	Rhode Island	6	13
269	N	South Dakota	3	8
270	H	Bucknell	6	14
270	H	Bucknell	2	0
270	H	Bucknell	4	2
270	H	Bucknell	3	4
275	N	La Salle	7	2
279	A	Lafayette	10	5
279	A	Lafayette	13	5
279	A	Lafayette	3	2
279	A	Lafayette	5	2

Holy Cross

H  
O  
L  
Y  
C  
R  
O  
S  
S

H  
O  
L  
Y  
C  
R  
O  
S  
S

[illegible]

**Non-Div. I Games:**

Tennessee St.



Tennessee St.

Average RPI Win:	214	WON-LOST	WINNING	LAST 10	STRENGTH OF	OPP. STRENGTH	TEAM	ADJ	CONF.	ADJ CONF.					
Average RPI Loss:	175	RECORD	PCT. RANK	GAMES	SCHEDULE	OF SCHEDULE	RPI	RPI	RPI	RPI					
DIV. I ONLY		12-26-0	.31579	234	6-4-0	236	250	253	.40141	253	23	24			
DIV. I NON-CONF.		5-15-0	.25	241	3-1-0	276	262	278	.36083	279	24	26			
<hr/>															
TOTALS	RPI 1-25	RPI 26-50		W-L RECORDS		RPI 51-100		RPI 101-150		RPI 150+					
12-26-0	0-0-0	0-0-0		OVERALL		0-3-0		1-4-0		11-19-0					
9-8-0	0-0-0	0-0-0		HOME		0-0-0		1-1-0		8-7-0					
2-6-0	0-0-0	0-0-0		AWAY		0-0-0		0-0-0		2-6-0					
1-12-0	0-0-0	0-0-0		NEUTRAL		0-3-0		0-3-0		1-6-0					
<hr/>															
5-15-0	0-0-0	0-0-0		NON-CONFERENCE		0-3-0		0-3-0		5-9-0					
4-3-0	0-0-0	0-0-0		HOME		0-0-0		0-0-0		4-3-0					
0-0-0	0-0-0	0-0-		AWAY		0-0-0		0-0-0		0-0-0					
1-12-0	0-0-0	0-0-0		NEUTRAL		0-3-0		0-3-0		1-6-0					
<hr/>															
7-11-0	0-0-0	0-0-0		CONFERENCE		0-0-0		1-1-0		6-10-0					
5-5-0	0-0-0	0-0-0		HOME		0-0-0		1-1-0		4-4-0					
2-6-0	0-0-0	0-0-0		AWAY		0-0-0		0-0-0		2-6-0					
0-0-0	0-0-0	0-0-0		NEUTRAL		0-0-0		0-0-0		0-0-0					
<hr/>															
RPI	S	Opponent	Score	RPI	S	Opponent	Score	RPI	S	Opponent	Score				
				84 N Radford				2	3	101 N Central Mich.				0	11
				87 N Valparaiso				0	3	117 N Loyola (IL)				0	3
				89 N St. Joseph's				0	5	135 H Quinnipiac				4	3
								135 H Quinnipiac				1	11		
								147 N Lehigh				0	8		
								156 A Robert Morris				1	3		
								156 A Robert Morris				0	2		
								159 A Long Island				6	4		
								159 A Long Island				3	1		
								161 A Bryant				0	26		
								161 A Bryant				3	11		
								163 N Bethune-Cookman				1	2		
								170 H Monmouth				3	6		
								170 H Monmouth				0	10		
								171 N Colgate				4	2		
								173 H Central Conn. St.				8	7		
								173 H Central Conn. St.				2	6		
								175 A Sacred Heart				0	4		
								175 A Sacred Heart				1	7		
				197 H Fairleigh Dickinson				1	0						
				197 H Fairleigh Dickinson				0	3						
				203 N Eastern Ky.				0	8						
				207 H Manhattan				7	9						
				236 H Yale				1	9						
				236 H Yale				7	4						
				236 N Yale				0	4						
				246 H Mt. St. Mary's				4	2						
<hr/>															
LAST 10 GAMES															
170 H Monmouth				0	10	159 A Long Island				3	1	207 H Manhattan		7	9
170 H Monmouth				3	6	236 H Yale				7	4	236 H Yale		1	9
281 H St. Peter's				10	2	236 H Yale				1	9	236 H Yale		7	4
281 H St. Peter's				5	2	173 H Central Conn. St.				8	7	236 N Yale		0	4
159 A Long Island				6	4	173 H Central Conn. St.				2	6	246 H Mt. St. Mary's		4	2

Non-Div. I Games:

Wagner

RPI	S	Opponent	Score	
246	H	Mt. St. Mary's	2	0
251	N	Holy Cross	3	6
255	N	Toledo	1	7
262	N	Detroit	2	3
279	H	Lafayette	1	15
279	H	Lafayette	2	1
281	H	St. Peter's	5	2
281	H	St. Peter's	10	2

Wagner

Average RPI Win:	226	WON-LOST RECORD	WINNING PCT. RANK	LAST 10 GAMES	STRENGTH OF SCHEDULE	OPP. STRENGTH OF SCHEDULE	TEAM RPI	ADJ RPI	CONF. RPI	ADJ CONF. RPI			
DIV. I ONLY		14-35-0	.28571	245	4-3-0	229	219	254	.40003	254	29	29	
DIV. I NON-CONF.		10-30-0	.25	241	2-2-0	218	213	260	.40179	259	28	29	
<hr/>													
TOTALS	RPI 1-25	RPI 26-50		W-L RECORDS		RPI 51-100		RPI 101-150		RPI 150+			
14-35-0	0-0-0	0-2-0		OVERALL		0-7-0		2-11-0		12-15-0			
0-1-0	0-0-0	0-0-0		HOME		0-0-0		0-0-0		0-1-0			
2-19-0	0-0-0	0-1-0		AWAY		0-2-0		0-10-0		2-6-0			
12-15-0	0-0-0	0-1-0		NEUTRAL		0-5-0		2-1-0		10-8-0			
10-30-0	0-0-0	0-2-0		NON-CONFERENCE		0-7-0		2-11-0		8-10-0			
0-1-0	0-0-0	0-0-0		HOME		0-0-0		0-0-0		0-1-0			
2-19-0	0-0-0	0-0-		AWAY		0-2-0		0-10-0		2-6-0			
8-10-0	0-0-0	0-1-0		NEUTRAL		0-5-0		2-1-0		6-3-0			
4-5-0	0-0-0	0-0-0		CONFERENCE		0-0-0		0-0-0		4-5-0			
0-0-0	0-0-0	0-0-0		HOME		0-0-0		0-0-0		0-0-0			
0-0-0	0-0-0	0-0-0		AWAY		0-0-0		0-0-0		0-0-0			
4-5-0	0-0-0	0-0-0		NEUTRAL		0-0-0		0-0-0		4-5-0			
RPI	S	Opponent	Score	RPI	S	Opponent	Score	RPI	S	Opponent	Score		
				28	A	Tulsa	0 6	68	N	Iowa St.	6 7		
				50	N	New Mexico St.	4 14	72	A	Wisconsin	0 7		
								72	A	Wisconsin	0 5		
								74	N	Texas St.	0 11		
								82	N	Harvard	1 6		
								86	N	Drake	1 2		
								86	N	Drake	3 7		
										108	A	UNI	1 9
										115	A	UMKC	3 4
										115	A	UMKC	0 4
										123	A	Loyola Marymount	3 4
										130	N	St. Louis	0 1
										130	N	St. Louis	6 0
										133	A	Portland St.	1 3
										133	A	Portland St.	0 5
										139	N	Ohio St.	7 4
										144	A	Creighton	3 6
										144	A	Creighton	1 9
										146	A	Cal St. Northridge	6 8
										146	A	Cal St. Northridge	3 8
										163	N	Bethune-Cookman	4 5
										169	N	Green Bay	10 1
										176	N	Houston Baptist	2 3
										176	N	Houston Baptist	6 3
										176	N	Houston Baptist	6 7
										176	N	Houston Baptist	2 7
										187	A	UTEP	9 13
										187	H	UTEP	5 6
										187	N	UTEP	5 8
										216	A	UC Riverside	1 3
										232	N	Bradley	4 3
										243	A	South Dakota St.	6 0
										243	A	South Dakota St.	0 5
										248	N	Northern Colo.	4 1
<hr/>													
Non-Div. I Games:	Mayville St.	10	2	Valley City St.	3	1	Mayville St.	8	2	Valley City St.	5	0	
	Jamestown	5	1	Jamestown	3	1						North Dakota	

RPI	S	Opponent	Score	
249	A	Utah Valley	0	5
249	N	Utah Valley	3	2
249	N	Utah Valley	1	3
249	N	Utah Valley	8	2
249	N	Utah Valley	14	0
269	N	South Dakota	3	5
269	N	South Dakota	0	1
269	N	South Dakota	4	3
269	N	South Dakota	3	2
269	N	South Dakota	6	2
273	A	Weber St.	6	13
273	A	Weber St.	2	3
273	A	Weber St.	3	2

North Dakota

N  
o  
r  
t  
h  
D  
a  
k  
o  
t  
a

N  
o  
r  
t  
h  
D  
a  
k  
o  
t  
a

Average RPI Win:	166	WON-LOST	WINNING	LAST 10	STRENGTH OF	OPP. STRENGTH	TEAM	ADJ	CONF.	ADJ CONF.					
Average RPI Loss:	141	RECORD	PCT. RANK	GAMES	SCHEDULE	OF SCHEDULE	RPI	RPI	RPI	RPI					
DIV. I ONLY		8-43-0	.15686	281	0-10-0	135	195	258	.39988	255	17	15			
DIV. I NON-CONF.		5-24-0	.17241	268	0-4-0	115	228	247	.41202	253	15	15			
<hr/>															
TOTALS	RPI 1-25	RPI 26-50		W-L RECORDS		RPI 51-100		RPI 101-150		RPI 150+					
8-43-0	0-0-0	0-2-0		OVERALL		1-8-0		2-13-0		5-20-0					
2-14-0	0-0-0	0-0-0		HOME		0-2-0		0-6-0		2-6-0					
3-14-0	0-0-0	0-1-0		AWAY		1-1-0		1-3-0		1-9-0					
3-15-0	0-0-0	0-1-0		NEUTRAL		0-5-0		1-4-0		2-5-0					
<hr/>															
5-24-0	0-0-0	0-2-0		NON-CONFERENCE		1-5-0		1-5-0		3-12-0					
0-2-0	0-0-0	0-0-0		HOME		0-0-0		0-2-0		0-0-0					
2-8-0	0-0-0	0-0-		AWAY		1-0-0		0-0-0		1-7-0					
3-14-0	0-0-0	0-1-0		NEUTRAL		0-5-0		1-3-0		2-5-0					
<hr/>															
3-19-0	0-0-0	0-0-0		CONFERENCE		0-3-0		1-8-0		2-8-0					
2-12-0	0-0-0	0-0-0		HOME		0-2-0		0-4-0		2-6-0					
1-6-0	0-0-0	0-0-0		AWAY		0-1-0		1-3-0		0-2-0					
0-1-0	0-0-0	0-0-0		NEUTRAL		0-0-0		0-1-0		0-0-0					
<hr/>															
RPI	S	Opponent	Score	RPI	S	Opponent	Score	RPI	S	Opponent	Score	RPI	S	Opponent	Score
				44	N	Jacksonville	0 7	53	A	South Fla.	5 4	101	A	Central Mich.	0 8
				46	A	Chattanooga	4 13	57	N	Massachusetts	0 17	101	A	Central Mich.	1 9
								62	N	Purdue	0 1	102	H	Ohio	0 7
								84	N	Radford	3 8	102	H	Ohio	0 8
								84	N	Radford	1 9	111	H	Cleveland St.	0 8
								85	A	Miami (OH)	0 8	111	H	Cleveland St.	2 11
								85	H	Miami (OH)	2 8	116	H	Ball St.	1 7
								85	H	Miami (OH)	1 7	116	H	Ball St.	3 13
								89	N	St. Joseph's	5 6	116	N	Ball St.	2 6
												124	A	Northern Ill.	7 6
												124	A	Northern Ill.	4 13
												126	N	St. John's (NY)	5 11
												136	N	UT Martin	2 11
												145	N	Marshall	13 0
												150	N	Northwestern St.	3 4
												155	A	Eastern Mich.	0 7
												155	A	Eastern Mich.	1 13
												156	N	Robert Morris	1 6
												157	A	IPFW	1 17
												157	A	IPFW	5 1
												160	H	Kent St.	1 11
												160	H	Kent St.	9 20
												163	N	Bethune-Cookman	5 14
												169	N	Green Bay	11 5
												174	A	Wright St.	3 8
												174	A	Wright St.	2 6
												177	N	Tennessee Tech	1 9
<hr/>															
				LAST 10 GAMES											
				102	H	Ohio	0 7	174	A	Wright St.	3 8				
				102	H	Ohio	0 8	256	A	Oakland	6 7				
				189	H	Akron	5 7	256	A	Oakland	1 2				
				189	H	Akron	3 13	85	H	Miami (OH)	2 8				
				174	A	Wright St.	2 6	85	H	Miami (OH)	1 7				

Non-Div. I Games:

Toledo

RPI	S	Opponent	Score
189	H	Akron	3 13
189	H	Akron	5 7
204	N	Maine	0 6
208	H	Buffalo	4 5
208	H	Buffalo	6 2
217	H	Bowling Green	2 10
217	H	Bowling Green	6 4
225	N	East Tenn. St.	1 6
234	A	Youngstown St.	0 10
234	A	Youngstown St.	3 4
253	N	Wagner	7 1
256	A	Oakland	1 2
256	A	Oakland	6 7

Toledo

Average RPI Win:	221	WON-LOST	WINNING	LAST 10	STRENGTH OF	OPP. STRENGTH	TEAM	ADJ	CONF.	ADJ CONF.	
Average RPI Loss:	171	RECORD	PCT. RANK	GAMES	SCHEDULE	OF SCHEDULE	RPI	RPI	RPI	RPI	
DIV. I ONLY	17-29-0	.36957	213	6-4-0	273	234	257	.39947	256	25	25
DIV. I NON-CONF.	9-13-0	.40909	184	3-1-0	278	240	253	.4146	248	23	23
TOTALS	RPI 1-25	RPI 26-50	W-L RECORDS		RPI 51-100	RPI 101-150		RPI 150+			
17-29-0	0-0-0	0-0-0	OVERALL		2-5-0	0-6-0		15-18-0			
9-7-0	0-0-0	0-0-0	HOME		1-1-0	0-3-0		8-3-0			
6-18-0	0-0-0	0-0-0	AWAY		1-4-0	0-0-0		5-14-0			
2-4-0	0-0-0	0-0-0	NEUTRAL		0-0-0	0-3-0		2-1-0			
9-13-0	0-0-0	0-0-0	NON-CONFERENCE		2-5-0	0-0-0		7-8-0			
3-1-0	0-0-0	0-0-0	HOME		1-1-0	0-0-0		2-0-0			
4-11-0	0-0-0	0-0-	AWAY		1-4-0	0-0-0		3-7-0			
2-1-0	0-0-0	0-0-0	NEUTRAL		0-0-0	0-0-0		2-1-0			
8-16-0	0-0-0	0-0-0	CONFERENCE		0-0-0	0-6-0		8-10-0			
6-6-0	0-0-0	0-0-0	HOME		0-0-0	0-3-0		6-3-0			
2-7-0	0-0-0	0-0-0	AWAY		0-0-0	0-0-0		2-7-0			
0-3-0	0-0-0	0-0-0	NEUTRAL		0-0-0	0-3-0		0-0-0			
RPI S	Opponent	Score	RPI S	Opponent	Score	RPI S	Opponent	Score	RPI S	Opponent	Score
						83 A	Michigan St.	0 8	106 N	North Dakota St.	2 10
						83 A	Michigan St.	5 3	106 N	North Dakota St.	1 2
						95 A	S.C. Upstate	0 5	106 N	North Dakota St.	5 12
						98 H	Western Mich.	0 13	115 H	UMKC	4 5
						98 H	Western Mich.	2 1	115 H	UMKC	5 11
						99 A	Mercer	1 6	115 H	UMKC	2 4
						99 A	Mercer	0 8	155 A	Eastern Mich.	2 10
									155 A	Eastern Mich.	6 1
									157 H	IPFW	5 1
									157 H	IPFW	0 9
									157 H	IPFW	3 2
									181 A	Western Ill.	2 5
									181 A	Western Ill.	1 12
									181 A	Western Ill.	4 5
									201 A	Morehead St.	0 2
									201 A	Morehead St.	7 8
									210 H	Southern Utah	2 1
									210 H	Southern Utah	7 4
									210 H	Southern Utah	3 6
									214 A	Presbyterian	0 7
									214 A	Presbyterian	1 5
									223 A	Furman	1 5
									223 A	Furman	1 9
									227 N	Howard	3 4
									243 A	South Dakota St.	2 3
									243 A	South Dakota St.	0 3
									243 A	South Dakota St.	4 3

Non-Div. I Games:

Oakland



RPI	S	Opponent	Score	
245	A	IUPUI	5	7
245	A	IUPUI	1	7
245	A	IUPUI	12	7
255	H	Toledo	7	6
255	H	Toledo	2	1
275	N	La Salle	4	3
276	H	Centenary (LA)	11	3
276	H	Centenary (LA)	8	0
276	H	Centenary (LA)	2	9
279	N	Lafayette	7	3
288	A	South Carolina St.	9	0
288	A	South Carolina St.	11	3

Oakland

O  
a  
k  
l  
a  
n  
d

O  
a  
k  
l  
a  
n  
d



RPI	S	Opponent	Score	
219	A	Delaware	1	2
219	A	Delaware	2	3
222	A	Winthrop	3	6
226	H	Gardner-Webb	2	3
226	N	Gardner-Webb	5	0
229	H	Drexel	5	6
229	H	Drexel	2	3
229	H	Drexel	2	3
233	N	Georgetown	3	0
233	N	Georgetown	1	2
263	A	Western Caro.	8	2
263	A	Western Caro.	1	7
286	A	N.C. Central	5	0
287	A	N.C. A&T	5	6
287	A	N.C. A&T	6	2

UNC Wilmington

U  
N  
C  
W  
i  
l  
m  
i  
n  
g  
t  
o  
n

U  
N  
C  
W  
i  
l  
m  
i  
n  
g  
t  
o  
n



RPI	S	Opponent	Score	
268	H	Seattle	10	11
268	H	Seattle	12	8
268	H	Seattle	5	4
268	N	Seattle	8	0
273	H	Weber St.	8	5
273	H	Weber St.	11	2
273	H	Weber St.	6	5
273	H	Weber St.	0	1

Idaho St.

I  
d  
a  
h  
o  
s  
t  
.

I  
d  
a  
h  
o  
s  
t  
.

Average RPI Win: 220		WON-LOST	WINNING	LAST 10	STRENGTH OF		OPP. STRENGTH	TEAM	ADJ	CONF.	ADJ CONF.
Average RPI Loss: 147		RECORD	PCT. RANK	GAMES	SCHEDULE		OF SCHEDULE	RPI	RPI	RPI	RPI
DIV. I ONLY		17-35-0	.32692	229	2-8-0		268	170	260	.3977	259
DIV. I NON-CONF.		10-19-0	.34483	218	0-0-0		262	100	245	.41959	245
TOTALS		RPI 1-25	RPI 26-50		W-L RECORDS		RPI 51-100		RPI 101-150		RPI 150+
17-35-0		0-4-0	0-0-0		OVERALL		1-5-0		2-7-0		14-19-0
11-15-0		0-2-0	0-0-0		HOME		0-0-0		0-2-0		11-11-0
4-14-0		0-0-0	0-0-0		AWAY		1-3-0		2-4-0		1-7-0
2-6-0		0-2-0	0-0-0		NEUTRAL		0-2-0		0-1-0		2-1-0
10-19-0		0-4-0	0-0-0		NON-CONFERENCE		1-5-0		2-2-0		7-8-0
7-11-0		0-2-0	0-0-0		HOME		0-0-0		0-2-0		7-7-0
3-3-0		0-0-0	0-0-		AWAY		1-3-0		2-0-0		0-0-0
0-5-0		0-2-0	0-0-0		NEUTRAL		0-2-0		0-0-0		0-1-0
7-16-0		0-0-0	0-0-0		CONFERENCE		0-0-0		0-5-0		7-11-0
4-4-0		0-0-0	0-0-0		HOME		0-0-0		0-0-0		4-4-0
1-11-0		0-0-0	0-0-0		AWAY		0-0-0		0-4-0		1-7-0
2-1-0		0-0-0	0-0-0		NEUTRAL		0-0-0		0-1-0		2-0-0
RPI S	Opponent	Score	RPI S	Opponent	Score	RPI S	Opponent	Score	RPI S	Opponent	Score
7 N	California	1 14				52 A	Pacific	9 10	110 H	UC Santa Barbara	2 5
9 N	Oklahoma	2 11				52 A	Pacific	0 11	110 H	UC Santa Barbara	1 11
13 H	Washington	0 9				88 A	Cal St. Fullerton	6 2	123 A	Loyola Marymount	0 1
13 H	Washington	0 8				88 A	Cal St. Fullerton	0 1	123 A	Loyola Marymount	9 10
						88 N	Cal St. Fullerton	0 3	123 A	Loyola Marymount	0 8
						93 N	North Texas	4 8	123 A	Loyola Marymount	5 14
									133 N	Portland St.	5 6
									146 A	Cal St. Northridge	2 1
									146 A	Cal St. Northridge	2 0
									152 N	Ole Miss	1 9
									162 A	San Diego	2 3
									162 A	San Diego	1 7
									162 A	San Diego	1 9
									162 A	San Diego	7 8
									180 H	Sacramento St.	4 2
									180 H	Sacramento St.	3 12
									180 H	Sacramento St.	6 5
									180 H	Sacramento St.	3 9
									204 H	San Jose St.	0 8
									204 H	San Jose St.	2 6
									204 H	San Jose St.	1 3
									204 H	San Jose St.	1 3
									212 A	St. Mary's (CA)	5 3
									212 A	St. Mary's (CA)	2 9
									212 A	St. Mary's (CA)	3 5
									212 A	St. Mary's (CA)	0 10
									216 H	UC Riverside	7 1
			LAST 10 GAMES								
			180 H	Sacramento St.	3 9	123 A	Loyola Marymount	0 8	212 A	St. Mary's (CA)	5 3
			180 H	Sacramento St.	3 12	123 A	Loyola Marymount	9 10	212 A	St. Mary's (CA)	2 9
			180 H	Sacramento St.	4 2	123 A	Loyola Marymount	0 1	212 A	St. Mary's (CA)	3 5
			180 H	Sacramento St.	6 5	212 A	St. Mary's (CA)	3 5	212 A	St. Mary's (CA)	0 10
			123 A	Loyola Marymount	5 14	212 A	St. Mary's (CA)	2 9	216 H	UC Riverside	7 1

Non-Div. I Games:

Cal St. Bakersfield

RPI	S	Opponent	Score	
216	H	UC Riverside	8	3
240	H	Utah St.	1	3
240	H	Utah St.	4	3
240	H	Utah St.	6	9
240	H	Utah St.	4	1
258	N	Idaho St.	5	3
265	H	Santa Clara	10	7
265	H	Santa Clara	6	2
265	H	Santa Clara	0	3
265	H	Santa Clara	3	4
269	H	South Dakota	2	5
269	H	South Dakota	4	1
269	H	South Dakota	4	2
269	H	South Dakota	9	1
273	N	Weber St.	9	7

Cal St. Bakersfield

C  
a  
l  
S  
t  
.  
B  
a  
k  
e  
r  
s  
f  
i  
e  
l  
d

C  
a  
l  
S  
t  
.  
B  
a  
k  
e  
r  
s  
f  
i  
e  
l  
d

H  
a  
r  
t  
f  
o  
r  
d

Hartford



RPI	S	Opponent	Score	
207	A	Manhattan	2	10
209	H	Stony Brook	4	3
209	H	Stony Brook	1	2
209	H	Stony Brook	5	3
220	A	UMBC	1	8
220	A	UMBC	0	4
220	A	UMBC	3	8
234	H	Youngstown St.	1	5
235	N	Army	3	2
236	N	Yale	6	7
251	H	Holy Cross	12	7
269	H	South Dakota	8	1
269	H	South Dakota	1	8
270	N	Bucknell	1	3
271	N	Rider	9	10
281	N	St. Peter's	11	0

Hartford

H  
a  
r  
t  
f  
o  
r  
d

H  
a  
r  
t  
f  
o  
r  
d

Average RPI Win:	215	WON-LOST	WINNING	LAST 10	STRENGTH OF	OPP. STRENGTH	TEAM	ADJ	CONF.	ADJ CONF.							
Average RPI Loss:	173	RECORD	PCT. RANK	GAMES	SCHEDULE	OF SCHEDULE	RPI	RPI	RPI	RPI							
DIV. I ONLY		10-38-0	.20833	271	1-9-0	203	255	267	.39286	261	23	24					
DIV. I NON-CONF.		8-22-0	.26667	239	0-0-0	219	266	263	.40353	258	24	26					
<hr/>																	
TOTALS	RPI 1-25	RPI 26-50		W-L RECORDS		RPI 51-100		RPI 101-150		RPI 150+							
10-38-0	0-0-0	0-0-0		OVERALL		0-1-0		1-6-0		9-31-0							
1-6-0	0-0-0	0-0-0		HOME		0-0-0		0-0-0		1-6-0							
3-17-0	0-0-0	0-0-0		AWAY		0-0-0		0-2-0		3-15-0							
6-15-0	0-0-0	0-0-0		NEUTRAL		0-1-0		1-4-0		5-10-0							
<hr/>																	
8-22-0	0-0-0	0-0-0		NON-CONFERENCE		0-1-0		1-4-0		7-17-0							
0-1-0	0-0-0	0-0-0		HOME		0-0-0		0-0-0		0-1-0							
2-8-0	0-0-0	0-0-		AWAY		0-0-0		0-2-0		2-6-0							
6-13-0	0-0-0	0-0-0		NEUTRAL		0-1-0		1-2-0		5-10-0							
<hr/>																	
2-16-0	0-0-0	0-0-0		CONFERENCE		0-0-0		0-2-0		2-14-0							
1-5-0	0-0-0	0-0-0		HOME		0-0-0		0-0-0		1-5-0							
1-9-0	0-0-0	0-0-0		AWAY		0-0-0		0-0-0		1-9-0							
0-2-0	0-0-0	0-0-0		NEUTRAL		0-0-0		0-2-0		0-0-0							
<hr/>																	
RPI	S	Opponent	Score	RPI	S	Opponent	Score	RPI	S	Opponent	Score						
								63	N	Southern Ill.	2	4					
								104	A	Fla. Gulf Coast	0	12					
								104	A	Fla. Gulf Coast	1	9					
								126	N	St. John's (NY)	3	11					
								127	N	Albany (NY)	2	1					
								135	N	Quinnipiac	3	11					
								135	N	Quinnipiac	0	2					
								136	N	UT Martin	2	5					
								151	A	Charlotte	2	10					
								151	A	Charlotte	2	8					
								155	H	Eastern Mich.	0	2					
								155	N	Eastern Mich.	6	7					
								155	N	Eastern Mich.	1	10					
								156	H	Robert Morris	1	10					
								156	H	Robert Morris	5	6					
								159	H	Long Island	3	13					
								159	H	Long Island	1	8					
								161	A	Bryant	2	3					
								161	A	Bryant	2	4					
164	N	UNC Greensboro	6	8													
164	N	UNC Greensboro	1	3													
170	A	Monmouth	1	6													
LAST 10 GAMES								170	A	Monmouth	2	1					
159	H	Long Island	1	8		135	N	Quinnipiac	0	2		173	A	Central Conn. St.	4	5	
159	H	Long Island	3	13		175	H	Sacred Heart	3	7		173	A	Central Conn. St.	5	6	
156	H	Robert Morris	5	6		175	H	Sacred Heart	4	3		175	H	Sacred Heart	3	7	
156	H	Robert Morris	1	10		246	A	Mt. St. Mary's	7	8		175	H	Sacred Heart	4	3	
135	N	Quinnipiac	3	11		246	A	Mt. St. Mary's	3	17		184	N	Niagara	2	7	

**Non-Div. I Games:**

St. Francis (PA)

RPI	S	Opponent	Score	
189	A	Akron	0	5
189	A	Akron	6	7
190	N	Dartmouth	13	5
197	A	Fairleigh Dickinson	4	6
197	A	Fairleigh Dickinson	0	5
199	N	Marist	2	0
203	N	Eastern Ky.	8	5
204	N	Maine	1	3
204	N	Maine	5	6
219	N	Delaware	0	1
220	A	UMBC	6	7
220	N	UMBC	4	11
237	N	Brown	3	4
246	A	Mt. St. Mary's	3	17
246	A	Mt. St. Mary's	7	8
264	A	Norfolk St.	7	0
267	N	Morgan St.	2	1
270	A	Bucknell	1	0
270	A	Bucknell	5	6
289	N	Md.-East. Shore	5	0

St. Francis (PA)

S  
t  
.  
F  
r  
a  
n  
c  
i  
s  
(  
P  
A  
)

S  
t  
.  
F  
r  
a  
n  
c  
i  
s  
(  
P  
A  
)

Average RPI Win: 229		WON-LOST	WINNING	LAST 10	STRENGTH OF	OPP. STRENGTH	TEAM	ADJ	CONF.	ADJ CONF.		
Average RPI Loss: 145		RECORD	PCT. RANK	GAMES	SCHEDULE	OF SCHEDULE	RPI	RPI	RPI	RPI		
DIV. I ONLY		7-33-0	.175	275	2-8-0	164	218	264	.39161	262	15	16
DIV. I NON-CONF.		5-13-0	.27778	236	0-0-0	231	265	262	.39737	265	17	17
<hr/>												
TOTALS		RPI 1-25		RPI 26-50		W-L RECORDS		RPI 51-100		RPI 101-150		RPI 150+
7-33-0		0-0-0		0-0-0		OVERALL		0-5-0		0-13-0		7-15-0
3-13-0		0-0-0		0-0-0		HOME		0-0-0		0-9-0		3-4-0
0-14-0		0-0-0		0-0-0		AWAY		0-5-0		0-2-0		0-7-0
4-6-0		0-0-0		0-0-0		NEUTRAL		0-0-0		0-2-0		4-4-0
5-13-0		0-0-0		0-0-0		NON-CONFERENCE		0-0-0		0-4-0		5-9-0
1-3-0		0-0-0		0-0-0		HOME		0-0-0		0-0-0		1-3-0
0-4-0		0-0-0		0-0-		AWAY		0-0-0		0-2-0		0-2-0
4-6-0		0-0-0		0-0-0		NEUTRAL		0-0-0		0-2-0		4-4-0
2-20-0		0-0-0		0-0-0		CONFERENCE		0-5-0		0-9-0		2-6-0
2-10-0		0-0-0		0-0-0		HOME		0-0-0		0-9-0		2-1-0
0-10-0		0-0-0		0-0-0		AWAY		0-5-0		0-0-0		0-5-0
0-0-0		0-0-0		0-0-0		NEUTRAL		0-0-0		0-0-0		0-0-0
RPI	S	Opponent	Score	RPI	S	Opponent	Score	RPI	S	Opponent	Score	
						87 A Valparaiso	0 8	101 A		Central Mich.	0 11	
						87 A Valparaiso	0 10	101 A		Central Mich.	0 10	
						87 A Valparaiso	1 7	109 H		Butler	1 11	
						94 A Ill.-Chicago	4 7	109 H		Butler	6 8	
						94 A Ill.-Chicago	0 3	109 H		Butler	0 9	
										111 H Cleveland St.	1 5	
										111 H Cleveland St.	4 6	
										111 H Cleveland St.	2 7	
										117 H Loyola (IL)	2 4	
										117 H Loyola (IL)	0 2	
										117 H Loyola (IL)	0 10	
										132 N Temple	6 12	
										147 N Lehigh	3 7	
										155 H Eastern Mich.	0 8	
										155 H Eastern Mich.	7 15	
										161 N Bryant	0 2	
										169 A Green Bay	6 13	
										169 A Green Bay	2 4	
										169 A Green Bay	8 16	
										174 H Wright St.	6 5	
										174 H Wright St.	1 11	
										174 H Wright St.	7 6	
										175 N Sacred Heart	1 9	
										202 N Penn	4 7	
										207 N Manhattan	1 9	
										217 A Bowling Green	3 8	
										217 A Bowling Green	0 14	
<hr/>												
Non-Div. I Games:		Wayne St. (MI)		6	8	Saginaw Valley		0	8	Wayne St. (MI)		2 3
										Saginaw Valley		3 8
										Detroit		

D  
e  
t  
r  
o  
i  
tD  
e  
t  
r  
o  
i  
t

Detroit

Average RPI Win:	235	WON-LOST	WINNING	LAST 10	STRENGTH OF	OPP. STRENGTH	TEAM	ADJ	CONF.	ADJ CONF.	
Average RPI Loss:	155	RECORD	PCT. RANK	GAMES	SCHEDULE	OF SCHEDULE	RPI	RPI	RPI	RPI	
DIV. I ONLY	18-35-0	.33962	224	0-10-0	270	233	262	.38962	263	16	17
DIV. I NON-CONF.	15-13-0	.53571	112	0-0-0	287	277	252	.40848	255	16	16
<hr/>											
TOTALS	RPI 1-25	RPI 26-50		W-L RECORDS		RPI 51-100		RPI 101-150		RPI 150+	
18-35-0	0-0-0	0-4-0		OVERALL		0-2-0		2-11-0		16-18-0	
5-15-0	0-0-0	0-2-0		HOME		0-2-0		1-5-0		4-6-0	
5-15-0	0-0-0	0-1-0		AWAY		0-0-0		0-6-0		5-8-0	
8-5-0	0-0-0	0-1-0		NEUTRAL		0-0-0		1-0-0		7-4-0	
15-13-0	0-0-0	0-1-0		NON-CONFERENCE		0-2-0		1-0-0		14-10-0	
3-6-0	0-0-0	0-0-0		HOME		0-2-0		0-0-0		3-4-0	
4-4-0	0-0-0	0-0-		AWAY		0-0-0		0-0-0		4-3-0	
8-3-0	0-0-0	0-0-0		NEUTRAL		0-0-0		1-0-0		7-3-0	
3-22-0	0-0-0	0-3-0		CONFERENCE		0-0-0		1-11-0		2-8-0	
2-9-0	0-0-0	0-2-0		HOME		0-0-0		1-5-0		1-2-0	
1-11-0	0-0-0	0-0-0		AWAY		0-0-0		0-6-0		1-5-0	
0-2-0	0-0-0	0-1-0		NEUTRAL		0-0-0		0-0-0		0-1-0	
RPI	S	Opponent	Score	RPI	S	Opponent	Score	RPI	S	Opponent	Score
				27	A	Auburn	2 7	69	H	Lipscomb	2 11
				46	H	Chattanooga	6 14	69	H	Lipscomb	0 1
				46	H	Chattanooga	0 13				
				46	N	Chattanooga	4 12				

Non-Div. I Games:

Western Caro.

Western Caro.

Average RPI Win:	276	WON-LOST RECORD	WINNING PCT. RANK	LAST 10 GAMES	STRENGTH OF SCHEDULE	OPP. STRENGTH OF SCHEDULE	TEAM RPI	ADJ RPI	CONF. RPI	ADJ CONF. RPI	
Average RPI Loss:	189										
DIV. I ONLY	23-25-0	.47917	159	8-2-0	285	285	265	.3884	264	30	30
DIV. I NON-CONF.	7-12-0	.36842	205	3-0-0	271	284	272	.39639	266	31	31
<hr/>											
TOTALS	RPI 1-25	RPI 26-50		W-L RECORDS	RPI 51-100		RPI 101-150		RPI 150+		
23-25-0	0-0-0	0-2-0		OVERALL	0-0-0		0-4-0		23-19-0		
14-16-0	0-0-0	0-2-0		HOME	0-0-0		0-2-0		14-12-0		
8-7-0	0-0-0	0-0-0		AWAY	0-0-0		0-2-0		8-5-0		
1-2-0	0-0-0	0-0-0		NEUTRAL	0-0-0		0-0-0		1-2-0		
<hr/>											
7-12-0	0-0-0	0-2-0		NON-CONFERENCE	0-0-0		0-4-0		7-6-0		
4-10-0	0-0-0	0-2-0		HOME	0-0-0		0-2-0		4-6-0		
3-2-0	0-0-0	0-0-		AWAY	0-0-0		0-2-0		3-0-0		
0-0-0	0-0-0	0-0-0		NEUTRAL	0-0-0		0-0-0		0-0-0		
<hr/>											
16-13-0	0-0-0	0-0-0		CONFERENCE	0-0-0		0-0-0		16-13-0		
10-6-0	0-0-0	0-0-0		HOME	0-0-0		0-0-0		10-6-0		
5-5-0	0-0-0	0-0-0		AWAY	0-0-0		0-0-0		5-5-0		
1-2-0	0-0-0	0-0-0		NEUTRAL	0-0-0		0-0-0		1-2-0		
<hr/>											
RPI	S	Opponent	Score	RPI	S	Opponent	Score	RPI	S	Opponent	Score
				45	H	Longwood	0 9	134	A	Liberty	0 9
				45	H	Longwood	3 12	134	A	Liberty	1 7
								143	H	James Madison	0 1
								143	H	James Madison	1 4
								163	A	Bethune-Cookman	1 2
								163	A	Bethune-Cookman	5 11
								163	A	Bethune-Cookman	1 7
								163	N	Bethune-Cookman	3 6
								170	H	Monmouth	5 6
								193	A	Florida A&M	1 3
								193	A	Florida A&M	0 8
								193	A	Florida A&M	6 3
								195	H	Delaware St.	0 5
								195	H	Delaware St.	2 1
								197	H	Fairleigh Dickinson	2 3
								199	H	Marist	1 10
								219	H	Delaware	4 13
								238	H	George Washington	2 4
								241	H	Coppin St.	0 4
								241	H	Coppin St.	2 9
								241	N	Coppin St.	0 1
				LAST 10 GAMES				261	H	St. Francis (PA)	0 7
				241	N	Coppin St.	0 1	267	H	Morgan St.	1 9
				267	N	Morgan St.	5 3	267	N	Morgan St.	5 3
				163	N	Bethune-Cookman	3 6	274	A	Hampton	6 5
				286	A	N.C. Central	7 1	287	H	N.C. A&T	1 0
				286	A	N.C. Central	8 2	274	A	Hampton	6 5
											5

Non-Div. I Games:

Norfolk St.



RPI	S	Opponent	Score	
274	H	Hampton	9	0
284	H	Savannah St.	3	2
284	H	Savannah St.	6	5
286	A	N.C. Central	8	3
286	A	N.C. Central	7	1
286	A	N.C. Central	8	2
286	H	N.C. Central	11	5
286	H	N.C. Central	20	6
287	H	N.C. A&T	1	0
287	H	N.C. A&T	12	1
287	H	N.C. A&T	9	0
288	H	South Carolina St.	4	1
288	H	South Carolina St.	10	11
288	H	South Carolina St.	4	3
289	A	Md.-East. Shore	3	1
289	A	Md.-East. Shore	19	1
289	H	Md.-East. Shore	9	2
289	H	Md.-East. Shore	8	0
289	H	Md.-East. Shore	4	1

Norfolk St.

N  
o  
r  
f  
o  
l  
k  
S  
t  
.

N  
o  
r  
f  
o  
l  
k  
S  
t  
.



RPI	S	Opponent	Score	
259	A	Cal St. Bakersfield	2	6
259	A	Cal St. Bakersfield	3	0
259	A	Cal St. Bakersfield	7	10

Santa Clara

S  
a  
n  
t  
a  
C  
l  
a  
r  
a

S  
a  
n  
t  
a  
C  
l  
a  
r  
a

Average RPI Win: 236		WON-LOST	WINNING	LAST 10	STRENGTH OF		OPP. STRENGTH	TEAM	ADJ		CONF.	ADJ CONF.
Average RPI Loss: 140		RECORD	PCT. RANK	GAMES	SCHEDULE		OF SCHEDULE	RPI	RPI		RPI	RPI
DIV. I ONLY		7-46-0	.13208	284	3-7-0		145	209	269		.38388	266
DIV. I NON-CONF.		5-28-0	.15152	271	1-1-0		146	232	266		.40027	263
TOTALS		RPI 1-25	RPI 26-50		W-L RECORDS		RPI 51-100		RPI 101-150		RPI 150+	
7-46-0		0-0-0	0-4-0		OVERALL		0-10-0		0-14-0		7-18-0	
3-16-0		0-0-0	0-2-0		HOME		0-2-0		0-7-0		3-5-0	
3-21-0		0-0-0	0-2-0		AWAY		0-6-0		0-4-0		3-9-0	
1-9-0		0-0-0	0-0-0		NEUTRAL		0-2-0		0-3-0		1-4-0	
5-28-0		0-0-0	0-2-0		NON-CONFERENCE		0-6-0		0-10-0		5-10-0	
1-6-0		0-0-0	0-0-0		HOME		0-0-0		0-5-0		1-1-0	
3-13-0		0-0-0	0-0-		AWAY		0-4-0		0-2-0		3-5-0	
1-9-0		0-0-0	0-0-0		NEUTRAL		0-2-0		0-3-0		1-4-0	
2-18-0		0-0-0	0-2-0		CONFERENCE		0-4-0		0-4-0		2-8-0	
2-10-0		0-0-0	0-2-0		HOME		0-2-0		0-2-0		2-4-0	
0-8-0		0-0-0	0-0-0		AWAY		0-2-0		0-2-0		0-4-0	
0-0-0		0-0-0	0-0-0		NEUTRAL		0-0-0		0-0-0		0-0-0	
RPI S	Opponent	Score	RPI S	Opponent	Score	RPI S	Opponent	Score	RPI S	Opponent	Score	
			35 A	La.-Lafayette	0 14	54 N	Virginia Tech	2 10	103 H	Boston U.	2 9	
			35 A	La.-Lafayette	0 20	54 N	Virginia Tech	0 5	103 H	Boston U.	4 7	
			37 H	Fordham	3 9	57 H	Massachusetts	1 6	114 N	Arkansas	0 8	
			37 H	Fordham	0 6	57 H	Massachusetts	1 11	125 H	Connecticut	7 11	
						82 A	Harvard	7 15	128 N	Western Ky.	2 8	
						82 A	Harvard	0 10	128 N	Western Ky.	3 11	
						89 A	St. Joseph's	4 10	130 H	St. Louis	0 7	
						89 A	St. Joseph's	0 8	130 H	St. Louis	0 7	
						95 A	S.C. Upstate	0 8	132 A	Temple	0 10	
						95 A	S.C. Upstate	0 4	132 A	Temple	1 2	
									137 H	Fairfield	0 8	
									137 H	Fairfield	2 5	
									148 A	Providence	0 3	
									148 A	Providence	2 13	
									151 A	Charlotte	3 7	
									151 A	Charlotte	4 5	
									154 N	Sam Houston St.	4 5	
									165 N	Boston College	2 5	
									165 N	Boston College	2 6	
									173 H	Central Conn. St.	7 12	
									173 H	Central Conn. St.	6 4	
									182 A	Coastal Caro.	0 4	
									188 A	Dayton	1 2	
									188 A	Dayton	0 12	
									220 A	UMBC	3 4	
									229 N	Drexel	6 5	
									236 A	Yale	3 4	
			LAST 10 GAMES									
			57 H	Massachusetts	1 11	275 H	La Salle	2 8				
			57 H	Massachusetts	1 6	238 H	George Washington	4 1				
			37 H	Fordham	0 6	238 H	George Washington	9 10				
			37 H	Fordham	3 9	237 A	Brown	18 9				
			275 H	La Salle	2 1	237 A	Brown	4 8				

Non-Div. I Games:

Rhode Island

RPI	S	Opponent	Score	
236	A	Yale	11	12
237	A	Brown	18	9
237	A	Brown	4	8
238	H	George Washington	9	10
238	H	George Washington	4	1
244	H	St. Bonaventure	0	5
244	H	St. Bonaventure	4	12
251	A	Holy Cross	13	6
251	A	Holy Cross	8	4
275	H	La Salle	2	1
275	H	La Salle	2	8
283	N	Prairie View	6	7

Rhode Island

R  
h  
o  
d  
e  
I  
s  
l  
a  
n  
d

R  
h  
o  
d  
e  
I  
s  
l  
a  
n  
d

Average RPI Win: 260		WON-LOST	WINNING	LAST 10	STRENGTH OF		OPP. STRENGTH	TEAM	ADJ		CONF.	ADJ CONF.
Average RPI Loss: 209		RECORD	PCT. RANK	GAMES	SCHEDULE		OF SCHEDULE	RPI	RPI		RPI	RPI
DIV. I ONLY		14-27-0	.34146	222	4-6-0		263	282	268		30	30
DIV. I NON-CONF.		1-18-0	.05263	285	0-0-0		252	274	283		31	31
TOTALS		RPI 1-25	RPI 26-50		W-L RECORDS		RPI 51-100		RPI 101-150		RPI 150+	
14-27-0		0-0-0	0-0-0		OVERALL		0-0-0		0-3-0		14-24-0	
6-5-0		0-0-0	0-0-0		HOME		0-0-0		0-0-0		6-5-0	
7-9-0		0-0-0	0-0-0		AWAY		0-0-0		0-1-0		7-8-0	
1-13-0		0-0-0	0-0-0		NEUTRAL		0-0-0		0-2-0		1-11-0	
1-18-0		0-0-0	0-0-0		NON-CONFERENCE		0-0-0		0-3-0		1-15-0	
0-2-0		0-0-0	0-0-0		HOME		0-0-0		0-0-0		0-2-0	
0-5-0		0-0-0	0-0-		AWAY		0-0-0		0-1-0		0-4-0	
1-11-0		0-0-0	0-0-0		NEUTRAL		0-0-0		0-2-0		1-9-0	
13-9-0		0-0-0	0-0-0		CONFERENCE		0-0-0		0-0-0		13-9-0	
6-3-0		0-0-0	0-0-0		HOME		0-0-0		0-0-0		6-3-0	
7-4-0		0-0-0	0-0-0		AWAY		0-0-0		0-0-0		7-4-0	
0-2-0		0-0-0	0-0-0		NEUTRAL		0-0-0		0-0-0		0-2-0	
RPI S	Opponent	Score	RPI S	Opponent	Score	RPI S	Opponent	Score	RPI S	Opponent	Score	
									119 N	Iona	1	3
									127 N	Albany (NY)	0	3
									141 A	Elon	2	15
									170 N	Monmouth	0	5
									184 N	Niagara	5	6
									184 N	Niagara	2	6
									188 A	Dayton	7	8
									195 A	Delaware St.	4	10
									195 H	Delaware St.	4	11
									195 H	Delaware St.	1	6
									195 H	Delaware St.	6	2
									197 N	Fairleigh Dickinson	2	10
									199 H	Marist	7	11
									199 H	Marist	2	3
									200 N	Seton Hall	1	4
									200 N	Seton Hall	3	11
									220 A	UMBC	2	14
									220 A	UMBC	11	12
									221 N	Canisius	1	9
									227 A	Howard	5	13
									227 A	Howard	4	7
									227 A	Howard	15	9
									237 N	Brown	5	4
									241 A	Coppin St.	4	3
									241 H	Coppin St.	3	2
									241 H	Coppin St.	6	2
									241 H	Coppin St.	3	4
Non-Div. I Games:		Peace	4	3	Peace	6	4					

Morgan St.

RPI	S	Opponent	Score	
241	N	Coppin St.	0	6
261	N	St. Francis (PA)	1	2
263	N	Western Caro.	1	14
264	A	Norfolk St.	9	1
264	N	Norfolk St.	3	5
274	A	Hampton	8	0
274	A	Hampton	7	4
274	A	Hampton	7	8
286	A	N.C. Central	1	2
288	A	South Carolina St.	5	3
288	A	South Carolina St.	9	1
289	H	Md.-East. Shore	13	0
289	H	Md.-East. Shore	11	3
289	H	Md.-East. Shore	13	2

Morgan St.

M  
o  
r  
g  
a  
n  
S  
t  
.

M  
o  
r  
g  
a  
n  
S  
t  
.

Seattle

Seattle



RPI	S	Opponent	Score	
258	N	Idaho St.	0	8
273	H	Weber St.	2	3
273	H	Weber St.	8	4
273	H	Weber St.	5	3
273	H	Weber St.	5	3

Seattle

S  
e  
a  
t  
t  
l  
e

S  
e  
a  
t  
t  
l  
e

Average RPI Win:	230	WON-LOST	WINNING	LAST 10	STRENGTH OF	OPP. STRENGTH	TEAM	ADJ	CONF.	ADJ CONF.					
Average RPI Loss:	161	RECORD	PCT. RANK	GAMES	SCHEDULE	OF SCHEDULE	RPI	RPI	RPI	RPI					
DIV. I ONLY	13-30-0	.30233	243	2-4-0	249	236	259	.38234	269	29	29				
DIV. I NON-CONF.	11-24-0	.31429	225	1-2-0	235	234	250	.40141	260	28	29				
<hr/>															
TOTALS	RPI 1-25	RPI 26-50		W-L RECORDS		RPI 51-100		RPI 101-150		RPI 150+					
13-30-0	0-2-0	0-0-0		OVERALL		1-5-0		0-7-0		12-16-0					
0-0-0	0-0-0	0-0-0		HOME		0-0-0		0-0-0		0-0-0					
2-17-0	0-2-0	0-0-0		AWAY		0-4-0		0-6-0		2-5-0					
11-13-0	0-0-0	0-0-0		NEUTRAL		1-1-0		0-1-0		10-11-0					
<hr/>															
11-24-0	0-2-0	0-0-0		NON-CONFERENCE		1-5-0		0-7-0		10-10-0					
0-0-0	0-0-0	0-0-0		HOME		0-0-0		0-0-0		0-0-0					
2-16-0	0-2-0	0-0-		AWAY		0-4-0		0-6-0		2-4-0					
9-8-0	0-0-0	0-0-0		NEUTRAL		1-1-0		0-1-0		8-6-0					
<hr/>															
2-6-0	0-0-0	0-0-0		CONFERENCE		0-0-0		0-0-0		2-6-0					
0-0-0	0-0-0	0-0-0		HOME		0-0-0		0-0-0		0-0-0					
0-1-0	0-0-0	0-0-0		AWAY		0-0-0		0-0-0		0-1-0					
2-5-0	0-0-0	0-0-0		NEUTRAL		0-0-0		0-0-0		2-5-0					
<hr/>															
RPI	S	Opponent	Score	RPI	S	Opponent	Score	RPI	S	Opponent	Score				
16	A	Nebraska	5 6					66	A	Iowa	0 10				
16	A	Nebraska	0 14					66	A	Iowa	1 9				
								73	A	Minnesota	0 5				
								73	A	Minnesota	0 3				
								86	N	Drake	0 6				
								87	N	Valparaiso	2 0				
												108	A	UNI	0 11
												108	A	UNI	0 8
												110	A	UC Santa Barbara	1 4
												110	A	UC Santa Barbara	1 4
												115	A	UMKC	3 5
												115	A	UMKC	0 2
												147	N	Lehigh	3 6
												156	N	Robert Morris	0 3
												169	N	Green Bay	0 3
												176	A	Houston Baptist	0 3
												176	N	Houston Baptist	3 7
												176	N	Houston Baptist	0 10
												187	N	UTEP	10 2
												203	N	Eastern Ky.	2 6
												203	N	Eastern Ky.	8 6
												207	N	Manhattan	4 1
												234	N	Youngstown St.	11 9
												239	N	Columbia	3 1
												249	N	Utah Valley	0 4
												249	N	Utah Valley	1 2
												251	N	Holy Cross	8 3
												254	N	North Dakota	2 3
												254	N	North Dakota	3 4
												254	N	North Dakota	2 6
												254	N	North Dakota	1 0
												254	N	North Dakota	5 3
												259	A	Cal St. Bakersfield	5 2
<hr/>															
LAST 10 GAMES															
254 N North Dakota 2 6				115 A UMKC 3 5				254 N North Dakota 5 3							
176 A Houston Baptist 0 3				254 N North Dakota 5 3				254 N North Dakota 2 6							
260 A Hartford 8 1				115 A UMKC 0 2				254 N North Dakota 1 0							
260 A Hartford 1 8				73 A Minnesota 0 5				254 N North Dakota 5 3							
254 N North Dakota 1 0				73 A Minnesota 0 3				259 A Cal St. Bakersfield 5 2							
<hr/>															
Non-Div. I Games:	Jamestown	8	0	Dakota St.	9	0	St. Mary (NE)	8	0	Sioux Falls	8	0			
	Dakota St.	13	0	St. Mary (NE)	9	1	Jamestown	9	1	Sioux Falls	South Dakota	7 3			

South Dakota

Average RPI Win: 233		WON-LOST	WINNING		LAST 10	STRENGTH OF		OPP. STRENGTH	TEAM	ADJ	CONF.	ADJ CONF.
Average RPI Loss: 187		RECORD	PCT. RANK		GAMES	SCHEDULE		OF SCHEDULE	RPI	RPI	RPI	RPI
DIV. I ONLY		14-36-0	.28	247	3-7-0	259		259	270	.37645	270	28
DIV. I NON-CONF.		9-21-0	.3	231	1-1-0	258		246	267	.39565	268	28
TOTALS		RPI 1-25	RPI 26-50		W-L RECORDS		RPI 51-100		RPI 101-150		RPI 150+	
14-36-0	0-0-0	0-1-0		OVERALL		0-1-0		2-9-0		12-25-0		
3-7-0	0-0-0	0-0-0		HOME		0-0-0		1-3-0		2-4-0		
7-14-0	0-0-0	0-1-0		AWAY		0-0-0		0-1-0		7-12-0		
4-15-0	0-0-0	0-0-0		NEUTRAL		0-1-0		1-5-0		3-9-0		
9-21-0	0-0-0	0-1-0		NON-CONFERENCE		0-1-0		1-6-0		8-13-0		
1-1-0	0-0-0	0-0-0		HOME		0-0-0		0-0-0		1-1-0		
4-5-0	0-0-0	0-0-		AWAY		0-0-0		0-1-0		4-3-0		
4-15-0	0-0-0	0-0-0		NEUTRAL		0-1-0		1-5-0		3-9-0		
5-15-0	0-0-0	0-0-0		CONFERENCE		0-0-0		1-3-0		4-12-0		
2-6-0	0-0-0	0-0-0		HOME		0-0-0		1-3-0		1-3-0		
3-9-0	0-0-0	0-0-0		AWAY		0-0-0		0-0-0		3-9-0		
0-0-0	0-0-0	0-0-0		NEUTRAL		0-0-0		0-0-0		0-0-0		
RPI S	Opponent	Score		RPI S	Opponent	Score		RPI S	Opponent	Score		
				45 A	Longwood	2	6	89 N	St. Joseph's	5	8	
								109 N	Butler	1	5	
								129 A	Binghamton	1	5	
								129 N	Binghamton	0	1	
								135 N	Quinnipiac	4	5	
								135 N	Quinnipiac	1	8	
								143 N	James Madison	0	4	
								143 N	James Madison	4	0	
								147 H	Lehigh	5	3	
								147 H	Lehigh	1	2	
								147 H	Lehigh	5	7	
								147 H	Lehigh	1	3	
								168 N	Cornell	1	4	
								168 N	Cornell	0	6	
								168 N	Cornell	4	1	
								168 N	Cornell	0	3	
								169 N	Green Bay	1	8	
								171 A	Colgate	0	9	
								171 A	Colgate	4	5	
								171 A	Colgate	2	3	
								171 A	Colgate	2	5	
								182 A	Coastal Caro.	1	4	
								182 A	Coastal Caro.	0	2	
								189 N	Akron	6	8	
								197 N	Fairleigh Dickinson	1	2	
								209 N	Stony Brook	0	1	
								218 A	George Mason	3	1	
								234 N	Youngstown St.	2	9	
LAST 10 GAMES				235 A	Army	1	3	275 A	La Salle	0	1	
				235 A	Army	2	0	279 H	Lafayette	2	5	
				235 A	Army	1	6	279 H	Lafayette	0	3	
				235 A	Army	0	3	279 H	Lafayette	1	0	
				275 A	La Salle	4	1	279 H	Lafayette	4	5	

Non-Div. I Games:

Bucknell

RPI	S	Opponent	Score
235	A	Army	2 0
235	A	Army	1 3
235	A	Army	1 6
235	A	Army	0 3
239	N	Columbia	1 6
246	A	Mt. St. Mary's	4 0
246	A	Mt. St. Mary's	4 2
251	A	Holy Cross	14 6
251	A	Holy Cross	4 3
251	A	Holy Cross	2 4
251	A	Holy Cross	0 2
260	N	Hartford	3 1
261	H	St. Francis (PA)	6 5
261	H	St. Francis (PA)	0 1
275	A	La Salle	0 1
275	A	La Salle	4 1
279	H	Lafayette	2 5
279	H	Lafayette	1 0
279	H	Lafayette	4 5
279	H	Lafayette	0 3
281	N	St. Peter's	8 0

Bucknell

Average RPI Win: 219		WON-LOST	WINNING	LAST 10	STRENGTH OF	OPP. STRENGTH	TEAM	ADJ	CONF.	ADJ CONF.		
Average RPI Loss: 194		RECORD	PCT. RANK	GAMES	SCHEDULE	OF SCHEDULE	RPI	RPI	RPI	RPI		
DIV. I ONLY		9-37-0	.19565	274	2-8-0	211	271	274	.37406	271	26	26
DIV. I NON-CONF.		7-23-0	.23333	252	1-2-0	207	282	270	.3884	272	27	27
<hr/>												
TOTALS		RPI 1-25		RPI 26-50		W-L RECORDS		RPI 51-100		RPI 101-150		RPI 150+
9-37-0		0-0-0		0-0-0		OVERALL		0-2-0		1-6-0		8-29-0
3-13-0		0-0-0		0-0-0		HOME		0-1-0		0-4-0		3-8-0
4-12-0		0-0-0		0-0-0		AWAY		0-0-0		1-1-0		3-11-0
2-12-0		0-0-0		0-0-0		NEUTRAL		0-1-0		0-1-0		2-10-0
7-23-0		0-0-0		0-0-0		NON-CONFERENCE		0-2-0		1-2-0		6-19-0
2-6-0		0-0-0		0-0-0		HOME		0-1-0		0-0-0		2-5-0
3-5-0		0-0-0		0-0-		AWAY		0-0-0		1-1-0		2-4-0
2-12-0		0-0-0		0-0-0		NEUTRAL		0-1-0		0-1-0		2-10-0
2-14-0		0-0-0		0-0-0		CONFERENCE		0-0-0		0-4-0		2-10-0
1-7-0		0-0-0		0-0-0		HOME		0-0-0		0-4-0		1-3-0
1-7-0		0-0-0		0-0-0		AWAY		0-0-0		0-0-0		1-7-0
0-0-0		0-0-0		0-0-0		NEUTRAL		0-0-0		0-0-0		0-0-0
RPI	S	Opponent	Score	RPI	S	Opponent	Score	RPI	S	Opponent	Score	
						75 N Eastern Ill.	0 9			109 N Butler	2 9	
						89 H St. Joseph's	1 6			119 H Iona	0 6	
										119 H Iona	1 2	
										137 H Fairfield	0 3	
										137 H Fairfield	2 5	
										147 A Lehigh	0 6	
										147 A Lehigh	8 4	
										157 N IPFW	0 5	
										168 N Cornell	0 7	
										169 N Green Bay	1 5	
										170 H Monmouth	7 13	
										171 N Colgate	1 6	
										184 H Niagara	0 12	
										184 H Niagara	4 12	
										197 N Fairleigh Dickinson	7 1	
										199 A Marist	0 9	
										199 A Marist	1 3	
										202 A Penn	8 3	
										202 A Penn	4 6	
										204 A Siena	3 9	
										204 A Siena	1 2	
										207 A Manhattan	0 1	
										207 A Manhattan	3 6	
										209 H Stony Brook	3 7	
										209 H Stony Brook	9 6	
										214 N Presbyterian	0 1	
										218 A George Mason	0 4	
			LAST 10 GAMES									
						221 H Canisius	3 13			207 A Manhattan	0 1	
						221 H Canisius	4 3			147 A Lehigh	8 4	
						119 H Iona	1 2			147 A Lehigh	0 6	
						119 H Iona	0 6			170 H Monmouth	7 13	
						207 A Manhattan	3 6			137 H Fairfield	2 5	

Non-Div. I Games:

Rider

RPI	S	Opponent	Score	
218	A	George Mason	4	1
219	A	Delaware	1	4
221	H	Canisius	4	3
221	H	Canisius	3	13
234	N	Youngstown St.	2	3
235	H	Army	0	2
235	H	Army	4	1
235	N	Army	3	10
236	N	Yale	2	7
239	H	Columbia	1	10
239	H	Columbia	1	9
260	N	Hartford	10	9
263	N	Western Caro.	1	7
279	N	Lafayette	2	5
281	A	St. Peter's	1	2
281	A	St. Peter's	6	0
287	A	N.C. A&T	0	3

Rider

Average RPI Win: Average RPI Loss:	277 168	WON-LOST RECORD	WINNING PCT. RANK	LAST 10 GAMES	STRENGTH OF SCHEDULE	OPP. STRENGTH OF SCHEDULE	TEAM RPI	ADJ RPI	CONF. RPI	ADJ CONF. RPI					
DIV. I ONLY		15-24-0	.38462	207	2-4-0	283	273	271	.36856	272	31	31			
DIV. I NON-CONF.		0-18-0	0	287	0-2-0	190	181	281	.35021	281	30	30			
<hr/>															
TOTALS	RPI 1-25	RPI 26-50		W-L RECORDS		RPI 51-100		RPI 101-150		RPI 150+					
15-24-0	0-0-0	0-0-0		OVERALL		0-6-0		0-2-0		15-16-0					
6-5-0	0-0-0	0-0-0		HOME		0-2-0		0-0-0		6-3-0					
6-10-0	0-0-0	0-0-0		AWAY		0-4-0		0-0-0		6-6-0					
3-9-0	0-0-0	0-0-0		NEUTRAL		0-0-0		0-2-0		3-7-0					
<hr/>															
0-18-0	0-0-0	0-0-0		NON-CONFERENCE		0-6-0		0-2-0		0-10-0					
0-5-0	0-0-0	0-0-0		HOME		0-2-0		0-0-0		0-3-0					
0-7-0	0-0-0	0-0-		AWAY		0-4-0		0-0-0		0-3-0					
0-6-0	0-0-0	0-0-0		NEUTRAL		0-0-0		0-2-0		0-4-0					
<hr/>															
15-6-0	0-0-0	0-0-0		CONFERENCE		0-0-0		0-0-0		15-6-0					
6-0-0	0-0-0	0-0-0		HOME		0-0-0		0-0-0		6-0-0					
6-3-0	0-0-0	0-0-0		AWAY		0-0-0		0-0-0		6-3-0					
3-3-0	0-0-0	0-0-0		NEUTRAL		0-0-0		0-0-0		3-3-0					
<hr/>															
RPI	S	Opponent	Score	RPI	S	Opponent	Score	RPI	S	Opponent	Score				
				59 A A&M-Corpus Christi				0	12	114 N Arkansas			4	14	
				59 A A&M-Corpus Christi				0	8	122 N Texas-Arlington			4	10	
				91 A UTSA				4	12	154 A Sam Houston St.			1	7	
				91 A UTSA				2	10	154 H Sam Houston St.			4	15	
				91 H UTSA				1	6	167 N Rutgers			1	9	
				91 H UTSA				1	6	167 N Rutgers			7	12	
										176 A Houston Baptist			1	2	
										176 A Houston Baptist			0	4	
										176 H Houston Baptist			4	8	
										176 H Houston Baptist			6	10	
										192 N Wichita St.			13	15	
										228 A Mississippi Val.			3	8	
										231 N Jackson St.			3	7	
										235 N Army			0	9	
										242 A Southern U.			3	2	
										242 A Southern U.			1	7	
										242 A Southern U.			6	5	
										277 N Alcorn St.			0	4	
										277 N Alcorn St.			10	2	
										278 N Alabama St.			10	1	
						280 N Alabama A&M			17	4					
				LAST 10 GAMES											
				282 N Ark.-Pine Bluff				5	7	285 H Grambling				8	0
				277 N Alcorn St.				0	4	285 H Grambling				18	4
				176 H Houston Baptist				4	8	283 H Prairie View				7	2
				176 H Houston Baptist				6	10	283 H Prairie View				11	3
				285 H Grambling				6	4	283 H Prairie View				9	0
										283 A Prairie View				10	11
<hr/>															
Non-Div. I Games:	Houston-Victoria	6	8	Our Lady Of The Lake	9	4	Ashford	8	0	Houston-Victoria	6	7			
	Texas Col.	11	0	Texas Col.	10	2	Houston-Victoria	4	3	Houston-Victoria	2	3			



Non-Div. I Games:	Houston-Victoria	4	3	Ashford	9	4	Houston-Victoria	4	3	RPI	Texas Wesleyan	10	Score	
	Texas Wesleyan	9	3	Our Lady Of The Lake	11	4	Our Lady Of The Lake	2	7	283	Our Lady Of The Lake	1	7	3
										283	H Prairie View		7	2
										283	H Prairie View		9	0
										285	H Grambling		8	0
										285	H Grambling		18	4
										285	H Grambling		6	4

Average RPI Win:		232	WON-LOST RECORD		WINNING PCT. RANK		LAST 10 GAMES		STRENGTH OF SCHEDULE		OPP. STRENGTH OF SCHEDULE		TEAM RPI		ADJ RPI		CONF. RPI		ADJ CONF. RPI	
DIV. I ONLY			12-36-0		.25 257		2-8-0		243		212		266		.36446 273		27		27	
DIV. I NON-CONF.			9-16-0		.36 209		2-0-0		122		129		182		.46596 191		26		24	
TOTALS		RPI 1-25		RPI 26-50		W-L RECORDS		RPI 51-100		RPI 101-150		RPI 150+								
12-36-0		0-3-0		0-3-0		OVERALL		0-7-0		1-6-0		11-17-0								
7-11-0		0-1-0		0-2-0		HOME		0-0-0		0-0-0		7-8-0								
3-20-0		0-2-0		0-1-0		AWAY		0-6-0		0-4-0		3-7-0								
2-5-0		0-0-0		0-0-0		NEUTRAL		0-1-0		1-2-0		1-2-0								
9-16-0		0-3-0		0-3-0		NON-CONFERENCE		0-7-0		1-2-0		8-1-0								
6-4-0		0-1-0		0-2-0		HOME		0-0-0		0-0-0		6-1-0								
1-9-0		0-2-0		0-0-		AWAY		0-6-0		0-0-0		1-0-0								
2-3-0		0-0-0		0-0-0		NEUTRAL		0-1-0		1-2-0		1-0-0								
3-20-0		0-0-0		0-0-0		CONFERENCE		0-0-0		0-4-0		3-16-0								
1-7-0		0-0-0		0-0-0		HOME		0-0-0		0-0-0		1-7-0								
2-11-0		0-0-0		0-0-0		AWAY		0-0-0		0-4-0		2-7-0								
0-2-0		0-0-0		0-0-0		NEUTRAL		0-0-0		0-0-0		0-2-0								
RPI	S	Opponent		Score		RPI	S	Opponent		Score		RPI	S	Opponent		Score				
1	H	Arizona St.		0	12	39	A	BYU		1	9	54	N	Virginia Tech		0	8			
15	A	Oregon		2	6	50	H	New Mexico St.		3	6	56	A	Hawaii		0	6			
15	A	Oregon		1	6	50	H	New Mexico St.		1	10	56	A	Hawaii		1	5			
												78	A	Oregon St.		0	8			
												78	A	Oregon St.		0	5			
												97	A	Utah		0	8			
												97	A	Utah		1	9			
												104	N	Fla. Gulf Coast		4	6			
												112	N	Campbell		7	2			
												133	A	Portland St.		0	8			
												133	A	Portland St.		0	6			
												133	A	Portland St.		0	11			
												133	A	Portland St.		0	8			
												144	N	Creighton		2	7			
												180	A	Sacramento St.		2	5			
												210	H	Southern Utah		12	4			
												210	H	Southern Utah		7	4			
												212	N	St. Mary's (CA)		2	5			
												240	H	Utah St.		6	5			
												240	H	Utah St.		7	4			
												243	N	South Dakota St.		6	5			
												244	A	St. Bonaventure		7	2			
												248	H	Northern Colo.		5	10			
												248	H	Northern Colo.		3	2			
												248	H	Northern Colo.		6	7			
												248	H	Northern Colo.		3	6			
												249	H	Utah Valley		7	8			
												249	H	Utah Valley		6	10			
												249	H	Utah Valley		3	4			
												249	H	Utah Valley		0	8			
												254	H	North Dakota		13	6			
												254	H	North Dakota		3	2			
												254	H	North Dakota		2	3			
												258	A	Idaho St.		1	0			
LAST 10 GAMES						LAST 10 GAMES						LAST 10 GAMES								

Non-Div. I Games: Dixie St. 2 7 Dixie St. 0 3

Weber St.

RPI	S	Opponent	Score	
258	A	Idaho St.	5	8
258	A	Idaho St.	2	11
258	A	Idaho St.	5	6
259	N	Cal St. Bakersfield	7	9
268	A	Seattle	3	2
268	A	Seattle	4	8
268	A	Seattle	3	5
268	A	Seattle	3	5

Weber St.

W  
e  
b  
e  
r  
s  
t  
.

W  
e  
b  
e  
r  
s  
t  
.

Average RPI Win:		258	WON-LOST		WINNING		LAST 10		STRENGTH OF		OPP. STRENGTH		TEAM		ADJ		CONF.		ADJ CONF.	
Average RPI Loss:		191	RECORD		PCT. RANK		GAMES		SCHEDULE		OF SCHEDULE		RPI		RPI		RPI		RPI	
DIV. I ONLY			13-35-0		.27083		252		1-9-0		253		278		272		.36307		274	
DIV. I NON-CONF.			6-23-0		.2069		262		0-2-0		234		263		275		.38112		274	
TOTALS		RPI 1-25		RPI 26-50		W-L RECORDS		RPI 51-100		RPI 101-150		RPI 150+								
13-35-0		0-0-0		0-3-0		OVERALL		0-3-0		0-5-0		13-24-0								
5-13-0		0-0-0		0-0-0		HOME		0-0-0		0-2-0		5-11-0								
6-14-0		0-0-0		0-3-0		AWAY		0-2-0		0-2-0		6-7-0								
2-8-0		0-0-0		0-0-0		NEUTRAL		0-1-0		0-1-0		2-6-0								
6-23-0		0-0-0		0-3-0		NON-CONFERENCE		0-3-0		0-5-0		6-12-0								
2-8-0		0-0-0		0-0-0		HOME		0-0-0		0-2-0		2-6-0								
2-7-0		0-0-0		0-0-		AWAY		0-2-0		0-2-0		2-0-0								
2-8-0		0-0-0		0-0-0		NEUTRAL		0-1-0		0-1-0		2-6-0								
7-12-0		0-0-0		0-0-0		CONFERENCE		0-0-0		0-0-0		7-12-0								
3-5-0		0-0-0		0-0-0		HOME		0-0-0		0-0-0		3-5-0								
4-7-0		0-0-0		0-0-0		AWAY		0-0-0		0-0-0		4-7-0								
0-0-0		0-0-0		0-0-0		NEUTRAL		0-0-0		0-0-0		0-0-0								
RPI	S	Opponent		Score		RPI	S	Opponent		Score		RPI	S	Opponent		Score				
31	A	Maryland		1	9	95	A	S.C. Upstate		1	13	112	H	Campbell		0	12			
45	A	Longwood		4	7	95	A	S.C. Upstate		3	7	112	H	Campbell		1	16			
45	A	Longwood		1	14	97	N	Utah		1	22	134	A	Liberty		2	7			
												134	A	Liberty		3	16			
												149	N	Villanova		10	12			
												173	H	Central Conn. St.		3	11			
												195	A	Delaware St.		7	1			
												195	A	Delaware St.		1	7			
												195	A	Delaware St.		1	12			
												199	H	Marist		2	6			
												211	N	Princeton		0	12			
												211	N	Princeton		4	2			
												218	N	George Mason		0	8			
												218	N	George Mason		2	10			
												219	H	Delaware		6	10			
												219	H	Delaware		0	12			
												227	H	Howard		1	6			
												227	H	Howard		9	7			
												227	H	Howard		4	2			
												228	N	Mississippi Val.		0	4			
												237	H	Brown		2	3			
												238	H	George Washington		4	5			
												238	H	George Washington		4	3			
												241	A	Coppin St.		2	5			
												241	A	Coppin St.		5	7			
												241	A	Coppin St.		2	12			
												252	N	Tennessee St.		4	12			
LAST 10 GAMES																				
241	A	Coppin St.		5	7	195	A	Delaware St.		7	1	238	H	George Washington		4	3			
241	A	Coppin St.		2	5	264	H	Norfolk St.		5	6	241	A	Coppin St.		2	5			
241	A	Coppin St.		2	12	264	H	Norfolk St.		3	5	241	A	Coppin St.		5	7			
195	A	Delaware St.		1	12	134	A	Liberty		3	16	241	A	Coppin St.		2	12			
195	A	Delaware St.		1	7	134	A	Liberty		2	7	252	N	Tennessee St.		4	12			

Non-Div. I Games:

Hampton

RPI	S	Opponent	Score	
264	A	Norfolk St.	0	9
264	A	Norfolk St.	5	4
264	H	Norfolk St.	5	6
264	H	Norfolk St.	3	5
267	H	Morgan St.	4	7
267	H	Morgan St.	0	8
267	H	Morgan St.	8	7
277	N	Alcorn St.	0	14
284	N	Savannah St.	8	1
285	H	Grambling	10	3
286	A	N.C. Central	8	0
286	A	N.C. Central	11	3
289	A	Md.-East. Shore	3	2
289	A	Md.-East. Shore	4	12
289	A	Md.-East. Shore	14	9

Hampton

H  
a  
m  
p  
t  
o  
n

H  
a  
m  
p  
t  
o  
n

Average RPI Win:		243	WON-LOST RECORD		WINNING PCT. RANK	LAST 10 GAMES	STRENGTH OF SCHEDULE		OPP. STRENGTH OF SCHEDULE	TEAM RPI	ADJ RPI	CONF. RPI	ADJ CONF. RPI
Average RPI Loss:		167											
DIV. I ONLY			5-38-0		.11628	286	3-7-0		223	232	277	.35488	275
DIV. I NON-CONF.			3-22-0		.12	276	1-3-0		224	258	279	.35931	280
TOTALS		RPI 1-25	RPI 26-50		W-L RECORDS		RPI 51-100		RPI 101-150		RPI 150+		
5-38-0		0-1-0	0-2-0		OVERALL		0-4-0		0-9-0		5-22-0		
2-12-0		0-0-0	0-0-0		HOME		0-0-0		0-2-0		2-10-0		
1-12-0		0-0-0	0-2-0		AWAY		0-3-0		0-4-0		1-3-0		
2-14-0		0-1-0	0-0-0		NEUTRAL		0-1-0		0-3-0		2-9-0		
3-22-0		0-1-0	0-0-0		NON-CONFERENCE		0-2-0		0-5-0		3-14-0		
1-5-0		0-0-0	0-0-0		HOME		0-0-0		0-0-0		1-5-0		
0-5-0		0-0-0	0-0-		AWAY		0-1-0		0-2-0		0-2-0		
2-12-0		0-1-0	0-0-0		NEUTRAL		0-1-0		0-3-0		2-7-0		
2-16-0		0-0-0	0-2-0		CONFERENCE		0-2-0		0-4-0		2-8-0		
1-7-0		0-0-0	0-0-0		HOME		0-0-0		0-2-0		1-5-0		
1-7-0		0-0-0	0-2-0		AWAY		0-2-0		0-2-0		1-1-0		
0-2-0		0-0-0	0-0-0		NEUTRAL		0-0-0		0-0-0		0-2-0		
RPI S	Opponent	Score	RPI S	Opponent	Score	RPI S	Opponent	Score	RPI S	Opponent	Score		
16 N	Nebraska	0 9	37 A	Fordham	1 10	57 A	Massachusetts	2 9	103 N	Boston U.	6 8		
			37 A	Fordham	0 8	57 A	Massachusetts	0 8	117 N	Loyola (IL)	2 5		
						84 N	Radford	2 5	125 N	Connecticut	0 4		
						95 A	S.C. Upstate	0 2	130 A	St. Louis	1 6		
									130 A	St. Louis	0 1		
									132 H	Temple	0 7		
									132 H	Temple	0 5		
									149 A	Villanova	4 10		
									149 A	Villanova	2 5		
									151 H	Charlotte	2 5		
									151 H	Charlotte	1 6		
									156 N	Robert Morris	0 8		
									161 N	Bryant	1 0		
									173 N	Central Conn. St.	4 10		
									188 H	Dayton	1 5		
									188 H	Dayton	1 2		
									199 A	Marist	1 9		
									199 A	Marist	0 9		
									202 H	Penn	0 6		
									220 H	UMBC	1 4		
									220 H	UMBC	1 9		
									227 N	Howard	1 9		
									229 H	Drexel	0 4		
									236 N	Yale	0 8		
									238 H	George Washington	0 1		
									238 H	George Washington	5 4		
									244 N	St. Bonaventure	6 7		
			LAST 10 GAMES										
			238 H	George Washington	5 4	266 A	Rhode Island	8 2					
			238 H	George Washington	0 1	270 H	Bucknell	1 4					
			57 A	Massachusetts	0 8	270 H	Bucknell	1 0					
			57 A	Massachusetts	2 9	220 H	UMBC	1 4					
			266 A	Rhode Island	1 2	220 H	UMBC	1 9					

Non-Div. I Games:

La Salle

RPI	S	Opponent	Score
244	N	St. Bonaventure	2 <b>3</b>
251	N	Holy Cross	2 <b>7</b>
256	N	Oakland	3 <b>4</b>
266	A	Rhode Island	1 <b>2</b>
266	A	Rhode Island	8 2
269	N	South Dakota	2 <b>6</b>
270	H	Bucknell	1 <b>4</b>
270	H	Bucknell	1 0
279	N	Lafayette	5 0

[illegible]

**Non-Div. I Games:**

LSU-Alexandria

9

5

LSU-Alexandria

4

5

LSU-Alexandria

8

3

Centenary (LA)



RPI	S	Opponent	Score	
245	A	IUPUI	1	0
256	A	Oakland	9	2
256	A	Oakland	3	11
256	A	Oakland	0	8
285	A	Grambling	0	6
285	H	Grambling	7	1

Centenary (LA)

C  
e  
n  
t  
e  
n  
a  
r  
y  
(  
L  
A  
)

C  
e  
n  
t  
e  
n  
a  
r  
y  
(  
L  
A  
)

Average RPI Win: 248		WON-LOST RECORD	WINNING PCT. RANK	LAST 10 GAMES	STRENGTH OF SCHEDULE	OPP. STRENGTH OF SCHEDULE	TEAM RPI	ADJ RPI	CONF. RPI	ADJ CONF. RPI	
Average RPI Loss: 189											
DIV. I ONLY		13-29-0	.30952 237	2-7-0	281	265	275	.35118 277	31	31	
DIV. I NON-CONF.		5-16-0	.2381 249	0-2-0	265	184	273	.37938 275	30	30	
TOTALS		RPI 1-25	RPI 26-50		W-L RECORDS		RPI 51-100		RPI 101-150		RPI 150+
13-29-0	0-0-0		1-2-0	OVERALL	0-2-0			0-4-0	12-21-0		
1-8-0	0-0-0		0-0-0	HOME	0-0-0			0-1-0	1-7-0		
4-14-0	0-0-0		1-2-0	AWAY	0-2-0			0-3-0	3-7-0		
8-7-0	0-0-0		0-0-0	NEUTRAL	0-0-0			0-0-0	8-7-0		
5-16-0	0-0-0		1-2-0	NON-CONFERENCE	0-2-0			0-4-0	4-8-0		
0-2-0	0-0-0		0-0-0	HOME	0-0-0			0-1-0	0-1-0		
2-12-0	0-0-0		1-0-	AWAY	0-2-0			0-3-0	1-5-0		
3-2-0	0-0-0		0-0-0	NEUTRAL	0-0-0			0-0-0	3-2-0		
8-13-0	0-0-0		0-0-0	CONFERENCE	0-0-0			0-0-0	8-13-0		
1-6-0	0-0-0		0-0-0	HOME	0-0-0			0-0-0	1-6-0		
2-2-0	0-0-0		0-0-0	AWAY	0-0-0			0-0-0	2-2-0		
5-5-0	0-0-0		0-0-0	NEUTRAL	0-0-0			0-0-0	5-5-0		
RPI S	Opponent	Score	RPI S	Opponent	Score	RPI S	Opponent	Score	RPI S	Opponent	Score
			30 A	Texas Tech	4 2	70 A	Mississippi St.	1 10	118 A	La.-Monroe	1 6
			30 A	Texas Tech	0 18	70 A	Mississippi St.	2 11	118 H	La.-Monroe	4 5
			30 A	Texas Tech	0 15				150 A	Northwestern St.	0 2
									150 A	Northwestern St.	0 4
									152 A	Ole Miss	3 1
									152 A	Ole Miss	0 11
									172 A	Southern Miss.	1 5
									191 A	Southeastern La.	2 5
									191 H	Southeastern La.	1 2
									198 A	Central Ark.	0 6
									198 A	Central Ark.	0 9
									224 N	Evansville	3 16
									224 N	Evansville	2 11
									228 H	Mississippi Val.	1 4
									228 H	Mississippi Val.	2 4
									228 H	Mississippi Val.	1 2
									231 H	Jackson St.	5 9
									231 H	Jackson St.	0 1
									231 H	Jackson St.	2 3
									231 N	Jackson St.	8 11
									231 N	Jackson St.	5 4
									231 N	Jackson St.	4 5
									242 N	Southern U.	4 12
									272 N	Texas Southern	4 0
									272 N	Texas Southern	2 10
									274 N	Hampton	14 0
									278 A	Alabama St.	10 16
Non-Div. I Games:		Kentucky St.	8 3	Central Baptist	2 16	Central Baptist	0 8	Miles	4 1		
		Miles	3 0	Ark.-Monticello	4 5	Ark.-Monticello	0 1	Kentucky St.	Alcorn St.	8 1	

A  
l  
c  
o  
r  
n  
s  
t  
.

Alcorn St.

Alcorn St.

Average RPI Win: 283		WON-LOST	WINNING	LAST 10	STRENGTH OF		OPP. STRENGTH	TEAM	ADJ	CONF.	ADJ CONF.
Average RPI Loss: 181		RECORD	PCT. RANK	GAMES	SCHEDULE		OF SCHEDULE	RPI	RPI	RPI	RPI
DIV. I ONLY		11-33-0	.25	257	3-7-0		273	275	278	.34732	278
DIV. I NON-CONF.		4-20-0	.16667	269	0-2-0		220	243	276	.37924	276
TOTALS		RPI 1-25	RPI 26-50		W-L RECORDS		RPI 51-100		RPI 101-150		RPI 150+
11-33-0	0-0-0	0-4-0		OVERALL		0-5-0		0-2-0		11-22-0	
5-1-0	0-0-0	0-0-0		HOME		0-0-0		0-0-0		5-1-0	
1-13-0	0-0-0	0-3-0		AWAY		0-0-0		0-1-0		1-9-0	
5-19-0	0-0-0	0-1-0		NEUTRAL		0-5-0		0-1-0		5-12-0	
4-20-0	0-0-0	0-4-0		NON-CONFERENCE		0-5-0		0-2-0		4-9-0	
3-0-0	0-0-0	0-0-0		HOME		0-0-0		0-0-0		3-0-0	
1-7-0	0-0-0	0-0-		AWAY		0-0-0		0-1-0		1-3-0	
0-13-0	0-0-0	0-1-0		NEUTRAL		0-5-0		0-1-0		0-6-0	
7-13-0	0-0-0	0-0-0		CONFERENCE		0-0-0		0-0-0		7-13-0	
2-1-0	0-0-0	0-0-0		HOME		0-0-0		0-0-0		2-1-0	
0-6-0	0-0-0	0-0-0		AWAY		0-0-0		0-0-0		0-6-0	
5-6-0	0-0-0	0-0-0		NEUTRAL		0-0-0		0-0-0		5-6-0	
RPI S	Opponent	Score	RPI S	Opponent	Score	RPI S	Opponent	Score	RPI S	Opponent	Score
			27 N	Auburn	1 12	51 N	Kansas	2 16	125 N	Connecticut	6 11
			38 A	UAB	0 6	67 N	South Ala.	1 13	142 A	North Florida	4 6
			48 A	Memphis	0 7	75 N	Eastern Ill.	1 14	179 A	Murray St.	4 10
			48 A	Memphis	4 12	76 N	Jacksonville St.	1 10	179 A	Murray St.	0 9
						96 N	Troy	1 9	195 N	Delaware St.	5 17
									203 N	Eastern Ky.	3 5
									215 N	Samford	0 13
									215 N	Samford	1 9
									228 A	Mississippi Val.	0 9
									228 A	Mississippi Val.	1 9
									228 A	Mississippi Val.	4 18
									231 A	Jackson St.	4 15
									231 A	Jackson St.	4 5
									231 A	Jackson St.	1 9
									242 N	Southern U.	6 11
									242 N	Southern U.	1 9
									242 N	Southern U.	6 8
									246 N	Mt. St. Mary's	6 7
									250 N	Austin Peay	1 8
									272 N	Texas Southern	1 10
									277 H	Alcorn St.	16 10
									277 N	Alcorn St.	8 7
									277 N	Alcorn St.	1 12
									280 H	Alabama A&M	10 9
									280 H	Alabama A&M	10 19
									280 N	Alabama A&M	6 3
									282 N	Ark.-Pine Bluff	14 10
LAST 10 GAMES			242 N	Southern U.	1 9	280 N	Alabama A&M	6 3	277 N	Alcorn St.	1 12
			285 N	Grambling	11 10	179 A	Murray St.	0 9	280 H	Alabama A&M	10 9
			242 N	Southern U.	6 11	179 A	Murray St.	4 10	280 H	Alabama A&M	10 19
			280 H	Alabama A&M	10 9	228 A	Mississippi Val.	4 18	280 N	Alabama A&M	6 3
			280 H	Alabama A&M	10 19	228 A	Mississippi Val.	0 9	282 N	Ark.-Pine Bluff	14 10

Non-Div. I Games:

Alabama St.

Alabama St.

Alabama State.

Alabama St.

Average RPI Win: 253		WON-LOST RECORD		WINNING PCT. RANK		LAST 10 GAMES		STRENGTH OF SCHEDULE		OPP. STRENGTH OF SCHEDULE		TEAM RPI		ADJ RPI		CONF. RPI		ADJ CONF. RPI			
DIV. I ONLY		8-39-0		.17021 277		4-6-0		264		267		280		.33625 279		28		28			
DIV. I NON-CONF.		3-24-0		.11111 277		0-2-0		279		269		285		.31932 283		29		28			
TOTALS		RPI 1-25		RPI 26-50		W-L RECORDS		RPI 51-100		RPI 101-150		RPI 150+									
8-39-0		0-0-0		0-0-0		OVERALL		0-1-0		0-7-0		8-31-0									
2-8-0		0-0-0		0-0-0		HOME		0-0-0		0-0-0		2-8-0									
5-16-0		0-0-0		0-0-0		AWAY		0-1-0		0-6-0		5-9-0									
1-15-0		0-0-0		0-0-0		NEUTRAL		0-0-0		0-1-0		1-14-0									
3-24-0		0-0-0		0-0-0		NON-CONFERENCE		0-1-0		0-3-0		3-20-0									
1-1-0		0-0-0		0-0-0		HOME		0-0-0		0-0-0		1-1-0									
1-8-0		0-0-0		0-0-		AWAY		0-1-0		0-2-0		1-5-0									
1-15-0		0-0-0		0-0-0		NEUTRAL		0-0-0		0-1-0		1-14-0									
5-15-0		0-0-0		0-0-0		CONFERENCE		0-0-0		0-4-0		5-11-0									
1-7-0		0-0-0		0-0-0		HOME		0-0-0		0-0-0		1-7-0									
4-8-0		0-0-0		0-0-0		AWAY		0-0-0		0-4-0		4-4-0									
0-0-0		0-0-0		0-0-0		NEUTRAL		0-0-0		0-0-0		0-0-0									
RPI	S	Opponent		Score	RPI	S	Opponent		Score	RPI	S	Opponent		Score	RPI	S	Opponent		Score		
							95	A	S.C. Upstate	0	10	119	A	Iona	0	4	119	A	Iona	2	8
												132	N	Temple	2	12	147	A	Lehigh	0	9
												147	A	Lehigh	0	10	147	A	Lehigh	0	1
												147	A	Lehigh	0	13	161	N	Bryant	1	2
												171	A	Colgate	4	3	171	A	Colgate	3	12
												171	A	Colgate	0	1	171	A	Colgate	3	4
												175	N	Sacred Heart	2	12	176	N	Houston Baptist	4	6
												189	N	Akron	2	7	200	A	Seton Hall	3	7
												200	A	Seton Hall	3	4	204	N	Siena	0	4
												207	A	Manhattan	3	11	207	A	Manhattan	3	4
												207	N	Manhattan	0	4	207	N	Manhattan	4	6
												227	N	Howard	2	8	230	N	Indiana St.	0	8
												234	N	Youngstown St.	8	14	235	H	Army	2	0
												235	H	Army	6	14					
LAST 10 GAMES																					
												171	A	Colgate	4	3	119	A	Iona	0	4
												171	A	Colgate	3	12	270	A	Bucknell	5	2
												171	A	Colgate	3	4	270	A	Bucknell	3	0
												171	A	Colgate	0	1	270	A	Bucknell	0	1
												119	A	Iona	2	8	270	A	Bucknell	5	4

Non-Div. I Games:

Lafayette

RPI	S	Opponent	Score	
235	H	Army	4	6
235	H	Army	4	14
239	N	Columbia	1	6
251	H	Holy Cross	2	3
251	H	Holy Cross	5	10
251	H	Holy Cross	2	5
251	H	Holy Cross	5	13
253	A	Wagner	1	2
253	A	Wagner	15	1
256	N	Oakland	3	7
262	N	Detroit	1	5
270	A	Bucknell	3	0
270	A	Bucknell	0	1
270	A	Bucknell	5	4
270	A	Bucknell	5	2
271	N	Rider	5	2
275	N	La Salle	0	5
281	H	St. Peter's	9	2
281	H	St. Peter's	5	6

Lafayette

L  
a  
f  
a  
y  
e  
t  
t  
e

L  
a  
f  
a  
y  
e  
t  
t  
e

Average RPI Win:		256	WON-LOST RECORD		WINNING PCT. RANK		LAST 10 GAMES		STRENGTH OF SCHEDULE		OPP. STRENGTH OF SCHEDULE		TEAM RPI		ADJ RPI		CONF. RPI		ADJ CONF. RPI				
DIV. I ONLY			4-20-0		.16667 278		1-5-0		230		279		276		.33364 280		31		31				
DIV. I NON-CONF.			0-7-0		0 287		0-0-0		1		71		172		.46368 194		30		30				
TOTALS		RPI 1-25		RPI 26-50				W-L RECORDS				RPI 51-100				RPI 101-150				RPI 150+			
4-20-0		0-1-0		0-3-0				OVERALL				0-3-0				0-0-0				4-13-0			
1-5-0		0-0-0		0-0-0				HOME				0-0-0				0-0-0				1-5-0			
2-5-0		0-0-0		0-2-0				AWAY				0-0-0				0-0-0				2-3-0			
1-10-0		0-1-0		0-1-0				NEUTRAL				0-3-0				0-0-0				1-5-0			
0-7-0		0-1-0		0-3-0				NON-CONFERENCE				0-3-0				0-0-0				0-0-0			
0-0-0		0-0-0		0-0-0				HOME				0-0-0				0-0-0				0-0-0			
0-2-0		0-0-0		0-0-				AWAY				0-0-0				0-0-0				0-0-0			
0-5-0		0-1-0		0-1-0				NEUTRAL				0-3-0				0-0-0				0-0-0			
4-13-0		0-0-0		0-0-0				CONFERENCE				0-0-0				0-0-0				4-13-0			
1-5-0		0-0-0		0-0-0				HOME				0-0-0				0-0-0				1-5-0			
2-3-0		0-0-0		0-0-0				AWAY				0-0-0				0-0-0				2-3-0			
1-5-0		0-0-0		0-0-0				NEUTRAL				0-0-0				0-0-0				1-5-0			
RPI	S	Opponent		Score		RPI	S	Opponent		Score		RPI	S	Opponent		Score		RPI	S	Opponent		Score	
4	N	Alabama		0	18	38	N	UAB		0	8	67	N	South Ala.		0	15	228	A	Mississippi Val.		6	4
						48	A	Memphis		0	9	76	N	Jacksonville St.		4	9	228	A	Mississippi Val.		1	14
						48	A	Memphis		0	8	96	N	Troy		0	17	228	A	Mississippi Val.		2	10
																		231	H	Jackson St.		1	8
																		231	H	Jackson St.		6	10
																		231	H	Jackson St.		3	7
																		242	N	Southern U.		8	7
																		272	N	Texas Southern		4	17
																		277	H	Alcorn St.		2	12
																		277	H	Alcorn St.		6	5
																		277	H	Alcorn St.		1	10
																		278	A	Alabama St.		19	10
																		278	A	Alabama St.		9	10
																		278	N	Alabama St.		3	6
																		282	N	Ark.-Pine Bluff		0	9
																		283	N	Prairie View		3	6
																		285	N	Grambling		4	5
LAST 10 GAMES																							
						278	A	Alabama St.		9	10	231	H	Jackson St.		3	7						
						278	A	Alabama St.		19	10	277	H	Alcorn St.		6	5						
						278	N	Alabama St.		3	6	277	H	Alcorn St.		1	10						
						231	H	Jackson St.		1	8	277	H	Alcorn St.		2	12						
						231	H	Jackson St.		6	10	228	A	Mississippi Val.		2	10						
Non-Div. I Games:		Miles		1	5	Albany St. (GA)		1	11	Berry		8	11	Albany St. (GA)		8	9	Alabama A&M					
		Millsaps		7	10	Miles		7	9														



Average RPI Win:	275	WON-LOST	WINNING	LAST 10	STRENGTH OF	OPP. STRENGTH	TEAM	ADJ	CONF.	ADJ CONF.		
Average RPI Loss:	194	RECORD	PCT. RANK	GAMES	SCHEDULE	OF SCHEDULE	RPI	RPI	RPI	RPI		
DIV. I ONLY		2-36-0	.05263	289	0-10-0	235	263	284	.32627	281	26	26
DIV. I NON-CONF.		1-21-0	.04545	286	0-2-0	256	273	284	.31907	284	27	27
<hr/>												
TOTALS	RPI 1-25	RPI 26-50		W-L RECORDS		RPI 51-100		RPI 101-150		RPI 150+		
2-36-0	0-0-0	0-2-0		OVERALL		0-0-0		0-6-0		2-28-0		
1-11-0	0-0-0	0-0-0		HOME		0-0-0		0-2-0		1-9-0		
1-15-0	0-0-0	0-2-0		AWAY		0-0-0		0-2-0		1-11-0		
0-10-0	0-0-0	0-0-0		NEUTRAL		0-0-0		0-2-0		0-8-0		
<hr/>												
1-21-0	0-0-0	0-2-0		NON-CONFERENCE		0-0-0		0-2-0		1-17-0		
0-4-0	0-0-0	0-0-0		HOME		0-0-0		0-0-0		0-4-0		
1-7-0	0-0-0	0-0-		AWAY		0-0-0		0-0-0		1-5-0		
0-10-0	0-0-0	0-0-0		NEUTRAL		0-0-0		0-2-0		0-8-0		
<hr/>												
1-15-0	0-0-0	0-0-0		CONFERENCE		0-0-0		0-4-0		1-11-0		
1-7-0	0-0-0	0-0-0		HOME		0-0-0		0-2-0		1-5-0		
0-8-0	0-0-0	0-0-0		AWAY		0-0-0		0-2-0		0-6-0		
0-0-0	0-0-0	0-0-0		NEUTRAL		0-0-0		0-0-0		0-0-0		
<hr/>												
RPI	S	Opponent	Score	RPI	S	Opponent	Score	RPI	S	Opponent	Score	
				37	A	Fordham	0 9					
				37	A	Fordham	0 9					
								109	N	Butler	0 10	
								109	N	Butler	0 10	
								119	H	Iona	2 12	
								119	H	Iona	0 13	
								137	A	Fairfield	0 8	
								137	A	Fairfield	0 8	
								169	N	Green Bay	1 4	
								171	N	Colgate	0 11	
								184	A	Niagara	3 18	
								184	A	Niagara	0 18	
								189	N	Akron	1 12	
								197	H	Fairleigh Dickinson	5 10	
								197	H	Fairleigh Dickinson	1 3	
								197	N	Fairleigh Dickinson	4 8	
								199	H	Marist	3 7	
								199	H	Marist	0 8	
								204	H	Siena	3 8	
								204	H	Siena	0 6	
								207	A	Manhattan	13 14	
								207	A	Manhattan	0 9	
								221	A	Canisius	1 9	
								221	A	Canisius	0 9	
				LAST 10 GAMES								
				204	H	Siena	3 8	119	H	Iona	2 12	
				204	H	Siena	0 6	137	A	Fairfield	0 8	
				207	A	Manhattan	13 14	137	A	Fairfield	0 8	
				207	A	Manhattan	0 9	253	A	Wagner	2 10	
				119	H	Iona	0 13	253	A	Wagner	2 5	
								235	H	Army	2 10	
								235	H	Army	0 10	
								235	N	Army	0 8	
								239	A	Columbia	2 3	
								239	A	Columbia	0 8	

**Non-Div. I Games:**

St. Peter's

St. Peter's

Average RPI Win:	274	WON-LOST RECORD	WINNING PCT. RANK	LAST 10 GAMES	STRENGTH OF SCHEDULE	OPP. STRENGTH OF SCHEDULE	TEAM RPI	ADJ RPI	CONF. RPI	ADJ CONF. RPI				
DIV. I ONLY		7-23-0	.23333	264	4-6-0	282	281	281	.32163	282	31	31		
DIV. I NON-CONF.		0-10-0	0	287	0-0-0	145	143	277	.36636	277	30	30		
<hr/>														
TOTALS	RPI 1-25	RPI 26-50		W-L RECORDS		RPI 51-100		RPI 101-150		RPI 150+				
7-23-0	0-1-0	0-2-0		OVERALL		0-1-0		0-0-0		7-19-0				
0-6-0	0-0-0	0-0-0		HOME		0-0-0		0-0-0		0-6-0				
4-10-0	0-1-0	0-0-0		AWAY		0-0-0		0-0-0		4-9-0				
3-7-0	0-0-0	0-2-0		NEUTRAL		0-1-0		0-0-0		3-4-0				
<hr/>														
0-10-0	0-1-0	0-2-0		NON-CONFERENCE		0-1-0		0-0-0		0-6-0				
0-0-0	0-0-0	0-0-0		HOME		0-0-0		0-0-0		0-0-0				
0-7-0	0-1-0	0-0-		AWAY		0-0-0		0-0-0		0-6-0				
0-3-0	0-0-0	0-2-0		NEUTRAL		0-1-0		0-0-0		0-0-0				
<hr/>														
7-13-0	0-0-0	0-0-0		CONFERENCE		0-0-0		0-0-0		7-13-0				
0-6-0	0-0-0	0-0-0		HOME		0-0-0		0-0-0		0-6-0				
4-3-0	0-0-0	0-0-0		AWAY		0-0-0		0-0-0		4-3-0				
3-4-0	0-0-0	0-0-0		NEUTRAL		0-0-0		0-0-0		3-4-0				
<hr/>														
RPI	S	Opponent	Score		RPI	S	Opponent	Score		RPI	S	Opponent	Score	
9	A	Oklahoma	0	15	29	N	Indiana	1	4	81	N	Missouri St.	3	4
					29	N	Indiana	0	18					
										191	A	Southeastern La.	2	8
										191	A	Southeastern La.	0	8
										198	A	Central Ark.	0	12
										198	A	Central Ark.	1	12
										198	A	Central Ark.	0	9
										198	A	Central Ark.	2	11
										228	N	Mississippi Val.	2	8
										231	N	Jackson St.	3	2
										231	N	Jackson St.	5	6
										231	N	Jackson St.	3	8
										242	H	Southern U.	4	12
										242	H	Southern U.	7	11
										242	H	Southern U.	6	13
										272	H	Texas Southern	1	7
										272	H	Texas Southern	3	11
										272	H	Texas Southern	4	8
										272	N	Texas Southern	7	5
										277	A	Alcorn St.	3	4
										278	N	Alabama St.	10	14
										280	N	Alabama A&M	9	0
										283	A	Prairie View	6	7
										283	A	Prairie View	11	10
										283	A	Prairie View	14	2
										285	A	Grambling	2	1
										285	A	Grambling	0	2
										285	A	Grambling	7	4
										285	A	Grambling	7	4
										283	A	Prairie View	14	2
<hr/>														
Non-Div. I Games:	Ouachita Baptist	0	1	Central Baptist	2	10	Ouachita Baptist	3	12	Central Baptist	5	15		
Ark.-Pine Bluff														

Average RPI Win: 277		WON-LOST	WINNING	LAST 10	STRENGTH OF		OPP. STRENGTH	TEAM	ADJ	CONF.	ADJ CONF.
Average RPI Loss: 190		RECORD	PCT. RANK	GAMES	SCHEDULE		OF SCHEDULE	RPI	RPI	RPI	RPI
DIV. I ONLY		6-29-0	.17143	276	0-8-0		269	277	282	.3128	283
DIV. I NON-CONF.		1-15-0	.0625	283	0-2-0		83	191	265	.39394	270
TOTALS		RPI 1-25	RPI 26-50		W-L RECORDS		RPI 51-100		RPI 101-150		RPI 150+
6-29-0		0-2-0	0-1-0		OVERALL		0-0-0		0-7-0		6-19-0
2-10-0		0-0-0	0-0-0		HOME		0-0-0		0-2-0		2-8-0
1-14-0		0-2-0	0-1-0		AWAY		0-0-0		0-4-0		1-7-0
3-5-0		0-0-0	0-0-0		NEUTRAL		0-0-0		0-1-0		3-4-0
1-15-0		0-2-0	0-1-0		NON-CONFERENCE		0-0-0		0-7-0		1-5-0
0-4-0		0-0-0	0-0-0		HOME		0-0-0		0-2-0		0-2-0
0-9-0		0-2-0	0-0-		AWAY		0-0-0		0-4-0		0-2-0
1-2-0		0-0-0	0-0-0		NEUTRAL		0-0-0		0-1-0		1-1-0
5-14-0		0-0-0	0-0-0		CONFERENCE		0-0-0		0-0-0		5-14-0
2-6-0		0-0-0	0-0-0		HOME		0-0-0		0-0-0		2-6-0
1-5-0		0-0-0	0-0-0		AWAY		0-0-0		0-0-0		1-5-0
2-3-0		0-0-0	0-0-0		NEUTRAL		0-0-0		0-0-0		2-3-0
RPI S	Opponent	Score		RPI S	Opponent	Score		RPI S	Opponent	Score	
11 A	Baylor	0	8	35 A	La.-Lafayette	0	28	114 N	Arkansas	0	16
11 A	Baylor	1	6					120 A	McNeese St.	0	14
								120 A	McNeese St.	3	13
								122 H	Texas-Arlington	0	27
								122 H	Texas-Arlington	1	9
								150 A	Northwestern St.	0	14
								150 A	Northwestern St.	0	12
								154 N	Sam Houston St.	5	14
								176 A	Houston Baptist	0	5
								176 A	Houston Baptist	0	7
								176 H	Houston Baptist	2	8
								176 H	Houston Baptist	0	4
								228 N	Mississippi Val.	6	13
								231 N	Jackson St.	2	3
								242 H	Southern U.	0	5
								242 H	Southern U.	0	14
								242 H	Southern U.	2	3
								266 N	Rhode Island	7	6
								272 A	Texas Southern	2	7
								272 A	Texas Southern	3	11
								272 A	Texas Southern	0	9
								272 H	Texas Southern	0	9
								272 H	Texas Southern	11	10
								277 N	Alcorn St.	4	8
								278 N	Alabama St.	5	4
								280 N	Alabama A&M	6	3
								282 H	Ark.-Pine Bluff	7	6
								282 H	Ark.-Pine Bluff	7	6
Non-Div. I Games:				Texas Col.				Houston-Victoria			
				12	1	0	3	Houston-Tillotson			
				8	4	11	2	Houston-Victoria			
								Texas Col.			

Non-Div. I Games: Houston-Victoria 1 5 Texas Col. 7 0

RPI	S	Opponent	Score
282	H	Ark.-Pine Bluff	10 11
282	H	Ark.-Pine Bluff	2 14
285	A	Grambling	3 0
285	A	Grambling	7 12
285	A	Grambling	1 9

Prairie View

P  
r  
a  
i  
r  
i  
e  
V  
i  
e  
w

P  
r  
a  
i  
r  
i  
e  
V  
i  
e  
w

Average RPI Win: 282		WON-LOST RECORD		WINNING PCT. RANK		LAST 10 GAMES		STRENGTH OF SCHEDULE		OPP. STRENGTH OF SCHEDULE		TEAM RPI		ADJ RPI		CONF. RPI		ADJ CONF. RPI	
DIV. I ONLY		10-17-0		.37037 212		3-5-0		289		289		283		.30307 284		29		29	
DIV. I NON-CONF.		10-17-0		.37037 204		3-5-0		289		289		282		.30307 285		28		29	
TOTALS		RPI 1-25		RPI 26-50		W-L RECORDS		RPI 51-100		RPI 101-150		RPI 150+							
10-17-0		0-0-0		0-0-0		OVERALL		0-2-0		0-0-0		10-15-0							
8-2-0		0-0-0		0-0-0		HOME		0-0-0		0-0-0		8-2-0							
2-11-0		0-0-0		0-0-0		AWAY		0-2-0		0-0-0		2-9-0							
0-4-0		0-0-0		0-0-0		NEUTRAL		0-0-0		0-0-0		0-4-0							
10-17-0		0-0-0		0-0-0		NON-CONFERENCE		0-2-0		0-0-0		10-15-0							
8-2-0		0-0-0		0-0-0		HOME		0-0-0		0-0-0		8-2-0							
2-11-0		0-0-0		0-0-		AWAY		0-2-0		0-0-0		2-9-0							
0-4-0		0-0-0		0-0-0		NEUTRAL		0-0-0		0-0-0		0-4-0							
0-0-0		0-0-0		0-0-0		CONFERENCE		0-0-0		0-0-0		0-0-0							
0-0-0		0-0-0		0-0-0		HOME		0-0-0		0-0-0		0-0-0							
0-0-0		0-0-0		0-0-0		AWAY		0-0-0		0-0-0		0-0-0							
0-0-0		0-0-0		0-0-0		NEUTRAL		0-0-0		0-0-0		0-0-0							
RPI	S	Opponent	Score	RPI	S	Opponent	Score	RPI	S	Opponent	Score	RPI	S	Opponent	Score				
								99	A	Mercer	0 18	193	A	Florida A&M	1 5				
								99	A	Mercer	0 8	193	A	Florida A&M	3 9				
												193	A	Florida A&M	1 6				
												193	N	Florida A&M	0 9				
												214	A	Presbyterian	0 4				
												214	A	Presbyterian	3 5				
												234	H	Youngstown St.	6 5				
												234	H	Youngstown St.	2 13				
												264	A	Norfolk St.	2 3				
												264	A	Norfolk St.	5 6				
												274	N	Hampton	1 8				
												277	N	Alcorn St.	4 8				
												278	H	Alabama St.	1 12				
												278	H	Alabama St.	11 10				
												287	A	N.C. A&T	2 11				
												287	A	N.C. A&T	16 14				
												287	H	N.C. A&T	3 2				
												287	H	N.C. A&T	8 7				
												287	N	N.C. A&T	5 6				
												288	A	South Carolina St.	8 2				
												288	A	South Carolina St.	3 4				
												288	H	South Carolina St.	4 2				
												288	H	South Carolina St.	9 1				
												289	H	Md.-East. Shore	8 4				
												289	H	Md.-East. Shore	5 4				
Non-Div. I Games:		Shaw		10 0		Findlay		1 11		Shaw		12 4		Mid-America Naz.		1 8			
		Mid-America Naz.		0 1		Winston-Salem		3 4		Winston-Salem		0 1		Clark Atlanta		Savannah St. 6 3			

Savannah St.

Savannah St.

		Savannah St.				Through Games Of May 15, 2011							
Non-Div. I Games:	Brewton Parker	1	5	Brewton Parker	1	3	Fort Valley St.	7	4	Findlay	Savannah St.	2	12
	Paine	12	0										

Average RPI Win: 283		WON-LOST RECORD	WINNING PCT. RANK	LAST 10 GAMES	STRENGTH OF SCHEDULE	OPP. STRENGTH OF SCHEDULE	TEAM RPI	ADJ RPI	CONF. RPI	ADJ CONF. RPI	
Average RPI Loss: 221											
DIV. I ONLY		7-26-0	.21212 269	1-9-0	288	283	286	.29151 285	31	31	
DIV. I NON-CONF.		3-10-0	.23077 253	0-2-0	275	270	280	.36157 278	30	30	
<hr/>											
TOTALS		RPI 1-25		RPI 26-50		W-L RECORDS		RPI 51-100		RPI 101-150 RPI 150+	
7-26-0		0-0-0		0-1-0		OVERALL		0-0-0		0-5-0 7-20-0	
4-7-0		0-0-0		0-0-0		HOME		0-0-0		0-4-0 4-3-0	
0-9-0		0-0-0		0-0-0		AWAY		0-0-0		0-1-0 0-8-0	
3-10-0		0-0-0		0-1-0		NEUTRAL		0-0-0		0-0-0 3-9-0	
3-10-0		0-0-0		0-1-0		NON-CONFERENCE		0-0-0		0-5-0 3-4-0	
1-4-0		0-0-0		0-0-0		HOME		0-0-0		0-4-0 1-0-0	
0-3-0		0-0-0		0-0-		AWAY		0-0-0		0-1-0 0-2-0	
2-3-0		0-0-0		0-1-0		NEUTRAL		0-0-0		0-0-0 2-2-0	
4-16-0		0-0-0		0-0-0		CONFERENCE		0-0-0		0-0-0 4-16-0	
3-3-0		0-0-0		0-0-0		HOME		0-0-0		0-0-0 3-3-0	
0-6-0		0-0-0		0-0-0		AWAY		0-0-0		0-0-0 0-6-0	
1-7-0		0-0-0		0-0-0		NEUTRAL		0-0-0		0-0-0 1-7-0	
RPI S	Opponent	Score	RPI S	Opponent	Score	RPI S	Opponent	Score	RPI S	Opponent	Score
			35 N	La.-Lafayette	0 7				118 A	La.-Monroe	0 8
									118 H	La.-Monroe	0 7
									120 H	McNeese St.	0 17
									150 H	Northwestern St.	4 9
									150 H	Northwestern St.	0 9
									176 N	Houston Baptist	1 11
									193 N	Florida A&M	6 9
									228 N	Mississippi Val.	0 6
									228 N	Mississippi Val.	0 5
									231 N	Jackson St.	4 12
									231 N	Jackson St.	1 10
									242 A	Southern U.	2 3
									242 A	Southern U.	0 2
									242 A	Southern U.	2 3
									272 A	Texas Southern	4 6
									272 A	Texas Southern	0 8
									272 A	Texas Southern	4 18
									274 A	Hampton	3 10
									276 A	Centenary (LA)	1 7
									276 H	Centenary (LA)	6 0
									277 N	Alcorn St.	0 1
									278 N	Alabama St.	10 11
									278 N	Alabama St.	5 13
									280 N	Alabama A&M	5 4
									282 H	Ark.-Pine Bluff	1 2
									282 H	Ark.-Pine Bluff	2 0
									282 H	Ark.-Pine Bluff	4 7
Non-Div. I Games:		Texas Col.	15 0	Texas Col.	11 1	Texas Col.	23 0	Texas Col.	19 0	Grambling	



RPI	S	Opponent	Score	
283	H	Prairie View	12	7
283	H	Prairie View	0	3
283	H	Prairie View	9	1
287	N	N.C. A&T	7	6
288	N	South Carolina St.	7	4

Grambling

G  
r  
a  
m  
b  
l  
i  
n  
g

G  
r  
a  
m  
b  
l  
i  
n  
g

Average RPI Win:		283	WON-LOST		WINNING		LAST 10		STRENGTH OF		OPP. STRENGTH		TEAM		ADJ		CONF.		ADJ CONF.		
Average RPI Loss:		209	RECORD		PCT. RANK		GAMES		SCHEDULE		OF SCHEDULE		RPI		RPI		RPI		RPI		
DIV. I ONLY			5-35-0		.125	285	1-9-0		277		284		285		.28708		286	29		29	
DIV. I NON-CONF.			5-35-0		.125	275	1-9-0		277		285		286		.28708		287	28		29	
TOTALS		RPI 1-25		RPI 26-50			W-L RECORDS			RPI 51-100			RPI 101-150			RPI 150+					
5-35-0		0-0-0		0-0-0			OVERALL			0-2-0			0-5-0			5-28-0					
4-13-0		0-0-0		0-0-0			HOME			0-0-0			0-0-0			4-13-0					
1-19-0		0-0-0		0-0-0			AWAY			0-2-0			0-5-0			1-12-0					
0-3-0		0-0-0		0-0-0			NEUTRAL			0-0-0			0-0-0			0-3-0					
5-35-0		0-0-0		0-0-0			NON-CONFERENCE			0-2-0			0-5-0			5-28-0					
4-13-0		0-0-0		0-0-0			HOME			0-0-0			0-0-0			4-13-0					
1-19-0		0-0-0		0-0-			AWAY			0-2-0			0-5-0			1-12-0					
0-3-0		0-0-0		0-0-0			NEUTRAL			0-0-0			0-0-0			0-3-0					
0-0-0		0-0-0		0-0-0			CONFERENCE			0-0-0			0-0-0			0-0-0					
0-0-0		0-0-0		0-0-0			HOME			0-0-0			0-0-0			0-0-0					
0-0-0		0-0-0		0-0-0			AWAY			0-0-0			0-0-0			0-0-0					
0-0-0		0-0-0		0-0-0			NEUTRAL			0-0-0			0-0-0			0-0-0					
RPI	S	Opponent		Score		RPI	S	Opponent		Score		RPI	S	Opponent		Score					
								95	A	S.C. Upstate	1	13	112	A	Campbell	0	10				
								95	A	S.C. Upstate	0	8	112	A	Campbell	3	11				
													112	A	Campbell	3	8				
													141	A	Elon	0	8				
													141	A	Elon	0	20				
													163	A	Bethune-Cookman	1	2				
													163	A	Bethune-Cookman	1	10				
													163	A	Bethune-Cookman	2	10				
													193	H	Florida A&M	1	11				
													193	H	Florida A&M	1	10				
													193	H	Florida A&M	1	21				
													195	A	Delaware St.	0	14				
													195	A	Delaware St.	3	15				
													195	H	Delaware St.	8	16				
													195	H	Delaware St.	2	10				
													204	H	Siena	1	5				
													223	A	Furman	0	8				
													223	A	Furman	0	8				
													234	A	Youngstown St.	1	3				
													246	N	Mt. St. Mary's	4	8				
													257	H	UNC Wilmington	0	5				
													263	H	Western Caro.	2	11				
													264	A	Norfolk St.	6	20				
													264	A	Norfolk St.	5	11				
													264	H	Norfolk St.	2	8				
													264	H	Norfolk St.	1	7				
													264	H	Norfolk St.	3	8				
Non-Div. I Games:		Winston-Salem		1	9	Winston-Salem		0	4	St. Paul's		9	0	Winston-Salem		3	2	N.C. Central			

N.C. Central

**Non-Div. I Games:**

Tie, Loss, Non-Conf,S Site, H Home, A Away, N Neutral Page 492

RPI	S	Opponent	Score
284	A	Savannah St.	7 <b>8</b>
284	H	Savannah St.	14 <b>16</b>
284	H	Savannah St.	11 2
284	N	Savannah St.	6 5
285	N	Grambling	6 <b>7</b>
286	A	N.C. Central	3 <b>6</b>
286	A	N.C. Central	11 <b>12</b>
288	H	South Carolina St.	6 5
288	H	South Carolina St.	2 <b>5</b>
288	H	South Carolina St.	0 <b>3</b>
288	N	South Carolina St.	9 3
289	N	Md.-East. Shore	4 <b>5</b>

Average RPI Win: 284		WON-LOST RECORD		WINNING PCT. RANK		LAST 10 GAMES		STRENGTH OF SCHEDULE		OPP. STRENGTH OF SCHEDULE		TEAM RPI		ADJ RPI		CONF. RPI		ADJ CONF. RPI	
DIV. I ONLY		8-42-0		.16 280		2-8-0		286		287		288		.2575 288		30		30	
DIV. I NON-CONF.		3-27-0		.1 280		2-3-0		286		287		289		.25504 289		31		31	
TOTALS		RPI 1-25		RPI 26-50		W-L RECORDS		RPI 51-100		RPI 101-150		RPI 150+							
8-42-0		0-0-0		0-0-0		OVERALL		0-1-0		0-4-0		8-37-0							
5-15-0		0-0-0		0-0-0		HOME		0-0-0		0-2-0		5-13-0							
3-14-0		0-0-0		0-0-0		AWAY		0-0-0		0-2-0		3-12-0							
0-13-0		0-0-0		0-0-0		NEUTRAL		0-1-0		0-0-0		0-12-0							
3-27-0		0-0-0		0-0-0		NON-CONFERENCE		0-1-0		0-4-0		3-22-0							
3-10-0		0-0-0		0-0-0		HOME		0-0-0		0-2-0		3-8-0							
0-8-0		0-0-0		0-0-		AWAY		0-0-0		0-2-0		0-6-0							
0-9-0		0-0-0		0-0-0		NEUTRAL		0-1-0		0-0-0		0-8-0							
5-15-0		0-0-0		0-0-0		CONFERENCE		0-0-0		0-0-0		5-15-0							
2-5-0		0-0-0		0-0-0		HOME		0-0-0		0-0-0		2-5-0							
3-6-0		0-0-0		0-0-0		AWAY		0-0-0		0-0-0		3-6-0							
0-4-0		0-0-0		0-0-0		NEUTRAL		0-0-0		0-0-0		0-4-0							
RPI	S	Opponent		Score		RPI	S	Opponent		Score		RPI	S	Opponent		Score			

South Carolina St.

M  
d  
.  
-  
E  
a  
s  
t  
.  
S  
h  
o  
r  
e



Md.-East. Shore