

[illegible]

Arizona St.

RPI	S	Opponent	Score	
19	H	UCLA	5	0

Non-Div. I Games:

Average RPI Win: Average RPI Loss:	64 11	WON-LOST RECORD	WINNING PCT. RANK	LAST 10 GAMES		STRENGTH OF SCHEDULE	OPP. STRENGTH OF SCHEDULE	TEAM RPI	ADJ RPI	CONF. RPI	ADJ CONF. RPI				
DIV. I ONLY		56-13-0	.81159	7	7-3-0	3	1	2	.72748	2	3	3			
DIV. I NON-CONF.		33-5-0	.86842	8	5-3-0	3	3	2	.71494	2	3	3			
<hr/>															
TOTALS	RPI 1-25		RPI 26-50		W-L RECORDS		RPI 51-100		RPI 101-150		RPI 150+				
56-13-0	17-12-0		11-1-0		OVERALL		13-0-0		9-0-0		6-0-0				
26-5-0	9-5-0		5-0-0		HOME		6-0-0		5-0-0		1-0-0				
14-3-0	2-3-0		4-0-0		AWAY		5-0-0		0-0-0		3-0-0				
16-5-0	6-4-0		2-1-0		NEUTRAL		2-0-0		4-0-0		2-0-0				
33-5-0	8-5-0		8-0-0		NON-CONFERENCE		8-0-0		6-0-0		3-0-0				
16-1-0	4-1-0		5-0-0		HOME		4-0-0		2-0-0		1-0-0				
3-0-0	0-0-0		1-0-		AWAY		2-0-0		0-0-0		0-0-0				
14-4-0	4-4-0		2-0-0		NEUTRAL		2-0-0		4-0-0		2-0-0				
23-8-0	9-7-0		3-1-0		CONFERENCE		5-0-0		3-0-0		3-0-0				
10-4-0	5-4-0		0-0-0		HOME		2-0-0		3-0-0		0-0-0				
11-3-0	2-3-0		3-0-0		AWAY		3-0-0		0-0-0		3-0-0				
2-1-0	2-0-0		0-1-0		NEUTRAL		0-0-0		0-0-0		0-0-0				
<hr/>															
RPI	S	Opponent	Score	RPI	S	Opponent	Score	RPI	S	Opponent	Score	RPI	S	Opponent	Score
1	N	Arizona St.	2 7	26	H	Syracuse	2 0	53	H	Pacific	10 2	102	H	North Dakota St.	9 0
1	N	Arizona St.	5 6	28	A	Auburn	13 4	56	A	South Fla.	12 0	102	H	North Dakota St.	18 0
1	N	Arizona St.	4 14	28	A	Auburn	8 2	56	A	South Fla.	10 2	104	N	Fla. Gulf Coast	6 0
3	H	Alabama	0 5	28	A	Auburn	14 4	60	H	FIU	8 0	114	N	Ball St.	21 0
3	H	Alabama	6 5	28	N	Auburn	2 6	69	H	Mississippi St.	8 0	118	H	Arkansas	4 0
3	H	Alabama	3 2	30	N	Indiana	7 0	69	H	Mississippi St.	18 1	118	H	Arkansas	8 0
3	N	Alabama	9 2	41	N	San Diego St.	4 2	71	N	North Carolina St.	9 0	118	H	Arkansas	8 1
3	N	Alabama	16 2	42	H	North Carolina	9 0	82	A	South Carolina	6 1	126	N	Connecticut	9 0
4	N	Missouri	6 2	42	H	North Carolina	3 0	82	A	South Carolina	6 1	146	N	Marshall	17 1
5	N	California	5 2	42	H	North Carolina	10 0	82	A	South Carolina	5 0	154	N	Robert Morris	6 1
6	H	Georgia	1 5	48	A	Jacksonville	7 0	87	H	Valparaiso	13 4	157	A	Ole Miss	11 3
6	H	Georgia	7 10	49	H	Florida St.	1 0	90	H	UCF	8 1	157	A	Ole Miss	8 0
6	H	Georgia	5 13					94	N	Utah	7 3	157	A	Ole Miss	18 3
7	N	Texas	6 5									159	H	Bethune-Cookman	8 0
13	H	Tennessee	4 3									161	N	Long Island	9 2
13	H	Tennessee	7 2												
13	H	Tennessee	2 0												
17	A	Kentucky	6 7												
17	A	Kentucky	2 10												
17	A	Kentucky	2 9												
18	H	Oregon	9 1												
18	H	Oregon	7 0												
19	H	UCLA	2 3												
19	H	UCLA	4 2												
19	H	UCLA	11 3												
19	N	UCLA	4 1												
21	N	Nebraska	0 1												
<hr/>															
				LAST 10 GAMES											
1	N	Arizona St.	2 7	1	N	Arizona St.	5 6								
1	N	Arizona St.	4 14	4	N	Missouri	6 2								
3	N	Alabama	9 2	18	H	Oregon	7 0								
3	N	Alabama	16 2	18	H	Oregon	9 1								
5	N	California	5 2	19	H	UCLA	11 3								

Florida

RPI	S	Opponent	Score	
24	A	LSU	8	1
24	A	LSU	5	0

F
l
o
r
i
d
a

F
l
o
r
i
d
a

Non-Div. I Games:

Average RPI Win: 69		WON-LOST	WINNING	LAST 10	STRENGTH OF		OPP. STRENGTH	TEAM	ADJ	CONF.	ADJ CONF.				
Average RPI Loss: 14		RECORD	PCT. RANK	GAMES	SCHEDULE		OF SCHEDULE	RPI	RPI	RPI	RPI				
DIV. I ONLY		53-11-0	.82813	4	7-3-0		8	5	4	.71693	3				
DIV. I NON-CONF.		33-2-0	.94286	2	7-1-0		5	11	1	.73625	1				
TOTALS		RPI 1-25	RPI 26-50		W-L RECORDS		RPI 51-100		RPI 101-150		RPI 150+				
53-11-0		14-10-0	13-1-0		OVERALL		15-0-0		4-0-0		7-0-0				
25-1-0		7-1-0	10-0-0		HOME		4-0-0		3-0-0		1-0-0				
12-6-0		2-6-0	1-0-0		AWAY		5-0-0		1-0-0		3-0-0				
16-4-0		5-3-0	2-1-0		NEUTRAL		6-0-0		0-0-0		3-0-0				
33-2-0		9-1-0	11-1-0		NON-CONFERENCE		8-0-0		1-0-0		4-0-0				
14-1-0		4-1-0	8-0-0		HOME		1-0-0		0-0-0		1-0-0				
4-0-0		0-0-0	1-0-		AWAY		2-0-0		1-0-0		0-0-0				
15-1-0		5-0-0	2-1-0		NEUTRAL		5-0-0		0-0-0		3-0-0				
20-9-0		5-9-0	2-0-0		CONFERENCE		7-0-0		3-0-0		3-0-0				
11-0-0		3-0-0	2-0-0		HOME		3-0-0		3-0-0		0-0-0				
8-6-0		2-6-0	0-0-0		AWAY		3-0-0		0-0-0		3-0-0				
1-3-0		0-3-0	0-0-0		NEUTRAL		1-0-0		0-0-0		0-0-0				
RPI S	Opponent	Score		RPI S	Opponent	Score		RPI S	Opponent	Score		RPI S	Opponent	Score	
2 A	Florida	2	3	26 H	Syracuse	9	0	56 A	South Fla.	12	1	113 A	Col. of Charleston	7	1
2 A	Florida	5	6	26 H	Syracuse	20	5	65 N	Virginia	4	0	118 H	Arkansas	9	0
2 A	Florida	5	0	28 H	Auburn	8	2	66 N	South Ala.	6	0	118 H	Arkansas	12	3
2 N	Florida	2	16	28 H	Auburn	6	1	69 H	Mississippi St.	5	2	118 H	Arkansas	10	1
2 N	Florida	2	9	34 N	La.-Lafayette	0	1	69 H	Mississippi St.	13	3	157 A	Ole Miss	10	1
4 N	Missouri	3	1	38 A	UAB	3	0	69 H	Mississippi St.	6	2	157 A	Ole Miss	8	0
5 N	California	1	0	39 N	Illinois St.	7	0	69 N	Mississippi St.	5	1	157 A	Ole Miss	18	1
6 H	Georgia	9	5	40 N	Fordham	3	1	76 N	Jacksonville St.	6	0	173 N	Central Conn. St.	17	1
6 H	Georgia	2	1	42 H	North Carolina	10	1	82 A	South Carolina	7	0	216 N	Samford	8	0
6 H	Georgia	6	4	42 H	North Carolina	3	0	82 A	South Carolina	7	0	230 H	Jackson St.	8	0
6 N	Georgia	2	4	44 H	Memphis	7	1	82 A	South Carolina	1	0	280 N	Alabama A&M	18	0
9 N	Baylor	3	0	45 H	Chattanooga	11	2	89 H	UTSA	13	5				
13 A	Tennessee	9	5	49 H	Florida St.	8	0	96 N	Western Mich.	12	4				
13 A	Tennessee	1	4	49 H	Florida St.	9	2	97 A	Troy	5	2				
16 H	Stanford	10	0					97 N	Troy	9	1				
16 H	Stanford	1	0												
16 H	Stanford	2	5												
18 N	Oregon	10	0												
23 N	Notre Dame	4	1												
24 A	LSU	0	2												
24 A	LSU	1	2												
24 A	LSU	1	3												
25 H	Louisville	10	2												
25 H	Louisville	9	8												
				LAST 10 GAMES											
				2 N	Florida	2	9	16 H	Stanford	10	0				
				2 N	Florida	2	16	16 H	Stanford	2	5				
				9 N	Baylor	3	0	45 H	Chattanooga	11	2				
				5 N	California	1	0	44 H	Memphis	7	1				
				16 H	Stanford	1	0	230 H	Jackson St.	8	0				

Non-Div. I Games:

Alabama

Average RPI Win:		73	WON-LOST		WINNING		LAST 10		STRENGTH OF		OPP. STRENGTH		TEAM	ADJ		CONF.		ADJ CONF.						
Average RPI Loss:		21	RECORD		PCT. RANK		GAMES		SCHEDULE		OF SCHEDULE		RPI	RPI		RPI		RPI						
DIV. I ONLY			53-10-0		.84127		3		7-3-0		5		14		3		.71071		4		2		2	
DIV. I NON-CONF.			37-6-0		.86047		11		6-2-0		22		28		6		.66273		7		2		2	
TOTALS		RPI 1-25		RPI 26-50				W-L RECORDS				RPI 51-100				RPI 101-150				RPI 150+				
53-10-0		12-7-0		12-2-0				OVERALL				14-1-0				10-0-0				5-0-0				
29-2-0		7-1-0		8-1-0				HOME				8-0-0				4-0-0				2-0-0				
17-3-0		4-2-0		3-0-0				AWAY				4-1-0				4-0-0				2-0-0				
7-5-0		1-4-0		1-1-0				NEUTRAL				2-0-0				2-0-0				1-0-0				
37-6-0		2-3-0		10-2-0				NON-CONFERENCE				10-1-0				10-0-0				5-0-0				
22-1-0		2-0-0		8-1-0				HOME				6-0-0				4-0-0				2-0-0				
9-1-0		0-0-0		1-0-				AWAY				2-1-0				4-0-0				2-0-0				
6-4-0		0-3-0		1-1-0				NEUTRAL				2-0-0				2-0-0				1-0-0				
16-4-0		10-4-0		2-0-0				CONFERENCE				4-0-0				0-0-0				0-0-0				
7-1-0		5-1-0		0-0-0				HOME				2-0-0				0-0-0				0-0-0				
8-2-0		4-2-0		2-0-0				AWAY				2-0-0				0-0-0				0-0-0				
1-1-0		1-1-0		0-0-0				NEUTRAL				0-0-0				0-0-0				0-0-0				
RPI	S	Opponent		Score		RPI	S	Opponent		Score		RPI	S	Opponent		Score		RPI	S	Opponent		Score		
2	N	Florida		2	6	29	H	DePaul		8	0	51	A	Kansas		6	5	102	H	North Dakota St.		4	3	
3	N	Alabama		1	3	29	H	DePaul		1	2	51	A	Kansas		3	2	102	H	North Dakota St.		11	2	
5	N	California		0	1	29	H	DePaul		7	3	56	A	South Fla.		4	1	108	A	UNI		7	2	
7	H	Texas		6	3	31	A	Texas Tech		10	1	64	H	Southern Ill.		3	0	117	N	UMKC		3	0	
7	H	Texas		0	2	31	A	Texas Tech		4	1	70	H	Iowa St.		8	1	118	H	Arkansas		12	0	
9	A	Baylor		2	3	36	N	Fresno St.		3	6	70	H	Iowa St.		8	2	129	A	St. Louis		7	4	
9	A	Baylor		6	0	39	H	Illinois St.		9	0	74	H	Minnesota		2	0	129	A	St. Louis		5	1	
9	N	Baylor		0	1	39	H	Illinois St.		10	0	80	N	Missouri St.		11	0	129	A	St. Louis		12	0	
10	H	Oklahoma		3	2	39	H	Illinois St.		8	4	86	H	Drake		5	0	135	N	Temple		8	7	
10	H	Oklahoma		1	0	39	H	Illinois St.		12	3	86	H	Drake		8	1	137	H	SIU Edwardsville		10	0	
10	N	Oklahoma		4	1	39	N	Illinois St.		8	2	92	A	North Texas		4	1	165	N	Southeast Mo. St.		5	0	
12	H	Washington		6	3	41	A	San Diego St.		9	1	92	A	North Texas		2	9	181	H	Western Ill.		7	2	
12	H	Washington		4	0	43	H	Illinois		4	3	96	H	Western Mich.		10	0	181	H	Western Ill.		5	0	
14	H	Texas A&M		6	3	43	H	Illinois		8	0	96	H	Western Mich.		10	1	228	A	Evansville		7	2	
14	H	Texas A&M		3	0							96	N	Western Mich.		6	1	228	A	Evansville		9	1	
15	A	Oklahoma St.		5	0	LAST 10 GAMES																		
15	A	Oklahoma St.		5	1	10	N	Oklahoma		4	1	29	H	DePaul		8	0							
21	A	Nebraska		2	3	9	N	Baylor		0	1	29	H	DePaul		7	3							
21	A	Nebraska		4	1	2	N	Florida		2	6	39	H	Illinois St.		8	4							
						12	H	Washington		6	3	29	H	DePaul		1	2							
						12	H	Washington		4	0	39	H	Illinois St.		12	3							

Non-Div. I Games:

Missouri

California

Through Games Of Final

Average RPI Win: 74		WON-LOST	WINNING	LAST 10	STRENGTH OF	OPP. STRENGTH	TEAM	ADJ	CONF.	ADJ CONF.				
Average RPI Loss: 20		RECORD	PCT. RANK	GAMES	SCHEDULE	OF SCHEDULE	RPI	RPI	RPI	RPI				
DIV. I ONLY		45-13-0	.77586	12	7-3-0	4	9	6	.70925	5	1	1		
DIV. I NON-CONF.		30-7-0	.81081	19	6-3-0	18	39	10	.65997	8	1	1		
<hr/>														
TOTALS		RPI 1-25		RPI 26-50		W-L RECORDS		RPI 51-100		RPI 101-150		RPI 150+		
45-13-0		19-9-0		4-2-0		OVERALL		9-2-0		6-0-0		7-0-0		
11-3-0		9-3-0		0-0-0		HOME		0-0-0		0-0-0		2-0-0		
12-5-0		6-4-0		1-0-0		AWAY		4-1-0		0-0-0		1-0-0		
22-5-0		4-2-0		3-2-0		NEUTRAL		5-1-0		6-0-0		4-0-0		
30-7-0		7-3-0		4-2-0		NON-CONFERENCE		6-2-0		6-0-0		7-0-0		
2-0-0		0-0-0		0-0-0		HOME		0-0-0		0-0-0		2-0-0		
6-2-0		3-1-0		1-0-		AWAY		1-1-0		0-0-0		1-0-0		
22-5-0		4-2-0		3-2-0		NEUTRAL		5-1-0		6-0-0		4-0-0		
15-6-0		12-6-0		0-0-0		CONFERENCE		3-0-0		0-0-0		0-0-0		
9-3-0		9-3-0		0-0-0		HOME		0-0-0		0-0-0		0-0-0		
6-3-0		3-3-0		0-0-0		AWAY		3-0-0		0-0-0		0-0-0		
0-0-0		0-0-0		0-0-0		NEUTRAL		0-0-0		0-0-0		0-0-0		
RPI	S	Opponent		Score	RPI	S	Opponent		Score	RPI	S	Opponent		Score
1	H	Arizona St.		3 2	30	N	Indiana		4 3	53	A	Pacific		2 13
1	H	Arizona St.		2 7	30	N	Indiana		3 0	55	A	Hawaii		3 1
1	H	Arizona St.		1 3	31	N	Texas Tech		4 5	58	N	Massachusetts		4 0
2	N	Florida		2 5	36	A	Fresno St.		6 2	63	N	Northwestern		2 3
3	N	Alabama		0 1	37	N	BYU		2 7	67	N	Iowa		6 2
4	N	Missouri		1 0	37	N	BYU		4 2	76	N	Jacksonville St.		6 3
8	A	Arizona		1 2						77	A	Oregon St.		9 0
8	A	Arizona		6 3						77	A	Oregon St.		1 0
8	A	Arizona		9 4						77	A	Oregon St.		4 0
12	A	Washington		1 9						86	N	Drake		3 0
12	A	Washington		10 0						97	N	Troy		1 0
12	A	Washington		1 2										
15	N	Oklahoma St.		6 2										
16	H	Stanford		1 2										
16	H	Stanford		2 0										
16	H	Stanford		4 1										
17	A	Kentucky		9 0										
17	A	Kentucky		1 0										
17	A	Kentucky		0 8										
18	H	Oregon		2 0										
18	H	Oregon		5 2										
18	H	Oregon		5 0										
19	H	UCLA		7 2										
19	H	UCLA		2 1										
19	H	UCLA		9 1										
24	N	LSU		11 3										
25	A	Louisville		3 0										
					LAST 10 GAMES									
					15	N	Oklahoma St.		6 2	17	A	Kentucky		1 0
					2	N	Florida		2 5	25	A	Louisville		3 0
					3	N	Alabama		0 1	25	N	Louisville		4 0
					17	A	Kentucky		9 0	76	N	Jacksonville St.		6 3
					17	A	Kentucky		0 8	8	A	Arizona		6 3

California

RPI	S	Opponent	Score	
25	N	Louisville	4	0

Non-Div. I Games:

Average RPI Win:		71	WON-LOST RECORD		WINNING PCT. RANK		LAST 10 GAMES		STRENGTH OF SCHEDULE		OPP. STRENGTH OF SCHEDULE		TEAM RPI		ADJ RPI		CONF. RPI		ADJ CONF. RPI	
DIV. I ONLY			51-14-0		.78462 11		6-4-0		9		7		7		.70904 6		3		3	
DIV. I NON-CONF.			32-4-0		.88889 5		4-3-0		17		13		3		.6902 4		3		3	
TOTALS		RPI 1-25		RPI 26-50		W-L RECORDS		RPI 51-100		RPI 101-150		RPI 150+								
51-14-0		17-9-0		10-3-0		OVERALL		11-1-0		6-1-0		7-0-0								
38-6-0		8-4-0		9-1-0		HOME		8-1-0		6-0-0		7-0-0								
7-6-0		4-3-0		1-2-0		AWAY		2-0-0		0-1-0		0-0-0								
6-2-0		5-2-0		0-0-0		NEUTRAL		1-0-0		0-0-0		0-0-0								
32-4-0		6-3-0		9-1-0		NON-CONFERENCE		7-0-0		6-0-0		4-0-0								
27-3-0		2-2-0		9-1-0		HOME		6-0-0		6-0-0		4-0-0								
1-0-0		1-0-0		0-0-		AWAY		0-0-0		0-0-0		0-0-0								
4-1-0		3-1-0		0-0-0		NEUTRAL		1-0-0		0-0-0		0-0-0								
19-10-0		11-6-0		1-2-0		CONFERENCE		4-1-0		0-1-0		3-0-0								
11-3-0		6-2-0		0-0-0		HOME		2-1-0		0-0-0		3-0-0								
6-6-0		3-3-0		1-2-0		AWAY		2-0-0		0-1-0		0-0-0								
2-1-0		2-1-0		0-0-0		NEUTRAL		0-0-0		0-0-0		0-0-0								
RPI	S	Opponent		Score		RPI	S	Opponent		Score		RPI	S	Opponent		Score				
2	A	Florida		5 1		28	A	Auburn		6 1		67	H	Iowa		8 1				
2	A	Florida		13 5		28	A	Auburn		2 3		68	H	Lipscomb		7 4				
2	A	Florida		10 7		28	A	Auburn		1 3		69	H	Mississippi St.		6 8				
3	A	Alabama		5 9		30	H	Indiana		2 0		69	H	Mississippi St.		10 2				
3	A	Alabama		4 6		32	H	Maryland		8 2		69	H	Mississippi St.		4 3				
3	A	Alabama		1 2		33	H	East Carolina		1 0		71	H	North Carolina St.		13 4				
3	N	Alabama		4 2		38	H	UAB		9 2		77	N	Oregon St.		12 7				
8	N	Arizona		8 0		39	H	Illinois St.		2 1		78	H	Georgia St.		8 0				
9	H	Baylor		14 2		45	H	Chattanooga		4 3		82	A	South Carolina		8 4				
9	H	Baylor		2 9		46	H	Penn St.		8 0		82	A	South Carolina		5 0				
9	H	Baylor		1 5		47	H	Longwood		8 0		93	H	Kennesaw St.		6 1				
10	N	Oklahoma		1 0		47	H	Longwood		5 7		95	H	S.C. Upstate		9 1				
13	H	Tennessee		1 5		49	H	Florida St.		10 2										
13	H	Tennessee		4 9																
13	N	Tennessee		5 6																
14	N	Texas A&M		6 2																
15	N	Oklahoma St.		0 1																
17	H	Kentucky		8 3																
17	H	Kentucky		6 1																
17	H	Kentucky		9 1																
22	A	Georgia Tech		10 8																
22	H	Georgia Tech		10 2																
24	H	LSU		12 0																
24	H	LSU		6 3																
24	H	LSU		8 0																
24	N	LSU		9 0																
						LAST 10 GAMES														
						9	H	Baylor		2 9		78	H	Georgia St.		8 0				
						9	H	Baylor		14 2		13	N	Tennessee		5 6				
						9	H	Baylor		1 5		3	N	Alabama		4 2				
						49	H	Florida St.		10 2		24	N	LSU		9 0				
						38	H	UAB		9 2		47	H	Longwood		5 7				

Non-Div. I Games:

Georgia

T
e
x
a
s

Texas				Through Games Of Final										
Average RPI Win: 66		WON-LOST RECORD	WINNING PCT. RANK		LAST 10 GAMES	STRENGTH OF SCHEDULE	OPP. STRENGTH OF SCHEDULE		TEAM RPI	ADJ RPI		CONF. RPI	ADJ CONF. RPI	
Average RPI Loss: 35														
DIV. I ONLY		45-10-0	.81818	6	4-6-0	10	11	5	.6952	7	2	2		
DIV. I NON-CONF.		31-6-0	.83784	13	1-2-0	29	19	11	.65183	10	2	2		
TOTALS		RPI 1-25		RPI 26-50		W-L RECORDS		RPI 51-100		RPI 101-150		RPI 150+		
45-10-0		12-7-0		6-2-0		OVERALL		18-0-0		6-0-0		3-1-0		
24-5-0		5-3-0		1-1-0		HOME		13-0-0		3-0-0		2-1-0		
11-3-0		6-3-0		3-0-0		AWAY		2-0-0		0-0-0		0-0-0		
10-2-0		1-1-0		2-1-0		NEUTRAL		3-0-0		3-0-0		1-0-0		
31-6-0		4-3-0		4-2-0		NON-CONFERENCE		14-0-0		6-0-0		3-1-0		
18-3-0		3-1-0		1-1-0		HOME		9-0-0		3-0-0		2-1-0		
3-1-0		0-1-0		1-0-		AWAY		2-0-0		0-0-0		0-0-0		
10-2-0		1-1-0		2-1-0		NEUTRAL		3-0-0		3-0-0		1-0-0		
14-4-0		8-4-0		2-0-0		CONFERENCE		4-0-0		0-0-0		0-0-0		
6-2-0		2-2-0		0-0-0		HOME		4-0-0		0-0-0		0-0-0		
8-2-0		6-2-0		2-0-0		AWAY		0-0-0		0-0-0		0-0-0		
0-0-0		0-0-0		0-0-0		NEUTRAL		0-0-0		0-0-0		0-0-0		
RPI	S	Opponent	Score		RPI	S	Opponent	Score		RPI	S	Opponent	Score	
2	N	Florida	5	6	27	H	Tulsa	6	1	51	H	Kansas	10	2
4	A	Missouri	3	6	29	N	DePaul	11	3	51	H	Kansas	12	0
4	A	Missouri	2	0	31	A	Texas Tech	15	2	54	N	Hofstra	5	0
9	A	Baylor	3	0	31	A	Texas Tech	9	5	57	H	A&M-Corpus Christi	6	0
9	H	Baylor	1	2	34	H	La.-Lafayette	3	5	57	H	A&M-Corpus Christi	2	0
10	H	Oklahoma	2	5	35	A	Long Beach St.	1	0	58	N	Massachusetts	3	0
10	H	Oklahoma	5	3	36	N	Fresno St.	9	2	59	N	Pittsburgh	4	0
12	N	Washington	12	0	40	N	Fordham	1	2	70	H	Iowa St.	3	0
14	A	Texas A&M	1	5						70	H	Iowa St.	6	1
14	H	Texas A&M	4	3						72	H	Wisconsin	15	1
15	A	Oklahoma St.	10	0						73	A	Texas St.	6	2
15	A	Oklahoma St.	6	3						73	H	Texas St.	2	0
20	H	Houston	4	1						73	H	Texas St.	2	1
20	H	Houston	0	1						80	H	Missouri St.	5	0
21	A	Nebraska	4	3						80	H	Missouri St.	7	1
21	A	Nebraska	1	0						89	H	UTSA	2	1
24	A	LSU	1	2						91	A	Cal St. Fullerton	5	0
25	H	Louisville	14	4						92	H	North Texas	8	0
25	H	Louisville	6	2										
					LAST 10 GAMES									
					34	H	La.-Lafayette	3	5	4	A	Missouri	2	0
					20	H	Houston	0	1	14	A	Texas A&M	1	5
					73	H	Texas St.	2	0	10	H	Oklahoma	5	3
					9	H	Baylor	1	2	10	H	Oklahoma	2	5
					4	A	Missouri	3	6	9	A	Baylor	3	0

T
e
x
a
s

Non-Div. I Games: Texas Woman's 3 0

Texas

Average RPI Win:		75	WON-LOST		WINNING		LAST 10		STRENGTH OF		OPP. STRENGTH		TEAM		ADJ		CONF.		ADJ CONF.					
Average RPI Loss:		13	RECORD		PCT. RANK		GAMES		SCHEDULE		OF SCHEDULE		RPI		RPI		RPI		RPI					
DIV. I ONLY			43-18-0		.70492		32		5-5-0		2		4		8		.68989		8		1		1	
DIV. I NON-CONF.			32-8-0		.8		23		3-2-0		11		22		5		.66886		5		1		1	
TOTALS		RPI 1-25		RPI 26-50				W-L RECORDS				RPI 51-100				RPI 101-150				RPI 150+				
43-18-0		13-17-0		8-0-0				OVERALL				11-1-0				7-0-0				4-0-0				
20-11-0		5-11-0		2-0-0				HOME				6-0-0				5-0-0				2-0-0				
9-3-0		5-2-0		2-0-0				AWAY				2-1-0				0-0-0				0-0-0				
14-4-0		3-4-0		4-0-0				NEUTRAL				3-0-0				2-0-0				2-0-0				
32-8-0		4-8-0		8-0-0				NON-CONFERENCE				9-0-0				7-0-0				4-0-0				
16-3-0		1-3-0		2-0-0				HOME				6-0-0				5-0-0				2-0-0				
2-1-0		0-1-0		2-0-				AWAY				0-0-0				0-0-0				0-0-0				
14-4-0		3-4-0		4-0-0				NEUTRAL				3-0-0				2-0-0				2-0-0				
11-10-0		9-9-0		0-0-0				CONFERENCE				2-1-0				0-0-0				0-0-0				
4-8-0		4-8-0		0-0-0				HOME				0-0-0				0-0-0				0-0-0				
7-2-0		5-1-0		0-0-0				AWAY				2-1-0				0-0-0				0-0-0				
0-0-0		0-0-0		0-0-0				NEUTRAL				0-0-0				0-0-0				0-0-0				
RPI	S	Opponent		Score		RPI	S	Opponent		Score		RPI	S	Opponent		Score		RPI	S	Opponent		Score		
1	H	Arizona St.		3	8	29	N	DePaul		7	1	53	H	Pacific		8	6	123	N	Loyola Marymount		6	0	
1	H	Arizona St.		10	13	30	N	Indiana		4	0	57	H	A&M-Corpus Christi		9	1	132	N	Cal Poly		14	0	
1	H	Arizona St.		0	4	31	H	Texas Tech		10	2	57	N	A&M-Corpus Christi		15	0	134	H	Portland St.		8	0	
5	H	California		2	1	34	N	La.-Lafayette		10	2	65	N	Virginia		9	3	144	H	Creighton		8	0	
5	H	California		4	9	41	N	San Diego St.		5	0	74	H	Minnesota		10	1	147	H	Cal St. Northridge		10	1	
5	H	California		3	6	50	A	New Mexico St.		7	2	77	A	Oregon St.		1	3	147	H	Cal St. Northridge		8	0	
6	N	Georgia		0	8	50	A	New Mexico St.		7	5	77	A	Oregon St.		4	1	147	H	Cal St. Northridge		16	5	
9	H	Baylor		9	7	50	H	New Mexico St.		8	0	77	A	Oregon St.		6	3	205	N	San Jose St.		14	6	
9	H	Baylor		0	6							81	H	Harvard		10	0	221	H	UC Riverside		8	0	
9	H	Baylor		2	3							86	H	Drake		5	3	240	H	Utah St.		11	3	
10	A	Oklahoma		2	5							93	H	Kennesaw St.		8	0	258	N	Idaho St.		5	3	
10	H	Oklahoma		0	6							94	N	Utah		8	3							
10	N	Oklahoma		3	5																			
10	N	Oklahoma		1	11																			
11	N	Michigan		0	8																			
12	H	Washington		6	1																			
12	H	Washington		0	3																			
12	H	Washington		13	5																			
14	N	Texas A&M		6	3																			
16	A	Stanford		8	0																			
16	A	Stanford		6	1																			
16	A	Stanford		2	0																			
18	H	Oregon		6	12							5	H	California		3	6							
18	H	Oregon		7	6							5	H	California		4	9							
18	H	Oregon		0	2							5	H	California		2	1							
19	A	UCLA		1	5							19	A	UCLA		1	5							
19	A	UCLA		5	1							19	A	UCLA		7	1							
								LAST 10 GAMES																
						10	A	Oklahoma		2	5	5	H	California		3	6							
						10	H	Oklahoma		0	6	5	H	California		4	9							
						31	H	Texas Tech		10	2	5	H	California		2	1							
						50	H	New Mexico St.		8	0	19	A	UCLA		1	5							
						81	H	Harvard		10	0	19	A	UCLA		7	1							

Arizona

RPI	S	Opponent	Score	
19	A	UCLA	7	1
21	N	Nebraska	6	1
24	N	LSU	4	1

A
r
i
z
o
n
a

A
r
i
z
o
n
a

Non-Div. I Games:

B
a
y
l
o
r

Baylor				Through Games Of Final										
Average RPI Win:		76	WON-LOST RECORD	WINNING PCT. RANK	LAST 10 GAMES	STRENGTH OF SCHEDULE	OPP. STRENGTH OF SCHEDULE	TEAM RPI	ADJ RPI	CONF. RPI	ADJ CONF. RPI			
DIV. I ONLY		47-15-0	.75806	17	7-3-0	12	3	11	.68694	9	2	2		
DIV. I NON-CONF.		34-8-0	.80952	20	5-3-0	40	7	12	.64881	12	2	2		
TOTALS		RPI 1-25		RPI 26-50		W-L RECORDS		RPI 51-100		RPI 101-150		RPI 150+		
47-15-0		14-12-0		8-1-0		OVERALL		9-2-0		11-0-0		5-0-0		
22-5-0		4-5-0		2-0-0		HOME		5-0-0		8-0-0		3-0-0		
17-7-0		7-5-0		3-0-0		AWAY		4-2-0		1-0-0		2-0-0		
8-3-0		3-2-0		3-1-0		NEUTRAL		0-0-0		2-0-0		0-0-0		
34-8-0		6-6-0		6-1-0		NON-CONFERENCE		6-1-0		11-0-0		5-0-0		
18-1-0		0-1-0		2-0-0		HOME		5-0-0		8-0-0		3-0-0		
10-4-0		5-3-0		1-0-		AWAY		1-1-0		1-0-0		2-0-0		
6-3-0		1-2-0		3-1-0		NEUTRAL		0-0-0		2-0-0		0-0-0		
13-7-0		8-6-0		2-0-0		CONFERENCE		3-1-0		0-0-0		0-0-0		
4-4-0		4-4-0		0-0-0		HOME		0-0-0		0-0-0		0-0-0		
7-3-0		2-2-0		2-0-0		AWAY		3-1-0		0-0-0		0-0-0		
2-0-0		2-0-0		0-0-0		NEUTRAL		0-0-0		0-0-0		0-0-0		
RPI	S	Opponent	Score		RPI	S	Opponent	Score		RPI	S	Opponent	Score	
1	N	Arizona St.	0	4	31	A	Texas Tech	10	3	51	A	Kansas	9	3
3	N	Alabama	0	3	31	A	Texas Tech	5	1	51	A	Kansas	8	0
4	H	Missouri	0	6	33	N	East Carolina	2	0	60	H	FIU	4	3
4	H	Missouri	3	2	33	N	East Carolina	1	0	60	H	FIU	2	0
4	N	Missouri	1	0	35	N	Long Beach St.	1	7	70	A	Iowa St.	4	6
6	A	Georgia	5	1	36	N	Fresno St.	4	1	70	A	Iowa St.	10	1
6	A	Georgia	2	14	41	A	San Diego St.	3	0	73	H	Texas St.	4	1
6	A	Georgia	9	2	43	H	Illinois	4	1	89	H	UTSA	4	3
7	A	Texas	2	1	43	H	Illinois	3	1	89	H	UTSA	5	0
7	H	Texas	0	3						92	A	North Texas	6	1
8	A	Arizona	7	9						92	A	North Texas	8	9
8	A	Arizona	6	0										
8	A	Arizona	3	2										
10	A	Oklahoma	5	2										
10	A	Oklahoma	2	3										
14	A	Texas A&M	5	6										
14	H	Texas A&M	2	1										
15	H	Oklahoma St.	2	4										
15	H	Oklahoma St.	1	5										
15	N	Oklahoma St.	1	0										
19	N	UCLA	5	1										
20	A	Houston	6	4										
20	A	Houston	0	8										
20	H	Houston	0	1										
21	H	Nebraska	2	1										
21	H	Nebraska	1	0										
					LAST 10 GAMES									
	1	N	Arizona St.	0	4	6	A	Georgia	2	14				
	4	N	Missouri	1	0	6	A	Georgia	5	1				
	3	N	Alabama	0	3	33	N	East Carolina	1	0				
	15	N	Oklahoma St.	1	0	33	N	East Carolina	2	0				
	6	A	Georgia	9	2	145	N	Lehigh	4	0				

Average RPI Win:	72	WON-LOST	WINNING	LAST 10	STRENGTH OF	OPP. STRENGTH	TEAM	ADJ	CONF.	ADJ CONF.					
Average RPI Loss:	18	RECORD	PCT. RANK	GAMES	SCHEDULE	OF SCHEDULE	RPI	RPI	RPI	RPI					
DIV. I ONLY		42-19-0	.68852	38	7-3-0	1	6	9	.68481	10	2	2			
DIV. I NON-CONF.		31-10-0	.7561	28	5-2-0	6	10	8	.66562	6	2	2			
<hr/>															
TOTALS		RPI 1-25	RPI 26-50		W-L RECORDS		RPI 51-100		RPI 101-150		RPI 150+				
42-19-0		11-13-0	9-5-0		OVERALL		13-1-0		5-0-0		4-0-0				
19-4-0		5-3-0	5-1-0		HOME		6-0-0		1-0-0		2-0-0				
8-7-0		2-5-0	3-2-0		AWAY		3-0-0		0-0-0		0-0-0				
15-8-0		4-5-0	1-2-0		NEUTRAL		4-1-0		4-0-0		2-0-0				
31-10-0		5-5-0	8-4-0		NON-CONFERENCE		9-1-0		5-0-0		4-0-0				
13-1-0		1-0-0	5-1-0		HOME		4-0-0		1-0-0		2-0-0				
4-2-0		1-1-0	2-0-		AWAY		1-0-0		0-0-0		0-0-0				
14-7-0		3-4-0	1-2-0		NEUTRAL		4-1-0		4-0-0		2-0-0				
11-9-0		6-8-0	1-1-0		CONFERENCE		4-0-0		0-0-0		0-0-0				
6-3-0		4-3-0	0-0-0		HOME		2-0-0		0-0-0		0-0-0				
4-5-0		1-4-0	1-1-0		AWAY		2-0-0		0-0-0		0-0-0				
1-1-0		1-1-0	0-0-0		NEUTRAL		0-0-0		0-0-0		0-0-0				
RPI S	Opponent	Score		RPI S	Opponent	Score		RPI S	Opponent	Score		RPI S	Opponent	Score	
1 A	Arizona St.	3	4	27 A	Tulsa	0	1	51 A	Kansas	13	5	116 N	La.-Monroe	14	4
1 N	Arizona St.	1	3	27 H	Tulsa	3	4	51 A	Kansas	12	6	120 N	Appalachian St.	8	0
4 A	Missouri	0	1	27 H	Tulsa	6	0	53 N	Pacific	13	2	122 H	Iona	7	1
4 A	Missouri	2	3	27 H	Tulsa	9	0	55 N	Hawaii	1	4	132 N	Cal Poly	4	2
4 N	Missouri	1	4	27 H	Tulsa	5	0	63 N	Northwestern	9	1	149 N	Sam Houston St.	12	4
6 N	Georgia	0	1	28 H	Auburn	6	0	70 H	Iowa St.	13	0	198 H	Central Ark.	8	3
7 A	Texas	5	2	29 N	DePaul	4	3	70 H	Iowa St.	4	1	210 N	Southern Utah	8	3
7 A	Texas	3	5	30 H	Indiana	9	0	80 H	Missouri St.	9	1	259 N	Cal St. Bakersfield	11	2
8 A	Arizona	6	0	31 A	Texas Tech	0	5	80 H	Missouri St.	1	0	282 H	Ark.-Pine Bluff	15	0
8 H	Arizona	5	2	31 A	Texas Tech	7	6	92 A	North Texas	3	0				
8 N	Arizona	11	1	35 N	Long Beach St.	1	2	92 H	North Texas	9	1				
8 N	Arizona	5	3	46 N	Penn St.	2	5	96 N	Western Mich.	5	0				
9 H	Baylor	2	5	50 A	New Mexico St.	16	0	98 H	Ill.-Chicago	9	1				
9 H	Baylor	3	2	50 A	New Mexico St.	7	4	98 N	Ill.-Chicago	5	3				
12 N	Washington	7	6												
14 H	Texas A&M	2	0												
14 H	Texas A&M	0	3												
15 A	Oklahoma St.	1	2												
15 H	Oklahoma St.	5	1												
15 N	Oklahoma St.	7	0												
19 N	UCLA	0	3												
21 H	Nebraska	1	4												
21 H	Nebraska	6	3												
23 N	Notre Dame	1	2												
				LAST 10 GAMES											
4 N	Missouri	1	4	27 H	Tulsa	3	4								
1 N	Arizona St.	1	3	27 H	Tulsa	6	0								
8 H	Arizona	5	2	122 H	Iona	7	1								
8 A	Arizona	6	0	70 H	Iowa St.	4	1								
27 H	Tulsa	5	0	70 H	Iowa St.	13	0								

Non-Div. I Games: St. Gregory's 9 0

Oklahoma

Michigan

Through Games Of Final

Average RPI Win: 87		WON-LOST	WINNING	LAST 10	STRENGTH OF		OPP. STRENGTH	TEAM	ADJ	CONF.	ADJ CONF.						
Average RPI Loss: 49		RECORD	PCT. RANK	GAMES	SCHEDULE		OF SCHEDULE	RPI	RPI	RPI	RPI						
DIV. I ONLY		53-6-0	.89831	2	8-2-0		44	30	10	.66657	11	4	5				
DIV. I NON-CONF.		35-4-0	.89744	4	2-2-0		46	34	7	.65937	9	4	4				
<hr/>																	
TOTALS		RPI 1-25		RPI 26-50		W-L RECORDS		RPI 51-100		RPI 101-150		RPI 150+					
53-6-0		7-2-0		6-2-0		OVERALL		23-1-0		9-1-0		8-0-0					
15-4-0		1-2-0		1-1-0		HOME		9-1-0		2-0-0		2-0-0					
19-0-0		3-0-0		4-0-0		AWAY		10-0-0		2-0-0		0-0-0					
19-2-0		3-0-0		1-1-0		NEUTRAL		4-0-0		5-1-0		6-0-0					
35-4-0		7-2-0		1-1-0		NON-CONFERENCE		12-0-0		7-1-0		8-0-0					
6-2-0		1-2-0		0-0-0		HOME		3-0-0		0-0-0		2-0-0					
10-0-0		3-0-0		0-0-		AWAY		5-0-0		2-0-0		0-0-0					
19-2-0		3-0-0		1-1-0		NEUTRAL		4-0-0		5-1-0		6-0-0					
18-2-0		0-0-0		5-1-0		CONFERENCE		11-1-0		2-0-0		0-0-0					
9-2-0		0-0-0		1-1-0		HOME		6-1-0		2-0-0		0-0-0					
9-0-0		0-0-0		4-0-0		AWAY		5-0-0		0-0-0		0-0-0					
0-0-0		0-0-0		0-0-0		NEUTRAL		0-0-0		0-0-0		0-0-0					
RPI	S	Opponent		Score		RPI	S	Opponent		Score		RPI	S	Opponent		Score	
1	N	Arizona St.		1	0	27	N	Tulsa		4	3	56	A	South Fla.		7	2
8	N	Arizona		8	0	30	H	Indiana		4	5	58	N	Massachusetts		3	0
17	H	Kentucky		1	2	30	H	Indiana		2	1	58	N	Massachusetts		5	1
17	H	Kentucky		6	7	36	N	Fresno St.		1	3	61	A	Fla. Atlantic		11	0
20	A	Houston		10	3	43	A	Illinois		8	6	62	H	Purdue		13	1
23	H	Notre Dame		9	8	43	A	Illinois		9	7	62	H	Purdue		10	0
23	N	Notre Dame		9	4	46	A	Penn St.		5	4	63	A	Northwestern		2	1
25	A	Louisville		2	0	46	A	Penn St.		5	4	63	A	Northwestern		7	4
25	A	Louisville		4	1							64	N	Southern Ill.		19	4
												67	H	Iowa		2	4
												67	H	Iowa		3	2
												72	A	Wisconsin		2	1
												72	A	Wisconsin		9	1
												74	H	Minnesota		8	1
												74	H	Minnesota		4	2
												82	A	Michigan St.		8	0
												82	H	Michigan St.		8	0
												87	N	Valparaiso		2	1
												90	A	UCF		10	1
												90	A	UCF		10	1
<hr/>																	
LAST 10 GAMES																	
				17	H	Kentucky		1	2								
				23	H	Notre Dame		9	8								
				17	H	Kentucky		6	7								
				96	H	Western Mich.		5	0								
				82	A	Michigan St.		8	0								

Non-Div. I Games:

Michigan

Michigan

RPI	S	Opponent	Score
91	A	Cal St. Fullerton	5 2
96	H	Western Mich.	6 1
96	H	Western Mich.	5 0
100	H	Central Mich.	3 0

82	H	Michigan St.	8 0
74	H	Minnesota	8 1
74	H	Minnesota	4 2
141	H	Ohio St.	8 0
141	H	Ohio St.	9 1

M
i
c
h
i
g
a
n

Average RPI Win:		88	WON-LOST RECORD		WINNING PCT. RANK		LAST 10 GAMES		STRENGTH OF SCHEDULE		OPP. STRENGTH OF SCHEDULE		TEAM RPI		ADJ RPI		CONF. RPI		ADJ CONF. RPI					
DIV. I ONLY			37-16-0		.69811		33		5-5-0		6		8		12		.65983		12		1		1	
DIV. I NON-CONF.			28-4-0		.875		6		3-2-0		36		55		9		.65164		11		1		1	
TOTALS		RPI 1-25		RPI 26-50		W-L RECORDS		RPI 51-100		RPI 101-150		RPI 150+												
37-16-0		9-15-0		6-0-0		OVERALL		10-1-0		6-0-0		6-0-0												
10-5-0		4-5-0		2-0-0		HOME		2-0-0		1-0-0		1-0-0												
12-9-0		3-8-0		1-0-0		AWAY		2-1-0		4-0-0		2-0-0												
15-2-0		2-2-0		3-0-0		NEUTRAL		6-0-0		1-0-0		3-0-0												
28-4-0		2-4-0		6-0-0		NON-CONFERENCE		8-0-0		6-0-0		6-0-0												
6-0-0		0-0-0		2-0-0		HOME		2-0-0		1-0-0		1-0-0												
7-2-0		0-2-0		1-0-		AWAY		0-0-0		4-0-0		2-0-0												
15-2-0		2-2-0		3-0-0		NEUTRAL		6-0-0		1-0-0		3-0-0												
9-12-0		7-11-0		0-0-0		CONFERENCE		2-1-0		0-0-0		0-0-0												
4-5-0		4-5-0		0-0-0		HOME		0-0-0		0-0-0		0-0-0												
5-7-0		3-6-0		0-0-0		AWAY		2-1-0		0-0-0		0-0-0												
0-0-0		0-0-0		0-0-0		NEUTRAL		0-0-0		0-0-0		0-0-0												
RPI	S	Opponent		Score		RPI	S	Opponent		Score		RPI	S	Opponent		Score		RPI	S	Opponent		Score		
1	H	Arizona St.		2	6	36	N	Fresno St.		10	0	58	N	Massachusetts		9	2	101	A	UNLV		17	13	
1	H	Arizona St.		0	2	37	H	BYU		7	5	63	N	Northwestern		8	1	106	A	New Mexico		7	4	
1	H	Arizona St.		4	6	37	H	BYU		4	1	69	N	Mississippi St.		18	5	106	A	New Mexico		12	3	
4	A	Missouri		0	4	40	N	Fordham		2	0	77	A	Oregon St.		6	1	106	A	New Mexico		11	2	
4	A	Missouri		3	6	41	A	San Diego St.		6	3	77	A	Oregon St.		5	4	132	N	Cal Poly		5	3	
5	H	California		9	1	43	N	Illinois		3	2	77	A	Oregon St.		3	4	134	H	Portland St.		6	2	
5	H	California		2	1							79	N	Boise St.		4	1	180	N	Sacramento St.		7	4	
5	H	California		0	10							91	N	Cal St. Fullerton		14	2	221	N	UC Riverside		22	3	
7	N	Texas		0	12							95	H	S.C. Upstate		10	7	221	N	UC Riverside		23	4	
8	A	Arizona		3	0							95	H	S.C. Upstate		10	2	259	A	Cal St. Bakersfield		8	0	
8	A	Arizona		5	13							98	N	Ill.-Chicago		8	0	259	A	Cal St. Bakersfield		9	0	
8	A	Arizona		1	6													269	H	Seattle		16	2	
10	N	Oklahoma		6	7																			
14	N	Texas A&M		11	4																			
16	A	Stanford		1	3																			
16	A	Stanford		7	1																			
16	A	Stanford		1	2																			
18	H	Oregon		0	8																			
18	H	Oregon		4	2																			
18	H	Oregon		3	2																			
19	A	UCLA		0	4																			
19	A	UCLA		4	3																			
19	A	UCLA		2	5																			
23	N	Notre Dame		7	4																			
						LAST 10 GAMES																		
						4	A	Missouri		3	6	77	A	Oregon St.		5	4							
						4	A	Missouri		0	4	77	A	Oregon St.		3	4							
						37	H	BYU		7	5	77	A	Oregon St.		6	1							
						37	H	BYU		4	1	1	H	Arizona St.		2	6							
						134	H	Portland St.		6	2	1	H	Arizona St.		0	2							

Non-Div. I Games:

Washington

T
e
n
n
e
s
s
e
e

Tennessee						Through Games Of Final																							
Average RPI Win:		93	WON-LOST RECORD			WINNING PCT. RANK			LAST 10 GAMES			STRENGTH OF SCHEDULE			OPP. STRENGTH OF SCHEDULE			TEAM RPI			ADJ RPI			CONF. RPI			ADJ CONF. RPI		
DIV. I ONLY			49-12-0			.80328		9	5-5-0			40			13			13			.65762		13	3			3		
DIV. I NON-CONF.			26-4-0			.86667		9	2-2-0			124			54			19			.6147		23	3			3		
TOTALS		RPI 1-25		RPI 26-50		W-L RECORDS		RPI 51-100		RPI 101-150		RPI 150+																	
49-12-0		11-9-0		5-1-0		OVERALL		11-1-0		12-1-0		10-0-0																	
23-5-0		2-3-0		2-1-0		HOME		8-1-0		3-0-0		3-0-0																	
11-6-0		6-5-0		0-0-0		AWAY		0-0-0		0-1-0		5-0-0																	
15-1-0		3-1-0		3-0-0		NEUTRAL		3-0-0		4-0-0		2-0-0																	
26-4-0		2-3-0		2-0-0		NON-CONFERENCE		6-0-0		9-1-0		7-0-0																	
12-2-0		1-2-0		0-0-0		HOME		3-0-0		5-0-0		3-0-0																	
2-1-0		0-0-0		0-0-		AWAY		0-0-0		0-1-0		2-0-0																	
12-1-0		1-1-0		2-0-0		NEUTRAL		3-0-0		4-0-0		2-0-0																	
23-8-0		9-6-0		3-1-0		CONFERENCE		5-1-0		3-0-0		3-0-0																	
11-3-0		1-1-0		2-1-0		HOME		5-1-0		3-0-0		0-0-0																	
9-5-0		6-5-0		0-0-0		AWAY		0-0-0		0-0-0		3-0-0																	
3-0-0		2-0-0		1-0-0		NEUTRAL		0-0-0		0-0-0		0-0-0																	
RPI	S	Opponent		Score		RPI	S	Opponent		Score		RPI	S	Opponent		Score		RPI	S	Opponent		Score							
2	A	Florida		2 7		28	H	Auburn		2 1		67	H	Iowa		7 3		101	A	UNLV		3 4							
2	A	Florida		0 2		28	H	Auburn		8 0		67	H	Iowa		2 0		107	H	Ga. Southern		10 2							
2	A	Florida		3 4		28	H	Auburn		1 9		69	H	Mississippi St.		2 0		107	H	Ga. Southern		8 0							
3	H	Alabama		4 1		28	N	Auburn		2 1		69	H	Mississippi St.		8 0		110	N	UC Santa Barbara		2 0							
3	H	Alabama		5 9		37	N	BYU		4 1		69	H	Mississippi St.		2 3		116	H	La.-Monroe		3 1							
6	A	Georgia		5 1		41	N	San Diego St.		11 3		79	N	Boise St.		15 1		118	H	Arkansas		9 1							
6	A	Georgia		9 4								82	H	South Carolina		5 4		118	H	Arkansas		11 1							
6	N	Georgia		6 5								82	H	South Carolina		10 3		118	H	Arkansas		8 0							
15	H	Oklahoma St.		5 6								82	H	South Carolina		4 2		120	H	Appalachian St.		7 0							
15	H	Oklahoma St.		1 6								82	N	Michigan St.		14 0		123	N	Loyola Marymount		7 2							
16	N	Stanford		0 5								82	N	Michigan St.		11 2		131	H	Liberty		8 0							
17	A	Kentucky		4 5								84	H	Radford		9 1		132	N	Cal Poly		11 2							
17	A	Kentucky		6 9														137	N	SIU Edwardsville		12 2							
17	A	Kentucky		10 0														157	A	Ole Miss		9 0							
17	N	Kentucky		4 1														157	A	Ole Miss		7 1							
19	N	UCLA		7 1														157	A	Ole Miss		10 3							
22	H	Georgia Tech		7 0														166	N	Boston College		8 0							
24	A	LSU		11 0														186	A	Stetson		11 0							
24	A	LSU		6 0														210	N	Southern Utah		10 1							
24	A	LSU		7 2														223	H	Furman		6 4							
						LAST 10 GAMES																							
						15 H Oklahoma St.						5 6						28 N Auburn						2 1					
						22 H Georgia Tech						7 0						17 N Kentucky						4 1					
						15 H Oklahoma St.						1 6						2 A Florida						2 7					
						131 H Liberty						8 0						2 A Florida						0 2					
						6 N Georgia						6 5						2 A Florida						3 4					

Average RPI Win:		104	WON-LOST RECORD		WINNING PCT. RANK	LAST 10 GAMES		STRENGTH OF SCHEDULE		OPP. STRENGTH OF SCHEDULE	TEAM RPI	ADJ RPI	CONF. RPI	ADJ CONF. RPI			
Average RPI Loss:		17															
DIV. I ONLY			44-15-0		.74576	20	8-2-0		21	20	14	.65079	14	2	2		
DIV. I NON-CONF.			31-10-0		.7561	28	3-2-0		81	52	31	.60077	31	2	2		
TOTALS		RPI 1-25		RPI 26-50		W-L RECORDS		RPI 51-100		RPI 101-150		RPI 150+					
44-15-0		8-12-0		7-2-0		OVERALL		9-1-0		6-0-0		14-0-0					
25-0-0		7-0-0		5-0-0		HOME		4-0-0		3-0-0		6-0-0					
7-9-0		1-8-0		0-0-0		AWAY		3-1-0		1-0-0		2-0-0					
12-6-0		0-4-0		2-2-0		NEUTRAL		2-0-0		2-0-0		6-0-0					
31-10-0		1-7-0		5-2-0		NON-CONFERENCE		5-1-0		6-0-0		14-0-0					
15-0-0		1-0-0		3-0-0		HOME		2-0-0		3-0-0		6-0-0					
4-4-0		0-3-0		0-0-		AWAY		1-1-0		1-0-0		2-0-0					
12-6-0		0-4-0		2-2-0		NEUTRAL		2-0-0		2-0-0		6-0-0					
13-5-0		7-5-0		2-0-0		CONFERENCE		4-0-0		0-0-0		0-0-0					
10-0-0		6-0-0		2-0-0		HOME		2-0-0		0-0-0		0-0-0					
3-5-0		1-5-0		0-0-0		AWAY		2-0-0		0-0-0		0-0-0					
0-0-0		0-0-0		0-0-0		NEUTRAL		0-0-0		0-0-0		0-0-0					
RPI	S	Opponent		Score		RPI	S	Opponent		Score		RPI	S	Opponent		Score	
1	A	Arizona St.		2	3	26	H	Syracuse		13	5	51	A	Kansas		3	2
1	A	Arizona St.		2	4	31	H	Texas Tech		3	0	51	A	Kansas		13	0
4	A	Missouri		0	3	31	H	Texas Tech		5	2	56	A	South Fla.		10	2
4	A	Missouri		3	6	35	N	Long Beach St.		8	0	63	N	Northwestern		9	1
6	N	Georgia		2	6	37	N	BYU		2	7	69	A	Mississippi St.		3	7
7	A	Texas		3	4	41	H	San Diego St.		9	1	70	H	Iowa St.		8	0
7	H	Texas		5	1	41	H	San Diego St.		7	1	70	H	Iowa St.		7	5
8	N	Arizona		3	6	44	N	Memphis		1	0	73	H	Texas St.		6	0
9	A	Baylor		1	2	48	N	Jacksonville		1	3	89	H	UTSA		4	0
9	H	Baylor		6	5							91	N	Cal St. Fullerton		6	2
10	A	Oklahoma		0	2												
10	A	Oklahoma		3	0												
12	N	Washington		4	11												
15	H	Oklahoma St.		4	2												
15	H	Oklahoma St.		7	3												
18	N	Oregon		0	5												
20	A	Houston		3	4												
21	H	Nebraska		3	0												
21	H	Nebraska		5	1												
24	H	LSU		3	1												
LAST 10 GAMES																	
	1	A	Arizona St.		2	4	31	H	Texas Tech		5	2					
	1	A	Arizona St.		2	3	31	H	Texas Tech		3	0					
	24	H	LSU		3	1	15	H	Oklahoma St.		7	3					
	26	H	Syracuse		13	5	15	H	Oklahoma St.		4	2					
	168	H	Sacred Heart		10	2	7	H	Texas		5	1					

Non-Div. I Games:

Texas A&M

[illegible]

Non-Div. I Games:

Oklahoma St.

Average RPI Win: 102		WON-LOST RECORD		WINNING PCT. RANK		LAST 10 GAMES		STRENGTH OF SCHEDULE		OPP. STRENGTH OF SCHEDULE		TEAM RPI		ADJ RPI		CONF. RPI		ADJ CONF. RPI					
DIV. I ONLY		42-17-0		.71186 30		5-5-0		15		19		15		.65021 16		1		1					
DIV. I NON-CONF.		32-6-0		.84211 12		4-2-0		73		85		17		.62773 17		1		1					
TOTALS		RPI 1-25		RPI 26-50		W-L RECORDS		RPI 51-100		RPI 101-150		RPI 150+											
42-17-0		11-14-0		2-2-0		OVERALL		9-1-0		6-0-0		14-0-0											
21-6-0		4-4-0		1-2-0		HOME		6-0-0		1-0-0		9-0-0											
8-9-0		6-9-0		0-0-0		AWAY		1-0-0		0-0-0		1-0-0											
13-2-0		1-1-0		1-0-0		NEUTRAL		2-1-0		5-0-0		4-0-0											
32-6-0		4-3-0		2-2-0		NON-CONFERENCE		6-1-0		6-0-0		14-0-0											
16-2-0		2-0-0		1-2-0		HOME		3-0-0		1-0-0		9-0-0											
3-2-0		1-2-0		0-0-		AWAY		1-0-0		0-0-0		1-0-0											
13-2-0		1-1-0		1-0-0		NEUTRAL		2-1-0		5-0-0		4-0-0											
10-11-0		7-11-0		0-0-0		CONFERENCE		3-0-0		0-0-0		0-0-0											
5-4-0		2-4-0		0-0-0		HOME		3-0-0		0-0-0		0-0-0											
5-7-0		5-7-0		0-0-0		AWAY		0-0-0		0-0-0		0-0-0											
0-0-0		0-0-0		0-0-0		NEUTRAL		0-0-0		0-0-0		0-0-0											
RPI	S	Opponent		Score		RPI	S	Opponent		Score		RPI	S	Opponent		Score		RPI	S	Opponent		Score	
1	A	Arizona St.		6 1		36	H	Fresno St.		3 1		53	A	Pacific		6 1		102	H	North Dakota St.		12 0	
1	A	Arizona St.		1 3		37	N	BYU		7 4		53	H	Pacific		3 0		110	N	UC Santa Barbara		7 2	
1	A	Arizona St.		1 4		41	H	San Diego St.		2 3		55	N	Hawaii		1 6		134	N	Portland St.		12 4	
3	A	Alabama		0 1		44	H	Memphis		1 2		63	H	Northwestern		6 5		134	N	Portland St.		3 1	
3	A	Alabama		0 10								63	H	Northwestern		6 5		147	N	Cal St. Northridge		9 0	
3	A	Alabama		5 2								67	N	Iowa		2 1		147	N	Cal St. Northridge		8 2	
5	A	California		0 2								77	H	Oregon St.		7 0		158	A	UC Davis		6 0	
5	A	California		2 1								77	H	Oregon St.		8 1		158	H	UC Davis		5 3	
5	A	California		1 4								77	H	Oregon St.		3 1		158	H	UC Davis		4 3	
8	H	Arizona		1 6								92	N	North Texas		5 2		171	N	Southern Miss.		5 0	
8	H	Arizona		0 8														179	N	Murray St.		14 2	
8	H	Arizona		0 2														180	H	Sacramento St.		9 1	
12	H	Washington		2 1														182	H	Coastal Caro.		10 2	
12	H	Washington		3 1														182	H	Coastal Caro.		10 0	
12	H	Washington		1 7														189	N	Nevada		10 2	
13	N	Tennessee		5 0														205	H	San Jose St.		3 1	
17	H	Kentucky		4 2														211	H	St. Mary's (CA)		2 0	
18	A	Oregon		2 4														214	H	Colorado St.		16 2	
18	A	Oregon		4 1														240	N	Utah St.		18 10	
18	A	Oregon		0 2														267	H	Santa Clara		12 0	
19	A	UCLA		5 1		LAST 10 GAMES																	
19	A	UCLA		6 2		3	A	Alabama		0 1		53	H	Pacific		3 0							
19	A	UCLA		5 6		3	A	Alabama		0 10		1	A	Arizona St.		1 4							
21	H	Nebraska		4 1		3	A	Alabama		5 2		1	A	Arizona St.		6 1							
21	N	Nebraska		2 3		21	H	Nebraska		4 1		1	A	Arizona St.		1 3							
						36	H	Fresno St.		3 1		18	A	Oregon		2 4							

Non-Div. I Games:

Stanford

Kentucky

Through Games Of Final

Average RPI Win:	90	WON-LOST RECORD	WINNING PCT. RANK	LAST 10 GAMES	STRENGTH OF SCHEDULE	OPP. STRENGTH OF SCHEDULE	TEAM RPI	ADJ RPI	CONF. RPI	ADJ CONF. RPI		
DIV. I ONLY		40-16-0	.71429	29	5-5-0	19	12	18	.64963	17	3	3
DIV. I NON-CONF.		26-6-0	.8125	18	4-2-0	56	20	15	.63314	15	3	3
<hr/>												
TOTALS	RPI 1-25	RPI 26-50		W-L RECORDS		RPI 51-100		RPI 101-150		RPI 150+		
40-16-0	11-11-0	3-4-0		OVERALL		8-1-0		11-0-0		7-0-0		
14-5-0	7-3-0	1-2-0		HOME		3-0-0		0-0-0		3-0-0		
14-9-0	3-7-0	1-1-0		AWAY		4-1-0		4-0-0		2-0-0		
12-2-0	1-1-0	1-1-0		NEUTRAL		1-0-0		7-0-0		2-0-0		
26-6-0	5-4-0	2-2-0		NON-CONFERENCE		3-0-0		9-0-0		7-0-0		
5-2-0	2-2-0	0-0-0		HOME		0-0-0		0-0-0		3-0-0		
9-3-0	2-2-0	1-0-		AWAY		2-0-0		2-0-0		2-0-0		
12-1-0	1-0-0	1-1-0		NEUTRAL		1-0-0		7-0-0		2-0-0		
14-10-0	6-7-0	1-2-0		CONFERENCE		5-1-0		2-0-0		0-0-0		
9-3-0	5-1-0	1-2-0		HOME		3-0-0		0-0-0		0-0-0		
5-6-0	1-5-0	0-0-0		AWAY		2-1-0		2-0-0		0-0-0		
0-1-0	0-1-0	0-0-0		NEUTRAL		0-0-0		0-0-0		0-0-0		
RPI	S	Opponent	Score	RPI	S	Opponent	Score	RPI	S	Opponent	Score	
2	H	Florida	9 2	28	H	Auburn	10 2	60	A	FIU	5 0	
2	H	Florida	7 6	28	H	Auburn	1 2	62	N	Purdue	3 0	
2	H	Florida	10 2	28	H	Auburn	3 5	64	A	Southern Ill.	9 5	
5	H	California	8 0	29	N	DePaul	6 3	69	H	Mississippi St.	12 6	
5	H	California	0 9	44	N	Memphis	2 3	69	H	Mississippi St.	8 0	
5	H	California	0 1	49	A	Florida St.	0 2	69	H	Mississippi St.	5 0	
6	A	Georgia	1 6	49	A	Florida St.	7 2	82	A	South Carolina	5 3	
6	A	Georgia	1 9					82	A	South Carolina	3 2	
6	A	Georgia	3 8					82	A	South Carolina	3 4	
11	A	Michigan	2 1									
11	A	Michigan	7 6									
13	H	Tennessee	9 6									
13	H	Tennessee	0 10									
13	H	Tennessee	5 4									
13	N	Tennessee	1 4									
16	A	Stanford	2 4									
23	N	Notre Dame	8 0									
24	A	LSU	1 4									
24	A	LSU	6 1									
24	A	LSU	1 2									
25	A	Louisville	0 6									
25	H	Louisville	14 8									
				LAST 10 GAMES								
				5	H	California	0 9	23	N	Notre Dame	8 0	
				5	H	California	8 0	13	N	Tennessee	1 4	
				5	H	California	0 1	28	H	Auburn	1 2	
				11	A	Michigan	2 1	28	H	Auburn	10 2	
				11	A	Michigan	7 6	28	H	Auburn	3 5	

Non-Div. I Games:

Kentucky

O
r
e
g
o
n

Oregon				Through Games Of Final										
Average RPI Win: 101		WON-LOST RECORD	WINNING PCT. RANK	LAST 10 GAMES		STRENGTH OF SCHEDULE	OPP. STRENGTH OF SCHEDULE	TEAM RPI	ADJ RPI		CONF. RPI	ADJ CONF. RPI		
Average RPI Loss: 19														
DIV. I ONLY		42-16-0	.72414	25	7-3-0	22	17	20	.64904	18	1	1		
DIV. I NON-CONF.		31-6-0	.83784	13	3-2-0	100	71	22	.61537	22	1	1		
TOTALS		RPI 1-25	RPI 26-50		W-L RECORDS	RPI 51-100		RPI 101-150		RPI 150+				
42-16-0		9-13-0	7-0-0		OVERALL	8-3-0		8-0-0		10-0-0				
12-4-0		5-4-0	0-0-0		HOME	3-0-0		0-0-0		4-0-0				
8-8-0		3-8-0	1-0-0		AWAY	1-0-0		3-0-0		0-0-0				
22-4-0		1-1-0	6-0-0		NEUTRAL	4-3-0		5-0-0		6-0-0				
31-6-0		1-3-0	7-0-0		NON-CONFERENCE	5-3-0		8-0-0		10-0-0				
4-0-0		0-0-0	0-0-0		HOME	0-0-0		0-0-0		4-0-0				
5-2-0		0-2-0	1-0-		AWAY	1-0-0		3-0-0		0-0-0				
22-4-0		1-1-0	6-0-0		NEUTRAL	4-3-0		5-0-0		6-0-0				
11-10-0		8-10-0	0-0-0		CONFERENCE	3-0-0		0-0-0		0-0-0				
8-4-0		5-4-0	0-0-0		HOME	3-0-0		0-0-0		0-0-0				
3-6-0		3-6-0	0-0-0		AWAY	0-0-0		0-0-0		0-0-0				
0-0-0		0-0-0	0-0-0		NEUTRAL	0-0-0		0-0-0		0-0-0				
RPI	S	Opponent	Score		RPI	S	Opponent	Score		RPI	S	Opponent	Score	
1	H	Arizona St.	2	1	34	N	La.-Lafayette	5	2	53	A	Pacific	9	1
1	H	Arizona St.	5	10	37	N	BYU	3	2	53	N	Pacific	2	4
1	H	Arizona St.	0	2	39	N	Illinois St.	6	0	55	N	Hawaii	13	5
2	A	Florida	1	9	40	N	Fordham	2	0	65	N	Virginia	2	3
2	A	Florida	0	7	42	N	North Carolina	1	0	77	H	Oregon St.	7	4
3	N	Alabama	0	10	43	N	Illinois	2	1	77	H	Oregon St.	8	1
5	A	California	0	5	46	A	Penn St.	3	1	77	H	Oregon St.	7	1
5	A	California	0	2						79	N	Boise St.	10	0
5	A	California	2	5						91	N	Cal St. Fullerton	3	4
8	A	Arizona	6	7						92	N	North Texas	12	4
8	A	Arizona	12	6						94	N	Utah	8	5
8	A	Arizona	2	0										
12	A	Washington	8	0										
12	A	Washington	2	3										
12	A	Washington	2	4										
14	N	Texas A&M	5	0										
16	H	Stanford	2	0										
16	H	Stanford	4	2										
16	H	Stanford	1	4										
19	H	UCLA	6	5										
19	H	UCLA	4	7										
19	H	UCLA	5	0										
			LAST 10 GAMES											
		2 A Florida	0	7	19	H UCLA	5	0						
		2 A Florida	1	9	19	H UCLA	4	7						
		46 A Penn St.	3	1	19	H UCLA	6	5						
		40 N Fordham	2	0	16	H Stanford	4	2						
		127 N Albany (NY)	3	1	16	H Stanford	2	0						

Non-Div. I Games:

Oregon

U
C
L
A

UCLA				Through Games Of Final											
Average RPI Win:		86	WON-LOST	WINNING	LAST 10	STRENGTH OF		OPP. STRENGTH	TEAM	ADJ		CONF.	ADJ CONF.		
Average RPI Loss:		16	RECORD	PCT. RANK	GAMES	SCHEDULE		OF SCHEDULE	RPI	RPI		RPI	RPI		
DIV. I ONLY			36-19-0	.65455	55	5-5-0		7	2	16	.64736	19	1	1	
DIV. I NON-CONF.			27-7-0	.79412	24	3-2-0		38	23	14	.63284	16	1	1	
TOTALS		RPI 1-25		RPI 26-50		W-L RECORDS		RPI 51-100		RPI 101-150		RPI 150+			
36-19-0		8-17-0		6-1-0		OVERALL		7-0-0		11-1-0		4-0-0			
16-5-0		4-5-0		1-0-0		HOME		4-0-0		6-0-0		1-0-0			
6-9-0		3-9-0		2-0-0		AWAY		0-0-0		1-0-0		0-0-0			
14-5-0		1-3-0		3-1-0		NEUTRAL		3-0-0		4-1-0		3-0-0			
27-7-0		2-5-0		6-1-0		NON-CONFERENCE		4-0-0		11-1-0		4-0-0			
9-0-0		0-0-0		1-0-0		HOME		1-0-0		6-0-0		1-0-0			
4-2-0		1-2-0		2-0-		AWAY		0-0-0		1-0-0		0-0-0			
14-5-0		1-3-0		3-1-0		NEUTRAL		3-0-0		4-1-0		3-0-0			
9-12-0		6-12-0		0-0-0		CONFERENCE		3-0-0		0-0-0		0-0-0			
7-5-0		4-5-0		0-0-0		HOME		3-0-0		0-0-0		0-0-0			
2-7-0		2-7-0		0-0-0		AWAY		0-0-0		0-0-0		0-0-0			
0-0-0		0-0-0		0-0-0		NEUTRAL		0-0-0		0-0-0		0-0-0			
RPI	S	Opponent	Score	RPI	S	Opponent	Score	RPI	S	Opponent	Score	RPI	S	Opponent	Score
1	A	Arizona St.	0 5	35	A	Long Beach St.	7 3	63	N	Northwestern	5 4	102	H	North Dakota St.	7 0
1	A	Arizona St.	4 1	37	N	BYU	5 2	77	H	Oregon St.	9 1	102	H	North Dakota St.	15 2
1	A	Arizona St.	0 2	37	N	BYU	4 6	77	H	Oregon St.	12 2	103	H	Ohio	9 1
2	A	Florida	3 2	41	A	San Diego St.	3 1	77	H	Oregon St.	6 2	110	H	UC Santa Barbara	10 4
2	A	Florida	3 11	41	H	San Diego St.	8 2	90	H	UCF	10 2	110	H	UC Santa Barbara	12 2
2	A	Florida	2 4	48	N	Jacksonville	12 4	91	N	Cal St. Fullerton	11 2	118	N	Arkansas	3 4
2	N	Florida	1 4	48	N	Jacksonville	2 0	94	N	Utah	6 2	123	H	Loyola Marymount	5 4
5	A	California	2 7									132	N	Cal Poly	4 0
5	A	California	1 9									134	N	Portland St.	3 0
5	A	California	1 2									137	N	SIU Edwardsville	3 2
8	H	Arizona	1 5									141	N	Ohio St.	12 5
8	H	Arizona	5 1									147	A	Cal St. Northridge	8 0
8	H	Arizona	1 7									180	N	Sacramento St.	5 3
9	N	Baylor	1 5									211	N	St. Mary's (CA)	12 1
10	N	Oklahoma	3 0									240	H	Utah St.	19 0
12	H	Washington	3 4									240	N	Utah St.	13 3
12	H	Washington	5 2												
12	H	Washington	4 0												
13	N	Tennessee	1 7												
16	H	Stanford	6 5												
16	H	Stanford	1 5												
16	H	Stanford	2 6												
18	A	Oregon	0 5												
18	A	Oregon	7 4												
18	A	Oregon	5 6												
				LAST 10 GAMES											
				2	A	Florida	3 11	18	A	Oregon	0 5				
				2	A	Florida	3 2	18	A	Oregon	7 4				
				48	N	Jacksonville	12 4	18	A	Oregon	5 6				
				2	A	Florida	2 4	8	H	Arizona	5 1				
				48	N	Jacksonville	2 0	8	H	Arizona	1 7				

Non-Div. I Games:

UCLA

U
C
L
A

H
o
u
s
t
o
n

Houston					Through Games Of Final															
Average RPI Win:		95	WON-LOST RECORD		WINNING PCT. RANK		LAST 10 GAMES		STRENGTH OF SCHEDULE		OPP. STRENGTH OF SCHEDULE		TEAM RPI		ADJ RPI		CONF. RPI		ADJ CONF. RPI	
DIV. I ONLY			44-18-0		.70968 31		7-3-0		23		36		23		.64464 20		6		6	
DIV. I NON-CONF.			24-12-0		.66667 46		4-2-0		8		15		16		.64347 14		6		6	
TOTALS		RPI 1-25		RPI 26-50		W-L RECORDS		RPI 51-100		RPI 101-150		RPI 150+								
44-18-0		8-5-0		11-8-0		OVERALL		5-3-0		9-1-0		11-1-0								
19-6-0		5-2-0		2-4-0		HOME		4-0-0		4-0-0		4-0-0								
16-10-0		3-3-0		5-3-0		AWAY		1-3-0		1-1-0		6-0-0								
9-2-0		0-0-0		4-1-0		NEUTRAL		0-0-0		4-0-0		1-1-0								
24-12-0		8-5-0		4-2-0		NON-CONFERENCE		2-3-0		6-1-0		4-1-0								
11-2-0		5-2-0		0-0-0		HOME		1-0-0		1-0-0		4-0-0								
5-8-0		3-3-0		0-0-		AWAY		1-3-0		1-1-0		0-0-0								
8-2-0		0-0-0		4-1-0		NEUTRAL		0-0-0		4-0-0		0-1-0								
20-6-0		0-0-0		7-6-0		CONFERENCE		3-0-0		3-0-0		7-0-0								
8-4-0		0-0-0		2-4-0		HOME		3-0-0		3-0-0		0-0-0								
11-2-0		0-0-0		5-2-0		AWAY		0-0-0		0-0-0		6-0-0								
1-0-0		0-0-0		0-0-0		NEUTRAL		0-0-0		0-0-0		1-0-0								
RPI	S	Opponent		Score		RPI	S	Opponent		Score		RPI	S	Opponent		Score				
7	A	Texas		1	0	27	H	Tulsa		0	1	57	A	A&M-Corpus Christi		2	3			
7	A	Texas		1	4	27	H	Tulsa		9	1	57	A	A&M-Corpus Christi		6	8			
9	A	Baylor		1	0	27	H	Tulsa		2	0	64	H	Southern Ill.		2	1			
9	H	Baylor		8	0	33	A	East Carolina		1	0	73	A	Texas St.		2	10			
9	H	Baylor		4	6	33	A	East Carolina		8	0	73	A	Texas St.		9	0			
11	H	Michigan		3	10	33	A	East Carolina		5	3	90	H	UCF		2	0			
14	H	Texas A&M		4	3	33	A	East Carolina		0	1	90	H	UCF		4	0			
15	A	Oklahoma St.		5	6	34	N	La.-Lafayette		7	2	90	H	UCF		7	0			
15	A	Oklahoma St.		1	0	34	N	La.-Lafayette		4	1									
15	A	Oklahoma St.		0	3	35	N	Long Beach St.		0	3									
15	H	Oklahoma St.		3	2	36	N	Fresno St.		4	3									
24	H	LSU		5	4	37	N	BYU		4	0									
24	H	LSU		1	0	38	H	UAB		0	1									
						38	H	UAB		1	3									
						38	H	UAB		1	2									
						41	A	San Diego St.		0	6									
						44	A	Memphis		8	0									
						44	A	Memphis		7	1									
						44	A	Memphis		0	2									
						LAST 10 GAMES														
						15	A	Oklahoma St.		5	6	34	N	La.-Lafayette		7	2			
						15	A	Oklahoma St.		1	0	33	A	East Carolina		0	1			
						15	A	Oklahoma St.		0	3	171	N	Southern Miss.		4	2			
						34	N	La.-Lafayette		4	1	90	H	UCF		7	0			
						7	A	Texas		1	0	90	H	UCF		4	0			

Non-Div. I Games:

Houston

Average RPI Win:		112	WON-LOST RECORD		WINNING PCT. RANK		LAST 10 GAMES		STRENGTH OF SCHEDULE		OPP. STRENGTH OF SCHEDULE		TEAM RPI		ADJ RPI		CONF. RPI		ADJ CONF. RPI					
DIV. I ONLY			41-14-0		.74545		21		6-4-0		32		29		22		.63474		21		2		2	
DIV. I NON-CONF.			32-5-0		.86486		10		2-2-0		127		102		24		.61416		24		2		2	
TOTALS		RPI 1-25		RPI 26-50		W-L RECORDS		RPI 51-100		RPI 101-150		RPI 150+												
41-14-0		6-10-0		7-3-0		OVERALL		10-0-0		5-0-0		13-1-0												
10-4-0		3-3-0		1-1-0		HOME		1-0-0		1-0-0		4-0-0												
11-7-0		1-6-0		3-1-0		AWAY		4-0-0		1-0-0		2-0-0												
20-3-0		2-1-0		3-1-0		NEUTRAL		5-0-0		3-0-0		7-1-0												
32-5-0		2-2-0		6-2-0		NON-CONFERENCE		6-0-0		5-0-0		13-1-0												
5-0-0		0-0-0		0-0-0		HOME		0-0-0		1-0-0		4-0-0												
7-2-0		0-1-0		3-0-		AWAY		1-0-0		1-0-0		2-0-0												
20-3-0		2-1-0		3-1-0		NEUTRAL		5-0-0		3-0-0		7-1-0												
9-9-0		4-8-0		1-1-0		CONFERENCE		4-0-0		0-0-0		0-0-0												
5-4-0		3-3-0		1-1-0		HOME		1-0-0		0-0-0		0-0-0												
4-5-0		1-5-0		0-0-0		AWAY		3-0-0		0-0-0		0-0-0												
0-0-0		0-0-0		0-0-0		NEUTRAL		0-0-0		0-0-0		0-0-0												
RPI	S	Opponent		Score		RPI	S	Opponent		Score		RPI	S	Opponent		Score								
2	N	Florida		1	0	31	H	Texas Tech		0	5	51	A	Kansas		4	0							
4	H	Missouri		1	4	31	H	Texas Tech		7	0	51	A	Kansas		7	1							
4	H	Missouri		3	2	32	N	Maryland		6	4	53	N	Pacific		11	1							
7	H	Texas		0	1	36	N	Fresno St.		0	1	55	N	Hawaii		3	0							
7	H	Texas		3	4	36	N	Fresno St.		5	0	70	A	Iowa St.		10	1							
8	N	Arizona		1	6	37	N	BYU		4	3	70	H	Iowa St.		8	7							
9	A	Baylor		1	2	50	A	New Mexico St.		6	3	77	N	Oregon St.		4	1							
9	A	Baylor		0	1	50	A	New Mexico St.		7	5	84	N	Radford		7	2							
10	A	Oklahoma		3	6	50	A	New Mexico St.		3	4	91	N	Cal St. Fullerton		3	1							
10	A	Oklahoma		4	1	50	A	New Mexico St.		16	1	92	A	North Texas		4	2							
14	A	Texas A&M		0	3									188 A UTEP										
14	A	Texas A&M		1	5									188 A UTEP		8	0							
15	H	Oklahoma St.		3	1									189 N Nevada		1	5							
15	H	Oklahoma St.		4	3									205 N San Jose St.		7	3							
16	A	Stanford		1	4									244 H South Dakota St.		9	1							
16	N	Stanford		3	2									244 H South Dakota St.		1	0							
														268 H South Dakota		14	0							
														268 H South Dakota		6	5							
														275 N La Salle		9	0							
														277 N Centenary (LA)		10	2							
LAST 10 GAMES																								
16	A	Stanford		1	4	15	H	Oklahoma St.		4	3													
36	N	Fresno St.		5	0	70	A	Iowa St.		10	1													
53	N	Pacific		11	1	70	H	Iowa St.		8	7													
36	N	Fresno St.		0	1	9	A	Baylor		0	1													
15	H	Oklahoma St.		3	1	9	A	Baylor		1	2													

Non-Div. I Games:

Nebraska

Average RPI Win:		95	WON-LOST RECORD		WINNING PCT. RANK	LAST 10 GAMES		STRENGTH OF SCHEDULE		OPP. STRENGTH OF SCHEDULE	TEAM RPI	ADJ RPI		CONF. RPI	ADJ CONF. RPI		
DIV. I ONLY			45-12-0		.78947	10		6-4-0		42	33	21	.63432	22	5	4	
DIV. I NON-CONF.			27-9-0		.75	30		1-2-0		53	42	25	.61148	25	5	5	
TOTALS		RPI 1-25		RPI 26-50		W-L RECORDS		RPI 51-100		RPI 101-150		RPI 150+					
45-12-0		0-4-0		16-1-0		OVERALL		14-7-0		5-0-0		10-0-0					
16-3-0		0-1-0		6-1-0		HOME		5-1-0		2-0-0		3-0-0					
14-6-0		0-2-0		3-0-0		AWAY		5-4-0		0-0-0		6-0-0					
15-3-0		0-1-0		7-0-0		NEUTRAL		4-2-0		3-0-0		1-0-0					
27-9-0		0-4-0		8-0-0		NON-CONFERENCE		7-5-0		5-0-0		7-0-0					
8-1-0		0-1-0		1-0-0		HOME		2-0-0		2-0-0		3-0-0					
4-5-0		0-2-0		0-0-		AWAY		1-3-0		0-0-0		3-0-0					
15-3-0		0-1-0		7-0-0		NEUTRAL		4-2-0		3-0-0		1-0-0					
18-3-0		0-0-0		8-1-0		CONFERENCE		7-2-0		0-0-0		3-0-0					
8-2-0		0-0-0		5-1-0		HOME		3-1-0		0-0-0		0-0-0					
10-1-0		0-0-0		3-0-0		AWAY		4-1-0		0-0-0		3-0-0					
0-0-0		0-0-0		0-0-0		NEUTRAL		0-0-0		0-0-0		0-0-0					
RPI	S	Opponent		Score		RPI	S	Opponent		Score		RPI	S	Opponent		Score	
6	A	Georgia		2	10	32	A	Maryland		4	3	51	N	Kansas		2	3
6	H	Georgia		8	10	32	A	Maryland		5	2	52	A	Virginia Tech		11	3
13	A	Tennessee		0	7	32	A	Maryland		2	0	52	A	Virginia Tech		8	5
15	N	Oklahoma St.		1	2	38	N	UAB		8	0	52	A	Virginia Tech		2	4
						40	N	Fordham		3	1	59	N	Pittsburgh		1	2
						40	N	Fordham		6	0	60	A	FIU		1	9
						42	H	North Carolina		6	4	60	A	FIU		3	4
						42	H	North Carolina		3	2	61	N	Fla. Atlantic		3	2
						42	H	North Carolina		7	5	65	A	Virginia		9	2
						43	N	Illinois		5	4	65	A	Virginia		8	0
						45	N	Chattanooga		6	1	65	H	Virginia		0	6
						45	N	Chattanooga		6	1	68	N	Lipscomb		4	3
						46	H	Penn St.		6	0	68	N	Lipscomb		5	1
						46	N	Penn St.		2	0	71	H	North Carolina St.		5	4
						49	H	Florida St.		4	9	71	H	North Carolina St.		8	4
						49	H	Florida St.		11	3	71	H	North Carolina St.		14	0
						49	H	Florida St.		7	2	76	N	Jacksonville St.		4	3
												78	A	Georgia St.		3	0
												78	H	Georgia St.		1	0
												93	A	Kennesaw St.		1	4
LAST 10 GAMES																	
						13	A	Tennessee		0	7						
						131	N	Liberty		4	3						
						15	N	Oklahoma St.		1	2						
						65	H	Virginia		0	6						
						49	H	Florida St.		4	9						

Non-Div. I Games:

Georgia Tech

RPI	S	Opponent	Score	
93	H	Kennesaw St.	6	1
49	H	Florida St.	7	2
49	H	Florida St.	11	3
166	A	Boston College	9	7
166	A	Boston College	11	2
166	A	Boston College	2	1

G
e
o
r
g
i
a
T
e
c
h

G
e
o
r
g
i
a
T
e
c
h

Average RPI Win:	104	WON-LOST RECORD	WINNING PCT. RANK	LAST 10 GAMES	STRENGTH OF SCHEDULE	OPP. STRENGTH OF SCHEDULE	TEAM RPI	ADJ RPI	CONF. RPI	ADJ CONF. RPI					
DIV. I ONLY		46-11-0	.80702	8	7-3-0	41	41	19	.63128	23	8	8			
DIV. I NON-CONF.		26-9-0	.74286	31	1-2-0	39	37	20	.61134	26	7	7			
<hr/>															
TOTALS	RPI 1-25	RPI 26-50		W-L RECORDS		RPI 51-100		RPI 101-150		RPI 150+					
46-11-0	3-7-0	5-2-0		OVERALL		13-2-0		19-0-0		6-0-0					
18-2-0	2-1-0	0-0-0		HOME		4-1-0		10-0-0		2-0-0					
14-3-0	0-2-0	2-0-0		AWAY		4-1-0		6-0-0		2-0-0					
14-6-0	1-4-0	3-2-0		NEUTRAL		5-0-0		3-0-0		2-0-0					
<hr/>															
26-9-0	1-5-0	3-2-0		NON-CONFERENCE		9-2-0		9-0-0		4-0-0					
8-1-0	0-0-0	0-0-0		HOME		2-1-0		4-0-0		2-0-0					
5-2-0	0-1-0	0-0-		AWAY		2-1-0		3-0-0		0-0-0					
13-6-0	1-4-0	3-2-0		NEUTRAL		5-0-0		2-0-0		2-0-0					
<hr/>															
20-2-0	2-2-0	2-0-0		CONFERENCE		4-0-0		10-0-0		2-0-0					
10-1-0	2-1-0	0-0-0		HOME		2-0-0		6-0-0		0-0-0					
9-1-0	0-1-0	2-0-0		AWAY		2-0-0		3-0-0		2-0-0					
1-0-0	0-0-0	0-0-0		NEUTRAL		0-0-0		1-0-0		0-0-0					
<hr/>															
RPI	S	Opponent	Score	RPI	S	Opponent	Score	RPI	S	Opponent	Score				
3	N	Alabama	1 4	26	A	Syracuse	9 2	56	A	South Fla.	1 0	106	N	New Mexico	5 0
10	N	Oklahoma	2 1	26	A	Syracuse	7 4	56	A	South Fla.	5 0	109	H	Butler	6 1
11	A	Michigan	8 9	32	N	Maryland	5 3	59	H	Pittsburgh	8 0	109	H	Butler	5 0
11	N	Michigan	4 9	34	N	La.-Lafayette	1 5	59	H	Pittsburgh	8 1	113	A	Col. of Charleston	2 0
12	N	Washington	4 7	40	N	Fordham	6 0	62	H	Purdue	7 5	115	H	Loyola (IL)	8 0
17	N	Kentucky	0 8	42	N	North Carolina	4 3	70	N	Iowa St.	1 0	124	H	Northern Ill.	4 1
25	A	Louisville	0 6	47	N	Longwood	0 2	72	A	Wisconsin	9 1	125	H	St. John's (NY)	14 0
25	H	Louisville	6 9					85	N	Miami (OH)	4 1	125	H	St. John's (NY)	11 1
25	H	Louisville	4 3					85	N	Miami (OH)	3 2	125	H	St. John's (NY)	10 3
25	H	Louisville	8 5					87	H	Valparaiso	10 2	126	A	Connecticut	8 4
								90	A	UCF	5 3	126	A	Connecticut	14 11
								91	A	Cal St. Fullerton	0 10	126	A	Connecticut	9 0
								96	H	Western Mich.	2 3	131	N	Liberty	6 4
								96	N	Western Mich.	4 0	132	A	Cal Poly	4 1
								98	N	Ill.-Chicago	4 1	132	A	Cal Poly	2 0
												150	H	Providence	12 4
												150	H	Providence	7 3
												150	H	Providence	9 0
												150	N	Providence	6 4
												153	A	Villanova	10 8
												153	A	Villanova	2 1
				LAST 10 GAMES								199	N	Marist	10 1
				11	A	Michigan	8 9	126	A	Connecticut	14 11	218	N	Delaware	11 1
				96	N	Western Mich.	4 0	126	A	Connecticut	9 0	219	H	Bowling Green	8 5
				17	N	Kentucky	0 8	126	A	Connecticut	8 4	219	H	Bowling Green	10 2
				25	A	Louisville	0 6	59	H	Pittsburgh	8 0				
				150	N	Providence	6 4	59	H	Pittsburgh	8 1				

Average RPI Win:		106	WON-LOST RECORD		WINNING PCT. RANK		LAST 10 GAMES		STRENGTH OF SCHEDULE		OPP. STRENGTH OF SCHEDULE		TEAM RPI		ADJ RPI		CONF. RPI		ADJ CONF. RPI				
DIV. I ONLY			40-18-0		.68966 36		7-3-0		31		10		25		.62171 24		3		3				
DIV. I NON-CONF.			21-8-0		.72414 34		2-2-0		82		40		37		.58962 38		3		3				
TOTALS		RPI 1-25		RPI 26-50				W-L RECORDS				RPI 51-100				RPI 101-150				RPI 150+			
40-18-0		6-16-0		4-1-0				OVERALL				10-0-0				6-0-0				14-1-0			
21-6-0		6-6-0		0-0-0				HOME				7-0-0				1-0-0				7-0-0			
13-7-0		0-6-0		2-0-0				AWAY				3-0-0				4-0-0				4-1-0			
6-5-0		0-4-0		2-1-0				NEUTRAL				0-0-0				1-0-0				3-0-0			
21-8-0		1-6-0		2-1-0				NON-CONFERENCE				4-0-0				3-0-0				11-1-0			
13-0-0		1-0-0		0-0-0				HOME				4-0-0				1-0-0				7-0-0			
2-4-0		0-3-0		0-0-				AWAY				0-0-0				1-0-0				1-1-0			
6-4-0		0-3-0		2-1-0				NEUTRAL				0-0-0				1-0-0				3-0-0			
19-10-0		5-10-0		2-0-0				CONFERENCE				6-0-0				3-0-0				3-0-0			
8-6-0		5-6-0		0-0-0				HOME				3-0-0				0-0-0				0-0-0			
11-3-0		0-3-0		2-0-0				AWAY				3-0-0				3-0-0				3-0-0			
0-1-0		0-1-0		0-0-0				NEUTRAL				0-0-0				0-0-0				0-0-0			
RPI	S	Opponent		Score		RPI	S	Opponent		Score		RPI	S	Opponent		Score		RPI	S	Opponent		Score	
2	H	Florida		0	5	26	N	Syracuse		5	0	54	H	Hofstra		1	0	118	A	Arkansas		1	0
2	H	Florida		1	8	26	N	Syracuse		0	3	59	H	Pittsburgh		4	0	118	A	Arkansas		10	1
3	H	Alabama		2	0	28	A	Auburn		7	3	62	H	Purdue		5	3	118	A	Arkansas		8	0
3	H	Alabama		3	1	28	A	Auburn		1	0	62	H	Purdue		6	2	119	A	McNeese St.		4	2
3	H	Alabama		2	1	40	N	Fordham		6	2	69	A	Mississippi St.		4	2	119	H	McNeese St.		7	1
5	N	California		3	11							69	A	Mississippi St.		3	1	132	N	Cal Poly		7	4
6	A	Georgia		3	6							69	A	Mississippi St.		7	6	157	A	Ole Miss		4	0
6	A	Georgia		0	12							82	H	South Carolina		6	1	157	A	Ole Miss		8	0
6	A	Georgia		0	8							82	H	South Carolina		3	2	157	A	Ole Miss		4	0
6	N	Georgia		0	9							82	H	South Carolina		8	0	168	N	Sacred Heart		10	0
7	H	Texas		2	1													171	A	Southern Miss.		0	7
8	N	Arizona		1	4													171	H	Southern Miss.		2	0
13	H	Tennessee		2	7													183	H	Louisiana Tech		10	2
13	H	Tennessee		0	6													183	H	Louisiana Tech		9	1
13	H	Tennessee		0	11													191	H	Southeastern La.		9	0
14	A	Texas A&M		1	3													197	A	Nicholls St.		8	0
15	N	Oklahoma St.		3	5													197	H	Nicholls St.		8	0
17	H	Kentucky		2	1													197	N	Nicholls St.		11	2
17	H	Kentucky		4	1													219	H	Bowling Green		6	0
17	H	Kentucky		1	6													219	H	Bowling Green		5	0
20	A	Houston		0	1													243	N	Southern U.		12	0
20	A	Houston		4	5	LAST 10 GAMES																	
						14	A	Texas A&M		1	3	82	H	South Carolina		8	0						
						26	N	Syracuse		5	0	82	H	South Carolina		6	1						
						168	N	Sacred Heart		10	0	82	H	South Carolina		3	2						
						26	N	Syracuse		0	3	69	A	Mississippi St.		3	1						
						6	N	Georgia		0	9	69	A	Mississippi St.		7	6						

Non-Div. I Games:

LSU

Louisville

Through Games Of Final

Average RPI Win:		105	WON-LOST RECORD		WINNING PCT. RANK		LAST 10 GAMES		STRENGTH OF SCHEDULE		OPP. STRENGTH OF SCHEDULE		TEAM RPI		ADJ RPI		CONF. RPI		ADJ CONF. RPI				
DIV. I ONLY			38-20-0		.65517 54		4-6-0		14		38		24		.61878 25		8		8				
DIV. I NON-CONF.			22-11-0		.66667 46		2-2-0		9		16		18		.62105 19		7		7				
TOTALS		RPI 1-25		RPI 26-50		W-L RECORDS		RPI 51-100		RPI 101-150		RPI 150+											
38-20-0		3-11-0		6-5-0		OVERALL		10-1-0		10-2-0		9-1-0											
20-7-0		2-3-0		1-1-0		HOME		3-1-0		6-1-0		8-1-0											
8-11-0		1-7-0		3-4-0		AWAY		3-0-0		0-0-0		1-0-0											
10-2-0		0-1-0		2-0-0		NEUTRAL		4-0-0		4-1-0		0-0-0											
22-11-0		1-9-0		4-0-0		NON-CONFERENCE		6-1-0		8-1-0		3-0-0											
11-4-0		1-3-0		1-0-0		HOME		2-1-0		4-0-0		3-0-0											
1-5-0		0-5-0		1-0-		AWAY		0-0-0		0-0-0		0-0-0											
10-2-0		0-1-0		2-0-0		NEUTRAL		4-0-0		4-1-0		0-0-0											
16-9-0		2-2-0		2-5-0		CONFERENCE		4-0-0		2-1-0		6-1-0											
9-3-0		1-0-0		0-1-0		HOME		1-0-0		2-1-0		5-1-0											
7-6-0		1-2-0		2-4-0		AWAY		3-0-0		0-0-0		1-0-0											
0-0-0		0-0-0		0-0-0		NEUTRAL		0-0-0		0-0-0		0-0-0											
RPI	S	Opponent		Score		RPI	S	Opponent		Score		RPI	S	Opponent		Score		RPI	S	Opponent		Score	
3	A	Alabama		2	10	26	A	Syracuse		0	3	56	H	South Fla.		2	0	103	N	Ohio		5	7
3	A	Alabama		8	9	26	A	Syracuse		2	3	59	A	Pittsburgh		3	2	105	H	Boston U.		5	0
5	H	California		0	3	26	A	Syracuse		2	5	59	A	Pittsburgh		10	3	124	N	Northern Ill.		6	1
5	N	California		0	4	26	A	Syracuse		5	9	59	A	Pittsburgh		7	2	126	H	Connecticut		1	5
7	A	Texas		4	14	26	H	Syracuse		0	1	71	N	North Carolina St.		3	2	126	H	Connecticut		2	1
7	A	Texas		2	6	27	N	Tulsa		5	0	72	N	Wisconsin		3	0	128	H	Western Ky.		6	2
11	H	Michigan		0	2	27	N	Tulsa		4	1	76	H	Jacksonville St.		12	0	128	H	Western Ky.		3	2
11	H	Michigan		1	4	29	A	DePaul		2	1	85	H	Miami (OH)		5	6	137	H	SIU Edwardsville		10	0
17	A	Kentucky		8	14	29	A	DePaul		13	2	89	N	UTSA		2	1	139	N	Middle Tenn.		10	5
17	H	Kentucky		6	0	30	H	Indiana		1	0	89	N	UTSA		7	3	141	N	Ohio St.		9	1
23	A	Notre Dame		3	4	41	A	San Diego St.		7	0	98	H	Ill.-Chicago		5	2	147	N	Cal St. Northridge		4	1
23	A	Notre Dame		5	8													150	H	Providence		4	0
23	A	Notre Dame		9	6													153	H	Villanova		5	3
23	H	Notre Dame		6	0													153	H	Villanova		1	3
																		153	H	Villanova		12	5
																		174	H	Wright St.		8	0
																		174	H	Wright St.		10	0
																		201	H	Morehead St.		12	1
																		202	H	Seton Hall		7	2
																		202	H	Seton Hall		10	2
																		202	H	Seton Hall		9	3
																		233	A	Georgetown		8	1
				LAST 10 GAMES																			
		5 H California		0	3	23	H	Notre Dame		6	0												
		76 H Jacksonville St.		12	0	56	H	South Fla.		2	0												
		5 N California		0	4	26	A	Syracuse		2	5												
		98 H Ill.-Chicago		5	2	26	A	Syracuse		5	9												
		26 H Syracuse		0	1	26	A	Syracuse		0	3												

Non-Div. I Games:

Louisville

[illegible]

Non-Div. I Games:

Syracuse

T
u
l
s
a

Tulsa				Through Games Of Final															
Average RPI Win: 113		WON-LOST RECORD		WINNING PCT. RANK		LAST 10 GAMES		STRENGTH OF SCHEDULE		OPP. STRENGTH OF SCHEDULE		TEAM RPI		ADJ RPI		CONF. RPI		ADJ CONF. RPI	
DIV. I ONLY		46-15-0		.7541 19		7-3-0		68		24		27		.61391 27		6		6	
DIV. I NON-CONF.		25-9-0		.73529 33		3-2-0		75		6		30		.60262 30		6		6	
TOTALS		RPI 1-25		RPI 26-50		W-L RECORDS		RPI 51-100		RPI 101-150		RPI 150+							
46-15-0		3-10-0		8-5-0		OVERALL		12-0-0		11-0-0		12-0-0							
21-2-0		1-1-0		3-1-0		HOME		6-0-0		5-0-0		6-0-0							
12-9-0		2-6-0		4-3-0		AWAY		2-0-0		1-0-0		3-0-0							
13-4-0		0-3-0		1-1-0		NEUTRAL		4-0-0		5-0-0		3-0-0							
25-9-0		2-8-0		2-1-0		NON-CONFERENCE		8-0-0		7-0-0		6-0-0							
10-1-0		1-1-0		1-0-0		HOME		3-0-0		2-0-0		3-0-0							
4-4-0		1-4-0		0-0-		AWAY		2-0-0		1-0-0		0-0-0							
11-4-0		0-3-0		1-1-0		NEUTRAL		3-0-0		4-0-0		3-0-0							
21-6-0		1-2-0		6-4-0		CONFERENCE		4-0-0		4-0-0		6-0-0							
11-1-0		0-0-0		2-1-0		HOME		3-0-0		3-0-0		3-0-0							
8-5-0		1-2-0		4-3-0		AWAY		0-0-0		0-0-0		3-0-0							
2-0-0		0-0-0		0-0-0		NEUTRAL		1-0-0		1-0-0		0-0-0							
RPI S	Opponent	Score		RPI S	Opponent	Score		RPI S	Opponent	Score		RPI S	Opponent	Score					
7 A	Texas	1	6	30 H	Indiana	3	2	51 A	Kansas	3	0	108 H	UNI	5	1				
10 A	Oklahoma	4	3	33 A	East Carolina	0	1	51 A	Kansas	4	2	121 A	Texas-Arlington	3	0				
10 A	Oklahoma	0	6	33 A	East Carolina	5	3	58 N	Massachusetts	3	1	124 N	Northern Ill.	3	2				
10 A	Oklahoma	0	5	33 A	East Carolina	1	10	70 H	Iowa St.	9	3	124 N	Northern Ill.	6	1				
10 A	Oklahoma	0	9	33 A	East Carolina	1	4	80 H	Missouri St.	4	0	141 H	Ohio St.	8	0				
10 H	Oklahoma	1	0	38 H	UAB	2	1	80 N	Missouri St.	9	7	144 N	Creighton	5	3				
11 N	Michigan	3	4	38 H	UAB	6	7	80 N	Missouri St.	11	0	144 N	Creighton	2	1				
15 H	Oklahoma St.	0	2	38 H	UAB	1	0	86 H	Drake	11	2	146 H	Marshall	2	1				
20 A	Houston	0	2	44 A	Memphis	7	0	90 H	UCF	6	1	146 H	Marshall	8	1				
20 A	Houston	1	9	44 A	Memphis	2	1	90 H	UCF	5	1	146 H	Marshall	9	1				
20 A	Houston	1	0	44 A	Memphis	4	1	90 H	UCF	7	3	146 N	Marshall	10	0				
25 N	Louisville	0	5	46 N	Penn St.	1	3	90 N	UCF	6	1	161 N	Long Island	7	0				
25 N	Louisville	1	4	46 N	Penn St.	3	0					171 H	Southern Miss.	8	3				
												171 H	Southern Miss.	8	5				
												171 H	Southern Miss.	8	0				
												188 A	UTEP	2	0				
												188 A	UTEP	9	0				
												188 A	UTEP	4	0				
												193 H	Wichita St.	5	0				
												193 H	Wichita St.	4	1				
												256 H	North Dakota	6	0				
												277 N	Centenary (LA)	8	0				
												277 N	Centenary (LA)	11	0				
				LAST 10 GAMES															
				10 A	Oklahoma	0	5	33 A	East Carolina	1	4								
				10 A	Oklahoma	4	3	90 N	UCF	6	1								
				80 N	Missouri St.	11	0	146 N	Marshall	10	0								
				10 A	Oklahoma	0	6	188 A	UTEP	4	0								
				80 N	Missouri St.	9	7	188 A	UTEP	9	0								

T
u
l
s
a

Non-Div. I Games:

Tulsa

Average RPI Win:	114	WON-LOST RECORD	WINNING PCT. RANK	LAST 10 GAMES	STRENGTH OF SCHEDULE	OPP. STRENGTH OF SCHEDULE	TEAM RPI	ADJ RPI	CONF. RPI	ADJ CONF. RPI		
DIV. I ONLY		40-19-0	.67797	43	6-4-0	39	23	31	.60891	28	3	3
DIV. I NON-CONF.		24-5-0	.82759	16	1-2-0	129	127	32	.5939	34	3	3
<hr/>												
TOTALS	RPI 1-25	RPI 26-50		W-L RECORDS		RPI 51-100		RPI 101-150		RPI 150+		
40-19-0	7-14-0	1-2-0		OVERALL		11-2-0		10-0-0		11-1-0		
23-8-0	2-6-0	1-0-0		HOME		5-1-0		6-0-0		9-1-0		
9-8-0	3-7-0	0-0-0		AWAY		3-1-0		3-0-0		0-0-0		
8-3-0	2-1-0	0-2-0		NEUTRAL		3-0-0		1-0-0		2-0-0		
24-5-0	1-2-0	1-2-0		NON-CONFERENCE		6-1-0		7-0-0		9-0-0		
16-1-0	0-0-0	1-0-0		HOME		2-1-0		6-0-0		7-0-0		
1-2-0	0-2-0	0-0-		AWAY		1-0-0		0-0-0		0-0-0		
7-2-0	1-0-0	0-2-0		NEUTRAL		3-0-0		1-0-0		2-0-0		
16-14-0	6-12-0	0-0-0		CONFERENCE		5-1-0		3-0-0		2-1-0		
7-7-0	2-6-0	0-0-0		HOME		3-0-0		0-0-0		2-1-0		
8-6-0	3-5-0	0-0-0		AWAY		2-1-0		3-0-0		0-0-0		
1-1-0	1-1-0	0-0-0		NEUTRAL		0-0-0		0-0-0		0-0-0		
RPI S	Opponent	Score	RPI S	Opponent	Score	RPI S	Opponent	Score	RPI S	Opponent	Score	
2 H	Florida	4 13	37 N	BYU	1 2	66 A	South Ala.	2 1	107 H	Ga. Southern	9 1	
2 H	Florida	2 8	37 N	BYU	3 4	69 A	Mississippi St.	5 4	112 H	Campbell	3 1	
2 H	Florida	4 14	49 H	Florida St.	5 3	69 A	Mississippi St.	3 4	118 A	Arkansas	9 1	
2 N	Florida	6 2				69 A	Mississippi St.	5 3	118 A	Arkansas	2 0	
3 A	Alabama	2 8				76 N	Jacksonville St.	6 3	118 A	Arkansas	5 1	
3 A	Alabama	1 6				78 H	Georgia St.	4 2	119 H	McNeese St.	7 5	
6 H	Georgia	1 6				82 H	South Carolina	3 0	126 H	Connecticut	8 0	
6 H	Georgia	3 2				82 H	South Carolina	9 1	134 N	Portland St.	2 1	
6 H	Georgia	3 1				82 H	South Carolina	3 2	139 H	Middle Tenn.	10 0	
10 A	Oklahoma	0 6				97 N	Troy	2 1	146 H	Marshall	8 1	
13 A	Tennessee	9 1				98 N	Ill.-Chicago	3 2	157 H	Ole Miss	1 2	
13 A	Tennessee	0 8				99 H	Mercer	5 0	157 H	Ole Miss	8 0	
13 A	Tennessee	1 2				99 H	Mercer	0 3	157 H	Ole Miss	4 1	
13 N	Tennessee	1 2							171 H	Southern Miss.	3 0	
15 A	Oklahoma St.	2 3							179 H	Murray St.	14 2	
15 N	Oklahoma St.	4 3							181 H	Western Ill.	8 1	
17 A	Kentucky	5 3							216 N	Samford	5 0	
17 A	Kentucky	2 10							224 H	Mississippi Val.	11 3	
17 A	Kentucky	2 1							224 H	Mississippi Val.	14 1	
24 H	LSU	3 7							247 H	Belmont	8 5	
24 H	LSU	0 1							263 H	Western Caro.	7 2	
			LAST 10 GAMES						278 N	Alabama St.	12 1	
			134 N	Portland St.	2 1	17 A	Kentucky	2 1				
			37 N	BYU	3 4	17 A	Kentucky	2 10				
			37 N	BYU	1 2	17 A	Kentucky	5 3				
			2 N	Florida	6 2	6 H	Georgia	3 2				
			13 N	Tennessee	1 2	6 H	Georgia	3 1				

Non-Div. I Games:

Auburn

Average RPI Win:		110	WON-LOST		WINNING		LAST 10		STRENGTH OF		OPP. STRENGTH		TEAM		ADJ		CONF.		ADJ CONF.					
Average RPI Loss:		38	RECORD		PCT. RANK		GAMES		SCHEDULE		OF SCHEDULE		RPI		RPI		RPI		RPI					
DIV. I ONLY			41-15-0		.73214		24		6-4-0		59		27		29		.60582		29		8		8	
DIV. I NON-CONF.			20-10-0		.66667		46		3-2-0		20		2		23		.61617		21		7		7	
TOTALS		RPI 1-25		RPI 26-50		W-L RECORDS		RPI 51-100		RPI 101-150		RPI 150+												
41-15-0		1-8-0		6-3-0		OVERALL		10-2-0		12-2-0		12-0-0												
13-3-0		0-2-0		1-0-0		HOME		2-1-0		8-0-0		2-0-0												
16-4-0		1-2-0		1-0-0		AWAY		6-1-0		2-1-0		6-0-0												
12-8-0		0-4-0		4-3-0		NEUTRAL		2-0-0		2-1-0		4-0-0												
20-10-0		1-6-0		6-2-0		NON-CONFERENCE		5-1-0		4-1-0		4-0-0												
3-0-0		0-0-0		1-0-0		HOME		0-0-0		2-0-0		0-0-0												
6-3-0		1-2-0		1-0-		AWAY		3-1-0		0-0-0		1-0-0												
11-7-0		0-4-0		4-2-0		NEUTRAL		2-0-0		2-1-0		3-0-0												
21-5-0		0-2-0		0-1-0		CONFERENCE		5-1-0		8-1-0		8-0-0												
10-3-0		0-2-0		0-0-0		HOME		2-1-0		6-0-0		2-0-0												
10-1-0		0-0-0		0-0-0		AWAY		3-0-0		2-1-0		5-0-0												
1-1-0		0-0-0		0-1-0		NEUTRAL		0-0-0		0-0-0		1-0-0												
RPI	S	Opponent		Score		RPI	S	Opponent		Score		RPI	S	Opponent		Score								
4	A	Missouri		3	7	26	N	Syracuse		0	2	56	A	South Fla.		4	2	106	N	New Mexico		1	4	
4	A	Missouri		0	8	30	N	Indiana		7	3	56	H	South Fla.		13	5	115	H	Loyola (IL)		4	0	
4	A	Missouri		2	1	30	N	Indiana		2	1	56	H	South Fla.		2	4	124	H	Northern Ill.		9	1	
7	N	Texas		3	11	35	N	Long Beach St.		1	2	56	H	South Fla.		7	0	125	H	St. John's (NY)		7	0	
8	N	Arizona		1	7	38	N	UAB		1	0	59	A	Pittsburgh		7	2	125	H	St. John's (NY)		7	2	
10	N	Oklahoma		3	4	39	H	Illinois St.		10	6	59	A	Pittsburgh		6	2	125	H	St. John's (NY)		12	2	
17	N	Kentucky		3	6	40	N	Fordham		3	9	60	A	FIU		6	4	126	H	Connecticut		2	1	
25	H	Louisville		2	13	43	A	Illinois		2	0	63	A	Northwestern		5	6	126	H	Connecticut		4	2	
25	H	Louisville		1	2	44	N	Memphis		6	5	64	A	Southern Ill.		3	0	126	H	Connecticut		9	1	
												64	A	Southern Ill.		5	4	141	N	Ohio St.		5	4	
												98	N	Ill.-Chicago		6	0	142	N	North Florida		3	0	
												98	N	Ill.-Chicago		3	2	150	A	Providence		3	0	
																		150	A	Providence		1	4	
																		150	A	Providence		6	3	
																		153	A	Villanova		7	4	
																		153	A	Villanova		10	3	
																		153	A	Villanova		12	2	
																		157	N	Ole Miss		3	2	
																		166	N	Boston College		7	5	
																		166	N	Boston College		8	0	
																		169	A	Rutgers		15	10	
																		169	A	Rutgers		9	4	
																		169	N	Rutgers		5	2	
																		189	A	Nevada		3	2	
																		202	H	Seton Hall		7	6	
																		202	H	Seton Hall		1	0	

Non-Div. I Games:

DePaul

Average RPI Win:		104	WON-LOST RECORD		WINNING PCT. RANK		LAST 10 GAMES		STRENGTH OF SCHEDULE		OPP. STRENGTH OF SCHEDULE		TEAM RPI		ADJ RPI		CONF. RPI		ADJ CONF. RPI					
DIV. I ONLY			37-18-0		.67273		46		7-3-0		27		37		28		.60555		30		4		5	
DIV. I NON-CONF.			20-15-0		.57143		97		0-2-0		27		44		51		.57171		52		4		4	
TOTALS		RPI 1-25		RPI 26-50		W-L RECORDS		RPI 51-100		RPI 101-150		RPI 150+												
37-18-0		1-8-0		7-6-0		OVERALL		13-3-0		9-1-0		7-0-0												
17-1-0		0-0-0		0-0-0		HOME		8-1-0		6-0-0		3-0-0												
9-6-0		1-4-0		4-1-0		AWAY		4-1-0		0-0-0		0-0-0												
11-11-0		0-4-0		3-5-0		NEUTRAL		1-1-0		3-1-0		4-0-0												
20-15-0		0-7-0		3-6-0		NON-CONFERENCE		3-1-0		7-1-0		7-0-0												
8-0-0		0-0-0		0-0-0		HOME		1-0-0		4-0-0		3-0-0												
1-4-0		0-3-0		0-0-		AWAY		1-0-0		0-0-0		0-0-0												
11-11-0		0-4-0		3-5-0		NEUTRAL		1-1-0		3-1-0		4-0-0												
17-3-0		1-1-0		4-0-0		CONFERENCE		10-2-0		2-0-0		0-0-0												
9-1-0		0-0-0		0-0-0		HOME		7-1-0		2-0-0		0-0-0												
8-2-0		1-1-0		4-0-0		AWAY		3-1-0		0-0-0		0-0-0												
0-0-0		0-0-0		0-0-0		NEUTRAL		0-0-0		0-0-0		0-0-0												
RPI	S	Opponent		Score		RPI	S	Opponent		Score		RPI	S	Opponent		Score								
2	N	Florida		0	7	27	A	Tulsa		2	3	56	A	South Fla.		5	1	108	N	UNI		1	5	
5	N	California		3	4	29	N	DePaul		3	7	62	H	Purdue		4	0	109	H	Butler		4	3	
5	N	California		0	3	29	N	DePaul		1	2	62	H	Purdue		2	1	109	H	Butler		4	2	
6	A	Georgia		0	2	31	N	Texas Tech		1	4	63	A	Northwestern		1	4	114	H	Ball St.		3	0	
8	N	Arizona		0	4	38	N	UAB		8	2	63	A	Northwestern		1	0	115	H	Loyola (IL)		2	0	
10	A	Oklahoma		0	9	39	N	Illinois St.		1	3	67	H	Iowa		5	0	123	N	Loyola Marymount		1	0	
11	A	Michigan		1	2	40	N	Fordham		0	2	67	H	Iowa		3	1	132	N	Cal Poly		7	3	
11	A	Michigan		5	4	41	N	San Diego St.		3	2	72	H	Wisconsin		4	3	141	H	Ohio St.		9	0	
25	A	Louisville		0	1	43	A	Illinois		8	0	72	H	Wisconsin		6	3	141	H	Ohio St.		3	2	
						43	A	Illinois		3	1	74	H	Minnesota		4	2	143	N	James Madison		5	1	
						45	N	Chattanooga		2	0	74	H	Minnesota		0	2	155	H	Eastern Mich.		1	0	
						46	A	Penn St.		3	0	80	N	Missouri St.		2	3	157	N	Ole Miss		7	3	
						46	A	Penn St.		1	0	82	A	Michigan St.		4	2	174	H	Wright St.		6	3	
												82	A	Michigan St.		7	2	189	N	Nevada		10	2	
												91	N	Cal St. Fullerton		5	2	231	H	Indiana St.		5	2	
												100	H	Central Mich.		1	0	282	N	Ark.-Pine Bluff		18	0	
																		282	N	Ark.-Pine Bluff		4	1	
						LAST 10 GAMES																		
						39	N	Illinois St.		1	3	63	A	Northwestern		1	0							
						29	N	DePaul		1	2	67	H	Iowa		5	0							
						62	H	Purdue		4	0	67	H	Iowa		3	1							
						62	H	Purdue		2	1	43	A	Illinois		3	1							
						63	A	Northwestern		1	4	43	A	Illinois		8	0							

Non-Div. I Games:

Indiana

Average RPI Win:		145	WON-LOST RECORD		WINNING PCT. RANK	LAST 10 GAMES		STRENGTH OF SCHEDULE		OPP. STRENGTH OF SCHEDULE	TEAM RPI	ADJ RPI		CONF. RPI	ADJ CONF. RPI		
DIV. I ONLY			42-16-0		.72414	25		3-7-0		50	60	30		.60247	31	2	2
DIV. I NON-CONF.			37-3-0		.925	3		2-2-0		164	181	27		.60629	28	2	2
TOTALS		RPI 1-25		RPI 26-50		W-L RECORDS		RPI 51-100		RPI 101-150		RPI 150+					
42-16-0		3-13-0		5-1-0		OVERALL		4-1-0		9-0-0		21-1-0					
26-9-0		1-7-0		0-0-0		HOME		1-1-0		6-0-0		18-1-0					
3-6-0		1-6-0		0-0-0		AWAY		2-0-0		0-0-0		0-0-0					
13-1-0		1-0-0		5-1-0		NEUTRAL		1-0-0		3-0-0		3-0-0					
37-3-0		1-1-0		5-1-0		NON-CONFERENCE		1-0-0		9-0-0		21-1-0					
24-1-0		0-0-0		0-0-0		HOME		0-0-0		6-0-0		18-1-0					
0-1-0		0-1-0		0-0-		AWAY		0-0-0		0-0-0		0-0-0					
13-1-0		1-0-0		5-1-0		NEUTRAL		1-0-0		3-0-0		3-0-0					
5-13-0		2-12-0		0-0-0		CONFERENCE		3-1-0		0-0-0		0-0-0					
2-8-0		1-7-0		0-0-0		HOME		1-1-0		0-0-0		0-0-0					
3-5-0		1-5-0		0-0-0		AWAY		2-0-0		0-0-0		0-0-0					
0-0-0		0-0-0		0-0-0		NEUTRAL		0-0-0		0-0-0		0-0-0					
RPI	S	Opponent		Score		RPI	S	Opponent		Score		RPI	S	Opponent		Score	
4	H	Missouri		1	4	30	N	Indiana		4	1	51	H	Kansas		5	9
4	H	Missouri		1	10	37	N	BYU		7	5	51	H	Kansas		10	0
5	N	California		5	4	45	N	Chattanooga		3	1	70	A	Iowa St.		16	5
7	H	Texas		5	9	48	N	Jacksonville		5	1	70	A	Iowa St.		15	5
7	H	Texas		2	15	50	N	New Mexico St.		0	9	81	N	Harvard		7	0
8	A	Arizona		2	10	50	N	New Mexico St.		6	4						
9	H	Baylor		1	5												
9	H	Baylor		3	10												
10	H	Oklahoma		5	0												
10	H	Oklahoma		6	7												
14	A	Texas A&M		2	5												
14	A	Texas A&M		0	3												
15	A	Oklahoma St.		1	2												
15	A	Oklahoma St.		1	7												
21	A	Nebraska		5	0												
21	A	Nebraska		0	7												
						LAST 10 GAMES											
8	A	Arizona		2	10	14	A	Texas A&M		0	3	228	H	Evansville		8	0
50	N	New Mexico St.		6	4	21	A	Nebraska		5	0	228	H	Evansville		5	1
81	N	Harvard		7	0	21	A	Nebraska		0	7	235	N	Bradley		13	2
50	N	New Mexico St.		0	9	7	H	Texas		5	9	250	H	Utah Valley		8	3
14	A	Texas A&M		2	5	7	H	Texas		2	15	250	H	Utah Valley		14	5

Non-Div. I Games:

Texas Tech

RPI	S	Opponent	Score	
250	H	Utah Valley	8	2
276	H	Alcorn St.	18	0
276	H	Alcorn St.	2	4
276	H	Alcorn St.	15	0

Texas Tech

T
e
x
a
s
T
e
c
h

T
e
x
a
s
T
e
c
h

Average RPI Win: 112		WON-LOST RECORD		WINNING PCT. RANK		LAST 10 GAMES		STRENGTH OF SCHEDULE		OPP. STRENGTH OF SCHEDULE		TEAM RPI		ADJ RPI		CONF. RPI		ADJ CONF. RPI	
DIV. I ONLY		40-19-0		.67797 43		5-5-0		37		45		32		.59781 32		5		4	
DIV. I NON-CONF.		27-11-0		.71053 38		1-2-0		47		72		33		.59714 32		5		5	
TOTALS		RPI 1-25		RPI 26-50		W-L RECORDS		RPI 51-100		RPI 101-150		RPI 150+							
40-19-0		0-6-0		9-10-0		OVERALL		12-2-0		7-0-0		12-1-0							
20-9-0		0-3-0		4-5-0		HOME		2-1-0		3-0-0		11-0-0							
7-2-0		0-1-0		2-1-0		AWAY		5-0-0		0-0-0		0-0-0							
13-8-0		0-2-0		3-4-0		NEUTRAL		5-1-0		4-0-0		1-1-0							
27-11-0		0-3-0		6-6-0		NON-CONFERENCE		5-1-0		7-0-0		9-1-0							
15-3-0		0-0-0		3-3-0		HOME		1-0-0		3-0-0		8-0-0							
0-1-0		0-1-0		0-0-		AWAY		0-0-0		0-0-0		0-0-0							
12-7-0		0-2-0		3-3-0		NEUTRAL		4-1-0		4-0-0		1-1-0							
13-8-0		0-3-0		3-4-0		CONFERENCE		7-1-0		0-0-0		3-0-0							
5-6-0		0-3-0		1-2-0		HOME		1-1-0		0-0-0		3-0-0							
7-1-0		0-0-0		2-1-0		AWAY		5-0-0		0-0-0		0-0-0							
1-1-0		0-0-0		0-1-0		NEUTRAL		1-0-0		0-0-0		0-0-0							
RPI	S	Opponent		Score		RPI	S	Opponent		Score		RPI	S	Opponent		Score			
6	A	Georgia		2	8	33	H	East Carolina		1	5	52	A	Virginia Tech		2	0		
21	N	Nebraska		4	6	33	H	East Carolina		0	2	52	A	Virginia Tech		3	2		
22	H	Georgia Tech		0	2	33	H	East Carolina		4	2	52	A	Virginia Tech		3	2		
22	H	Georgia Tech		2	5	33	H	East Carolina		2	3	59	N	Pittsburgh		1	0		
22	H	Georgia Tech		3	4	33	N	East Carolina		3	1	59	N	Pittsburgh		5	4		
23	N	Notre Dame		3	5	39	N	Illinois St.		0	5	65	A	Virginia		13	0		
						39	N	Illinois St.		7	9	65	A	Virginia		7	0		
						40	H	Fordham		5	4	67	N	Iowa		0	1		
						40	H	Fordham		7	1	68	N	Lipscomb		4	3		
						42	H	North Carolina		0	2	71	H	North Carolina St.		3	1		
						42	H	North Carolina		5	0	71	H	North Carolina St.		1	2		
						42	H	North Carolina		5	6	71	N	North Carolina St.		4	3		
						42	N	North Carolina		3	7	88	N	St. Joseph's		4	1		
						43	N	Illinois		1	3	94	H	Utah		6	0		
						47	N	Longwood		16	0								
						48	N	Jacksonville		2	1								
						49	A	Florida St.		0	5								
						49	A	Florida St.		1	0								
						49	A	Florida St.		7	4								
LAST 10 GAMES																			
						33	H	East Carolina		0	2	42	H	North Carolina		5	0		
						145	H	Lehigh		11	0	42	H	North Carolina		5	6		
						33	H	East Carolina		1	5	42	H	North Carolina		0	2		
						42	N	North Carolina		3	7	52	A	Virginia Tech		2	0		
						71	N	North Carolina St.		4	3	52	A	Virginia Tech		3	2		

Non-Div. I Games:

Maryland

Average RPI Win:		111	WON-LOST RECORD		WINNING PCT. RANK		LAST 10 GAMES		STRENGTH OF SCHEDULE		OPP. STRENGTH OF SCHEDULE		TEAM RPI		ADJ RPI		CONF. RPI		ADJ CONF. RPI					
DIV. I ONLY			41-22-0		.65079		59		7-3-0		33		52		34		.59691		33		6		6	
DIV. I NON-CONF.			24-12-0		.66667		46		4-3-0		34		63		35		.59014		37		6		6	
TOTALS			RPI 1-25		RPI 26-50		W-L RECORDS		RPI 51-100		RPI 101-150		RPI 150+											
41-22-0			1-7-0		12-8-0		OVERALL		6-4-0		8-2-0		14-1-0											
20-11-0			1-3-0		5-3-0		HOME		4-4-0		4-1-0		6-0-0											
14-7-0			0-2-0		6-3-0		AWAY		0-0-0		2-1-0		6-1-0											
7-4-0			0-2-0		1-2-0		NEUTRAL		2-0-0		2-0-0		2-0-0											
24-12-0			0-4-0		5-4-0		NON-CONFERENCE		5-2-0		6-1-0		8-1-0											
13-3-0			0-0-0		0-0-0		HOME		3-2-0		4-1-0		6-0-0											
4-5-0			0-2-0		4-0-		AWAY		0-0-0		0-0-0		0-1-0											
7-4-0			0-2-0		1-2-0		NEUTRAL		2-0-0		2-0-0		2-0-0											
17-10-0			1-3-0		7-4-0		CONFERENCE		1-2-0		2-1-0		6-0-0											
7-8-0			1-3-0		5-3-0		HOME		1-2-0		0-0-0		0-0-0											
10-2-0			0-0-0		2-1-0		AWAY		0-0-0		2-1-0		6-0-0											
0-0-0			0-0-0		0-0-0		NEUTRAL		0-0-0		0-0-0		0-0-0											
RPI	S	Opponent	Score		RPI	S	Opponent	Score		RPI	S	Opponent	Score		RPI	S	Opponent	Score						
1	A	Arizona St.	0	11	27	H	Tulsa	1	0	54	H	Hofstra	5	4	108	N	UNI	4	1					
6	A	Georgia	0	1	27	H	Tulsa	10	1	54	H	Hofstra	5	0	112	H	Campbell	6	0					
9	N	Baylor	0	2	27	H	Tulsa	3	5	65	H	Virginia	3	0	125	H	St. John's (NY)	5	6					
9	N	Baylor	0	1	27	H	Tulsa	4	1	67	N	Iowa	1	0	125	H	St. John's (NY)	8	0					
20	H	Houston	1	0	32	A	Maryland	2	4	68	N	Lipscomb	1	0	138	H	Fairfield	9	0					
20	H	Houston	3	5	32	A	Maryland	3	2	71	H	North Carolina St.	1	2	144	N	Creighton	2	0					
20	H	Houston	0	1	32	A	Maryland	5	1	71	H	North Carolina St.	4	5	145	H	Lehigh	8	0					
20	H	Houston	0	8	32	A	Maryland	2	0	90	H	UCF	0	1	146	A	Marshall	3	2					
					32	N	Maryland	1	3	90	H	UCF	2	3	146	A	Marshall	2	3					
					38	A	UAB	6	2	90	H	UCF	1	0	146	A	Marshall	10	1					
					38	A	UAB	0	2						152	H	Charleston So.	4	0					
					38	A	UAB	3	2						152	H	Charleston So.	3	0					
					39	N	Illinois St.	0	8						162	H	Kent St.	3	1					
					44	H	Memphis	0	1						171	A	Southern Miss.	5	1					
					44	H	Memphis	1	2						171	A	Southern Miss.	8	1					
					44	H	Memphis	5	1						171	A	Southern Miss.	6	0					
					44	H	Memphis	4	1						178	H	Towson	6	5					
					47	A	Longwood	10	1						188	A	UTEP	6	0					
					47	A	Longwood	0	3						188	A	UTEP	6	2					
					50	N	New Mexico St.	8	5						188	A	UTEP	1	0					
					LAST 10 GAMES										207	H	Maine	2	0					
					9	N	Baylor	0	1	20	H	Houston	1	0	217	N	UMBC	4	0					
					32	A	Maryland	2	0	44	H	Memphis	5	1	249	N	Northern Colo.	11	3					
					9	N	Baylor	0	2	47	A	Longwood	0	3	257	A	UNC Wilmington	1	2					
					32	A	Maryland	5	1	217	N	UMBC	4	0	257	H	UNC Wilmington	8	0					
					27	H	Tulsa	4	1	47	A	Longwood	10	1										

Non-Div. I Games:

East Carolina

Average RPI Win:	134	WON-LOST RECORD	WINNING PCT. RANK	LAST 10 GAMES	STRENGTH OF SCHEDULE	OPP. STRENGTH OF SCHEDULE	TEAM RPI	ADJ RPI	CONF. RPI	ADJ CONF. RPI		
DIV. I ONLY		51-11-0	.82258	5	8-2-0	129	80	33	.59359	34	7	7
DIV. I NON-CONF.		28-6-0	.82353	17	2-2-0	205	95	50	.57602	46	9	9
<hr/>												
TOTALS	RPI 1-25	RPI 26-50		W-L RECORDS		RPI 51-100		RPI 101-150		RPI 150+		
51-11-0	3-5-0	1-0-0		OVERALL		15-5-0		17-0-0		15-1-0		
30-1-0	0-0-0	0-0-0		HOME		8-1-0		11-0-0		11-0-0		
10-4-0	1-0-0	0-0-0		AWAY		5-4-0		4-0-0		0-0-0		
11-6-0	2-5-0	1-0-0		NEUTRAL		2-0-0		2-0-0		4-1-0		
28-6-0	3-5-0	1-0-0		NON-CONFERENCE		2-0-0		7-0-0		15-1-0		
15-0-0	0-0-0	0-0-0		HOME		0-0-0		4-0-0		11-0-0		
2-0-0	1-0-0	0-0-		AWAY		0-0-0		1-0-0		0-0-0		
11-6-0	2-5-0	1-0-0		NEUTRAL		2-0-0		2-0-0		4-1-0		
23-5-0	0-0-0	0-0-0		CONFERENCE		13-5-0		10-0-0		0-0-0		
15-1-0	0-0-0	0-0-0		HOME		8-1-0		7-0-0		0-0-0		
8-4-0	0-0-0	0-0-0		AWAY		5-4-0		3-0-0		0-0-0		
0-0-0	0-0-0	0-0-0		NEUTRAL		0-0-0		0-0-0		0-0-0		
RPI S	Opponent	Score		RPI S	Opponent	Score		RPI S	Opponent	Score		
1 N	Arizona St.	4	10	35 N	Long Beach St.	9	5	60 H	FIU	2	1	
3 N	Alabama	1	0					60 H	FIU	2	3	
7 A	Texas	5	3					60 H	FIU	7	2	
8 N	Arizona	2	10					61 A	Fla. Atlantic	2	6	
18 N	Oregon	2	5					61 A	Fla. Atlantic	2	4	
20 N	Houston	2	7					61 A	Fla. Atlantic	0	1	
20 N	Houston	1	4					61 H	Fla. Atlantic	8	0	
23 N	Notre Dame	5	1					65 N	Virginia	9	1	
								66 A	South Ala.	5	1	
								66 A	South Ala.	13	2	
								66 A	South Ala.	10	2	
								66 H	South Ala.	10	0	
								73 N	Texas St.	11	2	
								92 A	North Texas	5	2	
								92 A	North Texas	5	8	
								92 A	North Texas	7	3	
								97 H	Troy	7	3	
								97 H	Troy	5	2	
								97 H	Troy	8	0	
								97 H	Troy	9	1	

Non-Div. I Games:

La.-Lafayette

RPI	S	Opponent	Score	
252	H	Tennessee St.	9	1
266	H	Rhode Island	14	0
266	H	Rhode Island	20	0
277	H	Centenary (LA)	7	0
283	H	Prairie View	28	0
285	N	Grambling	7	0

La.-Lafayette

L
a
.
-
L
a
f
a
y
e
t
t
e

L
a
.
-
L
a
f
a
y
e
t
t
e

Average RPI Win:	115	WON-LOST RECORD	WINNING PCT. RANK	LAST 10 GAMES	STRENGTH OF SCHEDULE	OPP. STRENGTH OF SCHEDULE	TEAM RPI	ADJ RPI	CONF. RPI	ADJ CONF. RPI		
DIV. I ONLY		38-18-0	.67857	42	6-4-0	56	57	35	.59316	35	10	10
DIV. I NON-CONF.		23-12-0	.65714	50	1-2-0	12	35	21	.62166	18	10	10
<hr/>												
TOTALS	RPI 1-25	RPI 26-50		W-L RECORDS		RPI 51-100		RPI 101-150		RPI 150+		
38-18-0	3-5-0	5-5-0		OVERALL		7-5-0		13-2-0		10-1-0		
21-5-0	0-2-0	0-1-0		HOME		4-1-0		9-1-0		8-0-0		
5-6-0	0-1-0	0-1-0		AWAY		1-2-0		2-1-0		2-1-0		
12-7-0	3-2-0	5-3-0		NEUTRAL		2-2-0		2-0-0		0-0-0		
23-12-0	3-5-0	5-5-0		NON-CONFERENCE		4-2-0		6-0-0		5-0-0		
11-3-0	0-2-0	0-1-0		HOME		2-0-0		4-0-0		5-0-0		
0-2-0	0-1-0	0-0-		AWAY		0-0-0		0-0-0		0-0-0		
12-7-0	3-2-0	5-3-0		NEUTRAL		2-2-0		2-0-0		0-0-0		
15-6-0	0-0-0	0-0-0		CONFERENCE		3-3-0		7-2-0		5-1-0		
10-2-0	0-0-0	0-0-0		HOME		2-1-0		5-1-0		3-0-0		
5-4-0	0-0-0	0-0-0		AWAY		1-2-0		2-1-0		2-1-0		
0-0-0	0-0-0	0-0-0		NEUTRAL		0-0-0		0-0-0		0-0-0		
RPI	S	Opponent	Score	RPI	S	Opponent	Score	RPI	S	Opponent	Score	
1	A	Arizona St.	0 8	29	N	DePaul	2 1	53	A	Pacific	6 0	
7	H	Texas	0 1	34	N	La.-Lafayette	5 9	53	A	Pacific	2 3	
9	N	Baylor	7 1	36	N	Fresno St.	6 5	53	A	Pacific	1 3	
10	N	Oklahoma	2 1	37	H	BYU	0 2	55	N	Hawaii	4 10	
14	N	Texas A&M	0 8	37	N	BYU	1 0	79	H	Boise St.	2 0	
15	N	Oklahoma St.	3 5	41	A	San Diego St.	0 3	79	H	Boise St.	2 0	
19	H	UCLA	3 7	41	N	San Diego St.	4 6	79	N	Boise St.	7 5	
20	N	Houston	3 0	41	N	San Diego St.	6 2	91	H	Cal St. Fullerton	7 6	
				43	N	Illinois	1 0	91	H	Cal St. Fullerton	5 6	
				49	N	Florida St.	1 4	91	H	Cal St. Fullerton	1 0	
								94	N	Utah	2 3	
								94	N	Utah	5 1	

Non-Div. I Games:

Long Beach St.

Average RPI Win: 132		WON-LOST RECORD		WINNING PCT. RANK		LAST 10 GAMES		STRENGTH OF SCHEDULE		OPP. STRENGTH OF SCHEDULE		TEAM RPI		ADJ RPI		CONF. RPI		ADJ CONF. RPI	
DIV. I ONLY		35-19-0		.64815 61		5-5-0		51		61		45		.58938 36		11		11	
DIV. I NON-CONF.		17-11-0		.60714 77		1-2-0		10		8		28		.61648 20		11		11	
TOTALS		RPI 1-25		RPI 26-50		W-L RECORDS		RPI 51-100		RPI 101-150		RPI 150+							
35-19-0		4-7-0		4-6-0		OVERALL		9-4-0		0-0-0		18-2-0							
19-4-0		0-1-0		0-1-0		HOME		7-0-0		0-0-0		12-2-0							
8-7-0		0-1-0		2-2-0		AWAY		0-4-0		0-0-0		6-0-0							
8-8-0		4-5-0		2-3-0		NEUTRAL		2-0-0		0-0-0		0-0-0							
17-11-0		4-7-0		3-3-0		NON-CONFERENCE		4-1-0		0-0-0		6-0-0							
8-1-0		0-1-0		0-0-0		HOME		2-0-0		0-0-0		6-0-0							
1-2-0		0-1-0		1-0-		AWAY		0-1-0		0-0-0		0-0-0							
8-8-0		4-5-0		2-3-0		NEUTRAL		2-0-0		0-0-0		0-0-0							
18-8-0		0-0-0		1-3-0		CONFERENCE		5-3-0		0-0-0		12-2-0							
11-3-0		0-0-0		0-1-0		HOME		5-0-0		0-0-0		6-2-0							
7-5-0		0-0-0		1-2-0		AWAY		0-3-0		0-0-0		6-0-0							
0-0-0		0-0-0		0-0-0		NEUTRAL		0-0-0		0-0-0		0-0-0							
RPI	S	Opponent		Score		RPI	S	Opponent		Score		RPI	S	Opponent		Score			
4	N	Missouri		6	3	26	N	Syracuse		3	4	53	A	Pacific		4	5		
5	H	California		2	6	35	N	Long Beach St.		5	6	55	H	Hawaii		2	0		
7	N	Texas		2	9	37	N	BYU		7	3	55	H	Hawaii		2	1		
9	N	Baylor		1	4	41	A	San Diego St.		2	1	55	H	Hawaii		2	1		
11	N	Michigan		3	1	43	N	Illinois		3	2	55	H	Hawaii		5	0		
12	N	Washington		0	10	46	N	Penn St.		0	1	58	N	Massachusetts		7	5		
15	N	Oklahoma St.		4	3	50	A	New Mexico St.		9	1	65	N	Virginia		4	1		
16	A	Stanford		1	3	50	A	New Mexico St.		2	10	79	A	Boise St.		9	12		
20	N	Houston		3	4	50	A	New Mexico St.		1	9	79	A	Boise St.		3	4		
21	N	Nebraska		1	0	50	H	New Mexico St.		0	5	79	A	Boise St.		2	3		
21	N	Nebraska		0	5							79	H	Boise St.		3	2		
												86	H	Drake		2	1		
												97	H	Troy		2	1		

Non-Div. I Games:

Fresno St.

Average RPI Win:		131	WON-LOST RECORD		WINNING PCT. RANK	LAST 10 GAMES		STRENGTH OF SCHEDULE		OPP. STRENGTH OF SCHEDULE		TEAM RPI	ADJ RPI		CONF. RPI	ADJ CONF. RPI							
DIV. I ONLY			40-18-0		.68966	36	7-3-0		73		44		37	.58847		37	9	9					
DIV. I NON-CONF.			29-16-0		.64444	58	3-2-0		61		38		44	.58405		39	8	8					
TOTALS		RPI 1-25		RPI 26-50		W-L RECORDS		RPI 51-100		RPI 101-150		RPI 150+											
40-18-0		3-9-0		5-5-0		OVERALL		5-1-0		14-2-0		13-1-0											
15-0-0		0-0-0		1-0-0		HOME		3-0-0		3-0-0		8-0-0											
9-4-0		0-2-0		2-1-0		AWAY		1-0-0		3-1-0		3-0-0											
16-14-0		3-7-0		2-4-0		NEUTRAL		1-1-0		8-1-0		2-1-0											
29-16-0		3-9-0		3-4-0		NON-CONFERENCE		3-1-0		10-1-0		10-1-0											
8-0-0		0-0-0		0-0-0		HOME		1-0-0		1-0-0		6-0-0											
5-2-0		0-2-0		1-0-		AWAY		1-0-0		1-0-0		2-0-0											
16-14-0		3-7-0		2-4-0		NEUTRAL		1-1-0		8-1-0		2-1-0											
11-2-0		0-0-0		2-1-0		CONFERENCE		2-0-0		4-1-0		3-0-0											
7-0-0		0-0-0		1-0-0		HOME		2-0-0		2-0-0		2-0-0											
4-2-0		0-0-0		1-1-0		AWAY		0-0-0		2-1-0		1-0-0											
0-0-0		0-0-0		0-0-0		NEUTRAL		0-0-0		0-0-0		0-0-0											
RPI	S	Opponent		Score		RPI	S	Opponent		Score		RPI	S	Opponent		Score							
5	N	California		2	4	28	N	Auburn		2	1	55	A	Hawaii		4	0						
5	N	California		7	2	28	N	Auburn		4	3	55	H	Hawaii		2	1						
12	A	Washington		5	7	31	N	Texas Tech		5	7	65	N	Virginia		3	9						
12	A	Washington		1	4	35	A	Long Beach St.		2	0	79	N	Boise St.		12	11						
13	N	Tennessee		1	4	35	N	Long Beach St.		0	1	94	H	Utah		12	1						
14	N	Texas A&M		7	2	36	N	Fresno St.		3	7	94	H	Utah		3	0						
16	N	Stanford		4	7	41	A	San Diego St.		1	0												
18	N	Oregon		2	3	41	A	San Diego St.		0	1												
19	N	UCLA		2	5	41	H	San Diego St.		4	2												
19	N	UCLA		6	4	49	N	Florida St.		4	6												
20	N	Houston		0	4																		
21	N	Nebraska		3	4																		
LAST 10 GAMES																							
12	A	Washington		5	7	94	H	Utah		3	0							214	A	Colorado St.		18	5
28	N	Auburn		4	3	210	A	Southern Utah		8	0							214	H	Colorado St.		15	0
12	A	Washington		1	4	106	A	New Mexico		2	3							240	H	Utah St.		9	0
28	N	Auburn		2	1	106	A	New Mexico		8	3	250	A	Utah Valley		11	0						
94	H	Utah		12	1	214	A	Colorado St.		18	5	250	H	Utah Valley		7	3						

RPI	S	Opponent	Score	
258	H	Idaho St.	2	0
269	N	Seattle	14	0
273	H	Weber St.	9	1

BYU

B
Y
U

B
Y
U

Average RPI Win: 119		WON-LOST RECORD		WINNING PCT. RANK		LAST 10 GAMES		STRENGTH OF SCHEDULE		OPP. STRENGTH OF SCHEDULE		TEAM RPI		ADJ RPI		CONF. RPI		ADJ CONF. RPI	
DIV. I ONLY		39-19-0		.67241		48		66		50		43		.58769		38		6	
DIV. I NON-CONF.		22-12-0		.64706		56		66		70		48		.57277		50		6	
TOTALS		RPI 1-25		RPI 26-50		W-L RECORDS		RPI 51-100		RPI 101-150		RPI 150+							
39-19-0		3-3-0		6-9-0		OVERALL		12-6-0		3-0-0		15-1-0							
18-5-0		0-1-0		2-3-0		HOME		4-0-0		3-0-0		9-1-0							
13-6-0		3-1-0		2-3-0		AWAY		6-2-0		0-0-0		2-0-0							
8-8-0		0-1-0		2-3-0		NEUTRAL		2-4-0		0-0-0		4-0-0							
22-12-0		0-3-0		3-4-0		NON-CONFERENCE		10-4-0		0-0-0		9-1-0							
8-3-0		0-1-0		1-1-0		HOME		4-0-0		0-0-0		3-1-0							
6-2-0		0-1-0		0-0-		AWAY		4-1-0		0-0-0		2-0-0							
8-7-0		0-1-0		2-3-0		NEUTRAL		2-3-0		0-0-0		4-0-0							
17-7-0		3-0-0		3-5-0		CONFERENCE		2-2-0		3-0-0		6-0-0							
10-2-0		0-0-0		1-2-0		HOME		0-0-0		3-0-0		6-0-0							
7-4-0		3-0-0		2-3-0		AWAY		2-1-0		0-0-0		0-0-0							
0-1-0		0-0-0		0-0-0		NEUTRAL		0-1-0		0-0-0		0-0-0							
RPI	S	Opponent		Score		RPI	S	Opponent		Score		RPI	S	Opponent		Score			
3	H	Alabama		0	3	27	A	Tulsa		0	1	56	A	South Fla.		6	2		
6	A	Georgia		2	9	27	A	Tulsa		7	6	58	N	Massachusetts		1	0		
20	A	Houston		3	1	27	A	Tulsa		1	2	66	N	South Ala.		2	4		
20	A	Houston		1	0	29	N	DePaul		0	1	69	H	Mississippi St.		8	0		
20	A	Houston		2	1	30	N	Indiana		2	8	75	H	Eastern Ill.		3	0		
22	N	Georgia Tech		0	8	33	H	East Carolina		2	0	76	A	Jacksonville St.		7	0		
						33	H	East Carolina		2	3	76	H	Jacksonville St.		1	0		
						33	H	East Carolina		2	6	76	N	Jacksonville St.		4	5		
						40	N	Fordham		2	0	78	N	Georgia St.		3	0		
						44	A	Memphis		4	2	84	H	Radford		7	5		
						44	A	Memphis		0	1	90	A	UCF		0	6		
						45	H	Chattanooga		1	0	90	A	UCF		5	1		
						45	H	Chattanooga		3	11	90	A	UCF		5	3		
						49	N	Florida St.		2	0	90	N	UCF		1	2		
						49	N	Florida St.		1	13	93	A	Kennesaw St.		0	6		
												93	A	Kennesaw St.		2	0		
												97	A	Troy		4	2		
												97	N	Troy		0	2		
LAST 10 GAMES																			
49	N	Florida St.		1	13	146	H	Marshall		3	0								
6	A	Georgia		2	9	146	H	Marshall		4	2								
49	N	Florida St.		2	0	76	H	Jacksonville St.		1	0								
90	N	UCF		1	2	44	A	Memphis		0	1								
146	H	Marshall		6	5	44	A	Memphis		4	2								

Non-Div. I Games:

UAB

Average RPI Win: 137		WON-LOST	WINNING	LAST 10	STRENGTH OF		OPP. STRENGTH	TEAM	ADJ	CONF.	ADJ CONF.
Average RPI Loss: 48		RECORD	PCT. RANK	GAMES	SCHEDULE		OF SCHEDULE	RPI	RPI	RPI	RPI
DIV. I ONLY		36-19-0	.65455	55	5-5-0		47	63	36	.58667	39
DIV. I NON-CONF.		15-13-0	.53571	110	1-2-0		4	4	29	.60907	27
TOTALS		RPI 1-25	RPI 26-50		W-L RECORDS		RPI 51-100		RPI 101-150		RPI 150+
36-19-0		0-9-0	7-2-0		OVERALL		9-5-0		6-2-0		14-1-0
12-2-0		0-0-0	0-0-0		HOME		5-1-0		2-1-0		5-0-0
10-12-0		0-6-0	1-1-0		AWAY		2-3-0		2-1-0		5-1-0
14-5-0		0-3-0	6-1-0		NEUTRAL		2-1-0		2-0-0		4-0-0
15-13-0		0-9-0	7-2-0		NON-CONFERENCE		2-2-0		2-0-0		4-0-0
0-0-0		0-0-0	0-0-0		HOME		0-0-0		0-0-0		0-0-0
1-8-0		0-6-0	1-0-		AWAY		0-1-0		0-0-0		0-0-0
14-5-0		0-3-0	6-1-0		NEUTRAL		2-1-0		2-0-0		4-0-0
21-6-0		0-0-0	0-0-0		CONFERENCE		7-3-0		4-2-0		10-1-0
12-2-0		0-0-0	0-0-0		HOME		5-1-0		2-1-0		5-0-0
9-4-0		0-0-0	0-0-0		AWAY		2-2-0		2-1-0		5-1-0
0-0-0		0-0-0	0-0-0		NEUTRAL		0-0-0		0-0-0		0-0-0
RPI S	Opponent	Score	RPI S	Opponent	Score	RPI S	Opponent	Score	RPI S	Opponent	Score
1 A	Arizona St.	4 13	29 A	DePaul	6 10	56 A	South Fla.	2 3	108 H	UNI	0 1
3 N	Alabama	0 7	30 N	Indiana	3 1	64 H	Southern Ill.	4 7	108 H	UNI	3 2
4 A	Missouri	4 8	32 N	Maryland	5 0	64 H	Southern Ill.	6 0	108 H	UNI	7 4
4 A	Missouri	0 9	32 N	Maryland	9 7	64 H	Southern Ill.	5 4	135 N	Temple	6 1
4 A	Missouri	0 10	33 N	East Carolina	8 0	65 N	Virginia	0 3	135 N	Temple	12 4
4 A	Missouri	3 12	40 N	Fordham	1 2	67 N	Iowa	13 4	144 A	Creighton	4 2
4 N	Missouri	2 8	43 A	Illinois	10 6	68 N	Lipscomb	2 0	144 A	Creighton	8 1
6 A	Georgia	1 2	43 N	Illinois	10 7	80 A	Missouri St.	2 4	144 A	Creighton	0 1
18 N	Oregon	0 6	47 N	Longwood	6 2	80 H	Missouri St.	8 0	173 N	Central Conn. St.	9 0
						80 H	Missouri St.	5 2	193 A	Wichita St.	10 1
						80 H	Missouri St.	7 2	193 A	Wichita St.	3 4
						86 A	Drake	5 1	228 A	Evansville	14 3
						86 A	Drake	3 4	228 A	Evansville	4 2
						86 A	Drake	5 2	228 A	Evansville	8 0
									231 A	Indiana St.	10 7
									231 H	Indiana St.	5 1
									231 H	Indiana St.	9 0
									235 H	Bradley	3 1
									235 H	Bradley	3 2
									235 H	Bradley	3 2
									258 N	Idaho St.	10 0
									258 N	Idaho St.	10 1
									269 N	Seattle	16 0
			LAST 10 GAMES								
4 A	Missouri	4 8	144 A	Creighton	4 2	4 A	Missouri	3 12	144 A	Creighton	0 1
30 N	Indiana	3 1	64 H	Southern Ill.	5 4	80 A	Missouri St.	2 4	64 H	Southern Ill.	6 0
4 A	Missouri	3 12	64 H	Southern Ill.	6 0	144 A	Creighton	8 1	64 H	Southern Ill.	4 7

Non-Div. I Games:

Illinois St.

Average RPI Win: 142		WON-LOST RECORD		WINNING PCT. RANK		LAST 10 GAMES		STRENGTH OF SCHEDULE		OPP. STRENGTH OF SCHEDULE		TEAM RPI		ADJ RPI		CONF. RPI		ADJ CONF. RPI	
DIV. I ONLY		42-19-0		.68852 38		8-2-0		64		89		44		.58504 40		21		20	
DIV. I NON-CONF.		23-15-0		.60526 79		1-2-0		25		29		39		.59161 35		20		19	
TOTALS		RPI 1-25		RPI 26-50		W-L RECORDS		RPI 51-100		RPI 101-150		RPI 150+							
42-19-0		1-7-0		6-6-0		OVERALL		10-2-0		6-2-0		19-2-0							
12-4-0		0-0-0		0-0-0		HOME		1-2-0		4-1-0		7-1-0							
17-4-0		0-0-0		1-3-0		AWAY		5-0-0		2-1-0		9-0-0							
13-11-0		1-7-0		5-3-0		NEUTRAL		4-0-0		0-0-0		3-1-0							
23-15-0		1-7-0		6-6-0		NON-CONFERENCE		5-1-0		4-0-0		7-1-0							
5-1-0		0-0-0		0-0-0		HOME		0-1-0		3-0-0		2-0-0							
7-3-0		0-0-0		1-0-		AWAY		3-0-0		1-0-0		2-0-0							
11-11-0		1-7-0		5-3-0		NEUTRAL		2-0-0		0-0-0		3-1-0							
19-4-0		0-0-0		0-0-0		CONFERENCE		5-1-0		2-2-0		12-1-0							
7-3-0		0-0-0		0-0-0		HOME		1-1-0		1-1-0		5-1-0							
10-1-0		0-0-0		0-0-0		AWAY		2-0-0		1-1-0		7-0-0							
2-0-0		0-0-0		0-0-0		NEUTRAL		2-0-0		0-0-0		0-0-0							
RPI S	Opponent	Score		RPI S	Opponent	Score		RPI S	Opponent	Score		RPI S	Opponent	Score					
3 N	Alabama	1	3	26 N	Syracuse	4	3	54 H	Hofstra	1	5	122 H	Iona	1	0				
7 N	Texas	2	1	29 N	DePaul	9	3	56 A	South Fla.	1	0	125 A	St. John's (NY)	5	4				
12 N	Washington	0	2	30 N	Indiana	2	0	58 A	Massachusetts	6	0	129 A	St. Louis	3	1				
18 N	Oregon	0	2	32 A	Maryland	4	5	58 A	Massachusetts	4	0	129 A	St. Louis	0	2				
22 N	Georgia Tech	0	6	32 A	Maryland	1	7	58 N	Massachusetts	1	0	135 H	Temple	6	4				
22 N	Georgia Tech	1	3	38 N	UAB	0	2	61 N	Fla. Atlantic	1	0	135 H	Temple	4	7				
23 N	Notre Dame	0	6	39 N	Illinois St.	2	1	65 A	Virginia	8	4	145 H	Lehigh	9	0				
24 N	LSU	2	6	42 N	North Carolina	1	0	65 A	Virginia	9	1	145 H	Lehigh	9	1				
				43 N	Illinois	1	4	88 H	St. Joseph's	1	0	151 A	Charlotte	6	4				
				45 N	Chattanooga	0	1	88 H	St. Joseph's	0	1	151 A	Charlotte	7	3				
				46 A	Penn St.	2	0	88 N	St. Joseph's	4	0	151 A	Charlotte	2	0				
				46 A	Penn St.	2	5	91 N	Cal St. Fullerton	1	0	157 N	Ole Miss	3	5				
												187 H	Dayton	4	1				
												187 H	Dayton	1	3				
												189 N	Nevada	6	2				
												196 A	Fairleigh Dickinson	8	0				
												196 A	Fairleigh Dickinson	18	0				
												212 N	Princeton	15	0				
												212 N	Princeton	5	1				
												238 H	George Washington	3	0				
												238 H	George Washington	11	1				
												242 A	St. Bonaventure	13	0				
												242 A	St. Bonaventure	5	2				
												266 A	Rhode Island	9	3				
												266 A	Rhode Island	6	0				
												275 H	La Salle	8	0				
												275 H	La Salle	10	1				

Non-Div. I Games:

Fordham

RPI	S	Opponent	Score	
281	H	St. Peter's	9	0
281	H	St. Peter's	9	0

Fordham

F
o
r
d
h
a
m

F
o
r
d
h
a
m

Average RPI Win:		126	WON-LOST RECORD		WINNING PCT. RANK	LAST 10 GAMES		STRENGTH OF SCHEDULE		OPP. STRENGTH OF SCHEDULE	TEAM RPI	ADJ RPI	CONF. RPI	ADJ CONF. RPI			
Average RPI Loss:		35															
DIV. I ONLY			34-21-0		.61818	68	5-5-0		36	39	39	.58376	41	9	9		
DIV. I NON-CONF.			26-16-0		.61905	70	2-2-0		19	18	34	.59705	33	8	8		
TOTALS		RPI 1-25		RPI 26-50		W-L RECORDS		RPI 51-100		RPI 101-150		RPI 150+					
34-21-0		2-12-0		4-5-0		OVERALL		5-1-0		11-3-0		12-0-0					
14-9-0		1-5-0		2-2-0		HOME		2-1-0		6-1-0		3-0-0					
7-7-0		1-4-0		0-1-0		AWAY		0-0-0		3-2-0		3-0-0					
13-5-0		0-3-0		2-2-0		NEUTRAL		3-0-0		2-0-0		6-0-0					
26-16-0		2-12-0		3-3-0		NON-CONFERENCE		5-0-0		7-1-0		9-0-0					
9-7-0		1-5-0		1-1-0		HOME		2-0-0		3-1-0		2-0-0					
4-4-0		1-4-0		0-0-		AWAY		0-0-0		2-0-0		1-0-0					
13-5-0		0-3-0		2-2-0		NEUTRAL		3-0-0		2-0-0		6-0-0					
8-5-0		0-0-0		1-2-0		CONFERENCE		0-1-0		4-2-0		3-0-0					
5-2-0		0-0-0		1-1-0		HOME		0-1-0		3-0-0		1-0-0					
3-3-0		0-0-0		0-1-0		AWAY		0-0-0		1-2-0		2-0-0					
0-0-0		0-0-0		0-0-0		NEUTRAL		0-0-0		0-0-0		0-0-0					
RPI	S	Opponent		Score		RPI	S	Opponent		Score		RPI	S	Opponent		Score	
1	A	Arizona St.		1	6	30	N	Indiana		2	3	53	N	Pacific		8	0
2	N	Florida		2	4	35	H	Long Beach St.		3	0	53	N	Pacific		5	4
4	H	Missouri		1	9	35	N	Long Beach St.		2	6	72	H	Wisconsin		6	0
8	N	Arizona		0	5	35	N	Long Beach St.		6	4	81	H	Harvard		4	3
9	H	Baylor		0	3	36	H	Fresno St.		1	2	90	N	UCF		5	1
12	H	Washington		3	6	37	A	BYU		2	4	94	H	Utah		2	3
13	N	Tennessee		3	11	37	H	BYU		1	0						
14	A	Texas A&M		1	9	37	H	BYU		0	1						
14	A	Texas A&M		1	7	49	N	Florida St.		10	2						
16	A	Stanford		3	2												
19	A	UCLA		2	8												
19	H	UCLA		1	3												
20	H	Houston		6	0												
25	H	Louisville		0	7												
						LAST 10 GAMES											
						106	H	New Mexico		2	1	106	H	New Mexico		6	3
						1	A	Arizona St.		1	6	214	H	Colorado St.		4	1
						35	N	Long Beach St.		6	4	101	A	UNLV		11	13
						102	N	North Dakota St.		5	4	101	A	UNLV		10	11
						35	N	Long Beach St.		2	6	37	A	BYU		2	4

North Carolina

Through Games Of Final

Average RPI Win: 111		WON-LOST	WINNING	LAST 10	STRENGTH OF		OPP. STRENGTH	TEAM	ADJ	CONF.	ADJ CONF.
Average RPI Loss: 44		RECORD	PCT. RANK	GAMES	SCHEDULE		OF SCHEDULE	RPI	RPI	RPI	RPI
DIV. I ONLY		34-21-0	.61818	68	7-3-0		38	31	40	.58373	42
DIV. I NON-CONF.		19-13-0	.59375	83	1-0-0		64	45	58	.56121	58
TOTALS		RPI 1-25	RPI 26-50		W-L RECORDS		RPI 51-100		RPI 101-150		RPI 150+
34-21-0		0-10-0	8-3-0		OVERALL		10-6-0		3-1-0		13-1-0
17-4-0		0-0-0	4-0-0		HOME		5-3-0		1-0-0		7-1-0
9-12-0		0-8-0	3-1-0		AWAY		3-2-0		1-1-0		2-0-0
8-5-0		0-2-0	1-2-0		NEUTRAL		2-1-0		1-0-0		4-0-0
19-13-0		0-7-0	2-1-0		NON-CONFERENCE		4-3-0		3-1-0		10-1-0
8-2-0		0-0-0	1-0-0		HOME		1-1-0		1-0-0		5-1-0
5-7-0		0-5-0	1-0-		AWAY		1-1-0		1-1-0		2-0-0
6-4-0		0-2-0	0-1-0		NEUTRAL		2-1-0		1-0-0		3-0-0
15-8-0		0-3-0	6-2-0		CONFERENCE		6-3-0		0-0-0		3-0-0
9-2-0		0-0-0	3-0-0		HOME		4-2-0		0-0-0		2-0-0
4-5-0		0-3-0	2-1-0		AWAY		2-1-0		0-0-0		0-0-0
2-1-0		0-0-0	1-1-0		NEUTRAL		0-0-0		0-0-0		1-0-0
RPI S	Opponent	Score	RPI S	Opponent	Score	RPI S	Opponent	Score	RPI S	Opponent	Score
2 A	Florida	0 9	32 A	Maryland	0 5	51 N	Kansas	4 5	112 A	Campbell	4 7
2 A	Florida	0 10	32 A	Maryland	6 5	52 H	Virginia Tech	1 2	112 A	Campbell	6 1
2 A	Florida	0 3	32 A	Maryland	2 0	52 H	Virginia Tech	3 2	135 N	Temple	8 3
3 A	Alabama	1 10	32 N	Maryland	7 3	52 H	Virginia Tech	3 0	140 H	Elon	11 4
3 A	Alabama	0 3	40 N	Fordham	0 1	60 H	FIU	6 0	151 H	Charlotte	4 0
18 N	Oregon	0 1	46 H	Penn St.	3 0	65 H	Virginia	8 2	151 H	Charlotte	6 2
22 A	Georgia Tech	4 6	48 A	Jacksonville	2 1	65 H	Virginia	1 3	159 N	Bethune-Cookman	5 0
22 A	Georgia Tech	5 7	49 H	Florida St.	3 2	65 H	Virginia	5 3	159 N	Bethune-Cookman	7 2
22 A	Georgia Tech	2 3	49 H	Florida St.	1 0	69 N	Mississippi St.	12 4	160 H	UNC Greensboro	2 5
23 N	Notre Dame	3 4	49 H	Florida St.	4 0	69 N	Mississippi St.	8 2	160 H	UNC Greensboro	4 1
			49 N	Florida St.	1 4	71 A	North Carolina St.	6 0	161 H	Long Island	6 5
						71 A	North Carolina St.	1 3	166 H	Boston College	6 2
						71 A	North Carolina St.	10 2	166 H	Boston College	4 0
						82 A	South Carolina	0 1	166 N	Boston College	9 0
						88 H	St. Joseph's	0 8	208 N	Buffalo	9 4
						90 A	UCF	7 6	233 H	Georgetown	14 0
LAST 10 GAMES											
			49 N	Florida St.	1 4	32 A	Maryland	2 0			
			32 N	Maryland	7 3	166 H	Boston College	6 2			
			166 N	Boston College	9 0	166 H	Boston College	4 0			
			32 A	Maryland	0 5	140 H	Elon	11 4			
			32 A	Maryland	6 5	22 A	Georgia Tech	2 3			

Non-Div. I Games:

North Carolina

Average RPI Win:		98	WON-LOST RECORD		WINNING PCT. RANK	LAST 10 GAMES	STRENGTH OF SCHEDULE		OPP. STRENGTH OF SCHEDULE	TEAM RPI	ADJ RPI	CONF. RPI	ADJ CONF. RPI				
DIV. I ONLY			27-22-0		.55102	112	18		26	41	.58064	43	4	5			
DIV. I NON-CONF.			15-14-0		.51724	120	13		21	47	.57561	47	4	4			
TOTALS		RPI 1-25		RPI 26-50		W-L RECORDS		RPI 51-100		RPI 101-150		RPI 150+					
27-22-0		0-9-0		4-8-0		OVERALL		14-4-0		5-1-0		4-0-0					
8-7-0		0-2-0		1-5-0		HOME		4-0-0		0-0-0		3-0-0					
10-7-0		0-4-0		0-0-0		AWAY		8-3-0		2-0-0		0-0-0					
9-8-0		0-3-0		3-3-0		NEUTRAL		2-1-0		3-1-0		1-0-0					
15-14-0		0-7-0		3-5-0		NON-CONFERENCE		5-1-0		3-1-0		4-0-0					
3-2-0		0-0-0		0-2-0		HOME		0-0-0		0-0-0		3-0-0					
3-4-0		0-4-0		0-0-		AWAY		3-0-0		0-0-0		0-0-0					
9-8-0		0-3-0		3-3-0		NEUTRAL		2-1-0		3-1-0		1-0-0					
12-8-0		0-2-0		1-3-0		CONFERENCE		9-3-0		2-0-0		0-0-0					
5-5-0		0-2-0		1-3-0		HOME		4-0-0		0-0-0		0-0-0					
7-3-0		0-0-0		0-0-0		AWAY		5-3-0		2-0-0		0-0-0					
0-0-0		0-0-0		0-0-0		NEUTRAL		0-0-0		0-0-0		0-0-0					
RPI	S	Opponent		Score		RPI	S	Opponent		Score		RPI	S	Opponent		Score	
4	A	Missouri		3	4	29	H	DePaul		0	2	59	N	Pittsburgh		8	0
4	A	Missouri		0	8	30	H	Indiana		1	3	60	A	FIU		7	4
9	A	Baylor		1	3	30	H	Indiana		0	8	62	A	Purdue		6	11
9	A	Baylor		1	4	32	N	Maryland		3	1	62	A	Purdue		9	3
11	H	Michigan		7	9	35	N	Long Beach St.		0	1	63	H	Northwestern		5	3
11	H	Michigan		6	8	36	N	Fresno St.		2	3	63	H	Northwestern		5	4
12	N	Washington		2	3	39	H	Illinois St.		6	10	64	A	Southern Ill.		5	2
18	N	Oregon		1	2	39	N	Illinois St.		7	10	67	A	Iowa		8	2
22	N	Georgia Tech		4	5	40	N	Fordham		4	1	67	A	Iowa		6	2
						46	H	Penn St.		2	4	72	A	Wisconsin		1	2
						46	H	Penn St.		12	2	72	A	Wisconsin		4	2
						47	N	Longwood		7	5	74	A	Minnesota		2	0
												74	A	Minnesota		2	3
												82	H	Michigan St.		6	3
												82	H	Michigan St.		3	2
												89	N	UTSA		9	2
												89	N	UTSA		10	11
												91	A	Cal St. Fullerton		5	0
LAST 10 GAMES																	
						74	A	Minnesota		2	3	67	A	Iowa		6	2
						74	A	Minnesota		2	0	67	A	Iowa		8	2
						181	H	Western Ill.		3	2	63	H	Northwestern		5	3
						181	H	Western Ill.		2	0	63	H	Northwestern		5	4
						29	H	DePaul		0	2	30	H	Indiana		1	3

Non-Div. I Games:

Illinois

Average RPI Win: 147		WON-LOST RECORD		WINNING PCT. RANK		LAST 10 GAMES		STRENGTH OF SCHEDULE		OPP. STRENGTH OF SCHEDULE		TEAM RPI		ADJ RPI		CONF. RPI		ADJ CONF. RPI	
DIV. I ONLY		36-14-0		.72 28		6-4-0		106		68		48		.57951 44		6		6	
DIV. I NON-CONF.		21-6-0		.77778 26		1-2-0		173		133		54		.57077 53		6		6	
TOTALS		RPI 1-25		RPI 26-50		W-L RECORDS		RPI 51-100		RPI 101-150		RPI 150+							
36-14-0		3-4-0		4-8-0		OVERALL		5-1-0		7-1-0		17-0-0							
13-6-0		1-2-0		1-4-0		HOME		3-0-0		0-0-0		8-0-0							
12-4-0		1-1-0		2-2-0		AWAY		1-1-0		2-0-0		6-0-0							
11-4-0		1-1-0		1-2-0		NEUTRAL		1-0-0		5-1-0		3-0-0							
21-6-0		2-2-0		1-2-0		NON-CONFERENCE		2-1-0		5-1-0		11-0-0							
8-0-0		0-0-0		0-0-0		HOME		0-0-0		0-0-0		8-0-0							
2-2-0		1-1-0		0-0-		AWAY		1-1-0		0-0-0		0-0-0							
11-4-0		1-1-0		1-2-0		NEUTRAL		1-0-0		5-1-0		3-0-0							
15-8-0		1-2-0		3-6-0		CONFERENCE		3-0-0		2-0-0		6-0-0							
5-6-0		1-2-0		1-4-0		HOME		3-0-0		0-0-0		0-0-0							
10-2-0		0-0-0		2-2-0		AWAY		0-0-0		2-0-0		6-0-0							
0-0-0		0-0-0		0-0-0		NEUTRAL		0-0-0		0-0-0		0-0-0							
RPI	S	Opponent		Score		RPI	S	Opponent		Score		RPI	S	Opponent		Score			
3	A	Alabama		1	7	27	H	Tulsa		1	2	60	A	FIU		6	7		
14	N	Texas A&M		0	1	27	H	Tulsa		0	7	68	N	Lipscomb		1	0		
16	A	Stanford		2	1	27	H	Tulsa		1	4	78	A	Georgia St.		3	2		
17	N	Kentucky		3	2	29	N	DePaul		5	6	90	H	UCF		8	0		
20	H	Houston		2	0	33	A	East Carolina		1	0	90	H	UCF		3	0		
20	H	Houston		0	8	33	A	East Carolina		1	5	90	H	UCF		4	1		
20	H	Houston		1	7	33	A	East Carolina		1	4								
						33	A	East Carolina		2	1								
						38	H	UAB		1	0								
						38	H	UAB		2	4								
						45	N	Chattanooga		1	2								
						45	N	Chattanooga		4	1								
						LAST 10 GAMES													
						45	N	Chattanooga		1	2	171	A	Southern Miss.		4	3		
						3	A	Alabama		1	7	171	A	Southern Miss.		4	1		
						45	N	Chattanooga		4	1	38	H	UAB		1	0		
						33	A	East Carolina		1	5	38	H	UAB		2	4		
						171	A	Southern Miss.		3	1	90	H	UCF		8	0		

Non-Div. I Games:

Memphis

Average RPI Win:	160	WON-LOST RECORD	WINNING PCT. RANK	LAST 10 GAMES	STRENGTH OF SCHEDULE	OPP. STRENGTH OF SCHEDULE	TEAM RPI	ADJ RPI	CONF. RPI	ADJ CONF. RPI					
DIV. I ONLY		44-14-0	.75862	16	8-2-0	94	134	38	.5779	45	16	16			
DIV. I NON-CONF.		20-11-0	.64516	57	2-2-0	60	81	46	.57311	49	16	16			
<hr/>															
TOTALS	RPI 1-25	RPI 26-50		W-L RECORDS		RPI 51-100		RPI 101-150		RPI 150+					
44-14-0	0-4-0	3-4-0		OVERALL		3-2-0		16-4-0		22-0-0					
17-1-0	0-0-0	0-0-0		HOME		1-1-0		7-0-0		9-0-0					
10-6-0	0-2-0	1-1-0		AWAY		1-0-0		3-3-0		5-0-0					
17-7-0	0-2-0	2-3-0		NEUTRAL		1-1-0		6-1-0		8-0-0					
<hr/>															
20-11-0	0-4-0	3-4-0		NON-CONFERENCE		3-2-0		6-1-0		8-0-0					
6-1-0	0-0-0	0-0-0		HOME		1-1-0		2-0-0		3-0-0					
2-3-0	0-2-0	1-0-		AWAY		1-0-0		0-0-0		0-0-0					
12-7-0	0-2-0	2-3-0		NEUTRAL		1-1-0		4-1-0		5-0-0					
<hr/>															
24-3-0	0-0-0	0-0-0		CONFERENCE		0-0-0		10-3-0		14-0-0					
11-0-0	0-0-0	0-0-0		HOME		0-0-0		5-0-0		6-0-0					
8-3-0	0-0-0	0-0-0		AWAY		0-0-0		3-3-0		5-0-0					
5-0-0	0-0-0	0-0-0		NEUTRAL		0-0-0		2-0-0		3-0-0					
<hr/>															
RPI	S	Opponent	Score	RPI	S	Opponent	Score	RPI	S	Opponent	Score	RPI	S	Opponent	Score
3	A	Alabama	2 11	30	N	Indiana	0 2	61	N	Fla. Atlantic	2 1	107	H	Ga. Southern	5 3
6	A	Georgia	3 4	31	N	Texas Tech	1 3	61	N	Fla. Atlantic	1 3	107	H	Ga. Southern	7 4
22	N	Georgia Tech	1 6	38	A	UAB	11 3	66	A	South Ala.	4 2	107	H	Ga. Southern	8 0
22	N	Georgia Tech	1 6	38	A	UAB	0 1	78	H	Georgia St.	1 2	108	H	UNI	10 3
				40	N	Fordham	1 0	78	H	Georgia St.	4 1	112	N	Campbell	9 7
				44	N	Memphis	1 4					113	A	Col. of Charleston	0 1
				44	N	Memphis	2 1					113	A	Col. of Charleston	1 5
												113	A	Col. of Charleston	0 3
												113	N	Col. of Charleston	11 2
												120	H	Appalachian St.	9 0
												120	H	Appalachian St.	13 2
												131	N	Liberty	14 6
												133	H	UT Martin	8 2
												133	N	UT Martin	4 3
												140	A	Elon	13 2
												140	A	Elon	3 1
												140	A	Elon	7 5
												140	N	Elon	7 1
												141	N	Ohio St.	11 7
												142	N	North Florida	0 4
												160	H	UNC Greensboro	9 5
												160	H	UNC Greensboro	3 0
												160	H	UNC Greensboro	8 0
												160	N	UNC Greensboro	13 0
												169	N	Rutgers	11 4
												191	N	Southeastern La.	9 0
												214	N	Colorado St.	9 1
<hr/>															
LAST 10 GAMES															
44	N	Memphis	2 1	160	N	UNC Greensboro	13 0	160	H	UNC Greensboro	8 0	160	N	UNC Greensboro	13 0
3	A	Alabama	2 11	140	N	Elon	7 1	160	N	UNC Greensboro	13 0	169	N	Rutgers	11 4
230	N	Jackson St.	8 1	223	N	Furman	4 0	191	N	Southeastern La.	9 0	214	N	Colorado St.	9 1
44	N	Memphis	1 4	263	A	Western Caro.	14 6								
113	N	Col. of Charleston	11 2	263	A	Western Caro.	13 0								

RPI	S	Opponent	Score	
216	H	Samford	11	0
216	H	Samford	10	4
216	H	Samford	5	3
223	A	Furman	9	3
223	A	Furman	12	7
223	A	Furman	12	2
223	N	Furman	4	0
225	H	East Tenn. St.	11	1
228	N	Evansville	11	3
230	N	Jackson St.	8	1
245	H	IUPUI	9	1
254	H	Toledo	13	4
263	A	Western Caro.	14	6
263	A	Western Caro.	13	0
263	N	Western Caro.	12	4

Chattanooga

C
h
a
t
t
a
n
o
o
g
a

C
h
a
t
t
a
n
o
o
g
a

Average RPI Win:		101	WON-LOST RECORD		WINNING PCT. RANK		LAST 10 GAMES		STRENGTH OF SCHEDULE		OPP. STRENGTH OF SCHEDULE		TEAM RPI		ADJ RPI		CONF. RPI		ADJ CONF. RPI	
DIV. I ONLY			31-24-1		.5625 102		7-3-0		26		34		46		.57646 46		4		5	
DIV. I NON-CONF.			20-16-0		.55556 103		2-2-0		23		36		52		.57376 48		4		4	
TOTALS		RPI 1-25		RPI 26-50		W-L RECORDS		RPI 51-100		RPI 101-150		RPI 150+								
31-24-1		1-7-0		4-8-0		OVERALL		16-8-1		3-0-0		7-1-0								
11-8-1		0-3-0		1-5-0		HOME		5-0-1		1-0-0		4-0-0								
9-8-0		0-2-0		1-2-0		AWAY		6-4-0		2-0-0		0-0-0								
11-8-0		1-2-0		2-1-0		NEUTRAL		5-4-0		0-0-0		3-1-0								
20-16-0		1-5-0		3-5-0		NON-CONFERENCE		8-5-0		1-0-0		7-1-0								
6-4-0		0-1-0		1-3-0		HOME		0-0-0		1-0-0		4-0-0								
3-4-0		0-2-0		0-0-		AWAY		3-1-0		0-0-0		0-0-0								
11-8-0		1-2-0		2-1-0		NEUTRAL		5-4-0		0-0-0		3-1-0								
11-8-1		0-2-0		1-3-0		CONFERENCE		8-3-1		2-0-0		0-0-0								
5-4-1		0-2-0		0-2-0		HOME		5-0-1		0-0-0		0-0-0								
6-4-0		0-0-0		1-1-0		AWAY		3-3-0		2-0-0		0-0-0								
0-0-0		0-0-0		0-0-0		NEUTRAL		0-0-0		0-0-0		0-0-0								
RPI	S	Opponent		Score		RPI	S	Opponent		Score		RPI	S	Opponent		Score				
1	N	Arizona St.		1	5	27	N	Tulsa		0	3	53	N	Pacific		1	2			
6	A	Georgia		0	8	27	N	Tulsa		3	1	58	N	Massachusetts		0	10			
10	N	Oklahoma		5	2	30	H	Indiana		0	3	58	N	Massachusetts		1	0			
11	H	Michigan		4	5	30	H	Indiana		0	1	59	A	Pittsburgh		2	0			
11	H	Michigan		4	5	36	N	Fresno St.		1	0	59	A	Pittsburgh		1	2			
18	H	Oregon		1	3	40	H	Fordham		0	2	60	N	FIU		0	1			
22	A	Georgia Tech		0	6	40	H	Fordham		5	2	60	N	FIU		3	0			
22	N	Georgia Tech		0	2	42	A	North Carolina		0	3	61	A	Fla. Atlantic		2	1			
						43	A	Illinois		4	2	62	H	Purdue		0	0			
						43	A	Illinois		2	12	62	H	Purdue		8	5			
						47	H	Longwood		3	5	63	H	Northwestern		6	3			
						47	H	Longwood		0	3	63	H	Northwestern		3	2			
												67	A	Iowa		3	2			
												67	A	Iowa		0	1			
												72	H	Wisconsin		3	2			
												72	H	Wisconsin		8	5			
												74	A	Minnesota		2	0			
												74	A	Minnesota		0	1			
												76	N	Jacksonville St.		6	4			
												78	N	Georgia St.		1	0			
LAST 10 GAMES																				
						18	H	Oregon		1	3									
						40	H	Fordham		5	2									
						127	H	Albany (NY)		6	1									
						40	H	Fordham		0	2									
						63	H	Northwestern		3	2									

Non-Div. I Games:

Penn St.

RPI	S	Opponent	Score	
79	N	Boise St.	0	1
82	A	Michigan St.	8	6
82	A	Michigan St.	6	7
85	N	Miami (OH)	1	0
93	A	Kennesaw St.	2	1
63	H	Northwestern	6	3
141	A	Ohio St.	4	3
141	A	Ohio St.	10	2
67	A	Iowa	3	2
67	A	Iowa	0	1

P
e
n
n
s
t
.

P
e
n
n
s
t
.

Average RPI Win:		151	WON-LOST RECORD		WINNING PCT. RANK		LAST 10 GAMES		STRENGTH OF SCHEDULE		OPP. STRENGTH OF SCHEDULE		TEAM RPI		ADJ RPI		CONF. RPI		ADJ CONF. RPI				
DIV. I ONLY			37-13-0		.74	22		8-2-0		103		126		47		.57611		47		29			
DIV. I NON-CONF.			37-13-0		.74	32		8-2-0		125		140		49		.57611		45		28			
TOTALS		RPI 1-25		RPI 26-50		W-L RECORDS		RPI 51-100		RPI 101-150		RPI 150+											
37-13-0		2-1-0		3-4-0		OVERALL		7-5-0		7-1-0		18-2-0											
20-3-0		0-0-0		1-1-0		HOME		2-0-0		5-1-0		12-1-0											
13-5-0		1-1-0		2-0-0		AWAY		5-3-0		2-0-0		3-1-0											
4-5-0		1-0-0		0-3-0		NEUTRAL		0-2-0		0-0-0		3-0-0											
37-13-0		2-1-0		3-4-0		NON-CONFERENCE		7-5-0		7-1-0		18-2-0											
20-3-0		0-0-0		1-1-0		HOME		2-0-0		5-1-0		12-1-0											
13-5-0		1-1-0		2-0-		AWAY		5-3-0		2-0-0		3-1-0											
4-5-0		1-0-0		0-3-0		NEUTRAL		0-2-0		0-0-0		3-0-0											
0-0-0		0-0-0		0-0-0		CONFERENCE		0-0-0		0-0-0		0-0-0											
0-0-0		0-0-0		0-0-0		HOME		0-0-0		0-0-0		0-0-0											
0-0-0		0-0-0		0-0-0		AWAY		0-0-0		0-0-0		0-0-0											
0-0-0		0-0-0		0-0-0		NEUTRAL		0-0-0		0-0-0		0-0-0											
RPI	S	Opponent		Score		RPI	S	Opponent		Score		RPI	S	Opponent		Score		RPI	S	Opponent		Score	
6	A	Georgia		0	8	32	N	Maryland		0	16	52	A	Virginia Tech		4	2	112	A	Campbell		4	1
6	A	Georgia		7	5	33	H	East Carolina		1	10	52	A	Virginia Tech		6	7	112	A	Campbell		5	4
23	N	Notre Dame		2	0	33	H	East Carolina		3	0	55	A	Hawaii		1	0	130	H	Binghamton		8	0
						39	N	Illinois St.		2	6	55	A	Hawaii		2	3	130	H	Binghamton		9	11
						43	N	Illinois		5	7	65	A	Virginia		10	8	131	H	Liberty		6	0
						46	A	Penn St.		3	0	65	A	Virginia		2	1	131	H	Liberty		2	1
						46	A	Penn St.		5	3	82	H	South Carolina		3	1	136	H	Quinnipiac		4	1
												82	H	South Carolina		8	7	136	H	Quinnipiac		5	4
												84	A	Radford		12	9	152	H	Charleston So.		3	1
												84	A	Radford		1	3	152	H	Charleston So.		7	5
												85	N	Miami (OH)		0	1	161	N	Long Island		8	0
												85	N	Miami (OH)		0	1	170	H	Cornell		2	4
																		170	H	Cornell		9	1
																		209	H	Stony Brook		8	0
																		209	H	Stony Brook		7	0
																		217	H	UMBC		7	4
																		233	A	Georgetown		8	2
																		233	A	Georgetown		2	3
																		234	H	Army		7	2
																		244	N	South Dakota St.		5	3
																		244	N	South Dakota St.		3	0
																		245	H	IUPUI		8	1
																		245	H	IUPUI		11	3
																		264	A	Norfolk St.		9	0
																		264	A	Norfolk St.		12	3
																		270	H	Bucknell		6	2
																		274	H	Hampton		14	1
LAST 10 GAMES																							
						6	A	Georgia		7	5	217	H	UMBC		7	4						
						6	A	Georgia		0	8	33	H	East Carolina		1	10						
						112	A	Campbell		5	4	46	A	Penn St.		3	0						
						112	A	Campbell		4	1	46	A	Penn St.		5	3						
						33	H	East Carolina		3	0	131	H	Liberty		2	1						

Non-Div. I Games:

Longwood

RPI	S	Opponent	Score	
274	H	Hampton	7	4

Longwood

L
o
n
g
w
o
o
d

L
o
n
g
w
o
o
d

Average RPI Win:		148	WON-LOST RECORD		WINNING PCT. RANK		LAST 10 GAMES		STRENGTH OF SCHEDULE		OPP. STRENGTH OF SCHEDULE		TEAM RPI		ADJ RPI		CONF. RPI		ADJ CONF. RPI					
DIV. I ONLY			44-16-0		.73333		23		8-2-0		83		116		42		.57539		48		12		12	
DIV. I NON-CONF.			23-14-0		.62162		69		1-2-0		95		118		68		.55031		67		13		13	
TOTALS		RPI 1-25		RPI 26-50				W-L RECORDS				RPI 51-100				RPI 101-150				RPI 150+				
44-16-0		1-3-0		0-3-0				OVERALL				13-7-0				9-2-0				21-1-0				
22-4-0		0-1-0		0-1-0				HOME				7-2-0				6-0-0				9-0-0				
10-3-0		0-0-0		0-0-0				AWAY				2-3-0				2-0-0				6-0-0				
12-9-0		1-2-0		0-2-0				NEUTRAL				4-2-0				1-2-0				6-1-0				
23-14-0		1-3-0		0-3-0				NON-CONFERENCE				4-5-0				3-2-0				15-1-0				
10-4-0		0-1-0		0-1-0				HOME				3-2-0				0-0-0				7-0-0				
4-1-0		0-0-0		0-0-				AWAY				0-1-0				2-0-0				2-0-0				
9-9-0		1-2-0		0-2-0				NEUTRAL				1-2-0				1-2-0				6-1-0				
21-2-0		0-0-0		0-0-0				CONFERENCE				9-2-0				6-0-0				6-0-0				
12-0-0		0-0-0		0-0-0				HOME				4-0-0				6-0-0				2-0-0				
6-2-0		0-0-0		0-0-0				AWAY				2-2-0				0-0-0				4-0-0				
3-0-0		0-0-0		0-0-0				NEUTRAL				3-0-0				0-0-0				0-0-0				
RPI	S	Opponent		Score		RPI	S	Opponent		Score		RPI	S	Opponent		Score		RPI	S	Opponent		Score		
2	H	Florida		0	7	31	N	Texas Tech		1	5	51	H	Kansas		1	6	104	H	Fla. Gulf Coast		5	2	
14	N	Texas A&M		3	1	32	N	Maryland		1	2	59	N	Pittsburgh		0	3	104	H	Fla. Gulf Coast		8	0	
19	N	UCLA		0	2	42	H	North Carolina		1	2	61	A	Fla. Atlantic		0	2	105	N	Boston U.		2	3	
19	N	UCLA		4	12							68	A	Lipscomb		0	4	107	A	Ga. Southern		8	2	
												68	A	Lipscomb		0	4	107	A	Ga. Southern		4	0	
												68	N	Lipscomb		3	1	112	H	Campbell		2	1	
												68	N	Lipscomb		7	1	112	H	Campbell		1	0	
												76	H	Jacksonville St.		5	2	126	N	Connecticut		10	0	
												76	H	Jacksonville St.		0	5	126	N	Connecticut		2	3	
												84	N	Radford		3	7	142	H	North Florida		8	0	
												88	N	St. Joseph's		2	0	142	H	North Florida		6	1	
												93	H	Kennesaw St.		13	3	153	N	Villanova		2	1	
												93	H	Kennesaw St.		5	2	159	A	Bethune-Cookman		11	3	
												95	A	S.C. Upstate		3	2	159	H	Bethune-Cookman		5	0	
												95	A	S.C. Upstate		4	1	159	N	Bethune-Cookman		8	0	
												99	H	Mercer		1	0	186	H	Stetson		2	1	
												99	H	Mercer		7	0	186	H	Stetson		8	0	
												99	N	Mercer		4	1	190	N	Dartmouth		9	1	
												100	H	Central Mich.		4	0	192	A	Florida A&M		9	2	
												100	H	Central Mich.		7	0	192	H	Florida A&M		6	1	
																		195	H	Delaware St.		2	0	
																		195	H	Delaware St.		12	3	
																		207	N	Maine		2	1	
																		208	H	Buffalo		3	1	
																		214	N	Colorado St.		1	2	
																		222	N	Winthrop		7	1	
																		225	A	East Tenn. St.		9	0	
LAST 10 GAMES																								
						19	N	UCLA		4	12	99	N	Mercer		4	1	207	N	Maine		2	1	
						159	N	Bethune-Cookman		8	0	186	H	Stetson		2	1	208	H	Buffalo		3	1	
						19	N	UCLA		0	2	186	H	Stetson		8	0	214	N	Colorado St.		1	2	
						68	N	Lipscomb		7	1	142	H	North Florida		6	1	222	N	Winthrop		7	1	
						68	N	Lipscomb		3	1	142	H	North Florida		8	0	225	A	East Tenn. St.		9	0	

Non-Div. I Games:

Jacksonville

RPI	S	Opponent	Score	
225	A	East Tenn. St.	4	1
244	H	South Dakota St.	4	3
244	H	South Dakota St.	9	0
247	A	Belmont	13	0
247	A	Belmont	4	0
254	N	Toledo	7	0

Jacksonville

J
a
c
k
s
o
n
v
i
l
l
e

J
a
c
k
s
o
n
v
i
l
l
e

Average RPI Win: 89		WON-LOST RECORD		WINNING PCT. RANK		LAST 10 GAMES		STRENGTH OF SCHEDULE		OPP. STRENGTH OF SCHEDULE		TEAM RPI		ADJ RPI		CONF. RPI		ADJ CONF. RPI	
DIV. I ONLY		32-28-0		.53333 120		6-4-0		24		28		50		.57514 49		5		4	
DIV. I NON-CONF.		20-17-0		.54054 108		2-2-0		26		31		56		.56859 56		5		5	
TOTALS		RPI 1-25		RPI 26-50		W-L RECORDS		RPI 51-100		RPI 101-150		RPI 150+							
32-28-0		2-7-0		5-8-0		OVERALL		15-11-0		5-1-0		5-1-0							
19-10-0		1-1-0		1-2-0		HOME		10-5-0		5-1-0		2-1-0							
6-12-0		1-6-0		0-4-0		AWAY		2-2-0		0-0-0		3-0-0							
7-6-0		0-0-0		4-2-0		NEUTRAL		3-4-0		0-0-0		0-0-0							
20-17-0		1-5-0		3-3-0		NON-CONFERENCE		8-7-0		5-1-0		3-1-0							
15-5-0		1-1-0		0-0-0		HOME		7-2-0		5-1-0		2-1-0							
1-6-0		0-4-0		0-0-		AWAY		0-1-0		0-0-0		1-0-0							
4-6-0		0-0-0		3-2-0		NEUTRAL		1-4-0		0-0-0		0-0-0							
12-11-0		1-2-0		2-5-0		CONFERENCE		7-4-0		0-0-0		2-0-0							
4-5-0		0-0-0		1-2-0		HOME		3-3-0		0-0-0		0-0-0							
5-6-0		1-2-0		0-3-0		AWAY		2-1-0		0-0-0		2-0-0							
3-0-0		0-0-0		1-0-0		NEUTRAL		2-0-0		0-0-0		0-0-0							
RPI	S	Opponent		Score		RPI	S	Opponent		Score		RPI	S	Opponent		Score			
2	A	Florida		0	1	28	A	Auburn		3	5	52	H	Virginia Tech		1	2		
3	A	Alabama		0	8	32	H	Maryland		0	1	52	H	Virginia Tech		3	4		
3	A	Alabama		2	9	32	H	Maryland		5	0	52	H	Virginia Tech		1	0		
6	A	Georgia		2	10	32	H	Maryland		4	7	52	N	Virginia Tech		9	2		
17	H	Kentucky		2	7	35	N	Long Beach St.		4	1	54	H	Hofstra		5	1		
17	H	Kentucky		2	0	37	N	BYU		6	4	54	H	Hofstra		0	2		
22	A	Georgia Tech		3	11	38	N	UAB		13	1	63	N	Northwestern		0	3		
22	A	Georgia Tech		2	7	38	N	UAB		0	2	65	H	Virginia		8	0		
22	A	Georgia Tech		9	4	41	N	San Diego St.		2	10	65	H	Virginia		1	2		
						42	A	North Carolina		2	3	65	H	Virginia		6	1		
						42	A	North Carolina		0	1	65	N	Virginia		12	5		
						42	A	North Carolina		0	4	66	H	South Ala.		6	0		
						42	N	North Carolina		4	1	69	N	Mississippi St.		8	9		
												69	N	Mississippi St.		7	8		
												71	A	North Carolina St.		3	2		
												71	A	North Carolina St.		7	2		
												71	A	North Carolina St.		2	4		
												72	H	Wisconsin		7	1		
												72	H	Wisconsin		9	0		
												77	N	Oregon St.		5	6		
LAST 10 GAMES																			
						6	A	Georgia		2	10								
						38	N	UAB		13	1								
						78	N	Georgia St.		6	1								
						38	N	UAB		0	2								
						42	N	North Carolina		4	1								

Non-Div. I Games:

Florida St.

RPI	S	Opponent	Score	
78	N	Georgia St.	6	1
90	A	UCF	1	2
94	H	Utah	7	3
94	H	Utah	4	5
99	H	Mercer	5	4
99	H	Mercer	3	0
65	N	Virginia	12	5
52	N	Virginia Tech	9	2
22	A	Georgia Tech	9	4
22	A	Georgia Tech	2	7
22	A	Georgia Tech	3	11

F
l
o
r
i
d
a
s
t
.

F
l
o
r
i
d
a
s
t
.

Average RPI Win:		158	WON-LOST RECORD		WINNING PCT. RANK		LAST 10 GAMES		STRENGTH OF SCHEDULE		OPP. STRENGTH OF SCHEDULE		TEAM RPI		ADJ RPI		CONF. RPI		ADJ CONF. RPI					
DIV. I ONLY			44-17-0		.72131		27		7-3-0		111		74		49		.57299		50		11		11	
DIV. I NON-CONF.			24-13-0		.64865		55		1-2-0		122		47		61		.55728		61		11		11	
TOTALS		RPI 1-25		RPI 26-50		W-L RECORDS		RPI 51-100		RPI 101-150		RPI 150+												
44-17-0		1-9-0		4-3-0		OVERALL		8-4-0		6-1-0		25-0-0												
23-9-0		1-7-0		2-1-0		HOME		5-0-0		2-1-0		13-0-0												
12-5-0		0-2-0		1-0-0		AWAY		0-3-0		2-0-0		9-0-0												
9-3-0		0-0-0		1-2-0		NEUTRAL		3-1-0		2-0-0		3-0-0												
24-13-0		1-9-0		1-2-0		NON-CONFERENCE		3-1-0		6-1-0		13-0-0												
12-8-0		1-7-0		0-0-0		HOME		2-0-0		2-1-0		7-0-0												
5-2-0		0-2-0		0-0-		AWAY		0-0-0		2-0-0		3-0-0												
7-3-0		0-0-0		1-2-0		NEUTRAL		1-1-0		2-0-0		3-0-0												
20-4-0		0-0-0		3-1-0		CONFERENCE		5-3-0		0-0-0		12-0-0												
11-1-0		0-0-0		2-1-0		HOME		3-0-0		0-0-0		6-0-0												
7-3-0		0-0-0		1-0-0		AWAY		0-3-0		0-0-0		6-0-0												
2-0-0		0-0-0		0-0-0		NEUTRAL		2-0-0		0-0-0		0-0-0												
RPI	S	Opponent		Score		RPI	S	Opponent		Score		RPI	S	Opponent		Score		RPI	S	Opponent		Score		
1	A	Arizona St.		0	17	31	N	Texas Tech		9	0	55	A	Hawaii		4	5	106	A	New Mexico		6	0	
8	A	Arizona		0	8	31	N	Texas Tech		4	6	55	A	Hawaii		4	5	106	H	New Mexico		2	3	
8	H	Arizona		5	7	33	N	East Carolina		5	8	55	A	Hawaii		2	3	108	N	UNI		4	2	
8	H	Arizona		2	7	36	A	Fresno St.		5	0	55	N	Hawaii		5	4	116	H	La.-Monroe		6	3	
10	H	Oklahoma		4	7	36	H	Fresno St.		10	2	73	N	Texas St.		3	0	123	A	Loyola Marymount		11	2	
10	H	Oklahoma		0	16	36	H	Fresno St.		1	9	73	N	Texas St.		5	6	144	N	Creighton		8	4	
21	H	Nebraska		4	3	36	H	Fresno St.		9	1	74	H	Minnesota		7	6	149	H	Sam Houston St.		15	7	
21	H	Nebraska		5	7							74	H	Minnesota		15	7	183	H	Louisiana Tech		7	1	
21	H	Nebraska		1	16							79	H	Boise St.		16	3	183	H	Louisiana Tech		3	2	
21	H	Nebraska		3	6							79	H	Boise St.		7	6	183	H	Louisiana Tech		5	4	
												79	H	Boise St.		11	10	188	A	UTEP		8	6	
												79	N	Boise St.		7	0	188	H	UTEP		1	0	
																		189	A	Nevada		10	2	
																		189	A	Nevada		12	9	
																		189	A	Nevada		12	7	
																		205	H	San Jose St.		7	6	
																		205	H	San Jose St.		18	9	
																		205	H	San Jose St.		9	0	
																		210	H	Southern Utah		10	5	
																		210	H	Southern Utah		6	1	
																		214	H	Colorado St.		13	5	
																		214	H	Colorado St.		10	1	
																		235	N	Bradley		12	10	
																		240	A	Utah St.		11	6	
																		240	A	Utah St.		3	1	
																		240	A	Utah St.		5	4	
																		249	H	Northern Colo.		6	1	
						LAST 10 GAMES																		
						31	N	Texas Tech		4	6	55	N	Hawaii		5	4							
						8	A	Arizona		0	8	79	H	Boise St.		7	6							
						31	N	Texas Tech		9	0	79	H	Boise St.		16	3							
						36	A	Fresno St.		5	0	79	H	Boise St.		11	10							
						79	N	Boise St.		7	0	55	A	Hawaii		4	5							

Non-Div. I Games:

New Mexico St.

RPI	S	Opponent	Score	
249	H	Northern Colo.	7	3
249	N	Northern Colo.	13	5
256	N	North Dakota	14	4
273	A	Weber St.	10	1
273	A	Weber St.	6	3

New Mexico St.

N
e
w
M
e
x
i
c
o
s
t
.

N
e
w
M
e
x
i
c
o
s
t
.

[illegible]

Non-Div. I Games:

Kansas

Average RPI Win: 137		WON-LOST	WINNING	LAST 10	STRENGTH OF		OPP. STRENGTH	TEAM	ADJ	CONF.	ADJ CONF.
Average RPI Loss: 61		RECORD	PCT. RANK	GAMES	SCHEDULE		OF SCHEDULE	RPI	RPI	RPI	RPI
DIV. I ONLY		37-20-0	.64912	60	5-5-0		77	81	53	.56556	52
DIV. I NON-CONF.		27-7-0	.79412	24	4-0-0		116	182	38	.5823	40
TOTALS		RPI 1-25	RPI 26-50		W-L RECORDS		RPI 51-100		RPI 101-150		RPI 150+
37-20-0		1-3-0	4-8-0		OVERALL		6-6-0		9-1-0		17-2-0
13-8-0		1-2-0	1-4-0		HOME		2-2-0		2-0-0		7-0-0
10-8-0		0-1-0	3-3-0		AWAY		3-2-0		2-0-0		2-2-0
14-4-0		0-0-0	0-1-0		NEUTRAL		1-2-0		5-1-0		8-0-0
27-7-0		0-1-0	1-1-0		NON-CONFERENCE		4-2-0		9-1-0		13-2-0
8-1-0		0-0-0	1-1-0		HOME		1-0-0		2-0-0		4-0-0
6-3-0		0-1-0	0-0-		AWAY		2-0-0		2-0-0		2-2-0
13-3-0		0-0-0	0-0-0		NEUTRAL		1-2-0		5-1-0		7-0-0
10-13-0		1-2-0	3-7-0		CONFERENCE		2-4-0		0-0-0		4-0-0
5-7-0		1-2-0	0-3-0		HOME		1-2-0		0-0-0		3-0-0
4-5-0		0-0-0	3-3-0		AWAY		1-2-0		0-0-0		0-0-0
1-1-0		0-0-0	0-1-0		NEUTRAL		0-0-0		0-0-0		1-0-0
RPI S	Opponent	Score	RPI S	Opponent	Score	RPI S	Opponent	Score	RPI S	Opponent	Score
1 A	Arizona St.	3 10	32 H	Maryland	2 3	65 A	Virginia	14 4	103 N	Ohio	3 2
22 H	Georgia Tech	5 8	32 H	Maryland	2 3	65 A	Virginia	2 8	103 N	Ohio	1 2
22 H	Georgia Tech	3 11	32 H	Maryland	0 2	65 A	Virginia	5 6	104 N	Fla. Gulf Coast	10 3
22 H	Georgia Tech	4 2	42 A	North Carolina	2 1	66 N	South Ala.	2 3	112 N	Campbell	5 3
			42 A	North Carolina	0 3	66 N	South Ala.	4 6	120 H	Appalachian St.	7 3
			42 A	North Carolina	2 3	71 H	North Carolina St.	1 3	120 H	Appalachian St.	8 0
			47 H	Longwood	2 4	71 H	North Carolina St.	6 2	122 N	Iona	8 1
			47 H	Longwood	7 6	71 H	North Carolina St.	0 3	122 N	Iona	5 3
			49 A	Florida St.	2 1	84 A	Radford	2 0	131 A	Liberty	10 2
			49 A	Florida St.	0 1	84 H	Radford	4 1	131 A	Liberty	5 3
			49 A	Florida St.	4 3	90 A	UCF	7 3	151 A	Charlotte	16 5
			49 N	Florida St.	2 9	99 N	Mercer	8 0	152 A	Charleston So.	9 10
LAST 10 GAMES											
			49 N	Florida St.	2 9	32 H	Maryland	2 3	160 H	UNC Greensboro	11 3
			120 H	Appalachian St.	7 3	131 A	Liberty	10 2	160 H	UNC Greensboro	13 4
			120 H	Appalachian St.	8 0	131 A	Liberty	5 3	166 H	Boston College	11 10
			32 H	Maryland	0 2	71 H	North Carolina St.	1 3	166 H	Boston College	9 1
			32 H	Maryland	2 3	71 H	North Carolina St.	6 2	166 H	Boston College	4 2
									166 N	Boston College	3 2
									170 H	Cornell	9 0
									170 H	Cornell	6 3
									175 N	Monmouth	15 5
									182 A	Coastal Caro.	5 6
									182 A	Coastal Caro.	8 4
									192 N	Florida A&M	9 1
									226 N	Howard	5 1
									257 N	UNC Wilmington	6 5
									266 N	Rhode Island	5 0

Non-Div. I Games:

Virginia Tech

RPI	S	Opponent	Score	
266	N	Rhode Island	10	2
273	N	Weber St.	8	0

Virginia Tech

V
i
r
g
i
n
i
a
T
e
c
h

V
i
r
g
i
n
i
a
T
e
c
h

Average RPI Win:	143	WON-LOST	WINNING	LAST 10	STRENGTH OF	OPP. STRENGTH	TEAM	ADJ	CONF.	ADJ CONF.		
Average RPI Loss:	61	RECORD	PCT. RANK	GAMES	SCHEDULE	OF SCHEDULE	RPI	RPI	RPI	RPI		
DIV. I ONLY		37-19-0	.66071	51	6-4-0	100	69	55	.56512	53	10	10
DIV. I NON-CONF.		21-14-0	.6	80	0-2-0	56	56	57	.56855	57	10	10
<hr/>												
TOTALS	RPI 1-25	RPI 26-50		W-L RECORDS		RPI 51-100		RPI 101-150		RPI 150+		
37-19-0	2-8-0	4-4-0		OVERALL		6-2-0		8-3-0		17-2-0		
16-4-0	1-2-0	3-1-0		HOME		1-0-0		3-1-0		8-0-0		
11-8-0	0-3-0	0-0-0		AWAY		2-1-0		4-2-0		5-2-0		
10-7-0	1-3-0	1-3-0		NEUTRAL		3-1-0		1-0-0		4-0-0		
21-14-0	2-8-0	2-3-0		NON-CONFERENCE		4-1-0		1-1-0		12-1-0		
8-3-0	1-2-0	1-0-0		HOME		1-0-0		0-1-0		5-0-0		
3-4-0	0-3-0	0-0-		AWAY		0-0-0		0-0-0		3-1-0		
10-7-0	1-3-0	1-3-0		NEUTRAL		3-1-0		1-0-0		4-0-0		
16-5-0	0-0-0	2-1-0		CONFERENCE		2-1-0		7-2-0		5-1-0		
8-1-0	0-0-0	2-1-0		HOME		0-0-0		3-0-0		3-0-0		
8-4-0	0-0-0	0-0-0		AWAY		2-1-0		4-2-0		2-1-0		
0-0-0	0-0-0	0-0-0		NEUTRAL		0-0-0		0-0-0		0-0-0		
<hr/>												
RPI	S	Opponent	Score	RPI	S	Opponent	Score	RPI	S	Opponent	Score	
1	N	Arizona St.	3 4	26	N	Syracuse	0 4	57	N	A&M-Corpus Christi	6 4	
2	A	Florida	2 10	35	H	Long Beach St.	3 1	86	H	Drake	2 1	
5	H	California	13 2	35	H	Long Beach St.	3 2	86	N	Drake	0 8	
8	A	Arizona	6 8	35	H	Long Beach St.	0 6	87	N	Valparaiso	7 1	
10	N	Oklahoma	2 13	36	H	Fresno St.	5 4	91	A	Cal St. Fullerton	10 0	
16	A	Stanford	0 3	41	N	San Diego St.	4 5	91	A	Cal St. Fullerton	8 0	
16	H	Stanford	1 6	41	N	San Diego St.	0 8	91	A	Cal St. Fullerton	1 8	
18	H	Oregon	1 9	46	N	Penn St.	2 1	93	N	Kennesaw St.	5 1	
18	N	Oregon	4 2									
21	N	Nebraska	1 11									
<hr/>												
				LAST 10 GAMES								
				21 N Nebraska 1 11				110 H UC Santa Barbara 9 2				
				16 A Stanford 0 3				110 H UC Santa Barbara 5 1				
				132 A Cal Poly 5 6				110 H UC Santa Barbara 3 2				
				132 A Cal Poly 9 8				91 A Cal St. Fullerton 1 8				
				132 A Cal Poly 6 4				91 A Cal St. Fullerton 8 0				
								211 A St. Mary's (CA) 10 2				
								221 H UC Riverside 7 3				
								221 H UC Riverside 5 4				
								221 H UC Riverside 8 5				
								227 N Gardner-Webb 5 3				
								259 H Cal St. Bakersfield 10 9				

Non-Div. I Games:

Pacific

RPI	S	Opponent	Score	
259	H	Cal St. Bakersfield	11	0
267	H	Santa Clara	11	1
267	H	Santa Clara	11	1

Pacific

P
a
c
i
f
i
c

P
a
c
i
f
i
c

Average RPI Win: 159		WON-LOST RECORD		WINNING PCT. RANK		LAST 10 GAMES		STRENGTH OF SCHEDULE		OPP. STRENGTH OF SCHEDULE		TEAM RPI		ADJ RPI		CONF. RPI		ADJ CONF. RPI	
DIV. I ONLY		40-13-0		.75472 18		8-2-0		147		108		52		.56289 54		18		19	
DIV. I NON-CONF.		19-10-0		.65517 52		0-0-0		142		50		66		.55166 66		18		21	
TOTALS		RPI 1-25		RPI 26-50		W-L RECORDS		RPI 51-100		RPI 101-150		RPI 150+							
40-13-0		0-2-0		2-3-0		OVERALL		7-5-0		11-1-0		20-2-0							
20-2-0		0-0-0		0-0-0		HOME		4-2-0		7-0-0		9-0-0							
11-8-0		0-1-0		2-3-0		AWAY		0-1-0		1-1-0		8-2-0							
9-3-0		0-1-0		0-0-0		NEUTRAL		3-2-0		3-0-0		3-0-0							
19-10-0		0-2-0		2-3-0		NON-CONFERENCE		3-3-0		8-1-0		6-1-0							
7-0-0		0-0-0		0-0-0		HOME		0-0-0		4-0-0		3-0-0							
3-7-0		0-1-0		2-0-		AWAY		0-1-0		1-1-0		0-1-0							
9-3-0		0-1-0		0-0-0		NEUTRAL		3-2-0		3-0-0		3-0-0							
21-3-0		0-0-0		0-0-0		CONFERENCE		4-2-0		3-0-0		14-1-0							
13-2-0		0-0-0		0-0-0		HOME		4-2-0		3-0-0		6-0-0							
8-1-0		0-0-0		0-0-0		AWAY		0-0-0		0-0-0		8-1-0							
0-0-0		0-0-0		0-0-0		NEUTRAL		0-0-0		0-0-0		0-0-0							
RPI S	Opponent	Score		RPI S	Opponent	Score		RPI S	Opponent	Score		RPI S	Opponent	Score					
7 N	Texas	0	5	33 A	East Carolina	0	5	59 N	Pittsburgh	1	3	122 H	Iona	8	0				
24 A	LSU	0	1	33 A	East Carolina	4	5	61 A	Fla. Atlantic	0	7	125 H	St. John's (NY)	5	0				
				40 A	Fordham	5	1	62 N	Purdue	7	2	125 N	St. John's (NY)	4	1				
				49 A	Florida St.	2	0	65 N	Virginia	0	2	125 N	St. John's (NY)	9	0				
				49 A	Florida St.	1	5	65 N	Virginia	2	1	126 H	Connecticut	4	1				
								78 H	Georgia St.	4	0	126 H	Connecticut	7	0				
								78 H	Georgia St.	2	4	139 N	Middle Tenn.	3	2				
								78 H	Georgia St.	2	0	143 H	James Madison	16	6				
								78 H	Georgia St.	4	1	143 H	James Madison	3	0				
								78 H	Georgia St.	1	0	143 H	James Madison	11	3				
								78 H	Georgia St.	0	2	145 A	Lehigh	6	0				
								82 N	Michigan St.	3	2	145 A	Lehigh	2	4				
												160 N	UNC Greensboro	16	0				
												161 A	Long Island	2	3				
												162 N	Kent St.	12	0				
												169 H	Rutgers	10	4				
												178 H	Towson	8	2				
												178 H	Towson	2	0				
												208 N	Buffalo	6	0				
												215 A	George Mason	10	0				
												215 A	George Mason	11	2				
												215 A	George Mason	2	6				
												218 H	Delaware	1	0				
												218 H	Delaware	9	0				
												218 H	Delaware	2	1				
												218 H	Delaware	7	1				
												229 A	Drexel	6	3				
LAST 10 GAMES																			
				78 H	Georgia St.	2	4	78 H	Georgia St.	2	0	218 H	Delaware	1	0				
				78 H	Georgia St.	0	2	78 H	Georgia St.	4	0	218 H	Delaware	9	0				
				78 H	Georgia St.	1	0	257 A	UNC Wilmington	5	1	218 H	Delaware	2	1				
				218 H	Delaware	9	0	257 A	UNC Wilmington	3	1	218 H	Delaware	7	1				
				78 H	Georgia St.	4	1	257 A	UNC Wilmington	11	0	229 A	Drexel	6	3				

Non-Div. I Games:

Hofstra

RPI	S	Opponent	Score	
229	A	Drexel	3	1
229	A	Drexel	12	0
239	H	Columbia	7	0
239	H	Columbia	11	2
257	A	UNC Wilmington	11	0
257	A	UNC Wilmington	3	1
257	A	UNC Wilmington	5	1

Hofstra

H
o
f
s
t
r
a

H
o
f
s
t
r
a

Average RPI Win:	164	WON-LOST RECORD		WINNING PCT. RANK		LAST 10 GAMES		STRENGTH OF SCHEDULE		OPP. STRENGTH OF SCHEDULE		TEAM RPI		ADJ RPI		CONF. RPI		ADJ CONF. RPI	
DIV. I ONLY		37-18-0		.67273	46	7-3-0		114		91		61		.56127	55	11		11	
DIV. I NON-CONF.		22-9-0		.70968	39	0-0-0		93		98		43		.58029	42	11		11	
<hr/>																			
TOTALS		RPI 1-25		RPI 26-50		W-L RECORDS		RPI 51-100		RPI 101-150		RPI 150+							
37-18-0		2-3-0		5-9-0		OVERALL		4-4-0		2-1-0		24-1-0							
23-7-0		0-1-0		4-2-0		HOME		3-3-0		1-1-0		15-0-0							
7-6-0		0-0-0		0-5-0		AWAY		0-0-0		0-0-0		7-1-0							
7-5-0		2-2-0		1-2-0		NEUTRAL		1-1-0		1-0-0		2-0-0							
22-9-0		2-3-0		2-4-0		NON-CONFERENCE		4-1-0		2-1-0		12-0-0							
15-4-0		0-1-0		1-2-0		HOME		3-0-0		1-1-0		10-0-0							
2-1-0		0-0-0		0-0-		AWAY		0-0-0		0-0-0		2-0-0							
5-4-0		2-2-0		1-1-0		NEUTRAL		1-1-0		1-0-0		0-0-0							
15-9-0		0-0-0		3-5-0		CONFERENCE		0-3-0		0-0-0		12-1-0							
8-3-0		0-0-0		3-0-0		HOME		0-3-0		0-0-0		5-0-0							
5-5-0		0-0-0		0-4-0		AWAY		0-0-0		0-0-0		5-1-0							
2-1-0		0-0-0		0-1-0		NEUTRAL		0-0-0		0-0-0		2-0-0							
RPI	S	Opponent	Score		RPI	S	Opponent	Score		RPI	S	Opponent	Score		RPI	S	Opponent	Score	
5	H	California	1	3	26	N	Syracuse	2	3	65	N	Virginia	4	6	111	H	Cleveland St.	2	1
10	N	Oklahoma	4	1	35	N	Long Beach St.	10	4	73	H	Texas St.	1	0	122	H	Iona	0	1
16	N	Stanford	6	1	36	A	Fresno St.	0	5	79	H	Boise St.	1	2	147	N	Cal St. Northridge	12	3
18	N	Oregon	5	13	36	A	Fresno St.	0	2	79	H	Boise St.	4	7	158	H	UC Davis	8	0
21	N	Nebraska	0	3	36	A	Fresno St.	1	2	79	H	Boise St.	2	3	158	H	UC Davis	9	1
					36	A	Fresno St.	1	2	85	H	Miami (OH)	8	2	183	A	Louisiana Tech	0	1
					37	A	BYU	1	2	85	H	Miami (OH)	5	0	183	A	Louisiana Tech	6	0
					37	H	BYU	0	4	94	N	Utah	8	7	183	A	Louisiana Tech	4	0
					47	H	Longwood	3	2						189	H	Nevada	8	1
					47	H	Longwood	0	1						189	H	Nevada	5	4
					50	H	New Mexico St.	5	4						189	H	Nevada	3	1
					50	H	New Mexico St.	5	4						205	A	San Jose St.	11	1
					50	H	New Mexico St.	3	2						205	A	San Jose St.	8	0
					50	N	New Mexico St.	4	5						205	A	San Jose St.	3	1
															210	H	Southern Utah	9	1
															210	H	Southern Utah	5	1
															221	A	UC Riverside	2	0
															221	A	UC Riverside	9	1
															240	H	Utah St.	5	2
															240	H	Utah St.	8	0
															240	N	Utah St.	6	1
															240	N	Utah St.	2	0
															242	H	St. Bonaventure	8	0
															244	H	South Dakota St.	3	1
															244	H	South Dakota St.	9	0
															244	H	South Dakota St.	6	0
															273	H	Weber St.	6	0

Non-Div. I Games:

Hawaii

Average RPI Win:		143	WON-LOST RECORD		WINNING PCT. RANK	LAST 10 GAMES	STRENGTH OF SCHEDULE		OPP. STRENGTH OF SCHEDULE	TEAM RPI	ADJ RPI	CONF. RPI	ADJ CONF. RPI				
DIV. I ONLY			33-21-0		.61111	72	5-5-0		67	46	54	.5606	56	8	8		
DIV. I NON-CONF.			20-14-0		.58824	89	0-0-0		86	49	67	.54695	72	7	7		
TOTALS		RPI 1-25		RPI 26-50		W-L RECORDS		RPI 51-100		RPI 101-150		RPI 150+					
33-21-0		0-10-0		5-6-0		OVERALL		3-1-0		8-2-0		17-2-0					
27-17-0		0-9-0		4-4-0		HOME		3-1-0		7-2-0		13-1-0					
6-4-0		0-1-0		1-2-0		AWAY		0-0-0		1-0-0		4-1-0					
0-0-0		0-0-0		0-0-0		NEUTRAL		0-0-0		0-0-0		0-0-0					
20-14-0		0-7-0		1-3-0		NON-CONFERENCE		3-1-0		4-2-0		12-1-0					
18-14-0		0-7-0		1-3-0		HOME		3-1-0		4-2-0		10-1-0					
2-0-0		0-0-0		0-0-		AWAY		0-0-0		0-0-0		2-0-0					
0-0-0		0-0-0		0-0-0		NEUTRAL		0-0-0		0-0-0		0-0-0					
13-7-0		0-3-0		4-3-0		CONFERENCE		0-0-0		4-0-0		5-1-0					
9-3-0		0-2-0		3-1-0		HOME		0-0-0		3-0-0		3-0-0					
4-4-0		0-1-0		1-2-0		AWAY		0-0-0		1-0-0		2-1-0					
0-0-0		0-0-0		0-0-0		NEUTRAL		0-0-0		0-0-0		0-0-0					
RPI	S	Opponent		Score		RPI	S	Opponent		Score		RPI	S	Opponent		Score	
2	H	Florida		0	12	26	H	Syracuse		3	1	58	H	Massachusetts		0	4
2	H	Florida		2	10	26	H	Syracuse		4	0	71	H	North Carolina St.		8	6
3	H	Alabama		1	12	26	H	Syracuse		7	3	96	H	Western Mich.		8	0
4	H	Missouri		1	4	29	A	DePaul		0	7	100	H	Central Mich.		4	3
11	H	Michigan		2	7	29	A	DePaul		4	2						
14	H	Texas A&M		2	10	29	A	DePaul		5	13						
15	H	Oklahoma St.		5	9	29	H	DePaul		2	4						
23	H	Notre Dame		0	5	30	H	Indiana		1	5						
23	H	Notre Dame		0	1	38	H	UAB		2	6						
25	A	Louisville		0	2	39	H	Illinois St.		3	2						
						40	H	Fordham		0	1						
						LAST 10 GAMES											
						25	A	Louisville		0	2	23	H	Notre Dame		0	5
						29	A	DePaul		0	7	126	H	Connecticut		8	0
						29	A	DePaul		5	13	126	H	Connecticut		2	1
						29	A	DePaul		4	2	126	H	Connecticut		9	2
						23	H	Notre Dame		0	1	202	A	Seton Hall		17	0

Non-Div. I Games:

South Fla.

South Fla.

Through Games Of Final

RPI	S	Opponent	Score	
233	H	Georgetown	8	1
254	H	Toledo	4	5

South Fla.

S
o
u
t
h
F
l
a
.

S
o
u
t
h
F
l
a
.

Average RPI Win:	140	WON-LOST RECORD	WINNING PCT. RANK	LAST 10 GAMES	STRENGTH OF SCHEDULE	OPP. STRENGTH OF SCHEDULE	TEAM RPI	ADJ RPI	CONF. RPI	ADJ CONF. RPI				
Average RPI Loss:	108													
DIV. I ONLY		39-19-0	.67241	48	6-4-0	91	130	56	.55886	57	14	14		
DIV. I NON-CONF.		13-8-0	.61905	70	0-0-0	33	87	41	.57815	43	14	14		
<hr/>														
TOTALS	RPI 1-25	RPI 26-50		W-L RECORDS		RPI 51-100		RPI 101-150		RPI 150+				
39-19-0	2-4-0	0-0-0		OVERALL		8-3-0		14-8-0		15-4-0				
25-3-0	2-0-0	0-0-0		HOME		6-0-0		8-2-0		9-1-0				
9-11-0	0-3-0	0-0-0		AWAY		0-0-0		4-5-0		5-3-0				
5-5-0	0-1-0	0-0-0		NEUTRAL		2-3-0		2-1-0		1-0-0				
<hr/>														
13-8-0	2-4-0	0-0-0		NON-CONFERENCE		1-2-0		4-1-0		6-1-0				
10-1-0	2-0-0	0-0-0		HOME		0-0-0		4-1-0		4-0-0				
1-4-0	0-3-0	0-0-		AWAY		0-0-0		0-0-0		1-1-0				
2-3-0	0-1-0	0-0-0		NEUTRAL		1-2-0		0-0-0		1-0-0				
<hr/>														
26-11-0	0-0-0	0-0-0		CONFERENCE		7-1-0		10-7-0		9-3-0				
15-2-0	0-0-0	0-0-0		HOME		6-0-0		4-1-0		5-1-0				
8-7-0	0-0-0	0-0-0		AWAY		0-0-0		4-5-0		4-2-0				
3-2-0	0-0-0	0-0-0		NEUTRAL		1-1-0		2-1-0		0-0-0				
<hr/>														
RPI	S	Opponent	Score		RPI	S	Opponent	Score		RPI	S	Opponent	Score	
7	A	Texas	0	6						53	N	Pacific	4	6
7	A	Texas	0	2						73	H	Texas St.	2	1
8	A	Arizona	1	9						73	H	Texas St.	4	1
8	N	Arizona	0	15						73	H	Texas St.	5	4
20	H	Houston	8	6						73	N	Texas St.	5	8
20	H	Houston	3	2						86	N	Drake	2	0
										89	H	UTSA	1	0
										89	H	UTSA	2	0
										89	H	UTSA	9	6
										89	N	UTSA	6	5
										93	N	Kennesaw St.	1	9

Non-Div. I Games: Houston-Victoria 10 2 Houston-Victoria 3 0

A&M-Corpus Christi

RPI	S	Opponent	Score	
191	H	Southeastern La.	11	3
191	H	Southeastern La.	16	0
191	H	Southeastern La.	6	1
194	H	Stephen F. Austin	3	5
194	H	Stephen F. Austin	2	0
194	H	Stephen F. Austin	1	0
197	A	Nicholls St.	0	4
197	A	Nicholls St.	11	8
197	A	Nicholls St.	3	1
198	A	Central Ark.	6	1
198	A	Central Ark.	10	1
198	A	Central Ark.	4	5
272	H	Texas Southern	12	0
272	H	Texas Southern	8	0

A
&
M
-
C
o
r
p
u
s
C
h
r
i
s
t
i

[illegible]

Non-Div. I Games:

Massachusetts

Average RPI Win:	151	WON-LOST RECORD	WINNING PCT. RANK	LAST 10 GAMES	STRENGTH OF SCHEDULE	OPP. STRENGTH OF SCHEDULE	TEAM RPI	ADJ RPI	CONF. RPI	ADJ CONF. RPI		
Average RPI Loss:	45											
DIV. I ONLY		34-17-0	.66667	50	7-3-0	118	67	60	.55631	59	8	8
DIV. I NON-CONF.		19-8-0	.7037	40	0-0-0	113	93	53	.57046	54	7	7
<hr/>												
TOTALS	RPI 1-25	RPI 26-50		W-L RECORDS		RPI 51-100		RPI 101-150		RPI 150+		
34-17-0	1-7-0	2-7-0		OVERALL		5-0-0		6-3-0		20-0-0		
7-6-0	0-3-0	1-3-0		HOME		0-0-0		0-0-0		6-0-0		
16-5-0	0-3-0	0-0-0		AWAY		4-0-0		5-2-0		7-0-0		
11-6-0	1-1-0	1-4-0		NEUTRAL		1-0-0		1-1-0		7-0-0		
19-8-0	1-2-0	2-4-0		NON-CONFERENCE		5-0-0		1-2-0		10-0-0		
1-1-0	0-0-0	1-1-0		HOME		0-0-0		0-0-0		0-0-0		
9-2-0	0-1-0	0-0-		AWAY		4-0-0		1-1-0		4-0-0		
9-5-0	1-1-0	1-3-0		NEUTRAL		1-0-0		0-1-0		6-0-0		
15-9-0	0-5-0	0-3-0		CONFERENCE		0-0-0		5-1-0		10-0-0		
6-5-0	0-3-0	0-2-0		HOME		0-0-0		0-0-0		6-0-0		
7-3-0	0-2-0	0-0-0		AWAY		0-0-0		4-1-0		3-0-0		
2-1-0	0-0-0	0-1-0		NEUTRAL		0-0-0		1-0-0		1-0-0		
RPI S	Opponent	Score	RPI S	Opponent	Score	RPI S	Opponent	Score	RPI S	Opponent	Score	
7 N	Texas	0 4	26 N	Syracuse	1 2	54 N	Hofstra	3 1	114 N	Ball St.	1 2	
22 N	Georgia Tech	2 1	29 H	DePaul	2 6	60 A	FIU	3 2	125 A	St. John's (NY)	6 5	
23 A	Notre Dame	1 8	29 H	DePaul	2 7	60 A	FIU	4 0	125 A	St. John's (NY)	8 1	
23 A	Notre Dame	0 8	32 N	Maryland	0 1	61 A	Fla. Atlantic	3 0	126 A	Connecticut	3 9	
24 A	LSU	0 4	32 N	Maryland	4 5	84 A	Radford	2 1	126 A	Connecticut	5 2	
25 H	Louisville	3 10	43 N	Illinois	0 8				126 A	Connecticut	11 7	
25 H	Louisville	2 7	46 H	Penn St.	0 2				141 A	Ohio St.	3 4	
25 H	Louisville	2 3	46 H	Penn St.	2 1				141 A	Ohio St.	5 2	
			48 N	Jacksonville	3 0				150 N	Providence	2 1	
									153 H	Villanova	8 0	
									153 H	Villanova	5 2	
									153 H	Villanova	3 2	
									154 A	Robert Morris	8 0	
									154 A	Robert Morris	5 1	
									154 N	Robert Morris	1 0	
									162 N	Kent St.	8 0	
									169 H	Rutgers	6 5	
									169 H	Rutgers	9 3	
									169 H	Rutgers	9 1	
									202 A	Seton Hall	9 0	
									202 A	Seton Hall	6 0	
									202 A	Seton Hall	10 1	
									218 N	Delaware	2 0	
									225 A	East Tenn. St.	12 0	
									225 A	East Tenn. St.	14 8	
									233 N	Georgetown	3 0	
									242 N	St. Bonaventure	10 1	
<hr/>												
			LAST 10 GAMES									
			26 N	Syracuse	1 2	23 A	Notre Dame	1 8				
			153 H	Villanova	3 2	169 H	Rutgers	9 3				
			153 H	Villanova	5 2	169 H	Rutgers	9 1				
			153 H	Villanova	8 0	169 H	Rutgers	6 5				
			23 A	Notre Dame	0 8	125 A	St. John's (NY)	6 5				

Non-Div. I Games:

Pittsburgh

RPI	S	Opponent	Score	
287	N	N.C. A&T	15	0
288	N	South Carolina St.	10	0

Pittsburgh

P
i
t
t
s
b
u
r
g
h

P
i
t
t
s
b
u
r
g
h

F
I
U

FIU				Through Games Of Final										
Average RPI Win:		107	WON-LOST RECORD	WINNING PCT. RANK	LAST 10 GAMES	STRENGTH OF SCHEDULE	OPP. STRENGTH OF SCHEDULE	TEAM RPI	ADJ RPI	CONF. RPI	ADJ CONF. RPI			
Average RPI Loss:		69												
DIV. I ONLY			31-27-0	.53448	119	6-4-0	46	59	66	.5546	60	7	7	
DIV. I NON-CONF.			16-15-0	.51613	123	2-0-0	44	26	71	.55341	63	9	9	
TOTALS		RPI 1-25		RPI 26-50		W-L RECORDS		RPI 51-100		RPI 101-150		RPI 150+		
31-27-0		2-4-0		3-6-0		OVERALL		9-10-0		14-7-0		3-0-0		
14-10-0		2-1-0		1-2-0		HOME		4-5-0		7-2-0		0-0-0		
10-10-0		0-3-0		1-3-0		AWAY		3-2-0		5-2-0		1-0-0		
7-7-0		0-0-0		1-1-0		NEUTRAL		2-3-0		2-3-0		2-0-0		
16-15-0		2-4-0		2-4-0		NON-CONFERENCE		2-3-0		7-4-0		3-0-0		
5-6-0		2-1-0		1-2-0		HOME		0-2-0		2-1-0		0-0-0		
5-4-0		0-3-0		0-0-		AWAY		0-0-0		4-0-0		1-0-0		
6-5-0		0-0-0		1-1-0		NEUTRAL		2-1-0		1-3-0		2-0-0		
15-12-0		0-0-0		1-2-0		CONFERENCE		7-7-0		7-3-0		0-0-0		
9-4-0		0-0-0		0-0-0		HOME		4-3-0		5-1-0		0-0-0		
5-6-0		0-0-0		1-2-0		AWAY		3-2-0		1-2-0		0-0-0		
1-2-0		0-0-0		0-0-0		NEUTRAL		0-2-0		1-0-0		0-0-0		
RPI	S	Opponent	Score		RPI	S	Opponent	Score		RPI	S	Opponent	Score	
2	A	Florida	0	8	29	H	DePaul	4	6	59	H	Pittsburgh	0	4
9	A	Baylor	3	4	34	A	La.-Lafayette	3	2	59	H	Pittsburgh	2	3
9	A	Baylor	0	2	34	A	La.-Lafayette	2	7	61	A	Fla. Atlantic	1	0
17	H	Kentucky	0	5	34	A	La.-Lafayette	1	2	61	A	Fla. Atlantic	2	3
22	H	Georgia Tech	9	1	42	A	North Carolina	0	6	61	H	Fla. Atlantic	1	0
22	H	Georgia Tech	4	3	43	H	Illinois	4	7	66	H	South Ala.	5	7
					44	H	Memphis	7	6	66	H	South Ala.	3	1
					46	N	Penn St.	1	0	66	H	South Ala.	0	2
					46	N	Penn St.	0	3	66	N	South Ala.	2	4
										71	N	North Carolina St.	5	4
										88	N	St. Joseph's	2	3
										92	A	North Texas	8	3
										92	A	North Texas	12	3
										92	A	North Texas	2	3
										96	N	Western Mich.	4	3
										97	H	Troy	7	2
										97	H	Troy	3	0
										97	H	Troy	5	6
										97	N	Troy	0	4
					LAST 10 GAMES									
					66	N	South Ala.	2	4	66	H	South Ala.	3	1
					139	N	Middle Tenn.	11	5	66	H	South Ala.	5	7
					97	N	Troy	0	4	66	H	South Ala.	0	2
					61	A	Fla. Atlantic	1	0	142	A	North Florida	5	4
					61	H	Fla. Atlantic	1	0	142	A	North Florida	7	1
</														

F
I
U

Non-Div. I Games:

FIU

Average RPI Win:		105	WON-LOST RECORD		WINNING PCT. RANK		LAST 10 GAMES		STRENGTH OF SCHEDULE		OPP. STRENGTH OF SCHEDULE		TEAM RPI		ADJ RPI		CONF. RPI		ADJ CONF. RPI		
DIV. I ONLY			34-25-0		.57627 90		7-3-0		61		77		64		.55377 61		7		7		
DIV. I NON-CONF.			16-15-0		.51613 123		0-0-0		109		59		89		.52411 86		9		9		
TOTALS		RPI 1-25		RPI 26-50		W-L RECORDS		RPI 51-100		RPI 101-150		RPI 150+									
34-25-0		0-3-0		5-4-0		OVERALL		14-9-0		8-4-0		7-5-0									
21-12-0		0-1-0		4-1-0		HOME		10-4-0		3-2-0		4-4-0									
6-8-0		0-0-0		0-1-0		AWAY		2-5-0		4-2-0		0-0-0									
7-5-0		0-2-0		1-2-0		NEUTRAL		2-0-0		1-0-0		3-1-0									
16-15-0		0-3-0		2-3-0		NON-CONFERENCE		6-3-0		1-1-0		7-5-0									
12-10-0		0-1-0		1-1-0		HOME		6-3-0		1-1-0		4-4-0									
0-0-0		0-0-0		0-0-		AWAY		0-0-0		0-0-0		0-0-0									
4-5-0		0-2-0		1-2-0		NEUTRAL		0-0-0		0-0-0		3-1-0									
18-10-0		0-0-0		3-1-0		CONFERENCE		8-6-0		7-3-0		0-0-0									
9-2-0		0-0-0		3-0-0		HOME		4-1-0		2-1-0		0-0-0									
6-8-0		0-0-0		0-1-0		AWAY		2-5-0		4-2-0		0-0-0									
3-0-0		0-0-0		0-0-0		NEUTRAL		2-0-0		1-0-0		0-0-0									
RPI	S	Opponent		Score		RPI	S	Opponent		Score		RPI	S	Opponent		Score					
11	H	Michigan		0 11		34	A	La.-Lafayette		0 8		54	H	Hofstra		7 0					
15	N	Oklahoma St.		2 8		34	H	La.-Lafayette		1 0		58	H	Massachusetts		1 6					
22	N	Georgia Tech		2 3		34	H	La.-Lafayette		4 2		59	H	Pittsburgh		0 3					
						34	H	La.-Lafayette		6 2		60	A	FIU		0 1					
						40	N	Fordham		0 1		60	H	FIU		0 1					
						45	N	Chattanooga		1 2		60	H	FIU		3 2					
						45	N	Chattanooga		3 1		62	H	Purdue		1 0					
						46	H	Penn St.		1 2		62	H	Purdue		4 3					
						48	H	Jacksonville		2 0		66	A	South Ala.		1 10					
												66	A	South Ala.		3 4					
												66	A	South Ala.		6 3					
												66	N	South Ala.		3 1					
												81	H	Harvard		4 1					
												82	H	Michigan St.		5 1					
												82	H	Michigan St.		3 7					
												82	H	Michigan St.		8 4					
												92	H	North Texas		7 6					
												92	H	North Texas		3 0					
												92	H	North Texas		5 4					
												97	A	Troy		10 2					
						LAST 10 GAMES															
						34	A	La.-Lafayette		0 8											
						97	N	Troy		11 0											
						66	N	South Ala.		3 1											
						128	N	Western Ky.		4 3											
						60	H	FIU		0 1											

Non-Div. I Games:

Fla. Atlantic

RPI	S	Opponent	Score
97	A	Troy	2 3
97	A	Troy	3 4
97	N	Troy	11 0

60	A	FIU	0 1
34	H	La.-Lafayette	6 2
34	H	La.-Lafayette	4 2
34	H	La.-Lafayette	1 0
60	H	FIU	3 2

Average RPI Win: 130		WON-LOST RECORD	WINNING PCT. RANK		LAST 10 GAMES	STRENGTH OF SCHEDULE		OPP. STRENGTH OF SCHEDULE		TEAM RPI	ADJ RPI		CONF. RPI	ADJ CONF. RPI
Average RPI Loss: 47														
DIV. I ONLY		30-18-2	.62	67	3-6-1	84		42		59	.55294	62	4	5
DIV. I NON-CONF.		22-9-1	.70313	41	0-0-0	149		78		59	.55599	62	4	4
TOTALS		RPI 1-25	RPI 26-50		W-L RECORDS	RPI 51-100		RPI 101-150		RPI 150+				
30-18-2	0-6-0		1-4-1		OVERALL	14-7-1		5-1-0		10-0-0				
5-3-0	0-0-0		1-1-0		HOME	4-2-0		0-0-0		0-0-0				
11-12-2	0-5-0		0-3-1		AWAY	6-3-1		3-1-0		2-0-0				
14-3-0	0-1-0		0-0-0		NEUTRAL	4-2-0		2-0-0		8-0-0				
22-9-1	0-4-0		0-0-0		NON-CONFERENCE	9-4-1		3-1-0		10-0-0				
0-0-0	0-0-0		0-0-0		HOME	0-0-0		0-0-0		0-0-0				
8-6-1	0-3-0		0-0-		AWAY	5-2-1		1-1-0		2-0-0				
14-3-0	0-1-0		0-0-0		NEUTRAL	4-2-0		2-0-0		8-0-0				
8-9-1	0-2-0		1-4-1		CONFERENCE	5-3-0		2-0-0		0-0-0				
5-3-0	0-0-0		1-1-0		HOME	4-2-0		0-0-0		0-0-0				
3-6-1	0-2-0		0-3-1		AWAY	1-1-0		2-0-0		0-0-0				
0-0-0	0-0-0		0-0-0		NEUTRAL	0-0-0		0-0-0		0-0-0				
RPI S	Opponent	Score	RPI S	Opponent	Score	RPI S	Opponent	Score	RPI S	Opponent	Score			
11 A	Michigan	1 13	30 A	Indiana	1 2	54 N	Hofstra	2 7	104 A	Fla. Gulf Coast	3 2			
11 A	Michigan	0 10	30 A	Indiana	0 4	61 A	Fla. Atlantic	0 1	114 N	Ball St.	3 1			
17 N	Kentucky	0 3	43 H	Illinois	11 6	61 A	Fla. Atlantic	3 4	115 A	Loyola (IL)	3 4			
23 A	Notre Dame	5 7	43 H	Illinois	3 9	64 A	Southern Ill.	11 1	139 N	Middle Tenn.	5 4			
24 A	LSU	3 5	46 A	Penn St.	0 0	67 H	Iowa	12 1	141 A	Ohio St.	7 0			
24 A	LSU	2 6	46 A	Penn St.	5 8	67 H	Iowa	3 0	141 A	Ohio St.	10 8			
						69 N	Mississippi St.	5 0	169 N	Rutgers	6 5			
						70 N	Iowa St.	11 2	174 N	Wright St.	9 1			
						70 N	Iowa St.	5 8	183 N	Louisiana Tech	7 3			
						72 H	Wisconsin	1 4	208 N	Buffalo	11 1			
						72 H	Wisconsin	4 3	208 N	Buffalo	6 1			
						73 A	Texas St.	9 0	219 N	Bowling Green	2 0			
						73 A	Texas St.	1 0	245 A	IUPUI	11 1			
						74 H	Minnesota	2 3	245 A	IUPUI	18 5			
						74 H	Minnesota	3 2	252 N	Tennessee St.	8 0			
						78 N	Georgia St.	5 4	254 N	Toledo	1 0			
						82 A	Michigan St.	5 0						
						82 A	Michigan St.	2 3						
						85 A	Miami (OH)	6 3						
						87 A	Valparaiso	8 2						
			LAST 10 GAMES											
						30 A	Indiana	0 4						
						30 A	Indiana	1 2						
						82 A	Michigan St.	2 3						
						82 A	Michigan St.	5 0						
						72 H	Wisconsin	4 3						

Non-Div. I Games:

Purdue

[illegible]

Northwestern

Through Games Of Final

Average RPI Win:		118	WON-LOST		WINNING		LAST 10		STRENGTH OF		OPP. STRENGTH		TEAM	ADJ		CONF.	ADJ CONF.	
Average RPI Loss:		38	RECORD		PCT. RANK		GAMES		SCHEDULE		OF SCHEDULE		RPI	RPI		RPI	RPI	
DIV. I ONLY			23-20-0		.53488		118		3-7-0		57		18		65		.55271	
DIV. I NON-CONF.			18-7-0		.72		36		0-0-0		84		9		36		.59094	
TOTALS		RPI 1-25		RPI 26-50		W-L RECORDS		RPI 51-100		RPI 101-150		RPI 150+						
23-20-0		1-9-0		3-5-0		OVERALL		6-6-0		6-0-0		7-0-0						
8-6-0		0-2-0		2-1-0		HOME		1-3-0		5-0-0		0-0-0						
3-9-0		0-2-0		0-4-0		AWAY		1-3-0		0-0-0		2-0-0						
12-5-0		1-5-0		1-0-0		NEUTRAL		4-0-0		1-0-0		5-0-0						
18-7-0		1-7-0		2-0-0		NON-CONFERENCE		4-0-0		4-0-0		7-0-0						
4-0-0		0-0-0		1-0-0		HOME		0-0-0		3-0-0		0-0-0						
2-2-0		0-2-0		0-0-		AWAY		0-0-0		0-0-0		2-0-0						
12-5-0		1-5-0		1-0-0		NEUTRAL		4-0-0		1-0-0		5-0-0						
5-13-0		0-2-0		1-5-0		CONFERENCE		2-6-0		2-0-0		0-0-0						
4-6-0		0-2-0		1-1-0		HOME		1-3-0		2-0-0		0-0-0						
1-7-0		0-0-0		0-4-0		AWAY		1-3-0		0-0-0		0-0-0						
0-0-0		0-0-0		0-0-0		NEUTRAL		0-0-0		0-0-0		0-0-0						
RPI	S	Opponent		Score		RPI	S	Opponent		Score		RPI	S	Opponent		Score		
5	N	California		3	2	29	H	DePaul		6	5	67	A	Iowa		7	9	
10	N	Oklahoma		1	9	30	H	Indiana		0	1	67	A	Iowa		8	10	
11	H	Michigan		4	7	30	H	Indiana		4	1	72	A	Wisconsin		2	0	
11	H	Michigan		1	2	43	A	Illinois		4	5	72	A	Wisconsin		8	9	
12	N	Washington		1	8	43	A	Illinois		3	5	74	H	Minnesota		0	3	
14	N	Texas A&M		1	9	46	A	Penn St.		3	6	74	H	Minnesota		3	4	
15	N	Oklahoma St.		4	5	46	A	Penn St.		2	3	77	N	Oregon St.		3	2	
16	A	Stanford		5	6	49	N	Florida St.		3	0	77	N	Oregon St.		8	4	
16	A	Stanford		5	6							82	H	Michigan St.		4	13	
19	N	UCLA		4	5							82	H	Michigan St.		4	2	
												92	N	North Texas		8	4	
												96	N	Western Mich.		5	4	
						</												

Non-Div. I Games:

Northwestern

Average RPI Win:		154	WON-LOST RECORD		WINNING PCT. RANK	LAST 10 GAMES		STRENGTH OF SCHEDULE		OPP. STRENGTH OF SCHEDULE	TEAM RPI	ADJ RPI	CONF. RPI	ADJ CONF. RPI			
DIV. I ONLY			36-17-0		.67925	41		6-4-0		107	100	58	.55225	64	13	13	
DIV. I NON-CONF.			18-10-0		.64286	59		0-0-0		49	75	45	.57187	51	12	12	
TOTALS		RPI 1-25		RPI 26-50		W-L RECORDS		RPI 51-100		RPI 101-150		RPI 150+					
36-17-0		0-4-0		1-5-0		OVERALL		8-5-0		10-2-0		17-1-0					
16-7-0		0-1-0		0-3-0		HOME		5-3-0		3-0-0		8-0-0					
11-8-0		0-2-0		1-2-0		AWAY		2-1-0		3-2-0		5-1-0					
9-2-0		0-1-0		0-0-0		NEUTRAL		1-1-0		4-0-0		4-0-0					
18-10-0		0-4-0		0-3-0		NON-CONFERENCE		4-3-0		8-0-0		6-0-0					
5-6-0		0-1-0		0-3-0		HOME		1-2-0		3-0-0		1-0-0					
5-3-0		0-2-0		0-0-		AWAY		2-1-0		2-0-0		1-0-0					
8-1-0		0-1-0		0-0-0		NEUTRAL		1-0-0		3-0-0		4-0-0					
18-7-0		0-0-0		1-2-0		CONFERENCE		4-2-0		2-2-0		11-1-0					
11-1-0		0-0-0		0-0-0		HOME		4-1-0		0-0-0		7-0-0					
6-5-0		0-0-0		1-2-0		AWAY		0-0-0		1-2-0		4-1-0					
1-1-0		0-0-0		0-0-0		NEUTRAL		0-1-0		1-0-0		0-0-0					
RPI	S	Opponent		Score		RPI	S	Opponent		Score		RPI	S	Opponent		Score	
4	A	Missouri		0	3	29	H	DePaul		0	3	62	H	Purdue		1	11
11	N	Michigan		4	19	29	H	DePaul		4	5	67	N	Iowa		5	1
17	H	Kentucky		5	9	39	A	Illinois St.		4	5	69	A	Mississippi St.		8	10
20	A	Houston		1	2	39	A	Illinois St.		7	4	69	A	Mississippi St.		9	4
						39	A	Illinois St.		0	6	75	A	Eastern Ill.		2	0
						43	H	Illinois		2	5	80	H	Missouri St.		4	3
												80	H	Missouri St.		5	3
												86	H	Drake		0	4
												86	H	Drake		6	0
												86	H	Drake		1	0
												86	N	Drake		1	4
												98	H	Ill.-Chicago		5	0
												98	H	Ill.-Chicago		3	11

Non-Div. I Games:

Southern Ill.

RPI	S	Opponent	Score	
235	H	Bradley	11	3
235	H	Bradley	2	1
261	N	St. Francis (PA)	4	2

Southern Ill.

S
o
u
t
h
e
r
n
I
l
l
.

S
o
u
t
h
e
r
n
I
l
l
.

Average RPI Win:		107	WON-LOST RECORD		WINNING PCT. RANK		LAST 10 GAMES		STRENGTH OF SCHEDULE		OPP. STRENGTH OF SCHEDULE		TEAM RPI		ADJ RPI		CONF. RPI		ADJ CONF. RPI				
DIV. I ONLY			24-31-0		.43636 176		3-7-0		20		58		72		.5495 65		5 5		4				
DIV. I NON-CONF.			18-16-0		.52941 114		1-3-0		16		105		55		.56965 55		5 5		5				
TOTALS		RPI 1-25		RPI 26-50				W-L RECORDS		RPI 51-100				RPI 101-150				RPI 150+					
24-31-0		2-4-0		5-15-0				OVERALL		6-6-0				4-2-0				7-4-0					
7-14-0		0-2-0		1-7-0				HOME		2-1-0				1-0-0				3-4-0					
5-11-0		1-0-0		2-5-0				AWAY		1-4-0				1-2-0				0-0-0					
12-6-0		1-2-0		2-3-0				NEUTRAL		3-1-0				2-0-0				4-0-0					
18-16-0		1-2-0		3-8-0				NON-CONFERENCE		3-3-0				4-2-0				7-1-0					
5-6-0		0-0-0		1-5-0				HOME		0-0-0				1-0-0				3-1-0					
1-5-0		0-0-0		0-0-				AWAY		0-2-0				1-2-0				0-0-0					
12-5-0		1-2-0		2-2-0				NEUTRAL		3-1-0				2-0-0				4-0-0					
6-15-0		1-2-0		2-7-0				CONFERENCE		3-3-0				0-0-0				0-3-0					
2-8-0		0-2-0		0-2-0				HOME		2-1-0				0-0-0				0-3-0					
4-6-0		1-0-0		2-4-0				AWAY		1-2-0				0-0-0				0-0-0					
0-1-0		0-0-0		0-1-0				NEUTRAL		0-0-0				0-0-0				0-0-0					
RPI	S	Opponent		Score		RPI	S	Opponent		Score		RPI	S	Opponent		Score		RPI	S	Opponent		Score	
3	N	Alabama		0	4	26	H	Syracuse		8	13	52	H	Virginia Tech		4	14	112	A	Campbell		2	7
8	N	Arizona		3	9	26	H	Syracuse		2	1	52	H	Virginia Tech		6	5	125	N	St. John's (NY)		15	8
18	N	Oregon		3	2	32	H	Maryland		0	7	52	H	Virginia Tech		8	2	131	A	Liberty		0	8
22	A	Georgia Tech		6	0	32	H	Maryland		0	13	54	N	Hofstra		1	2	131	A	Liberty		3	2
22	H	Georgia Tech		0	8	33	A	East Carolina		0	3	54	N	Hofstra		2	0	137	N	SIU Edwardsville		4	2
22	H	Georgia Tech		2	9	34	N	La.-Lafayette		1	9	55	N	Hawaii		6	4	143	H	James Madison		6	0
						36	N	Fresno St.		1	4	71	A	North Carolina St.		0	1	161	N	Long Island		9	4
						37	N	BYU		9	3	71	A	North Carolina St.		1	0	162	N	Kent St.		8	0
						39	N	Illinois St.		3	0	71	A	North Carolina St.		2	3	166	H	Boston College		3	11
						40	H	Fordham		4	8	84	A	Radford		1	5	166	H	Boston College		3	9
						40	H	Fordham		1	9	84	A	Radford		0	1	166	H	Boston College		6	7
						42	A	North Carolina		3	1	94	N	Utah		4	2	195	H	Delaware St.		2	0
						42	A	North Carolina		2	8							195	H	Delaware St.		3	5
						42	A	North Carolina		3	5							212	H	Princeton		9	1
						47	H	Longwood		1	2							229	N	Drexel		6	0
						47	H	Longwood		8	10							229	N	Drexel		4	3
						49	A	Florida St.		1	6							233	H	Georgetown		8	4
						49	A	Florida St.		0	8												
						49	A	Florida St.		2	1												
						49	N	Florida St.		5	12												
LAST 10 GAMES																							
						49	N	Florida St.		5	12	71	A	North Carolina St.		2	3						
						22	A	Georgia Tech		6	0	71	A	North Carolina St.		0	1						
						131	A	Liberty		3	2	84	A	Radford		1	5						
						131	A	Liberty		0	8	84	A	Radford		0	1						
						71	A	North Carolina St.		1	0	22	H	Georgia Tech		2	9						

Non-Div. I Games:

Virginia

Average RPI Win:		144	WON-LOST RECORD		WINNING PCT. RANK		LAST 10 GAMES		STRENGTH OF SCHEDULE		OPP. STRENGTH OF SCHEDULE		TEAM RPI		ADJ RPI		CONF. RPI		ADJ CONF. RPI	
DIV. I ONLY			37-17-0		.68519 40		6-4-0		139		83		62		.54939 66		7		7	
DIV. I NON-CONF.			21-5-0		.80769 22		0-0-0		245		124		69		.54837 68		9		9	
TOTALS		RPI 1-25		RPI 26-50		W-L RECORDS		RPI 51-100		RPI 101-150		RPI 150+								
37-17-0		0-1-0		1-7-0		OVERALL		11-6-0		9-2-0		16-1-0								
13-8-0		0-0-0		0-5-0		HOME		4-3-0		4-0-0		5-0-0								
11-7-0		0-0-0		0-2-0		AWAY		4-2-0		4-2-0		3-1-0								
13-2-0		0-1-0		1-0-0		NEUTRAL		3-1-0		1-0-0		8-0-0								
21-5-0		0-1-0		1-3-0		NON-CONFERENCE		3-0-0		1-0-0		16-1-0								
6-2-0		0-0-0		0-2-0		HOME		0-0-0		1-0-0		5-0-0								
4-2-0		0-0-0		0-0-		AWAY		1-0-0		0-0-0		3-1-0								
11-1-0		0-1-0		1-0-0		NEUTRAL		2-0-0		0-0-0		8-0-0								
16-12-0		0-0-0		0-4-0		CONFERENCE		8-6-0		8-2-0		0-0-0								
7-6-0		0-0-0		0-3-0		HOME		4-3-0		3-0-0		0-0-0								
7-5-0		0-0-0		0-1-0		AWAY		3-2-0		4-2-0		0-0-0								
2-1-0		0-0-0		0-0-0		NEUTRAL		1-1-0		1-0-0		0-0-0								
RPI	S	Opponent		Score		RPI	S	Opponent		Score		RPI	S	Opponent		Score				
3	N	Alabama		0 6		28	H	Auburn		1 2		52	N	Virginia Tech		3 2				
						34	A	La.-Lafayette		0 10		52	N	Virginia Tech		6 4				
						34	H	La.-Lafayette		1 5		60	A	FIU		7 5				
						34	H	La.-Lafayette		2 13		60	A	FIU		1 3				
						34	H	La.-Lafayette		2 10		60	A	FIU		2 0				
						38	N	UAB		4 2		60	N	FIU		4 2				
						45	H	Chattanooga		2 4		61	H	Fla. Atlantic		4 3				
						49	A	Florida St.		0 6		61	H	Fla. Atlantic		10 1				
												61	H	Fla. Atlantic		3 6				
												61	N	Fla. Atlantic		1 3				
												90	A	UCF		7 3				
												92	H	North Texas		3 5				
												92	H	North Texas		5 0				
												92	H	North Texas		4 2				
												97	A	Troy		1 2				
												97	A	Troy		4 3				
												97	H	Troy		0 2				

Non-Div. I Games:

South Ala.

South Ala.

Through Games Of Final

RPI	S	Opponent	Score	
280	N	Alabama A&M	15	0

South Ala.

S
o
u
t
h
A
l
a
.

S
o
u
t
h
A
l
a
.

Average RPI Win: 140		WON-LOST RECORD		WINNING PCT. RANK		LAST 10 GAMES		STRENGTH OF SCHEDULE		OPP. STRENGTH OF SCHEDULE		TEAM RPI		ADJ RPI		CONF. RPI		ADJ CONF. RPI					
DIV. I ONLY		27-24-0		.52941 126		2-8-0		45		71		67		.54863 67		4		5					
DIV. I NON-CONF.		18-13-0		.58065 94		0-0-0		72		141		70		.54724 71		4		4					
TOTALS		RPI 1-25		RPI 26-50		W-L RECORDS		RPI 51-100		RPI 101-150		RPI 150+											
27-24-0		1-6-0		2-7-0		OVERALL		7-8-0		6-1-0		11-2-0											
8-5-0		0-0-0		1-3-0		HOME		5-2-0		0-0-0		2-0-0											
9-10-0		1-4-0		0-2-0		AWAY		2-4-0		3-0-0		3-0-0											
10-9-0		0-2-0		1-2-0		NEUTRAL		0-2-0		3-1-0		6-2-0											
18-13-0		0-5-0		1-2-0		NON-CONFERENCE		2-3-0		4-1-0		11-2-0											
3-0-0		0-0-0		0-0-0		HOME		1-0-0		0-0-0		2-0-0											
5-4-0		0-3-0		0-0-		AWAY		1-1-0		1-0-0		3-0-0											
10-9-0		0-2-0		1-2-0		NEUTRAL		0-2-0		3-1-0		6-2-0											
9-11-0		1-1-0		1-5-0		CONFERENCE		5-5-0		2-0-0		0-0-0											
5-5-0		0-0-0		1-3-0		HOME		4-2-0		0-0-0		0-0-0											
4-6-0		1-1-0		0-2-0		AWAY		1-3-0		2-0-0		0-0-0											
0-0-0		0-0-0		0-0-0		NEUTRAL		0-0-0		0-0-0		0-0-0											
RPI	S	Opponent		Score		RPI	S	Opponent		Score		RPI	S	Opponent		Score							
5	N	California		2	6	30	A	Indiana		0	5	62	A	Purdue		1	12	104	A	Fla. Gulf Coast		11	9
6	A	Georgia		1	8	30	A	Indiana		1	3	62	A	Purdue		0	3	127	N	Albany (NY)		2	1
11	A	Michigan		4	2	32	N	Maryland		1	0	63	H	Northwestern		9	7	131	N	Liberty		4	2
11	A	Michigan		2	3	33	N	East Carolina		0	1	63	H	Northwestern		10	8	131	N	Liberty		4	3
13	A	Tennessee		0	2	39	N	Illinois St.		4	13	64	N	Southern Ill.		1	5	131	N	Liberty		1	3
13	A	Tennessee		3	7	43	H	Illinois		2	8	68	N	Lipscomb		4	5	141	A	Ohio St.		7	2
16	N	Stanford		1	2	43	H	Illinois		2	6	70	H	Iowa St.		4	3	141	A	Ohio St.		5	3
						46	H	Penn St.		1	0	72	H	Wisconsin		6	7	155	N	Eastern Mich.		7	0
						46	H	Penn St.		2	3	72	H	Wisconsin		3	6	156	N	IPFW		0	4
												74	A	Minnesota		2	1	176	N	Colgate		4	0
												74	A	Minnesota		2	4	179	N	Murray St.		2	7
												82	H	Michigan St.		5	3	181	A	Western Ill.		10	2
												82	H	Michigan St.		9	8	186	A	Stetson		3	2
												86	A	Drake		1	2	186	A	Stetson		3	2
												91	A	Cal St. Fullerton		5	1	217	N	UMBC		5	1
																		230	N	Jackson St.		7	1
																		258	N	Idaho St.		11	3
																		268	H	South Dakota		10	0
																		268	H	South Dakota		9	1
																		269	N	Seattle		8	7
						LAST 10 GAMES																	
						46	H	Penn St.		2	3	30	A	Indiana		1	3						
						46	H	Penn St.		1	0	72	H	Wisconsin		3	6						
						43	H	Illinois		2	6	72	H	Wisconsin		6	7						
						43	H	Illinois		2	8	11	A	Michigan		2	3						
						30	A	Indiana		0	5	11	A	Michigan		4	2						

Average RPI Win:		134	WON-LOST RECORD		WINNING PCT. RANK		LAST 10 GAMES		STRENGTH OF SCHEDULE		OPP. STRENGTH OF SCHEDULE		TEAM RPI		ADJ RPI		CONF. RPI		ADJ CONF. RPI			
DIV. I ONLY			30-20-0		.6 75		7-3-0		65		122		63		.54635 68		12		12			
DIV. I NON-CONF.			13-13-0		.5 127		0-0-0		79		100		86		.52249 89		13		13			
TOTALS		RPI 1-25		RPI 26-50		W-L RECORDS		RPI 51-100		RPI 101-150		RPI 150+										
30-20-0		0-3-0		2-6-0		OVERALL		11-1-0		9-7-0		8-3-0										
14-2-0		0-0-0		2-0-0		HOME		4-0-0		7-1-0		1-1-0										
11-6-0		0-1-0		0-0-0		AWAY		5-0-0		0-4-0		6-1-0										
5-12-0		0-2-0		0-6-0		NEUTRAL		2-1-0		2-2-0		1-1-0										
13-13-0		0-3-0		0-4-0		NON-CONFERENCE		4-1-0		5-4-0		4-1-0										
4-0-0		0-0-0		0-0-0		HOME		0-0-0		4-0-0		0-0-0										
5-3-0		0-1-0		0-0-		AWAY		2-0-0		0-2-0		3-0-0										
4-10-0		0-2-0		0-4-0		NEUTRAL		2-1-0		1-2-0		1-1-0										
17-7-0		0-0-0		2-2-0		CONFERENCE		7-0-0		4-3-0		4-2-0										
10-2-0		0-0-0		2-0-0		HOME		4-0-0		3-1-0		1-1-0										
6-3-0		0-0-0		0-0-0		AWAY		3-0-0		0-2-0		3-1-0										
1-2-0		0-0-0		0-2-0		NEUTRAL		0-0-0		1-0-0		0-0-0										
RPI	S	Opponent		Score		RPI	S	Opponent		Score		RPI	S	Opponent		Score						
6	A	Georgia		4	7	32	N	Maryland		3	4	51	N	Kansas		1	2	104	A	Fla. Gulf Coast	1	5
22	N	Georgia Tech		3	4	33	N	East Carolina		0	1	67	N	Iowa		5	4	104	A	Fla. Gulf Coast	0	14
22	N	Georgia Tech		1	5	39	N	Illinois St.		0	2	78	A	Georgia St.		4	2	109	H	Butler	2	0
						44	N	Memphis		0	1	78	A	Georgia St.		4	0	112	H	Campbell	3	5
						48	H	Jacksonville		4	0	84	N	Radford		3	1	112	H	Campbell	8	1
						48	H	Jacksonville		4	0	93	H	Kennesaw St.		1	0	112	N	Campbell	7	2
						48	N	Jacksonville		1	3	93	H	Kennesaw St.		2	0	120	H	Appalachian St.	3	0
						48	N	Jacksonville		1	7	95	A	S.C. Upstate		11	6	120	N	Appalachian St.	0	4
												95	A	S.C. Upstate		1	0	128	H	Western Ky.	9	5
												95	A	S.C. Upstate		7	3	128	H	Western Ky.	3	2
												99	H	Mercer		1	0	129	N	St. Louis	1	3
												99	H	Mercer		1	0	139	A	Middle Tenn.	1	3
																		139	A	Middle Tenn.	3	4
																		142	H	North Florida	7	0
																		142	H	North Florida	8	0
																		150	N	Providence	8	2
																		182	A	Coastal Caro.	6	4
																		186	A	Stetson	1	6
																		186	A	Stetson	4	1
																		216	N	Samford	10	0
																		225	A	East Tenn. St.	9	0
																		225	A	East Tenn. St.	9	2
																		231	N	Indiana St.	1	3
																		247	H	Belmont	6	0
																		247	H	Belmont	0	1
																		263	A	Western Caro.	11	2
																		263	A	Western Caro.	1	0

TOTALS		RPI 1-25		RPI 26-50		W-L RECORDS		RPI 51-100		RPI 101-150		RPI 150+										
30-20-0		0-3-0		2-6-0		OVERALL		11-1-0		9-7-0		8-3-0										
14-2-0		0-0-0		2-0-0		HOME		4-0-0		7-1-0		1-1-0										
11-6-0		0-1-0		0-0-0		AWAY		5-0-0		0-4-0		6-1-0										
5-12-0		0-2-0		0-6-0		NEUTRAL		2-1-0		2-2-0		1-1-0										
13-13-0		0-3-0		0-4-0		NON-CONFERENCE		4-1-0		5-4-0		4-1-0										
4-0-0		0-0-0		0-0-0		HOME		0-0-0		4-0-0		0-0-0										
5-3-0		0-1-0		0-0-		AWAY		2-0-0		0-2-0		3-0-0										
4-10-0		0-2-0		0-4-0		NEUTRAL		2-1-0		1-2-0		1-1-0										
17-7-0		0-0-0		2-2-0		CONFERENCE		7-0-0		4-3-0		4-2-0										
10-2-0		0-0-0		2-0-0		HOME		4-0-0		3-1-0		1-1-0										
6-3-0		0-0-0		0-0-0		AWAY		3-0-0		0-2-0		3-1-0										
1-2-0		0-0-0		0-2-0		NEUTRAL		0-0-0		1-0-0		0-0-0										
RPI	S	Opponent		Score		RPI	S	Opponent		Score		RPI	S	Opponent		Score						
6	A	Georgia		4	7	32	N	Maryland		3	4	51	N	Kansas		1	2	104	A	Fla. Gulf Coast	1	5
22	N	Georgia Tech		3	4	33	N	East Carolina		0	1	67	N	Iowa		5	4	104	A	Fla. Gulf Coast	0	14
22	N	Georgia Tech		1	5	39	N	Illinois St.		0	2	78	A	Georgia St.		4	2	109	H	Butler	2	0
						44	N	Memphis		0	1	78	A	Georgia St.		4	0	112	H	Campbell	3	5
						48	H	Jacksonville		4	0	84	N	Radford		3	1	112	H	Campbell	8	1
						48	H	Jacksonville		4	0	93	H	Kennesaw St.		1	0	112	N	Campbell	7	2
						48	N	Jacksonville		1	3	93	H	Kennesaw St.		2	0	120	H	Appalachian St.	3	0
						48	N	Jacksonville		1	7	95	A	S.C. Upstate		11	6	120	N	Appalachian St.	0	4
												95	A	S.C. Upstate		1	0	128	H	Western Ky.	9	5
												95	A	S.C. Upstate		7	3	128	H	Western Ky.	3	2
												99	H	Mercer		1	0	129	N	St. Louis	1	3
												99	H	Mercer		1	0	139	A	Middle Tenn.	1	3
																		139	A	Middle Tenn.	3	4
																		142	H	North Florida	7	0
																		142	H	North Florida	8	0
																		150	N	Providence	8	2
																		182	A	Coastal Caro.	6	4
																		186	A	Stetson	1	6
																		186	A	Stetson	4	1
																		216	N	Samford	10	0
																		225	A	East Tenn. St.	9	0
																		225	A	East Tenn. St.	9	2
																		231	N	Indiana St.	1	3
																		247	H	Belmont	6	0
																		247	H	Belmont	0	1
																		263	A	Western Caro.	11	2
																		263	A	Western Caro.	1	0

Non-Div. I Games:

Lipscomb

Average RPI Win: 127		WON-LOST	WINNING	LAST 10	STRENGTH OF	OPP. STRENGTH	TEAM	ADJ	CONF.	ADJ CONF.				
Average RPI Loss: 47		RECORD	PCT. RANK	GAMES	SCHEDULE	OF SCHEDULE	RPI	RPI	RPI	RPI				
DIV. I ONLY		24-32-0	.42857	185	2-8-0	30	22	75	.54516	69	3	3		
DIV. I NON-CONF.		14-13-0	.51852	119	0-0-0	119	129	100	.52045	93	3	3		
<hr/>														
TOTALS		RPI 1-25		RPI 26-50		W-L RECORDS		RPI 51-100		RPI 101-150		RPI 150+		
24-32-0		3-17-0		3-5-0		OVERALL		4-6-0		4-1-0		10-3-0		
17-7-0		1-3-0		1-2-0		HOME		3-1-0		4-0-0		8-1-0		
3-15-0		2-12-0		0-1-0		AWAY		0-1-0		0-1-0		1-0-0		
4-10-0		0-2-0		2-2-0		NEUTRAL		1-4-0		0-0-0		1-2-0		
14-13-0		1-1-0		2-3-0		NON-CONFERENCE		2-6-0		1-1-0		8-2-0		
9-1-0		1-0-0		0-0-0		HOME		1-1-0		1-0-0		6-0-0		
1-3-0		0-0-0		0-0-		AWAY		0-1-0		0-1-0		1-0-0		
4-9-0		0-1-0		2-2-0		NEUTRAL		1-4-0		0-0-0		1-2-0		
10-19-0		2-16-0		1-2-0		CONFERENCE		2-0-0		3-0-0		2-1-0		
8-6-0		0-3-0		1-2-0		HOME		2-0-0		3-0-0		2-1-0		
2-12-0		2-12-0		0-0-0		AWAY		0-0-0		0-0-0		0-0-0		
0-1-0		0-1-0		0-0-0		NEUTRAL		0-0-0		0-0-0		0-0-0		
RPI	S	Opponent		Score	RPI	S	Opponent		Score	RPI	S	Opponent		Score
2	A	Florida		0 8	28	H	Auburn		3 5	62	N	Purdue		0 5
2	A	Florida		1 18	28	H	Auburn		4 5	64	H	Southern Ill.		10 8
3	A	Alabama		2 5	28	H	Auburn		4 3	64	H	Southern Ill.		4 9
3	A	Alabama		3 13	38	A	UAB		0 8	78	N	Georgia St.		5 8
3	A	Alabama		2 6	42	N	North Carolina		4 12	82	H	South Carolina		2 1
3	N	Alabama		1 5	42	N	North Carolina		2 8	82	H	South Carolina		11 5
6	A	Georgia		2 10	49	N	Florida St.		9 8	93	A	Kennesaw St.		2 3
6	A	Georgia		3 4	49	N	Florida St.		8 7	98	N	Ill.-Chicago		4 5
6	A	Georgia		8 6						98	N	Ill.-Chicago		5 2
12	N	Washington		5 18						99	N	Mercer		5 6
13	A	Tennessee		0 8								UNLV		9 10
13	A	Tennessee		3 2								Butler		2 0
13	A	Tennessee		0 2								Arkansas		6 5
14	H	Texas A&M		7 3								Arkansas		2 0
17	A	Kentucky		0 8								Arkansas		3 0
17	A	Kentucky		6 12								Ole Miss		9 3
17	A	Kentucky		0 5								Ole Miss		3 0
24	H	LSU		1 3								Ole Miss		0 6
24	H	LSU		2 4								Southern Miss.		6 4
24	H	LSU		6 7								Southern Miss.		4 14
					LAST 10 GAMES									
					3	N	Alabama		1 5	24	H	LSU		6 7
					6	A	Georgia		2 10	24	H	LSU		2 4
					6	A	Georgia		3 4	13	A	Tennessee		3 2
					6	A	Georgia		8 6	13	A	Tennessee		0 8
					24	H	LSU		1 3	13	A	Tennessee		0 2

Non-Div. I Games:

Mississippi St.

Average RPI Win:		137	WON-LOST RECORD		WINNING PCT. RANK		LAST 10 GAMES		STRENGTH OF SCHEDULE		OPP. STRENGTH OF SCHEDULE		TEAM RPI		ADJ RPI		CONF. RPI		ADJ CONF. RPI					
DIV. I ONLY			21-28-0		.42857		185		2-8-0		16		43		69		.54508		70		2		2	
DIV. I NON-CONF.			18-13-0		.58065		94		0-0-0		107		165		78		.53026		81		2		2	
TOTALS		RPI 1-25		RPI 26-50		W-L RECORDS		RPI 51-100		RPI 101-150		RPI 150+												
21-28-0		2-13-0		0-3-0		OVERALL		6-8-0		4-4-0		9-0-0												
11-10-0		2-3-0		0-2-0		HOME		3-4-0		3-1-0		3-0-0												
4-15-0		0-9-0		0-1-0		AWAY		1-3-0		0-2-0		3-0-0												
6-3-0		0-1-0		0-0-0		NEUTRAL		2-1-0		1-1-0		3-0-0												
18-13-0		0-1-0		0-1-0		NON-CONFERENCE		5-7-0		4-4-0		9-0-0												
8-4-0		0-0-0		0-0-0		HOME		2-3-0		3-1-0		3-0-0												
4-6-0		0-0-0		0-0-		AWAY		1-3-0		0-2-0		3-0-0												
6-3-0		0-1-0		0-0-0		NEUTRAL		2-1-0		1-1-0		3-0-0												
3-15-0		2-12-0		0-2-0		CONFERENCE		1-1-0		0-0-0		0-0-0												
3-6-0		2-3-0		0-2-0		HOME		1-1-0		0-0-0		0-0-0												
0-9-0		0-9-0		0-0-0		AWAY		0-0-0		0-0-0		0-0-0												
0-0-0		0-0-0		0-0-0		NEUTRAL		0-0-0		0-0-0		0-0-0												
RPI	S	Opponent		Score		RPI	S	Opponent		Score		RPI	S	Opponent		Score								
4	A	Missouri		2 8		27	A	Tulsa		3 9		51	H	Kansas		4 3								
4	A	Missouri		1 8		31	H	Texas Tech		5 16		51	H	Kansas		6 8								
7	A	Texas		1 6		31	H	Texas Tech		5 15		62	N	Purdue		2 11								
7	A	Texas		0 3								62	N	Purdue		8 5								
9	H	Baylor		6 4								67	A	Iowa		3 4								
9	H	Baylor		1 10								73	A	Texas St.		0 3								
10	A	Oklahoma		1 4								73	A	Texas St.		5 7								
10	A	Oklahoma		0 13								74	H	Minnesota		0 1								
14	A	Texas A&M		0 8								74	H	Minnesota		3 11								
14	A	Texas A&M		5 7								86	A	Drake		2 1								
15	H	Oklahoma St.		4 3								86	H	Drake		8 6								
15	H	Oklahoma St.		1 15								86	N	Drake		3 2								
21	A	Nebraska		7 8								87	H	Valparaiso		11 4								
21	H	Nebraska		1 10								87	H	Valparaiso		2 11								
23	N	Notre Dame		0 1																				
						LAST 10 GAMES																		
						4 A Missouri						10 A Oklahoma												
						4 A Missouri						9 H Baylor												
						21 H Nebraska						9 H Baylor												
						21 A Nebraska						51 H Kansas												
						10 A Oklahoma						51 H Kansas												

Non-Div. I Games:

Iowa St.

Average RPI Win: 113		WON-LOST RECORD		WINNING PCT. RANK		LAST 10 GAMES		STRENGTH OF SCHEDULE		OPP. STRENGTH OF SCHEDULE		TEAM RPI		ADJ RPI		CONF. RPI		ADJ CONF. RPI	
DIV. I ONLY		26-23-0		.53061 124		6-4-0		60		48		71		.54407 71		5		4	
DIV. I NON-CONF.		19-10-0		.65517 52		1-0-0		115		112		64		.5526 65		5		5	
TOTALS		RPI 1-25		RPI 26-50		W-L RECORDS		RPI 51-100		RPI 101-150		RPI 150+							
26-23-0		0-6-0		5-6-0		OVERALL		6-5-0		7-1-0		8-5-0							
11-6-0		0-0-0		2-4-0		HOME		2-1-0		2-0-0		5-1-0							
8-10-0		0-4-0		3-1-0		AWAY		3-2-0		2-0-0		0-3-0							
7-7-0		0-2-0		0-1-0		NEUTRAL		1-2-0		3-1-0		3-1-0							
19-10-0		0-3-0		2-0-0		NON-CONFERENCE		2-3-0		7-1-0		8-3-0							
7-1-0		0-0-0		0-0-0		HOME		0-0-0		2-0-0		5-1-0							
5-3-0		0-1-0		2-0-		AWAY		1-1-0		2-0-0		0-1-0							
7-6-0		0-2-0		0-0-0		NEUTRAL		1-2-0		3-1-0		3-1-0							
7-13-0		0-3-0		3-6-0		CONFERENCE		4-2-0		0-0-0		0-2-0							
4-5-0		0-0-0		2-4-0		HOME		2-1-0		0-0-0		0-0-0							
3-7-0		0-3-0		1-1-0		AWAY		2-1-0		0-0-0		0-2-0							
0-1-0		0-0-0		0-1-0		NEUTRAL		0-0-0		0-0-0		0-0-0							
RPI S	Opponent	Score		RPI S	Opponent	Score		RPI S	Opponent	Score		RPI S	Opponent	Score					
2 N	Florida	0	9	32 A	Maryland	2	1	52 A	Virginia Tech	3	0	102 N	North Dakota St.	10	2				
6 A	Georgia	4	13	32 A	Maryland	1	3	52 A	Virginia Tech	3	1	104 N	Fla. Gulf Coast	8	2				
22 A	Georgia Tech	0	14	32 N	Maryland	3	4	52 A	Virginia Tech	2	6	138 H	Fairfield	7	2				
22 A	Georgia Tech	4	5	33 A	East Carolina	2	1	56 A	South Fla.	6	8	140 A	Elon	13	1				
22 A	Georgia Tech	4	8	33 A	East Carolina	5	4	60 N	FIU	4	5	140 A	Elon	4	2				
25 N	Louisville	2	3	42 H	North Carolina	2	10	65 H	Virginia	0	1	143 H	James Madison	8	4				
				42 H	North Carolina	3	1	65 H	Virginia	1	0	146 N	Marshall	4	6				
				42 H	North Carolina	0	6	65 H	Virginia	3	2	146 N	Marshall	2	1				
				49 H	Florida St.	4	2	82 A	South Carolina	4	2	151 H	Charlotte	8	0				
				49 H	Florida St.	2	3	88 N	St. Joseph's	3	5	151 H	Charlotte	7	2				
				49 H	Florida St.	2	7	88 N	St. Joseph's	7	6	160 H	UNC Greensboro	8	5				
												160 H	UNC Greensboro	9	0				
												161 N	Long Island	7	5				
												166 A	Boston College	0	2				
												166 A	Boston College	3	5				
												177 A	Tennessee Tech	1	3				
												207 H	Maine	3	2				
												208 N	Buffalo	6	1				
												209 H	Stony Brook	3	4				
												222 N	Winthrop	8	0				
												233 N	Georgetown	1	2				
				LAST 10 GAMES															
				32 N	Maryland	3	4	52 A	Virginia Tech	2	6								
				65 H	Virginia	0	1	52 A	Virginia Tech	3	0								
				65 H	Virginia	3	2	82 A	South Carolina	4	2								
				65 H	Virginia	1	0	32 A	Maryland	2	1								
				52 A	Virginia Tech	3	1	32 A	Maryland	1	3								

Non-Div. I Games:

North Carolina St.

Average RPI Win:		135	WON-LOST RECORD		WINNING PCT. RANK	LAST 10 GAMES	STRENGTH OF SCHEDULE		OPP. STRENGTH OF SCHEDULE	TEAM RPI	ADJ RPI	CONF. RPI	ADJ CONF. RPI				
DIV. I ONLY			30-23-0		.56604	99	6-4-0		75	70	68	.54165	72	4	5		
DIV. I NON-CONF.			21-12-0		.63636	62	1-1-0		128	136	75	.54154	75	4	4		
TOTALS		RPI 1-25		RPI 26-50		W-L RECORDS		RPI 51-100		RPI 101-150		RPI 150+					
30-23-0		0-5-0		1-8-0		OVERALL		11-6-0		8-2-0		10-2-0					
11-8-0		0-3-0		1-1-0		HOME		2-2-0		3-1-0		5-1-0					
8-11-0		0-1-0		0-7-0		AWAY		4-2-0		3-1-0		1-0-0					
11-4-0		0-1-0		0-0-0		NEUTRAL		5-2-0		2-0-0		4-1-0					
21-12-0		0-3-0		0-3-0		NON-CONFERENCE		5-2-0		6-2-0		10-2-0					
6-3-0		0-1-0		0-0-0		HOME		0-0-0		1-1-0		5-1-0					
4-5-0		0-1-0		0-0-		AWAY		0-0-0		3-1-0		1-0-0					
11-4-0		0-1-0		0-0-0		NEUTRAL		5-2-0		2-0-0		4-1-0					
9-11-0		0-2-0		1-5-0		CONFERENCE		6-4-0		2-0-0		0-0-0					
5-5-0		0-2-0		1-1-0		HOME		2-2-0		2-0-0		0-0-0					
4-6-0		0-0-0		0-4-0		AWAY		4-2-0		0-0-0		0-0-0					
0-0-0		0-0-0		0-0-0		NEUTRAL		0-0-0		0-0-0		0-0-0					
RPI	S	Opponent		Score		RPI	S	Opponent		Score		RPI	S	Opponent		Score	
7	A	Texas		1	15	30	A	Indiana		3	4	62	A	Purdue		3	4
11	H	Michigan		1	9	30	A	Indiana		3	6	62	A	Purdue		4	1
11	H	Michigan		1	2	41	A	San Diego St.		0	6	63	H	Northwestern		9	8
23	H	Notre Dame		1	9	43	H	Illinois		2	4	63	H	Northwestern		0	2
25	N	Louisville		0	3	43	H	Illinois		2	1	67	A	Iowa		6	3
						46	A	Penn St.		5	8	67	A	Iowa		7	6
						46	A	Penn St.		2	3	73	N	Texas St.		4	0
						49	A	Florida St.		1	7	74	H	Minnesota		5	3
						49	A	Florida St.		0	9	74	H	Minnesota		0	1
												80	N	Missouri St.		2	6
												80	N	Missouri St.		9	2
												81	N	Harvard		7	4
												81	N	Harvard		5	2
												82	A	Michigan St.		0	8
												82	A	Michigan St.		10	4
												94	N	Utah		2	3
												94	N	Utah		5	3
						LAST 10 GAMES											
						141	H	Ohio St.		8	0	167	H	Green Bay		2	4
						141	H	Ohio St.		11	3	11	H	Michigan		1	2
						62	A	Purdue		3	4	11	H	Michigan		1	9
						62	A	Purdue		4	1	67	A	Iowa		6	3
						167	H	Green Bay		5	1	67	A	Iowa		7	6

Non-Div. I Games:

Wisconsin

[illegible]

Non-Div. I Games:

Texas St.

**T
e
x
a
s
s
t
.**

Texts.

Texas St.

[illegible]

Non-Div. I Games:

Minnesota

Average RPI Win: 187		WON-LOST	WINNING	LAST 10	STRENGTH OF		OPP. STRENGTH	TEAM	ADJ		CONF.	ADJ CONF.			
Average RPI Loss: 140		RECORD	PCT. RANK	GAMES	SCHEDULE		OF SCHEDULE	RPI	RPI		RPI	RPI			
DIV. I ONLY		40-12-0	.76923	14	7-3-0		210	207	70		.53704	75			
DIV. I NON-CONF.		13-6-0	.68421	43	0-0-0		221	235	99		.51526	102			
TOTALS		RPI 1-25	RPI 26-50		W-L RECORDS		RPI 51-100		RPI 101-150		RPI 150+				
40-12-0		0-0-0	0-1-0		OVERALL		2-2-0		9-3-0		29-6-0				
15-4-0		0-0-0	0-0-0		HOME		2-2-0		5-0-0		8-2-0				
13-5-0		0-0-0	0-1-0		AWAY		0-0-0		3-1-0		10-3-0				
12-3-0		0-0-0	0-0-0		NEUTRAL		0-0-0		1-2-0		11-1-0				
13-6-0		0-0-0	0-1-0		NON-CONFERENCE		0-1-0		2-3-0		11-1-0				
0-1-0		0-0-0	0-0-0		HOME		0-1-0		0-0-0		0-0-0				
1-2-0		0-0-0	0-0-		AWAY		0-0-0		1-1-0		0-0-0				
12-3-0		0-0-0	0-0-0		NEUTRAL		0-0-0		1-2-0		11-1-0				
27-6-0		0-0-0	0-0-0		CONFERENCE		2-1-0		7-0-0		18-5-0				
15-3-0		0-0-0	0-0-0		HOME		2-1-0		5-0-0		8-2-0				
12-3-0		0-0-0	0-0-0		AWAY		0-0-0		2-0-0		10-3-0				
0-0-0		0-0-0	0-0-0		NEUTRAL		0-0-0		0-0-0		0-0-0				
RPI	S	Opponent	Score	RPI	S	Opponent	Score	RPI	S	Opponent	Score	RPI	S	Opponent	Score
				38	A	UAB	0 3	64	H	Southern Ill.	0 2	109	N	Butler	6 0
								76	H	Jacksonville St.	0 4	116	A	La.-Monroe	1 2
								76	H	Jacksonville St.	3 1	116	A	La.-Monroe	1 0
								76	H	Jacksonville St.	4 3	120	N	Appalachian St.	0 3
												133	H	UT Martin	9 3
												133	H	UT Martin	5 4
												133	H	UT Martin	2 1
												133	H	UT Martin	4 1
												137	A	SIU Edwardsville	7 5
												137	A	SIU Edwardsville	7 0
												137	H	SIU Edwardsville	1 0
												148	N	Northwestern St.	1 3
												165	A	Southeast Mo. St.	4 8
												165	H	Southeast Mo. St.	2 0
												165	H	Southeast Mo. St.	1 9
												165	H	Southeast Mo. St.	0 4
												165	H	Southeast Mo. St.	4 0
												171	N	Houston Baptist	7 3
												177	A	Tennessee Tech	6 4
												177	A	Tennessee Tech	3 1
												177	A	Tennessee Tech	0 2
												179	A	Murray St.	5 0
												179	A	Murray St.	4 0
												179	A	Murray St.	5 2
												185	N	Akron	3 0
												194	N	Stephen F. Austin	2 4
												196	N	Fairleigh Dickinson	2 1
LAST 10 GAMES															
				165	H	Southeast Mo. St.	1 9	201	H	Morehead St.	2 1	179	A	Murray St.	4 0
				133	H	UT Martin	9 3	76	H	Jacksonville St.	3 1	179	A	Murray St.	5 2
				165	H	Southeast Mo. St.	0 4	76	H	Jacksonville St.	0 4	185	N	Akron	3 0
				201	H	Morehead St.	3 1	76	H	Jacksonville St.	4 3	194	N	Stephen F. Austin	2 4
				201	H	Morehead St.	7 1	248	A	Austin Peay	11 2	196	N	Fairleigh Dickinson	2 1

Non-Div. I Games:

Eastern Ill.

E
a
s
t
e
r
n
I
l
l
.

Eastern Illinois.

Eastern Ill.

[illegible]

Non-Div. I Games:

Jacksonville St.

RPI	S	Opponent	Score	
201	H	Morehead St.	12	9
201	H	Morehead St.	10	3
216	A	Samford	10	1
216	A	Samford	7	3
216	H	Samford	6	0
216	H	Samford	9	0
243	H	Southern U.	11	3
248	H	Austin Peay	5	0
248	H	Austin Peay	5	2
248	H	Austin Peay	1	0
252	A	Tennessee St.	3	1
252	A	Tennessee St.	8	3
252	H	Tennessee St.	9	1
278	N	Alabama St.	10	1
280	N	Alabama A&M	9	4

Jacksonville St.

J
a
c
k
s
o
n
v
i
l
l
e
s
t
.

J
a
c
k
s
o
n
v
i
l
l
e
s
t
.

Average RPI Win: 166		WON-LOST	WINNING	LAST 10	STRENGTH OF		OPP. STRENGTH	TEAM	ADJ	CONF.	ADJ CONF.
Average RPI Loss: 34		RECORD	PCT. RANK	GAMES	SCHEDULE		OF SCHEDULE	RPI	RPI	RPI	RPI
DIV. I ONLY		19-28-0	.40426	197	28		21	82	.53568	77	1
DIV. I NON-CONF.		17-9-0	.65385	54	213		170	95	.51801	96	1
TOTALS		RPI 1-25	RPI 26-50		W-L RECORDS		RPI 51-100		RPI 101-150		RPI 150+
19-28-0		2-21-0	1-0-0		OVERALL		2-4-0		3-2-0		11-1-0
8-7-0		2-7-0	0-0-0		HOME		0-0-0		2-0-0		4-0-0
3-14-0		0-12-0	0-0-0		AWAY		0-1-0		0-1-0		3-0-0
8-7-0		0-2-0	1-0-0		NEUTRAL		2-3-0		1-1-0		4-1-0
17-9-0		0-2-0	1-0-0		NON-CONFERENCE		2-4-0		3-2-0		11-1-0
6-0-0		0-0-0	0-0-0		HOME		0-0-0		2-0-0		4-0-0
3-2-0		0-0-0	0-0-		AWAY		0-1-0		0-1-0		3-0-0
8-7-0		0-2-0	1-0-0		NEUTRAL		2-3-0		1-1-0		4-1-0
2-19-0		2-19-0	0-0-0		CONFERENCE		0-0-0		0-0-0		0-0-0
2-7-0		2-7-0	0-0-0		HOME		0-0-0		0-0-0		0-0-0
0-12-0		0-12-0	0-0-0		AWAY		0-0-0		0-0-0		0-0-0
0-0-0		0-0-0	0-0-0		NEUTRAL		0-0-0		0-0-0		0-0-0
RPI S	Opponent	Score	RPI S	Opponent	Score	RPI S	Opponent	Score	RPI S	Opponent	Score
1 A	Arizona St.	1 7	49 N	Florida St.	6 5	63 N	Northwestern	4 8	110 N	UC Santa Barbara	0 3
1 A	Arizona St.	0 3				63 N	Northwestern	2 3	120 N	Appalachian St.	8 0
1 A	Arizona St.	0 1				91 A	Cal St. Fullerton	2 3	134 A	Portland St.	0 1
5 H	California	0 9				92 N	North Texas	3 2	134 H	Portland St.	4 3
5 H	California	0 1				95 N	S.C. Upstate	1 2	134 H	Portland St.	2 0
5 H	California	0 4				96 N	Western Mich.	8 0	158 A	UC Davis	1 0
6 N	Georgia	7 12							161 N	Long Island	0 3
8 H	Arizona	3 6							171 N	Southern Miss.	1 0
8 H	Arizona	3 1							179 N	Murray St.	7 3
8 H	Arizona	1 4							211 N	St. Mary's (CA)	1 0
12 H	Washington	4 3							235 N	Bradley	8 6
12 H	Washington	4 5							240 H	Utah St.	9 0
12 H	Washington	1 6							240 H	Utah St.	8 1
16 A	Stanford	0 7							267 A	Santa Clara	4 3
16 A	Stanford	1 3							269 A	Seattle	5 2
16 A	Stanford	1 8							273 H	Weber St.	8 0
18 A	Oregon	4 7							273 H	Weber St.	5 0
18 A	Oregon	1 7									
18 A	Oregon	1 8									
19 A	UCLA	2 6									
19 A	UCLA	2 12									
19 A	UCLA	1 9									
21 N	Nebraska	1 4									
LAST 10 GAMES											
12 H	Washington	4 5	5 H	California	0 1						
12 H	Washington	4 3	5 H	California	0 9						
12 H	Washington	1 6	1 A	Arizona St.	1 7						
134 A	Portland St.	0 1	1 A	Arizona St.	0 3						
5 H	California	0 4	1 A	Arizona St.	0 1						

Non-Div. I Games:

Oregon St.

Average RPI Win:	168	WON-LOST RECORD	WINNING PCT. RANK	LAST 10 GAMES	STRENGTH OF SCHEDULE	OPP. STRENGTH OF SCHEDULE	TEAM RPI	ADJ RPI	CONF. RPI	ADJ CONF. RPI		
DIV. I ONLY		36-25-0	.59016	81	4-6-0	87	132	74	.53285	78	18	19
DIV. I NON-CONF.		17-19-0	.47222	147	0-2-0	94	73	104	.51229	104	18	21
<hr/>												
TOTALS	RPI 1-25	RPI 26-50		W-L RECORDS		RPI 51-100		RPI 101-150		RPI 150+		
36-25-0	0-3-0	1-7-0		OVERALL		8-9-0		5-1-0		22-5-0		
15-8-0	0-1-0	0-2-0		HOME		0-3-0		2-1-0		13-1-0		
14-10-0	0-2-0	1-2-0		AWAY		5-5-0		2-0-0		6-1-0		
7-7-0	0-0-0	0-3-0		NEUTRAL		3-1-0		1-0-0		3-3-0		
17-19-0	0-3-0	1-7-0		NON-CONFERENCE		6-5-0		3-1-0		7-3-0		
7-7-0	0-1-0	0-2-0		HOME		0-3-0		2-1-0		5-0-0		
5-5-0	0-2-0	1-0-		AWAY		3-1-0		0-0-0		1-0-0		
5-7-0	0-0-0	0-3-0		NEUTRAL		3-1-0		1-0-0		1-3-0		
19-6-0	0-0-0	0-0-0		CONFERENCE		2-4-0		2-0-0		15-2-0		
8-1-0	0-0-0	0-0-0		HOME		0-0-0		0-0-0		8-1-0		
9-5-0	0-0-0	0-0-0		AWAY		2-4-0		2-0-0		5-1-0		
2-0-0	0-0-0	0-0-0		NEUTRAL		0-0-0		0-0-0		2-0-0		
RPI	S	Opponent	Score	RPI	S	Opponent	Score	RPI	S	Opponent	Score	
6	A	Georgia	0 8	26	H	Syracuse	1 13	54	A	Hofstra	0 4	
22	A	Georgia Tech	0 1	28	A	Auburn	2 4	54	A	Hofstra	4 2	
22	H	Georgia Tech	0 3	38	N	UAB	0 3	54	A	Hofstra	2 0	
				44	H	Memphis	2 3	54	A	Hofstra	0 1	
				45	A	Chattanooga	2 1	54	A	Hofstra	1 4	
				45	A	Chattanooga	1 4	54	A	Hofstra	0 2	
				46	N	Penn St.	0 1	62	N	Purdue	4 5	
				49	N	Florida St.	1 6	68	H	Lipscomb	0 4	
								68	H	Lipscomb	2 4	
								69	N	Mississippi St.	8 5	
								85	N	Miami (OH)	7 3	
								85	N	Miami (OH)	4 2	
								93	A	Kennesaw St.	3 1	
								93	A	Kennesaw St.	1 0	
								93	H	Kennesaw St.	2 3	
								99	A	Mercer	2 8	
								99	A	Mercer	3 2	

Non-Div. I Games:

Georgia St.

RPI	S	Opponent	Score	
229	A	Drexel	13	1
247	N	Belmont	8	2
252	N	Tennessee St.	0	5
257	H	UNC Wilmington	4	1
257	H	UNC Wilmington	3	0
257	H	UNC Wilmington	4	1

Georgia St.

G
e
o
r
g
i
a
S
t
.

G
e
o
r
g
i
a
S
t
.

Average RPI Win:		161	WON-LOST RECORD		WINNING PCT. RANK		LAST 10 GAMES		STRENGTH OF SCHEDULE		OPP. STRENGTH OF SCHEDULE		TEAM RPI		ADJ RPI		CONF. RPI		ADJ CONF. RPI				
DIV. I ONLY			33-20-0		.62264 66		5-5-0		137		98		79		.53269 79		11		11				
DIV. I NON-CONF.			17-12-0		.58621 90		0-0-0		141		116		85		.52653 84		11		11				
TOTALS		RPI 1-25		RPI 26-50				W-L RECORDS				RPI 51-100				RPI 101-150				RPI 150+			
33-20-0		0-4-0		4-9-0				OVERALL				4-1-0				5-2-0				20-4-0			
14-0-0		0-0-0		3-0-0				HOME				0-0-0				0-0-0				11-0-0			
11-10-0		0-0-0		0-6-0				AWAY				4-1-0				0-0-0				7-3-0			
8-10-0		0-4-0		1-3-0				NEUTRAL				0-0-0				5-2-0				2-1-0			
17-12-0		0-4-0		1-4-0				NON-CONFERENCE				1-1-0				5-2-0				10-1-0			
5-0-0		0-0-0		0-0-0				HOME				0-0-0				0-0-0				5-0-0			
5-3-0		0-0-0		0-0-				AWAY				1-1-0				0-0-0				4-0-0			
7-9-0		0-4-0		1-2-0				NEUTRAL				0-0-0				5-2-0				1-1-0			
16-8-0		0-0-0		3-5-0				CONFERENCE				3-0-0				0-0-0				10-3-0			
9-0-0		0-0-0		3-0-0				HOME				0-0-0				0-0-0				6-0-0			
6-7-0		0-0-0		0-4-0				AWAY				3-0-0				0-0-0				3-3-0			
1-1-0		0-0-0		0-1-0				NEUTRAL				0-0-0				0-0-0				1-0-0			
RPI	S	Opponent		Score		RPI	S	Opponent		Score		RPI	S	Opponent		Score		RPI	S	Opponent		Score	
1	N	Arizona St.		3	9	35	A	Long Beach St.		0	2	55	A	Hawaii		2	1	101	N	UNLV		0	9
12	N	Washington		1	4	35	A	Long Beach St.		0	2	55	A	Hawaii		7	4	123	N	Loyola Marymount		2	1
13	N	Tennessee		1	15	35	N	Long Beach St.		5	7	55	A	Hawaii		3	2	123	N	Loyola Marymount		3	4
18	N	Oregon		0	10	36	A	Fresno St.		2	3	94	A	Utah		1	2	127	N	Albany (NY)		8	1
						36	H	Fresno St.		3	2	94	A	Utah		9	8	127	N	Albany (NY)		6	3
						36	H	Fresno St.		12	9							132	N	Cal Poly		7	5
						36	H	Fresno St.		4	3							147	N	Cal St. Northridge		8	4
						37	N	BYU		11	12							158	N	UC Davis		2	0
						46	N	Penn St.		1	0							183	H	Louisiana Tech		8	0
						50	A	New Mexico St.		10	11							183	H	Louisiana Tech		6	2
						50	A	New Mexico St.		3	16							183	H	Louisiana Tech		11	3
						50	A	New Mexico St.		6	7							183	N	Louisiana Tech		3	2
						50	N	New Mexico St.		0	7							189	H	Nevada		8	3
																		189	H	Nevada		13	0
																		189	H	Nevada		11	10
																		205	A	San Jose St.		12	1
																		205	A	San Jose St.		3	5
																		205	A	San Jose St.		12	1
																		210	H	Southern Utah		2	0
																		210	H	Southern Utah		12	0
																		210	H	Southern Utah		7	3
																		211	A	St. Mary's (CA)		5	3
																		221	A	UC Riverside		13	11
						36	A	Fresno St.		2	3	50	A	New Mexico St.		10	11	240	A	Utah St.		6	7
						50	N	New Mexico St.		0	7	36	H	Fresno St.		12	9	240	A	Utah St.		3	4
						183	N	Louisiana Tech		3	2	36	H	Fresno St.		3	2	240	A	Utah St.		10	1
						50	A	New Mexico St.		6	7	36	H	Fresno St.		4	3	240	A	Utah St.			
						50	A	New Mexico St.		3	16	55	A	Hawaii		3	2	250	N	Utah Valley		2	3

Non-Div. I Games:

Boise St.

Boise St.

Through Games Of Final

RPI	S	Opponent	Score	
267	A	Santa Clara	5	0
267	A	Santa Clara	7	0
269	H	Seattle	14	1
269	H	Seattle	8	0

Boise St.

B
o
i
s
e
s
t
.

B
o
i
s
e
s
t
.

Average RPI Win:		154	WON-LOST RECORD		WINNING PCT. RANK		LAST 10 GAMES		STRENGTH OF SCHEDULE		OPP. STRENGTH OF SCHEDULE		TEAM RPI		ADJ RPI		CONF. RPI		ADJ CONF. RPI				
Average RPI Loss:		64																					
DIV. I ONLY			30-25-0		.54545 115		8-2-0		82		79		81		.53211 80		13		13				
DIV. I NON-CONF.			13-14-0		.48148 144		1-2-0		21		17		63		.5534 64		12		12				
TOTALS		RPI 1-25		RPI 26-50		W-L RECORDS		RPI 51-100		RPI 101-150		RPI 150+											
30-25-0		0-7-0		2-6-0		OVERALL		6-5-0		8-6-0		14-1-0											
14-9-0		0-1-0		1-0-0		HOME		3-2-0		6-5-0		4-1-0											
10-12-0		0-5-0		0-4-0		AWAY		2-2-0		1-1-0		7-0-0											
6-4-0		0-1-0		1-2-0		NEUTRAL		1-1-0		1-0-0		3-0-0											
13-14-0		0-7-0		1-3-0		NON-CONFERENCE		5-1-0		4-3-0		3-0-0											
4-3-0		0-1-0		0-0-0		HOME		2-0-0		2-2-0		0-0-0											
3-7-0		0-5-0		0-0-		AWAY		2-0-0		1-1-0		0-0-0											
6-4-0		0-1-0		1-2-0		NEUTRAL		1-1-0		1-0-0		3-0-0											
17-11-0		0-0-0		1-3-0		CONFERENCE		1-4-0		4-3-0		11-1-0											
10-6-0		0-0-0		1-0-0		HOME		1-2-0		4-3-0		4-1-0											
7-5-0		0-0-0		0-3-0		AWAY		0-2-0		0-0-0		7-0-0											
0-0-0		0-0-0		0-0-0		NEUTRAL		0-0-0		0-0-0		0-0-0											
RPI	S	Opponent		Score		RPI	S	Opponent		Score		RPI	S	Opponent		Score		RPI	S	Opponent		Score	
4	N	Missouri		0	11	27	A	Tulsa		0	4	64	A	Southern Ill.		3	5	102	H	North Dakota St.		0	1
7	A	Texas		1	7	27	N	Tulsa		7	9	64	A	Southern Ill.		3	4	108	H	UNI		3	2
7	A	Texas		0	5	27	N	Tulsa		0	11	72	N	Wisconsin		2	9	108	H	UNI		2	0
10	A	Oklahoma		0	1	30	N	Indiana		3	2	72	N	Wisconsin		6	2	108	H	UNI		6	5
10	A	Oklahoma		1	9	39	A	Illinois St.		0	8	74	H	Minnesota		2	1	108	H	UNI		1	3
15	A	Oklahoma St.		2	10	39	A	Illinois St.		2	5	74	H	Minnesota		2	1	117	H	UMKC		5	4
15	H	Oklahoma St.		0	1	39	A	Illinois St.		2	7	86	H	Drake		1	2	117	H	UMKC		9	1
						39	H	Illinois St.		4	2	86	H	Drake		0	2	118	A	Arkansas		2	1
												86	H	Drake		7	4	122	N	Iona		4	2
												92	A	North Texas		8	5	129	A	St. Louis		6	7
												92	A	North Texas		1	0	137	H	SIU Edwardsville		1	5
																		144	H	Creighton		1	4
																		144	H	Creighton		3	2
																		144	H	Creighton		3	4
																		165	N	Southeast Mo. St.		3	2
																		193	A	Wichita St.		2	1
																		193	A	Wichita St.		5	3
																		193	H	Wichita St.		1	4
																		214	N	Colorado St.		8	2
																		228	H	Evansville		1	0
																		228	H	Evansville		7	0
																		228	H	Evansville		4	3
						27	N	Tulsa		0	11	108	H	UNI		2	0	231	A	Indiana St.		6	1
						122	N	Iona		4	2	235	H	Bradley		3	0	231	A	Indiana St.		6	1
						27	N	Tulsa		7	9	228	H	Evansville		7	0	235	A	Bradley		7	2
						86	H	Drake		7	4	228	H	Evansville		4	3	235	A	Bradley		10	1
						39	H	Illinois St.		4	2	228	H	Evansville		1	0	235	A	Bradley		3	1

Non-Div. I Games:

Missouri St.

RPI	S	Opponent	Score	
235	H	Bradley	3	0
282	N	Ark.-Pine Bluff	4	3

Missouri St.

M
i
s
s
o
u
r
i
s
t
.




M
i
s
s
o
u
r
i
s
t
.

Average RPI Win: 198		WON-LOST RECORD	WINNING PCT. RANK	LAST 10 GAMES	STRENGTH OF SCHEDULE	OPP. STRENGTH OF SCHEDULE	TEAM RPI	ADJ RPI		CONF. RPI	ADJ CONF. RPI			
Average RPI Loss: 113														
DIV. I ONLY		36-16-0	.69231 34	8-2-0	181	192	80	.53062	81	24	24			
DIV. I NON-CONF.		16-14-0	.53333 113	0-2-0	178	159	124	.49972	123	25	24			
<hr/>														
TOTALS		RPI 1-25	RPI 26-50		W-L RECORDS		RPI 51-100		RPI 101-150		RPI 150+			
36-16-0		0-1-0	0-2-0		OVERALL		1-3-0		7-5-0		28-5-0			
15-2-0		0-0-0	0-0-0		HOME		0-0-0		0-0-0		15-2-0			
16-7-0		0-1-0	0-1-0		AWAY		0-1-0		5-2-0		11-2-0			
5-7-0		0-0-0	0-1-0		NEUTRAL		1-2-0		2-3-0		2-1-0			
16-14-0		0-1-0	0-2-0		NON-CONFERENCE		1-3-0		7-5-0		8-3-0			
5-0-0		0-0-0	0-0-0		HOME		0-0-0		0-0-0		5-0-0			
6-7-0		0-1-0	0-0-		AWAY		0-1-0		5-2-0		1-2-0			
5-7-0		0-0-0	0-1-0		NEUTRAL		1-2-0		2-3-0		2-1-0			
20-2-0		0-0-0	0-0-0		CONFERENCE		0-0-0		0-0-0		20-2-0			
10-2-0		0-0-0	0-0-0		HOME		0-0-0		0-0-0		10-2-0			
10-0-0		0-0-0	0-0-0		AWAY		0-0-0		0-0-0		10-0-0			
0-0-0		0-0-0	0-0-0		NEUTRAL		0-0-0		0-0-0		0-0-0			
RPI	S	Opponent	Score		RPI	S	Opponent	Score		RPI	S	Opponent	Score	
8	A	Arizona	0	10	31	N	Texas Tech	0	7	61	A	Fla. Atlantic	1	4
					41	A	San Diego St.	3	4	72	N	Wisconsin	4	7
										72	N	Wisconsin	2	5
										82	N	Michigan St.	7	2
										103	N	Ohio	1	2
										105	A	Boston U.	2	1
										105	A	Boston U.	3	5
										122	A	Iona	3	8
										122	A	Iona	4	1
										123	A	Loyola Marymount	4	1
										129	N	St. Louis	3	5
										129	N	St. Louis	2	1
										136	A	Quinnipiac	7	4
										136	A	Quinnipiac	8	0
										141	N	Ohio St.	1	4
										150	N	Providence	4	3
										163	H	San Diego	1	0
										164	A	Bryant	3	6
										166	A	Boston College	1	4
										170	H	Cornell	5	0
										170	H	Cornell	1	8
										170	H	Cornell	4	0
										170	H	Cornell	7	5
										190	A	Dartmouth	8	1
										190	A	Dartmouth	9	7
										190	H	Dartmouth	10	1
										190	H	Dartmouth	10	9
										202	N	Seton Hall	2	0
										203	A	Penn	10	0
										203	A	Penn	2	1
										209	N	Stony Brook	0	4
LAST 10 GAMES														
					31	N	Texas Tech	0	7	190	H	Dartmouth	10	9
					8	A	Arizona	0	10	190	A	Dartmouth	9	7
					170	H	Cornell	4	0	190	A	Dartmouth	8	1
					170	H	Cornell	5	0	236	H	Yale	11	3
					190	H	Dartmouth	10	1	236	H	Yale	12	11

Non-Div. I Games:

Harvard

RPI	S	Opponent	Score	
212	H	Princeton	2	3
212	H	Princeton	7	0
221	A	UC Riverside	7	4
236	H	Yale	8	0
236	H	Yale	11	3
236	H	Yale	12	11
236	H	Yale	11	1
237	A	Brown	8	0
237	A	Brown	9	0
237	A	Brown	7	3
237	A	Brown	11	1
239	A	Columbia	4	2
239	A	Columbia	4	2
251	H	Holy Cross	13	4
251	H	Holy Cross	8	1
256	N	North Dakota	6	1
266	H	Rhode Island	10	0
266	H	Rhode Island	15	7

 Tie,
  Loss,
  Non-Conf,
 S Site, H Home, A Away, N Neutral

Average RPI Win: 135		WON-LOST RECORD		WINNING PCT. RANK		LAST 10 GAMES		STRENGTH OF SCHEDULE		OPP. STRENGTH OF SCHEDULE		TEAM RPI		ADJ RPI		CONF. RPI		ADJ CONF. RPI				
DIV. I ONLY		27-27-0		.5 141		5-5-0		54		56		78		.5306 82		4		5				
DIV. I NON-CONF.		21-13-0		.61765 72		2-0-0		88		110		65		.5476 70		4		4				
TOTALS		RPI 1-25		RPI 26-50		W-L RECORDS		RPI 51-100		RPI 101-150		RPI 150+										
27-27-0		0-7-0		1-5-0		OVERALL		8-13-0		6-1-0		12-1-0										
6-8-0		0-1-0		1-3-0		HOME		3-3-0		0-0-0		2-1-0										
6-14-0		0-4-0		0-2-0		AWAY		3-7-0		2-1-0		1-0-0										
15-5-0		0-2-0		0-0-0		NEUTRAL		2-3-0		4-0-0		9-0-0										
21-13-0		0-5-0		0-0-0		NON-CONFERENCE		4-7-0		5-0-0		12-1-0										
3-2-0		0-0-0		0-0-0		HOME		1-1-0		0-0-0		2-1-0										
3-6-0		0-3-0		0-0-0		AWAY		1-3-0		1-0-0		1-0-0										
15-5-0		0-2-0		0-0-0		NEUTRAL		2-3-0		4-0-0		9-0-0										
6-14-0		0-2-0		1-5-0		CONFERENCE		4-6-0		1-1-0		0-0-0										
3-6-0		0-1-0		1-3-0		HOME		2-2-0		0-0-0		0-0-0										
3-8-0		0-1-0		0-2-0		AWAY		2-4-0		1-1-0		0-0-0										
0-0-0		0-0-0		0-0-0		NEUTRAL		0-0-0		0-0-0		0-0-0										
RPI	S	Opponent		Score		RPI	S	Opponent		Score		RPI	S	Opponent		Score						
1	A	Arizona St.		2	10	30	H	Indiana		2	7	54	N	Hofstra		2	3	104	A	Fla. Gulf Coast	12	3
1	A	Arizona St.		2	5	30	H	Indiana		2	4	61	A	Fla. Atlantic		4	8	115	N	Loyola (IL)	8	3
1	A	Arizona St.		2	6	43	A	Illinois		2	3	61	A	Fla. Atlantic		7	3	129	N	St. Louis	9	0
11	A	Michigan		0	8	43	A	Illinois		3	6	61	A	Fla. Atlantic		1	5	139	N	Middle Tenn.	12	2
11	H	Michigan		0	8	46	H	Penn St.		7	6	62	H	Purdue		0	5	141	A	Ohio St.	12	2
13	N	Tennessee		0	14	46	H	Penn St.		6	8	62	H	Purdue		3	2	141	A	Ohio St.	0	1
13	N	Tennessee		2	11							63	A	Northwestern		13	4	150	N	Providence	9	0
												63	A	Northwestern		2	4	153	N	Villanova	1	0
												67	A	Iowa		3	5	155	H	Eastern Mich.	9	2
												67	A	Iowa		8	9	155	N	Eastern Mich.	9	1
												72	H	Wisconsin		8	0	166	N	Boston College	2	0
												72	H	Wisconsin		4	10	166	N	Boston College	8	6
												74	A	Minnesota		3	6	169	N	Rutgers	4	2
												74	A	Minnesota		12	2	174	N	Wright St.	6	3
												81	N	Harvard		2	7	186	A	Stetson	8	1
												82	N	South Carolina		3	11	202	N	Seton Hall	15	5
												82	N	South Carolina		8	7	208	N	Buffalo	4	3
												87	A	Valparaiso		4	6	233	N	Georgetown	3	1
												96	H	Western Mich.		4	0	255	H	Oakland	8	0
												100	H	Central Mich.		3	8	255	H	Oakland	3	5

M
i
c
h
i
g
a
n
s
t
.

Michigan State.

RPI	S	Opponent	Score
100	N	Central Mich.	3 0
141	A	Ohio St.	12 2
155	H	Eastern Mich.	9 2
96	H	Western Mich.	4 0
74	A	Minnesota	12 2
74	A	Minnesota	3 6

Average RPI Win:		152	WON-LOST RECORD		WINNING PCT. RANK		LAST 10 GAMES		STRENGTH OF SCHEDULE		OPP. STRENGTH OF SCHEDULE		TEAM RPI		ADJ RPI		CONF. RPI		ADJ CONF. RPI	
DIV. I ONLY			26-30-0		.46429 164		2-8-0		53		35		85		.5306 82		3		3	
DIV. I NON-CONF.			20-8-0		.71429 37		1-0-0		174		176		72		.54492 73		3		3	
TOTALS		RPI 1-25		RPI 26-50		W-L RECORDS		RPI 51-100		RPI 101-150		RPI 150+								
26-30-0		1-16-0		1-5-0		OVERALL		2-5-0		5-2-0		17-2-0								
13-14-0		1-10-0		1-0-0		HOME		0-2-0		1-1-0		10-1-0								
7-14-0		0-6-0		0-5-0		AWAY		1-2-0		3-1-0		3-0-0								
6-2-0		0-0-0		0-0-0		NEUTRAL		1-1-0		1-0-0		4-1-0								
20-8-0		0-0-0		1-2-0		NON-CONFERENCE		2-3-0		3-1-0		14-2-0								
9-4-0		0-0-0		1-0-0		HOME		0-2-0		1-1-0		7-1-0								
5-2-0		0-0-0		0-0-		AWAY		1-0-0		1-0-0		3-0-0								
6-2-0		0-0-0		0-0-0		NEUTRAL		1-1-0		1-0-0		4-1-0								
6-22-0		1-16-0		0-3-0		CONFERENCE		0-2-0		2-1-0		3-0-0								
4-10-0		1-10-0		0-0-0		HOME		0-0-0		0-0-0		3-0-0								
2-12-0		0-6-0		0-3-0		AWAY		0-2-0		2-1-0		0-0-0								
0-0-0		0-0-0		0-0-0		NEUTRAL		0-0-0		0-0-0		0-0-0								
RPI	S	Opponent		Score		RPI	S	Opponent		Score		RPI	S	Opponent		Score				
2	H	Florida		1	6	28	A	Auburn		1	9	69	A	Fla. Gulf Coast		2	0			
2	H	Florida		0	5	28	A	Auburn		0	3	69	A	Arkansas		5	4			
2	H	Florida		1	6	28	A	Auburn		2	3	71	H	North Carolina St.		1	2			
3	H	Alabama		0	7	42	H	North Carolina		1	0	82	N	Michigan St.		7	3			
3	H	Alabama		0	1	47	A	Longwood		1	3	82	N	Michigan St.		11	3			
3	H	Alabama		0	7	47	A	Longwood		7	8	95	A	S.C. Upstate		4	3			
6	H	Georgia		4	8							95	H	S.C. Upstate		2	3			
6	H	Georgia		0	5															
13	A	Tennessee		2	4															
13	A	Tennessee		4	5															
13	A	Tennessee		3	10															
17	H	Kentucky		4	3															
17	H	Kentucky		2	3															
17	H	Kentucky		3	5															
24	A	LSU		2	3															
24	A	LSU		1	6															
24	A	LSU		0	8															
LAST 10 GAMES																				
24	A	LSU		0	8	2	H	Florida		1	6	222	H	Winthrop		8	3			
24	A	LSU		1	6	2	H	Florida		0	5	222	H	Winthrop		2	5			
24	A	LSU		2	3	17	H	Kentucky		4	3	223	H	Furman		5	1			
222	H	Winthrop		8	3	17	H	Kentucky		2	3	233	N	Georgetown		10	2			
2	H	Florida		1	6	17	H	Kentucky		3	5									

Non-Div. I Games:

South Carolina

[illegible]

Non-Div. I Games:

Radford

RPI	S	Opponent	Score	
213	A	Presbyterian	2	0
213	A	Presbyterian	3	1
213	A	Presbyterian	11	3
216	A	Samford	6	1
218	H	Delaware	9	0
222	H	Winthrop	7	0
222	H	Winthrop	5	0
222	H	Winthrop	7	0
227	A	Gardner-Webb	3	0
227	A	Gardner-Webb	7	0
227	A	Gardner-Webb	2	3
233	H	Georgetown	6	0
239	N	Columbia	3	1
253	N	Wagner	3	2
254	N	Toledo	8	3
254	N	Toledo	9	1
275	N	La Salle	5	2

Radford

R
a
d
f
o
r
d

R
a
d
f
o
r
d

Average RPI Win: 153		WON-LOST RECORD		WINNING PCT. RANK		LAST 10 GAMES		STRENGTH OF SCHEDULE		OPP. STRENGTH OF SCHEDULE		TEAM RPI		ADJ RPI		CONF. RPI		ADJ CONF. RPI	
Average RPI Loss: 100																			
DIV. I ONLY		32-22-0		.59259 79		6-4-0		130		131		89		.5289 85		17		15	
DIV. I NON-CONF.		16-11-0		.59259 85		0-0-0		67		108		62		.55802 60		15		15	
TOTALS		RPI 1-25		RPI 26-50		W-L RECORDS		RPI 51-100		RPI 101-150		RPI 150+							
32-22-0		1-2-0		2-1-0		OVERALL		3-9-0		9-7-0		17-3-0							
10-8-0		0-0-0		0-0-0		HOME		1-2-0		3-4-0		6-2-0							
11-6-0		1-0-0		0-0-0		AWAY		1-4-0		1-1-0		8-1-0							
11-8-0		0-2-0		2-1-0		NEUTRAL		1-3-0		5-2-0		3-0-0							
16-11-0		1-2-0		2-1-0		NON-CONFERENCE		2-5-0		5-2-0		6-1-0							
4-3-0		0-0-0		0-0-0		HOME		0-1-0		2-1-0		2-1-0							
3-2-0		1-0-0		0-0-		AWAY		1-2-0		0-0-0		1-0-0							
9-6-0		0-2-0		2-1-0		NEUTRAL		1-2-0		3-1-0		3-0-0							
16-11-0		0-0-0		0-0-0		CONFERENCE		1-4-0		4-5-0		11-2-0							
6-5-0		0-0-0		0-0-0		HOME		1-1-0		1-3-0		4-1-0							
8-4-0		0-0-0		0-0-0		AWAY		0-2-0		1-1-0		7-1-0							
2-2-0		0-0-0		0-0-0		NEUTRAL		0-1-0		2-1-0		0-0-0							
RPI S	Opponent	Score		RPI S	Opponent	Score		RPI S	Opponent	Score		RPI S	Opponent	Score					
23 N	Notre Dame	2	3	46 N	Penn St.	0	1	55 A	Hawaii	2	8	103 A	Ohio	3	0				
23 N	Notre Dame	1	4	47 N	Longwood	1	0	55 A	Hawaii	0	5	103 A	Ohio	1	2				
25 A	Louisville	6	5	47 N	Longwood	1	0	62 H	Purdue	3	6	103 N	Ohio	4	5				
								78 N	Georgia St.	2	4	105 N	Boston U.	5	3				
								78 N	Georgia St.	3	7	109 H	Butler	7	1				
								90 A	UCF	6	5	109 H	Butler	3	0				
								96 H	Western Mich.	2	5	114 H	Ball St.	0	1				
								96 H	Western Mich.	2	1	114 H	Ball St.	3	5				
								98 N	Ill.-Chicago	1	0	114 N	Ball St.	4	1				
								100 A	Central Mich.	5	8	124 H	Northern Ill.	1	4				
								100 A	Central Mich.	3	5	124 H	Northern Ill.	1	0				
								100 N	Central Mich.	2	4	124 N	Northern Ill.	2	0				
												126 N	Connecticut	3	2				
												137 N	SIU Edwardsville	3	0				
												137 N	SIU Edwardsville	0	3				
												146 H	Marshall	5	7				
												155 A	Eastern Mich.	6	0				
												155 A	Eastern Mich.	5	3				
												156 H	IPFW	2	4				
												162 H	Kent St.	4	0				
												162 H	Kent St.	4	0				
												174 A	Wright St.	1	0				
												174 N	Wright St.	8	0				
												185 A	Akron	4	0				
												185 A	Akron	0	3				
												201 H	Morehead St.	8	1				
												201 H	Morehead St.	8	4				
				LAST 10 GAMES															
				100 N	Central Mich.	2	4	96 H	Western Mich.	2	5	174 N	Wright St.	8	0				
				114 N	Ball St.	4	1	124 H	Northern Ill.	1	4	185 A	Akron	4	0				
				124 N	Northern Ill.	2	0	124 H	Northern Ill.	1	0	185 A	Akron	0	3				
				103 N	Ohio	4	5	254 A	Toledo	8	2	201 H	Morehead St.	8	1				
				96 H	Western Mich.	2	1	254 A	Toledo	7	1	201 H	Morehead St.	8	4				

Non-Div. I Games:

Miami (OH)

Miami (OH)

Average RPI Win: 169		WON-LOST RECORD		WINNING PCT. RANK		LAST 10 GAMES		STRENGTH OF SCHEDULE		OPP. STRENGTH OF SCHEDULE		TEAM RPI		ADJ RPI		CONF. RPI		ADJ CONF. RPI	
DIV. I ONLY		34-21-0		.61818 68		4-6-0		150		86		86		.52695 86		13		13	
DIV. I NON-CONF.		14-14-0		.5 127		0-0-0		153		60		116		.50377 118		12		12	
TOTALS		RPI 1-25		RPI 26-50		W-L RECORDS		RPI 51-100		RPI 101-150		RPI 150+							
34-21-0		0-4-0		1-4-0		OVERALL		7-10-0		7-1-0		19-2-0							
12-5-0		0-0-0		1-2-0		HOME		1-1-0		3-1-0		7-1-0							
10-11-0		0-3-0		0-2-0		AWAY		3-5-0		2-0-0		5-1-0							
12-5-0		0-1-0		0-0-0		NEUTRAL		3-4-0		2-0-0		7-0-0							
14-14-0		0-4-0		0-2-0		NON-CONFERENCE		3-7-0		2-0-0		9-1-0							
2-2-0		0-0-0		0-0-0		HOME		1-1-0		0-0-0		1-1-0							
1-7-0		0-3-0		0-0-		AWAY		0-2-0		0-0-0		1-0-0							
11-5-0		0-1-0		0-0-0		NEUTRAL		2-4-0		2-0-0		7-0-0							
20-7-0		0-0-0		1-2-0		CONFERENCE		4-3-0		5-1-0		10-1-0							
10-3-0		0-0-0		1-2-0		HOME		0-0-0		3-1-0		6-0-0							
9-4-0		0-0-0		0-0-0		AWAY		3-3-0		2-0-0		4-1-0							
1-0-0		0-0-0		0-0-0		NEUTRAL		1-0-0		0-0-0		0-0-0							
RPI	S	Opponent		Score		RPI	S	Opponent		Score		RPI	S	Opponent		Score			
4	A	Missouri		0	5	27	A	Tulsa		2	11	53	A	Pacific		1	2		
4	A	Missouri		1	8	36	A	Fresno St.		1	2	53	N	Pacific		8	0		
5	N	California		0	3	39	H	Illinois St.		1	5	57	N	A&M-Corpus Christi		0	2		
8	A	Arizona		3	5	39	H	Illinois St.		2	5	64	A	Southern Ill.		0	1		
						39	H	Illinois St.		4	3	64	A	Southern Ill.		0	6		
												64	A	Southern Ill.		4	0		
												64	N	Southern Ill.		4	1		
												67	H	Iowa		2	1		
												70	A	Iowa St.		6	8		
												70	H	Iowa St.		1	2		
												70	N	Iowa St.		2	3		
												80	A	Missouri St.		2	1		
												80	A	Missouri St.		2	0		
												80	A	Missouri St.		4	7		
												93	N	Kennesaw St.		7	5		
												93	N	Kennesaw St.		3	6		
												97	N	Troy		5	12		
										</									

Non-Div. I Games:

Drake

RPI	S	Opponent	Score	
258	N	Idaho St.	8	0
268	N	South Dakota	6	0

Drake

D
r
a
k
e

D
r
a
k
e

[illegible]

Non-Div. I Games:

Valparaiso

RPI	S	Opponent	Score	
181	N	Western Ill.	9	4
186	A	Stetson	3	5
186	A	Stetson	5	2
192	N	Florida A&M	9	1
203	N	Penn	11	5
227	N	Gardner-Webb	4	1
232	A	Youngstown St.	14	11
232	A	Youngstown St.	4	2
245	A	IUPUI	9	1
245	A	IUPUI	10	3
253	N	Wagner	3	0
262	H	Detroit	7	1
262	H	Detroit	10	0
262	H	Detroit	8	0
268	N	South Dakota	0	2

[illegible]

Non-Div. I Games:

St. Joseph's

RPI	S	Opponent	Score	
253	N	Wagner	5	0
254	N	Toledo	6	5
266	H	Rhode Island	8	0
266	H	Rhode Island	10	4
270	N	Bucknell	8	5
271	A	Rider	6	1

St. Joseph's

S
t
.
J
o
s
e
p
h
's

S
t
.
J
o
s
e
p
h
's

Average RPI Win:	172	WON-LOST RECORD	WINNING PCT. RANK	LAST 10 GAMES	STRENGTH OF SCHEDULE	OPP. STRENGTH OF SCHEDULE	TEAM RPI	ADJ RPI	CONF. RPI	ADJ CONF. RPI		
DIV. I ONLY		28-27-0	.50909	138	6-4-0	74	133	93	.52456	89	14	14
DIV. I NON-CONF.		9-11-0	.45	164	0-1-0	7	99	60	.5585	59	14	14
<hr/>												
TOTALS	RPI 1-25	RPI 26-50		W-L RECORDS		RPI 51-100		RPI 101-150		RPI 150+		
28-27-0	0-7-0	1-3-0		OVERALL		2-6-0		8-8-0		17-3-0		
15-4-0	0-0-0	0-0-0		HOME		0-0-0		5-4-0		10-0-0		
10-15-0	0-5-0	0-0-0		AWAY		2-5-0		1-2-0		7-3-0		
3-8-0	0-2-0	1-3-0		NEUTRAL		0-1-0		2-2-0		0-0-0		
9-11-0	0-7-0	1-3-0		NON-CONFERENCE		0-1-0		0-0-0		8-0-0		
4-0-0	0-0-0	0-0-0		HOME		0-0-0		0-0-0		4-0-0		
4-6-0	0-5-0	0-0-		AWAY		0-1-0		0-0-0		4-0-0		
1-5-0	0-2-0	1-3-0		NEUTRAL		0-0-0		0-0-0		0-0-0		
19-16-0	0-0-0	0-0-0		CONFERENCE		2-5-0		8-8-0		9-3-0		
11-4-0	0-0-0	0-0-0		HOME		0-0-0		5-4-0		6-0-0		
6-9-0	0-0-0	0-0-0		AWAY		2-4-0		1-2-0		3-3-0		
2-3-0	0-0-0	0-0-0		NEUTRAL		0-1-0		2-2-0		0-0-0		
RPI S	Opponent	Score	RPI S	Opponent	Score	RPI S	Opponent	Score	RPI S	Opponent	Score	
3 A	Alabama	5 13	26 N	Syracuse	3 4	57 A	A&M-Corpus Christi	6 9	119 A	McNeese St.	4 5	
7 A	Texas	1 2	26 N	Syracuse	1 3	57 A	A&M-Corpus Christi	0 1	119 A	McNeese St.	3 0	
9 A	Baylor	0 5	43 N	Illinois	11 10	57 A	A&M-Corpus Christi	0 2	119 A	McNeese St.	7 8	
9 A	Baylor	3 4	43 N	Illinois	2 9	57 N	A&M-Corpus Christi	5 6	119 N	McNeese St.	3 2	
14 A	Texas A&M	0 4				73 A	Texas St.	5 1	119 N	McNeese St.	0 4	
25 N	Louisville	1 2				73 A	Texas St.	1 4	119 N	McNeese St.	1 7	
25 N	Louisville	3 7				73 A	Texas St.	5 3	121 H	Texas-Arlington	1 4	
						92 A	North Texas	10 14	121 H	Texas-Arlington	3 11	
									121 H	Texas-Arlington	2 3	
									121 N	Texas-Arlington	4 3	
									148 H	Northwestern St.	5 4	
									148 H	Northwestern St.	4 0	
									148 H	Northwestern St.	2 1	
									149 H	Sam Houston St.	5 6	
									149 H	Sam Houston St.	11 3	
									149 H	Sam Houston St.	4 3	
									171 A	Houston Baptist	3 0	
									171 A	Houston Baptist	5 1	
									171 H	Houston Baptist	3 1	
									171 H	Houston Baptist	5 2	
									191 A	Southeastern La.	1 4	
									191 A	Southeastern La.	1 7	
									191 A	Southeastern La.	8 0	
									194 A	Stephen F. Austin	3 4	
									194 A	Stephen F. Austin	4 3	
									194 A	Stephen F. Austin	3 2	
									197 H	Nicholls St.	7 6	
LAST 10 GAMES												
						57 N	A&M-Corpus Christi	5 6	73 A	Texas St.	5 1	
						121 N	Texas-Arlington	4 3	7 A	Texas	1 2	
						119 N	McNeese St.	1 7	197 H	Nicholls St.	8 2	
						73 A	Texas St.	1 4	197 H	Nicholls St.	5 4	
						73 A	Texas St.	5 3	197 H	Nicholls St.	7 6	

Non-Div. I Games:

UTSA

RPI	S	Opponent	Score	
197	H	Nicholls St.	5	4
197	H	Nicholls St.	8	2
198	H	Central Ark.	7	5
198	H	Central Ark.	2	1
198	H	Central Ark.	7	5
272	A	Texas Southern	6	1
272	A	Texas Southern	6	1
272	H	Texas Southern	12	4
272	H	Texas Southern	10	2

U
T
S
A

U
T
S
A

UTSA

Average RPI Win:		138	WON-LOST RECORD		WINNING PCT. RANK		LAST 10 GAMES		STRENGTH OF SCHEDULE		OPP. STRENGTH OF SCHEDULE		TEAM RPI		ADJ RPI		CONF. RPI		ADJ CONF. RPI	
DIV. I ONLY			22-32-0		.40741 194		4-6-0		34		65		96		.52455 90		6		6	
DIV. I NON-CONF.			10-18-0		.35714 211		0-0-0		45		97		123		.50129 121		6		6	
TOTALS		RPI 1-25		RPI 26-50		W-L RECORDS		RPI 51-100		RPI 101-150		RPI 150+								
22-32-0		0-8-0		5-12-0		OVERALL		2-3-0		4-5-0		11-4-0								
18-15-0		0-3-0		2-3-0		HOME		2-3-0		4-4-0		10-2-0								
2-14-0		0-5-0		2-7-0		AWAY		0-0-0		0-0-0		0-2-0								
2-3-0		0-0-0		1-2-0		NEUTRAL		0-0-0		0-1-0		1-0-0								
10-18-0		0-5-0		1-2-0		NON-CONFERENCE		2-3-0		1-5-0		6-3-0								
9-12-0		0-3-0		1-1-0		HOME		2-3-0		1-4-0		5-1-0								
0-4-0		0-2-0		0-0-		AWAY		0-0-0		0-0-0		0-2-0								
1-2-0		0-0-0		0-1-0		NEUTRAL		0-0-0		0-1-0		1-0-0								
12-14-0		0-3-0		4-10-0		CONFERENCE		0-0-0		3-0-0		5-1-0								
9-3-0		0-0-0		1-2-0		HOME		0-0-0		3-0-0		5-1-0								
2-10-0		0-3-0		2-7-0		AWAY		0-0-0		0-0-0		0-0-0								
1-1-0		0-0-0		1-1-0		NEUTRAL		0-0-0		0-0-0		0-0-0								
RPI	S	Opponent		Score		RPI	S	Opponent		Score		RPI	S	Opponent		Score				
2	A	Florida		1	8	27	A	Tulsa		1	5	52	H	Virginia Tech		3	7			
11	H	Michigan		1	10	27	A	Tulsa		1	6	66	H	South Ala.		3	7			
11	H	Michigan		1	10	27	A	Tulsa		3	7	85	H	Miami (OH)		5	6			
19	A	UCLA		2	10	27	N	Tulsa		1	6	87	H	Valparaiso		6	1			
20	A	Houston		0	7	33	A	East Carolina		1	0	98	H	Ill.-Chicago		4	3			
20	A	Houston		0	2	33	A	East Carolina		0	1			142 H North Florida		4	5			
20	A	Houston		0	4	33	A	East Carolina		3	2			142 H North Florida		0	2			
23	H	Notre Dame		3	5	38	H	UAB		3	5			146 H Marshall		10	6			
						38	H	UAB		1	5			146 H Marshall		6	5			
						38	H	UAB		6	0			146 H Marshall		5	4			
						38	N	UAB		2	1			153 H Villanova		1	4			
						41	N	San Diego St.		1	5			159 A Bethune-Cookman		0	5			
						42	H	North Carolina		6	7			162 H Kent St.		3	2			
						44	A	Memphis		1	4			171 H Southern Miss.		3	2			
						44	A	Memphis		0	8			171 H Southern Miss.		7	2			
						44	A	Memphis		0	3			171 H Southern Miss.		4	3			
						49	H	Florida St.		2	1			175 H Monmouth		11	10			
						LAST 10 GAMES														
						27	N	Tulsa		1	6	171	H	Southern Miss.		7	2			
						38	N	UAB		2	1	171	H	Southern Miss.		4	3			
						20	A	Houston		0	7	171	H	Southern Miss.		3	2			
						20	A	Houston		0	4	44	A	Memphis		0	8			
						20	A	Houston		0	2	44	A	Memphis		1	4			

Non-Div. I Games:

UCF

Average RPI Win:		143	WON-LOST RECORD		WINNING PCT. RANK		LAST 10 GAMES		STRENGTH OF SCHEDULE		OPP. STRENGTH OF SCHEDULE		TEAM RPI		ADJ RPI		CONF. RPI		ADJ CONF. RPI	
DIV. I ONLY			23-24-0		.48936 155		4-6-0		81		62		99		.52398 91		10		10	
DIV. I NON-CONF.			11-15-0		.42308 173		0-0-0		31		41		80		.53365 78		10		10	
TOTALS		RPI 1-25		RPI 26-50		W-L RECORDS		RPI 51-100		RPI 101-150		RPI 150+								
23-24-0		2-7-0		1-6-0		OVERALL		2-5-0		7-3-0		11-3-0								
13-11-0		1-2-0		0-1-0		HOME		2-5-0		5-2-0		5-1-0								
7-5-0		0-0-0		1-2-0		AWAY		0-0-0		2-1-0		4-2-0								
3-8-0		1-5-0		0-3-0		NEUTRAL		0-0-0		0-0-0		2-0-0								
11-15-0		2-7-0		0-4-0		NON-CONFERENCE		1-3-0		1-0-0		7-1-0								
8-7-0		1-2-0		0-1-0		HOME		1-3-0		1-0-0		5-1-0								
0-0-0		0-0-0		0-0-		AWAY		0-0-0		0-0-0		0-0-0								
3-8-0		1-5-0		0-3-0		NEUTRAL		0-0-0		0-0-0		2-0-0								
12-9-0		0-0-0		1-2-0		CONFERENCE		1-2-0		6-3-0		4-2-0								
5-4-0		0-0-0		0-0-0		HOME		1-2-0		4-2-0		0-0-0								
7-5-0		0-0-0		1-2-0		AWAY		0-0-0		2-1-0		4-2-0								
0-0-0		0-0-0		0-0-0		NEUTRAL		0-0-0		0-0-0		0-0-0								
RPI	S	Opponent		Score		RPI	S	Opponent		Score		RPI	S	Opponent		Score				
7	H	Texas		0	5	26	N	Syracuse		1	2	53	H	Pacific		0	8			
11	H	Michigan		2	5	30	N	Indiana		2	5	53	H	Pacific		8	1			
12	N	Washington		2	14	35	A	Long Beach St.		0	1	53	H	Pacific		0	10			
14	N	Texas A&M		2	6	35	A	Long Beach St.		6	7	67	H	Iowa		1	5			
15	N	Oklahoma St.		1	12	35	A	Long Beach St.		6	5	77	H	Oregon St.		3	2			
18	N	Oregon		4	3	40	N	Fordham		0	1	97	H	Troy		0	4			
19	N	UCLA		2	11	43	H	Illinois		0	5	97	H	Troy		4	13			
21	N	Nebraska		1	3															
23	H	Notre Dame		10	0															
LAST 10 GAMES																				
147	H	Cal St. Northridge		3	4	35	A	Long Beach St.		6	7	259	H	Cal St. Bakersfield		1	0			
147	H	Cal St. Northridge		0	3	53	H	Pacific		8	1	259	H	Cal St. Bakersfield		2	6			
147	H	Cal St. Northridge		6	2	53	H	Pacific		0	8	259	N	Cal St. Bakersfield		3	0			
35	A	Long Beach St.		0	1	53	H	Pacific		0	10									
35	A	Long Beach St.		6	5	158	A	UC Davis		1	0									

Non-Div. I Games:

Cal St. Fullerton

Average RPI Win:		130	WON-LOST RECORD		WINNING PCT. RANK	LAST 10 GAMES		STRENGTH OF SCHEDULE		OPP. STRENGTH OF SCHEDULE	TEAM RPI	ADJ RPI	CONF. RPI	ADJ CONF. RPI
DIV. I ONLY			22-30-0		.42308 187	5-5-0		49		47	100	.52326 92	7	7
DIV. I NON-CONF.			15-14-0		.51724 120	1-2-0		63		14	73	.5479 69	9	9
TOTALS		RPI 1-25	RPI 26-50		W-L RECORDS		RPI 51-100		RPI 101-150		RPI 150+			
22-30-0		2-9-0	1-2-0		OVERALL		4-13-0		7-6-0		8-0-0			
17-12-0		2-4-0	1-2-0		HOME		3-5-0		4-1-0		7-0-0			
3-14-0		0-3-0	0-0-0		AWAY		1-6-0		2-5-0		0-0-0			
2-4-0		0-2-0	0-0-0		NEUTRAL		0-2-0		1-0-0		1-0-0			
15-14-0		2-9-0	0-0-0		NON-CONFERENCE		1-5-0		4-0-0		8-0-0			
12-6-0		2-4-0	0-0-0		HOME		1-2-0		2-0-0		7-0-0			
1-4-0		0-3-0	0-0-0		AWAY		0-1-0		1-0-0		0-0-0			
2-4-0		0-2-0	0-0-0		NEUTRAL		0-2-0		1-0-0		1-0-0			
7-16-0		0-0-0	1-2-0		CONFERENCE		3-8-0		3-6-0		0-0-0			
5-6-0		0-0-0	1-2-0		HOME		2-3-0		2-1-0		0-0-0			
2-10-0		0-0-0	0-0-0		AWAY		1-5-0		1-5-0		0-0-0			
0-0-0		0-0-0	0-0-0		NEUTRAL		0-0-0		0-0-0		0-0-0			
RPI S	Opponent	Score	RPI S	Opponent	Score	RPI S	Opponent	Score	RPI S	Opponent	Score	RPI S	Opponent	Score
4 H	Missouri	9 2	34 H	La.-Lafayette	2 5	60 H	FIU	3 8	116 H	La.-Monroe	2 1			
4 H	Missouri	1 4	34 H	La.-Lafayette	8 5	60 H	FIU	3 12	116 H	La.-Monroe	8 1			
7 A	Texas	0 8	34 H	La.-Lafayette	3 7	60 H	FIU	3 2	116 H	La.-Monroe	2 7			
9 H	Baylor	9 8				61 A	Fla. Atlantic	4 5	120 N	Appalachian St.	6 0			
9 H	Baylor	1 6				61 A	Fla. Atlantic	6 7	121 A	Texas-Arlington	1 0			
10 A	Oklahoma	1 9				61 A	Fla. Atlantic	0 3	121 H	Texas-Arlington	3 2			
10 H	Oklahoma	0 3				63 N	Northwestern	4 8	128 A	Western Ky.	1 2			
15 A	Oklahoma St.	5 9				66 A	South Ala.	2 4	128 A	Western Ky.	3 5			
16 N	Stanford	2 5				66 A	South Ala.	5 3	128 A	Western Ky.	11 7			
18 N	Oregon	4 12				66 A	South Ala.	0 5	139 A	Middle Tenn.	4 5			
21 H	Nebraska	2 4				73 A	Texas St.	1 2	139 A	Middle Tenn.	1 4			
						77 N	Oregon St.	2 3	139 A	Middle Tenn.	4 6			
						80 H	Missouri St.	5 8	148 H	Northwestern St.	5 1			
						80 H	Missouri St.	0 1	157 H	Ole Miss	4 3			
						89 H	UTSA	14 10	177 H	Tennessee Tech	5 4			
						97 H	Troy	9 1	183 H	Louisiana Tech	3 2			
						97 H	Troy	2 8	188 H	UTEP	7 0			
									193 H	Wichita St.	9 0			
									193 H	Wichita St.	9 1			
									259 N	Cal St. Bakersfield	8 4			
									277 H	Centenary (LA)	11 2			
LAST 10 GAMES														
10 A	Oklahoma	1 9	66 A	South Ala.	5 3									
121 H	Texas-Arlington	3 2	66 A	South Ala.	0 5									
97 H	Troy	9 1	73 A	Texas St.	1 2									
97 H	Troy	2 8	116 H	La.-Monroe	2 1									
66 A	South Ala.	2 4	116 H	La.-Monroe	8 1									

Non-Div. I Games:

North Texas

Average RPI Win:		155	WON-LOST RECORD		WINNING PCT. RANK		LAST 10 GAMES		STRENGTH OF SCHEDULE		OPP. STRENGTH OF SCHEDULE		TEAM RPI		ADJ RPI		CONF. RPI		ADJ CONF. RPI				
DIV. I ONLY			28-27-0		.50909 138		3-7-0		78		112		94		.52287 93		12		12				
DIV. I NON-CONF.			18-15-0		.54545 105		0-1-0		91		91		77		.53686 77		13		13				
TOTALS		RPI 1-25		RPI 26-50		W-L RECORDS		RPI 51-100		RPI 101-150		RPI 150+											
28-27-0		1-3-0		1-4-0		OVERALL		6-13-0		5-6-0		15-1-0											
11-9-0		1-0-0		1-2-0		HOME		2-4-0		1-2-0		6-1-0											
11-15-0		0-3-0		0-2-0		AWAY		2-7-0		3-3-0		6-0-0											
6-3-0		0-0-0		0-0-0		NEUTRAL		2-2-0		1-1-0		3-0-0											
18-15-0		1-3-0		1-2-0		NON-CONFERENCE		5-7-0		1-3-0		10-0-0											
6-6-0		1-0-0		1-2-0		HOME		1-3-0		0-1-0		3-0-0											
6-7-0		0-3-0		0-0-		AWAY		2-2-0		0-2-0		4-0-0											
6-2-0		0-0-0		0-0-0		NEUTRAL		2-2-0		1-0-0		3-0-0											
10-12-0		0-0-0		0-2-0		CONFERENCE		1-6-0		4-3-0		5-1-0											
5-3-0		0-0-0		0-0-0		HOME		1-1-0		1-1-0		3-1-0											
5-8-0		0-0-0		0-2-0		AWAY		0-5-0		3-1-0		2-0-0											
0-1-0		0-0-0		0-0-0		NEUTRAL		0-0-0		0-1-0		0-0-0											
RPI	S	Opponent		Score		RPI	S	Opponent		Score		RPI	S	Opponent		Score							
6	A	Georgia		1	6	38	H	UAB		0	2	53	N	Pacific		1	5						
8	A	Arizona		0	8	38	H	UAB		6	0	57	N	A&M-Corpus Christi		9	1						
22	A	Georgia Tech		1	6	46	H	Penn St.		1	2	68	A	Lipscomb		0	1						
22	H	Georgia Tech		4	1	48	A	Jacksonville		3	13	68	A	Lipscomb		0	2						
						48	A	Jacksonville		2	5	69	H	Mississippi St.		3	2						
												76	A	Jacksonville St.		4	5						
												76	H	Jacksonville St.		1	11						
												78	A	Georgia St.		3	2						
												78	H	Georgia St.		1	3						
												78	H	Georgia St.		0	1						
												86	N	Drake		5	7						
												86	N	Drake		6	3						
												95	A	S.C. Upstate		5	7						
												95	H	S.C. Upstate		3	2						
												95	H	S.C. Upstate		4	6						
												97	A	Troy		7	3						
												97	A	Troy		1	2						
												99	A	Mercer		1	2						
												99	A	Mercer		0	1						
LAST 10 GAMES																							
112 N Campbell						1	7	247 A Belmont						6	0	225 H East Tenn. St.						8	0
95 A S.C. Upstate						5	7	247 A Belmont						9	0	247 A Belmont						9	0
99 A Mercer						1	2	68 A Lipscomb						0	1	247 A Belmont						6	0
99 A Mercer						0	1	68 A Lipscomb						0	2	248 H Austin Peay						1	0
6 A Georgia						1	6	225 H East Tenn. St.						7	6	252 H Tennessee St.						12	2

Non-Div. I Games:

Kennesaw St.

U
t
a
h

Utah					Through Games Of Final															
Average RPI Win:		166	WON-LOST RECORD		WINNING PCT. RANK		LAST 10 GAMES		STRENGTH OF SCHEDULE		OPP. STRENGTH OF SCHEDULE		TEAM RPI		ADJ RPI		CONF. RPI		ADJ CONF. RPI	
DIV. I ONLY			29-22-0		.56863 96		5-5-0		153		72		101		.52164 94		9		9	
DIV. I NON-CONF.			22-17-0		.5641 99		0-1-0		160		69		94		.52224 90		8		8	
TOTALS		RPI 1-25		RPI 26-50		W-L RECORDS		RPI 51-100		RPI 101-150		RPI 150+								
29-22-0		1-5-0		3-6-0		OVERALL		3-4-0		4-4-0		18-3-0								
9-2-0		0-0-0		0-0-0		HOME		1-1-0		2-1-0		6-0-0								
11-7-0		1-0-0		2-4-0		AWAY		0-0-0		2-1-0		6-2-0								
9-13-0		0-5-0		1-2-0		NEUTRAL		2-3-0		0-2-0		6-1-0								
22-17-0		1-5-0		2-4-0		NON-CONFERENCE		3-4-0		0-2-0		16-2-0								
7-1-0		0-0-0		0-0-0		HOME		1-1-0		0-0-0		6-0-0								
7-3-0		1-0-0		1-0-		AWAY		0-0-0		0-0-0		5-1-0								
8-13-0		0-5-0		1-2-0		NEUTRAL		2-3-0		0-2-0		5-1-0								
7-5-0		0-0-0		1-2-0		CONFERENCE		0-0-0		4-2-0		2-1-0								
2-1-0		0-0-0		0-0-0		HOME		0-0-0		2-1-0		0-0-0								
4-4-0		0-0-0		1-2-0		AWAY		0-0-0		2-1-0		1-1-0								
1-0-0		0-0-0		0-0-0		NEUTRAL		0-0-0		0-0-0		1-0-0								
RPI	S	Opponent			Score		RPI	S	Opponent			Score		RPI	S	Opponent			Score	
1	A	Arizona St.			3 1		26	N	Syracuse			3 4		55	N	Hawaii			7 8	
2	N	Florida			3 7		32	A	Maryland			0 6		65	N	Virginia			2 4	
8	N	Arizona			3 8		35	N	Long Beach St.			1 5		72	N	Wisconsin			3 5	
15	N	Oklahoma St.			3 5		35	N	Long Beach St.			3 2		72	N	Wisconsin			3 2	
18	N	Oregon			5 8		37	A	BYU			0 3		79	H	Boise St.			8 9	
19	N	UCLA			2 6		37	A	BYU			1 12		79	H	Boise St.			2 1	
							41	A	San Diego St.			3 2		96	N	Western Mich.			6 0	
							49	A	Florida St.			5 4								
							49	A	Florida St.			3 7								
									LAST 10 GAMES											
							37	A	BYU			1 12		101	H	UNLV			4 8	
							37	A	BYU			0 3		240	A	Utah St.			2 12	
							214	A	Colorado St.			6 3		106	H	New Mexico			12 9	
							214	A	Colorado St.			14 15		106	H	New Mexico			8 0	
							106	A	New Mexico			5 2		214	N	Colorado St.			15 4	

RPI	S	Opponent	Score	
273	H	Weber St.	8	0
274	N	Hampton	22	1

Utah

U
t
a
h

U
t
a
h

Average RPI Win:		201	WON-LOST		WINNING		LAST 10		STRENGTH OF		OPP. STRENGTH		TEAM	ADJ		CONF.	ADJ CONF.	
Average RPI Loss:		62	RECORD		PCT. RANK		GAMES		SCHEDULE		OF SCHEDULE		RPI	RPI		RPI	RPI	
DIV. I ONLY			42-13-0		.76364		15		257		162		88	.52161		95	12	12
DIV. I NON-CONF.			28-4-0		.875		6		281		219		91	.51832		95	13	13
TOTALS		RPI 1-25		RPI 26-50		W-L RECORDS		RPI 51-100		RPI 101-150		RPI 150+						
42-13-0		0-3-0		0-2-0		OVERALL		6-6-0		5-2-0		31-0-0						
25-7-0		0-0-0		0-2-0		HOME		1-5-0		4-0-0		20-0-0						
10-6-0		0-3-0		0-0-0		AWAY		4-1-0		0-2-0		6-0-0						
7-0-0		0-0-0		0-0-0		NEUTRAL		1-0-0		1-0-0		5-0-0						
28-4-0		0-3-0		0-0-0		NON-CONFERENCE		2-1-0		1-0-0		25-0-0						
18-1-0		0-0-0		0-0-0		HOME		0-1-0		0-0-0		18-0-0						
3-3-0		0-3-0		0-0-		AWAY		1-0-0		0-0-0		2-0-0						
7-0-0		0-0-0		0-0-0		NEUTRAL		1-0-0		1-0-0		5-0-0						
14-9-0		0-0-0		0-2-0		CONFERENCE		4-5-0		4-2-0		6-0-0						
7-6-0		0-0-0		0-2-0		HOME		1-4-0		4-0-0		2-0-0						
7-3-0		0-0-0		0-0-0		AWAY		3-1-0		0-2-0		4-0-0						
0-0-0		0-0-0		0-0-0		NEUTRAL		0-0-0		0-0-0		0-0-0						
RPI	S	Opponent		Score		RPI	S	Opponent		Score		RPI	S	Opponent		Score		
6	A	Georgia		1	9	48	H	Jacksonville		1	4	68	H	Lipscomb		3	7	
12	A	Washington		2	10	48	H	Jacksonville		2	3	68	H	Lipscomb		6	11	
12	A	Washington		7	10							68	H	Lipscomb		0	1	
												77	N	Oregon St.		2	1	
												82	A	South Carolina		3	2	
												82	H	South Carolina		3	4	
												93	A	Kennesaw St.		6	4	
												93	A	Kennesaw St.		2	3	
												93	H	Kennesaw St.		7	5	
												99	A	Mercer		5	2	
												99	A	Mercer		3	1	
												99	H	Mercer		2	3	
												186	A	Stetson		4	2	
												186	A	Stetson		5	0	
												215	H	George Mason		9	1	
												215	H	George Mason		7	1	
												222	N	Winthrop		9	1	
												223	H	Furman		6	0	
												223	H	Furman		3	1	
												225	A	East Tenn. St.		7	0	
												225	A	East Tenn. St.		7	4	
												226	H	Howard		2	0	
												227	H	Gardner-Webb		9	1	
												227	H	Gardner-Webb		5	0	
												233	N	Georgetown		3	1	
												247	H	Belmont		4	1	
												247	H	Belmont		2	1	
												255	H	Oakland		5	0	
						LAST 10 GAMES												
						99	H	Mercer		2	3	112	H	Campbell		3	0	
						68	H	Lipscomb		0	1	112	H	Campbell		6	0	
						93	H	Kennesaw St.		7	5	99	A	Mercer		5	2	
						225	A	East Tenn. St.		7	0	99	A	Mercer		3	1	
						225	A	East Tenn. St.		7	4	93	A	Kennesaw St.		6	4	

Non-Div. I Games:

S.C. Upstate

RPI	S	Opponent	Score	
257	N	UNC Wilmington	5	0
266	H	Rhode Island	4	0
266	H	Rhode Island	8	0
274	H	Hampton	7	3
274	H	Hampton	13	1
275	H	La Salle	2	0
279	H	Lafayette	10	0
286	H	N.C. Central	13	1
286	H	N.C. Central	8	0
287	H	N.C. A&T	7	0
287	H	N.C. A&T	9	1

S
.
C
.
U
p
s
t
a
t
e

S
.
C
.
U
p
s
t
a
t
e

S.C. Upstate

Average RPI Win:		143	WON-LOST RECORD		WINNING PCT. RANK		LAST 10 GAMES		STRENGTH OF SCHEDULE		OPP. STRENGTH OF SCHEDULE		TEAM RPI		ADJ RPI		CONF. RPI		ADJ CONF. RPI		
Average RPI Loss:		88																			
DIV. I ONLY			25-30-0		.45455	168	6-4-0		43		103		92		.52139		96	17		15	
DIV. I NON-CONF.			6-23-0		.2069	261	0-2-0		14		51		148		.48831		144	15		15	
TOTALS		RPI 1-25		RPI 26-50		W-L RECORDS		RPI 51-100		RPI 101-150		RPI 150+									
25-30-0		1-9-0		0-0-0		OVERALL		3-9-0		10-6-0		11-6-0									
10-2-0		0-0-0		0-0-0		HOME		1-1-0		4-0-0		5-1-0									
6-12-0		1-5-0		0-0-0		AWAY		1-3-0		1-1-0		3-3-0									
9-16-0		0-4-0		0-0-0		NEUTRAL		1-5-0		5-5-0		3-2-0									
6-23-0		1-9-0		0-0-0		NON-CONFERENCE		0-7-0		2-4-0		3-3-0									
0-0-0		0-0-0		0-0-0		HOME		0-0-0		0-0-0		0-0-0									
2-8-0		1-5-0		0-0-		AWAY		0-2-0		0-0-0		1-1-0									
4-15-0		0-4-0		0-0-0		NEUTRAL		0-5-0		2-4-0		2-2-0									
19-7-0		0-0-0		0-0-0		CONFERENCE		3-2-0		8-2-0		8-3-0									
10-2-0		0-0-0		0-0-0		HOME		1-1-0		4-0-0		5-1-0									
4-4-0		0-0-0		0-0-0		AWAY		1-1-0		1-1-0		2-2-0									
5-1-0		0-0-0		0-0-0		NEUTRAL		1-0-0		3-1-0		1-0-0									
RPI	S	Opponent		Score		RPI	S	Opponent		Score		RPI	S	Opponent		Score					
1	A	Arizona St.		0	17			56	A	South Fla.		0	8	102	N	North Dakota St.		4	12		
3	N	Alabama		4	12			60	N	FIU		3	4	103	H	Ohio		8	3		
4	A	Missouri		0	10			63	N	Northwestern		4	5	103	H	Ohio		6	3		
4	A	Missouri		1	10			74	N	Minnesota		0	3	103	N	Ohio		7	4		
4	N	Missouri		1	6			77	N	Oregon St.		0	8	103	N	Ohio		3	8		
10	N	Oklahoma		0	5			82	A	Michigan St.		0	4	103	N	Ohio		4	3		
11	A	Michigan		0	5			85	A	Miami (OH)		5	2	113	N	Col. of Charleston		3	5		
11	A	Michigan		1	6			85	A	Miami (OH)		1	2	114	A	Ball St.		11	10		
23	A	Notre Dame		3	2			94	N	Utah		0	6	114	A	Ball St.		4	12		
23	N	Notre Dame		0	4			100	H	Central Mich.		8	7	114	N	Ball St.		8	4		
								100	H	Central Mich.		1	5	123	N	Loyola Marymount		4	3		
								100	N	Central Mich.		9	0	124	H	Northern Ill.		7	6		
														124	H	Northern Ill.		6	4		
														135	N	Temple		3	5		
														136	N	Quinnipiac		5	3		
														147	N	Cal St. Northridge		6	8		
														155	H	Eastern Mich.		4	3		
														155	H	Eastern Mich.		0	16		
														159	N	Bethune-Cookman		5	1		
														162	A	Kent St.		8	6		
														162	A	Kent St.		4	5		
														162	N	Kent St.		1	0		
														173	N	Central Conn. St.		1	2		
														185	H	Akron		9	0		
														185	H	Akron		6	4		
														207	N	Maine		2	3		
														207	N	Maine		2	1		
LAST 10 GAMES																					
	23	N	Notre Dame		0	4			103	N	Ohio		3	8							
	11	A	Michigan		0	5			114	N	Ball St.		8	4							
	103	N	Ohio		7	4			162	N	Kent St.		1	0							
	103	N	Ohio		4	3			85	A	Miami (OH)		1	2							
	100	N	Central Mich.		9	0			85	A	Miami (OH)		5	2							

Non-Div. I Games:

Western Mich.

RPI	S	Opponent	Score	
208	A	Buffalo	4	5
208	A	Buffalo	2	0
219	H	Bowling Green	5	4
219	H	Bowling Green	7	0
255	A	Oakland	1	2
255	A	Oakland	13	0

Western Mich.

W
e
s
t
e
r
n
M
i
c
h
.

W
e
s
t
e
r
n
M
i
c
h
.

Average RPI Win: 148		WON-LOST RECORD		WINNING PCT. RANK		LAST 10 GAMES		STRENGTH OF SCHEDULE		OPP. STRENGTH OF SCHEDULE		TEAM RPI		ADJ RPI		CONF. RPI		ADJ CONF. RPI	
DIV. I ONLY		32-27-0		.54237 116		4-6-0		101		93		91		.52031 97		7		7	
DIV. I NON-CONF.		19-13-0		.59375 83		0-0-0		197		134		108		.51003 106		9		9	
TOTALS		RPI 1-25		RPI 26-50		W-L RECORDS		RPI 51-100		RPI 101-150		RPI 150+							
32-27-0		0-3-0		1-7-0		OVERALL		11-8-0		6-6-0		14-3-0							
12-9-0		0-1-0		0-1-0		HOME		4-3-0		4-3-0		4-1-0							
7-11-0		0-0-0		0-5-0		AWAY		5-3-0		1-3-0		1-0-0							
13-7-0		0-2-0		1-1-0		NEUTRAL		2-2-0		1-0-0		9-2-0							
19-13-0		0-3-0		1-3-0		NON-CONFERENCE		4-2-0		0-2-0		14-3-0							
5-5-0		0-1-0		0-1-0		HOME		1-1-0		0-1-0		4-1-0							
3-2-0		0-0-0		0-0-		AWAY		2-0-0		0-1-0		1-0-0							
11-6-0		0-2-0		1-1-0		NEUTRAL		1-1-0		0-0-0		9-2-0							
13-14-0		0-0-0		0-4-0		CONFERENCE		7-6-0		6-4-0		0-0-0							
7-4-0		0-0-0		0-0-0		HOME		3-2-0		4-2-0		0-0-0							
4-9-0		0-0-0		0-4-0		AWAY		3-3-0		1-2-0		0-0-0							
2-1-0		0-0-0		0-0-0		NEUTRAL		1-1-0		1-0-0		0-0-0							
RPI S	Opponent	Score		RPI S	Opponent	Score		RPI S	Opponent	Score		RPI S	Opponent	Score					
3 H	Alabama	2	5	28 N	Auburn	1	2	51 N	Kansas	6	7	101 A	UNLV	2	3				
3 N	Alabama	1	9	34 A	La.-Lafayette	2	5	60 A	FIU	0	3	116 H	La.-Monroe	3	0				
5 N	California	0	1	34 A	La.-Lafayette	1	9	60 A	FIU	6	5	116 H	La.-Monroe	1	7				
				34 A	La.-Lafayette	0	8	60 A	FIU	2	7	116 H	La.-Monroe	5	6				
				34 A	La.-Lafayette	3	7	60 N	FIU	4	0	128 H	Western Ky.	1	0				
				36 A	Fresno St.	1	2	61 H	Fla. Atlantic	2	10	128 H	Western Ky.	9	0				
				38 H	UAB	2	4	61 H	Fla. Atlantic	4	3	128 H	Western Ky.	7	6				
				38 N	UAB	2	0	61 H	Fla. Atlantic	3	2	128 N	Western Ky.	7	2				
								61 N	Fla. Atlantic	0	11	139 A	Middle Tenn.	1	2				
								66 A	South Ala.	2	0	139 A	Middle Tenn.	1	4				
								66 H	South Ala.	2	1	139 A	Middle Tenn.	4	2				
								66 H	South Ala.	3	4	142 H	North Florida	2	3				
								86 N	Drake	12	5	163 N	San Diego	0	8				
								91 A	Cal St. Fullerton	13	4	171 A	Southern Miss.	15	9				
								91 A	Cal St. Fullerton	4	0	192 H	Florida A&M	2	0				
								92 A	North Texas	8	2	192 H	Florida A&M	0	6				
								92 A	North Texas	1	9	197 N	Nicholls St.	9	7				
								93 H	Kennesaw St.	2	1	198 H	Central Ark.	13	5				
								93 H	Kennesaw St.	3	7	205 N	San Jose St.	14	9				
												216 H	Samford	4	1				
												216 H	Samford	6	2				
												224 N	Mississippi Val.	12	6				
												228 N	Evansville	6	1				
												235 N	Bradley	2	0				
												235 N	Bradley	8	7				
												235 N	Bradley	9	1				
												258 N	Idaho St.	1	3				
				LAST 10 GAMES															
				128 N	Western Ky.	7	2	66 H	South Ala.	2	1	228 N	Evansville	6	1				
				61 N	Fla. Atlantic	0	11	92 A	North Texas	1	9	235 N	Bradley	2	0				
				34 A	La.-Lafayette	3	7	92 A	North Texas	8	2	235 N	Bradley	8	7				
				60 N	FIU	4	0	139 A	Middle Tenn.	1	2	235 N	Bradley	9	1				
				66 H	South Ala.	3	4	139 A	Middle Tenn.	1	4	258 N	Idaho St.	1	3				

Non-Div. I Games:

Troy

**T
r
o
y**

T
r
o
y

Troy

Average RPI Win:		154	WON-LOST RECORD		WINNING PCT. RANK		LAST 10 GAMES		STRENGTH OF SCHEDULE		OPP. STRENGTH OF SCHEDULE		TEAM RPI		ADJ RPI		CONF. RPI		ADJ CONF. RPI				
DIV. I ONLY			25-24-0		.5102	136	5-5-0		76		106		90		.51942		98	15		17			
DIV. I NON-CONF.			10-14-0		.41667	176	0-2-0		65		27		98		.51557		100	17		17			
TOTALS		RPI 1-25		RPI 26-50		W-L RECORDS		RPI 51-100		RPI 101-150		RPI 150+											
25-24-0		0-6-0		0-3-0		OVERALL		4-6-0		10-4-0		11-5-0											
7-5-0		0-0-0		0-0-0		HOME		0-0-0		4-3-0		3-2-0											
9-9-0		0-3-0		0-0-0		AWAY		3-3-0		3-0-0		3-3-0											
9-10-0		0-3-0		0-3-0		NEUTRAL		1-3-0		3-1-0		5-0-0											
10-14-0		0-6-0		0-3-0		NON-CONFERENCE		2-5-0		2-0-0		6-0-0											
0-0-0		0-0-0		0-0-0		HOME		0-0-0		0-0-0		0-0-0											
4-5-0		0-3-0		0-0-		AWAY		1-2-0		2-0-0		1-0-0											
6-9-0		0-3-0		0-3-0		NEUTRAL		1-3-0		0-0-0		5-0-0											
15-10-0		0-0-0		0-0-0		CONFERENCE		2-1-0		8-4-0		5-5-0											
7-5-0		0-0-0		0-0-0		HOME		0-0-0		4-3-0		3-2-0											
5-4-0		0-0-0		0-0-0		AWAY		2-1-0		1-0-0		2-3-0											
3-1-0		0-0-0		0-0-0		NEUTRAL		0-0-0		3-1-0		0-0-0											
RPI	S	Opponent		Score		RPI	S	Opponent		Score		RPI	S	Opponent		Score		RPI	S	Opponent		Score	
10	A	Oklahoma		1	9	28	N	Auburn		2	3	64	A	Southern Ill.		11	3	101	A	UNLV		4	2
10	N	Oklahoma		3	5	29	N	DePaul		2	3	64	A	Southern Ill.		0	5	109	H	Butler		2	1
12	N	Washington		0	8	29	N	DePaul		0	6	69	N	Mississippi St.		2	5	109	H	Butler		5	10
15	A	Oklahoma St.		0	1							69	N	Mississippi St.		5	4	109	N	Butler		5	3
23	N	Notre Dame		1	4							76	N	Jacksonville St.		0	1	109	N	Butler		0	1
25	A	Louisville		2	5							85	N	Miami (OH)		0	1	109	N	Butler		2	1
												87	A	Valparaiso		17	6	111	H	Cleveland St.		0	1
												87	A	Valparaiso		4	1	111	H	Cleveland St.		6	0
												87	A	Valparaiso		2	5	111	N	Cleveland St.		9	0
												90	A	UCF		3	4	115	A	Loyola (IL)		6	2
																		115	H	Loyola (IL)		4	1
																		115	H	Loyola (IL)		0	1
																		115	H	Loyola (IL)		3	0
																		124	A	Northern Ill.		7	0
																		167	A	Green Bay		6	8
																		167	A	Green Bay		7	4
																		174	A	Wright St.		1	2
																		174	A	Wright St.		1	5
																		174	A	Wright St.		1	0
																		178	N	Towson		5	2
																		218	N	Delaware		9	1
																		218	N	Delaware		8	0
																		221	N	UC Riverside		5	3
																		232	H	Youngstown St.		3	7
																		232	H	Youngstown St.		11	0
																		232	H	Youngstown St.		3	6
																		235	A	Bradley		6	3
LAST 10 GAMES																							
						76	N	Jacksonville St.		0	1	115	A	Loyola (IL)		6	2	221	N	UC Riverside		5	3
						25	A	Louisville		2	5	111	N	Cleveland St.		9	0	232	H	Youngstown St.		3	7
						109	N	Butler		5	3	174	A	Wright St.		1	5	232	H	Youngstown St.		11	0
						109	N	Butler		0	1	174	A	Wright St.		1	2	232	H	Youngstown St.		3	6
						109	N	Butler		2	1	174	A	Wright St.		1	0	235	A	Bradley		6	3

Non-Div. I Games:

Ill.-Chicago

RPI	S	Opponent	Score	
262	H	Detroit	7	4
262	H	Detroit	3	0
267	N	Santa Clara	8	2

Ill.-Chicago

I
l
l
.
-
C
h
i
c
a
g
o

I
l
l
.
-
C
h
i
c
a
g
o

[illegible]

Non-Div. I Games:

Mercer

RPI	S	Opponent	Score	
247	A	Belmont	1	0
247	A	Belmont	5	3
248	N	Austin Peay	8	0
252	N	Tennessee St.	6	1
255	H	Oakland	6	1
255	H	Oakland	8	0
284	H	Savannah St.	18	0
284	H	Savannah St.	8	0

Mercer

M
e
r
c
e
r

M
e
r
c
e
r

Average RPI Win:	167	WON-LOST RECORD	WINNING PCT. RANK	LAST 10 GAMES	STRENGTH OF SCHEDULE	OPP. STRENGTH OF SCHEDULE	TEAM RPI	ADJ RPI	CONF. RPI	ADJ CONF. RPI		
DIV. I ONLY		32-21-0	.60377	74	7-3-0	151	140	95	.51849	100	17	15
DIV. I NON-CONF.		16-10-0	.61538	74	0-0-0	104	162	76	.53991	76	15	15
<hr/>												
TOTALS	RPI 1-25	RPI 26-50		W-L RECORDS		RPI 51-100		RPI 101-150		RPI 150+		
32-21-0	0-1-0	0-3-0		OVERALL		6-7-0		6-6-0		20-4-0		
13-3-0	0-0-0	0-0-0		HOME		2-0-0		1-1-0		10-2-0		
3-11-0	0-1-0	0-3-0		AWAY		2-2-0		1-3-0		0-2-0		
16-7-0	0-0-0	0-0-0		NEUTRAL		2-5-0		4-2-0		10-0-0		
16-10-0	0-1-0	0-3-0		NON-CONFERENCE		2-5-0		3-1-0		11-0-0		
2-0-0	0-0-0	0-0-0		HOME		0-0-0		0-0-0		2-0-0		
1-5-0	0-1-0	0-0-		AWAY		1-1-0		0-0-0		0-0-0		
13-5-0	0-0-0	0-0-0		NEUTRAL		1-4-0		3-1-0		9-0-0		
16-11-0	0-0-0	0-0-0		CONFERENCE		4-2-0		3-5-0		9-4-0		
11-3-0	0-0-0	0-0-0		HOME		2-0-0		1-1-0		8-2-0		
2-6-0	0-0-0	0-0-0		AWAY		1-1-0		1-3-0		0-2-0		
3-2-0	0-0-0	0-0-0		NEUTRAL		1-1-0		1-1-0		1-0-0		
<hr/>												
RPI S	Opponent	Score	RPI S	Opponent	Score	RPI S	Opponent	Score	RPI S	Opponent	Score	
11 A	Michigan	0 3	30 A	Indiana	0 1	56 A	South Fla.	3 4	103 A	Ohio	2 4	
			48 A	Jacksonville	0 4	76 N	Jacksonville St.	2 0	103 A	Ohio	4 3	
			48 A	Jacksonville	0 7	76 N	Jacksonville St.	1 2	103 N	Ohio	0 4	
						82 A	Michigan St.	8 3	105 N	Boston U.	2 1	
						82 N	Michigan St.	0 3	113 N	Col. of Charleston	3 4	
						84 N	Radford	2 5	114 H	Ball St.	2 5	
						85 H	Miami (OH)	5 3	114 H	Ball St.	9 5	
						85 H	Miami (OH)	8 5	115 N	Loyola (IL)	5 1	
						85 N	Miami (OH)	4 2	124 A	Northern Ill.	0 8	
						88 N	St. Joseph's	0 2	124 A	Northern Ill.	1 2	
						96 A	Western Mich.	5 1	124 N	Northern Ill.	4 1	
						96 A	Western Mich.	7 8	136 N	Quinnipiac	8 0	
						96 N	Western Mich.	0 9	155 H	Eastern Mich.	4 5	
									155 H	Eastern Mich.	11 3	
									161 N	Long Island	8 0	
									162 H	Kent St.	4 3	
									162 H	Kent St.	10 2	
									162 N	Kent St.	2 1	
									173 N	Central Conn. St.	1 0	
									174 N	Wright St.	5 2	
									185 A	Akron	7 8	
									185 A	Akron	8 11	
									192 N	Florida A&M	3 0	
									192 N	Florida A&M	8 7	
									207 N	Maine	9 4	
									208 H	Buffalo	1 2	
									208 H	Buffalo	2 0	

Non-Div. I Games:

Central Mich.

RPI	S	Opponent	Score	
214	N	Colorado St.	8	0
219	H	Bowling Green	10	2
219	H	Bowling Green	7	3
239	N	Columbia	8	0
253	N	Wagner	11	0
254	H	Toledo	9	1
254	H	Toledo	8	0
262	H	Detroit	10	0
262	H	Detroit	11	0

Central Mich.

C
e
n
t
r
a
l
M
i
c
h
.

C
e
n
t
r
a
l
M
i
c
h
.

Average RPI Win: 137		WON-LOST RECORD		WINNING PCT. RANK		LAST 10 GAMES		STRENGTH OF SCHEDULE		OPP. STRENGTH OF SCHEDULE		TEAM RPI		ADJ RPI		CONF. RPI		ADJ CONF. RPI	
DIV. I ONLY		27-18-0		.6 75		7-3-0		189		78		102		.51728 101		9		9	
DIV. I NON-CONF.		18-13-0		.58065 94		0-0-0		206		106		113		.5047 116		8		8	
TOTALS		RPI 1-25		RPI 26-50		W-L RECORDS		RPI 51-100		RPI 101-150		RPI 150+							
27-18-0		1-3-0		2-3-0		OVERALL		6-3-0		8-3-0		10-6-0							
17-10-0		1-1-0		2-1-0		HOME		4-2-0		3-1-0		7-5-0							
7-3-0		0-0-0		0-2-0		AWAY		1-0-0		4-1-0		2-0-0							
3-5-0		0-2-0		0-0-0		NEUTRAL		1-1-0		1-1-0		1-1-0							
18-13-0		1-3-0		0-0-0		NON-CONFERENCE		4-2-0		6-2-0		7-6-0							
11-8-0		1-1-0		0-0-0		HOME		3-1-0		2-1-0		5-5-0							
4-0-0		0-0-0		0-0-		AWAY		0-0-0		3-0-0		1-0-0							
3-5-0		0-2-0		0-0-0		NEUTRAL		1-1-0		1-1-0		1-1-0							
9-5-0		0-0-0		2-3-0		CONFERENCE		2-1-0		2-1-0		3-0-0							
6-2-0		0-0-0		2-1-0		HOME		1-1-0		1-0-0		2-0-0							
3-3-0		0-0-0		0-2-0		AWAY		1-0-0		1-1-0		1-0-0							
0-0-0		0-0-0		0-0-0		NEUTRAL		0-0-0		0-0-0		0-0-0							
RPI S	Opponent	Score		RPI S	Opponent	Score		RPI S	Opponent	Score		RPI S	Opponent	Score					
12 H	Washington	13	17	37 A	BYU	0	16	51 H	Kansas	10	1	106 A	New Mexico	1	2				
13 H	Tennessee	4	3	37 H	BYU	0	14	69 H	Mississippi St.	10	9	106 A	New Mexico	3	1				
18 N	Oregon	3	11	41 A	San Diego St.	0	4	72 N	Wisconsin	3	4	106 H	New Mexico	2	1				
18 N	Oregon	4	8	41 H	San Diego St.	13	11	79 N	Boise St.	9	0	110 A	UC Santa Barbara	2	1				
				41 H	San Diego St.	11	10	94 A	Utah	8	4	110 A	UC Santa Barbara	9	3				
								94 H	Utah	9	1	118 H	Arkansas	3	2				
								94 H	Utah	1	14	123 H	Loyola Marymount	6	2				
								97 H	Troy	3	2	132 A	Cal Poly	3	0				
								98 H	Ill.-Chicago	2	4	137 H	SIU Edwardsville	0	1				
												138 N	Fairfield	6	2				
												147 N	Cal St. Northridge	3	4				
												163 H	San Diego	5	8				
												163 N	San Diego	1	4				
												163 N	San Diego	2	0				
												181 H	Western Ill.	6	9				
												189 H	Nevada	6	9				
												205 H	San Jose St.	3	2				
												210 H	Southern Utah	4	3				
												214 A	Colorado St.	9	8				
												214 H	Colorado St.	11	7				
												214 H	Colorado St.	10	8				
												221 A	UC Riverside	10	2				
												221 H	UC Riverside	13	5				
												235 H	Bradley	7	1				
												240 H	Utah St.	9	14				
												269 H	Seattle	8	16				
												269 H	Seattle	9	0				
				LAST 10 GAMES															
				214 H	Colorado St.	11	7	37 A	BYU	0	16								
				214 H	Colorado St.	10	8	94 A	Utah	8	4								
				106 H	New Mexico	2	1	41 A	San Diego St.	0	4								
				41 H	San Diego St.	13	11	94 H	Utah	1	14								
				41 H	San Diego St.	11	10	94 H	Utah	9	1								

Non-Div. I Games:

UNLV

Average RPI Win:	196	WON-LOST	WINNING	LAST 10	STRENGTH OF	OPP. STRENGTH	TEAM	ADJ	CONF.	ADJ CONF.		
Average RPI Loss:	75	RECORD	PCT. RANK	GAMES	SCHEDULE	OF SCHEDULE	RPI	RPI	RPI	RPI		
DIV. I ONLY		30-27-0	.52632	129	6-4-0	105	120	104	.51681	102	25	25
DIV. I NON-CONF.		10-20-0	.33333	220	0-3-0	28	5	102	.51636	98	23	23
<hr/>												
TOTALS	RPI 1-25	RPI 26-50		W-L RECORDS		RPI 51-100		RPI 101-150		RPI 150+		
30-27-0	0-10-0	1-4-0		OVERALL		3-4-0		2-4-0		24-5-0		
6-0-0	0-0-0	0-0-0		HOME		0-0-0		0-0-0		6-0-0		
6-17-0	0-9-0	0-1-0		AWAY		1-0-0		0-3-0		5-4-0		
18-10-0	0-1-0	1-3-0		NEUTRAL		2-4-0		2-1-0		13-1-0		
<hr/>												
10-20-0	0-10-0	1-4-0		NON-CONFERENCE		3-4-0		1-1-0		5-1-0		
0-0-0	0-0-0	0-0-0		HOME		0-0-0		0-0-0		0-0-0		
1-10-0	0-9-0	0-0-		AWAY		1-0-0		0-0-0		0-0-0		
9-10-0	0-1-0	1-3-0		NEUTRAL		2-4-0		1-1-0		5-1-0		
<hr/>												
20-7-0	0-0-0	0-0-0		CONFERENCE		0-0-0		1-3-0		19-4-0		
6-0-0	0-0-0	0-0-0		HOME		0-0-0		0-0-0		6-0-0		
5-7-0	0-0-0	0-0-0		AWAY		0-0-0		0-3-0		5-4-0		
9-0-0	0-0-0	0-0-0		NEUTRAL		0-0-0		1-0-0		8-0-0		
<hr/>												
RPI S	Opponent	Score		RPI S	Opponent	Score		RPI S	Opponent	Score		
1 A	Arizona St.	0	10	26 N	Syracuse	0	3	71 N	North Carolina St.	2	10	
2 A	Florida	0	18	37 A	BYU	3	6	74 N	Minnesota	1	5	
2 A	Florida	0	9	41 N	San Diego St.	4	5	74 N	Minnesota	0	3	
4 A	Missouri	2	11	41 N	San Diego St.	2	3	80 A	Missouri St.	1	0	
4 A	Missouri	3	4	44 N	Memphis	2	0	87 N	Valparaiso	0	8	
6 A	Georgia	4	14					90 N	UCF	2	1	
16 A	Stanford	0	12					96 N	Western Mich.	12	4	
17 N	Kentucky	4	5									
19 A	UCLA	0	7									
19 A	UCLA	2	15									
<hr/>												
LAST 10 GAMES												
41 N	San Diego St.	4	5	277 H	Centenary (LA)	4	0	240 N	Utah St.	4	6	
1 A	Arizona St.	0	10	277 H	Centenary (LA)	8	0	244 H	South Dakota St.	9	0	
117 N	UMKC	5	0	277 H	Centenary (LA)	9	0	244 H	South Dakota St.	9	7	
210 N	Southern Utah	8	0	37 A	BYU	3	6	244 H	South Dakota St.	11	0	
156 N	IPFW	5	0	210 A	Southern Utah	3	4	245 N	IUPUI	3	1	

Non-Div. I Games:

North Dakota St.

RPI	S	Opponent	Score	
245	N	IUPUI	4	1
245	N	IUPUI	7	0
255	N	Oakland	10	2
255	N	Oakland	12	5
255	N	Oakland	2	1
277	H	Centenary (LA)	9	0
277	H	Centenary (LA)	8	0
277	H	Centenary (LA)	4	0

North Dakota St.

N
o
r
t
h
D
a
k
o
t
a
S
t
.

N
o
r
t
h
D
a
k
o
t
a
S
t
.

[illegible]

Non-Div. I Games:

Ohio

Fla. Gulf Coast						Through Games Of Final													
Average RPI Win: 168		WON-LOST RECORD		WINNING PCT. RANK		LAST 10 GAMES		STRENGTH OF SCHEDULE		OPP. STRENGTH OF SCHEDULE		TEAM RPI		ADJ RPI		CONF. RPI		ADJ CONF. RPI	
DIV. I ONLY		31-25-0		.55357 110		6-4-0		121		107		96		.51545 104		12		12	
DIV. I NON-CONF.		17-19-0		.47222 147		0-0-0		148		103		131		.49662 130		13		13	
TOTALS		RPI 1-25		RPI 26-50		W-L RECORDS		RPI 51-100		RPI 101-150		RPI 150+							
31-25-0		0-4-0		0-2-0		OVERALL		6-12-0		8-3-0		17-4-0							
17-13-0		0-0-0		0-0-0		HOME		4-7-0		2-2-0		11-4-0							
5-8-0		0-2-0		0-2-0		AWAY		2-3-0		3-1-0		0-0-0							
9-4-0		0-2-0		0-0-0		NEUTRAL		0-2-0		3-0-0		6-0-0							
17-19-0		0-4-0		0-0-0		NON-CONFERENCE		0-10-0		5-2-0		12-3-0							
8-12-0		0-0-0		0-0-0		HOME		0-7-0		2-2-0		6-3-0							
0-3-0		0-2-0		0-0-		AWAY		0-1-0		0-0-0		0-0-0							
9-4-0		0-2-0		0-0-0		NEUTRAL		0-2-0		3-0-0		6-0-0							
14-6-0		0-0-0		0-2-0		CONFERENCE		6-2-0		3-1-0		5-1-0							
9-1-0		0-0-0		0-0-0		HOME		4-0-0		0-0-0		5-1-0							
5-5-0		0-0-0		0-2-0		AWAY		2-2-0		3-1-0		0-0-0							
0-0-0		0-0-0		0-0-0		NEUTRAL		0-0-0		0-0-0		0-0-0							
RPI	S	Opponent		Score		RPI	S	Opponent		Score		RPI	S	Opponent		Score			
1	A	Arizona St.		0 7		48	A	Jacksonville		2 5		52	N	Virginia Tech		3 10			
1	A	Arizona St.		1 11		48	A	Jacksonville		0 8		56	A	South Fla.		1 8			
2	N	Florida		0 6								60	H	FIU		2 3			
15	N	Oklahoma St.		1 10								60	H	FIU		2 4			
												62	H	Purdue		2 3			
												64	H	Southern Ill.		1 7			
												67	H	Iowa		9 11			
												68	H	Lipscomb		14 0			
												68	H	Lipscomb		5 1			
												71	N	North Carolina St.		2 8			
												82	H	Michigan St.		3 12			
												82	H	South Carolina		0 2			
												93	A	Kennesaw St.		2 0			
												93	A	Kennesaw St.		5 6			
												95	H	S.C. Upstate		2 0			
												95	H	S.C. Upstate		3 1			
												99	A	Mercer		2 3			
												99	A	Mercer		7 1			
																</			

RPI	S	Opponent	Score	
247	H	Belmont	6	0
247	H	Belmont	4	7
261	H	St. Francis (PA)	12	0
261	H	St. Francis (PA)	9	1
273	N	Weber St.	6	4

Fla. Gulf Coast

F
l
a
.
G
u
l
f
C
o
a
s
t

F
l
a
.
G
u
l
f
C
o
a
s
t

Average RPI Win:		181	WON-LOST RECORD		WINNING PCT. RANK		LAST 10 GAMES		STRENGTH OF SCHEDULE		OPP. STRENGTH OF SCHEDULE		TEAM RPI		ADJ RPI		CONF. RPI		ADJ CONF. RPI				
DIV. I ONLY			34-18-0	.65385	57	6-4-0		214	160	103	.51466	105	22	22									
DIV. I NON-CONF.			18-12-0	.6	80	0-1-0		210	144	114	.50589	114	22	22									
TOTALS		RPI 1-25		RPI 26-50		W-L RECORDS		RPI 51-100		RPI 101-150		RPI 150+											
34-18-0		0-1-0		1-1-0		OVERALL		2-6-0		8-4-0		23-6-0											
11-7-0		0-0-0		0-0-0		HOME		1-2-0		4-2-0		6-3-0											
11-5-0		0-1-0		0-0-0		AWAY		0-1-0		3-1-0		8-2-0											
12-6-0		0-0-0		1-1-0		NEUTRAL		1-3-0		1-1-0		9-1-0											
18-12-0		0-1-0		1-1-0		NON-CONFERENCE		2-6-0		2-1-0		13-3-0											
3-2-0		0-0-0		0-0-0		HOME		1-2-0		0-0-0		2-0-0											
3-4-0		0-1-0		0-0-		AWAY		0-1-0		1-0-0		2-2-0											
12-6-0		0-0-0		1-1-0		NEUTRAL		1-3-0		1-1-0		9-1-0											
16-6-0		0-0-0		0-0-0		CONFERENCE		0-0-0		6-3-0		10-3-0											
8-5-0		0-0-0		0-0-0		HOME		0-0-0		4-2-0		4-3-0											
8-1-0		0-0-0		0-0-0		AWAY		0-0-0		2-1-0		6-0-0											
0-0-0		0-0-0		0-0-0		NEUTRAL		0-0-0		0-0-0		0-0-0											
RPI	S	Opponent		Score		RPI	S	Opponent		Score		RPI	S	Opponent		Score							
25	A	Louisville		0	5	31	N	Texas Tech		0	4	58	A	Massachusetts		2	3	126	A	Connecticut		1	0
						48	N	Jacksonville		3	2	58	H	Massachusetts		2	3	127	H	Albany (NY)		1	3
												81	H	Harvard		1	2	127	H	Albany (NY)		7	2
												81	H	Harvard		5	3	127	H	Albany (NY)		6	4
												85	N	Miami (OH)		3	5	127	H	Albany (NY)		7	0
												93	N	Kennesaw St.		4	5	127	H	Albany (NY)		1	4
												99	N	Mercer		4	1	130	A	Binghamton		7	4
												100	N	Central Mich.		1	2	130	A	Binghamton		7	8
																		130	A	Binghamton		3	2
																		130	H	Binghamton		7	0
																		136	N	Quinnipiac		1	2
																		137	N	SIU Edwardsville		4	0
																		154	N	Robert Morris		2	0
																		161	N	Long Island		6	8
																		162	N	Kent St.		10	9
																		164	H	Bryant		6	5
																		166	A	Boston College		3	10
																		166	H	Boston College		10	9
																		173	N	Central Conn. St.		2	1
																		174	N	Wright St.		9	1
																		192	N	Florida A&M		7	0
																		207	H	Maine		1	6
																		207	H	Maine		2	8
																		207	H	Maine		3	2
																		209	A	Stony Brook		10	1
																		209	A	Stony Brook		9	0
																		209	A	Stony Brook		13	2
LAST 10 GAMES																							
																		127	H	Albany (NY)		1	3
																		127	H	Albany (NY)		1	4
																		130	H	Binghamton		7	0
																		217	H	UMBC		9	1
																		130	A	Binghamton		7	4

Non-Div. I Games:

Boston U.

B
O
S
T
O
N
U
.

Boston U.

Boston U.

N
e
w
M
e
x
i
c
o

New Mexico						Through Games Of Final														
Average RPI Win:		168	WON-LOST RECORD		WINNING PCT. RANK		LAST 10 GAMES		STRENGTH OF SCHEDULE		OPP. STRENGTH OF SCHEDULE		TEAM RPI		ADJ RPI		CONF. RPI		ADJ CONF. RPI	
DIV. I ONLY			19-26-0		.42222 189		2-8-0		62		66		109		.51319 106		9		9	
DIV. I NON-CONF.			14-16-0		.46667 150		0-0-0		58		57		84		.52986 83		8		8	
TOTALS		RPI 1-25		RPI 26-50		W-L RECORDS		RPI 51-100		RPI 101-150		RPI 150+								
19-26-0		0-8-0		3-9-0		OVERALL		2-4-0		1-2-0		13-3-0								
9-8-0		0-3-0		1-3-0		HOME		0-1-0		1-1-0		7-0-0								
5-14-0		0-3-0		1-5-0		AWAY		0-2-0		0-1-0		4-3-0								
5-4-0		0-2-0		1-1-0		NEUTRAL		2-1-0		0-0-0		2-0-0								
14-16-0		0-8-0		2-4-0		NON-CONFERENCE		2-1-0		0-0-0		10-3-0								
6-4-0		0-3-0		0-1-0		HOME		0-0-0		0-0-0		6-0-0								
3-8-0		0-3-0		1-0-		AWAY		0-0-0		0-0-0		2-3-0								
5-4-0		0-2-0		1-1-0		NEUTRAL		2-1-0		0-0-0		2-0-0								
5-10-0		0-0-0		1-5-0		CONFERENCE		0-3-0		1-2-0		3-0-0								
3-4-0		0-0-0		1-2-0		HOME		0-1-0		1-1-0		1-0-0								
2-6-0		0-0-0		0-3-0		AWAY		0-2-0		0-1-0		2-0-0								
0-0-0		0-0-0		0-0-0		NEUTRAL		0-0-0		0-0-0		0-0-0								
RPI	S	Opponent	Score		RPI	S	Opponent	Score		RPI	S	Opponent	Score							
7	N	Texas	2	3	29	N	DePaul	4	1	53	N	Pacific	4	15						
9	A	Baylor	0	4	31	A	Texas Tech	3	5	60	N	FIU	9	4						
9	A	Baylor	2	7	31	A	Texas Tech	6	9	60	N	FIU	10	2						
9	A	Baylor	1	3	34	N	La.-Lafayette	4	8	94	A	Utah	0	8						
12	H	Washington	3	12	37	A	BYU	3	11	94	A	Utah	9	12						
12	H	Washington	2	11	37	H	BYU	3	8	94	H	Utah	2	5						
12	H	Washington	4	7	37	H	BYU	3	2											
23	N	Notre Dame	0	5	41	A	San Diego St.	1	2											
					41	A	San Diego St.	3	6											
					41	H	San Diego St.	0	8											
					50	A	New Mexico St.	3	2											
					50	H	New Mexico St.	0	6											
					LAST 10 GAMES															
					41	A	San Diego St.	1	2	94	H	Utah	2	5						
					41	A	San Diego St.	3	6	214	H	Colorado St.	13	7						
					101	A	UNLV	1	2	94	A	Utah	9	12						
					37	H	BYU	3	2	94	A	Utah	0	8						
					37	H	BYU	3	8	37	A	BYU	3	11						

Non-Div. I Games:

New Mexico

N
e
w
M
e
x
i
c
o

Ga. Southern

Through Games Of Final

Average RPI Win: 167		WON-LOST	WINNING	LAST 10	STRENGTH OF		OPP. STRENGTH	TEAM	ADJ	CONF.	ADJ CONF.												
Average RPI Loss: 83		RECORD	PCT. RANK	GAMES	SCHEDULE		OF SCHEDULE	RPI	RPI	RPI	RPI												
DIV. I ONLY		28-29-0	.49123	152	4-6-0		80	119	106	.5121	107	16	16										
DIV. I NON-CONF.		12-19-0	.3871	190	0-1-0		51	58	111	.50813	111	16	16										
<hr/>																							
TOTALS		RPI 1-25		RPI 26-50		W-L RECORDS		RPI 51-100		RPI 101-150		RPI 150+											
28-29-0		0-7-0		0-7-0		OVERALL		5-4-0		9-8-0		14-3-0											
15-10-0		0-0-0		0-2-0		HOME		4-3-0		2-2-0		9-3-0											
9-14-0		0-5-0		0-5-0		AWAY		1-1-0		5-3-0		3-0-0											
4-5-0		0-2-0		0-0-0		NEUTRAL		0-0-0		2-3-0		2-0-0											
<hr/>																							
12-19-0		0-7-0		0-4-0		NON-CONFERENCE		5-4-0		4-3-0		3-1-0											
5-6-0		0-0-0		0-2-0		HOME		4-3-0		0-0-0		1-1-0											
3-8-0		0-5-0		0-0-		AWAY		1-1-0		2-0-0		0-0-0											
4-5-0		0-2-0		0-0-0		NEUTRAL		0-0-0		2-3-0		2-0-0											
<hr/>																							
16-10-0		0-0-0		0-3-0		CONFERENCE		0-0-0		5-5-0		11-2-0											
10-4-0		0-0-0		0-0-0		HOME		0-0-0		2-2-0		8-2-0											
6-6-0		0-0-0		0-3-0		AWAY		0-0-0		3-3-0		3-0-0											
0-0-0		0-0-0		0-0-0		NEUTRAL		0-0-0		0-0-0		0-0-0											
<hr/>																							
RPI	S	Opponent		Score		RPI	S	Opponent		Score		RPI	S	Opponent		Score							
6	A	Georgia		1	4	28	A	Auburn		1	9	78	A	Georgia St.		2	1						
13	A	Tennessee		2	10	45	A	Chattanooga		0	8	78	A	Georgia St.		2	3						
13	A	Tennessee		0	8	45	A	Chattanooga		4	7	84	H	Radford		3	4						
17	N	Kentucky		0	7	45	A	Chattanooga		3	5	84	H	Radford		0	7						
17	N	Kentucky		1	9	48	H	Jacksonville		0	4	93	H	Kennesaw St.		7	2						
22	A	Georgia Tech		0	13	48	H	Jacksonville		2	8	93	H	Kennesaw St.		4	2						
22	A	Georgia Tech		0	10	49	A	Florida St.		4	6	99	H	Mercer		3	2						
												99	H	Mercer		1	6						
												99	H	Mercer		7	5						
<hr/>																							
						LAST 10 GAMES																	
						120 H Appalachian St.						2	4	160 H UNC Greensboro						7	2		
						160 H UNC Greensboro						0	2	160 H UNC Greensboro						8	0		
						45 A Chattanooga						3	5	160 H UNC Greensboro						3	1		
						45 A Chattanooga						4	7	6 A Georgia						1	4		
						45 A Chattanooga						0	8	223 H Furman						1	0		

Non-Div. I Games:

Ga. Southern

Ga. Southern

RPI	S	Opponent	Score	
249	N	Northern Colo.	13	5
256	H	North Dakota	9	1
268	H	South Dakota	8	0
268	H	South Dakota	11	0

Average RPI Win: 179		WON-LOST RECORD		WINNING PCT. RANK		LAST 10 GAMES		STRENGTH OF SCHEDULE		OPP. STRENGTH OF SCHEDULE		TEAM RPI		ADJ RPI		CONF. RPI		ADJ CONF. RPI	
DIV. I ONLY		32-24-0		.57143 91		6-4-0		138		175		107		.51081 109		15		17	
DIV. I NON-CONF.		14-14-0		.5 127		0-0-0		171		199		146		.48928 142		17		17	
TOTALS		RPI 1-25		RPI 26-50		W-L RECORDS		RPI 51-100		RPI 101-150		RPI 150+							
32-24-0		0-2-0		0-2-0		OVERALL		6-10-0		5-2-0		21-8-0							
9-3-0		0-0-0		0-0-0		HOME		2-1-0		2-1-0		5-1-0							
8-15-0		0-2-0		0-2-0		AWAY		1-5-0		2-1-0		5-5-0							
15-6-0		0-0-0		0-0-0		NEUTRAL		3-4-0		1-0-0		11-2-0							
14-14-0		0-2-0		0-2-0		NON-CONFERENCE		0-6-0		1-0-0		13-4-0							
1-0-0		0-0-0		0-0-0		HOME		0-0-0		0-0-0		1-0-0							
2-10-0		0-2-0		0-0-		AWAY		0-4-0		0-0-0		2-2-0							
11-4-0		0-0-0		0-0-0		NEUTRAL		0-2-0		1-0-0		10-2-0							
18-10-0		0-0-0		0-0-0		CONFERENCE		6-4-0		4-2-0		8-4-0							
8-3-0		0-0-0		0-0-0		HOME		2-1-0		2-1-0		4-1-0							
6-5-0		0-0-0		0-0-0		AWAY		1-1-0		2-1-0		3-3-0							
4-2-0		0-0-0		0-0-0		NEUTRAL		3-2-0		0-0-0		1-0-0							
RPI	S	Opponent		Score		RPI	S	Opponent		Score		RPI	S	Opponent		Score			
23	A	Notre Dame		1	6	30	A	Indiana		3	4	64	N	Southern Ill.		0	7		
23	A	Notre Dame		0	5	30	A	Indiana		2	4	68	A	Lipscomb		0	2		
												69	A	Mississippi St.		0	2		
												75	N	Eastern Ill.		0	6		
												85	A	Miami (OH)		1	7		
												85	A	Miami (OH)		0	3		
												87	H	Valparaiso		2	0		
												87	H	Valparaiso		1	7		
												87	H	Valparaiso		2	0		
												87	N	Valparaiso		3	1		
												87	N	Valparaiso		5	4		
												98	A	Ill.-Chicago		1	2		
												98	A	Ill.-Chicago		10	5		
												98	N	Ill.-Chicago		1	2		
												98	N	Ill.-Chicago		1	0		
												98	N	Ill.-Chicago		3	5		

Non-Div. I Games:

Butler

RPI	S	Opponent	Score	
232	H	Youngstown St.	4	3
260	N	Hartford	5	4
262	A	Detroit	9	0
262	A	Detroit	8	6
262	A	Detroit	11	1
270	N	Bucknell	5	1
271	N	Rider	9	2
281	N	St. Peter's	10	0
281	N	St. Peter's	10	0

B
u
t
l
e
r

B
u
t
l
e
r

Butler

Average RPI Win:	171	WON-LOST RECORD	WINNING PCT. RANK	LAST 10 GAMES	STRENGTH OF SCHEDULE	OPP. STRENGTH OF SCHEDULE	TEAM RPI	ADJ RPI	CONF. RPI	ADJ CONF. RPI					
Average RPI Loss:	69														
DIV. I ONLY		27-26-0	.50943	137	4-6-0	123	82	112	.50877	110	10	10			
DIV. I NON-CONF.		16-16-0	.5	127	0-0-0	92	94	90	.52107	91	10	10			
<hr/>															
TOTALS	RPI 1-25	RPI 26-50		W-L RECORDS		RPI 51-100		RPI 101-150		RPI 150+					
27-26-0	0-9-0	0-3-0		OVERALL		4-6-0		8-4-0		15-4-0					
16-8-0	0-0-0	0-0-0		HOME		2-3-0		4-3-0		10-2-0					
5-11-0	0-5-0	0-3-0		AWAY		0-3-0		3-0-0		2-0-0					
6-7-0	0-4-0	0-0-0		NEUTRAL		2-0-0		1-1-0		3-2-0					
16-16-0	0-9-0	0-0-0		NON-CONFERENCE		3-1-0		3-3-0		10-3-0					
8-4-0	0-0-0	0-0-0		HOME		1-1-0		2-2-0		5-1-0					
2-5-0	0-5-0	0-0-		AWAY		0-0-0		0-0-0		2-0-0					
6-7-0	0-4-0	0-0-0		NEUTRAL		2-0-0		1-1-0		3-2-0					
11-10-0	0-0-0	0-3-0		CONFERENCE		1-5-0		5-1-0		5-1-0					
8-4-0	0-0-0	0-0-0		HOME		1-2-0		2-1-0		5-1-0					
3-6-0	0-0-0	0-3-0		AWAY		0-3-0		3-0-0		0-0-0					
0-0-0	0-0-0	0-0-0		NEUTRAL		0-0-0		0-0-0		0-0-0					
RPI	S	Opponent	Score	RPI	S	Opponent	Score	RPI	S	Opponent	Score				
1	A	Arizona St.	0 8	35	A	Long Beach St.	0 5	53	A	Pacific	2 3				
1	A	Arizona St.	1 9	35	A	Long Beach St.	2 3	53	A	Pacific	2 9				
1	A	Arizona St.	3 11	35	A	Long Beach St.	5 6	53	A	Pacific	1 5				
5	N	California	1 2					72	H	Wisconsin	4 5				
13	N	Tennessee	0 2					72	H	Wisconsin	7 0				
15	N	Oklahoma St.	1 9					77	N	Oregon St.	3 0				
16	N	Stanford	2 7					91	H	Cal St. Fullerton	2 3				
19	A	UCLA	4 10					91	H	Cal St. Fullerton	4 5				
19	A	UCLA	2 12					91	H	Cal St. Fullerton	2 1				
								94	N	Utah	4 2				
										101	H	UNLV	3 9		
										101	H	UNLV	1 2		
										123	N	Loyola Marymount	4 9		
										128	H	Western Ky.	3 2		
										128	H	Western Ky.	1 0		
										132	A	Cal Poly	12 2		
										132	A	Cal Poly	5 2		
										132	A	Cal Poly	10 2		
										141	N	Ohio St.	11 3		
										147	H	Cal St. Northridge	5 4		
										147	H	Cal St. Northridge	2 9		
										147	H	Cal St. Northridge	4 2		
										156	N	IPFW	2 6		
										158	H	UC Davis	2 0		
										158	H	UC Davis	4 3		
										158	H	UC Davis	3 2		
										161	N	Long Island	9 5		
										163	H	San Diego	2 5		
										171	N	Southern Miss.	14 6		
										180	N	Sacramento St.	5 6		
										193	H	Wichita St.	5 1		
										193	H	Wichita St.	4 3		
										221	H	UC Riverside	7 5		
										221	H	UC Riverside	8 11		
										221	H	UC Riverside	3 0		
										226	N	Howard	8 0		
										259	A	Cal St. Bakersfield	5 2		
				LAST 10 GAMES											
				158	H	UC Davis	2 0	53	A	Pacific	2 3	221	H	UC Riverside	7 5
				158	H	UC Davis	3 2	35	A	Long Beach St.	2 3	221	H	UC Riverside	8 11
				158	H	UC Davis	4 3	35	A	Long Beach St.	5 6	221	H	UC Riverside	3 0
				53	A	Pacific	2 9	35	A	Long Beach St.	0 5	226	N	Howard	8 0
				53	A	Pacific	1 5	147	H	Cal St. Northridge	4 2	259	A	Cal St. Bakersfield	5 2

Non-Div. I Games:

UC Santa Barbara

RPI	S	Opponent	Score	
259	A	Cal St. Bakersfield	11	1
268	H	South Dakota	4	1
268	H	South Dakota	4	1
269	H	Seattle	10	0

UC Santa Barbara

U
C
S
a
n
t
a
B
a
r
b
a
r
a

U
C
S
a
n
t
a
B
a
r
b
a
r
a

Average RPI Win: 189		WON-LOST	WINNING	LAST 10	STRENGTH OF		OPP. STRENGTH	TEAM	ADJ	CONF.	ADJ CONF.
Average RPI Loss: 109		RECORD	PCT. RANK	GAMES	SCHEDULE		OF SCHEDULE	RPI	RPI	RPI	RPI
DIV. I ONLY		29-21-0	.58	88	6-4-0		167	174	113	.50766	111
DIV. I NON-CONF.		15-9-0	.625	66	0-0-0		186	188	93	.51849	94
TOTALS		RPI 1-25	RPI 26-50		W-L RECORDS		RPI 51-100		RPI 101-150		RPI 150+
29-21-0		0-2-0	0-1-0		OVERALL		2-6-0		7-6-0		20-6-0
8-2-0		0-0-0	0-0-0		HOME		0-0-0		2-0-0		6-2-0
12-9-0		0-0-0	0-0-0		AWAY		2-4-0		1-2-0		9-3-0
9-10-0		0-2-0	0-1-0		NEUTRAL		0-2-0		4-4-0		5-1-0
15-9-0		0-2-0	0-1-0		NON-CONFERENCE		1-1-0		4-2-0		10-3-0
2-0-0		0-0-0	0-0-0		HOME		0-0-0		0-0-0		2-0-0
5-3-0		0-0-0	0-0-		AWAY		1-1-0		0-0-0		4-2-0
8-6-0		0-2-0	0-1-0		NEUTRAL		0-0-0		4-2-0		4-1-0
14-12-0		0-0-0	0-0-0		CONFERENCE		1-5-0		3-4-0		10-3-0
6-2-0		0-0-0	0-0-0		HOME		0-0-0		2-0-0		4-2-0
7-6-0		0-0-0	0-0-0		AWAY		1-3-0		1-2-0		5-1-0
1-4-0		0-0-0	0-0-0		NEUTRAL		0-2-0		0-2-0		1-0-0
RPI S	Opponent	Score	RPI S	Opponent	Score	RPI S	Opponent	Score	RPI S	Opponent	Score
5 N	California	0 6	37 N	BYU	0 8	55 A	Hawaii	1 2	109 A	Butler	6 0
5 N	California	0 9				57 A	A&M-Corpus Christi	3 0	109 A	Butler	1 3
						87 A	Valparaiso	0 3	109 A	Butler	1 2
						87 A	Valparaiso	2 4	114 N	Ball St.	1 0
						87 N	Valparaiso	1 2	115 H	Loyola (IL)	1 0
						98 A	Ill.-Chicago	0 6	115 H	Loyola (IL)	1 0
						98 A	Ill.-Chicago	1 0	115 N	Loyola (IL)	2 4
						98 N	Ill.-Chicago	0 9	115 N	Loyola (IL)	4 7
									117 N	UMKC	6 7
									121 N	Texas-Arlington	1 5
									121 N	Texas-Arlington	3 1
									122 N	Iona	2 1
									122 N	Iona	5 0
									151 N	Charlotte	2 0
									167 H	Green Bay	1 4
									167 H	Green Bay	9 4
									167 H	Green Bay	0 3
									174 A	Wright St.	6 7
									174 A	Wright St.	7 1
									174 A	Wright St.	4 0
									174 N	Wright St.	4 2
									178 N	Towson	6 11
									184 A	Niagara	4 5
									184 A	Niagara	0 4
									222 A	Winthrop	6 1
									227 N	Gardner-Webb	3 1
									232 H	Youngstown St.	3 1
									232 H	Youngstown St.	3 1
LAST 10 GAMES											
			87 N	Valparaiso	1 2	262 A	Detroit	5 1			
			174 N	Wright St.	4 2	262 A	Detroit	6 4			
			98 N	Ill.-Chicago	0 9	262 A	Detroit	7 2			
			87 A	Valparaiso	0 3	232 H	Youngstown St.	11 0			
			87 A	Valparaiso	2 4	232 H	Youngstown St.	3 1			

Non-Div. I Games:

Cleveland St.

RPI	S	Opponent	Score	
232	H	Youngstown St.	3	1
232	H	Youngstown St.	11	0
245	H	IUPUI	4	2
245	H	IUPUI	11	5
247	N	Belmont	4	1
248	A	Austin Peay	7	0
254	A	Toledo	8	0
254	A	Toledo	11	2
257	N	UNC Wilmington	6	5
262	A	Detroit	7	2
262	A	Detroit	6	4
262	A	Detroit	5	1

C
l
e
v
e
l
a
n
d
s
t
.

C
l
e
v
e
l
a
n
d
s
t
.

Average RPI Win: 176		WON-LOST	WINNING	LAST 10	STRENGTH OF		OPP. STRENGTH	TEAM	ADJ	CONF.	ADJ CONF.
Average RPI Loss: 92		RECORD	PCT. RANK	GAMES	SCHEDULE		OF SCHEDULE	RPI	RPI	RPI	RPI
DIV. I ONLY		32-28-0	.53333	120	4-6-0		124	139	111	.5076	112
DIV. I NON-CONF.		19-17-0	.52778	116	1-2-0		167	179	122	.49888	125
TOTALS		RPI 1-25	RPI 26-50		W-L RECORDS		RPI 51-100		RPI 101-150		RPI 150+
32-28-0		0-2-0	1-8-0		OVERALL		7-7-0		7-7-0		17-4-0
14-9-0		0-0-0	1-3-0		HOME		4-1-0		2-4-0		7-1-0
10-10-0		0-2-0	0-4-0		AWAY		1-3-0		1-1-0		8-0-0
8-9-0		0-0-0	0-1-0		NEUTRAL		2-3-0		4-2-0		2-3-0
19-17-0		0-2-0	1-6-0		NON-CONFERENCE		1-1-0		6-4-0		11-4-0
9-6-0		0-0-0	1-3-0		HOME		1-0-0		2-2-0		5-1-0
4-4-0		0-2-0	0-0-		AWAY		0-0-0		0-0-0		4-0-0
6-7-0		0-0-0	0-1-0		NEUTRAL		0-1-0		4-2-0		2-3-0
13-11-0		0-0-0	0-2-0		CONFERENCE		6-6-0		1-3-0		6-0-0
5-3-0		0-0-0	0-0-0		HOME		3-1-0		0-2-0		2-0-0
6-6-0		0-0-0	0-2-0		AWAY		1-3-0		1-1-0		4-0-0
2-2-0		0-0-0	0-0-0		NEUTRAL		2-2-0		0-0-0		0-0-0
RPI S	Opponent	Score	RPI S	Opponent	Score	RPI S	Opponent	Score	RPI S	Opponent	Score
1 A	Arizona St.	4 13	28 A	Auburn	1 3	52 N	Virginia Tech	3 5	104 H	Fla. Gulf Coast	2 3
6 A	Georgia	0 7	33 A	East Carolina	0 6	65 H	Virginia	7 2	104 H	Fla. Gulf Coast	1 9
			42 H	North Carolina	7 4	68 A	Lipscomb	5 3	113 H	Col. of Charleston	3 2
			42 H	North Carolina	1 6	68 A	Lipscomb	1 8	113 H	Col. of Charleston	1 7
			45 N	Chattanooga	7 9	68 N	Lipscomb	2 7	119 N	McNeese St.	11 1
			47 H	Longwood	4 5	93 H	Kennesaw St.	1 17	137 H	SIU Edwardsville	6 1
			47 H	Longwood	1 4	93 H	Kennesaw St.	8 4	137 H	SIU Edwardsville	2 6
			48 A	Jacksonville	0 1	93 N	Kennesaw St.	7 1	138 N	Fairfield	1 2
			48 A	Jacksonville	1 2	95 A	S.C. Upstate	0 6	142 A	North Florida	4 3
						95 A	S.C. Upstate	0 3	142 A	North Florida	6 7
						99 H	Mercer	3 2	143 N	James Madison	1 3
						99 H	Mercer	6 3	144 N	Creighton	7 6
						99 N	Mercer	3 0	145 N	Lehigh	2 1
						99 N	Mercer	1 2	145 N	Lehigh	11 3
									152 H	Charleston So.	2 0
									152 H	Charleston So.	0 2
									171 N	Southern Miss.	11 10
									178 N	Towson	0 2
									181 N	Western Ill.	2 5
									186 H	Stetson	8 7
									186 H	Stetson	2 1
									225 A	East Tenn. St.	7 4
									225 A	East Tenn. St.	7 1
									226 N	Howard	15 4
									229 H	Drexel	10 7
									247 A	Belmont	8 3
									247 A	Belmont	12 4
LAST 10 GAMES			68 N	Lipscomb	2 7	47 H	Longwood	1 4	225 A	East Tenn. St.	7 1
			99 N	Mercer	3 0	286 H	N.C. Central	10 0	226 N	Howard	15 4
			93 N	Kennesaw St.	7 1	95 A	S.C. Upstate	0 3	229 H	Drexel	10 7
			99 N	Mercer	1 2	95 A	S.C. Upstate	0 6	247 A	Belmont	8 3
			47 H	Longwood	4 5	225 A	East Tenn. St.	7 4	247 A	Belmont	12 4

Non-Div. I Games:

Campbell

Campbell

Average RPI Win:		183	WON-LOST RECORD		WINNING PCT. RANK		LAST 10 GAMES		STRENGTH OF SCHEDULE		OPP. STRENGTH OF SCHEDULE		TEAM RPI		ADJ RPI		CONF. RPI		ADJ CONF. RPI					
DIV. I ONLY			37-21-0		.63793		64		6-4-0		226		184		116		.50625		113		16		16	
DIV. I NON-CONF.			21-8-0		.72414		34		0-0-0		249		221		96		.51524		103		16		16	
TOTALS		RPI 1-25		RPI 26-50		W-L RECORDS		RPI 51-100		RPI 101-150		RPI 150+												
37-21-0		0-2-0		3-1-0		OVERALL		3-1-0		4-8-0		27-9-0												
20-9-0		0-2-0		3-0-0		HOME		1-0-0		2-4-0		14-3-0												
9-9-0		0-0-0		0-0-0		AWAY		0-0-0		1-3-0		8-6-0												
8-3-0		0-0-0		0-1-0		NEUTRAL		2-1-0		1-1-0		5-0-0												
21-8-0		0-2-0		0-0-0		NON-CONFERENCE		3-1-0		1-1-0		17-4-0												
12-5-0		0-2-0		0-0-0		HOME		1-0-0		0-0-0		11-3-0												
5-2-0		0-0-0		0-0-		AWAY		0-0-0		1-1-0		4-1-0												
4-1-0		0-0-0		0-0-0		NEUTRAL		2-1-0		0-0-0		2-0-0												
16-13-0		0-0-0		3-1-0		CONFERENCE		0-0-0		3-7-0		10-5-0												
8-4-0		0-0-0		3-0-0		HOME		0-0-0		2-4-0		3-0-0												
4-7-0		0-0-0		0-0-0		AWAY		0-0-0		0-2-0		4-5-0												
4-2-0		0-0-0		0-1-0		NEUTRAL		0-0-0		1-1-0		3-0-0												
RPI	S	Opponent		Score		RPI	S	Opponent		Score		RPI	S	Opponent		Score								
3	H	Alabama		1	7	45	H	Chattanooga		3	0	70	H	Iowa St.		2	1							
23	H	Notre Dame		0	2	45	H	Chattanooga		5	1	84	N	Radford		1	4							
						45	H	Chattanooga		1	0	96	N	Western Mich.		5	3							
						45	N	Chattanooga		2	11	100	N	Central Mich.		4	3							
															112	A	Campbell	7	1					
															112	A	Campbell	2	3					
															120	A	Appalachian St.	1	7					
															120	A	Appalachian St.	1	6					
															120	N	Appalachian St.	6	3					
															140	H	Elon	0	4					
															140	H	Elon	2	5					
															140	H	Elon	1	0					
															140	N	Elon	5	7					
															152	A	Charleston So.	2	5					
															152	A	Charleston So.	5	3					
															152	H	Charleston So.	6	3					
															152	H	Charleston So.	4	3					
															160	A	UNC Greensboro	7	0					
															160	A	UNC Greensboro	0	4					
															160	A	UNC Greensboro	4	5					
															160	N	UNC Greensboro	2	0					
															178	H	Towson	6	3					
															182	A	Coastal Caro.	6	1					
															182	H	Coastal Caro.	4	0					
															185	H	Akron	3	6					
															199	H	Marist	8	1					
															201	H	Morehead St.	3	2					
															207	N	Maine	5	0					
				LAST 10 GAMES																				
				160	N	UNC Greensboro		2	0	140	N	Elon		5	7	182	H	Coastal Caro.		4	0			
				45	N	Chattanooga		2	11	216	A	Samford		4	2	185	H	Akron		3	6			
				216	N	Samford		8	5	216	A	Samford		3	4	199	H	Marist		8	1			
				120	N	Appalachian St.		6	3	216	A	Samford		8	12	201	H	Morehead St.		3	2			
				223	N	Furman		4	2	263	H	Western Caro.		3	2	207	N	Maine		5	0			

Non-Div. I Games:

Col. of Charleston

RPI	S	Opponent	Score	
216	A	Samford	8	12
216	A	Samford	4	2
216	A	Samford	3	4
216	N	Samford	8	5
220	H	Canisius	3	4
223	A	Furman	6	4
223	A	Furman	3	4
223	A	Furman	7	3
223	N	Furman	4	2
225	H	East Tenn. St.	3	1
229	H	Drexel	2	4
233	H	Georgetown	1	0
233	H	Georgetown	3	1
239	N	Columbia	3	0
263	H	Western Caro.	8	0
263	H	Western Caro.	3	2
263	H	Western Caro.	6	0
288	A	South Carolina St.	4	1
288	A	South Carolina St.	12	0
288	H	South Carolina St.	15	0
288	H	South Carolina St.	8	0

Col. of Charleston

C
o
l
.
o
f
C
h
a
r
l
e
s
t
o
n

C
o
l
.
o
f
C
h
a
r
l
e
s
t
o
n

[illegible]

Non-Div. I Games:

Ball St.

Ballet.

B
a
l
l
s
t
.

Ball St.

[illegible]

Non-Div. I Games:

Loyola (IL)

RPI	S	Opponent	Score	
253	N	Wagner	3	0
262	A	Detroit	4	2
262	A	Detroit	10	0
262	A	Detroit	2	0
275	N	La Salle	5	2

Loyola (IL)

L
o
y
o
l
a
(
I
L
)

L
o
y
o
l
a
(
I
L
)

Average RPI Win:		156	WON-LOST RECORD		WINNING PCT. RANK	LAST 10 GAMES	STRENGTH OF SCHEDULE		OPP. STRENGTH OF SCHEDULE	TEAM RPI	ADJ RPI	CONF. RPI	ADJ CONF. RPI				
Average RPI Loss:		85															
DIV. I ONLY			27-28-0		.49091	153	2-8-0		108	118	119	.50376	116	7	7		
DIV. I NON-CONF.			17-12-0		.58621	90	2-1-0		202	178	117	.50415	117	9	9		
TOTALS		RPI 1-25		RPI 26-50		W-L RECORDS		RPI 51-100		RPI 101-150		RPI 150+					
27-28-0		0-5-0		0-4-0		OVERALL		8-10-0		9-5-0		10-4-0					
15-8-0		0-0-0		0-3-0		HOME		4-4-0		4-0-0		7-1-0					
7-13-0		0-2-0		0-1-0		AWAY		4-5-0		1-4-0		2-1-0					
5-7-0		0-3-0		0-0-0		NEUTRAL		0-1-0		4-1-0		1-2-0					
17-12-0		0-5-0		0-1-0		NON-CONFERENCE		1-1-0		6-1-0		10-4-0					
9-2-0		0-0-0		0-0-0		HOME		1-1-0		1-0-0		7-1-0					
3-5-0		0-2-0		0-0-		AWAY		0-0-0		1-1-0		2-1-0					
5-5-0		0-3-0		0-0-0		NEUTRAL		0-0-0		4-0-0		1-2-0					
10-16-0		0-0-0		0-3-0		CONFERENCE		7-9-0		3-4-0		0-0-0					
6-6-0		0-0-0		0-3-0		HOME		3-3-0		3-0-0		0-0-0					
4-8-0		0-0-0		0-0-0		AWAY		4-5-0		0-3-0		0-0-0					
0-2-0		0-0-0		0-0-0		NEUTRAL		0-1-0		0-1-0		0-0-0					
RPI	S	Opponent		Score		RPI	S	Opponent		Score		RPI	S	Opponent		Score	
9	A	Baylor		1	2	34	H	La.-Lafayette		0	3	60	H	FIU		2	5
10	N	Oklahoma		4	14	34	H	La.-Lafayette		0	5	60	H	FIU		8	7
13	A	Tennessee		1	3	34	H	La.-Lafayette		3	12	60	H	FIU		1	0
20	N	Houston		0	8	50	A	New Mexico St.		3	6	61	A	Fla. Atlantic		4	6
20	N	Houston		0	1							61	A	Fla. Atlantic		1	3
												61	A	Fla. Atlantic		7	6
												66	H	South Ala.		2	5
												66	H	South Ala.		1	3
												66	H	South Ala.		11	3
												66	N	South Ala.		2	10
												75	H	Eastern Ill.		2	1
												75	H	Eastern Ill.		0	1
												92	A	North Texas		7	2
												92	A	North Texas		1	8
												92	A	North Texas		1	2
												97	A	Troy		6	5
												97	A	Troy		0	3
												97	A	Troy		7	1

Non-Div. I Games:

La.-Monroe

L
a
.
-
M
o
n
r
o
e

L
a
.
-
M
o
n
r
o
e

La. -Monroe

Average RPI Win:		197	WON-LOST RECORD		WINNING PCT. RANK		LAST 10 GAMES		STRENGTH OF SCHEDULE		OPP. STRENGTH OF SCHEDULE		TEAM RPI		ADJ RPI		CONF. RPI		ADJ CONF. RPI				
DIV. I ONLY			36-16-0		.69231 34		8-2-0		245		190		108		.50357 117		25		25				
DIV. I NON-CONF.			16-9-0		.64 61		1-0-0		217		157		103		.50849 109		23		23				
TOTALS		RPI 1-25		RPI 26-50		W-L RECORDS		RPI 51-100		RPI 101-150		RPI 150+											
36-16-0		0-2-0		0-0-0		OVERALL		2-3-0		8-2-0		26-9-0											
15-3-0		0-0-0		0-0-0		HOME		1-1-0		3-0-0		11-2-0											
12-6-0		0-0-0		0-0-0		AWAY		1-2-0		2-0-0		9-4-0											
9-7-0		0-2-0		0-0-0		NEUTRAL		0-0-0		3-2-0		6-3-0											
16-9-0		0-2-0		0-0-0		NON-CONFERENCE		2-3-0		5-1-0		9-3-0											
5-1-0		0-0-0		0-0-0		HOME		1-1-0		0-0-0		4-0-0											
4-3-0		0-0-0		0-0-		AWAY		1-2-0		2-0-0		1-1-0											
7-5-0		0-2-0		0-0-0		NEUTRAL		0-0-0		3-1-0		4-2-0											
20-7-0		0-0-0		0-0-0		CONFERENCE		0-0-0		3-1-0		17-6-0											
10-2-0		0-0-0		0-0-0		HOME		0-0-0		3-0-0		7-2-0											
8-3-0		0-0-0		0-0-0		AWAY		0-0-0		0-0-0		8-3-0											
2-2-0		0-0-0		0-0-0		NEUTRAL		0-0-0		0-1-0		2-1-0											
RPI	S	Opponent		Score		RPI	S	Opponent		Score		RPI	S	Opponent		Score							
4	N	Missouri		0	3			51	H	Kansas	2	4	102	H	North Dakota St.		1	0					
11	N	Michigan		1	4			51	H	Kansas	2	1	102	H	North Dakota St.		8	1					
								80	A	Missouri St.	4	5	102	H	North Dakota St.		4	0					
								80	A	Missouri St.	1	9	102	N	North Dakota St.		0	5					
								90	A	UCF	12	3	111	N	Cleveland St.		7	6					
													114	N	Ball St.		3	2					
													118	A	Arkansas		2	1					
													129	A	St. Louis		7	6					
													133	N	UT Martin		2	3					
													142	N	North Florida		5	3					
													153	N	Villanova		0	1					
													156	A	IPFW		0	2					
													156	A	IPFW		2	7					
													156	A	IPFW		1	3					
													156	N	IPFW		5	2					
													181	H	Western Ill.		3	2					
													181	H	Western Ill.		5	0					
													181	H	Western Ill.		1	10					
													191	A	Southeastern La.		5	3					
													197	N	Nicholls St.		9	6					
													207	N	Maine		6	0					
													210	H	Southern Utah		4	1					
													210	H	Southern Utah		7	2					
													210	H	Southern Utah		5	1					
													210	N	Southern Utah		0	1					
													210	N	Southern Utah		4	3					
													230	N	Jackson St.		10	4					
LAST 10 GAMES																							
						102	N	North Dakota St.		0	5	210	H	Southern Utah		4	1	210	H	Southern Utah		7	2
						156	N	IPFW		5	2	210	H	Southern Utah		7	2	210	H	Southern Utah		5	1
						210	N	Southern Utah		4	3	118	A	Arkansas		2	1	210	N	Southern Utah		0	1
						210	N	Southern Utah		0	1	245	A	IUPUI		8	6	210	N	Southern Utah		4	3
						210	H	Southern Utah		5	1	245	A	IUPUI		9	0	230	N	Jackson St.		10	4

Non-Div. I Games:	Wis.-Parkside	6	3	Wis.-Parkside	7	3
--------------------------	----------------------	----------	----------	----------------------	----------	----------

UMKC

RPI	S	Opponent	Score	
243	N	Southern U.	3	1
244	H	South Dakota St.	7	9
244	H	South Dakota St.	5	1
244	H	South Dakota St.	5	0
245	A	IUPUI	9	0
245	A	IUPUI	8	6
247	N	Belmont	5	6
248	A	Austin Peay	4	5
255	A	Oakland	11	5
255	A	Oakland	4	2
255	A	Oakland	5	4
256	H	North Dakota	4	0
256	H	North Dakota	4	3
268	H	South Dakota	2	0
268	H	South Dakota	5	3
277	A	Centenary (LA)	11	2
277	A	Centenary (LA)	6	2
277	A	Centenary (LA)	8	2

U
M
K
C

U
M
K
C

Average RPI Win:		151	WON-LOST		WINNING		LAST 10		STRENGTH OF		OPP. STRENGTH		TEAM	ADJ		CONF.	ADJ CONF.
Average RPI Loss:		47	RECORD		PCT. RANK		GAMES		SCHEDULE		OF SCHEDULE		RPI	RPI		RPI	RPI
DIV. I ONLY			13-39-0		.25 257		3-7-0		17		25		126	.50323 118		3	3
DIV. I NON-CONF.			10-16-0		.38462 191		1-2-0		54		115		118	.50596 113		3	3
TOTALS		RPI 1-25		RPI 26-50		W-L RECORDS		RPI 51-100		RPI 101-150		RPI 150+					
13-39-0		2-18-0		0-6-0		OVERALL		2-9-0		3-4-0		6-2-0					
3-12-0		1-5-0		0-3-0		HOME		1-3-0		1-1-0		0-0-0					
1-20-0		0-11-0		0-1-0		AWAY		0-6-0		0-1-0		1-1-0					
9-7-0		1-2-0		0-2-0		NEUTRAL		1-0-0		2-2-0		5-1-0					
10-16-0		1-4-0		0-3-0		NON-CONFERENCE		1-4-0		3-4-0		5-1-0					
1-2-0		0-0-0		0-0-0		HOME		0-1-0		1-1-0		0-0-0					
0-7-0		0-2-0		0-0-		AWAY		0-3-0		0-1-0		0-0-0					
9-7-0		1-2-0		0-2-0		NEUTRAL		1-0-0		2-2-0		5-1-0					
3-23-0		1-14-0		0-3-0		CONFERENCE		1-5-0		0-0-0		1-1-0					
2-10-0		1-5-0		0-3-0		HOME		1-2-0		0-0-0		0-0-0					
1-13-0		0-9-0		0-0-0		AWAY		0-3-0		0-0-0		1-1-0					
0-0-0		0-0-0		0-0-0		NEUTRAL		0-0-0		0-0-0		0-0-0					
RPI	S	Opponent		Score		RPI	S	Opponent		Score		RPI	S	Opponent		Score	
2	A	Florida		0 8		28	H	Auburn		1 5		56	A	South Fla.		0 2	
2	A	Florida		1 8		28	H	Auburn		0 2		57	A	A&M-Corpus Christi		4 5	
2	A	Florida		0 4		28	H	Auburn		1 9		57	A	A&M-Corpus Christi		0 4	
3	A	Alabama		3 12		34	A	La.-Lafayette		1 14		69	A	Mississippi St.		0 2	
3	A	Alabama		0 9		35	N	Long Beach St.		0 11		69	A	Mississippi St.		5 6	
3	A	Alabama		1 10		44	N	Memphis		2 14		69	A	Mississippi St.		0 3	
4	A	Missouri		0 12								80	H	Missouri St.		1 2	
6	H	Georgia		2 1								82	H	South Carolina		2 1	
11	N	Michigan		0 8								82	H	South Carolina		4 5	
13	A	Tennessee		0 8								82	H	South Carolina		3 7	
13	A	Tennessee		1 11								94	N	Utah		8 4	
13	A	Tennessee		1 9													
15	A	Oklahoma St.		0 1													
17	H	Kentucky		2 7													
17	H	Kentucky		0 4													
18	N	Oregon		7 8													
19	N	UCLA		4 3													
24	H	LSU		1 10													
24	H	LSU		0 8													
24	H	LSU		0 1													
LAST 10 GAMES																	
117	H	UMKC		1 2		6	H	Georgia		2 1							
13	A	Tennessee		1 9		44	N	Memphis		2 14							
13	A	Tennessee		0 8		82	H	South Carolina		4 5							
13	A	Tennessee		1 11		82	H	South Carolina		2 1							
116	H	La.-Monroe		1 0		82	H	South Carolina		3 7							

Non-Div. I Games:

Arkansas

Average RPI Win:		173	WON-LOST RECORD		WINNING PCT. RANK		LAST 10 GAMES		STRENGTH OF SCHEDULE		OPP. STRENGTH OF SCHEDULE		TEAM RPI		ADJ RPI		CONF. RPI		ADJ CONF. RPI			
DIV. I ONLY			31-29-0		.51667 135		7-3-0		120		157		118		.50223 119		14		14			
DIV. I NON-CONF.			10-14-0		.41667 176		0-0-0		117		213		159		.48109 159		14		14			
TOTALS		RPI 1-25		RPI 26-50		W-L RECORDS		RPI 51-100		RPI 101-150		RPI 150+										
31-29-0		0-4-0		0-4-0		OVERALL		7-8-0		4-7-0		20-6-0										
13-8-0		0-1-0		0-1-0		HOME		2-1-0		4-3-0		7-2-0										
14-14-0		0-3-0		0-2-0		AWAY		2-4-0		0-3-0		12-2-0										
4-7-0		0-0-0		0-1-0		NEUTRAL		3-3-0		0-1-0		1-2-0										
10-14-0		0-4-0		0-4-0		NON-CONFERENCE		0-0-0		0-2-0		10-4-0										
3-3-0		0-1-0		0-1-0		HOME		0-0-0		0-1-0		3-0-0										
6-7-0		0-3-0		0-0-		AWAY		0-0-0		0-0-0		6-2-0										
1-4-0		0-0-0		0-1-0		NEUTRAL		0-0-0		0-1-0		1-2-0										
21-15-0		0-0-0		0-0-0		CONFERENCE		7-8-0		4-5-0		10-2-0										
10-5-0		0-0-0		0-0-0		HOME		2-1-0		4-2-0		4-2-0										
8-7-0		0-0-0		0-0-0		AWAY		2-4-0		0-3-0		6-0-0										
3-3-0		0-0-0		0-0-0		NEUTRAL		3-3-0		0-0-0		0-0-0										
RPI	S	Opponent		Score		RPI	S	Opponent		Score		RPI	S	Opponent		Score						
9	A	Baylor		2	7	28	A	Auburn		5	7	57	A	A&M-Corpus Christi		1	2					
9	A	Baylor		1	8	34	A	La.-Lafayette		4	9	57	A	A&M-Corpus Christi		1	4					
24	A	LSU		1	7	34	H	La.-Lafayette		0	4	57	A	A&M-Corpus Christi		5	3					
24	H	LSU		2	4	43	N	Illinois		2	11	57	N	A&M-Corpus Christi		1	0					
												57	N	A&M-Corpus Christi		6	8					
												73	A	Texas St.		2	4					
												73	A	Texas St.		0	1					
												73	A	Texas St.		7	6					
												73	N	Texas St.		1	2					
												89	H	UTSA		8	7					
												89	H	UTSA		5	4					
												89	H	UTSA		0	3					
												89	N	UTSA		4	0					
												89	N	UTSA		2	3					
												89	N	UTSA		7	1					
						LAST 10 GAMES																
						57 N A&M-Corpus Christi						6	8	191 A Southeastern La.						9	3	
						73 N Texas St.						1	2	191 A Southeastern La.						5	2	
						57 N A&M-Corpus Christi						1	0	121 H Texas-Arlington						3	2	
						89 N UTSA						7	1	121 H Texas-Arlington						1	0	
						191 A Southeastern La.						11	2	121 H Texas-Arlington						2	3	
																				198 H Central Ark.	5	7

Non-Div. I Games:

McNeese St.

McNeese St.

Average RPI Win:	176	WON-LOST RECORD		WINNING PCT. RANK		LAST 10 GAMES		STRENGTH OF SCHEDULE		OPP. STRENGTH OF SCHEDULE		TEAM RPI		ADJ RPI		CONF. RPI		ADJ CONF. RPI
DIV. I ONLY		26-24-0		.52	133	5-5-0		117		154		115		.50214	120	16		16
DIV. I NON-CONF.		9-15-0		.375	197	0-2-0		77		138		141		.49096	138	16		16
TOTALS	RPI 1-25				RPI 26-50		W-L RECORDS			RPI 51-100				RPI 101-150			RPI 150+	
26-24-0	0-2-0				0-5-0		OVERALL			2-6-0				8-4-0			16-7-0	
13-2-0	0-0-0				0-0-0		HOME			0-0-0				5-0-0			8-2-0	
8-11-0	0-1-0				0-2-0		AWAY			0-4-0				2-2-0			6-2-0	
5-11-0	0-1-0				0-3-0		NEUTRAL			2-2-0				1-2-0			2-3-0	
9-15-0	0-2-0				0-3-0		NON-CONFERENCE			2-6-0				0-1-0			7-3-0	
3-1-0	0-0-0				0-0-0		HOME			0-0-0				0-0-0			3-1-0	
2-5-0	0-1-0				0-0-		AWAY			0-4-0				0-0-0			2-0-0	
4-9-0	0-1-0				0-3-0		NEUTRAL			2-2-0				0-1-0			2-2-0	
17-9-0	0-0-0				0-2-0		CONFERENCE			0-0-0				8-3-0			9-4-0	
10-1-0	0-0-0				0-0-0		HOME			0-0-0				5-0-0			5-1-0	
6-6-0	0-0-0				0-2-0		AWAY			0-0-0				2-2-0			4-2-0	
1-2-0	0-0-0				0-0-0		NEUTRAL			0-0-0				1-1-0			0-1-0	
RPI	S	Opponent	Score	RPI	S	Opponent	Score	RPI	S	Opponent	Score	RPI	S	Opponent	Score			
10	N	Oklahoma	0 8	31	N	Texas Tech	9 10	52	A	Virginia Tech	0 8	107	A	Ga. Southern	5 2			
13	A	Tennessee	0 7	44	N	Memphis	0 1	52	A	Virginia Tech	3 7	107	A	Ga. Southern	4 5			
				44	N	Memphis	0 1	68	A	Lipscomb	0 3	107	A	Ga. Southern	4 6			
				45	A	Chattanooga	0 9	68	N	Lipscomb	4 0	107	A	Ga. Southern	4 2			
				45	A	Chattanooga	2 13	75	N	Eastern Ill.	3 0	109	N	Butler	0 5			
								77	N	Oregon St.	0 8	113	H	Col. of Charleston	6 1			
								78	A	Georgia St.	0 3	113	H	Col. of Charleston	7 1			
								92	N	North Texas	0 6	113	N	Col. of Charleston	3 6			
												140	H	Elon	9 1			
												140	H	Elon	4 3			
												140	H	Elon	11 5			
												140	N	Elon	6 5			
												151	H	Charlotte	7 10			
												151	H	Charlotte	9 1			
												160	A	UNC Greensboro	0 4			
												160	A	UNC Greensboro	1 0			
												160	A	UNC Greensboro	6 2			

Non-Div. I Games:

Appalachian St.

RPI	S	Opponent	Score	
223	H	Furman	4	1
223	H	Furman	3	1
227	N	Gardner-Webb	10	0
257	A	UNC Wilmington	11	3
257	A	UNC Wilmington	1	0
263	A	Western Caro.	0	4
263	A	Western Caro.	12	0
263	A	Western Caro.	11	0

Appalachian St.

A
P
P
a
l
a
c
h
i
a
n
S
t
.

A
P
P
a
l
a
c
h
i
a
n
S
t
.

Average RPI Win:	165	WON-LOST RECORD	WINNING PCT. RANK	LAST 10 GAMES	STRENGTH OF SCHEDULE	OPP. STRENGTH OF SCHEDULE	TEAM RPI	ADJ RPI	CONF. RPI	ADJ CONF. RPI		
DIV. I ONLY		33-25-0	.56897	94	4-6-0	197	127	122	.50146	121	14	14
DIV. I NON-CONF.		13-11-0	.54167	107	0-1-0	248	132	170	.47897	166	14	14
<hr/>												
TOTALS	RPI 1-25	RPI 26-50		W-L RECORDS		RPI 51-100		RPI 101-150		RPI 150+		
33-25-0	0-4-0	0-1-0		OVERALL		8-7-0		6-8-0		19-5-0		
13-8-0	0-0-0	0-1-0		HOME		5-2-0		3-5-0		5-0-0		
12-12-0	0-4-0	0-0-0		AWAY		3-3-0		1-2-0		8-3-0		
8-5-0	0-0-0	0-0-0		NEUTRAL		0-2-0		2-1-0		6-2-0		
13-11-0	0-4-0	0-1-0		NON-CONFERENCE		0-2-0		3-2-0		10-2-0		
3-3-0	0-0-0	0-1-0		HOME		0-1-0		1-1-0		2-0-0		
2-5-0	0-4-0	0-0-		AWAY		0-1-0		0-0-0		2-0-0		
8-3-0	0-0-0	0-0-0		NEUTRAL		0-0-0		2-1-0		6-2-0		
20-14-0	0-0-0	0-0-0		CONFERENCE		8-5-0		3-6-0		9-3-0		
10-5-0	0-0-0	0-0-0		HOME		5-1-0		2-4-0		3-0-0		
10-7-0	0-0-0	0-0-0		AWAY		3-2-0		1-2-0		6-3-0		
0-2-0	0-0-0	0-0-0		NEUTRAL		0-2-0		0-0-0		0-0-0		
RPI S	Opponent	Score	RPI S	Opponent	Score	RPI S	Opponent	Score	RPI S	Opponent	Score	
7 A	Texas	0 8	27 H	Tulsa	0 3	57 A	A&M-Corpus Christi	1 6	111 N	Cleveland St.	1 3	
9 A	Baylor	0 5				57 A	A&M-Corpus Christi	0 9	111 N	Cleveland St.	5 1	
14 A	Texas A&M	5 6				57 H	A&M-Corpus Christi	0 2	115 N	Loyola (IL)	4 2	
14 A	Texas A&M	0 4				57 H	A&M-Corpus Christi	3 1	119 A	McNeese St.	0 1	
						57 H	A&M-Corpus Christi	7 0	119 A	McNeese St.	2 3	
						73 H	Texas St.	2 0	119 A	McNeese St.	3 2	
						73 H	Texas St.	2 0	144 H	Creighton	2 1	
						73 H	Texas St.	5 4	144 H	Creighton	2 3	
						73 N	Texas St.	1 6	148 H	Northwestern St.	3 0	
						89 A	UTSA	4 1	148 H	Northwestern St.	1 3	
						89 A	UTSA	11 3	148 H	Northwestern St.	0 3	
						89 A	UTSA	3 2	149 H	Sam Houston St.	0 2	
						89 N	UTSA	3 4	149 H	Sam Houston St.	1 2	
						92 A	North Texas	2 3	149 H	Sam Houston St.	3 2	
						92 H	North Texas	0 1	157 N	Ole Miss	3 0	
									183 N	Louisiana Tech	6 7	
									183 N	Louisiana Tech	5 1	
									188 N	UTEP	1 6	
									191 A	Southeastern La.	3 0	
									191 A	Southeastern La.	8 0	
									191 A	Southeastern La.	1 5	
			LAST 10 GAMES						193 N	Wichita St.	4 3	
			89 N	UTSA	3 4	92 A	North Texas	2 3	193 N	Wichita St.	5 2	
			73 N	Texas St.	1 6	119 A	McNeese St.	2 3	193 N	Wichita St.	8 3	
			57 H	A&M-Corpus Christi	0 2	119 A	McNeese St.	0 1	194 A	Stephen F. Austin	11 6	
			57 H	A&M-Corpus Christi	3 1	119 A	McNeese St.	3 2	194 A	Stephen F. Austin	2 5	
			57 H	A&M-Corpus Christi	7 0	149 H	Sam Houston St.	3 2	194 A	Stephen F. Austin	3 2	

Non-Div. I Games:

Texas-Arlington

RPI	S	Opponent	Score	
197	H	Nicholls St.	5	4
197	H	Nicholls St.	4	1
197	H	Nicholls St.	4	0
198	A	Central Ark.	3	2
198	A	Central Ark.	2	6
198	A	Central Ark.	4	2
272	N	Texas Southern	10	4
277	H	Centenary (LA)	6	1
277	H	Centenary (LA)	8	1
283	A	Prairie View	27	0
283	A	Prairie View	9	1

Texas-Arlington

T
e
x
a
s
-
A
r
l
i
n
g
t
o
n

T
e
x
a
s
-
A
r
l
i
n
g
t
o
n

Average RPI Win:		206	WON-LOST RECORD		WINNING PCT. RANK		LAST 10 GAMES		STRENGTH OF SCHEDULE		OPP. STRENGTH OF SCHEDULE		TEAM RPI		ADJ RPI		CONF. RPI		ADJ CONF. RPI				
Average RPI Loss:		125																					
DIV. I ONLY			31-22-0		.58491 85		5-5-0		171		232		120		.50069 122		26		26				
DIV. I NON-CONF.			16-16-0		.5 127		0-2-0		165		197		138		.48923 143		27		27				
TOTALS		RPI 1-25		RPI 26-50		W-L RECORDS		RPI 51-100		RPI 101-150		RPI 150+											
31-22-0		0-2-0		0-2-0		OVERALL		2-5-0		3-4-0		26-9-0											
12-4-0		0-0-0		0-0-0		HOME		1-1-0		1-1-0		10-2-0											
12-7-0		0-1-0		0-1-0		AWAY		1-1-0		0-0-0		11-4-0											
7-11-0		0-1-0		0-1-0		NEUTRAL		0-3-0		2-3-0		5-3-0											
16-16-0		0-2-0		0-2-0		NON-CONFERENCE		2-5-0		0-2-0		14-5-0											
7-1-0		0-0-0		0-0-0		HOME		1-1-0		0-0-0		6-0-0											
5-5-0		0-1-0		0-0-		AWAY		1-1-0		0-0-0		4-2-0											
4-10-0		0-1-0		0-1-0		NEUTRAL		0-3-0		0-2-0		4-3-0											
15-6-0		0-0-0		0-0-0		CONFERENCE		0-0-0		3-2-0		12-4-0											
5-3-0		0-0-0		0-0-0		HOME		0-0-0		1-1-0		4-2-0											
7-2-0		0-0-0		0-0-0		AWAY		0-0-0		0-0-0		7-2-0											
3-1-0		0-0-0		0-0-0		NEUTRAL		0-0-0		2-1-0		1-0-0											
RPI	S	Opponent		Score		RPI	S	Opponent		Score		RPI	S	Opponent		Score							
5	N	California		1	10	37	N	BYU		0	8	52	N	Virginia Tech		1	8	111	N	Cleveland St.		1	2
10	A	Oklahoma		1	7	40	A	Fordham		0	1	52	N	Virginia Tech		3	5	111	N	Cleveland St.		0	5
												54	A	Hofstra		0	8	138	H	Fairfield		3	1
												55	A	Hawaii		1	0	138	H	Fairfield		0	3
												80	N	Missouri St.		2	4	138	N	Fairfield		4	0
												81	H	Harvard		8	3	138	N	Fairfield		4	2
												81	H	Harvard		1	4	138	N	Fairfield		1	2
																		151	A	Charlotte		11	3
																		169	A	Rutgers		0	8
																		169	A	Rutgers		3	11
																		175	N	Monmouth		4	0
																		184	H	Niagara		9	6
																		184	H	Niagara		4	1
																		196	N	Fairleigh Dickinson		2	0
																		199	A	Marist		5	13
																		199	A	Marist		9	0
																		199	A	Marist		1	2
																		204	A	Siena		4	3
																		204	A	Siena		7	2
																		206	H	Manhattan		2	3
																		206	H	Manhattan		0	3
																		206	N	Manhattan		4	3
																		207	H	Maine		4	2
																		207	H	Maine		2	1
																		209	A	Stony Brook		7	0
																		209	A	Stony Brook		5	1
																		212	N	Princeton		6	7

RPI	S	Opponent	Score	
220	H	Canisius	5	0
220	H	Canisius	5	1
229	H	Drexel	3	2
229	H	Drexel	7	6
234	A	Army	2	1
238	N	George Washington	0	3
246	N	Mt. St. Mary's	3	4
257	N	UNC Wilmington	7	5
265	N	Morgan St.	3	1
271	A	Rider	2	1
271	A	Rider	6	0
279	H	Lafayette	8	2
279	H	Lafayette	4	0
281	A	St. Peter's	13	0
281	A	St. Peter's	12	2

Iona

I
o
n
a

I
o
n
a

Non-Div. I Games:	Simon Fraser	9	3	Simon Fraser	15	2	Loyola Marymount
-------------------	--------------	---	---	--------------	----	---	------------------

RPI	S	Opponent	Score	
256	H	North Dakota	4	3
259	H	Cal St. Bakersfield	14	5
259	H	Cal St. Bakersfield	10	9
259	H	Cal St. Bakersfield	1	0
259	H	Cal St. Bakersfield	8	0
267	A	Santa Clara	8	0
267	A	Santa Clara	8	2
267	A	Santa Clara	4	1
267	A	Santa Clara	7	3
269	N	Seattle	11	10

Loyola Marymount

L
o
y
o
l
a
M
a
r
y
m
o
u
n
t

L
o
y
o
l
a
M
a
r
y
m
o
u
n
t

Average RPI Win: 168		WON-LOST	WINNING	LAST 10	STRENGTH OF		OPP. STRENGTH	TEAM	ADJ	CONF.	ADJ CONF.
Average RPI Loss: 92		RECORD	PCT. RANK	GAMES	SCHEDULE		OF SCHEDULE	RPI	RPI	RPI	RPI
DIV. I ONLY		26-27-0	.49057	154	4-6-0		122	115	123	.49881	124
DIV. I NON-CONF.		13-18-0	.41935	175	1-1-0		96	90	125	.49874	126
TOTALS		RPI 1-25	RPI 26-50		W-L RECORDS		RPI 51-100		RPI 101-150		RPI 150+
26-27-0		0-4-0	0-5-0		OVERALL		4-10-0		5-1-0		17-7-0
9-6-0		0-0-0	0-0-0		HOME		2-3-0		2-1-0		5-2-0
11-14-0		0-3-0	0-3-0		AWAY		2-4-0		2-0-0		7-4-0
6-7-0		0-1-0	0-2-0		NEUTRAL		0-3-0		1-0-0		5-1-0
13-18-0		0-4-0	0-5-0		NON-CONFERENCE		1-5-0		3-0-0		9-4-0
2-3-0		0-0-0	0-0-0		HOME		0-3-0		2-0-0		0-0-0
5-10-0		0-3-0	0-0-		AWAY		1-1-0		0-0-0		4-3-0
6-5-0		0-1-0	0-2-0		NEUTRAL		0-1-0		1-0-0		5-1-0
13-9-0		0-0-0	0-0-0		CONFERENCE		3-5-0		2-1-0		8-3-0
7-3-0		0-0-0	0-0-0		HOME		2-0-0		0-1-0		5-2-0
6-4-0		0-0-0	0-0-0		AWAY		1-3-0		2-0-0		3-1-0
0-2-0		0-0-0	0-0-0		NEUTRAL		0-2-0		0-0-0		0-0-0
RPI S	Opponent	Score	RPI S	Opponent	Score	RPI S	Opponent	Score	RPI S	Opponent	Score
7 A	Texas	4 8	27 N	Tulsa	2 3	53 A	Pacific	10 6	103 H	Ohio	2 7
7 A	Texas	1 14	27 N	Tulsa	1 6	63 A	Northwestern	2 8	114 A	Ball St.	6 4
23 A	Notre Dame	1 4	29 A	DePaul	1 9	85 A	Miami (OH)	4 1	114 A	Ball St.	13 5
25 N	Louisville	1 6	31 A	Texas Tech	0 8	85 A	Miami (OH)	0 1	115 H	Loyola (IL)	4 0
			31 A	Texas Tech	3 16	85 N	Miami (OH)	0 2	115 H	Loyola (IL)	14 2
						86 N	Drake	2 7	125 N	St. John's (NY)	10 7
						87 H	Valparaiso	6 17	155 H	Eastern Mich.	1 10
						87 H	Valparaiso	5 8	155 H	Eastern Mich.	8 6
						96 A	Western Mich.	4 6	162 A	Kent St.	7 8
						96 A	Western Mich.	6 7	162 A	Kent St.	19 12
						98 H	Ill.-Chicago	0 7	168 N	Sacred Heart	6 5
						100 H	Central Mich.	2 1	168 N	Sacred Heart	5 6
						100 H	Central Mich.	8 0	180 A	Sacramento St.	8 0
						100 N	Central Mich.	1 4	180 A	Sacramento St.	3 11
									181 A	Western Ill.	10 7
									181 A	Western Ill.	1 11
									185 H	Akron	4 3
									185 H	Akron	3 2
									189 A	Nevada	1 9
									193 N	Wichita St.	3 0
									193 N	Wichita St.	6 4
									208 A	Buffalo	10 9
									208 A	Buffalo	7 0
									214 A	Colorado St.	16 5
									214 A	Colorado St.	19 5
									219 H	Bowling Green	4 3
									254 H	Toledo	6 7
LAST 10 GAMES			LAST 10 GAMES			LAST 10 GAMES			LAST 10 GAMES		
			85 N	Miami (OH)	0 2	85 A	Miami (OH)	0 1			
			100 N	Central Mich.	1 4	29 A	DePaul	1 9			
			114 A	Ball St.	6 4	96 A	Western Mich.	6 7			
			114 A	Ball St.	13 5	96 A	Western Mich.	4 6			
			85 A	Miami (OH)	4 1	115 H	Loyola (IL)	4 0			

Non-Div. I Games:

Northern Ill.

RPI	S	Opponent	Score	
254	H	Toledo	13	4
258	N	Idaho St.	5	2
267	N	Santa Clara	13	5

Northern Ill.

N
o
r
t
h
e
r
n
I
l
l
.

N
o
r
t
h
e
r
n
I
l
l
.

[illegible]

Non-Div. I Games:

St. John's (NY)

RPI	S	Opponent	Score	
261	N	St. Francis (PA)	11	3

St. John's (NY)

S
t
.
J
o
h
n
.
s
(
N
Y
)

S
t
.
J
o
h
n
.
s
(
N
Y
)

C
o
n
n
e
c
t
i
c
u
t

Connecticut					Through Games Of Final															
Average RPI Win:		171	WON-LOST RECORD		WINNING PCT. RANK		LAST 10 GAMES		STRENGTH OF SCHEDULE		OPP. STRENGTH OF SCHEDULE		TEAM RPI		ADJ RPI		CONF. RPI		ADJ CONF. RPI	
DIV. I ONLY			19-30-0		.38776 205		2-8-0		63		101		131		.49758 126		8		8	
DIV. I NON-CONF.			13-15-0		.46429 152		1-0-0		120		167		125		.49874 126		7		7	
TOTALS		RPI 1-25		RPI 26-50		W-L RECORDS		RPI 51-100		RPI 101-150		RPI 150+								
19-30-0		1-5-0		1-6-0		OVERALL		2-12-0		3-3-0		12-4-0								
6-11-0		0-3-0		0-0-0		HOME		1-3-0		2-3-0		3-2-0								
5-13-0		1-1-0		0-4-0		AWAY		1-7-0		0-0-0		3-1-0								
8-6-0		0-1-0		1-2-0		NEUTRAL		0-2-0		1-0-0		6-1-0								
13-15-0		0-1-0		1-3-0		NON-CONFERENCE		1-7-0		2-2-0		9-2-0								
2-4-0		0-0-0		0-0-0		HOME		0-1-0		1-2-0		1-1-0								
3-5-0		0-0-0		0-0-		AWAY		1-4-0		0-0-0		2-0-0								
8-6-0		0-1-0		1-2-0		NEUTRAL		0-2-0		1-0-0		6-1-0								
6-15-0		1-4-0		0-3-0		CONFERENCE		1-5-0		1-1-0		3-2-0								
4-7-0		0-3-0		0-0-0		HOME		1-2-0		1-1-0		2-1-0								
2-8-0		1-1-0		0-3-0		AWAY		0-3-0		0-0-0		1-1-0								
0-0-0		0-0-0		0-0-0		NEUTRAL		0-0-0		0-0-0		0-0-0								
RPI	S	Opponent		Score		RPI	S	Opponent		Score		RPI	S	Opponent		Score				
2	N	Florida		0	9	28	A	Auburn		0	8	54	A	Hofstra		0	7			
23	H	Notre Dame		0	9	29	A	DePaul		1	2	54	A	Hofstra		1	4			
23	H	Notre Dame		11	14	29	A	DePaul		2	4	56	A	South Fla.		2	9			
23	H	Notre Dame		4	8	29	A	DePaul		1	9	56	A	South Fla.		0	8			
25	A	Louisville		1	2	32	N	Maryland		1	3	56	A	South Fla.		1	2			
25	A	Louisville		5	1	48	N	Jacksonville		3	2	58	H	Massachusetts		0	2			
						48	N	Jacksonville		0	10	59	H	Pittsburgh		9	3			
												59	H	Pittsburgh		2	5			
												59	H	Pittsburgh		7	11			
												61	A	Fla. Atlantic		0	3			
												84	N	Radford		0	8			
												85	N	Miami (OH)		2	3			
												99	A	Mercer		4	3			
												99	A	Mercer		0	4			

Non-Div. I Games:

Connecticut

C
o
n
n
e
c
t
i
c
u
t

Average RPI Win: 191		WON-LOST	WINNING	LAST 10	STRENGTH OF		OPP. STRENGTH	TEAM	ADJ	CONF.	ADJ CONF.
Average RPI Loss: 144		RECORD	PCT. RANK	GAMES	SCHEDULE		OF SCHEDULE	RPI	RPI	RPI	RPI
DIV. I ONLY		28-23-0	.54902	113	6-4-0		142	218	121	.4965	127
DIV. I NON-CONF.		11-19-0	.36667	206	0-2-0		143	230	200	.45619	200
TOTALS		RPI 1-25	RPI 26-50		W-L RECORDS		RPI 51-100		RPI 101-150		RPI 150+
28-23-0	0-1-0	0-1-0		OVERALL		0-4-0		5-5-0		23-12-0	
13-2-0	0-0-0	0-0-0		HOME		0-0-0		0-0-0		13-2-0	
9-11-0	0-0-0	0-1-0		AWAY		0-0-0		4-5-0		5-5-0	
6-10-0	0-1-0	0-0-0		NEUTRAL		0-4-0		1-0-0		5-5-0	
11-19-0	0-1-0	0-1-0		NON-CONFERENCE		0-4-0		0-1-0		11-12-0	
4-2-0	0-0-0	0-0-0		HOME		0-0-0		0-0-0		4-2-0	
2-7-0	0-0-0	0-0-		AWAY		0-0-0		0-1-0		2-5-0	
5-10-0	0-1-0	0-0-0		NEUTRAL		0-4-0		0-0-0		5-5-0	
17-4-0	0-0-0	0-0-0		CONFERENCE		0-0-0		5-4-0		12-0-0	
9-0-0	0-0-0	0-0-0		HOME		0-0-0		0-0-0		9-0-0	
7-4-0	0-0-0	0-0-0		AWAY		0-0-0		4-4-0		3-0-0	
1-0-0	0-0-0	0-0-0		NEUTRAL		0-0-0		1-0-0		0-0-0	
RPI S	Opponent	Score		RPI S	Opponent	Score		RPI S	Opponent	Score	
18 N	Oregon	1	3	46 A	Penn St.	1	6	64 N	Southern Ill.	4	5
								67 N	Iowa	1	2
								79 N	Boise St.	1	8
								79 N	Boise St.	3	6
								104 A	Fla. Gulf Coast	1	2
								105 A	Boston U.	3	1
								105 A	Boston U.	4	1
								105 A	Boston U.	2	7
								105 A	Boston U.	4	6
								105 A	Boston U.	0	7
								130 A	Binghamton	8	0
								130 A	Binghamton	4	3
								130 A	Binghamton	3	4
								130 N	Binghamton	2	1
								155 N	Eastern Mich.	5	4
								158 N	UC Davis	0	2
								164 A	Bryant	0	8
								164 A	Bryant	2	5
								170 H	Cornell	7	0
								170 H	Cornell	13	1
								170 N	Cornell	3	2
								175 N	Monmouth	3	1
								175 N	Monmouth	1	9
								176 H	Colgate	8	0
								176 H	Colgate	1	7
								176 N	Colgate	1	0
								195 A	Delaware St.	0	2
								204 A	Siena	5	1
								204 A	Siena	2	0
								204 H	Siena	1	2
								204 H	Siena	7	3
LAST 10 GAMES				46 A	Penn St.	1	6	209 H	Stony Brook	6	4
				18 N	Oregon	1	3	209 H	Stony Brook	7	0
				105 A	Boston U.	3	1	209 H	Stony Brook	5	2
				105 A	Boston U.	4	1	105 A	Boston U.	0	7
				130 N	Binghamton	2	1	105 A	Boston U.	4	6

Non-Div. I Games:

Albany (NY)

RPI	S	Opponent	Score	
205	N	San Jose St.	2	3
207	A	Maine	3	1
207	A	Maine	12	7
207	A	Maine	2	1
209	H	Stony Brook	7	0
209	H	Stony Brook	5	2
209	H	Stony Brook	6	4
215	A	George Mason	0	6
217	H	UMBC	10	2
217	H	UMBC	3	0
217	H	UMBC	9	0
226	N	Howard	1	8
260	H	Hartford	8	0
260	H	Hartford	7	0
260	H	Hartford	5	3
261	N	St. Francis (PA)	1	2
265	N	Morgan St.	3	0
267	A	Santa Clara	3	4

A
l
b
a
n
y
(
N
Y
)

A
l
b
a
n
y
(
N
Y
)

Average RPI Win:	167	WON-LOST RECORD	WINNING PCT. RANK	LAST 10 GAMES	STRENGTH OF SCHEDULE	OPP. STRENGTH OF SCHEDULE	TEAM RPI	ADJ RPI	CONF. RPI	ADJ CONF. RPI		
Average RPI Loss:	91											
DIV. I ONLY		30-29-0	.50847	140	4-6-0	187	88	137	.49478	128	7	7
DIV. I NON-CONF.		20-12-0	.625	66	1-1-0	268	142	150	.48985	141	9	9
<hr/>												
TOTALS	RPI 1-25	RPI 26-50		W-L RECORDS		RPI 51-100		RPI 101-150		RPI 150+		
30-29-0	1-3-0	0-3-0		OVERALL		4-15-0		8-3-0		17-5-0		
13-7-0	0-0-0	0-0-0		HOME		3-3-0		7-0-0		3-4-0		
5-19-0	0-2-0	0-3-0		AWAY		1-10-0		0-3-0		4-1-0		
12-3-0	1-1-0	0-0-0		NEUTRAL		0-2-0		1-0-0		10-0-0		
20-12-0	1-3-0	0-0-0		NON-CONFERENCE		0-2-0		2-2-0		17-5-0		
5-4-0	0-0-0	0-0-0		HOME		0-0-0		2-0-0		3-4-0		
4-7-0	0-2-0	0-0-		AWAY		0-2-0		0-2-0		4-1-0		
11-1-0	1-1-0	0-0-0		NEUTRAL		0-0-0		0-0-0		10-0-0		
10-17-0	0-0-0	0-3-0		CONFERENCE		4-13-0		6-1-0		0-0-0		
8-3-0	0-0-0	0-0-0		HOME		3-3-0		5-0-0		0-0-0		
1-12-0	0-0-0	0-3-0		AWAY		1-8-0		0-1-0		0-0-0		
1-2-0	0-0-0	0-0-0		NEUTRAL		0-2-0		1-0-0		0-0-0		
RPI	S	Opponent	Score	RPI	S	Opponent	Score	RPI	S	Opponent	Score	
11	N	Michigan	3 2	34	A	La.-Lafayette	2 3	60	A	FIU	1 7	
11	N	Michigan	1 7	34	A	La.-Lafayette	0 10	60	A	FIU	5 4	
25	A	Louisville	2 6	34	A	La.-Lafayette	2 10	60	A	FIU	2 13	
25	A	Louisville	2 3					61	H	Fla. Atlantic	2 3	
								61	H	Fla. Atlantic	3 7	
								61	H	Fla. Atlantic	6 3	
								61	N	Fla. Atlantic	3 4	
								66	A	South Ala.	3 11	
								66	A	South Ala.	0 8	
								66	A	South Ala.	1 17	
								68	A	Lipscomb	5 9	
								68	A	Lipscomb	2 3	
								92	H	North Texas	7 11	
								92	H	North Texas	5 3	
								92	H	North Texas	2 1	
								97	A	Troy	6 7	
								97	A	Troy	0 1	
								97	A	Troy	0 9	
								97	N	Troy	2 7	

Non-Div. I Games:

Western Ky.

W
e
s
t
e
r
n
K
y
.

Western Ky.

Western Ky.

[illegible]

Non-Div. I Games:

St. Louis

St. Louis

Average RPI Win:	196	WON-LOST RECORD	WINNING PCT. RANK	LAST 10 GAMES	STRENGTH OF SCHEDULE	OPP. STRENGTH OF SCHEDULE	TEAM RPI	ADJ RPI	CONF. RPI	ADJ CONF. RPI					
DIV. I ONLY		23-23-0	.5	141	3-7-0	135	206	135	.49374	130	22	22			
DIV. I NON-CONF.		12-14-0	.46154	154	0-1-0	118	204	132	.497	129	22	22			
<hr/>															
TOTALS	RPI 1-25	RPI 26-50		W-L RECORDS		RPI 51-100		RPI 101-150		RPI 150+					
23-23-0	0-0-0	1-5-0		OVERALL		0-0-0		4-11-0		18-7-0					
8-5-0	0-0-0	0-0-0		HOME		0-0-0		2-4-0		6-1-0					
9-13-0	0-0-0	1-5-0		AWAY		0-0-0		0-2-0		8-6-0					
6-5-0	0-0-0	0-0-0		NEUTRAL		0-0-0		2-5-0		4-0-0					
12-14-0	0-0-0	1-5-0		NON-CONFERENCE		0-0-0		2-5-0		9-4-0					
4-1-0	0-0-0	0-0-0		HOME		0-0-0		0-0-0		4-1-0					
3-9-0	0-0-0	1-0-		AWAY		0-0-0		0-1-0		2-3-0					
5-4-0	0-0-0	0-0-0		NEUTRAL		0-0-0		2-4-0		3-0-0					
11-9-0	0-0-0	0-0-0		CONFERENCE		0-0-0		2-6-0		9-3-0					
4-4-0	0-0-0	0-0-0		HOME		0-0-0		2-4-0		2-0-0					
6-4-0	0-0-0	0-0-0		AWAY		0-0-0		0-1-0		6-3-0					
1-1-0	0-0-0	0-0-0		NEUTRAL		0-0-0		0-1-0		1-0-0					
<hr/>															
RPI	S	Opponent	Score	RPI	S	Opponent	Score	RPI	S	Opponent	Score				
				26	A	Syracuse	0 5			105	A Boston U.	0 7			
				26	A	Syracuse	0 4			105	H Boston U.	8 7			
				32	A	Maryland	2 3			105	H Boston U.	2 3			
				32	A	Maryland	0 5			105	H Boston U.	4 7			
				47	A	Longwood	11 9			125	N St. John's (NY)	5 3			
				47	A	Longwood	0 8			125	N St. John's (NY)	1 3			
										127	H Albany (NY)	3 4			
										127	H Albany (NY)	4 3			
										127	H Albany (NY)	0 8			
										127	N Albany (NY)	1 2			
										140	N Elon	4 5			
										140	N Elon	2 0			
										143	A James Madison	1 2			
										145	N Lehigh	3 4			
										145	N Lehigh	5 9			
										170	N Cornell	2 1			
										176	H Colgate	4 3			
										176	H Colgate	5 3			
										184	H Niagara	7 2			
										184	H Niagara	4 5			
										186	A Stetson	2 4			
				LAST 10 GAMES						204	A Siena	7 8			
				217	N	UMBC	3 2	105	H	Boston U.	2 3	204	A	Siena	6 2
				105	A	Boston U.	0 7	209	A	Stony Brook	9 8	207	H	Maine	7 3
				127	N	Albany (NY)	1 2	209	A	Stony Brook	1 6	207	H	Maine	6 5
				105	H	Boston U.	4 7	209	A	Stony Brook	0 3	209	A	Stony Brook	0 3
				105	H	Boston U.	8 7	26	A	Syracuse	0 4	209	A	Stony Brook	9 8

Non-Div. I Games:

Binghamton

RPI	S	Opponent	Score	
209	A	Stony Brook	1	6
215	A	George Mason	4	5
215	A	George Mason	3	2
217	A	UMBC	10	1
217	A	UMBC	5	7
217	A	UMBC	8	0
217	N	UMBC	3	2
252	N	Tennessee St.	4	2
260	A	Hartford	14	4
260	A	Hartford	13	2
260	A	Hartford	10	2
270	H	Bucknell	5	1
270	N	Bucknell	1	0

Binghamton

B
i
n
g
h
a
m
t
o
n

B
i
n
g
h
a
m
t
o
n

Average RPI Win: 194		WON-LOST RECORD		WINNING PCT. RANK		LAST 10 GAMES		STRENGTH OF SCHEDULE		OPP. STRENGTH OF SCHEDULE		TEAM RPI		ADJ RPI		CONF. RPI		ADJ CONF. RPI					
DIV. I ONLY		30-30-0		.5 141		6-4-0		134		168		132		.4936 131		20		21					
DIV. I NON-CONF.		15-22-0		.40541 188		0-2-0		111		148		152		.48702 147		19		18					
TOTALS		RPI 1-25		RPI 26-50		W-L RECORDS		RPI 51-100		RPI 101-150		RPI 150+											
30-30-0		0-4-0		0-4-0		OVERALL		4-9-0		1-2-0		25-11-0											
10-8-0		0-0-0		0-0-0		HOME		2-4-0		0-0-0		8-4-0											
10-11-0		0-1-0		0-2-0		AWAY		0-2-0		1-1-0		9-5-0											
10-11-0		0-3-0		0-2-0		NEUTRAL		2-3-0		0-1-0		8-2-0											
15-22-0		0-4-0		0-4-0		NON-CONFERENCE		2-7-0		1-2-0		12-5-0											
6-4-0		0-0-0		0-0-0		HOME		1-3-0		0-0-0		5-1-0											
2-7-0		0-1-0		0-0-		AWAY		0-1-0		1-1-0		1-2-0											
7-11-0		0-3-0		0-2-0		NEUTRAL		1-3-0		0-1-0		6-2-0											
15-8-0		0-0-0		0-0-0		CONFERENCE		2-2-0		0-0-0		13-6-0											
4-4-0		0-0-0		0-0-0		HOME		1-1-0		0-0-0		3-3-0											
8-4-0		0-0-0		0-0-0		AWAY		0-1-0		0-0-0		8-3-0											
3-0-0		0-0-0		0-0-0		NEUTRAL		1-0-0		0-0-0		2-0-0											
RPI	S	Opponent		Score		RPI	S	Opponent		Score		RPI	S	Opponent		Score							
13	A	Tennessee		0	8	31	N	Texas Tech		5	6	52	H	Virginia Tech		2	10	142	N	North Florida		3	9
14	N	Texas A&M		0	4	45	N	Chattanooga		6	14	52	H	Virginia Tech		3	5	143	A	James Madison		9	7
22	N	Georgia Tech		3	4	47	A	Longwood		1	2	65	H	Virginia		2	3	143	A	James Madison		3	4
23	N	Notre Dame		4	6	47	A	Longwood		0	6	65	H	Virginia		8	0	152	H	Charleston So.		2	6
												67	N	Iowa		3	1	152	H	Charleston So.		9	1
												67	N	Iowa		3	4	152	H	Charleston So.		4	1
												67	N	Iowa		2	4	160	A	UNC Greensboro		6	7
												70	N	Iowa St.		0	3	160	A	UNC Greensboro		1	9
												84	A	Radford		3	4	161	N	Long Island		6	4
												84	H	Radford		11	2	170	H	Cornell		6	10
												84	H	Radford		4	5	170	H	Cornell		9	1
												84	N	Radford		3	1	182	A	Coastal Caro.		4	1
												90	A	UCF		3	4	182	A	Coastal Caro.		5	0
																		182	A	Coastal Caro.		1	2
																		186	A	Stetson		4	0
																		199	N	Marist		4	0
																		204	N	Siena		11	3
																		208	N	Buffalo		0	5
																		212	N	Princeton		8	2
																		213	H	Presbyterian		4	2
																		213	H	Presbyterian		2	4
																		213	H	Presbyterian		1	2
						LAST 10 GAMES												222	A	Winthrop		7	2
																		222	A	Winthrop		4	7
																		222	A	Winthrop		13	6
																		222	A	Winthrop		3	0
																		222	A	Winthrop		1	5
																		222	A	Winthrop		1	5

Non-Div. I Games:

Liberty

RPI	S	Opponent	Score	
227	A	Gardner-Webb	5	2
227	A	Gardner-Webb	14	3
227	A	Gardner-Webb	11	8
227	N	Gardner-Webb	6	1
227	N	Gardner-Webb	1	0
229	N	Drexel	9	2
230	N	Jackson St.	6	7
246	N	Mt. St. Mary's	2	1
264	H	Norfolk St.	7	1
264	H	Norfolk St.	9	0
274	H	Hampton	16	3
274	H	Hampton	7	2

Liberty

L
i
b
e
r
t
y

L
i
b
e
r
t
y

Average RPI Win: 150		WON-LOST	WINNING	LAST 10	STRENGTH OF		OPP. STRENGTH	TEAM	ADJ	CONF.	ADJ CONF.
Average RPI Loss: 62		RECORD	PCT. RANK	GAMES	SCHEDULE		OF SCHEDULE	RPI	RPI	RPI	RPI
DIV. I ONLY		11-36-0	.23404	263	5-5-0		25	40	148	.49146	132
DIV. I NON-CONF.		4-22-0	.15385	270	0-0-0		2	1	105	.51623	99
TOTALS		RPI 1-25	RPI 26-50		W-L RECORDS		RPI 51-100		RPI 101-150		RPI 150+
11-36-0		0-15-0	2-5-0		OVERALL		1-6-0		2-8-0		6-2-0
2-13-0		0-3-0	1-3-0		HOME		1-2-0		0-5-0		0-0-0
6-8-0		0-1-0	1-0-0		AWAY		0-3-0		1-2-0		4-2-0
3-15-0		0-11-0	0-2-0		NEUTRAL		0-1-0		1-1-0		2-0-0
4-22-0		0-15-0	1-3-0		NON-CONFERENCE		0-1-0		1-3-0		2-0-0
0-6-0		0-3-0	0-1-0		HOME		0-0-0		0-2-0		0-0-0
1-1-0		0-1-0	1-0-		AWAY		0-0-0		0-0-0		0-0-0
3-15-0		0-11-0	0-2-0		NEUTRAL		0-1-0		1-1-0		2-0-0
7-14-0		0-0-0	1-2-0		CONFERENCE		1-5-0		1-5-0		4-2-0
2-7-0		0-0-0	1-2-0		HOME		1-2-0		0-3-0		0-0-0
5-7-0		0-0-0	0-0-0		AWAY		0-3-0		1-2-0		4-2-0
0-0-0		0-0-0	0-0-0		NEUTRAL		0-0-0		0-0-0		0-0-0
RPI S	Opponent	Score	RPI S	Opponent	Score	RPI S	Opponent	Score	RPI S	Opponent	Score
1 A	Arizona St.	5 6	30 N	Indiana	3 7	53 H	Pacific	8 9	101 H	UNLV	0 3
5 N	California	0 2	35 H	Long Beach St.	5 4	53 H	Pacific	4 6	110 H	UC Santa Barbara	2 5
7 N	Texas	0 9	35 H	Long Beach St.	2 3	53 H	Pacific	6 5	110 H	UC Santa Barbara	2 12
8 N	Arizona	0 14	35 H	Long Beach St.	1 7	79 N	Boise St.	5 7	110 H	UC Santa Barbara	2 10
9 N	Baylor	2 10	37 H	BYU	6 8	91 A	Cal St. Fullerton	0 3	134 N	Portland St.	1 7
10 N	Oklahoma	2 4	37 N	BYU	0 5	91 A	Cal St. Fullerton	2 3	138 H	Fairfield	1 3
12 N	Washington	3 5	41 A	San Diego St.	2 1	91 A	Cal St. Fullerton	8 11	138 N	Fairfield	6 2
13 N	Tennessee	2 11							147 A	Cal St. Northridge	5 7
15 N	Oklahoma St.	2 10							147 A	Cal St. Northridge	1 4
18 H	Oregon	1 8							147 A	Cal St. Northridge	4 2
19 N	UCLA	0 4							158 A	UC Davis	6 2
20 N	Houston	1 10							158 A	UC Davis	5 2
23 H	Notre Dame	1 4							158 A	UC Davis	1 9
23 H	Notre Dame	0 2							221 A	UC Riverside	3 4
24 N	LSU	4 7							221 A	UC Riverside	7 1
									221 A	UC Riverside	5 4
									235 N	Bradley	7 1
									240 N	Utah St.	5 2
LAST 10 GAMES											
			53 H	Pacific	6 5		158 A	UC Davis	5 2		
			53 H	Pacific	8 9		147 A	Cal St. Northridge	5 7		
			53 H	Pacific	4 6		147 A	Cal St. Northridge	1 4		
			158 A	UC Davis	6 2		147 A	Cal St. Northridge	4 2		
			158 A	UC Davis	1 9		35 H	Long Beach St.	5 4		

Non-Div. I Games:

Cal Poly

U
T
M
a
r
t
i
n

UT Martin						Through Games Of Final											
Average RPI Win:		184	WON-LOST RECORD		WINNING PCT. RANK	LAST 10 GAMES		STRENGTH OF SCHEDULE	OPP. STRENGTH OF SCHEDULE	TEAM RPI	ADJ RPI	CONF. RPI	ADJ CONF. RPI				
Average RPI Loss:		137															
DIV. I ONLY			34-24-0		.58621	83		6-4-0		204	178	125	.49143 133 19 18				
DIV. I NON-CONF.			13-12-0		.52	117		0-0-0		228	158	169	.47656 172 21 20				
TOTALS		RPI 1-25		RPI 26-50		W-L RECORDS		RPI 51-100		RPI 101-150		RPI 150+					
34-24-0		0-2-0		0-2-0		OVERALL		2-6-0		8-2-0		24-12-0					
12-4-0		0-0-0		0-0-0		HOME		2-2-0		0-0-0		10-2-0					
11-13-0		0-2-0		0-1-0		AWAY		0-4-0		3-1-0		8-5-0					
11-7-0		0-0-0		0-1-0		NEUTRAL		0-0-0		5-1-0		6-5-0					
13-12-0		0-2-0		0-2-0		NON-CONFERENCE		0-1-0		5-1-0		8-6-0					
0-1-0		0-0-0		0-0-0		HOME		0-1-0		0-0-0		0-0-0					
4-5-0		0-2-0		0-0-		AWAY		0-0-0		1-0-0		3-2-0					
9-6-0		0-0-0		0-1-0		NEUTRAL		0-0-0		4-1-0		5-4-0					
21-12-0		0-0-0		0-0-0		CONFERENCE		2-5-0		3-1-0		16-6-0					
12-3-0		0-0-0		0-0-0		HOME		2-1-0		0-0-0		10-2-0					
7-8-0		0-0-0		0-0-0		AWAY		0-4-0		2-1-0		5-3-0					
2-1-0		0-0-0		0-0-0		NEUTRAL		0-0-0		1-0-0		1-1-0					
RPI	S	Opponent		Score		RPI	S	Opponent		Score		RPI	S	Opponent		Score	
6	A	Georgia		0	6	45	A	Chattanooga		2	8	64	H	Southern Ill.		0	6
6	A	Georgia		1	6	45	N	Chattanooga		3	4	75	A	Eastern Ill.		1	2
												75	A	Eastern Ill.		3	9
												75	A	Eastern Ill.		1	4
												75	A	Eastern Ill.		4	5
												76	H	Jacksonville St.		1	9
												76	H	Jacksonville St.		8	0
												76	H	Jacksonville St.		3	1
												104	A	Fla. Gulf Coast		1	0
												108	N	UNI		2	0
												117	N	UMKC		3	2
												125	N	St. John's (NY)		7	9
												129	N	St. Louis		11	3
												137	A	SIU Edwardsville		2	10
												137	A	SIU Edwardsville		2	1
												137	A	SIU Edwardsville		5	3
												137	N	SIU Edwardsville		2	0
												141	N	Ohio St.		7	6
												165	A	Southeast Mo. St.		7	1
												165	A	Southeast Mo. St.		4	5
												165	H	Southeast Mo. St.		7	2
												176	N	Colgate		2	1
												177	H	Tennessee Tech		4	5
												177	H	Tennessee Tech		3	2
												177	H	Tennessee Tech		1	0
												179	H	Murray St.		3	0
												179	H	Murray St.		6	5
												179	H	Murray St.		14	6
												179	N	Murray St.		2	3
												179	N	Murray St.		3	2
												190	N	Dartmouth		3	4
												191	A	Southeastern La.		2	4
												191	N	Southeastern La.		5	7
												200	A	Eastern Ky.		8	7
												200	A	Eastern Ky.		4	9
LAST 10 GAMES																	
						179	N	Murray St.		3	2	177	H	Tennessee Tech		3	2
						137	N	SIU Edwardsville		2	0	177	H	Tennessee Tech		4	5
						75	A	Eastern Ill.		3	9	137	A	SIU Edwardsville		2	1
						179	N	Murray St.		2	3	137	A	SIU Edwardsville		5	3
						177	H	Tennessee Tech		1	0	137	A	SIU Edwardsville		2	10

U
T
M
a
r
t
i
n

Non-Div. I Games:

UT Martin

RPI	S	Opponent	Score	
201	H	Morehead St.	1	0
201	H	Morehead St.	6	3
201	H	Morehead St.	6	2
225	N	East Tenn. St.	4	5
228	A	Evansville	6	7
228	A	Evansville	7	3
228	N	Evansville	5	1
230	N	Jackson St.	2	4
245	N	IUPUI	6	0
247	A	Belmont	11	0
247	A	Belmont	8	2
248	A	Austin Peay	2	5
248	H	Austin Peay	6	0
248	H	Austin Peay	6	7
252	A	Tennessee St.	6	3
252	A	Tennessee St.	6	4
252	A	Tennessee St.	12	4
254	N	Toledo	11	2
261	N	St. Francis (PA)	5	2

UT Martin

U
T
M
a
r
t
i
n

U
T
M
a
r
t
i
n

[illegible]

Non-Div. I Games:

Portland St.

RPI	S	Opponent	Score	
259	N	Cal St. Bakersfield	6	5
269	A	Seattle	9	6
269	A	Seattle	8	0
269	A	Seattle	10	0
269	A	Seattle	2	0
269	N	Seattle	10	2
273	H	Weber St.	11	0
273	H	Weber St.	6	0
273	H	Weber St.	8	0
273	H	Weber St.	8	0

Portland St.

P
o
r
t
l
a
n
d
S
t
.

P
o
r
t
l
a
n
d
S
t
.

Average RPI Win:	194	WON-LOST RECORD	WINNING PCT. RANK	LAST 10 GAMES	STRENGTH OF SCHEDULE	OPP. STRENGTH OF SCHEDULE	TEAM RPI	ADJ RPI	CONF. RPI	ADJ CONF. RPI
DIV. I ONLY		22-23-0	.48889 156	5-5-0	140	185	140	.49023 135	21	20
DIV. I NON-CONF.		9-15-0	.375 197	0-0-0	97	190	166	.48018 161	20	19
TOTALS	RPI 1-25	RPI 26-50	W-L RECORDS	RPI 51-100	RPI 101-150	RPI 150+				
22-23-0	0-1-0	1-7-0	OVERALL	3-4-0	2-1-0	16-10-0				
5-5-0	0-0-0	0-0-0	HOME	1-3-0	0-0-0	4-2-0				
9-8-0	0-0-0	1-1-0	AWAY	1-0-0	2-0-0	5-7-0				
8-10-0	0-1-0	0-6-0	NEUTRAL	1-1-0	0-1-0	7-1-0				
9-15-0	0-1-0	0-6-0	NON-CONFERENCE	2-1-0	0-1-0	7-6-0				
1-1-0	0-0-0	0-0-0	HOME	0-0-0	0-0-0	1-1-0				
1-4-0	0-0-0	0-0-	AWAY	1-0-0	0-0-0	0-4-0				
7-10-0	0-1-0	0-6-0	NEUTRAL	1-1-0	0-1-0	6-1-0				
13-8-0	0-0-0	1-1-0	CONFERENCE	1-3-0	2-0-0	9-4-0				
4-4-0	0-0-0	0-0-0	HOME	1-3-0	0-0-0	3-1-0				
8-4-0	0-0-0	1-1-0	AWAY	0-0-0	2-0-0	5-3-0				
1-0-0	0-0-0	0-0-0	NEUTRAL	0-0-0	0-0-0	1-0-0				
RPI S Opponent Score	RPI S Opponent Score	RPI S Opponent Score	RPI S Opponent Score							
4 N Missouri 7 8	32 N Maryland 0 1	56 A South Fla. 8 2	115 N Loyola (IL) 2 3							
	34 N La.-Lafayette 3 18	58 H Massachusetts 7 1	129 A St. Louis 1 0							
	39 N Illinois St. 1 6	58 H Massachusetts 2 12	129 A St. Louis 9 1							
	39 N Illinois St. 4 12	87 N Valparaiso 0 4	151 A Charlotte 1 3							
	40 A Fordham 7 4	88 H St. Joseph's 4 12	151 A Charlotte 0 3							
	40 A Fordham 4 6	88 H St. Joseph's 4 5	164 N Bryant 3 2							
	42 N North Carolina 3 8	96 N Western Mich. 5 3	168 N Sacred Heart 2 9							
	43 N Illinois 0 12		173 N Central Conn. St. 14 6							
			187 H Dayton 10 5							
			187 H Dayton 4 13							
			187 N Dayton 9 5							
			199 A Marist 4 12							
			199 A Marist 0 1							
			217 A UMBC 5 8							
			217 A UMBC 4 12							
			218 H Delaware 12 0							
			218 H Delaware 5 11							
			238 A George Washington 3 1							
			238 A George Washington 2 1							
			239 N Columbia 9 1							
			242 A St. Bonaventure 3 4							
			242 A St. Bonaventure 6 3							
			251 N Holy Cross 7 5							
			262 N Detroit 12 6							
			266 H Rhode Island 10 0							
			266 H Rhode Island 2 1							
			275 A La Salle 7 0							
LAST 10 GAMES										
			151 A Charlotte 1 3							
			187 N Dayton 9 5							
			151 A Charlotte 0 3							
			242 A St. Bonaventure 6 3							
			242 A St. Bonaventure 3 4							
			88 H St. Joseph's 4 12							
			88 H St. Joseph's 4 5							
			129 A St. Louis 1 0							
			129 A St. Louis 9 1							
			275 A La Salle 5 0							

Non-Div. I Games:

Temple

RPI	S	Opponent	Score
275	A	La Salle	5 0
279	N	Lafayette	12 2

Temple

[illegible]

Non-Div. I Games:

Quinnipiac

RPI	S	Opponent	Score	
196	H	Fairleigh Dickinson	3	2
206	H	Manhattan	10	9
206	H	Manhattan	5	2
207	N	Maine	1	0
208	N	Buffalo	7	6
209	A	Stony Brook	0	2
209	A	Stony Brook	3	4
209	N	Stony Brook	8	2
222	N	Winthrop	6	0
234	N	Army	3	5
234	N	Army	6	5
245	N	IUPUI	3	5
246	H	Mt. St. Mary's	6	11
246	H	Mt. St. Mary's	6	2
253	A	Wagner	11	1
253	A	Wagner	3	4
260	H	Hartford	0	1
261	N	St. Francis (PA)	2	0
261	N	St. Francis (PA)	11	3
270	N	Bucknell	5	4
270	N	Bucknell	8	1

Quinnipiac

Q
u
i
n
n
i
p
i
a
c

Q
u
i
n
n
i
p
i
a
c

Average RPI Win:	176	WON-LOST RECORD	WINNING PCT. RANK	LAST 10 GAMES		STRENGTH OF SCHEDULE	OPP. STRENGTH OF SCHEDULE	TEAM RPI	ADJ RPI	CONF. RPI	ADJ CONF. RPI
DIV. I ONLY		28-30-0	.48276 158	4-6-0		112	161	129	.48949 137	19	18
DIV. I NON-CONF.		9-17-0	.34615 214	1-1-0		70	101	142	.48792 145	21	20
TOTALS	RPI 1-25	RPI 26-50		W-L RECORDS		RPI 51-100		RPI 101-150		RPI 150+	
28-30-0	0-5-0	0-2-0		OVERALL		4-7-0		4-8-0		20-8-0	
9-9-0	0-0-0	0-0-0		HOME		2-3-0		2-3-0		5-3-0	
16-10-0	0-2-0	0-0-0		AWAY		1-2-0		2-3-0		13-3-0	
3-11-0	0-3-0	0-2-0		NEUTRAL		1-2-0		0-2-0		2-2-0	
9-17-0	0-5-0	0-2-0		NON-CONFERENCE		2-3-0		3-5-0		4-2-0	
1-1-0	0-0-0	0-0-0		HOME		0-0-0		1-1-0		0-0-0	
5-7-0	0-2-0	0-0-		AWAY		1-1-0		2-3-0		2-1-0	
3-9-0	0-3-0	0-2-0		NEUTRAL		1-2-0		0-1-0		2-1-0	
19-13-0	0-0-0	0-0-0		CONFERENCE		2-4-0		1-3-0		16-6-0	
8-8-0	0-0-0	0-0-0		HOME		2-3-0		1-2-0		5-3-0	
11-3-0	0-0-0	0-0-0		AWAY		0-1-0		0-0-0		11-2-0	
0-2-0	0-0-0	0-0-0		NEUTRAL		0-0-0		0-1-0		0-1-0	
RPI S Opponent	Score		RPI S Opponent	Score		RPI S Opponent	Score		RPI S Opponent	Score	
4 A Missouri	0	10	35 N Long Beach St.	5	13	64 A Southern Ill.	1	10	101 A UNLV	1	0
13 N Tennessee	2	12	37 N BYU	5	10	65 N Virginia	2	4	105 N Boston U.	0	4
17 N Kentucky	0	2				75 A Eastern Ill.	0	1	112 A Campbell	1	6
19 N UCLA	2	3				75 H Eastern Ill.	0	7	112 A Campbell	6	2
25 A Louisville	0	10				75 H Eastern Ill.	5	7	128 A Western Ky.	0	4
						76 H Jacksonville St.	0	3	128 A Western Ky.	2	7
						76 H Jacksonville St.	7	4	129 H St. Louis	3	0
						76 H Jacksonville St.	9	4	129 H St. Louis	2	10
						80 A Missouri St.	5	1	133 H UT Martin	10	2
						85 N Miami (OH)	0	3	133 H UT Martin	1	2
						85 N Miami (OH)	3	0	133 H UT Martin	3	5
									133 N UT Martin	0	2
									165 H Southeast Mo. St.	11	1
									165 H Southeast Mo. St.	4	11
									165 H Southeast Mo. St.	6	8
									165 N Southeast Mo. St.	3	4
									174 N Wright St.	2	1
									174 N Wright St.	2	5
									177 H Tennessee Tech	6	5
									177 H Tennessee Tech	4	3
									177 H Tennessee Tech	2	0
									179 A Murray St.	11	0
									179 H Murray St.	0	3
									179 H Murray St.	6	4
									200 A Eastern Ky.	8	4
									200 A Eastern Ky.	7	5
									200 A Eastern Ky.	6	1
			LAST 10 GAMES								
133 N UT Martin			0	2	133 H UT Martin			1	2	179 H Murray St.	
165 N Southeast Mo. St.			3	4	133 H UT Martin			3	5	179 H Murray St.	
248 A Austin Peay			4	3	133 H UT Martin			10	2	200 A Eastern Ky.	
248 A Austin Peay			2	4	4 A Missouri			0	10	200 A Eastern Ky.	
248 A Austin Peay			6	2	129 H St. Louis			3	0	200 A Eastern Ky.	

Non-Div. I Games:

SIU Edwardsville

RPI	S	Opponent	Score	
201	A	Morehead St.	7	3
201	A	Morehead St.	7	2
201	A	Morehead St.	4	3
229	N	Drexel	3	0
231	A	Indiana St.	4	1
247	A	Belmont	1	2
247	A	Belmont	4	3
248	A	Austin Peay	6	2
248	A	Austin Peay	4	3
248	A	Austin Peay	2	4
252	A	Tennessee St.	5	6
252	A	Tennessee St.	6	0
252	A	Tennessee St.	11	0

SIU Edwardsville

SIU Edwardsville

SIU Edwardsville

Average RPI Win: 205		WON-LOST RECORD		WINNING PCT. RANK		LAST 10 GAMES		STRENGTH OF SCHEDULE		OPP. STRENGTH OF SCHEDULE		TEAM RPI		ADJ RPI		CONF. RPI		ADJ CONF. RPI	
Average RPI Loss: 142																			
DIV. I ONLY		31-22-0		.58491 85		5-5-0		223		215		141		.48878 138		26		26	
DIV. I NON-CONF.		16-17-0		.48485 140		0-1-0		234		195		190		.46469 190		27		27	
TOTALS		RPI 1-25		RPI 26-50		W-L RECORDS		RPI 51-100		RPI 101-150		RPI 150+							
31-22-0		0-1-0		0-1-0		OVERALL		0-2-0		7-8-0		24-10-0							
11-4-0		0-0-0		0-0-0		HOME		0-0-0		1-1-0		10-3-0							
13-9-0		0-0-0		0-1-0		AWAY		0-2-0		2-3-0		11-3-0							
7-9-0		0-1-0		0-0-0		NEUTRAL		0-0-0		4-4-0		3-4-0							
16-17-0		0-1-0		0-1-0		NON-CONFERENCE		0-2-0		5-5-0		11-8-0							
4-3-0		0-0-0		0-0-0		HOME		0-0-0		1-1-0		3-2-0							
6-7-0		0-0-0		0-0-		AWAY		0-2-0		1-2-0		5-2-0							
6-7-0		0-1-0		0-0-0		NEUTRAL		0-0-0		3-2-0		3-4-0							
15-5-0		0-0-0		0-0-0		CONFERENCE		0-0-0		2-3-0		13-2-0							
7-1-0		0-0-0		0-0-0		HOME		0-0-0		0-0-0		7-1-0							
7-2-0		0-0-0		0-0-0		AWAY		0-0-0		1-1-0		6-1-0							
1-2-0		0-0-0		0-0-0		NEUTRAL		0-0-0		1-2-0		0-0-0							
RPI S	Opponent	Score		RPI S	Opponent	Score		RPI S	Opponent	Score		RPI S	Opponent	Score					
18 N	Oregon	1	3	33 A	East Carolina	0	9	58 A	Massachusetts	0	1	101 N	UNLV	2	6				
								71 A	North Carolina St.	2	7	112 N	Campbell	2	1				
												122 A	Iona	3	0				
												122 A	Iona	1	3				
												122 N	Iona	2	4				
												122 N	Iona	0	4				
												122 N	Iona	2	1				
												126 A	Connecticut	0	12				
												132 A	Cal Poly	3	1				
												132 N	Cal Poly	2	6				
												136 A	Quinnipiac	0	2				
												136 H	Quinnipiac	6	1				
												143 N	James Madison	2	1				
												145 N	Lehigh	12	11				
												150 H	Providence	0	2				
												152 N	Charleston So.	4	2				
												168 A	Sacred Heart	0	3				
												168 H	Sacred Heart	0	5				
												173 H	Central Conn. St.	3	4				
												173 H	Central Conn. St.	7	1				
												178 N	Towson	1	2				
												178 N	Towson	10	11				
												184 H	Niagara	4	3				
												184 H	Niagara	3	0				
												199 A	Marist	3	2				
												136 A	Quinnipiac	0	2				
												199 A	Marist	0	1				
												206 H	Manhattan	3	4				
												199 A	Marist	4	1				
LAST 10 GAMES																			
												122 N	Iona	2	4				
												122 N	Iona	0	4				
												199 A	Marist	3	2				
												122 N	Iona	2	1				
												199 A	Marist	4	1				

Non-Div. I Games:

Fairfield

Fairfield

Average RPI Win: 116		WON-LOST RECORD		WINNING PCT. RANK		LAST 10 GAMES		STRENGTH OF SCHEDULE		OPP. STRENGTH OF SCHEDULE		TEAM RPI		ADJ RPI		CONF. RPI		ADJ CONF. RPI	
DIV. I ONLY		18-33-0		.35294 217		4-6-0		69		76		143		.48876 139		7		7	
DIV. I NON-CONF.		10-15-0		.4 189		1-1-0		139		66		158		.48376 154		9		9	
TOTALS		RPI 1-25		RPI 26-50		W-L RECORDS		RPI 51-100		RPI 101-150		RPI 150+							
18-33-0		0-2-0		0-7-0		OVERALL		10-12-0		3-7-0		5-5-0							
14-7-0		0-0-0		0-0-0		HOME		10-5-0		1-0-0		3-2-0							
1-17-0		0-0-0		0-7-0		AWAY		0-3-0		0-5-0		1-2-0							
3-9-0		0-2-0		0-0-0		NEUTRAL		0-4-0		2-2-0		1-1-0							
10-15-0		0-2-0		0-3-0		NON-CONFERENCE		3-3-0		2-2-0		5-5-0							
6-2-0		0-0-0		0-0-0		HOME		3-0-0		0-0-0		3-2-0							
1-5-0		0-0-0		0-0-		AWAY		0-0-0		0-0-0		1-2-0							
3-8-0		0-2-0		0-0-0		NEUTRAL		0-3-0		2-2-0		1-1-0							
8-18-0		0-0-0		0-4-0		CONFERENCE		7-9-0		1-5-0		0-0-0							
8-5-0		0-0-0		0-0-0		HOME		7-5-0		1-0-0		0-0-0							
0-12-0		0-0-0		0-4-0		AWAY		0-3-0		0-5-0		0-0-0							
0-1-0		0-0-0		0-0-0		NEUTRAL		0-1-0		0-0-0		0-0-0							
RPI	S	Opponent		Score		RPI	S	Opponent		Score		RPI	S	Opponent		Score			
17	N	Kentucky		0	13	28	A	Auburn		0	10	54	N	Hofstra		2	3		
25	N	Louisville		5	10	34	A	La.-Lafayette		0	11	60	A	FIU		2	3		
						34	A	La.-Lafayette		0	8	60	A	FIU		4	6		
						34	A	La.-Lafayette		3	10	60	A	FIU		2	3		
						34	A	La.-Lafayette		1	9	60	N	FIU		5	11		
						49	A	Florida St.		3	10	61	H	Fla. Atlantic		4	0		
						49	A	Florida St.		1	11	61	H	Fla. Atlantic		3	6		
												61	H	Fla. Atlantic		0	3		
												62	N	Purdue		4	5		
												66	H	South Ala.		2	10		
												66	H	South Ala.		3	1		
												66	H	South Ala.		0	8		
												68	H	Lipscomb		3	1		
												68	H	Lipscomb		4	3		
												76	H	Jacksonville St.		4	2		
												82	N	Michigan St.		2	12		
												92	H	North Texas		6	4		
												92	H	North Texas		5	4		
												92	H	North Texas		4	1		
												97	H	Troy		2	4		
						LAST 10 GAMES													
						60 N FIU						5	11						
						34 A La.-Lafayette						3	10						
						128 A Western Ky.						1	4						
						128 A Western Ky.						4	5						
						128 H Western Ky.						3	2						

Non-Div. I Games:

Middle Tenn.

RPI	S	Opponent	Score	
97	H	Troy	4	1
97	H	Troy	2	1
165	H	Southeast Mo. St.	7	3
165	H	Southeast Mo. St.	2	3
97	H	Troy	2	1
97	H	Troy	4	1
97	H	Troy	2	4

M
i
d
d
l
e
T
e
n
n
.

M
i
d
d
l
e
T
e
n
n
.

Average RPI Win:	183	WON-LOST RECORD	WINNING PCT. RANK	LAST 10 GAMES		STRENGTH OF SCHEDULE	OPP. STRENGTH OF SCHEDULE	TEAM RPI	ADJ RPI	CONF. RPI	ADJ CONF. RPI				
DIV. I ONLY		30-24-0	.55556	108	7-3-0	205	182	138	.48856	140	16	16			
DIV. I NON-CONF.		17-10-0	.62963	64	2-0-0	246	205	133	.49565	131	16	16			
<hr/>															
TOTALS	RPI 1-25	RPI 26-50		W-L RECORDS		RPI 51-100		RPI 101-150		RPI 150+					
30-24-0	0-0-0	0-5-0		OVERALL		3-3-0		6-7-0		21-9-0					
19-7-0	0-0-0	0-3-0		HOME		2-2-0		2-1-0		15-1-0					
7-14-0	0-0-0	0-1-0		AWAY		1-1-0		2-4-0		4-8-0					
4-3-0	0-0-0	0-1-0		NEUTRAL		0-0-0		2-2-0		2-0-0					
17-10-0	0-0-0	0-1-0		NON-CONFERENCE		3-3-0		1-1-0		13-5-0					
11-3-0	0-0-0	0-0-0		HOME		2-2-0		0-0-0		9-1-0					
3-6-0	0-0-0	0-0-		AWAY		1-1-0		0-0-0		2-4-0					
3-1-0	0-0-0	0-0-0		NEUTRAL		0-0-0		1-1-0		2-0-0					
13-14-0	0-0-0	0-4-0		CONFERENCE		0-0-0		5-6-0		8-4-0					
8-4-0	0-0-0	0-3-0		HOME		0-0-0		2-1-0		6-0-0					
4-8-0	0-0-0	0-0-0		AWAY		0-0-0		2-4-0		2-4-0					
1-2-0	0-0-0	0-1-0		NEUTRAL		0-0-0		1-1-0		0-0-0					
RPI	S	Opponent	Score	RPI	S	Opponent	Score	RPI	S	Opponent	Score				
				42	A	North Carolina	4 11	71	H	North Carolina St.	2 4				
				45	H	Chattanooga	2 13	71	H	North Carolina St.	1 13				
				45	H	Chattanooga	5 7	82	A	South Carolina	8 1				
				45	H	Chattanooga	1 3	82	A	South Carolina	0 2				
				45	N	Chattanooga	1 7	84	H	Radford	11 10				
								84	H	Radford	5 1				
										107	H	Ga. Southern	3 2		
										107	H	Ga. Southern	2 1		
										107	H	Ga. Southern	2 3		
										113	A	Col. of Charleston	4 0		
										113	A	Col. of Charleston	5 2		
										113	A	Col. of Charleston	0 1		
										113	N	Col. of Charleston	7 5		
										120	A	Appalachian St.	1 9		
										120	A	Appalachian St.	5 11		
										120	A	Appalachian St.	3 4		
										120	N	Appalachian St.	5 6		
										130	N	Binghamton	0 2		
										130	N	Binghamton	5 4		
										151	A	Charlotte	1 6		
										151	A	Charlotte	0 1		
										152	A	Charleston So.	6 4		
										152	A	Charleston So.	6 0		
										152	A	Charleston So.	4 5		
										160	H	UNC Greensboro	1 0		
										160	H	UNC Greensboro	7 0		
										160	H	UNC Greensboro	15 0		
LAST 10 GAMES															
				120	N	Appalachian St.	5 6	160	H	UNC Greensboro	15 0	162	H	Kent St.	4 3
				45	N	Chattanooga	1 7	84	H	Radford	11 10	162	H	Kent St.	3 11
				113	N	Col. of Charleston	7 5	84	H	Radford	5 1	186	A	Stetson	0 2
				160	H	UNC Greensboro	7 0	223	A	Furman	7 8	187	H	Dayton	5 0
				160	H	UNC Greensboro	1 0	223	A	Furman	4 1	187	H	Dayton	4 0
										202	H	Seton Hall	8 4		

Non-Div. I Games:

Elon

RPI	S	Opponent	Score	
216	A	Samford	2	3
216	A	Samford	2	10
216	A	Samford	7	1
223	A	Furman	7	8
223	A	Furman	4	1
223	A	Furman	5	8
232	H	Youngstown St.	4	3
232	H	Youngstown St.	10	2
252	N	Tennessee St.	6	2
252	N	Tennessee St.	7	4
263	H	Western Caro.	9	1
263	H	Western Caro.	1	0
263	H	Western Caro.	7	6
265	H	Morgan St.	15	2
286	H	N.C. Central	8	0
286	H	N.C. Central	20	0

Elon

E
l
o
n

E
l
o
n

Average RPI Win: 133		WON-LOST	WINNING	LAST 10	STRENGTH OF		OPP. STRENGTH	TEAM	ADJ	CONF.	ADJ CONF.
Average RPI Loss: 64		RECORD	PCT. RANK	GAMES	SCHEDULE		OF SCHEDULE	RPI	RPI	RPI	RPI
DIV. I ONLY		14-37-0	.27451	250	2-8-0		29	51	139	.48777	141
DIV. I NON-CONF.		11-20-0	.35484	212	1-1-0		41	96	119	.50023	122
TOTALS		RPI 1-25	RPI 26-50		W-L RECORDS		RPI 51-100		RPI 101-150		RPI 150+
14-37-0		0-7-0	0-12-0		OVERALL		7-12-0		1-4-0		6-2-0
5-11-0		0-0-0	0-4-0		HOME		2-6-0		0-0-0		3-1-0
4-12-0		0-2-0	0-4-0		AWAY		3-5-0		0-1-0		1-0-0
5-14-0		0-5-0	0-4-0		NEUTRAL		2-1-0		1-3-0		2-1-0
11-20-0		0-5-0	0-6-0		NON-CONFERENCE		4-3-0		1-4-0		6-2-0
4-2-0		0-0-0	0-0-0		HOME		1-1-0		0-0-0		3-1-0
2-4-0		0-0-0	0-0-0		AWAY		1-1-0		0-1-0		1-0-0
5-14-0		0-5-0	0-4-0		NEUTRAL		2-1-0		1-3-0		2-1-0
3-17-0		0-2-0	0-6-0		CONFERENCE		3-9-0		0-0-0		0-0-0
1-9-0		0-0-0	0-4-0		HOME		1-5-0		0-0-0		0-0-0
2-8-0		0-2-0	0-2-0		AWAY		2-4-0		0-0-0		0-0-0
0-0-0		0-0-0	0-0-0		NEUTRAL		0-0-0		0-0-0		0-0-0
RPI S	Opponent	Score	RPI S	Opponent	Score	RPI S	Opponent	Score	RPI S	Opponent	Score
11 A	Michigan	1 9	27 A	Tulsa	0 8	59 H	Pittsburgh	2 5	110 N	UC Santa Barbara	3 11
11 A	Michigan	0 8	29 N	DePaul	4 5	59 H	Pittsburgh	4 3	123 A	Loyola Marymount	2 8
14 N	Texas A&M	1 10	30 A	Indiana	0 9	60 A	FIU	2 1	133 N	UT Martin	6 7
17 N	Kentucky	0 9	30 A	Indiana	2 3	62 H	Purdue	8 10	142 N	North Florida	10 1
19 N	UCLA	5 12	37 N	BYU	1 5	62 H	Purdue	0 7	147 N	Cal St. Northridge	1 6
21 N	Nebraska	0 10	41 A	San Diego St.	2 4	63 A	Northwestern	2 12	163 A	San Diego	4 2
25 N	Louisville	1 9	43 H	Illinois	0 8	63 A	Northwestern	0 14	187 H	Dayton	4 6
			43 H	Illinois	4 13	66 A	South Ala.	5 8	191 N	Southeastern La.	4 3
			44 N	Memphis	3 7	67 H	Iowa	3 5	201 H	Morehead St.	2 1
			45 N	Chattanooga	7 11	67 H	Iowa	2 7	201 H	Morehead St.	6 3
			46 H	Penn St.	2 10	70 N	Iowa St.	8 0	228 N	Evansville	12 4
			46 H	Penn St.	3 4	72 A	Wisconsin	0 8	232 H	Youngstown St.	2 1
						72 A	Wisconsin	3 11	256 N	North Dakota	4 7
						74 A	Minnesota	10 0			
						74 A	Minnesota	7 5			
						81 N	Harvard	4 1			
						82 H	Michigan St.	2 12			
						82 H	Michigan St.	1 0			
						86 N	Drake	4 10			
LAST 10 GAMES											
72 A	Wisconsin	0 8	82 H	Michigan St.	2 12						
72 A	Wisconsin	3 11	187 H	Dayton	4 6						
46 H	Penn St.	3 4	11 A	Michigan	0 8						
46 H	Penn St.	2 10	11 A	Michigan	1 9						
82 H	Michigan St.	1 0	201 H	Morehead St.	6 3						

Non-Div. I Games:

Ohio St.

North Florida

Through Games Of Final

Average RPI Win:		170	WON-LOST RECORD		WINNING PCT. RANK		LAST 10 GAMES		STRENGTH OF SCHEDULE		OPP. STRENGTH OF SCHEDULE		TEAM RPI		ADJ RPI		CONF. RPI		ADJ CONF. RPI	
DIV. I ONLY			24-31-0		.43636 176		4-6-0		109		125		142		.48697 142		12		12	
DIV. I NON-CONF.			16-19-0		.45714 161		0-2-0		140		126		134		.494 135		13		13	
TOTALS		RPI 1-25		RPI 26-50		W-L RECORDS		RPI 51-100		RPI 101-150		RPI 150+								
24-31-0		0-2-0		1-6-0		OVERALL		4-11-0		3-7-0		16-5-0								
12-11-0		0-0-0		0-0-0		HOME		1-6-0		2-4-0		9-1-0								
6-11-0		0-0-0		0-4-0		AWAY		3-5-0		0-0-0		3-2-0								
6-9-0		0-2-0		1-2-0		NEUTRAL		0-0-0		1-3-0		4-2-0								
16-19-0		0-2-0		1-4-0		NON-CONFERENCE		3-4-0		1-5-0		11-4-0								
7-6-0		0-0-0		0-0-0		HOME		0-3-0		0-2-0		7-1-0								
3-4-0		0-0-0		0-0-		AWAY		3-1-0		0-0-0		0-1-0								
6-9-0		0-2-0		1-2-0		NEUTRAL		0-0-0		1-3-0		4-2-0								
8-12-0		0-0-0		0-2-0		CONFERENCE		1-7-0		2-2-0		5-1-0								
5-5-0		0-0-0		0-0-0		HOME		1-3-0		2-2-0		2-0-0								
3-7-0		0-0-0		0-2-0		AWAY		0-4-0		0-0-0		3-1-0								
0-0-0		0-0-0		0-0-0		NEUTRAL		0-0-0		0-0-0		0-0-0								
RPI	S	Opponent		Score		RPI	S	Opponent		Score		RPI	S	Opponent		Score				
11	N	Michigan		1	4	29	N	DePaul		0	3	51	H	Kansas		1	2			
17	N	Kentucky		2	5	44	N	Memphis		0	3	60	A	FIU		0	3			
						45	N	Chattanooga		4	0	60	H	FIU		4	5			
						48	A	Jacksonville		0	8	60	H	FIU		1	7			
						48	A	Jacksonville		1	6	68	A	Lipscomb		0	7			
						49	A	Florida St.		1	6	68	A	Lipscomb		0	8			
						49	A	Florida St.		7	9	90	A	UCF		5	4			
												90	A	UCF		2	0			
												93	H	Kennesaw St.		5	7			
												93	H	Kennesaw St.		3	5			
												95	A	S.C. Upstate		0	1			
												95	A	S.C. Upstate		1	5			
												97	A	Troy		3	2			
												99	H	Mercer		3	2			
												99	H	Mercer		3	9			

Non-Div. I Games:

North Florida

RPI	S	Opponent	Score	
246	H	Mt. St. Mary's	9	0
247	A	Belmont	3	2
247	A	Belmont	0	1
278	H	Alabama St.	6	4

North Florida

N
o
r
t
h
F
l
o
r
i
d
a

N
o
r
t
h
F
l
o
r
i
d
a

Average RPI Win:	191	WON-LOST RECORD	WINNING PCT. RANK	LAST 10 GAMES	STRENGTH OF SCHEDULE	OPP. STRENGTH OF SCHEDULE	TEAM RPI	ADJ RPI	CONF. RPI	ADJ CONF. RPI			
DIV. I ONLY		29-23-0	.55769	107	4-6-0	198	195	136	.48582	143	18	19	
DIV. I NON-CONF.		21-11-0	.65625	51	2-0-0	190	209	87	.52081	92	18	21	
<hr/>													
TOTALS	RPI 1-25	RPI 26-50		W-L RECORDS		RPI 51-100		RPI 101-150		RPI 150+			
29-23-0	0-0-0	0-1-0		OVERALL		2-9-0		6-3-0		21-10-0			
11-5-0	0-0-0	0-0-0		HOME		0-2-0		5-2-0		6-1-0			
10-12-0	0-0-0	0-0-0		AWAY		1-6-0		0-0-0		9-6-0			
8-6-0	0-0-0	0-1-0		NEUTRAL		1-1-0		1-1-0		6-3-0			
21-11-0	0-0-0	0-1-0		NON-CONFERENCE		2-4-0		6-3-0		13-3-0			
6-2-0	0-0-0	0-0-0		HOME		0-0-0		5-2-0		1-0-0			
7-3-0	0-0-0	0-0-		AWAY		1-3-0		0-0-0		6-0-0			
8-6-0	0-0-0	0-1-0		NEUTRAL		1-1-0		1-1-0		6-3-0			
8-12-0	0-0-0	0-0-0		CONFERENCE		0-5-0		0-0-0		8-7-0			
5-3-0	0-0-0	0-0-0		HOME		0-2-0		0-0-0		5-1-0			
3-9-0	0-0-0	0-0-0		AWAY		0-3-0		0-0-0		3-6-0			
0-0-0	0-0-0	0-0-0		NEUTRAL		0-0-0		0-0-0		0-0-0			
RPI	S	Opponent	Score	RPI	S	Opponent	Score	RPI	S	Opponent	Score		
				30	N	Indiana	1 5	54	A	Hofstra	0 3		
								54	A	Hofstra	6 16		
								54	A	Hofstra	3 11		
								65	A	Virginia	0 6		
								71	A	North Carolina St.	4 8		
								78	H	Georgia St.	2 11		
								78	H	Georgia St.	0 8		
								84	A	Radford	1 2		
								84	A	Radford	5 4		
								88	N	St. Joseph's	2 3		
								88	N	St. Joseph's	6 5		
										112	N	Campbell	3 1
										125	H	St. John's (NY)	5 6
										125	H	St. John's (NY)	13 12
										130	H	Binghamton	2 1
										131	H	Liberty	7 9
										131	H	Liberty	4 3
										138	N	Fairfield	1 2
										145	H	Lehigh	4 0
										145	H	Lehigh	10 1
										151	A	Charlotte	3 2
										152	N	Charleston So.	11 8
										154	N	Robert Morris	10 4
										154	N	Robert Morris	2 3
										178	A	Towson	1 2
										178	A	Towson	0 6
										178	A	Towson	6 8
										182	A	Coastal Caro.	6 2
										202	N	Seton Hall	6 0
										202	N	Seton Hall	6 2
										207	N	Maine	11 4
										209	N	Stony Brook	2 4
										215	H	George Mason	7 3
										215	H	George Mason	7 1
										215	H	George Mason	4 3
										218	A	Delaware	5 4
										218	A	Delaware	3 4
										218	A	Delaware	4 5
				LAST 10 GAMES									
				229	H	Drexel	4 2	178	A	Towson	0 6		
				229	H	Drexel	9 3	78	H	Georgia St.	2 11		
				229	H	Drexel	3 9	78	H	Georgia St.	0 8		
				178	A	Towson	1 2	238	A	George Washington	2 1		
				178	A	Towson	6 8	238	A	George Washington	5 2		

Non-Div. I Games:

James Madison

RPI	S	Opponent	Score	
229	H	Drexel	9	3
229	H	Drexel	3	9
229	H	Drexel	4	2
233	H	Georgetown	15	1
238	A	George Washington	5	2
238	A	George Washington	2	1
257	A	UNC Wilmington	8	0
257	A	UNC Wilmington	7	9
257	A	UNC Wilmington	3	0
264	A	Norfolk St.	4	1
264	A	Norfolk St.	1	0
270	N	Bucknell	0	4
270	N	Bucknell	4	0

James Madison

J
a
m
e
s
M
a
d
i
s
o
n

J
a
m
e
s
M
a
d
i
s
o
n

Average RPI Win:	180	WON-LOST RECORD	WINNING PCT. RANK	LAST 10 GAMES	STRENGTH OF SCHEDULE	OPP. STRENGTH OF SCHEDULE	TEAM RPI	ADJ RPI	CONF. RPI	ADJ CONF. RPI		
DIV. I ONLY		25-28-0	.4717	162	5-5-0	155	104	145	.48555	144	13	13
DIV. I NON-CONF.		12-14-0	.46154	154	0-0-0	98	79	110	.50967	107	12	12
<hr/>												
TOTALS	RPI 1-25	RPI 26-50		W-L RECORDS		RPI 51-100		RPI 101-150		RPI 150+		
25-28-0	0-5-0	1-6-0		OVERALL		5-6-0		3-5-0		16-6-0		
5-9-0	0-1-0	1-2-0		HOME		0-2-0		0-0-0		4-4-0		
11-11-0	0-4-0	0-0-0		AWAY		4-3-0		3-2-0		4-2-0		
9-8-0	0-0-0	0-4-0		NEUTRAL		1-1-0		0-3-0		8-0-0		
12-14-0	0-5-0	0-4-0		NON-CONFERENCE		2-2-0		1-3-0		9-0-0		
2-1-0	0-1-0	0-0-0		HOME		0-0-0		0-0-0		2-0-0		
2-7-0	0-4-0	0-0-		AWAY		1-2-0		1-1-0		0-0-0		
8-6-0	0-0-0	0-4-0		NEUTRAL		1-0-0		0-2-0		7-0-0		
13-14-0	0-0-0	1-2-0		CONFERENCE		3-4-0		2-2-0		7-6-0		
3-8-0	0-0-0	1-2-0		HOME		0-2-0		0-0-0		2-4-0		
9-4-0	0-0-0	0-0-0		AWAY		3-1-0		2-1-0		4-2-0		
1-2-0	0-0-0	0-0-0		NEUTRAL		0-1-0		0-1-0		1-0-0		
<hr/>												
RPI	S	Opponent	Score	RPI	S	Opponent	Score	RPI	S	Opponent	Score	
1	A	Arizona St.	1 11	27	N	Tulsa	3 5	64	N	Southern Ill.	0 4	
1	A	Arizona St.	0 10	27	N	Tulsa	1 2	70	A	Iowa St.	0 7	
8	A	Arizona	0 8	33	N	East Carolina	0 2	70	A	Iowa St.	1 7	
21	A	Nebraska	2 7	39	H	Illinois St.	1 8	70	A	Iowa St.	9 3	
21	H	Nebraska	2 10	39	H	Illinois St.	1 0	80	A	Missouri St.	4 1	
				39	H	Illinois St.	2 4	80	A	Missouri St.	2 3	
				50	N	New Mexico St.	4 8	80	A	Missouri St.	4 3	
								86	A	Drake	2 1	
								86	H	Drake	0 5	
								86	H	Drake	3 5	
								87	N	Valparaiso	2 1	

Non-Div. I Games:

Creighton

RPI	S	Opponent	Score	
256	H	North Dakota	9	1
273	N	Weber St.	7	2
277	N	Centenary (LA)	10	0

Creighton

C
r
e
i
g
h
t
o
n

C
r
e
i
g
h
t
o
n

[illegible]

Non-Div. I Games:

Lehigh

RPI	S	Opponent	Score	
234	H	Army	4	1
234	H	Army	5	2
234	H	Army	4	6
234	H	Army	14	5
251	H	Holy Cross	0	1
251	H	Holy Cross	3	0
251	H	Holy Cross	8	5
251	H	Holy Cross	5	4
251	N	Holy Cross	6	4
253	N	Wagner	8	0
262	N	Detroit	7	3
268	N	South Dakota	6	3
270	A	Bucknell	2	1
270	A	Bucknell	7	5
270	A	Bucknell	3	1
270	A	Bucknell	3	5
271	H	Rider	6	0
271	H	Rider	4	8
279	H	Lafayette	9	0
279	H	Lafayette	10	0
279	H	Lafayette	13	0
279	H	Lafayette	1	0

Lehigh

L
e
h
i
g
h

L
e
h
i
g
h

[illegible]

Non-Div. I Games:

Marshall

Average RPI Win: 147		WON-LOST	WINNING	LAST 10	STRENGTH OF		OPP. STRENGTH	TEAM	ADJ	CONF.	ADJ CONF.
Average RPI Loss: 87		RECORD	PCT. RANK	GAMES	SCHEDULE		OF SCHEDULE	RPI	RPI	RPI	RPI
DIV. I ONLY		22-31-0	.41509	190	6-4-0		110	75	144	.4834	147
DIV. I NON-CONF.		12-20-0	.375	197	0-0-0		90	68	137	.48558	150
TOTALS		RPI 1-25	RPI 26-50		W-L RECORDS		RPI 51-100		RPI 101-150		RPI 150+
22-31-0		0-8-0	1-5-0		OVERALL		4-7-0		7-4-0		10-7-0
8-9-0		0-1-0	0-2-0		HOME		1-2-0		2-1-0		5-3-0
5-11-0		0-3-0	1-2-0		AWAY		2-1-0		1-2-0		1-3-0
9-11-0		0-4-0	0-1-0		NEUTRAL		1-4-0		4-1-0		4-1-0
12-20-0		0-8-0	0-3-0		NON-CONFERENCE		1-4-0		4-1-0		7-4-0
3-5-0		0-1-0	0-2-0		HOME		0-0-0		0-0-0		3-2-0
0-4-0		0-3-0	0-0-		AWAY		0-0-0		0-0-0		0-1-0
9-11-0		0-4-0	0-1-0		NEUTRAL		1-4-0		4-1-0		4-1-0
10-11-0		0-0-0	1-2-0		CONFERENCE		3-3-0		3-3-0		3-3-0
5-4-0		0-0-0	0-0-0		HOME		1-2-0		2-1-0		2-1-0
5-7-0		0-0-0	1-2-0		AWAY		2-1-0		1-2-0		1-2-0
0-0-0		0-0-0	0-0-0		NEUTRAL		0-0-0		0-0-0		0-0-0
RPI S	Opponent	Score	RPI S	Opponent	Score	RPI S	Opponent	Score	RPI S	Opponent	Score
5 N	California	0 8	35 A	Long Beach St.	3 2	53 H	Pacific	7 9	101 N	UNLV	4 3
8 A	Arizona	0 8	35 A	Long Beach St.	2 6	53 H	Pacific	1 5	103 N	Ohio	7 6
8 A	Arizona	1 10	35 A	Long Beach St.	0 4	53 H	Pacific	5 3	110 A	UC Santa Barbara	2 4
8 A	Arizona	5 16	37 N	BYU	0 11	55 N	Hawaii	3 12	110 A	UC Santa Barbara	4 5
16 N	Stanford	0 9	41 H	San Diego St.	1 4	63 N	Northwestern	2 15	110 A	UC Santa Barbara	9 2
16 N	Stanford	2 8	41 H	San Diego St.	0 13	72 N	Wisconsin	0 1	132 H	Cal Poly	4 1
19 H	UCLA	0 8				79 N	Boise St.	4 8	132 H	Cal Poly	7 5
25 N	Louisville	1 4				91 A	Cal St. Fullerton	4 3	132 H	Cal Poly	2 4
						91 A	Cal St. Fullerton	2 6	134 N	Portland St.	4 3
						91 A	Cal St. Fullerton	3 0	134 N	Portland St.	5 9
						96 N	Western Mich.	8 6	141 N	Ohio St.	6 1
									156 H	IPFW	4 1
									158 A	UC Davis	3 5
									158 A	UC Davis	1 3
									158 A	UC Davis	7 3
									163 A	San Diego	3 4
									171 N	Southern Miss.	7 3
									179 N	Murray St.	6 4
									189 N	Nevada	9 8
									205 N	San Jose St.	9 8
									221 H	UC Riverside	3 6
									221 H	UC Riverside	7 1
									221 H	UC Riverside	10 5
									240 N	Utah St.	1 9
									256 H	North Dakota	8 6
									256 H	North Dakota	8 3
									259 H	Cal St. Bakersfield	0 2
LAST 10 GAMES			LAST 10 GAMES			LAST 10 GAMES			LAST 10 GAMES		
91 A Cal St. Fullerton			4 3			221 H UC Riverside			10 5		
91 A Cal St. Fullerton			3 0			132 H Cal Poly			7 5		
91 A Cal St. Fullerton			2 6			132 H Cal Poly			4 1		
221 H UC Riverside			3 6			132 H Cal Poly			2 4		
221 H UC Riverside			7 1			110 A UC Santa Barbara			2 4		

Non-Div. I Games:

Cal St. Northridge

Cal St. Northridge,

[illegible]

Non-Div. I Games:

Northwestern St.

RPI	S	Opponent	Score	
198	A	Central Ark.	3	2
198	A	Central Ark.	2	3
225	N	East Tenn. St.	6	3
230	H	Jackson St.	5	1
231	N	Indiana St.	1	6
245	N	IUPUI	8	4
254	N	Toledo	4	3
276	H	Alcorn St.	4	0
276	H	Alcorn St.	2	0
277	N	Centenary (LA)	13	2
283	H	Prairie View	14	0
283	H	Prairie View	12	0
285	A	Grambling	9	0
285	A	Grambling	9	4

Northwestern St.

N
o
r
t
h
w
e
s
t
e
r
n
s
t
.

N
o
r
t
h
w
e
s
t
e
r
n
s
t
.

[illegible]

Non-Div. I Games:

Sam Houston St.

Sam Houston St.

Average RPI Win: 178		WON-LOST	WINNING	LAST 10	STRENGTH OF		OPP. STRENGTH	TEAM	ADJ	CONF.	ADJ CONF.				
Average RPI Loss: 96		RECORD	PCT. RANK	GAMES	SCHEDULE		OF SCHEDULE	RPI	RPI	RPI	RPI				
DIV. I ONLY		23-30-0	.43396	181	5-5-0		128	98	147	.48271	150	8	8		
DIV. I NON-CONF.		16-15-0	.51613	123	2-1-0		203	169	153	.48285	157	7	7		
TOTALS		RPI 1-25	RPI 26-50		W-L RECORDS		RPI 51-100		RPI 101-150		RPI 150+				
23-30-0		0-7-0	2-5-0		OVERALL		1-7-0		4-2-0		16-9-0				
12-7-0		0-0-0	1-4-0		HOME		0-0-0		0-0-0		11-3-0				
8-10-0		0-4-0	0-0-0		AWAY		1-1-0		4-2-0		3-3-0				
3-13-0		0-3-0	1-1-0		NEUTRAL		0-6-0		0-0-0		2-3-0				
16-15-0		0-2-0	1-1-0		NON-CONFERENCE		1-6-0		1-0-0		13-6-0				
8-0-0		0-0-0	0-0-0		HOME		0-0-0		0-0-0		8-0-0				
5-4-0		0-0-0	0-0-		AWAY		1-1-0		1-0-0		3-3-0				
3-11-0		0-2-0	1-1-0		NEUTRAL		0-5-0		0-0-0		2-3-0				
7-15-0		0-5-0	1-4-0		CONFERENCE		0-1-0		3-2-0		3-3-0				
4-7-0		0-0-0	1-4-0		HOME		0-0-0		0-0-0		3-3-0				
3-6-0		0-4-0	0-0-0		AWAY		0-0-0		3-2-0		0-0-0				
0-2-0		0-1-0	0-0-0		NEUTRAL		0-1-0		0-0-0		0-0-0				
RPI S	Opponent	Score		RPI S	Opponent	Score		RPI S	Opponent	Score		RPI S	Opponent	Score	
22 N	Georgia Tech	0	7	26 H	Syracuse	9	10	51 N	Kansas	2	4	125 A	St. John's (NY)	4	0
22 N	Georgia Tech	4	6	26 H	Syracuse	1	9	59 N	Pittsburgh	1	2	125 A	St. John's (NY)	9	2
23 A	Notre Dame	4	12	29 H	DePaul	0	3	60 A	FIU	1	17	125 A	St. John's (NY)	6	8
23 A	Notre Dame	3	7	29 H	DePaul	4	1	61 A	Fla. Atlantic	6	5	126 A	Connecticut	0	10
23 A	Notre Dame	0	9	29 H	DePaul	3	6	68 N	Lipscomb	2	8	126 A	Connecticut	4	3
23 N	Notre Dame	4	6	43 N	Illinois	0	8	81 N	Harvard	3	4	138 A	Fairfield	2	0
25 A	Louisville	0	4	43 N	Illinois	6	5	82 N	South Carolina	5	8	151 N	Charlotte	5	0
								82 N	Michigan St.	0	9	164 H	Bryant	5	4
												166 A	Boston College	5	13
												169 H	Rutgers	14	11
												169 H	Rutgers	1	10
												169 H	Rutgers	1	8
												174 N	Wright St.	1	2
												178 A	Towson	3	0
												182 A	Coastal Caro.	5	2
												182 A	Coastal Caro.	2	1
												209 N	Stony Brook	13	4
												223 A	Furman	2	4
												223 A	Furman	3	8
												227 N	Gardner-Webb	1	3
												233 H	Georgetown	5	2
												233 H	Georgetown	5	8
												233 H	Georgetown	3	1
												236 H	Yale	12	10
												236 H	Yale	2	1
												237 H	Brown	10	3
												237 H	Brown	10	2
LAST 10 GAMES				23 N	Notre Dame	4	6	126 A	Connecticut	0	10	233 H	Georgetown	3	1
				233 H	Georgetown	5	8	126 A	Connecticut	4	3	236 H	Yale	12	10
				233 H	Georgetown	5	2	25 A	Louisville	0	4	236 H	Yale	2	1
				233 H	Georgetown	3	1	266 H	Rhode Island	13	2	237 H	Brown	10	3
				166 A	Boston College	5	13	266 H	Rhode Island	3	0	237 H	Brown	10	2

Non-Div. I Games:

Providence

RPI	S	Opponent	Score	
238	N	George Washington	0	4
260	H	Hartford	6	0
266	H	Rhode Island	3	0
266	H	Rhode Island	13	2

Providence

P
r
o
v
i
d
e
n
c
e

P
r
o
v
i
d
e
n
c
e

Average RPI Win:	203	WON-LOST	WINNING	LAST 10		STRENGTH OF	OPP. STRENGTH	TEAM	ADJ	CONF.	ADJ CONF.	
Average RPI Loss:	109	RECORD	PCT. RANK	GAMES		SCHEDULE	OF SCHEDULE	RPI	RPI	RPI	RPI	
DIV. I ONLY		30-24-0	.55556	108	6-4-0	232	170	153	.48252	151	21	20
DIV. I NON-CONF.		18-16-0	.52941	114	2-0-0	239	180	175	.47666	171	20	19
<hr/>												
TOTALS	RPI 1-25	RPI 26-50			W-L RECORDS		RPI 51-100		RPI 101-150		RPI 150+	
30-24-0	0-0-0	0-5-0			OVERALL		1-7-0		6-6-0		23-6-0	
21-13-0	0-0-0	0-3-0			HOME		1-4-0		5-3-0		15-3-0	
7-9-0	0-0-0	0-2-0			AWAY		0-3-0		1-1-0		6-3-0	
2-2-0	0-0-0	0-0-0			NEUTRAL		0-0-0		0-2-0		2-0-0	
18-16-0	0-0-0	0-2-0			NON-CONFERENCE		0-5-0		3-5-0		15-4-0	
13-7-0	0-0-0	0-0-0			HOME		0-2-0		2-2-0		11-3-0	
3-7-0	0-0-0	0-0-			AWAY		0-3-0		1-1-0		2-1-0	
2-2-0	0-0-0	0-0-0			NEUTRAL		0-0-0		0-2-0		2-0-0	
12-8-0	0-0-0	0-3-0			CONFERENCE		1-2-0		3-1-0		8-2-0	
8-6-0	0-0-0	0-3-0			HOME		1-2-0		3-1-0		4-0-0	
4-2-0	0-0-0	0-0-0			AWAY		0-0-0		0-0-0		4-2-0	
0-0-0	0-0-0	0-0-0			NEUTRAL		0-0-0		0-0-0		0-0-0	
RPI	S	Opponent	Score	RPI	S	Opponent	Score	RPI	S	Opponent	Score	
				40	H	Fordham	4 6	52	H	Virginia Tech	5 16	
				40	H	Fordham	3 7	58	H	Massachusetts	3 2	
				40	H	Fordham	0 2	58	H	Massachusetts	0 1	
				42	A	North Carolina	2 6	71	A	North Carolina St.	0 8	
				42	A	North Carolina	0 4	71	A	North Carolina St.	2 7	
								82	A	South Carolina	1 2	
								82	H	South Carolina	0 6	
								88	H	St. Joseph's	2 3	

Non-Div. I Games:

Charlotte

RPI	S	Opponent	Score	
227	H	Gardner-Webb	5	0
238	H	George Washington	4	1
238	H	George Washington	9	1
242	A	St. Bonaventure	3	6
242	A	St. Bonaventure	1	0
257	A	UNC Wilmington	4	2
257	H	UNC Wilmington	6	1
257	N	UNC Wilmington	2	0
261	H	St. Francis (PA)	10	2
261	H	St. Francis (PA)	8	2
266	H	Rhode Island	5	4
266	H	Rhode Island	7	3
275	A	La Salle	6	1
275	A	La Salle	5	2

Charlotte

C
h
a
r
l
o
t
t
e

C
h
a
r
l
o
t
t
e

Average RPI Win:	180	WON-LOST	WINNING	LAST 10	STRENGTH OF	OPP. STRENGTH	TEAM	ADJ	CONF.	ADJ CONF.	
Average RPI Loss:	124	RECORD	PCT. RANK	GAMES	SCHEDULE	OF SCHEDULE	RPI	RPI	RPI	RPI	
DIV. I ONLY	25-33-0	.43103	183	4-6-0	102	200	152	.48168	152	20	21
DIV. I NON-CONF.	13-23-0	.36111	208	0-1-0	85	201	168	.47946	163	19	18
<hr/>											
TOTALS	RPI 1-25	RPI 26-50		W-L RECORDS		RPI 51-100		RPI 101-150		RPI 150+	
25-33-0	0-0-0	0-4-0		OVERALL		3-10-0		4-11-0		18-8-0	
13-13-0	0-0-0	0-0-0		HOME		3-5-0		2-4-0		8-4-0	
6-13-0	0-0-0	0-4-0		AWAY		0-2-0		2-5-0		4-2-0	
6-7-0	0-0-0	0-0-0		NEUTRAL		0-3-0		0-2-0		6-2-0	
<hr/>											
13-23-0	0-0-0	0-4-0		NON-CONFERENCE		1-8-0		3-9-0		9-2-0	
7-8-0	0-0-0	0-0-0		HOME		1-4-0		2-4-0		4-0-0	
2-10-0	0-0-0	0-0-		AWAY		0-2-0		1-3-0		1-1-0	
4-5-0	0-0-0	0-0-0		NEUTRAL		0-2-0		0-2-0		4-1-0	
<hr/>											
12-10-0	0-0-0	0-0-0		CONFERENCE		2-2-0		1-2-0		9-6-0	
6-5-0	0-0-0	0-0-0		HOME		2-1-0		0-0-0		4-4-0	
4-3-0	0-0-0	0-0-0		AWAY		0-0-0		1-2-0		3-1-0	
2-2-0	0-0-0	0-0-0		NEUTRAL		0-1-0		0-0-0		2-1-0	
<hr/>											
RPI	S	Opponent	Score	RPI	S	Opponent	Score	RPI	S	Opponent	Score
				33	A	East Carolina	0 4	52	H	Virginia Tech	10 9
				33	A	East Carolina	0 3	82	A	South Carolina	4 12
				47	A	Longwood	5 7	82	A	South Carolina	6 10
				47	A	Longwood	1 3	84	H	Radford	2 3
								84	H	Radford	3 0
								84	H	Radford	3 0
								84	H	Radford	3 0
								84	N	Radford	1 9
								87	N	Valparaiso	1 4
								95	H	S.C. Upstate	2 5
								95	H	S.C. Upstate	0 5
								95	N	S.C. Upstate	0 7
								99	H	Mercer	0 5
								99	H	Mercer	1 5
									</		

Non-Div. I Games:

Charleston So.

RPI	S	Opponent	Score	
213	H	Presbyterian	1	2
213	N	Presbyterian	2	1
222	A	Winthrop	5	3
222	A	Winthrop	2	1
222	A	Winthrop	10	1
222	N	Winthrop	11	4
223	H	Furman	7	5
223	H	Furman	10	5
223	N	Furman	1	0
227	H	Gardner-Webb	2	3
227	H	Gardner-Webb	7	4
227	H	Gardner-Webb	0	1
233	H	Georgetown	8	6
257	H	UNC Wilmington	11	3

Charleston So.

C
h
a
r
l
e
s
t
o
n
S
o
.

C
h
a
r
l
e
s
t
o
n
S
o
.

Average RPI Win:		171	WON-LOST RECORD		WINNING PCT. RANK	LAST 10 GAMES		STRENGTH OF SCHEDULE		OPP. STRENGTH OF SCHEDULE	TEAM RPI	ADJ RPI	CONF. RPI	ADJ CONF. RPI			
Average RPI Loss:		82															
DIV. I ONLY			16-32-1		.33673	227		72		90	157	.48137	153	8	8		
DIV. I NON-CONF.			13-14-1		.48214	143		136		164	127	.49853	128	7	7		
TOTALS		RPI 1-25		RPI 26-50		W-L RECORDS		RPI 51-100		RPI 101-150		RPI 150+					
16-32-1		1-6-0		0-9-0		OVERALL		3-7-0		3-4-0		9-6-1					
5-9-0		0-2-0		0-3-0		HOME		1-1-0		0-0-0		4-3-0					
6-12-1		1-2-0		0-5-0		AWAY		1-3-0		1-2-0		3-0-1					
5-11-0		0-2-0		0-1-0		NEUTRAL		1-3-0		2-2-0		2-3-0					
13-14-1		0-2-0		0-3-0		NON-CONFERENCE		3-4-0		3-2-0		7-3-1					
3-1-0		0-0-0		0-0-0		HOME		1-1-0		0-0-0		2-0-0					
5-2-1		0-0-0		0-0-		AWAY		1-0-0		1-0-0		3-0-1					
5-11-0		0-2-0		0-1-0		NEUTRAL		1-3-0		2-2-0		2-3-0					
3-18-0		1-4-0		0-6-0		CONFERENCE		0-3-0		0-2-0		2-3-0					
2-8-0		0-2-0		0-3-0		HOME		0-0-0		0-0-0		2-3-0					
1-10-0		1-2-0		0-3-0		AWAY		0-3-0		0-2-0		0-0-0					
0-0-0		0-0-0		0-0-0		NEUTRAL		0-0-0		0-0-0		0-0-0					
RPI	S	Opponent		Score		RPI	S	Opponent		Score		RPI	S	Opponent		Score	
11	N	Michigan		0	9	26	A	Syracuse		1	10	59	A	Pittsburgh		2	3
11	N	Michigan		2	7	26	A	Syracuse		0	2	59	A	Pittsburgh		0	8
23	H	Notre Dame		1	2	26	A	Syracuse		0	6	59	A	Pittsburgh		2	5
23	H	Notre Dame		8	10	29	H	DePaul		3	10	82	N	South Carolina		4	5
25	A	Louisville		5	12	29	H	DePaul		4	7	82	N	Michigan St.		0	1
25	A	Louisville		3	1	29	H	DePaul		2	12	82	N	South Carolina		2	1
25	A	Louisville		3	5	32	A	Maryland		0	5	88	H	St. Joseph's		3	2
						32	A	Maryland		0	1	88	H	St. Joseph's		1	2
						48	N	Jacksonville		1	2	90	A	UCF		4	1
												94	N	Utah		0	1

Non-Div. I Games:

Villanova

Average RPI Win:	201	WON-LOST	WINNING	LAST 10	STRENGTH OF	OPP. STRENGTH	TEAM	ADJ	CONF.	ADJ CONF.		
Average RPI Loss:	140	RECORD	PCT. RANK	GAMES	SCHEDULE	OF SCHEDULE	RPI	RPI	RPI	RPI		
DIV. I ONLY		26-26-0	.5	141	8-2-0	172	227	155	.47962	154	23	23
DIV. I NON-CONF.		10-19-0	.34483	217	1-0-0	175	222	218	.44571	217	24	25
<hr/>												
TOTALS	RPI 1-25	RPI 26-50		W-L RECORDS		RPI 51-100		RPI 101-150		RPI 150+		
26-26-0	0-1-0	0-0-0		OVERALL		1-6-0		3-5-0		22-14-0		
12-7-0	0-0-0	0-0-0		HOME		0-2-0		2-1-0		10-4-0		
7-8-0	0-0-0	0-0-0		AWAY		0-1-0		0-0-0		7-7-0		
7-11-0	0-1-0	0-0-0		NEUTRAL		1-3-0		1-4-0		5-3-0		
10-19-0	0-1-0	0-0-0		NON-CONFERENCE		1-6-0		1-4-0		8-8-0		
2-4-0	0-0-0	0-0-0		HOME		0-2-0		0-0-0		2-2-0		
1-4-0	0-0-0	0-0-		AWAY		0-1-0		0-0-0		1-3-0		
7-11-0	0-1-0	0-0-0		NEUTRAL		1-3-0		1-4-0		5-3-0		
16-7-0	0-0-0	0-0-0		CONFERENCE		0-0-0		2-1-0		14-6-0		
10-3-0	0-0-0	0-0-0		HOME		0-0-0		2-1-0		8-2-0		
6-4-0	0-0-0	0-0-0		AWAY		0-0-0		0-0-0		6-4-0		
0-0-0	0-0-0	0-0-0		NEUTRAL		0-0-0		0-0-0		0-0-0		
RPI S	Opponent	Score	RPI S	Opponent	Score	RPI S	Opponent	Score	RPI S	Opponent	Score	
2 N	Florida	1 6				59 H	Pittsburgh	1 5	105 N	Boston U.	0 2	
						59 H	Pittsburgh	0 8	114 N	Ball St.	2 6	
						59 N	Pittsburgh	0 1	115 N	Loyola (IL)	0 1	
						84 A	Radford	0 5	136 H	Quinnipiac	3 2	
						84 N	Radford	3 4	136 H	Quinnipiac	11 1	
						87 N	Valparaiso	2 4	136 H	Quinnipiac	3 4	
						88 N	St. Joseph's	8 3	143 N	James Madison	3 2	
									143 N	James Madison	4 10	
									151 A	Charlotte	11 7	
									151 A	Charlotte	0 5	
									161 H	Long Island	3 2	
									161 H	Long Island	8 7	
									162 H	Kent St.	6 1	
									162 H	Kent St.	0 4	
									164 A	Bryant	1 5	
									164 A	Bryant	7 0	
									168 H	Sacred Heart	3 7	
									168 H	Sacred Heart	7 10	
									168 H	Sacred Heart	3 2	
									173 A	Central Conn. St.	2 4	
									173 A	Central Conn. St.	5 0	
									173 H	Central Conn. St.	1 0	
									175 A	Monmouth	2 4	
									175 A	Monmouth	0 1	
									185 A	Akron	0 4	
									185 A	Akron	0 8	
									196 A	Fairleigh Dickinson	7 0	
			LAST 10 GAMES									
						168 H	Sacred Heart	3 7	261 A	St. Francis (PA)	6 5	
						136 H	Quinnipiac	3 4	261 A	St. Francis (PA)	10 1	
						173 H	Central Conn. St.	1 0	136 H	Quinnipiac	3 2	
						246 H	Mt. St. Mary's	14 0	136 H	Quinnipiac	11 1	
						246 H	Mt. St. Mary's	4 0	242 H	St. Bonaventure	12 9	

Non-Div. I Games:

Robert Morris

Robert Morris

Average RPI Win:		197	WON-LOST RECORD		WINNING PCT. RANK		LAST 10 GAMES		STRENGTH OF SCHEDULE		OPP. STRENGTH OF SCHEDULE		TEAM RPI		ADJ RPI		CONF. RPI		ADJ CONF. RPI				
Average RPI Loss:		114																					
DIV. I ONLY			26-18-0		.59091 80		4-6-0		254		150		150		.47945 155		17		15				
DIV. I NON-CONF.			14-8-0		.63636 62		0-2-0		261		194		143		.48493 152		15		15				
TOTALS		RPI 1-25		RPI 26-50		W-L RECORDS		RPI 51-100		RPI 101-150		RPI 150+											
26-18-0		0-1-0		0-1-0		OVERALL		2-7-0		5-5-0		19-4-0											
9-5-0		0-0-0		0-0-0		HOME		0-2-0		1-1-0		8-2-0											
11-8-0		0-1-0		0-1-0		AWAY		2-3-0		3-2-0		6-1-0											
6-5-0		0-0-0		0-0-0		NEUTRAL		0-2-0		1-2-0		5-1-0											
14-8-0		0-1-0		0-1-0		NON-CONFERENCE		0-3-0		3-1-0		11-2-0											
1-1-0		0-0-0		0-0-0		HOME		0-0-0		0-0-0		1-1-0											
7-4-0		0-1-0		0-0-		AWAY		0-1-0		2-0-0		5-1-0											
6-3-0		0-0-0		0-0-0		NEUTRAL		0-2-0		1-1-0		5-0-0											
12-10-0		0-0-0		0-0-0		CONFERENCE		2-4-0		2-4-0		8-2-0											
8-4-0		0-0-0		0-0-0		HOME		0-2-0		1-1-0		7-1-0											
4-4-0		0-0-0		0-0-0		AWAY		2-2-0		1-2-0		1-0-0											
0-2-0		0-0-0		0-0-0		NEUTRAL		0-0-0		0-1-0		0-1-0											
RPI	S	Opponent		Score		RPI	S	Opponent		Score		RPI	S	Opponent		Score							
11	A	Michigan		7	9	30	A	Indiana		0	1	67	N	Iowa		0	7	103	A	Ohio		1	3
												82	A	Michigan St.		2	9	104	A	Fla. Gulf Coast		4	0
												82	N	Michigan St.		1	9	104	A	Fla. Gulf Coast		4	3
												85	H	Miami (OH)		0	6	114	H	Ball St.		1	2
												85	H	Miami (OH)		3	5	114	H	Ball St.		5	3
												96	A	Western Mich.		16	0	114	N	Ball St.		1	2
												96	A	Western Mich.		3	4	115	N	Loyola (IL)		8	4
												100	A	Central Mich.		3	11	124	A	Northern Ill.		10	1
												100	A	Central Mich.		5	4	124	A	Northern Ill.		6	8
																		127	N	Albany (NY)		4	5
																		162	H	Kent St.		4	3
																		162	H	Kent St.		2	4
																		162	N	Kent St.		2	5
																		174	N	Wright St.		9	2
																		185	A	Akron		6	4
																		208	H	Buffalo		2	1
																		208	H	Buffalo		12	0
																		217	N	UMBC		8	0
																		217	N	UMBC		6	1
																		219	H	Bowling Green		1	0
																		219	H	Bowling Green		4	1
																		248	A	Austin Peay		4	5
																		248	A	Austin Peay		3	1
																		248	A	Austin Peay		8	3
																		254	H	Toledo		13	1
																		254	H	Toledo		7	0
																		255	H	Oakland		1	6
LAST 10 GAMES																							
						162	N	Kent St.		2	5	208	H	Buffalo		12	0	248	A	Austin Peay		8	3
						114	N	Ball St.		1	2	82	A	Michigan St.		2	9	248	A	Austin Peay		8	3
						162	H	Kent St.		4	3	11	A	Michigan		7	9	254	H	Toledo		13	1
						162	H	Kent St.		2	4	100	A	Central Mich.		3	11	254	H	Toledo		7	0
						208	H	Buffalo		2	1	100	A	Central Mich.		5	4	255	H	Oakland		1	6

Non-Div. I Games:

Eastern Mich.

Eastern Mich.

Average RPI Win:	198	WON-LOST RECORD	WINNING PCT. RANK	LAST 10 GAMES		STRENGTH OF SCHEDULE	OPP. STRENGTH OF SCHEDULE	TEAM RPI	ADJ RPI	CONF. RPI	ADJ CONF. RPI		
DIV. I ONLY		28-15-1	.64773	62	5-5-0	264	208	146	.47884	156	25	25	
DIV. I NON-CONF.		12-5-1	.69444	42	2-0-0	251	193	109	.50848	110	23	23	
<hr/>													
TOTALS	RPI 1-25		RPI 26-50		W-L RECORDS		RPI 51-100		RPI 101-150		RPI 150+		
28-15-1	0-1-0		0-0-0		OVERALL		2-2-0		7-5-0		19-7-1		
11-5-1	0-0-0		0-0-0		HOME		0-0-0		6-2-0		5-3-1		
9-6-0	0-0-0		0-0-0		AWAY		1-1-0		0-1-0		8-4-0		
8-4-0	0-1-0		0-0-0		NEUTRAL		1-1-0		1-2-0		6-0-0		
12-5-1	0-1-0		0-0-0		NON-CONFERENCE		2-2-0		3-1-0		7-1-1		
3-1-1	0-0-0		0-0-0		HOME		0-0-0		2-0-0		1-1-1		
4-2-0	0-0-0		0-0-		AWAY		1-1-0		0-1-0		3-0-0		
5-2-0	0-1-0		0-0-0		NEUTRAL		1-1-0		1-0-0		3-0-0		
16-10-0	0-0-0		0-0-0		CONFERENCE		0-0-0		4-4-0		12-6-0		
8-4-0	0-0-0		0-0-0		HOME		0-0-0		4-2-0		4-2-0		
5-4-0	0-0-0		0-0-0		AWAY		0-0-0		0-0-0		5-4-0		
3-2-0	0-0-0		0-0-0		NEUTRAL		0-0-0		0-2-0		3-0-0		
RPI	S	Opponent	Score	RPI	S	Opponent	Score	RPI	S	Opponent	Score		
5	N	California	8 18					63	N	Northwestern	1 8		
								67	N	Iowa	4 0		
								85	A	Miami (OH)	4 2		
								91	A	Cal St. Fullerton	0 2		
										102	H	North Dakota St.	4 5
										102	H	North Dakota St.	3 4
										102	H	North Dakota St.	6 5
										102	N	North Dakota St.	0 5
										109	H	Butler	10 7
										109	H	Butler	3 1
										110	N	UC Santa Barbara	6 2
										117	H	UMKC	2 0
										117	H	UMKC	7 2
										117	H	UMKC	3 1
										117	N	UMKC	2 5
										147	A	Cal St. Northridge	1 4
										181	H	Western Ill.	2 1
										181	H	Western Ill.	3 6
										181	H	Western Ill.	4 3
										210	A	Southern Utah	14 3
										210	A	Southern Utah	3 4
										210	A	Southern Utah	2 6
										213	H	Presbyterian	4 4
										213	N	Presbyterian	5 0
										219	A	Bowling Green	12 2
										219	A	Bowling Green	5 4
										244	N	South Dakota St.	6 1
										244	N	South Dakota St.	12 5
										244	N	South Dakota St.	6 4
										245	H	IUPUI	2 1
										245	H	IUPUI	7 8
										245	H	IUPUI	6 0
										245	H	IUPUI	7 8
				LAST 10 GAMES									

Non-Div. I Games:

IPFW

RPI	S	Opponent	Score	
245	H	IUPUI	6	0
254	H	Toledo	1	5
254	H	Toledo	17	1
255	A	Oakland	2	3
255	A	Oakland	9	0
255	A	Oakland	1	5
263	N	Western Caro.	2	0
271	N	Rider	5	0
277	A	Centenary (LA)	10	2
277	A	Centenary (LA)	8	6
277	A	Centenary (LA)	10	2
287	A	N.C. A&T	8	0

I
P
F
W

I
P
F
W

IPFW

Average RPI Win: 165		WON-LOST	WINNING	LAST 10	STRENGTH OF		OPP. STRENGTH	TEAM	ADJ	CONF.	ADJ CONF.		
Average RPI Loss: 62		RECORD	PCT. RANK	GAMES	SCHEDULE		OF SCHEDULE	RPI	RPI	RPI	RPI		
DIV. I ONLY		14-39-0	.26415	253	0-10-0		52	32	163	.47882	157	3	3
DIV. I NON-CONF.		11-16-0	.40741	186	0-1-0		200	163	199	.46019	196	3	3
TOTALS		RPI 1-25	RPI 26-50		W-L RECORDS		RPI 51-100		RPI 101-150		RPI 150+		
14-39-0		0-16-0	2-6-0		OVERALL		1-9-0		2-4-0		9-4-0		
6-18-0		0-12-0	0-0-0		HOME		0-1-0		2-3-0		4-2-0		
3-12-0		0-3-0	1-2-0		AWAY		1-7-0		0-0-0		1-0-0		
5-9-0		0-1-0	1-4-0		NEUTRAL		0-1-0		0-1-0		4-2-0		
11-16-0		0-1-0	1-4-0		NON-CONFERENCE		0-4-0		1-3-0		9-4-0		
5-5-0		0-0-0	0-0-0		HOME		0-1-0		1-2-0		4-2-0		
1-2-0		0-0-0	0-0-		AWAY		0-2-0		0-0-0		1-0-0		
5-9-0		0-1-0	1-4-0		NEUTRAL		0-1-0		0-1-0		4-2-0		
3-23-0		0-15-0	1-2-0		CONFERENCE		1-5-0		1-1-0		0-0-0		
1-13-0		0-12-0	0-0-0		HOME		0-0-0		1-1-0		0-0-0		
2-10-0		0-3-0	1-2-0		AWAY		1-5-0		0-0-0		0-0-0		
0-0-0		0-0-0	0-0-0		NEUTRAL		0-0-0		0-0-0		0-0-0		
RPI S	Opponent	Score	RPI S	Opponent	Score	RPI S	Opponent	Score	RPI S	Opponent	Score		
2 H	Florida	3 11	28 A	Auburn	2 1	56 A	South Fla.	0 8	118 H	Arkansas	6 7		
2 H	Florida	0 8	28 A	Auburn	0 8	66 H	South Ala.	2 10	118 H	Arkansas	4 3		
2 H	Florida	3 18	28 A	Auburn	1 4	69 A	Mississippi St.	0 3	121 N	Texas-Arlington	0 3		
3 H	Alabama	1 18	29 N	DePaul	2 3	69 A	Mississippi St.	6 0	128 H	Western Ky.	3 9		
3 H	Alabama	1 10	30 N	Indiana	3 7	69 A	Mississippi St.	3 9	139 H	Middle Tenn.	2 0		
3 H	Alabama	0 8	37 N	BYU	5 9	82 A	South Carolina	1 7	139 H	Middle Tenn.	1 2		
6 A	Georgia	1 10	38 N	UAB	0 3	82 A	South Carolina	5 9	165 H	Southeast Mo. St.	4 2		
6 A	Georgia	2 3	40 N	Fordham	5 3	82 A	South Carolina	7 10	171 N	Southern Miss.	5 4		
6 A	Georgia	3 7				92 A	North Texas	3 4	183 H	Louisiana Tech	4 6		
13 H	Tennessee	1 7				94 N	Utah	0 10	183 N	Louisiana Tech	8 0		
13 H	Tennessee	3 10							188 N	UTEP	6 4		
13 H	Tennessee	0 9							193 N	Wichita St.	2 3		
18 N	Oregon	1 4							198 A	Central Ark.	7 5		
24 H	LSU	0 4							205 N	San Jose St.	2 3		
24 H	LSU	0 4							224 H	Mississippi Val.	6 1		
24 H	LSU	0 8							248 H	Austin Peay	4 3		
									259 N	Cal St. Bakersfield	9 1		
									276 H	Alcorn St.	11 0		
									276 H	Alcorn St.	1 3		
LAST 10 GAMES													
	3 H Alabama	1 10		24 H LSU	0 8								
	3 H Alabama	1 18		6 A Georgia	2 3								
	3 H Alabama	0 8		6 A Georgia	1 10								
	24 H LSU	0 4		6 A Georgia	3 7								
	24 H LSU	0 4		139 H Middle Tenn.	1 2								

Non-Div. I Games:

Ole Miss

[illegible]

Non-Div. I Games:

UC Davis

RPI	S	Opponent	Score	
250	H	Utah Valley	1	0
267	H	Santa Clara	9	1

UC Davis

U
C
D
a
v
i
s

U
C
D
a
v
i
s

Average RPI Win:		231	WON-LOST RECORD		WINNING PCT. RANK	LAST 10 GAMES	STRENGTH OF SCHEDULE		OPP. STRENGTH OF SCHEDULE	TEAM RPI	ADJ RPI	CONF. RPI	ADJ CONF. RPI							
Average RPI Loss:		110																		
DIV. I ONLY			33-26-0		.55932	106	7-3-0		234	233	165	.47698	159	30	30					
DIV. I NON-CONF.			15-25-0		.375	197	0-2-0		229	147	224	.44229	219	31	31					
TOTALS		RPI 1-25		RPI 26-50		W-L RECORDS		RPI 51-100		RPI 101-150		RPI 150+								
33-26-0		0-1-0		0-5-0		OVERALL		2-8-0		1-2-0		30-10-0								
11-7-0		0-0-0		0-1-0		HOME		1-2-0		0-0-0		10-4-0								
8-5-0		0-1-0		0-1-0		AWAY		0-0-0		1-2-0		7-1-0								
14-14-0		0-0-0		0-3-0		NEUTRAL		1-6-0		0-0-0		13-5-0								
15-25-0		0-1-0		0-5-0		NON-CONFERENCE		2-8-0		1-2-0		12-9-0								
4-7-0		0-0-0		0-1-0		HOME		1-2-0		0-0-0		3-4-0								
2-5-0		0-1-0		0-0-		AWAY		0-0-0		1-2-0		1-1-0								
9-13-0		0-0-0		0-3-0		NEUTRAL		1-6-0		0-0-0		8-4-0								
18-1-0		0-0-0		0-0-0		CONFERENCE		0-0-0		0-0-0		18-1-0								
7-0-0		0-0-0		0-0-0		HOME		0-0-0		0-0-0		7-0-0								
6-0-0		0-0-0		0-0-0		AWAY		0-0-0		0-0-0		6-0-0								
5-1-0		0-0-0		0-0-0		NEUTRAL		0-0-0		0-0-0		5-1-0								
RPI	S	Opponent		Score		RPI	S	Opponent		Score		RPI	S	Opponent		Score				
2	A	Florida		0 8		42	N	North Carolina		0 5		51	N	Kansas		4 7				
						42	N	North Carolina		2 7		51	N	Kansas		7 17				
						48	A	Jacksonville		0 5		51	N	Kansas		0 5				
						48	H	Jacksonville		3 11		56	H	South Fla.		2 7				
						48	N	Jacksonville		0 8		56	H	South Fla.		1 6				
												87	N	Valparaiso		1 0				
												87	N	Valparaiso		2 5				
												88	N	St. Joseph's		1 2				
												90	H	UCF		5 0				
												96	N	Western Mich.		1 5				
															123	A	Loyola Marymount		2 9	
															142	A	North Florida		5 1	
															142	A	North Florida		5 6	
															152	N	Charleston So.		2 3	
															152	N	Charleston So.		3 11	
															153	N	Villanova		8 2	
															162	H	Kent St.		3 10	
															162	H	Kent St.		1 16	
															175	H	Monmouth		4 6	
															175	H	Monmouth		1 7	
															186	A	Stetson		5 3	
															186	A	Stetson		3 17	
															192	H	Florida A&M		5 4	
															192	H	Florida A&M		6 5	
															192	H	Florida A&M		11 3	
															195	H	Delaware St.		5 0	
															195	N	Delaware St.		1 2	
															195	N	Delaware St.		5 4	
															195	N	Delaware St.		7 1	
															208	N	Buffalo		12 1	
															220	N	Canisius		5 8	
															226	N	Howard		17 0	
															226	N	Howard		8 0	
															244	N	South Dakota St.		13 12	
															244	N	South Dakota St.		8 4	
															249	N	Northern Colo.		5 9	
															250	N	Utah Valley		11 7	
				LAST 10 GAMES																
															48	N	Jacksonville		0 8	
															2	A	Florida		0 8	
															195	N	Delaware St.		5 4	
															195	N	Delaware St.		7 1	
															195	N	Delaware St.		1 2	
															226	N	Howard		17 0	
															264	N	Norfolk St.		6 3	
															226	N	Howard		8 0	
															287	A	N.C. A&T		7 0	
															287	A	N.C. A&T		20 1	

Non-Div. I Games:

Bethune-Cookman

RPI	S	Opponent	Score	
253	N	Wagner	2	1
254	N	Toledo	14	5
256	N	North Dakota	5	4
264	H	Norfolk St.	11	5
264	H	Norfolk St.	7	1
264	H	Norfolk St.	2	1
264	N	Norfolk St.	6	3
286	H	N.C. Central	10	2
286	H	N.C. Central	10	1
286	H	N.C. Central	2	1
287	A	N.C. A&T	7	0
287	A	N.C. A&T	20	1
287	A	N.C. A&T	9	7
288	A	South Carolina St.	10	0
288	A	South Carolina St.	9	1
288	A	South Carolina St.	10	1

Bethune-Cookman

B
e
t
h
u
n
e
-
C
o
o
k
m
a
n

B
e
t
h
u
n
e
-
C
o
o
k
m
a
n

Average RPI Win:	186	WON-LOST	WINNING	LAST 10	STRENGTH OF	OPP. STRENGTH	TEAM	ADJ	CONF.	ADJ CONF.					
Average RPI Loss:	102	RECORD	PCT. RANK	GAMES	SCHEDULE	OF SCHEDULE	RPI	RPI	RPI	RPI					
DIV. I ONLY		26-32-0	.44828	171	5-5-0	159	151	171	.47605	160	16	16			
DIV. I NON-CONF.		14-16-0	.46667	150	0-0-0	189	154	165	.48322	156	16	16			
<hr/>															
TOTALS	RPI 1-25	RPI 26-50		W-L RECORDS		RPI 51-100		RPI 101-150		RPI 150+					
26-32-0	0-0-0	2-7-0		OVERALL		0-8-0		7-12-0		17-5-0					
12-9-0	0-0-0	0-0-0		HOME		0-3-0		5-3-0		7-3-0					
7-17-0	0-0-0	2-5-0		AWAY		0-4-0		1-6-0		4-2-0					
7-6-0	0-0-0	0-2-0		NEUTRAL		0-1-0		1-3-0		6-0-0					
<hr/>															
14-16-0	0-0-0	2-3-0		NON-CONFERENCE		0-8-0		3-2-0		9-3-0					
4-5-0	0-0-0	0-0-0		HOME		0-3-0		2-0-0		2-2-0					
4-7-0	0-0-0	2-0-		AWAY		0-4-0		0-0-0		2-1-0					
6-4-0	0-0-0	0-1-0		NEUTRAL		0-1-0		1-2-0		5-0-0					
<hr/>															
12-16-0	0-0-0	0-4-0		CONFERENCE		0-0-0		4-10-0		8-2-0					
8-4-0	0-0-0	0-0-0		HOME		0-0-0		3-3-0		5-1-0					
3-10-0	0-0-0	0-3-0		AWAY		0-0-0		1-6-0		2-1-0					
1-2-0	0-0-0	0-1-0		NEUTRAL		0-0-0		0-1-0		1-0-0					
<hr/>															
RPI	S	Opponent	Score	RPI	S	Opponent	Score	RPI	S	Opponent	Score				
				38	N	UAB	7 8	51	H	Kansas	3 8	107	A	Ga. Southern	1 3
				42	A	North Carolina	5 2	52	A	Virginia Tech	4 13	107	A	Ga. Southern	2 7
				42	A	North Carolina	1 4	52	A	Virginia Tech	3 11	107	A	Ga. Southern	0 8
				45	A	Chattanooga	5 9	54	N	Hofstra	0 16	107	A	Ga. Southern	2 0
				45	A	Chattanooga	0 3	71	A	North Carolina St.	5 8	113	H	Col. of Charleston	5 4
				45	A	Chattanooga	0 8	71	A	North Carolina St.	0 9	113	H	Col. of Charleston	4 0
				45	N	Chattanooga	0 13	74	H	Minnesota	0 1	113	H	Col. of Charleston	0 7
				49	A	Florida St.	3 13	74	H	Minnesota	6 8	113	N	Col. of Charleston	0 2
				49	A	Florida St.	1 0					120	H	Appalachian St.	0 1
												120	H	Appalachian St.	2 6
												120	H	Appalachian St.	4 0
												125	N	St. John's (NY)	7 13
												125	N	St. John's (NY)	13 3
												128	N	Western Ky.	1 7
												131	H	Liberty	9 1
												131	H	Liberty	7 6
												140	A	Elon	0 1
												140	A	Elon	0 15
												140	A	Elon	0 7
												151	A	Charlotte	0 3
												151	H	Charlotte	3 2
												151	H	Charlotte	2 7
LAST 10 GAMES															
				113	N	Col. of Charleston	0 2	140	A	Elon	0 1	200	N	Eastern Ky.	10 1
				45	N	Chattanooga	0 13	140	A	Elon	0 15	200	N	Eastern Ky.	5 2
				216	N	Samford	4 1	216	H	Samford	3 2	201	H	Morehead St.	3 2
				107	A	Ga. Southern	2 0	216	H	Samford	4 1	201	H	Morehead St.	1 13
				140	A	Elon	0 7	216	H	Samford	12 4	216	H	Samford	3 2

Non-Div. I Games:

UNC Greensboro

RPI	S	Opponent	Score	
216	H	Samford	4	1
216	H	Samford	12	4
216	N	Samford	4	1
223	H	Furman	4	8
223	H	Furman	7	3
223	H	Furman	4	2
228	N	Evansville	9	3
261	N	St. Francis (PA)	8	6
261	N	St. Francis (PA)	3	1
263	A	Western Caro.	2	3
263	A	Western Caro.	10	1
263	A	Western Caro.	18	3
287	A	N.C. A&T	11	3
287	A	N.C. A&T	11	3

UNC Greensboro

U
N
C
G
r
e
e
n
s
b
o
r
o

U
N
C
G
r
e
e
n
s
b
o
r
o

Average RPI Win:		151	WON-LOST RECORD		WINNING PCT. RANK	LAST 10 GAMES		STRENGTH OF SCHEDULE		OPP. STRENGTH OF SCHEDULE	TEAM RPI	ADJ RPI		CONF. RPI	ADJ CONF. RPI		
DIV. I ONLY			18-35-0		.33962	224	5-5-0		70	128	162	.47601	161	23	23		
DIV. I NON-CONF.			10-23-0		.30303	230	1-0-0		24	48	121	.50368	119	24	25		
TOTALS		RPI 1-25		RPI 26-50		W-L RECORDS		RPI 51-100		RPI 101-150		RPI 150+					
18-35-0		0-5-0		1-5-0		OVERALL		4-7-0		5-4-0		8-14-0					
5-7-0		0-0-0		0-0-0		HOME		1-0-0		0-0-0		4-7-0					
6-8-0		0-0-0		0-1-0		AWAY		1-2-0		2-0-0		3-5-0					
7-20-0		0-5-0		1-4-0		NEUTRAL		2-5-0		3-4-0		1-2-0					
10-23-0		0-5-0		1-5-0		NON-CONFERENCE		4-7-0		3-4-0		2-2-0					
2-0-0		0-0-0		0-0-0		HOME		1-0-0		0-0-0		1-0-0					
1-3-0		0-0-0		0-0-		AWAY		1-2-0		0-0-0		0-0-0					
7-20-0		0-5-0		1-4-0		NEUTRAL		2-5-0		3-4-0		1-2-0					
8-12-0		0-0-0		0-0-0		CONFERENCE		0-0-0		2-0-0		6-12-0					
3-7-0		0-0-0		0-0-0		HOME		0-0-0		0-0-0		3-7-0					
5-5-0		0-0-0		0-0-0		AWAY		0-0-0		2-0-0		3-5-0					
0-0-0		0-0-0		0-0-0		NEUTRAL		0-0-0		0-0-0		0-0-0					
RPI	S	Opponent		Score		RPI	S	Opponent		Score		RPI	S	Opponent		Score	
2	N	Florida		2	9	27	N	Tulsa		0	7	54	H	Hofstra		3	2
7	N	Texas		0	10	31	N	Texas Tech		4	8	56	A	South Fla.		1	5
11	N	Michigan		0	6	34	N	La.-Lafayette		0	4	61	A	Fla. Atlantic		0	2
14	N	Texas A&M		0	3	42	A	North Carolina		5	6	61	A	Fla. Atlantic		6	1
21	N	Nebraska		1	6	46	N	Penn St.		1	0	61	N	Fla. Atlantic		0	1
						47	N	Longwood		0	8	65	N	Virginia		4	9
												71	N	North Carolina St.		5	7
												77	N	Oregon St.		3	0
												84	N	Radford		4	3
												91	N	Cal St. Fullerton		4	13
												100	N	Central Mich.		0	8

Non-Div. I Games:

Long Island

Long Island

Long Island

Long Island

[illegible]

Non-Div. I Games:

Kent St.

Kent St.

Through Games Of Final

RPI	S	Opponent	Score	
219	A	Bowling Green	10	1
232	N	Youngstown St.	5	6
232	N	Youngstown St.	9	1
254	A	Toledo	20	9
254	A	Toledo	11	1

Kent St.

K
e
n
t
S
t
.

K
e
n
t
S
t
.

Average RPI Win:	197	WON-LOST RECORD	WINNING PCT. RANK	LAST 10 GAMES		STRENGTH OF SCHEDULE	OPP. STRENGTH OF SCHEDULE	TEAM RPI	ADJ RPI	CONF. RPI	ADJ CONF. RPI			
DIV. I ONLY		24-18-0	.57143	91	5-5-0	244	188	160	.4758	163	27	27		
DIV. I NON-CONF.		9-11-0	.45	164	0-0-0	126	121	130	.49415	134	26	26		
<hr/>														
TOTALS	RPI 1-25	RPI 26-50		W-L RECORDS		RPI 51-100		RPI 101-150		RPI 150+				
24-18-0	0-0-0	0-2-0		OVERALL		2-4-0		5-7-0		17-5-0				
10-6-0	0-0-0	0-1-0		HOME		0-1-0		1-1-0		9-3-0				
10-7-0	0-0-0	0-1-0		AWAY		0-1-0		3-4-0		7-1-0				
4-5-0	0-0-0	0-0-0		NEUTRAL		2-2-0		1-2-0		1-1-0				
<hr/>														
9-11-0	0-0-0	0-2-0		NON-CONFERENCE		2-4-0		5-3-0		2-2-0				
2-4-0	0-0-0	0-1-0		HOME		0-1-0		1-1-0		1-1-0				
3-2-0	0-0-0	0-0-		AWAY		0-1-0		3-0-0		0-0-0				
4-5-0	0-0-0	0-0-0		NEUTRAL		2-2-0		1-2-0		1-1-0				
<hr/>														
15-7-0	0-0-0	0-0-0		CONFERENCE		0-0-0		0-4-0		15-3-0				
8-2-0	0-0-0	0-0-0		HOME		0-0-0		0-0-0		8-2-0				
7-5-0	0-0-0	0-0-0		AWAY		0-0-0		0-4-0		7-1-0				
0-0-0	0-0-0	0-0-0		NEUTRAL		0-0-0		0-0-0		0-0-0				
<hr/>														
RPI	S	Opponent	Score	RPI	S	Opponent	Score	RPI	S	Opponent	Score			
				41	A	San Diego St.	2 5	51	N	Kansas	0 7			
				41	H	San Diego St.	1 7	72	H	Wisconsin	1 7			
								72	N	Wisconsin	9 0			
								72	N	Wisconsin	1 2			
								81	A	Harvard	0 1			
								97	N	Troy	8 0			
										101	A UNLV	8 5		
										101	N UNLV	0 2		
										101	N UNLV	4 1		
										103	A Ohio	5 3		
										110	A UC Santa Barbara	5 2		
										123	A Loyola Marymount	1 2		
										123	A Loyola Marymount	4 5		
										123	A Loyola Marymount	0 12		
										123	A Loyola Marymount	1 3		
										129	N St. Louis	0 4		
										141	H Ohio St.	2 4		
										147	H Cal St. Northridge	4 3		
										158	H UC Davis	1 2		
										180	A Sacramento St.	8 0		
										180	A Sacramento St.	5 2		
										180	A Sacramento St.	4 2		
										180	A Sacramento St.	2 3		
										205	N San Jose St.	0 5		
										211	H St. Mary's (CA)	0 3		
										211	H St. Mary's (CA)	5 4		
										211	H St. Mary's (CA)	4 1		
										211	H St. Mary's (CA)	8 0		
				LAST 10 GAMES							211	H St. Mary's (CA)	8 0	
				123	A	Loyola Marymount	4 5	211	H	St. Mary's (CA)	4 1	226	H Howard	5 3
				123	A	Loyola Marymount	0 12	211	H	St. Mary's (CA)	5 4	235	N Bradley	15 8
				123	A	Loyola Marymount	1 2	211	H	St. Mary's (CA)	0 3	259	H Cal St. Bakersfield	3 2
				123	A	Loyola Marymount	1 3	267	A	Santa Clara	9 0	259	H Cal St. Bakersfield	9 1
				211	H	St. Mary's (CA)	8 0	267	A	Santa Clara	8 0	259	H Cal St. Bakersfield	8 7

Non-Div. I Games: UC San Diego

San Diego

RPI	S	Opponent	Score	
259	H	Cal St. Bakersfield	7	1
267	A	Santa Clara	11	2
267	A	Santa Clara	8	2
267	A	Santa Clara	9	0
267	A	Santa Clara	8	0
269	H	Seattle	3	4
269	H	Seattle	2	0

San Diego

S
a
n
D
i
e
g
o

S
a
n
D
i
e
g
o

Average RPI Win:		204	WON-LOST RECORD		WINNING PCT. RANK		LAST 10 GAMES		STRENGTH OF SCHEDULE		OPP. STRENGTH OF SCHEDULE		TEAM RPI		ADJ RPI		CONF. RPI		ADJ CONF. RPI	
DIV. I ONLY			25-19-0		.56818 97		6-4-0		229		225		154		.47512 164		23		23	
DIV. I NON-CONF.			11-13-0		.45833 158		1-1-0		236		225		207		.44898 211		24		25	
TOTALS		RPI 1-25		RPI 26-50		W-L RECORDS		RPI 51-100		RPI 101-150		RPI 150+								
25-19-0		0-0-0		0-3-0		OVERALL		1-0-0		2-6-0		22-10-0								
8-5-0		0-0-0		0-0-0		HOME		1-0-0		2-2-0		5-3-0								
14-7-0		0-0-0		0-3-0		AWAY		0-0-0		0-3-0		14-1-0								
3-7-0		0-0-0		0-0-0		NEUTRAL		0-0-0		0-1-0		3-6-0								
11-13-0		0-0-0		0-3-0		NON-CONFERENCE		1-0-0		2-4-0		8-6-0								
3-0-0		0-0-0		0-0-0		HOME		1-0-0		2-0-0		0-0-0								
5-6-0		0-0-0		0-0-		AWAY		0-0-0		0-3-0		5-0-0								
3-7-0		0-0-0		0-0-0		NEUTRAL		0-0-0		0-1-0		3-6-0								
14-6-0		0-0-0		0-0-0		CONFERENCE		0-0-0		0-2-0		14-4-0								
5-5-0		0-0-0		0-0-0		HOME		0-0-0		0-2-0		5-3-0								
9-1-0		0-0-0		0-0-0		AWAY		0-0-0		0-0-0		9-1-0								
0-0-0		0-0-0		0-0-0		NEUTRAL		0-0-0		0-0-0		0-0-0								
RPI	S	Opponent	Score	RPI	S	Opponent	Score	RPI	S	Opponent	Score	RPI	S	Opponent	Score					
31	A	Texas Tech	0 10	81	H	Harvard	6 3	105	A	Boston U.	5 6									
31	A	Texas Tech	0 8					126	A	Connecticut	3 7									
31	A	Texas Tech	2 10					127	H	Albany (NY)	8 0									
								127	H	Albany (NY)	5 2									
								135	N	Temple	2 3									
								136	H	Quinnipiac	3 6									
								136	H	Quinnipiac	2 4									
								150	A	Providence	4 5									
								154	H	Robert Morris	5 1									
								154	H	Robert Morris	0 7									
								161	A	Long Island	9 1									
								161	A	Long Island	6 5									
								166	A	Boston College	6 3									
								168	H	Sacred Heart	3 4									
								168	H	Sacred Heart	2 3									
								173	A	Central Conn. St.	9 5									
								173	A	Central Conn. St.	9 7									
								175	A	Monmouth	12 7									
								175	A	Monmouth	3 2									
								196	A	Fairleigh Dickinson	8 7									
								196	A	Fairleigh Dickinson	8 0									
LAST 10 GAMES								200	N	Eastern Ky.	1 12									
168	H	Sacred Heart	3 4	161	A	Long Island	9 1	203	N	Penn	4 7									
168	H	Sacred Heart	2 3	161	A	Long Island	6 5	231	N	Indiana St.	4 5									
126	A	Connecticut	3 7	166	A	Boston College	6 3	236	A	Yale	3 0									
173	A	Central Conn. St.	9 5	246	A	Mt. St. Mary's	7 6	236	A	Yale	6 1									
173	A	Central Conn. St.	9 7	246	A	Mt. St. Mary's	0 1	237	A	Brown	2 1									

Non-Div. I Games:

Bryant

RPI	S	Opponent	Score	
239	N	Columbia	2	5
246	A	Mt. St. Mary's	0	1
246	A	Mt. St. Mary's	7	6
250	N	Utah Valley	16	15
250	N	Utah Valley	6	7
251	A	Holy Cross	5	2
253	H	Wagner	11	3
253	H	Wagner	26	0
261	H	St. Francis (PA)	3	2
261	H	St. Francis (PA)	4	2
262	N	Detroit	2	0
275	N	La Salle	0	1
279	N	Lafayette	2	1

Bryant

B
r
y
a
n
t

B
r
y
a
n
t

[illegible]

Non-Div. I Games:	Williams Baptist	4	1	Williams Baptist	5	2
--------------------------	-------------------------	----------	----------	-------------------------	----------	----------

Southeast Mo. St.

RPI	S	Opponent	Score	
200	H	Eastern Ky.	0	8
201	A	Morehead St.	4	3
201	A	Morehead St.	14	7
228	H	Evansville	2	4
228	H	Evansville	9	0
231	H	Indiana St.	10	8
231	H	Indiana St.	4	2
231	N	Indiana St.	6	2
247	A	Belmont	0	3
247	A	Belmont	5	6
248	H	Austin Peay	8	5
248	H	Austin Peay	9	1
248	H	Austin Peay	1	2
248	N	Austin Peay	6	3
252	A	Tennessee St.	10	0
252	A	Tennessee St.	6	5
252	A	Tennessee St.	5	3

Southeast Mo. St.

S
o
u
t
h
e
a
s
t
M
o
.
S
t
.

S
o
u
t
h
e
a
s
t
M
o
.
S
t
.

Average RPI Win:		139	WON-LOST RECORD		WINNING PCT. RANK		LAST 10 GAMES		STRENGTH OF SCHEDULE		OPP. STRENGTH OF SCHEDULE		TEAM RPI		ADJ RPI		CONF. RPI		ADJ CONF. RPI				
DIV. I ONLY			15-31-0		.32609		230		4-6-0		98		49		175		.47291		166				
DIV. I NON-CONF.			10-16-0		.38462		191		4-0-0		230		122		219		.4474		215				
TOTALS		RPI 1-25		RPI 26-50		W-L RECORDS		RPI 51-100		RPI 101-150		RPI 150+											
15-31-0		0-4-0		0-10-0		OVERALL		6-7-0		3-3-0		6-7-0											
7-6-0		0-3-0		0-2-0		HOME		3-0-0		2-0-0		2-1-0											
6-15-0		0-0-0		0-5-0		AWAY		3-3-0		1-1-0		2-6-0											
2-10-0		0-1-0		0-3-0		NEUTRAL		0-4-0		0-2-0		2-0-0											
10-16-0		0-1-0		0-2-0		NON-CONFERENCE		1-3-0		3-3-0		6-7-0											
5-1-0		0-0-0		0-0-0		HOME		1-0-0		2-0-0		2-1-0											
3-7-0		0-0-0		0-0-		AWAY		0-0-0		1-1-0		2-6-0											
2-8-0		0-1-0		0-2-0		NEUTRAL		0-3-0		0-2-0		2-0-0											
5-15-0		0-3-0		0-8-0		CONFERENCE		5-4-0		0-0-0		0-0-0											
2-5-0		0-3-0		0-2-0		HOME		2-0-0		0-0-0		0-0-0											
3-8-0		0-0-0		0-5-0		AWAY		3-3-0		0-0-0		0-0-0											
0-2-0		0-0-0		0-1-0		NEUTRAL		0-1-0		0-0-0		0-0-0											
RPI	S	Opponent		Score		RPI	S	Opponent		Score		RPI	S	Opponent		Score		RPI	S	Opponent		Score	
13	N	Tennessee		0	8	29	N	DePaul		0	8	52	A	Virginia Tech		1	9	105	A	Boston U.		9	10
22	H	Georgia Tech		2	11	29	N	DePaul		5	7	52	A	Virginia Tech		10	11	105	H	Boston U.		10	3
22	H	Georgia Tech		7	9	32	A	Maryland		0	1	52	A	Virginia Tech		2	4	106	N	New Mexico		1	4
22	H	Georgia Tech		1	2	32	A	Maryland		3	4	52	N	Virginia Tech		2	3	106	N	New Mexico		5	6
						32	A	Maryland		3	4	60	N	FIU		7	11	126	A	Connecticut		9	6
						42	A	North Carolina		0	4	65	A	Virginia		11	3	150	H	Providence		13	5
						42	A	North Carolina		2	6	65	A	Virginia		9	3	164	H	Bryant		3	6
						42	N	North Carolina		0	9	65	A	Virginia		7	6	182	A	Coastal Caro.		2	6
						49	H	Florida St.		1	7	71	H	North Carolina St.		5	3	182	A	Coastal Caro.		3	5
						49	H	Florida St.		4	11	71	H	North Carolina St.		2	0	186	A	Stetson		8	1
												81	H	Harvard		4	1	186	A	Stetson		2	6
												82	N	Michigan St.		6	8	189	A	Nevada		0	9
												82	N	Michigan St.		0	2	189	A	Nevada		11	4
																		189	A	Nevada		13	14
																		189	A	Nevada		8	9
																		190	H	Dartmouth		7	2
																		190	H	Dartmouth		5	3
																		266	N	Rhode Island		5	2
																		266	N	Rhode Island		6	2
LAST 10 GAMES																							
42 N North Carolina						0	9	150 H Providence						13	5								
105 H Boston U.						10	3	190 H Dartmouth						5	3								
22 H Georgia Tech						7	9	190 H Dartmouth						7	2								
22 H Georgia Tech						2	11	42 A North Carolina						2	6								
22 H Georgia Tech						1	2	42 A North Carolina						0	4								

Non-Div. I Games:

Boston College

Average RPI Win:	204	WON-LOST	WINNING	LAST 10	STRENGTH OF	OPP. STRENGTH	TEAM	ADJ	CONF.	ADJ CONF.			
Average RPI Loss:	131	RECORD	PCT. RANK	GAMES	SCHEDULE	OF SCHEDULE	RPI	RPI	RPI	RPI			
DIV. I ONLY	24-22-0	.52174	131	6-4-0	216	199	169	.47235	167	15	17		
DIV. I NON-CONF.	14-9-0	.6087	76	1-1-0	255	236	160	.4781	169	17	17		
<hr/>													
TOTALS	RPI 1-25	RPI 26-50		W-L RECORDS		RPI 51-100		RPI 101-150		RPI 150+			
24-22-0	0-0-0	0-0-0		OVERALL		3-7-0		3-8-0		18-7-0			
7-3-0	0-0-0	0-0-0		HOME		2-3-0		0-0-0		5-0-0			
6-13-0	0-0-0	0-0-0		AWAY		1-2-0		2-8-0		3-3-0			
11-6-0	0-0-0	0-0-0		NEUTRAL		0-2-0		1-0-0		10-4-0			
<hr/>													
14-9-0	0-0-0	0-0-0		NON-CONFERENCE		1-4-0		1-1-0		12-4-0			
2-0-0	0-0-0	0-0-0		HOME		0-0-0		0-0-0		2-0-0			
1-3-0	0-0-0	0-0-		AWAY		1-2-0		0-1-0		0-0-0			
11-6-0	0-0-0	0-0-0		NEUTRAL		0-2-0		1-0-0		10-4-0			
<hr/>													
10-13-0	0-0-0	0-0-0		CONFERENCE		2-3-0		2-7-0		6-3-0			
5-3-0	0-0-0	0-0-0		HOME		2-3-0		0-0-0		3-0-0			
5-10-0	0-0-0	0-0-0		AWAY		0-0-0		2-7-0		3-3-0			
0-0-0	0-0-0	0-0-0		NEUTRAL		0-0-0		0-0-0		0-0-0			
<hr/>													
RPI	S	Opponent	Score	RPI	S	Opponent	Score	RPI	S	Opponent	Score		
				56 A South Fla.				0	5	108 A UNI		7	8
				58 N Massachusetts				0	7	109 A Butler		4	5
				72 A Wisconsin				4	2	109 A Butler		0	2
				72 A Wisconsin				1	5	109 A Butler		0	4
				86 N Drake				0	8	111 A Cleveland St.		4	9
				87 H Valparaiso				2	1	111 A Cleveland St.		4	1
				87 H Valparaiso				0	12	111 A Cleveland St.		3	0
				87 H Valparaiso				5	10	115 A Loyola (IL)		1	9
				98 H Ill.-Chicago				4	7	115 A Loyola (IL)		2	5
				98 H Ill.-Chicago				8	6	115 A Loyola (IL)		2	4
										136 N Quinnipiac		7	2
										173 N Central Conn. St.		5	2
										174 A Wright St.		2	5
										174 A Wright St.		1	8
										174 A Wright St.		2	5
										176 N Colgate		2	4
										176 N Colgate		3	2
										196 N Fairleigh Dickinson		4	2
										204 N Siena		8	3
										206 N Manhattan		6	5
										232 A Youngstown St.		13	3
										232 A Youngstown St.		4	3
										232 A Youngstown St.		11	5
										234 N Army		0	2
										244 H South Dakota St.		2	1
						244 H South Dakota St.		6	1				
						254 N Toledo		5	11				

Non-Div. I Games:

Green Bay

RPI	S	Opponent	Score	
256	N	North Dakota	1	10
260	N	Hartford	5	2
262	H	Detroit	4	2
262	H	Detroit	13	6
262	H	Detroit	16	8
268	N	South Dakota	3	0
270	N	Bucknell	8	1
271	N	Rider	5	1
281	N	St. Peter's	4	1

Average RPI Win:		193	WON-LOST RECORD		WINNING PCT. RANK		LAST 10 GAMES		STRENGTH OF SCHEDULE		OPP. STRENGTH OF SCHEDULE		TEAM RPI		ADJ RPI		CONF. RPI		ADJ CONF. RPI								
DIV. I ONLY			29-21-0		.58 88		7-3-0		241		216		158		.47217 168		23		23								
DIV. I NON-CONF.			13-15-0		.46429 152		0-2-0		260		223		221		.43846 223		24		25								
TOTALS		RPI 1-25		RPI 26-50		W-L RECORDS		RPI 51-100		RPI 101-150		RPI 150+															
29-21-0		0-2-0		0-0-0		OVERALL		0-0-0		6-3-0		23-16-0															
10-3-0		0-0-0		0-0-0		HOME		0-0-0		2-1-0		8-2-0															
11-9-0		0-1-0		0-0-0		AWAY		0-0-0		1-0-0		10-8-0															
8-9-0		0-1-0		0-0-0		NEUTRAL		0-0-0		3-2-0		5-6-0															
13-15-0		0-2-0		0-0-0		NON-CONFERENCE		0-0-0		4-2-0		9-11-0															
2-1-0		0-0-0		0-0-0		HOME		0-0-0		1-0-0		1-1-0															
4-5-0		0-1-0		0-0-		AWAY		0-0-0		1-0-0		3-4-0															
7-9-0		0-1-0		0-0-0		NEUTRAL		0-0-0		2-2-0		5-6-0															
16-6-0		0-0-0		0-0-0		CONFERENCE		0-0-0		2-1-0		14-5-0															
8-2-0		0-0-0		0-0-0		HOME		0-0-0		1-1-0		7-1-0															
7-4-0		0-0-0		0-0-0		AWAY		0-0-0		0-0-0		7-4-0															
1-0-0		0-0-0		0-0-0		NEUTRAL		0-0-0		1-0-0		0-0-0															
RPI	S	Opponent		Score		RPI	S	Opponent		Score		RPI	S	Opponent		Score											
14	A	Texas A&M		2	10							124	N	Northern Ill.		6	5										
24	N	LSU		0	10							124	N	Northern Ill.		5	6										
												135	N	Temple		9	2										
												136	H	Quinnipiac		0	2										
												136	H	Quinnipiac		8	0										
												136	N	Quinnipiac		4	3										
												138	A	Fairfield		5	0										
												138	H	Fairfield		3	0										
												145	N	Lehigh		2	4										
												154	A	Robert Morris		2	3										
												154	A	Robert Morris		10	7										
												154	A	Robert Morris		7	3										
												161	H	Long Island		2	0										
												161	H	Long Island		7	0										
												164	A	Bryant		4	3										
												164	A	Bryant		3	2										
												173	A	Central Conn. St.		0	2										
												173	A	Central Conn. St.		4	0										
												175	H	Monmouth		2	1										
												175	H	Monmouth		3	12										
												176	N	Colgate		3	5										
												190	A	Dartmouth		4	9										
												190	A	Dartmouth		9	10										
												196	A	Fairleigh Dickinson		0	5										
												196	A	Fairleigh Dickinson		5	2										
												200	N	Eastern Ky.		4	1										
												202	A	Seton Hall		5	0										
						LAST 10 GAMES																					
						24 N LSU						0	10	164 A Bryant						3	2	190 A Dartmouth					
						14 A Texas A&M						2	10	161 H Long Island						7	0	196 A Fairleigh Dickinson					
						154 A Robert Morris						7	3	161 H Long Island						2	0	196 A Fairleigh Dickinson					
						136 N Quinnipiac						4	3	136 H Quinnipiac						8	0	200 N Eastern Ky.					
						164 A Bryant						4	3	136 H Quinnipiac						0	2	202 A Seton Hall					

Non-Div. I Games:

Sacred Heart

RPI	S	Opponent	Score	
202	A	Seton Hall	1	3
203	N	Penn	2	11
204	H	Siena	2	3
204	H	Siena	3	2
206	N	Manhattan	1	0
206	N	Manhattan	8	10
209	A	Stony Brook	0	3
209	A	Stony Brook	12	2
214	A	Colorado St.	12	9
231	N	Indiana St.	1	2
246	H	Mt. St. Mary's	7	3
246	H	Mt. St. Mary's	11	2
251	N	Holy Cross	1	0
253	H	Wagner	7	1
253	H	Wagner	4	0
261	A	St. Francis (PA)	3	4
261	A	St. Francis (PA)	7	3
262	N	Detroit	9	1
267	N	Santa Clara	6	8
267	N	Santa Clara	6	7
279	N	Lafayette	12	2

Sacred Heart

S
a
c
r
e
d
H
e
a
r
t

S
a
c
r
e
d
H
e
a
r
t

[illegible]

Non-Div. I Games:

Rutgers

RPI	S	Opponent	Score	
237	N	Brown	15	3
272	N	Texas Southern	9	1
272	N	Texas Southern	12	7
289	N	Md.-East. Shore	13	3

Rutgers

R
u
t
g
e
r
s

R
u
t
g
e
r
s

Average RPI Win: 210		WON-LOST RECORD	WINNING PCT. RANK	LAST 10 GAMES	STRENGTH OF SCHEDULE	OPP. STRENGTH OF SCHEDULE	TEAM RPI	ADJ RPI	CONF. RPI	ADJ CONF. RPI					
Average RPI Loss: 158															
DIV. I ONLY		25-22-1	.53125	123	4-4-0	211	239	167	.47131	170	24	24			
DIV. I NON-CONF.		13-13-1	.5	127	0-0-0	218	239	184	.4678	181	25	24			
<hr/>															
TOTALS		RPI 1-25		RPI 26-50		W-L RECORDS		RPI 51-100		RPI 101-150		RPI 150+			
25-22-1		0-0-0		1-1-0		OVERALL		1-5-0		1-5-0		22-11-1			
5-2-0		0-0-0		0-0-0		HOME		0-0-0		0-0-0		5-2-0			
9-16-1		0-0-0		1-1-0		AWAY		1-5-0		1-3-0		6-7-1			
11-4-0		0-0-0		0-0-0		NEUTRAL		0-0-0		0-2-0		11-2-0			
<hr/>															
13-13-1		0-0-0		1-1-0		NON-CONFERENCE		0-2-0		1-5-0		11-5-1			
3-0-0		0-0-0		0-0-0		HOME		0-0-0		0-0-0		3-0-0			
4-9-1		0-0-0		1-0-		AWAY		0-2-0		1-3-0		2-3-1			
6-4-0		0-0-0		0-0-0		NEUTRAL		0-0-0		0-2-0		6-2-0			
<hr/>															
12-9-0		0-0-0		0-0-0		CONFERENCE		1-3-0		0-0-0		11-6-0			
2-2-0		0-0-0		0-0-0		HOME		0-0-0		0-0-0		2-2-0			
5-7-0		0-0-0		0-0-0		AWAY		1-3-0		0-0-0		4-4-0			
5-0-0		0-0-0		0-0-0		NEUTRAL		0-0-0		0-0-0		5-0-0			
<hr/>															
RPI	S	Opponent	Score	RPI	S	Opponent	Score	RPI	S	Opponent	Score				
				47	A	Longwood	1 9	52	A	Virginia Tech	0 9	127	A	Albany (NY)	1 13
				47	A	Longwood	4 2	52	A	Virginia Tech	3 6	127	A	Albany (NY)	0 7
								81	A	Harvard	0 5	127	N	Albany (NY)	2 3
								81	A	Harvard	5 7	130	N	Binghamton	1 2
								81	A	Harvard	0 4	131	A	Liberty	1 9
								81	A	Harvard	8 1	131	A	Liberty	10 6
												175	N	Monmouth	3 7
												176	H	Colgate	8 0
												176	H	Colgate	2 0
												190	A	Dartmouth	9 5
												190	A	Dartmouth	6 9
												203	N	Penn	10 2
												203	N	Penn	8 6
												203	N	Penn	1 0
												212	A	Princeton	2 3
												212	A	Princeton	9 6
												212	H	Princeton	14 1
												212	H	Princeton	2 12
												215	A	George Mason	6 7
												215	A	George Mason	1 2
												215	H	George Mason	5 0
												226	N	Howard	4 2
												226	N	Howard	5 1
												236	N	Yale	3 0
												236	N	Yale	10 2
												237	H	Brown	3 9
												237	H	Brown	2 1
<hr/>															
Non-Div. I Games:				Ithaca		5 2	Ithaca		6 3	Cornell					

RPI	S	Opponent	Score	
238	A	George Washington	6	7
238	A	George Washington	1	1
239	A	Columbia	4	6
239	A	Columbia	2	1
239	A	Columbia	2	1
239	A	Columbia	0	6
246	A	Mt. St. Mary's	16	10
246	A	Mt. St. Mary's	4	3
270	N	Bucknell	6	0
270	N	Bucknell	4	1
270	N	Bucknell	1	4
270	N	Bucknell	3	0
271	N	Rider	7	0

Cornell

C
o
r
n
e
l
l

C
o
r
n
e
l
l

Average RPI Win:		232	WON-LOST RECORD		WINNING PCT. RANK		LAST 10 GAMES		STRENGTH OF SCHEDULE		OPP. STRENGTH OF SCHEDULE		TEAM RPI		ADJ RPI		CONF. RPI		ADJ CONF. RPI			
DIV. I ONLY			33-22-0		.6	75	6-2-0		255		251		168		.47107	171	29		29			
DIV. I NON-CONF.			27-21-0		.5625	100	4-1-0		238		250		172		.47384	177	28		29			
TOTALS		RPI 1-25		RPI 26-50		W-L RECORDS		RPI 51-100		RPI 101-150		RPI 150+										
33-22-0		0-1-0		0-1-0		OVERALL		1-8-0		4-3-0		28-9-0										
11-6-0		0-0-0		0-0-0		HOME		1-3-0		3-1-0		7-2-0										
8-8-0		0-1-0		0-0-0		AWAY		0-4-0		1-2-0		7-1-0										
14-8-0		0-0-0		0-1-0		NEUTRAL		0-1-0		0-0-0		14-6-0										
27-21-0		0-1-0		0-1-0		NON-CONFERENCE		1-8-0		4-3-0		22-8-0										
10-6-0		0-0-0		0-0-0		HOME		1-3-0		3-1-0		6-2-0										
8-8-0		0-1-0		0-0-		AWAY		0-4-0		1-2-0		7-1-0										
9-7-0		0-0-0		0-1-0		NEUTRAL		0-1-0		0-0-0		9-5-0										
6-1-0		0-0-0		0-0-0		CONFERENCE		0-0-0		0-0-0		6-1-0										
1-0-0		0-0-0		0-0-0		HOME		0-0-0		0-0-0		1-0-0										
0-0-0		0-0-0		0-0-0		AWAY		0-0-0		0-0-0		0-0-0										
5-1-0		0-0-0		0-0-0		NEUTRAL		0-0-0		0-0-0		5-1-0										
RPI	S	Opponent		Score		RPI	S	Opponent		Score		RPI	S	Opponent		Score						
20	A	Houston		0 6		34	N	La.-Lafayette		0 5		57	A	A&M-Corpus Christi		0 4		119	A	McNeese St.		5 6
												57	A	A&M-Corpus Christi		2 4		119	H	McNeese St.		1 0
												57	H	A&M-Corpus Christi		0 1		119	H	McNeese St.		0 9
												57	H	A&M-Corpus Christi		4 3		149	A	Sam Houston St.		9 1
												75	N	Eastern Ill.		3 7		149	A	Sam Houston St.		5 9
												89	A	UTSA		1 3		149	H	Sam Houston St.		7 5
												89	A	UTSA		2 5		149	H	Sam Houston St.		5 1
												89	H	UTSA		1 5		185	N	Akron		3 6
												89	H	UTSA		0 3		185	N	Akron		0 5
																		188	A	UTEP		6 3
																		188	A	UTEP		10 2
																		188	A	UTEP		1 10
																		194	A	Stephen F. Austin		1 0
																		194	H	Stephen F. Austin		2 0
																		196	N	Fairleigh Dickinson		0 5
																		204	N	Siena		2 4
																		204	N	Siena		5 0
																		230	N	Jackson St.		2 1
																		234	H	Army		0 1
																		234	H	Army		8 0
																		234	H	Army		5 13
								LAST 10 GAMES										243	N	Southern U.		4 0
								256 N North Dakota		7 6								243	N	Southern U.		4 3
								256 N North Dakota		3 6								250	N	Utah Valley		2 1
								250 N Utah Valley		7 2								250	N	Utah Valley		2 4
								268 H South Dakota		3 0								250	N	Utah Valley		7 2
								149 H Sam Houston St.		5 1								256	N	North Dakota		3 6
Non-Div. I Games:		Houston-Victoria		4	5	Houston-Victoria		2	1	Houston-Victoria		9	2	Houston-Victoria		1	0	Houston Baptist				

RPI	S	Opponent	Score	
256	N	North Dakota	7	6
256	N	North Dakota	3	2
256	N	North Dakota	7	2
260	N	Hartford	6	0
268	H	South Dakota	3	0
268	N	South Dakota	10	0
268	N	South Dakota	7	3
272	A	Texas Southern	10	6
272	A	Texas Southern	8	4
272	H	Texas Southern	4	0
272	H	Texas Southern	2	1
279	N	Lafayette	6	4
283	A	Prairie View	4	0
283	A	Prairie View	8	2
283	H	Prairie View	5	0
283	H	Prairie View	7	0
285	N	Grambling	11	1

Houston Baptist

H
o
u
s
t
o
n
B
a
p
t
i
s
t

H
o
u
s
t
o
n
B
a
p
t
i
s
t

Average RPI Win:	176	WON-LOST	WINNING	LAST 10	STRENGTH OF	OPP. STRENGTH	TEAM	ADJ	CONF.	ADJ CONF.				
Average RPI Loss:	72	RECORD	PCT. RANK	GAMES	SCHEDULE	OF SCHEDULE	RPI	RPI	RPI	RPI				
DIV. I ONLY		17-38-0	.30909	238	1-9-0	90	73	181	.47107	171	6	6		
DIV. I NON-CONF.		13-17-0	.43333	170	0-2-0	176	137	174	.47938	164	6	6		
<hr/>														
TOTALS	RPI 1-25	RPI 26-50		W-L RECORDS		RPI 51-100		RPI 101-150		RPI 150+				
17-38-0	1-6-0	0-13-0		OVERALL		2-11-0		2-5-0		12-3-0				
12-14-0	1-3-0	0-6-0		HOME		1-3-0		0-0-0		10-2-0				
2-16-0	0-1-0	0-7-0		AWAY		0-6-0		1-2-0		1-0-0				
3-8-0	0-2-0	0-0-0		NEUTRAL		1-2-0		1-3-0		1-1-0				
13-17-0	1-2-0	0-1-0		NON-CONFERENCE		2-8-0		1-3-0		9-3-0				
9-5-0	1-0-0	0-0-0		HOME		1-3-0		0-0-0		7-2-0				
1-5-0	0-1-0	0-0-		AWAY		0-3-0		0-0-0		1-0-0				
3-7-0	0-1-0	0-0-0		NEUTRAL		1-2-0		1-3-0		1-1-0				
4-21-0	0-4-0	0-12-0		CONFERENCE		0-3-0		1-2-0		3-0-0				
3-9-0	0-3-0	0-6-0		HOME		0-0-0		0-0-0		3-0-0				
1-11-0	0-0-0	0-6-0		AWAY		0-3-0		1-2-0		0-0-0				
0-1-0	0-1-0	0-0-0		NEUTRAL		0-0-0		0-0-0		0-0-0				
<hr/>														
RPI	S	Opponent	Score		RPI	S	Opponent	Score		RPI	S	Opponent	Score	
16	N	Stanford	0	5	27	A	Tulsa	5	8	63	N	Northwestern	2	4
20	H	Houston	2	10	27	A	Tulsa	0	8	66	A	South Ala.	2	10
20	H	Houston	0	11	27	A	Tulsa	3	8	66	H	South Ala.	5	4
20	H	Houston	0	5	28	A	Auburn	0	3	69	A	Mississippi St.	4	6
20	N	Houston	2	4	33	H	East Carolina	1	5	69	N	Mississippi St.	14	4
24	A	LSU	0	2	33	H	East Carolina	0	6	77	N	Oregon St.	0	1
24	H	LSU	7	0	33	H	East Carolina	1	8	90	A	UCF	2	7
					38	A	UAB	2	6	90	A	UCF	2	3
					38	A	UAB	1	6	90	A	UCF	3	4
					38	A	UAB	1	3	91	A	Cal St. Fullerton	1	5
					44	H	Memphis	1	4	93	H	Kennesaw St.	6	8
					44	H	Memphis	3	4	93	H	Kennesaw St.	4	9
					44	H	Memphis	1	3	97	H	Troy	9	15
					LAST 10 GAMES									
					20	N	Houston	2	4	90	A	UCF	2	7
					44	H	Memphis	1	3	90	A	UCF	3	4
					44	H	Memphis	3	4	90	A	UCF	2	3
					44	H	Memphis	1	4	24	A	LSU	0	2
					191	H	Southeastern La.	5	9	146	A	Marshall	5	1

Non-Div. I Games:

Southern Miss.

Average RPI Win: 220		WON-LOST RECORD		WINNING PCT. RANK		LAST 10 GAMES		STRENGTH OF SCHEDULE		OPP. STRENGTH OF SCHEDULE		TEAM RPI		ADJ RPI		CONF. RPI		ADJ CONF. RPI	
DIV. I ONLY		29-22-1		.56731 98		7-3-0		242		219		169		.47105 173		23		23	
DIV. I NON-CONF.		18-11-1		.61667 73		4-0-0		254		227		154		.48279 158		24		25	
TOTALS		RPI 1-25		RPI 26-50		W-L RECORDS		RPI 51-100		RPI 101-150		RPI 150+							
29-22-1		0-2-0		0-1-0		OVERALL		1-2-0		1-6-0		27-11-1							
10-4-0		0-0-0		0-0-0		HOME		0-0-0		0-0-0		10-4-0							
15-10-0		0-0-0		0-0-0		AWAY		0-1-0		1-3-0		14-6-0							
4-8-1		0-2-0		0-1-0		NEUTRAL		1-1-0		0-3-0		3-1-1							
18-11-1		0-2-0		0-1-0		NON-CONFERENCE		1-2-0		1-3-0		16-3-1							
4-0-0		0-0-0		0-0-0		HOME		0-0-0		0-0-0		4-0-0							
10-4-0		0-0-0		0-0-		AWAY		0-1-0		1-1-0		9-2-0							
4-7-1		0-2-0		0-1-0		NEUTRAL		1-1-0		0-2-0		3-1-1							
11-11-0		0-0-0		0-0-0		CONFERENCE		0-0-0		0-3-0		11-8-0							
6-4-0		0-0-0		0-0-0		HOME		0-0-0		0-0-0		6-4-0							
5-6-0		0-0-0		0-0-0		AWAY		0-0-0		0-2-0		5-4-0							
0-1-0		0-0-0		0-0-0		NEUTRAL		0-0-0		0-1-0		0-0-0							
RPI	S	Opponent		Score		RPI	S	Opponent		Score		RPI	S	Opponent		Score			
3	N	Alabama		1	17	39	N	Illinois St.		0	9	56	A	South Fla.		0	8		
21	N	Nebraska		3	8							96	N	Western Mich.		2	1		
												100	N	Central Mich.		0	1		
														Boston U.		1	2		
														Temple		6	14		
														Quinnipiac		3	8		
														Quinnipiac		0	5		
														Quinnipiac		5	8		
														Fairfield		4	3		
														Fairfield		1	7		
														Robert Morris		0	1		
														Robert Morris		0	5		
														Robert Morris		4	2		
														Long Island		1	2		
														Long Island		2	0		
														Bryant		5	9		
														Bryant		7	9		
														Green Bay		2	5		
														Sacred Heart		0	4		
														Sacred Heart		2	0		
														Rutgers		7	1		
														Monmouth		6	7		
														Monmouth		1	0		
														Fairleigh Dickinson		8	2		
														Fairleigh Dickinson		4	2		
														Seton Hall		3	0		
														Seton Hall		3	1		
														Princeton		5	4		
														Princeton		19	4		
														Yale		5	1		
				LAST 10 GAMES															
				154	A	Robert Morris	0	1	251	A	Holy Cross	3	2	202	H	Seton Hall	3	0	
				136	N	Quinnipiac	5	8	246	A	Mt. St. Mary's	8	7	202	H	Seton Hall	3	1	
				202	H	Seton Hall	3	1	246	A	Mt. St. Mary's	10	5	212	A	Princeton	5	4	
				202	H	Seton Hall	3	0	175	A	Monmouth	6	7	212	A	Princeton	19	4	
				251	A	Holy Cross	5	0	175	A	Monmouth	1	0	236	A	Yale	5	1	

Non-Div. I Games:

Central Conn. St.

RPI	S	Opponent	Score	
236	A	Yale	8	2
237	N	Brown	2	2
241	A	Coppin St.	1	3
241	A	Coppin St.	24	3
246	A	Mt. St. Mary's	10	5
246	A	Mt. St. Mary's	8	7
251	A	Holy Cross	3	2
251	A	Holy Cross	5	0
253	A	Wagner	6	2
253	A	Wagner	7	8
260	H	Hartford	8	0
260	H	Hartford	2	1
261	H	St. Francis (PA)	5	4
261	H	St. Francis (PA)	6	5
266	A	Rhode Island	4	6
266	A	Rhode Island	12	7
274	A	Hampton	11	3
275	N	La Salle	10	4
289	N	Md.-East. Shore	4	3

Central Conn. St.
.
S
t
.

C
e
n
t
r
a
l
C
o
n
n
.
S
t
.

Average RPI Win:	188	WON-LOST RECORD	WINNING PCT. RANK	LAST 10 GAMES	STRENGTH OF SCHEDULE	OPP. STRENGTH OF SCHEDULE	TEAM RPI	ADJ RPI	CONF. RPI	ADJ CONF. RPI		
DIV. I ONLY		26-29-0	.47273	161	5-5-0	184	158	164	.4709	174	15	17
DIV. I NON-CONF.		13-16-0	.44828	166	2-0-0	225	160	198	.46014	197	17	17
<hr/>												
TOTALS	RPI 1-25	RPI 26-50		W-L RECORDS		RPI 51-100		RPI 101-150		RPI 150+		
26-29-0	0-2-0	0-1-0		OVERALL		2-10-0		6-12-0		18-4-0		
14-6-0	0-0-0	0-0-0		HOME		2-2-0		4-4-0		8-0-0		
5-13-0	0-2-0	0-1-0		AWAY		0-4-0		0-4-0		5-2-0		
7-10-0	0-0-0	0-0-0		NEUTRAL		0-4-0		2-4-0		5-2-0		
13-16-0	0-2-0	0-1-0		NON-CONFERENCE		0-6-0		2-5-0		11-2-0		
2-3-0	0-0-0	0-0-0		HOME		0-1-0		0-2-0		2-0-0		
4-5-0	0-2-0	0-0-		AWAY		0-1-0		0-1-0		4-0-0		
7-8-0	0-0-0	0-0-0		NEUTRAL		0-4-0		2-2-0		5-2-0		
13-13-0	0-0-0	0-0-0		CONFERENCE		2-4-0		4-7-0		7-2-0		
12-3-0	0-0-0	0-0-0		HOME		2-1-0		4-2-0		6-0-0		
1-8-0	0-0-0	0-0-0		AWAY		0-3-0		0-3-0		1-2-0		
0-2-0	0-0-0	0-0-0		NEUTRAL		0-0-0		0-2-0		0-0-0		
RPI	S	Opponent	Score	RPI	S	Opponent	Score	RPI	S	Opponent	Score	
25	A	Louisville	0 10	30	A	Indiana	3 6	62	N	Purdue	1 9	
25	A	Louisville	0 8					64	A	Southern Ill.	0 2	
								82	N	Michigan St.	3 6	
								85	H	Miami (OH)	0 1	
								85	N	Miami (OH)	0 8	
								87	A	Valparaiso	1 2	
								87	A	Valparaiso	1 11	
								87	A	Valparaiso	2 4	
								98	H	Ill.-Chicago	5 1	
								98	H	Ill.-Chicago	0 1	
								98	H	Ill.-Chicago	2 1	
								100	N	Central Mich.	2 5	

Non-Div. I Games:

Wright St.

RPI	S	Opponent	Score	
232	H	Youngstown St.	7	1
232	H	Youngstown St.	8	2
238	N	George Washington	12	3
245	N	IUPUI	2	0
247	A	Belmont	13	2
248	N	Austin Peay	3	1
248	N	Austin Peay	7	4
254	H	Toledo	6	2
254	H	Toledo	8	3
257	N	UNC Wilmington	0	1
262	A	Detroit	11	1
262	A	Detroit	5	6
262	A	Detroit	6	7

W
r
i
g
h
t
S
t
.

W
r
i
g
h
t
S
t
.

[illegible]

Non-Div. I Games:

Monmouth

RPI	S	Opponent	Score	
215	A	George Mason	2	3
226	N	Howard	3	5
238	N	George Washington	2	1
246	A	Mt. St. Mary's	5	1
246	A	Mt. St. Mary's	2	5
253	A	Wagner	6	3
253	A	Wagner	10	0
261	H	St. Francis (PA)	6	1
261	H	St. Francis (PA)	1	2
264	A	Norfolk St.	6	5
265	N	Morgan St.	5	0
271	A	Rider	13	7

Monmouth

M
o
n
m
o
u
t
h

M
o
n
m
o
u
t
h

[illegible]

Non-Div. I Games:

Colgate

RPI	S	Opponent	Score	
234	A	Army	5	3
234	A	Army	7	4
234	A	Army	4	0
234	H	Army	6	0
234	H	Army	3	2
251	A	Holy Cross	2	1
251	A	Holy Cross	7	10
251	A	Holy Cross	8	4
251	A	Holy Cross	2	0
253	N	Wagner	2	4
270	H	Bucknell	5	2
270	H	Bucknell	9	0
270	H	Bucknell	5	4
270	H	Bucknell	3	2
271	N	Rider	6	1
279	H	Lafayette	4	3
279	H	Lafayette	1	0
279	H	Lafayette	3	4
279	H	Lafayette	12	3
281	N	St. Peter's	11	0

Colgate

C
o
l
g
a
t
e

C
o
l
g
a
t
e

Average RPI Win:		198	WON-LOST RECORD		WINNING PCT. RANK	LAST 10 GAMES	STRENGTH OF SCHEDULE		OPP. STRENGTH OF SCHEDULE	TEAM RPI	ADJ RPI	CONF. RPI	ADJ CONF. RPI
Average RPI Loss:		111	20-26-0		.43478 180	6-4-0	169		166	178	.46923 177	19	18
DIV. I ONLY			7-10-0		.41176 182	0-0-0	137		92	155	.48548 151	21	20
DIV. I NON-CONF.													
TOTALS		RPI 1-25	RPI 26-50		W-L RECORDS		RPI 51-100		RPI 101-150		RPI 150+		
20-26-0		0-4-0	0-1-0		OVERALL		2-7-0		3-8-0		15-6-0		
11-7-0		0-0-0	0-0-0		HOME		2-3-0		1-1-0		8-3-0		
5-14-0		0-2-0	0-0-0		AWAY		0-4-0		1-5-0		4-3-0		
4-5-0		0-2-0	0-1-0		NEUTRAL		0-0-0		1-2-0		3-0-0		
7-10-0		0-4-0	0-1-0		NON-CONFERENCE		1-2-0		2-3-0		4-0-0		
2-1-0		0-0-0	0-0-0		HOME		1-0-0		1-1-0		0-0-0		
1-4-0		0-2-0	0-0-		AWAY		0-2-0		0-0-0		1-0-0		
4-5-0		0-2-0	0-1-0		NEUTRAL		0-0-0		1-2-0		3-0-0		
13-16-0		0-0-0	0-0-0		CONFERENCE		1-5-0		1-5-0		11-6-0		
9-6-0		0-0-0	0-0-0		HOME		1-3-0		0-0-0		8-3-0		
4-10-0		0-0-0	0-0-0		AWAY		0-2-0		1-5-0		3-3-0		
0-0-0		0-0-0	0-0-0		NEUTRAL		0-0-0		0-0-0		0-0-0		
RPI S	Opponent	Score	RPI S	Opponent	Score	RPI S	Opponent	Score	RPI S	Opponent	Score		
17 A	Kentucky	0 9	26 N	Syracuse	1 2	71 H	North Carolina St.	3 1	108 N	UNI	4 5		
17 A	Kentucky	3 4				75 H	Eastern Ill.	2 0	128 H	Western Ky.	2 6		
21 N	Nebraska	3 4				75 H	Eastern Ill.	4 6	133 A	UT Martin	5 4		
21 N	Nebraska	0 6				75 H	Eastern Ill.	1 3	133 A	UT Martin	0 1		
						76 A	Jacksonville St.	2 3	133 A	UT Martin	2 3		
						76 A	Jacksonville St.	3 8	137 A	SIU Edwardsville	0 2		
						76 H	Jacksonville St.	2 13	137 A	SIU Edwardsville	5 6		
						78 A	Georgia St.	2 3	137 A	SIU Edwardsville	3 4		
						92 A	North Texas	4 5	139 H	Middle Tenn.	6 0		
									148 N	Northwestern St.	2 0		
									148 N	Northwestern St.	1 2		
									165 A	Southeast Mo. St.	1 4		
									165 A	Southeast Mo. St.	3 6		
									165 A	Southeast Mo. St.	4 1		
									179 A	Murray St.	0 8		
									179 A	Murray St.	18 11		
									200 A	Eastern Ky.	10 9		
									200 H	Eastern Ky.	2 3		
									200 H	Eastern Ky.	4 3		
									201 H	Morehead St.	1 0		
									201 H	Morehead St.	7 2		
									201 H	Morehead St.	3 5		
									225 N	East Tenn. St.	14 5		
									245 A	IUPUI	7 0		
									248 H	Austin Peay	8 2		
									248 H	Austin Peay	8 0		
									248 H	Austin Peay	3 0		
									76 A	Jacksonville St.	2 3		
			LAST 10 GAMES										
			133 A	UT Martin	0 1	248 H	Austin Peay	8 2					
			133 A	UT Martin	2 3	201 H	Morehead St.	1 0					
			133 A	UT Martin	5 4	201 H	Morehead St.	3 5					
			248 H	Austin Peay	3 0	201 H	Morehead St.	7 2					
			248 H	Austin Peay	8 0	76 A	Jacksonville St.	2 3					

Non-Div. I Games: Tenn. Wesleyan 9 1 Tenn. Wesleyan 8 0

Tennessee Tech

Tennessee Tech

Average RPI Win: 191		WON-LOST RECORD	WINNING PCT. RANK	LAST 10 GAMES	STRENGTH OF SCHEDULE	OPP. STRENGTH OF SCHEDULE	TEAM RPI	ADJ RPI	CONF. RPI	ADJ CONF. RPI					
Average RPI Loss: 159															
DIV. I ONLY		28-26-0	.51852 134	7-3-0	194	224	159	.46804 178	18	19					
DIV. I NON-CONF.		16-15-0	.51613 123	1-0-0	194	252	161	.47614 173	18	21					
<hr/>															
TOTALS		RPI 1-25		RPI 26-50		W-L RECORDS		RPI 51-100		RPI 101-150		RPI 150+			
28-26-0		0-0-0		0-1-0		OVERALL		1-8-0		8-2-0		19-15-0			
17-6-0		0-0-0		0-0-0		HOME		1-3-0		3-1-0		13-2-0			
3-10-0		0-0-0		0-1-0		AWAY		0-2-0		0-1-0		3-6-0			
8-10-0		0-0-0		0-0-0		NEUTRAL		0-3-0		5-0-0		3-7-0			
16-15-0		0-0-0		0-1-0		NON-CONFERENCE		0-2-0		5-2-0		11-10-0			
9-3-0		0-0-0		0-0-0		HOME		0-1-0		0-1-0		9-1-0			
0-5-0		0-0-0		0-0-		AWAY		0-0-0		0-1-0		0-3-0			
7-7-0		0-0-0		0-0-0		NEUTRAL		0-1-0		5-0-0		2-6-0			
12-11-0		0-0-0		0-0-0		CONFERENCE		1-6-0		3-0-0		8-5-0			
8-3-0		0-0-0		0-0-0		HOME		1-2-0		3-0-0		4-1-0			
3-5-0		0-0-0		0-0-0		AWAY		0-2-0		0-0-0		3-3-0			
1-3-0		0-0-0		0-0-0		NEUTRAL		0-2-0		0-0-0		1-1-0			
RPI	S	Opponent	Score	RPI	S	Opponent	Score	RPI	S	Opponent	Score				
				33	A	East Carolina	5 6	54	A	Hofstra	2 8	111	N	Cleveland St.	11 6
								54	A	Hofstra	0 2	112	N	Campbell	2 0
								78	H	Georgia St.	7 3	113	A	Col. of Charleston	3 6
								78	H	Georgia St.	4 5	138	N	Fairfield	11 10
								78	H	Georgia St.	0 3	138	N	Fairfield	2 1
								78	N	Georgia St.	2 3	143	H	James Madison	2 1
								78	N	Georgia St.	0 3	143	H	James Madison	8 6
								88	H	St. Joseph's	1 5	143	H	James Madison	6 0
								98	N	Ill.-Chicago	2 5	145	N	Lehigh	4 1
												150	H	Providence	0 3
												151	N	Charlotte	0 8
												174	N	Wright St.	3 4
												182	A	Coastal Caro.	0 3
												182	A	Coastal Caro.	1 4
												185	N	Akron	3 1
												195	H	Delaware St.	4 3
												199	H	Marist	6 5
												201	N	Morehead St.	5 6
												202	H	Seton Hall	2 1
												202	H	Seton Hall	7 0
												215	H	George Mason	3 2
												215	H	George Mason	13 0
												217	A	UMBC	3 6
												218	A	Delaware	3 4
												218	A	Delaware	1 0
												218	A	Delaware	4 0
												218	N	Delaware	1 3

Non-Div. I Games:

Towson

RPI	S	Opponent	Score
218	N	Delaware	5 0
220	N	Canisius	5 1
225	N	East Tenn. St.	5 7
226	H	Howard	5 2
227	N	Gardner-Webb	2 3
229	H	Drexel	7 0
229	H	Drexel	1 5
229	H	Drexel	7 0
233	H	Georgetown	9 4
241	H	Coppin St.	8 0
241	H	Coppin St.	0 2
246	H	Mt. St. Mary's	3 0
246	H	Mt. St. Mary's	12 0
257	A	UNC Wilmington	0 1
257	A	UNC Wilmington	12 1
257	A	UNC Wilmington	2 3
263	N	Western Caro.	3 4

 Tie,
 Loss,
 Non-Conf,
 S Site, H Home, A Away, N Neutral

Page 292

Average RPI Win:	186	WON-LOST RECORD	WINNING PCT. RANK	LAST 10 GAMES	STRENGTH OF SCHEDULE	OPP. STRENGTH OF SCHEDULE	TEAM RPI	ADJ RPI	CONF. RPI	ADJ CONF. RPI				
DIV. I ONLY		24-28-0	.46154	166	6-4-0	203	153	179	.46755	179	19	18		
DIV. I NON-CONF.		10-11-0	.47619	146	1-1-0	253	89	196	.46328	193	21	20		
<hr/>														
TOTALS	RPI 1-25	RPI 26-50		W-L RECORDS		RPI 51-100		RPI 101-150		RPI 150+				
24-28-0	0-2-0	1-2-0		OVERALL		3-6-0		4-11-0		16-7-0				
10-7-0	0-0-0	0-0-0		HOME		0-3-0		1-2-0		9-2-0				
11-13-0	0-0-0	1-2-0		AWAY		2-1-0		2-5-0		6-5-0				
3-8-0	0-2-0	0-0-0		NEUTRAL		1-2-0		1-4-0		1-0-0				
10-11-0	0-2-0	1-2-0		NON-CONFERENCE		1-1-0		2-5-0		6-1-0				
5-1-0	0-0-0	0-0-0		HOME		0-0-0		1-1-0		4-0-0				
3-4-0	0-0-0	1-0-		AWAY		0-0-0		1-1-0		1-1-0				
2-6-0	0-2-0	0-0-0		NEUTRAL		1-1-0		0-3-0		1-0-0				
14-17-0	0-0-0	0-0-0		CONFERENCE		2-5-0		2-6-0		10-6-0				
5-6-0	0-0-0	0-0-0		HOME		0-3-0		0-1-0		5-2-0				
8-9-0	0-0-0	0-0-0		AWAY		2-1-0		1-4-0		5-4-0				
1-2-0	0-0-0	0-0-0		NEUTRAL		0-1-0		1-1-0		0-0-0				
RPI	S	Opponent	Score		RPI	S	Opponent	Score		RPI	S	Opponent	Score	
5	N	California	0	8	28	A	Auburn	2	14	67	N	Iowa	7	2
16	N	Stanford	2	14	38	A	UAB	2	0	75	H	Eastern Ill.	0	5
					38	A	UAB	0	4	75	H	Eastern Ill.	0	4
										75	H	Eastern Ill.	2	5
										76	A	Jacksonville St.	3	4
										76	A	Jacksonville St.	7	5
										76	A	Jacksonville St.	6	3
										76	N	Jacksonville St.	1	6
										77	N	Oregon St.	3	7

Non-Div. I Games:

Murray St.

M
u
r
r
a
y
s
t
.

M
u
r
r
a
y
s
t
.

Murray St.

Average RPI Win:		190	WON-LOST RECORD		WINNING PCT. RANK	LAST 10 GAMES		STRENGTH OF SCHEDULE		OPP. STRENGTH OF SCHEDULE	TEAM RPI	ADJ RPI	CONF. RPI	ADJ CONF. RPI											
Average RPI Loss:		115																							
DIV. I ONLY			20-24-0		.45455	168	7-3-0		188		164	176	.46605	180	27	27									
DIV. I NON-CONF.			7-15-0		.31818	224	0-0-0		50		43	135	.49509	132	26	26									
TOTALS		RPI 1-25		RPI 26-50		W-L RECORDS		RPI 51-100		RPI 101-150		RPI 150+													
20-24-0		0-4-0		1-5-0		OVERALL		1-2-0		5-2-0		13-11-0													
9-11-0		0-1-0		0-0-0		HOME		1-1-0		4-2-0		4-7-0													
6-8-0		0-1-0		0-4-0		AWAY		0-0-0		0-0-0		6-3-0													
5-5-0		0-2-0		1-1-0		NEUTRAL		0-1-0		1-0-0		3-1-0													
7-15-0		0-4-0		1-5-0		NON-CONFERENCE		1-2-0		2-1-0		3-3-0													
2-4-0		0-1-0		0-0-0		HOME		1-1-0		1-1-0		0-1-0													
0-6-0		0-1-0		0-0-		AWAY		0-0-0		0-0-0		0-1-0													
5-5-0		0-2-0		1-1-0		NEUTRAL		0-1-0		1-0-0		3-1-0													
13-9-0		0-0-0		0-0-0		CONFERENCE		0-0-0		3-1-0		10-8-0													
7-7-0		0-0-0		0-0-0		HOME		0-0-0		3-1-0		4-6-0													
6-2-0		0-0-0		0-0-0		AWAY		0-0-0		0-0-0		6-2-0													
0-0-0		0-0-0		0-0-0		NEUTRAL		0-0-0		0-0-0		0-0-0													
RPI	S	Opponent		Score		RPI	S	Opponent		Score		RPI	S	Opponent		Score									
5	H	California		0	4	35	A	Long Beach St.		1	2	53	H	Pacific		2	0								
12	N	Washington		4	7	36	A	Fresno St.		4	5	53	H	Pacific		0	3								
16	A	Stanford		1	9	36	A	Fresno St.		4	7	53	N	Pacific		1	8								
19	N	UCLA		3	5	37	N	BYU		5	3														
						41	A	San Diego St.		2	4														
						41	N	San Diego St.		2	7														
						LAST 10 GAMES																			
						259 A Cal St. Bakersfield						9	3	267 A Santa Clara						4	1				
						259 A Cal St. Bakersfield						12	3	267 A Santa Clara						4	0				
						259 A Cal St. Bakersfield						2	4	267 A Santa Clara						4	3				
						259 A Cal St. Bakersfield						5	6	123 H Loyola Marymount						4	5				
						267 A Santa Clara						5	2	123 H Loyola Marymount						1	0				
																		258 H Idaho St.						2	5
																		259 A Cal St. Bakersfield						2	4
																		259 A Cal St. Bakersfield						12	3
																		259 A Cal St. Bakersfield						5	6
																		259 A Cal St. Bakersfield						9	3
																		267 A Santa Clara						5	2

Non-Div. I Games:

Sacramento St.

RPI	S	Opponent	Score	
267	A	Santa Clara	4	1
267	A	Santa Clara	4	3
267	A	Santa Clara	4	0
273	H	Weber St.	5	2

Sacramento St.

S
a
c
r
a
m
e
n
t
o
s
t
.

S
a
c
r
a
m
e
n
t
o
s
t
.

Average RPI Win: 210		WON-LOST	WINNING	LAST 10	STRENGTH OF		OPP. STRENGTH	TEAM	ADJ	CONF.	ADJ CONF.
Average RPI Loss: 108		RECORD	PCT. RANK	GAMES	SCHEDULE		OF SCHEDULE	RPI	RPI	RPI	RPI
DIV. I ONLY		19-27-0	.41304	191	4-6-0		170	144	183	.46465	181
DIV. I NON-CONF.		5-17-0	.22727	256	1-5-0		68	33	188	.46754	183
TOTALS		RPI 1-25	RPI 26-50		W-L RECORDS		RPI 51-100		RPI 101-150		RPI 150+
19-27-0		0-4-0	0-3-0		OVERALL		0-4-0		5-9-0		14-7-0
10-6-0		0-0-0	0-0-0		HOME		0-1-0		2-3-0		8-2-0
7-17-0		0-4-0	0-3-0		AWAY		0-2-0		2-3-0		5-5-0
2-4-0		0-0-0	0-0-0		NEUTRAL		0-1-0		1-3-0		1-0-0
5-17-0		0-4-0	0-3-0		NON-CONFERENCE		0-4-0		3-5-0		2-1-0
1-3-0		0-0-0	0-0-0		HOME		0-1-0		1-1-0		0-1-0
2-10-0		0-4-0	0-0-		AWAY		0-2-0		1-1-0		1-0-0
2-4-0		0-0-0	0-0-0		NEUTRAL		0-1-0		1-3-0		1-0-0
14-10-0		0-0-0	0-0-0		CONFERENCE		0-0-0		2-4-0		12-6-0
9-3-0		0-0-0	0-0-0		HOME		0-0-0		1-2-0		8-1-0
5-7-0		0-0-0	0-0-0		AWAY		0-0-0		1-2-0		4-5-0
0-0-0		0-0-0	0-0-0		NEUTRAL		0-0-0		0-0-0		0-0-0
RPI S	Opponent	Score	RPI S	Opponent	Score	RPI S	Opponent	Score	RPI S	Opponent	Score
1 A	Arizona St.	0 10	28 A	Auburn	1 8	67 H	Iowa	2 10	101 A	UNLV	9 6
1 A	Arizona St.	4 12	43 A	Illinois	2 3	70 A	Iowa St.	0 17	102 H	North Dakota St.	1 4
4 A	Missouri	2 7	43 A	Illinois	0 2	70 A	Iowa St.	1 9	102 H	North Dakota St.	15 3
4 A	Missouri	0 5				87 N	Valparaiso	4 9	102 H	North Dakota St.	2 7
									103 A	Ohio	3 4
									112 N	Campbell	5 2
									117 A	UMKC	10 1
									117 A	UMKC	2 3
									117 A	UMKC	0 5
									119 N	McNeese St.	0 8
									124 H	Northern Ill.	11 1
									124 H	Northern Ill.	7 10
									144 N	Creighton	0 8
									144 N	Creighton	0 1
									156 A	IPFW	1 2
									156 A	IPFW	3 4
									156 A	IPFW	6 3
									193 H	Wichita St.	11 18
									210 A	Southern Utah	9 10
									210 A	Southern Utah	11 7
									210 A	Southern Utah	6 8
									235 A	Bradley	7 0
									244 A	South Dakota St.	6 3
									244 A	South Dakota St.	3 0
									244 A	South Dakota St.	7 9
									245 H	IUPUI	4 0
									245 H	IUPUI	10 9
LAST 10 GAMES			43 A	Illinois	2 3	244 A	South Dakota St.	6 3	244 A	South Dakota St.	6 3
			43 A	Illinois	0 2	244 A	South Dakota St.	3 0	244 A	South Dakota St.	3 0
			4 A	Missouri	0 5	124 H	Northern Ill.	7 10	244 A	South Dakota St.	7 9
			4 A	Missouri	2 7	124 H	Northern Ill.	11 1	245 H	IUPUI	4 0
			244 A	South Dakota St.	7 9	277 H	Centenary (LA)	12 3	245 H	IUPUI	10 9

Non-Div. I Games:

Western Ill.

Western Illinois.

Western Illinois.

Western Ill.

[illegible]

Non-Div. I Games:

Coastal Caro.

RPI	S	Opponent	Score	
227	H	Gardner-Webb	7	8
227	H	Gardner-Webb	11	3
233	H	Georgetown	5	1
233	H	Georgetown	4	1
257	H	UNC Wilmington	3	0
257	H	UNC Wilmington	9	0
263	H	Western Caro.	3	7
266	H	Rhode Island	4	0
270	H	Bucknell	2	0
270	H	Bucknell	4	1

Coastal Caro.

C
o
a
s
t
a
l
C
a
r
o
.

C
o
a
s
t
a
l
C
a
r
o
.

Average RPI Win:	173	WON-LOST	WINNING	LAST 10	STRENGTH OF	OPP. STRENGTH	TEAM	ADJ	CONF.	ADJ CONF.					
Average RPI Loss:	92	RECORD	PCT. RANK	GAMES	SCHEDULE	OF SCHEDULE	RPI	RPI	RPI	RPI					
DIV. I ONLY		17-39-0	.30357	242	5-5-0	99	97	192	.46193	183	11	11			
DIV. I NON-CONF.		9-22-0	.29032	234	0-0-0	99	109	193	.46477	188	11	11			
<hr/>															
TOTALS	RPI 1-25	RPI 26-50		W-L RECORDS		RPI 51-100		RPI 101-150		RPI 150+					
17-39-0	0-6-0	1-8-0		OVERALL		1-11-0		4-5-0		11-9-0					
3-10-0	0-2-0	0-3-0		HOME		1-2-0		1-1-0		1-2-0					
7-17-0	0-4-0	1-4-0		AWAY		0-5-0		1-0-0		5-4-0					
7-12-0	0-0-0	0-1-0		NEUTRAL		0-4-0		2-4-0		5-3-0					
9-22-0	0-6-0	0-1-0		NON-CONFERENCE		0-5-0		4-5-0		5-5-0					
1-3-0	0-2-0	0-0-0		HOME		0-0-0		1-1-0		0-0-0					
2-8-0	0-4-0	0-0-		AWAY		0-2-0		1-0-0		1-2-0					
6-11-0	0-0-0	0-1-0		NEUTRAL		0-3-0		2-4-0		4-3-0					
8-17-0	0-0-0	1-7-0		CONFERENCE		1-6-0		0-0-0		6-4-0					
2-7-0	0-0-0	0-3-0		HOME		1-2-0		0-0-0		1-2-0					
5-9-0	0-0-0	1-4-0		AWAY		0-3-0		0-0-0		4-2-0					
1-1-0	0-0-0	0-0-0		NEUTRAL		0-1-0		0-0-0		1-0-0					
RPI	S	Opponent	Score	RPI	S	Opponent	Score	RPI	S	Opponent	Score				
9	H	Baylor	0 11	36	A	Fresno St.	2 0	55	H	Hawaii	0 6	109	N	Butler	3 2
9	H	Baylor	0 9	36	A	Fresno St.	0 1	55	H	Hawaii	1 0	109	N	Butler	3 5
14	A	Texas A&M	0 11	36	H	Fresno St.	0 2	55	H	Hawaii	0 4	119	H	McNeese St.	2 1
14	A	Texas A&M	1 3	36	H	Fresno St.	1 10	62	N	Purdue	3 7	121	N	Texas-Arlington	1 5
24	A	LSU	2 10	36	H	Fresno St.	1 2	64	N	Southern Ill.	7 8	121	N	Texas-Arlington	7 6
24	A	LSU	1 9	41	N	San Diego St.	3 11	66	N	South Ala.	0 8	128	N	Western Ky.	3 4
				50	A	New Mexico St.	2 3	69	A	Mississippi St.	2 3	128	N	Western Ky.	6 8
				50	A	New Mexico St.	4 5	79	A	Boise St.	0 8	148	A	Northwestern St.	4 2
				50	A	New Mexico St.	1 7	79	A	Boise St.	3 11	148	H	Northwestern St.	0 3
								79	A	Boise St.	2 6	157	A	Ole Miss	6 4
								79	N	Boise St.	2 3	157	N	Ole Miss	0 8
								92	A	North Texas	2 3	165	N	Southeast Mo. St.	4 5
												188	N	UTEP	9 13
												189	A	Nevada	2 5
												189	A	Nevada	3 1
												189	A	Nevada	12 4
												191	A	Southeastern La.	2 3
												191	A	Southeastern La.	2 3
												205	H	San Jose St.	3 5
												205	H	San Jose St.	1 4
												205	H	San Jose St.	2 1
												219	N	Bowling Green	4 1
												219	N	Bowling Green	5 4
												224	N	Mississippi Val.	2 0
												224	N	Mississippi Val.	7 1
												240	A	Utah St.	7 1
												240	A	Utah St.	13 6
				LAST 10 GAMES											
				36	A	Fresno St.	0 1	240	A	Utah St.	13 6	219	N	Bowling Green	5 4
				240	N	Utah St.	4 1	240	A	Utah St.	7 1	224	N	Mississippi Val.	2 0
				79	N	Boise St.	2 3	205	H	San Jose St.	3 5	224	N	Mississippi Val.	7 1
				36	A	Fresno St.	2 0	205	H	San Jose St.	1 4	240	A	Utah St.	7 1
				240	A	Utah St.	10 11	205	H	San Jose St.	2 1	240	A	Utah St.	13 6

Non-Div. I Games:

Louisiana Tech

RPI	S	Opponent	Score	
240	A	Utah St.	10	11
240	N	Utah St.	4	1

Louisiana Tech

L
o
u
i
s
i
a
n
a
T
e
c
h

L
o
u
i
s
i
a
n
a
T
e
c
h

[illegible]

Non-Div. I Games:

Niagara

Niagara

[illegible]

Non-Div. I Games:

Akron

RPI	S	Opponent	Score	
219	A	Bowling Green	3	7
220	N	Canisius	10	3
222	A	Winthrop	1	9
225	N	East Tenn. St.	6	3
230	N	Jackson St.	4	3
243	N	Southern U.	9	8
254	A	Toledo	7	5
254	A	Toledo	13	3
261	H	St. Francis (PA)	7	6
261	H	St. Francis (PA)	5	0
270	N	Bucknell	8	6
279	N	Lafayette	7	2
281	N	St. Peter's	12	1

Akron

A
k
r
o
n

A
k
r
o
n

[illegible]

Non-Div. I Games:

Stetson

RPI	S	Opponent	Score	
244	H	South Dakota St.	10	2
247	H	Belmont	5	10
247	H	Belmont	3	1
252	H	Tennessee St.	1	0
252	H	Tennessee St.	3	0

Stetson

S
t
e
t
s
o
n

S
t
e
t
s
o
n

Average RPI Win: 207		WON-LOST RECORD	WINNING PCT. RANK	LAST 10 GAMES	STRENGTH OF SCHEDULE	OPP. STRENGTH OF SCHEDULE	TEAM RPI	ADJ RPI	CONF. RPI	ADJ CONF. RPI		
Average RPI Loss: 132												
DIV. I ONLY		22-26-0	.45833 167	6-4-0	208	194	187	.46095 187	21	20		
DIV. I NON-CONF.		11-16-0	.40741 186	3-0-0	216	208	213	.44989 209	20	19		
<hr/>												
TOTALS		RPI 1-25		RPI 26-50		W-L RECORDS		RPI 51-100		RPI 101-150		RPI 150+
22-26-0		0-0-0		1-4-0		OVERALL		1-3-0		3-10-0		17-9-0
8-10-0		0-0-0		0-0-0		HOME		0-1-0		0-2-0		8-7-0
8-11-0		0-0-0		1-4-0		AWAY		1-1-0		3-6-0		3-0-0
6-5-0		0-0-0		0-0-0		NEUTRAL		0-1-0		0-2-0		6-2-0
11-16-0		0-0-0		0-3-0		NON-CONFERENCE		0-0-0		1-7-0		10-6-0
4-7-0		0-0-0		0-0-0		HOME		0-0-0		0-2-0		4-5-0
2-7-0		0-0-0		0-0-		AWAY		0-0-0		1-4-0		1-0-0
5-2-0		0-0-0		0-0-0		NEUTRAL		0-0-0		0-1-0		5-1-0
11-10-0		0-0-0		1-1-0		CONFERENCE		1-3-0		2-3-0		7-3-0
4-3-0		0-0-0		0-0-0		HOME		0-1-0		0-0-0		4-2-0
6-4-0		0-0-0		1-1-0		AWAY		1-1-0		2-2-0		2-0-0
1-3-0		0-0-0		0-0-0		NEUTRAL		0-1-0		0-1-0		1-1-0
RPI S	Opponent	Score	RPI S	Opponent	Score	RPI S	Opponent	Score	RPI S	Opponent	Score	
			31 A	Texas Tech	0 8	58 H	Massachusetts	1 9	109 H	Butler	1 4	
			31 A	Texas Tech	0 11	88 A	St. Joseph's	0 3	109 H	Butler	1 2	
			31 A	Texas Tech	0 10	88 A	St. Joseph's	8 4	114 A	Ball St.	1 15	
			40 A	Fordham	1 4	88 N	St. Joseph's	3 6	114 A	Ball St.	2 10	
			40 A	Fordham	3 1				120 N	Appalachian St.	8 11	
									129 A	St. Louis	4 0	
									129 A	St. Louis	0 8	
									135 A	Temple	5 10	
									135 A	Temple	13 4	
									135 N	Temple	5 9	
									140 A	Elon	0 4	
									140 A	Elon	0 5	
									141 A	Ohio St.	6 4	
									151 H	Charlotte	5 4	
									151 H	Charlotte	0 2	
									174 H	Wright St.	1 9	
									174 H	Wright St.	1 9	
									200 H	Eastern Ky.	5 3	
									200 H	Eastern Ky.	8 7	
									201 H	Morehead St.	1 6	
									201 H	Morehead St.	2 14	
									202 N	Seton Hall	1 4	
									226 N	Howard	10 3	
									226 N	Howard	7 1	
									227 N	Gardner-Webb	8 4	
									227 N	Gardner-Webb	4 3	
									227 N	Gardner-Webb	3 2	
LAST 10 GAMES												
			88 N	St. Joseph's	3 6	151 H	Charlotte	5 4				
			135 N	Temple	5 9	151 H	Charlotte	0 2				
			141 A	Ohio St.	6 4	40 A	Fordham	3 1				
			200 H	Eastern Ky.	5 3	40 A	Fordham	1 4				
			200 H	Eastern Ky.	8 7	275 A	La Salle	5 1				

Non-Div. I Games:

Dayton

RPI	S	Opponent	Score	
238	H	George Washington	4	5
238	H	George Washington	10	9
242	N	St. Bonaventure	11	5
242	N	St. Bonaventure	8	11
245	H	IUPUI	0	3
245	H	IUPUI	6	3
257	A	UNC Wilmington	4	0
265	H	Morgan St.	8	7
266	H	Rhode Island	2	1
266	H	Rhode Island	12	0
275	A	La Salle	5	1
275	A	La Salle	2	1

D
a
y
t
o
n

D
a
y
t
o
n

U
T
E
P

UTEP				Through Games Of Final									
Average RPI Win: 192		WON-LOST RECORD	WINNING PCT. RANK	LAST 10 GAMES		STRENGTH OF SCHEDULE	OPP. STRENGTH OF SCHEDULE	TEAM RPI	ADJ RPI		CONF. RPI	ADJ CONF. RPI	
Average RPI Loss: 88													
DIV. I ONLY		16-37-1	.30556	240	0-9-1	93	117	191	.45962	188	6	6	
DIV. I NON-CONF.		15-15-0	.5	127	0-0-0	163	226	147	.48645	148	6	6	
TOTALS		RPI 1-25	RPI 26-50		W-L RECORDS	RPI 51-100		RPI 101-150		RPI 150+			
16-37-1	0-5-0	0-14-0		OVERALL		2-5-0		2-4-1		12-9-0			
10-19-0	0-5-0	0-10-0		HOME		1-0-0		1-1-0		8-3-0			
3-14-1	0-0-0	0-4-0		AWAY		1-4-0		0-3-1		2-3-0			
3-4-0	0-0-0	0-0-0		NEUTRAL		0-1-0		1-0-0		2-3-0			
15-15-0	0-2-0	0-2-0		NON-CONFERENCE		1-3-0		2-2-0		12-6-0			
10-7-0	0-2-0	0-1-0		HOME		1-0-0		1-1-0		8-3-0			
2-4-0	0-0-0	0-0-		AWAY		0-2-0		0-1-0		2-0-0			
3-4-0	0-0-0	0-0-0		NEUTRAL		0-1-0		1-0-0		2-3-0			
1-22-1	0-3-0	0-12-0		CONFERENCE		1-2-0		0-2-1		0-3-0			
0-12-0	0-3-0	0-9-0		HOME		0-0-0		0-0-0		0-0-0			
1-10-1	0-0-0	0-3-0		AWAY		1-2-0		0-2-1		0-3-0			
0-0-0	0-0-0	0-0-0		NEUTRAL		0-0-0		0-0-0		0-0-0			
RPI S	Opponent	Score	RPI S	Opponent	Score	RPI S	Opponent	Score	RPI S	Opponent	Score		
20 H	Houston	3 13	27 H	Tulsa	0 2	73 H	Texas St.	5 4	106 H	New Mexico	10 3		
20 H	Houston	2 10	27 H	Tulsa	0 4	76 A	Jacksonville St.	1 3	106 H	New Mexico	4 10		
20 H	Houston	0 15	27 H	Tulsa	0 9	86 N	Drake	0 8	108 A	UNI	2 3		
21 H	Nebraska	0 16	33 H	East Carolina	2 6	90 A	UCF	1 2	121 N	Texas-Arlington	6 1		
21 H	Nebraska	0 8	33 H	East Carolina	0 6	90 A	UCF	3 2	146 A	Marshall	0 1		
			33 H	East Carolina	0 1	90 A	UCF	0 6	146 A	Marshall	1 5		
			38 A	UAB	0 8	92 A	North Texas	0 7	146 A	Marshall	8 8		
			38 A	UAB	1 3				157 N	Ole Miss	4 6		
			38 A	UAB	4 11				171 A	Southern Miss.	0 10		
			44 H	Memphis	3 13				171 A	Southern Miss.	0 8		
			44 H	Memphis	3 5				171 A	Southern Miss.	10 11		
			44 H	Memphis	6 15				171 H	Houston Baptist	3 6		
			50 A	New Mexico St.	0 1				171 H	Houston Baptist	2 10		
			50 H	New Mexico St.	6 8				171 H	Houston Baptist	10 1		
									183 N	Louisiana Tech	13 9		
									193 N	Wichita St.	3 11		
									199 H	Marist	12 4		
									199 H	Marist	1 5		
									199 H	Marist	9 8		
									199 H	Marist	11 2		
									235 A	Bradley	15 7		
									235 H	Bradley	7 6		
									249 H	Northern Colo.	6 2		
									249 H	Northern Colo.	12 1		
									256 A	North Dakota	6 5		
									256 H	North Dakota	13 9		
									256 N	North Dakota	8 5		
			LAST 10 GAMES										
			27 H	Tulsa	0 4	146 A	Marshall	1 5					
			27 H	Tulsa	0 9	33 H	East Carolina	2 6					
			27 H	Tulsa	0 2	33 H	East Carolina	0 6					
			146 A	Marshall	8 8	33 H	East Carolina	0 1					
			146 A	Marshall	0 1	171 A	Southern Miss.	0 8					

U
T
E
P

Non-Div. I Games:

UTEP

RPI	S	Opponent	Score
268	N	South Dakota	2 10

Average RPI Win: 139		WON-LOST	WINNING	LAST 10	STRENGTH OF		OPP. STRENGTH	TEAM	ADJ	CONF.	ADJ CONF.
Average RPI Loss: 97		RECORD	PCT. RANK	GAMES	SCHEDULE		OF SCHEDULE	RPI	RPI	RPI	RPI
DIV. I ONLY		13-34-0	.2766	249	3-7-0		85	92	197	.45952	189
DIV. I NON-CONF.		9-17-0	.34615	214	0-0-0		74	88	144	.49255	136
TOTALS		RPI 1-25	RPI 26-50		W-L RECORDS		RPI 51-100		RPI 101-150		RPI 150+
13-34-0		1-3-0	1-9-0		OVERALL		0-10-0		4-3-0		7-9-0
7-11-0		0-0-0	0-4-0		HOME		0-1-0		2-0-0		5-6-0
4-11-0		0-0-0	1-2-0		AWAY		0-6-0		1-0-0		2-3-0
2-12-0		1-3-0	0-3-0		NEUTRAL		0-3-0		1-3-0		0-0-0
9-17-0		1-3-0	0-4-0		NON-CONFERENCE		0-4-0		4-3-0		4-3-0
6-3-0		0-0-0	0-1-0		HOME		0-1-0		2-0-0		4-1-0
1-2-0		0-0-0	0-0-		AWAY		0-0-0		1-0-0		0-2-0
2-12-0		1-3-0	0-3-0		NEUTRAL		0-3-0		1-3-0		0-0-0
4-17-0		0-0-0	1-5-0		CONFERENCE		0-6-0		0-0-0		3-6-0
1-8-0		0-0-0	0-3-0		HOME		0-0-0		0-0-0		1-5-0
3-9-0		0-0-0	1-2-0		AWAY		0-6-0		0-0-0		2-1-0
0-0-0		0-0-0	0-0-0		NEUTRAL		0-0-0		0-0-0		0-0-0
RPI S	Opponent	Score	RPI S	Opponent	Score	RPI S	Opponent	Score	RPI S	Opponent	Score
16 N	Stanford	2 10	26 N	Syracuse	3 4	55 A	Hawaii	1 8	101 A	UNLV	9 6
18 N	Oregon	4 12	29 H	DePaul	2 3	55 A	Hawaii	1 3	106 H	New Mexico	12 5
18 N	Oregon	0 10	30 N	Indiana	2 10	55 A	Hawaii	4 5	120 N	Appalachian St.	4 2
21 N	Nebraska	5 1	36 A	Fresno St.	8 4	60 H	FIU	1 10	124 H	Northern Ill.	9 1
			36 A	Fresno St.	3 7	63 N	Northwestern	4 8	134 N	Portland St.	3 6
			36 A	Fresno St.	0 5	79 A	Boise St.	10 11	134 N	Portland St.	0 8
			40 N	Fordham	2 6	79 A	Boise St.	3 8	147 N	Cal St. Northridge	8 9
			50 H	New Mexico St.	9 12	79 A	Boise St.	0 13	158 A	UC Davis	1 5
			50 H	New Mexico St.	2 10	94 N	Utah	8 12	158 A	UC Davis	4 5
			50 H	New Mexico St.	7 12	94 N	Utah	0 10	166 H	Boston College	9 0
									166 H	Boston College	4 11
									166 H	Boston College	14 13
									166 H	Boston College	9 8
									183 H	Louisiana Tech	4 12
									183 H	Louisiana Tech	5 2
									183 H	Louisiana Tech	1 3
									205 A	San Jose St.	1 0
									205 A	San Jose St.	8 5
									205 A	San Jose St.	4 12
									211 H	St. Mary's (CA)	5 2
									240 H	Utah St.	3 13
									240 H	Utah St.	1 8
									240 H	Utah St.	1 8
			LAST 10 GAMES								
			36 A	Fresno St.	0 5	240 H	Utah St.	3 13			
			36 A	Fresno St.	8 4	205 A	San Jose St.	4 12			
			36 A	Fresno St.	3 7	205 A	San Jose St.	1 0			
			240 H	Utah St.	1 8	205 A	San Jose St.	8 5			
			240 H	Utah St.	1 8	50 H	New Mexico St.	9 12			

Non-Div. I Games:

Nevada

[illegible]

Non-Div. I Games:

Dartmouth

RPI	S	Opponent	Score	
237	H	Brown	8	0
237	H	Brown	20	3
239	A	Columbia	1	0
239	A	Columbia	9	4
261	N	St. Francis (PA)	5	13

Dartmouth

D
a
r
t
m
o
u
t
h

D
a
r
t
m
o
u
t
h

Average RPI Win:		185	WON-LOST RECORD		WINNING PCT. RANK		LAST 10 GAMES		STRENGTH OF SCHEDULE		OPP. STRENGTH OF SCHEDULE		TEAM RPI		ADJ RPI		CONF. RPI		ADJ CONF. RPI	
DIV. I ONLY			22-30-0		.42308 187		3-7-0		191		186		193		.45704 191		14		14	
DIV. I NON-CONF.			11-11-0		.5 127		1-0-0		208		253		183		.46776 182		14		14	
TOTALS		RPI 1-25		RPI 26-50		W-L RECORDS		RPI 51-100		RPI 101-150		RPI 150+								
22-30-0		0-1-0		0-1-0		OVERALL		2-9-0		6-11-0		14-8-0								
16-10-0		0-0-0		0-0-0		HOME		2-2-0		3-6-0		11-2-0								
5-17-0		0-1-0		0-0-0		AWAY		0-7-0		2-4-0		3-5-0								
1-3-0		0-0-0		0-1-0		NEUTRAL		0-0-0		1-1-0		0-1-0								
11-11-0		0-1-0		0-1-0		NON-CONFERENCE		0-2-0		3-2-0		8-5-0								
8-3-0		0-0-0		0-0-0		HOME		0-1-0		2-1-0		6-1-0								
2-5-0		0-1-0		0-0-		AWAY		0-1-0		0-0-0		2-3-0								
1-3-0		0-0-0		0-1-0		NEUTRAL		0-0-0		1-1-0		0-1-0								
11-19-0		0-0-0		0-0-0		CONFERENCE		2-7-0		3-9-0		6-3-0								
8-7-0		0-0-0		0-0-0		HOME		2-1-0		1-5-0		5-1-0								
3-12-0		0-0-0		0-0-0		AWAY		0-6-0		2-4-0		1-2-0								
0-0-0		0-0-0		0-0-0		NEUTRAL		0-0-0		0-0-0		0-0-0								
RPI	S	Opponent		Score		RPI	S	Opponent		Score		RPI	S	Opponent		Score				
24	A	LSU		0 9		45	N	Chattanooga		0 9		57	A	A&M-Corpus Christi		0 16				
												57	A	A&M-Corpus Christi		3 11				
												57	A	A&M-Corpus Christi		1 6				
												66	A	South Ala.		1 7				
												66	H	South Ala.		2 10				
												73	A	Texas St.		1 12				
												73	A	Texas St.		3 5				
												73	A	Texas St.		4 6				
												89	H	UTSA		0 8				
												89	H	UTSA		4 1				
												89	H	UTSA		7 1				
												117	H	UMKC		3 5				
												119	H	McNeese St.		3 9				
												119	H	McNeese St.		2 11				
												119	H	McNeese St.		2 5				
												121	H	Texas-Arlington		0 3				
												121	H	Texas-Arlington		0 8				
												121	H	Texas-Arlington		5 1				
												129	H	St. Louis		10 8				
												133	H	UT Martin		4 2				
												133	N	UT Martin		7 5				
												141	N	Ohio St.		3 4				
												148	A	Northwestern St.		2 3				
												148	A	Northwestern St.		5 2				
												148	A	Northwestern St.		0 1				
												149	A	Sam Houston St.		3 2				
												149	A	Sam Houston St.		3 4				
												149	A	Sam Houston St.		1 9				
												171	A	Southern Miss.		9 5				
												183	H	Louisiana Tech		3 2				
												183	H	Louisiana Tech		3 2				
												185	H	Akron		1 5				
												194	H	Stephen F. Austin		5 2				
												194	H	Stephen F. Austin		0 7				
												194	H	Stephen F. Austin		9 5				
												197	A	Nicholls St.		5 4				
												197	A	Nicholls St.		4 8				
												197	A	Nicholls St.		0 8				
												197	A	Nicholls St.		0 8				
												197	A	Nicholls St.		0 8				
												197	A	Nicholls St.		0 8				
												197	A	Nicholls St.		0 8				
												197	A	Nicholls St.		0 8				
												197	A	Nicholls St.		0 8				
												197	A	Nicholls St.		0 8				
												197	A	Nicholls St.		0 8				
												197	A	Nicholls St.		0 8				
												197	A	Nicholls St.		0 8				
												197	A	Nicholls St.		0 8				
												197	A	Nicholls St.		0 8				
												197	A	Nicholls St.		0 8				
												197	A	Nicholls St.		0 8				
												197	A	Nicholls St.		0 8				
												197	A	Nicholls St.		0 8				
												197	A	Nicholls St.		0 8				
												197	A	Nicholls St.		0 8				
												197	A	Nicholls St.		0 8				
												197	A	Nicholls St.		0 8				
												197	A	Nicholls St.		0 8				
												197	A	Nicholls St.		0 8				
												197	A	Nicholls St.		0 8				
												197	A	Nicholls St.		0 8				
												197	A	Nicholls St.		0 8				
												197	A	Nicholls St.		0 8				
												197	A	Nicholls St.		0 8				
												197	A	Nicholls St.		0 8				
												197	A	Nicholls St.		0 8				
												197	A	Nicholls St.		0 8				
												197	A	Nicholls St.		0 8				
												197	A	Nicholls St.		0 8				
												197	A	Nicholls St.		0 8				
												197	A	Nicholls St.		0 8				
												197	A	Nicholls St.		0 8				
												197	A	Nicholls St.		0 8				
												197	A	Nicholls St.		0 8				
												197	A	Nicholls St.		0 8				
												197	A							

Non-Div. I Games:

Southeastern La.

RPI	S	Opponent	Score	
198	H	Central Ark.	4	2
198	H	Central Ark.	1	0
198	H	Central Ark.	6	4
224	A	Mississippi Val.	0	8
228	N	Evansville	3	10
230	A	Jackson St.	1	2
243	A	Southern U.	2	3
243	H	Southern U.	9	0
276	A	Alcorn St.	2	1
276	H	Alcorn St.	5	2
282	H	Ark.-Pine Bluff	8	0
282	H	Ark.-Pine Bluff	8	2

Southeastern La.

S
o
u
t
h
e
a
s
t
e
r
n
L
a
.

S
o
u
t
h
e
a
s
t
e
r
n
L
a
.

Average RPI Win:		244	WON-LOST RECORD		WINNING PCT. RANK		LAST 10 GAMES		STRENGTH OF SCHEDULE		OPP. STRENGTH OF SCHEDULE		TEAM RPI	ADJ RPI		CONF. RPI	ADJ CONF. RPI	
Average RPI Loss:		118																
DIV. I ONLY			26-26-0		.5	141	4-6-0		228		263		194	.45634		192	30	30
DIV. I NON-CONF.			17-20-0		.45946	157	0-1-0		195		234		185	.46867		180	31	31
TOTALS		RPI 1-25		RPI 26-50		W-L RECORDS		RPI 51-100		RPI 101-150		RPI 150+						
26-26-0		0-1-0		0-4-0		OVERALL		2-9-0		1-3-0		23-9-0						
12-3-0		0-0-0		0-2-0		HOME		1-0-0		0-0-0		11-1-0						
4-11-0		0-0-0		0-2-0		AWAY		1-3-0		0-2-0		3-4-0						
10-12-0		0-1-0		0-0-0		NEUTRAL		0-6-0		1-1-0		9-4-0						
17-20-0		0-1-0		0-4-0		NON-CONFERENCE		2-9-0		1-3-0		14-3-0						
4-2-0		0-0-0		0-2-0		HOME		1-0-0		0-0-0		3-0-0						
4-8-0		0-0-0		0-0-		AWAY		1-3-0		0-2-0		3-1-0						
9-10-0		0-1-0		0-0-0		NEUTRAL		0-6-0		1-1-0		8-2-0						
9-6-0		0-0-0		0-0-0		CONFERENCE		0-0-0		0-0-0		9-6-0						
8-1-0		0-0-0		0-0-0		HOME		0-0-0		0-0-0		8-1-0						
0-3-0		0-0-0		0-0-0		AWAY		0-0-0		0-0-0		0-3-0						
1-2-0		0-0-0		0-0-0		NEUTRAL		0-0-0		0-0-0		1-2-0						
RPI	S	Opponent		Score		RPI	S	Opponent		Score		RPI	S	Opponent		Score		
14	N	Texas A&M		0 8		48	A	Jacksonville		1 6		52	N	Virginia Tech		1 9		
						48	H	Jacksonville		2 9		56	A	South Fla.		3 10		
						49	A	Florida St.		5 8		66	N	South Ala.		2 8		
						49	H	Florida St.		2 9		76	N	Jacksonville St.		1 5		
												87	N	Valparaiso		1 9		
												90	A	UCF		1 5		
												90	H	UCF		5 4		
												97	A	Troy		0 2		
												97	A	Troy		6 0		
												100	N	Central Mich.		0 3		
												100	N	Central Mich.		7 8		

Non-Div. I Games:

Florida A&M

Florida A&M

Average RPI Win:		169	WON-LOST RECORD		WINNING PCT. RANK	LAST 10 GAMES	STRENGTH OF SCHEDULE		OPP. STRENGTH OF SCHEDULE	TEAM RPI	ADJ RPI	CONF. RPI	ADJ CONF. RPI
Average RPI Loss:		96											
DIV. I ONLY		20-37-0			.35088 219	4-6-0	166		85	198	.45626 193	13	13
DIV. I NON-CONF.		8-22-0			.26667 239	0-2-0	157		53	220	.44935 210	12	12
TOTALS		RPI 1-25	RPI 26-50		W-L RECORDS		RPI 51-100		RPI 101-150		RPI 150+		
20-37-0		1-3-0	1-4-0		OVERALL		2-14-0		5-12-0		11-4-0		
6-13-0		1-0-0	1-1-0		HOME		1-9-0		0-0-0		3-3-0		
8-16-0		0-3-0	0-3-0		AWAY		1-5-0		4-4-0		3-1-0		
6-8-0		0-0-0	0-0-0		NEUTRAL		0-0-0		1-8-0		5-0-0		
8-22-0		1-3-0	0-3-0		NON-CONFERENCE		0-7-0		1-9-0		6-0-0		
1-5-0		1-0-0	0-0-0		HOME		0-5-0		0-0-0		0-0-0		
1-10-0		0-3-0	0-0-0		AWAY		0-2-0		0-2-0		1-0-0		
6-7-0		0-0-0	0-0-0		NEUTRAL		0-0-0		1-7-0		5-0-0		
12-15-0		0-0-0	1-1-0		CONFERENCE		2-7-0		4-3-0		5-4-0		
5-8-0		0-0-0	1-1-0		HOME		1-4-0		0-0-0		3-3-0		
7-6-0		0-0-0	0-0-0		AWAY		1-3-0		4-2-0		2-1-0		
0-1-0		0-0-0	0-0-0		NEUTRAL		0-0-0		0-1-0		0-0-0		
RPI S	Opponent	Score	RPI S	Opponent	Score	RPI S	Opponent	Score	RPI S	Opponent	Score		
14 A	Texas A&M	1 7	27 A	Tulsa	1 4	51 H	Kansas	3 6	108 A	UNI	5 3		
14 A	Texas A&M	0 16	27 A	Tulsa	0 5	51 H	Kansas	3 11	108 A	UNI	6 10		
15 A	Oklahoma St.	1 10	31 A	Texas Tech	2 10	64 A	Southern Ill.	0 5	108 A	UNI	1 2		
15 H	Oklahoma St.	4 2	39 H	Illinois St.	1 10	64 A	Southern Ill.	0 3	110 A	UC Santa Barbara	3 4		
			39 H	Illinois St.	4 3	64 A	Southern Ill.	0 4	110 A	UC Santa Barbara	1 5		
						70 H	Iowa St.	5 10	121 N	Texas-Arlington	2 5		
						70 H	Iowa St.	2 7	121 N	Texas-Arlington	3 8		
						70 H	Iowa St.	2 10	121 N	Texas-Arlington	3 4		
						80 A	Missouri St.	4 1	124 N	Northern Ill.	4 6		
						80 H	Missouri St.	1 2	124 N	Northern Ill.	0 3		
						80 H	Missouri St.	3 5	125 N	St. John's (NY)	5 7		
						86 H	Drake	9 6	125 N	St. John's (NY)	10 6		
						86 H	Drake	3 8	128 N	Western Ky.	0 5		
						86 H	Drake	0 6	144 A	Creighton	14 1		
						92 A	North Texas	1 9	144 A	Creighton	6 5		
						92 A	North Texas	0 9	144 A	Creighton	3 2		
									144 N	Creighton	1 8		
									157 N	Ole Miss	3 2		
									181 A	Western Ill.	18 11		
									188 N	UTEP	11 3		
									228 H	Evansville	5 1		
									228 H	Evansville	12 4		
									228 H	Evansville	2 3		
									231 H	Indiana St.	10 2		
									231 H	Indiana St.	3 7		
									231 H	Indiana St.	3 9		
									235 A	Bradley	5 3		
			LAST 10 GAMES										
			144 N	Creighton	1 8	108 A	UNI	5 3	228 H	Evansville	2 3		
			235 A	Bradley	4 5	108 A	UNI	6 10	231 H	Indiana St.	10 2		
			235 A	Bradley	5 3	108 A	UNI	1 2	231 H	Indiana St.	3 7		
			235 A	Bradley	4 2	51 H	Kansas	3 6	231 H	Indiana St.	3 9		
			80 A	Missouri St.	4 1	51 H	Kansas	3 11	235 A	Bradley	5 3		

Non-Div. I Games:

Wichita St.

W
i
c
h
i
t
a
s
t
.

Which it as t

Wichita St.

[illegible]

Non-Div. I Games:

Stephen F. Austin

RPI	S	Opponent	Score	
200	N	Eastern Ky.	6	7
207	N	Maine	6	4
207	N	Maine	5	6
252	N	Tennessee St.	0	3
252	N	Tennessee St.	6	0

Stephen F. Austin

S
t
e
p
h
e
n
F
.
A
u
s
t
i
n

S
t
e
p
h
e
n
F
.
A
u
s
t
i
n

Average RPI Win: 244		WON-LOST	WINNING	LAST 10	STRENGTH OF		OPP. STRENGTH	TEAM	ADJ	CONF.	ADJ CONF.		
Average RPI Loss: 154		RECORD	PCT. RANK	GAMES	SCHEDULE		OF SCHEDULE	RPI	RPI	RPI	RPI		
DIV. I ONLY		32-19-0	.62745	65	7-3-0		277	267	184	.45571	195	30	30
DIV. I NON-CONF.		14-11-0	.56	102	0-0-0		257	215	178	.47144	178	31	31
TOTALS		RPI 1-25	RPI 26-50		W-L RECORDS		RPI 51-100		RPI 101-150		RPI 150+		
32-19-0		0-0-0	0-4-0		OVERALL		1-2-0		1-2-0		30-11-0		
13-2-0		0-0-0	0-0-0		HOME		0-0-0		1-0-0		12-2-0		
12-13-0		0-0-0	0-4-0		AWAY		1-1-0		0-2-0		11-6-0		
7-4-0		0-0-0	0-0-0		NEUTRAL		0-1-0		0-0-0		7-3-0		
14-11-0		0-0-0	0-4-0		NON-CONFERENCE		1-2-0		1-2-0		12-3-0		
7-0-0		0-0-0	0-0-0		HOME		0-0-0		1-0-0		6-0-0		
4-9-0		0-0-0	0-0-		AWAY		1-1-0		0-2-0		3-2-0		
3-2-0		0-0-0	0-0-0		NEUTRAL		0-1-0		0-0-0		3-1-0		
18-8-0		0-0-0	0-0-0		CONFERENCE		0-0-0		0-0-0		18-8-0		
6-2-0		0-0-0	0-0-0		HOME		0-0-0		0-0-0		6-2-0		
8-4-0		0-0-0	0-0-0		AWAY		0-0-0		0-0-0		8-4-0		
4-2-0		0-0-0	0-0-0		NEUTRAL		0-0-0		0-0-0		4-2-0		
RPI S	Opponent	Score	RPI S	Opponent	Score	RPI S	Opponent	Score	RPI S	Opponent	Score		
			32 A	Maryland	0 13	51 N	Kansas	0 8	127 H	Albany (NY)	2 0		
			32 A	Maryland	1 3	65 A	Virginia	5 3	142 A	North Florida	6 10		
			48 A	Jacksonville	0 2	65 A	Virginia	0 2	142 A	North Florida	0 6		
			48 A	Jacksonville	3 12				159 A	Bethune-Cookman	0 5		
									159 N	Bethune-Cookman	1 7		
									159 N	Bethune-Cookman	4 5		
									159 N	Bethune-Cookman	2 1		
									176 H	Colgate	4 2		
									178 A	Towson	3 4		
									192 N	Florida A&M	4 3		
									204 N	Siena	9 1		
									218 A	Delaware	12 2		
									218 A	Delaware	6 7		
									218 H	Delaware	8 1		
									226 A	Howard	1 6		
									226 A	Howard	4 3		
									226 A	Howard	4 1		
									232 N	Youngstown St.	2 3		
									241 H	Coppin St.	1 0		
									241 H	Coppin St.	1 0		
									241 H	Coppin St.	0 1		
									246 H	Mt. St. Mary's	4 3		
									246 H	Mt. St. Mary's	2 0		
									246 N	Mt. St. Mary's	11 1		
									264 A	Norfolk St.	1 2		
									264 A	Norfolk St.	5 0		
									265 A	Morgan St.	2 6		
LAST 10 GAMES			159 N	Bethune-Cookman	4 5	265 A	Morgan St.	2 6					
			159 N	Bethune-Cookman	1 7	265 A	Morgan St.	6 1					
			159 N	Bethune-Cookman	2 1	265 A	Morgan St.	11 4					
			192 N	Florida A&M	4 3	274 H	Hampton	12 1					
			288 N	South Carolina St.	10 4	274 H	Hampton	7 1					

Non-Div. I Games:

Delaware St.

Delaware St.

Through Games Of Final

RPI	S	Opponent	Score	
265	A	Morgan St.	11	4
265	A	Morgan St.	6	1
265	H	Morgan St.	10	4
274	H	Hampton	7	1
274	H	Hampton	12	1
274	H	Hampton	1	7
278	N	Alabama St.	17	5
286	A	N.C. Central	10	2
286	A	N.C. Central	16	8
286	H	N.C. Central	15	3
286	H	N.C. Central	14	0
288	N	South Carolina St.	10	4
288	N	South Carolina St.	12	1
289	A	Md.-East. Shore	12	1
289	A	Md.-East. Shore	13	3
289	A	Md.-East. Shore	10	0
289	H	Md.-East. Shore	8	0

Delaware St.

D
e
l
a
w
a
r
e
S
t
.

D
e
l
a
w
a
r
e
S
t
.

Fairleigh Dickinson

Fairleigh Dickinson

Average RPI Win:	190	WON-LOST RECORD	WINNING PCT. RANK	LAST 10 GAMES	STRENGTH OF SCHEDULE	OPP. STRENGTH OF SCHEDULE	TEAM RPI	ADJ RPI	CONF. RPI	ADJ CONF. RPI	
Average RPI Loss:	106										
DIV. I ONLY	15-37-0	.28846	244	6-4-0	95	145	205	.45358	197	14	14
DIV. I NON-CONF.	8-15-0	.34783	213	1-0-0	48	168	139	.49048	139	14	14
<hr/>											
TOTALS	RPI 1-25	RPI 26-50		W-L RECORDS		RPI 51-100		RPI 101-150		RPI 150+	
15-37-0	0-6-0	0-2-0		OVERALL		1-10-0		3-11-0		11-8-0	
6-11-0	0-1-0	0-0-0		HOME		1-5-0		2-3-0		3-2-0	
4-19-0	0-2-0	0-2-0		AWAY		0-4-0		1-6-0		3-5-0	
5-7-0	0-3-0	0-0-0		NEUTRAL		0-1-0		0-2-0		5-1-0	
8-15-0	0-6-0	0-2-0		NON-CONFERENCE		0-2-0		1-2-0		7-3-0	
1-2-0	0-1-0	0-0-0		HOME		0-0-0		0-0-0		1-1-0	
2-6-0	0-2-0	0-0-		AWAY		0-1-0		1-0-0		1-1-0	
5-7-0	0-3-0	0-0-0		NEUTRAL		0-1-0		0-2-0		5-1-0	
7-22-0	0-0-0	0-0-0		CONFERENCE		1-8-0		2-9-0		4-5-0	
5-9-0	0-0-0	0-0-0		HOME		1-5-0		2-3-0		2-1-0	
2-13-0	0-0-0	0-0-0		AWAY		0-3-0		0-6-0		2-4-0	
0-0-0	0-0-0	0-0-0		NEUTRAL		0-0-0		0-0-0		0-0-0	
RPI	S	Opponent	Score	RPI	S	Opponent	Score	RPI	S	Opponent	Score
15	N	Oklahoma St.	6 7	34	A	La.-Lafayette	2 11	57	H	A&M-Corpus Christi	1 3
15	N	Oklahoma St.	3 12	34	A	La.-Lafayette	0 8	57	H	A&M-Corpus Christi	4 0
20	A	Houston	0 6					57	H	A&M-Corpus Christi	8 11
24	A	LSU	0 8					66	A	South Ala.	2 3
24	H	LSU	0 8					73	H	Texas St.	1 3
24	N	LSU	2 11					73	H	Texas St.	3 6
								73	H	Texas St.	4 9
								89	A	UTSA	4 5
								89	A	UTSA	6 7
								89	A	UTSA	2 8
								97	N	Troy	7 9

Non-Div. I Games:

Nicholls St.

RPI	S	Opponent	Score	
228	N	Evansville	5	3
230	N	Jackson St.	7	1
243	A	Southern U.	5	1
243	H	Southern U.	6	2
243	N	Southern U.	10	4
243	N	Southern U.	6	3

Nicholls St.

N
i
c
h
o
l
l
s
s
t
.

N
i
c
h
o
l
l
s
s
t
.

Average RPI Win:	189	WON-LOST RECORD	WINNING PCT. RANK	LAST 10 GAMES		STRENGTH OF SCHEDULE	OPP. STRENGTH OF SCHEDULE	TEAM RPI	ADJ RPI	CONF. RPI	ADJ CONF. RPI	
DIV. I ONLY		24-30-0	.44444	172	5-4-0	238	148	207	.4529	198	14	14
DIV. I NON-CONF.		11-11-0	.5	127	0-0-0	274	211	223	.44269	218	14	14
<hr/>												
TOTALS	RPI 1-25		RPI 26-50		W-L RECORDS		RPI 51-100		RPI 101-150		RPI 150+	
24-30-0	1-2-0		0-0-0		OVERALL		1-11-0		8-8-0		14-9-0	
15-8-0	0-0-0		0-0-0		HOME		1-2-0		4-5-0		10-1-0	
6-16-0	0-2-0		0-0-0		AWAY		0-7-0		2-1-0		4-6-0	
3-6-0	1-0-0		0-0-0		NEUTRAL		0-2-0		2-2-0		0-2-0	
11-11-0	1-2-0		0-0-0		NON-CONFERENCE		0-3-0		1-1-0		9-5-0	
7-1-0	0-0-0		0-0-0		HOME		0-0-0		0-0-0		7-1-0	
2-5-0	0-2-0		0-0-		AWAY		0-1-0		0-0-0		2-2-0	
2-5-0	1-0-0		0-0-0		NEUTRAL		0-2-0		1-1-0		0-2-0	
13-19-0	0-0-0		0-0-0		CONFERENCE		1-8-0		7-7-0		5-4-0	
8-7-0	0-0-0		0-0-0		HOME		1-2-0		4-5-0		3-0-0	
4-11-0	0-0-0		0-0-0		AWAY		0-6-0		2-1-0		2-4-0	
1-1-0	0-0-0		0-0-0		NEUTRAL		0-0-0		1-1-0		0-0-0	
RPI	S	Opponent	Score	RPI	S	Opponent	Score	RPI	S	Opponent	Score	
9	A	Baylor	0 3					57	H	A&M-Corpus Christi	1 10	
10	A	Oklahoma	3 8					57	H	A&M-Corpus Christi	1 6	
20	N	Houston	1 0					57	H	A&M-Corpus Christi	5 4	
								73	A	Texas St.	2 4	
								73	A	Texas St.	1 7	
								73	A	Texas St.	0 11	
								89	A	UTSA	5 7	
								89	A	UTSA	5 7	
								89	A	UTSA	1 2	
								93	N	Kennesaw St.	2 4	
								93	N	Kennesaw St.	2 3	
								97	A	Troy	5 13	

Non-Div. I Games: Hendrix

11 3

Lyon

7 0

Central Ark.

RPI	S	Opponent	Score	
197	H	Nicholls St.	8	1
216	N	Samford	0	1
224	A	Mississippi Val.	5	2
224	H	Mississippi Val.	6	0
235	N	Bradley	1	4
276	H	Alcorn St.	9	0
276	H	Alcorn St.	6	0
277	A	Centenary (LA)	4	2
282	H	Ark.-Pine Bluff	9	0
282	H	Ark.-Pine Bluff	12	1
282	H	Ark.-Pine Bluff	12	0
282	H	Ark.-Pine Bluff	11	2

Central Ark.

C
e
n
t
r
a
l
A
r
k
.

C
e
n
t
r
a
l
A
r
k
.

Average RPI Win:		230	WON-LOST RECORD		WINNING PCT. RANK		LAST 10 GAMES		STRENGTH OF SCHEDULE		OPP. STRENGTH OF SCHEDULE		TEAM RPI		ADJ RPI		CONF. RPI		ADJ CONF. RPI	
DIV. I ONLY			33-22-0		.6 75		5-5-0		280		254		199		.45221 199		26		26	
DIV. I NON-CONF.			20-16-0		.55556 103		0-1-0		284		255		234		.42641 235		27		27	
TOTALS		RPI 1-25		RPI 26-50		W-L RECORDS		RPI 51-100		RPI 101-150		RPI 150+								
33-22-0		0-1-0		0-0-0		OVERALL		0-1-0		5-6-0		28-14-0								
15-4-0		0-0-0		0-0-0		HOME		0-0-0		5-3-0		10-1-0								
14-11-0		0-0-0		0-0-0		AWAY		0-0-0		0-2-0		14-9-0								
4-7-0		0-1-0		0-0-0		NEUTRAL		0-1-0		0-1-0		4-4-0								
20-16-0		0-1-0		0-0-0		NON-CONFERENCE		0-1-0		2-3-0		18-11-0								
7-1-0		0-0-0		0-0-0		HOME		0-0-0		2-0-0		5-1-0								
9-8-0		0-0-0		0-0-		AWAY		0-0-0		0-2-0		9-6-0								
4-7-0		0-1-0		0-0-0		NEUTRAL		0-1-0		0-1-0		4-4-0								
13-6-0		0-0-0		0-0-0		CONFERENCE		0-0-0		3-3-0		10-3-0								
8-3-0		0-0-0		0-0-0		HOME		0-0-0		3-3-0		5-0-0								
5-3-0		0-0-0		0-0-0		AWAY		0-0-0		0-0-0		5-3-0								
0-0-0		0-0-0		0-0-0		NEUTRAL		0-0-0		0-0-0		0-0-0								
RPI	S	Opponent		Score		RPI	S	Opponent		Score		RPI	S	Opponent		Score				
23	N	Notre Dame		1	10							70	N	Iowa St.		1	10			
												113	A	Col. of Charleston		1	8			
												122	H	Iona		0	9			
												122	H	Iona		13	5			
												122	H	Iona		2	1			
												125	A	St. John's (NY)		6	7			
												131	N	Liberty		0	4			
												135	H	Temple		1	0			
												135	H	Temple		12	4			
												138	H	Fairfield		1	4			
												138	H	Fairfield		1	0			
												138	H	Fairfield		2	3			
												169	N	Rutgers		4	9			
												178	A	Towson		5	6			
												184	A	Niagara		3	1			
												184	A	Niagara		13	12			
												188	A	UTEP		5	1			
												188	A	UTEP		2	11			
												188	A	UTEP		8	9			
												188	A	UTEP		4	12			
												196	N	Fairleigh Dickinson		6	8			
												204	H	Siena		7	6			
												204	H	Siena		3	2			
												206	A	Manhattan		6	9			
												206	A	Manhattan		6	9			
												206	H	Manhattan		4	3			
												212	A	Princeton		6	8			
												212	A	Princeton		3	2			
						LAST 10 GAMES														
						138	H	Fairfield		2	3	125	A	St. John's (NY)		6	7			
						122	H	Iona		0	9	184	A	Niagara		3	1			
						206	H	Manhattan		4	3	184	A	Niagara		13	12			
						138	H	Fairfield		1	4	220	A	Canisius		3	4			
						138	H	Fairfield		1	0	220	A	Canisius		3	1			

Non-Div. I Games:

Marist

RPI	S	Opponent	Score	
218	N	Delaware	4	3
220	A	Canisius	3	4
220	A	Canisius	3	1
229	N	Drexel	3	11
234	A	Army	11	1
234	A	Army	3	5
237	N	Brown	9	2
251	H	Holy Cross	3	2
251	H	Holy Cross	3	8
260	H	Hartford	3	2
260	H	Hartford	6	5
261	N	St. Francis (PA)	0	2
264	A	Norfolk St.	10	1
265	A	Morgan St.	11	7
265	A	Morgan St.	3	2
271	H	Rider	9	0
271	H	Rider	3	1
274	A	Hampton	6	2
275	H	La Salle	9	0
275	H	La Salle	9	1
281	A	St. Peter's	8	0
281	A	St. Peter's	7	3
289	A	Md.-East. Shore	8	4
289	A	Md.-East. Shore	12	4
289	N	Md.-East. Shore	4	2
289	N	Md.-East. Shore	11	3

Marist

M
a
r
i
s
t

M
a
r
i
s
t

Average RPI Win: 199		WON-LOST	WINNING	LAST 10	STRENGTH OF		OPP. STRENGTH	TEAM	ADJ	CONF.	ADJ CONF.
Average RPI Loss: 151		RECORD	PCT. RANK	GAMES	SCHEDULE		OF SCHEDULE	RPI	RPI	RPI	RPI
DIV. I ONLY		24-27-0	.47059	163	3-7-0		227	212	195	.45179	200
DIV. I NON-CONF.		13-9-0	.59091	88	0-3-0		241	244	156	.47917	165
TOTALS		RPI 1-25	RPI 26-50		W-L RECORDS		RPI 51-100		RPI 101-150		RPI 150+
24-27-0		0-1-0	0-0-0		OVERALL		0-6-0		4-5-0		20-15-0
2-12-0		0-0-0	0-0-0		HOME		0-6-0		1-4-0		1-2-0
13-9-0		0-1-0	0-0-0		AWAY		0-0-0		2-0-0		11-8-0
9-6-0		0-0-0	0-0-0		NEUTRAL		0-0-0		1-1-0		8-5-0
13-9-0		0-1-0	0-0-0		NON-CONFERENCE		0-0-0		3-1-0		10-7-0
0-0-0		0-0-0	0-0-0		HOME		0-0-0		0-0-0		0-0-0
4-3-0		0-1-0	0-0-		AWAY		0-0-0		2-0-0		2-2-0
9-6-0		0-0-0	0-0-0		NEUTRAL		0-0-0		1-1-0		8-5-0
11-18-0		0-0-0	0-0-0		CONFERENCE		0-6-0		1-4-0		10-8-0
2-12-0		0-0-0	0-0-0		HOME		0-6-0		1-4-0		1-2-0
9-6-0		0-0-0	0-0-0		AWAY		0-0-0		0-0-0		9-6-0
0-0-0		0-0-0	0-0-0		NEUTRAL		0-0-0		0-0-0		0-0-0
RPI S	Opponent	Score		RPI S	Opponent	Score		RPI S	Opponent	Score	
17 A	Kentucky	0 7						75 H	Eastern Ill.	2 3	
								75 H	Eastern Ill.	2 17	
								75 H	Eastern Ill.	1 7	
								76 H	Jacksonville St.	2 6	
								76 H	Jacksonville St.	0 9	
								76 H	Jacksonville St.	2 4	
								115 N	Loyola (IL)	6 5	
								128 A	Western Ky.	9 2	
								128 A	Western Ky.	1 0	
								129 N	St. Louis	0 8	
								133 H	UT Martin	7 8	
								133 H	UT Martin	9 4	
								137 H	SIU Edwardsville	1 6	
								137 H	SIU Edwardsville	5 7	
								137 H	SIU Edwardsville	4 8	
								151 A	Charlotte	12 4	
								151 A	Charlotte	6 5	
								160 N	UNC Greensboro	2 5	
								160 N	UNC Greensboro	1 10	
								164 N	Bryant	12 1	
								165 A	Southeast Mo. St.	8 0	
								165 A	Southeast Mo. St.	9 2	
								165 A	Southeast Mo. St.	1 5	
								168 N	Sacred Heart	1 4	
								177 A	Tennessee Tech	3 4	
								177 A	Tennessee Tech	3 2	
								177 H	Tennessee Tech	9 10	
								179 A	Murray St.	7 9	
								179 A	Murray St.	9 8	
								179 A	Murray St.	4 12	
								187 A	Dayton	3 5	
								187 A	Dayton	7 8	
								194 N	Stephen F. Austin	7 6	
LAST 10 GAMES											
				165 A	Southeast Mo. St.	9 2		179 A	Murray St.	9 8	
				165 A	Southeast Mo. St.	8 0		179 A	Murray St.	7 9	
				165 A	Southeast Mo. St.	1 5		179 A	Murray St.	4 12	
				187 A	Dayton	3 5		17 A	Kentucky	0 7	
				187 A	Dayton	7 8		137 H	SIU Edwardsville	1 6	

Non-Div. I Games:

Eastern Ky.

**E
a
s
t
e
r
n
K
y
.**

1
4
4
4
6
2
1
1
2

Eastern Ky.

Average RPI Win: 212		WON-LOST	WINNING	LAST 10	STRENGTH OF		OPP. STRENGTH	TEAM	ADJ		CONF.	ADJ CONF.			
Average RPI Loss: 113		RECORD	PCT. RANK	GAMES	SCHEDULE		OF SCHEDULE	RPI	RPI		RPI	RPI			
DIV. I ONLY		19-36-0	.34545	221	1-9-0		152	177	213		.45126	201			
DIV. I NON-CONF.		9-17-0	.34615	214	0-2-0		138	151	195		.4647	189			
TOTALS		RPI 1-25	RPI 26-50		W-L RECORDS		RPI 51-100		RPI 101-150		RPI 150+				
19-36-0		0-1-0	0-2-0		OVERALL		0-13-0		1-11-0		18-9-0				
10-7-0		0-0-0	0-0-0		HOME		0-0-0		0-3-0		10-4-0				
6-23-0		0-1-0	0-0-0		AWAY		0-10-0		1-8-0		5-4-0				
3-6-0		0-0-0	0-2-0		NEUTRAL		0-3-0		0-0-0		3-1-0				
9-17-0		0-1-0	0-2-0		NON-CONFERENCE		0-7-0		1-5-0		8-2-0				
2-0-0		0-0-0	0-0-0		HOME		0-0-0		0-0-0		2-0-0				
4-11-0		0-1-0	0-0-		AWAY		0-4-0		1-5-0		3-1-0				
3-6-0		0-0-0	0-2-0		NEUTRAL		0-3-0		0-0-0		3-1-0				
10-19-0		0-0-0	0-0-0		CONFERENCE		0-6-0		0-6-0		10-7-0				
8-7-0		0-0-0	0-0-0		HOME		0-0-0		0-3-0		8-4-0				
2-12-0		0-0-0	0-0-0		AWAY		0-6-0		0-3-0		2-3-0				
0-0-0		0-0-0	0-0-0		NEUTRAL		0-0-0		0-0-0		0-0-0				
RPI S	Opponent	Score		RPI S	Opponent	Score		RPI S	Opponent	Score		RPI S	Opponent	Score	
25 A	Louisville	1	12	26 N	Syracuse	1	9	51 N	Kansas	0	14	103 A	Ohio	0	10
				26 N	Syracuse	0	9	51 N	Kansas	0	11	103 A	Ohio	12	13
								74 N	Minnesota	0	4	113 A	Col. of Charleston	2	3
								75 A	Eastern Ill.	1	2	133 A	UT Martin	3	6
								75 A	Eastern Ill.	1	3	133 A	UT Martin	0	1
								75 A	Eastern Ill.	1	7	133 A	UT Martin	2	6
								76 A	Jacksonville St.	3	7	137 H	SIU Edwardsville	3	7
								76 A	Jacksonville St.	3	10	137 H	SIU Edwardsville	3	4
								76 A	Jacksonville St.	9	12	137 H	SIU Edwardsville	2	7
								78 A	Georgia St.	0	5	141 A	Ohio St.	3	6
								78 A	Georgia St.	7	10	141 A	Ohio St.	1	2
								85 A	Miami (OH)	4	8	146 A	Marshall	9	1
								85 A	Miami (OH)	1	8	160 A	UNC Greensboro	13	1
												160 A	UNC Greensboro	2	3
												165 H	Southeast Mo. St.	3	4
												165 H	Southeast Mo. St.	7	14
												177 A	Tennessee Tech	5	3
												177 A	Tennessee Tech	0	1
												177 A	Tennessee Tech	2	7
												178 N	Towson	6	5
												179 H	Murray St.	15	7
												179 H	Murray St.	6	8
												179 H	Murray St.	4	7
												185 N	Akron	6	4
												187 A	Dayton	6	1
												187 A	Dayton	14	2
												200 A	Eastern Ky.	18	11
LAST 10 GAMES				75 A	Eastern Ill.	1	3	141 A	Ohio St.	3	6	179 H	Murray St.	4	7
				75 A	Eastern Ill.	1	7	141 A	Ohio St.	1	2	185 N	Akron	6	4
				75 A	Eastern Ill.	1	2	177 A	Tennessee Tech	0	1	187 A	Dayton	6	1
				165 H	Southeast Mo. St.	3	4	177 A	Tennessee Tech	5	3	187 A	Dayton	14	2
				165 H	Southeast Mo. St.	7	14	177 A	Tennessee Tech	2	7	200 A	Eastern Ky.	18	11

Non-Div. I Games:

Morehead St.

Morehead St.

Average RPI Win:		212	WON-LOST RECORD		WINNING PCT. RANK	LAST 10 GAMES		STRENGTH OF SCHEDULE		OPP. STRENGTH OF SCHEDULE	TEAM RPI	ADJ RPI	CONF. RPI	ADJ CONF. RPI			
Average RPI Loss:		109															
DIV. I ONLY			16-35-0		.31373	235	2-8-0		119	169	210	.45071	202	8	8		
DIV. I NON-CONF.			13-16-0		.44828	166	1-3-0		193	258	194	.46345	192	7	7		
TOTALS		RPI 1-25		RPI 26-50		W-L RECORDS		RPI 51-100		RPI 101-150		RPI 150+					
16-35-0		0-3-0		0-5-0		OVERALL		1-9-0		0-5-0		15-13-0					
6-12-0		0-0-0		0-3-0		HOME		1-5-0		0-2-0		5-2-0					
3-17-0		0-3-0		0-2-0		AWAY		0-1-0		0-1-0		3-10-0					
7-6-0		0-0-0		0-0-0		NEUTRAL		0-3-0		0-2-0		7-1-0					
13-16-0		0-0-0		0-0-0		NON-CONFERENCE		0-4-0		0-3-0		13-9-0					
5-2-0		0-0-0		0-0-0		HOME		0-0-0		0-0-0		5-2-0					
1-8-0		0-0-0		0-0-		AWAY		0-1-0		0-1-0		1-6-0					
7-6-0		0-0-0		0-0-0		NEUTRAL		0-3-0		0-2-0		7-1-0					
3-19-0		0-3-0		0-5-0		CONFERENCE		1-5-0		0-2-0		2-4-0					
1-10-0		0-0-0		0-3-0		HOME		1-5-0		0-2-0		0-0-0					
2-9-0		0-3-0		0-2-0		AWAY		0-0-0		0-0-0		2-4-0					
0-0-0		0-0-0		0-0-0		NEUTRAL		0-0-0		0-0-0		0-0-0					
RPI	S	Opponent		Score		RPI	S	Opponent		Score		RPI	S	Opponent		Score	
25	A	Louisville		2 7		26	H	Syracuse		0 10		56	H	South Fla.		0 9	
25	A	Louisville		3 9		26	H	Syracuse		0 5		56	H	South Fla.		3 1	
25	A	Louisville		2 10		26	H	Syracuse		0 8		56	H	South Fla.		0 17	
						29	A	DePaul		0 1		59	H	Pittsburgh		0 9	
						29	A	DePaul		6 7		59	H	Pittsburgh		1 10	
												59	H	Pittsburgh		0 6	
												61	A	Fla. Atlantic		3 11	
												81	N	Harvard		0 2	
												82	N	South Carolina		2 9	
												82	N	Michigan St.		5 15	
				</													

Non-Div. I Games:

Seton Hall

RPI	S	Opponent	Score	
233	A	Georgetown	3	4
241	A	Coppin St.	3	1
265	N	Morgan St.	4	1
265	N	Morgan St.	11	3
279	H	Lafayette	4	3
279	H	Lafayette	7	3

Seton Hall

S
e
t
o
n
H
a
l
l

S
e
t
o
n
H
a
l
l

Penn

Penn					Through Games Of Final							
Average RPI Win: 215		WON-LOST RECORD	WINNING PCT. RANK	LAST 10 GAMES	STRENGTH OF SCHEDULE	OPP. STRENGTH OF SCHEDULE	TEAM RPI	ADJ RPI	CONF. RPI	ADJ CONF. RPI		
Average RPI Loss: 156												
DIV. I ONLY		18-21-1	.4625	165	5-5-0	220	221	196	.45044	203	24	24
DIV. I NON-CONF.		9-11-1	.45238	163	1-1-0	211	214	197	.46048	194	25	24
TOTALS		RPI 1-25	RPI 26-50		W-L RECORDS		RPI 51-100		RPI 101-150		RPI 150+	
18-21-1	0-0-0	0-2-0		OVERALL		0-5-0		1-2-0		17-12-1		
9-10-1	0-0-0	0-2-0		HOME		0-4-0		1-1-0		8-3-1		
4-5-0	0-0-0	0-0-0		AWAY		0-0-0		0-0-0		4-5-0		
5-6-0	0-0-0	0-0-0		NEUTRAL		0-1-0		0-1-0		5-4-0		
9-11-1	0-0-0	0-2-0		NON-CONFERENCE		0-3-0		1-2-0		8-4-1		
2-7-1	0-0-0	0-2-0		HOME		0-2-0		1-1-0		1-2-1		
2-1-0	0-0-0	0-0-		AWAY		0-0-0		0-0-0		2-1-0		
5-3-0	0-0-0	0-0-0		NEUTRAL		0-1-0		0-1-0		5-1-0		
9-10-0	0-0-0	0-0-0		CONFERENCE		0-2-0		0-0-0		9-8-0		
7-3-0	0-0-0	0-0-0		HOME		0-2-0		0-0-0		7-1-0		
2-4-0	0-0-0	0-0-0		AWAY		0-0-0		0-0-0		2-4-0		
0-3-0	0-0-0	0-0-0		NEUTRAL		0-0-0		0-0-0		0-3-0		
RPI S	Opponent	Score	RPI S	Opponent	Score	RPI S	Opponent	Score	RPI S	Opponent	Score	
			26 H	Syracuse	1 8	81 H	Harvard	0 10	115 N	Loyola (IL)	0 11	
			26 H	Syracuse	1 6	81 H	Harvard	1 2	145 H	Lehigh	4 12	
						87 N	Valparaiso	5 11	145 H	Lehigh	4 2	
						88 H	St. Joseph's	2 5	153 H	Villanova	5 7	
						88 H	St. Joseph's	4 13	153 H	Villanova	2 2	
									154 N	Robert Morris	14 8	
									164 N	Bryant	7 4	
									168 N	Sacred Heart	11 2	
									170 N	Cornell	6 8	
									170 N	Cornell	2 10	
									170 N	Cornell	0 1	
									190 H	Dartmouth	10 8	
									190 H	Dartmouth	9 8	
									200 N	Eastern Ky.	4 11	
									212 H	Princeton	7 2	
									212 H	Princeton	2 1	
									212 H	Princeton	9 2	
									212 H	Princeton	4 2	
									218 A	Delaware	2 6	
									229 A	Drexel	6 4	
									236 A	Yale	6 10	
									236 A	Yale	1 2	
									237 A	Brown	7 9	
									237 A	Brown	4 9	
									239 A	Columbia	9 0	
									239 A	Columbia	12 4	
									239 H	Columbia	5 9	
			LAST 10 GAMES									
			170 N	Cornell	0 1	218 A	Delaware	2 6	237 A	Brown	7 9	
			239 H	Columbia	5 9	170 N	Cornell	6 8	237 A	Brown	4 9	
			239 H	Columbia	6 3	170 N	Cornell	2 10	239 A	Columbia	9 0	
			239 A	Columbia	9 0	229 A	Drexel	6 4	239 A	Columbia	12 4	
			239 A	Columbia	12 4	212 H	Princeton	9 2	239 H	Columbia	5 9	

Penn

Non-Div. I Games:

Penn

Penn

Through Games Of Final

RPI	S	Opponent	Score	
239	H	Columbia	6	3
251	N	Holy Cross	6	2
262	N	Detroit	7	4
271	H	Rider	6	4
271	H	Rider	3	8
275	A	La Salle	6	0

Penn

P
e
n
n

P
e
n
n

[illegible]

Non-Div. I Games:

Siena

Siena

Average RPI Win:		200	WON-LOST		WINNING		LAST 10		STRENGTH OF		OPP. STRENGTH		TEAM		ADJ		CONF.		ADJ CONF.				
Average RPI Loss:		94	RECORD		PCT. RANK		GAMES		SCHEDULE		OF SCHEDULE		RPI		RPI		RPI		RPI				
DIV. I ONLY			19-35-0		.35185	218	3-7-0		158		122		201		.44985	205	11		11				
DIV. I NON-CONF.			14-19-0		.42424	172	0-0-0		179		149		177		.4689	179	11		11				
TOTALS		RPI 1-25		RPI 26-50		W-L RECORDS		RPI 51-100		RPI 101-150		RPI 150+											
19-35-0		0-6-0		0-7-0		OVERALL		1-9-0		3-4-0		15-9-0											
8-11-0		0-0-0		0-0-0		HOME		1-5-0		1-1-0		6-5-0											
7-11-0		0-2-0		0-6-0		AWAY		0-1-0		0-1-0		7-1-0											
4-13-0		0-4-0		0-1-0		NEUTRAL		0-3-0		2-2-0		2-3-0											
14-19-0		0-6-0		0-1-0		NON-CONFERENCE		0-4-0		3-4-0		11-4-0											
5-2-0		0-0-0		0-0-0		HOME		0-0-0		1-1-0		4-1-0											
5-4-0		0-2-0		0-0-		AWAY		0-1-0		0-1-0		5-0-0											
4-13-0		0-4-0		0-1-0		NEUTRAL		0-3-0		2-2-0		2-3-0											
5-16-0		0-0-0		0-6-0		CONFERENCE		1-5-0		0-0-0		4-5-0											
3-9-0		0-0-0		0-0-0		HOME		1-5-0		0-0-0		2-4-0											
2-7-0		0-0-0		0-6-0		AWAY		0-0-0		0-0-0		2-1-0											
0-0-0		0-0-0		0-0-0		NEUTRAL		0-0-0		0-0-0		0-0-0											
RPI	S	Opponent		Score		RPI	S	Opponent		Score		RPI	S	Opponent		Score							
1	A	Arizona St.		3	11	36	A	Fresno St.		1	2	51	N	Kansas		1	3	101	A	UNLV		2	3
8	N	Arizona		6	14	36	A	Fresno St.		2	4	53	A	Pacific		9	12	106	H	New Mexico		0	10
16	A	Stanford		1	3	36	A	Fresno St.		1	6	53	N	Pacific		3	11	106	H	New Mexico		3	1
18	N	Oregon		0	6	43	N	Illinois		2	14	55	H	Hawaii		0	8	120	N	Appalachian St.		4	3
18	N	Oregon		0	8	50	A	New Mexico St.		0	9	55	H	Hawaii		1	11	127	N	Albany (NY)		3	2
21	N	Nebraska		3	7	50	A	New Mexico St.		6	7	55	H	Hawaii		1	3	134	N	Portland St.		3	5
						50	A	New Mexico St.		9	18	79	H	Boise St.		1	12	147	N	Cal St. Northridge		8	9
												79	H	Boise St.		1	12	157	N	Ole Miss		3	2
												79	H	Boise St.		5	3	158	H	UC Davis		5	4
												97	N	Troy		9	14	158	N	UC Davis		2	6
																		158	N	UC Davis		3	4
																		163	N	San Diego		5	0
																		183	A	Louisiana Tech		4	1
																		183	A	Louisiana Tech		5	3
																		183	A	Louisiana Tech		1	2
																		189	H	Nevada		5	8
																		189	H	Nevada		0	1
																		189	H	Nevada		12	4
																		235	N	Bradley		1	3
																		240	H	Utah St.		6	9
																		240	H	Utah St.		8	4
																		240	H	Utah St.		2	5
																		258	H	Idaho St.		4	7
																		258	H	Idaho St.		4	3
																		259	A	Cal St. Bakersfield		3	1
																		259	A	Cal St. Bakersfield		3	1
																		259	A	Cal St. Bakersfield		6	2

Non-Div. I Games:

San Jose St.

RPI	S	Opponent	Score	
259	A	Cal St. Bakersfield	8	0
267	A	Santa Clara	14	1
267	H	Santa Clara	2	1
267	H	Santa Clara	8	0

San Jose St.

S
a
n
J
o
s
e
S
t
.

S
a
n
J
o
s
e
S
t
.

Average RPI Win:	225	WON-LOST	WINNING	LAST 10	STRENGTH OF	OPP. STRENGTH	TEAM	ADJ	CONF.	ADJ CONF.				
Average RPI Loss:	180	RECORD	PCT. RANK	GAMES	SCHEDULE	OF SCHEDULE	RPI	RPI	RPI	RPI				
DIV. I ONLY	25-23-0	.52083	132	7-3-0	252	262	202	.44983	206	26	26			
DIV. I NON-CONF.	13-17-0	.43333	170	0-0-0	266	270	238	.42191	241	27	27			
<hr/>														
TOTALS	RPI 1-25	RPI 26-50		W-L RECORDS		RPI 51-100		RPI 101-150		RPI 150+				
25-23-0	0-0-0	0-0-0		OVERALL		0-1-0		3-6-0		22-16-0				
13-3-0	0-0-0	0-0-0		HOME		0-0-0		0-0-0		13-3-0				
8-9-0	0-0-0	0-0-0		AWAY		0-0-0		3-3-0		5-6-0				
4-11-0	0-0-0	0-0-0		NEUTRAL		0-1-0		0-3-0		4-7-0				
<hr/>														
13-17-0	0-0-0	0-0-0		NON-CONFERENCE		0-1-0		0-4-0		13-12-0				
6-2-0	0-0-0	0-0-0		HOME		0-0-0		0-0-0		6-2-0				
3-5-0	0-0-0	0-0-		AWAY		0-0-0		0-2-0		3-3-0				
4-10-0	0-0-0	0-0-0		NEUTRAL		0-1-0		0-2-0		4-7-0				
<hr/>														
12-6-0	0-0-0	0-0-0		CONFERENCE		0-0-0		3-2-0		9-4-0				
7-1-0	0-0-0	0-0-0		HOME		0-0-0		0-0-0		7-1-0				
5-4-0	0-0-0	0-0-0		AWAY		0-0-0		3-1-0		2-3-0				
0-1-0	0-0-0	0-0-0		NEUTRAL		0-0-0		0-1-0		0-0-0				
<hr/>														
RPI S	Opponent	Score	RPI S	Opponent	Score	RPI S	Opponent	Score	RPI S	Opponent	Score			
						75 N	Eastern Ill.	1 8	109 N	Butler	2 3			
						122 A	Iona	3 0						
						122 A	Iona	3 2						
						122 N	Iona	3 4						
						136 A	Quinnipiac	2 5						
						136 A	Quinnipiac	9 10						
						138 A	Fairfield	4 3						
						138 A	Fairfield	1 3						
						145 N	Lehigh	1 9						
						167 N	Green Bay	5 6						
						168 N	Sacred Heart	0 1						
						168 N	Sacred Heart	10 8						
						175 A	Monmouth	2 6						
						175 A	Monmouth	4 0						
						176 N	Colgate	5 6						
						184 A	Niagara	3 2						
						184 A	Niagara	2 13						
						185 N	Akron	1 2						
						196 H	Fairleigh Dickinson	5 1						
						196 H	Fairleigh Dickinson	4 8						
						199 A	Marist	3 4						
						LAST 10 GAMES						199 H	Marist	9 6
						122 N	Iona	3 4	281 H	St. Peter's	9 0	199 H	Marist	9 6
						199 A	Marist	3 4	138 A	Fairfield	4 3	202 A	Seton Hall	1 2
						122 A	Iona	3 0	138 A	Fairfield	1 3	204 H	Siena	13 1
122 A	Iona	3 2	271 H	Rider	6 3	204 H	Siena	2 3						
281 H	St. Peter's	14 13	271 H	Rider	1 0	209 A	Stony Brook	6 4						

Non-Div. I Games:

Manhattan

RPI	S	Opponent	Score	
209	A	Stony Brook	3	5
220	A	Canisius	5	3
220	A	Canisius	0	8
232	N	Youngstown St.	3	4
239	H	Columbia	1	4
239	H	Columbia	3	1
251	N	Holy Cross	0	8
253	A	Wagner	9	7
260	H	Hartford	10	2
260	H	Hartford	9	1
262	N	Detroit	9	1
268	N	South Dakota	1	4
271	H	Rider	6	3
271	H	Rider	1	0
279	H	Lafayette	4	3
279	H	Lafayette	11	3
279	N	Lafayette	4	0
279	N	Lafayette	6	4
281	H	St. Peter's	14	13
281	H	St. Peter's	9	0

M
a
n
h
a
t
t
a
n

M
a
n
h
a
t
t
a
n

Average RPI Win:		196	WON-LOST		WINNING		LAST 10		STRENGTH OF		OPP. STRENGTH		TEAM		ADJ		CONF.		ADJ CONF.			
Average RPI Loss:		115	RECORD		PCT. RANK		GAMES		SCHEDULE		OF SCHEDULE		RPI		RPI		RPI		RPI			
DIV. I ONLY			15-31-0		.32609 230		1-8-0		131		156		206		.44937 207		22		22			
DIV. I NON-CONF.			8-21-0		.27586 237		0-2-0		112		125		204		.45641 199		22		22			
TOTALS		RPI 1-25		RPI 26-50		W-L RECORDS		RPI 51-100		RPI 101-150		RPI 150+										
15-31-0		0-2-0		0-4-0		OVERALL		1-6-0		3-13-0		11-6-0										
2-7-0		0-0-0		0-0-0		HOME		0-0-0		0-3-0		2-4-0										
5-12-0		0-0-0		0-3-0		AWAY		0-4-0		2-5-0		3-0-0										
8-12-0		0-2-0		0-1-0		NEUTRAL		1-2-0		1-5-0		6-2-0										
8-21-0		0-2-0		0-4-0		NON-CONFERENCE		1-6-0		1-7-0		6-2-0										
0-0-0		0-0-0		0-0-0		HOME		0-0-0		0-0-0		0-0-0										
0-9-0		0-0-0		0-0-		AWAY		0-4-0		0-2-0		0-0-0										
8-12-0		0-2-0		0-1-0		NEUTRAL		1-2-0		1-5-0		6-2-0										
7-10-0		0-0-0		0-0-0		CONFERENCE		0-0-0		2-6-0		5-4-0										
2-7-0		0-0-0		0-0-0		HOME		0-0-0		0-3-0		2-4-0										
5-3-0		0-0-0		0-0-0		AWAY		0-0-0		2-3-0		3-0-0										
0-0-0		0-0-0		0-0-0		NEUTRAL		0-0-0		0-0-0		0-0-0										
RPI	S	Opponent		Score		RPI	S	Opponent		Score		RPI	S	Opponent		Score						
11	N	Michigan		1	10	33	A	East Carolina		0	2	56	A	South Fla.		4	8	105	A	Boston U.	6	1
11	N	Michigan		0	9	34	A	La.-Lafayette		0	11	56	A	South Fla.		1	9	105	A	Boston U.	8	2
						34	A	La.-Lafayette		0	9	71	A	North Carolina St.		2	3	105	A	Boston U.	2	3
						48	N	Jacksonville		1	2	90	A	UCF		3	6	113	N	Col. of Charleston	0	5
												96	N	Western Mich.		1	2	117	N	UMKC	0	6
												96	N	Western Mich.		3	2	122	A	Iona	2	4
												100	N	Central Mich.		4	9	122	A	Iona	1	2
																		127	H	Albany (NY)	7	12
																		127	H	Albany (NY)	1	2
																		127	H	Albany (NY)	1	3
																		130	A	Binghamton	3	7
																		130	A	Binghamton	5	6
																		136	N	Quinnipiac	0	1
																		138	N	Fairfield	7	6
																		142	N	North Florida	2	5
																		143	N	James Madison	4	11
																		152	N	Charleston So.	3	6
																		153	N	Villanova	4	0
																		194	N	Stephen F. Austin	6	5
																		194	N	Stephen F. Austin	4	6
																		209	H	Stony Brook	2	4
																		209	H	Stony Brook	13	5
																		209	H	Stony Brook	5	9
																		217	A	UMBC	6	5
																		217	A	UMBC	4	1
																		217	A	UMBC	9	4
																		252	N	Tennessee St.	7	3
Non-Div. I Games:		Husson		6	0	St. Joseph's (ME)		8	0	Husson		10	2	Maine								

RPI	S	Opponent	Score	
254	N	Toledo	6	0
260	H	Hartford	0	2
260	H	Hartford	6	5
260	H	Hartford	6	8
261	N	St. Francis (PA)	6	5
261	N	St. Francis (PA)	3	1

Maine

M
a
i
n
e

M
a
i
n
e

B
u
f
f
a
l
o

Buffalo					Through Games Of Final															
Average RPI Win: 148		WON-LOST RECORD		WINNING PCT. RANK		LAST 10 GAMES		STRENGTH OF SCHEDULE		OPP. STRENGTH OF SCHEDULE		TEAM RPI		ADJ RPI		CONF. RPI		ADJ CONF. RPI		
DIV. I ONLY		12-35-0		.25532 256		2-8-0		92		110		214		.44797 208		17		15		
DIV. I NON-CONF.		5-22-0		.18519 266		0-0-0		62		65		209		.45467 202		15		15		
TOTALS		RPI 1-25		RPI 26-50		W-L RECORDS		RPI 51-100		RPI 101-150		RPI 150+								
12-35-0		0-2-0		0-4-0		OVERALL		5-11-0		2-10-0		5-8-0								
2-6-0		0-0-0		0-0-0		HOME		1-1-0		0-4-0		1-1-0								
6-16-0		0-1-0		0-3-0		AWAY		3-3-0		0-4-0		3-5-0								
4-13-0		0-1-0		0-1-0		NEUTRAL		1-7-0		2-2-0		1-2-0								
5-22-0		0-2-0		0-4-0		NON-CONFERENCE		2-8-0		2-4-0		1-4-0								
0-0-0		0-0-0		0-0-0		HOME		0-0-0		0-0-0		0-0-0								
1-9-0		0-1-0		0-0-		AWAY		1-1-0		0-2-0		0-2-0								
4-13-0		0-1-0		0-1-0		NEUTRAL		1-7-0		2-2-0		1-2-0								
7-13-0		0-0-0		0-0-0		CONFERENCE		3-3-0		0-6-0		4-4-0								
2-6-0		0-0-0		0-0-0		HOME		1-1-0		0-4-0		1-1-0								
5-7-0		0-0-0		0-0-0		AWAY		2-2-0		0-2-0		3-3-0								
0-0-0		0-0-0		0-0-0		NEUTRAL		0-0-0		0-0-0		0-0-0								
RPI	S	Opponent			Score		RPI	S	Opponent			Score		RPI	S	Opponent			Score	
6	A	Georgia			0 8		42	N	North Carolina			4 9		51	N	Kansas			1 5	
14	N	Texas A&M			0 8		46	A	Penn St.			4 7		51	N	Kansas			3 13	
							46	A	Penn St.			3 4		54	N	Hofstra			0 6	
							48	A	Jacksonville			1 3		56	A	South Fla.			1 9	
														61	A	Fla. Atlantic			4 3	
														61	N	Fla. Atlantic			11 10	
														62	N	Purdue			1 11	
														62	N	Purdue			1 6	
														71	N	North Carolina St.			1 6	
														82	N	Michigan St.			3 4	
														85	A	Miami (OH)			5 3	
														85	A	Miami (OH)			2 3	
														96	H	Western Mich.			0 2	
														96	H	Western Mich.			5 4	
														100	A	Central Mich.			0 2	
														100	A	Central Mich.			2 1	

B
u
f
f
a
l
o

Average RPI Win: 179		WON-LOST	WINNING	LAST 10	STRENGTH OF		OPP. STRENGTH	TEAM	ADJ		CONF.	ADJ CONF.
Average RPI Loss: 154		RECORD	PCT. RANK	GAMES	SCHEDULE		OF SCHEDULE	RPI	RPI		RPI	RPI
DIV. I ONLY		20-29-0	.40816	193	5-5-0		195	201	204		.44738	209
DIV. I NON-CONF.		15-16-0	.48387	141	3-1-0		180	216	162		.47958	162
TOTALS		RPI 1-25	RPI 26-50		W-L RECORDS		RPI 51-100		RPI 101-150		RPI 150+	
20-29-0		0-0-0	0-2-0		OVERALL		2-2-0		6-13-0		12-12-0	
8-12-0		0-0-0	0-0-0		HOME		0-0-0		5-7-0		3-5-0	
8-12-0		0-0-0	0-2-0		AWAY		1-1-0		0-3-0		7-6-0	
4-5-0		0-0-0	0-0-0		NEUTRAL		1-1-0		1-3-0		2-1-0	
15-16-0		0-0-0	0-2-0		NON-CONFERENCE		2-2-0		4-6-0		9-6-0	
6-5-0		0-0-0	0-0-0		HOME		0-0-0		3-3-0		3-2-0	
5-6-0		0-0-0	0-0-		AWAY		1-1-0		0-0-0		4-3-0	
4-5-0		0-0-0	0-0-0		NEUTRAL		1-1-0		1-3-0		2-1-0	
5-13-0		0-0-0	0-0-0		CONFERENCE		0-0-0		2-7-0		3-6-0	
2-7-0		0-0-0	0-0-0		HOME		0-0-0		2-4-0		0-3-0	
3-6-0		0-0-0	0-0-0		AWAY		0-0-0		0-3-0		3-3-0	
0-0-0		0-0-0	0-0-0		NEUTRAL		0-0-0		0-0-0		0-0-0	
RPI S	Opponent	Score	RPI S	Opponent	Score	RPI S	Opponent	Score	RPI S	Opponent	Score	
			47 A	Longwood	0 7	61 A	Fla. Atlantic	0 1	105 H	Boston U.	1 10	
			47 A	Longwood	0 8	71 A	North Carolina St.	4 3	105 H	Boston U.	0 9	
						81 N	Harvard	4 0	105 H	Boston U.	2 13	
						82 N	South Carolina	0 8	122 H	Iona	0 7	
									122 H	Iona	1 5	
									127 A	Albany (NY)	2 5	
									127 A	Albany (NY)	4 6	
									127 A	Albany (NY)	0 7	
									130 H	Binghamton	6 1	
									130 H	Binghamton	8 9	
									130 H	Binghamton	3 0	
									136 H	Quinnipiac	2 0	
									136 H	Quinnipiac	4 3	
									136 N	Quinnipiac	2 8	
									138 H	Fairfield	5 4	
									138 H	Fairfield	1 2	
									138 N	Fairfield	1 4	
									143 N	James Madison	4 2	
									150 N	Providence	4 13	
									152 N	Charleston So.	8 3	
									161 A	Long Island	1 5	
									168 H	Sacred Heart	2 12	
									168 H	Sacred Heart	3 0	
									169 A	Rutgers	7 6	
									202 A	Seton Hall	6 0	
									202 A	Seton Hall	0 4	
									202 N	Seton Hall	1 2	
LAST 10 GAMES												
			127 A	Albany (NY)	4 6		130 H	Binghamton	8 9			
			127 A	Albany (NY)	0 7		130 H	Binghamton	6 1			
			127 A	Albany (NY)	2 5		130 H	Binghamton	3 0			
			202 A	Seton Hall	0 4		136 H	Quinnipiac	4 3			
			202 A	Seton Hall	6 0		136 H	Quinnipiac	2 0			

Non-Div. I Games:

Stony Brook

S
t
o
n
y
B
r
o
o
k

RPI	S	Opponent	Score	
206	H	Manhattan	4	6
206	H	Manhattan	5	3
207	A	Maine	4	2
207	A	Maine	5	13
207	A	Maine	9	5
217	H	UMBC	5	6
217	H	UMBC	5	9
217	H	UMBC	1	6
251	A	Holy Cross	5	2
251	H	Holy Cross	4	3
260	A	Hartford	3	4
260	A	Hartford	2	1
260	A	Hartford	3	5
270	N	Bucknell	1	0
271	A	Rider	6	9
271	A	Rider	7	3

S
t
o
n
y
B
r
o
o
k

Stony Brook

Average RPI Win:		206	WON-LOST RECORD		WINNING PCT. RANK	LAST 10 GAMES		STRENGTH OF SCHEDULE		OPP. STRENGTH OF SCHEDULE	TEAM RPI	ADJ RPI	CONF. RPI	ADJ CONF. RPI			
Average RPI Loss:		118	24-31-0		.43636	176	3-7-0	173		205	182	.44718	210	25	25		
DIV. I ONLY			9-19-0		.32143	222	0-1-0	105		174	192	.45256	205	23	23		
DIV. I NON-CONF.																	
TOTALS		RPI 1-25		RPI 26-50		W-L RECORDS		RPI 51-100		RPI 101-150		RPI 150+					
24-31-0		0-2-0		0-5-0		OVERALL		1-8-0		5-7-0		18-9-0					
8-7-0		0-0-0		0-1-0		HOME		0-2-0		2-1-0		6-3-0					
6-18-0		0-0-0		0-4-0		AWAY		0-5-0		0-4-0		6-5-0					
10-6-0		0-2-0		0-0-0		NEUTRAL		1-1-0		3-2-0		6-1-0					
9-19-0		0-2-0		0-5-0		NON-CONFERENCE		1-8-0		2-1-0		6-3-0					
0-3-0		0-0-0		0-1-0		HOME		0-2-0		0-0-0		0-0-0					
0-12-0		0-0-0		0-0-		AWAY		0-5-0		0-1-0		0-2-0					
9-4-0		0-2-0		0-0-0		NEUTRAL		1-1-0		2-0-0		6-1-0					
15-12-0		0-0-0		0-0-0		CONFERENCE		0-0-0		3-6-0		12-6-0					
8-4-0		0-0-0		0-0-0		HOME		0-0-0		2-1-0		6-3-0					
6-6-0		0-0-0		0-0-0		AWAY		0-0-0		0-3-0		6-3-0					
1-2-0		0-0-0		0-0-0		NEUTRAL		0-0-0		1-2-0		0-0-0					
RPI	S	Opponent		Score		RPI	S	Opponent		Score		RPI	S	Opponent		Score	
10	N	Oklahoma		3	8	37	A	BYU		1	3	55	A	Hawaii		1	9
13	N	Tennessee		1	10	37	A	BYU		4	10	55	A	Hawaii		1	5
						37	H	BYU		0	8	73	N	Texas St.		0	9
						50	A	New Mexico St.		1	6	73	N	Texas St.		1	0
						50	A	New Mexico St.		5	10	79	A	Boise St.		3	7
												79	A	Boise St.		0	2
												79	A	Boise St.		0	12
												94	H	Utah		3	5
												94	H	Utah		1	10
			</														

RPI	S	Opponent	Score	
250	N	Utah Valley	6	2
250	N	Utah Valley	5	4
255	A	Oakland	4	7
255	A	Oakland	1	2
255	A	Oakland	6	3
269	N	Seattle	12	10
269	N	Seattle	8	7
273	A	Weber St.	4	7
273	A	Weber St.	4	12
277	A	Centenary (LA)	6	1
277	A	Centenary (LA)	6	0
277	A	Centenary (LA)	3	0

Southern Utah

S
o
u
t
h
e
r
n
U
t
a
h

S
o
u
t
h
e
r
n
U
t
a
h

Average RPI Win:		235	WON-LOST RECORD		WINNING PCT. RANK		LAST 10 GAMES		STRENGTH OF SCHEDULE		OPP. STRENGTH OF SCHEDULE		TEAM RPI		ADJ RPI		CONF. RPI		ADJ CONF. RPI	
DIV. I ONLY			15-23-0		.39474 200		7-3-0		212		187		219		.4451 211		27		27	
DIV. I NON-CONF.			1-13-0		.07143 281		0-0-0		71		24		239		.42824 233		26		26	
TOTALS		RPI 1-25		RPI 26-50		W-L RECORDS		RPI 51-100		RPI 101-150		RPI 150+								
15-23-0		0-3-0		0-1-0		OVERALL		0-7-0		1-4-0		14-8-0								
7-7-0		0-0-0		0-0-0		HOME		0-6-0		0-0-0		7-1-0								
4-13-0		0-2-0		0-1-0		AWAY		0-0-0		1-3-0		3-7-0								
4-3-0		0-1-0		0-0-0		NEUTRAL		0-1-0		0-1-0		4-0-0								
1-13-0		0-3-0		0-1-0		NON-CONFERENCE		0-7-0		0-0-0		1-2-0								
0-6-0		0-0-0		0-0-0		HOME		0-6-0		0-0-0		0-0-0								
0-5-0		0-2-0		0-0-		AWAY		0-0-0		0-0-0		0-2-0								
1-2-0		0-1-0		0-0-0		NEUTRAL		0-1-0		0-0-0		1-0-0								
14-10-0		0-0-0		0-0-0		CONFERENCE		0-0-0		1-4-0		13-6-0								
7-1-0		0-0-0		0-0-0		HOME		0-0-0		0-0-0		7-1-0								
4-8-0		0-0-0		0-0-0		AWAY		0-0-0		1-3-0		3-5-0								
3-1-0		0-0-0		0-0-0		NEUTRAL		0-0-0		0-1-0		3-0-0								
RPI	S	Opponent		Score		RPI	S	Opponent		Score		RPI	S	Opponent		Score				
5	A	California		1	9	35	A	Long Beach St.		0	9	53	H	Pacific		1	4			
16	A	Stanford		0	2							53	H	Pacific		2	10			
19	N	UCLA		1	12							63	H	Northwestern		0	8			
												63	H	Northwestern		0	8			
												77	N	Oregon St.		0	1			
												79	H	Boise St.		3	5			
												86	H	Drake		5	7			
														Loyola Marymount		4	5			
														Loyola Marymount		5	8			
														Loyola Marymount		0	5			
														Loyola Marymount		3	1			
														Portland St.		0	3			
														UC Davis		0	6			
														San Diego		4	5			
														San Diego		1	4			
														San Diego		0	8			
														San Diego		3	0			
														Sacramento St.		5	2			
														Sacramento St.		3	2			
														Sacramento St.		0	8			
														Sacramento St.		2	5			
														Nevada		2	5			
														Utah St.		1	0			
														Idaho St.		6	3			
														Idaho St.		3	1			
														Cal St. Bakersfield		5	3			
														Cal St. Bakersfield		9	2			
														Cal St. Bakersfield		3	5			
														Cal St. Bakersfield		10	0			
														Santa Clara		9	3			
														Santa Clara		10	1			
														Santa Clara		5	4			
														Santa Clara		11	1			
														Weber St.		5	2			

Non-Div. I Games:

St. Mary's (CA)

Average RPI Win: 188		WON-LOST RECORD		WINNING PCT. RANK		LAST 10 GAMES		STRENGTH OF SCHEDULE		OPP. STRENGTH OF SCHEDULE		TEAM RPI		ADJ RPI		CONF. RPI		ADJ CONF. RPI	
DIV. I ONLY		16-26-0		.38095 209		3-7-0		164		226		209		.44467 212		24		24	
DIV. I NON-CONF.		9-13-0		.40909 183		0-0-0		123		202		164		.47847 168		25		24	
TOTALS		RPI 1-25		RPI 26-50		W-L RECORDS		RPI 51-100		RPI 101-150		RPI 150+							
16-26-0		0-0-0		0-5-0		OVERALL		2-2-0		2-2-0		12-17-0							
6-11-0		0-0-0		0-0-0		HOME		0-0-0		1-1-0		5-10-0							
6-9-0		0-0-0		0-1-0		AWAY		1-2-0		0-0-0		5-6-0							
4-6-0		0-0-0		0-4-0		NEUTRAL		1-0-0		1-1-0		2-1-0							
9-13-0		0-0-0		0-5-0		NON-CONFERENCE		1-1-0		2-2-0		6-5-0							
2-5-0		0-0-0		0-0-0		HOME		0-0-0		1-1-0		1-4-0							
3-2-0		0-0-0		0-0-		AWAY		0-1-0		0-0-0		3-0-0							
4-6-0		0-0-0		0-4-0		NEUTRAL		1-0-0		1-1-0		2-1-0							
7-13-0		0-0-0		0-0-0		CONFERENCE		1-1-0		0-0-0		6-12-0							
4-6-0		0-0-0		0-0-0		HOME		0-0-0		0-0-0		4-6-0							
3-7-0		0-0-0		0-0-0		AWAY		1-1-0		0-0-0		2-6-0							
0-0-0		0-0-0		0-0-0		NEUTRAL		0-0-0		0-0-0		0-0-0							
RPI	S	Opponent	Score	RPI	S	Opponent	Score	RPI	S	Opponent	Score	RPI	S	Opponent	Score				
				26	N	Syracuse	1 9	65	A	Virginia	1 9	122	N	Iona	7 6				
				26	N	Syracuse	1 8	81	A	Harvard	3 2	131	N	Liberty	2 8				
				32	A	Maryland	0 6	81	A	Harvard	0 7	145	H	Lehigh	3 2				
				40	N	Fordham	1 5	94	N	Utah	1 0	145	H	Lehigh	0 4				
				40	N	Fordham	0 15					153	N	Villanova	2 1				
												170	A	Cornell	1 14				
												170	A	Cornell	12 2				
												170	H	Cornell	3 2				
												170	H	Cornell	6 9				
												173	H	Central Conn. St.	4 19				
												173	H	Central Conn. St.	4 5				
												190	A	Dartmouth	9 10				
												190	A	Dartmouth	1 0				
												199	H	Marist	2 3				
												199	H	Marist	8 6				
												203	A	Penn	2 9				
												203	A	Penn	2 7				
												203	A	Penn	1 2				
												203	A	Penn	2 4				
												204	H	Siena	0 2				
												233	A	Georgetown	9 1				
												233	A	Georgetown	11 6				
												236	H	Yale	0 9				
												236	H	Yale	13 12				
												237	H	Brown	4 8				
												237	H	Brown	5 4				
												238	A	George Washington	7 4				
LAST 10 GAMES																			
				170	A	Cornell	12 2	239	H	Columbia	5 7	236	H	Yale	0 9				
				170	A	Cornell	1 14	239	H	Columbia	0 2	236	H	Yale	13 12				
				170	H	Cornell	6 9	239	H	Columbia	3 5	237	H	Brown	4 8				
				170	H	Cornell	3 2	203	A	Penn	2 9	237	H	Brown	5 4				
				239	H	Columbia	5 2	203	A	Penn	2 7	238	A	George Washington	7 4				

Non-Div. I Games:

Princeton

Princetn

Princeton

Princeton

Average RPI Win: 223		WON-LOST	WINNING	LAST 10	STRENGTH OF		OPP. STRENGTH	TEAM	ADJ	CONF.	ADJ CONF.
Average RPI Loss: 162		RECORD	PCT. RANK	GAMES	SCHEDULE		OF SCHEDULE	RPI	RPI	RPI	RPI
DIV. I ONLY		26-20-1	.56383	100	4-6-0		274	236	200	.44398	213
DIV. I NON-CONF.		16-10-1	.61111	75	2-2-0		280	267	215	.44039	222
TOTALS		RPI 1-25	RPI 26-50		W-L RECORDS		RPI 51-100		RPI 101-150		RPI 150+
26-20-1	0-0-0	0-0-0		OVERALL		0-5-0		3-3-0		23-12-1	
13-9-0	0-0-0	0-0-0		HOME		0-5-0		0-0-0		13-4-0	
11-7-1	0-0-0	0-0-0		AWAY		0-0-0		3-3-0		8-4-1	
2-4-0	0-0-0	0-0-0		NEUTRAL		0-0-0		0-0-0		2-4-0	
16-10-1	0-0-0	0-0-0		NON-CONFERENCE		0-2-0		1-2-0		15-6-1	
8-4-0	0-0-0	0-0-0		HOME		0-2-0		0-0-0		8-2-0	
6-4-1	0-0-0	0-0-		AWAY		0-0-0		1-2-0		5-2-1	
2-2-0	0-0-0	0-0-0		NEUTRAL		0-0-0		0-0-0		2-2-0	
10-10-0	0-0-0	0-0-0		CONFERENCE		0-3-0		2-1-0		8-6-0	
5-5-0	0-0-0	0-0-0		HOME		0-3-0		0-0-0		5-2-0	
5-3-0	0-0-0	0-0-0		AWAY		0-0-0		2-1-0		3-2-0	
0-2-0	0-0-0	0-0-0		NEUTRAL		0-0-0		0-0-0		0-2-0	
RPI S	Opponent	Score	RPI S	Opponent	Score	RPI S	Opponent	Score	RPI S	Opponent	Score
						84 H	Radford	1 3	120 A	Appalachian St.	0 1
						84 H	Radford	3 11	120 A	Appalachian St.	2 3
						84 H	Radford	0 2	131 A	Liberty	2 4
						99 H	Mercer	1 2	131 A	Liberty	4 2
						99 H	Mercer	0 6	131 A	Liberty	2 1
									146 A	Marshall	9 7
									152 A	Charleston So.	2 7
									152 A	Charleston So.	2 1
									152 A	Charleston So.	2 0
									152 N	Charleston So.	1 2
									156 A	IPFW	4 4
									156 N	IPFW	0 5
									162 N	Kent St.	1 10
									182 H	Coastal Caro.	7 14
									182 H	Coastal Caro.	8 1
									182 H	Coastal Caro.	2 1
									208 N	Buffalo	2 0
									222 A	Winthrop	5 2
									222 H	Winthrop	4 2
									222 H	Winthrop	3 1
									223 A	Furman	0 4
									223 A	Furman	7 1
									223 H	Furman	6 1
									223 H	Furman	8 0
									225 H	East Tenn. St.	4 5
									225 H	East Tenn. St.	2 3
									227 A	Gardner-Webb	2 3
Non-Div. I Games: Newberry			7	0	Newberry			8	0	Presbyterian	

Presbyterian

Average RPI Win:		163	WON-LOST RECORD		WINNING PCT. RANK	LAST 10 GAMES	STRENGTH OF SCHEDULE		OPP. STRENGTH OF SCHEDULE	TEAM RPI	ADJ RPI	CONF. RPI	ADJ CONF. RPI
Average RPI Loss:		84	8-43-0		.15686 281	1-9-0	48		87	220	.44284 214	9	9
DIV. I ONLY			7-29-0		.19444 265	0-1-0	55		111	205	.45177 206	8	8
DIV. I NON-CONF.													
TOTALS		RPI 1-25	RPI 26-50		W-L RECORDS		RPI 51-100		RPI 101-150		RPI 150+		
8-43-0		0-5-0	1-12-0		OVERALL		2-9-0		0-13-0		5-4-0		
2-13-0		0-0-0	0-3-0		HOME		1-1-0		0-6-0		1-3-0		
1-13-0		0-3-0	0-5-0		AWAY		0-1-0		0-3-0		1-1-0		
5-17-0		0-2-0	1-4-0		NEUTRAL		1-7-0		0-4-0		3-0-0		
7-29-0		0-5-0	1-6-0		NON-CONFERENCE		1-7-0		0-7-0		5-4-0		
1-6-0		0-0-0	0-0-0		HOME		0-0-0		0-3-0		1-3-0		
1-7-0		0-3-0	0-0-		AWAY		0-1-0		0-0-0		1-1-0		
5-16-0		0-2-0	1-4-0		NEUTRAL		1-6-0		0-4-0		3-0-0		
1-14-0		0-0-0	0-6-0		CONFERENCE		1-2-0		0-6-0		0-0-0		
1-7-0		0-0-0	0-3-0		HOME		1-1-0		0-3-0		0-0-0		
0-6-0		0-0-0	0-3-0		AWAY		0-0-0		0-3-0		0-0-0		
0-1-0		0-0-0	0-0-0		NEUTRAL		0-1-0		0-0-0		0-0-0		
RPI S	Opponent	Score	RPI S	Opponent	Score	RPI S	Opponent	Score	RPI S	Opponent	Score		
7 A	Texas	4 12	31 N	Texas Tech	5 17	56 A	South Fla.	2 8	101 A	UNLV	8 10		
7 A	Texas	0 8	32 N	Maryland	0 6	58 N	Massachusetts	1 7	101 A	UNLV	7 11		
14 N	Texas A&M	1 10	37 A	BYU	0 8	61 N	Fla. Atlantic	0 10	101 H	UNLV	8 9		
16 A	Stanford	2 16	37 A	BYU	0 15	72 N	Wisconsin	1 5	102 N	North Dakota St.	3 11		
17 N	Kentucky	0 7	37 H	BYU	5 18	72 N	Wisconsin	6 7	105 N	Boston U.	7 11		
			41 A	San Diego St.	1 4	74 N	Minnesota	12 8	105 N	Boston U.	0 9		
			41 H	San Diego St.	11 15	80 N	Missouri St.	2 8	106 A	New Mexico	7 13		
			41 H	San Diego St.	2 17	94 H	Utah	15 14	106 H	New Mexico	5 13		
			44 N	Memphis	3 4	94 H	Utah	3 6	106 H	New Mexico	6 19		
			45 N	Chattanooga	1 9	94 N	Utah	4 15	124 H	Northern Ill.	5 19		
			48 N	Jacksonville	2 1	100 N	Central Mich.	0 8	124 H	Northern Ill.	5 16		
			50 A	New Mexico St.	5 13				126 N	Connecticut	4 17		
			50 A	New Mexico St.	1 10				134 H	Portland St.	4 12		
									158 N	UC Davis	11 6		
									161 N	Long Island	3 1		
									168 H	Sacred Heart	9 12		
									249 A	Northern Colo.	5 7		
									249 A	Northern Colo.	9 5		
									249 H	Northern Colo.	1 10		
									249 N	Northern Colo.	8 3		
									267 H	Santa Clara	10 13		
									267 H	Santa Clara	9 4		
			LAST 10 GAMES										
			101 A	UNLV	7 11	37 H	BYU	5 18					
			101 A	UNLV	8 10	134 H	Portland St.	4 12					
			41 A	San Diego St.	1 4	106 A	New Mexico	7 13					
			94 H	Utah	3 6	37 A	BYU	0 8					
			94 H	Utah	15 14	37 A	BYU	0 15					

Non-Div. I Games:

Colorado St.

Average RPI Win:	204	WON-LOST RECORD	WINNING PCT. RANK	LAST 10 GAMES	STRENGTH OF SCHEDULE	OPP. STRENGTH OF SCHEDULE	TEAM RPI	ADJ RPI	CONF. RPI	ADJ CONF. RPI							
DIV. I ONLY		19-25-0	.43182 182	7-3-0	219	231	212	.44239 215	18	19							
DIV. I NON-CONF.		11-13-0	.45833 158	1-0-0	242	257	217	.44068 220	18	21							
<hr/>																	
TOTALS	RPI 1-25	RPI 26-50		W-L RECORDS		RPI 51-100		RPI 101-150		RPI 150+							
19-25-0	0-0-0	0-0-0		OVERALL		2-8-0		2-4-0		15-13-0							
15-14-0	0-0-0	0-0-0		HOME		1-4-0		2-1-0		12-9-0							
2-11-0	0-0-0	0-0-0		AWAY		1-4-0		0-3-0		1-4-0							
2-0-0	0-0-0	0-0-0		NEUTRAL		0-0-0		0-0-0		2-0-0							
11-13-0	0-0-0	0-0-0		NON-CONFERENCE		0-4-0		2-1-0		9-8-0							
8-9-0	0-0-0	0-0-0		HOME		0-2-0		2-1-0		6-6-0							
1-4-0	0-0-0	0-0-		AWAY		0-2-0		0-0-0		1-2-0							
2-0-0	0-0-0	0-0-0		NEUTRAL		0-0-0		0-0-0		2-0-0							
8-12-0	0-0-0	0-0-0		CONFERENCE		2-4-0		0-3-0		6-5-0							
7-5-0	0-0-0	0-0-0		HOME		1-2-0		0-0-0		6-3-0							
1-7-0	0-0-0	0-0-0		AWAY		1-2-0		0-3-0		0-2-0							
0-0-0	0-0-0	0-0-0		NEUTRAL		0-0-0		0-0-0		0-0-0							
RPI	S	Opponent	Score	RPI	S	Opponent	Score	RPI	S	Opponent	Score						
				54 H Hofstra				0	10	127 H Albany (NY)		6	0				
				54 H Hofstra				6	2	130 H Binghamton		5	4				
				54 H Hofstra				2	11	130 H Binghamton		2	3				
				78 A Georgia St.				4	2	143 A James Madison		3	4				
				78 A Georgia St.				0	4	143 A James Madison		1	7				
				78 A Georgia St.				0	1	143 A James Madison		3	7				
				94 H Utah				0	6	170 A Cornell		0	5				
				94 H Utah				0	4	170 H Cornell		2	1				
				95 A S.C. Upstate				1	7	170 H Cornell		7	6				
				95 A S.C. Upstate				1	9	175 H Monmouth		3	2				
										178 A Towson		0	13				
										178 A Towson		2	3				
										217 A UMBC		1	3				
										218 H Delaware		2	4				
										218 H Delaware		1	0				
										218 H Delaware		0	2				
										226 H Howard		5	8				
										226 H Howard		6	2				
										226 H Howard		0	6				
										229 H Drexel		6	2				
										229 H Drexel		1	2				
										229 H Drexel		4	3				
				LAST 10 GAMES						229 H Drexel		4	3				
				257 H UNC Wilmington				5	2	78 A Georgia St.		0	4	238 A George Washington		6	4
				257 H UNC Wilmington				5	0	238 A George Washington		6	4	238 H George Washington		5	6
257 H UNC Wilmington				6	3	229 H Drexel		4	3	246 H Mt. St. Mary's		1	2				
78 A Georgia St.				4	2	229 H Drexel		1	2	246 H Mt. St. Mary's		7	0				
78 A Georgia St.				0	1	229 H Drexel		6	2	257 H UNC Wilmington		5	0				

Non-Div. I Games:

George Mason

RPI	S	Opponent	Score	
257	H	UNC Wilmington	5	2
257	H	UNC Wilmington	6	3
270	H	Bucknell	1	3
271	H	Rider	4	0
271	H	Rider	1	4
274	N	Hampton	8	0
274	N	Hampton	10	2

G
e
o
r
g
e
M
a
s
o
n

G
e
o
r
g
e
M
a
s
o
n

George Mason

Average RPI Win: 185		WON-LOST	WINNING	LAST 10	STRENGTH OF		OPP. STRENGTH	TEAM	ADJ		CONF.	ADJ CONF.
Average RPI Loss: 107		RECORD	PCT. RANK	GAMES	SCHEDULE		OF SCHEDULE	RPI	RPI		RPI	RPI
DIV. I ONLY		14-40-0	.25926	255	3-7-0		86	165	216		16	16
DIV. I NON-CONF.		4-23-0	.14815	272	0-0-0		80	146	233		16	16
TOTALS		RPI 1-25	RPI 26-50		W-L RECORDS		RPI 51-100		RPI 101-150		RPI 150+	
14-40-0		0-1-0	0-7-0		OVERALL		0-14-0		7-10-0		7-8-0	
8-13-0		0-0-0	0-2-0		HOME		0-7-0		4-2-0		4-2-0	
2-18-0		0-0-0	0-3-0		AWAY		0-6-0		2-6-0		0-3-0	
4-9-0		0-1-0	0-2-0		NEUTRAL		0-1-0		1-2-0		3-3-0	
4-23-0		0-1-0	0-4-0		NON-CONFERENCE		0-14-0		1-2-0		3-2-0	
0-9-0		0-0-0	0-2-0		HOME		0-7-0		0-0-0		0-0-0	
1-7-0		0-0-0	0-0-		AWAY		0-6-0		1-1-0		0-0-0	
3-7-0		0-1-0	0-2-0		NEUTRAL		0-1-0		0-1-0		3-2-0	
10-17-0		0-0-0	0-3-0		CONFERENCE		0-0-0		6-8-0		4-6-0	
8-4-0		0-0-0	0-0-0		HOME		0-0-0		4-2-0		4-2-0	
1-11-0		0-0-0	0-3-0		AWAY		0-0-0		1-5-0		0-3-0	
1-2-0		0-0-0	0-0-0		NEUTRAL		0-0-0		1-1-0		0-1-0	
RPI S	Opponent	Score	RPI S	Opponent	Score	RPI S	Opponent	Score	RPI S	Opponent	Score	
3 N	Alabama	0 8	28 N	Auburn	0 5	66 H	South Ala.	3 10	107 A	Ga. Southern	0 5	
			38 H	UAB	1 3	68 N	Lipscomb	0 10	107 A	Ga. Southern	11 10	
			38 H	UAB	2 11	76 A	Jacksonville St.	0 6	107 A	Ga. Southern	1 2	
			38 N	UAB	3 7	76 A	Jacksonville St.	0 9	113 H	Col. of Charleston	2 4	
			45 A	Chattanooga	4 10	76 H	Jacksonville St.	1 10	113 H	Col. of Charleston	4 3	
			45 A	Chattanooga	0 11	76 H	Jacksonville St.	3 7	113 H	Col. of Charleston	12 8	
			45 A	Chattanooga	3 5	78 H	Georgia St.	1 3	113 N	Col. of Charleston	5 8	
						84 H	Radford	1 6	120 A	Appalachian St.	0 9	
						93 H	Kennesaw St.	1 13	120 A	Appalachian St.	4 8	
						93 H	Kennesaw St.	3 9	120 A	Appalachian St.	1 2	
						97 A	Troy	1 4	120 N	Appalachian St.	6 3	
						97 A	Troy	2 6	128 A	Western Ky.	4 3	
						99 A	Mercer	0 9	128 A	Western Ky.	0 8	
						99 A	Mercer	6 8	140 H	Elon	10 2	
									140 H	Elon	1 7	
									140 H	Elon	3 2	
									142 N	North Florida	2 3	
									160 A	UNC Greensboro	4 12	
									160 A	UNC Greensboro	2 3	
									160 A	UNC Greensboro	1 4	
									160 N	UNC Greensboro	1 4	
									198 N	Central Ark.	1 0	
									223 H	Furman	3 0	
									223 H	Furman	1 2	
									223 H	Furman	7 6	
									231 N	Indiana St.	0 7	
									235 N	Bradley	2 10	
LAST 10 GAMES			LAST 10 GAMES			LAST 10 GAMES			LAST 10 GAMES			
			113 N	Col. of Charleston	5 8	113 H	Col. of Charleston	12 8				
			160 N	UNC Greensboro	1 4	160 A	UNC Greensboro	2 3				
			120 N	Appalachian St.	6 3	160 A	UNC Greensboro	1 4				
			113 H	Col. of Charleston	2 4	160 A	UNC Greensboro	4 12				
			113 H	Col. of Charleston	4 3	120 A	Appalachian St.	1 2				

Non-Div. I Games:

Samford

RPI	S	Opponent	Score	
263	H	Western Caro.	4	3
263	H	Western Caro.	7	8
263	H	Western Caro.	12	5
278	N	Alabama St.	9	1
278	N	Alabama St.	13	0

Samford

S
a
m
f
o
r
d

S
a
m
f
o
r
d

U
M
B
C

UMBC					Through Games Of Final							
Average RPI Win: 219		WON-LOST RECORD	WINNING PCT. RANK		LAST 10 GAMES	STRENGTH OF SCHEDULE	OPP. STRENGTH OF SCHEDULE	TEAM RPI	ADJ RPI		CONF. RPI	ADJ CONF. RPI
Average RPI Loss: 156												
DIV. I ONLY		25-25-0	.5	141	5-5-0	261	217	211	.44216	217	22	22
DIV. I NON-CONF.		17-13-0	.56667	98	2-2-0	271	243	201	.44846	212	22	22
<hr/>												
TOTALS		RPI 1-25		RPI 26-50		W-L RECORDS		RPI 51-100		RPI 101-150		RPI 150+
25-25-0	0-0-0			0-2-0	OVERALL			0-2-0	4-9-0		21-12-0	
17-9-0	0-0-0			0-0-0	HOME			0-0-0	3-2-0		14-7-0	
7-10-0	0-0-0			0-1-0	AWAY			0-0-0	1-6-0		6-3-0	
1-6-0	0-0-0			0-1-0	NEUTRAL			0-2-0	0-1-0		1-2-0	
<hr/>												
17-13-0	0-0-0			0-2-0	NON-CONFERENCE			0-2-0	2-0-0		15-9-0	
13-4-0	0-0-0			0-0-0	HOME			0-0-0	2-0-0		11-4-0	
3-4-0	0-0-0			0-0-	AWAY			0-0-0	0-0-0		3-3-0	
1-5-0	0-0-0			0-1-0	NEUTRAL			0-2-0	0-0-0		1-2-0	
<hr/>												
8-12-0	0-0-0			0-0-0	CONFERENCE			0-0-0	2-9-0		6-3-0	
4-5-0	0-0-0			0-0-0	HOME			0-0-0	1-2-0		3-3-0	
4-6-0	0-0-0			0-0-0	AWAY			0-0-0	1-6-0		3-0-0	
0-1-0	0-0-0			0-0-0	NEUTRAL			0-0-0	0-1-0		0-0-0	
<hr/>												
RPI S	Opponent	Score	RPI S	Opponent	Score	RPI S	Opponent	Score	RPI S	Opponent	Score	
			33 N	East Carolina	0 4	64 N	Southern Ill.	1 5	105 A	Boston U.	2 8	
			47 A	Longwood	4 7	67 N	Iowa	1 5	105 A	Boston U.	1 9	
									105 A	Boston U.	5 1	
									105 A	Boston U.	3 5	
									127 A	Albany (NY)	0 9	
									127 A	Albany (NY)	2 10	
									127 A	Albany (NY)	0 3	
									130 H	Binghamton	1 10	
									130 H	Binghamton	0 8	
									130 H	Binghamton	7 5	
									130 N	Binghamton	2 3	
									135 H	Temple	12 4	
									135 H	Temple	8 5	
									155 N	Eastern Mich.	0 8	
									155 N	Eastern Mich.	1 6	
									178 H	Towson	6 3	
									184 H	Niagara	8 7	
									204 H	Siena	6 1	
									207 H	Maine	5 6	
									207 H	Maine	4 9	
									207 H	Maine	1 4	
									209 A	Stony Brook	9 5	
									209 A	Stony Brook	6 5	
									209 A	Stony Brook	6 1	
									215 H	George Mason	3 1	
									218 H	Delaware	13 4	
									220 H	Canisius	2 3	
<hr/>												
			LAST 10 GAMES									
			130 N	Binghamton	2 3	260 H	Hartford	8 3				
			105 A	Boston U.	1 9	260 H	Hartford	8 1				
			33 N	East Carolina	0 4	275 A	La Salle	4 1				
			47 A	Longwood	4 7	275 A	La Salle	9 1				
			260 H	Hartford	4 0	127 A	Albany (NY)	0 9				

U
M
B
C

Non-Div. I Games:

UMBC

RPI	S	Opponent	Score	
229	H	Drexel	3	11
229	H	Drexel	5	3
237	H	Brown	9	8
237	H	Brown	1	2
238	A	George Washington	2	4
238	A	George Washington	8	5
246	A	Mt. St. Mary's	4	5
246	A	Mt. St. Mary's	5	6
246	H	Mt. St. Mary's	0	9
260	H	Hartford	8	3
260	H	Hartford	4	0
260	H	Hartford	8	1
261	H	St. Francis (PA)	7	6
261	N	St. Francis (PA)	11	4
265	H	Morgan St.	14	2
265	H	Morgan St.	12	11
266	H	Rhode Island	4	3
275	A	La Salle	9	1
275	A	La Salle	4	1

U
M
B
C

U
M
B
C

Average RPI Win:		217	WON-LOST RECORD		WINNING PCT. RANK		LAST 10 GAMES		STRENGTH OF SCHEDULE		OPP. STRENGTH OF SCHEDULE		TEAM RPI		ADJ RPI		CONF. RPI		ADJ CONF. RPI			
DIV. I ONLY			21-34-0		.38182 208		5-5-0		185		229		215		.4421 218		18		19			
DIV. I NON-CONF.			10-21-0		.32258 221		1-0-0		214		251		244		.41883 244		18		21			
TOTALS		RPI 1-25		RPI 26-50		W-L RECORDS		RPI 51-100		RPI 101-150		RPI 150+										
21-34-0		0-1-0		0-0-0		OVERALL		1-13-0		3-3-0		17-17-0										
10-6-0		0-0-0		0-0-0		HOME		1-0-0		2-1-0		7-5-0										
8-16-0		0-0-0		0-0-0		AWAY		0-9-0		1-1-0		7-6-0										
3-12-0		0-1-0		0-0-0		NEUTRAL		0-4-0		0-1-0		3-6-0										
10-21-0		0-1-0		0-0-0		NON-CONFERENCE		1-6-0		1-2-0		8-12-0										
4-3-0		0-0-0		0-0-0		HOME		1-0-0		0-0-0		3-3-0										
4-7-0		0-0-0		0-0-		AWAY		0-2-0		1-1-0		3-4-0										
2-11-0		0-1-0		0-0-0		NEUTRAL		0-4-0		0-1-0		2-5-0										
11-13-0		0-0-0		0-0-0		CONFERENCE		0-7-0		2-1-0		9-5-0										
6-3-0		0-0-0		0-0-0		HOME		0-0-0		2-1-0		4-2-0										
4-9-0		0-0-0		0-0-0		AWAY		0-7-0		0-0-0		4-2-0										
1-1-0		0-0-0		0-0-0		NEUTRAL		0-0-0		0-0-0		1-1-0										
RPI	S	Opponent			Score		RPI	S	Opponent			Score		RPI	S	Opponent			Score			
23	N	Notre Dame			1	11			54	A	Hofstra			1	2	114	N	Ball St.			3	11
									54	A	Hofstra			0	1	135	A	Temple			11	5
									54	A	Hofstra			1	7	135	A	Temple			0	12
									54	A	Hofstra			0	9	143	H	James Madison			5	4
									59	N	Pittsburgh			0	2	143	H	James Madison			4	5
									78	A	Georgia St.			1	10	143	H	James Madison			4	3
									78	A	Georgia St.			0	8	153	H	Villanova			3	4
									78	A	Georgia St.			1	12	153	H	Villanova			2	4
									84	A	Radford			0	9	154	N	Robert Morris			1	2
									85	N	Miami (OH)			1	10	178	H	Towson			0	1
									88	H	St. Joseph's			5	4	178	H	Towson			0	4
									90	A	UCF			1	4	178	H	Towson			4	3
									98	N	Ill.-Chicago			0	8	178	N	Towson			3	1
									98	N	Ill.-Chicago			1	9	178	N	Towson			0	5
																182	A	Coastal Caro.			2	4
																195	A	Delaware St.			1	8
																195	H	Delaware St.			7	6
																195	H	Delaware St.			2	12
																199	N	Marist			3	4
																203	H	Penn			6	2
																215	A	George Mason			2	0
																215	A	George Mason			0	1
																215	A	George Mason			4	2
																217	A	UMBC			4	13
																229	A	Drexel			6	0
																229	A	Drexel			3	8
																257	H	UNC Wilmington			6	5

Non-Div. I Games:

Delaware

RPI	S	Opponent	Score	
233	N	Georgetown	6	11
234	A	Army	4	5
257	H	UNC Wilmington	3	2
257	H	UNC Wilmington	2	1
257	H	UNC Wilmington	3	2
261	N	St. Francis (PA)	1	0
263	N	Western Caro.	0	1
263	N	Western Caro.	0	2
264	A	Norfolk St.	13	4
271	H	Rider	4	1
274	A	Hampton	12	0
274	A	Hampton	10	6
289	N	Md.-East. Shore	13	2

Delaware

D
e
l
a
w
a
r
e

D
e
l
a
w
a
r
e

Average RPI Win:		168	WON-LOST RECORD		WINNING PCT. RANK	LAST 10 GAMES		STRENGTH OF SCHEDULE		OPP. STRENGTH OF SCHEDULE	TEAM RPI	ADJ RPI	CONF. RPI	ADJ CONF. RPI			
Average RPI Loss:		110															
DIV. I ONLY			12-32-0		.27273	251	5-5-0		132	121	223	.44174	219	17	15		
DIV. I NON-CONF.			6-16-0		.27273	238	0-2-0		87	76	189	.46639	185	15	15		
TOTALS		RPI 1-25		RPI 26-50		W-L RECORDS		RPI 51-100		RPI 101-150		RPI 150+					
12-32-0		0-6-0		0-1-0		OVERALL		2-10-0		4-4-0		6-11-0					
7-9-0		0-0-0		0-0-0		HOME		0-2-0		3-1-0		4-6-0					
2-16-0		0-6-0		0-0-0		AWAY		0-5-0		1-2-0		1-3-0					
3-7-0		0-0-0		0-1-0		NEUTRAL		2-3-0		0-1-0		1-2-0					
6-16-0		0-6-0		0-1-0		NON-CONFERENCE		2-4-0		1-1-0		3-4-0					
2-2-0		0-0-0		0-0-0		HOME		0-0-0		0-0-0		2-2-0					
1-8-0		0-6-0		0-0-		AWAY		0-1-0		1-1-0		0-0-0					
3-6-0		0-0-0		0-1-0		NEUTRAL		2-3-0		0-0-0		1-2-0					
6-16-0		0-0-0		0-0-0		CONFERENCE		0-6-0		3-3-0		3-7-0					
5-7-0		0-0-0		0-0-0		HOME		0-2-0		3-1-0		2-4-0					
1-8-0		0-0-0		0-0-0		AWAY		0-4-0		0-1-0		1-3-0					
0-1-0		0-0-0		0-0-0		NEUTRAL		0-0-0		0-1-0		0-0-0					
RPI	S	Opponent		Score		RPI	S	Opponent		Score		RPI	S	Opponent		Score	
11	A	Michigan		2	4	46	N	Penn St.		0	8	62	N	Purdue		0	2
22	A	Georgia Tech		0	10							69	N	Mississippi St.		2	3
23	A	Notre Dame		5	8							78	N	Georgia St.		4	3
23	A	Notre Dame		2	10							78	N	Georgia St.		9	3
24	A	LSU		0	5							85	H	Miami (OH)		0	1
24	A	LSU		0	6							85	H	Miami (OH)		1	5
												93	A	Kennesaw St.		1	3
												96	A	Western Mich.		0	7
												96	A	Western Mich.		4	5
												99	N	Mercer		0	13
												100	A	Central Mich.		3	7
												100	A	Central Mich.		2	10
						</											

Non-Div. I Games:

Bowling Green

Average RPI Win:	224	WON-LOST	WINNING	LAST 10	STRENGTH OF	OPP. STRENGTH	TEAM	ADJ	CONF.	ADJ CONF.	
Average RPI Loss:	161	RECORD	PCT. RANK	GAMES	SCHEDULE	OF SCHEDULE	RPI	RPI	RPI	RPI	
DIV. I ONLY	20-21-0	.4878	157	5-5-0	260	242	217	.44145	220	26	26
DIV. I NON-CONF.	13-12-0	.52	117	1-0-0	262	228	202	.45353	203	27	27
<hr/>											
TOTALS	RPI 1-25	RPI 26-50		W-L RECORDS		RPI 51-100		RPI 101-150		RPI 150+	
20-21-0	0-0-0	0-2-0		OVERALL		0-1-0		1-7-0		19-11-0	
7-4-0	0-0-0	0-0-0		HOME		0-0-0		0-0-0		7-4-0	
6-13-0	0-0-0	0-2-0		AWAY		0-1-0		1-6-0		5-4-0	
7-4-0	0-0-0	0-0-0		NEUTRAL		0-0-0		0-1-0		7-3-0	
13-12-0	0-0-0	0-2-0		NON-CONFERENCE		0-1-0		1-3-0		12-6-0	
2-1-0	0-0-0	0-0-0		HOME		0-0-0		0-0-0		2-1-0	
4-7-0	0-0-0	0-0-		AWAY		0-1-0		1-2-0		3-2-0	
7-4-0	0-0-0	0-0-0		NEUTRAL		0-0-0		0-1-0		7-3-0	
7-9-0	0-0-0	0-0-0		CONFERENCE		0-0-0		0-4-0		7-5-0	
5-3-0	0-0-0	0-0-0		HOME		0-0-0		0-0-0		5-3-0	
2-6-0	0-0-0	0-0-0		AWAY		0-0-0		0-4-0		2-2-0	
0-0-0	0-0-0	0-0-0		NEUTRAL		0-0-0		0-0-0		0-0-0	
RPI	S	Opponent	Score	RPI	S	Opponent	Score	RPI	S	Opponent	Score
				35	A	Long Beach St.	0 4				
				35	A	Long Beach St.	0 4				
</											

Non-Div. I Games:

Canisius

Canisius

UC Riverside

Through Games Of Final

Average RPI Win:		141	WON-LOST RECORD		WINNING PCT. RANK		LAST 10 GAMES		STRENGTH OF SCHEDULE		OPP. STRENGTH OF SCHEDULE		TEAM RPI	ADJ RPI		CONF. RPI	ADJ CONF. RPI						
DIV. I ONLY			13-33-0		.28261	246	3-7-0		127		113		218	.4414	221	10	10						
DIV. I NON-CONF.			7-18-0		.28	235	0-0-0		108		173		210	.44674	216	10	10						
TOTALS		RPI 1-25		RPI 26-50			W-L RECORDS			RPI 51-100			RPI 101-150			RPI 150+							
13-33-0		0-3-0		1-2-0			OVERALL			3-12-0			4-10-0			5-6-0							
9-16-0		0-0-0		1-2-0			HOME			2-7-0			2-4-0			4-3-0							
2-11-0		0-1-0		0-0-0			AWAY			0-3-0			2-5-0			0-2-0							
2-6-0		0-2-0		0-0-0			NEUTRAL			1-2-0			0-1-0			1-1-0							
7-18-0		0-3-0		0-0-0			NON-CONFERENCE			2-7-0			1-4-0			4-4-0							
5-8-0		0-0-0		0-0-0			HOME			1-5-0			1-2-0			3-1-0							
0-4-0		0-1-0		0-0-			AWAY			0-0-0			0-1-0			0-2-0							
2-6-0		0-2-0		0-0-0			NEUTRAL			1-2-0			0-1-0			1-1-0							
6-15-0		0-0-0		1-2-0			CONFERENCE			1-5-0			3-6-0			1-2-0							
4-8-0		0-0-0		1-2-0			HOME			1-2-0			1-2-0			1-2-0							
2-7-0		0-0-0		0-0-0			AWAY			0-3-0			2-4-0			0-0-0							
0-0-0		0-0-0		0-0-0			NEUTRAL			0-0-0			0-0-0			0-0-0							
RPI	S	Opponent		Score		RPI	S	Opponent		Score		RPI	S	Opponent		Score		RPI	S	Opponent		Score	
8	A	Arizona		0	8	35	H	Long Beach St.		4	8	53	A	Pacific		3	7	101	A	UNLV		5	13
12	N	Washington		4	23	35	H	Long Beach St.		3	0	53	A	Pacific		5	8	101	H	UNLV		2	10
12	N	Washington		3	22	35	H	Long Beach St.		2	11	53	A	Pacific		4	5	110	A	UC Santa Barbara		11	8
												55	H	Hawaii		0	2	110	A	UC Santa Barbara		5	7
												55	H	Hawaii		1	9	110	A	UC Santa Barbara		0	3
												69	N	Mississippi St.		7	6	123	H	Loyola Marymount		0	4
												74	H	Minnesota		6	1	129	H	St. Louis		9	2
												74	H	Minnesota		1	6	132	H	Cal Poly		1	7
												74	N	Minnesota		5	7	132	H	Cal Poly		4	5
												79	H	Boise St.		11	13	132	H	Cal Poly		4	3
												81	H	Harvard		4	7	134	N	Portland St.		6	8
												91	H	Cal St. Fullerton		4	3	147	A	Cal St. Northridge		1	7
												91	H	Cal St. Fullerton		3	6	147	A	Cal St. Northridge		6	3
												91	H	Cal St. Fullerton		2	4	147	A	Cal St. Northridge		5	10
												98	N	Ill.-Chicago		3	5	158	H	UC Davis		9	8
																		158	H	UC Davis		2	3
																		158	H	UC Davis		5	17
																		169	H	Rutgers		6	5
																		220	H	Canisius		4	9
																		220	H	Canisius		5	4
																		240	N	Utah St.		4	1
																		256	H	North Dakota		3	1
																		258	N	Idaho St.		9	12
																		259	A	Cal St. Bakersfield		1	7
																		259	A	Cal St. Bakersfield		3	8
LAST 10 GAMES																							
						35	H	Long Beach St.		3	0	147	A	Cal St. Northridge		5	10	258	N	Idaho St.		9	12
						35	H	Long Beach St.		2	11	158	H	UC Davis		2	3	259	A	Cal St. Bakersfield		1	7
						35	H	Long Beach St.		4	8	158	H	UC Davis		5	17	259	A	Cal St. Bakersfield		3	8
						147	A	Cal St. Northridge		6	3	158	H	UC Davis		9	8						
						147	A	Cal St. Northridge		1	7	53	A	Pacific		4	5						

Non-Div. I Games:

UC Riverside

Average RPI Win:		203	WON-LOST RECORD		WINNING PCT. RANK	LAST 10 GAMES		STRENGTH OF SCHEDULE		OPP. STRENGTH OF SCHEDULE	TEAM RPI	ADJ RPI	CONF. RPI	ADJ CONF. RPI
Average RPI Loss:		131	16-36-0		.30769 239	2-8-0		154		183	227	.43818 222	20	21
DIV. I ONLY			9-20-0		.31034 226	0-3-0		151		184	216	.44808 213	19	18
DIV. I NON-CONF.														
TOTALS		RPI 1-25	RPI 26-50		W-L RECORDS		RPI 51-100		RPI 101-150		RPI 150+			
16-36-0		0-3-0	0-1-0		OVERALL		1-7-0		2-9-0		13-16-0			
7-13-0		0-2-0	0-0-0		HOME		0-1-0		2-4-0		5-6-0			
6-11-0		0-1-0	0-0-0		AWAY		1-4-0		0-0-0		5-6-0			
3-12-0		0-0-0	0-1-0		NEUTRAL		0-2-0		0-5-0		3-4-0			
9-20-0		0-3-0	0-1-0		NON-CONFERENCE		1-4-0		0-6-0		8-6-0			
4-5-0		0-2-0	0-0-0		HOME		0-1-0		0-1-0		4-1-0			
3-4-0		0-1-0	0-0-		AWAY		1-1-0		0-0-0		2-2-0			
2-11-0		0-0-0	0-1-0		NEUTRAL		0-2-0		0-5-0		2-3-0			
7-16-0		0-0-0	0-0-0		CONFERENCE		0-3-0		2-3-0		5-10-0			
3-8-0		0-0-0	0-0-0		HOME		0-0-0		2-3-0		1-5-0			
3-7-0		0-0-0	0-0-0		AWAY		0-3-0		0-0-0		3-4-0			
1-1-0		0-0-0	0-0-0		NEUTRAL		0-0-0		0-0-0		1-1-0			
RPI S	Opponent	Score	RPI S	Opponent	Score	RPI S	Opponent	Score	RPI S	Opponent	Score	RPI S	Opponent	Score
6 A	Georgia	0 14	48 N	Jacksonville	1 7	71 N	North Carolina St.	0 8	102 N	North Dakota St.	1 2			
22 H	Georgia Tech	4 10				82 A	South Carolina	3 8	104 N	Fla. Gulf Coast	2 4			
22 H	Georgia Tech	2 12				82 A	South Carolina	5 2	105 N	Boston U.	1 4			
						82 H	South Carolina	1 6	111 H	Cleveland St.	1 6			
						84 A	Radford	0 7	131 H	Liberty	2 7			
						84 A	Radford	0 5	131 H	Liberty	5 1			
						84 A	Radford	0 7	131 H	Liberty	7 4			
						95 N	S.C. Upstate	1 9	131 H	Liberty	0 3			
									131 H	Liberty	6 13			
									136 N	Quinnipiac	0 6			
									146 N	Marshall	1 2			
									151 A	Charlotte	2 4			
									151 A	Charlotte	1 2			
									152 H	Charleston So.	3 5			
									152 H	Charleston So.	1 10			
									152 H	Charleston So.	1 2			
									152 N	Charleston So.	4 11			
									174 H	Wright St.	1 2			
									182 A	Coastal Caro.	0 8			
									182 A	Coastal Caro.	1 5			
									182 A	Coastal Caro.	3 0			
									182 N	Coastal Caro.	12 1			
									184 N	Niagara	2 3			
									185 H	Akron	9 1			
									190 N	Dartmouth	4 3			
									208 N	Buffalo	0 1			
									213 A	Presbyterian	1 3			
LAST 10 GAMES			131 H	Liberty	0 3	82 A	South Carolina	3 8						
			227 H	Gardner-Webb	1 2	84 A	Radford	0 7						
			131 H	Liberty	5 1	84 A	Radford	0 5						
			151 A	Charlotte	2 4	84 A	Radford	0 7						
			151 A	Charlotte	1 2	227 H	Gardner-Webb	4 3						

Non-Div. I Games:

Winthrop

RPI	S	Opponent	Score	
213	A	Presbyterian	2	4
213	H	Presbyterian	2	5
223	N	Furman	12	4
227	A	Gardner-Webb	7	3
227	A	Gardner-Webb	5	1
227	H	Gardner-Webb	1	2
227	H	Gardner-Webb	4	3
229	N	Drexel	3	4
238	H	George Washington	7	1
238	H	George Washington	2	0
257	H	UNC Wilmington	6	3
263	A	Western Caro.	14	4
263	A	Western Caro.	9	3

Winthrop

W
i
n
t
h
r
o
p

W
i
n
t
h
r
o
p

Average RPI Win: 209		WON-LOST RECORD	WINNING PCT. RANK	LAST 10 GAMES	STRENGTH OF SCHEDULE	OPP. STRENGTH OF SCHEDULE	TEAM RPI	ADJ RPI	CONF. RPI	ADJ CONF. RPI	
Average RPI Loss: 134											
DIV. I ONLY		18-35-0	.33962 224	3-7-0	176	209	225	.43712 223	16	16	
DIV. I NON-CONF.		8-18-0	.30769 227	0-2-0	223	245	247	.41394 247	16	16	
<hr/>											
TOTALS		RPI 1-25	RPI 26-50		W-L RECORDS		RPI 51-100		RPI 101-150		RPI 150+
18-35-0		0-1-0	0-4-0		OVERALL		0-5-0		6-10-0		12-15-0
13-7-0		0-0-0	0-3-0		HOME		0-0-0		5-3-0		8-1-0
4-22-0		0-1-0	0-0-0		AWAY		0-5-0		1-5-0		3-11-0
1-6-0		0-0-0	0-1-0		NEUTRAL		0-0-0		0-2-0		1-3-0
8-18-0		0-1-0	0-0-0		NON-CONFERENCE		0-5-0		2-1-0		6-11-0
7-1-0		0-0-0	0-0-0		HOME		0-0-0		2-0-0		5-1-0
1-13-0		0-1-0	0-0-		AWAY		0-5-0		0-0-0		1-7-0
0-4-0		0-0-0	0-0-0		NEUTRAL		0-0-0		0-1-0		0-3-0
10-17-0		0-0-0	0-4-0		CONFERENCE		0-0-0		4-9-0		6-4-0
6-6-0		0-0-0	0-3-0		HOME		0-0-0		3-3-0		3-0-0
3-9-0		0-0-0	0-0-0		AWAY		0-0-0		1-5-0		2-4-0
1-2-0		0-0-0	0-1-0		NEUTRAL		0-0-0		0-1-0		1-0-0
RPI S	Opponent	Score		RPI S	Opponent	Score		RPI S	Opponent	Score	
13 A	Tennessee	4	6	45 H	Chattanooga	7	12	78 A	Georgia St.	1	4
				45 H	Chattanooga	2	12	78 A	Georgia St.	0	8
				45 H	Chattanooga	3	9	82 A	South Carolina	1	5
				45 N	Chattanooga	0	4	95 A	S.C. Upstate	0	6
								95 A	S.C. Upstate	1	3

Non-Div. I Games:

Furman

RPI	S	Opponent	Score	
216	A	Samford	2	1
216	A	Samford	0	3
216	A	Samford	6	7
222	N	Winthrop	4	12
225	A	East Tenn. St.	4	12
225	A	East Tenn. St.	3	1
227	A	Gardner-Webb	2	3
227	A	Gardner-Webb	5	6
255	H	Oakland	9	1
255	H	Oakland	5	1
263	H	Western Caro.	5	1
263	H	Western Caro.	4	3
263	H	Western Caro.	5	0
263	N	Western Caro.	5	4
286	H	N.C. Central	8	0
286	H	N.C. Central	8	0

Furman

F
u
r
m
a
n

F
u
r
m
a
n

Average RPI Win:		262	WON-LOST RECORD		WINNING PCT. RANK		LAST 10 GAMES		STRENGTH OF SCHEDULE		OPP. STRENGTH OF SCHEDULE		TEAM RPI		ADJ RPI		CONF. RPI		ADJ CONF. RPI				
DIV. I ONLY			24-24-0		.5 141		3-5-0		273		250		226		.43475 224		31		31				
DIV. I NON-CONF.			6-20-0		.23077 252		0-3-0		219		113		257		.41082 252		30		30				
TOTALS		RPI 1-25		RPI 26-50		W-L RECORDS		RPI 51-100		RPI 101-150		RPI 150+											
24-24-0		0-2-0		0-7-0		OVERALL		0-4-0		0-0-0		24-11-0											
7-3-0		0-0-0		0-0-0		HOME		0-1-0		0-0-0		7-2-0											
5-11-0		0-1-0		0-4-0		AWAY		0-2-0		0-0-0		5-4-0											
12-10-0		0-1-0		0-3-0		NEUTRAL		0-1-0		0-0-0		12-5-0											
6-20-0		0-2-0		0-7-0		NON-CONFERENCE		0-4-0		0-0-0		6-7-0											
1-2-0		0-0-0		0-0-0		HOME		0-1-0		0-0-0		1-1-0											
0-10-0		0-1-0		0-0-		AWAY		0-2-0		0-0-0		0-3-0											
5-8-0		0-1-0		0-3-0		NEUTRAL		0-1-0		0-0-0		5-3-0											
18-4-0		0-0-0		0-0-0		CONFERENCE		0-0-0		0-0-0		18-4-0											
6-1-0		0-0-0		0-0-0		HOME		0-0-0		0-0-0		6-1-0											
5-1-0		0-0-0		0-0-0		AWAY		0-0-0		0-0-0		5-1-0											
7-2-0		0-0-0		0-0-0		NEUTRAL		0-0-0		0-0-0		7-2-0											
RPI	S	Opponent		Score		RPI	S	Opponent		Score		RPI	S	Opponent		Score							
14	A	Texas A&M		1	15	28	A	Auburn		3	11	69	A	Mississippi St.		0	8	157	A	Ole Miss		1	6
14	N	Texas A&M		2	8	28	A	Auburn		1	14	69	A	Mississippi St.		1	9	171	A	Southern Miss.		1	2
						41	N	San Diego St.		0	7	69	H	Mississippi St.		1	5	183	N	Louisiana Tech		1	7
						41	N	San Diego St.		3	11	97	N	Troy		6	12	183	N	Louisiana Tech		0	2
						44	A	Memphis		0	2							191	H	Southeastern La.		8	0
						44	A	Memphis		0	8							192	N	Florida A&M		0	8
						44	N	Memphis		1	5							197	N	Nicholls St.		6	5
																		198	A	Central Ark.		0	6
																		198	H	Central Ark.		2	5
																		228	N	Evansville		6	5
																		230	A	Jackson St.		3	0
																		230	A	Jackson St.		3	4
																		230	A	Jackson St.		4	1
																		230	N	Jackson St.		2	6
																		243	N	Southern U.		6	2
																		243	N	Southern U.		2	4
																		243	N	Southern U.		3	2
																		243	N	Southern U.		17	7
																		272	H	Texas Southern		8	3
																		274	N	Hampton		4	0
																		276	A	Alcorn St.		4	1
																		276	A	Alcorn St.		2	1
																		276	A	Alcorn St.		4	2
																		278	H	Alabama St.		9	1
																		278	H	Alabama St.		18	4
																		278	H	Alabama St.		9	0
																		280	H	Alabama A&M		10	2
LAST 10 GAMES																							
						230	N	Jackson St.		2	6	28	A	Auburn		1	14	276	A	Alcorn St.		4	2
						243	N	Southern U.		6	2	28	A	Auburn		3	11	278	H	Alabama St.		9	1
						243	N	Southern U.		2	4	69	A	Mississippi St.		1	9	278	H	Alabama St.		18	4
						243	N	Southern U.		3	2	278	H	Alabama St.		18	4	278	H	Alabama St.		9	0
						285	N	Grambling		6	0	278	H	Alabama St.		9	0	280	H	Alabama A&M		10	2

RPI	S	Opponent	Score	
280	H	Alabama A&M	4	6
280	H	Alabama A&M	14	1
282	N	Ark.-Pine Bluff	8	2
283	N	Prairie View	13	6
285	N	Grambling	6	0
285	N	Grambling	5	0
287	N	N.C. A&T	13	3
288	N	South Carolina St.	10	1

Mississippi Val.

M
i
s
s
i
s
s
i
p
p
i
V
a
l
.

M
i
s
s
i
s
s
i
p
p
i
V
a
l
.

Average RPI Win:		231	WON-LOST RECORD		WINNING PCT. RANK	LAST 10 GAMES		STRENGTH OF SCHEDULE		OPP. STRENGTH OF SCHEDULE	TEAM RPI	ADJ RPI	CONF. RPI	ADJ CONF. RPI			
Average RPI Loss:		112															
DIV. I ONLY			14-32-0		.30435	241	1-9-0		157		191	229	.43472	225	12	12	
DIV. I NON-CONF.			11-15-0		.42308	173	1-1-0		212		246	212	.44744	214	13	13	
TOTALS		RPI 1-25		RPI 26-50		W-L RECORDS		RPI 51-100		RPI 101-150		RPI 150+					
14-32-0		0-1-0		0-3-0		OVERALL		0-11-0		1-10-0		13-7-0					
7-13-0		0-0-0		0-2-0		HOME		0-6-0		0-4-0		7-1-0					
3-11-0		0-1-0		0-1-0		AWAY		0-5-0		0-3-0		3-1-0					
4-8-0		0-0-0		0-0-0		NEUTRAL		0-0-0		1-3-0		3-5-0					
11-15-0		0-1-0		0-1-0		NON-CONFERENCE		0-3-0		1-4-0		10-6-0					
5-3-0		0-0-0		0-0-0		HOME		0-2-0		0-0-0		5-1-0					
2-4-0		0-1-0		0-0-		AWAY		0-1-0		0-1-0		2-0-0					
4-8-0		0-0-0		0-0-0		NEUTRAL		0-0-0		1-3-0		3-5-0					
3-17-0		0-0-0		0-2-0		CONFERENCE		0-8-0		0-6-0		3-1-0					
2-10-0		0-0-0		0-2-0		HOME		0-4-0		0-4-0		2-0-0					
1-7-0		0-0-0		0-0-0		AWAY		0-4-0		0-2-0		1-1-0					
0-0-0		0-0-0		0-0-0		NEUTRAL		0-0-0		0-0-0		0-0-0					
RPI	S	Opponent		Score		RPI	S	Opponent		Score		RPI	S	Opponent		Score	
13	A	Tennessee		0 18		45	A	Chattanooga		1 11		56	A	South Fla.		1 9	
						48	H	Jacksonville		0 9		59	H	Pittsburgh		8 14	
						48	H	Jacksonville		1 4		59	H	Pittsburgh		0 12	
												68	H	Lipscomb		0 9	
												68	H	Lipscomb		2 9	
												93	A	Kennesaw St.		0 8	
												93	A	Kennesaw St.		6 7	
												95	H	S.C. Upstate		0 7	
												95	H	S.C. Upstate		4 7	
												99	A	Mercer		0 4	
												99	A	Mercer		0 8	

Non-Div. I Games: King (TN) 2 3 King (TN) 5 4

East Tenn. St.

RPI	S	Opponent	Score	
254	N	Toledo	6	1
287	H	N.C. A&T	16	2
287	H	N.C. A&T	9	1
288	H	South Carolina St.	5	0

East Tenn. St.

E
a
s
t
T
e
n
n
.
S
t
.

E
a
s
t
T
e
n
n
.
S
t
.

Average RPI Win: 240		WON-LOST RECORD	WINNING PCT. RANK	LAST 10 GAMES	STRENGTH OF SCHEDULE	OPP. STRENGTH OF SCHEDULE	TEAM RPI	ADJ RPI	CONF. RPI	ADJ CONF. RPI						
Average RPI Loss: 155																
DIV. I ONLY		18-26-0	.40909 192	6-4-0	200	266	221	.43443 226	30	30						
DIV. I NON-CONF.		7-17-0	.29167 233	0-0-0	110	212	211	.45341 204	31	31						
<hr/>																
TOTALS		RPI 1-25	RPI 26-50		W-L RECORDS		RPI 51-100		RPI 101-150		RPI 150+					
18-26-0		0-1-0	0-3-0		OVERALL		0-2-0		1-4-0		17-16-0					
5-5-0		0-1-0	0-0-0		HOME		0-0-0		0-0-0		5-4-0					
5-10-0		0-0-0	0-3-0		AWAY		0-1-0		0-0-0		5-6-0					
8-11-0		0-0-0	0-0-0		NEUTRAL		0-1-0		1-4-0		7-6-0					
7-17-0		0-1-0	0-3-0		NON-CONFERENCE		0-2-0		1-4-0		6-7-0					
0-1-0		0-1-0	0-0-0		HOME		0-0-0		0-0-0		0-0-0					
2-7-0		0-0-0	0-0-		AWAY		0-1-0		0-0-0		2-3-0					
5-9-0		0-0-0	0-0-0		NEUTRAL		0-1-0		1-4-0		4-4-0					
11-9-0		0-0-0	0-0-0		CONFERENCE		0-0-0		0-0-0		11-9-0					
5-4-0		0-0-0	0-0-0		HOME		0-0-0		0-0-0		5-4-0					
3-3-0		0-0-0	0-0-0		AWAY		0-0-0		0-0-0		3-3-0					
3-2-0		0-0-0	0-0-0		NEUTRAL		0-0-0		0-0-0		3-2-0					
RPI	S	Opponent	Score		RPI	S	Opponent	Score		RPI	S	Opponent	Score			
1	H	Arizona St.	1	13	31	A	Texas Tech	0	8	52	N	Virginia Tech	1	5		
					31	A	Texas Tech	1	7	95	A	S.C. Upstate	0	2		
					31	A	Texas Tech	0	10							
												104	N	Fla. Gulf Coast	2	3
												110	N	UC Santa Barbara	0	8
												112	N	Campbell	4	15
												127	N	Albany (NY)	8	1
												144	N	Creighton	0	8
												159	N	Bethune-Cookman	0	17
												159	N	Bethune-Cookman	0	8
												163	A	San Diego	3	5
												170	N	Cornell	1	5
												170	N	Cornell	2	4
												175	N	Monmouth	5	3
												178	A	Towson	2	5
												187	N	Dayton	1	7
												187	N	Dayton	3	10
												192	N	Florida A&M	7	0
												195	H	Delaware St.	3	4
												195	H	Delaware St.	1	4
												195	H	Delaware St.	6	1
												215	A	George Mason	8	5
												215	A	George Mason	2	6
												215	A	George Mason	6	0
					LAST 10 GAMES							241	A	Coppin St.	3	1
					192	N	Florida A&M	7	0			241	A	Coppin St.	3	5
					159	N	Bethune-Cookman	0	17			241	A	Coppin St.	6	5
					241	N	Coppin St.	1	0			241	N	Coppin St.	1	0
					288	N	South Carolina St.	12	4			255	N	Oakland	4	3
					159	N	Bethune-Cookman	0	8			265	H	Morgan St.	9	15
												265	H	Morgan St.	13	5

Non-Div. I Games: Bowie St. 12 3 Bowie St. 13 0

Howard

RPI	S	Opponent	Score	
265	H	Morgan St.	13	5
265	H	Morgan St.	7	4
274	A	Hampton	7	9
274	A	Hampton	6	1
274	A	Hampton	2	4
275	N	La Salle	9	1
279	N	Lafayette	8	2
288	N	South Carolina St.	12	4
289	H	Md.-East. Shore	15	5
289	H	Md.-East. Shore	8	9
289	H	Md.-East. Shore	9	1

Howard

H
o
w
a
r
d

H
o
w
a
r
d

Average RPI Win:	214	WON-LOST	WINNING	LAST 10	STRENGTH OF	OPP. STRENGTH	TEAM	ADJ	CONF.	ADJ CONF.					
Average RPI Loss:	144	RECORD	PCT. RANK	GAMES	SCHEDULE	OF SCHEDULE	RPI	RPI	RPI	RPI					
DIV. I ONLY		18-28-0	.3913	204	6-4-0	221	238	228	.43407	227	20	21			
DIV. I NON-CONF.		10-14-0	.41667	176	2-0-0	240	259	226	.43647	226	19	18			
<hr/>															
TOTALS	RPI 1-25	RPI 26-50		W-L RECORDS		RPI 51-100		RPI 101-150		RPI 150+					
18-28-0	0-0-0	0-1-0		OVERALL		1-6-0		1-8-0		16-13-0					
6-7-0	0-0-0	0-0-0		HOME		1-2-0		0-3-0		5-2-0					
8-9-0	0-0-0	0-0-0		AWAY		0-2-0		0-0-0		8-7-0					
4-12-0	0-0-0	0-1-0		NEUTRAL		0-2-0		1-5-0		3-4-0					
<hr/>															
10-14-0	0-0-0	0-1-0		NON-CONFERENCE		0-4-0		1-3-0		9-6-0					
4-0-0	0-0-0	0-0-0		HOME		0-0-0		0-0-0		4-0-0					
3-4-0	0-0-0	0-0-		AWAY		0-2-0		0-0-0		3-2-0					
3-10-0	0-0-0	0-1-0		NEUTRAL		0-2-0		1-3-0		2-4-0					
<hr/>															
8-14-0	0-0-0	0-0-0		CONFERENCE		1-2-0		0-5-0		7-7-0					
2-7-0	0-0-0	0-0-0		HOME		1-2-0		0-3-0		1-2-0					
5-5-0	0-0-0	0-0-0		AWAY		0-0-0		0-0-0		5-5-0					
1-2-0	0-0-0	0-0-0		NEUTRAL		0-0-0		0-2-0		1-0-0					
<hr/>															
RPI	S	Opponent	Score	RPI	S	Opponent	Score	RPI	S	Opponent	Score	RPI	S	Opponent	Score
				26	N	Syracuse	0 15	53	N	Pacific	3 5	102	N	North Dakota St.	2 5
								84	H	Radford	0 3	111	N	Cleveland St.	1 3
								84	H	Radford	0 7	120	N	Appalachian St.	0 10
								84	H	Radford	3 2	131	H	Liberty	3 14
								87	N	Valparaiso	1 4	131	H	Liberty	8 11
								95	A	S.C. Upstate	1 9	131	H	Liberty	2 5
								95	A	S.C. Upstate	0 5	131	N	Liberty	0 1
												131	N	Liberty	1 6
												150	N	Providence	3 1
												151	A	Charlotte	9 11
												151	A	Charlotte	0 5
												152	A	Charleston So.	1 0
												152	A	Charleston So.	4 7
												152	A	Charleston So.	3 2
												178	N	Towson	3 2
												182	A	Coastal Caro.	8 7
												182	A	Coastal Caro.	3 11
												182	A	Coastal Caro.	0 3
												187	N	Dayton	4 8
												187	N	Dayton	2 3
												187	N	Dayton	3 4
				LAST 10 GAMES								213	A	Presbyterian	0 5
				131	N	Liberty	0 1	182	A	Coastal Caro.	3 11	213	A	Presbyterian	3 2
				131	N	Liberty	1 6	182	A	Coastal Caro.	0 3	213	H	Presbyterian	3 2
				222	A	Winthrop	2 1	288	H	South Carolina St.	5 2	213	N	Presbyterian	3 2
				213	N	Presbyterian	3 2	288	H	South Carolina St.	5 3	222	A	Winthrop	3 4
				182	A	Coastal Caro.	8 7	152	A	Charleston So.	1 0	222	A	Winthrop	2 1

Non-Div. I Games:

Gardner-Webb

RPI	S	Opponent	Score	
222	H	Winthrop	3	7
222	H	Winthrop	1	5
223	H	Furman	6	5
223	H	Furman	3	2
238	N	George Washington	4	0
257	A	UNC Wilmington	3	2
257	N	UNC Wilmington	0	5
287	A	N.C. A&T	9	5
287	A	N.C. A&T	11	1
288	H	South Carolina St.	5	2
288	H	South Carolina St.	5	3

Gardner-Webb

G
a
r
d
n
e
r
-
W
e
b
b

G
a
r
d
n
e
r
-
W
e
b
b

Average RPI Win: 193		WON-LOST	WINNING	LAST 10	STRENGTH OF		OPP. STRENGTH	TEAM	ADJ		CONF.	ADJ CONF.
Average RPI Loss: 108		RECORD	PCT. RANK	GAMES	SCHEDULE		OF SCHEDULE	RPI	RPI		RPI	RPI
DIV. I ONLY		12-42-0	.22222	268	2-8-0		104	137	232		.43236	228
DIV. I NON-CONF.		6-21-0	.22222	258	0-0-0		69	153	203		.45534	201
TOTALS		RPI 1-25	RPI 26-50		W-L RECORDS		RPI 51-100		RPI 101-150		RPI 150+	
12-42-0		0-4-0	0-7-0		OVERALL		1-10-0		2-10-0		9-11-0	
5-15-0		0-2-0	0-3-0		HOME		1-1-0		2-6-0		2-3-0	
4-19-0		0-1-0	0-3-0		AWAY		0-8-0		0-2-0		4-5-0	
3-8-0		0-1-0	0-1-0		NEUTRAL		0-1-0		0-2-0		3-3-0	
6-21-0		0-4-0	0-4-0		NON-CONFERENCE		0-2-0		1-5-0		5-6-0	
2-4-0		0-2-0	0-0-0		HOME		0-0-0		1-1-0		1-1-0	
1-9-0		0-1-0	0-0-		AWAY		0-1-0		0-2-0		1-2-0	
3-8-0		0-1-0	0-1-0		NEUTRAL		0-1-0		0-2-0		3-3-0	
6-21-0		0-0-0	0-3-0		CONFERENCE		1-8-0		1-5-0		4-5-0	
3-11-0		0-0-0	0-3-0		HOME		1-1-0		1-5-0		1-2-0	
3-10-0		0-0-0	0-0-0		AWAY		0-7-0		0-0-0		3-3-0	
0-0-0		0-0-0	0-0-0		NEUTRAL		0-0-0		0-0-0		0-0-0	
RPI S	Opponent	Score	RPI S	Opponent	Score	RPI S	Opponent	Score	RPI S	Opponent	Score	
4 H	Missouri	1 9	31 A	Texas Tech	0 8	64 A	Southern Ill.	1 9	108 H	UNI	2 3	
4 H	Missouri	2 7	31 A	Texas Tech	1 5	64 H	Southern Ill.	3 13	108 H	UNI	2 6	
13 A	Tennessee	0 6	31 A	Texas Tech	0 8	64 H	Southern Ill.	3 0	108 H	UNI	0 8	
22 N	Georgia Tech	1 18	39 H	Illinois St.	2 4	66 A	South Ala.	0 18	129 A	St. Louis	1 3	
			39 H	Illinois St.	3 14	80 A	Missouri St.	0 7	129 A	St. Louis	2 10	
			39 H	Illinois St.	0 8	80 A	Missouri St.	3 4	133 H	UT Martin	3 7	
			45 N	Chattanooga	3 11	80 A	Missouri St.	0 1	133 H	UT Martin	7 6	
						86 A	Drake	2 10	133 N	UT Martin	1 5	
						86 A	Drake	6 7	141 N	Ohio St.	4 12	
						86 A	Drake	5 6	144 H	Creighton	0 6	
						97 N	Troy	1 6	144 H	Creighton	0 4	
									144 H	Creighton	4 2	
									160 N	UNC Greensboro	3 9	
									165 A	Southeast Mo. St.	4 2	
									165 A	Southeast Mo. St.	0 9	
									171 A	Southern Miss.	1 10	
									179 H	Murray St.	8 5	
									179 H	Murray St.	3 7	
									191 N	Southeastern La.	10 3	
									193 A	Wichita St.	1 5	
									193 A	Wichita St.	4 12	
									193 A	Wichita St.	3 2	
									197 N	Nicholls St.	3 5	
									224 N	Mississippi Val.	5 6	
									231 A	Indiana St.	1 5	
									231 A	Indiana St.	5 2	
									231 A	Indiana St.	14 4	
LAST 10 GAMES			LAST 10 GAMES			LAST 10 GAMES			LAST 10 GAMES			
			80 A	Missouri St.	0 7	235 H	Bradley	4 2				
			80 A	Missouri St.	3 4	64 A	Southern Ill.	1 9				
			80 A	Missouri St.	0 1	193 A	Wichita St.	1 5				
			235 H	Bradley	1 4	193 A	Wichita St.	4 12				
			235 H	Bradley	2 10	193 A	Wichita St.	3 2				

Non-Div. I Games:

Evansville

RPI	S	Opponent	Score	
235	H	Bradley	1	4
235	H	Bradley	2	10
235	H	Bradley	4	2
276	N	Alcorn St.	11	2
276	N	Alcorn St.	16	3

Evansville

E
v
a
n
s
v
i
l
l
e

E
v
a
n
s
v
i
l
l
e

Average RPI Win:	215	WON-LOST RECORD	WINNING PCT. RANK	LAST 10 GAMES		STRENGTH OF SCHEDULE	OPP. STRENGTH OF SCHEDULE	TEAM RPI	ADJ RPI	CONF. RPI	ADJ CONF. RPI					
Average RPI Loss:	140															
DIV. I ONLY		15-28-0	.34884	220	3-7-0	215	189	233	.43178	229	18	19				
DIV. I NON-CONF.		8-14-0	.36364	207	0-1-0	247	207	237	.42483	237	18	21				
<hr/>																
TOTALS	RPI 1-25			RPI 26-50	W-L RECORDS		RPI 51-100			RPI 101-150		RPI 150+				
15-28-0	0-0-0			0-0-0	OVERALL		0-10-0			2-7-0		13-11-0				
1-10-0	0-0-0			0-0-0	HOME		0-7-0			0-0-0		1-3-0				
11-11-0	0-0-0			0-0-0	AWAY		0-0-0			2-5-0		9-6-0				
3-7-0	0-0-0			0-0-0	NEUTRAL		0-3-0			0-2-0		3-2-0				
8-14-0	0-0-0			0-0-0	NON-CONFERENCE		0-4-0			1-5-0		7-5-0				
0-2-0	0-0-0			0-0-0	HOME		0-1-0			0-0-0		0-1-0				
5-5-0	0-0-0			0-0-	AWAY		0-0-0			1-3-0		4-2-0				
3-7-0	0-0-0			0-0-0	NEUTRAL		0-3-0			0-2-0		3-2-0				
7-14-0	0-0-0			0-0-0	CONFERENCE		0-6-0			1-2-0		6-6-0				
1-8-0	0-0-0			0-0-0	HOME		0-6-0			0-0-0		1-2-0				
6-6-0	0-0-0			0-0-0	AWAY		0-0-0			1-2-0		5-4-0				
0-0-0	0-0-0			0-0-0	NEUTRAL		0-0-0			0-0-0		0-0-0				
RPI	S	Opponent	Score	RPI	S	Opponent	Score	RPI	S	Opponent	Score	RPI	S	Opponent	Score	
							54 H Hofstra	3	6					112 A Campbell	7	10
							54 H Hofstra	0	12					113 A Col. of Charleston	4	2
							54 H Hofstra	1	3					122 A Iona	6	7
							65 N Virginia	0	6					122 A Iona	2	3
							65 N Virginia	3	4					131 N Liberty	2	9
							70 N Iowa St.	2	5					137 N SIU Edwardsville	0	3
							78 H Georgia St.	3	7					143 A James Madison	3	9
							78 H Georgia St.	1	13					143 A James Madison	2	4
							78 H Georgia St.	2	3					143 A James Madison	9	3
							88 H St. Joseph's	3	9					178 A Towson	0	7
														178 A Towson	5	1
														178 A Towson	0	7
														184 N Niagara	1	5
														199 N Marist	11	3
														202 N Seton Hall	8	2
														203 H Penn	4	6
														215 A George Mason	2	1
														215 A George Mason	3	4
														215 A George Mason	2	6
														217 A UMBC	3	5
														217 A UMBC	11	3
														218 H Delaware	8	3
														218 H Delaware	0	6
														218 H Delaware	5	6
														222 N Winthrop	4	3
														233 A Georgetown	2	4
														233 A Georgetown	4	2

Non-Div. I Games:

Drexel

RPI	S	Opponent	Score	
241	A	Coppin St.	12	1
257	A	UNC Wilmington	3	2
257	A	UNC Wilmington	6	5
257	A	UNC Wilmington	3	2
266	N	Rhode Island	5	6
275	A	La Salle	4	0

Drexel

D
r
e
x
e
l

D
r
e
x
e
l

[illegible]

Non-Div. I Games:

Millsaps

11 3

Belhaven

1 5

Millsaps

8 2

Jackson St.

J a c k s o n s t .

Jackson, S. T.

Jackson St.

Average RPI Win:	195	WON-LOST	WINNING	LAST 10	STRENGTH OF	OPP. STRENGTH	TEAM	ADJ	CONF.	ADJ CONF.		
Average RPI Loss:	126	RECORD	PCT. RANK	GAMES	SCHEDULE	OF SCHEDULE	RPI	RPI	RPI	RPI		
DIV. I ONLY		15-33-0	.3125	236	1-9-0	182	173	231	.43	231	13	13
DIV. I NON-CONF.		11-12-0	.47826	145	0-0-0	187	231	173	.47459	176	12	12
<hr/>												
TOTALS	RPI 1-25	RPI 26-50		W-L RECORDS		RPI 51-100		RPI 101-150		RPI 150+		
15-33-0	0-0-0	0-4-0		OVERALL		1-10-0		3-8-0		11-11-0		
4-11-0	0-0-0	0-1-0		HOME		0-5-0		1-3-0		3-2-0		
2-16-0	0-0-0	0-3-0		AWAY		0-3-0		0-5-0		2-5-0		
9-6-0	0-0-0	0-0-0		NEUTRAL		1-2-0		2-0-0		6-4-0		
11-12-0	0-0-0	0-1-0		NON-CONFERENCE		1-2-0		2-3-0		8-6-0		
2-1-0	0-0-0	0-0-0		HOME		0-0-0		0-1-0		2-0-0		
0-5-0	0-0-0	0-0-		AWAY		0-0-0		0-2-0		0-2-0		
9-6-0	0-0-0	0-0-0		NEUTRAL		1-2-0		2-0-0		6-4-0		
4-21-0	0-0-0	0-3-0		CONFERENCE		0-8-0		1-5-0		3-5-0		
2-10-0	0-0-0	0-1-0		HOME		0-5-0		1-2-0		1-2-0		
2-11-0	0-0-0	0-2-0		AWAY		0-3-0		0-3-0		2-3-0		
0-0-0	0-0-0	0-0-0		NEUTRAL		0-0-0		0-0-0		0-0-0		
RPI	S	Opponent	Score	RPI	S	Opponent	Score	RPI	S	Opponent	Score	
				30	A	Indiana	2 5	64	H	Southern Ill.	5 8	
				39	A	Illinois St.	0 9	64	H	Southern Ill.	14 16	
				39	A	Illinois St.	1 5	64	H	Southern Ill.	7 12	
				39	H	Illinois St.	7 10	68	N	Lipscomb	3 1	
								75	N	Eastern Ill.	1 5	
								75	N	Eastern Ill.	0 2	
								80	H	Missouri St.	1 6	
								80	H	Missouri St.	1 6	
								86	A	Drake	4 5	
								86	A	Drake	0 2	
								86	A	Drake	0 4	
								108	A	UNI	0 7	
								108	A	UNI	0 8	
								108	A	UNI	0 1	
								109	A	Butler	4 8	
								116	A	La.-Monroe	0 9	
								137	H	SIU Edwardsville	1 4	
								144	H	Creighton	0 9	
								144	H	Creighton	0 3	
								144	H	Creighton	6 2	
								145	N	Lehigh	9 7	
								148	N	Northwestern St.	6 1	
								164	N	Bryant	5 4	
								165	A	Southeast Mo. St.	8 10	
								165	A	Southeast Mo. St.	2 4	
								165	N	Southeast Mo. St.	2 6	
								168	N	Sacred Heart	2 1	
								192	N	Florida A&M	6 7	
								193	A	Wichita St.	2 10	
								193	A	Wichita St.	9 3	
								193	A	Wichita St.	7 3	
								200	N	Eastern Ky.	3 9	
								216	N	Samford	7 0	
								228	H	Evansville	4 14	
								228	H	Evansville	5 1	
								228	H	Evansville	2 5	
								235	A	Bradley	2 5	
								235	A	Bradley	3 10	

Non-Div. I Games:

Indiana St.

Indianast.

Indianast.

Indiana St.

[illegible]

Non-Div. I Games:

Youngstown St.

RPI	S	Opponent	Score	
254	H	Toledo	10	0
260	A	Hartford	5	1
262	H	Detroit	8	0
262	H	Detroit	6	2
268	N	South Dakota	9	11
270	N	Bucknell	9	2
271	N	Rider	3	2
279	N	Lafayette	14	8
284	A	Savannah St.	5	6
284	A	Savannah St.	13	2
286	H	N.C. Central	3	1
288	A	South Carolina St.	9	0
288	A	South Carolina St.	5	4
288	N	South Carolina St.	9	1

Youngstown St.

Y
o
u
n
g
s
t
o
w
n
s
t
.

Y
o
u
n
g
s
t
o
w
n
s
t
.

Average RPI Win:	155	WON-LOST	WINNING	LAST 10	STRENGTH OF	OPP. STRENGTH	TEAM	ADJ	CONF.	ADJ CONF.					
Average RPI Loss:	118	RECORD	PCT. RANK	GAMES	SCHEDULE	OF SCHEDULE	RPI	RPI	RPI	RPI					
DIV. I ONLY		13-40-0	.24528	260	3-7-0	148	111	237	.42855	233	8	8			
DIV. I NON-CONF.		7-27-0	.20588	263	0-1-0	134	166	235	.42631	236	7	7			
<hr/>															
TOTALS	RPI 1-25	RPI 26-50		W-L RECORDS		RPI 51-100		RPI 101-150		RPI 150+					
13-40-0	0-1-0	1-6-0		OVERALL		1-11-0		4-10-0		7-12-0					
5-11-0	0-1-0	1-1-0		HOME		0-1-0		2-2-0		2-6-0					
3-20-0	0-0-0	0-4-0		AWAY		0-5-0		1-6-0		2-5-0					
5-9-0	0-0-0	0-1-0		NEUTRAL		1-5-0		1-2-0		3-1-0					
7-27-0	0-0-0	1-5-0		NON-CONFERENCE		1-7-0		1-6-0		4-9-0					
2-6-0	0-0-0	1-1-0		HOME		0-1-0		0-0-0		1-4-0					
0-13-0	0-0-0	0-0-		AWAY		0-2-0		0-4-0		0-4-0					
5-8-0	0-0-0	0-1-0		NEUTRAL		1-4-0		1-2-0		3-1-0					
6-13-0	0-1-0	0-1-0		CONFERENCE		0-4-0		3-4-0		3-3-0					
3-5-0	0-1-0	0-0-0		HOME		0-0-0		2-2-0		1-2-0					
3-7-0	0-0-0	0-1-0		AWAY		0-3-0		1-2-0		2-1-0					
0-1-0	0-0-0	0-0-0		NEUTRAL		0-1-0		0-0-0		0-0-0					
<hr/>															
RPI	S	Opponent	Score	RPI	S	Opponent	Score	RPI	S	Opponent	Score				
25	H	Louisville	1 8	26	A	Syracuse	0 9	56	A	South Fla.	0 4	104	A	Fla. Gulf Coast	0 10
				32	A	Maryland	0 1	56	A	South Fla.	0 1	113	A	Col. of Charleston	1 3
				32	A	Maryland	0 10	56	A	South Fla.	1 8	113	A	Col. of Charleston	0 1
				42	A	North Carolina	0 14	59	N	Pittsburgh	0 3	114	N	Ball St.	0 8
				46	N	Penn St.	0 6	65	A	Virginia	4 8	125	H	St. John's (NY)	10 2
				47	H	Longwood	3 2	71	N	North Carolina St.	2 1	125	H	St. John's (NY)	7 8
				47	H	Longwood	2 8	82	N	South Carolina	2 10	126	H	Connecticut	6 14
								82	N	Michigan St.	1 3	126	H	Connecticut	5 3
								84	A	Radford	0 6	129	N	St. Louis	5 7
								88	N	St. Joseph's	0 2	129	N	St. Louis	3 2
								94	H	Utah	1 4	143	A	James Madison	1 15
								95	N	S.C. Upstate	1 3	150	A	Providence	2 5
												150	A	Providence	8 5
												150	A	Providence	1 3
												152	A	Charleston So.	6 8
												153	A	Villanova	6 7
												153	A	Villanova	7 1
												153	A	Villanova	3 2
												154	N	Robert Morris	1 0
												178	A	Towson	4 9
												182	A	Coastal Caro.	1 4
												182	A	Coastal Caro.	1 5
				LAST 10 GAMES								182	A	Coastal Caro.	1 5
				25	H	Louisville	1 8	202	H	Seton Hall	0 13	202	H	Seton Hall	0 13
				150	A	Providence	8 5	202	H	Seton Hall	4 3	202	H	Seton Hall	3 7
				150	A	Providence	2 5	202	H	Seton Hall	3 7	202	H	Seton Hall	4 3
				150	A	Providence	1 3	238	H	George Washington	2 4	212	H	Princeton	6 11
				26	A	Syracuse	0 9	125	H	St. John's (NY)	10 2	212	H	Princeton	1 9

Non-Div. I Games:

Georgetown

Georgetown

Average RPI Win:	235	WON-LOST RECORD	WINNING PCT. RANK	LAST 10 GAMES		STRENGTH OF SCHEDULE	OPP. STRENGTH OF SCHEDULE	TEAM RPI	ADJ RPI	CONF. RPI	ADJ CONF. RPI				
Average RPI Loss:	194														
DIV. I ONLY		28-25-0	.5283	128	5-5-0	272	271	224	.42742	234	28	28			
DIV. I NON-CONF.		18-12-0	.6	80	1-1-0	263	275	186	.4602	195	29	28			
<hr/>															
TOTALS	RPI 1-25		RPI 26-50		W-L RECORDS		RPI 51-100			RPI 101-150		RPI 150+			
28-25-0	0-0-0		0-1-0		OVERALL		0-0-0			2-5-0		26-19-0			
8-8-0	0-0-0		0-0-0		HOME		0-0-0			0-1-0		8-7-0			
11-13-0	0-0-0		0-1-0		AWAY		0-0-0			1-3-0		10-9-0			
9-4-0	0-0-0		0-0-0		NEUTRAL		0-0-0			1-1-0		8-3-0			
18-12-0	0-0-0		0-1-0		NON-CONFERENCE		0-0-0			1-2-0		17-9-0			
5-3-0	0-0-0		0-0-0		HOME		0-0-0			0-1-0		5-2-0			
5-5-0	0-0-0		0-0-		AWAY		0-0-0			0-0-0		5-4-0			
8-4-0	0-0-0		0-0-0		NEUTRAL		0-0-0			1-1-0		7-3-0			
10-13-0	0-0-0		0-0-0		CONFERENCE		0-0-0			1-3-0		9-10-0			
3-5-0	0-0-0		0-0-0		HOME		0-0-0			0-0-0		3-5-0			
6-8-0	0-0-0		0-0-0		AWAY		0-0-0			1-3-0		5-5-0			
1-0-0	0-0-0		0-0-0		NEUTRAL		0-0-0			0-0-0		1-0-0			
<hr/>															
RPI	S	Opponent	Score	RPI	S	Opponent	Score	RPI	S	Opponent	Score	RPI	S	Opponent	Score
				47	A	Longwood	2 7					122	H	Iona	1 2
												136	N	Quinnipiac	5 6
												136	N	Quinnipiac	5 3
												145	A	Lehigh	1 4
												145	A	Lehigh	6 4
												145	A	Lehigh	5 14
												145	A	Lehigh	2 5
												167	N	Green Bay	2 0
												171	A	Houston Baptist	0 8
												171	A	Houston Baptist	13 5
												171	A	Houston Baptist	1 0
												176	A	Colgate	0 6
												176	A	Colgate	2 3
												176	H	Colgate	3 5
												176	H	Colgate	4 7
												176	H	Colgate	0 2
												176	H	Colgate	0 4
												196	H	Fairleigh Dickinson	4 10
												196	H	Fairleigh Dickinson	3 1
												196	N	Fairleigh Dickinson	0 1
												199	H	Marist	1 11
												199	H	Marist	5 3
												204	N	Siena	6 3
												204	N	Siena	7 4
												218	H	Delaware	5 4
												236	H	Yale	6 1
												236	H	Yale	12 0

Non-Div. I Games:

Army

RPI	S	Opponent	Score	
238	A	George Washington	2	6
238	A	George Washington	5	6
239	N	Columbia	3	2
245	N	IUPUI	8	9
251	A	Holy Cross	8	7
251	A	Holy Cross	3	4
251	A	Holy Cross	3	2
251	A	Holy Cross	4	13
251	N	Holy Cross	6	5
260	N	Hartford	2	3
270	H	Bucknell	0	2
270	H	Bucknell	6	1
270	H	Bucknell	3	0
270	H	Bucknell	3	1
271	A	Rider	2	0
271	A	Rider	1	4
271	N	Rider	10	3
272	N	Texas Southern	9	0
279	A	Lafayette	6	4
279	A	Lafayette	14	6
279	A	Lafayette	0	2
279	A	Lafayette	14	4
281	A	St. Peter's	10	2
281	A	St. Peter's	10	0
281	N	St. Peter's	8	0

Army

A
r
m
y

A
r
m
y

Average RPI Win: 199		WON-LOST	WINNING	LAST 10	STRENGTH OF		OPP. STRENGTH	TEAM	ADJ	CONF.	ADJ CONF.
Average RPI Loss: 99		RECORD	PCT. RANK	GAMES	SCHEDULE		OF SCHEDULE	RPI	RPI	RPI	RPI
DIV. I ONLY		13-41-0	.24074	261	4-6-0		160	94	241	.42635	235
DIV. I NON-CONF.		7-21-0	.25	241	0-0-0		168	84	227	.43457	227
TOTALS		RPI 1-25	RPI 26-50		W-L RECORDS		RPI 51-100		RPI 101-150		RPI 150+
13-41-0		0-2-0	0-8-0		OVERALL		1-16-0		2-7-0		10-8-0
4-11-0		0-0-0	0-0-0		HOME		0-6-0		1-1-0		3-4-0
3-17-0		0-0-0	0-6-0		AWAY		0-4-0		1-5-0		2-2-0
6-13-0		0-2-0	0-2-0		NEUTRAL		1-6-0		0-1-0		5-2-0
7-21-0		0-2-0	0-5-0		NON-CONFERENCE		1-7-0		1-2-0		5-5-0
1-3-0		0-0-0	0-0-0		HOME		0-1-0		1-0-0		0-2-0
0-5-0		0-0-0	0-0-		AWAY		0-0-0		0-1-0		0-1-0
6-13-0		0-2-0	0-2-0		NEUTRAL		1-6-0		0-1-0		5-2-0
6-20-0		0-0-0	0-3-0		CONFERENCE		0-9-0		1-5-0		5-3-0
3-8-0		0-0-0	0-0-0		HOME		0-5-0		0-1-0		3-2-0
3-12-0		0-0-0	0-3-0		AWAY		0-4-0		1-4-0		2-1-0
0-0-0		0-0-0	0-0-0		NEUTRAL		0-0-0		0-0-0		0-0-0
RPI S	Opponent	Score	RPI S	Opponent	Score	RPI S	Opponent	Score	RPI S	Opponent	Score
5 N	California	3 12	31 N	Texas Tech	2 13	51 N	Kansas	10 7	101 A	UNLV	1 7
14 N	Texas A&M	1 3	36 A	Fresno St.	2 3	63 N	Northwestern	2 11	108 A	UNI	3 8
			36 A	Fresno St.	0 2	64 A	Southern Ill.	3 11	108 A	UNI	3 7
			39 A	Illinois St.	2 3	64 A	Southern Ill.	1 2	108 H	UNI	1 2
			39 A	Illinois St.	2 3	64 A	Southern Ill.	0 10	132 N	Cal Poly	1 7
			39 A	Illinois St.	1 3	73 N	Texas St.	0 5	142 H	North Florida	5 3
			43 A	Illinois	4 11	77 N	Oregon St.	6 8	144 A	Creighton	1 7
			50 N	New Mexico St.	10 12	80 A	Missouri St.	0 3	144 A	Creighton	9 4
						80 H	Missouri St.	1 3	144 A	Creighton	3 4
						80 H	Missouri St.	2 7	163 N	San Diego	8 15
						80 H	Missouri St.	1 10	181 H	Western Ill.	0 7
						86 H	Drake	2 3	188 A	UTEP	6 7
						86 H	Drake	1 6	188 H	UTEP	7 15
						97 N	Troy	0 2	193 H	Wichita St.	3 5
						97 N	Troy	1 9	193 H	Wichita St.	5 4
						97 N	Troy	7 8	193 H	Wichita St.	2 4
						98 H	Ill.-Chicago	3 6	198 N	Central Ark.	4 1
									205 N	San Jose St.	3 1
									216 N	Samford	10 2
									228 A	Evansville	2 4
									228 A	Evansville	4 1
									228 A	Evansville	10 2
									231 H	Indiana St.	5 2
									231 H	Indiana St.	10 3
									256 N	North Dakota	3 4
									258 N	Idaho St.	4 2
									258 N	Idaho St.	5 4
LAST 10 GAMES											
					80 A	Missouri St.	0 3	228 A	Evansville	10 2	
					193 H	Wichita St.	5 4	228 A	Evansville	2 4	
					193 H	Wichita St.	3 5	108 A	UNI	3 8	
					193 H	Wichita St.	2 4	108 A	UNI	3 7	
					228 A	Evansville	4 1	231 H	Indiana St.	10 3	

Non-Div. I Games:

Bradley

Average RPI Win:	230	WON-LOST RECORD	WINNING PCT. RANK	LAST 10 GAMES	STRENGTH OF SCHEDULE	OPP. STRENGTH OF SCHEDULE	TEAM RPI	ADJ RPI	CONF. RPI	ADJ CONF. RPI		
DIV. I ONLY		17-25-0	.40476	196	3-7-0	249	253	239	.42446	236	24	24
DIV. I NON-CONF.		9-13-0	.40909	183	1-1-0	272	262	254	.41156	249	25	24
<hr/>												
TOTALS	RPI 1-25	RPI 26-50		W-L RECORDS		RPI 51-100		RPI 101-150		RPI 150+		
17-25-0	0-0-0	0-0-0		OVERALL		0-4-0		1-4-0		16-17-0		
9-9-0	0-0-0	0-0-0		HOME		0-0-0		0-2-0		9-7-0		
2-12-0	0-0-0	0-0-0		AWAY		0-4-0		0-2-0		2-6-0		
6-4-0	0-0-0	0-0-0		NEUTRAL		0-0-0		1-0-0		5-4-0		
9-13-0	0-0-0	0-0-0		NON-CONFERENCE		0-0-0		1-4-0		8-9-0		
2-6-0	0-0-0	0-0-0		HOME		0-0-0		0-2-0		2-4-0		
1-5-0	0-0-0	0-0-		AWAY		0-0-0		0-2-0		1-3-0		
6-2-0	0-0-0	0-0-0		NEUTRAL		0-0-0		1-0-0		5-2-0		
8-12-0	0-0-0	0-0-0		CONFERENCE		0-4-0		0-0-0		8-8-0		
7-3-0	0-0-0	0-0-0		HOME		0-0-0		0-0-0		7-3-0		
1-7-0	0-0-0	0-0-0		AWAY		0-4-0		0-0-0		1-3-0		
0-2-0	0-0-0	0-0-0		NEUTRAL		0-0-0		0-0-0		0-2-0		
<hr/>												
RPI S	Opponent	Score	RPI S	Opponent	Score	RPI S	Opponent	Score	RPI S	Opponent	Score	
						81 A Harvard	0	8	115 N Loyola (IL)	3	2	
						81 A Harvard	3	11	138 H Fairfield	3	11	
						81 A Harvard	11	12	138 H Fairfield	5	8	
						81 A Harvard	1	11	150 A Providence	10	12	
						150 A Providence	1	2				
						164 H Bryant	0	3				
						164 H Bryant	1	6				
						170 N Cornell	2	10				
						170 N Cornell	0	3				
						173 H Central Conn. St.	1	5				
						173 H Central Conn. St.	2	8				
						190 H Dartmouth	1	9				
						190 H Dartmouth	1	2				
						190 H Dartmouth	3	2				
						190 H Dartmouth	5	7				
						192 N Florida A&M	3	2				
						200 N Eastern Ky.	0	7				
						203 H Penn	2	1				
						203 H Penn	10	6				
						212 A Princeton	12	13				
212 A Princeton	9	0										
			LAST 10 GAMES			234 A Army	1	6				
			234 A Army	0	12							
			237 A Brown	0	2							
			237 A Brown	4	5							
			237 H Brown	7	5							
			237 H Brown	4	2							
			81 A Harvard	3	11							
237 A Brown	11	12										
81 A Harvard	1	11										
81 A Harvard	0	8										
253 A Wagner	4	7										
237 H Brown	7	5										
237 H Brown	9	1										
237 H Brown	4	2										

Non-Div. I Games:

Yale

RPI	S	Opponent	Score	
239	H	Columbia	12	7
239	H	Columbia	7	0
251	N	Holy Cross	4	7
253	A	Wagner	9	1
253	A	Wagner	4	7
253	N	Wagner	4	0
260	N	Hartford	7	6
266	H	Rhode Island	12	11
266	H	Rhode Island	4	3
271	N	Rider	7	2
275	N	La Salle	8	0

Yale

B
r
o
w
n

Brown					Through Games Of Final							
Average RPI Win: 224 Average RPI Loss: 181		WON-LOST RECORD	WINNING PCT. RANK	LAST 10 GAMES	STRENGTH OF SCHEDULE	OPP. STRENGTH OF SCHEDULE	TEAM RPI	ADJ RPI	CONF. RPI	ADJ CONF. RPI		
DIV. I ONLY		14-22-1	.39189 203	4-6-0	239	256	238	.42218 237	24	24		
DIV. I NON-CONF.		6-10-1	.38235 196	1-1-0	270	271	259	.40513 257	25	24		
TOTALS		RPI 1-25	RPI 26-50		W-L RECORDS		RPI 51-100		RPI 101-150		RPI 150+	
14-22-1	0-0-0	0-0-0		OVERALL		0-4-0		0-2-0		14-16-1		
6-7-0	0-0-0	0-0-0		HOME		0-4-0		0-0-0		6-3-0		
6-10-0	0-0-0	0-0-0		AWAY		0-0-0		0-2-0		6-8-0		
2-5-1	0-0-0	0-0-0		NEUTRAL		0-0-0		0-0-0		2-5-1		
6-10-1	0-0-0	0-0-0		NON-CONFERENCE		0-0-0		0-2-0		6-8-1		
1-2-0	0-0-0	0-0-0		HOME		0-0-0		0-0-0		1-2-0		
3-3-0	0-0-0	0-0-		AWAY		0-0-0		0-2-0		3-1-0		
2-5-1	0-0-0	0-0-0		NEUTRAL		0-0-0		0-0-0		2-5-1		
8-12-0	0-0-0	0-0-0		CONFERENCE		0-4-0		0-0-0		8-8-0		
5-5-0	0-0-0	0-0-0		HOME		0-4-0		0-0-0		5-1-0		
3-7-0	0-0-0	0-0-0		AWAY		0-0-0		0-0-0		3-7-0		
0-0-0	0-0-0	0-0-0		NEUTRAL		0-0-0		0-0-0		0-0-0		
RPI S	Opponent	Score	RPI S	Opponent	Score	RPI S	Opponent	Score	RPI S	Opponent	Score	
						81 H	Harvard	0 8	150 A	Providence	3 10	
						81 H	Harvard	1 11	150 A	Providence	2 10	
						81 H	Harvard	3 7	164 H	Bryant	1 2	
						81 H	Harvard	0 9	169 N	Rutgers	3 15	
									170 A	Cornell	1 2	
									170 A	Cornell	9 3	
									173 N	Central Conn. St.	2 2	
									184 N	Niagara	4 1	
									184 N	Niagara	4 8	
									190 A	Dartmouth	0 8	
									190 A	Dartmouth	3 6	
									190 A	Dartmouth	13 0	
									190 A	Dartmouth	3 20	
									199 N	Marist	2 9	
									203 H	Penn	9 7	
									203 H	Penn	9 4	
									212 A	Princeton	8 4	
									212 A	Princeton	4 5	
									217 A	UMBC	8 9	
									217 A	UMBC	2 1	
									220 N	Canisius	1 4	
									236 A	Yale	5 7	
									236 A	Yale	2 4	
									236 H	Yale	2 0	
									236 H	Yale	5 4	
									239 H	Columbia	1 16	
									239 H	Columbia	1 0	
					LAST 10 GAMES							
						236 H	Yale	5 4	190 A	Dartmouth	3 20	
						236 H	Yale	2 0	190 A	Dartmouth	3 6	
						236 A	Yale	5 7	190 A	Dartmouth	13 0	
						236 A	Yale	2 4	266 H	Rhode Island	9 18	
						190 A	Dartmouth	0 8	266 H	Rhode Island	8 4	

B
r
o
w
n

Non-Div. I Games:

Brown

RPI	S	Opponent	Score	
241	A	Coppin St.	9	3
261	N	St. Francis (PA)	4	3
265	N	Morgan St.	4	5
266	H	Rhode Island	9	18
266	H	Rhode Island	8	4
274	A	Hampton	3	2

Brown

B
r
o
w
n

B
r
o
w
n

Average RPI Win:	216	WON-LOST RECORD	WINNING PCT. RANK	LAST 10 GAMES	STRENGTH OF SCHEDULE	OPP. STRENGTH OF SCHEDULE	TEAM RPI	ADJ RPI	CONF. RPI	ADJ CONF. RPI	
Average RPI Loss:	165										
DIV. I ONLY	16-27-1	.375	211	3-7-0	224	245	235	.42169	238	21	20
DIV. I NON-CONF.	10-13-1	.4375	168	0-2-0	233	272	222	.43695	225	20	19
<hr/>											
TOTALS	RPI 1-25	RPI 26-50		W-L RECORDS		RPI 51-100		RPI 101-150		RPI 150+	
16-27-1	0-0-0	0-2-0		OVERALL		0-4-0		3-5-0		13-16-1	
7-10-1	0-0-0	0-0-0		HOME		0-2-0		1-5-0		6-3-1	
7-13-0	0-0-0	0-2-0		AWAY		0-2-0		0-0-0		7-9-0	
2-4-0	0-0-0	0-0-0		NEUTRAL		0-0-0		2-0-0		0-4-0	
10-13-1	0-0-0	0-0-0		NON-CONFERENCE		0-0-0		2-2-0		8-11-1	
4-5-1	0-0-0	0-0-0		HOME		0-0-0		0-2-0		4-3-1	
4-4-0	0-0-0	0-0-		AWAY		0-0-0		0-0-0		4-4-0	
2-4-0	0-0-0	0-0-0		NEUTRAL		0-0-0		2-0-0		0-4-0	
6-14-0	0-0-0	0-2-0		CONFERENCE		0-4-0		1-3-0		5-5-0	
3-5-0	0-0-0	0-0-0		HOME		0-2-0		1-3-0		2-0-0	
3-9-0	0-0-0	0-2-0		AWAY		0-2-0		0-0-0		3-5-0	
0-0-0	0-0-0	0-0-0		NEUTRAL		0-0-0		0-0-0		0-0-0	
RPI	S	Opponent	Score	RPI	S	Opponent	Score	RPI	S	Opponent	Score
				40	A	Fordham	1 11	58	A	Massachusetts	0 6
				40	A	Fordham	0 3	58	A	Massachusetts	4 5
								88	H	St. Joseph's	0 10
								88	H	St. Joseph's	0 1
										122	N Iona
										129	H St. Louis
										129	H St. Louis
										135	H Temple
										135	H Temple
										143	H James Madison
										143	H James Madison
										150	N Providence
										151	A Charlotte
										151	A Charlotte
										170	H Cornell
										170	H Cornell
										174	N Wright St.
										175	N Monmouth
										187	A Dayton
										187	A Dayton
										196	N Fairleigh Dickinson
										212	H Princeton
										215	A George Mason
										215	H George Mason
										217	H UMBC
										217	H UMBC
										222	A Winthrop
										222	A Winthrop
										227	N Gardner-Webb
										233	A Georgetown
										234	H Army
<hr/>											
LAST 10 GAMES											
				275	A	La Salle	4 5	58	A	Massachusetts	4 5
				275	A	La Salle	1 0	58	A	Massachusetts	0 6
				129	H	St. Louis	0 8	266	A	Rhode Island	1 4
				129	H	St. Louis	1 0	266	A	Rhode Island	10 9
				215	H	George Mason	4 6	143	H	James Madison	1 2

Non-Div. I Games:

George Washington

RPI	S	Opponent	Score	
234	H	Army	6	2
241	A	Coppin St.	4	5
242	H	St. Bonaventure	5	4
242	H	St. Bonaventure	6	3
264	A	Norfolk St.	4	2
266	A	Rhode Island	1	4
266	A	Rhode Island	10	9
274	A	Hampton	3	4
274	A	Hampton	5	4
275	A	La Salle	4	5
275	A	La Salle	1	0

George Washington

G
e
o
r
g
e
W
a
s
h
i
n
g
t
o
n

G
e
o
r
g
e
W
a
s
h
i
n
g
t
o
n

C
o
l
u
m
b
i
a

Columbia					Through Games Of Final							
Average RPI Win: 223 Average RPI Loss: 165		WON-LOST RECORD	WINNING PCT. RANK	LAST 10 GAMES		STRENGTH OF SCHEDULE	OPP. STRENGTH OF SCHEDULE	TEAM RPI	ADJ RPI	CONF. RPI	ADJ CONF. RPI	
DIV. I ONLY		17-29-0	.36957 213	5-5-0		233	246	240	.42121 239	24	24	
DIV. I NON-CONF.		10-16-0	.38462 191	1-1-0		244	249	236	.42466 238	25	24	
<hr/>												
TOTALS		RPI 1-25	RPI 26-50		W-L RECORDS	RPI 51-100		RPI 101-150		RPI 150+		
17-29-0	0-0-0		0-0-0		OVERALL	0-8-0		1-3-0		16-18-0		
4-9-0	0-0-0		0-0-0		HOME	0-2-0		0-0-0		4-7-0		
8-8-0	0-0-0		0-0-0		AWAY	0-2-0		0-0-0		8-6-0		
5-12-0	0-0-0		0-0-0		NEUTRAL	0-4-0		1-3-0		4-5-0		
<hr/>												
10-16-0	0-0-0		0-0-0		NON-CONFERENCE	0-6-0		1-3-0		9-7-0		
2-1-0	0-0-0		0-0-0		HOME	0-0-0		0-0-0		2-1-0		
3-3-0	0-0-0		0-0-		AWAY	0-2-0		0-0-0		3-1-0		
5-12-0	0-0-0		0-0-0		NEUTRAL	0-4-0		1-3-0		4-5-0		
<hr/>												
7-13-0	0-0-0		0-0-0		CONFERENCE	0-2-0		0-0-0		7-11-0		
2-8-0	0-0-0		0-0-0		HOME	0-2-0		0-0-0		2-6-0		
5-5-0	0-0-0		0-0-0		AWAY	0-0-0		0-0-0		5-5-0		
0-0-0	0-0-0		0-0-0		NEUTRAL	0-0-0		0-0-0		0-0-0		
RPI S	Opponent	Score	RPI S	Opponent	Score	RPI S	Opponent	Score	RPI S	Opponent	Score	
						54 A Hofstra	0 7		113 N Col. of Charleston	0 3		
						54 A Hofstra	2 11		126 N Connecticut	0 1		
						60 N FIU	0 1		126 N Connecticut	4 2		
						75 N Eastern Ill.	0 5		135 N Temple	1 9		
						81 H Harvard	2 4		164 N Bryant	5 2		
						81 H Harvard	2 4		170 H Cornell	6 0		
						84 N Radford	1 3		170 H Cornell	1 2		
						100 N Central Mich.	0 8		170 H Cornell	1 2		
									170 H Cornell	6 4		
									190 H Dartmouth	4 9		
									190 H Dartmouth	0 1		
									196 H Fairleigh Dickinson	2 4		
									203 A Penn	3 6		
									203 A Penn	9 5		
									203 H Penn	0 9		
									203 H Penn	4 12		
									204 N Siena	1 2		
									206 A Manhattan	1 3		
									206 A Manhattan	4 1		
									212 A Princeton	5 3		
									212 A Princeton	2 0		
									212 A Princeton	7 5		
									212 A Princeton	2 5		
									225 N East Tenn. St.	1 4		
									231 N Indiana St.	0 5		
									232 N Youngstown St.	5 4		
									234 N Army	2 3		
LAST 10 GAMES												
						203 A Penn	9 5	212 A Princeton	2 5	212 A Princeton	2 5	
						203 A Penn	3 6	212 A Princeton	7 5	225 N East Tenn. St.	1 4	
						203 H Penn	0 9	212 A Princeton	2 0	231 N Indiana St.	0 5	
						203 H Penn	4 12	212 A Princeton	5 3	232 N Youngstown St.	5 4	
						196 H Fairleigh Dickinson	2 4	271 A Rider	10 1	234 N Army	2 3	

C
o
l
u
m
b
i
a

Non-Div. I Games:

Columbia

Columbia

Average RPI Win: 169		WON-LOST	WINNING	LAST 10	STRENGTH OF		OPP. STRENGTH	TEAM	ADJ	CONF.	ADJ CONF.
Average RPI Loss: 110		RECORD	PCT. RANK	GAMES	SCHEDULE		OF SCHEDULE	RPI	RPI	RPI	RPI
DIV. I ONLY		15-42-0	.26316	254	5-5-0		163	105	234	.41942	240
DIV. I NON-CONF.		7-27-0	.20588	263	1-0-0		199	123	256	.3986	262
TOTALS		RPI 1-25	RPI 26-50		W-L RECORDS		RPI 51-100		RPI 101-150		RPI 150+
15-42-0		0-6-0	0-10-0		OVERALL		3-10-0		3-2-0		9-14-0
4-10-0		0-0-0	0-6-0		HOME		3-1-0		0-0-0		1-3-0
9-16-0		0-4-0	0-2-0		AWAY		0-5-0		1-0-0		8-5-0
2-16-0		0-2-0	0-2-0		NEUTRAL		0-4-0		2-2-0		0-6-0
7-27-0		0-6-0	0-4-0		NON-CONFERENCE		1-5-0		3-2-0		3-10-0
1-1-0		0-0-0	0-0-0		HOME		1-0-0		0-0-0		0-1-0
4-13-0		0-4-0	0-0-		AWAY		0-3-0		1-0-0		3-4-0
2-13-0		0-2-0	0-2-0		NEUTRAL		0-2-0		2-2-0		0-5-0
8-15-0		0-0-0	0-6-0		CONFERENCE		2-5-0		0-0-0		6-4-0
3-9-0		0-0-0	0-6-0		HOME		2-1-0		0-0-0		1-2-0
5-3-0		0-0-0	0-0-0		AWAY		0-2-0		0-0-0		5-1-0
0-3-0		0-0-0	0-0-0		NEUTRAL		0-2-0		0-0-0		0-1-0
RPI S	Opponent	Score	RPI S	Opponent	Score	RPI S	Opponent	Score	RPI S	Opponent	Score
8 A	Arizona	3 11	35 A	Long Beach St.	0 2	55 A	Hawaii	0 8	101 A	UNLV	14 9
16 N	Stanford	10 18	36 H	Fresno St.	1 7	55 A	Hawaii	2 5	102 N	North Dakota St.	6 4
18 A	Oregon	0 9	36 H	Fresno St.	3 5	55 N	Hawaii	0 2	132 N	Cal Poly	2 5
18 A	Oregon	3 11	36 H	Fresno St.	12 16	55 N	Hawaii	1 6	134 N	Portland St.	2 5
19 A	UCLA	0 19	37 A	BYU	0 9	74 N	Minnesota	1 2	147 N	Cal St. Northridge	9 1
19 N	UCLA	3 13	41 N	San Diego St.	1 10	77 A	Oregon St.	1 8	180 N	Sacramento St.	0 1
			41 N	San Diego St.	0 2	77 A	Oregon St.	0 9	180 N	Sacramento St.	1 4
			50 H	New Mexico St.	4 5	79 H	Boise St.	4 3	183 H	Louisiana Tech	6 13
			50 H	New Mexico St.	6 11	79 H	Boise St.	7 6	183 H	Louisiana Tech	1 7
			50 H	New Mexico St.	1 3	79 H	Boise St.	1 10	183 H	Louisiana Tech	11 10
						90 N	UCF	6 9	183 N	Louisiana Tech	1 4
						91 A	Cal St. Fullerton	1 2	189 A	Nevada	8 1
						94 H	Utah	12 2	189 A	Nevada	13 3
									189 A	Nevada	8 1
									205 A	San Jose St.	5 2
									205 A	San Jose St.	4 8
									205 A	San Jose St.	9 6
									211 N	St. Mary's (CA)	0 1
									221 N	UC Riverside	1 4
									258 A	Idaho St.	3 0
									258 H	Idaho St.	1 6
									258 N	Idaho St.	2 10
									259 A	Cal St. Bakersfield	1 4
									259 A	Cal St. Bakersfield	3 1
									259 A	Cal St. Bakersfield	9 6
									259 A	Cal St. Bakersfield	3 4
									273 A	Weber St.	4 7
			LAST 10 GAMES								
			183 N	Louisiana Tech	1 4	189 A			189 A	Nevada	8 1
			55 N	Hawaii	1 6	189 A			189 A	Nevada	8 1
			183 H	Louisiana Tech	11 10	189 A			189 A	Nevada	13 3
			183 H	Louisiana Tech	6 13	94 H			94 H	Utah	12 2
			183 H	Louisiana Tech	1 7	36 H			36 H	Fresno St.	12 16

Non-Div. I Games:

Utah St.

Utah St.

Through Games Of Final

RPI	S	Opponent	Score	
273	A	Weber St.	5	6

Utah St.

U
t
a
h
S
t
.

U
t
a
h
S
t
.

Average RPI Win:	251	WON-LOST	WINNING	LAST 10	STRENGTH OF	OPP. STRENGTH	TEAM	ADJ	CONF.	ADJ CONF.	
Average RPI Loss:	219	RECORD	PCT. RANK	GAMES	SCHEDULE	OF SCHEDULE	RPI	RPI	RPI	RPI	
DIV. I ONLY	18-16-0	.52941	126	8-2-0	279	280	236	.41837	241	30	30
DIV. I NON-CONF.	5-7-0	.41667	176	0-0-0	265	256	241	.41988	243	31	31
TOTALS	RPI 1-25	RPI 26-50	W-L RECORDS		RPI 51-100	RPI 101-150		RPI 150+			
18-16-0	0-0-0	0-0-0	OVERALL		0-0-0	0-0-0		18-16-0			
10-8-0	0-0-0	0-0-0	HOME		0-0-0	0-0-0		10-8-0			
6-6-0	0-0-0	0-0-0	AWAY		0-0-0	0-0-0		6-6-0			
2-2-0	0-0-0	0-0-0	NEUTRAL		0-0-0	0-0-0		2-2-0			
5-7-0	0-0-0	0-0-0	NON-CONFERENCE		0-0-0	0-0-0		5-7-0			
3-5-0	0-0-0	0-0-0	HOME		0-0-0	0-0-0		3-5-0			
2-2-0	0-0-0	0-0-	AWAY		0-0-0	0-0-0		2-2-0			
0-0-0	0-0-0	0-0-0	NEUTRAL		0-0-0	0-0-0		0-0-0			
13-9-0	0-0-0	0-0-0	CONFERENCE		0-0-0	0-0-0		13-9-0			
7-3-0	0-0-0	0-0-0	HOME		0-0-0	0-0-0		7-3-0			
4-4-0	0-0-0	0-0-0	AWAY		0-0-0	0-0-0		4-4-0			
2-2-0	0-0-0	0-0-0	NEUTRAL		0-0-0	0-0-0		2-2-0			
RPI	S	Opponent	Score	RPI	S	Opponent	Score	RPI	S	Opponent	Score
								173	H	Central Conn. St.	3 1
								173	H	Central Conn. St.	3 24
								178	A	Towson	2 0
								178	A	Towson	0 8
								184	H	Niagara	0 7
								192	N	Florida A&M	1 3
								195	A	Delaware St.	0 1
								195	A	Delaware St.	1 0
								195	A	Delaware St.	0 1
								202	H	Seton Hall	1 3
								226	H	Howard	5 6
								226	H	Howard	1 3
								226	H	Howard	5 3
								226	N	Howard	0 1
								229	H	Drexel	1 12
								237	H	Brown	3 9
								238	H	George Washington	5 4
								246	A	Mt. St. Mary's	4 3
								246	A	Mt. St. Mary's	0 1
								246	H	Mt. St. Mary's	3 1
								264	A	Norfolk St.	4 0
								264	A	Norfolk St.	9 2
								264	N	Norfolk St.	1 0
								265	A	Morgan St.	2 3
								265	A	Morgan St.	2 6
								265	A	Morgan St.	4 3
								265	H	Morgan St.	3 4
LAST 10 GAMES											
								264	N	Norfolk St.	1 0
								274	H	Hampton	5 2
								274	H	Hampton	12 2
								289	H	Md.-East. Shore	8 3
								289	H	Md.-East. Shore	14 0
								289	H	Md.-East. Shore	6 0
								289	H	Md.-East. Shore	6 0

Non-Div. I Games:

Coppin St.

Coppin St.

Through Games Of Final

RPI	S	Opponent	Score	
265	N	Morgan St.	6	0
274	H	Hampton	7	5
274	H	Hampton	12	2
274	H	Hampton	5	2
289	H	Md.-East. Shore	14	0
289	H	Md.-East. Shore	6	0
289	H	Md.-East. Shore	8	3

Coppin St.

C
o
p
p
i
n
s
t
.

C
o
p
p
i
n
s
t
.

S
t
.
B
o
n
a
v
e
n
t
u
r
e

St. Bonaventure						Through Games Of Final							
Average RPI Win: 222		WON-LOST	WINNING	LAST 10		STRENGTH OF	OPP. STRENGTH	TEAM	ADJ	CONF.	ADJ CONF.		
Average RPI Loss: 148		RECORD	PCT. RANK	GAMES		SCHEDULE	OF SCHEDULE	RPI	RPI	RPI	RPI		
DIV. I ONLY		13-20-0	.39394	201	4-6-0	258	230	243	.4142	242	21	20	
DIV. I NON-CONF.		5-8-0	.38462	191	1-1-0	282	276	273	.38105	273	20	19	

TOTALS		RPI 1-25	RPI 26-50		W-L RECORDS	RPI 51-100		RPI 101-150		RPI 150+			
13-20-0	0-0-0	0-2-0		OVERALL		1-5-0		1-3-0		11-10-0			
3-6-0	0-0-0	0-2-0		HOME		1-1-0		1-1-0		1-2-0			
4-10-0	0-0-0	0-0-0		AWAY		0-3-0		0-2-0		4-5-0			
6-4-0	0-0-0	0-0-0		NEUTRAL		0-1-0		0-0-0		6-3-0			
5-8-0	0-0-0	0-0-0		NON-CONFERENCE		0-2-0		0-0-0		5-6-0			
0-1-0	0-0-0	0-0-0		HOME		0-0-0		0-0-0		0-1-0			
2-4-0	0-0-0	0-0-		AWAY		0-1-0		0-0-0		2-3-0			
3-3-0	0-0-0	0-0-0		NEUTRAL		0-1-0		0-0-0		3-2-0			
8-12-0	0-0-0	0-2-0		CONFERENCE		1-3-0		1-3-0		6-4-0			
3-5-0	0-0-0	0-2-0		HOME		1-1-0		1-1-0		1-1-0			
2-6-0	0-0-0	0-0-0		AWAY		0-2-0		0-2-0		2-2-0			
3-1-0	0-0-0	0-0-0		NEUTRAL		0-0-0		0-0-0		3-1-0			

RPI S	Opponent	Score	RPI S	Opponent	Score	RPI S	Opponent	Score	RPI S	Opponent	Score		
			40 H Fordham	0 13	55 A Hawaii	0 8	129 A St. Louis	3 4					
			40 H Fordham	2 5	58 A Massachusetts	0 1	129 A St. Louis	3 5					
					58 A Massachusetts	1 7	135 H Temple	4 3					
					59 N Pittsburgh	1 10	135 H Temple	3 6					
					88 H St. Joseph's	4 3	151 H Charlotte	6 3					
					88 H St. Joseph's	4 13	151 H Charlotte	0 1					
							154 A Robert Morris	9 12					
							154 A Robert Morris	7 3					
							187 N Dayton	5 11					
							187 N Dayton	11 8					
							220 A Canisius	8 6					
							220 A Canisius	8 9					
							225 A East Tenn. St.	7 10					
							238 A George Washington	3 6					
							238 A George Washington	4 5					
							244 N South Dakota St.	0 1					
							244 N South Dakota St.	3 8					
							266 A Rhode Island	5 0					
							266 A Rhode Island	12 4					
							273 H Weber St.	2 7					
							275 N La Salle	3 2					
							275 N La Salle	7 6					
							287 N N.C. A&T	9 1					
							288 N South Carolina St.	6 2					
							288 N South Carolina St.	9 1					

LAST 10 GAMES													
			135 H Temple	3 6	151 H Charlotte	0 1	287 N N.C. A&T	9 1					
			135 H Temple	4 3	154 A Robert Morris	9 12	288 N South Carolina St.	6 2					
			88 H St. Joseph's	4 13	154 A Robert Morris	7 3	288 N South Carolina St.	9 1					
			88 H St. Joseph's	4 3	129 A St. Louis	3 4							
			151 H Charlotte	6 3	129 A St. Louis	3 5							

S
t
.
B
o
n
a
v
e
n
t
u
r
e

Non-Div. I Games:

St. Bonaventure

Average RPI Win:		255	WON-LOST RECORD		WINNING PCT. RANK		LAST 10 GAMES		STRENGTH OF SCHEDULE		OPP. STRENGTH OF SCHEDULE		TEAM RPI		ADJ RPI		CONF. RPI		ADJ CONF. RPI						
DIV. I ONLY			19-24-0		.44186	174	7-3-0		266		273		245		.41399	243	31		31						
DIV. I NON-CONF.			2-17-0		.10526	278	0-1-0		135		155		265		.4068	256	30		30						
TOTALS		RPI 1-25		RPI 26-50		W-L RECORDS		RPI 51-100		RPI 101-150		RPI 150+													
19-24-0		0-3-0		1-0-0		OVERALL		0-1-0		0-5-0		18-15-0													
5-6-0		0-0-0		0-0-0		HOME		0-0-0		0-3-0		5-3-0													
6-4-0		0-1-0		0-0-0		AWAY		0-1-0		0-0-0		6-2-0													
8-14-0		0-2-0		1-0-0		NEUTRAL		0-0-0		0-2-0		7-10-0													
2-17-0		0-3-0		1-0-0		NON-CONFERENCE		0-1-0		0-5-0		1-8-0													
1-4-0		0-0-0		0-0-0		HOME		0-0-0		0-3-0		1-1-0													
0-4-0		0-1-0		0-0-		AWAY		0-1-0		0-0-0		0-2-0													
1-9-0		0-2-0		1-0-0		NEUTRAL		0-0-0		0-2-0		0-5-0													
17-7-0		0-0-0		0-0-0		CONFERENCE		0-0-0		0-0-0		17-7-0													
4-2-0		0-0-0		0-0-0		HOME		0-0-0		0-0-0		4-2-0													
6-0-0		0-0-0		0-0-0		AWAY		0-0-0		0-0-0		6-0-0													
7-5-0		0-0-0		0-0-0		NEUTRAL		0-0-0		0-0-0		7-5-0													
RPI	S	Opponent		Score		RPI	S	Opponent		Score		RPI	S	Opponent		Score									
15	N	Oklahoma St.		3	13	34	N	La.-Lafayette		5	4	76	A	Jacksonville St.		3	11	117	N	UMKC		1	3		
20	A	Houston		2	12							119	H	McNeese St.		1	13								
24	N	LSU		0	12							119	H	McNeese St.		2	6								
												119	H	McNeese St.		1	12								
												129	N	St. Louis		0	1								
												171	N	Houston Baptist		3	4								
												171	N	Houston Baptist		0	4								
												185	N	Akron		8	9								
												191	A	Southeastern La.		0	9								
												191	H	Southeastern La.		3	2								
												197	A	Nicholls St.		2	6								
												197	H	Nicholls St.		1	5								
												197	N	Nicholls St.		4	10								
												197	N	Nicholls St.		3	6								
												224	N	Mississippi Val.		2	6								
												224	N	Mississippi Val.		4	2								
												224	N	Mississippi Val.		2	3								
												224	N	Mississippi Val.		7	17								
												230	N	Jackson St.		12	14								
												230	N	Jackson St.		11	3								
												230	N	Jackson St.		11	7								
						LAST 10 GAMES						272	H	Texas Southern		5	6								
						224 N Mississippi Val.						2	6	197 A Nicholls St.	2	6	272 H Texas Southern	2	3						
						224 N Mississippi Val.						4	2	283 A Prairie View	14	0	272 H Texas Southern	7	1						
						278 N Alabama St.						9	1	283 A Prairie View	5	0	276 N Alcorn St.	12	4						
						224 N Mississippi Val.						2	3	283 A Prairie View	3	2	278 N Alabama St.	9	1						
						278 N Alabama St.						11	6	282 A Ark.-Pine Bluff	13	6	278 N Alabama St.	8	6						

Non-Div. I Games: Miles 11 3 Miles 9 6

Southern U.

Southern U.

Southern U.

Southern U.

Average RPI Win: 225		WON-LOST RECORD		WINNING PCT. RANK		LAST 10 GAMES		STRENGTH OF SCHEDULE		OPP. STRENGTH OF SCHEDULE		TEAM RPI		ADJ RPI		CONF. RPI		ADJ CONF. RPI	
DIV. I ONLY		13-41-0		.24074 261		4-6-0		146		202		246		.41353 244		25		25	
DIV. I NON-CONF.		4-26-0		.13333 274		1-3-0		78		171		240		.42259 240		23		23	
TOTALS		RPI 1-25		RPI 26-50		W-L RECORDS		RPI 51-100		RPI 101-150		RPI 150+							
13-41-0		0-2-0		0-4-0		OVERALL		1-9-0		1-8-0		11-18-0							
5-8-0		0-0-0		0-0-0		HOME		0-0-0		0-2-0		5-6-0							
6-22-0		0-2-0		0-2-0		AWAY		1-7-0		1-5-0		4-6-0							
2-11-0		0-0-0		0-2-0		NEUTRAL		0-2-0		0-1-0		2-6-0							
4-26-0		0-2-0		0-4-0		NON-CONFERENCE		1-9-0		0-3-0		3-8-0							
1-3-0		0-0-0		0-0-0		HOME		0-0-0		0-2-0		1-1-0							
1-15-0		0-2-0		0-0-		AWAY		1-7-0		0-0-0		0-4-0							
2-8-0		0-0-0		0-2-0		NEUTRAL		0-2-0		0-1-0		2-3-0							
9-15-0		0-0-0		0-0-0		CONFERENCE		0-0-0		1-5-0		8-10-0							
4-5-0		0-0-0		0-0-0		HOME		0-0-0		0-0-0		4-5-0							
5-7-0		0-0-0		0-0-0		AWAY		0-0-0		1-5-0		4-2-0							
0-3-0		0-0-0		0-0-0		NEUTRAL		0-0-0		0-0-0		0-3-0							
RPI S	Opponent	Score		RPI S	Opponent	Score		RPI S	Opponent	Score		RPI S	Opponent	Score					
21 A	Nebraska	0	1	47 N	Longwood	3	5	51 N	Kansas	0	8	102 A	North Dakota St.	0	9				
21 A	Nebraska	1	9	47 N	Longwood	0	3	55 A	Hawaii	0	9	102 A	North Dakota St.	7	9				
				48 A	Jacksonville	0	9	55 A	Hawaii	1	3	102 A	North Dakota St.	0	11				
				48 A	Jacksonville	3	4	55 A	Hawaii	0	6	108 H	UNI	1	10				
								70 A	Iowa St.	2	16	108 H	UNI	6	7				
								72 A	Wisconsin	0	7	117 A	UMKC	0	5				
								72 A	Wisconsin	0	4	117 A	UMKC	9	7				
								85 N	Miami (OH)	0	4	117 A	UMKC	1	5				
								86 A	Drake	5	6	144 N	Creighton	3	6				
								86 A	Drake	4	3	156 N	IPFW	4	6				
												156 N	IPFW	5	12				
												156 N	IPFW	1	6				
												159 N	Bethune-Cookman	4	8				
												159 N	Bethune-Cookman	12	13				
												167 A	Green Bay	1	2				
												167 A	Green Bay	1	6				
												181 H	Western Ill.	9	7				
												181 H	Western Ill.	0	3				
												181 H	Western Ill.	3	6				
												186 A	Stetson	0	9				
												186 A	Stetson	2	10				
				LAST 10 GAMES															
				255 H	Oakland	3	2	181 H	Western Ill.	9	7	210 H	Southern Utah	1	2				
				255 H	Oakland	3	4	181 H	Western Ill.	3	6	210 H	Southern Utah	3	11				
				255 H	Oakland	3	0	181 H	Western Ill.	0	3	242 N	St. Bonaventure	8	3				
				256 H	North Dakota	0	6	21 A	Nebraska	0	1	242 N	St. Bonaventure	1	0				
				256 H	North Dakota	5	0	21 A	Nebraska	1	9	245 A	IUPUI	6	4				

Non-Div. I Games:

South Dakota St.

RPI	S	Opponent	Score	
245	A	IUPUI	0	5
245	A	IUPUI	6	14
255	H	Oakland	3	4
255	H	Oakland	3	0
255	H	Oakland	3	2
256	H	North Dakota	5	0
256	H	North Dakota	0	6
273	N	Weber St.	5	6
277	A	Centenary (LA)	7	0
277	A	Centenary (LA)	2	0
277	A	Centenary (LA)	5	3

South Dakota St.

S
o
u
t
h
D
a
k
o
t
a
S
t
.

S
o
u
t
h
D
a
k
o
t
a
S
t
.

Average RPI Win:	218	WON-LOST	WINNING	LAST 10	STRENGTH OF	OPP. STRENGTH	TEAM	ADJ	CONF.	ADJ CONF.		
Average RPI Loss:	147	RECORD	PCT. RANK	GAMES	SCHEDULE	OF SCHEDULE	RPI	RPI	RPI	RPI		
DIV. I ONLY		15-32-0	.31915	233	3-7-0	218	213	244	.413	245	25	25
DIV. I NON-CONF.		6-18-0	.25	241	1-0-0	144	200	230	.42987	232	23	23
<hr/>												
TOTALS	RPI 1-25	RPI 26-50		W-L RECORDS		RPI 51-100		RPI 101-150		RPI 150+		
15-32-0	0-0-0	0-3-0		OVERALL		0-4-0		2-10-0		13-15-0		
6-10-0	0-0-0	0-0-0		HOME		0-4-0		0-2-0		6-4-0		
6-15-0	0-0-0	0-3-0		AWAY		0-0-0		1-2-0		5-10-0		
3-7-0	0-0-0	0-0-0		NEUTRAL		0-0-0		1-6-0		2-1-0		
6-18-0	0-0-0	0-3-0		NON-CONFERENCE		0-4-0		2-5-0		4-6-0		
0-5-0	0-0-0	0-0-0		HOME		0-4-0		0-0-0		0-1-0		
3-9-0	0-0-0	0-0-		AWAY		0-0-0		1-2-0		2-4-0		
3-4-0	0-0-0	0-0-0		NEUTRAL		0-0-0		1-3-0		2-1-0		
9-14-0	0-0-0	0-0-0		CONFERENCE		0-0-0		0-5-0		9-9-0		
6-5-0	0-0-0	0-0-0		HOME		0-0-0		0-2-0		6-3-0		
3-6-0	0-0-0	0-0-0		AWAY		0-0-0		0-0-0		3-6-0		
0-3-0	0-0-0	0-0-0		NEUTRAL		0-0-0		0-3-0		0-0-0		
RPI	S	Opponent	Score	RPI	S	Opponent	Score	RPI	S	Opponent	Score	
				45	A	Chattanooga	1 9	102	N	North Dakota St.	1 4	
				47	A	Longwood	1 8	102	N	North Dakota St.	1 3	
				47	A	Longwood	3 11	102	N	North Dakota St.	0 7	
								108	N	UNI	1 7	
								111	A	Cleveland St.	5 11	
								111	A	Cleveland St.	2 4	
								115	A	Loyola (IL)	1 0	
								117	H	UMKC	6 8	
								117	H	UMKC	0 9	
								133	N	UT Martin	0 6	
								136	N	Quinnipiac	5 3	
								148	N	Northwestern St.	4 8	
								156	A	IPFW	0 6	
								156	A	IPFW	8 7	
								156	A	IPFW	1 2	
								174	N	Wright St.	0 2	
								177	H	Tennessee Tech	0 7	
								181	A	Western Ill.	24 20	
								181	A	Western Ill.	0 4	
								181	A	Western Ill.	9 10	
								187	A	Dayton	3 6	
								187	A	Dayton	3 0	
				LAST 10 GAMES								
				156	A	IPFW	1 2	117	H	UMKC	0 9	
				156	A	IPFW	8 7	210	A	Southern Utah	6 13	
				156	A	IPFW	0 6	210	A	Southern Utah	12 13	
				115	A	Loyola (IL)	1 0	210	A	Southern Utah	12 13	
				117	H	UMKC	6 8	210	A	Southern Utah	2 1	
								210	A	Southern Utah	2 1	
								210	A	Southern Utah	12 13	
								231	A	Indiana St.	2 7	
								231	A	Indiana St.	0 1	

Non-Div. I Games:

IUPUI

RPI	S	Opponent	Score	
234	N	Army	9	8
244	H	South Dakota St.	4	6
244	H	South Dakota St.	14	6
244	H	South Dakota St.	5	0
247	A	Belmont	9	4
247	A	Belmont	3	6
248	N	Austin Peay	6	1
255	H	Oakland	7	5
255	H	Oakland	7	1
255	H	Oakland	7	12
277	H	Centenary (LA)	0	1
277	H	Centenary (LA)	16	1
277	H	Centenary (LA)	20	3

I
U
P
U
I

I
U
P
U
I

[illegible]

Non-Div. I Games:

Mt. St. Mary's

Mt. St. Mary's

B
e
l
m
o
n
t

Belmont					Through Games Of Final									
Average RPI Win:		166	WON-LOST	WINNING	LAST 10	STRENGTH OF		OPP. STRENGTH	TEAM	ADJ		CONF.	ADJ CONF.	
Average RPI Loss:		134	RECORD	PCT. RANK	GAMES	SCHEDULE		OF SCHEDULE	RPI	RPI		RPI	RPI	
DIV. I ONLY			11-38-0	.22449	267	2-8-0		168	149	250	.40851	247	12	12
DIV. I NON-CONF.			7-22-0	.24138	246	0-2-0		227	192	261	.39779	264	13	13
TOTALS		RPI 1-25		RPI 26-50		W-L RECORDS		RPI 51-100		RPI 101-150		RPI 150+		
11-38-0		0-1-0		0-4-0		OVERALL		1-8-0		4-13-0		6-12-0		
5-15-0		0-0-0		0-2-0		HOME		0-4-0		2-6-0		3-3-0		
5-15-0		0-1-0		0-1-0		AWAY		1-3-0		1-3-0		3-7-0		
1-8-0		0-0-0		0-1-0		NEUTRAL		0-1-0		1-4-0		0-2-0		
7-22-0		0-1-0		0-2-0		NON-CONFERENCE		0-1-0		2-9-0		5-9-0		
4-6-0		0-0-0		0-0-0		HOME		0-0-0		1-3-0		3-3-0		
2-8-0		0-1-0		0-0-		AWAY		0-0-0		0-2-0		2-4-0		
1-8-0		0-0-0		0-1-0		NEUTRAL		0-1-0		1-4-0		0-2-0		
4-16-0		0-0-0		0-2-0		CONFERENCE		1-7-0		2-4-0		1-3-0		
1-9-0		0-0-0		0-2-0		HOME		0-4-0		1-3-0		0-0-0		
3-7-0		0-0-0		0-0-0		AWAY		1-3-0		1-1-0		1-3-0		
0-0-0		0-0-0		0-0-0		NEUTRAL		0-0-0		0-0-0		0-0-0		
RPI S	Opponent		Score		RPI S	Opponent		Score		RPI S	Opponent		Score	
22 A	Georgia Tech		2	12	28 A	Auburn		5	8	68 A	Lipscomb		0	6
					46 N	Penn St.		0	4	68 A	Lipscomb		1	0
					48 H	Jacksonville		0	4	78 N	Georgia St.		2	8
					48 H	Jacksonville		0	13	93 H	Kennesaw St.		0	9
										93 H	Kennesaw St.		0	6
										95 A	S.C. Upstate		1	2
										95 A	S.C. Upstate		1	4
										99 H	Mercer		0	1
										99 H	Mercer		3	5

Non-Div. I Games:

Belmont

B
e
l
m
o
n
t

Belmont

Average RPI Win: 177		WON-LOST	WINNING	LAST 10	STRENGTH OF		OPP. STRENGTH	TEAM	ADJ		CONF.	ADJ CONF.			
Average RPI Loss: 147		RECORD	PCT. RANK	GAMES	SCHEDULE		OF SCHEDULE	RPI	RPI		RPI	RPI			
DIV. I ONLY		12-40-0	.23077	265	2-8-0		174	197	251		.40797	248			
DIV. I NON-CONF.		5-16-0	.2381	249	0-0-0		166	206	243		.4216	242			
TOTALS		RPI 1-25	RPI 26-50		W-L RECORDS		RPI 51-100		RPI 101-150		RPI 150+				
12-40-0		0-2-0	0-0-0		OVERALL		1-9-0		4-6-0		7-23-0				
8-17-0		0-2-0	0-0-0		HOME		1-2-0		3-4-0		4-9-0				
3-15-0		0-0-0	0-0-0		AWAY		0-4-0		1-1-0		2-10-0				
1-8-0		0-0-0	0-0-0		NEUTRAL		0-3-0		0-1-0		1-4-0				
5-16-0		0-2-0	0-0-0		NON-CONFERENCE		0-4-0		1-3-0		4-7-0				
3-7-0		0-2-0	0-0-0		HOME		0-0-0		1-2-0		2-3-0				
1-2-0		0-0-0	0-0-		AWAY		0-1-0		0-0-0		1-1-0				
1-7-0		0-0-0	0-0-0		NEUTRAL		0-3-0		0-1-0		1-3-0				
7-24-0		0-0-0	0-0-0		CONFERENCE		1-5-0		3-3-0		3-16-0				
5-10-0		0-0-0	0-0-0		HOME		1-2-0		2-2-0		2-6-0				
2-13-0		0-0-0	0-0-0		AWAY		0-3-0		1-1-0		1-9-0				
0-1-0		0-0-0	0-0-0		NEUTRAL		0-0-0		0-0-0		0-1-0				
RPI S	Opponent	Score		RPI S	Opponent	Score		RPI S	Opponent	Score		RPI S	Opponent	Score	
17 H	Kentucky	0	13					66 N	South Ala.	1	4	111 H	Cleveland St.	0	7
17 H	Kentucky	0	16					66 N	South Ala.	2	11	114 H	Ball St.	2	9
								75 H	Eastern Ill.	2	7	117 H	UMKC	5	4
								75 H	Eastern Ill.	3	2	128 N	Western Ky.	0	5
								75 H	Eastern Ill.	2	11	133 A	UT Martin	0	6
								76 A	Jacksonville St.	0	1	133 A	UT Martin	7	6
								76 A	Jacksonville St.	0	5	133 H	UT Martin	5	2
								76 A	Jacksonville St.	2	5	137 H	SIU Edwardsville	4	2
								93 A	Kennesaw St.	0	1	137 H	SIU Edwardsville	3	4
								99 N	Mercer	0	8	137 H	SIU Edwardsville	2	6
												155 H	Eastern Mich.	5	4
												155 H	Eastern Mich.	1	3
												155 H	Eastern Mich.	3	8
												157 A	Ole Miss	3	4
												165 A	Southeast Mo. St.	2	1
												165 A	Southeast Mo. St.	1	9
												165 A	Southeast Mo. St.	5	8
												165 N	Southeast Mo. St.	3	6
												174 N	Wright St.	4	7
												174 N	Wright St.	1	3
												177 A	Tennessee Tech	0	8
												177 A	Tennessee Tech	2	8
												177 A	Tennessee Tech	0	3
												179 H	Murray St.	3	14
												179 H	Murray St.	6	5
												179 H	Murray St.	2	12
												200 H	Eastern Ky.	3	5
LAST 10 GAMES															
				137 H	SIU Edwardsville	3	4	177 A	Tennessee Tech	2	8				
				137 H	SIU Edwardsville	4	2	75 H	Eastern Ill.	2	11				
				137 H	SIU Edwardsville	2	6	75 H	Eastern Ill.	2	7				
				177 A	Tennessee Tech	0	3	75 H	Eastern Ill.	3	2				
				177 A	Tennessee Tech	0	8	76 A	Jacksonville St.	0	1				

Non-Div. I Games:

Austin Peay

RPI	S	Opponent	Score	
200	H	Eastern Ky.	2	11
200	H	Eastern Ky.	4	9
201	A	Morehead St.	2	5
201	A	Morehead St.	2	3
201	A	Morehead St.	11	16
245	N	IUPUI	1	6
247	A	Belmont	9	4
247	H	Belmont	4	5
247	H	Belmont	6	1
252	A	Tennessee St.	1	10
252	H	Tennessee St.	8	0
252	H	Tennessee St.	0	1
278	N	Alabama St.	8	1

Austin Peay

A
u
s
t
i
n
P
e
a
y

A
u
s
t
i
n
P
e
a
y

Non-Div. I Games:	Adams St.	1	2	Adams St.	7	10	Northern Colo.
-------------------	-----------	---	---	-----------	---	----	----------------

RPI	S	Opponent	Score	
258	H	Idaho St.	8	4
258	H	Idaho St.	9	5
258	H	Idaho St.	5	3
258	H	Idaho St.	10	0
269	H	Seattle	10	0
269	H	Seattle	3	2
269	H	Seattle	3	0
269	H	Seattle	1	6
273	A	Weber St.	7	6
273	A	Weber St.	10	5
273	A	Weber St.	6	3
273	A	Weber St.	2	3

Northern Colo.

N
o
r
t
h
e
r
n
C
o
l
o
.

N
o
r
t
h
e
r
n
C
o
l
o
.

[illegible]

Non-Div. I Games:

Utah Valley

RPI	S	Opponent	Score	
256	N	North Dakota	2	8
258	H	Idaho St.	3	7
258	H	Idaho St.	4	5
258	H	Idaho St.	1	4
258	H	Idaho St.	12	7
268	N	South Dakota	4	0
268	N	South Dakota	2	1
269	A	Seattle	6	3
269	A	Seattle	2	8
269	A	Seattle	4	10
269	A	Seattle	8	4
273	A	Weber St.	4	3
273	A	Weber St.	10	6
273	A	Weber St.	8	7
273	A	Weber St.	8	0

Utah Valley

U
t
a
h
V
a
l
l
e
y

U
t
a
h
V
a
l
l
e
y

Holy Cross

Through Games Of Final

Average RPI Win:	226	WON-LOST RECORD	WINNING PCT. RANK	LAST 10 GAMES	STRENGTH OF SCHEDULE	OPP. STRENGTH OF SCHEDULE	TEAM RPI	ADJ RPI	CONF. RPI	ADJ CONF. RPI		
DIV. I ONLY		18-31-0	.36735	216	2-8-0	240	270	249	.40495	251	28	28
DIV. I NON-CONF.		8-19-0	.2963	232	1-3-0	231	264	258	.39942	260	29	28
<hr/>												
TOTALS	RPI 1-25	RPI 26-50		W-L RECORDS		RPI 51-100		RPI 101-150		RPI 150+		
18-31-0	0-0-0	0-0-0		OVERALL		0-2-0		3-6-0		15-23-0		
6-13-0	0-0-0	0-0-0		HOME		0-0-0		1-0-0		5-13-0		
7-9-0	0-0-0	0-0-0		AWAY		0-2-0		1-3-0		6-4-0		
5-9-0	0-0-0	0-0-0		NEUTRAL		0-0-0		1-3-0		4-6-0		
<hr/>												
8-19-0	0-0-0	0-0-0		NON-CONFERENCE		0-2-0		2-2-0		6-15-0		
1-6-0	0-0-0	0-0-0		HOME		0-0-0		1-0-0		0-6-0		
2-6-0	0-0-0	0-0-		AWAY		0-2-0		0-0-0		2-4-0		
5-7-0	0-0-0	0-0-0		NEUTRAL		0-0-0		1-2-0		4-5-0		
<hr/>												
10-12-0	0-0-0	0-0-0		CONFERENCE		0-0-0		1-4-0		9-8-0		
5-7-0	0-0-0	0-0-0		HOME		0-0-0		0-0-0		5-7-0		
5-3-0	0-0-0	0-0-0		AWAY		0-0-0		1-3-0		4-0-0		
0-2-0	0-0-0	0-0-0		NEUTRAL		0-0-0		0-1-0		0-1-0		
<hr/>												
RPI	S	Opponent	Score	RPI	S	Opponent	Score	RPI	S	Opponent	Score	
								81	A	Harvard	4	13
								81	A	Harvard	1	8
								105	H	Boston U.	6	4
								135	N	Temple	5	7
								138	N	Fairfield	2	11
								138	N	Fairfield	2	1
								145	A	Lehigh	0	3
								145	A	Lehigh	5	8
								145	A	Lehigh	1	0
								145	A	Lehigh	4	5
								145	N	Lehigh	4	6
								154	N	Robert Morris	1	3
								164	H	Bryant	2	5
								168	N	Sacred Heart	0	1
								173	H	Central Conn. St.	0	5
								173	H	Central Conn. St.	2	3
								176	H	Colgate	1	2
								176	H	Colgate	10	7
								176	H	Colgate	0	2
								176	H	Colgate	4	8
199	A	Marist	8	3								
199	A	Marist	2	3								
203	N	Penn	2	6								
204	A	Siena	5	11								
204	A	Siena	5	2								
206	N	Manhattan	8	0								
209	A	Stony Brook	3	4								
209	H	Stony Brook	2	5								
231	N	Indiana St.	1	2								

Non-Div. I Games:

Holy Cross

H
O
L
Y
C
R
O
S
S

RPI	S	Opponent	Score	
234	H	Army	13	4
234	H	Army	2	3
234	H	Army	4	3
234	H	Army	7	8
234	N	Army	5	6
236	N	Yale	7	4
253	N	Wagner	6	3
260	A	Hartford	7	12
266	H	Rhode Island	4	8
266	H	Rhode Island	6	13
268	N	South Dakota	3	8
270	H	Bucknell	6	14
270	H	Bucknell	2	0
270	H	Bucknell	4	2
270	H	Bucknell	3	4
275	N	La Salle	7	2
279	A	Lafayette	10	5
279	A	Lafayette	13	5
279	A	Lafayette	3	2
279	A	Lafayette	5	2

H
O
L
Y
C
R
O
S
S

Holy Cross

Average RPI Win:		216	WON-LOST RECORD		WINNING PCT. RANK		LAST 10 GAMES		STRENGTH OF SCHEDULE		OPP. STRENGTH OF SCHEDULE		TEAM RPI		ADJ RPI		CONF. RPI		ADJ CONF. RPI				
Average RPI Loss:		137																					
DIV. I ONLY			11-43-0		.2037	272	1-9-0		183		193		257		.40309	252	19		18				
DIV. I NON-CONF.			6-19-0		.24	248	0-2-0		196		202		249		.4156	246	21		20				
TOTALS		RPI 1-25		RPI 26-50		W-L RECORDS		RPI 51-100		RPI 101-150		RPI 150+											
11-43-0		0-1-0		0-4-0		OVERALL		1-9-0		1-10-0		9-19-0											
4-15-0		0-1-0		0-0-0		HOME		0-2-0		1-6-0		3-6-0											
2-19-0		0-0-0		0-4-0		AWAY		0-5-0		0-0-0		2-10-0											
5-9-0		0-0-0		0-0-0		NEUTRAL		1-2-0		0-4-0		4-3-0											
6-19-0		0-1-0		0-4-0		NON-CONFERENCE		1-3-0		0-5-0		5-6-0											
1-3-0		0-1-0		0-0-0		HOME		0-0-0		0-1-0		1-1-0											
0-7-0		0-0-0		0-0-		AWAY		0-1-0		0-0-0		0-2-0											
5-9-0		0-0-0		0-0-0		NEUTRAL		1-2-0		0-4-0		4-3-0											
5-24-0		0-0-0		0-0-0		CONFERENCE		0-6-0		1-5-0		4-13-0											
3-12-0		0-0-0		0-0-0		HOME		0-2-0		1-5-0		2-5-0											
2-12-0		0-0-0		0-0-0		AWAY		0-4-0		0-0-0		2-8-0											
0-0-0		0-0-0		0-0-0		NEUTRAL		0-0-0		0-0-0		0-0-0											
RPI	S	Opponent		Score		RPI	S	Opponent		Score		RPI	S	Opponent		Score							
13	H	Tennessee		2	16	34	A	La.-Lafayette		0	19	62	N	Purdue		0	8	114	N	Ball St.		5	13
						34	A	La.-Lafayette		1	9	75	A	Eastern Ill.		3	10	128	H	Western Ky.		4	13
						44	A	Memphis		2	7	75	A	Eastern Ill.		0	13	130	N	Binghamton		2	4
						44	A	Memphis		0	8	75	A	Eastern Ill.		0	10	133	H	UT Martin		4	12
												76	A	Jacksonville St.		1	9	133	H	UT Martin		3	6
												76	H	Jacksonville St.		1	3	133	H	UT Martin		4	6
												76	H	Jacksonville St.		3	8	137	H	SIU Edwardsville		6	5
												78	N	Georgia St.		5	0	137	H	SIU Edwardsville		0	6
												93	A	Kennesaw St.		2	12	137	H	SIU Edwardsville		0	11
												99	N	Mercer		1	6	140	N	Elon		4	7
																		140	N	Elon		2	6
																		165	H	Southeast Mo. St.		3	5
																		165	H	Southeast Mo. St.		0	10
																		165	H	Southeast Mo. St.		5	6
																		177	A	Tennessee Tech		4	1
																		177	A	Tennessee Tech		1	2
																		177	A	Tennessee Tech		3	5
																		179	A	Murray St.		0	16
																		179	A	Murray St.		0	19
																		186	A	Stetson		0	1
																		186	A	Stetson		0	3
																		192	N	Florida A&M		1	6
																		194	N	Stephen F. Austin		0	6
																		194	N	Stephen F. Austin		3	0
																		200	H	Eastern Ky.		7	3
																		200	H	Eastern Ky.		7	12
																		200	H	Eastern Ky.		0	4
LAST 10 GAMES																							
						179	A	Murray St.		0	19	201	A	Morehead St.		3	11	194	N	Stephen F. Austin		0	6
						179	A	Murray St.		0	16	201	A	Morehead St.		4	12	194	N	Stephen F. Austin		3	0
						137	H	SIU Edwardsville		0	6	201	A	Morehead St.		1	9	200	H	Eastern Ky.		7	3
						137	H	SIU Edwardsville		0	11	44	A	Memphis		0	8	200	H	Eastern Ky.		7	12
						137	H	SIU Edwardsville		6	5	44	A	Memphis		2	7	200	H	Eastern Ky.		0	4

Non-Div. I Games:

Tennessee St.

RPI	S	Opponent	Score	
201	A	Morehead St.	3	11
201	A	Morehead St.	1	9
201	A	Morehead St.	4	12
207	N	Maine	3	7
247	H	Belmont	8	0
247	H	Belmont	4	13
248	A	Austin Peay	0	8
248	A	Austin Peay	1	0
248	H	Austin Peay	10	1
274	N	Hampton	12	4
287	N	N.C. A&T	8	0
288	N	South Carolina St.	10	1

Tennessee St.

T
e
n
n
e
s
s
e
e
s
t
.

T
e
n
n
e
s
s
e
e
s
t
.

Average RPI Win:	214	WON-LOST	WINNING	LAST 10	STRENGTH OF	OPP. STRENGTH	TEAM	ADJ	CONF.	ADJ CONF.							
Average RPI Loss:	174	RECORD	PCT. RANK	GAMES	SCHEDULE	OF SCHEDULE	RPI	RPI	RPI	RPI							
DIV. I ONLY		12-26-0	.31579	234	6-4-0	237	249	252	.39982	253	23	23					
DIV. I NON-CONF.		5-15-0	.25	241	3-1-0	277	260	277	.35935	279	24	25					
<hr/>																	
TOTALS	RPI 1-25	RPI 26-50		W-L RECORDS		RPI 51-100		RPI 101-150		RPI 150+							
12-26-0	0-0-0	0-0-0		OVERALL		0-4-0		1-3-0		11-19-0							
9-8-0	0-0-0	0-0-0		HOME		0-0-0		1-1-0		8-7-0							
2-6-0	0-0-0	0-0-0		AWAY		0-0-0		0-0-0		2-6-0							
1-12-0	0-0-0	0-0-0		NEUTRAL		0-4-0		0-2-0		1-6-0							
<hr/>																	
5-15-0	0-0-0	0-0-0		NON-CONFERENCE		0-4-0		0-2-0		5-9-0							
4-3-0	0-0-0	0-0-0		HOME		0-0-0		0-0-0		4-3-0							
0-0-0	0-0-0	0-0-		AWAY		0-0-0		0-0-0		0-0-0							
1-12-0	0-0-0	0-0-0		NEUTRAL		0-4-0		0-2-0		1-6-0							
<hr/>																	
7-11-0	0-0-0	0-0-0		CONFERENCE		0-0-0		1-1-0		6-10-0							
5-5-0	0-0-0	0-0-0		HOME		0-0-0		1-1-0		4-4-0							
2-6-0	0-0-0	0-0-0		AWAY		0-0-0		0-0-0		2-6-0							
0-0-0	0-0-0	0-0-0		NEUTRAL		0-0-0		0-0-0		0-0-0							
<hr/>																	
RPI	S	Opponent	Score	RPI	S	Opponent	Score	RPI	S	Opponent	Score						
				84		N	Radford	2	3	115		N	Loyola (IL)	0	3		
				87		N	Valparaiso	0	3	136		H	Quinnipiac	4	3		
				88		N	St. Joseph's	0	5	136		H	Quinnipiac	1	11		
				100		N	Central Mich.	0	11	145		N	Lehigh	0	8		
										154		A	Robert Morris	1	3		
										154		A	Robert Morris	0	2		
										159		N	Bethune-Cookman	1	2		
										161		A	Long Island	6	4		
										161		A	Long Island	3	1		
										164		A	Bryant	0	26		
										164		A	Bryant	3	11		
										168		A	Sacred Heart	0	4		
										168		A	Sacred Heart	1	7		
										173		H	Central Conn. St.	8	7		
										173		H	Central Conn. St.	2	6		
										175		H	Monmouth	3	6		
										175		H	Monmouth	0	10		
										176		N	Colgate	4	2		
										196		H	Fairleigh Dickinson	1	0		
										196		H	Fairleigh Dickinson	0	3		
						200		N	Eastern Ky.	0	8						
LAST 10 GAMES																	
175		H	Monmouth	0	10	161		A	Long Island	3	1	206		H	Manhattan	7	9
175		H	Monmouth	3	6	236		H	Yale	7	4	236		H	Yale	7	4
281		H	St. Peter's	10	2	236		H	Yale	1	9	236		N	Yale	0	4
281		H	St. Peter's	5	2	173		H	Central Conn. St.	8	7	246		H	Mt. St. Mary's	4	2
161		A	Long Island	6	4	173		H	Central Conn. St.	2	6	246		H	Mt. St. Mary's	2	0

Non-Div. I Games:

Wagner

RPI	S	Opponent	Score	
251	N	Holy Cross	3	6
254	N	Toledo	1	7
262	N	Detroit	2	3
279	H	Lafayette	1	15
279	H	Lafayette	2	1
281	H	St. Peter's	5	2
281	H	St. Peter's	10	2

W
a
g
n
e
r

W
a
g
n
e
r

Wagner

T
o
l
e
d
o

Toledo					Through Games Of Final										
Average RPI Win: 166		WON-LOST RECORD	WINNING PCT. RANK		LAST 10 GAMES	STRENGTH OF SCHEDULE		OPP. STRENGTH OF SCHEDULE		TEAM RPI	ADJ RPI		CONF. RPI	ADJ CONF. RPI	
Average RPI Loss: 141															
DIV. I ONLY		8-43-0	.15686	281	0-10-0	133		198		258	.39863	254	17	15	
DIV. I NON-CONF.		5-24-0	.17241	268	0-4-0	121		229		246	.41047	253	15	15	
TOTALS		RPI 1-25		RPI 26-50		W-L RECORDS		RPI 51-100		RPI 101-150		RPI 150+			
8-43-0		0-0-0		0-2-0		OVERALL		1-10-0		2-11-0		5-20-0			
2-14-0		0-0-0		0-0-0		HOME		0-2-0		0-6-0		2-6-0			
3-14-0		0-0-0		0-1-0		AWAY		1-3-0		1-1-0		1-9-0			
3-15-0		0-0-0		0-1-0		NEUTRAL		0-5-0		1-4-0		2-5-0			
5-24-0		0-0-0		0-2-0		NON-CONFERENCE		1-5-0		1-5-0		3-12-0			
0-2-0		0-0-0		0-0-0		HOME		0-0-0		0-2-0		0-0-0			
2-8-0		0-0-0		0-0-		AWAY		1-0-0		0-0-0		1-7-0			
3-14-0		0-0-0		0-1-0		NEUTRAL		0-5-0		1-3-0		2-5-0			
3-19-0		0-0-0		0-0-0		CONFERENCE		0-5-0		1-6-0		2-8-0			
2-12-0		0-0-0		0-0-0		HOME		0-2-0		0-4-0		2-6-0			
1-6-0		0-0-0		0-0-0		AWAY		0-3-0		1-1-0		0-2-0			
0-1-0		0-0-0		0-0-0		NEUTRAL		0-0-0		0-1-0		0-0-0			
RPI S	Opponent	Score		RPI S	Opponent	Score		RPI S	Opponent	Score		RPI S	Opponent	Score	
				45 A	Chattanooga	4	13	56 A	South Fla.	5	4	103 H	Ohio	0	7
				48 N	Jacksonville	0	7	58 N	Massachusetts	0	17	103 H	Ohio	0	8
								62 N	Purdue	0	1	111 H	Cleveland St.	2	11
								84 N	Radford	1	9	111 H	Cleveland St.	0	8
								84 N	Radford	3	8	114 H	Ball St.	1	7
								85 A	Miami (OH)	0	8	114 H	Ball St.	3	13
								85 H	Miami (OH)	1	7	114 N	Ball St.	2	6
								85 H	Miami (OH)	2	8	124 A	Northern Ill.	7	6
								88 N	St. Joseph's	5	6	124 A	Northern Ill.	4	13
								100 A	Central Mich.	1	9	125 N	St. John's (NY)	5	11
								100 A	Central Mich.	0	8	133 N	UT Martin	2	11
												146 N	Marshall	13	0
												148 N	Northwestern St.	3	4
												154 N	Robert Morris	1	6
												155 A	Eastern Mich.	1	13
												155 A	Eastern Mich.	0	7
												156 A	IPFW	5	1
												156 A	IPFW	1	17
												159 N	Bethune-Cookman	5	14
												162 H	Kent St.	1	11
												162 H	Kent St.	9	20
												167 N	Green Bay	11	5
												174 A	Wright St.	2	6
												174 A	Wright St.	3	8
												177 N	Tennessee Tech	1	9
												185 H	Akron	3	13
												185 H	Akron	5	7

RPI	S	Opponent	Score	
207	N	Maine	0	6
208	H	Buffalo	4	5
208	H	Buffalo	6	2
219	H	Bowling Green	2	10
219	H	Bowling Green	6	4
225	N	East Tenn. St.	1	6
232	A	Youngstown St.	0	10
232	A	Youngstown St.	3	4
253	N	Wagner	7	1
255	A	Oakland	1	2
255	A	Oakland	6	7

Toledo

T
o
l
e
d
o

T
o
l
e
d
o

Average RPI Win:	220	WON-LOST RECORD	WINNING PCT. RANK	LAST 10 GAMES	STRENGTH OF SCHEDULE	OPP. STRENGTH OF SCHEDULE	TEAM RPI	ADJ RPI	CONF. RPI	ADJ CONF. RPI							
Average RPI Loss:	171																
DIV. I ONLY		17-29-0	.36957 213	6-4-0	275	235	256	.39804 255	25	25							
DIV. I NON-CONF.		9-13-0	.40909 183	3-1-0	278	241	253	.41347 248	23	23							
<hr/>																	
TOTALS	RPI 1-25	RPI 26-50		W-L RECORDS		RPI 51-100		RPI 101-150		RPI 150+							
17-29-0	0-0-0	0-0-0		OVERALL		2-5-0		0-6-0		15-18-0							
9-7-0	0-0-0	0-0-0		HOME		1-1-0		0-3-0		8-3-0							
6-18-0	0-0-0	0-0-0		AWAY		1-4-0		0-0-0		5-14-0							
2-4-0	0-0-0	0-0-0		NEUTRAL		0-0-0		0-3-0		2-1-0							
<hr/>																	
9-13-0	0-0-0	0-0-0		NON-CONFERENCE		2-5-0		0-0-0		7-8-0							
3-1-0	0-0-0	0-0-0		HOME		1-1-0		0-0-0		2-0-0							
4-11-0	0-0-0	0-0-		AWAY		1-4-0		0-0-0		3-7-0							
2-1-0	0-0-0	0-0-0		NEUTRAL		0-0-0		0-0-0		2-1-0							
<hr/>																	
8-16-0	0-0-0	0-0-0		CONFERENCE		0-0-0		0-6-0		8-10-0							
6-6-0	0-0-0	0-0-0		HOME		0-0-0		0-3-0		6-3-0							
2-7-0	0-0-0	0-0-0		AWAY		0-0-0		0-0-0		2-7-0							
0-3-0	0-0-0	0-0-0		NEUTRAL		0-0-0		0-3-0		0-0-0							
<hr/>																	
RPI S	Opponent	Score	RPI S	Opponent	Score	RPI S	Opponent	Score	RPI S	Opponent	Score						
						82 A	Michigan St.	0 8	102 N	North Dakota St.	2 10						
						82 A	Michigan St.	5 3	102 N	North Dakota St.	1 2						
						95 A	S.C. Upstate	0 5	102 N	North Dakota St.	5 12						
						96 H	Western Mich.	0 13	117 H	UMKC	4 5						
						96 H	Western Mich.	2 1	117 H	UMKC	5 11						
						99 A	Mercer	1 6	117 H	UMKC	2 4						
						99 A	Mercer	0 8	155 A	Eastern Mich.	2 10						
						155 A	Eastern Mich.	6 1	156 H	IPFW	5 1						
						156 H	IPFW	0 9	156 H	IPFW	3 2						
						181 A	Western Ill.	2 5	181 A	Western Ill.	1 12						
						181 A	Western Ill.	4 5	201 A	Morehead St.	0 2						
						201 A	Morehead St.	7 8	210 H	Southern Utah	2 1						
						210 H	Southern Utah	7 4	210 H	Southern Utah	3 6						
						213 A	Presbyterian	0 7	213 A	Presbyterian	1 5						
						223 A	Furman	1 5	223 A	Furman	1 9						
						226 N	Howard	3 4	244 A	South Dakota St.	2 3						
						244 A	South Dakota St.	0 3	244 A	South Dakota St.	4 3						
						LAST 10 GAMES						223 A	Furman	1 5	223 A	Furman	1 9
						244 A	South Dakota St.	2 3	156 H	IPFW	0 9	223 A	Furman	1 9	226 N	Howard	3 4
						244 A	South Dakota St.	4 3	156 H	IPFW	5 1	226 N	Howard	3 4	244 A	South Dakota St.	2 3
						244 A	South Dakota St.	0 3	156 H	IPFW	3 2	244 A	South Dakota St.	2 3	244 A	South Dakota St.	0 3
						254 H	Toledo	7 6	82 A	Michigan St.	5 3	244 A	South Dakota St.	0 3	244 A	South Dakota St.	4 3
						254 H	Toledo	2 1	82 A	Michigan St.	0 8	244 A	South Dakota St.	4 3	244 A	South Dakota St.	4 3

Non-Div. I Games:

Oakland

RPI	S	Opponent	Score	
245	A	IUPUI	5	7
245	A	IUPUI	1	7
245	A	IUPUI	12	7
254	H	Toledo	7	6
254	H	Toledo	2	1
275	N	La Salle	4	3
277	H	Centenary (LA)	11	3
277	H	Centenary (LA)	8	0
277	H	Centenary (LA)	2	9
279	N	Lafayette	7	3
288	A	South Carolina St.	9	0
288	A	South Carolina St.	11	3

Oakland

O
a
k
l
a
n
d

O
a
k
l
a
n
d

Average RPI Win: 226		WON-LOST RECORD		WINNING PCT. RANK		LAST 10 GAMES		STRENGTH OF SCHEDULE		OPP. STRENGTH OF SCHEDULE		TEAM RPI		ADJ RPI		CONF. RPI		ADJ CONF. RPI	
DIV. I ONLY		14-35-0		.28571 245		4-3-0		230		223		254		.39791 256		29		29	
DIV. I NON-CONF.		10-30-0		.25 241		2-2-0		224		217		260		.39926 261		28		29	
TOTALS		RPI 1-25		RPI 26-50		W-L RECORDS		RPI 51-100		RPI 101-150		RPI 150+							
14-35-0		0-0-0		0-2-0		OVERALL		0-7-0		2-11-0		12-15-0							
0-1-0		0-0-0		0-0-0		HOME		0-0-0		0-0-0		0-1-0							
2-19-0		0-0-0		0-1-0		AWAY		0-2-0		0-10-0		2-6-0							
12-15-0		0-0-0		0-1-0		NEUTRAL		0-5-0		2-1-0		10-8-0							
10-30-0		0-0-0		0-2-0		NON-CONFERENCE		0-7-0		2-11-0		8-10-0							
0-1-0		0-0-0		0-0-0		HOME		0-0-0		0-0-0		0-1-0							
2-19-0		0-0-0		0-0-		AWAY		0-2-0		0-10-0		2-6-0							
8-10-0		0-0-0		0-1-0		NEUTRAL		0-5-0		2-1-0		6-3-0							
4-5-0		0-0-0		0-0-0		CONFERENCE		0-0-0		0-0-0		4-5-0							
0-0-0		0-0-0		0-0-0		HOME		0-0-0		0-0-0		0-0-0							
0-0-0		0-0-0		0-0-0		AWAY		0-0-0		0-0-0		0-0-0							
4-5-0		0-0-0		0-0-0		NEUTRAL		0-0-0		0-0-0		4-5-0							
RPI S	Opponent	Score		RPI S	Opponent	Score		RPI S	Opponent	Score		RPI S	Opponent	Score					
				27 A	Tulsa	0	6	70 N	Iowa St.	6	7	108 A	UNI	1	9				
				50 N	New Mexico St.	4	14	72 A	Wisconsin	0	7	117 A	UMKC	3	4				
								72 A	Wisconsin	0	5	117 A	UMKC	0	4				
								73 N	Texas St.	0	11	123 A	Loyola Marymount	3	4				
								81 N	Harvard	1	6	129 N	St. Louis	0	1				
								86 N	Drake	1	2	129 N	St. Louis	6	0				
								86 N	Drake	3	7	134 A	Portland St.	1	3				
												134 A	Portland St.	0	5				
												141 N	Ohio St.	7	4				
												144 A	Creighton	3	6				
												144 A	Creighton	1	9				
												147 A	Cal St. Northridge	6	8				
												147 A	Cal St. Northridge	3	8				
												159 N	Bethune-Cookman	4	5				
												167 N	Green Bay	10	1				
												171 N	Houston Baptist	2	3				
												171 N	Houston Baptist	6	3				
												171 N	Houston Baptist	6	7				
												171 N	Houston Baptist	2	7				
												188 A	UTEP	9	13				
												188 H	UTEP	5	6				
												188 N	UTEP	5	8				
												221 A	UC Riverside	1	3				
												235 N	Bradley	4	3				
												244 A	South Dakota St.	6	0				
												244 A	South Dakota St.	0	5				
												249 N	Northern Colo.	4	1				
Non-Div. I Games:		Mayville St.		10 2		Valley City St.		3 1		Mayville St.		8 2		Valley City St.		5 0		North Dakota	
		Jamestown		5 1		Jamestown		3 1											

North Dakota

[illegible]

Non-Div. I Games:

UNC Wilmington

RPI	S	Opponent	Score	
218	A	Delaware	1	2
218	A	Delaware	2	3
222	A	Winthrop	3	6
227	H	Gardner-Webb	2	3
227	N	Gardner-Webb	5	0
229	H	Drexel	5	6
229	H	Drexel	2	3
229	H	Drexel	2	3
233	N	Georgetown	3	0
233	N	Georgetown	1	2
263	A	Western Caro.	8	2
263	A	Western Caro.	1	7
286	A	N.C. Central	5	0
287	A	N.C. A&T	5	6
287	A	N.C. A&T	6	2

UNC Wilmington

U
N
C
W
i
l
m
i
n
g
t
o
n

U
N
C
W
i
l
m
i
n
g
t
o
n

Average RPI Win: 239		WON-LOST RECORD		WINNING PCT. RANK		LAST 10 GAMES		STRENGTH OF SCHEDULE		OPP. STRENGTH OF SCHEDULE		TEAM RPI		ADJ RPI		CONF. RPI		ADJ CONF. RPI					
DIV. I ONLY		16-32-0		.33333 228		6-4-0		256		204		253		.39584 258		27		27					
DIV. I NON-CONF.		5-17-0		.22727 256		0-1-0		156		80		231		.43101 230		26		26					
TOTALS		RPI 1-25		RPI 26-50		W-L RECORDS		RPI 51-100		RPI 101-150		RPI 150+											
16-32-0		0-2-0		0-5-0		OVERALL		1-5-0		0-6-0		15-14-0											
6-7-0		0-0-0		0-0-0		HOME		0-0-0		0-4-0		6-3-0											
6-11-0		0-1-0		0-3-0		AWAY		0-1-0		0-0-0		6-6-0											
4-14-0		0-1-0		0-2-0		NEUTRAL		1-4-0		0-2-0		3-5-0											
5-17-0		0-2-0		0-5-0		NON-CONFERENCE		1-5-0		0-1-0		4-4-0											
0-1-0		0-0-0		0-0-0		HOME		0-0-0		0-0-0		0-1-0											
2-6-0		0-1-0		0-0-		AWAY		0-1-0		0-0-0		2-1-0											
3-10-0		0-1-0		0-2-0		NEUTRAL		1-4-0		0-1-0		2-2-0											
11-15-0		0-0-0		0-0-0		CONFERENCE		0-0-0		0-5-0		11-10-0											
6-6-0		0-0-0		0-0-0		HOME		0-0-0		0-4-0		6-2-0											
4-5-0		0-0-0		0-0-0		AWAY		0-0-0		0-0-0		4-5-0											
1-4-0		0-0-0		0-0-0		NEUTRAL		0-0-0		0-1-0		1-3-0											
RPI	S	Opponent		Score		RPI	S	Opponent		Score		RPI	S	Opponent		Score							
1	A	Arizona St.		1	16	36	A	Fresno St.		0	1	67	N	Iowa		3	11	124	N	Northern Ill.		2	5
8	N	Arizona		3	5	36	A	Fresno St.		1	5	74	N	Minnesota		4	7	134	H	Portland St.		2	12
						37	A	BYU		0	2	86	N	Drake		0	8	134	H	Portland St.		5	13
						39	N	Illinois St.		0	10	86	N	Drake		1	8	134	H	Portland St.		2	3
						39	N	Illinois St.		1	10	94	A	Utah		0	8	134	H	Portland St.		3	4
												97	N	Troy		3	1	134	N	Portland St.		0	8
																		180	A	Sacramento St.		5	2
																		205	A	San Jose St.		7	4
																		205	A	San Jose St.		3	4
																		211	N	St. Mary's (CA)		3	6
																		211	N	St. Mary's (CA)		1	3
																		221	N	UC Riverside		12	9
																		235	N	Bradley		4	5
																		235	N	Bradley		2	4
																		240	A	Utah St.		6	1
																		240	H	Utah St.		0	3
																		240	N	Utah St.		10	2
																		249	A	Northern Colo.		4	8
																		249	A	Northern Colo.		5	9
																		249	A	Northern Colo.		3	5
																		249	A	Northern Colo.		0	10
																		250	A	Utah Valley		7	12
																		250	A	Utah Valley		4	1
																		250	A	Utah Valley		7	3
																		250	A	Utah Valley		5	4
																		259	N	Cal St. Bakersfield		3	5
																		269	H	Seattle		10	1
																		273	H	Weber St.		0	1

Idaho St.

Through Games Of Final

RPI	S	Opponent	Score	
269	H	Seattle	10	11
269	H	Seattle	12	8
269	H	Seattle	5	4
269	N	Seattle	8	0
273	H	Weber St.	8	5
273	H	Weber St.	11	2
273	H	Weber St.	6	5
273	H	Weber St.	0	1

Idaho St.

I
d
a
h
o
s
t
.

I
d
a
h
o
s
t
.

Average RPI Win: 220		WON-LOST RECORD		WINNING PCT. RANK		LAST 10 GAMES		STRENGTH OF SCHEDULE		OPP. STRENGTH OF SCHEDULE		TEAM RPI		ADJ RPI		CONF. RPI		ADJ CONF. RPI	
DIV. I ONLY		17-35-0		.32692	229	2-8-0		270		172		260		.39582	259	27		27	
DIV. I NON-CONF.		10-19-0		.34483	217	0-0-0		264		107		245		.41732	245	26		26	
TOTALS		RPI 1-25		RPI 26-50		W-L RECORDS		RPI 51-100		RPI 101-150		RPI 150+							
17-35-0		0-4-0		0-0-0		OVERALL		1-5-0		2-7-0		14-19-0							
11-15-0		0-2-0		0-0-0		HOME		0-0-0		0-2-0		11-11-0							
4-14-0		0-0-0		0-0-0		AWAY		1-3-0		2-4-0		1-7-0							
2-6-0		0-2-0		0-0-0		NEUTRAL		0-2-0		0-1-0		2-1-0							
10-19-0		0-4-0		0-0-0		NON-CONFERENCE		1-5-0		2-2-0		7-8-0							
7-11-0		0-2-0		0-0-0		HOME		0-0-0		0-2-0		7-7-0							
3-3-0		0-0-0		0-0-		AWAY		1-3-0		2-0-0		0-0-0							
0-5-0		0-2-0		0-0-0		NEUTRAL		0-2-0		0-0-0		0-1-0							
7-16-0		0-0-0		0-0-0		CONFERENCE		0-0-0		0-5-0		7-11-0							
4-4-0		0-0-0		0-0-0		HOME		0-0-0		0-0-0		4-4-0							
1-11-0		0-0-0		0-0-0		AWAY		0-0-0		0-4-0		1-7-0							
2-1-0		0-0-0		0-0-0		NEUTRAL		0-0-0		0-1-0		2-0-0							
RPI	S	Opponent		Score		RPI	S	Opponent		Score		RPI	S	Opponent		Score			
5	N	California		1	14			53	A	Pacific	9	10	110	H	UC Santa Barbara		2	5	
10	N	Oklahoma		2	11			53	A	Pacific	0	11	110	H	UC Santa Barbara		1	11	
12	H	Washington		0	9			91	A	Cal St. Fullerton	6	2	123	A	Loyola Marymount		0	1	
12	H	Washington		0	8			91	A	Cal St. Fullerton	0	1	123	A	Loyola Marymount		9	10	
								91	N	Cal St. Fullerton	0	3	123	A	Loyola Marymount		0	8	
								92	N	North Texas	4	8	123	A	Loyola Marymount		5	14	
													134	N	Portland St.		5	6	
													147	A	Cal St. Northridge		2	1	
													147	A	Cal St. Northridge		2	0	
													157	N	Ole Miss		1	9	
													163	A	San Diego		2	3	
													163	A	San Diego		1	7	
													163	A	San Diego		1	9	
													163	A	San Diego		7	8	
													180	H	Sacramento St.		4	2	
													180	H	Sacramento St.		3	12	
													180	H	Sacramento St.		6	5	
													180	H	Sacramento St.		3	9	
													205	H	San Jose St.		0	8	
													205	H	San Jose St.		2	6	
													205	H	San Jose St.		1	3	
													205	H	San Jose St.		1	3	
													211	A	St. Mary's (CA)		5	3	
													211	A	St. Mary's (CA)		2	9	
													211	A	St. Mary's (CA)		3	5	
													211	A	St. Mary's (CA)		0	10	
													221	H	UC Riverside		7	1	
				LAST 10 GAMES															
				180	H	Sacramento St.	3	9	123	A	Loyola Marymount	0	8	211	A	St. Mary's (CA)		5	3
				180	H	Sacramento St.	3	12	123	A	Loyola Marymount	9	10	211	A	St. Mary's (CA)		2	9
				180	H	Sacramento St.	4	2	123	A	Loyola Marymount	0	1	211	A	St. Mary's (CA)		3	5
				180	H	Sacramento St.	6	5	211	A	St. Mary's (CA)	3	5	211	A	St. Mary's (CA)		0	10
				123	A	Loyola Marymount	5	14	211	A	St. Mary's (CA)	2	9	221	H	UC Riverside		7	1

Non-Div. I Games:

Cal St. Bakersfield

RPI	S	Opponent	Score	
221	H	UC Riverside	8	3
240	H	Utah St.	1	3
240	H	Utah St.	4	3
240	H	Utah St.	6	9
240	H	Utah St.	4	1
258	N	Idaho St.	5	3
267	H	Santa Clara	10	7
267	H	Santa Clara	6	2
267	H	Santa Clara	0	3
267	H	Santa Clara	3	4
268	H	South Dakota	2	5
268	H	South Dakota	4	1
268	H	South Dakota	4	2
268	H	South Dakota	9	1
273	N	Weber St.	9	7

Cal St. Bakersfield

C
a
l
S
t
.
B
a
k
e
r
s
f
i
e
l
d

C
a
l
S
t
.
B
a
k
e
r
s
f
i
e
l
d

Average RPI Win: 220		WON-LOST RECORD	WINNING PCT. RANK	LAST 10 GAMES	STRENGTH OF SCHEDULE	OPP. STRENGTH OF SCHEDULE	TEAM RPI	ADJ RPI		CONF. RPI	ADJ CONF. RPI
Average RPI Loss: 172											
DIV. I ONLY		10-34-0	.22727 266	3-7-0	192	257	261	.39423	260	22	22
DIV. I NON-CONF.		6-20-0	.23077 252	1-0-0	204	280	268	.39115	271	22	22
<hr/>											
TOTALS		RPI 1-25	RPI 26-50		W-L RECORDS		RPI 51-100		RPI 101-150		RPI 150+
10-34-0		0-0-0	0-0-0		OVERALL		0-1-0		1-14-0		9-19-0
4-10-0		0-0-0	0-0-0		HOME		0-0-0		0-7-0		4-3-0
3-16-0		0-0-0	0-0-0		AWAY		0-0-0		1-6-0		2-10-0
3-8-0		0-0-0	0-0-0		NEUTRAL		0-1-0		0-1-0		3-6-0
6-20-0		0-0-0	0-0-0		NON-CONFERENCE		0-1-0		1-5-0		5-14-0
2-3-0		0-0-0	0-0-0		HOME		0-0-0		0-1-0		2-2-0
1-9-0		0-0-0	0-0-		AWAY		0-0-0		1-3-0		0-6-0
3-8-0		0-0-0	0-0-0		NEUTRAL		0-1-0		0-1-0		3-6-0
4-14-0		0-0-0	0-0-0		CONFERENCE		0-0-0		0-9-0		4-5-0
2-7-0		0-0-0	0-0-0		HOME		0-0-0		0-6-0		2-1-0
2-7-0		0-0-0	0-0-0		AWAY		0-0-0		0-3-0		2-4-0
0-0-0		0-0-0	0-0-0		NEUTRAL		0-0-0		0-0-0		0-0-0
RPI S	Opponent	Score	RPI S	Opponent	Score	RPI S	Opponent	Score	RPI S	Opponent	Score
						75 N	Eastern Ill.	1 2	105 H	Boston U.	0 9
									105 H	Boston U.	2 9
									105 H	Boston U.	2 11
									109 N	Butler	4 5
									126 H	Connecticut	5 8
									127 A	Albany (NY)	0 7
									127 A	Albany (NY)	0 8
									127 A	Albany (NY)	3 5
									130 H	Binghamton	2 13
									130 H	Binghamton	4 14
									130 H	Binghamton	2 10
									136 A	Quinnipiac	1 0
									138 A	Fairfield	2 7
									138 A	Fairfield	0 8
									150 A	Providence	0 6
									167 N	Green Bay	2 5
									171 N	Houston Baptist	0 6
									173 A	Central Conn. St.	1 2
									173 A	Central Conn. St.	0 8
									196 N	Fairleigh Dickinson	8 4
									196 N	Fairleigh Dickinson	0 3
			LAST 10 GAMES						199 A	Marist	2 3
			207 A	Maine	2 0	217 A	UMBC	3 8	199 A	Marist	5 6
			207 A	Maine	8 6	217 A	UMBC	1 8	206 A	Manhattan	2 10
			207 A	Maine	5 6	105 H	Boston U.	0 9	206 A	Manhattan	1 9
			251 H	Holy Cross	12 7	105 H	Boston U.	2 9	207 A	Maine	2 0
			217 A	UMBC	0 4	105 H	Boston U.	2 11	207 A	Maine	5 6

Non-Div. I Games:

Hartford

Hartford

Average RPI Win:	215	WON-LOST RECORD	WINNING PCT. RANK	LAST 10 GAMES	STRENGTH OF SCHEDULE	OPP. STRENGTH OF SCHEDULE	TEAM RPI	ADJ RPI	CONF. RPI	ADJ CONF. RPI								
DIV. I ONLY		10-38-0	.20833	271	1-9-0	202	255	267	.39159	261	23	23						
DIV. I NON-CONF.		8-22-0	.26667	239	0-0-0	220	266	262	.40256	258	24	25						
<hr/>																		
TOTALS	RPI 1-25	RPI 26-50		W-L RECORDS		RPI 51-100		RPI 101-150		RPI 150+								
10-38-0	0-0-0	0-0-0		OVERALL		0-1-0		1-6-0		9-31-0								
1-6-0	0-0-0	0-0-0		HOME		0-0-0		0-0-0		1-6-0								
3-17-0	0-0-0	0-0-0		AWAY		0-0-0		0-2-0		3-15-0								
6-15-0	0-0-0	0-0-0		NEUTRAL		0-1-0		1-4-0		5-10-0								
<hr/>																		
8-22-0	0-0-0	0-0-0		NON-CONFERENCE		0-1-0		1-4-0		7-17-0								
0-1-0	0-0-0	0-0-0		HOME		0-0-0		0-0-0		0-1-0								
2-8-0	0-0-0	0-0-		AWAY		0-0-0		0-2-0		2-6-0								
6-13-0	0-0-0	0-0-0		NEUTRAL		0-1-0		1-2-0		5-10-0								
<hr/>																		
2-16-0	0-0-0	0-0-0		CONFERENCE		0-0-0		0-2-0		2-14-0								
1-5-0	0-0-0	0-0-0		HOME		0-0-0		0-0-0		1-5-0								
1-9-0	0-0-0	0-0-0		AWAY		0-0-0		0-0-0		1-9-0								
0-2-0	0-0-0	0-0-0		NEUTRAL		0-0-0		0-2-0		0-0-0								
<hr/>																		
RPI	S	Opponent	Score	RPI	S	Opponent	Score	RPI	S	Opponent	Score							
				64 N Southern Ill.				2	4	104 A Fla. Gulf Coast			0	12				
										104 A Fla. Gulf Coast			1	9				
												125 N St. John's (NY)			3	11		
												127 N Albany (NY)			2	1		
												133 N UT Martin			2	5		
												136 N Quinnipiac			0	2		
												136 N Quinnipiac			3	11		
												151 A Charlotte			2	8		
												151 A Charlotte			2	10		
												154 H Robert Morris			1	10		
												154 H Robert Morris			5	6		
												155 H Eastern Mich.			0	2		
												155 N Eastern Mich.			1	10		
												155 N Eastern Mich.			6	7		
												160 N UNC Greensboro			6	8		
												160 N UNC Greensboro			1	3		
												161 H Long Island			3	13		
												161 H Long Island			1	8		
												164 A Bryant			2	3		
												164 A Bryant			2	4		
												168 H Sacred Heart			3	7		
								LAST 10 GAMES				168 H Sacred Heart			4	3		
								161 H Long Island				1	8	173 A Central Conn. St.			5	6
								161 H Long Island				3	13	173 A Central Conn. St.			4	5
								154 H Robert Morris				5	6	175 A Monmouth			2	1
				154 H Robert Morris				1	10	175 A Monmouth			1	6				
				136 N Quinnipiac				3	11	184 N Niagara			2	7				

Non-Div. I Games:

St. Francis (PA)

RPI	S	Opponent	Score	
185	A	Akron	6	7
185	A	Akron	0	5
190	N	Dartmouth	13	5
196	A	Fairleigh Dickinson	4	6
196	A	Fairleigh Dickinson	0	5
199	N	Marist	2	0
200	N	Eastern Ky.	8	5
207	N	Maine	1	3
207	N	Maine	5	6
217	A	UMBC	6	7
217	N	UMBC	4	11
218	N	Delaware	0	1
237	N	Brown	3	4
246	A	Mt. St. Mary's	3	17
246	A	Mt. St. Mary's	7	8
264	A	Norfolk St.	7	0
265	N	Morgan St.	2	1
270	A	Bucknell	5	6
270	A	Bucknell	1	0
289	N	Md.-East. Shore	5	0

St. Francis (PA)

S
t
.
F
r
a
n
c
i
s
(
P
A
)

S
t
.
F
r
a
n
c
i
s
(
P
A
)

D
e
t
r
o
i
t

Detroit					Through Games Of Final								
Average RPI Win: 228		WON-LOST	WINNING	LAST 10	STRENGTH OF		OPP. STRENGTH		TEAM	ADJ		CONF.	ADJ CONF.
Average RPI Loss: 145		RECORD	PCT. RANK	GAMES	SCHEDULE		OF SCHEDULE		RPI	RPI		RPI	RPI
DIV. I ONLY		7-33-0	.175 275	2-8-0	162		222		263	.38994 262		15	17
DIV. I NON-CONF.		5-13-0	.27778 236	0-0-0	232		265		263	.3956 265		17	17
TOTALS		RPI 1-25	RPI 26-50		W-L RECORDS		RPI 51-100		RPI 101-150		RPI 150+		
7-33-0	0-0-0	0-0-0		OVERALL		0-7-0		0-11-0		7-15-0			
3-13-0	0-0-0	0-0-0		HOME		0-0-0		0-9-0		3-4-0			
0-14-0	0-0-0	0-0-0		AWAY		0-7-0		0-0-0		0-7-0			
4-6-0	0-0-0	0-0-0		NEUTRAL		0-0-0		0-2-0		4-4-0			
5-13-0	0-0-0	0-0-0		NON-CONFERENCE		0-2-0		0-2-0		5-9-0			
1-3-0	0-0-0	0-0-0		HOME		0-0-0		0-0-0		1-3-0			
0-4-0	0-0-0	0-0-		AWAY		0-2-0		0-0-0		0-2-0			
4-6-0	0-0-0	0-0-0		NEUTRAL		0-0-0		0-2-0		4-4-0			
2-20-0	0-0-0	0-0-0		CONFERENCE		0-5-0		0-9-0		2-6-0			
2-10-0	0-0-0	0-0-0		HOME		0-0-0		0-9-0		2-1-0			
0-10-0	0-0-0	0-0-0		AWAY		0-5-0		0-0-0		0-5-0			
0-0-0	0-0-0	0-0-0		NEUTRAL		0-0-0		0-0-0		0-0-0			
RPI S	Opponent	Score	RPI S	Opponent	Score	RPI S	Opponent	Score	RPI S	Opponent	Score		
						87 A	Valparaiso	0 10	109 H	Butler	1 11		
						87 A	Valparaiso	1 7	109 H	Butler	6 8		
						87 A	Valparaiso	0 8	109 H	Butler	0 9		
						98 A	Ill.-Chicago	4 7	111 H	Cleveland St.	1 5		
						98 A	Ill.-Chicago	0 3	111 H	Cleveland St.	2 7		
						100 A	Central Mich.	0 11	111 H	Cleveland St.	4 6		
						100 A	Central Mich.	0 10	115 H	Loyola (IL)	0 10		
									115 H	Loyola (IL)	2 4		
									115 H	Loyola (IL)	0 2		
									135 N	Temple	6 12		
									145 N	Lehigh	3 7		
									155 H	Eastern Mich.	0 8		
									155 H	Eastern Mich.	7 15		
									164 N	Bryant	0 2		
									167 A	Green Bay	6 13		
									167 A	Green Bay	2 4		
									167 A	Green Bay	8 16		
									168 N	Sacred Heart	1 9		
									174 H	Wright St.	7 6		
									174 H	Wright St.	1 11		
									174 H	Wright St.	6 5		
			LAST 10 GAMES						203 N	Penn	4 7		
			115 H	Loyola (IL)	0 2	111 H	Cleveland St.	2 7	206 N	Manhattan	1 9		
			115 H	Loyola (IL)	2 4	174 H	Wright St.	1 11	219 A	Bowling Green	0 14		
			115 H	Loyola (IL)	0 10	174 H	Wright St.	7 6	219 A	Bowling Green	3 8		
			111 H	Cleveland St.	1 5	174 H	Wright St.	6 5	220 H	Canisius	9 8		
			111 H	Cleveland St.	4 6	167 A	Green Bay	6 13	220 H	Canisius	8 9		
Non-Div. I Games:		Wayne St. (MI)	6 8	Saginaw Valley	0 8	Wayne St. (MI)	2 3	Saginaw Valley	3 8	Detroit			

RPI	S	Opponent	Score	
231	N	Indiana St.	2	1
232	A	Youngstown St.	2	6
232	A	Youngstown St.	0	8
253	N	Wagner	3	2
268	N	South Dakota	10	9
279	N	Lafayette	5	1

Detroit

D
e
t
r
o
i
t

D
e
t
r
o
i
t

Average RPI Win:	234	WON-LOST RECORD	WINNING PCT. RANK	LAST 10 GAMES	STRENGTH OF SCHEDULE	OPP. STRENGTH OF SCHEDULE	TEAM RPI	ADJ RPI	CONF. RPI	ADJ CONF. RPI	
Average RPI Loss:	154										
DIV. I ONLY	18-35-0	.33962	224	0-10-0	268	234	262	.38842	263	16	16
DIV. I NON-CONF.	15-13-0	.53571	110	0-0-0	287	279	251	.40759	254	16	16
<hr/>											
TOTALS	RPI 1-25	RPI 26-50		W-L RECORDS		RPI 51-100		RPI 101-150		RPI 150+	
18-35-0	0-0-0	0-4-0		OVERALL		0-2-0		2-11-0		16-18-0	
5-15-0	0-0-0	0-2-0		HOME		0-2-0		1-5-0		4-6-0	
5-15-0	0-0-0	0-1-0		AWAY		0-0-0		0-6-0		5-8-0	
8-5-0	0-0-0	0-1-0		NEUTRAL		0-0-0		1-0-0		7-4-0	
15-13-0	0-0-0	0-1-0		NON-CONFERENCE		0-2-0		1-0-0		14-10-0	
3-6-0	0-0-0	0-0-0		HOME		0-2-0		0-0-0		3-4-0	
4-4-0	0-0-0	0-0-		AWAY		0-0-0		0-0-0		4-3-0	
8-3-0	0-0-0	0-0-0		NEUTRAL		0-0-0		1-0-0		7-3-0	
3-22-0	0-0-0	0-3-0		CONFERENCE		0-0-0		1-11-0		2-8-0	
2-9-0	0-0-0	0-2-0		HOME		0-0-0		1-5-0		1-2-0	
1-11-0	0-0-0	0-0-0		AWAY		0-0-0		0-6-0		1-5-0	
0-2-0	0-0-0	0-1-0		NEUTRAL		0-0-0		0-0-0		0-1-0	
RPI	S	Opponent	Score	RPI	S	Opponent	Score	RPI	S	Opponent	Score
				28	A	Auburn	2 7	68	H	Lipscomb	2 11
				45	H	Chattanooga	6 14	68	H	Lipscomb	0 1
				45	H	Chattanooga	0 13				
				45	N	Chattanooga	4 12				
		</									

Non-Div. I Games:

Western Caro.

Western Caro.

Average RPI Win:	276	WON-LOST RECORD	WINNING PCT. RANK	LAST 10 GAMES	STRENGTH OF SCHEDULE	OPP. STRENGTH OF SCHEDULE	TEAM RPI	ADJ RPI	CONF. RPI	ADJ CONF. RPI	
Average RPI Loss:	188										
DIV. I ONLY	23-25-0	.47917	159	8-2-0	286	285	264	.38718	264	30	30
DIV. I NON-CONF.	7-12-0	.36842	204	3-0-0	273	284	271	.39526	266	31	31
<hr/>											
TOTALS	RPI 1-25	RPI 26-50		W-L RECORDS	RPI 51-100		RPI 101-150		RPI 150+		
23-25-0	0-0-0	0-2-0		OVERALL	0-0-0		0-4-0		23-19-0		
14-16-0	0-0-0	0-2-0		HOME	0-0-0		0-2-0		14-12-0		
8-7-0	0-0-0	0-0-0		AWAY	0-0-0		0-2-0		8-5-0		
1-2-0	0-0-0	0-0-0		NEUTRAL	0-0-0		0-0-0		1-2-0		
<hr/>											
7-12-0	0-0-0	0-2-0		NON-CONFERENCE	0-0-0		0-4-0		7-6-0		
4-10-0	0-0-0	0-2-0		HOME	0-0-0		0-2-0		4-6-0		
3-2-0	0-0-0	0-0-		AWAY	0-0-0		0-2-0		3-0-0		
0-0-0	0-0-0	0-0-0		NEUTRAL	0-0-0		0-0-0		0-0-0		
<hr/>											
16-13-0	0-0-0	0-0-0		CONFERENCE	0-0-0		0-0-0		16-13-0		
10-6-0	0-0-0	0-0-0		HOME	0-0-0		0-0-0		10-6-0		
5-5-0	0-0-0	0-0-0		AWAY	0-0-0		0-0-0		5-5-0		
1-2-0	0-0-0	0-0-0		NEUTRAL	0-0-0		0-0-0		1-2-0		
<hr/>											
RPI	S	Opponent	Score	RPI	S	Opponent	Score	RPI	S	Opponent	Score
				47	H	Longwood	0 9	131	A	Liberty	0 9
				47	H	Longwood	3 12	131	A	Liberty	1 7
								143	H	James Madison	0 1
								143	H	James Madison	1 4
								159	A	Bethune-Cookman	1 2
								159	A	Bethune-Cookman	5 11
								159	A	Bethune-Cookman	1 7
								159	N	Bethune-Cookman	3 6
								175	H	Monmouth	5 6
								192	A	Florida A&M	1 3
								192	A	Florida A&M	0 8
								192	A	Florida A&M	6 3
								195	H	Delaware St.	0 5
								195	H	Delaware St.	2 1
								196	H	Fairleigh Dickinson	2 3
								199	H	Marist	1 10
								218	H	Delaware	4 13
								238	H	George Washington	2 4
								241	H	Coppin St.	0 4
								241	H	Coppin St.	2 9
								241	N	Coppin St.	0 1
				LAST 10 GAMES				261	H	St. Francis (PA)	0 7
				241	N	Coppin St.	0 1	265	H	Morgan St.	1 9
				265	N	Morgan St.	5 3	265	N	Morgan St.	5 3
				159	N	Bethune-Cookman	3 6	274	A	Hampton	6 5
				286	A	N.C. Central	7 1	274	A	Hampton	5 3
				286	A	N.C. Central	8 2	274	H	Hampton	4 5

Non-Div. I Games:

Norfolk St.

RPI	S	Opponent	Score	
274	H	Hampton	9	0
284	H	Savannah St.	3	2
284	H	Savannah St.	6	5
286	A	N.C. Central	8	3
286	A	N.C. Central	7	1
286	A	N.C. Central	8	2
286	H	N.C. Central	11	5
286	H	N.C. Central	20	6
287	H	N.C. A&T	1	0
287	H	N.C. A&T	12	1
287	H	N.C. A&T	9	0
288	H	South Carolina St.	4	1
288	H	South Carolina St.	10	11
288	H	South Carolina St.	4	3
289	A	Md.-East. Shore	3	1
289	A	Md.-East. Shore	19	1
289	H	Md.-East. Shore	9	2
289	H	Md.-East. Shore	8	0
289	H	Md.-East. Shore	4	1

Norfolk St.

N
o
r
f
o
l
k
S
t
.

N
o
r
f
o
l
k
S
t
.

Average RPI Win: 260		WON-LOST RECORD	WINNING PCT. RANK		LAST 10 GAMES	STRENGTH OF SCHEDULE		OPP. STRENGTH OF SCHEDULE		TEAM RPI	ADJ RPI		CONF. RPI	ADJ CONF. RPI	
Average RPI Loss: 209															
DIV. I ONLY		14-27-0	.34146	222	4-6-0	263		282		266	.38251	265	30	30	
DIV. I NON-CONF.		1-18-0	.05263	285	0-0-0	252		274		283	.33194	282	31	31	
TOTALS		RPI 1-25	RPI 26-50		W-L RECORDS		RPI 51-100		RPI 101-150		RPI 150+				
14-27-0		0-0-0	0-0-0		OVERALL		0-0-0		0-3-0		14-24-0				
6-5-0		0-0-0	0-0-0		HOME		0-0-0		0-0-0		6-5-0				
7-9-0		0-0-0	0-0-0		AWAY		0-0-0		0-1-0		7-8-0				
1-13-0		0-0-0	0-0-0		NEUTRAL		0-0-0		0-2-0		1-11-0				
1-18-0		0-0-0	0-0-0		NON-CONFERENCE		0-0-0		0-3-0		1-15-0				
0-2-0		0-0-0	0-0-0		HOME		0-0-0		0-0-0		0-2-0				
0-5-0		0-0-0	0-0-		AWAY		0-0-0		0-1-0		0-4-0				
1-11-0		0-0-0	0-0-0		NEUTRAL		0-0-0		0-2-0		1-9-0				
13-9-0		0-0-0	0-0-0		CONFERENCE		0-0-0		0-0-0		13-9-0				
6-3-0		0-0-0	0-0-0		HOME		0-0-0		0-0-0		6-3-0				
7-4-0		0-0-0	0-0-0		AWAY		0-0-0		0-0-0		7-4-0				
0-2-0		0-0-0	0-0-0		NEUTRAL		0-0-0		0-0-0		0-2-0				
RPI	S	Opponent	Score	RPI	S	Opponent	Score	RPI	S	Opponent	Score	RPI	S	Opponent	Score
										122	N	Iona	1	3	
										127	N	Albany (NY)	0	3	
										140	A	Elon	2	15	
										175	N	Monmouth	0	5	
										184	N	Niagara	5	6	
										184	N	Niagara	2	6	
										187	A	Dayton	7	8	
										195	A	Delaware St.	4	10	
										195	H	Delaware St.	4	11	
										195	H	Delaware St.	1	6	
										195	H	Delaware St.	6	2	
										196	N	Fairleigh Dickinson	2	10	
										199	H	Marist	7	11	
										199	H	Marist	2	3	
										202	N	Seton Hall	1	4	
										202	N	Seton Hall	3	11	
										217	A	UMBC	2	14	
										217	A	UMBC	11	12	
										220	N	Canisius	1	9	
										226	A	Howard	5	13	
										226	A	Howard	4	7	
										226	A	Howard	15	9	
										237	N	Brown	5	4	
										241	A	Coppin St.	4	3	
										241	H	Coppin St.	3	2	
										241	H	Coppin St.	6	2	
										241	H	Coppin St.	3	4	
Non-Div. I Games:		Peace	4	3	Peace	6	4								

Morgan St.

RPI	S	Opponent	Score	
241	N	Coppin St.	0	6
261	N	St. Francis (PA)	1	2
263	N	Western Caro.	1	15
264	A	Norfolk St.	9	1
264	N	Norfolk St.	3	5
274	A	Hampton	8	0
274	A	Hampton	7	4
274	A	Hampton	7	8
286	A	N.C. Central	1	2
288	A	South Carolina St.	5	3
288	A	South Carolina St.	9	1
289	H	Md.-East. Shore	13	0
289	H	Md.-East. Shore	11	3
289	H	Md.-East. Shore	13	2

Morgan St.

M
o
r
g
a
n
S
t
.

M
o
r
g
a
n
S
t
.

Average RPI Win: 236		WON-LOST RECORD		WINNING PCT. RANK		LAST 10 GAMES		STRENGTH OF SCHEDULE		OPP. STRENGTH OF SCHEDULE		TEAM RPI		ADJ RPI		CONF. RPI		ADJ CONF. RPI	
DIV. I ONLY		7-46-0		.13208 284		3-7-0		149		210		269		.38201 266		21		20	
DIV. I NON-CONF.		5-28-0		.15152 271		1-1-0		150		232		266		.39823 263		20		19	
TOTALS		RPI 1-25		RPI 26-50		W-L RECORDS		RPI 51-100		RPI 101-150		RPI 150+							
7-46-0		0-0-0		0-4-0		OVERALL		0-10-0		0-15-0		7-17-0							
3-16-0		0-0-0		0-2-0		HOME		0-2-0		0-7-0		3-5-0							
3-21-0		0-0-0		0-2-0		AWAY		0-6-0		0-4-0		3-9-0							
1-9-0		0-0-0		0-0-0		NEUTRAL		0-2-0		0-4-0		1-3-0							
5-28-0		0-0-0		0-2-0		NON-CONFERENCE		0-6-0		0-11-0		5-9-0							
1-6-0		0-0-0		0-0-0		HOME		0-0-0		0-5-0		1-1-0							
3-13-0		0-0-0		0-0-		AWAY		0-4-0		0-2-0		3-5-0							
1-9-0		0-0-0		0-0-0		NEUTRAL		0-2-0		0-4-0		1-3-0							
2-18-0		0-0-0		0-2-0		CONFERENCE		0-4-0		0-4-0		2-8-0							
2-10-0		0-0-0		0-2-0		HOME		0-2-0		0-2-0		2-4-0							
0-8-0		0-0-0		0-0-0		AWAY		0-2-0		0-2-0		0-4-0							
0-0-0		0-0-0		0-0-0		NEUTRAL		0-0-0		0-0-0		0-0-0							
RPI S	Opponent	Score		RPI S	Opponent	Score		RPI S	Opponent	Score		RPI S	Opponent	Score					
				34 A	La.-Lafayette	0	14	52 N	Virginia Tech	2	10	105 H	Boston U.	4	7				
				34 A	La.-Lafayette	0	20	52 N	Virginia Tech	0	5	105 H	Boston U.	2	9				
				40 H	Fordham	3	9	58 H	Massachusetts	1	6	118 N	Arkansas	0	8				
				40 H	Fordham	0	6	58 H	Massachusetts	1	11	126 H	Connecticut	7	11				
								81 A	Harvard	7	15	128 N	Western Ky.	3	11				
								81 A	Harvard	0	10	128 N	Western Ky.	2	8				
								88 A	St. Joseph's	4	10	129 H	St. Louis	0	7				
								88 A	St. Joseph's	0	8	129 H	St. Louis	0	7				
								95 A	S.C. Upstate	0	8	135 A	Temple	0	10				
								95 A	S.C. Upstate	0	4	135 A	Temple	1	2				
												138 H	Fairfield	0	8				
												138 H	Fairfield	2	5				
												149 N	Sam Houston St.	4	5				
												150 A	Providence	2	13				
												150 A	Providence	0	3				
												151 A	Charlotte	4	5				
												151 A	Charlotte	3	7				
												166 N	Boston College	2	5				
												166 N	Boston College	2	6				
												173 H	Central Conn. St.	7	12				
												173 H	Central Conn. St.	6	4				
												182 A	Coastal Caro.	0	4				
												187 A	Dayton	0	12				
												187 A	Dayton	1	2				
												217 A	UMBC	3	4				
												229 N	Drexel	6	5				
												236 A	Yale	3	4				
				LAST 10 GAMES															
				58 H	Massachusetts	1	11	275 H	La Salle	2	8								
				58 H	Massachusetts	1	6	238 H	George Washington	4	1								
				40 H	Fordham	0	6	238 H	George Washington	9	10								
				40 H	Fordham	3	9	237 A	Brown	18	9								
				275 H	La Salle	2	1	237 A	Brown	4	8								

Non-Div. I Games:

Rhode Island

RPI	S	Opponent	Score	
236	A	Yale	11	12
237	A	Brown	18	9
237	A	Brown	4	8
238	H	George Washington	4	1
238	H	George Washington	9	10
242	H	St. Bonaventure	4	12
242	H	St. Bonaventure	0	5
251	A	Holy Cross	13	6
251	A	Holy Cross	8	4
275	H	La Salle	2	1
275	H	La Salle	2	8
283	N	Prairie View	6	7

Average RPI Win:		199	WON-LOST RECORD		WINNING PCT. RANK	LAST 10 GAMES	STRENGTH OF SCHEDULE		OPP. STRENGTH OF SCHEDULE	TEAM RPI	ADJ RPI	CONF. RPI	ADJ CONF. RPI
Average RPI Loss:		146											
DIV. I ONLY			6-33-0		.15385 283	0-10-0	217		180	274	.38182 267	27	27
DIV. I NON-CONF.			4-15-0		.21053 259	0-2-0	147		83	232	.43289 229	26	26
TOTALS		RPI 1-25	RPI 26-50		W-L RECORDS		RPI 51-100		RPI 101-150		RPI 150+		
6-33-0		0-3-0	0-0-0		OVERALL		0-6-0		1-5-0		5-19-0		
1-16-0		0-0-0	0-0-0		HOME		0-3-0		1-4-0		0-9-0		
3-14-0		0-2-0	0-0-0		AWAY		0-2-0		0-0-0		3-10-0		
2-3-0		0-1-0	0-0-0		NEUTRAL		0-1-0		0-1-0		2-0-0		
4-15-0		0-3-0	0-0-0		NON-CONFERENCE		0-6-0		1-1-0		3-5-0		
1-4-0		0-0-0	0-0-0		HOME		0-3-0		1-0-0		0-1-0		
1-8-0		0-2-0	0-0-0		AWAY		0-2-0		0-0-0		1-4-0		
2-3-0		0-1-0	0-0-0		NEUTRAL		0-1-0		0-1-0		2-0-0		
2-18-0		0-0-0	0-0-0		CONFERENCE		0-0-0		0-4-0		2-14-0		
0-12-0		0-0-0	0-0-0		HOME		0-0-0		0-4-0		0-8-0		
2-6-0		0-0-0	0-0-0		AWAY		0-0-0		0-0-0		2-6-0		
0-0-0		0-0-0	0-0-0		NEUTRAL		0-0-0		0-0-0		0-0-0		
RPI S	Opponent	Score	RPI S	Opponent	Score	RPI S	Opponent	Score	RPI S	Opponent	Score		
5 A	California	0 12				53 A	Pacific	1 11	123 H	Loyola Marymount	2 8		
16 A	Stanford	0 12				53 A	Pacific	1 11	123 H	Loyola Marymount	0 8		
18 N	Oregon	0 1				77 H	Oregon St.	3 4	123 H	Loyola Marymount	3 7		
						79 H	Boise St.	0 7	123 H	Loyola Marymount	1 4		
						79 H	Boise St.	0 5	124 N	Northern Ill.	5 13		
						98 N	Ill.-Chicago	2 8	127 H	Albany (NY)	4 3		
									158 A	UC Davis	1 9		
									163 H	San Diego	0 8		
									163 H	San Diego	2 8		
									163 H	San Diego	2 11		
									163 H	San Diego	0 9		
									168 N	Sacred Heart	8 6		
									168 N	Sacred Heart	7 6		
									180 H	Sacramento St.	3 4		
									180 H	Sacramento St.	0 4		
									180 H	Sacramento St.	1 4		
									180 H	Sacramento St.	2 5		
									205 A	San Jose St.	1 2		
									205 A	San Jose St.	0 8		
									205 H	San Jose St.	1 14		
									211 A	St. Mary's (CA)	1 10		
									211 A	St. Mary's (CA)	3 9		
									211 A	St. Mary's (CA)	4 5		
									211 A	St. Mary's (CA)	1 11		
									214 A	Colorado St.	4 9		
									214 A	Colorado St.	13 10		
									259 A	Cal St. Bakersfield	4 3		
LAST 10 GAMES													
211 A	St. Mary's (CA)	1 10	180 H	Sacramento St.	2 5	211 A	St. Mary's (CA)	4 5					
211 A	St. Mary's (CA)	1 11	180 H	Sacramento St.	1 4	211 A	St. Mary's (CA)	1 11					
211 A	St. Mary's (CA)	3 9	180 H	Sacramento St.	0 4	214 A	Colorado St.	4 9					
211 A	St. Mary's (CA)	4 5	180 H	Sacramento St.	3 4								
16 A	Stanford	0 12	5 A	California	0 12								

Non-Div. I Games:

Santa Clara

RPI	S	Opponent	Score	
259	A	Cal St. Bakersfield	2	6
259	A	Cal St. Bakersfield	3	0
259	A	Cal St. Bakersfield	7	10

Santa Clara

S
a
n
t
a
C
l
a
r
a

S
a
n
t
a
C
l
a
r
a

Average RPI Win: 230		WON-LOST RECORD		WINNING PCT. RANK		LAST 10 GAMES		STRENGTH OF SCHEDULE		OPP. STRENGTH OF SCHEDULE		TEAM RPI		ADJ RPI		CONF. RPI		ADJ CONF. RPI							
DIV. I ONLY		13-30-0		.30233 243		2-4-0		248		241		259		.38095 268		29		29							
DIV. I NON-CONF.		11-24-0		.31429 225		1-2-0		237		237		250		.39984 259		28		29							
TOTALS		RPI 1-25		RPI 26-50		W-L RECORDS		RPI 51-100		RPI 101-150		RPI 150+													
13-30-0		0-2-0		0-0-0		OVERALL		1-5-0		0-7-0		12-16-0													
0-0-0		0-0-0		0-0-0		HOME		0-0-0		0-0-0		0-0-0													
2-17-0		0-2-0		0-0-0		AWAY		0-4-0		0-6-0		2-5-0													
11-13-0		0-0-0		0-0-0		NEUTRAL		1-1-0		0-1-0		10-11-0													
11-24-0		0-2-0		0-0-0		NON-CONFERENCE		1-5-0		0-7-0		10-10-0													
0-0-0		0-0-0		0-0-0		HOME		0-0-0		0-0-0		0-0-0													
2-16-0		0-2-0		0-0-		AWAY		0-4-0		0-6-0		2-4-0													
9-8-0		0-0-0		0-0-0		NEUTRAL		1-1-0		0-1-0		8-6-0													
2-6-0		0-0-0		0-0-0		CONFERENCE		0-0-0		0-0-0		2-6-0													
0-0-0		0-0-0		0-0-0		HOME		0-0-0		0-0-0		0-0-0													
0-1-0		0-0-0		0-0-0		AWAY		0-0-0		0-0-0		0-1-0													
2-5-0		0-0-0		0-0-0		NEUTRAL		0-0-0		0-0-0		2-5-0													
RPI	S	Opponent		Score		RPI	S	Opponent		Score		RPI	S	Opponent		Score									
21	A	Nebraska		5	6							67	A	Iowa		0	10	108	A	UNI		0	11		
21	A	Nebraska		0	14							67	A	Iowa		1	9	108	A	UNI		0	8		
												74	A	Minnesota		0	5	110	A	UC Santa Barbara		1	4		
												74	A	Minnesota		0	3	110	A	UC Santa Barbara		1	4		
												86	N	Drake		0	6	117	A	UMKC		3	5		
												87	N	Valparaiso		2	0	117	A	UMKC		0	2		
																		145	N	Lehigh		3	6		
																		154	N	Robert Morris		0	3		
																		167	N	Green Bay		0	3		
																		171	A	Houston Baptist		0	3		
																		171	N	Houston Baptist		3	7		
																		171	N	Houston Baptist		0	10		
																		188	N	UTEP		10	2		
																		200	N	Eastern Ky.		2	6		
																		200	N	Eastern Ky.		8	6		
																		206	N	Manhattan		4	1		
																		232	N	Youngstown St.		11	9		
																		239	N	Columbia		3	1		
																		250	N	Utah Valley		0	4		
																		250	N	Utah Valley		1	2		
																		251	N	Holy Cross		8	3		
						LAST 10 GAMES												256	N	North Dakota		2	3		
																		256	N	North Dakota		3	4		
						256 N North Dakota						2	6							256	N	North Dakota		2	6
						171 A Houston Baptist						0	3							256	N	North Dakota		1	0
						260 A Hartford						8	1							256	N	North Dakota		5	3
						260 A Hartford						1	8							259	A	Cal St. Bakersfield		5	2
						256 N North Dakota						1	0												
Non-Div. I Games:		Jamestown		8	0	Dakota St.		9	0	St. Mary (NE)		8	0	Sioux Falls		8	0								
		Dakota St.		13	0	St. Mary (NE)		9	1	Jamestown		9	1	Sioux Falls		7	3	South Dakota							

South Dakota

s
e
a
t
t
l
e

Seattle					Through Games Of Final									
Average RPI Win:		232	WON-LOST RECORD		WINNING PCT. RANK	LAST 10 GAMES		STRENGTH OF SCHEDULE	OPP. STRENGTH OF SCHEDULE	TEAM RPI	ADJ RPI	CONF. RPI	ADJ CONF. RPI	
Average RPI Loss:		152												
DIV. I ONLY			9-34-0		.2093 270	2-8-0		196	228	265	.38067 269	27	27	
DIV. I NON-CONF.			1-17-0		.05556 284	0-0-0		43	76	242	.42344 239	26	26	

TOTALS		RPI 1-25		RPI 26-50		W-L RECORDS		RPI 51-100		RPI 101-150		RPI 150+		
9-34-0		0-3-0		0-2-0		OVERALL		0-4-0		1-10-0		8-15-0		
5-8-0		0-0-0		0-0-0		HOME		0-1-0		0-4-0		5-3-0		
4-14-0		0-3-0		0-0-0		AWAY		0-2-0		1-2-0		3-7-0		
0-12-0		0-0-0		0-2-0		NEUTRAL		0-1-0		0-4-0		0-5-0		
1-17-0		0-3-0		0-2-0		NON-CONFERENCE		0-4-0		1-4-0		0-4-0		
0-1-0		0-0-0		0-0-0		HOME		0-1-0		0-0-0		0-0-0		
1-7-0		0-3-0		0-0-		AWAY		0-2-0		1-2-0		0-0-0		
0-9-0		0-0-0		0-2-0		NEUTRAL		0-1-0		0-2-0		0-4-0		
8-17-0		0-0-0		0-0-0		CONFERENCE		0-0-0		0-6-0		8-11-0		
5-7-0		0-0-0		0-0-0		HOME		0-0-0		0-4-0		5-3-0		
3-7-0		0-0-0		0-0-0		AWAY		0-0-0		0-0-0		3-7-0		
0-3-0		0-0-0		0-0-0		NEUTRAL		0-0-0		0-2-0		0-1-0		
RPI S	Opponent		Score		RPI S	Opponent		Score		RPI S	Opponent		Score	
1	A	Arizona St.	0	10	37	N	BYU	0	14	67	N	Iowa	7	8
1	A	Arizona St.	2	13	39	N	Illinois St.	0	16	77	H	Oregon St.	2	5
12	A	Washington	2	16						79	A	Boise St.	0	8
										79	A	Boise St.	1	14

Seattle

Through Games Of Final

RPI	S	Opponent	Score	
258	A	Idaho St.	1	10
258	A	Idaho St.	4	5
258	N	Idaho St.	0	8
273	H	Weber St.	2	3
273	H	Weber St.	8	4
273	H	Weber St.	5	3
273	H	Weber St.	5	3

Seattle

S
e
a
t
t
l
e

S
e
a
t
t
l
e

Average RPI Win: 233		WON-LOST RECORD	WINNING PCT. RANK		LAST 10 GAMES	STRENGTH OF SCHEDULE	OPP. STRENGTH OF SCHEDULE	TEAM RPI	ADJ RPI		CONF. RPI	ADJ CONF. RPI	
Average RPI Loss: 187													
DIV. I ONLY		14-36-0	.28	247	3-7-0	259	259	270	.37501	270	28	28	
DIV. I NON-CONF.		9-21-0	.3	231	1-1-0	258	248	267	.39498	267	29	28	
<hr/>													
TOTALS		RPI 1-25		RPI 26-50		W-L RECORDS		RPI 51-100		RPI 101-150		RPI 150+	
14-36-0		0-0-0		0-1-0		OVERALL		0-1-0		2-9-0		12-25-0	
3-7-0		0-0-0		0-0-0		HOME		0-0-0		1-3-0		2-4-0	
7-14-0		0-0-0		0-1-0		AWAY		0-0-0		0-1-0		7-12-0	
4-15-0		0-0-0		0-0-0		NEUTRAL		0-1-0		1-5-0		3-9-0	
9-21-0		0-0-0		0-1-0		NON-CONFERENCE		0-1-0		1-6-0		8-13-0	
1-1-0		0-0-0		0-0-0		HOME		0-0-0		0-0-0		1-1-0	
4-5-0		0-0-0		0-0-		AWAY		0-0-0		0-1-0		4-3-0	
4-15-0		0-0-0		0-0-0		NEUTRAL		0-1-0		1-5-0		3-9-0	
5-15-0		0-0-0		0-0-0		CONFERENCE		0-0-0		1-3-0		4-12-0	
2-6-0		0-0-0		0-0-0		HOME		0-0-0		1-3-0		1-3-0	
3-9-0		0-0-0		0-0-0		AWAY		0-0-0		0-0-0		3-9-0	
0-0-0		0-0-0		0-0-0		NEUTRAL		0-0-0		0-0-0		0-0-0	
RPI	S	Opponent	Score	RPI	S	Opponent	Score	RPI	S	Opponent	Score		
				47	A	Longwood	2 6	88	N	St. Joseph's	5 8		
										109	N	Butler	1 5
										130	A	Binghamton	1 5
										130	N	Binghamton	0 1
										136	N	Quinnipiac	4 5
										136	N	Quinnipiac	1 8
										143	N	James Madison	0 4
										143	N	James Madison	4 0
										145	H	Lehigh	5 3
										145	H	Lehigh	1 2
										145	H	Lehigh	5 7
										145	H	Lehigh	1 3
										167	N	Green Bay	1 8
										170	N	Cornell	1 4
										170	N	Cornell	0 6
										170	N	Cornell	4 1
										170	N	Cornell	0 3
										176	A	Colgate	0 9
										176	A	Colgate	4 5
										176	A	Colgate	2 3
										176	A	Colgate	2 5
										182	A	Coastal Caro.	1 4
										182	A	Coastal Caro.	0 2
										185	N	Akron	6 8
										196	N	Fairleigh Dickinson	1 2
										209	N	Stony Brook	0 1
										215	A	George Mason	3 1
										232	N	Youngstown St.	2 9
LAST 10 GAMES													
				234	A	Army	1 3	275	A	La Salle	0 1		
				234	A	Army	2 0	279	H	Lafayette	2 5		
				234	A	Army	1 6	279	H	Lafayette	0 3		
				234	A	Army	0 3	279	H	Lafayette	1 0		
				275	A	La Salle	4 1	279	H	Lafayette	4 5		

Non-Div. I Games:

Bucknell

Bucknell

Average RPI Win: 218		WON-LOST RECORD	WINNING PCT. RANK	LAST 10 GAMES	STRENGTH OF SCHEDULE	OPP. STRENGTH OF SCHEDULE	TEAM RPI	ADJ RPI		CONF. RPI	ADJ CONF. RPI	
Average RPI Loss: 194												
DIV. I ONLY		9-37-0	.19565 274	2-8-0	209	272	273	.37253	271	26	26	
DIV. I NON-CONF.		7-23-0	.23333 251	1-2-0	207	282	270	.38718	272	27	27	
<hr/>												
TOTALS		RPI 1-25		RPI 26-50		W-L RECORDS		RPI 51-100		RPI 101-150		RPI 150+
9-37-0		0-0-0		0-0-0		OVERALL		0-2-0		1-6-0		8-29-0
3-13-0		0-0-0		0-0-0		HOME		0-1-0		0-4-0		3-8-0
4-12-0		0-0-0		0-0-0		AWAY		0-0-0		1-1-0		3-11-0
2-12-0		0-0-0		0-0-0		NEUTRAL		0-1-0		0-1-0		2-10-0
7-23-0		0-0-0		0-0-0		NON-CONFERENCE		0-2-0		1-2-0		6-19-0
2-6-0		0-0-0		0-0-0		HOME		0-1-0		0-0-0		2-5-0
3-5-0		0-0-0		0-0-		AWAY		0-0-0		1-1-0		2-4-0
2-12-0		0-0-0		0-0-0		NEUTRAL		0-1-0		0-1-0		2-10-0
2-14-0		0-0-0		0-0-0		CONFERENCE		0-0-0		0-4-0		2-10-0
1-7-0		0-0-0		0-0-0		HOME		0-0-0		0-4-0		1-3-0
1-7-0		0-0-0		0-0-0		AWAY		0-0-0		0-0-0		1-7-0
0-0-0		0-0-0		0-0-0		NEUTRAL		0-0-0		0-0-0		0-0-0
RPI S	Opponent	Score	RPI S	Opponent	Score	RPI S	Opponent	Score	RPI S	Opponent	Score	
						75 N	Eastern Ill.	0 9	109 N	Butler	2 9	
						88 H	St. Joseph's	1 6	122 H	Iona	0 6	
									122 H	Iona	1 2	
									138 H	Fairfield	0 3	
									138 H	Fairfield	2 5	
									145 A	Lehigh	0 6	
									145 A	Lehigh	8 4	
									156 N	IPFW	0 5	
									167 N	Green Bay	1 5	
									170 N	Cornell	0 7	
									175 H	Monmouth	7 13	
									176 N	Colgate	1 6	
									184 H	Niagara	0 12	
									184 H	Niagara	4 12	
									196 N	Fairleigh Dickinson	7 1	
									199 A	Marist	0 9	
									199 A	Marist	1 3	
									203 A	Penn	8 3	
									203 A	Penn	4 6	
									204 A	Siena	3 9	
									204 A	Siena	1 2	
									206 A	Manhattan	0 1	
									206 A	Manhattan	3 6	
									209 H	Stony Brook	3 7	
									209 H	Stony Brook	9 6	
									213 N	Presbyterian	0 1	
									215 A	George Mason	0 4	
			LAST 10 GAMES									
			220 H	Canisius	3 13	206 A	Manhattan	0 1	206 A	Manhattan	3 6	
			220 H	Canisius	4 3	145 A	Lehigh	8 4	209 H	Stony Brook	3 7	
			122 H	Iona	1 2	145 A	Lehigh	0 6	209 H	Stony Brook	9 6	
			122 H	Iona	0 6	175 H	Monmouth	7 13	213 N	Presbyterian	0 1	
			206 A	Manhattan	3 6	138 H	Fairfield	2 5	215 A	George Mason	0 4	

Non-Div. I Games:

Rider

RPI	S	Opponent	Score	
215	A	George Mason	4	1
218	A	Delaware	1	4
220	H	Canisius	4	3
220	H	Canisius	3	13
232	N	Youngstown St.	2	3
234	H	Army	0	2
234	H	Army	4	1
234	N	Army	3	10
236	N	Yale	2	7
239	H	Columbia	1	10
239	H	Columbia	1	9
260	N	Hartford	10	9
263	N	Western Caro.	1	7
279	N	Lafayette	2	5
281	A	St. Peter's	1	2
281	A	St. Peter's	6	0
287	A	N.C. A&T	0	3

Rider

Average RPI Win: Average RPI Loss:	277 166	WON-LOST RECORD	WINNING PCT. RANK	LAST 10 GAMES	STRENGTH OF SCHEDULE	OPP. STRENGTH OF SCHEDULE	TEAM RPI	ADJ RPI	CONF. RPI	ADJ CONF. RPI						
DIV. I ONLY		15-24-0	.38462	207	2-4-0	283	274	271	.3675	272	31	31				
DIV. I NON-CONF.		0-18-0	0	287	0-2-0	185	186	281	.34939	281	30	30				
<hr/>																
TOTALS	RPI 1-25	RPI 26-50		W-L RECORDS		RPI 51-100		RPI 101-150		RPI 150+						
15-24-0	0-0-0	0-0-0		OVERALL		0-6-0		0-4-0		15-14-0						
6-5-0	0-0-0	0-0-0		HOME		0-2-0		0-1-0		6-2-0						
6-10-0	0-0-0	0-0-0		AWAY		0-4-0		0-1-0		6-5-0						
3-9-0	0-0-0	0-0-0		NEUTRAL		0-0-0		0-2-0		3-7-0						
<hr/>																
0-18-0	0-0-0	0-0-0		NON-CONFERENCE		0-6-0		0-4-0		0-8-0						
0-5-0	0-0-0	0-0-0		HOME		0-2-0		0-1-0		0-2-0						
0-7-0	0-0-0	0-0-		AWAY		0-4-0		0-1-0		0-2-0						
0-6-0	0-0-0	0-0-0		NEUTRAL		0-0-0		0-2-0		0-4-0						
<hr/>																
15-6-0	0-0-0	0-0-0		CONFERENCE		0-0-0		0-0-0		15-6-0						
6-0-0	0-0-0	0-0-0		HOME		0-0-0		0-0-0		6-0-0						
6-3-0	0-0-0	0-0-0		AWAY		0-0-0		0-0-0		6-3-0						
3-3-0	0-0-0	0-0-0		NEUTRAL		0-0-0		0-0-0		3-3-0						
<hr/>																
RPI	S	Opponent	Score	RPI	S	Opponent	Score	RPI	S	Opponent	Score					
				57 A A&M-Corpus Christi				0	12	118 N Arkansas			4	14		
				57 A A&M-Corpus Christi				0	8	121 N Texas-Arlington			4	10		
				89 A UTSA				4	12	149 A Sam Houston St.			1	7		
				89 A UTSA				2	10	149 H Sam Houston St.			4	15		
				89 H UTSA				1	6	169 N Rutgers			1	9		
				89 H UTSA				1	6	169 N Rutgers			7	12		
										171 A Houston Baptist			1	2		
										171 A Houston Baptist			0	4		
										171 H Houston Baptist			4	8		
										171 H Houston Baptist			6	10		
										193 N Wichita St.			13	15		
										224 A Mississippi Val.			3	8		
										230 N Jackson St.			3	7		
										234 N Army			0	9		
										243 A Southern U.			3	2		
										243 A Southern U.			1	7		
										243 A Southern U.			6	5		
										276 N Alcorn St.			0	4		
										276 N Alcorn St.			10	2		
										278 N Alabama St.			10	1		
						280 N Alabama A&M			17	4						
LAST 10 GAMES																
282 N Ark.-Pine Bluff				5	7	285 H Grambling				8	0					
276 N Alcorn St.				0	4	285 H Grambling				18	4					
171 H Houston Baptist				4	8	283 H Prairie View				7	2					
171 H Houston Baptist				6	10	283 H Prairie View				11	3					
285 H Grambling				6	4	283 H Prairie View				9	0					
						283 A Prairie View				10	11					
<hr/>																
Non-Div. I Games:	Houston-Victoria		6	8	Our Lady Of The Lake		9	4	Ashford		8	0	Houston-Victoria		6	7
	Texas Col.		11	0	Texas Col.		10	2	Houston-Victoria		4	3	Houston-Victoria		2	3

T
e
x
a
s
S
o
u
t
h
e
r
n

Texas Southern						Through Games Of Final						Texas Southern			
Non-Div. I Games:	Houston-Victoria	4	3	Ashford	9	4	Houston-Victoria	4	3	RPI	283	Texas Wesleyan	10	Score	
	Texas Wesleyan	9	3	Our Lady Of The Lake	11	4	Our Lady Of The Lake	2	7	283	H Our Lady Of The Lake	1	7	3	
											283	H Prairie View		7	2
											283	H Prairie View		9	0
											285	H Grambling		8	0
											285	H Grambling		18	4
											285	H Grambling		6	4

Average RPI Win:		232	WON-LOST RECORD		12-36-0	.25	257	2-8-0	246	211	268	.36232	273	27	27
Average RPI Loss:		158			9-16-0	.36	209	2-0-0	132	130	182	.46443	191	26	26
DIV. I ONLY															
DIV. I NON-CONF.															
TOTALS		RPI 1-25		RPI 26-50		W-L RECORDS		RPI 51-100		RPI 101-150		RPI 150+			
12-36-0		0-3-0		0-3-0		OVERALL		0-7-0		1-6-0		11-17-0			
7-11-0		0-1-0		0-2-0		HOME		0-0-0		0-0-0		7-8-0			
3-20-0		0-2-0		0-1-0		AWAY		0-6-0		0-4-0		3-7-0			
2-5-0		0-0-0		0-0-0		NEUTRAL		0-1-0		1-2-0		1-2-0			
9-16-0		0-3-0		0-3-0		NON-CONFERENCE		0-7-0		1-2-0		8-1-0			
6-4-0		0-1-0		0-2-0		HOME		0-0-0		0-0-0		6-1-0			
1-9-0		0-2-0		0-0-		AWAY		0-6-0		0-0-0		1-0-0			
2-3-0		0-0-0		0-0-0		NEUTRAL		0-1-0		1-2-0		1-0-0			
3-20-0		0-0-0		0-0-0		CONFERENCE		0-0-0		0-4-0		3-16-0			
1-7-0		0-0-0		0-0-0		HOME		0-0-0		0-0-0		1-7-0			
2-11-0		0-0-0		0-0-0		AWAY		0-0-0		0-4-0		2-7-0			
0-2-0		0-0-0		0-0-0		NEUTRAL		0-0-0		0-0-0		0-2-0			
RPI	S	Opponent	Score	RPI	S	Opponent	Score	RPI	S	Opponent	Score	RPI	S	Opponent	Score
1	H	Arizona St.	0 12	37	A	BYU	1 9	52	N	Virginia Tech	0 8	104	N	Fla. Gulf Coast	4 6
18	A	Oregon	2 6	50	H	New Mexico St.	3 6	55	A	Hawaii	0 6	112	N	Campbell	7 2
18	A	Oregon	1 6	50	H	New Mexico St.	1 10	55	A	Hawaii	1 5	134	A	Portland St.	0 8
								77	A	Oregon St.	0 8	134	A	Portland St.	0 6
								77	A	Oregon St.	0 5	134	A	Portland St.	0 11
								94	A	Utah	0 8	134	A	Portland St.	0 8
								94	A	Utah	1 9	144	N	Creighton	2 7
												180	A	Sacramento St.	2 5
												210	H	Southern Utah	12 4
												210	H	Southern Utah	7 4
												211	N	St. Mary's (CA)	2 5
												240	H	Utah St.	6 5
												240	H	Utah St.	7 4
												242	A	St. Bonaventure	7 2
												244	N	South Dakota St.	6 5
												249	H	Northern Colo.	5 10
												249	H	Northern Colo.	3 2
												249	H	Northern Colo.	6 7
												249	H	Northern Colo.	3 6
												250	H	Utah Valley	7 8
												250	H	Utah Valley	6 10
												250	H	Utah Valley	3 4
												250	H	Utah Valley	0 8
												256	H	North Dakota	13 6
												256	H	North Dakota	3 2
												256	H	North Dakota	2 3
												258	A	Idaho St.	1 0
Non-Div. I Games:				Dixie St.				Dixie St.				Weber St.			
				2 7				0 3							

Weber St.

Through Games Of Final

RPI	S	Opponent	Score	
258	A	Idaho St.	5	8
258	A	Idaho St.	2	11
258	A	Idaho St.	5	6
259	N	Cal St. Bakersfield	7	9
269	A	Seattle	3	2
269	A	Seattle	4	8
269	A	Seattle	3	5
269	A	Seattle	3	5

Weber St.

W
e
b
e
r
s
t
.

W
e
b
e
r
s
t
.

H
a
m
p
t
o
n

Hampton						Through Games Of Final									
Average RPI Win: 257		WON-LOST RECORD	WINNING PCT. RANK		LAST 10 GAMES	STRENGTH OF SCHEDULE	OPP. STRENGTH OF SCHEDULE	TEAM RPI	ADJ RPI		CONF. RPI	ADJ CONF. RPI			
Average RPI Loss: 191															
DIV. I ONLY		13-35-0	.27083	252	1-9-0	253	279	272	.36074	274	30	30			
DIV. I NON-CONF.		6-23-0	.2069	261	0-2-0	235	263	275	.37838	274	31	31			
TOTALS		RPI 1-25	RPI 26-50		W-L RECORDS	RPI 51-100		RPI 101-150		RPI 150+					
13-35-0	0-0-0	0-3-0		OVERALL	0-3-0		0-4-0		13-25-0						
5-13-0	0-0-0	0-0-0		HOME	0-0-0		0-2-0		5-11-0						
6-14-0	0-0-0	0-3-0		AWAY	0-2-0		0-2-0		6-7-0						
2-8-0	0-0-0	0-0-0		NEUTRAL	0-1-0		0-0-0		2-7-0						
6-23-0	0-0-0	0-3-0		NON-CONFERENCE	0-3-0		0-4-0		6-13-0						
2-8-0	0-0-0	0-0-0		HOME	0-0-0		0-2-0		2-6-0						
2-7-0	0-0-0	0-0-		AWAY	0-2-0		0-2-0		2-0-0						
2-8-0	0-0-0	0-0-0		NEUTRAL	0-1-0		0-0-0		2-7-0						
7-12-0	0-0-0	0-0-0		CONFERENCE	0-0-0		0-0-0		7-12-0						
3-5-0	0-0-0	0-0-0		HOME	0-0-0		0-0-0		3-5-0						
4-7-0	0-0-0	0-0-0		AWAY	0-0-0		0-0-0		4-7-0						
0-0-0	0-0-0	0-0-0		NEUTRAL	0-0-0		0-0-0		0-0-0						
RPI	S	Opponent	Score	RPI	S	Opponent	Score	RPI	S	Opponent	Score	RPI	S	Opponent	Score
				32	A	Maryland	1 9	94	N	Utah	1 22	112	H	Campbell	0 12
				47	A	Longwood	4 7	95	A	S.C. Upstate	1 13	112	H	Campbell	1 16
				47	A	Longwood	1 14	95	A	S.C. Upstate	3 7	131	A	Liberty	2 7
												131	A	Liberty	3 16
												153	N	Villanova	10 12
												173	H	Central Conn. St.	3 11
												195	A	Delaware St.	7 1
												195	A	Delaware St.	1 7
												195	A	Delaware St.	1 12
												199	H	Marist	2 6
												212	N	Princeton	4 2
												212	N	Princeton	0 12
												215	N	George Mason	2 10
												215	N	George Mason	0 8
												218	H	Delaware	6 10
												218	H	Delaware	0 12
												224	N	Mississippi Val.	0 4
												226	H	Howard	1 6
												226	H	Howard	9 7
												226	H	Howard	4 2
												237	H	Brown	2 3
												238	H	George Washington	4 5
												238	H	George Washington	4 3
				241	A	Coppin St.	5 7	195	A	Delaware St.	7 1	241	A	Coppin St.	5 7
				241	A	Coppin St.	2 5	264	H	Norfolk St.	5 6	241	A	Coppin St.	2 12
				241	A	Coppin St.	2 12	264	H	Norfolk St.	3 5	241	A	Coppin St.	2 5
				195	A	Delaware St.	1 12	131	A	Liberty	3 16	241	A	Coppin St.	2 5
				195	A	Delaware St.	1 7	131	A	Liberty	2 7	252	N	Tennessee St.	4 12

Non-Div. I Games:

Hampton

RPI	S	Opponent	Score	
264	A	Norfolk St.	0	9
264	A	Norfolk St.	5	4
264	H	Norfolk St.	5	6
264	H	Norfolk St.	3	5
265	H	Morgan St.	4	7
265	H	Morgan St.	0	8
265	H	Morgan St.	8	7
276	N	Alcorn St.	0	14
284	N	Savannah St.	8	1
285	H	Grambling	10	3
286	A	N.C. Central	8	0
286	A	N.C. Central	11	3
289	A	Md.-East. Shore	3	2
289	A	Md.-East. Shore	4	12
289	A	Md.-East. Shore	14	9

Hampton

H
a
m
p
t
o
n

H
a
m
p
t
o
n

Average RPI Win:		243	WON-LOST RECORD		WINNING PCT. RANK	LAST 10 GAMES	STRENGTH OF SCHEDULE		OPP. STRENGTH OF SCHEDULE	TEAM RPI	ADJ RPI	CONF. RPI	ADJ CONF. RPI
Average RPI Loss:		167	5-38-0		.11628 286	3-7-0	222		237	276	.3535 275	21	20
DIV. I ONLY			3-22-0		.12 276	1-3-0	222		261	279	.35817 280	20	19
DIV. I NON-CONF.													
TOTALS		RPI 1-25	RPI 26-50		W-L RECORDS		RPI 51-100		RPI 101-150		RPI 150+		
5-38-0		0-1-0	0-2-0		OVERALL		0-4-0		0-7-0		5-24-0		
2-12-0		0-0-0	0-0-0		HOME		0-0-0		0-2-0		2-10-0		
1-12-0		0-0-0	0-2-0		AWAY		0-3-0		0-2-0		1-5-0		
2-14-0		0-1-0	0-0-0		NEUTRAL		0-1-0		0-3-0		2-9-0		
3-22-0		0-1-0	0-0-0		NON-CONFERENCE		0-2-0		0-3-0		3-16-0		
1-5-0		0-0-0	0-0-0		HOME		0-0-0		0-0-0		1-5-0		
0-5-0		0-0-0	0-0-		AWAY		0-1-0		0-0-0		0-4-0		
2-12-0		0-1-0	0-0-0		NEUTRAL		0-1-0		0-3-0		2-7-0		
2-16-0		0-0-0	0-2-0		CONFERENCE		0-2-0		0-4-0		2-8-0		
1-7-0		0-0-0	0-0-0		HOME		0-0-0		0-2-0		1-5-0		
1-7-0		0-0-0	0-2-0		AWAY		0-2-0		0-2-0		1-1-0		
0-2-0		0-0-0	0-0-0		NEUTRAL		0-0-0		0-0-0		0-2-0		
RPI S	Opponent	Score	RPI S	Opponent	Score	RPI S	Opponent	Score	RPI S	Opponent	Score		
21 N	Nebraska	0 9	40 A	Fordham	1 10	58 A	Massachusetts	2 9	105 N	Boston U.	6 8		
			40 A	Fordham	0 8	58 A	Massachusetts	0 8	115 N	Loyola (IL)	2 5		
						84 N	Radford	2 5	126 N	Connecticut	0 4		
						95 A	S.C. Upstate	0 2	129 A	St. Louis	1 6		
									129 A	St. Louis	0 1		
									135 H	Temple	0 7		
									135 H	Temple	0 5		
									151 H	Charlotte	1 6		
									151 H	Charlotte	2 5		
									153 A	Villanova	4 10		
									153 A	Villanova	2 5		
									154 N	Robert Morris	0 8		
									164 N	Bryant	1 0		
									173 N	Central Conn. St.	4 10		
									187 H	Dayton	1 2		
									187 H	Dayton	1 5		
									199 A	Marist	1 9		
									199 A	Marist	0 9		
									203 H	Penn	0 6		
									217 H	UMBC	1 4		
									217 H	UMBC	1 9		
									226 N	Howard	1 9		
									229 H	Drexel	0 4		
									236 N	Yale	0 8		
									238 H	George Washington	0 1		
									238 H	George Washington	5 4		
									242 N	St. Bonaventure	6 7		
			LAST 10 GAMES										
			238 H	George Washington	5 4	266 A	Rhode Island	8 2					
			238 H	George Washington	0 1	270 H	Bucknell	1 4					
			58 A	Massachusetts	0 8	270 H	Bucknell	1 0					
			58 A	Massachusetts	2 9	217 H	UMBC	1 4					
			266 A	Rhode Island	1 2	217 H	UMBC	1 9					

Non-Div. I Games:

La Salle

RPI	S	Opponent	Score	
242	N	St. Bonaventure	2	3
251	N	Holy Cross	2	7
255	N	Oakland	3	4
266	A	Rhode Island	1	2
266	A	Rhode Island	8	2
268	N	South Dakota	2	6
270	H	Bucknell	1	4
270	H	Bucknell	1	0
279	N	Lafayette	5	0

La Salle

L
a
S
a
l
l
e

L
a
S
a
l
l
e

Average RPI Win:	248	WON-LOST RECORD	WINNING PCT. RANK	LAST 10 GAMES	STRENGTH OF SCHEDULE	OPP. STRENGTH OF SCHEDULE	TEAM RPI	ADJ RPI	CONF. RPI	ADJ CONF. RPI		
DIV. I ONLY		13-29-0	.30952	237	2-7-0	281	264	275	.35116	276	31	31
DIV. I NON-CONF.		5-16-0	.2381	249	0-2-0	267	187	274	.37745	275	30	30
<hr/>												
TOTALS	RPI 1-25	RPI 26-50		W-L RECORDS		RPI 51-100		RPI 101-150		RPI 150+		
13-29-0	0-0-0	1-2-0		OVERALL		0-2-0		0-4-0		12-21-0		
1-8-0	0-0-0	0-0-0		HOME		0-0-0		0-1-0		1-7-0		
4-14-0	0-0-0	1-2-0		AWAY		0-2-0		0-3-0		3-7-0		
8-7-0	0-0-0	0-0-0		NEUTRAL		0-0-0		0-0-0		8-7-0		
5-16-0	0-0-0	1-2-0		NON-CONFERENCE		0-2-0		0-4-0		4-8-0		
0-2-0	0-0-0	0-0-0		HOME		0-0-0		0-1-0		0-1-0		
2-12-0	0-0-0	1-0-		AWAY		0-2-0		0-3-0		1-5-0		
3-2-0	0-0-0	0-0-0		NEUTRAL		0-0-0		0-0-0		3-2-0		
8-13-0	0-0-0	0-0-0		CONFERENCE		0-0-0		0-0-0		8-13-0		
1-6-0	0-0-0	0-0-0		HOME		0-0-0		0-0-0		1-6-0		
2-2-0	0-0-0	0-0-0		AWAY		0-0-0		0-0-0		2-2-0		
5-5-0	0-0-0	0-0-0		NEUTRAL		0-0-0		0-0-0		5-5-0		
RPI	S	Opponent	Score	RPI	S	Opponent	Score	RPI	S	Opponent	Score	
				31	A	Texas Tech	4 2					
				31	A	Texas Tech	0 18					
				31	A	Texas Tech	0 15					

A
l
c
o
r
n
s
t
.

Alcorn St.

Alcorn St.

[illegible]

Non-Div. I Games:

LSU-Alexandria

9 5

LSU-Alexandria

4 5

LSU-Alexandria

8 3

Centenary (LA)

RPI	S	Opponent	Score	
245	A	IUPUI	1	0
255	A	Oakland	9	2
255	A	Oakland	3	11
255	A	Oakland	0	8
285	A	Grambling	0	6
285	H	Grambling	7	1

Centenary (LA)

C
e
n
t
e
n
a
r
y
(
L
A
)

C
e
n
t
e
n
a
r
y
(
L
A
)

Average RPI Win: 283		WON-LOST	WINNING	LAST 10	STRENGTH OF		OPP. STRENGTH	TEAM	ADJ	CONF.	ADJ CONF.
Average RPI Loss: 180		RECORD	PCT. RANK	GAMES	SCHEDULE		OF SCHEDULE	RPI	RPI	RPI	RPI
DIV. I ONLY		11-33-0	.25	257	3-7-0		276	276	278	.34501	278
DIV. I NON-CONF.		4-20-0	.16667	269	0-2-0		226	242	276	.37683	276
TOTALS		RPI 1-25	RPI 26-50		W-L RECORDS		RPI 51-100		RPI 101-150		RPI 150+
11-33-0	0-0-0	0-4-0		OVERALL		0-5-0		0-2-0		11-22-0	
5-1-0	0-0-0	0-0-0		HOME		0-0-0		0-0-0		5-1-0	
1-13-0	0-0-0	0-3-0		AWAY		0-0-0		0-1-0		1-9-0	
5-19-0	0-0-0	0-1-0		NEUTRAL		0-5-0		0-1-0		5-12-0	
4-20-0	0-0-0	0-4-0		NON-CONFERENCE		0-5-0		0-2-0		4-9-0	
3-0-0	0-0-0	0-0-0		HOME		0-0-0		0-0-0		3-0-0	
1-7-0	0-0-0	0-0-		AWAY		0-0-0		0-1-0		1-3-0	
0-13-0	0-0-0	0-1-0		NEUTRAL		0-5-0		0-1-0		0-6-0	
7-13-0	0-0-0	0-0-0		CONFERENCE		0-0-0		0-0-0		7-13-0	
2-1-0	0-0-0	0-0-0		HOME		0-0-0		0-0-0		2-1-0	
0-6-0	0-0-0	0-0-0		AWAY		0-0-0		0-0-0		0-6-0	
5-6-0	0-0-0	0-0-0		NEUTRAL		0-0-0		0-0-0		5-6-0	
RPI S	Opponent	Score	RPI S	Opponent	Score	RPI S	Opponent	Score	RPI S	Opponent	Score
28 N	Auburn	1 12	51 N	Kansas	2 16	126 N	Connecticut	6 11			
38 A	UAB	0 6	66 N	South Ala.	1 13	142 A	North Florida	4 6			
44 A	Memphis	0 7	75 N	Eastern Ill.	1 14	179 A	Murray St.	4 10			
44 A	Memphis	4 12	76 N	Jacksonville St.	1 10	179 A	Murray St.	0 9			
			97 N	Troy	1 9	195 N	Delaware St.	5 17			
						200 N	Eastern Ky.	3 5			
						216 N	Samford	0 13			
						216 N	Samford	1 9			
						224 A	Mississippi Val.	0 9			
						224 A	Mississippi Val.	1 9			
						224 A	Mississippi Val.	4 18			
						230 A	Jackson St.	4 15			
						230 A	Jackson St.	4 5			
						230 A	Jackson St.	1 9			
						243 N	Southern U.	6 11			
						243 N	Southern U.	1 9			
						243 N	Southern U.	6 8			
						246 N	Mt. St. Mary's	6 7			
						248 N	Austin Peay	1 8			
						272 N	Texas Southern	1 10			
						276 H	Alcorn St.	16 10			
						276 N	Alcorn St.	8 7			
						276 N	Alcorn St.	1 12			
						280 H	Alabama A&M	10 9			
						280 H	Alabama A&M	10 19			
						280 N	Alabama A&M	6 3			
						282 N	Ark.-Pine Bluff	14 10			
LAST 10 GAMES			LAST 10 GAMES			LAST 10 GAMES			LAST 10 GAMES		
243 N	Southern U.	1 9	280 N	Alabama A&M	6 3	276 N	Alcorn St.	1 12			
285 N	Grambling	11 10	179 A	Murray St.	0 9	280 H	Alabama A&M	10 9			
243 N	Southern U.	6 11	179 A	Murray St.	4 10	280 H	Alabama A&M	10 19			
280 H	Alabama A&M	10 9	224 A	Mississippi Val.	4 18	280 N	Alabama A&M	6 3			
280 H	Alabama A&M	10 19	224 A	Mississippi Val.	0 9	282 N	Ark.-Pine Bluff	14 10			

Non-Div. I Games:

Alabama St.

Alabama St.

Alabama State.

Alabama St.

Average RPI Win: 253		WON-LOST	WINNING	LAST 10	STRENGTH OF		OPP. STRENGTH	TEAM	ADJ	CONF.	ADJ CONF.		
Average RPI Loss: 203		RECORD	PCT. RANK	GAMES	SCHEDULE		OF SCHEDULE	RPI	RPI	RPI	RPI		
DIV. I ONLY		8-39-0	.17021	277	4-6-0		265	268	280	.33421	279	28	28
DIV. I NON-CONF.		3-24-0	.11111	277	0-2-0		279	269	285	.31759	284	29	28
TOTALS		RPI 1-25	RPI 26-50		W-L RECORDS		RPI 51-100		RPI 101-150		RPI 150+		
8-39-0		0-0-0	0-0-0		OVERALL		0-1-0		0-7-0		8-31-0		
2-8-0		0-0-0	0-0-0		HOME		0-0-0		0-0-0		2-8-0		
5-16-0		0-0-0	0-0-0		AWAY		0-1-0		0-6-0		5-9-0		
1-15-0		0-0-0	0-0-0		NEUTRAL		0-0-0		0-1-0		1-14-0		
3-24-0		0-0-0	0-0-0		NON-CONFERENCE		0-1-0		0-3-0		3-20-0		
1-1-0		0-0-0	0-0-0		HOME		0-0-0		0-0-0		1-1-0		
1-8-0		0-0-0	0-0-		AWAY		0-1-0		0-2-0		1-5-0		
1-15-0		0-0-0	0-0-0		NEUTRAL		0-0-0		0-1-0		1-14-0		
5-15-0		0-0-0	0-0-0		CONFERENCE		0-0-0		0-4-0		5-11-0		
1-7-0		0-0-0	0-0-0		HOME		0-0-0		0-0-0		1-7-0		
4-8-0		0-0-0	0-0-0		AWAY		0-0-0		0-4-0		4-4-0		
0-0-0		0-0-0	0-0-0		NEUTRAL		0-0-0		0-0-0		0-0-0		
RPI	S	Opponent	Score	RPI	S	Opponent	Score	RPI	S	Opponent	Score		
								95	A	S.C. Upstate	0 10		
								122	A	Iona	0 4		
								122	A	Iona	2 8		
								135	N	Temple	2 12		
								145	A	Lehigh	0 13		
								145	A	Lehigh	0 10		
								145	A	Lehigh	0 1		
								145	A	Lehigh	0 9		
								164	N	Bryant	1 2		
								168	N	Sacred Heart	2 12		
								171	N	Houston Baptist	4 6		
								176	A	Colgate	0 1		
								176	A	Colgate	3 12		
								176	A	Colgate	4 3		
								176	A	Colgate	3 4		
								185	N	Akron	2 7		
								202	A	Seton Hall	3 7		
								202	A	Seton Hall	3 4		
								204	N	Siena	0 4		
								206	A	Manhattan	3 11		
								206	A	Manhattan	3 4		
								206	N	Manhattan	0 4		
								206	N	Manhattan	4 6		
								226	N	Howard	2 8		
								231	N	Indiana St.	0 8		
								232	N	Youngstown St.	8 14		
								234	H	Army	2 0		
								234	H	Army	6 14		
LAST 10 GAMES													
								122	A	Iona	0 4		
								270	A	Bucknell	5 2		
								270	A	Bucknell	3 0		
								270	A	Bucknell	0 1		
								270	A	Bucknell	5 4		

Non-Div. I Games:

Lafayette

RPI	S	Opponent	Score
234	H	Army	4 6
234	H	Army	4 14
239	N	Columbia	1 6
251	H	Holy Cross	2 3
251	H	Holy Cross	5 10
251	H	Holy Cross	2 5
251	H	Holy Cross	5 13
253	A	Wagner	1 2
253	A	Wagner	15 1
255	N	Oakland	3 7
262	N	Detroit	1 5
270	A	Bucknell	3 0
270	A	Bucknell	0 1
270	A	Bucknell	5 4
270	A	Bucknell	5 2
271	N	Rider	5 2
275	N	La Salle	0 5
281	H	St. Peter's	9 2
281	H	St. Peter's	5 6

Lafayette

L
a
f
a
y
e
t
t
e

L
a
f
a
y
e
t
t
e

Average RPI Win: 255		WON-LOST RECORD		WINNING PCT. RANK		LAST 10 GAMES		STRENGTH OF SCHEDULE		OPP. STRENGTH OF SCHEDULE		TEAM RPI		ADJ RPI		CONF. RPI		ADJ CONF. RPI					
DIV. I ONLY		4-20-0		.16667 278		1-5-0		235		278		277		.33138 280		31		31					
DIV. I NON-CONF.		0-7-0		0 287		0-0-0		1		61		179		.45702 198		30		30					
TOTALS		RPI 1-25		RPI 26-50		W-L RECORDS		RPI 51-100		RPI 101-150		RPI 150+											
4-20-0		0-1-0		0-3-0		OVERALL		0-3-0		0-0-0		4-13-0											
1-5-0		0-0-0		0-0-0		HOME		0-0-0		0-0-0		1-5-0											
2-5-0		0-0-0		0-2-0		AWAY		0-0-0		0-0-0		2-3-0											
1-10-0		0-1-0		0-1-0		NEUTRAL		0-3-0		0-0-0		1-5-0											
0-7-0		0-1-0		0-3-0		NON-CONFERENCE		0-3-0		0-0-0		0-0-0											
0-0-0		0-0-0		0-0-0		HOME		0-0-0		0-0-0		0-0-0											
0-2-0		0-0-0		0-0-		AWAY		0-0-0		0-0-0		0-0-0											
0-5-0		0-1-0		0-1-0		NEUTRAL		0-3-0		0-0-0		0-0-0											
4-13-0		0-0-0		0-0-0		CONFERENCE		0-0-0		0-0-0		4-13-0											
1-5-0		0-0-0		0-0-0		HOME		0-0-0		0-0-0		1-5-0											
2-3-0		0-0-0		0-0-0		AWAY		0-0-0		0-0-0		2-3-0											
1-5-0		0-0-0		0-0-0		NEUTRAL		0-0-0		0-0-0		1-5-0											
RPI	S	Opponent		Score		RPI	S	Opponent		Score		RPI	S	Opponent		Score							
3	N	Alabama		0 18		38	N	UAB		0 8		66	N	South Ala.		0 15		224	A	Mississippi Val.	6	4	
						44	A	Memphis		0 9		76	N	Jacksonville St.		4 9		224	A	Mississippi Val.	1	14	
						44	A	Memphis		0 8		97	N	Troy		0 17		224	A	Mississippi Val.	2	10	
																		230	H	Jackson St.	1	8	
																		230	H	Jackson St.	6	10	
																		230	H	Jackson St.	3	7	
																		243	N	Southern U.	8	7	
																		272	N	Texas Southern	4	17	
																		276	H	Alcorn St.	2	12	
																		276	H	Alcorn St.	6	5	
																		276	H	Alcorn St.	1	10	
																		278	A	Alabama St.	19	10	
																		278	A	Alabama St.	9	10	
																		278	N	Alabama St.	3	6	
																		282	N	Ark.-Pine Bluff	0	9	
																		283	N	Prairie View	3	6	
																		285	N	Grambling	4	5	
LAST 10 GAMES																							
278 A Alabama St.						9 10						230 H Jackson St.						3 7					
278 A Alabama St.						19 10						276 H Alcorn St.						6 5					
278 N Alabama St.						3 6						276 H Alcorn St.						1 10					
230 H Jackson St.						1 8						276 H Alcorn St.						2 12					
230 H Jackson St.						6 10						224 A Mississippi Val.						2 10					
Non-Div. I Games:		Miles		1 5		Albany St. (GA)		1 11		Berry		8 11		Albany St. (GA)		8 9							
		Millsaps		7 10		Miles		7 9								Alabama A&M							

Average RPI Win: 275		WON-LOST	WINNING	LAST 10	STRENGTH OF		OPP. STRENGTH	TEAM	ADJ		CONF.	ADJ CONF.
Average RPI Loss: 194		RECORD	PCT. RANK	GAMES	SCHEDULE		OF SCHEDULE	RPI	RPI		RPI	RPI
DIV. I ONLY		2-36-0	.05263	289	0-10-0		236	265	284		26	26
DIV. I NON-CONF.		1-21-0	.04545	286	0-2-0		256	273	284		27	27
TOTALS		RPI 1-25	RPI 26-50		W-L RECORDS		RPI 51-100		RPI 101-150		RPI 150+	
2-36-0		0-0-0	0-2-0		OVERALL		0-0-0		0-6-0		2-28-0	
1-11-0		0-0-0	0-0-0		HOME		0-0-0		0-2-0		1-9-0	
1-15-0		0-0-0	0-2-0		AWAY		0-0-0		0-2-0		1-11-0	
0-10-0		0-0-0	0-0-0		NEUTRAL		0-0-0		0-2-0		0-8-0	
1-21-0		0-0-0	0-2-0		NON-CONFERENCE		0-0-0		0-2-0		1-17-0	
0-4-0		0-0-0	0-0-0		HOME		0-0-0		0-0-0		0-4-0	
1-7-0		0-0-0	0-0-		AWAY		0-0-0		0-0-0		1-5-0	
0-10-0		0-0-0	0-0-0		NEUTRAL		0-0-0		0-2-0		0-8-0	
1-15-0		0-0-0	0-0-0		CONFERENCE		0-0-0		0-4-0		1-11-0	
1-7-0		0-0-0	0-0-0		HOME		0-0-0		0-2-0		1-5-0	
0-8-0		0-0-0	0-0-0		AWAY		0-0-0		0-2-0		0-6-0	
0-0-0		0-0-0	0-0-0		NEUTRAL		0-0-0		0-0-0		0-0-0	
RPI S	Opponent	Score	RPI S	Opponent	Score	RPI S	Opponent	Score	RPI S	Opponent	Score	
			40 A	Fordham	0 9				109 N	Butler	0 10	
			40 A	Fordham	0 9				109 N	Butler	0 10	
									122 H	Iona	2 12	
									122 H	Iona	0 13	
									138 A	Fairfield	0 8	
									138 A	Fairfield	0 8	
									167 N	Green Bay	1 4	
									176 N	Colgate	0 11	
									184 A	Niagara	3 18	
									184 A	Niagara	0 18	
									185 N	Akron	1 12	
									196 H	Fairleigh Dickinson	5 10	
									196 H	Fairleigh Dickinson	1 3	
									196 N	Fairleigh Dickinson	4 8	
									199 H	Marist	3 7	
									199 H	Marist	0 8	
									204 H	Siena	3 8	
									204 H	Siena	0 6	
									206 A	Manhattan	13 14	
									206 A	Manhattan	0 9	
									220 A	Canisius	1 9	
									220 A	Canisius	0 9	
									234 H	Army	2 10	
									234 H	Army	0 10	
									234 N	Army	0 8	
									239 A	Columbia	2 3	
									239 A	Columbia	0 8	
LAST 10 GAMES			204 H	Siena	3 8	122 H	Iona	2 12	234 H	Army	2 10	
			204 H	Siena	0 6	138 A	Fairfield	0 8	234 H	Army	0 10	
			206 A	Manhattan	13 14	138 A	Fairfield	0 8	234 N	Army	0 8	
			206 A	Manhattan	0 9	253 A	Wagner	2 10	239 A	Columbia	2 3	
			122 H	Iona	0 13	253 A	Wagner	2 5	239 A	Columbia	0 8	

Non-Div. I Games:

St. Peter's

St. Peter's

Average RPI Win:		274	WON-LOST RECORD		WINNING PCT. RANK		LAST 10 GAMES		STRENGTH OF SCHEDULE		OPP. STRENGTH OF SCHEDULE		TEAM RPI		ADJ RPI		CONF. RPI		ADJ CONF. RPI		
DIV. I ONLY			7-23-0		.23333 264		4-6-0		282		281		281		.32041 282		31		31		
DIV. I NON-CONF.			0-10-0		0 287		0-0-0		158		143		278		.36265 277		30		30		
TOTALS		RPI 1-25		RPI 26-50		W-L RECORDS		RPI 51-100		RPI 101-150		RPI 150+									
7-23-0		0-1-0		0-2-0		OVERALL		0-1-0		0-0-0		7-19-0									
0-6-0		0-0-0		0-0-0		HOME		0-0-0		0-0-0		0-6-0									
4-10-0		0-1-0		0-0-0		AWAY		0-0-0		0-0-0		4-9-0									
3-7-0		0-0-0		0-2-0		NEUTRAL		0-1-0		0-0-0		3-4-0									
0-10-0		0-1-0		0-2-0		NON-CONFERENCE		0-1-0		0-0-0		0-6-0									
0-0-0		0-0-0		0-0-0		HOME		0-0-0		0-0-0		0-0-0									
0-7-0		0-1-0		0-0-		AWAY		0-0-0		0-0-0		0-6-0									
0-3-0		0-0-0		0-2-0		NEUTRAL		0-1-0		0-0-0		0-0-0									
7-13-0		0-0-0		0-0-0		CONFERENCE		0-0-0		0-0-0		7-13-0									
0-6-0		0-0-0		0-0-0		HOME		0-0-0		0-0-0		0-6-0									
4-3-0		0-0-0		0-0-0		AWAY		0-0-0		0-0-0		4-3-0									
3-4-0		0-0-0		0-0-0		NEUTRAL		0-0-0		0-0-0		3-4-0									
RPI	S	Opponent		Score		RPI	S	Opponent		Score		RPI	S	Opponent		Score					
10	A	Oklahoma		0 15		30	N	Indiana		1 4		80	N	Missouri St.		3 4		191	A	Southeastern La. 2 8	
						30	N	Indiana		0 18								191	A	Southeastern La. 0 8	
																		198	A	Central Ark. 0 12	
																		198	A	Central Ark. 1 12	
																		198	A	Central Ark. 0 9	
																		198	A	Central Ark. 2 11	
																		224	N	Mississippi Val. 2 8	
																		230	N	Jackson St. 3 2	
																		230	N	Jackson St. 5 6	
																		230	N	Jackson St. 3 8	
																		243	H	Southern U. 4 12	
																		243	H	Southern U. 7 11	
																		243	H	Southern U. 6 13	
																		272	H	Texas Southern 1 7	
																		272	H	Texas Southern 3 11	
																		272	H	Texas Southern 4 8	
																		272	N	Texas Southern 7 5	
																		276	A	Alcorn St. 3 4	
																		278	N	Alabama St. 10 14	
																		280	N	Alabama A&M 9 0	
																		283	A	Prairie View 6 7	
																		283	A	Prairie View 11 10	
																		283	A	Prairie View 14 2	
																		285	A	Grambling 2 1	
																		285	A	Grambling 0 2	
																		285	A	Grambling 7 4	
																		283	A	Prairie View 14 2	
Non-Div. I Games:		Ouachita Baptist		0 1		Central Baptist		2 10		Ouachita Baptist		3 12		Central Baptist		5 15		Ark.-Pine Bluff			

Average RPI Win: 277		WON-LOST	WINNING	LAST 10	STRENGTH OF		OPP. STRENGTH	TEAM	ADJ	CONF.	ADJ CONF.
Average RPI Loss: 188		RECORD	PCT. RANK	GAMES	SCHEDULE		OF SCHEDULE	RPI	RPI	RPI	RPI
DIV. I ONLY		6-29-0	.17143	276	0-8-0		269	277	282	.31167	283
DIV. I NON-CONF.		1-15-0	.0625	283	0-2-0		89	185	264	.39289	269
TOTALS		RPI 1-25	RPI 26-50		W-L RECORDS		RPI 51-100		RPI 101-150		RPI 150+
6-29-0	0-2-0	0-1-0		OVERALL		0-0-0		0-8-0		6-18-0	
2-10-0	0-0-0	0-0-0		HOME		0-0-0		0-2-0		2-8-0	
1-14-0	0-2-0	0-1-0		AWAY		0-0-0		0-4-0		1-7-0	
3-5-0	0-0-0	0-0-0		NEUTRAL		0-0-0		0-2-0		3-3-0	
1-15-0	0-2-0	0-1-0		NON-CONFERENCE		0-0-0		0-8-0		1-4-0	
0-4-0	0-0-0	0-0-0		HOME		0-0-0		0-2-0		0-2-0	
0-9-0	0-2-0	0-0-		AWAY		0-0-0		0-4-0		0-2-0	
1-2-0	0-0-0	0-0-0		NEUTRAL		0-0-0		0-2-0		1-0-0	
5-14-0	0-0-0	0-0-0		CONFERENCE		0-0-0		0-0-0		5-14-0	
2-6-0	0-0-0	0-0-0		HOME		0-0-0		0-0-0		2-6-0	
1-5-0	0-0-0	0-0-0		AWAY		0-0-0		0-0-0		1-5-0	
2-3-0	0-0-0	0-0-0		NEUTRAL		0-0-0		0-0-0		2-3-0	
RPI S	Opponent	Score		RPI S	Opponent	Score		RPI S	Opponent	Score	
9 A	Baylor	0	8	34 A	La.-Lafayette	0	28	118 N	Arkansas	0	16
9 A	Baylor	1	6					119 A	McNeese St.	0	14
								119 A	McNeese St.	3	13
								121 H	Texas-Arlington	0	27
								121 H	Texas-Arlington	1	9
								148 A	Northwestern St.	0	14
								148 A	Northwestern St.	0	12
								149 N	Sam Houston St.	5	14
								171 A	Houston Baptist	0	5
								171 A	Houston Baptist	0	7
								171 H	Houston Baptist	2	8
								171 H	Houston Baptist	0	4
								224 N	Mississippi Val.	6	13
								230 N	Jackson St.	2	3
								243 H	Southern U.	0	5
								243 H	Southern U.	0	14
								243 H	Southern U.	2	3
								266 N	Rhode Island	7	6
								272 A	Texas Southern	2	7
								272 A	Texas Southern	3	11
								272 A	Texas Southern	0	9
								272 H	Texas Southern	0	9
								272 H	Texas Southern	11	10
								276 N	Alcorn St.	4	8
								278 N	Alabama St.	5	4
								280 N	Alabama A&M	6	3
								282 H	Ark.-Pine Bluff	7	6
								282 H	Ark.-Pine Bluff	7	6
Non-Div. I Games:				Texas Col.				Houston-Victoria			
				12	1	0	3	Houston-Tillotson			
				8	4	11	2	Houston-Victoria			
								Texas Col.			

Non-Div. I Games:	Houston-Victoria	1	5	Texas Col.	7	0
-------------------	------------------	---	---	------------	---	---

RPI	S	Opponent	Score
282	H	Ark.-Pine Bluff	10 11
282	H	Ark.-Pine Bluff	2 14
285	A	Grambling	3 0
285	A	Grambling	7 12
285	A	Grambling	1 9

Prairie View

Average RPI Win: 281		WON-LOST RECORD		WINNING PCT. RANK		LAST 10 GAMES		STRENGTH OF SCHEDULE		OPP. STRENGTH OF SCHEDULE		TEAM RPI		ADJ RPI		CONF. RPI		ADJ CONF. RPI	
DIV. I ONLY		10-17-0		.37037 212		3-5-0		289		289		283		.30258 284		29		29	
DIV. I NON-CONF.		10-17-0		.37037 203		3-5-0		289		289		282		.30258 285		28		29	
TOTALS		RPI 1-25		RPI 26-50		W-L RECORDS		RPI 51-100		RPI 101-150		RPI 150+							
10-17-0		0-0-0		0-0-0		OVERALL		0-2-0		0-0-0		10-15-0							
8-2-0		0-0-0		0-0-0		HOME		0-0-0		0-0-0		8-2-0							
2-11-0		0-0-0		0-0-0		AWAY		0-2-0		0-0-0		2-9-0							
0-4-0		0-0-0		0-0-0		NEUTRAL		0-0-0		0-0-0		0-4-0							
10-17-0		0-0-0		0-0-0		NON-CONFERENCE		0-2-0		0-0-0		10-15-0							
8-2-0		0-0-0		0-0-0		HOME		0-0-0		0-0-0		8-2-0							
2-11-0		0-0-0		0-0-		AWAY		0-2-0		0-0-0		2-9-0							
0-4-0		0-0-0		0-0-0		NEUTRAL		0-0-0		0-0-0		0-4-0							
0-0-0		0-0-0		0-0-0		CONFERENCE		0-0-0		0-0-0		0-0-0							
0-0-0		0-0-0		0-0-0		HOME		0-0-0		0-0-0		0-0-0							
0-0-0		0-0-0		0-0-0		AWAY		0-0-0		0-0-0		0-0-0							
0-0-0		0-0-0		0-0-0		NEUTRAL		0-0-0		0-0-0		0-0-0							
RPI	S	Opponent		Score		RPI	S	Opponent		Score		RPI	S	Opponent		Score			

S
a
v
a
n
n
a
h
S
t
.

Savannah St.				Through Games Of Final			
Non-Div. I Games:	Brewton Parker	1	5	Brewton Parker	1	3	Fort Valley St.
	Paine	12	0				7 4 Findlay
							Savannah St. 2 19

S
a
v
a
n
n
a
h
S
t
.

Average RPI Win: 283		WON-LOST	WINNING	LAST 10	STRENGTH OF		OPP. STRENGTH	TEAM	ADJ	CONF.	ADJ CONF.				
Average RPI Loss: 220		RECORD	PCT. RANK	GAMES	SCHEDULE		OF SCHEDULE	RPI	RPI	RPI	RPI				
DIV. I ONLY		7-26-0	.21212	269	1-9-0		288	283	286	.29006	285	31	31		
DIV. I NON-CONF.		3-10-0	.23077	252	0-2-0		275	268	280	.36039	278	30	30		

TOTALS		RPI 1-25		RPI 26-50		W-L RECORDS		RPI 51-100		RPI 101-150		RPI 150+			
7-26-0		0-0-0		0-1-0		OVERALL		0-0-0		0-5-0		7-20-0			
4-7-0		0-0-0		0-0-0		HOME		0-0-0		0-4-0		4-3-0			
0-9-0		0-0-0		0-0-0		AWAY		0-0-0		0-1-0		0-8-0			
3-10-0		0-0-0		0-1-0		NEUTRAL		0-0-0		0-0-0		3-9-0			
3-10-0		0-0-0		0-1-0		NON-CONFERENCE		0-0-0		0-5-0		3-4-0			
1-4-0		0-0-0		0-0-0		HOME		0-0-0		0-4-0		1-0-0			
0-3-0		0-0-0		0-0-		AWAY		0-0-0		0-1-0		0-2-0			
2-3-0		0-0-0		0-1-0		NEUTRAL		0-0-0		0-0-0		2-2-0			
4-16-0		0-0-0		0-0-0		CONFERENCE		0-0-0		0-0-0		4-16-0			
3-3-0		0-0-0		0-0-0		HOME		0-0-0		0-0-0		3-3-0			
0-6-0		0-0-0		0-0-0		AWAY		0-0-0		0-0-0		0-6-0			
1-7-0		0-0-0		0-0-0		NEUTRAL		0-0-0		0-0-0		1-7-0			
RPI	S	Opponent	Score	RPI	S	Opponent	Score	RPI	S	Opponent	Score	RPI	S	Opponent	Score
				34	N	La.-Lafayette	0 7					116	A	La.-Monroe	0 8
												116	H	La.-Monroe	0 7
												119	H	McNeese St.	0 17
												148	H	Northwestern St.	4 9
												148	H	Northwestern St.	0 9
												171	N	Houston Baptist	1 11
												192	N	Florida A&M	6 9
												224	N	Mississippi Val.	0 6
												224	N	Mississippi Val.	0 5
												230	N	Jackson St.	4 12
												230	N	Jackson St.	1 10
												243	A	Southern U.	2 3
												243	A	Southern U.	0 2
												243	A	Southern U.	2 3
												272	A	Texas Southern	4 6
												272	A	Texas Southern	0 8
												272	A	Texas Southern	4 18
												274	A	Hampton	3 10
												276	N	Alcorn St.	0 1
												277	A	Centenary (LA)	1 7
												277	H	Centenary (LA)	6 0
												278	N	Alabama St.	10 11
												278	N	Alabama St.	5 13
												280	N	Alabama A&M	5 4
												282	H	Ark.-Pine Bluff	1 2
												282	H	Ark.-Pine Bluff	2 0
												282	H	Ark.-Pine Bluff	4 7
Non-Div. I Games:			Texas Col.	15	0	Texas Col.	11	1	Texas Col.	23	0	Texas Col.	19	0	Grambling

RPI	S	Opponent	Score	
283	H	Prairie View	12	7
283	H	Prairie View	0	3
283	H	Prairie View	9	1
287	N	N.C. A&T	7	6
288	N	South Carolina St.	7	4

Grambling

G
r
a
m
b
l
i
n
g

G
r
a
m
b
l
i
n
g

Average RPI Win:		283	WON-LOST		WINNING		LAST 10		STRENGTH OF		OPP. STRENGTH		TEAM		ADJ		CONF.		ADJ CONF.		
Average RPI Loss:		209	RECORD		PCT. RANK		GAMES		SCHEDULE		OF SCHEDULE		RPI		RPI		RPI		RPI		
DIV. I ONLY			5-35-0		.125	285	1-9-0		278		284		285		.28604		286	29		29	
DIV. I NON-CONF.			5-35-0		.125	275	1-9-0		276		285		286		.28604		287	28		29	
TOTALS		RPI 1-25		RPI 26-50			W-L RECORDS			RPI 51-100			RPI 101-150			RPI 150+					
5-35-0		0-0-0		0-0-0			OVERALL			0-2-0			0-5-0			5-28-0					
4-13-0		0-0-0		0-0-0			HOME			0-0-0			0-0-0			4-13-0					
1-19-0		0-0-0		0-0-0			AWAY			0-2-0			0-5-0			1-12-0					
0-3-0		0-0-0		0-0-0			NEUTRAL			0-0-0			0-0-0			0-3-0					
5-35-0		0-0-0		0-0-0			NON-CONFERENCE			0-2-0			0-5-0			5-28-0					
4-13-0		0-0-0		0-0-0			HOME			0-0-0			0-0-0			4-13-0					
1-19-0		0-0-0		0-0-			AWAY			0-2-0			0-5-0			1-12-0					
0-3-0		0-0-0		0-0-0			NEUTRAL			0-0-0			0-0-0			0-3-0					
0-0-0		0-0-0		0-0-0			CONFERENCE			0-0-0			0-0-0			0-0-0					
0-0-0		0-0-0		0-0-0			HOME			0-0-0			0-0-0			0-0-0					
0-0-0		0-0-0		0-0-0			AWAY			0-0-0			0-0-0			0-0-0					
0-0-0		0-0-0		0-0-0			NEUTRAL			0-0-0			0-0-0			0-0-0					
RPI	S	Opponent		Score		RPI	S	Opponent		Score		RPI	S	Opponent		Score					
								95	A	S.C. Upstate	1	13	112	A	Campbell	0	10				
								95	A	S.C. Upstate	0	8	112	A	Campbell	3	11				
													112	A	Campbell	3	8				
													140	A	Elon	0	8				
													140	A	Elon	0	20				
													159	A	Bethune-Cookman	1	2				
													159	A	Bethune-Cookman	1	10				
													159	A	Bethune-Cookman	2	10				
													192	H	Florida A&M	1	11				
													192	H	Florida A&M	1	10				
													192	H	Florida A&M	1	21				
													195	A	Delaware St.	0	14				
													195	A	Delaware St.	3	15				
													195	H	Delaware St.	8	16				
													195	H	Delaware St.	2	10				
													204	H	Siena	1	5				
													223	A	Furman	0	8				
													223	A	Furman	0	8				
													232	A	Youngstown St.	1	3				
													246	N	Mt. St. Mary's	4	8				
													257	H	UNC Wilmington	0	5				
						LAST 10 GAMES							263	H	Western Caro.	2	11				
				264	H	Norfolk St.	1	7	288	A	South Carolina St.	5	4	264	A	Norfolk St.	6	20			
				264	H	Norfolk St.	2	8	112	A	Campbell	0	10	264	A	Norfolk St.	5	11			
				264	H	Norfolk St.	3	8	159	A	Bethune-Cookman	1	2	264	H	Norfolk St.	2	8			
				288	A	South Carolina St.	1	5	159	A	Bethune-Cookman	1	10	264	H	Norfolk St.	1	7			
				288	A	South Carolina St.	2	3	159	A	Bethune-Cookman	2	10	264	H	Norfolk St.	3	8			
Non-Div. I Games:		Winston-Salem		1	9	Winston-Salem		0	4	St. Paul's		9	0	Winston-Salem		3	2	N.C. Central			

N.C. Central

Average RPI Win:	276	WON-LOST	WINNING	LAST 10	STRENGTH OF	OPP. STRENGTH	TEAM	ADJ	CONF.	ADJ CONF.			
Average RPI Loss:	222	RECORD	PCT. RANK	GAMES	SCHEDULE	OF SCHEDULE	RPI	RPI	RPI	RPI			
DIV. I ONLY		7-35-0	.16667	278	1-9-0	287	286	287	.27034	287	30	30	
DIV. I NON-CONF.		5-23-0	.17857	267	1-3-0	283	286	287	.29093	286	31	31	
<hr/>													
TOTALS	RPI 1-25	RPI 26-50		W-L RECORDS		RPI 51-100		RPI 101-150		RPI 150+			
7-35-0	0-0-0	0-0-0		OVERALL		0-3-0		0-0-0		7-32-0			
5-13-0	0-0-0	0-0-0		HOME		0-0-0		0-0-0		5-13-0			
0-16-0	0-0-0	0-0-0		AWAY		0-2-0		0-0-0		0-14-0			
2-6-0	0-0-0	0-0-0		NEUTRAL		0-1-0		0-0-0		2-5-0			
5-23-0	0-0-0	0-0-0		NON-CONFERENCE		0-3-0		0-0-0		5-20-0			
4-8-0	0-0-0	0-0-0		HOME		0-0-0		0-0-0		4-8-0			
0-10-0	0-0-0	0-0-		AWAY		0-2-0		0-0-0		0-8-0			
1-5-0	0-0-0	0-0-0		NEUTRAL		0-1-0		0-0-0		1-4-0			
2-12-0	0-0-0	0-0-0		CONFERENCE		0-0-0		0-0-0		2-12-0			
1-5-0	0-0-0	0-0-0		HOME		0-0-0		0-0-0		1-5-0			
0-6-0	0-0-0	0-0-0		AWAY		0-0-0		0-0-0		0-6-0			
1-1-0	0-0-0	0-0-0		NEUTRAL		0-0-0		0-0-0		1-1-0			
<hr/>													
RPI	S	Opponent	Score	RPI	S	Opponent	Score	RPI	S	Opponent	Score		
				59	N	Pittsburgh	0	15	156	H	IPFW	0	8
				95	A	S.C. Upstate	0	7	159	H	Bethune-Cookman	0	7
				95	A	S.C. Upstate	1	9	159	H	Bethune-Cookman	1	20
									159	H	Bethune-Cookman	7	9
									160	H	UNC Greensboro	3	11
									160	H	UNC Greensboro	3	11
									192	A	Florida A&M	0	8
									192	A	Florida A&M	0	5
									192	A	Florida A&M	4	12
									213	H	Presbyterian	0	10
									224	N	Mississippi Val.	3	13
									225	A	East Tenn. St.	1	9
									225	A	East Tenn. St.	2	16
									227	H	Gardner-Webb	1	11
									227	H	Gardner-Webb	5	9
									242	N	St. Bonaventure	1	9
									252	N	Tennessee St.	0	8
									257	H	UNC Wilmington	6	5
									257	H	UNC Wilmington	2	6
									263	A	Western Caro.	7	8
					263	A	Western Caro.	3	13				
				263	H	Western Caro.	7	5					
				264	A	Norfolk St.	0	1					
				264	A	Norfolk St.	1	12					
				264	A	Norfolk St.	0	9					
				271	H	Rider	3	0					
				284	A	Savannah St.	2	3					
LAST 10 GAMES													
159 H Bethune-Cookman				0	7	264 A Norfolk St.				0	1		
159 H Bethune-Cookman				1	20	160 H UNC Greensboro				3	11		
159 H Bethune-Cookman				7	9	160 H UNC Greensboro				3	11		
264 A Norfolk St.				0	9	284 H Savannah St.				14	16		
264 A Norfolk St.				1	12	284 H Savannah St.				11	2		

Non-Div. I Games:

N.C. A&T

RPI	S	Opponent	Score
284	A	Savannah St.	7 8
284	H	Savannah St.	14 16
284	H	Savannah St.	11 2
284	N	Savannah St.	6 5
285	N	Grambling	6 7
286	A	N.C. Central	3 6
286	A	N.C. Central	11 12
288	H	South Carolina St.	6 5
288	H	South Carolina St.	2 5
288	H	South Carolina St.	0 3
288	N	South Carolina St.	9 3
289	N	Md.-East. Shore	4 5

N.C. A&T

Average RPI Win: 284		WON-LOST	WINNING	LAST 10	STRENGTH OF		OPP. STRENGTH	TEAM	ADJ	CONF.	ADJ CONF.		
Average RPI Loss: 223		RECORD	PCT. RANK	GAMES	SCHEDULE		OF SCHEDULE	RPI	RPI	RPI	RPI		
DIV. I ONLY		8-42-0	.16	280	2-8-0		285	287	288	.25526	288		
DIV. I NON-CONF.		3-27-0	.1	280	2-3-0		286	287	289	.25319	289		
TOTALS		RPI 1-25	RPI 26-50		W-L RECORDS		RPI 51-100		RPI 101-150		RPI 150+		
8-42-0		0-0-0	0-0-0		OVERALL		0-1-0		0-4-0		8-37-0		
5-15-0		0-0-0	0-0-0		HOME		0-0-0		0-2-0		5-13-0		
3-14-0		0-0-0	0-0-0		AWAY		0-0-0		0-2-0		3-12-0		
0-13-0		0-0-0	0-0-0		NEUTRAL		0-1-0		0-0-0		0-12-0		
3-27-0		0-0-0	0-0-0		NON-CONFERENCE		0-1-0		0-4-0		3-22-0		
3-10-0		0-0-0	0-0-0		HOME		0-0-0		0-2-0		3-8-0		
0-8-0		0-0-0	0-0-		AWAY		0-0-0		0-2-0		0-6-0		
0-9-0		0-0-0	0-0-0		NEUTRAL		0-1-0		0-0-0		0-8-0		
5-15-0		0-0-0	0-0-0		CONFERENCE		0-0-0		0-0-0		5-15-0		
2-5-0		0-0-0	0-0-0		HOME		0-0-0		0-0-0		2-5-0		
3-6-0		0-0-0	0-0-0		AWAY		0-0-0		0-0-0		3-6-0		
0-4-0		0-0-0	0-0-0		NEUTRAL		0-0-0		0-0-0		0-4-0		
RPI S	Opponent	Score	RPI S	Opponent	Score	RPI S	Opponent	Score	RPI S	Opponent	Score		
						59 N	Pittsburgh	0 10	113 A	Col. of Charleston	0 15		
									113 A	Col. of Charleston	0 8		
									113 H	Col. of Charleston	0 12		
									113 H	Col. of Charleston	1 4		
									159 H	Bethune-Cookman	1 10		
									159 H	Bethune-Cookman	1 9		
									159 H	Bethune-Cookman	0 10		
									192 A	Florida A&M	0 14		
									192 A	Florida A&M	7 10		
									192 A	Florida A&M	0 8		
									195 N	Delaware St.	1 12		
									195 N	Delaware St.	4 10		
									204 N	Siena	4 13		
									224 N	Mississippi Val.	1 10		
									225 A	East Tenn. St.	0 5		
									226 N	Howard	4 12		
									227 A	Gardner-Webb	2 5		
									227 A	Gardner-Webb	3 5		
									232 H	Youngstown St.	4 5		
									232 H	Youngstown St.	0 9		
									232 N	Youngstown St.	1 9		
									242 N	St. Bonaventure	1 9		
									242 N	St. Bonaventure	2 6		
									252 N	Tennessee St.	1 10		
									255 H	Oakland	0 9		
									255 H	Oakland	3 11		
									263 H	Western Caro.	1 10		
Non-Div. I Games:		Lander	5	6	Clafin	4	0	Clafin	3	1	Lander	3	5
												South Carolina St.	

South Carolina St.

Average RPI Win:	272		WON-LOST RECORD		WINNING PCT. RANK		LAST 10 GAMES		STRENGTH OF SCHEDULE		OPP. STRENGTH OF SCHEDULE		TEAM RPI		ADJ RPI		CONF. RPI		ADJ CONF. RPI
DIV. I ONLY			5-38-0		.11628 286		1-9-0		284		288		289		.24875 289		30		30
DIV. I NON-CONF.			2-17-0		.10526 278		0-0-0		285		288		288		.27508 288		31		31
<hr/>																			
TOTALS		RPI 1-25		RPI 26-50		W-L RECORDS		RPI 51-100		RPI 101-150		RPI 150+							
5-38-0		0-0-0		0-0-0		OVERALL		0-0-0		0-0-0		5-38-0							
1-10-0		0-0-0		0-0-0		HOME		0-0-0		0-0-0		1-10-0							
1-19-0		0-0-0		0-0-0		AWAY		0-0-0		0-0-0		1-19-0							
3-9-0		0-0-0		0-0-0		NEUTRAL		0-0-0		0-0-0		3-9-0							
2-17-0		0-0-0		0-0-0		NON-CONFERENCE		0-0-0		0-0-0		2-17-0							
0-3-0		0-0-0		0-0-0		HOME		0-0-0		0-0-0		0-3-0							
0-5-0		0-0-0		0-0-		AWAY		0-0-0		0-0-0		0-5-0							
2-9-0		0-0-0		0-0-0		NEUTRAL		0-0-0		0-0-0		2-9-0							
3-21-0		0-0-0		0-0-0		CONFERENCE		0-0-0		0-0-0		3-21-0							
1-7-0		0-0-0		0-0-0		HOME		0-0-0		0-0-0		1-7-0							
1-14-0		0-0-0		0-0-0		AWAY		0-0-0		0-0-0		1-14-0							
1-0-0		0-0-0		0-0-0		NEUTRAL		0-0-0		0-0-0		1-0-0							
RPI	S	Opponent	Score	RPI	S	Opponent	Score	RPI	S	Opponent	Score	RPI	S	Opponent	Score				
												169	N	Rutgers	3	13			
												173	N	Central Conn. St.	3	4			
												195	A	Delaware St.	0	8			
												195	H	Delaware St.	3	13			
												195	H	Delaware St.	0	10			
												195	H	Delaware St.	1	12			
												196	H	Fairleigh Dickinson	2	11			
												199	H	Marist	4	12			
												199	H	Marist	4	8			
												199	N	Marist	3	11			
												199	N	Marist	2	4			
												218	N	Delaware	2	13			
												226	A	Howard	9	8			
												226	A	Howard	5	15			
												226	A	Howard	1	9			
												241	A	Coppin St.	0	6			
												241	A	Coppin St.	3	8			
												241	A	Coppin St.	0	14			
												246	N	Mt. St. Mary's	8	9			
												261	N	St. Francis (PA)	0	5			
												263	N	Western Caro.	7	15			
												263	N	Western Caro.	0	16			
												226	A	Howard	5	15			
												226	A	Howard	1	9			
												241	A	Coppin St.	0	6			
												241	A	Coppin St.	3	8			
												241	A	Coppin St.	0	14			
												246	N	Mt. St. Mary's	8	9			
												261	N	St. Francis (PA)	0	5			
												263	N	Western Caro.	7	15			
												263	N	Western Caro.	0	16			
												226	A	Howard	5	15			
												226	A	Howard	1	9			
												241	A	Coppin St.	0	6			
												241	A	Coppin St.	3	8			
												241	A	Coppin St.	0	14			
												246	N	Mt. St. Mary's	8	9			
												261	N	St. Francis (PA)	0	5			
												263	N	Western Caro.	7	15			
												263	N	Western Caro.	0	16			
												226	A	Howard	5	15			
												226	A	Howard	1	9			
												241	A	Coppin St.	0	6			
												241	A	Coppin St.	3	8			
												241	A	Coppin St.	0	14			
												246	N	Mt. St. Mary's	8	9			
												261	N	St. Francis (PA)	0	5			
												263	N	Western Caro.	7	15			
												263	N	Western Caro.	0	16			
												226	A	Howard	5	15			
												226	A	Howard	1	9			
												241	A	Coppin St.	0	6			
												241	A	Coppin St.	3	8			
												241	A	Coppin St.	0	14			
												246	N	Mt. St. Mary's	8	9			
												261	N	St. Francis (PA)	0	5			
												263	N	Western Caro.	7	15			
												263	N	Western Caro.	0	16			
												226	A	Howard	5	15			
												226	A	Howard	1	9			
												241	A	Coppin St.	0	6			
												241	A	Coppin St.	3	8			
												241	A	Coppin St.	0	14			
												246	N	Mt. St. Mary's	8	9			
												261	N	St. Francis (PA)	0	5			
												263	N	Western Caro.	7	15			
												263	N	Western Caro.	0	16			
												226	A	Howard	5	15			
												226	A	Howard	1	9			
												241	A	Coppin St.	0	6			
												241	A	Coppin St.	3	8			
												241	A	Coppin St.	0	14			
												246	N	Mt. St. Mary's	8	9			
												261	N	St. Francis (PA)	0	5			
												263	N	Western Caro.	7	15			
												263	N	Western Caro.	0	16			
												226	A	Howard	5	15			
												226	A	Howard	1	9			
												241	A	Coppin St.	0	6			
												241	A	Coppin St.	3	8			
												241	A	Coppin St.	0	14			
												246	N	Mt. St. Mary's	8	9			
												261	N	St. Francis (PA)	0	5			
												263	N	Western Caro.	7	15			
												263	N	Western Caro.	0	16			
												226	A	Howard	5	15			
												226	A	Howard	1	9			
												241	A	Coppin St.	0	6			
												241	A	Coppin St.	3	8			
												241	A	Coppin St.	0	14			
												246	N	Mt. St. Mary's	8	9			
												261	N	St. Francis (PA)	0	5			
												263	N	Western Caro.	7	15			
												263	N	Western Caro.	0	16			
												226	A	Howard	5	15			
												226	A	Howard	1	9			
												241	A	Coppin St.	0	6			
												241	A	Coppin St.	3	8			
												241	A	Coppin St.	0	14			
												246	N	Mt. St. Mary's	8	9			
												261	N	St. Francis (PA)	0	5			
												263	N	Western Caro.	7	15			
												263	N	Western Caro.	0	16			
												226	A	Howard	5	15			
												226	A	Howard	1	9			
												241	A	Coppin St.	0	6			
												241	A	Coppin St.	3	8			
												241	A	Coppin St.	0	14			
												246	N	Mt. St. Mary's	8	9			
												261	N	St. Francis (PA)	0	5			
												263	N	Western Caro.	7	15			
												263	N	Western Caro.	0	16			
												226	A	Howard	5	15			
												226	A	Howard	1	9			
												241	A	Coppin St.	0	6			
												241	A	Coppin St.	3	8			
												241	A	Coppin St.	0	14			
												246	N	Mt. St. Mary's	8	9			
												261	N	St. Francis (PA)	0	5			
												263	N	Western Caro.	7	15			
												263	N	Western Caro.	0	16			
												226	A	Howard	5	15			
												226	A	Howard	1	9			
												241	A	Coppin St.	0	6			

Md.-East. Shore