

Average RPI Win:		50	WON-LOST RECORD		WINNING PCT. RANK	LAST 10 GAMES	STRENGTH OF SCHEDULE		OPP. STRENGTH OF SCHEDULE	TEAM RPI	ADJ RPI	CONF. RPI	ADJ CONF. RPI				
DIV. I ONLY			48-9-0		.84211	6	10-0-0		1	1	1	.74279	1	2	2		
DIV. I NON-CONF.			22-5-0		.81481	17	1-0-0		1	2	1	.71381	2	2	2		
TOTALS		RPI 1-25		RPI 26-50		W-L RECORDS		RPI 51-100		RPI 101-150		RPI 150+					
48-9-0		14-7-0		18-2-0		OVERALL		11-0-0		3-0-0		2-0-0					
22-6-0		9-6-0		2-0-0		HOME		8-0-0		3-0-0		0-0-0					
16-2-0		2-1-0		12-1-0		AWAY		1-0-0		0-0-0		1-0-0					
10-1-0		3-0-0		4-1-0		NEUTRAL		2-0-0		0-0-0		1-0-0					
22-5-0		5-4-0		7-1-0		NON-CONFERENCE		8-0-0		0-0-0		2-0-0					
11-4-0		4-4-0		2-0-0		HOME		5-0-0		0-0-0		0-0-0					
3-0-0		0-0-0		1-0-		AWAY		1-0-0		0-0-0		1-0-0					
8-1-0		1-0-0		4-1-0		NEUTRAL		2-0-0		0-0-0		1-0-0					
26-4-0		9-3-0		11-1-0		CONFERENCE		3-0-0		3-0-0		0-0-0					
11-2-0		5-2-0		0-0-0		HOME		3-0-0		3-0-0		0-0-0					
13-2-0		2-1-0		11-1-0		AWAY		0-0-0		0-0-0		0-0-0					
2-0-0		2-0-0		0-0-0		NEUTRAL		0-0-0		0-0-0		0-0-0					
RPI	S	Opponent		Score		RPI	S	Opponent		Score		RPI	S	Opponent		Score	
3	H	Michigan		2	4	27	N	Ohio St.		5	3	52	H	Northwestern		12	1
3	H	Michigan		2	5	27	N	Ohio St.		5	4	52	H	Northwestern		11	1
3	N	Michigan		10	6	27	N	Ohio St.		7	1	54	N	Nebraska		11	3
4	H	Georgia Tech		13	1	34	N	UCF		2	3	65	H	Mississippi		3	1
6	H	Florida		9	11	36	A	Auburn		5	1	65	H	Mississippi		8	3
6	H	Florida		10	4	36	A	Auburn		10	2	65	H	Mississippi		14	0
6	H	Florida		5	7	36	A	Auburn		9	1	74	N	Iowa		5	4
8	H	LSU		3	1	37	A	Kentucky		4	5	77	A	Stetson		1	0
8	H	LSU		4	3	37	A	Kentucky		7	2	78	H	Liberty		10	7
8	N	LSU		5	4	39	A	UAB		7	3	81	H	Troy		12	2
9	H	Missouri		9	0	39	H	UAB		6	2	98	H	South Ala.		6	3
9	H	Missouri		0	9	45	N	Maryland		4	1						
9	H	Missouri		1	2	46	H	FIU		2	1						
12	A	Georgia		8	5	47	A	Arkansas		9	0						
12	A	Georgia		0	3	47	A	Arkansas		16	8						
12	A	Georgia		13	4	47	A	Arkansas		6	1						
17	H	Tennessee		4	2	47	A	Arkansas		8	6						
17	H	Tennessee		7	6	48	A	Mississippi St.		8	2						
17	N	Tennessee		4	3	48	A	Mississippi St.		6	1						
23	H	DePaul		8	0	48	A	Mississippi St.		10	1						
23	H	DePaul		6	4			LAST 10 GAMES									
						8	N	LSU		5	4	48	A	Mississippi St.		10	1
						17	N	Tennessee		4	3	17	H	Tennessee		7	6
						47	A	Arkansas		9	0	17	H	Tennessee		4	2
						48	A	Mississippi St.		6	1	4	H	Georgia Tech		13	1
						48	A	Mississippi St.		8	2	47	A	Arkansas		8	6

Non-Div. I Games:

Alabama

Average RPI Win: 79		WON-LOST RECORD		WINNING PCT. RANK		LAST 10 GAMES		STRENGTH OF SCHEDULE		OPP. STRENGTH OF SCHEDULE		TEAM RPI		ADJ RPI		CONF. RPI		ADJ CONF. RPI					
DIV. I ONLY		45-6-0		.88235		2		3		18		2		.72572		2		1					
DIV. I NON-CONF.		28-2-0		.93333		1		36		75		4		.66627		4		1					
TOTALS		RPI 1-25		RPI 26-50		W-L RECORDS		RPI 51-100		RPI 101-150		RPI 150+											
45-6-0		18-5-0		7-0-0		OVERALL		5-0-0		5-0-0		10-1-0											
16-1-0		8-1-0		0-0-0		HOME		3-0-0		2-0-0		3-0-0											
11-3-0		8-3-0		1-0-0		AWAY		0-0-0		0-0-0		2-0-0											
18-2-0		2-1-0		6-0-0		NEUTRAL		2-0-0		3-0-0		5-1-0											
28-2-0		4-1-0		7-0-0		NON-CONFERENCE		2-0-0		5-0-0		10-1-0											
5-0-0		0-0-0		0-0-0		HOME		0-0-0		2-0-0		3-0-0											
5-0-0		2-0-0		1-0-		AWAY		0-0-0		0-0-0		2-0-0											
18-2-0		2-1-0		6-0-0		NEUTRAL		2-0-0		3-0-0		5-1-0											
17-4-0		14-4-0		0-0-0		CONFERENCE		3-0-0		0-0-0		0-0-0											
11-1-0		8-1-0		0-0-0		HOME		3-0-0		0-0-0		0-0-0											
6-3-0		6-3-0		0-0-0		AWAY		0-0-0		0-0-0		0-0-0											
0-0-0		0-0-0		0-0-0		NEUTRAL		0-0-0		0-0-0		0-0-0											
RPI	S	Opponent		Score		RPI	S	Opponent		Score		RPI	S	Opponent		Score							
5	H	UCLA		7 2		26	A	San Diego St.		5 0		58	H	Oregon St.		13 1		118	N	UC Davis	9 1		
5	H	UCLA		0 1		29	N	La.-Lafayette		8 0		58	H	Oregon St.		9 0		120	N	Utah	8 0		
5	H	UCLA		3 1		33	N	BYU		8 0		58	H	Oregon St.		1 0		135	H	Miami (OH)	6 3		
7	N	Oklahoma		7 4		35	N	East Carolina		6 0		76	N	Purdue		12 4		135	H	Miami (OH)	3 0		
10	H	Arizona		9 3		36	N	Auburn		5 0		86	N	Cal St. Northridge		10 5		139	N	Nevada	8 0		
10	H	Arizona		7 0		38	N	Notre Dame		5 0								161	A	Portland St.	7 0		
10	H	Arizona		2 1		41	N	Fresno St.		10 2								161	A	Portland St.	3 2		
13	A	California		1 9														161	H	Portland St.	5 0		
13	A	California		1 0														163	N	Ohio	4 3		
13	A	California		4 0														177	N	Utah St.	4 7		
14	A	Hawaii		1 0														188	N	New Mexico	10 1		
14	A	Hawaii		8 4														212	N	UC Santa Barbara	9 1		
15	A	Arizona St.		9 0														256	H	Seattle	8 3		
15	A	Arizona St.		3 4														256	H	Seattle	5 1		
15	A	Arizona St.		5 4														256	N	Seattle	12 0		
18	N	Oklahoma St.		9 4														256	N	Seattle	11 2		
19	H	Stanford		8 0																			
19	H	Stanford		2 1																			
19	H	Stanford		1 0																			
23	N	DePaul		3 5																			
25	A	Oregon		0 4																			
25	A	Oregon		9 2																			
25	A	Oregon		1 0																			
						LAST 10 GAMES																	
						15	A	Arizona St.		9 0		19	H	Stanford		8 0							
						15	A	Arizona St.		5 4		58	H	Oregon St.		1 0							
						15	A	Arizona St.		3 4		58	H	Oregon St.		9 0							
						19	H	Stanford		1 0		58	H	Oregon St.		13 1							
						19	H	Stanford		2 1		13	A	California		4 0							

Non-Div. I Games:

Washington

Average RPI Win:	79	WON-LOST RECORD		WINNING PCT. RANK		LAST 10 GAMES		STRENGTH OF SCHEDULE		OPP. STRENGTH OF SCHEDULE		TEAM RPI		ADJ RPI		CONF. RPI		ADJ CONF. RPI									
DIV. I ONLY		46-6-0		.88462	1	9-1-0		18		13		3		.7071	3	6		6									
DIV. I NON-CONF.		28-5-0		.84848	13	4-0-0		2		1		2		.72256	1	6		5									
<hr/>																											
TOTALS		RPI 1-25		RPI 26-50		W-L RECORDS		RPI 51-100		RPI 101-150		RPI 150+															
46-6-0		9-4-0		11-2-0		OVERALL		11-0-0		6-0-0		9-0-0															
14-0-0		1-0-0		2-0-0		HOME		4-0-0		2-0-0		5-0-0															
16-1-0		3-0-0		4-1-0		AWAY		4-0-0		1-0-0		4-0-0															
16-5-0		5-4-0		5-1-0		NEUTRAL		3-0-0		3-0-0		0-0-0															
28-5-0		8-4-0		10-1-0		NON-CONFERENCE		3-0-0		4-0-0		3-0-0															
6-0-0		0-0-0		2-0-0		HOME		0-0-0		1-0-0		3-0-0															
6-0-0		3-0-0		3-0-		AWAY		0-0-0		0-0-0		0-0-0															
16-5-0		5-4-0		5-1-0		NEUTRAL		3-0-0		3-0-0		0-0-0															
18-1-0		1-0-0		1-1-0		CONFERENCE		8-0-0		2-0-0		6-0-0															
8-0-0		1-0-0		0-0-0		HOME		4-0-0		1-0-0		2-0-0															
10-1-0		0-0-0		1-1-0		AWAY		4-0-0		1-0-0		4-0-0															
0-0-0		0-0-0		0-0-0		NEUTRAL		0-0-0		0-0-0		0-0-0															
RPI	S	Opponent		Score		RPI	S	Opponent		Score		RPI	S	Opponent		Score		RPI	S	Opponent		Score					
1	A	Alabama		4	2	27	A	Ohio St.		4	3	51	N	Southern Ill.		10	2	106	N	South Carolina		1	0				
1	A	Alabama		5	2	27	A	Ohio St.		3	5	52	H	Northwestern		11	7	106	N	South Carolina		8	0				
1	N	Alabama		6	10	29	N	La.-Lafayette		6	0	52	H	Northwestern		15	0	119	H	Central Mich.		8	0				
5	N	UCLA		4	2	30	N	Hofstra		4	3	53	N	UNLV		14	13	120	N	Utah		15	1				
8	A	LSU		2	0	30	N	Hofstra		3	1	68	N	Chattanooga		12	1	146	A	Michigan St.		4	1				
9	N	Missouri		1	2	31	A	Louisville		9	5	72	H	Penn St.		8	0	146	H	Michigan St.		10	0				
10	N	Arizona		1	0	31	A	Louisville		7	3	72	H	Penn St.		8	0	168	H	Wisconsin		15	0				
11	N	Texas		2	5	32	N	Virginia		1	2	74	A	Iowa		8	2	168	H	Wisconsin		8	0				
12	N	Georgia		4	6	32	N	Virginia		13	0	74	A	Iowa		6	0	193	A	Indiana		14	1				
18	N	Oklahoma St.		8	1	37	H	Kentucky		8	4	76	A	Purdue		5	1	193	A	Indiana		8	2				
18	N	Oklahoma St.		7	0	37	H	Kentucky		5	4	76	A	Purdue		12	3	195	H	Bowling Green		10	2				
20	H	Illinois		7	1	45	N	Maryland		9	0							196	A	Minnesota		9	0				
23	N	DePaul		3	1	48	A	Mississippi St.		3	0							196	A	Minnesota		10	0				
						LAST 10 GAMES																					
						74 A Iowa						6	0	201 H Western Mich.						9	1						
						74 A Iowa						8	2	37 H Kentucky						8	4						
						146 A Michigan St.						4	1	37 H Kentucky						5	4						
						146 H Michigan St.						10	0	27 A Ohio St.						4	3						
						199 H Eastern Mich.						11	1	27 A Ohio St.						3	5						

Non-Div. I Games:

Michigan

Average RPI Win: 70		WON-LOST	WINNING	LAST 10	STRENGTH OF		OPP. STRENGTH	TEAM	ADJ	CONF.	ADJ CONF.
Average RPI Loss: 24		RECORD	PCT. RANK	GAMES	SCHEDULE		OF SCHEDULE	RPI	RPI	RPI	RPI
DIV. I ONLY		49-9-0	.84483	4	8-2-0		12	14	4	.68979	4
DIV. I NON-CONF.		27-7-0	.79412	27	0-1-0		7	8	5	.65976	5
TOTALS		RPI 1-25	RPI 26-50		W-L RECORDS		RPI 51-100		RPI 101-150		RPI 150+
49-9-0		9-6-0	13-2-0		OVERALL		15-1-0		10-0-0		2-0-0
18-2-0		0-1-0	6-1-0		HOME		7-0-0		5-0-0		0-0-0
11-5-0		5-4-0	1-1-0		AWAY		5-0-0		0-0-0		0-0-0
20-2-0		4-1-0	6-0-0		NEUTRAL		3-1-0		5-0-0		2-0-0
27-7-0		3-4-0	7-2-0		NON-CONFERENCE		9-1-0		6-0-0		2-0-0
6-2-0		0-1-0	0-1-0		HOME		4-0-0		2-0-0		0-0-0
4-3-0		1-2-0	1-0-		AWAY		2-0-0		0-0-0		0-0-0
17-2-0		2-1-0	6-0-0		NEUTRAL		3-1-0		4-0-0		2-0-0
22-2-0		6-2-0	6-0-0		CONFERENCE		6-0-0		4-0-0		0-0-0
12-0-0		0-0-0	6-0-0		HOME		3-0-0		3-0-0		0-0-0
7-2-0		4-2-0	0-0-0		AWAY		3-0-0		0-0-0		0-0-0
3-0-0		2-0-0	0-0-0		NEUTRAL		0-0-0		1-0-0		0-0-0
RPI S	Opponent	Score		RPI S	Opponent	Score		RPI S	Opponent	Score	
1 A	Alabama	1	13	28 H	Fordham	1	2	52 N	Northwestern	9	6
6 N	Florida	3	0	29 N	La.-Lafayette	7	1	54 N	Nebraska	0	2
12 A	Georgia	3	6	32 H	Virginia	5	3	60 A	North Carolina St.	9	2
12 H	Georgia	4	5	32 H	Virginia	8	0	60 A	North Carolina St.	11	4
13 N	California	1	4	32 H	Virginia	5	2	60 A	North Carolina St.	8	1
14 N	Hawaii	11	2	33 N	BYU	10	9	65 N	Mississippi	1	0
16 A	Texas A&M	4	0	34 N	UCF	1	0	66 A	Georgia St.	7	3
21 A	Florida St.	2	6	35 N	East Carolina	3	0	66 H	Georgia St.	7	1
21 A	Florida St.	5	2	37 N	Kentucky	6	3	69 H	Virginia Tech	9	1
21 A	Florida St.	14	1	45 H	Maryland	9	8	69 H	Virginia Tech	3	1
21 N	Florida St.	8	4	45 H	Maryland	3	1	69 H	Virginia Tech	15	1
24 A	North Carolina	5	0	45 H	Maryland	1	0	74 N	Iowa	9	8
24 A	North Carolina	16	1	47 N	Arkansas	11	2	95 A	Kennesaw St.	7	3
24 A	North Carolina	3	8	49 A	Houston	7	1	95 H	Kennesaw St.	8	3
24 N	North Carolina	8	0	49 A	Houston	1	2	97 H	Ga. Southern	5	4
								97 H	Ga. Southern	14	2
LAST 10 GAMES											
	21 N	Florida St.	8	4		60 A	North Carolina St.	11	4		
	24 N	North Carolina	8	0		1 A	Alabama	1	13		
	133 N	Boston College	8	0		21 A	Florida St.	5	2		
	60 A	North Carolina St.	8	1		21 A	Florida St.	2	6		
	60 A	North Carolina St.	9	2		21 A	Florida St.	14	1		

Non-Div. I Games:

Georgia Tech

Average RPI Win:		75	WON-LOST RECORD		WINNING PCT. RANK		LAST 10 GAMES		STRENGTH OF SCHEDULE		OPP. STRENGTH OF SCHEDULE		TEAM RPI		ADJ RPI		CONF. RPI		ADJ CONF. RPI				
Average RPI Loss:		32																					
DIV. I ONLY			40-11-0		.78431 18		8-2-0		4		12		5		.68651 5		1		1				
DIV. I NON-CONF.			26-4-0		.86667 10		0-0-0		47		45		10		.64228 11		1		1				
TOTALS			RPI 1-25		RPI 26-50		W-L RECORDS		RPI 51-100		RPI 101-150		RPI 150+										
40-11-0			15-8-0		1-1-0		OVERALL		11-1-0		7-0-0		6-1-0										
15-4-0			6-4-0		0-0-0		HOME		4-0-0		3-0-0		2-0-0										
17-4-0			6-3-0		0-0-0		AWAY		3-0-0		4-0-0		4-1-0										
8-3-0			3-1-0		1-1-0		NEUTRAL		4-1-0		0-0-0		0-0-0										
26-4-0			4-1-0		1-1-0		NON-CONFERENCE		8-1-0		7-0-0		6-1-0										
10-0-0			1-0-0		0-0-0		HOME		4-0-0		3-0-0		2-0-0										
8-1-0			0-0-0		0-0-		AWAY		0-0-0		4-0-0		4-1-0										
8-3-0			3-1-0		1-1-0		NEUTRAL		4-1-0		0-0-0		0-0-0										
14-7-0			11-7-0		0-0-0		CONFERENCE		3-0-0		0-0-0		0-0-0										
5-4-0			5-4-0		0-0-0		HOME		0-0-0		0-0-0		0-0-0										
9-3-0			6-3-0		0-0-0		AWAY		3-0-0		0-0-0		0-0-0										
0-0-0			0-0-0		0-0-0		NEUTRAL		0-0-0		0-0-0		0-0-0										
RPI	S	Opponent		Score		RPI	S	Opponent		Score		RPI	S	Opponent		Score		RPI	S	Opponent		Score	
2	A	Washington		2 7		27	N	Ohio St.		0 7		52	N	Northwestern		10 5		103	H	Long Beach St.		11 3	
2	A	Washington		1 3		41	N	Fresno St.		5 4		53	H	UNLV		11 3		108	A	Cal Poly		5 3	
2	A	Washington		1 0								53	H	UNLV		8 0		108	A	Cal Poly		4 1	
3	N	Michigan		2 4								58	A	Oregon St.		4 2		108	H	Cal Poly		8 0	
10	A	Arizona		3 5								58	A	Oregon St.		12 0		118	H	UC Davis		8 0	
10	A	Arizona		6 4								58	A	Oregon St.		10 6		132	A	Loyola Marymount		8 2	
10	A	Arizona		6 5								59	N	Baylor		5 7		132	A	Loyola Marymount		5 0	
11	N	Texas		9 1								71	N	Fla. Atlantic		11 0		161	H	Portland St.		11 0	
12	N	Georgia		3 2								75	N	UTEP		6 0		168	H	Cal St. Fullerton		9 6	
13	H	California		4 2								86	H	Cal St. Northridge		7 2		187	A	UC Riverside		2 3	
13	H	California		3 1								86	H	Cal St. Northridge		9 0		209	A	Cal St. Bakersfield		8 0	
13	H	California		2 4								92	N	Colorado St.		4 3		209	A	Cal St. Bakersfield		7 0	
15	H	Arizona St.		1 2														212	A	UC Santa Barbara		11 1	
15	H	Arizona St.		2 4														212	A	UC Santa Barbara		14 0	
15	H	Arizona St.		5 8																			
17	N	Tennessee		11 1																			
19	A	Stanford		10 1																			
19	A	Stanford		7 3																			
19	A	Stanford		10 0																			
24	H	North Carolina		1 0																			
25	H	Oregon		10 2																			
25	H	Oregon		10 2																			
25	H	Oregon		11 4																			
						LAST 10 GAMES																	
						10	A	Arizona		6 4		13	H	California		4 2							
						10	A	Arizona		3 5		25	H	Oregon		10 2							
						10	A	Arizona		6 5		25	H	Oregon		10 2							
						13	H	California		2 4		25	H	Oregon		11 4							
						13	H	California		3 1		19	A	Stanford		10 1							

Average RPI Win:	73	WON-LOST RECORD	WINNING PCT. RANK	LAST 10 GAMES	STRENGTH OF SCHEDULE	OPP. STRENGTH OF SCHEDULE	TEAM RPI	ADJ RPI	CONF. RPI	ADJ CONF. RPI				
DIV. I ONLY		43-8-0	.84314	5	8-2-0	26	3	7	.68324	6	2	2		
DIV. I NON-CONF.		22-3-0	.88	6	2-0-0	33	28	6	.6506	7	2	2		
<hr/>														
TOTALS	RPI 1-25	RPI 26-50		W-L RECORDS		RPI 51-100		RPI 101-150		RPI 150+				
43-8-0	8-5-0	15-2-0		OVERALL		6-1-0		8-0-0		6-0-0				
24-3-0	3-0-0	6-2-0		HOME		5-1-0		6-0-0		4-0-0				
13-2-0	5-2-0	6-0-0		AWAY		1-0-0		0-0-0		1-0-0				
6-3-0	0-3-0	3-0-0		NEUTRAL		0-0-0		2-0-0		1-0-0				
<hr/>														
22-3-0	2-2-0	5-1-0		NON-CONFERENCE		4-0-0		5-0-0		6-0-0				
12-1-0	0-0-0	2-1-0		HOME		3-0-0		3-0-0		4-0-0				
5-0-0	2-0-0	1-0-		AWAY		1-0-0		0-0-0		1-0-0				
5-2-0	0-2-0	2-0-0		NEUTRAL		0-0-0		2-0-0		1-0-0				
<hr/>														
21-5-0	6-3-0	10-1-0		CONFERENCE		2-1-0		3-0-0		0-0-0				
12-2-0	3-0-0	4-1-0		HOME		2-1-0		3-0-0		0-0-0				
8-2-0	3-2-0	5-0-0		AWAY		0-0-0		0-0-0		0-0-0				
1-1-0	0-1-0	1-0-0		NEUTRAL		0-0-0		0-0-0		0-0-0				
<hr/>														
RPI	S	Opponent	Score		RPI	S	Opponent	Score		RPI	S	Opponent	Score	
1	A	Alabama	11	9	34	A	UCF	4	3	65	H	Mississippi	12	2
1	A	Alabama	4	10	35	H	East Carolina	4	3	65	H	Mississippi	5	3
1	A	Alabama	7	5	35	H	East Carolina	1	0	65	H	Mississippi	4	6
4	N	Georgia Tech	0	3	35	N	East Carolina	4	3	84	A	South Fla.	12	8
8	H	LSU	2	1	36	H	Auburn	7	0	84	H	South Fla.	10	0
8	H	LSU	7	1	36	H	Auburn	5	4	90	H	Kansas	12	4
8	H	LSU	4	1	36	N	Auburn	9	1	100	H	Jacksonville	6	1
8	N	LSU	1	9	37	H	Kentucky	3	5					
17	A	Tennessee	3	4	37	H	Kentucky	5	0					
17	A	Tennessee	6	0	37	H	Kentucky	5	3					
19	N	Stanford	0	2	46	H	FIU	3	8					
21	A	Florida St.	8	4	47	A	Arkansas	6	1					
21	A	Florida St.	9	2	47	A	Arkansas	12	3					
					47	A	Arkansas	9	5					
					48	A	Mississippi St.	8	0					
					48	A	Mississippi St.	9	1					
					50	N	Long Island	7	2					
LAST 10 GAMES														
					8	N	LSU	1	9	131	H	North Florida	8	0
					36	N	Auburn	9	1	131	H	North Florida	22	0
					106	H	South Carolina	9	0	48	A	Mississippi St.	9	1
					106	H	South Carolina	6	1	48	A	Mississippi St.	8	0
					106	H	South Carolina	20	0	17	A	Tennessee	3	4

Average RPI Win: 70		WON-LOST RECORD		WINNING PCT. RANK		LAST 10 GAMES		STRENGTH OF SCHEDULE		OPP. STRENGTH OF SCHEDULE		TEAM RPI		ADJ RPI		CONF. RPI		ADJ CONF. RPI	
DIV. I ONLY		42-10-0		.80769 13		10-0-0		8		19		6		.67792 7		3		3	
DIV. I NON-CONF.		26-6-0		.8125 19		1-0-0		19		22		9		.64298 10		3		3	
TOTALS		RPI 1-25		RPI 26-50		W-L RECORDS		RPI 51-100		RPI 101-150		RPI 150+							
42-10-0		8-6-0		7-1-0		OVERALL		16-2-0		7-1-0		4-0-0							
14-2-0		2-1-0		2-1-0		HOME		4-0-0		5-0-0		1-0-0							
11-3-0		2-1-0		1-0-0		AWAY		8-2-0		0-0-0		0-0-0							
17-5-0		4-4-0		4-0-0		NEUTRAL		4-0-0		2-1-0		3-0-0							
26-6-0		2-3-0		5-0-0		NON-CONFERENCE		8-2-0		7-1-0		4-0-0							
9-0-0		0-0-0		1-0-0		HOME		2-0-0		5-0-0		1-0-0							
3-2-0		0-0-0		1-0-		AWAY		2-2-0		0-0-0		0-0-0							
14-4-0		2-3-0		3-0-0		NEUTRAL		4-0-0		2-1-0		3-0-0							
16-4-0		6-3-0		2-1-0		CONFERENCE		8-0-0		0-0-0		0-0-0							
5-2-0		2-1-0		1-1-0		HOME		2-0-0		0-0-0		0-0-0							
8-1-0		2-1-0		0-0-0		AWAY		6-0-0		0-0-0		0-0-0							
3-1-0		2-1-0		1-0-0		NEUTRAL		0-0-0		0-0-0		0-0-0							
RPI S	Opponent	Score		RPI S	Opponent	Score		RPI S	Opponent	Score		RPI S	Opponent	Score					
2 N	Washington	4	7	26 N	San Diego St.	4	0	52 N	Northwestern	3	0	102 N	San Jose St.	4	5				
9 H	Missouri	5	11	31 H	Louisville	7	0	54 A	Nebraska	8	0	103 N	Long Beach St.	10	0				
9 H	Missouri	9	0	31 N	Louisville	10	2	54 A	Nebraska	5	0	110 H	UNI	11	1				
9 N	Missouri	9	0	32 N	Virginia	2	0	57 A	North Texas	6	1	110 H	UNI	4	1				
10 N	Arizona	3	4	44 H	Texas Tech	9	7	57 H	North Texas	6	4	120 H	Utah	12	1				
13 N	California	12	1	44 H	Texas Tech	6	7	58 N	Oregon St.	6	1	120 H	Utah	9	5				
15 N	Arizona St.	5	4	44 N	Texas Tech	2	0	59 A	Baylor	6	1	120 N	Utah	3	0				
16 A	Texas A&M	6	0	47 A	Arkansas	6	1	59 A	Baylor	3	1	139 H	Nevada	8	7				
16 A	Texas A&M	9	4					63 A	Tulsa	4	5	156 N	Pacific	9	0				
16 N	Texas A&M	5	1					63 H	Tulsa	7	0	168 N	Cal St. Fullerton	7	1				
17 N	Tennessee	2	4					67 A	Iowa St.	2	0	175 N	Boise St.	8	4				
18 A	Oklahoma St.	2	3					67 A	Iowa St.	3	2	211 H	UMKC	17	1				
18 H	Oklahoma St.	11	1					68 N	Chattanooga	1	0								
18 N	Oklahoma St.	0	1					71 N	Fla. Atlantic	9	0								
								86 A	Cal St. Northridge	0	1								
								86 A	Cal St. Northridge	4	1								
								90 H	Kansas	2	0								
								90 H	Kansas	7	0								
				LAST 10 GAMES															
				9 N	Missouri	9	0	90 H	Kansas	2	0								
				16 N	Texas A&M	5	1	18 H	Oklahoma St.	11	1								
				44 N	Texas Tech	2	0	54 A	Nebraska	8	0								
				57 A	North Texas	6	1	54 A	Nebraska	5	0								
				90 H	Kansas	7	0	59 A	Baylor	3	1								

Non-Div. I Games: St. Gregory's 9 1

Oklahoma

Average RPI Win:		72	WON-LOST		WINNING		LAST 10		STRENGTH OF		OPP. STRENGTH		TEAM	ADJ		CONF.	ADJ CONF.	
Average RPI Loss:		14	RECORD		PCT. RANK		GAMES		SCHEDULE		OF SCHEDULE		RPI	RPI		RPI	RPI	
DIV. I ONLY			44-14-0		.75862		22		6-4-0		6		5		9		.67787	
DIV. I NON-CONF.			22-5-0		.81481		17		0-0-0		12		18		8		.6506	
TOTALS		RPI 1-25		RPI 26-50		W-L RECORDS		RPI 51-100		RPI 101-150		RPI 150+						
44-14-0		8-13-0		17-0-0		OVERALL		8-1-0		6-0-0		5-0-0						
30-3-0		4-2-0		13-0-0		HOME		7-1-0		2-0-0		4-0-0						
10-9-0		1-9-0		3-0-0		AWAY		1-0-0		4-0-0		1-0-0						
4-2-0		3-2-0		1-0-0		NEUTRAL		0-0-0		0-0-0		0-0-0						
22-5-0		4-4-0		4-0-0		NON-CONFERENCE		6-1-0		3-0-0		5-0-0						
17-2-0		2-1-0		4-0-0		HOME		5-1-0		2-0-0		4-0-0						
3-2-0		0-2-0		0-0-		AWAY		1-0-0		1-0-0		1-0-0						
2-1-0		2-1-0		0-0-0		NEUTRAL		0-0-0		0-0-0		0-0-0						
22-9-0		4-9-0		13-0-0		CONFERENCE		2-0-0		3-0-0		0-0-0						
13-1-0		2-1-0		9-0-0		HOME		2-0-0		0-0-0		0-0-0						
7-7-0		1-7-0		3-0-0		AWAY		0-0-0		3-0-0		0-0-0						
2-1-0		1-1-0		1-0-0		NEUTRAL		0-0-0		0-0-0		0-0-0						
RPI	S	Opponent		Score		RPI	S	Opponent		Score		RPI	S	Opponent		Score		
1	A	Alabama		3 4		32	H	Virginia		3 0		61	H	Syracuse		9 2		
1	A	Alabama		1 3		32	H	Virginia		8 0		61	H	Syracuse		9 1		
1	N	Alabama		4 5		36	H	Auburn		4 0		65	H	Mississippi		7 1		
3	H	Michigan		0 2		36	H	Auburn		4 3		65	H	Mississippi		2 1		
6	A	Florida		1 7		36	H	Auburn		7 0		80	H	Jacksonville St.		5 1		
6	A	Florida		1 2		37	A	Kentucky		3 1		80	H	Jacksonville St.		4 1		
6	A	Florida		1 4		37	A	Kentucky		9 3		83	A	McNeese St.		7 2		
6	N	Florida		9 1		37	A	Kentucky		5 2		83	H	McNeese St.		0 3		
11	A	Texas		1 2		37	N	Kentucky		2 1		98	H	South Ala.		11 0		
11	A	Texas		1 2		47	H	Arkansas		3 2								
12	H	Georgia		5 3		47	H	Arkansas		3 2								
12	H	Georgia		2 3		47	H	Arkansas		4 2								
12	H	Georgia		5 1		48	H	Mississippi St.		8 3								
17	A	Tennessee		1 6		48	H	Mississippi St.		2 1								
17	A	Tennessee		5 6		48	H	Mississippi St.		6 1								
17	A	Tennessee		3 0		49	H	Houston		5 4								
18	H	Oklahoma St.		5 1		49	H	Houston		2 0								
18	H	Oklahoma St.		6 4														
23	N	DePaul		4 1														
24	N	North Carolina		0 1														
24	N	North Carolina		6 3														
						LAST 10 GAMES												
						1	N	Alabama		4 5		17	A	Tennessee		5 6		
						6	N	Florida		9 1		12	H	Georgia		2 3		
						37	N	Kentucky		2 1		12	H	Georgia		5 3		
						17	A	Tennessee		1 6		12	H	Georgia		5 1		
						17	A	Tennessee		3 0		37	A	Kentucky		3 1		

Non-Div. I Games:

LSU

Average RPI Win: 98		WON-LOST	WINNING	LAST 10	STRENGTH OF		OPP. STRENGTH	TEAM	ADJ	CONF.	ADJ CONF.
Average RPI Loss: 19		RECORD	PCT. RANK	GAMES	SCHEDULE		OF SCHEDULE	RPI	RPI	RPI	RPI
DIV. I ONLY		43-11-0	.7963	14	7		26	8	.67474	9	3
DIV. I NON-CONF.		30-3-0	.90909	3	20		59	3	.66917	3	3
TOTALS		RPI 1-25	RPI 26-50		W-L RECORDS		RPI 51-100		RPI 101-150		RPI 150+
43-11-0		9-9-0	5-0-0		OVERALL		12-2-0		3-0-0		14-0-0
23-3-0		0-2-0	3-0-0		HOME		5-1-0		3-0-0		12-0-0
13-7-0		5-6-0	0-0-0		AWAY		6-1-0		0-0-0		2-0-0
7-1-0		4-1-0	2-0-0		NEUTRAL		1-0-0		0-0-0		0-0-0
30-3-0		5-2-0	3-0-0		NON-CONFERENCE		5-1-0		3-0-0		14-0-0
17-1-0		0-0-0	1-0-0		HOME		1-1-0		3-0-0		12-0-0
8-2-0		3-2-0	0-0-		AWAY		3-0-0		0-0-0		2-0-0
5-0-0		2-0-0	2-0-0		NEUTRAL		1-0-0		0-0-0		0-0-0
13-8-0		4-7-0	2-0-0		CONFERENCE		7-1-0		0-0-0		0-0-0
6-2-0		0-2-0	2-0-0		HOME		4-0-0		0-0-0		0-0-0
5-5-0		2-4-0	0-0-0		AWAY		3-1-0		0-0-0		0-0-0
2-1-0		2-1-0	0-0-0		NEUTRAL		0-0-0		0-0-0		0-0-0
RPI S	Opponent	Score	RPI S	Opponent	Score	RPI S	Opponent	Score	RPI S	Opponent	Score
1 A	Alabama	2 1	29 N	La.-Lafayette	11 6	51 A	Southern Ill.	9 2	110 H	UNI	3 0
1 A	Alabama	0 9	42 N	Radford	7 6	52 H	Northwestern	5 1	145 H	Wichita St.	6 1
1 A	Alabama	9 0	43 H	Illinois St.	3 1	54 A	Nebraska	2 5	145 H	Wichita St.	8 0
3 N	Michigan	2 1	44 H	Texas Tech	3 1	54 A	Nebraska	5 0	152 H	St. Louis	6 0
7 A	Oklahoma	0 9	44 H	Texas Tech	5 2	55 H	Ball St.	1 2	152 H	St. Louis	9 0
7 A	Oklahoma	11 5				59 H	Baylor	11 6	152 H	St. Louis	8 0
7 N	Oklahoma	0 9				59 H	Baylor	9 2	171 A	SIU Edwardsville	6 0
10 A	Arizona	0 5				67 A	Iowa St.	14 9	171 A	SIU Edwardsville	11 1
10 A	Arizona	10 5				67 A	Iowa St.	12 6	172 H	Missouri St.	8 0
11 A	Texas	2 5				69 N	Virginia Tech	9 4	188 H	New Mexico	2 0
11 A	Texas	2 10				90 H	Kansas	5 4	199 H	Eastern Mich.	9 0
11 N	Texas	11 6				90 H	Kansas	10 2	200 H	Bradley	9 1
16 A	Texas A&M	14 1				99 A	Western Ill.	5 1	211 H	UMKC	9 3
16 A	Texas A&M	5 6				99 A	Western Ill.	7 1	214 H	Evansville	8 0
18 H	Oklahoma St.	0 1							224 H	Southeast Mo. St.	13 0
18 H	Oklahoma St.	3 8							235 H	Northern Colo.	7 1
18 N	Oklahoma St.	5 0							235 H	Northern Colo.	8 0
22 N	Massachusetts	2 1									
LAST 10 GAMES											
7 N	Oklahoma	0 9	99 A	Western Ill.	7 1						
11 N	Texas	11 6	99 A	Western Ill.	5 1						
18 N	Oklahoma St.	5 0	59 H	Baylor	11 6						
54 A	Nebraska	5 0	59 H	Baylor	9 2						
54 A	Nebraska	2 5	67 A	Iowa St.	14 9						

Non-Div. I Games:

Central Methodist

5 0

Missouri S&T

8 0

Central Methodist

7 1

Missouri

Average RPI Win: 86		WON-LOST	WINNING	LAST 10	STRENGTH OF		OPP. STRENGTH	TEAM	ADJ	CONF.	ADJ CONF.
Average RPI Loss: 10		RECORD	PCT. RANK	GAMES	SCHEDULE		OF SCHEDULE	RPI	RPI	RPI	RPI
DIV. I ONLY		43-11-0	.7963	14	21		4	10	.67468	10	1
DIV. I NON-CONF.		30-3-0	.90909	3	112		12	12	.63614	14	1
TOTALS		RPI 1-25	RPI 26-50		W-L RECORDS		RPI 51-100		RPI 101-150		RPI 150+
43-11-0		13-10-0	3-1-0		OVERALL		9-0-0		9-0-0		9-0-0
20-3-0		5-3-0	0-0-0		HOME		6-0-0		6-0-0		3-0-0
9-6-0		6-6-0	0-0-0		AWAY		0-0-0		0-0-0		3-0-0
14-2-0		2-1-0	3-1-0		NEUTRAL		3-0-0		3-0-0		3-0-0
30-3-0		3-2-0	3-1-0		NON-CONFERENCE		6-0-0		9-0-0		9-0-0
13-1-0		1-1-0	0-0-0		HOME		3-0-0		6-0-0		3-0-0
3-0-0		0-0-0	0-0-0		AWAY		0-0-0		0-0-0		3-0-0
14-2-0		2-1-0	3-1-0		NEUTRAL		3-0-0		3-0-0		3-0-0
13-8-0		10-8-0	0-0-0		CONFERENCE		3-0-0		0-0-0		0-0-0
7-2-0		4-2-0	0-0-0		HOME		3-0-0		0-0-0		0-0-0
6-6-0		6-6-0	0-0-0		AWAY		0-0-0		0-0-0		0-0-0
0-0-0		0-0-0	0-0-0		NEUTRAL		0-0-0		0-0-0		0-0-0
RPI S	Opponent	Score	RPI S	Opponent	Score	RPI S	Opponent	Score	RPI S	Opponent	Score
2 A	Washington	1 2	31 N	Louisville	11 3	52 N	Northwestern	4 3	108 N	Cal Poly	7 3
2 A	Washington	3 9	32 N	Virginia	1 2	58 H	Oregon St.	20 1	110 H	UNI	4 1
2 A	Washington	0 7	33 N	BYU	8 0	58 H	Oregon St.	9 1	124 H	St. John's (NY)	16 1
3 N	Michigan	0 1	41 N	Fresno St.	11 0	58 H	Oregon St.	8 0	124 H	St. John's (NY)	13 0
5 H	UCLA	4 6				59 N	Baylor	3 2	124 H	St. John's (NY)	13 5
5 H	UCLA	5 3				70 H	Creighton	6 0	127 H	New Mexico St.	8 0
5 H	UCLA	5 6				75 H	UTEP	10 0	127 H	New Mexico St.	9 0
7 N	Oklahoma	4 3				75 H	UTEP	8 0	139 N	Nevada	10 5
9 H	Missouri	5 0				76 N	Purdue	10 0	143 N	North Dakota St.	6 0
9 H	Missouri	5 10							151 H	Ill.-Chicago	8 0
13 A	California	0 8							168 N	Cal St. Fullerton	8 1
13 A	California	4 2							188 A	New Mexico	14 0
13 A	California	8 0							188 A	New Mexico	10 2
14 N	Hawaii	8 3							188 A	New Mexico	8 0
15 A	Arizona St.	14 2							188 N	New Mexico	9 3
15 A	Arizona St.	1 11							196 H	Minnesota	12 0
15 A	Arizona St.	12 6							201 N	Western Mich.	13 0
19 H	Stanford	3 2							235 H	Northern Colo.	12 0
19 H	Stanford	10 2									
19 H	Stanford	5 4									
25 A	Oregon	11 0									
25 A	Oregon	1 2									
25 A	Oregon	8 3									
			LAST 10 GAMES								
			5 H	UCLA	4 6	25 A	Oregon	8 3			
			5 H	UCLA	5 3	13 A	California	0 8			
			5 H	UCLA	5 6	13 A	California	4 2			
			25 A	Oregon	11 0	13 A	California	8 0			
			25 A	Oregon	1 2	58 H	Oregon St.	9 1			

Non-Div. I Games:

Arizona

Texas

Texas				Through Games Of Sunday, May 16															
Average RPI Win: 72		WON-LOST RECORD		WINNING PCT. RANK		LAST 10 GAMES		STRENGTH OF SCHEDULE		OPP. STRENGTH OF SCHEDULE		TEAM RPI		ADJ RPI		CONF. RPI		ADJ CONF. RPI	
DIV. I ONLY		42-13-0		.76364 20		6-4-0		8		20		11		.6705 11		3		3	
DIV. I NON-CONF.		26-10-0		.72222 34		0-2-0		10		20		17		.63946 12		3		3	
TOTALS		RPI 1-25		RPI 26-50		W-L RECORDS		RPI 51-100		RPI 101-150		RPI 150+							
42-13-0		11-7-0		5-2-0		OVERALL		16-2-0		7-1-0		3-1-0							
19-4-0		9-3-0		1-0-0		HOME		6-0-0		1-1-0		2-0-0							
10-5-0		0-2-0		2-0-0		AWAY		5-2-0		3-0-0		0-1-0							
13-4-0		2-2-0		2-2-0		NEUTRAL		5-0-0		3-0-0		1-0-0							
26-10-0		7-4-0		3-2-0		NON-CONFERENCE		6-2-0		7-1-0		3-1-0							
11-3-0		5-2-0		0-0-0		HOME		3-0-0		1-1-0		2-0-0							
4-4-0		0-1-0		1-0-		AWAY		0-2-0		3-0-0		0-1-0							
11-3-0		2-1-0		2-2-0		NEUTRAL		3-0-0		3-0-0		1-0-0							
16-3-0		4-3-0		2-0-0		CONFERENCE		10-0-0		0-0-0		0-0-0							
8-1-0		4-1-0		1-0-0		HOME		3-0-0		0-0-0		0-0-0							
6-1-0		0-1-0		1-0-0		AWAY		5-0-0		0-0-0		0-0-0							
2-1-0		0-1-0		0-0-0		NEUTRAL		2-0-0		0-0-0		0-0-0							
RPI	S	Opponent	Score		RPI	S	Opponent	Score		RPI	S	Opponent	Score		RPI	S	Opponent	Score	
3	N	Michigan	5	2	29	N	La.-Lafayette	7	1	54	H	Nebraska	4	1	102	N	San Jose St.	13	8
5	N	UCLA	1	9	31	N	Louisville	1	3	54	H	Nebraska	9	0	105	A	Texas-Arlington	3	2
8	H	LSU	2	1	41	N	Fresno St.	4	5	57	A	North Texas	0	1	109	H	A&M-Corpus Christi	13	4
8	H	LSU	2	1	43	N	Illinois St.	6	3	58	N	Oregon St.	7	4	109	H	A&M-Corpus Christi	4	8
9	H	Missouri	10	2	44	A	Texas Tech	7	2	59	A	Baylor	6	0	118	N	UC Davis	14	5
9	H	Missouri	5	2	44	H	Texas Tech	4	0	59	H	Baylor	8	0	144	A	UTSA	8	7
9	N	Missouri	6	11	49	A	Houston	11	4	59	N	Baylor	3	2	144	A	UTSA	4	3
12	H	Georgia	5	11						61	N	Syracuse	5	4	144	N	UTSA	3	2
12	H	Georgia	0	9						67	A	Iowa St.	8	0	163	N	Ohio	11	5
15	N	Arizona St.	1	0						67	A	Iowa St.	10	2	168	A	Cal St. Fullerton	1	3
16	A	Texas A&M	0	1						67	N	Iowa St.	11	2	264	H	Centenary (LA)	6	0
16	H	Texas A&M	4	1						75	H	UTEP	9	0	274	H	Texas Southern	8	0
17	A	Tennessee	2	3						75	H	UTEP	6	1					
18	H	Oklahoma St.	9	1						76	N	Purdue	6	5					
18	H	Oklahoma St.	0	1						90	A	Kansas	6	2					
23	H	DePaul	3	1						90	A	Kansas	7	0					
23	H	DePaul	4	1						91	A	Texas St.	7	9					
24	H	North Carolina	1	0						91	H	Texas St.	8	0					
					LAST 10 GAMES														
					9 N Missouri 6 11					67 A Iowa St. 10 2									
					59 N Baylor 3 2					67 A Iowa St. 8 0									
					12 H Georgia 5 11					44 A Texas Tech 7 2									
					12 H Georgia 0 9					18 H Oklahoma St. 0 1									
					59 A Baylor 6 0					18 H Oklahoma St. 9 1									

Non-Div. I Games:

Texas

Average RPI Win: 79		WON-LOST RECORD		WINNING PCT. RANK		LAST 10 GAMES		STRENGTH OF SCHEDULE		OPP. STRENGTH OF SCHEDULE		TEAM RPI		ADJ RPI		CONF. RPI		ADJ CONF. RPI	
DIV. I ONLY		43-11-0		.7963 14		7-3-0		40		2		13		.66073 12		2		2	
DIV. I NON-CONF.		25-2-0		.92593 2		3-0-0		74		5		7		.65387 6		2		2	
TOTALS		RPI 1-25		RPI 26-50		W-L RECORDS		RPI 51-100		RPI 101-150		RPI 150+							
43-11-0		9-8-0		9-3-0		OVERALL		12-0-0		7-0-0		6-0-0							
27-5-0		2-3-0		4-2-0		HOME		8-0-0		7-0-0		6-0-0							
13-4-0		6-3-0		4-1-0		AWAY		3-0-0		0-0-0		0-0-0							
3-2-0		1-2-0		1-0-0		NEUTRAL		1-0-0		0-0-0		0-0-0							
25-2-0		5-2-0		1-0-0		NON-CONFERENCE		9-0-0		4-0-0		6-0-0							
19-1-0		1-1-0		0-0-0		HOME		8-0-0		4-0-0		6-0-0							
3-0-0		3-0-0		0-0-		AWAY		0-0-0		0-0-0		0-0-0							
3-1-0		1-1-0		1-0-0		NEUTRAL		1-0-0		0-0-0		0-0-0							
18-9-0		4-6-0		8-3-0		CONFERENCE		3-0-0		3-0-0		0-0-0							
8-4-0		1-2-0		4-2-0		HOME		0-0-0		3-0-0		0-0-0							
10-4-0		3-3-0		4-1-0		AWAY		3-0-0		0-0-0		0-0-0							
0-1-0		0-1-0		0-0-0		NEUTRAL		0-0-0		0-0-0		0-0-0							
RPI S	Opponent	Score		RPI S	Opponent	Score		RPI S	Opponent	Score		RPI S	Opponent	Score					
1 H	Alabama	4	13	34 N	UCF	12	0	65 A	Mississippi	6	5	106 H	South Carolina	10	2				
1 H	Alabama	5	8	36 H	Auburn	7	0	65 A	Mississippi	9	5	106 H	South Carolina	3	1				
1 H	Alabama	3	0	36 H	Auburn	7	5	65 A	Mississippi	6	0	106 H	South Carolina	9	8				
3 N	Michigan	6	4	36 H	Auburn	1	0	67 H	Iowa St.	8	0	111 H	Winthrop	8	0				
4 A	Georgia Tech	5	4	37 A	Kentucky	2	4	67 H	Iowa St.	11	3	115 H	Middle Tenn.	8	0				
4 H	Georgia Tech	6	3	37 A	Kentucky	17	5	69 H	Virginia Tech	8	0	124 H	St. John's (NY)	6	2				
5 N	UCLA	2	3	37 A	Kentucky	4	2	69 H	Virginia Tech	6	1	126 H	Charleston So.	6	2				
8 A	LSU	3	2	47 H	Arkansas	4	0	71 N	Fla. Atlantic	5	1	162 H	Furman	8	0				
8 A	LSU	3	5	47 H	Arkansas	2	3	85 H	Elon	8	2	195 H	Bowling Green	19	4				
8 A	LSU	1	5	47 H	Arkansas	5	10	95 H	Kennesaw St.	8	3	196 H	Minnesota	8	0				
11 A	Texas	11	5	48 A	Mississippi St.	3	0	97 H	Ga. Southern	10	0	196 H	Minnesota	7	0				
11 A	Texas	9	0	48 A	Mississippi St.	7	6	98 H	South Ala.	4	1	258 H	Belmont	10	0				
17 A	Tennessee	10	6									260 H	Western Caro.	18	0				
17 A	Tennessee	4	5																
17 A	Tennessee	7	6																
17 N	Tennessee	4	6																
21 H	Florida St.	3	4																
				LAST 10 GAMES															
17 N	Tennessee	4	6	8 A	LSU	1	5												
11 A	Texas	11	5	106 H	South Carolina	10	2												
11 A	Texas	9	0	106 H	South Carolina	3	1												
8 A	LSU	3	2	106 H	South Carolina	9	8												
8 A	LSU	3	5	4 H	Georgia Tech	6	3												

Non-Div. I Games:

Georgia

California

Through Games Of Sunday, May 16

Average RPI Win:		101	WON-LOST RECORD		WINNING PCT. RANK		LAST 10 GAMES		STRENGTH OF SCHEDULE		OPP. STRENGTH OF SCHEDULE		TEAM RPI	ADJ RPI		CONF. RPI	ADJ CONF. RPI		
DIV. I ONLY			41-17-0		.7069 34		6-4-0		5		23		16	.65889 13		1	1		
DIV. I NON-CONF.			31-6-0		.83784 14		1-0-0		38		76		14	.63834 13		1	1		
TOTALS		RPI 1-25		RPI 26-50				W-L RECORDS		RPI 51-100				RPI 101-150				RPI 150+	
41-17-0		10-15-0		5-1-0				OVERALL		5-1-0				6-0-0				15-0-0	
11-4-0		2-4-0		0-0-0				HOME		3-0-0				2-0-0				4-0-0	
10-8-0		7-8-0		0-0-0				AWAY		1-0-0				1-0-0				1-0-0	
20-5-0		1-3-0		5-1-0				NEUTRAL		1-1-0				3-0-0				10-0-0	
31-6-0		3-4-0		5-1-0				NON-CONFERENCE		2-1-0				6-0-0				15-0-0	
6-0-0		0-0-0		0-0-0				HOME		0-0-0				2-0-0				4-0-0	
5-1-0		2-1-0		0-0-				AWAY		1-0-0				1-0-0				1-0-0	
20-5-0		1-3-0		5-1-0				NEUTRAL		1-1-0				3-0-0				10-0-0	
10-11-0		7-11-0		0-0-0				CONFERENCE		3-0-0				0-0-0				0-0-0	
5-4-0		2-4-0		0-0-0				HOME		3-0-0				0-0-0				0-0-0	
5-7-0		5-7-0		0-0-0				AWAY		0-0-0				0-0-0				0-0-0	
0-0-0		0-0-0		0-0-0				NEUTRAL		0-0-0				0-0-0				0-0-0	
RPI	S	Opponent		Score		RPI	S	Opponent		Score		RPI	S	Opponent		Score			
2	H	Washington		0	4	26	N	San Diego St.		5	4	52	N	Northwestern		3	5		
2	H	Washington		9	1	28	N	Fordham		5	2	53	A	UNLV		5	1		
2	H	Washington		0	1	37	N	Kentucky		6	1	58	H	Oregon St.		11	3		
4	N	Georgia Tech		4	1	40	N	Lipscomb		5	3	58	H	Oregon St.		9	1		
5	A	UCLA		1	3	40	N	Lipscomb		0	1	58	H	Oregon St.		6	0		
5	A	UCLA		4	2	40	N	Lipscomb		3	0	92	N	Colorado St.		9	1		
5	A	UCLA		2	4														
7	N	Oklahoma		1	12														
10	H	Arizona		2	4														
10	H	Arizona		8	0														
10	H	Arizona		0	8														
14	A	Hawaii		5	1														
14	A	Hawaii		5	0														
14	A	Hawaii		0	3														
15	A	Arizona St.		8	0														
15	A	Arizona St.		11	3														
15	A	Arizona St.		3	1														
16	N	Texas A&M		2	3														
18	N	Oklahoma St.		2	3														
19	A	Stanford		6	0														
19	A	Stanford		1	5														
19	A	Stanford		0	1														
25	A	Oregon		0	1														
25	A	Oregon		6	7														
25	A	Oregon		6	8														
						LAST 10 GAMES													
						58	H	Oregon St.		11	3	5	A	UCLA		2	4		
						58	H	Oregon St.		6	0	165	A	St. Mary's (CA)		7	0		
						58	H	Oregon St.		9	1	10	H	Arizona		8	0		
						5	A	UCLA		4	2	10	H	Arizona		2	4		
						5	A	UCLA		1	3	10	H	Arizona		0	8		

Non-Div. I Games:

California

Average RPI Win:	103	WON-LOST RECORD	WINNING PCT. RANK	LAST 10 GAMES	STRENGTH OF SCHEDULE	OPP. STRENGTH OF SCHEDULE	TEAM RPI	ADJ RPI	CONF. RPI	ADJ CONF. RPI					
DIV. I ONLY		44-13-0	.77193	19	8-2-0	10	46	12	.65651	14	9	9			
DIV. I NON-CONF.		22-11-0	.66667	52	0-0-0	3	7	11	.64581	9	10	10			
<hr/>															
TOTALS	RPI 1-25	RPI 26-50		W-L RECORDS		RPI 51-100		RPI 101-150		RPI 150+					
44-13-0	3-10-0	9-2-0		OVERALL		6-1-0		18-0-0		8-0-0					
24-8-0	3-6-0	7-1-0		HOME		5-1-0		8-0-0		1-0-0					
13-0-0	0-0-0	0-0-0		AWAY		1-0-0		7-0-0		5-0-0					
7-5-0	0-4-0	2-1-0		NEUTRAL		0-0-0		3-0-0		2-0-0					
22-11-0	3-10-0	5-0-0		NON-CONFERENCE		6-1-0		5-0-0		3-0-0					
16-7-0	3-6-0	5-0-0		HOME		5-1-0		2-0-0		1-0-0					
2-0-0	0-0-0	0-0-		AWAY		1-0-0		1-0-0		0-0-0					
4-4-0	0-4-0	0-0-0		NEUTRAL		0-0-0		2-0-0		2-0-0					
22-2-0	0-0-0	4-2-0		CONFERENCE		0-0-0		13-0-0		5-0-0					
8-1-0	0-0-0	2-1-0		HOME		0-0-0		6-0-0		0-0-0					
11-0-0	0-0-0	0-0-0		AWAY		0-0-0		6-0-0		5-0-0					
3-1-0	0-0-0	2-1-0		NEUTRAL		0-0-0		1-0-0		0-0-0					
<hr/>															
RPI S	Opponent	Score		RPI S	Opponent	Score		RPI S	Opponent	Score		RPI S	Opponent	Score	
2 H	Washington	0	1	35 H	East Carolina	10	0	53 A	UNLV	11	0	102 H	San Jose St.	7	1
2 H	Washington	4	8	35 H	East Carolina	6	4	81 H	Troy	19	3	102 H	San Jose St.	3	2
4 N	Georgia Tech	2	11	40 H	Lipscomb	3	0	81 H	Troy	12	4	102 H	San Jose St.	7	3
10 N	Arizona	3	8	40 H	Lipscomb	8	0	81 H	Troy	7	3	102 N	San Jose St.	16	8
13 H	California	3	0	40 H	Lipscomb	5	4	81 H	Troy	2	1	109 H	A&M-Corpus Christi	9	0
13 H	California	0	5	41 H	Fresno St.	5	0	83 H	McNeese St.	1	2	114 H	Louisiana Tech	8	5
13 H	California	1	5	41 H	Fresno St.	5	4	83 H	McNeese St.	5	2	114 H	Louisiana Tech	9	0
18 N	Oklahoma St.	0	4	41 H	Fresno St.	7	9					114 H	Louisiana Tech	3	1
19 H	Stanford	0	2	41 N	Fresno St.	14	3					118 N	UC Davis	8	5
19 H	Stanford	11	5	41 N	Fresno St.	16	1					120 N	Utah	11	8
23 H	DePaul	2	6	41 N	Fresno St.	3	4					127 A	New Mexico St.	14	3
23 H	DePaul	4	1									127 A	New Mexico St.	13	1
25 N	Oregon	3	4									127 A	New Mexico St.	9	8
												132 A	Loyola Marymount	8	0
												132 H	Loyola Marymount	9	0
												139 A	Nevada	20	0
												139 A	Nevada	6	2
												139 A	Nevada	11	2
												168 N	Cal St. Fullerton	12	3
												175 A	Boise St.	9	5
												175 A	Boise St.	15	1
												175 A	Boise St.	12	1
												177 A	Utah St.	12	4
												177 A	Utah St.	18	8
												184 N	San Diego	16	3
												256 H	Seattle	9	1
											</				

Average RPI Win:		86	WON-LOST RECORD		WINNING PCT. RANK		LAST 10 GAMES		STRENGTH OF SCHEDULE		OPP. STRENGTH OF SCHEDULE		TEAM RPI		ADJ RPI		CONF. RPI		ADJ CONF. RPI				
DIV. I ONLY			41-15-0		.73214		28	5-5-0		14		8		15		.65642		15	1		1		
DIV. I NON-CONF.			31-4-0		.88571		5	0-0-0		86		31		13		.63361		15	1		1		
TOTALS		RPI 1-25		RPI 26-50				W-L RECORDS				RPI 51-100				RPI 101-150				RPI 150+			
41-15-0		11-11-0		3-2-0				OVERALL				11-2-0				9-0-0				7-0-0			
32-10-0		5-8-0		3-2-0				HOME				8-0-0				9-0-0				7-0-0			
6-3-0		5-1-0		0-0-0				AWAY				1-2-0				0-0-0				0-0-0			
3-2-0		1-2-0		0-0-0				NEUTRAL				2-0-0				0-0-0				0-0-0			
31-4-0		2-2-0		3-2-0				NON-CONFERENCE				10-0-0				9-0-0				7-0-0			
28-2-0		1-0-0		3-2-0				HOME				8-0-0				9-0-0				7-0-0			
0-0-0		0-0-0		0-0-0				AWAY				0-0-0				0-0-0				0-0-0			
3-2-0		1-2-0		0-0-0				NEUTRAL				2-0-0				0-0-0				0-0-0			
10-11-0		9-9-0		0-0-0				CONFERENCE				1-2-0				0-0-0				0-0-0			
4-8-0		4-8-0		0-0-0				HOME				0-0-0				0-0-0				0-0-0			
6-3-0		5-1-0		0-0-0				AWAY				1-2-0				0-0-0				0-0-0			
0-0-0		0-0-0		0-0-0				NEUTRAL				0-0-0				0-0-0				0-0-0			
RPI	S	Opponent		Score		RPI	S	Opponent		Score		RPI	S	Opponent		Score		RPI	S	Opponent		Score	
2	H	Washington		4	3	33	H	BYU		11	6	53	N	UNLV		10	0	108	H	Cal Poly		5	3
2	H	Washington		4	5	33	H	BYU		9	1	54	H	Nebraska		1	0	108	H	Cal Poly		3	2
2	H	Washington		0	9	36	H	Auburn		14	2	54	H	Nebraska		7	1	108	H	Cal Poly		5	1
5	A	UCLA		4	2	37	H	Kentucky		2	5	58	A	Oregon St.		1	2	108	H	Cal Poly		13	5
5	A	UCLA		8	5	43	H	Illinois St.		9	10	58	A	Oregon St.		4	3	110	H	UNI		10	0
5	A	UCLA		2	1							58	A	Oregon St.		3	4	123	H	Rutgers		14	0
7	N	Oklahoma		4	5							65	H	Mississippi		13	0	123	H	Rutgers		19	0
10	H	Arizona		2	14							70	H	Creighton		11	8	124	H	St. John's (NY)		16	0
10	H	Arizona		11	1							70	H	Creighton		4	0	124	H	St. John's (NY)		11	3
10	H	Arizona		6	12							74	H	Iowa		7	4	156	H	Pacific		4	0
11	N	Texas		0	1							76	N	Purdue		6	4	161	H	Portland St.		14	0
13	H	California		0	8							84	H	South Fla.		8	7	189	H	Samford		6	1
13	H	California		3	11							91	H	Texas St.		6	3	212	H	UC Santa Barbara		10	2
13	H	California		1	3													212	H	UC Santa Barbara		8	0
16	H	Texas A&M		10	4													267	H	Southern Utah		3	0
19	A	Stanford		3	0													273	H	Idaho St.		8	4
19	A	Stanford		3	2																		
19	A	Stanford		0	8																		
23	N	DePaul		8	2																		
25	H	Oregon		10	3																		
25	H	Oregon		4	7																		
25	H	Oregon		3	0																		
						LAST 10 GAMES																	
						2	H	Washington		0	9	58	A	Oregon St.		4	3						
						2	H	Washington		4	5	19	A	Stanford		3	2						
						2	H	Washington		4	3	19	A	Stanford		0	8						
						58	A	Oregon St.		3	4	19	A	Stanford		3	0						
						58	A	Oregon St.		1	2	25	H	Oregon		3	0						

Non-Div. I Games:

Arizona St.

Average RPI Win:		93	WON-LOST RECORD		WINNING PCT. RANK		LAST 10 GAMES		STRENGTH OF SCHEDULE		OPP. STRENGTH OF SCHEDULE		TEAM RPI		ADJ RPI		CONF. RPI		ADJ CONF. RPI					
DIV. I ONLY			42-14-0		.75		26		7-3-0		13		28		14		.64903		16		3		3	
DIV. I NON-CONF.			29-7-0		.80556		23		0-0-0		26		51		15		.63211		16		3		3	
TOTALS		RPI 1-25		RPI 26-50				W-L RECORDS				RPI 51-100				RPI 101-150				RPI 150+				
42-14-0		6-8-0		7-3-0				OVERALL				11-2-0				11-1-0				7-0-0				
22-7-0		2-4-0		3-2-0				HOME				5-0-0				8-1-0				4-0-0				
9-4-0		2-2-0		3-0-0				AWAY				3-2-0				1-0-0				0-0-0				
11-3-0		2-2-0		1-1-0				NEUTRAL				3-0-0				2-0-0				3-0-0				
29-7-0		2-3-0		5-3-0				NON-CONFERENCE				4-0-0				11-1-0				7-0-0				
17-4-0		0-1-0		3-2-0				HOME				2-0-0				8-1-0				4-0-0				
2-1-0		0-1-0		1-0-				AWAY				0-0-0				1-0-0				0-0-0				
10-2-0		2-1-0		1-1-0				NEUTRAL				2-0-0				2-0-0				3-0-0				
13-7-0		4-5-0		2-0-0				CONFERENCE				7-2-0				0-0-0				0-0-0				
5-3-0		2-3-0		0-0-0				HOME				3-0-0				0-0-0				0-0-0				
7-3-0		2-1-0		2-0-0				AWAY				3-2-0				0-0-0				0-0-0				
1-1-0		0-1-0		0-0-0				NEUTRAL				1-0-0				0-0-0				0-0-0				
RPI	S	Opponent		Score		RPI	S	Opponent		Score		RPI	S	Opponent		Score		RPI	S	Opponent		Score		
4	H	Georgia Tech		0	4	26	A	San Diego St.		4	0	53	N	UNLV		4	3	103	N	Long Beach St.		4	2	
7	H	Oklahoma		0	6	26	N	San Diego St.		7	6	54	A	Nebraska		6	3	109	H	A&M-Corpus Christi		8	0	
7	H	Oklahoma		4	9	28	N	Fordham		0	4	54	A	Nebraska		3	8	109	H	A&M-Corpus Christi		3	4	
7	N	Oklahoma		1	5	33	H	BYU		3	5	54	N	Nebraska		5	0	117	H	La.-Monroe		6	0	
9	H	Missouri		6	5	33	H	BYU		4	5	58	H	Oregon St.		6	4	117	H	La.-Monroe		9	4	
9	H	Missouri		1	14	44	A	Texas Tech		10	6	59	A	Baylor		2	3	129	H	Wright St.		5	0	
11	A	Texas		1	4	44	A	Texas Tech		8	4	59	H	Baylor		11	1	139	N	Nevada		6	4	
11	H	Texas		1	0	48	H	Mississippi St.		9	0	67	A	Iowa St.		4	2	142	H	Monmouth		10	0	
13	N	California		3	2	48	H	Mississippi St.		13	4	67	A	Iowa St.		9	1	143	H	North Dakota St.		4	0	
15	A	Arizona St.		4	10	49	H	Houston		6	4	86	N	Cal St. Northridge		8	2	143	H	North Dakota St.		5	2	
18	A	Oklahoma St.		2	1							90	H	Kansas		12	4	150	A	Sam Houston St.		2	1	
18	A	Oklahoma St.		3	1							90	H	Kansas		10	1	150	H	Sam Houston St.		4	3	
22	N	Massachusetts		1	0							94	H	Stephen F. Austin		7	0	151	N	Ill.-Chicago		5	0	
25	N	Oregon		0	4													166	N	Harvard		10	1	
																		168	N	Wisconsin		16	1	
																		177	H	Utah St.		8	0	
																		177	H	Utah St.		10	4	
																		235	H	Northern Colo.		7	0	
																		235	H	Northern Colo.		11	1	
						LAST 10 GAMES																		
						7	N	Oklahoma		1	5	44	A	Texas Tech		10	6							
						54	N	Nebraska		5	0	59	H	Baylor		11	1							
						18	A	Oklahoma St.		2	1	9	H	Missouri		6	5							
						18	A	Oklahoma St.		3	1	9	H	Missouri		1	14							
						44	A	Texas Tech		8	4	11	A	Texas		1	4							

Non-Div. I Games:

Texas A&M

Average RPI Win:		101	WON-LOST RECORD		WINNING PCT. RANK		LAST 10 GAMES		STRENGTH OF SCHEDULE		OPP. STRENGTH OF SCHEDULE		TEAM RPI		ADJ RPI		CONF. RPI		ADJ CONF. RPI				
DIV. I ONLY			42-13-0		.76364 20		5-5-0		42		15		19		.64491 17		2		2				
DIV. I NON-CONF.			24-4-0		.85714 12		1-0-0		129		86		25		.60802 25		2		2				
TOTALS		RPI 1-25		RPI 26-50				W-L RECORDS				RPI 51-100				RPI 101-150				RPI 150+			
42-13-0		7-9-0		11-3-0				OVERALL				5-0-0				5-0-0				14-1-0			
23-4-0		5-4-0		4-0-0				HOME				3-0-0				1-0-0				10-0-0			
11-4-0		0-2-0		6-2-0				AWAY				0-0-0				4-0-0				1-0-0			
8-5-0		2-3-0		1-1-0				NEUTRAL				2-0-0				0-0-0				3-1-0			
24-4-0		2-2-0		3-1-0				NON-CONFERENCE				3-0-0				2-0-0				14-1-0			
15-0-0		1-0-0		2-0-0				HOME				1-0-0				1-0-0				10-0-0			
2-0-0		0-0-0		0-0-				AWAY				0-0-0				1-0-0				1-0-0			
7-4-0		1-2-0		1-1-0				NEUTRAL				2-0-0				0-0-0				3-1-0			
18-9-0		5-7-0		8-2-0				CONFERENCE				2-0-0				3-0-0				0-0-0			
8-4-0		4-4-0		2-0-0				HOME				2-0-0				0-0-0				0-0-0			
9-4-0		0-2-0		6-2-0				AWAY				0-0-0				3-0-0				0-0-0			
1-1-0		1-1-0		0-0-0				NEUTRAL				0-0-0				0-0-0				0-0-0			
RPI	S	Opponent		Score		RPI	S	Opponent		Score		RPI	S	Opponent		Score		RPI	S	Opponent		Score	
1	A	Alabama		6	7	27	N	Ohio St.		3	0	61	N	Syracuse		8	6	106	A	South Carolina		3	1
1	A	Alabama		2	4	34	N	UCF		3	6	65	H	Mississippi		4	2	106	A	South Carolina		8	0
1	N	Alabama		3	4	36	A	Auburn		5	3	65	H	Mississippi		6	3	106	A	South Carolina		9	1
5	N	UCLA		1	11	36	A	Auburn		2	1	78	H	Liberty		10	0	115	H	Middle Tenn.		9	1
6	H	Florida		4	3	36	A	Auburn		1	2	93	N	Cleveland St.		12	8	127	A	New Mexico St.		10	1
6	H	Florida		0	6	37	H	Kentucky		4	3							155	H	Campbell		9	6
7	N	Oklahoma		4	2	37	H	Kentucky		7	1							155	H	Campbell		9	0
8	H	LSU		6	5	43	H	Illinois St.		6	5							156	N	Pacific		3	4
8	H	LSU		6	1	43	H	Illinois St.		8	4							163	H	Ohio		6	0
8	H	LSU		0	3	47	A	Arkansas		3	1							163	H	Ohio		5	1
11	H	Texas		3	2	47	A	Arkansas		5	3							164	A	Tennessee Tech		10	0
12	H	Georgia		6	7	48	A	Mississippi St.		4	5							164	H	Tennessee Tech		11	2
12	H	Georgia		5	4	48	A	Mississippi St.		8	4							165	N	St. Mary's (CA)		11	2
12	H	Georgia		6	10	48	A	Mississippi St.		10	4							200	N	Bradley		12	2
12	N	Georgia		6	4													219	H	Presbyterian		9	1
19	N	Stanford		7	8													219	H	Presbyterian		9	1
						LAST 10 GAMES																	
						1	N	Alabama		3	4	1	A	Alabama		6	7						
						12	N	Georgia		6	4	1	A	Alabama		2	4						
						8	H	LSU		6	1	6	H	Florida		4	3						
						8	H	LSU		0	3	6	H	Florida		0	6						
						8	H	LSU		6	5	164	A	Tennessee Tech		10	0						

Non-Div. I Games:

Tennessee

Average RPI Win:		98	WON-LOST RECORD		WINNING PCT. RANK	LAST 10 GAMES		STRENGTH OF SCHEDULE		OPP. STRENGTH OF SCHEDULE		TEAM RPI	ADJ RPI	CONF. RPI	ADJ CONF. RPI		
DIV. I ONLY			43-14-0		.75439	24		28		17		17	.64342	18	3	3	
DIV. I NON-CONF.			30-7-0		.81081	21		78		30		21	.61767	21	3	3	
TOTALS		RPI 1-25		RPI 26-50		W-L RECORDS		RPI 51-100		RPI 101-150		RPI 150+					
43-14-0		8-10-0		3-3-0		OVERALL		13-1-0		10-0-0		9-0-0					
18-3-0		1-2-0		1-0-0		HOME		7-1-0		6-0-0		3-0-0					
12-6-0		3-4-0		0-2-0		AWAY		6-0-0		1-0-0		2-0-0					
13-5-0		4-4-0		2-1-0		NEUTRAL		0-0-0		3-0-0		4-0-0					
30-7-0		3-5-0		3-1-0		NON-CONFERENCE		5-1-0		10-0-0		9-0-0					
11-1-0		0-0-0		1-0-0		HOME		1-1-0		6-0-0		3-0-0					
7-2-0		0-2-0		0-0-		AWAY		4-0-0		1-0-0		2-0-0					
12-4-0		3-3-0		2-1-0		NEUTRAL		0-0-0		3-0-0		4-0-0					
13-7-0		5-5-0		0-2-0		CONFERENCE		8-0-0		0-0-0		0-0-0					
7-2-0		1-2-0		0-0-0		HOME		6-0-0		0-0-0		0-0-0					
5-4-0		3-2-0		0-2-0		AWAY		2-0-0		0-0-0		0-0-0					
1-1-0		1-1-0		0-0-0		NEUTRAL		0-0-0		0-0-0		0-0-0					
RPI	S	Opponent		Score		RPI	S	Opponent		Score		RPI	S	Opponent		Score	
2	N	Washington		4	9	31	H	Louisville		7	2	54	H	Nebraska		4	0
3	N	Michigan		0	7	32	N	Virginia		5	2	54	H	Nebraska		8	0
3	N	Michigan		1	8	33	N	BYU		3	1	57	H	North Texas		7	0
7	A	Oklahoma		1	11	44	A	Texas Tech		1	4	59	H	Baylor		6	3
7	H	Oklahoma		3	2	44	A	Texas Tech		0	6	59	H	Baylor		7	4
7	N	Oklahoma		1	0	45	N	Maryland		1	2	63	A	Tulsa		3	1
8	A	LSU		1	5							63	H	Tulsa		2	6
8	A	LSU		4	6							67	H	Iowa St.		2	1
9	A	Missouri		8	3							67	H	Iowa St.		4	0
9	A	Missouri		1	0							84	A	South Fla.		8	0
9	N	Missouri		0	5							90	A	Kansas		11	3
11	A	Texas		1	9							90	A	Kansas		4	3
11	A	Texas		1	0							91	A	Texas St.		6	2
13	N	California		3	2							91	A	Texas St.		10	0
14	N	Hawaii		4	0												
16	H	Texas A&M		1	3												
16	H	Texas A&M		1	2												
20	N	Illinois		7	3												
						LAST 10 GAMES											
						9	N	Missouri		0	5	7	A	Oklahoma		1	11
						16	H	Texas A&M		1	2	11	A	Texas		1	0
						16	H	Texas A&M		1	3	11	A	Texas		1	9
						54	H	Nebraska		8	0	44	A	Texas Tech		1	4
						54	H	Nebraska		4	0	44	A	Texas Tech		0	6

Non-Div. I Games:

Oklahoma St.

Average RPI Win: 110		WON-LOST	WINNING	LAST 10	STRENGTH OF		OPP. STRENGTH	TEAM	ADJ	CONF.	ADJ CONF.				
Average RPI Loss: 16		RECORD	PCT. RANK	GAMES	SCHEDULE		OF SCHEDULE	RPI	RPI	RPI	RPI				
DIV. I ONLY		36-17-0	.67925	46	5-5-0		11	24	21	.6341	19	1	1		
DIV. I NON-CONF.		28-4-0	.875	7	1-0-0		89	102	19	.62598	18	1	1		
TOTALS		RPI 1-25	RPI 26-50		W-L RECORDS		RPI 51-100		RPI 101-150		RPI 150+				
36-17-0		10-14-0	0-1-0		OVERALL		5-2-0		8-0-0		13-0-0				
22-7-0		7-6-0	0-1-0		HOME		0-0-0		4-0-0		11-0-0				
5-8-0		1-7-0	0-0-0		AWAY		2-1-0		1-0-0		1-0-0				
9-2-0		2-1-0	0-0-0		NEUTRAL		3-1-0		3-0-0		1-0-0				
28-4-0		4-2-0	0-1-0		NON-CONFERENCE		3-1-0		8-0-0		13-0-0				
16-1-0		1-0-0	0-1-0		HOME		0-0-0		4-0-0		11-0-0				
3-1-0		1-1-0	0-0-		AWAY		0-0-0		1-0-0		1-0-0				
9-2-0		2-1-0	0-0-0		NEUTRAL		3-1-0		3-0-0		1-0-0				
8-13-0		6-12-0	0-0-0		CONFERENCE		2-1-0		0-0-0		0-0-0				
6-6-0		6-6-0	0-0-0		HOME		0-0-0		0-0-0		0-0-0				
2-7-0		0-6-0	0-0-0		AWAY		2-1-0		0-0-0		0-0-0				
0-0-0		0-0-0	0-0-0		NEUTRAL		0-0-0		0-0-0		0-0-0				
RPI S	Opponent	Score		RPI S	Opponent	Score		RPI S	Opponent	Score		RPI S	Opponent	Score	
2 A	Washington	0	1	33 H	BYU	2	4	52 N	Northwestern	0	4	102 H	San Jose St.	4	1
2 A	Washington	1	2					53 N	UNLV	6	0	103 N	Long Beach St.	4	3
2 A	Washington	0	8					58 A	Oregon St.	8	10	108 H	Cal Poly	8	0
5 H	UCLA	3	7					58 A	Oregon St.	4	3	109 N	A&M-Corpus Christi	10	2
5 H	UCLA	0	10					58 A	Oregon St.	1	0	109 N	A&M-Corpus Christi	5	2
5 H	UCLA	1	10					61 N	Syracuse	7	3	118 A	UC Davis	6	2
6 N	Florida	2	0					83 N	McNeese St.	9	0	118 H	UC Davis	17	0
10 A	Arizona	2	10									139 H	Nevada	10	2
10 A	Arizona	4	5									156 H	Pacific	6	0
10 A	Arizona	2	3									165 H	St. Mary's (CA)	3	2
13 H	California	0	6									165 H	St. Mary's (CA)	8	0
13 H	California	5	1									168 A	Cal St. Fullerton	13	1
13 H	California	1	0									181 H	Sacramento St.	1	0
14 A	Hawaii	2	0									187 H	UC Riverside	9	1
14 A	Hawaii	5	11									193 N	Indiana	4	0
15 H	Arizona St.	0	3									209 H	Cal St. Bakersfield	12	0
15 H	Arizona St.	8	0									209 H	Cal St. Bakersfield	2	1
15 H	Arizona St.	2	3									212 H	UC Santa Barbara	7	0
17 N	Tennessee	8	7									242 H	Princeton	7	0
20 H	Illinois	8	0									249 H	Santa Clara	8	0
24 N	North Carolina	0	3									249 H	Santa Clara	7	0
				LAST 10 GAMES											
25 H	Oregon	7	3	25 H	Oregon	7	3	2	A Washington	0	8				
25 H	Oregon	9	4	25 H	Oregon	5	1	249 H	Santa Clara	7	0				
25 H	Oregon	5	1	25 H	Oregon	9	4	15	H Arizona St.	2	3				
				2	A Washington	0	1	15	H Arizona St.	8	0				
				2	A Washington	1	2	15	H Arizona St.	0	3				

Non-Div. I Games:

Stanford

Average RPI Win:		116	WON-LOST RECORD		WINNING PCT. RANK		LAST 10 GAMES		STRENGTH OF SCHEDULE		OPP. STRENGTH OF SCHEDULE		TEAM RPI		ADJ RPI		CONF. RPI		ADJ CONF. RPI					
DIV. I ONLY			43-6-0		.87755		3		9-1-0		82		39		18		.63184		20		6		6	
DIV. I NON-CONF.			27-4-0		.87097		9		0-1-0		83		39		16		.63084		17		6		5	
TOTALS		RPI 1-25		RPI 26-50				W-L RECORDS				RPI 51-100				RPI 101-150				RPI 150+				
43-6-0		1-4-0		6-2-0				OVERALL				14-0-0				6-0-0				16-0-0				
12-1-0		0-0-0		2-1-0				HOME				5-0-0				0-0-0				5-0-0				
13-3-0		0-3-0		1-0-0				AWAY				5-0-0				2-0-0				5-0-0				
18-2-0		1-1-0		3-1-0				NEUTRAL				4-0-0				4-0-0				6-0-0				
27-4-0		1-3-0		5-1-0				NON-CONFERENCE				6-0-0				4-0-0				11-0-0				
4-0-0		0-0-0		1-0-0				HOME				1-0-0				0-0-0				2-0-0				
5-2-0		0-2-0		1-0-				AWAY				1-0-0				0-0-0				3-0-0				
18-2-0		1-1-0		3-1-0				NEUTRAL				4-0-0				4-0-0				6-0-0				
16-2-0		0-1-0		1-1-0				CONFERENCE				8-0-0				2-0-0				5-0-0				
8-1-0		0-0-0		1-1-0				HOME				4-0-0				0-0-0				3-0-0				
8-1-0		0-1-0		0-0-0				AWAY				4-0-0				2-0-0				2-0-0				
0-0-0		0-0-0		0-0-0				NEUTRAL				0-0-0				0-0-0				0-0-0				
RPI	S	Opponent		Score		RPI	S	Opponent		Score		RPI	S	Opponent		Score		RPI	S	Opponent		Score		
3	A	Michigan		1	7	26	N	San Diego St.		3	5	51	H	Southern Ill.		9	1	103	N	Long Beach St.		14	4	
18	N	Oklahoma St.		3	7	27	H	Ohio St.		3	2	52	A	Northwestern		8	4	111	N	Fla. Gulf Coast		6	1	
19	A	Stanford		0	8	27	H	Ohio St.		2	10	52	A	Northwestern		13	1	132	N	Loyola Marymount		8	0	
21	N	Florida St.		4	3	41	N	Fresno St.		5	0	53	A	UNLV		8	0	139	N	Nevada		7	4	
23	A	DePaul		2	3	42	N	Radford		10	0	61	N	Syracuse		7	3	146	A	Michigan St.		5	0	
						43	A	Illinois St.		5	1	69	N	Virginia Tech		10	5	146	A	Michigan St.		11	1	
						43	H	Illinois St.		8	7	71	N	Fla. Atlantic		9	0	154	H	Eastern Ill.		8	0	
						47	N	Arkansas		7	4	72	A	Penn St.		4	0	157	A	Loyola (IL)		11	3	
												72	A	Penn St.		3	2	157	A	Loyola (IL)		10	2	
												74	H	Iowa		6	4	168	H	Wisconsin		6	0	
												74	H	Iowa		10	6	181	N	Sacramento St.		7	1	
												76	H	Purdue		8	0	187	N	UC Riverside		8	0	
												76	H	Purdue		5	0	188	N	New Mexico		7	0	
												87	N	Kent St.		10	0	193	A	Indiana		5	4	
																		193	A	Indiana		9	0	
																		196	H	Minnesota		8	3	
																		196	H	Minnesota		10	0	
																		200	N	Bradley		5	1	
																		209	N	Cal St. Bakersfield		3	2	
																		213	A	Mississippi Val.		12	2	
																		215	H	Indiana St.		5	1	
																		216	N	Dartmouth		16	1	
						LAST 10 GAMES																		
						196	H	Minnesota		10	0	74	H	Iowa		10	6							
						196	H	Minnesota		8	3	74	H	Iowa		6	4							
						76	H	Purdue		8	0	146	A	Michigan St.		5	0							
						76	H	Purdue		5	0	146	A	Michigan St.		11	1							
						23	A	DePaul		2	3	193	A	Indiana		9	0							

Non-Div. I Games:

Illinois

Average RPI Win:		110	WON-LOST		WINNING		LAST 10		STRENGTH OF		OPP. STRENGTH		TEAM	ADJ		CONF.	ADJ CONF.	
Average RPI Loss:		35	RECORD		PCT. RANK		GAMES		SCHEDULE		OF SCHEDULE		RPI	RPI		RPI	RPI	
DIV. I ONLY			43-16-0		.72881		29		6-4-0		37		34		22		.62413	
DIV. I NON-CONF.			29-6-0		.82857		15		1-0-0		51		94		18		.62549	
TOTALS		RPI 1-25		RPI 26-50		W-L RECORDS		RPI 51-100		RPI 101-150		RPI 150+						
43-16-0		3-8-0		10-4-0		OVERALL		10-3-0		7-1-0		13-0-0						
18-9-0		2-6-0		2-1-0		HOME		2-1-0		4-1-0		8-0-0						
12-4-0		1-0-0		5-2-0		AWAY		5-2-0		0-0-0		1-0-0						
13-3-0		0-2-0		3-1-0		NEUTRAL		3-0-0		3-0-0		4-0-0						
29-6-0		1-3-0		5-2-0		NON-CONFERENCE		6-0-0		4-1-0		13-0-0						
11-4-0		0-2-0		2-1-0		HOME		0-0-0		1-1-0		8-0-0						
6-0-0		1-0-0		1-0-		AWAY		3-0-0		0-0-0		1-0-0						
12-2-0		0-1-0		2-1-0		NEUTRAL		3-0-0		3-0-0		4-0-0						
14-10-0		2-5-0		5-2-0		CONFERENCE		4-3-0		3-0-0		0-0-0						
7-5-0		2-4-0		0-0-0		HOME		2-1-0		3-0-0		0-0-0						
6-4-0		0-0-0		4-2-0		AWAY		2-2-0		0-0-0		0-0-0						
1-1-0		0-1-0		1-0-0		NEUTRAL		0-0-0		0-0-0		0-0-0						
RPI	S	Opponent		Score		RPI	S	Opponent		Score		RPI	S	Opponent		Score		
4	H	Georgia Tech		2 5		30	N	Hofstra		8 0		51	N	Southern Ill.		9 1		
4	H	Georgia Tech		6 2		32	A	Virginia		2 1		60	H	North Carolina St.		5 0		
4	H	Georgia Tech		1 14		32	A	Virginia		9 6		60	H	North Carolina St.		1 3		
4	N	Georgia Tech		4 8		32	A	Virginia		1 2		60	H	North Carolina St.		4 2		
6	H	Florida		4 8		34	A	UCF		6 1		61	N	Syracuse		3 0		
6	H	Florida		2 9		36	H	Auburn		0 1		69	A	Virginia Tech		5 3		
12	A	Georgia		4 3		44	N	Texas Tech		1 2		69	A	Virginia Tech		3 1		
20	N	Illinois		3 4		45	A	Maryland		2 6		69	A	Virginia Tech		7 8		
24	H	North Carolina		2 1		45	A	Maryland		3 2		69	A	Virginia Tech		4 5		
24	H	North Carolina		0 5		45	A	Maryland		2 0		71	A	Fla. Atlantic		6 3		
24	H	North Carolina		4 5		45	N	Maryland		3 0		87	N	Kent St.		6 0		
						46	H	FIU		7 2		98	A	South Ala.		2 0		
						46	H	FIU		8 3		100	A	Jacksonville		8 0		
						50	N	Long Island		6 0								
LAST 10 GAMES																		
						4	N	Georgia Tech		4 8		32	A	Virginia		1 2		
						69	A	Virginia Tech		5 3		4	H	Georgia Tech		2 5		
						45	N	Maryland		3 0		4	H	Georgia Tech		6 2		
						32	A	Virginia		2 1		4	H	Georgia Tech		1 14		
						32	A	Virginia		9 6		98	A	South Ala.		2 0		

Non-Div. I Games:

Florida St.

Average RPI Win:	125	WON-LOST RECORD	WINNING PCT. RANK	LAST 10 GAMES	STRENGTH OF SCHEDULE	OPP. STRENGTH OF SCHEDULE	TEAM RPI	ADJ RPI	CONF. RPI	ADJ CONF. RPI		
DIV. I ONLY		42-8-1	.83333	7	9-1-0	61	73	20	.62076	22	17	17
DIV. I NON-CONF.		21-7-0	.75	31	1-0-0	73	19	28	.59532	29	17	17
<hr/>												
TOTALS	RPI 1-25	RPI 26-50		W-L RECORDS		RPI 51-100		RPI 101-150		RPI 150+		
42-8-1	0-2-0	7-3-0		OVERALL		14-2-0		3-1-0		18-0-1		
17-1-0	0-0-0	2-1-0		HOME		7-0-0		1-0-0		7-0-0		
13-1-1	0-0-0	3-1-0		AWAY		2-0-0		1-0-0		7-0-1		
12-6-0	0-2-0	2-1-0		NEUTRAL		5-2-0		1-1-0		4-0-0		
21-7-0	0-2-0	3-2-0		NON-CONFERENCE		8-2-0		3-1-0		7-0-0		
3-0-0	0-0-0	0-0-0		HOME		1-0-0		1-0-0		1-0-0		
6-1-0	0-0-0	1-0-		AWAY		2-0-0		1-0-0		2-0-0		
12-6-0	0-2-0	2-1-0		NEUTRAL		5-2-0		1-1-0		4-0-0		
21-1-1	0-0-0	4-1-0		CONFERENCE		6-0-0		0-0-0		11-0-1		
14-1-0	0-0-0	2-1-0		HOME		6-0-0		0-0-0		6-0-0		
7-0-1	0-0-0	2-0-0		AWAY		0-0-0		0-0-0		5-0-1		
0-0-0	0-0-0	0-0-0		NEUTRAL		0-0-0		0-0-0		0-0-0		
RPI	S	Opponent	Score	RPI	S	Opponent	Score	RPI	S	Opponent	Score	
9	N	Missouri	1 2	26	A	San Diego St.	1 2	51	N	Southern Ill.	2 12	
16	N	Texas A&M	0 1	28	A	Fordham	2 0	58	N	Oregon St.	6 1	
				28	A	Fordham	3 2	60	N	North Carolina St.	1 3	
				28	H	Fordham	8 3	60	N	North Carolina St.	1 0	
				28	H	Fordham	3 0	62	H	Charlotte	5 1	
				28	H	Fordham	5 7	62	H	Charlotte	9 4	
				29	N	La.-Lafayette	0 14	62	H	Charlotte	3 0	
				43	N	Illinois St.	1 0	68	N	Chattanooga	3 0	
				46	A	FIU	5 3	69	N	Virginia Tech	3 0	
				48	N	Mississippi St.	7 6	73	A	Boston U.	7 5	
								73	H	Boston U.	3 0	
								84	A	South Fla.	6 5	
								90	N	Kansas	7 6	
								96	H	St. Joseph's	5 0	
								96	H	St. Joseph's	8 0	
								96	H	St. Joseph's	3 0	
				LAST 10 GAMES								
				28	H	Fordham	8 3	96	H	St. Joseph's	8 0	
				28	H	Fordham	3 0	96	H	St. Joseph's	5 0	
				62	H	Charlotte	9 4	206	H	Temple	5 0	
				28	H	Fordham	5 7	206	H	Temple	9 0	
				96	H	St. Joseph's	3 0	133	H	Boston College	3 1	

Non-Div. I Games:

Massachusetts

[illegible]

Non-Div. I Games:

DePaul

Average RPI Win:		97	WON-LOST RECORD		WINNING PCT. RANK	LAST 10 GAMES	STRENGTH OF SCHEDULE		OPP. STRENGTH OF SCHEDULE	TEAM RPI	ADJ RPI	CONF. RPI	ADJ CONF. RPI				
DIV. I ONLY			40-18-0		.68966	43	6-4-0		36	21	26	.61674	24	4	4		
DIV. I NON-CONF.			28-7-0		.8	24	2-1-0		50	31	20	.62278	20	4	4		
TOTALS		RPI 1-25		RPI 26-50		W-L RECORDS		RPI 51-100		RPI 101-150		RPI 150+					
40-18-0		6-8-0		3-5-0		OVERALL		11-4-0		13-0-0		7-1-0					
18-8-0		1-2-0		2-3-0		HOME		3-2-0		8-0-0		4-1-0					
14-7-0		2-3-0		1-2-0		AWAY		6-2-0		4-0-0		1-0-0					
8-3-0		3-3-0		0-0-0		NEUTRAL		2-0-0		1-0-0		2-0-0					
28-7-0		3-4-0		1-1-0		NON-CONFERENCE		7-1-0		10-0-0		7-1-0					
15-2-0		0-0-0		1-1-0		HOME		2-0-0		8-0-0		4-1-0					
6-3-0		0-2-0		0-0-		AWAY		4-1-0		1-0-0		1-0-0					
7-2-0		3-2-0		0-0-0		NEUTRAL		1-0-0		1-0-0		2-0-0					
12-11-0		3-4-0		2-4-0		CONFERENCE		4-3-0		3-0-0		0-0-0					
3-6-0		1-2-0		1-2-0		HOME		1-2-0		0-0-0		0-0-0					
8-4-0		2-1-0		1-2-0		AWAY		2-1-0		3-0-0		0-0-0					
1-1-0		0-1-0		0-0-0		NEUTRAL		1-0-0		0-0-0		0-0-0					
RPI	S	Opponent		Score		RPI	S	Opponent		Score		RPI	S	Opponent		Score	
4	H	Georgia Tech		0	5	32	A	Virginia		8	0	52	N	Northwestern		3	1
4	H	Georgia Tech		8	3	32	A	Virginia		1	3	56	A	Longwood		3	2
4	H	Georgia Tech		1	16	32	A	Virginia		4	5	56	A	Longwood		8	0
4	N	Georgia Tech		0	8	42	H	Radford		4	5	60	H	North Carolina St.		3	2
5	A	UCLA		0	1	42	H	Radford		3	1	60	H	North Carolina St.		1	5
8	N	LSU		1	0	45	H	Maryland		4	0	60	H	North Carolina St.		2	3
8	N	LSU		3	6	45	H	Maryland		1	2	60	N	North Carolina St.		7	1
11	A	Texas		0	1	45	H	Maryland		2	5	62	A	Charlotte		6	1
19	N	Stanford		3	0							62	A	Charlotte		9	4
21	A	Florida St.		1	2							69	A	Virginia Tech		0	4
21	A	Florida St.		5	0							69	A	Virginia Tech		1	0
21	A	Florida St.		5	4							69	A	Virginia Tech		8	0
23	N	DePaul		4	1							85	A	Elon		0	1
23	N	DePaul		1	4							96	H	St. Joseph's		6	3
												96	H	St. Joseph's		8	0

Non-Div. I Games:

North Carolina

Average RPI Win:		122	WON-LOST RECORD		WINNING PCT. RANK		LAST 10 GAMES		STRENGTH OF SCHEDULE		OPP. STRENGTH OF SCHEDULE		TEAM RPI		ADJ RPI		CONF. RPI		ADJ CONF. RPI					
DIV. I ONLY			33-19-0		.63462		59		2-8-0		23		33		30		.61278		25		1		1	
DIV. I NON-CONF.			25-6-0		.80645		22		1-1-0		135		158		36		.58478		36		1		1	
TOTALS		RPI 1-25		RPI 26-50		W-L RECORDS		RPI 51-100		RPI 101-150		RPI 150+												
33-19-0		8-12-0		2-4-0		OVERALL		4-1-0		4-0-0		15-2-0												
14-5-0		5-4-0		0-0-0		HOME		0-0-0		0-0-0		9-1-0												
5-10-0		1-8-0		0-1-0		AWAY		2-1-0		0-0-0		2-0-0												
14-4-0		2-0-0		2-3-0		NEUTRAL		2-0-0		4-0-0		4-1-0												
25-6-0		2-0-0		2-4-0		NON-CONFERENCE		2-0-0		4-0-0		15-2-0												
9-1-0		0-0-0		0-0-0		HOME		0-0-0		0-0-0		9-1-0												
2-1-0		0-0-0		0-0-		AWAY		0-0-0		0-0-0		2-0-0												
14-4-0		2-0-0		2-3-0		NEUTRAL		2-0-0		4-0-0		4-1-0												
8-13-0		6-12-0		0-0-0		CONFERENCE		2-1-0		0-0-0		0-0-0												
5-4-0		5-4-0		0-0-0		HOME		0-0-0		0-0-0		0-0-0												
3-9-0		1-8-0		0-0-0		AWAY		2-1-0		0-0-0		0-0-0												
0-0-0		0-0-0		0-0-0		NEUTRAL		0-0-0		0-0-0		0-0-0												
RPI	S	Opponent		Score		RPI	S	Opponent		Score		RPI	S	Opponent		Score								
2	H	Washington		4 0		26	A	San Diego St.		2 5		58	A	Oregon St.		8 3								
2	H	Washington		0 1		26	N	San Diego St.		3 4		58	A	Oregon St.		6 7								
2	H	Washington		2 9		33	N	BYU		0 5		58	A	Oregon St.		6 5								
5	A	UCLA		4 11		38	N	Notre Dame		4 1		70	N	Creighton		8 2								
5	A	UCLA		2 10		44	N	Texas Tech		3 4		86	N	Cal St. Northridge		3 2								
5	A	UCLA		2 10		50	N	Long Island		3 1														
10	H	Arizona		3 8																				
10	H	Arizona		0 11																				
10	H	Arizona		2 1																				
13	H	California		7 6																				
13	H	California		8 6																				
13	H	California		1 0																				
14	N	Hawaii		4 3																				
15	A	Arizona St.		0 3																				
15	A	Arizona St.		3 10																				
15	A	Arizona St.		7 4																				
16	N	Texas A&M		4 0																				
19	A	Stanford		4 9																				
19	A	Stanford		1 5																				
19	A	Stanford		3 7																				
LAST 10 GAMES																								
19	A	Stanford		3 7		10	H	Arizona		3 8														
19	A	Stanford		1 5		161	H	Portland St.		1 4														
19	A	Stanford		4 9		161	H	Portland St.		5 4														
10	H	Arizona		0 11		5	A	UCLA		2 10														
10	H	Arizona		2 1		5	A	UCLA		2 10														

Non-Div. I Games:

Oregon

Average RPI Win:	108	WON-LOST RECORD	WINNING PCT. RANK	LAST 10 GAMES	STRENGTH OF SCHEDULE	OPP. STRENGTH OF SCHEDULE	TEAM RPI	ADJ RPI	CONF. RPI	ADJ CONF. RPI				
DIV. I ONLY		33-14-0	.70213	37	7-3-0	41	45	29	.61082	26	7	7		
DIV. I NON-CONF.		22-10-0	.6875	42	0-0-0	31	23	26	.60534	26	8	8		
<hr/>														
TOTALS	RPI 1-25	RPI 26-50		W-L RECORDS		RPI 51-100		RPI 101-150		RPI 150+				
33-14-0	4-5-0	4-3-0		OVERALL		10-4-0		4-1-0		11-1-0				
19-5-0	2-2-0	1-1-0		HOME		7-2-0		3-0-0		6-0-0				
6-4-0	0-0-0	1-1-0		AWAY		1-1-0		1-1-0		3-1-0				
8-5-0	2-3-0	2-1-0		NEUTRAL		2-1-0		0-0-0		2-0-0				
22-10-0	4-5-0	3-1-0		NON-CONFERENCE		5-3-0		2-0-0		8-1-0				
12-4-0	2-2-0	1-0-0		HOME		3-2-0		1-0-0		5-0-0				
2-1-0	0-0-0	0-0-		AWAY		0-0-0		1-0-0		1-1-0				
8-5-0	2-3-0	2-1-0		NEUTRAL		2-1-0		0-0-0		2-0-0				
11-4-0	0-0-0	1-2-0		CONFERENCE		5-1-0		2-1-0		3-0-0				
7-1-0	0-0-0	0-1-0		HOME		4-0-0		2-0-0		1-0-0				
4-3-0	0-0-0	1-1-0		AWAY		1-1-0		0-1-0		2-0-0				
0-0-0	0-0-0	0-0-0		NEUTRAL		0-0-0		0-0-0		0-0-0				
RPI	S	Opponent	Score		RPI	S	Opponent	Score		RPI	S	Opponent	Score	
2	H	Washington	0	5	28	N	Fordham	3	1	53	A	UNLV	4	0
7	N	Oklahoma	0	4	33	A	BYU	0	4	53	H	UNLV	3	0
13	N	California	4	5	33	A	BYU	9	4	53	H	UNLV	3	0
16	H	Texas A&M	0	4	33	H	BYU	1	2	58	H	Oregon St.	4	1
16	N	Texas A&M	6	7	37	N	Kentucky	4	0	59	N	Baylor	0	11
20	N	Illinois	5	3	41	H	Fresno St.	8	0	70	N	Creighton	5	3
22	H	Massachusetts	2	1	44	N	Texas Tech	1	6	72	H	Penn St.	1	3
25	H	Oregon	5	2						75	H	UTEP	1	0
25	N	Oregon	4	3						76	N	Purdue	7	6
										86	H	Cal St. Northridge	4	5
										90	H	Kansas	10	2
										92	A	Colorado St.	2	8
										92	H	Colorado St.	8	0
										92	H	Colorado St.	6	1
						</								

Non-Div. I Games:

San Diego St.

Average RPI Win: 118		WON-LOST RECORD		WINNING PCT. RANK		LAST 10 GAMES		STRENGTH OF SCHEDULE		OPP. STRENGTH OF SCHEDULE		TEAM RPI		ADJ RPI		CONF. RPI		ADJ CONF. RPI					
DIV. I ONLY		37-12-0		.7551		23		9-1-0		59		31		24		.61024		27		6		6	
DIV. I NON-CONF.		21-10-0		.67742		47		0-0-0		55		15		35		.58845		34		6		5	
TOTALS		RPI 1-25		RPI 26-50		W-L RECORDS		RPI 51-100		RPI 101-150		RPI 150+											
37-12-0		3-6-0		2-4-0		OVERALL		13-1-0		4-1-0		15-0-0											
14-1-0		1-1-0		0-0-0		HOME		2-0-0		1-0-0		10-0-0											
10-2-0		1-1-0		0-1-0		AWAY		6-0-0		2-0-0		1-0-0											
13-9-0		1-4-0		2-3-0		NEUTRAL		5-1-0		1-1-0		4-0-0											
21-10-0		1-4-0		2-4-0		NON-CONFERENCE		7-1-0		2-1-0		9-0-0											
5-0-0		0-0-0		0-0-0		HOME		0-0-0		1-0-0		4-0-0											
3-1-0		0-0-0		0-0-		AWAY		2-0-0		0-0-0		1-0-0											
13-9-0		1-4-0		2-3-0		NEUTRAL		5-1-0		1-1-0		4-0-0											
16-2-0		2-2-0		0-0-0		CONFERENCE		6-0-0		2-0-0		6-0-0											
9-1-0		1-1-0		0-0-0		HOME		2-0-0		0-0-0		6-0-0											
7-1-0		1-1-0		0-0-0		AWAY		4-0-0		2-0-0		0-0-0											
0-0-0		0-0-0		0-0-0		NEUTRAL		0-0-0		0-0-0		0-0-0											
RPI	S	Opponent		Score		RPI	S	Opponent		Score		RPI	S	Opponent		Score							
1	N	Alabama		3	5	31	N	Louisville		2	0	52	H	Northwestern		9	6						
1	N	Alabama		4	5	34	A	UCF		0	3	52	H	Northwestern		16	0						
1	N	Alabama		1	7	38	N	Notre Dame		5	12	58	N	Oregon St.		8	7						
3	H	Michigan		5	3	41	N	Fresno St.		4	1	59	N	Baylor		4	3						
3	H	Michigan		3	4	49	N	Houston		0	1	61	N	Syracuse		3	11						
5	N	UCLA		7	0	50	N	Long Island		3	4	71	N	Fla. Atlantic		4	0						
17	N	Tennessee		0	3							72	A	Penn St.		3	1						
20	A	Illinois		10	2							72	A	Penn St.		5	0						
20	A	Illinois		2	3							74	A	Iowa		4	3						
												74	A	Iowa		6	5						
												77	A	Stetson		10	4						
												82	N	Cornell		18	0						
												84	A	South Fla.		1	0						
												90	N	Kansas		4	2						

Non-Div. I Games:

Ohio St.

Average RPI Win: 153		WON-LOST	WINNING	LAST 10	STRENGTH OF		OPP. STRENGTH	TEAM	ADJ	CONF.	ADJ CONF.					
Average RPI Loss: 44		RECORD	PCT. RANK	GAMES	SCHEDULE		OF SCHEDULE	RPI	RPI	RPI	RPI					
DIV. I ONLY		47-10-0	.82456	8	8-2-0		87	109	27	.60861	28	17	17			
DIV. I NON-CONF.		29-6-0	.82857	15	2-0-0		98	105	23	.61107	23	17	17			
TOTALS		RPI 1-25	RPI 26-50		W-L RECORDS		RPI 51-100		RPI 101-150		RPI 150+					
47-10-0		3-5-0	2-1-0		OVERALL		6-3-0		11-1-0		25-0-0					
16-2-0		0-2-0	0-0-0		HOME		2-0-0		1-0-0		13-0-0					
16-2-0		2-2-0	1-0-0		AWAY		0-0-0		2-0-0		11-0-0					
15-6-0		1-1-0	1-1-0		NEUTRAL		4-3-0		8-1-0		1-0-0					
29-6-0		2-1-0	2-1-0		NON-CONFERENCE		3-3-0		11-1-0		11-0-0					
8-0-0		0-0-0	0-0-0		HOME		0-0-0		1-0-0		7-0-0					
7-0-0		1-0-0	1-0-		AWAY		0-0-0		2-0-0		3-0-0					
14-6-0		1-1-0	1-1-0		NEUTRAL		3-3-0		8-1-0		1-0-0					
18-4-0		1-4-0	0-0-0		CONFERENCE		3-0-0		0-0-0		14-0-0					
8-2-0		0-2-0	0-0-0		HOME		2-0-0		0-0-0		6-0-0					
9-2-0		1-2-0	0-0-0		AWAY		0-0-0		0-0-0		8-0-0					
1-0-0		0-0-0	0-0-0		NEUTRAL		1-0-0		0-0-0		0-0-0					
RPI	S	Opponent	Score		RPI	S	Opponent	Score		RPI	S	Opponent	Score			
4	A	Georgia Tech	2	1	26	N	San Diego St.	1	3	53	N	UNLV	4	0		
13	N	California	2	5	30	A	Hofstra	1	0	55	N	Ball St.	1	11		
16	N	Texas A&M	4	0	46	N	FIU	1	0	56	N	Longwood	0	4		
22	A	Massachusetts	0	3						58	N	Oregon St.	3	2		
22	A	Massachusetts	3	8						62	H	Charlotte	8	0		
22	A	Massachusetts	7	5						62	H	Charlotte	1	0		
22	H	Massachusetts	2	3						62	N	Charlotte	1	0		
22	H	Massachusetts	0	2						66	N	Georgia St.	0	1		
										66	N	Georgia St.	5	1		
												103	N	Memphis	2	1
												111	N	Fla. Gulf Coast	6	5
												111	N	Winthrop	2	1
												116	A	James Madison	7	0
												116	A	James Madison	16	2
												119	N	Central Mich.	8	4
												124	H	St. John's (NY)	3	0
												137	N	Morehead St.	10	0
												137	N	Morehead St.	4	0
												138	N	Pittsburgh	5	1
												138	N	Pittsburgh	3	4
												141	N	Mercer	4	0
												152	H	St. Louis	5	2
												152	H	St. Louis	3	0
												179	H	Seton Hall	8	0
												179	H	Seton Hall	3	0
												180	A	Iona	6	0
												180	H	Iona	6	1
												191	N	Quinnipiac	6	1
												205	H	Manhattan	7	3
												205	H	Manhattan	7	0
												206	A	Temple	6	0
												206	A	Temple	7	0
												210	H	Rhode Island	8	1
												210	H	Rhode Island	3	0
												230	A	Dayton	10	3
												230	A	Dayton	11	0
LAST 10 GAMES				22	A	Massachusetts	3	8	231	H	St. Bonaventure	4	2			
				22	A	Massachusetts	0	3	180	H	Iona	6	1			
				22	A	Massachusetts	7	5	62	H	Charlotte	8	0			
				62	N	Charlotte	1	0	62	H	Charlotte	1	0			
				231	H	St. Bonaventure	9	0	180	A	Iona	6	0			

Non-Div. I Games:

Fordham

RPI	S	Opponent	Score	
231	H	St. Bonaventure	4	2
231	H	St. Bonaventure	9	0
232	A	George Washington	3	0
232	A	George Washington	9	0
233	A	La Salle	5	3
233	A	La Salle	10	2
255	H	Fairleigh Dickinson	8	0
255	H	Fairleigh Dickinson	5	1
279	A	St. Peter's	12	1
279	A	St. Peter's	21	1

Fordham

Average RPI Win:	94	WON-LOST RECORD	WINNING PCT. RANK	LAST 10 GAMES	STRENGTH OF SCHEDULE	OPP. STRENGTH OF SCHEDULE	TEAM RPI	ADJ RPI	CONF. RPI	ADJ CONF. RPI					
Average RPI Loss:	58														
DIV. I ONLY		42-16-0	.72414	30	9-1-0	51	29	28	.60555	29	8	8			
DIV. I NON-CONF.		19-11-0	.63333	72	0-0-0	28	6	33	.59396	30	7	7			
<hr/>															
TOTALS	RPI 1-25	RPI 26-50		W-L RECORDS		RPI 51-100		RPI 101-150		RPI 150+					
42-16-0	1-5-0	6-4-0		OVERALL		20-4-0		11-2-0		4-1-0					
19-2-0	0-0-0	2-0-0		HOME		12-1-0		2-1-0		3-0-0					
10-6-0	0-0-0	2-3-0		AWAY		3-1-0		5-1-0		0-1-0					
13-8-0	1-5-0	2-1-0		NEUTRAL		5-2-0		4-0-0		1-0-0					
19-11-0	1-5-0	5-2-0		NON-CONFERENCE		7-3-0		2-0-0		4-1-0					
8-1-0	0-0-0	2-0-0		HOME		3-1-0		0-0-0		3-0-0					
2-2-0	0-0-0	1-0-		AWAY		1-0-0		0-0-0		0-1-0					
9-8-0	1-5-0	2-1-0		NEUTRAL		3-2-0		2-0-0		1-0-0					
23-5-0	0-0-0	1-2-0		CONFERENCE		13-1-0		9-2-0		0-0-0					
11-1-0	0-0-0	0-0-0		HOME		9-0-0		2-1-0		0-0-0					
8-4-0	0-0-0	1-2-0		AWAY		2-1-0		5-1-0		0-0-0					
4-0-0	0-0-0	0-0-0		NEUTRAL		2-0-0		2-0-0		0-0-0					
<hr/>															
RPI	S	Opponent	Score	RPI	S	Opponent	Score	RPI	S	Opponent	Score	RPI	S	Opponent	Score
2	N	Washington	0 8	32	N	Virginia	4 10	57	H	North Texas	2 1	113	N	Southern Miss.	7 3
3	N	Michigan	0 6	41	N	Fresno St.	7 5	57	H	North Texas	2 0	115	A	Middle Tenn.	1 4
4	N	Georgia Tech	1 7	42	N	Radford	8 0	57	H	North Texas	9 0	115	A	Middle Tenn.	10 4
9	N	Missouri	6 11	46	A	FIU	9 5	61	H	Syracuse	10 4	115	A	Middle Tenn.	2 1
11	N	Texas	1 7	46	A	FIU	2 6	61	H	Syracuse	9 0	115	N	Middle Tenn.	3 1
22	N	Massachusetts	14 0	46	A	FIU	3 4	67	N	Iowa St.	4 1	117	H	La.-Monroe	1 2
				47	A	Arkansas	5 2	67	N	Iowa St.	6 5	117	H	La.-Monroe	9 1
				49	A	Houston	1 2	71	H	Fla. Atlantic	1 0	117	H	La.-Monroe	11 0
				49	H	Houston	6 0	71	H	Fla. Atlantic	6 4	117	N	La.-Monroe	6 1
				49	H	Houston	4 0	71	H	Fla. Atlantic	4 2	121	A	Western Ky.	6 2
								71	N	Fla. Atlantic	1 0	121	A	Western Ky.	8 1
								76	N	Purdue	7 6	121	A	Western Ky.	7 4
								76	N	Purdue	7 14	144	N	UTSA	3 1
								81	A	Troy	5 0	154	N	Eastern Ill.	11 0
								81	A	Troy	4 5	168	A	Cal St. Fullerton	6 9
								81	A	Troy	6 3	200	H	Bradley	9 0
								81	N	Troy	8 0	200	H	Bradley	8 0
								83	A	McNeese St.	11 1	271	H	Bryant	16 0
								83	H	McNeese St.	1 3				
								83	H	McNeese St.	9 1				
<hr/>															
LAST 10 GAMES															
81 N Troy 8 0															
117 N La.-Monroe 6 1															
71 N Fla. Atlantic 1 0															
115 N Middle Tenn. 3 1															
117 H La.-Monroe 1 2															

Non-Div. I Games:

La.-Lafayette

RPI	S	Opponent	Score	
89	N	Drake	1	2
98	H	South Ala.	4	3
98	H	South Ala.	9	0
98	H	South Ala.	2	1

117	H	La.-Monroe	11	0
117	H	La.-Monroe	9	1
57	H	North Texas	9	0
57	H	North Texas	2	1
57	H	North Texas	2	0

Average RPI Win:		141	WON-LOST RECORD		WINNING PCT. RANK		LAST 10 GAMES		STRENGTH OF SCHEDULE		OPP. STRENGTH OF SCHEDULE		TEAM RPI		ADJ RPI		CONF. RPI		ADJ CONF. RPI				
DIV. I ONLY			43-10-0		.81132 11		9-1-0		78		89		25		.6002 30		14		14				
DIV. I NON-CONF.			22-8-0		.73333 33		1-0-0		61		50		29		.59273 31		15		15				
TOTALS		RPI 1-25		RPI 26-50		W-L RECORDS		RPI 51-100		RPI 101-150		RPI 150+											
43-10-0		0-3-0		3-4-0		OVERALL		11-3-0		11-0-0		18-0-0											
19-3-0		0-0-0		0-2-0		HOME		3-1-0		2-0-0		14-0-0											
16-4-0		0-0-0		2-2-0		AWAY		5-2-0		6-0-0		3-0-0											
8-3-0		0-3-0		1-0-0		NEUTRAL		3-0-0		3-0-0		1-0-0											
22-8-0		0-3-0		3-4-0		NON-CONFERENCE		5-1-0		7-0-0		7-0-0											
8-3-0		0-0-0		0-2-0		HOME		1-1-0		1-0-0		6-0-0											
6-2-0		0-0-0		2-0-		AWAY		1-0-0		3-0-0		0-0-0											
8-3-0		0-3-0		1-0-0		NEUTRAL		3-0-0		3-0-0		1-0-0											
21-2-0		0-0-0		0-0-0		CONFERENCE		6-2-0		4-0-0		11-0-0											
11-0-0		0-0-0		0-0-0		HOME		2-0-0		1-0-0		8-0-0											
10-2-0		0-0-0		0-0-0		AWAY		4-2-0		3-0-0		3-0-0											
0-0-0		0-0-0		0-0-0		NEUTRAL		0-0-0		0-0-0		0-0-0											
RPI	S	Opponent		Score		RPI	S	Opponent		Score		RPI	S	Opponent		Score							
3	N	Michigan		3	4	28	H	Fordham		0	1	60	N	North Carolina St.		2	1	116	A	James Madison	7	0	
3	N	Michigan		1	3	31	A	Louisville		2	1	66	A	Georgia St.		5	1	116	A	James Madison	6	0	
21	N	Florida St.		0	8	45	A	Maryland		2	0	66	A	Georgia St.		0	1	116	A	James Madison	6	3	
						45	A	Maryland		2	10	66	A	Georgia St.		2	0	116	H	James Madison	8	1	
						48	N	Mississippi St.		2	1	66	H	Georgia St.		3	0	123	A	Rutgers	4	1	
						50	A	Long Island		5	8	69	N	Virginia Tech		3	2	123	A	Rutgers	2	1	
						50	H	Long Island		1	3	73	H	Boston U.		2	1	124	A	St. John's (NY)	6	2	
												73	H	Boston U.		4	9	124	H	St. John's (NY)	10	2	
												84	A	South Fla.		4	1	129	N	Wright St.	5	1	
												87	N	Kent St.		1	0	143	N	North Dakota St.	12	11	
												88	A	Towson		3	4	146	N	Michigan St.	2	1	
												88	A	Towson		7	4	174	H	Connecticut	3	0	
												88	A	Towson		2	0	174	H	Connecticut	5	1	
												88	H	Towson		7	3	178	A	Delaware	10	1	
																		178	A	Delaware	7	3	
																		178	A	Delaware	3	2	
																		180	H	Iona	6	0	
																		185	H	Drexel	12	2	
																		185	H	Drexel	2	1	
																		185	H	Drexel	4	3	
																		208	H	Fairfield	5	0	
																		213	N	Mississippi Val.	6	4	
																		223	H	George Mason	8	0	
																		223	H	George Mason	6	1	
																		223	H	George Mason	2	0	
																		242	H	Princeton	6	2	
																		250	H	UNC Wilmington	3	0	
LAST 10 GAMES																							
66 H Georgia St.						3 0						185 H Drexel						12 2					
116 H James Madison						8 1						180 H Iona						6 0					
88 H Towson						7 3						66 A Georgia St.						2 0					
185 H Drexel						4 3						66 A Georgia St.						5 1					
185 H Drexel						2 1						66 A Georgia St.						0 1					

RPI	S	Opponent	Score	
250	H	UNC Wilmington	8	0
269	H	Marist	8	0

Hofstra

H
o
f
s
t
r
a

H
o
f
s
t
r
a

[illegible]

Non-Div. I Games:

Louisville

Average RPI Win: 127		WON-LOST RECORD		WINNING PCT. RANK		LAST 10 GAMES		STRENGTH OF SCHEDULE		OPP. STRENGTH OF SCHEDULE		TEAM RPI		ADJ RPI		CONF. RPI		ADJ CONF. RPI	
DIV. I ONLY		33-21-0		.61111 70		7-3-0		24		53		36		.59881 32		4		4	
DIV. I NON-CONF.		20-13-0		.60606 86		2-0-0		14		140		39		.58221 38		4		4	
TOTALS		RPI 1-25		RPI 26-50		W-L RECORDS		RPI 51-100		RPI 101-150		RPI 150+							
33-21-0		5-11-0		5-3-0		OVERALL		8-6-0		4-1-0		11-0-0							
16-5-0		3-3-0		2-0-0		HOME		5-2-0		0-0-0		6-0-0							
11-9-0		0-5-0		2-0-0		AWAY		3-4-0		4-0-0		2-0-0							
6-7-0		2-3-0		1-3-0		NEUTRAL		0-0-0		0-1-0		3-0-0							
20-13-0		2-5-0		3-3-0		NON-CONFERENCE		3-4-0		1-1-0		11-0-0							
11-1-0		0-0-0		2-0-0		HOME		3-1-0		0-0-0		6-0-0							
3-5-0		0-2-0		0-0-		AWAY		0-3-0		1-0-0		2-0-0							
6-7-0		2-3-0		1-3-0		NEUTRAL		0-0-0		0-1-0		3-0-0							
13-8-0		3-6-0		2-0-0		CONFERENCE		5-2-0		3-0-0		0-0-0							
5-4-0		3-3-0		0-0-0		HOME		2-1-0		0-0-0		0-0-0							
8-4-0		0-3-0		2-0-0		AWAY		3-1-0		3-0-0		0-0-0							
0-0-0		0-0-0		0-0-0		NEUTRAL		0-0-0		0-0-0		0-0-0							
RPI	S	Opponent	Score		RPI	S	Opponent	Score		RPI	S	Opponent	Score		RPI	S	Opponent	Score	
3	N	Michigan	0	13	29	N	La.-Lafayette	10	4	56	A	Longwood	0	1	102	N	San Jose St.	4	8
3	N	Michigan	2	1	38	N	Notre Dame	0	9	56	A	Longwood	3	5	116	A	James Madison	5	4
4	A	Georgia Tech	0	8	38	N	Notre Dame	3	11	60	H	North Carolina St.	1	0	133	A	Boston College	4	2
4	A	Georgia Tech	3	5	41	N	Fresno St.	0	1	60	H	North Carolina St.	0	9	133	A	Boston College	6	4
4	A	Georgia Tech	2	5	42	H	Radford	5	2	60	H	North Carolina St.	4	1	133	A	Boston College	13	1
7	N	Oklahoma	0	2	42	H	Radford	4	2	69	A	Virginia Tech	8	3	232	N	George Washington	6	0
8	A	LSU	0	3	45	A	Maryland	5	3	69	A	Virginia Tech	0	1	232	N	George Washington	9	1
8	A	LSU	0	8	45	A	Maryland	3	1	69	A	Virginia Tech	5	0	234	H	Delaware St.	7	0
10	N	Arizona	2	1						69	A	Virginia Tech	4	3	234	H	Delaware St.	9	0
18	N	Oklahoma St.	2	5						78	H	Liberty	4	6	250	N	UNC Wilmington	9	0
21	H	Florida St.	6	9						78	H	Liberty	4	0	265	H	Columbia	8	0
21	H	Florida St.	1	2						85	A	Elon	8	10	265	H	Columbia	9	3
21	H	Florida St.	2	1						88	H	Towson	8	4	270	A	Hampton	5	3
24	H	North Carolina	5	4						88	H	Towson	5	3	270	A	Hampton	5	0
24	H	North Carolina	0	8											276	H	Norfolk St.	9	1
24	H	North Carolina	3	1											276	H	Norfolk St.	3	2
LAST 10 GAMES																			
		69	A	Virginia Tech	0	1				133	A	Boston College	6	4					
		21	H	Florida St.	1	2				133	A	Boston College	13	1					
		21	H	Florida St.	6	9				42	H	Radford	4	2					
		21	H	Florida St.	2	1				42	H	Radford	5	2					
		133	A	Boston College	4	2				60	H	North Carolina St.	1	0					

Non-Div. I Games:

Virginia

Average RPI Win:		152	WON-LOST RECORD		WINNING PCT. RANK		LAST 10 GAMES		STRENGTH OF SCHEDULE		OPP. STRENGTH OF SCHEDULE		TEAM RPI		ADJ RPI		CONF. RPI		ADJ CONF. RPI			
DIV. I ONLY			43-11-0		.7963 14		9-1-0		123		85		37		.59546 33		7		7			
DIV. I NON-CONF.			31-8-0		.79487 26		4-0-0		159		126		41		.58045 39		8		8			
TOTALS		RPI 1-25		RPI 26-50		W-L RECORDS		RPI 51-100		RPI 101-150		RPI 150+										
43-11-0		4-6-0		2-1-0		OVERALL		6-2-0		9-0-0		22-2-0										
10-1-0		0-0-0		1-1-0		HOME		2-0-0		2-0-0		5-0-0										
14-4-0		3-2-0		1-0-0		AWAY		2-2-0		1-0-0		7-0-0										
19-6-0		1-4-0		0-0-0		NEUTRAL		2-0-0		6-0-0		10-2-0										
31-8-0		4-6-0		0-0-0		NON-CONFERENCE		2-0-0		6-0-0		19-2-0										
3-0-0		0-0-0		0-0-0		HOME		0-0-0		0-0-0		3-0-0										
9-2-0		3-2-0		0-0-		AWAY		0-0-0		0-0-0		6-0-0										
19-6-0		1-4-0		0-0-0		NEUTRAL		2-0-0		6-0-0		10-2-0										
12-3-0		0-0-0		2-1-0		CONFERENCE		4-2-0		3-0-0		3-0-0										
7-1-0		0-0-0		1-1-0		HOME		2-0-0		2-0-0		2-0-0										
5-2-0		0-0-0		1-0-0		AWAY		2-2-0		1-0-0		1-0-0										
0-0-0		0-0-0		0-0-0		NEUTRAL		0-0-0		0-0-0		0-0-0										
RPI	S	Opponent		Score		RPI	S	Opponent		Score		RPI	S	Opponent		Score						
2	N	Washington		0	8	26	A	San Diego St.		2	1	53	A	UNLV		7	8	102	N	San Jose St.	9	5
4	N	Georgia Tech		9	10	26	H	San Diego St.		4	9	53	A	UNLV		14	8	108	N	Cal Poly	3	2
10	N	Arizona		0	8	26	H	San Diego St.		4	0	53	H	UNLV		7	3	120	A	Utah	7	2
15	A	Arizona St.		1	9							54	N	Nebraska		5	1	120	H	Utah	6	5
15	A	Arizona St.		6	11							63	N	Tulsa		7	5	120	H	Utah	4	1
16	A	Texas A&M		5	3							92	A	Colorado St.		6	2	132	N	Loyola Marymount	4	0
16	A	Texas A&M		5	4							92	A	Colorado St.		3	7	132	N	Loyola Marymount	11	0
18	N	Oklahoma St.		1	3							92	H	Colorado St.		12	4	142	N	Monmouth	9	6
19	A	Stanford		4	2													142	N	Monmouth	17	0
25	N	Oregon		5	0													151	N	Ill.-Chicago	3	1
																		156	N	Pacific	2	4
																		156	N	Pacific	3	1
																		168	A	Cal St. Fullerton	10	3
																		177	A	Utah St.	9	1
																		182	N	Maine	9	1
																		184	N	San Diego	11	3
																		188	A	New Mexico	10	5
																		188	H	New Mexico	6	1
																		188	H	New Mexico	11	6
																		209	N	Cal St. Bakersfield	10	12
																		212	N	UC Santa Barbara	5	0
																		212	N	UC Santa Barbara	13	3
																		235	N	Northern Colo.	9	0
																		249	N	Santa Clara	3	2
																		256	N	Seattle	3	2
																		259	A	Utah Valley	12	3
																		259	H	Utah Valley	11	0
																			</			

RPI	S	Opponent	Score	
267	A	Southern Utah	12	1
267	A	Southern Utah	9	0
267	A	Southern Utah	20	0
273	H	Idaho St.	11	5
273	H	Idaho St.	6	2
273	N	Idaho St.	10	6

BYU

B
Y
U

B
Y
U

Average RPI Win: 95		WON-LOST RECORD		WINNING PCT. RANK		LAST 10 GAMES		STRENGTH OF SCHEDULE		OPP. STRENGTH OF SCHEDULE		TEAM RPI		ADJ RPI		CONF. RPI		ADJ CONF. RPI	
Average RPI Loss: 62		35-21-0		.625 61		8-2-0		27		49		34		.59529 34		5		5	
DIV. I ONLY		17-13-0		.56667 101		1-0-0		17		46		44		.57503 42		5		6	
DIV. I NON-CONF.																			
TOTALS		RPI 1-25		RPI 26-50		W-L RECORDS		RPI 51-100		RPI 101-150		RPI 150+							
35-21-0		2-4-0		5-8-0		OVERALL		10-6-0		14-1-0		4-2-0							
19-13-0		0-2-0		4-3-0		HOME		5-5-0		6-1-0		4-2-0							
11-2-0		0-0-0		1-2-0		AWAY		3-0-0		7-0-0		0-0-0							
5-6-0		2-2-0		0-3-0		NEUTRAL		2-1-0		1-0-0		0-0-0							
17-13-0		2-4-0		1-2-0		NON-CONFERENCE		4-5-0		6-0-0		4-2-0							
13-8-0		0-2-0		1-0-0		HOME		3-4-0		5-0-0		4-2-0							
1-0-0		0-0-0		0-0-		AWAY		0-0-0		1-0-0		0-0-0							
3-5-0		2-2-0		0-2-0		NEUTRAL		1-1-0		0-0-0		0-0-0							
18-8-0		0-0-0		4-6-0		CONFERENCE		6-1-0		8-1-0		0-0-0							
6-5-0		0-0-0		3-3-0		HOME		2-1-0		1-1-0		0-0-0							
10-2-0		0-0-0		1-2-0		AWAY		3-0-0		6-0-0		0-0-0							
2-1-0		0-0-0		0-1-0		NEUTRAL		1-0-0		1-0-0		0-0-0							
RPI	S	Opponent		Score		RPI	S	Opponent		Score		RPI	S	Opponent		Score			
1	N	Alabama		3	2	27	H	Ohio St.		3	0	54	N	Nebraska		5	4		
4	N	Georgia Tech		0	1	35	H	East Carolina		0	2	63	H	Tulsa		2	1		
6	H	Florida		3	4	35	H	East Carolina		0	6	63	H	Tulsa		4	3		
12	N	Georgia		0	12	35	H	East Carolina		0	2	63	H	Tulsa		0	1		
17	N	Tennessee		6	3	35	N	East Carolina		1	3	68	N	Chattanooga		2	4		
21	H	Florida St.		1	6	39	A	UAB		4	3	75	A	UTEP		4	3		
						39	A	UAB		1	2	75	A	UTEP		7	5		
						39	A	UAB		2	5	75	A	UTEP		12	10		
						45	N	Maryland		2	3	75	N	UTEP		4	2		
						47	N	Arkansas		0	6	77	H	Stetson		1	7		
						49	H	Houston		5	1	81	H	Troy		0	1		
						49	H	Houston		2	1	82	H	Cornell		3	4		
						49	H	Houston		1	0	82	H	Cornell		7	2		
												89	H	Drake		0	5		
												97	H	Ga. Southern		4	3		
												100	H	Jacksonville		3	0		
						LAST 10 GAMES													
						35	N	East Carolina		1	3	75	A	UTEP		4	3		
						103	N	Memphis		3	1	100	H	Jacksonville		3	0		
						75	N	UTEP		4	2	63	H	Tulsa		2	1		
						75	A	UTEP		7	5	63	H	Tulsa		4	3		
						75	A	UTEP		12	10	63	H	Tulsa		0	1		

Non-Div. I Games:

UCF

Average RPI Win:	123	WON-LOST	WINNING	LAST 10	STRENGTH OF	OPP. STRENGTH	TEAM	ADJ	CONF.	ADJ CONF.				
Average RPI Loss:	38	RECORD	PCT. RANK	GAMES	SCHEDULE	OF SCHEDULE	RPI	RPI	RPI	RPI				
DIV. I ONLY		42-16-0	.72414	30	10-0-0	68	51	32	.59513	35	5	5		
DIV. I NON-CONF.		23-10-0	.69697	40	2-0-0	107	73	43	.56871	46	5	6		
<hr/>														
TOTALS	RPI 1-25	RPI 26-50		W-L RECORDS		RPI 51-100		RPI 101-150		RPI 150+				
42-16-0	0-7-0	8-6-0		OVERALL		10-1-0		13-2-0		11-0-0				
16-3-0	0-0-0	1-2-0		HOME		7-0-0		6-1-0		2-0-0				
19-7-0	0-4-0	6-3-0		AWAY		3-0-0		5-0-0		5-0-0				
7-6-0	0-3-0	1-1-0		NEUTRAL		0-1-0		2-1-0		4-0-0				
<hr/>														
23-10-0	0-7-0	1-2-0		NON-CONFERENCE		7-1-0		4-0-0		11-0-0				
7-0-0	0-0-0	0-0-0		HOME		4-0-0		1-0-0		2-0-0				
11-5-0	0-4-0	1-0-		AWAY		3-0-0		2-0-0		5-0-0				
5-5-0	0-3-0	0-1-0		NEUTRAL		0-1-0		1-0-0		4-0-0				
<hr/>														
19-6-0	0-0-0	7-4-0		CONFERENCE		3-0-0		9-2-0		0-0-0				
9-3-0	0-0-0	1-2-0		HOME		3-0-0		5-1-0		0-0-0				
8-2-0	0-0-0	5-2-0		AWAY		0-0-0		3-0-0		0-0-0				
2-1-0	0-0-0	1-0-0		NEUTRAL		0-0-0		1-1-0		0-0-0				
<hr/>														
RPI	S	Opponent	Score		RPI	S	Opponent	Score		RPI	S	Opponent	Score	
2	N	Washington	0	6	34	A	UCF	6	0	60	A	North Carolina St.	7	0
4	N	Georgia Tech	0	3	34	A	UCF	2	0	60	A	North Carolina St.	1	0
6	A	Florida	3	4	34	A	UCF	2	0	72	H	Penn St.	2	0
6	A	Florida	0	1	34	N	UCF	3	1	75	H	UTEP	1	0
6	N	Florida	3	4	39	H	UAB	0	2	75	H	UTEP	1	0
14	A	Hawaii	0	10	39	H	UAB	2	0	75	H	UTEP	4	1
14	A	Hawaii	4	6	39	H	UAB	0	5	84	A	South Fla.	5	1
					41	A	Fresno St.	0	1	85	H	Elon	8	0
					41	A	Fresno St.	3	2	85	H	Elon	1	0
					49	A	Houston	2	4	88	H	Towson	2	0
					49	A	Houston	4	0	90	N	Kansas	1	3
					49	A	Houston	1	0					
					49	A	Houston	3	4					
					50	N	Long Island	1	2					
<hr/>														
LAST 10 GAMES														
34 N UCF					3 1					103 A Memphis 3 0				
49 A Houston					4 0					85 H Elon 8 0				
113 N Southern Miss.					8 0					85 H Elon 1 0				
103 A Memphis					1 0					113 H Southern Miss. 5 0				
103 A Memphis					8 0					113 H Southern Miss. 1 0				
<hr/>														

Non-Div. I Games:

East Carolina

Average RPI Win: 96		WON-LOST RECORD	WINNING PCT. RANK	LAST 10 GAMES	STRENGTH OF SCHEDULE	OPP. STRENGTH OF SCHEDULE	TEAM RPI	ADJ RPI	CONF. RPI	ADJ CONF. RPI					
Average RPI Loss: 24															
DIV. I ONLY		30-24-0	.55556	98	7-3-0	16	9	39	.59444	36	2	2			
DIV. I NON-CONF.		19-6-0	.76	30	2-0-0	42	54	22	.60853	24	2	2			
<hr/>															
TOTALS		RPI 1-25	RPI 26-50		W-L RECORDS		RPI 51-100		RPI 101-150		RPI 150+				
30-24-0		2-16-0	7-4-0		OVERALL		7-4-0		8-0-0		6-0-0				
17-8-0		1-5-0	5-3-0		HOME		3-0-0		3-0-0		5-0-0				
7-11-0		1-9-0	0-0-0		AWAY		2-2-0		4-0-0		0-0-0				
6-5-0		0-2-0	2-1-0		NEUTRAL		2-2-0		1-0-0		1-0-0				
19-6-0		1-2-0	2-1-0		NON-CONFERENCE		5-3-0		5-0-0		6-0-0				
11-0-0		0-0-0	0-0-0		HOME		3-0-0		3-0-0		5-0-0				
2-2-0		1-1-0	0-0-		AWAY		0-1-0		1-0-0		0-0-0				
6-4-0		0-1-0	2-1-0		NEUTRAL		2-2-0		1-0-0		1-0-0				
11-18-0		1-14-0	5-3-0		CONFERENCE		2-1-0		3-0-0		0-0-0				
6-8-0		1-5-0	5-3-0		HOME		0-0-0		0-0-0		0-0-0				
5-9-0		0-8-0	0-0-0		AWAY		2-1-0		3-0-0		0-0-0				
0-1-0		0-1-0	0-0-0		NEUTRAL		0-0-0		0-0-0		0-0-0				
RPI	S	Opponent	Score	RPI	S	Opponent	Score	RPI	S	Opponent	Score	RPI	S	Opponent	Score
1	H	Alabama	2 10	37	H	Kentucky	1 0	51	N	Southern Ill.	0 1	106	A	South Carolina	11 3
1	H	Alabama	1 5	37	H	Kentucky	3 5	54	H	Nebraska	2 1	106	A	South Carolina	5 3
1	H	Alabama	1 9	37	H	Kentucky	3 2	60	N	North Carolina St.	2 1	106	A	South Carolina	4 1
2	N	Washington	0 5	38	N	Notre Dame	5 2	65	A	Mississippi	3 2	114	H	Louisiana Tech	1 0
6	A	Florida	4 5	43	N	Illinois St.	4 5	65	A	Mississippi	3 0	115	N	Middle Tenn.	8 0
6	A	Florida	0 7	44	N	Texas Tech	6 1	65	A	Mississippi	5 6	119	H	Central Mich.	6 2
6	N	Florida	1 9	47	H	Arkansas	4 3	66	A	Georgia St.	5 6	141	A	Mercer	4 0
8	A	LSU	0 4	47	H	Arkansas	3 2	69	N	Virginia Tech	2 0	148	H	Valparaiso	6 3
8	A	LSU	0 7	47	H	Arkansas	2 1	80	H	Jacksonville St.	8 5	163	H	Ohio	6 0
8	A	LSU	3 4	48	H	Mississippi St.	2 3	81	H	Troy	3 1	168	N	Wisconsin	7 0
12	A	Georgia	0 1	48	H	Mississippi St.	1 2	87	N	Kent St.	0 1	171	H	SIU Edwardsville	7 0
12	A	Georgia	5 7									189	H	Samford	13 0
12	A	Georgia	0 7									192	H	Gardner-Webb	8 0
15	A	Arizona St.	2 14									246	H	Tennessee St.	9 1
17	H	Tennessee	3 5												
17	H	Tennessee	1 2												
17	H	Tennessee	2 1												
21	A	Florida St.	1 0												
				LAST 10 GAMES											
				6	N	Florida	1 9	80	H	Jacksonville St.	8 5				
				47	H	Arkansas	2 1	65	A	Mississippi	5 6				
				47	H	Arkansas	3 2	65	A	Mississippi	3 0				
				47	H	Arkansas	4 3	65	A	Mississippi	3 2				
				115	N	Middle Tenn.	8 0	48	H	Mississippi St.	1 2				

Non-Div. I Games:

Auburn

Average RPI Win: 101		WON-LOST RECORD		WINNING PCT. RANK		LAST 10 GAMES		STRENGTH OF SCHEDULE		OPP. STRENGTH OF SCHEDULE		TEAM RPI		ADJ RPI		CONF. RPI		ADJ CONF. RPI					
Average RPI Loss: 22																							
DIV. I ONLY		31-25-0		.55357 101		3-7-0		20		6		41		.59357 37		2		2					
DIV. I NON-CONF.		18-9-0		.66667 52		1-2-0		35		41		34		.58816 35		2		2					
TOTALS		RPI 1-25		RPI 26-50		W-L RECORDS		RPI 51-100		RPI 101-150		RPI 150+											
31-25-0		4-15-0		6-8-0		OVERALL		8-2-0		6-0-0		7-0-0											
11-8-0		2-6-0		2-2-0		HOME		0-0-0		5-0-0		2-0-0											
10-11-0		2-6-0		3-4-0		AWAY		5-1-0		0-0-0		0-0-0											
10-6-0		0-3-0		1-2-0		NEUTRAL		3-1-0		1-0-0		5-0-0											
18-9-0		1-4-0		1-4-0		NON-CONFERENCE		6-1-0		3-0-0		7-0-0											
4-1-0		0-0-0		0-1-0		HOME		0-0-0		2-0-0		2-0-0											
4-3-0		1-2-0		0-0-		AWAY		3-0-0		0-0-0		0-0-0											
10-5-0		0-2-0		1-2-0		NEUTRAL		3-1-0		1-0-0		5-0-0											
13-16-0		3-11-0		5-4-0		CONFERENCE		2-1-0		3-0-0		0-0-0											
7-7-0		2-6-0		2-1-0		HOME		0-0-0		3-0-0		0-0-0											
6-8-0		1-4-0		3-3-0		AWAY		2-1-0		0-0-0		0-0-0											
0-1-0		0-1-0		0-0-0		NEUTRAL		0-0-0		0-0-0		0-0-0											
RPI	S	Opponent		Score		RPI	S	Opponent		Score		RPI	S	Opponent		Score		RPI	S	Opponent		Score	
1	H	Alabama		2 7		26	N	San Diego St.		0 4		65	A	Mississippi		4 2		106	H	South Carolina		8 0	
1	H	Alabama		5 4		31	A	Louisville		0 6		65	A	Mississippi		3 5		106	H	South Carolina		4 3	
3	A	Michigan		4 5		31	H	Louisville		0 3		65	A	Mississippi		2 0		106	H	South Carolina		11 3	
3	A	Michigan		4 8		36	A	Auburn		0 1		66	N	Georgia St.		1 7		121	H	Western Ky.		9 3	
4	N	Georgia Tech		3 6		36	A	Auburn		5 3		68	A	Chattanooga		3 1		137	H	Morehead St.		3 0	
6	A	Florida		3 5		36	A	Auburn		2 3		71	A	Fla. Atlantic		2 1		138	N	Pittsburgh		2 1	
6	A	Florida		5 3		40	N	Lipscomb		0 3		71	A	Fla. Atlantic		4 1		168	N	Cal St. Fullerton		2 0	
6	A	Florida		0 5		45	N	Maryland		1 0		78	N	Liberty		7 0		196	N	Minnesota		1 0	
8	H	LSU		3 9		47	H	Arkansas		5 0		80	N	Jacksonville St.		4 1		201	N	Western Mich.		5 1	
8	H	LSU		2 5		47	H	Arkansas		4 2		90	N	Kansas		7 2		214	N	Evansville		8 0	
8	H	LSU		1 3		47	H	Arkansas		8 9								241	H	Austin Peay		10 2	
8	N	LSU		1 2		48	A	Mississippi St.		2 0								241	H	Austin Peay		10 1	
12	H	Georgia		4 2		48	A	Mississippi St.		0 1								260	N	Western Caro.		5 0	
12	H	Georgia		2 4		48	A	Mississippi St.		5 4													
12	H	Georgia		5 17																			
13	N	California		1 6																			
15	A	Arizona St.		5 2																			
17	A	Tennessee		3 4																			
17	A	Tennessee		1 7																			
LAST 10 GAMES																							
8 N LSU						1 2						3 A Michigan						4 5					
65 A Mississippi						3 5						8 H LSU						1 3					
65 A Mississippi						4 2						8 H LSU						3 9					
65 A Mississippi						2 0						8 H LSU						2 5					
3 A Michigan						4 8						241 H Austin Peay						10 2					

Non-Div. I Games:

Kentucky

Average RPI Win: 135		WON-LOST	WINNING	LAST 10	STRENGTH OF	OPP. STRENGTH	TEAM	ADJ	CONF.	ADJ CONF.				
Average RPI Loss: 57		RECORD	PCT. RANK	GAMES	SCHEDULE	OF SCHEDULE	RPI	RPI	RPI	RPI				
DIV. I ONLY		45-10-0	.81818	9	9-1-0	148	58	33	.59344	38	10	10		
DIV. I NON-CONF.		26-6-0	.8125	19	3-0-0	169	70	37	.58301	37	9	9		
<hr/>														
TOTALS		RPI 1-25	RPI 26-50		W-L RECORDS	RPI 51-100		RPI 101-150		RPI 150+				
45-10-0		0-4-0	5-3-0		OVERALL	9-1-0		12-0-0		19-2-0				
19-0-0		0-0-0	0-0-0		HOME	4-0-0		6-0-0		9-0-0				
13-5-0		0-2-0	2-2-0		AWAY	1-0-0		5-0-0		5-1-0				
13-5-0		0-2-0	3-1-0		NEUTRAL	4-1-0		1-0-0		5-1-0				
26-6-0		0-2-0	3-1-0		NON-CONFERENCE	6-1-0		4-0-0		13-2-0				
9-0-0		0-0-0	0-0-0		HOME	1-0-0		1-0-0		7-0-0				
5-1-0		0-0-0	0-0-		AWAY	1-0-0		2-0-0		2-1-0				
12-5-0		0-2-0	3-1-0		NEUTRAL	4-1-0		1-0-0		4-1-0				
19-4-0		0-2-0	2-2-0		CONFERENCE	3-0-0		8-0-0		6-0-0				
10-0-0		0-0-0	0-0-0		HOME	3-0-0		5-0-0		2-0-0				
8-4-0		0-2-0	2-2-0		AWAY	0-0-0		3-0-0		3-0-0				
1-0-0		0-0-0	0-0-0		NEUTRAL	0-0-0		0-0-0		1-0-0				
RPI	S	Opponent	Score		RPI	S	Opponent	Score		RPI	S	Opponent	Score	
2	N	Washington	0	5	27	N	Ohio St.	12	5	53	N	UNLV	4	1
23	A	DePaul	2	15	31	A	Louisville	2	5	58	N	Oregon St.	3	7
23	A	DePaul	6	7	31	A	Louisville	5	0	70	N	Creighton	11	3
25	N	Oregon	1	4	31	A	Louisville	1	4	76	N	Purdue	3	0
					31	A	Louisville	3	1	84	H	South Fla.	4	2
					32	N	Virginia	11	3	84	H	South Fla.	10	1
					32	N	Virginia	9	0	84	H	South Fla.	2	0
					36	N	Auburn	2	5	86	A	Cal St. Northridge	3	0
										93	H	Cleveland St.	8	0
										94	N	Stephen F. Austin	3	0

Non-Div. I Games:

Notre Dame

RPI	S	Opponent	Score	
201	A	Western Mich.	13	4
207	N	Buffalo	1	0
222	H	Toledo	8	4
222	H	Toledo	11	0
232	N	George Washington	12	0
232	N	George Washington	8	0

Notre Dame

N
o
t
r
e
D
a
m
e

N
o
t
r
e
D
a
m
e

Average RPI Win:		100	WON-LOST RECORD		WINNING PCT. RANK		LAST 10 GAMES		STRENGTH OF SCHEDULE		OPP. STRENGTH OF SCHEDULE		TEAM RPI		ADJ RPI		CONF. RPI		ADJ CONF. RPI				
Average RPI Loss:		67																					
DIV. I ONLY			36-20-0		.64286 54		6-4-0		35		59		40		.59155 39		5		5				
DIV. I NON-CONF.			21-10-0		.67742 47		1-0-0		25		85		31		.59049 33		5		6				
TOTALS		RPI 1-25		RPI 26-50		W-L RECORDS		RPI 51-100		RPI 101-150		RPI 150+											
36-20-0		0-2-0		9-6-0		OVERALL		12-8-0		9-3-0		6-1-0											
13-6-0		0-1-0		5-1-0		HOME		5-3-0		2-1-0		1-0-0											
11-12-0		0-1-0		3-5-0		AWAY		3-4-0		4-2-0		1-0-0											
12-2-0		0-0-0		1-0-0		NEUTRAL		4-1-0		3-0-0		4-1-0											
21-10-0		0-2-0		2-3-0		NON-CONFERENCE		10-4-0		3-0-0		6-1-0											
5-2-0		0-1-0		0-0-0		HOME		4-1-0		0-0-0		1-0-0											
4-6-0		0-1-0		1-0-		AWAY		2-2-0		0-0-0		1-0-0											
12-2-0		0-0-0		1-0-0		NEUTRAL		4-1-0		3-0-0		4-1-0											
15-10-0		0-0-0		7-3-0		CONFERENCE		2-4-0		6-3-0		0-0-0											
8-4-0		0-0-0		5-1-0		HOME		1-2-0		2-1-0		0-0-0											
7-6-0		0-0-0		2-2-0		AWAY		1-2-0		4-2-0		0-0-0											
0-0-0		0-0-0		0-0-0		NEUTRAL		0-0-0		0-0-0		0-0-0											
RPI	S	Opponent		Score		RPI	S	Opponent		Score		RPI	S	Opponent		Score							
1	A	Alabama		2	6	34	H	UCF		3	4	55	N	Ball St.		2	3	101	A	Marshall	2	3	
1	H	Alabama		3	7	34	H	UCF		5	2	63	H	Tulsa		1	4	101	A	Marshall	8	3	
						34	H	UCF		2	1	63	H	Tulsa		4	3	101	A	Marshall	4	3	
						35	A	East Carolina		0	2	63	H	Tulsa		4	5	103	H	Memphis	1	0	
						35	A	East Carolina		5	0	68	A	Chattanooga		1	2	103	H	Memphis	5	2	
						35	A	East Carolina		2	0	68	A	Chattanooga		3	1	103	H	Memphis	1	4	
						40	A	Lipscomb		7	5	73	N	Boston U.		4	3	113	A	Southern Miss.	0	3	
						40	A	Lipscomb		0	1	75	A	UTEP		4	2	113	A	Southern Miss.	6	1	
						42	N	Radford		4	1	75	A	UTEP		8	9	113	A	Southern Miss.	7	1	
						48	A	Mississippi St.		2	6	75	A	UTEP		3	5	119	N	Central Mich.	10	6	
						48	A	Mississippi St.		0	4	80	A	Jacksonville St.		1	2	130	N	Nicholls St.	7	2	
						49	A	Houston		0	3	80	H	Jacksonville St.		13	5	130	N	Nicholls St.	3	1	
						49	H	Houston		3	2	81	H	Troy		3	2	186	N	Northwestern St.	5	2	
						49	H	Houston		8	2	81	N	Troy		4	1	186	N	Northwestern St.	2	3	
						49	H	Houston		11	3	94	N	Stephen F. Austin		8	1	189	A	Samford	7	1	
												94	N	Stephen F. Austin		5	1	189	H	Samford	4	3	
												95	H	Kennesaw St.		4	2	189	N	Samford	8	2	
												95	H	Kennesaw St.		7	0	201	N	Western Mich.	5	3	
												98	A	South Ala.		6	0	254	N	Alabama St.	11	3	
												98	H	South Ala.		1	2						
LAST 10 GAMES																							
						49	A	Houston		0	3	103	H	Memphis		5	2						
						113	A	Southern Miss.		6	1	103	H	Memphis		1	4						
						113	A	Southern Miss.		0	3	81	H	Troy		3	2						
						113	A	Southern Miss.		7	1	75	A	UTEP		4	2						
						103	H	Memphis		1	0	75	A	UTEP		8	9						

Non-Div. I Games:

UAB

Average RPI Win: 148		WON-LOST RECORD		WINNING PCT. RANK		LAST 10 GAMES		STRENGTH OF SCHEDULE		OPP. STRENGTH OF SCHEDULE		TEAM RPI		ADJ RPI		CONF. RPI		ADJ CONF. RPI	
DIV. I ONLY		48-11-0		.81356 10		9-1-0		138		88		35		.58733 40		11		11	
DIV. I NON-CONF.		26-8-0		.76471 29		2-0-0		172		79		46		.56894 44		13		13	
TOTALS		RPI 1-25		RPI 26-50		W-L RECORDS		RPI 51-100		RPI 101-150		RPI 150+							
48-11-0		1-5-0		2-1-0		OVERALL		13-3-0		9-1-0		23-1-0							
19-2-0		0-0-0		1-1-0		HOME		5-0-0		4-0-0		9-1-0							
16-6-0		0-3-0		0-0-0		AWAY		5-2-0		4-1-0		7-0-0							
13-3-0		1-2-0		1-0-0		NEUTRAL		3-1-0		1-0-0		7-0-0							
26-8-0		1-5-0		2-1-0		NON-CONFERENCE		3-1-0		4-0-0		16-1-0							
11-2-0		0-0-0		1-1-0		HOME		1-0-0		2-0-0		7-1-0							
5-4-0		0-3-0		0-0-		AWAY		1-1-0		1-0-0		3-0-0							
10-2-0		1-2-0		1-0-0		NEUTRAL		1-0-0		1-0-0		6-0-0							
22-3-0		0-0-0		0-0-0		CONFERENCE		10-2-0		5-1-0		7-0-0							
8-0-0		0-0-0		0-0-0		HOME		4-0-0		2-0-0		2-0-0							
11-2-0		0-0-0		0-0-0		AWAY		4-1-0		3-1-0		4-0-0							
3-1-0		0-0-0		0-0-0		NEUTRAL		2-1-0		0-0-0		1-0-0							
RPI	S	Opponent		Score		RPI	S	Opponent		Score		RPI	S	Opponent		Score			
13	N	California		1	0	37	N	Kentucky		3	0	64	H	S.C. Upstate		6	1		
13	N	California		0	3	39	H	UAB		5	7	64	H	S.C. Upstate		4	0		
13	N	California		3	5	39	H	UAB		1	0	64	N	S.C. Upstate		2	3		
14	A	Hawaii		0	8							64	N	S.C. Upstate		11	0		
14	A	Hawaii		4	5							77	A	Stetson		6	1		
14	A	Hawaii		0	3							77	H	Stetson		5	0		
												77	H	Stetson		1	0		
												90	N	Kansas		7	3		
												95	A	Kennesaw St.		3	5		
												95	A	Kennesaw St.		6	1		
												95	N	Kennesaw St.		8	0		
												97	A	Ga. Southern		10	0		
												97	H	Ga. Southern		4	0		
												98	A	South Ala.		2	3		
												100	A	Jacksonville		4	0		
												100	A	Jacksonville		7	0		

Non-Div. I Games:

Lipscomb

RPI	S	Opponent	Score	
246	H	Tennessee St.	11	2
246	H	Tennessee St.	3	0
257	N	Oakland	10	4
257	N	Oakland	20	0
257	N	Oakland	8	0
258	A	Belmont	8	0
258	A	Belmont	20	1

Lipscomb

L
i
p
s
c
o
m
b

L
i
p
s
c
o
m
b

Average RPI Win: 144		WON-LOST	WINNING	LAST 10	STRENGTH OF		OPP. STRENGTH	TEAM	ADJ	CONF.	ADJ CONF.
Average RPI Loss: 49		RECORD	PCT. RANK	GAMES	SCHEDULE		OF SCHEDULE	RPI	RPI	RPI	RPI
DIV. I ONLY		39-19-0	.67241	47	6-4-0		63	60	42	.58324	41
DIV. I NON-CONF.		21-11-0	.65625	60	0-0-0		101	40	49	.56729	48
TOTALS		RPI 1-25	RPI 26-50		W-L RECORDS		RPI 51-100		RPI 101-150		RPI 150+
39-19-0		3-9-0	3-4-0		OVERALL		1-2-0		10-3-0		22-1-0
22-4-0		0-0-0	2-1-0		HOME		1-1-0		5-1-0		14-1-0
8-5-0		1-2-0	0-1-0		AWAY		0-0-0		4-2-0		3-0-0
9-10-0		2-7-0	1-2-0		NEUTRAL		0-1-0		1-0-0		5-0-0
21-11-0		1-5-0	3-4-0		NON-CONFERENCE		1-2-0		1-0-0		15-0-0
12-2-0		0-0-0	2-1-0		HOME		1-1-0		0-0-0		9-0-0
3-1-0		0-0-0	0-0-		AWAY		0-0-0		0-0-0		3-0-0
6-8-0		1-5-0	1-2-0		NEUTRAL		0-1-0		1-0-0		3-0-0
18-8-0		2-4-0	0-0-0		CONFERENCE		0-0-0		9-3-0		7-1-0
10-2-0		0-0-0	0-0-0		HOME		0-0-0		5-1-0		5-1-0
5-4-0		1-2-0	0-0-0		AWAY		0-0-0		4-2-0		0-0-0
3-2-0		1-2-0	0-0-0		NEUTRAL		0-0-0		0-0-0		2-0-0
RPI S	Opponent	Score	RPI S	Opponent	Score	RPI S	Opponent	Score	RPI S	Opponent	Score
2 N	Washington	2 10	26 A	San Diego St.	0 8	75 N	UTEP	0 1	102 A	San Jose St.	0 1
5 N	UCLA	4 5	27 N	Ohio St.	1 4	86 H	Cal St. Northridge	10 1	102 A	San Jose St.	4 0
10 N	Arizona	0 11	29 N	La.-Lafayette	5 7	92 H	Colorado St.	2 3	102 A	San Jose St.	2 1
11 N	Texas	5 4	32 N	Virginia	1 0				114 H	Louisiana Tech	2 1
14 A	Hawaii	9 7	35 H	East Carolina	1 0				114 H	Louisiana Tech	1 3
14 A	Hawaii	4 5	35 H	East Carolina	2 3				114 H	Louisiana Tech	4 0
14 A	Hawaii	0 5	48 H	Mississippi St.	11 3				120 N	Utah	11 0
14 N	Hawaii	3 14							127 H	New Mexico St.	7 6
14 N	Hawaii	4 3							127 H	New Mexico St.	3 1
14 N	Hawaii	1 16							127 H	New Mexico St.	4 3
20 N	Illinois	0 5							139 A	Nevada	4 1
23 N	DePaul	2 3							139 A	Nevada	8 5
									139 A	Nevada	5 7
									156 H	Pacific	1 0
									156 H	Pacific	1 0
									168 A	Cal St. Fullerton	4 1
									168 N	Wisconsin	3 1
									173 H	Georgetown	3 0
									175 H	Boise St.	0 1
									175 H	Boise St.	3 2
									175 H	Boise St.	5 0
									175 N	Boise St.	6 5
									175 N	Boise St.	5 4
									177 H	Utah St.	7 3
									177 H	Utah St.	4 1
									177 H	Utah St.	4 1
									181 H	Sacramento St.	3 2
LAST 10 GAMES											
	14 N Hawaii	3 14		114 H Louisiana Tech	1 3						
	14 N Hawaii	4 3		114 H Louisiana Tech	4 0						
	175 N Boise St.	6 5		114 H Louisiana Tech	2 1						
	14 N Hawaii	1 16		14 A Hawaii	4 5						
	175 N Boise St.	5 4		14 A Hawaii	9 7						

Non-Div. I Games:

Fresno St.

**F
r
e
s
n
o
s
t
.**

F
r
e
s
n
o
s
t
.

Fresno St.

Average RPI Win:		138	WON-LOST RECORD		WINNING PCT. RANK		LAST 10 GAMES		STRENGTH OF SCHEDULE		OPP. STRENGTH OF SCHEDULE		TEAM RPI		ADJ RPI		CONF. RPI		ADJ CONF. RPI	
DIV. I ONLY			36-15-0		.70588 35		7-3-0		57		95		38		.58171 42		12		13	
DIV. I NON-CONF.			17-13-0		.56667 101		2-2-0		30		48		51		.56225 54		14		14	
TOTALS		RPI 1-25		RPI 26-50		W-L RECORDS		RPI 51-100		RPI 101-150		RPI 150+								
36-15-0		1-3-0		0-5-0		OVERALL		9-3-0		12-4-0		14-0-0								
16-0-0		0-0-0		0-0-0		HOME		5-0-0		3-0-0		8-0-0								
10-7-0		1-1-0		0-2-0		AWAY		1-2-0		5-2-0		3-0-0								
10-8-0		0-2-0		0-3-0		NEUTRAL		3-1-0		4-2-0		3-0-0								
17-13-0		1-3-0		0-5-0		NON-CONFERENCE		7-2-0		5-3-0		4-0-0								
5-0-0		0-0-0		0-0-0		HOME		3-0-0		0-0-0		2-0-0								
5-5-0		1-1-0		0-0-		AWAY		1-1-0		3-1-0		0-0-0								
7-8-0		0-2-0		0-3-0		NEUTRAL		3-1-0		2-2-0		2-0-0								
19-2-0		0-0-0		0-0-0		CONFERENCE		2-1-0		7-1-0		10-0-0								
11-0-0		0-0-0		0-0-0		HOME		2-0-0		3-0-0		6-0-0								
5-2-0		0-0-0		0-0-0		AWAY		0-1-0		2-1-0		3-0-0								
3-0-0		0-0-0		0-0-0		NEUTRAL		0-0-0		2-0-0		1-0-0								
RPI	S	Opponent		Score		RPI	S	Opponent		Score		RPI	S	Opponent		Score				
9	N	Missouri		6	7	29	N	La.-Lafayette		0	8	55	N	Ball St.		1	7			
20	N	Illinois		0	10	32	A	Virginia		2	5	56	A	Longwood		3	8			
24	A	North Carolina		1	3	32	A	Virginia		2	4	56	A	Longwood		12	0			
24	A	North Carolina		5	4	39	N	UAB		1	4	69	H	Virginia Tech		9	3			
						43	N	Illinois St.		6	7	73	N	Boston U.		10	8			
												78	A	Liberty		1	9			
												78	H	Liberty		8	2			
												78	H	Liberty		7	6			
												87	H	Kent St.		3	1			
												87	H	Kent St.		6	0			
												87	N	Kent St.		3	2			
												96	N	St. Joseph's		9	0			

Non-Div. I Games:

Radford

RPI	S	Opponent	Score	
219	H	Presbyterian	6	3
222	N	Toledo	5	1
243	H	Siena	8	0

Radford

R
a
d
f
o
r
d

R
a
d
f
o
r
d

Average RPI Win: 133		WON-LOST RECORD		WINNING PCT. RANK		LAST 10 GAMES		STRENGTH OF SCHEDULE		OPP. STRENGTH OF SCHEDULE		TEAM RPI		ADJ RPI		CONF. RPI		ADJ CONF. RPI	
DIV. I ONLY		32-18-0		.64 56		6-4-0		47		77		44		.58023 43		13		12	
DIV. I NON-CONF.		13-11-0		.54167 114		1-0-0		4		16		30		.59595 28		12		12	
TOTALS		RPI 1-25		RPI 26-50		W-L RECORDS		RPI 51-100		RPI 101-150		RPI 150+							
32-18-0		2-7-0		2-2-0		OVERALL		7-8-0		8-0-0		13-1-0							
10-5-0		1-1-0		0-0-0		HOME		3-4-0		2-0-0		4-0-0							
14-6-0		1-4-0		0-0-0		AWAY		2-2-0		3-0-0		8-0-0							
8-7-0		0-2-0		2-2-0		NEUTRAL		2-2-0		3-0-0		1-1-0							
13-11-0		2-7-0		2-2-0		NON-CONFERENCE		4-2-0		3-0-0		2-0-0							
3-1-0		1-1-0		0-0-0		HOME		2-0-0		0-0-0		0-0-0							
2-5-0		1-4-0		0-0-		AWAY		0-1-0		0-0-0		1-0-0							
8-5-0		0-2-0		2-2-0		NEUTRAL		2-1-0		3-0-0		1-0-0							
19-7-0		0-0-0		0-0-0		CONFERENCE		3-6-0		5-0-0		11-1-0							
7-4-0		0-0-0		0-0-0		HOME		1-4-0		2-0-0		4-0-0							
12-1-0		0-0-0		0-0-0		AWAY		2-1-0		3-0-0		7-0-0							
0-2-0		0-0-0		0-0-0		NEUTRAL		0-1-0		0-0-0		0-1-0							
RPI S	Opponent	Score		RPI S	Opponent	Score		RPI S	Opponent	Score		RPI S	Opponent	Score					
9 A	Missouri	1	3	36 N	Auburn	5	4	51 A	Southern Ill.	1	2	110 A	UNI	5	3				
11 N	Texas	3	6	42 N	Radford	7	6	51 A	Southern Ill.	11	2	110 A	UNI	11	9				
15 A	Arizona St.	10	9	48 N	Mississippi St.	3	9	51 A	Southern Ill.	1	0	110 A	UNI	9	1				
17 A	Tennessee	5	6	50 N	Long Island	4	11	60 N	North Carolina St.	10	0	111 N	Fla. Gulf Coast	7	5				
17 A	Tennessee	4	8					70 H	Creighton	0	8	123 N	Rutgers	4	0				
20 A	Illinois	7	8					70 H	Creighton	1	3	140 N	Canisius	4	1				
20 H	Illinois	1	5					70 H	Creighton	2	1	145 H	Wichita St.	10	2				
22 N	Massachusetts	0	1					70 N	Creighton	1	2	145 H	Wichita St.	9	1				
23 H	DePaul	5	1					74 N	Iowa	1	7	163 N	Ohio	10	2				
								84 A	South Fla.	3	4	172 A	Missouri St.	11	1				
								89 H	Drake	6	8	172 A	Missouri St.	7	3				
								89 H	Drake	1	5	172 N	Missouri St.	1	6				
								91 N	Texas St.	10	4	200 A	Bradley	6	0				
								99 H	Western Ill.	9	2	200 A	Bradley	7	0				
								99 H	Western Ill.	6	0	200 A	Bradley	2	0				
												214 H	Evansville	4	3				
												214 H	Evansville	6	0				
												214 H	Evansville	10	0				
												215 A	Indiana St.	5	4				
												215 A	Indiana St.	6	3				
												215 H	Indiana St.	3	2				
												224 A	Southeast Mo. St.	12	1				
				LAST 10 GAMES															
				172 N	Missouri St.	1	6	70 H	Creighton	1	3								
				70 N	Creighton	1	2	70 H	Creighton	2	1								
				200 A	Bradley	6	0	70 H	Creighton	0	8								
				200 A	Bradley	7	0	23 H	DePaul	5	1								
				200 A	Bradley	2	0	172 A	Missouri St.	11	1								

Non-Div. I Games:

Illinois St.

Average RPI Win: 162		WON-LOST	WINNING	LAST 10	STRENGTH OF	OPP. STRENGTH	TEAM	ADJ	CONF.	ADJ CONF.											
Average RPI Loss: 37		RECORD	PCT. RANK	GAMES	SCHEDULE	OF SCHEDULE	RPI	RPI	RPI	RPI											
DIV. I ONLY		36-16-0	.69231	41	5-5-0	86	83	45	.57787	44	3	3									
DIV. I NON-CONF.		28-4-0	.875	7	0-0-0	227	239	47	.56829	47	3	3									
<hr/>																					
TOTALS		RPI 1-25		RPI 26-50		W-L RECORDS		RPI 51-100		RPI 101-150		RPI 150+									
36-16-0		5-8-0		1-3-0		OVERALL		6-4-0		3-1-0		21-0-0									
21-7-0		2-3-0		0-0-0		HOME		1-3-0		1-1-0		17-0-0									
5-5-0		1-4-0		0-0-0		AWAY		3-1-0		1-0-0		0-0-0									
10-4-0		2-1-0		1-3-0		NEUTRAL		2-0-0		1-0-0		4-0-0									
28-4-0		2-0-0		1-3-0		NON-CONFERENCE		1-0-0		3-1-0		21-0-0									
18-1-0		0-0-0		0-0-0		HOME		0-0-0		1-1-0		17-0-0									
1-0-0		0-0-0		0-0-		AWAY		0-0-0		1-0-0		0-0-0									
9-3-0		2-0-0		1-3-0		NEUTRAL		1-0-0		1-0-0		4-0-0									
8-12-0		3-8-0		0-0-0		CONFERENCE		5-4-0		0-0-0		0-0-0									
3-6-0		2-3-0		0-0-0		HOME		1-3-0		0-0-0		0-0-0									
4-5-0		1-4-0		0-0-0		AWAY		3-1-0		0-0-0		0-0-0									
1-1-0		0-1-0		0-0-0		NEUTRAL		1-0-0		0-0-0		0-0-0									
RPI	S	Opponent		Score		RPI	S	Opponent		Score		RPI	S	Opponent		Score					
7	A	Oklahoma		7	6	26	N	San Diego St.		6	1	54	H	Nebraska		0	2				
7	A	Oklahoma		7	9	36	N	Auburn		1	6	54	H	Nebraska		1	3				
7	N	Oklahoma		0	2	45	N	Maryland		2	3	59	A	Baylor		1	0				
9	A	Missouri		2	5	50	N	Long Island		2	3	59	A	Baylor		0	1				
9	A	Missouri		1	3							67	H	Iowa St.		6	3				
11	A	Texas		0	4							67	H	Iowa St.		2	4				
11	H	Texas		2	7							88	N	Towson		6	2				
16	H	Texas A&M		4	8							90	A	Kansas		4	2				
16	H	Texas A&M		6	10							90	A	Kansas		4	1				
18	H	Oklahoma St.		6	0							90	N	Kansas		5	3				
18	H	Oklahoma St.		4	1																
21	N	Florida St.		2	1																
25	N	Oregon		4	3																
<hr/>																					
LAST 10 GAMES																					
7 N Oklahoma						0	2	90 A Kansas						4	1	278 H Jackson St.					
90 N Kansas						5	3	90 A Kansas						4	2	286 H N.C. Central					
16 H Texas A&M						4	8	18 H Oklahoma St.						4	1	286 H N.C. Central					
16 H Texas A&M						6	10	18 H Oklahoma St.						6	0						
11 H Texas						2	7	9 A Missouri						2	5						

Non-Div. I Games:

Texas Tech

Average RPI Win: 134		WON-LOST RECORD		WINNING PCT. RANK		LAST 10 GAMES		STRENGTH OF SCHEDULE		OPP. STRENGTH OF SCHEDULE		TEAM RPI		ADJ RPI		CONF. RPI		ADJ CONF. RPI					
DIV. I ONLY		33-22-0		.6 74		6-4-0		45		48		46		.57766 45		4		4					
DIV. I NON-CONF.		25-10-0		.71429 35		3-1-0		90		122		40		.58024 40		4		4					
TOTALS		RPI 1-25		RPI 26-50		W-L RECORDS		RPI 51-100		RPI 101-150		RPI 150+											
33-22-0		4-9-0		3-5-0		OVERALL		7-7-0		6-1-0		13-0-0											
17-8-0		1-2-0		1-3-0		HOME		3-3-0		2-0-0		10-0-0											
6-7-0		2-4-0		0-0-0		AWAY		3-2-0		1-1-0		0-0-0											
10-7-0		1-3-0		2-2-0		NEUTRAL		1-2-0		3-0-0		3-0-0											
25-10-0		1-2-0		3-3-0		NON-CONFERENCE		3-5-0		5-0-0		13-0-0											
14-3-0		0-0-0		1-1-0		HOME		1-2-0		2-0-0		10-0-0											
1-1-0		0-0-0		0-0-		AWAY		1-1-0		0-0-0		0-0-0											
10-6-0		1-2-0		2-2-0		NEUTRAL		1-2-0		3-0-0		3-0-0											
8-12-0		3-7-0		0-2-0		CONFERENCE		4-2-0		1-1-0		0-0-0											
3-5-0		1-2-0		0-2-0		HOME		2-1-0		0-0-0		0-0-0											
5-6-0		2-4-0		0-0-0		AWAY		2-1-0		1-1-0		0-0-0											
0-1-0		0-1-0		0-0-0		NEUTRAL		0-0-0		0-0-0		0-0-0											
RPI	S	Opponent		Score		RPI	S	Opponent		Score		RPI	S	Opponent		Score							
1	N	Alabama		1	4	30	H	Hofstra		0	2	56	H	Longwood		1	5	111	N	Fla. Gulf Coast	3	0	
3	N	Michigan		0	9	30	H	Hofstra		10	2	56	H	Longwood		3	1	116	H	James Madison	9	7	
4	A	Georgia Tech		8	9	32	H	Virginia		3	5	60	A	North Carolina St.		0	2	116	H	James Madison	8	0	
4	A	Georgia Tech		1	3	32	H	Virginia		1	3	60	A	North Carolina St.		1	0	131	N	North Florida	1	0	
4	A	Georgia Tech		0	1	34	N	UCF		3	2	60	A	North Carolina St.		2	0	133	A	Boston College	5	1	
18	N	Oklahoma St.		2	1	37	N	Kentucky		0	1	65	N	Mississippi		0	2	133	A	Boston College	3	6	
21	H	Florida St.		0	2	44	N	Texas Tech		3	2	65	N	Mississippi		1	2	138	N	Pittsburgh	4	3	
21	H	Florida St.		6	2	48	N	Mississippi St.		4	5	69	H	Virginia Tech		7	3	216	N	Dartmouth	11	4	
21	H	Florida St.		2	3							69	H	Virginia Tech		7	0	220	H	Mt. St. Mary's	2	0	
21	N	Florida St.		0	3							69	H	Virginia Tech		1	2	220	H	Mt. St. Mary's	4	2	
24	A	North Carolina		5	2							71	A	Fla. Atlantic		2	1	225	N	Akron	9	1	
24	A	North Carolina		0	4							74	N	Iowa		11	1	227	H	Howard	9	1	
24	A	North Carolina		2	1							88	A	Towson		0	1	227	H	Howard	3	0	
												88	H	Towson		0	2	232	H	George Washington	8	0	
																		232	H	George Washington	8	0	
																		234	H	Delaware St.	8	0	
																		234	H	Delaware St.	5	1	
																		242	H	Princeton	7	5	
																		242	H	Princeton	9	0	
																		265	N	Columbia	9	1	
						LAST 10 GAMES																	
						21	N	Florida St.		0	3	234	H	Delaware St.		5	1						
						133	A	Boston College		3	6	234	H	Delaware St.		8	0						
						133	A	Boston College		5	1	60	A	North Carolina St.		1	0						
						56	H	Longwood		3	1	60	A	North Carolina St.		2	0						
						56	H	Longwood		1	5	60	A	North Carolina St.		0	2						

Non-Div. I Games:

Maryland

Average RPI Win:		96	WON-LOST RECORD		WINNING PCT. RANK	LAST 10 GAMES	STRENGTH OF SCHEDULE		OPP. STRENGTH OF SCHEDULE	TEAM RPI	ADJ RPI	CONF. RPI	ADJ CONF. RPI				
Average RPI Loss:		33															
DIV. I ONLY			28-29-0		.49123	142	3-7-0		15	11	47	.57213	47	2	2		
DIV. I NON-CONF.			18-10-0		.64286	68	1-0-0		56	56	42	.57	43	2	2		
TOTALS		RPI 1-25		RPI 26-50		W-L RECORDS		RPI 51-100		RPI 101-150		RPI 150+					
28-29-0		2-16-0		5-6-0		OVERALL		8-6-0		7-0-0		6-1-0					
11-13-0		0-10-0		3-1-0		HOME		2-2-0		3-0-0		3-0-0					
8-12-0		2-4-0		1-5-0		AWAY		2-2-0		2-0-0		1-1-0					
9-4-0		0-2-0		1-0-0		NEUTRAL		4-2-0		2-0-0		2-0-0					
18-10-0		0-3-0		1-1-0		NON-CONFERENCE		6-5-0		5-0-0		6-1-0					
6-3-0		0-1-0		0-1-0		HOME		0-1-0		3-0-0		3-0-0					
3-3-0		0-0-0		0-0-		AWAY		2-2-0		0-0-0		1-1-0					
9-4-0		0-2-0		1-0-0		NEUTRAL		4-2-0		2-0-0		2-0-0					
10-19-0		2-13-0		4-5-0		CONFERENCE		2-1-0		2-0-0		0-0-0					
5-10-0		0-9-0		3-0-0		HOME		2-1-0		0-0-0		0-0-0					
5-9-0		2-4-0		1-5-0		AWAY		0-0-0		2-0-0		0-0-0					
0-0-0		0-0-0		0-0-0		NEUTRAL		0-0-0		0-0-0		0-0-0					
RPI	S	Opponent		Score		RPI	S	Opponent		Score		RPI	S	Opponent		Score	
1	H	Alabama		6	8	29	H	La.-Lafayette		2	5	54	N	Nebraska		2	0
1	H	Alabama		8	16	34	N	UCF		6	0	57	A	North Texas		2	10
1	H	Alabama		1	6	36	A	Auburn		2	3	63	A	Tulsa		3	1
1	H	Alabama		0	9	36	A	Auburn		3	4	63	A	Tulsa		2	13
4	N	Georgia Tech		2	11	36	A	Auburn		1	2	65	H	Mississippi		5	0
6	H	Florida		1	6	37	A	Kentucky		0	5	65	H	Mississippi		6	10
6	H	Florida		3	12	37	A	Kentucky		2	4	65	H	Mississippi		9	0
6	H	Florida		5	9	37	A	Kentucky		9	8	67	H	Iowa St.		1	2
7	H	Oklahoma		1	6	48	H	Mississippi St.		18	13	67	N	Iowa St.		4	2
8	A	LSU		2	3	48	H	Mississippi St.		11	6	74	N	Iowa		2	1
8	A	LSU		2	3	48	H	Mississippi St.		7	2	74	N	Iowa		3	2
8	A	LSU		2	4							89	A	Drake		5	0
12	A	Georgia		0	4							89	N	Drake		1	2
12	A	Georgia		10	5							99	N	Western Ill.		4	5
12	A	Georgia		3	2												
17	H	Tennessee		3	5												
17	H	Tennessee		1	3												
20	N	Illinois		4	7												
						LAST 10 GAMES											
						1	H	Alabama		0	9	65	H	Mississippi		9	0
						36	A	Auburn		1	2	65	H	Mississippi		5	0
						36	A	Auburn		2	3	172	A	Missouri St.		11	3
						36	A	Auburn		3	4	1	H	Alabama		6	8
						65	H	Mississippi		6	10	1	H	Alabama		8	16

Non-Div. I Games:

Arkansas

Average RPI Win: 102		WON-LOST	WINNING	LAST 10	STRENGTH OF		OPP. STRENGTH	TEAM	ADJ	CONF.	ADJ CONF.
Average RPI Loss: 32		RECORD	PCT. RANK	GAMES	SCHEDULE		OF SCHEDULE	RPI	RPI	RPI	RPI
DIV. I ONLY		26-29-0	.47273	155	19		7	51	.57027	48	2
DIV. I NON-CONF.		19-9-0	.67857	46	24		43	27	.59852	27	2
TOTALS		RPI 1-25	RPI 26-50		W-L RECORDS		RPI 51-100		RPI 101-150		RPI 150+
26-29-0		1-16-0	7-7-0		OVERALL		7-5-0		5-1-0		6-0-0
11-12-0		1-10-0	3-2-0		HOME		4-0-0		1-0-0		2-0-0
7-12-0		0-5-0	2-4-0		AWAY		1-2-0		3-1-0		1-0-0
8-5-0		0-1-0	2-1-0		NEUTRAL		2-3-0		1-0-0		3-0-0
19-9-0		0-4-0	4-2-0		NON-CONFERENCE		6-3-0		3-0-0		6-0-0
9-1-0		0-1-0	2-0-0		HOME		4-0-0		1-0-0		2-0-0
2-3-0		0-2-0	0-0-		AWAY		0-0-0		1-0-0		1-0-0
8-5-0		0-1-0	2-1-0		NEUTRAL		2-3-0		1-0-0		3-0-0
7-20-0		1-12-0	3-5-0		CONFERENCE		1-2-0		2-1-0		0-0-0
2-11-0		1-9-0	1-2-0		HOME		0-0-0		0-0-0		0-0-0
5-9-0		0-3-0	2-3-0		AWAY		1-2-0		2-1-0		0-0-0
0-0-0		0-0-0	0-0-0		NEUTRAL		0-0-0		0-0-0		0-0-0
RPI S	Opponent	Score	RPI S	Opponent	Score	RPI S	Opponent	Score	RPI S	Opponent	Score
1 H	Alabama	2 8	30 N	Hofstra	1 2	58 N	Oregon St.	13 3	106 A	South Carolina	4 8
1 H	Alabama	1 10	36 A	Auburn	3 2	58 N	Oregon St.	6 5	106 A	South Carolina	2 1
1 H	Alabama	1 6	36 A	Auburn	2 1	60 N	North Carolina St.	3 4	106 A	South Carolina	3 1
3 H	Michigan	0 3	37 H	Kentucky	1 0	65 A	Mississippi	2 9	113 A	Southern Miss.	14 4
6 H	Florida	1 9	37 H	Kentucky	0 2	65 A	Mississippi	4 6	117 N	La.-Monroe	4 0
6 H	Florida	0 8	37 H	Kentucky	4 5	65 A	Mississippi	11 5	129 H	Wright St.	7 2
8 A	LSU	3 8	39 H	UAB	6 2	81 H	Troy	4 3	173 N	Georgetown	7 6
8 A	LSU	1 6	39 H	UAB	4 0	81 H	Troy	8 0	194 N	East Tenn. St.	9 0
8 A	LSU	1 2	41 A	Fresno St.	3 11	86 N	Cal St. Northridge	6 13	213 A	Mississippi Val.	9 6
12 H	Georgia	0 3	43 N	Illinois St.	9 3	92 N	Colorado St.	5 6	213 H	Mississippi Val.	11 1
12 H	Georgia	6 7	45 N	Maryland	5 4	94 H	Stephen F. Austin	5 0	213 N	Mississippi Val.	9 1
16 A	Texas A&M	0 9	47 A	Arkansas	13 18	94 H	Stephen F. Austin	8 0	263 H	Southern U.	4 1
16 A	Texas A&M	4 13	47 A	Arkansas	6 11						
17 H	Tennessee	4 8	47 A	Arkansas	2 7						
17 H	Tennessee	5 4									
17 H	Tennessee	4 10									
22 N	Massachusetts	6 7									
LAST 10 GAMES											
	1 H Alabama	1 6		36 A Auburn	2 1						
	1 H Alabama	2 8		36 A Auburn	3 2						
	1 H Alabama	1 10		106 A South Carolina	3 1						
	6 H Florida	1 9		106 A South Carolina	4 8						
	6 H Florida	0 8		106 A South Carolina	2 1						

Non-Div. I Games:

Mississippi St.

Average RPI Win:		125	WON-LOST RECORD		WINNING PCT. RANK		LAST 10 GAMES		STRENGTH OF SCHEDULE		OPP. STRENGTH OF SCHEDULE		TEAM RPI		ADJ RPI		CONF. RPI		ADJ CONF. RPI				
DIV. I ONLY			30-24-1		.55455 100		6-3-1		33		53		50		.56954 49		5 5						
DIV. I NON-CONF.			17-13-0		.56667 101		1-1-0		41		57		56		.56184 55		5 6						
TOTALS		RPI 1-25		RPI 26-50		W-L RECORDS		RPI 51-100		RPI 101-150		RPI 150+											
30-24-1		1-5-0		5-11-0		OVERALL		5-8-0		13-0-1		6-0-0											
21-9-0		1-2-0		4-3-0		HOME		2-4-0		10-0-0		4-0-0											
5-15-1		0-3-0		0-8-0		AWAY		2-4-0		3-0-1		0-0-0											
4-0-0		0-0-0		1-0-0		NEUTRAL		1-0-0		0-0-0		2-0-0											
17-13-0		1-5-0		2-3-0		NON-CONFERENCE		3-5-0		5-0-0		6-0-0											
10-6-0		1-2-0		1-1-0		HOME		0-3-0		4-0-0		4-0-0											
3-7-0		0-3-0		0-0-		AWAY		2-2-0		1-0-0		0-0-0											
4-0-0		0-0-0		1-0-0		NEUTRAL		1-0-0		0-0-0		2-0-0											
13-11-1		0-0-0		3-8-0		CONFERENCE		2-3-0		8-0-1		0-0-0											
11-3-0		0-0-0		3-2-0		HOME		2-1-0		6-0-0		0-0-0											
2-8-1		0-0-0		0-6-0		AWAY		0-2-0		2-0-1		0-0-0											
0-0-0		0-0-0		0-0-0		NEUTRAL		0-0-0		0-0-0		0-0-0											
RPI	S	Opponent		Score		RPI	S	Opponent		Score		RPI	S	Opponent		Score		RPI	S	Opponent		Score	
4	H	Georgia Tech		2	1	27	N	Ohio St.		1	0	59	A	Baylor		9	7	101	A	Marshall		3	2
4	H	Georgia Tech		1	7	29	A	La.-Lafayette		0	4	59	A	Baylor		0	6	101	A	Marshall		5	3
8	A	LSU		0	2	29	A	La.-Lafayette		0	6	59	H	Baylor		0	4	101	A	Marshall		4	4
8	A	LSU		4	5	29	H	La.-Lafayette		2	1	63	A	Tulsa		1	7	103	H	Memphis		7	4
11	H	Texas		4	11	31	H	Louisville		2	7	63	A	Tulsa		4	8	103	H	Memphis		5	0
16	A	Texas A&M		4	6	34	A	UCF		0	1	67	H	Iowa St.		1	9	103	H	Memphis		4	0
						34	A	UCF		1	5	75	H	UTEP		8	5	113	H	Southern Miss.		5	0
						34	A	UCF		1	2	75	H	UTEP		1	2	113	H	Southern Miss.		10	5
						35	H	East Carolina		4	2	75	H	UTEP		5	2	113	H	Southern Miss.		4	3
						35	H	East Carolina		4	3	76	H	Purdue		3	4	142	H	Monmouth		3	1
						35	H	East Carolina		0	4	80	N	Jacksonville St.		7	1	143	H	North Dakota St.		4	3
						35	H	East Carolina		0	1	90	A	Kansas		3	4	143	H	North Dakota St.		6	3
						39	A	UAB		2	8	91	A	Texas St.		3	0	144	H	UTSA		13	3
						39	A	UAB		2	3							150	A	Sam Houston St.		1	0
						39	A	UAB		3	11							263	H	Southern U.		8	0
						39	H	UAB		3	0							263	H	Southern U.		8	7
																		263	N	Southern U.		11	5
																		263	N	Southern U.		11	3
																		287	H	Prairie View		20	0
																		287	H	Prairie View		10	0
LAST 10 GAMES																							
						35	H	East Carolina		0	4	101	A	Marshall		3	2						
						39	H	UAB		3	0	101	A	Marshall		5	3						
						59	A	Baylor		9	7	35	H	East Carolina		4	2						
						59	A	Baylor		0	6	35	H	East Carolina		4	3						
						101	A	Marshall		4	4	35	H	East Carolina		0	1						

Non-Div. I Games:

Houston

Average RPI Win:		167	WON-LOST RECORD		WINNING PCT. RANK		LAST 10 GAMES		STRENGTH OF SCHEDULE		OPP. STRENGTH OF SCHEDULE		TEAM RPI		ADJ RPI		CONF. RPI		ADJ CONF. RPI								
Average RPI Loss:		92																									
DIV. I ONLY			37-16-0		.69811 38		8-2-0		96		166		52		.56772 50		24		24								
DIV. I NON-CONF.			17-13-0		.56667 101		0-1-0		39		47		54		.56888 45		26		25								
TOTALS		RPI 1-25		RPI 26-50		W-L RECORDS		RPI 51-100		RPI 101-150		RPI 150+															
37-16-0		0-3-0		6-2-0		OVERALL		0-3-0		11-7-0		20-1-0															
12-1-0		0-0-0		1-0-0		HOME		0-0-0		2-0-0		9-1-0															
11-5-0		0-0-0		1-2-0		AWAY		0-0-0		2-3-0		8-0-0															
14-10-0		0-3-0		4-0-0		NEUTRAL		0-3-0		7-4-0		3-0-0															
17-13-0		0-3-0		6-2-0		NON-CONFERENCE		0-3-0		6-5-0		5-0-0															
3-0-0		0-0-0		1-0-0		HOME		0-0-0		0-0-0		2-0-0															
3-3-0		0-0-0		1-0-		AWAY		0-0-0		2-1-0		0-0-0															
11-10-0		0-3-0		4-0-0		NEUTRAL		0-3-0		4-4-0		3-0-0															
20-3-0		0-0-0		0-0-0		CONFERENCE		0-0-0		5-2-0		15-1-0															
9-1-0		0-0-0		0-0-0		HOME		0-0-0		2-0-0		7-1-0															
8-2-0		0-0-0		0-0-0		AWAY		0-0-0		0-2-0		8-0-0															
3-0-0		0-0-0		0-0-0		NEUTRAL		0-0-0		3-0-0		0-0-0															
RPI	S	Opponent		Score		RPI	S	Opponent		Score		RPI	S	Opponent		Score											
6	N	Florida		2	7	27	N	Ohio St.		4	3	53	N	UNLV		4	5	103	N	Long Beach St.		1	5				
21	N	Florida St.		0	6	30	A	Hofstra		3	1	71	N	Fla. Atlantic		0	1	107	A	Stony Brook		3	0				
25	N	Oregon		1	3	30	H	Hofstra		8	5	89	N	Drake		0	4	108	N	Cal Poly		3	2				
						35	N	East Carolina		2	1							111	N	Fla. Gulf Coast		2	7				
						43	N	Illinois St.		11	4							111	N	Fla. Gulf Coast		4	1				
						44	N	Texas Tech		3	2							116	N	James Madison		2	3				
						46	A	FIU		0	2							123	A	Rutgers		1	2				
						46	A	FIU		1	2							124	A	St. John's (NY)		9	2				
																		127	N	New Mexico St.		4	5				
																		140	N	Canisius		5	1				
																		142	A	Monmouth		1	4				
																		142	A	Monmouth		4	6				
																		142	N	Monmouth		7	2				
																		142	N	Monmouth		6	2				
																		147	H	Robert Morris		4	3				
																		147	H	Robert Morris		10	1				
																		147	N	Robert Morris		9	0				
																		149	N	Bethune-Cookman		4	1				
																		168	N	Wisconsin		8	2				
																		179	H	Seton Hall		8	1				
																		179	H	Seton Hall		11	1				
						LAST 10 GAMES												191	H	Quinnipiac		10	0				
						142 N Monmouth						6	2	123 A Rutgers						1	2	191	H	Quinnipiac		3	1
						142 N Monmouth						7	2	244 H St. Francis (PA)						8	0	193	N	Indiana		4	3
						147 N Robert Morris						9	0	244 H St. Francis (PA)						2	3	216	N	Dartmouth		3	0
						247 A Central Conn. St.						5	2	147 H Robert Morris						10	1	217	H	Sacred Heart		8	0
						247 A Central Conn. St.						2	0	147 H Robert Morris						4	3	217	H	Sacred Heart		7	5

Non-Div. I Games:

Long Island

RPI	S	Opponent	Score	
220	A	Mt. St. Mary's	6	2
220	A	Mt. St. Mary's	13	1
244	H	St. Francis (PA)	2	3
244	H	St. Francis (PA)	8	0
247	A	Central Conn. St.	2	0
247	A	Central Conn. St.	5	2
255	H	Fairleigh Dickinson	6	0
255	H	Fairleigh Dickinson	10	2
261	A	Wagner	9	1
261	A	Wagner	7	6
271	A	Bryant	3	1
271	A	Bryant	8	3

Long Island

Average RPI Win:	143	WON-LOST RECORD	WINNING PCT. RANK	LAST 10 GAMES	STRENGTH OF SCHEDULE	OPP. STRENGTH OF SCHEDULE	TEAM RPI	ADJ RPI	CONF. RPI	ADJ CONF. RPI		
Average RPI Loss:	78											
DIV. I ONLY		38-20-0	.65517	50	7-3-0	72	108	48	.56491	51	13	12
DIV. I NON-CONF.		16-13-0	.55172	111	0-0-0	22	89	53	.56254	53	12	12
<hr/>												
TOTALS	RPI 1-25	RPI 26-50		W-L RECORDS		RPI 51-100		RPI 101-150		RPI 150+		
38-20-0	1-4-0	2-3-0		OVERALL		8-9-0		8-1-0		19-3-0		
15-6-0	0-1-0	1-2-0		HOME		4-3-0		3-0-0		7-0-0		
10-6-0	0-1-0	0-1-0		AWAY		2-2-0		2-1-0		6-1-0		
13-8-0	1-2-0	1-0-0		NEUTRAL		2-4-0		3-0-0		6-2-0		
16-13-0	1-4-0	1-1-0		NON-CONFERENCE		4-6-0		3-0-0		7-2-0		
4-4-0	0-1-0	0-0-0		HOME		2-3-0		0-0-0		2-0-0		
1-3-0	0-1-0	0-0-		AWAY		0-1-0		0-0-0		1-0-0		
11-6-0	1-2-0	1-0-0		NEUTRAL		2-2-0		3-0-0		4-2-0		
22-7-0	0-0-0	1-2-0		CONFERENCE		4-3-0		5-1-0		12-1-0		
11-2-0	0-0-0	1-2-0		HOME		2-0-0		3-0-0		5-0-0		
9-3-0	0-0-0	0-0-0		AWAY		2-1-0		2-1-0		5-1-0		
2-2-0	0-0-0	0-0-0		NEUTRAL		0-2-0		0-0-0		2-0-0		
RPI	S	Opponent	Score	RPI	S	Opponent	Score	RPI	S	Opponent	Score	
3	N	Michigan	2 10	36	N	Auburn	1 0	55	N	Ball St.	1 0	
9	H	Missouri	2 9	43	H	Illinois St.	0 1	60	N	North Carolina St.	6 7	
20	A	Illinois	1 9	43	H	Illinois St.	2 1	67	H	Iowa St.	1 2	
21	N	Florida St.	1 9	43	H	Illinois St.	2 11	70	H	Creighton	5 2	
22	N	Massachusetts	12 2	46	A	FIU	6 10	70	H	Creighton	9 0	
								70	N	Creighton	1 2	
								70	N	Creighton	2 3	
								72	N	Penn St.	0 1	
								77	A	Stetson	1 2	
								79	H	UT Martin	2 4	
								79	H	UT Martin	9 3	
								89	A	Drake	6 1	
								89	A	Drake	0 2	
								89	A	Drake	4 2	
								90	H	Kansas	3 1	
								95	N	Kennesaw St.	4 0	
								99	H	Western Ill.	1 2	
											</	

RPI	S	Opponent	Score	
215	H	Indiana St.	3	1
215	H	Indiana St.	8	0
215	H	Indiana St.	4	3
254	N	Alabama St.	9	1

Southern Ill.

S
o
u
t
h
e
r
n
I
l
l
.

S
o
u
t
h
e
r
n
I
l
l
.

Average RPI Win:		123	WON-LOST RECORD		WINNING PCT. RANK		LAST 10 GAMES		STRENGTH OF SCHEDULE		OPP. STRENGTH OF SCHEDULE		TEAM RPI		ADJ RPI		CONF. RPI		ADJ CONF. RPI										
Average RPI Loss:		54																											
DIV. I ONLY			25-22-0		.53191 111		6-4-0		32		32		53		.56372 52		6 6												
DIV. I NON-CONF.			15-15-0		.5 137		1-2-0		16		14		57		.56168 56		6 5												
TOTALS		RPI 1-25		RPI 26-50		W-L RECORDS		RPI 51-100		RPI 101-150		RPI 150+																	
25-22-0		2-13-0		0-1-0		OVERALL		8-2-0		5-2-0		10-4-0																	
8-4-0		0-2-0		0-0-0		HOME		4-0-0		0-0-0		4-2-0																	
6-8-0		0-6-0		0-1-0		AWAY		1-1-0		2-0-0		3-0-0																	
11-10-0		2-5-0		0-0-0		NEUTRAL		3-1-0		3-2-0		3-2-0																	
15-15-0		2-9-0		0-0-0		NON-CONFERENCE		4-1-0		3-2-0		6-3-0																	
1-1-0		0-0-0		0-0-0		HOME		0-0-0		0-0-0		1-1-0																	
3-4-0		0-4-0		0-0-		AWAY		1-0-0		0-0-0		2-0-0																	
11-10-0		2-5-0		0-0-0		NEUTRAL		3-1-0		3-2-0		3-2-0																	
10-7-0		0-4-0		0-1-0		CONFERENCE		4-1-0		2-0-0		4-1-0																	
7-3-0		0-2-0		0-0-0		HOME		4-0-0		0-0-0		3-1-0																	
3-4-0		0-2-0		0-1-0		AWAY		0-1-0		2-0-0		1-0-0																	
0-0-0		0-0-0		0-0-0		NEUTRAL		0-0-0		0-0-0		0-0-0																	
RPI	S	Opponent		Score		RPI	S	Opponent		Score		RPI	S	Opponent		Score													
1	A	Alabama		1	11	27	A	Ohio St.		6	9	53	A	UNLV		8	0	108	N	Cal Poly	0	4							
1	A	Alabama		1	12							55	N	Ball St.		3	2	118	N	UC Davis	7	2							
3	A	Michigan		0	15							58	N	Oregon St.		12	3	118	N	UC Davis	7	1							
3	A	Michigan		7	11							70	N	Creighton		1	2	120	N	Utah	10	2							
4	N	Georgia Tech		6	9							72	H	Penn St.		9	5	139	N	Nevada	4	6							
5	N	UCLA		5	10							72	H	Penn St.		8	6	146	A	Michigan St.	15	0							
7	N	Oklahoma		0	3							74	A	Iowa		1	9	146	A	Michigan St.	9	0							
9	A	Missouri		1	5							76	H	Purdue		4	3	151	H	Ill.-Chicago	6	1							
10	N	Arizona		3	4							76	H	Purdue		9	7	156	N	Pacific	2	4							
13	N	California		5	3							86	N	Cal St. Northridge		6	3	156	N	Pacific	1	2							
19	N	Stanford		4	0													157	H	Loyola (IL)	2	3							
20	H	Illinois		1	13													168	H	Wisconsin	7	10							
20	H	Illinois		4	8													168	H	Wisconsin	11	3							
23	A	DePaul		2	4													168	N	Cal St. Fullerton	7	0							
24	N	North Carolina		1	3													171	A	SIU Edwardsville	10	5							
						LAST 10 GAMES																							
						27 A Ohio St.						6	9	72 H Penn St.						8	6								
						168 H Wisconsin						11	3	151 H Ill.-Chicago						6	1								
						168 H Wisconsin						7	10	193 A Indiana						7	6								
						23 A DePaul						2	4	157 H Loyola (IL)						2	3								
						72 H Penn St.						9	5	146 A Michigan St.						9	0								

UNLV

Average RPI Win: 153		WON-LOST RECORD		WINNING PCT. RANK		LAST 10 GAMES		STRENGTH OF SCHEDULE		OPP. STRENGTH OF SCHEDULE		TEAM RPI		ADJ RPI		CONF. RPI		ADJ CONF. RPI	
Average RPI Loss: 44		33-20-0		.62264 64		7-3-0		62		74		49		.56343 53		7		7	
DIV. I ONLY		23-15-0		.60526 87		0-0-0		82		80		68		.55199 66		8		8	
DIV. I NON-CONF.																			
TOTALS		RPI 1-25		RPI 26-50		W-L RECORDS		RPI 51-100		RPI 101-150		RPI 150+							
33-20-0		1-9-0		2-7-0		OVERALL		5-1-0		9-1-0		16-2-0							
17-8-0		0-3-0		1-2-0		HOME		1-1-0		5-0-0		10-2-0							
5-6-0		0-2-0		0-3-0		AWAY		2-0-0		2-1-0		1-0-0							
11-6-0		1-4-0		1-2-0		NEUTRAL		2-0-0		2-0-0		5-0-0							
23-15-0		1-9-0		1-2-0		NON-CONFERENCE		2-1-0		6-1-0		13-2-0							
12-6-0		0-3-0		0-0-0		HOME		0-1-0		4-0-0		8-2-0							
0-3-0		0-2-0		0-0-		AWAY		0-0-0		0-1-0		0-0-0							
11-6-0		1-4-0		1-2-0		NEUTRAL		2-0-0		2-0-0		5-0-0							
10-5-0		0-0-0		1-5-0		CONFERENCE		3-0-0		3-0-0		3-0-0							
5-2-0		0-0-0		1-2-0		HOME		1-0-0		1-0-0		2-0-0							
5-3-0		0-0-0		0-3-0		AWAY		2-0-0		2-0-0		1-0-0							
0-0-0		0-0-0		0-0-0		NEUTRAL		0-0-0		0-0-0		0-0-0							
RPI S	Opponent	Score		RPI S	Opponent	Score		RPI S	Opponent	Score		RPI S	Opponent	Score					
3 N	Michigan	13	14	26 A	San Diego St.	0	3	52 H	Northwestern	0	8	102 N	San Jose St.	7	1				
5 A	UCLA	0	8	26 A	San Diego St.	0	3	76 N	Purdue	7	3	108 N	Cal Poly	7	4				
5 A	UCLA	3	11	26 H	San Diego St.	0	4	76 N	Purdue	9	4	118 H	UC Davis	7	2				
13 H	California	1	5	28 N	Fordham	0	4	92 A	Colorado St.	9	4	118 H	UC Davis	3	2				
14 H	Hawaii	0	11	33 A	BYU	3	7	92 A	Colorado St.	15	3	120 A	Utah	8	1				
15 N	Arizona St.	0	10	33 H	BYU	8	7	92 H	Colorado St.	7	4	120 A	Utah	4	0				
16 N	Texas A&M	3	4	33 H	BYU	8	14					120 H	Utah	13	5				
19 N	Stanford	0	6	38 N	Notre Dame	1	4					127 H	New Mexico St.	9	6				
20 H	Illinois	0	8	50 N	Long Island	5	4					132 A	Loyola Marymount	1	7				
23 N	DePaul	5	4									132 H	Loyola Marymount	7	3				
												161 H	Portland St.	9	10				
												161 H	Portland St.	8	0				
												175 H	Boise St.	11	3				
												184 H	San Diego	11	3				
												184 N	San Diego	4	3				
												188 A	New Mexico	3	1				
												188 H	New Mexico	8	3				
												188 H	New Mexico	12	11				
												193 H	Indiana	13	2				
												207 N	Buffalo	2	0				
												209 H	Cal St. Bakersfield	17	1				
												209 N	Cal St. Bakersfield	6	4				
												211 H	UMKC	5	6				
												267 H	Southern Utah	12	0				
												267 H	Southern Utah	11	2				
												273 N	Idaho St.	9	8				
												273 N	Idaho St.	19	4				

Non-Div. I Games:

UNLV

RPI	S	Opponent	Score	
282	H	Weber St.	8	0

UNLV

U
N
L
V

U
N
L
V

Average RPI Win: 127		WON-LOST	WINNING	LAST 10	STRENGTH OF		OPP. STRENGTH	TEAM	ADJ	CONF.	ADJ CONF.
Average RPI Loss: 47		RECORD	PCT. RANK	GAMES	SCHEDULE		OF SCHEDULE	RPI	RPI	RPI	RPI
DIV. I ONLY		29-27-0	.51786	124	29		41	56	.56284	54	3
DIV. I NON-CONF.		22-15-0	.59459	90	94		115	74	.5449	72	3
TOTALS		RPI 1-25	RPI 26-50		W-L RECORDS		RPI 51-100		RPI 101-150		RPI 150+
29-27-0		3-12-0	2-4-0		OVERALL		10-7-0		2-4-0		12-0-0
12-8-0		2-4-0	0-0-0		HOME		4-3-0		0-1-0		6-0-0
4-13-0		0-6-0	2-1-0		AWAY		2-4-0		0-2-0		0-0-0
13-6-0		1-2-0	0-3-0		NEUTRAL		4-0-0		2-1-0		6-0-0
22-15-0		1-3-0	0-4-0		NON-CONFERENCE		7-4-0		2-4-0		12-0-0
8-2-0		0-0-0	0-0-0		HOME		2-1-0		0-1-0		6-0-0
1-8-0		0-2-0	0-0-		AWAY		1-3-0		0-2-0		0-0-0
13-5-0		1-1-0	0-3-0		NEUTRAL		4-0-0		2-1-0		6-0-0
7-12-0		2-9-0	2-0-0		CONFERENCE		3-3-0		0-0-0		0-0-0
4-6-0		2-4-0	0-0-0		HOME		2-2-0		0-0-0		0-0-0
3-5-0		0-4-0	2-0-0		AWAY		1-1-0		0-0-0		0-0-0
0-1-0		0-1-0	0-0-0		NEUTRAL		0-0-0		0-0-0		0-0-0
RPI S	Opponent	Score	RPI S	Opponent	Score	RPI S	Opponent	Score	RPI S	Opponent	Score
1 N	Alabama	3 11	33 N	BYU	1 5	59 H	Baylor	2 6	110 H	UNI	3 5
4 N	Georgia Tech	2 0	34 N	UCF	4 5	59 H	Baylor	5 3	119 N	Central Mich.	8 0
7 H	Oklahoma	0 8	36 A	Auburn	1 2	63 A	Tulsa	6 7	119 N	Central Mich.	4 1
7 H	Oklahoma	0 5	44 A	Texas Tech	2 0	63 A	Tulsa	4 6	127 A	New Mexico St.	2 4
9 H	Missouri	0 5	44 A	Texas Tech	3 1	63 A	Tulsa	1 4	127 A	New Mexico St.	1 2
9 H	Missouri	5 2	47 N	Arkansas	0 2	67 A	Iowa St.	5 9	144 N	UTSA	9 10
11 A	Texas	1 4				67 H	Iowa St.	3 6	156 N	Pacific	8 0
11 A	Texas	0 9				69 N	Virginia Tech	2 0	156 N	Pacific	11 2
15 A	Arizona St.	1 7				70 A	Creighton	4 3	163 N	Ohio	5 1
15 A	Arizona St.	0 1				70 H	Creighton	11 7	168 H	Wisconsin	4 3
16 H	Texas A&M	8 3				72 N	Penn St.	11 6	168 H	Wisconsin	8 0
16 H	Texas A&M	3 6				75 N	UTEP	6 4	171 N	SIU Edwardsville	9 4
16 N	Texas A&M	0 5				89 H	Drake	2 4	238 H	South Dakota St.	6 0
18 A	Oklahoma St.	0 8				89 H	Drake	5 0	238 H	South Dakota St.	8 3
18 A	Oklahoma St.	0 4				90 A	Kansas	2 0	272 H	South Dakota	7 5
						90 H	Kansas	8 5	272 H	South Dakota	9 3
						92 N	Colorado St.	6 2	275 N	North Dakota	10 2
									275 N	North Dakota	10 0
LAST 10 GAMES											
16 N	Texas A&M	0 5	70 H	Creighton	11 7						
9 H	Missouri	0 5	110 H	UNI	3 5						
9 H	Missouri	5 2	7 H	Oklahoma	0 8						
18 A	Oklahoma St.	0 8	7 H	Oklahoma	0 5						
18 A	Oklahoma St.	0 4	90 H	Kansas	8 5						

Non-Div. I Games:

Nebraska

[illegible]

Non-Div. I Games:

Ball St.

Ball St.

Through Games Of Sunday, May 16

RPI	S	Opponent	Score	
207	A	Buffalo	3	2
207	N	Buffalo	7	0
222	H	Toledo	13	12
222	H	Toledo	10	1
225	H	Akron	7	0
225	H	Akron	3	0
230	A	Dayton	7	2
230	A	Dayton	5	0
235	N	Northern Colo.	5	0
241	N	Austin Peay	8	1
247	N	Central Conn. St.	12	3
253	A	IUPUI	11	4

Ball St.

B
a
l
l
S
t
.

B
a
l
l
S
t
.

Average RPI Win:		153	WON-LOST RECORD		WINNING PCT. RANK		LAST 10 GAMES		STRENGTH OF SCHEDULE		OPP. STRENGTH OF SCHEDULE		TEAM RPI		ADJ RPI		CONF. RPI		ADJ CONF. RPI				
Average RPI Loss:		91																					
DIV. I ONLY			36-16-0		.69231	41	7-3-0		126		117		57		.55852	56	29		29				
DIV. I NON-CONF.			36-16-0		.69231	41	7-3-0		132		131		62		.55852	57	29		29				
TOTALS		RPI 1-25		RPI 26-50		W-L RECORDS		RPI 51-100		RPI 101-150		RPI 150+											
36-16-0		0-2-0		5-2-0		OVERALL		6-5-0		4-5-0		21-2-0											
15-7-0		0-2-0		3-1-0		HOME		2-2-0		1-1-0		9-1-0											
9-7-0		0-0-0		1-1-0		AWAY		3-2-0		1-3-0		4-1-0											
12-2-0		0-0-0		1-0-0		NEUTRAL		1-1-0		2-1-0		8-0-0											
36-16-0		0-2-0		5-2-0		NON-CONFERENCE		6-5-0		4-5-0		21-2-0											
15-7-0		0-2-0		3-1-0		HOME		2-2-0		1-1-0		9-1-0											
9-7-0		0-0-0		1-0-		AWAY		3-2-0		1-3-0		4-1-0											
12-2-0		0-0-0		1-0-0		NEUTRAL		1-1-0		2-1-0		8-0-0											
0-0-0		0-0-0		0-0-0		CONFERENCE		0-0-0		0-0-0		0-0-0											
0-0-0		0-0-0		0-0-0		HOME		0-0-0		0-0-0		0-0-0											
0-0-0		0-0-0		0-0-0		AWAY		0-0-0		0-0-0		0-0-0											
0-0-0		0-0-0		0-0-0		NEUTRAL		0-0-0		0-0-0		0-0-0											
RPI	S	Opponent		Score		RPI	S	Opponent		Score		RPI	S	Opponent		Score		RPI	S	Opponent		Score	
24	H	North Carolina		2	3	28	N	Fordham		4	0	60	A	North Carolina St.		1	7	106	A	South Carolina		1	5
24	H	North Carolina		0	8	32	H	Virginia		5	3	69	H	Virginia Tech		3	4	106	A	South Carolina		2	9
						32	H	Virginia		1	0	69	H	Virginia Tech		10	7	107	N	Stony Brook		7	2
						42	H	Radford		8	3	78	A	Liberty		7	6	116	A	James Madison		8	9
						42	H	Radford		0	12	78	A	Liberty		3	6	116	A	James Madison		16	14
						45	A	Maryland		5	1	85	A	Elon		9	0	122	H	Lehigh		14	2
						45	A	Maryland		1	3	85	A	Elon		4	0	122	H	Lehigh		6	8
												87	N	Kent St.		1	0	137	N	Morehead St.		8	0
												87	N	Kent St.		4	5	137	N	Morehead St.		5	7
												88	H	Towson		3	2	160	H	Albany (NY)		6	5
												88	H	Towson		5	6	160	H	Albany (NY)		5	0
																		163	H	Ohio		2	6
																		163	H	Ohio		11	7
																		167	N	Providence		9	1
																		170	A	UMBC		5	1
																		170	A	UMBC		5	1
																		173	H	Georgetown		6	4
																		173	H	Georgetown		5	4
																		173	N	Georgetown		7	1
																		183	A	Coastal Caro.		6	7
																		183	N	Coastal Caro.		9	0
																		191	N	Quinnipiac		6	5
																		192	N	Gardner-Webb		17	2
																		227	H	Howard		8	1
																		227	H	Howard		6	5
																		243	N	Siena		6	0
																		243	N	Siena		11	0
				LAST 10 GAMES																			
				45	A	Maryland		1	3	78	A	Liberty		7	6								
				45	A	Maryland		5	1	69	H	Virginia Tech		3	4								
				173	H	Georgetown		6	4	69	H	Virginia Tech		10	7								
				173	H	Georgetown		5	4	270	A	Hampton		12	3								
				78	A	Liberty		3	6	270	A	Hampton		12	0								

Non-Div. I Games:

Longwood

RPI	S	Opponent	Score	
250	N	UNC Wilmington	3	2
270	A	Hampton	12	0
270	A	Hampton	12	3
276	H	Norfolk St.	6	0
276	H	Norfolk St.	8	3

Longwood

L
o
n
g
w
o
o
d

L
o
n
g
w
o
o
d

Average RPI Win: 108		WON-LOST	WINNING	LAST 10	STRENGTH OF		OPP. STRENGTH	TEAM	ADJ	CONF.	ADJ CONF.
Average RPI Loss: 80		RECORD	PCT. RANK	GAMES	SCHEDULE		OF SCHEDULE	RPI	RPI	RPI	RPI
DIV. I ONLY		29-20-0	.59184	80	4-6-0		71	55	58	.55776	57
DIV. I NON-CONF.		15-9-0	.625	75	1-1-0		103	62	64	.5552	62
TOTALS		RPI 1-25	RPI 26-50		W-L RECORDS		RPI 51-100		RPI 101-150		RPI 150+
29-20-0		1-3-0	4-4-0		OVERALL		9-8-0		11-3-0		4-2-0
11-7-0		1-1-0	1-0-0		HOME		3-4-0		6-1-0		0-1-0
13-10-0		0-2-0	2-4-0		AWAY		5-2-0		4-2-0		2-0-0
5-3-0		0-0-0	1-0-0		NEUTRAL		1-2-0		1-0-0		2-1-0
15-9-0		1-3-0	1-0-0		NON-CONFERENCE		5-3-0		4-1-0		4-2-0
5-4-0		1-1-0	1-0-0		HOME		2-2-0		1-0-0		0-1-0
7-4-0		0-2-0	0-0-		AWAY		3-1-0		2-1-0		2-0-0
3-1-0		0-0-0	0-0-0		NEUTRAL		0-0-0		1-0-0		2-1-0
14-11-0		0-0-0	3-4-0		CONFERENCE		4-5-0		7-2-0		0-0-0
6-3-0		0-0-0	0-0-0		HOME		1-2-0		5-1-0		0-0-0
6-6-0		0-0-0	2-4-0		AWAY		2-1-0		2-1-0		0-0-0
2-2-0		0-0-0	1-0-0		NEUTRAL		1-2-0		0-0-0		0-0-0
RPI S	Opponent	Score	RPI S	Opponent	Score	RPI S	Opponent	Score	RPI S	Opponent	Score
7 A	Oklahoma	4 6	29 A	La.-Lafayette	0 2	59 A	Baylor	5 3	105 A	Texas-Arlington	3 2
7 H	Oklahoma	1 6	29 A	La.-Lafayette	1 2	59 A	Baylor	11 3	105 N	Texas-Arlington	2 0
11 H	Texas	1 0	29 A	La.-Lafayette	0 9	71 H	Fla. Atlantic	3 7	115 H	Middle Tenn.	2 4
18 A	Oklahoma St.	0 7	46 A	FIU	5 1	71 H	Fla. Atlantic	1 4	115 H	Middle Tenn.	12 4
			46 A	FIU	10 2	71 H	Fla. Atlantic	7 4	115 H	Middle Tenn.	2 0
			46 A	FIU	9 10	71 N	Fla. Atlantic	5 1	117 A	La.-Monroe	3 2
			46 N	FIU	2 1	81 A	Troy	1 2	117 A	La.-Monroe	0 8
			47 H	Arkansas	10 2	81 A	Troy	3 0	117 A	La.-Monroe	7 6
						81 A	Troy	7 1	121 H	Western Ky.	4 2
						81 N	Troy	0 8	121 H	Western Ky.	5 1
						81 N	Troy	1 2	121 H	Western Ky.	10 2
						89 H	Drake	2 6	144 A	UTSA	1 2
						91 H	Texas St.	3 1	144 A	UTSA	5 4
						91 H	Texas St.	9 1	144 H	UTSA	4 3
						92 H	Colorado St.	7 8	187 N	UC Riverside	5 8
						94 A	Stephen F. Austin	2 5	187 N	UC Riverside	7 2
						94 A	Stephen F. Austin	7 0	187 N	UC Riverside	9 1
									207 H	Buffalo	3 5
									264 A	Centenary (LA)	5 2
									264 A	Centenary (LA)	5 0
LAST 10 GAMES											
			81 N	Troy	1 2	105 A	Texas-Arlington	3 2			
			71 N	Fla. Atlantic	5 1	29 A	La.-Lafayette	0 9			
			46 N	FIU	2 1	29 A	La.-Lafayette	1 2			
			81 N	Troy	0 8	29 A	La.-Lafayette	0 2			
			7 H	Oklahoma	1 6	121 H	Western Ky.	4 2			

Non-Div. I Games:

North Texas

Average RPI Win: 149		WON-LOST	WINNING	LAST 10	STRENGTH OF		OPP. STRENGTH	TEAM	ADJ	CONF.	ADJ CONF.
Average RPI Loss: 28		RECORD	PCT. RANK	GAMES	SCHEDULE		OF SCHEDULE	RPI	RPI	RPI	RPI
DIV. I ONLY		24-31-0	.43636	183	2-8-0		17	22	60	.55758	58
DIV. I NON-CONF.		20-14-0	.58824	91	0-0-0		122	92	88	.53399	87
TOTALS		RPI 1-25	RPI 26-50		W-L RECORDS		RPI 51-100		RPI 101-150		RPI 150+
24-31-0		4-21-0	1-5-0		OVERALL		1-3-0		4-2-0		14-0-0
12-8-0		4-8-0	0-0-0		HOME		0-0-0		0-0-0		8-0-0
3-11-0		0-10-0	0-1-0		AWAY		0-0-0		0-0-0		3-0-0
9-12-0		0-3-0	1-4-0		NEUTRAL		1-3-0		4-2-0		3-0-0
20-14-0		0-4-0	1-5-0		NON-CONFERENCE		1-3-0		4-2-0		14-0-0
8-0-0		0-0-0	0-0-0		HOME		0-0-0		0-0-0		8-0-0
3-2-0		0-1-0	0-0-		AWAY		0-0-0		0-0-0		3-0-0
9-12-0		0-3-0	1-4-0		NEUTRAL		1-3-0		4-2-0		3-0-0
4-17-0		4-17-0	0-0-0		CONFERENCE		0-0-0		0-0-0		0-0-0
4-8-0		4-8-0	0-0-0		HOME		0-0-0		0-0-0		0-0-0
0-9-0		0-9-0	0-0-0		AWAY		0-0-0		0-0-0		0-0-0
0-0-0		0-0-0	0-0-0		NEUTRAL		0-0-0		0-0-0		0-0-0
RPI S	Opponent	Score	RPI S	Opponent	Score	RPI S	Opponent	Score	RPI S	Opponent	Score
2 A	Washington	0 1	26 A	San Diego St.	1 4	52 N	Northwestern	3 12	103 N	Long Beach St.	4 12
2 A	Washington	0 9	27 N	Ohio St.	7 8	61 N	Syracuse	4 2	117 N	La.-Monroe	8 2
2 A	Washington	1 13	28 N	Fordham	2 3	65 N	Mississippi	3 6	117 N	La.-Monroe	6 5
5 H	UCLA	6 10	38 N	Notre Dame	7 3	70 N	Creighton	3 5	118 N	UC Davis	5 3
5 H	UCLA	2 4	48 N	Mississippi St.	3 13				132 N	Loyola Marymount	5 3
5 H	UCLA	0 12	48 N	Mississippi St.	5 6				139 N	Nevada	4 5
7 N	Oklahoma	1 6							151 N	Ill.-Chicago	9 4
10 A	Arizona	1 9							156 N	Pacific	7 2
10 A	Arizona	0 8							161 A	Portland St.	2 1
10 A	Arizona	1 20							161 H	Portland St.	9 0
11 N	Texas	4 7							161 H	Portland St.	4 0
13 A	California	0 6							168 A	Cal St. Fullerton	8 2
13 A	California	1 9							175 H	Boise St.	4 0
13 A	California	3 11							184 A	San Diego	9 2
15 H	Arizona St.	3 4							256 H	Seattle	6 0
15 H	Arizona St.	4 3							256 H	Seattle	5 3
15 H	Arizona St.	2 1							267 N	Southern Utah	11 0
16 A	Texas A&M	4 6							273 H	Idaho St.	8 0
19 H	Stanford	3 4							273 H	Idaho St.	12 2
19 H	Stanford	0 1							275 H	North Dakota	11 3
19 H	Stanford	10 8									
22 N	Massachusetts	1 6	LAST 10 GAMES								
25 H	Oregon	5 6	13 A	California	3 11	15 H	Arizona St.	3 4			
25 H	Oregon	3 8	13 A	California	0 6	2 A	Washington	0 1			
25 H	Oregon	7 6	13 A	California	1 9	2 A	Washington	0 9			
			15 H	Arizona St.	4 3	2 A	Washington	1 13			
			15 H	Arizona St.	2 1	10 A	Arizona	1 9			

Non-Div. I Games:

Oregon St.

Average RPI Win: 116		WON-LOST	WINNING	LAST 10	STRENGTH OF		OPP. STRENGTH	TEAM	ADJ		CONF.	ADJ CONF.
Average RPI Loss: 44		RECORD	PCT. RANK	GAMES	SCHEDULE		OF SCHEDULE	RPI	RPI		RPI	RPI
DIV. I ONLY		27-24-0	.52941 113	4-6-0	56		16	61	.5549 59		3	3
DIV. I NON-CONF.		20-11-0	.64516 66	1-1-0	174		35	79	.54085 77		3	3
TOTALS		RPI 1-25	RPI 26-50		W-L RECORDS		RPI 51-100		RPI 101-150		RPI 150+	
27-24-0		2-11-0	4-5-0		OVERALL		7-6-0		7-1-0		7-1-0	
12-8-0		1-3-0	2-2-0		HOME		5-3-0		1-0-0		3-0-0	
10-10-0		0-6-0	1-0-0		AWAY		1-3-0		4-1-0		4-0-0	
5-6-0		1-2-0	1-3-0		NEUTRAL		1-0-0		2-0-0		0-1-0	
20-11-0		1-1-0	3-4-0		NON-CONFERENCE		2-4-0		7-1-0		7-1-0	
7-3-0		0-0-0	1-1-0		HOME		2-2-0		1-0-0		3-0-0	
9-3-0		0-0-0	1-0-		AWAY		0-2-0		4-1-0		4-0-0	
4-5-0		1-1-0	1-3-0		NEUTRAL		0-0-0		2-0-0		0-1-0	
7-13-0		1-10-0	1-1-0		CONFERENCE		5-2-0		0-0-0		0-0-0	
5-5-0		1-3-0	1-1-0		HOME		3-1-0		0-0-0		0-0-0	
1-7-0		0-6-0	0-0-0		AWAY		1-1-0		0-0-0		0-0-0	
1-1-0		0-1-0	0-0-0		NEUTRAL		1-0-0		0-0-0		0-0-0	
RPI S	Opponent	Score	RPI S	Opponent	Score	RPI S	Opponent	Score	RPI S	Opponent	Score	
5 N	UCLA	7 5	26 N	San Diego St.	11 0	54 A	Nebraska	6 2	105 A	Texas-Arlington	5 3	
7 H	Oklahoma	1 6	27 N	Ohio St.	3 4	54 A	Nebraska	3 5	105 H	Texas-Arlington	5 0	
7 H	Oklahoma	1 3	31 N	Louisville	5 6	57 H	North Texas	3 11	120 N	Utah	4 0	
9 A	Missouri	6 11	31 N	Louisville	1 4	57 H	North Texas	3 5	144 A	UTSA	8 1	
9 A	Missouri	2 9	44 H	Texas Tech	1 0	63 H	Tulsa	9 1	145 A	Wichita St.	8 0	
10 N	Arizona	2 3	44 H	Texas Tech	0 1	67 H	Iowa St.	9 7	150 A	Sam Houston St.	4 2	
11 A	Texas	0 8	49 A	Houston	4 0	67 H	Iowa St.	4 1	150 A	Sam Houston St.	0 4	
11 H	Texas	0 6	49 H	Houston	7 9	67 N	Iowa St.	15 4	150 N	Sam Houston St.	8 0	
11 N	Texas	2 3	49 H	Houston	6 0	75 A	UTEP	2 3	168 N	Cal St. Fullerton	4 8	
16 A	Texas A&M	1 11				90 H	Kansas	1 2	188 A	New Mexico	8 0	
16 H	Texas A&M	3 2				90 H	Kansas	8 0	188 A	New Mexico	7 3	
18 A	Oklahoma St.	3 6				91 A	Texas St.	3 4	188 A	New Mexico	17 4	
18 A	Oklahoma St.	4 7				98 H	South Ala.	6 3	188 A	New Mexico	5 4	
									204 H	Central Ark.	7 0	
									287 H	Prairie View	10 0	
									287 H	Prairie View	14 0	
LAST 10 GAMES												
11 N	Texas	2 3	9 A	Missouri	6 11							
67 N	Iowa St.	15 4	9 A	Missouri	2 9							
49 H	Houston	7 9	16 A	Texas A&M	1 11							
49 H	Houston	6 0	67 H	Iowa St.	4 1							
11 H	Texas	0 6	67 H	Iowa St.	9 7							

Non-Div. I Games: Okla. Christian 0 4 Okla. Christian 9 1

Baylor

Average RPI Win: 122		WON-LOST	WINNING	LAST 10	STRENGTH OF		OPP. STRENGTH	TEAM	ADJ	CONF.	ADJ CONF.
Average RPI Loss: 57		RECORD	PCT. RANK	GAMES	SCHEDULE		OF SCHEDULE	RPI	RPI	RPI	RPI
DIV. I ONLY		28-27-0	.50909	132	3-7-0		46	36	69	.55371	60
DIV. I NON-CONF.		19-14-0	.57576	97	2-0-0		106	111	83	.53886	80
TOTALS		RPI 1-25	RPI 26-50		W-L RECORDS		RPI 51-100		RPI 101-150		RPI 150+
28-27-0		4-8-0	3-9-0		OVERALL		4-5-0		9-2-0		8-3-0
9-10-0		0-3-0	1-4-0		HOME		2-2-0		4-0-0		2-1-0
9-9-0		3-3-0	1-2-0		AWAY		1-2-0		1-1-0		3-1-0
10-8-0		1-2-0	1-3-0		NEUTRAL		1-1-0		4-1-0		3-1-0
19-14-0		1-1-0	1-5-0		NON-CONFERENCE		3-3-0		6-2-0		8-3-0
4-3-0		0-0-0	0-2-0		HOME		1-0-0		1-0-0		2-1-0
5-4-0		0-0-0	0-0-		AWAY		1-2-0		1-1-0		3-1-0
10-7-0		1-1-0	1-3-0		NEUTRAL		1-1-0		4-1-0		3-1-0
9-13-0		3-7-0	2-4-0		CONFERENCE		1-2-0		3-0-0		0-0-0
5-7-0		0-3-0	1-2-0		HOME		1-2-0		3-0-0		0-0-0
4-5-0		3-3-0	1-2-0		AWAY		0-0-0		0-0-0		0-0-0
0-1-0		0-1-0	0-0-0		NEUTRAL		0-0-0		0-0-0		0-0-0
RPI S	Opponent	Score	RPI S	Opponent	Score	RPI S	Opponent	Score	RPI S	Opponent	Score
4 H	Georgia Tech	1 8	30 N	Hofstra	1 2	51 N	Southern Ill.	7 6	107 H	Stony Brook	9 3
4 H	Georgia Tech	2 9	32 A	Virginia	0 1	56 H	Longwood	7 1	125 A	UNC Greensboro	10 0
4 H	Georgia Tech	4 11	32 A	Virginia	9 0	62 A	Charlotte	1 3	125 A	UNC Greensboro	1 5
21 A	Florida St.	2 4	32 A	Virginia	1 4	62 A	Charlotte	2 6	129 N	Wright St.	6 10
21 A	Florida St.	3 1	35 H	East Carolina	0 1	69 H	Virginia Tech	4 3	131 N	North Florida	7 0
21 A	Florida St.	0 5	35 H	East Carolina	0 7	69 H	Virginia Tech	0 11	131 N	North Florida	7 0
22 N	Massachusetts	3 1	36 N	Auburn	1 2	69 H	Virginia Tech	0 2	133 H	Boston College	4 3
22 N	Massachusetts	0 1	43 N	Illinois St.	0 10	74 N	Iowa	1 3	133 H	Boston College	3 2
24 A	North Carolina	3 2	45 H	Maryland	2 0	84 A	South Fla.	4 0	133 H	Boston College	7 0
24 A	North Carolina	5 1	45 H	Maryland	0 2				143 N	North Dakota St.	6 2
24 A	North Carolina	2 3	45 H	Maryland	0 1				146 N	Michigan St.	4 0
24 N	North Carolina	1 7	48 N	Mississippi St.	4 3				151 N	Ill.-Chicago	1 3
					LAST 10 GAMES						
					24 N	North Carolina	1 7	45 H	Maryland	0 2	
					4 H	Georgia Tech	1 8	45 H	Maryland	2 0	
					4 H	Georgia Tech	2 9	250 A	UNC Wilmington	15 4	
					4 H	Georgia Tech	4 11	250 A	UNC Wilmington	7 2	
					45 H	Maryland	0 1	32 A	Virginia	0 1	
									286 H	N.C. Central	24 1

Non-Div. I Games:

North Carolina St.

Average RPI Win: 129		WON-LOST RECORD		WINNING PCT. RANK		LAST 10 GAMES		STRENGTH OF SCHEDULE		OPP. STRENGTH OF SCHEDULE		TEAM RPI		ADJ RPI		CONF. RPI		ADJ CONF. RPI	
DIV. I ONLY		32-24-0		.57143 94		6-4-0		66		64		63		.55301 61		10		10	
DIV. I NON-CONF.		19-14-0		.57576 97		2-1-0		34		44		50		.56463 52		9		9	
TOTALS		RPI 1-25		RPI 26-50		W-L RECORDS		RPI 51-100		RPI 101-150		RPI 150+							
32-24-0		1-9-0		2-4-0		OVERALL		10-3-0		8-3-0		11-5-0							
8-4-0		0-2-0		0-0-0		HOME		0-0-0		2-0-0		6-2-0							
11-11-0		0-2-0		1-4-0		AWAY		5-0-0		4-3-0		1-2-0							
13-9-0		1-5-0		1-0-0		NEUTRAL		5-3-0		2-0-0		4-1-0							
19-14-0		0-7-0		1-2-0		NON-CONFERENCE		10-3-0		2-1-0		6-1-0							
2-0-0		0-0-0		0-0-0		HOME		0-0-0		0-0-0		2-0-0							
6-5-0		0-2-0		0-0-		AWAY		5-0-0		1-1-0		0-0-0							
11-9-0		0-5-0		1-0-0		NEUTRAL		5-3-0		1-0-0		4-1-0							
13-10-0		1-2-0		1-2-0		CONFERENCE		0-0-0		6-2-0		5-4-0							
6-4-0		0-2-0		0-0-0		HOME		0-0-0		2-0-0		4-2-0							
5-6-0		0-0-0		1-2-0		AWAY		0-0-0		3-2-0		1-2-0							
2-0-0		1-0-0		0-0-0		NEUTRAL		0-0-0		1-0-0		0-0-0							
RPI S	Opponent	Score		RPI S	Opponent	Score		RPI S	Opponent	Score		RPI S	Opponent	Score					
8 A	LSU	2	9	27 N	Ohio St.	11	3	58 N	Oregon St.	2	4	124 H	St. John's (NY)	6	2				
8 A	LSU	1	9	29 A	La.-Lafayette	4	10	71 A	Fla. Atlantic	2	1	124 H	St. John's (NY)	3	2				
11 N	Texas	4	5	29 A	La.-Lafayette	0	9	71 N	Fla. Atlantic	4	6	126 N	Charleston So.	5	2				
17 N	Tennessee	6	8	31 A	Louisville	2	1	72 A	Penn St.	2	0	136 A	Villanova	1	5				
19 N	Stanford	3	7	31 A	Louisville	2	6	72 A	Penn St.	6	1	136 A	Villanova	3	1				
20 N	Illinois	3	7	31 A	Louisville	4	7	74 N	Iowa	3	2	136 A	Villanova	11	1				
21 N	Florida St.	0	3					74 N	Iowa	1	4	136 N	Villanova	4	3				
23 H	DePaul	0	4					82 A	Cornell	4	1	138 A	Pittsburgh	0	4				
23 H	DePaul	0	1					82 A	Cornell	10	0	138 A	Pittsburgh	8	0				
23 N	DePaul	3	2					88 N	Towson	3	1	140 A	Canisius	2	3				
								98 N	South Ala.	5	3	140 A	Canisius	4	3				
								98 N	South Ala.	4	3	155 N	Campbell	7	5				
								100 N	Jacksonville	7	4	167 H	Providence	11	1				
												167 H	Providence	10	2				
												167 H	Providence	6	7				
												168 N	Cal St. Fullerton	4	1				
												173 A	Georgetown	4	8				
												173 A	Georgetown	6	7				
												173 A	Georgetown	6	0				
												174 H	Connecticut	2	3				
												174 H	Connecticut	9	6				
												174 H	Connecticut	5	1				
												200 N	Bradley	2	3				
												207 H	Buffalo	8	0				
												207 H	Buffalo	3	2				
												271 N	Bryant	4	0				
												271 N	Bryant	5	0				

Non-Div. I Games:

Syracuse

Average RPI Win:		166	WON-LOST	WINNING	LAST 10	STRENGTH OF		OPP. STRENGTH	TEAM	ADJ		CONF.	ADJ CONF.
Average RPI Loss:		69	RECORD	PCT. RANK	GAMES	SCHEDULE		OF SCHEDULE	RPI	RPI		RPI	RPI
DIV. I ONLY			40-18-0	.68966	43	5-5-0		117	120	55		.55254	62
DIV. I NON-CONF.			23-11-0	.67647	51	0-0-0		130	116	65		.55012	68
TOTALS		RPI 1-25	RPI 26-50		W-L RECORDS		RPI 51-100		RPI 101-150		RPI 150+		
40-18-0		0-5-0	0-3-0		OVERALL		7-4-0		8-4-0		25-2-0		
25-5-0		0-2-0	0-0-0		HOME		5-1-0		6-1-0		14-1-0		
13-10-0		0-3-0	0-2-0		AWAY		1-3-0		2-1-0		10-1-0		
2-3-0		0-0-0	0-1-0		NEUTRAL		1-0-0		0-2-0		1-0-0		
23-11-0		0-2-0	0-0-0		NON-CONFERENCE		4-4-0		8-4-0		11-1-0		
15-5-0		0-2-0	0-0-0		HOME		3-1-0		6-1-0		6-1-0		
8-4-0		0-0-0	0-0-		AWAY		1-3-0		2-1-0		5-0-0		
0-2-0		0-0-0	0-0-0		NEUTRAL		0-0-0		0-2-0		0-0-0		
17-7-0		0-3-0	0-3-0		CONFERENCE		3-0-0		0-0-0		14-1-0		
10-0-0		0-0-0	0-0-0		HOME		2-0-0		0-0-0		8-0-0		
5-6-0		0-3-0	0-2-0		AWAY		0-0-0		0-0-0		5-1-0		
2-1-0		0-0-0	0-1-0		NEUTRAL		1-0-0		0-0-0		1-0-0		
RPI S	Opponent	Score	RPI S	Opponent	Score	RPI S	Opponent	Score	RPI S	Opponent	Score		
22 A	Massachusetts	0 3	28 A	Fordham	0 1	60 H	North Carolina St.	6 2	101 H	Marshall	2 0		
22 A	Massachusetts	1 5	28 A	Fordham	0 8	60 H	North Carolina St.	3 1	101 H	Marshall	8 0		
22 A	Massachusetts	4 9	28 N	Fordham	0 1	64 A	S.C. Upstate	4 5	102 N	San Jose St.	2 3		
24 H	North Carolina	1 6				64 A	S.C. Upstate	2 3	102 N	San Jose St.	3 4		
24 H	North Carolina	4 9				73 H	Boston U.	0 2	106 A	South Carolina	8 1		
						73 H	Boston U.	3 2	107 H	Stony Brook	5 2		
						85 A	Elon	4 2	107 H	Stony Brook	1 0		
						85 A	Elon	3 4	111 A	Winthrop	2 1		
						96 H	St. Joseph's	3 2	111 A	Winthrop	4 5		
						96 H	St. Joseph's	2 1	125 H	UNC Greensboro	9 2		
						96 N	St. Joseph's	5 2	128 H	Appalachian St.	2 4		
									128 H	Appalachian St.	1 0		
									152 A	St. Louis	1 0		
									152 A	St. Louis	0 8		
									162 H	Furman	1 2		
									162 H	Furman	2 1		
									179 H	Seton Hall	5 1		
									181 A	Sacramento St.	4 0		
									181 A	Sacramento St.	6 3		
									181 A	Sacramento St.	4 3		
									192 A	Gardner-Webb	11 5		
									192 A	Gardner-Webb	11 0		
									194 H	East Tenn. St.	7 3		
									206 H	Temple	2 0		
									206 H	Temple	11 3		
									210 A	Rhode Island	5 0		
									210 A	Rhode Island	14 7		
			LAST 10 GAMES										
			22 A	Massachusetts	4 9	152 A	St. Louis	1 0					
			96 N	St. Joseph's	5 2	28 A	Fordham	0 8					
			28 N	Fordham	0 1	28 A	Fordham	0 1					
			210 N	Rhode Island	8 0	232 A	George Washington	3 2					
			152 A	St. Louis	0 8	232 A	George Washington	3 0					

Non-Div. I Games:

Charlotte

RPI	S	Opponent	Score	
210	N	Rhode Island	8	0
222	H	Toledo	4	1
222	H	Toledo	7	4
230	H	Dayton	6	1
230	H	Dayton	8	0
231	H	St. Bonaventure	9	1
231	H	St. Bonaventure	8	0
232	A	George Washington	3	0
232	A	George Washington	3	2
233	H	La Salle	3	2
233	H	La Salle	1	0
244	H	St. Francis (PA)	5	3

Charlotte

C
h
a
r
l
o
t
t
e

C
h
a
r
l
o
t
t
e

Average RPI Win:		108	WON-LOST RECORD		WINNING PCT. RANK		LAST 10 GAMES		STRENGTH OF SCHEDULE		OPP. STRENGTH OF SCHEDULE		TEAM RPI		ADJ RPI		CONF. RPI		ADJ CONF. RPI				
Average RPI Loss:		94																					
DIV. I ONLY			31-21-0		.59615 76		6-4-0		94		52		68		.55245 63		5		5				
DIV. I NON-CONF.			17-13-0		.56667 101		0-0-0		147		58		103		.5255 99		5		6				
TOTALS		RPI 1-25		RPI 26-50		W-L RECORDS		RPI 51-100		RPI 101-150		RPI 150+											
31-21-0		2-2-0		6-5-0		OVERALL		6-4-0		10-7-0		7-3-0											
17-7-0		1-1-0		3-1-0		HOME		6-1-0		3-3-0		4-1-0											
10-8-0		1-1-0		3-3-0		AWAY		0-2-0		5-2-0		1-0-0											
4-6-0		0-0-0		0-1-0		NEUTRAL		0-1-0		2-2-0		2-2-0											
17-13-0		2-2-0		1-2-0		NON-CONFERENCE		4-2-0		3-4-0		7-3-0											
11-5-0		1-1-0		1-1-0		HOME		4-0-0		1-2-0		4-1-0											
2-4-0		1-1-0		0-0-		AWAY		0-2-0		0-1-0		1-0-0											
4-4-0		0-0-0		0-1-0		NEUTRAL		0-0-0		2-1-0		2-2-0											
14-8-0		0-0-0		5-3-0		CONFERENCE		2-2-0		7-3-0		0-0-0											
6-2-0		0-0-0		2-0-0		HOME		2-1-0		2-1-0		0-0-0											
8-4-0		0-0-0		3-3-0		AWAY		0-0-0		5-1-0		0-0-0											
0-2-0		0-0-0		0-0-0		NEUTRAL		0-1-0		0-1-0		0-0-0											
RPI	S	Opponent		Score		RPI	S	Opponent		Score		RPI	S	Opponent		Score		RPI	S	Opponent		Score	
7	A	Oklahoma		0	7	33	N	BYU		5	7	54	H	Nebraska		4	1	101	A	Marshall		7	4
7	H	Oklahoma		5	4	34	A	UCF		1	0	54	H	Nebraska		6	4	101	A	Marshall		6	2
18	A	Oklahoma St.		6	2	34	A	UCF		1	2	54	H	Nebraska		7	6	101	A	Marshall		11	1
18	H	Oklahoma St.		1	3	34	A	UCF		3	4	59	A	Baylor		1	9	103	H	Memphis		5	3
						39	A	UAB		5	4	66	A	Georgia St.		4	5	103	H	Memphis		1	6
						39	A	UAB		3	4	75	H	UTEP		2	1	103	H	Memphis		7	5
						39	A	UAB		4	1	75	H	UTEP		9	0	103	N	Memphis		1	5
						47	H	Arkansas		13	2	75	H	UTEP		2	4	105	N	Texas-Arlington		2	3
						47	H	Arkansas		1	3	75	N	UTEP		5	9	110	H	UNI		0	8
						49	H	Houston		8	4	91	H	Texas St.		5	4	113	A	Southern Miss.		9	1
						49	H	Houston		7	1							113	A	Southern Miss.		2	0
																		113	A	Southern Miss.		0	3
																		120	A	Utah		5	6
																		141	N	Mercer		4	0
																		145	H	Wichita St.		7	0
																		145	H	Wichita St.		4	6
																		145	N	Wichita St.		8	5
																		154	H	Eastern Ill.		11	2
																		172	A	Missouri St.		4	3
																		177	N	Utah St.		8	1
																		204	N	Central Ark.		3	4
																		211	H	UMKC		7	0
																		212	N	UC Santa Barbara		1	3
																		238	H	South Dakota St.		3	0
																		273	N	Idaho St.		8	0
																		275	H	North Dakota		1	2
																		275	H	North Dakota		13	7

TOTALS		RPI 1-25		RPI 26-50		W-L RECORDS		RPI 51-100		RPI 101-150		RPI 150+											
31-21-0		2-2-0		6-5-0		OVERALL		6-4-0		10-7-0		7-3-0											
17-7-0		1-1-0		3-1-0		HOME		6-1-0		3-3-0		4-1-0											
10-8-0		1-1-0		3-3-0		AWAY		0-2-0		5-2-0		1-0-0											
4-6-0		0-0-0		0-1-0		NEUTRAL		0-1-0		2-2-0		2-2-0											
17-13-0		2-2-0		1-2-0		NON-CONFERENCE		4-2-0		3-4-0		7-3-0											
11-5-0		1-1-0		1-1-0		HOME		4-0-0		1-2-0		4-1-0											
2-4-0		1-1-0		0-0-		AWAY		0-2-0		0-1-0		1-0-0											
4-4-0		0-0-0		0-1-0		NEUTRAL		0-0-0		2-1-0		2-2-0											
14-8-0		0-0-0		5-3-0		CONFERENCE		2-2-0		7-3-0		0-0-0											
6-2-0		0-0-0		2-0-0		HOME		2-1-0		2-1-0		0-0-0											
8-4-0		0-0-0		3-3-0		AWAY		0-0-0		5-1-0		0-0-0											
0-2-0		0-0-0		0-0-0		NEUTRAL		0-1-0		0-1-0		0-0-0											
RPI	S	Opponent		Score		RPI	S	Opponent		Score		RPI	S	Opponent		Score		RPI	S	Opponent		Score	
7	A	Oklahoma		0	7	33	N	BYU		5	7	54	H	Nebraska		4	1	101	A	Marshall		7	4
7	H	Oklahoma		5	4	34	A	UCF		1	0	54	H	Nebraska		6	4	101	A	Marshall		6	2
18	A	Oklahoma St.		6	2	34	A	UCF		1	2	54	H	Nebraska		7	6	101	A	Marshall		11	1
18	H	Oklahoma St.		1	3	34	A	UCF		3	4	59	A	Baylor		1	9	103	H	Memphis		5	3
						39	A	UAB		5	4	66	A	Georgia St.		4	5	103	H	Memphis		1	6
						39	A	UAB		3	4	75	H	UTEP		2	1	103	H	Memphis		7	5
						39	A	UAB		4	1	75	H	UTEP		9	0	103	N	Memphis		1	5
						47	H	Arkansas		13	2	75	H	UTEP		2	4	105	N	Texas-Arlington		2	3
						47	H	Arkansas		1	3	75	N	UTEP		5	9	110	H	UNI		0	8
						49	H	Houston		8	4	91	H	Texas St.		5	4	113	A	Southern Miss.		9	1
						49	H	Houston		7	1							113	A	Southern Miss.		2	0
																		113	A	Southern Miss.		0	3
																		120	A	Utah		5	6
																		141	N	Mercer		4	0
																		145	H	Wichita St.		7	0
																		145	H	Wichita St.		4	6
																		145	N	Wichita St.		8	5
																		154	H	Eastern Ill.		11	2
																		172	A	Missouri St.		4	3
																		177	N	Utah St.		8	1
																		204	N	Central Ark.		3	4
																		211	H	UMKC		7	0
																		212	N	UC Santa Barbara		1	3
																		238	H	South Dakota St.		3	0
																		273	N	Idaho St.		8	0
																		275	H	North Dakota		1	2
																		275	H	North Dakota		13	7

Non-Div. I Games:

Tulsa

Average RPI Win:	157	WON-LOST RECORD	WINNING PCT. RANK	LAST 10 GAMES	STRENGTH OF SCHEDULE	OPP. STRENGTH OF SCHEDULE	TEAM RPI	ADJ RPI	CONF. RPI	ADJ CONF. RPI		
DIV. I ONLY		39-15-0	.72222	32	7-3-0	164	152	59	.54997	64	11	11
DIV. I NON-CONF.		25-4-0	.86207	11	2-0-0	225	190	45	.56512	51	13	13
<hr/>												
TOTALS	RPI 1-25	RPI 26-50		W-L RECORDS		RPI 51-100		RPI 101-150		RPI 150+		
39-15-0	0-0-0	1-3-0		OVERALL		6-6-0		13-2-0		19-4-0		
22-6-0	0-0-0	0-0-0		HOME		4-3-0		10-1-0		8-2-0		
12-6-0	0-0-0	0-2-0		AWAY		1-2-0		2-1-0		9-1-0		
5-3-0	0-0-0	1-1-0		NEUTRAL		1-1-0		1-0-0		2-1-0		
<hr/>												
25-4-0	0-0-0	0-0-0		NON-CONFERENCE		2-1-0		9-0-0		14-3-0		
15-3-0	0-0-0	0-0-0		HOME		2-1-0		7-0-0		6-2-0		
7-0-0	0-0-0	0-0-		AWAY		0-0-0		1-0-0		6-0-0		
3-1-0	0-0-0	0-0-0		NEUTRAL		0-0-0		1-0-0		2-1-0		
<hr/>												
14-11-0	0-0-0	1-3-0		CONFERENCE		4-5-0		4-2-0		5-1-0		
7-3-0	0-0-0	0-0-0		HOME		2-2-0		3-1-0		2-0-0		
5-6-0	0-0-0	0-2-0		AWAY		1-2-0		1-1-0		3-1-0		
2-2-0	0-0-0	1-1-0		NEUTRAL		1-1-0		0-0-0		0-0-0		
<hr/>												
RPI	S	Opponent	Score	RPI	S	Opponent	Score	RPI	S	Opponent	Score	
				40	A	Lipscomb	0 4	62	H	Charlotte	3 2	
				40	A	Lipscomb	1 6	62	H	Charlotte	5 4	
				40	N	Lipscomb	3 2	77	A	Stetson	2 1	
				40	N	Lipscomb	0 11	77	H	Stetson	0 1	
								77	H	Stetson	7 2	
								78	H	Liberty	2 12	
								95	H	Kennesaw St.	2 1	
								95	H	Kennesaw St.	2 10	
								95	N	Kennesaw St.	0 1	
								100	A	Jacksonville	2 7	
								100	A	Jacksonville	3 4	
								100	N	Jacksonville	7 4	
											131 A North Florida	2 3
											131 A North Florida	4 0
											141 H Mercer	2 0
											141 H Mercer	4 5
											155 A Campbell	1 2
											155 A Campbell	1 0
											162 A Furman	3 1
											162 A Furman	1 0
											170 H UMBC	1 2
											170 H UMBC	3 1
											183 H Coastal Caro.	2 4
											183 H Coastal Caro.	4 0
											183 N Coastal Caro.	1 6
											192 A Gardner-Webb	6 1
											192 A Gardner-Webb	6 0
											194 H East Tenn. St.	4 2
LAST 10 GAMES												
				40	N	Lipscomb	0 11	155	A	Campbell	1 0	
				77	A	Stetson	2 1	155	A	Campbell	1 2	
				100	N	Jacksonville	7 4	128	H	Appalachian St.	9 8	
				40	N	Lipscomb	3 2	128	H	Appalachian St.	3 0	
				95	N	Kennesaw St.	0 1	194	H	East Tenn. St.	4 2	

Non-Div. I Games: Tusculum 6 1 Tusculum 8 0

S.C. Upstate

RPI	S	Opponent	Score	
194	H	East Tenn. St.	3	0
221	A	N.C. A&T	6	0
221	A	N.C. A&T	1	0
228	H	Eastern Ky.	9	1
229	N	Hartford	2	0
243	H	Siena	3	0
258	A	Belmont	7	2
258	A	Belmont	2	0
260	H	Western Caro.	2	1
260	H	Western Caro.	9	3
281	N	Winston-Salem	8	0

S.C. Upstate

S
.
C
.
U
p
s
t
a
t
e

S
.
C
.
U
p
s
t
a
t
e

Average RPI Win: 139		WON-LOST	WINNING	LAST 10	STRENGTH OF		OPP. STRENGTH	TEAM	ADJ		CONF.	ADJ CONF.
Average RPI Loss: 48		RECORD	PCT. RANK	GAMES	SCHEDULE		OF SCHEDULE	RPI	RPI		RPI	RPI
DIV. I ONLY		27-27-0	.5	135	6-4-0		49	27	70		.54985	65
DIV. I NON-CONF.		19-8-0	.7037	39	3-0-0		175	175	75		.54397	74
TOTALS		RPI 1-25	RPI 26-50		W-L RECORDS		RPI 51-100		RPI 101-150		RPI 150+	
27-27-0		1-14-0	7-7-0		OVERALL		1-2-0		5-0-0		13-4-0	
13-9-0		0-3-0	4-5-0		HOME		0-0-0		2-0-0		7-1-0	
5-13-0		1-10-0	1-2-0		AWAY		0-1-0		0-0-0		3-0-0	
9-5-0		0-1-0	2-0-0		NEUTRAL		1-1-0		3-0-0		3-3-0	
19-8-0		0-2-0	2-0-0		NON-CONFERENCE		1-2-0		3-0-0		13-4-0	
7-1-0		0-0-0	0-0-0		HOME		0-0-0		0-0-0		7-1-0	
3-2-0		0-1-0	0-0-		AWAY		0-1-0		0-0-0		3-0-0	
9-5-0		0-1-0	2-0-0		NEUTRAL		1-1-0		3-0-0		3-3-0	
8-19-0		1-12-0	5-7-0		CONFERENCE		0-0-0		2-0-0		0-0-0	
6-8-0		0-3-0	4-5-0		HOME		0-0-0		2-0-0		0-0-0	
2-11-0		1-9-0	1-2-0		AWAY		0-0-0		0-0-0		0-0-0	
0-0-0		0-0-0	0-0-0		NEUTRAL		0-0-0		0-0-0		0-0-0	
RPI S	Opponent	Score	RPI S	Opponent	Score	RPI S	Opponent	Score	RPI S	Opponent	Score	
1 A	Alabama	3 8	36 H	Auburn	0 3	58 N	Oregon St.	6 3	106 H	South Carolina	6 3	
1 A	Alabama	1 3	36 H	Auburn	6 5	71 A	Fla. Atlantic	0 2	106 H	South Carolina	3 0	
1 A	Alabama	0 14	36 H	Auburn	2 3	79 N	UT Martin	6 7	113 N	Southern Miss.	4 0	
4 N	Georgia Tech	0 1	37 H	Kentucky	0 2				138 N	Pittsburgh	3 0	
6 A	Florida	3 5	37 H	Kentucky	5 3				141 N	Mercer	11 0	
6 A	Florida	2 12	37 H	Kentucky	2 4				161 N	Portland St.	5 3	
6 A	Florida	6 4	45 N	Maryland	2 1				163 N	Ohio	7 3	
8 A	LSU	1 7	45 N	Maryland	2 0				164 N	Tennessee Tech	3 4	
8 A	LSU	1 2	47 A	Arkansas	0 5				171 H	SIU Edwardsville	4 2	
12 H	Georgia	5 9	47 A	Arkansas	10 6				171 H	SIU Edwardsville	4 5	
12 H	Georgia	5 6	47 A	Arkansas	0 9				189 A	Samford	3 1	
12 H	Georgia	0 6	48 H	Mississippi St.	9 2				189 A	Samford	7 3	
15 A	Arizona St.	0 13	48 H	Mississippi St.	6 4				196 N	Minnesota	0 1	
17 A	Tennessee	2 4	48 H	Mississippi St.	5 11				201 N	Western Mich.	16 21	
17 A	Tennessee	3 6							204 A	Central Ark.	11 1	
									204 H	Central Ark.	7 6	
									210 N	Rhode Island	7 2	
									240 H	Murray St.	9 1	
									264 H	Centenary (LA)	8 3	
									264 H	Centenary (LA)	5 2	
									266 H	Alcorn St.	9 0	
									266 H	Alcorn St.	9 1	
			LAST 10 GAMES									
			37 H	Kentucky	5 3	47 A	Arkansas	0 5				
			37 H	Kentucky	2 4	204 A	Central Ark.	11 1				
			37 H	Kentucky	0 2	36 H	Auburn	6 5				
			47 A	Arkansas	10 6	36 H	Auburn	0 3				
			47 A	Arkansas	0 9	36 H	Auburn	2 3				

Non-Div. I Games: UNKNOWN 8 0 UNKNOWN 8 0

Mississippi

Average RPI Win: 156		WON-LOST RECORD		WINNING PCT. RANK		LAST 10 GAMES		STRENGTH OF SCHEDULE		OPP. STRENGTH OF SCHEDULE		TEAM RPI		ADJ RPI		CONF. RPI		ADJ CONF. RPI	
DIV. I ONLY		37-19-0		.66071 49		6-4-0		120		116		64		.54929 66		14		14	
DIV. I NON-CONF.		21-10-0		.67742 47		0-0-0		125		123		61		.55623 60		15		15	
TOTALS		RPI 1-25		RPI 26-50		W-L RECORDS		RPI 51-100		RPI 101-150		RPI 150+							
37-19-0		0-2-0		4-4-0		OVERALL		7-4-0		5-4-0		21-5-0							
22-7-0		0-1-0		2-2-0		HOME		5-2-0		3-1-0		12-1-0							
8-8-0		0-1-0		0-1-0		AWAY		1-2-0		0-0-0		7-4-0							
7-4-0		0-0-0		2-1-0		NEUTRAL		1-0-0		2-3-0		2-0-0							
21-10-0		0-2-0		3-1-0		NON-CONFERENCE		3-4-0		2-2-0		13-1-0							
13-4-0		0-1-0		1-0-0		HOME		2-2-0		1-0-0		9-1-0							
3-3-0		0-1-0		0-0-		AWAY		1-2-0		0-0-0		2-0-0							
5-3-0		0-0-0		2-1-0		NEUTRAL		0-0-0		1-2-0		2-0-0							
16-9-0		0-0-0		1-3-0		CONFERENCE		4-0-0		3-2-0		8-4-0							
9-3-0		0-0-0		1-2-0		HOME		3-0-0		2-1-0		3-0-0							
5-5-0		0-0-0		0-1-0		AWAY		0-0-0		0-0-0		5-4-0							
2-1-0		0-0-0		0-0-0		NEUTRAL		1-0-0		1-1-0		0-0-0							
RPI	S	Opponent		Score		RPI	S	Opponent		Score		RPI	S	Opponent		Score			
4	A	Georgia Tech		1	7	28	N	Fordham		1	0	63	H	Tulsa		5	4		
4	H	Georgia Tech		3	7	28	N	Fordham		1	5	68	H	Chattanooga		2	0		
						30	A	Hofstra		0	3	68	H	Chattanooga		1	5		
						30	H	Hofstra		0	2	88	H	Towson		1	0		
						30	H	Hofstra		1	0	88	H	Towson		3	1		
						30	H	Hofstra		1	5	88	H	Towson		11	5		
						36	H	Auburn		6	5	88	N	Towson		4	1		
						37	N	Kentucky		7	1	95	A	Kennesaw St.		0	2		
												95	H	Kennesaw St.		1	6		
												97	A	Ga. Southern		3	1		
												97	A	Ga. Southern		7	8		
														154 H Eastern Ill.		2	6		
														154 H Eastern Ill.		4	1		
														162 A Furman		3	2		
														162 A Furman		6	4		
														178 A Delaware		3	5		
														178 A Delaware		6	7		
														178 A Delaware		5	0		
														185 H Drexel		4	1		
														185 H Drexel		3	0		
														185 H Drexel		3	2		
														194 H East Tenn. St.		8	7		
														195 N Bowling Green		8	0		
														206 H Temple		10	0		
														216 N Dartmouth		11	2		
														223 A George Mason		0	1		
														223 A George Mason		6	0		
														223 A George Mason		3	0		
														227 H Howard		10	1		
				LAST 10 GAMES															
				30	A	Hofstra	0	3	88	H	Towson	11	5	216	N	Dartmouth	11	2	
				116	N	James Madison	4	3	88	H	Towson	3	1	223	A	George Mason	0	1	
				88	N	Towson	4	1	30	H	Hofstra	0	2	223	A	George Mason	6	0	
				116	N	James Madison	0	3	30	H	Hofstra	1	5	223	A	George Mason	3	0	
				88	H	Towson	1	0	30	H	Hofstra	1	0	227	H	Howard	10	1	

Non-Div. I Games:

Georgia St.

Georgia St.

Average RPI Win:		105	WON-LOST RECORD		WINNING PCT. RANK	LAST 10 GAMES		STRENGTH OF SCHEDULE		OPP. STRENGTH OF SCHEDULE		TEAM RPI	ADJ RPI		CONF. RPI	ADJ CONF. RPI		
DIV. I ONLY			26-29-0		.47273	155	2-8-0		30		30		65	.54833		67	3	3
DIV. I NON-CONF.			22-13-0		.62857	74	0-0-0		92		68		58	.55774		59	3	3
TOTALS		RPI 1-25		RPI 26-50		W-L RECORDS		RPI 51-100		RPI 101-150		RPI 150+						
26-29-0		0-13-0		3-4-0		OVERALL		11-8-0		6-1-0		6-3-0						
2-9-0		0-8-0		0-0-0		HOME		2-1-0		0-0-0		0-0-0						
14-10-0		0-4-0		3-1-0		AWAY		5-4-0		3-0-0		3-1-0						
10-10-0		0-1-0		0-3-0		NEUTRAL		4-3-0		3-1-0		3-2-0						
22-13-0		0-2-0		2-3-0		NON-CONFERENCE		8-4-0		6-1-0		6-3-0						
1-1-0		0-0-0		0-0-0		HOME		1-1-0		0-0-0		0-0-0						
11-4-0		0-2-0		2-0-		AWAY		3-1-0		3-0-0		3-1-0						
10-8-0		0-0-0		0-3-0		NEUTRAL		4-2-0		3-1-0		3-2-0						
4-16-0		0-11-0		1-1-0		CONFERENCE		3-4-0		0-0-0		0-0-0						
1-8-0		0-8-0		0-0-0		HOME		1-0-0		0-0-0		0-0-0						
3-6-0		0-2-0		1-1-0		AWAY		2-3-0		0-0-0		0-0-0						
0-2-0		0-1-0		0-0-0		NEUTRAL		0-1-0		0-0-0		0-0-0						
RPI	S	Opponent		Score		RPI	S	Opponent		Score		RPI	S	Opponent		Score		
7	H	Oklahoma		0 2		29	N	La.-Lafayette		5 6		51	A	Southern Ill.		2 1		
7	H	Oklahoma		2 3		29	N	La.-Lafayette		1 4		54	A	Nebraska		6 3		
9	H	Missouri		6 12		44	A	Texas Tech		3 6		54	H	Nebraska		9 5		
9	H	Missouri		9 14		44	A	Texas Tech		4 2		59	A	Baylor		7 9		
11	H	Texas		0 8		47	A	Arkansas		2 1		59	A	Baylor		1 4		
11	H	Texas		2 10		47	N	Arkansas		2 4		59	N	Baylor		4 15		
11	N	Texas		2 11		49	A	Houston		9 1		70	A	Creighton		2 1		
12	A	Georgia		0 8								70	A	Creighton		3 1		
12	A	Georgia		3 11								74	H	Iowa		7 3		
16	H	Texas A&M		2 4								74	N	Iowa		8 2		
16	H	Texas A&M		1 9								76	N	Purdue		3 2		
18	A	Oklahoma St.		1 2								89	A	Drake		2 5		
18	A	Oklahoma St.		0 4								89	H	Drake		2 3		
												89	N	Drake		5 2		
												89	N	Drake		2 1		
												90	A	Kansas		4 3		
												90	A	Kansas		0 3		
												98	N	South Ala.		2 3		
												99	N	Western Ill.		4 5		
LAST 10 GAMES																		
						59	N	Baylor		4 15		9	H	Missouri		9 14		
						90	A	Kansas		4 3		9	H	Missouri		6 12		
						90	A	Kansas		0 3		59	A	Baylor		1 4		
						11	H	Texas		2 10		59	A	Baylor		7 9		
						11	H	Texas		0 8		54	A	Nebraska		6 3		

Non-Div. I Games:

Iowa St.

Average RPI Win:		157	WON-LOST RECORD		WINNING PCT. RANK		LAST 10 GAMES		STRENGTH OF SCHEDULE		OPP. STRENGTH OF SCHEDULE		TEAM RPI		ADJ RPI		CONF. RPI		ADJ CONF. RPI				
DIV. I ONLY			39-17-0		.69643 39		5-5-0		156		104		62		.54656 68		18		18				
DIV. I NON-CONF.			20-10-0		.66667 52		0-0-0		142		67		69		.54714 70		19		19				
TOTALS		RPI 1-25		RPI 26-50		W-L RECORDS		RPI 51-100		RPI 101-150		RPI 150+											
39-17-0		0-3-0		2-2-0		OVERALL		7-5-0		9-5-0		21-2-0											
17-7-0		0-0-0		1-2-0		HOME		2-3-0		2-1-0		12-1-0											
16-4-0		0-0-0		0-0-0		AWAY		4-1-0		4-2-0		8-1-0											
6-6-0		0-3-0		1-0-0		NEUTRAL		1-1-0		3-2-0		1-0-0											
20-10-0		0-3-0		2-2-0		NON-CONFERENCE		3-2-0		5-2-0		10-1-0											
8-2-0		0-0-0		1-2-0		HOME		1-0-0		2-0-0		4-0-0											
6-2-0		0-0-0		0-0-		AWAY		1-1-0		0-0-0		5-1-0											
6-6-0		0-3-0		1-0-0		NEUTRAL		1-1-0		3-2-0		1-0-0											
19-7-0		0-0-0		0-0-0		CONFERENCE		4-3-0		4-3-0		11-1-0											
9-5-0		0-0-0		0-0-0		HOME		1-3-0		0-1-0		8-1-0											
10-2-0		0-0-0		0-0-0		AWAY		3-0-0		4-2-0		3-0-0											
0-0-0		0-0-0		0-0-0		NEUTRAL		0-0-0		0-0-0		0-0-0											
RPI	S	Opponent		Score		RPI	S	Opponent		Score		RPI	S	Opponent		Score		RPI	S	Opponent		Score	
3	N	Michigan		1	12	34	N	UCF		4	2	66	A	Georgia St.		0	2	110	N	UNI		2	1
7	N	Oklahoma		0	1	37	H	Kentucky		1	3	66	A	Georgia St.		5	1	123	H	Rutgers		6	5
22	N	Massachusetts		0	3	39	H	UAB		1	3	69	N	Virginia Tech		0	4	123	N	Rutgers		0	7
						39	H	UAB		2	1	71	N	Fla. Atlantic		2	1	125	A	UNC Greensboro		0	3
												85	H	Elon		6	7	125	A	UNC Greensboro		6	2
												85	H	Elon		2	3	125	A	UNC Greensboro		3	2
												85	H	Elon		6	0	125	H	UNC Greensboro		1	4
												90	H	Kansas		6	0	128	A	Appalachian St.		0	2
												97	A	Ga. Southern		5	4	128	A	Appalachian St.		4	2
												97	A	Ga. Southern		1	0	128	A	Appalachian St.		3	1
												97	A	Ga. Southern		5	3	134	N	Butler		2	0
												97	H	Ga. Southern		0	3	134	N	Butler		7	6
														135 H Miami (OH)				135	H	Miami (OH)		6	1
														136 N Villanova				136	N	Villanova		1	3
														154 H Eastern Ill.				154	H	Eastern Ill.		12	4
														154 H Eastern Ill.				154	H	Eastern Ill.		3	2
														162 H Furman				162	H	Furman		9	3
														162 H Furman				162	H	Furman		7	5
														162 H Furman				162	H	Furman		4	3
														164 H Tennessee Tech				164	H	Tennessee Tech		6	1
														173 H Georgetown				173	H	Georgetown		8	0
														189 A Samford				189	A	Samford		3	2
														189 A Samford				189	A	Samford		7	4
														189 A Samford				189	A	Samford		12	1
														200 N Bradley				200	N	Bradley		8	2
														203 H Col. of Charleston				203	H	Col. of Charleston		9	3
														203 H Col. of Charleston				203	H	Col. of Charleston		9	3
														203 H Col. of Charleston				203	H	Col. of Charleston		3	4

Non-Div. I Games:

Chattanooga

RPI	S	Opponent	Score
203	H	Col. of Charleston	1 0
241	A	Austin Peay	9 0
246	A	Tennessee St.	2 0
246	A	Tennessee St.	8 0
246	A	Tennessee St.	10 4
258	A	Belmont	3 4
258	A	Belmont	6 0
260	H	Western Caro.	7 5
260	H	Western Caro.	3 2
260	H	Western Caro.	2 0

Chattanooga

Average RPI Win: 126		WON-LOST	WINNING	LAST 10	STRENGTH OF		OPP. STRENGTH	TEAM	ADJ	CONF.	ADJ CONF.				
Average RPI Loss: 56		RECORD	PCT. RANK	GAMES	SCHEDULE		OF SCHEDULE	RPI	RPI	RPI	RPI				
DIV. I ONLY		25-33-0	.43103	185	6-4-0		25	47	77	.54611	69	4	4		
DIV. I NON-CONF.		16-19-0	.45714	164	2-0-0		32	130	95	.52675	94	4	4		
TOTALS		RPI 1-25	RPI 26-50		W-L RECORDS		RPI 51-100		RPI 101-150		RPI 150+				
25-33-0		3-12-0	2-8-0		OVERALL		7-6-0		4-6-0		9-1-0				
12-7-0		3-4-0	1-3-0		HOME		2-0-0		0-0-0		6-0-0				
6-13-0		0-5-0	1-3-0		AWAY		3-3-0		2-2-0		0-0-0				
7-13-0		0-3-0	0-2-0		NEUTRAL		2-3-0		2-4-0		3-1-0				
16-19-0		0-5-0	0-3-0		NON-CONFERENCE		5-5-0		2-5-0		9-1-0				
8-0-0		0-0-0	0-0-0		HOME		2-0-0		0-0-0		6-0-0				
1-6-0		0-2-0	0-0-		AWAY		1-2-0		0-1-0		0-0-0				
7-13-0		0-3-0	0-2-0		NEUTRAL		2-3-0		2-4-0		3-1-0				
9-14-0		3-7-0	2-5-0		CONFERENCE		2-1-0		2-1-0		0-0-0				
4-7-0		3-4-0	1-3-0		HOME		0-0-0		0-0-0		0-0-0				
5-7-0		0-3-0	1-2-0		AWAY		2-1-0		2-1-0		0-0-0				
0-0-0		0-0-0	0-0-0		NEUTRAL		0-0-0		0-0-0		0-0-0				
RPI	S	Opponent	Score	RPI	S	Opponent	Score	RPI	S	Opponent	Score	RPI	S	Opponent	Score
4	A	Georgia Tech	1 15	30	N	Hofstra	2 3	54	N	Nebraska	0 2	103	N	Memphis	0 2
4	A	Georgia Tech	1 9	32	H	Virginia	3 8	56	A	Longwood	4 3	111	N	Winthrop	0 2
4	A	Georgia Tech	1 3	32	H	Virginia	1 0	56	A	Longwood	7 10	121	N	Western Ky.	0 2
9	N	Missouri	4 9	32	H	Virginia	3 4	60	A	North Carolina St.	2 0	125	N	UNC Greensboro	8 2
12	A	Georgia	1 6	32	H	Virginia	0 5	60	A	North Carolina St.	3 4	126	N	Charleston So.	0 6
12	A	Georgia	0 8	36	N	Auburn	0 2	60	A	North Carolina St.	11 0	128	A	Appalachian St.	5 7
20	N	Illinois	5 10	42	A	Radford	3 9	68	N	Chattanooga	4 0	133	A	Boston College	6 7
21	H	Florida St.	8 7	45	A	Maryland	0 7	73	N	Boston U.	3 1	133	A	Boston College	8 2
21	H	Florida St.	5 4	45	A	Maryland	3 7	74	N	Iowa	5 6	133	A	Boston College	11 5
21	H	Florida St.	3 5	45	A	Maryland	2 1	78	H	Liberty	1 0	149	N	Bethune-Cookman	14 3
21	H	Florida St.	1 3					78	H	Liberty	11 4	185	N	Drexel	5 3
22	N	Massachusetts	0 3					100	A	Jacksonville	7 11	191	N	Quinnipiac	2 1
24	H	North Carolina	0 8					100	N	Jacksonville	2 3	194	H	East Tenn. St.	7 4
24	H	North Carolina	0 1									194	H	East Tenn. St.	2 1
24	H	North Carolina	4 0									195	N	Bowling Green	2 3
												221	H	N.C. A&T	8 1
												221	H	N.C. A&T	11 3
												260	N	Western Caro.	14 3
												270	H	Hampton	8 0
												270	H	Hampton	10 2
				LAST 10 GAMES											
				21	H	Florida St.	3 5	78	H	Liberty	1 0				
				32	H	Virginia	1 0	78	H	Liberty	11 4				
				133	A	Boston College	8 2	24	H	North Carolina	4 0				
				133	A	Boston College	6 7	24	H	North Carolina	0 1				
				133	A	Boston College	11 5	24	H	North Carolina	0 8				

Non-Div. I Games:

Virginia Tech

Average RPI Win: 139		WON-LOST RECORD		WINNING PCT. RANK		LAST 10 GAMES		STRENGTH OF SCHEDULE		OPP. STRENGTH OF SCHEDULE		TEAM RPI		ADJ RPI		CONF. RPI		ADJ CONF. RPI	
DIV. I ONLY		37-21-0		.63793 58		8-2-0		142		69		72		.54435 70		13		12	
DIV. I NON-CONF.		14-14-0		.5 137		0-0-0		170		29		131		.50111 136		12		12	
TOTALS		RPI 1-25		RPI 26-50		W-L RECORDS		RPI 51-100		RPI 101-150		RPI 150+							
37-21-0		0-4-0		3-3-0		OVERALL		9-7-0		11-1-0		14-6-0							
11-8-0		0-0-0		0-0-0		HOME		2-4-0		5-0-0		4-4-0							
10-7-0		0-3-0		2-1-0		AWAY		2-3-0		3-0-0		3-0-0							
16-6-0		0-1-0		1-2-0		NEUTRAL		5-0-0		3-1-0		7-2-0							
14-14-0		0-4-0		0-2-0		NON-CONFERENCE		4-5-0		3-1-0		7-2-0							
3-4-0		0-0-0		0-0-0		HOME		1-4-0		2-0-0		0-0-0							
0-4-0		0-3-0		0-0-		AWAY		0-1-0		0-0-0		0-0-0							
11-6-0		0-1-0		0-2-0		NEUTRAL		3-0-0		1-1-0		7-2-0							
23-7-0		0-0-0		3-1-0		CONFERENCE		5-2-0		8-0-0		7-4-0							
8-4-0		0-0-0		0-0-0		HOME		1-0-0		3-0-0		4-4-0							
10-3-0		0-0-0		2-1-0		AWAY		2-2-0		3-0-0		3-0-0							
5-0-0		0-0-0		1-0-0		NEUTRAL		2-0-0		2-0-0		0-0-0							
RPI S	Opponent	Score		RPI S	Opponent	Score		RPI S	Opponent	Score		RPI S	Opponent	Score					
10 A	Arizona	0	6	26 N	San Diego St.	3	5	51 A	Southern Ill.	2	5	110 H	UNI	4	3				
15 A	Arizona St.	0	4	38 N	Notre Dame	3	11	51 A	Southern Ill.	0	9	110 H	UNI	8	2				
15 A	Arizona St.	8	11	43 A	Illinois St.	8	0	51 N	Southern Ill.	2	1	110 H	UNI	8	0				
25 N	Oregon	2	8	43 A	Illinois St.	1	2	51 N	Southern Ill.	3	2	110 N	UNI	4	0				
				43 A	Illinois St.	3	1	52 N	Northwestern	2	1	124 N	St. John's (NY)	4	0				
				43 N	Illinois St.	2	1	54 A	Nebraska	7	11	124 N	St. John's (NY)	5	9				
								54 H	Nebraska	3	4	143 H	North Dakota St.	8	4				
								58 N	Oregon St.	5	3	143 H	North Dakota St.	14	1				
								67 H	Iowa St.	1	2	145 A	Wichita St.	5	1				
								67 H	Iowa St.	1	3	145 A	Wichita St.	12	0				
								89 A	Drake	8	0	145 A	Wichita St.	8	6				
								89 A	Drake	2	0	145 N	Wichita St.	5	4				
								89 H	Drake	6	3	151 N	Ill.-Chicago	3	6				
								90 H	Kansas	8	0	168 N	Wisconsin	7	0				
								90 H	Kansas	5	6	172 H	Missouri St.	2	3				
								91 N	Texas St.	2	0	172 H	Missouri St.	1	4				
												172 H	Missouri St.	1	5				
												189 N	Samford	1	0				
												196 N	Minnesota	5	0				
												200 A	Bradley	7	3				
												200 A	Bradley	1	0				
												200 A	Bradley	7	4				
												211 N	UMKC	9	4				
												212 N	UC Santa Barbara	5	1				
												214 H	Evansville	1	3				
												214 H	Evansville	9	5				
												214 H	Evansville	8	6				
LAST 10 GAMES				51 N	Southern Ill.	3	2	214 H	Evansville	8	6	211 N	UMKC	9	4				
				51 N	Southern Ill.	2	1	214 H	Evansville	9	5	212 N	UC Santa Barbara	5	1				
				43 N	Illinois St.	2	1	43 A	Illinois St.	3	1	214 H	Evansville	1	3				
				145 N	Wichita St.	5	4	43 A	Illinois St.	1	2	214 H	Evansville	9	5				
				214 H	Evansville	1	3	43 A	Illinois St.	8	0	214 H	Evansville	8	6				

Non-Div. I Games:

Creighton

RPI	S	Opponent	Score	
215	H	Indiana St.	6	0
215	H	Indiana St.	6	5
235	N	Northern Colo.	4	1
238	N	South Dakota St.	0	3
273	N	Idaho St.	6	1

Creighton

C
r
e
i
g
h
t
o
n

C
r
e
i
g
h
t
o
n

Average RPI Win: 116		WON-LOST	WINNING	LAST 10	STRENGTH OF		OPP. STRENGTH	TEAM	ADJ		CONF.	ADJ CONF.
Average RPI Loss: 55		RECORD	PCT. RANK	GAMES	SCHEDULE		OF SCHEDULE	RPI	RPI		RPI	RPI
DIV. I ONLY		28-26-0	.51852	123	7-3-0		48	43	66		.54427	71
DIV. I NON-CONF.		15-14-0	.51724	129	0-0-0		46	33	71		.54343	75
TOTALS		RPI 1-25	RPI 26-50		W-L RECORDS		RPI 51-100		RPI 101-150		RPI 150+	
28-26-0		0-5-0	2-10-0		OVERALL		9-8-0		10-2-0		7-1-0	
21-12-0		0-1-0	1-3-0		HOME		5-5-0		8-2-0		7-1-0	
5-6-0		0-0-0	0-5-0		AWAY		3-1-0		2-0-0		0-0-0	
2-8-0		0-4-0	1-2-0		NEUTRAL		1-2-0		0-0-0		0-0-0	
15-14-0		0-5-0	1-4-0		NON-CONFERENCE		3-4-0		4-0-0		7-1-0	
13-8-0		0-1-0	0-3-0		HOME		2-3-0		4-0-0		7-1-0	
0-0-0		0-0-0	0-0-		AWAY		0-0-0		0-0-0		0-0-0	
2-6-0		0-4-0	1-1-0		NEUTRAL		1-1-0		0-0-0		0-0-0	
13-12-0		0-0-0	1-6-0		CONFERENCE		6-4-0		6-2-0		0-0-0	
8-4-0		0-0-0	1-0-0		HOME		3-2-0		4-2-0		0-0-0	
5-6-0		0-0-0	0-5-0		AWAY		3-1-0		2-0-0		0-0-0	
0-2-0		0-0-0	0-1-0		NEUTRAL		0-1-0		0-0-0		0-0-0	
RPI S	Opponent	Score	RPI S	Opponent	Score	RPI S	Opponent	Score	RPI S	Opponent	Score	
5 N	UCLA	0 11	27 N	Ohio St.	0 4	57 A	North Texas	7 3	106 H	South Carolina	1 0	
7 N	Oklahoma	0 9	29 A	La.-Lafayette	0 1	57 A	North Texas	4 1	115 H	Middle Tenn.	4 1	
12 N	Georgia	1 5	29 A	La.-Lafayette	4 6	57 A	North Texas	4 7	115 H	Middle Tenn.	2 0	
20 N	Illinois	0 9	29 A	La.-Lafayette	2 4	57 N	North Texas	1 5	115 H	Middle Tenn.	2 0	
21 H	Florida St.	3 6	29 N	La.-Lafayette	0 1	61 H	Syracuse	1 2	117 A	La.-Monroe	8 4	
			37 H	Kentucky	1 2	61 N	Syracuse	6 4	117 A	La.-Monroe	3 2	
			37 H	Kentucky	1 4	65 H	Mississippi	2 0	121 H	Western Ky.	3 1	
			45 H	Maryland	1 2	68 N	Chattanooga	1 2	121 H	Western Ky.	1 5	
			46 A	FIU	2 3	74 H	Iowa	1 2	121 H	Western Ky.	0 2	
			46 A	FIU	5 7	74 H	Iowa	4 3	126 H	Charleston So.	9 0	
			46 H	FIU	4 3	74 H	Iowa	1 3	135 H	Miami (OH)	4 3	
			50 N	Long Island	1 0	81 H	Troy	1 4	146 H	Michigan St.	1 0	
						81 H	Troy	6 5	157 H	Loyola (IL)	5 1	
						98 A	South Ala.	1 0	157 H	Loyola (IL)	1 0	
						98 H	South Ala.	1 0	167 H	Providence	2 0	
						98 H	South Ala.	1 3	174 H	Connecticut	2 1	
						98 H	South Ala.	6 2	196 H	Minnesota	5 0	
									198 H	Florida A&M	3 2	
									199 H	Eastern Mich.	2 3	
									199 H	Eastern Mich.	9 5	
LAST 10 GAMES												
			57 N	North Texas	1 5	115 H	Middle Tenn.	4 1				
			29 N	La.-Lafayette	0 1	115 H	Middle Tenn.	2 0				
			98 A	South Ala.	1 0	115 H	Middle Tenn.	2 0				
			46 A	FIU	5 7	117 A	La.-Monroe	8 4				
			46 H	FIU	4 3	117 A	La.-Monroe	3 2				

Non-Div. I Games:

Fla. Atlantic

Average RPI Win: 123		WON-LOST RECORD		WINNING PCT. RANK		LAST 10 GAMES		STRENGTH OF SCHEDULE		OPP. STRENGTH OF SCHEDULE		TEAM RPI		ADJ RPI		CONF. RPI		ADJ CONF. RPI					
DIV. I ONLY		29-22-0		.56863 95		3-7-0		70		66		67		.5441 72		6		6					
DIV. I NON-CONF.		21-11-0		.65625 60		0-2-0		105		99		55		.55795 58		6		5					
TOTALS		RPI 1-25		RPI 26-50		W-L RECORDS		RPI 51-100		RPI 101-150		RPI 150+											
29-22-0		0-4-0		1-4-0		OVERALL		12-7-0		8-5-0		8-2-0											
6-10-0		0-2-0		0-2-0		HOME		2-2-0		2-2-0		2-2-0											
8-7-0		0-2-0		1-1-0		AWAY		4-3-0		0-1-0		3-0-0											
15-5-0		0-0-0		0-1-0		NEUTRAL		6-2-0		6-2-0		3-0-0											
21-11-0		0-0-0		1-2-0		NON-CONFERENCE		9-4-0		7-4-0		4-1-0											
2-4-0		0-0-0		0-0-0		HOME		0-2-0		1-1-0		1-1-0											
4-2-0		0-0-0		1-0-		AWAY		3-0-0		0-1-0		0-0-0											
15-5-0		0-0-0		0-1-0		NEUTRAL		6-2-0		6-2-0		3-0-0											
8-11-0		0-4-0		0-2-0		CONFERENCE		3-3-0		1-1-0		4-1-0											
4-6-0		0-2-0		0-2-0		HOME		2-0-0		1-1-0		1-1-0											
4-5-0		0-2-0		0-0-0		AWAY		1-3-0		0-0-0		3-0-0											
0-0-0		0-0-0		0-0-0		NEUTRAL		0-0-0		0-0-0		0-0-0											
RPI	S	Opponent		Score		RPI	S	Opponent		Score		RPI	S	Opponent		Score							
3	A	Michigan		0 8		26	A	San Diego St.		3 1		51	N	Southern Ill.		1 0		111	N	Fla. Gulf Coast		4 3	
3	A	Michigan		0 8		27	H	Ohio St.		0 5		52	A	Northwestern		6 8		111	N	Fla. Gulf Coast		4 2	
20	H	Illinois		0 4		27	H	Ohio St.		1 3		52	A	Northwestern		5 9		119	N	Central Mich.		3 1	
20	H	Illinois		2 3		35	A	East Carolina		0 2		54	N	Nebraska		6 11		119	N	Central Mich.		2 5	
						46	N	FIU		0 5		55	N	Ball St.		0 1		121	N	Western Ky.		4 5	
												61	H	Syracuse		1 6		127	A	New Mexico St.		9 10	
												61	H	Syracuse		0 2		133	N	Boston College		2 1	
												74	H	Iowa		5 2		137	N	Morehead St.		11 0	
												74	H	Iowa		7 1		138	H	Pittsburgh		3 6	
												75	N	UTEP		12 3		138	H	Pittsburgh		5 1	
												76	A	Purdue		0 5		144	N	UTSA		8 4	
												76	A	Purdue		2 1		146	H	Michigan St.		2 1	
												84	A	South Fla.		4 2		146	H	Michigan St.		0 1	
												87	A	Kent St.		9 5		168	A	Wisconsin		3 1	
												87	A	Kent St.		5 2		168	A	Wisconsin		3 0	
												88	N	Towson		10 1		177	N	Utah St.		6 1	
												92	N	Colorado St.		9 8		178	N	Delaware		9 1	
												95	N	Kennesaw St.		5 0		193	A	Indiana		3 2	
												96	N	St. Joseph's		6 3		196	H	Minnesota		2 3	
																		196	H	Minnesota		8 3	
																		212	N	UC Santa Barbara		3 1	
																		244	H	St. Francis (PA)		3 5	
																		244	H	St. Francis (PA)		8 0	
				LAST 10 GAMES																			
				193	A	Indiana		3 2		61	H	Syracuse		1 6									
				27	H	Ohio St.		0 5		61	H	Syracuse		0 2									
				27	H	Ohio St.		1 3		74	H	Iowa		5 2									
				52	A	Northwestern		5 9		74	H	Iowa		7 1									
				52	A	Northwestern		6 8		3	A	Michigan		0 8									

Non-Div. I Games:

Penn St.

Average RPI Win: 170		WON-LOST RECORD		WINNING PCT. RANK		LAST 10 GAMES		STRENGTH OF SCHEDULE		OPP. STRENGTH OF SCHEDULE		TEAM RPI		ADJ RPI		CONF. RPI		ADJ CONF. RPI	
DIV. I ONLY		34-20-0		.62963 60		8-2-0		107		149		73		.5416 73		19		19	
DIV. I NON-CONF.		17-16-0		.51515 133		1-0-0		143		113		122		.50894 121		20		20	
TOTALS		RPI 1-25		RPI 26-50		W-L RECORDS		RPI 51-100		RPI 101-150		RPI 150+							
34-20-0		0-2-0		1-4-0		OVERALL		1-4-0		6-4-0		26-6-0							
13-3-0		0-1-0		0-0-0		HOME		0-0-0		3-0-0		10-2-0							
11-8-0		0-1-0		1-1-0		AWAY		1-1-0		0-2-0		9-3-0							
10-9-0		0-0-0		0-3-0		NEUTRAL		0-3-0		3-2-0		7-1-0							
17-16-0		0-2-0		1-4-0		NON-CONFERENCE		1-4-0		2-3-0		13-3-0							
5-3-0		0-1-0		0-0-0		HOME		0-0-0		0-0-0		5-2-0							
4-5-0		0-1-0		1-0-		AWAY		1-1-0		0-2-0		2-0-0							
8-8-0		0-0-0		0-3-0		NEUTRAL		0-3-0		2-1-0		6-1-0							
17-4-0		0-0-0		0-0-0		CONFERENCE		0-0-0		4-1-0		13-3-0							
8-0-0		0-0-0		0-0-0		HOME		0-0-0		3-0-0		5-0-0							
7-3-0		0-0-0		0-0-0		AWAY		0-0-0		0-0-0		7-3-0							
2-1-0		0-0-0		0-0-0		NEUTRAL		0-0-0		1-1-0		1-0-0							
RPI S	Opponent	Score		RPI S	Opponent	Score		RPI S	Opponent	Score		RPI S	Opponent	Score					
22 A	Massachusetts	0	3	30 A	Hofstra	9	4	55 N	Ball St.	2	3	101 N	Marshall	12	13				
22 H	Massachusetts	5	7	30 A	Hofstra	1	2	62 A	Charlotte	2	0	107 H	Stony Brook	7	0				
				39 N	UAB	3	4	62 A	Charlotte	2	3	107 H	Stony Brook	5	0				
				42 N	Radford	8	10	69 N	Virginia Tech	1	3	107 H	Stony Brook	3	1				
				46 N	FIU	7	8	96 N	St. Joseph's	1	4	107 N	Stony Brook	4	1				
												107 N	Stony Brook	0	2				
												133 A	Boston College	1	2				
												133 A	Boston College	0	5				
												136 N	Villanova	5	3				
												147 N	Robert Morris	8	5				
												153 H	Binghamton	3	1				
												153 H	Binghamton	7	6				
												153 H	Binghamton	7	3				
												160 A	Albany (NY)	11	0				
												160 A	Albany (NY)	3	4				
												160 A	Albany (NY)	4	3				
												160 N	Albany (NY)	2	0				
												166 A	Harvard	14	8				
												166 A	Harvard	4	1				
												170 A	UMBC	11	3				
												170 A	UMBC	5	0				
												170 A	UMBC	1	3				
												174 H	Connecticut	9	10				
												174 N	Connecticut	9	1				
												174 N	Connecticut	6	4				
												179 N	Seton Hall	14	5				
												179 N	Seton Hall	7	12				
				LAST 10 GAMES															
				107 N	Stony Brook	4	1	229 H	Hartford	8	0	174 H	Connecticut	9	10				
				107 N	Stony Brook	0	2	182 A	Maine	6	0	174 N	Connecticut	9	1				
				182 A	Maine	5	1	182 A	Maine	2	7	174 N	Connecticut	6	4				
				160 N	Albany (NY)	2	0	182 A	Maine	5	0	179 N	Seton Hall	14	5				
				229 H	Hartford	18	2	166 A	Harvard	4	1	179 N	Seton Hall	7	12				

Non-Div. I Games:

Boston U.

B
O
S
T
O
N
U
.

Boston U.

Boston U.

Average RPI Win: 125		WON-LOST RECORD		WINNING PCT. RANK		LAST 10 GAMES		STRENGTH OF SCHEDULE		OPP. STRENGTH OF SCHEDULE		TEAM RPI		ADJ RPI		CONF. RPI		ADJ CONF. RPI	
DIV. I ONLY		25-23-0		.52083 118		2-8-0		54		40		71		.54159 74		6		6	
DIV. I NON-CONF.		15-14-0		.51724 129		0-1-0		59		38		76		.54054 78		6		5	
TOTALS		RPI 1-25		RPI 26-50		W-L RECORDS		RPI 51-100		RPI 101-150		RPI 150+							
25-23-0		0-7-0		1-5-0		OVERALL		13-8-0		3-2-0		8-1-0							
7-6-0		0-2-0		0-2-0		HOME		3-1-0		0-1-0		4-0-0							
9-8-0		0-3-0		0-0-0		AWAY		3-5-0		2-0-0		4-0-0							
9-9-0		0-2-0		1-3-0		NEUTRAL		7-2-0		1-1-0		0-1-0							
15-14-0		0-3-0		1-3-0		NON-CONFERENCE		11-5-0		1-2-0		2-1-0							
3-1-0		0-0-0		0-0-0		HOME		1-0-0		0-1-0		2-0-0							
3-4-0		0-1-0		0-0-		AWAY		3-3-0		0-0-0		0-0-0							
9-9-0		0-2-0		1-3-0		NEUTRAL		7-2-0		1-1-0		0-1-0							
10-9-0		0-4-0		0-2-0		CONFERENCE		2-3-0		2-0-0		6-0-0							
4-5-0		0-2-0		0-2-0		HOME		2-1-0		0-0-0		2-0-0							
6-4-0		0-2-0		0-0-0		AWAY		0-2-0		2-0-0		4-0-0							
0-0-0		0-0-0		0-0-0		NEUTRAL		0-0-0		0-0-0		0-0-0							
RPI	S	Opponent		Score		RPI	S	Opponent		Score		RPI	S	Opponent		Score			
1	N	Alabama		4	5	27	H	Ohio St.		3	4	52	H	Northwestern		9	1		
3	H	Michigan		2	8	27	H	Ohio St.		5	6	60	N	North Carolina St.		3	1		
3	H	Michigan		0	6	43	N	Illinois St.		7	1	61	N	Syracuse		4	1		
4	N	Georgia Tech		8	9	45	N	Maryland		1	11	61	N	Syracuse		2	3		
15	A	Arizona St.		4	7	47	N	Arkansas		1	2	67	A	Iowa St.		3	7		
20	A	Illinois		6	10	47	N	Arkansas		2	3	67	N	Iowa St.		2	8		
20	A	Illinois		4	6							69	N	Virginia Tech		6	5		
												71	A	Fla. Atlantic		3	1		
												71	A	Fla. Atlantic		3	4		
												71	A	Fla. Atlantic		2	1		
												72	A	Penn St.		1	7		
												72	A	Penn St.		2	5		
												76	H	Purdue		1	0		
												76	H	Purdue		0	2		
												86	A	Cal St. Northridge		4	1		
												86	A	Cal St. Northridge		4	7		
												89	N	Drake		3	2		
												89	N	Drake		7	3		
												91	N	Texas St.		4	1		
												99	H	Western Ill.		8	0		
						LAST 10 GAMES													
						3 H Michigan						0 6							
						3 H Michigan						2 8							
						196 A Minnesota						9 4							
						196 A Minnesota						8 0							
						20 A Illinois						6 10							

Non-Div. I Games:

Iowa

RPI	S	Opponent	Score	
99	N	Western Ill.	2	1

20	A	Illinois	4	6
27	H	Ohio St.	5	6
27	H	Ohio St.	3	4
110	H	UNI	7	8
72	A	Penn St.	2	5

I
o
w
a

I
o
w
a

Average RPI Win: 136		WON-LOST RECORD		WINNING PCT. RANK		LAST 10 GAMES		STRENGTH OF SCHEDULE		OPP. STRENGTH OF SCHEDULE		TEAM RPI		ADJ RPI		CONF. RPI		ADJ CONF. RPI									
DIV. I ONLY		31-24-0		.56364 96		3-7-0		88		44		81		.54097 75		5		5									
DIV. I NON-CONF.		19-10-0		.65517 62		2-0-0		194		55		87		.53422 86		5		6									
TOTALS		RPI 1-25		RPI 26-50		W-L RECORDS		RPI 51-100		RPI 101-150		RPI 150+															
31-24-0		0-5-0		4-11-0		OVERALL		4-4-0		13-4-0		10-0-0															
15-4-0		0-0-0		2-4-0		HOME		1-0-0		8-0-0		4-0-0															
8-14-0		0-4-0		1-6-0		AWAY		1-2-0		2-2-0		4-0-0															
8-6-0		0-1-0		1-1-0		NEUTRAL		2-2-0		3-2-0		2-0-0															
19-10-0		0-5-0		1-1-0		NON-CONFERENCE		2-2-0		6-2-0		10-0-0															
7-0-0		0-0-0		0-0-0		HOME		1-0-0		2-0-0		4-0-0															
5-5-0		0-4-0		0-0-		AWAY		0-0-0		1-0-0		4-0-0															
7-5-0		0-1-0		1-0-0		NEUTRAL		1-2-0		3-2-0		2-0-0															
12-14-0		0-0-0		3-10-0		CONFERENCE		2-2-0		7-2-0		0-0-0															
8-4-0		0-0-0		2-4-0		HOME		0-0-0		6-0-0		0-0-0															
3-9-0		0-0-0		1-5-0		AWAY		1-2-0		1-2-0		0-0-0															
1-1-0		0-0-0		0-1-0		NEUTRAL		1-0-0		0-0-0		0-0-0															
RPI	S	Opponent		Score		RPI	S	Opponent		Score		RPI	S	Opponent		Score											
5	N	UCLA		0	6	26	A	San Diego St.		0	1	54	N	Nebraska		4	6	101	H	Marshall	2	1					
10	A	Arizona		0	8	34	H	UCF		5	7	59	H	Baylor		3	2	101	H	Marshall	3	2					
10	A	Arizona		0	10	34	H	UCF		10	12	63	A	Tulsa		4	2	101	H	Marshall	2	1					
11	A	Texas		0	9	34	H	UCF		3	4	63	A	Tulsa		1	2	102	H	San Jose St.	7	4					
11	A	Texas		1	6	34	N	UCF		2	4	63	A	Tulsa		0	9	103	A	Memphis	3	1					
						35	A	East Carolina		1	4	63	N	Tulsa		9	5	103	A	Memphis	0	2					
						35	A	East Carolina		0	1	72	N	Penn St.		3	12	103	A	Memphis	0	3					
						35	A	East Carolina		0	1	92	N	Colorado St.		7	3	103	N	Long Beach St.	2	1					
						39	H	UAB		5	3							105	N	Texas-Arlington		1	0				
						39	H	UAB		9	8							108	N	Cal Poly		1	9				
						39	H	UAB		2	4							113	H	Southern Miss.		10	3				
						41	N	Fresno St.		1	0							113	H	Southern Miss.		9	8				
						49	A	Houston		2	5							113	H	Southern Miss.		8	3				
						49	A	Houston		2	1							127	A	New Mexico St.		22	5				
						49	A	Houston		5	8							127	H	New Mexico St.		5	0				
																		144	N	UTSA		2	4				
																		145	N	Wichita St.		2	0				
																		188	A	New Mexico		12	2				
																		188	A	New Mexico		7	3				
																		188	N	New Mexico		7	5				
																		204	N	Central Ark.		4	0				
																		235	H	Northern Colo.		7	1				
																		235	H	Northern Colo.		11	0				
																		258	A	Belmont		9	0				
																		258	A	Belmont		15	2				
																		282	H	Weber St.		9	0				
																		282	H	Weber St.		13	0				

[illegible]

Non-Div. I Games:

Purdue

Average RPI Win:		145	WON-LOST		WINNING		LAST 10		STRENGTH OF		OPP. STRENGTH		TEAM		ADJ		CONF.		ADJ CONF.				
Average RPI Loss:		110	RECORD		PCT. RANK		GAMES		SCHEDULE		OF SCHEDULE		RPI		RPI		RPI		RPI				
DIV. I ONLY			34-21-0		.61818 67		8-2-0		114		106		78		.53885 77		11		11				
DIV. I NON-CONF.			18-13-0		.58065 93		0-0-0		156		121		108		.52108 104		13		13				
TOTALS		RPI 1-25		RPI 26-50		W-L RECORDS		RPI 51-100		RPI 101-150		RPI 150+											
34-21-0		0-1-0		2-6-0		OVERALL		10-2-0		8-6-0		14-6-0											
30-16-0		0-1-0		1-4-0		HOME		9-1-0		8-6-0		12-4-0											
4-5-0		0-0-0		1-2-0		AWAY		1-1-0		0-0-0		2-2-0											
0-0-0		0-0-0		0-0-0		NEUTRAL		0-0-0		0-0-0		0-0-0											
18-13-0		0-1-0		2-3-0		NON-CONFERENCE		3-0-0		3-5-0		10-4-0											
17-13-0		0-1-0		1-3-0		HOME		3-0-0		3-5-0		10-4-0											
1-0-0		0-0-0		1-0-		AWAY		0-0-0		0-0-0		0-0-0											
0-0-0		0-0-0		0-0-0		NEUTRAL		0-0-0		0-0-0		0-0-0											
16-8-0		0-0-0		0-3-0		CONFERENCE		7-2-0		5-1-0		4-2-0											
13-3-0		0-0-0		0-1-0		HOME		6-1-0		5-1-0		2-0-0											
3-5-0		0-0-0		0-2-0		AWAY		1-1-0		0-0-0		2-2-0											
0-0-0		0-0-0		0-0-0		NEUTRAL		0-0-0		0-0-0		0-0-0											
RPI	S	Opponent		Score		RPI	S	Opponent		Score		RPI	S	Opponent		Score							
1	H	Alabama		0	1	27	H	Ohio St.		4	10	51	H	Southern Ill.		2	1	101	H	Marshall		2	3
						34	A	UCF		7	1	64	A	S.C. Upstate		2	7	111	H	Fla. Gulf Coast		4	2
						40	A	Lipscomb		0	1	64	A	S.C. Upstate		1	0	111	H	Fla. Gulf Coast		4	0
						40	A	Lipscomb		0	5	64	H	S.C. Upstate		1	2	128	H	Appalachian St.		0	2
						40	H	Lipscomb		1	6	82	H	Cornell		1	0	128	H	Appalachian St.		8	2
						46	H	FIU		1	3	82	H	Cornell		2	0	131	H	North Florida		1	0
						46	H	FIU		0	1	95	H	Kennesaw St.		2	1	131	H	North Florida		1	3
						46	H	FIU		5	2	95	H	Kennesaw St.		7	3	133	H	Boston College		5	3
												95	H	Kennesaw St.		4	3	133	H	Boston College		2	5
												100	H	Jacksonville		2	0	141	H	Mercer		5	4
												100	H	Jacksonville		3	1	141	H	Mercer		2	1
												100	H	Jacksonville		2	1	146	H	Michigan St.		0	8
																		149	H	Bethune-Cookman		10	3
																		149	H	Bethune-Cookman		2	3
																		155	H	Campbell		2	1
																		155	H	Campbell		6	0
																		160	H	Albany (NY)		5	1
																		172	H	Missouri St.		5	0
																		174	H	Connecticut		0	2
																		174	H	Connecticut		3	4
																		182	H	Maine		2	3
																		182	H	Maine		8	0
																		194	A	East Tenn. St.		1	2
																		194	A	East Tenn. St.		1	4
																		210	H	Rhode Island		5	1
																		210	H	Rhode Island		3	0
																		210	H	Rhode Island		8	1
LAST 10 GAMES																							
						64	H	S.C. Upstate		1	2	100	H	Jacksonville		2	1	194	A	East Tenn. St.		1	2
						40	H	Lipscomb		1	6	95	H	Kennesaw St.		2	1	194	A	East Tenn. St.		1	4
						95	H	Kennesaw St.		4	3	95	H	Kennesaw St.		7	3	210	H	Rhode Island		5	1
						100	H	Jacksonville		2	0	141	H	Mercer		5	4	210	H	Rhode Island		3	0
						100	H	Jacksonville		3	1	141	H	Mercer		2	1	210	H	Rhode Island		8	1

Non-Div. I Games:

Stetson

RPI	S	Opponent	Score	
241	H	Austin Peay	1	5
241	H	Austin Peay	2	0
245	H	Yale	8	1
245	H	Yale	5	1
245	H	Yale	8	0
258	A	Belmont	6	4
258	A	Belmont	7	1

Stetson

S
t
e
t
s
o
n

S
t
e
t
s
o
n

RPI	S	Opponent	Score	
210	N	Rhode Island	8	0
216	N	Dartmouth	11	0
219	A	Presbyterian	1	3
219	A	Presbyterian	6	0
219	A	Presbyterian	2	4
219	N	Presbyterian	2	0
221	A	N.C. A&T	12	3
225	N	Akron	3	1
228	N	Eastern Ky.	12	11
228	N	Eastern Ky.	3	2
232	H	George Washington	10	0
232	H	George Washington	11	1
270	A	Hampton	8	4
270	A	Hampton	8	3
276	A	Norfolk St.	9	3
276	A	Norfolk St.	8	1

Liberty

L
i
b
e
r
t
y

L
i
b
e
r
t
y

Average RPI Win:	201	WON-LOST	WINNING	LAST 10	STRENGTH OF	OPP. STRENGTH	TEAM	ADJ	CONF.	ADJ CONF.	
Average RPI Loss:	93	RECORD	PCT. RANK	GAMES	SCHEDULE	OF SCHEDULE	RPI	RPI	RPI	RPI	
DIV. I ONLY	47-11-0	.81034	12	8-2-0	254	190	76	.53868	79	22	22
DIV. I NON-CONF.	23-6-0	.7931	28	0-0-0	271	211	104	.5211	103	21	21
<hr/>											
TOTALS	RPI 1-25	RPI 26-50		W-L RECORDS		RPI 51-100		RPI 101-150		RPI 150+	
47-11-0	0-0-0	0-0-0		OVERALL		3-7-0		4-3-0		40-1-0	
18-2-0	0-0-0	0-0-0		HOME		0-2-0		0-0-0		18-0-0	
12-6-0	0-0-0	0-0-0		AWAY		2-3-0		3-2-0		7-1-0	
17-3-0	0-0-0	0-0-0		NEUTRAL		1-2-0		1-1-0		15-0-0	
23-6-0	0-0-0	0-0-0		NON-CONFERENCE		2-3-0		1-3-0		20-0-0	
4-0-0	0-0-0	0-0-0		HOME		0-0-0		0-0-0		4-0-0	
2-3-0	0-0-0	0-0-		AWAY		1-1-0		0-2-0		1-0-0	
17-3-0	0-0-0	0-0-0		NEUTRAL		1-2-0		1-1-0		15-0-0	
24-5-0	0-0-0	0-0-0		CONFERENCE		1-4-0		3-0-0		20-1-0	
14-2-0	0-0-0	0-0-0		HOME		0-2-0		0-0-0		14-0-0	
10-3-0	0-0-0	0-0-0		AWAY		1-2-0		3-0-0		6-1-0	
0-0-0	0-0-0	0-0-0		NEUTRAL		0-0-0		0-0-0		0-0-0	
RPI	S	Opponent	Score	RPI	S	Opponent	Score	RPI	S	Opponent	Score
						51 A Southern Ill.	3 9	111 N Winthrop		3 5	
						51 A Southern Ill.	4 2	115 A Middle Tenn.		3 7	
						55 N Ball St.	0 5	115 A Middle Tenn.		0 2	
						65 N Mississippi	7 6	121 N Western Ky.		5 3	
						80 A Jacksonville St.	5 7	137 A Morehead St.		3 1	
						80 A Jacksonville St.	2 10	137 A Morehead St.		3 1	
						80 A Jacksonville St.	9 6	137 A Morehead St.		5 4	
						80 H Jacksonville St.	4 5	152 N St. Louis		9 0	
						80 H Jacksonville St.	1 10	154 H Eastern Ill.		7 4	
						95 N Kennesaw St.	3 5	154 H Eastern Ill.		3 1	
								154 H Eastern Ill.		3 2	
								154 H Eastern Ill.		4 1	
								159 N Army		10 1	
								164 A Tennessee Tech		9 1	
								164 A Tennessee Tech		3 2	
								164 A Tennessee Tech		0 6	
								164 H Tennessee Tech		2 1	
								173 N Georgetown		9 1	
								194 N East Tenn. St.		5 2	
								195 N Bowling Green		7 3	
								205 N Manhattan		4 0	
								213 N Mississippi Val.		8 3	
								214 H Evansville		8 7	
								214 H Evansville		7 2	
								224 A Southeast Mo. St.		2 0	
								224 A Southeast Mo. St.		5 1	
								224 A Southeast Mo. St.		4 3	
LAST 10 GAMES											
						80 H Jacksonville St.	1 10	137 A Morehead St.		3 1	
						164 H Tennessee Tech	2 1	137 A Morehead St.		5 4	
						80 H Jacksonville St.	4 5	224 A Southeast Mo. St.		2 0	
						154 H Eastern Ill.	3 2	224 A Southeast Mo. St.		5 1	
						137 A Morehead St.	3 1	224 A Southeast Mo. St.		4 3	

Non-Div. I Games:

UT Martin

RPI	S	Opponent	Score	
225	N	Akron	4	2
228	H	Eastern Ky.	1	0
228	H	Eastern Ky.	4	2
237	A	Southeastern La.	8	3
240	A	Murray St.	8	0
240	H	Murray St.	11	3
240	H	Murray St.	6	0
241	H	Austin Peay	10	3
241	H	Austin Peay	5	0
241	H	Austin Peay	6	1
246	H	Tennessee St.	9	0
246	H	Tennessee St.	7	0
247	N	Central Conn. St.	6	2
255	N	Fairleigh Dickinson	9	0
257	N	Oakland	7	0
258	H	Belmont	8	0
258	H	Belmont	2	1
269	N	Marist	13	0
278	N	Jackson St.	6	4
279	N	St. Peter's	14	5
283	N	Grambling	9	0

UT Martin

U
T
M
a
r
t
i
n

U
T
M
a
r
t
i
n

[illegible]

Non-Div. I Games:

Jacksonville St.

RPI	S	Opponent	Score	
246	H	Tennessee St.	5	1
246	H	Tennessee St.	12	4
246	H	Tennessee St.	13	0
254	H	Alabama St.	1	0
263	N	Southern U.	18	4
263	N	Southern U.	4	0

Jacksonville St.

J
a
c
k
s
o
n
v
i
l
l
e
s
t
.

J
a
c
k
s
o
n
v
i
l
l
e
s
t
.

Average RPI Win: 117		WON-LOST RECORD		WINNING PCT. RANK		LAST 10 GAMES		STRENGTH OF SCHEDULE		OPP. STRENGTH OF SCHEDULE		TEAM RPI		ADJ RPI		CONF. RPI		ADJ CONF. RPI	
DIV. I ONLY		27-29-0		.48214 150		4-6-0		53		38		83		.53691 81		8		8	
DIV. I NON-CONF.		14-15-0		.48276 153		0-1-0		63		21		90		.53165 89		7		7	
TOTALS		RPI 1-25		RPI 26-50		W-L RECORDS		RPI 51-100		RPI 101-150		RPI 150+							
27-29-0		0-6-0		4-9-0		OVERALL		4-8-0		14-5-0		5-1-0							
9-6-0		0-0-0		3-3-0		HOME		1-3-0		3-0-0		2-0-0							
7-18-0		0-5-0		1-4-0		AWAY		1-5-0		4-4-0		1-0-0							
11-5-0		0-1-0		0-2-0		NEUTRAL		2-0-0		7-1-0		2-1-0							
14-15-0		0-6-0		1-5-0		NON-CONFERENCE		0-2-0		8-1-0		5-1-0							
2-0-0		0-0-0		0-0-0		HOME		0-0-0		0-0-0		2-0-0							
4-11-0		0-5-0		1-0-		AWAY		0-2-0		2-0-0		1-0-0							
8-4-0		0-1-0		0-1-0		NEUTRAL		0-0-0		6-1-0		2-1-0							
13-14-0		0-0-0		3-4-0		CONFERENCE		4-6-0		6-4-0		0-0-0							
7-6-0		0-0-0		3-3-0		HOME		1-3-0		3-0-0		0-0-0							
3-7-0		0-0-0		0-0-0		AWAY		1-3-0		2-4-0		0-0-0							
3-1-0		0-0-0		0-1-0		NEUTRAL		2-0-0		1-0-0		0-0-0							
RPI S	Opponent	Score		RPI S	Opponent	Score		RPI S	Opponent	Score		RPI S	Opponent	Score					
1 A	Alabama	2	12	29 H	La.-Lafayette	0	5	57 H	North Texas	2	1	106 N	South Carolina	5	4				
14 A	Hawaii	3	19	29 H	La.-Lafayette	3	6	57 H	North Texas	0	3	115 H	Middle Tenn.	4	1				
14 A	Hawaii	1	2	29 H	La.-Lafayette	5	4	57 H	North Texas	1	7	115 H	Middle Tenn.	4	2				
14 A	Hawaii	4	12	29 N	La.-Lafayette	0	8	57 N	North Texas	8	0	115 H	Middle Tenn.	5	0				
14 A	Hawaii	3	7	34 A	UCF	1	0	57 N	North Texas	2	1	117 A	La.-Monroe	4	0				
23 N	DePaul	3	5	36 A	Auburn	1	3	71 A	Fla. Atlantic	4	1	117 A	La.-Monroe	5	0				
				39 A	UAB	2	3	71 A	Fla. Atlantic	5	6	117 A	La.-Monroe	1	4				
				39 N	UAB	1	4	95 A	Kennesaw St.	9	17	117 N	La.-Monroe	7	2				
				46 H	FIU	2	10	95 A	Kennesaw St.	1	5	121 A	Western Ky.	2	6				
				46 H	FIU	8	3	98 A	South Ala.	2	3	121 A	Western Ky.	0	2				
				46 H	FIU	5	3	98 A	South Ala.	0	1	121 A	Western Ky.	1	2				
				48 A	Mississippi St.	0	8	98 H	South Ala.	0	1	129 N	Wright St.	3	2				
				48 A	Mississippi St.	3	4					130 N	Nicholls St.	3	2				
												131 A	North Florida	6	4				
												131 A	North Florida	3	1				
												131 N	North Florida	6	3				
												132 N	Loyola Marymount	0	4				
												132 N	Loyola Marymount	10	2				
												136 N	Villanova	4	2				
												189 A	Samford	9	6				
												198 H	Florida A&M	4	2				
												198 H	Florida A&M	7	1				
												198 N	Florida A&M	4	5				
												213 N	Mississippi Val.	4	0				
												254 N	Alabama St.	6	4				

Average RPI Win: 203		WON-LOST RECORD	WINNING PCT. RANK	LAST 10 GAMES	STRENGTH OF SCHEDULE	OPP. STRENGTH OF SCHEDULE	TEAM RPI	ADJ RPI		CONF. RPI	ADJ CONF. RPI		
Average RPI Loss: 118													
DIV. I ONLY		33-13-0	.71739	33	7-2-0	179	221	80	.53613	82	25	25	
DIV. I NON-CONF.		14-9-0	.6087	83	2-0-0	67	155	67	.55075	67	27	26	
<hr/>													
TOTALS		RPI 1-25		RPI 26-50		W-L RECORDS		RPI 51-100		RPI 101-150		RPI 150+	
33-13-0		0-0-0		1-2-0		OVERALL		1-5-0		1-1-0		30-5-0	
13-4-0		0-0-0		0-0-0		HOME		0-2-0		0-0-0		13-2-0	
15-7-0		0-0-0		1-1-0		AWAY		1-3-0		1-1-0		12-2-0	
5-2-0		0-0-0		0-1-0		NEUTRAL		0-0-0		0-0-0		5-1-0	
14-9-0		0-0-0		1-2-0		NON-CONFERENCE		1-5-0		1-1-0		11-1-0	
2-2-0		0-0-0		0-0-0		HOME		0-2-0		0-0-0		2-0-0	
7-5-0		0-0-0		1-0-		AWAY		1-3-0		1-1-0		4-0-0	
5-2-0		0-0-0		0-1-0		NEUTRAL		0-0-0		0-0-0		5-1-0	
19-4-0		0-0-0		0-0-0		CONFERENCE		0-0-0		0-0-0		19-4-0	
11-2-0		0-0-0		0-0-0		HOME		0-0-0		0-0-0		11-2-0	
8-2-0		0-0-0		0-0-0		AWAY		0-0-0		0-0-0		8-2-0	
0-0-0		0-0-0		0-0-0		NEUTRAL		0-0-0		0-0-0		0-0-0	
RPI	S	Opponent	Score		RPI	S	Opponent	Score		RPI	S	Opponent	Score
27	N	Ohio St.	0	18	61	H	Syracuse	1	4	149	A	Bethune-Cookman	6 9
34	A	UCF	2	7	61	H	Syracuse	0	10	149	A	Bethune-Cookman	8 3
34	A	UCF	4	3	77	A	Stetson	0	2	153	A	Binghamton	7 2
					77	A	Stetson	0	1	153	A	Binghamton	7 5
					84	A	South Fla.	4	3	158	N	Bucknell	6 1
					84	A	South Fla.	1	4	158	N	Bucknell	10 6
										159	N	Army	1 2
										160	H	Albany (NY)	8 4
										160	H	Albany (NY)	3 1
										160	N	Albany (NY)	9 1
										166	H	Harvard	2 4
										166	H	Harvard	3 2
										166	H	Harvard	3 1
										166	H	Harvard	6 7
										166	H	Harvard	8 4
										216	H	Dartmouth	5 2
										216	H	Dartmouth	5 1
										223	A	George Mason	2 1
										223	A	George Mason	4 3
										226	A	Penn	13 5
										226	A	Penn	6 9
										226	A	Penn	6 0
										226	A	Penn	5 4
										236	N	Rider	8 0
										242	A	Princeton	2 4
										242	A	Princeton	7 6
										242	H	Princeton	7 4
										265	H	Columbia	18 5
LAST 10 GAMES													
Non-Div. I Games:		Ithaca	13	1	Ithaca	6	2	Augustana (SD)	5	4	Augustana (SD)	17	11
Cornell													

RPI	S	Opponent	Score	
242	H	Princeton	8	1
245	A	Yale	7	3
245	A	Yale	3	0
248	A	Brown	15	4
248	A	Brown	8	0
265	H	Columbia	4	1
265	H	Columbia	4	1
265	H	Columbia	10	0
265	H	Columbia	18	5
269	N	Marist	10	1

Cornell

C
o
r
n
e
l
l

C
o
r
n
e
l
l

Average RPI Win:	158	WON-LOST RECORD	WINNING PCT. RANK	LAST 10 GAMES	STRENGTH OF SCHEDULE	OPP. STRENGTH OF SCHEDULE	TEAM RPI	ADJ RPI	CONF. RPI	ADJ CONF. RPI		
DIV. I ONLY		38-25-0	.60317	72	8-2-0	104	158	82	.53218	83	15	15
DIV. I NON-CONF.		17-10-0	.62963	73	0-0-0	97	166	70	.54831	69	16	16
<hr/>												
TOTALS	RPI 1-25	RPI 26-50		W-L RECORDS		RPI 51-100		RPI 101-150		RPI 150+		
38-25-0	2-3-0	1-2-0		OVERALL		5-5-0		13-11-0		17-4-0		
13-13-0	0-1-0	0-1-0		HOME		2-5-0		2-4-0		9-2-0		
19-9-0	2-1-0	1-1-0		AWAY		2-0-0		2-5-0		5-2-0		
6-3-0	0-1-0	0-0-0		NEUTRAL		1-0-0		2-2-0		3-0-0		
17-10-0	2-3-0	1-2-0		NON-CONFERENCE		1-0-0		3-3-0		10-2-0		
6-5-0	0-1-0	0-1-0		HOME		1-0-0		1-2-0		4-1-0		
7-4-0	2-1-0	1-0-		AWAY		0-0-0		1-1-0		3-1-0		
4-1-0	0-1-0	0-0-0		NEUTRAL		0-0-0		1-0-0		3-0-0		
21-15-0	0-0-0	0-0-0		CONFERENCE		4-5-0		10-8-0		7-2-0		
7-8-0	0-0-0	0-0-0		HOME		1-5-0		1-2-0		5-1-0		
12-5-0	0-0-0	0-0-0		AWAY		2-0-0		8-4-0		2-1-0		
2-2-0	0-0-0	0-0-0		NEUTRAL		1-0-0		1-2-0		0-0-0		
RPI S	Opponent	Score		RPI S	Opponent	Score		RPI S	Opponent	Score		
8 A	LSU	3	0	29 A	La.-Lafayette	3	1	91 A	Texas St.	3	2	
8 H	LSU	2	7	29 A	La.-Lafayette	1	9	91 A	Texas St.	1	0	
14 A	Hawaii	2	1	29 H	La.-Lafayette	1	11	91 H	Texas St.	1	5	
14 A	Hawaii	2	5					91 H	Texas St.	3	1	
19 N	Stanford	0	9					91 H	Texas St.	2	4	
								94 H	Stephen F. Austin	1	9	
								94 H	Stephen F. Austin	0	7	
								94 H	Stephen F. Austin	4	6	
								94 N	Stephen F. Austin	4	1	
								98 H	South Ala.	7	0	

Non-Div. I Games:

McNeese St.

RPI	S	Opponent	Score	
202	N	IPFW	7	0
204	A	Central Ark.	0	1
204	A	Central Ark.	5	3
204	A	Central Ark.	3	2
207	H	Buffalo	9	3
215	N	Indiana St.	8	3
224	N	Southeast Mo. St.	6	2
237	H	Southeastern La.	8	0
237	H	Southeastern La.	9	1
237	H	Southeastern La.	11	12
262	A	Houston Baptist	5	0
262	A	Houston Baptist	3	5
262	H	Houston Baptist	6	1
262	H	Houston Baptist	3	0
263	A	Southern U.	8	0
263	A	Southern U.	3	0
263	H	Southern U.	8	0
263	H	Southern U.	4	5

McNeese St.

McNeese St.

McNeese St.

Average RPI Win:	156	WON-LOST RECORD	WINNING PCT. RANK	LAST 10 GAMES	STRENGTH OF SCHEDULE	OPP. STRENGTH OF SCHEDULE	TEAM RPI	ADJ RPI	CONF. RPI	ADJ CONF. RPI		
DIV. I ONLY		24-29-0	.45283	175	3-7-0	34	100	88	.5313	84	10	10
DIV. I NON-CONF.		15-16-0	.48387	151	0-0-0	15	117	73	.54431	73	9	9
<hr/>												
TOTALS	RPI 1-25	RPI 26-50		W-L RECORDS		RPI 51-100		RPI 101-150		RPI 150+		
24-29-0	0-8-0	2-8-0		OVERALL		2-6-0		6-3-0		14-4-0		
20-20-0	0-6-0	2-5-0		HOME		2-6-0		6-1-0		10-2-0		
4-9-0	0-2-0	0-3-0		AWAY		0-0-0		0-2-0		4-2-0		
0-0-0	0-0-0	0-0-0		NEUTRAL		0-0-0		0-0-0		0-0-0		
15-16-0	0-5-0	1-3-0		NON-CONFERENCE		2-6-0		5-0-0		7-2-0		
15-14-0	0-3-0	1-3-0		HOME		2-6-0		5-0-0		7-2-0		
0-2-0	0-2-0	0-0-		AWAY		0-0-0		0-0-0		0-0-0		
0-0-0	0-0-0	0-0-0		NEUTRAL		0-0-0		0-0-0		0-0-0		
9-13-0	0-3-0	1-5-0		CONFERENCE		0-0-0		1-3-0		7-2-0		
5-6-0	0-3-0	1-2-0		HOME		0-0-0		1-1-0		3-0-0		
4-7-0	0-0-0	0-3-0		AWAY		0-0-0		0-2-0		4-2-0		
0-0-0	0-0-0	0-0-0		NEUTRAL		0-0-0		0-0-0		0-0-0		
<hr/>												
RPI S	Opponent	Score	RPI S	Opponent	Score	RPI S	Opponent	Score	RPI S	Opponent	Score	
6 A	Florida	0 10	27 H	Ohio St.	0 1	60 H	North Carolina St.	0 4	116 H	James Madison	7 4	
6 H	Florida	8 12	30 H	Hofstra	1 4	72 H	Penn St.	2 4	129 H	Wright St.	6 1	
15 A	Arizona St.	7 8	31 H	Louisville	0 4	82 H	Cornell	4 1	136 A	Villanova	4 8	
18 H	Oklahoma St.	0 8	31 H	Louisville	2 1	82 H	Cornell	3 4	136 A	Villanova	1 6	
22 H	Massachusetts	5 6	31 H	Louisville	0 5	88 H	Towson	7 8	138 H	Pittsburgh	0 1	
23 H	DePaul	0 4	35 H	East Carolina	1 5	89 H	Drake	0 4	138 H	Pittsburgh	5 1	
23 H	DePaul	2 9	38 A	Notre Dame	0 2	89 H	Drake	3 4	140 H	Canisius	6 1	
23 H	DePaul	0 8	38 A	Notre Dame	1 10	96 H	St. Joseph's	5 4	143 H	North Dakota St.	7 1	
			38 A	Notre Dame	2 4				146 H	Michigan St.	2 1	
			43 H	Illinois St.	4 3				167 A	Providence	3 6	
									167 A	Providence	2 1	
									167 A	Providence	3 1	
									173 A	Georgetown	5 0	
									173 A	Georgetown	1 2	
									173 A	Georgetown	4 2	
									176 H	Northern Ill.	1 2	
									179 H	Seton Hall	3 2	
									179 H	Seton Hall	8 0	
									179 H	Seton Hall	7 0	
									182 H	Maine	5 3	
									182 H	Maine	7 1	
									191 H	Quinnipiac	1 0	
									198 H	Florida A&M	13 5	
									208 H	Fairfield	2 3	
									216 H	Dartmouth	5 1	
									222 H	Toledo	7 4	
									261 H	Wagner	10 0	
<hr/>												
LAST 10 GAMES												
173 A	Georgetown	1 2	31 H	Louisville	0 4							
173 A	Georgetown	5 0	136 A	Villanova	1 6							
173 A	Georgetown	4 2	136 A	Villanova	4 8							
31 H	Louisville	0 5	23 H	DePaul	0 8							
31 H	Louisville	2 1	23 H	DePaul	2 9							

Non-Div. I Games:

South Fla.

Average RPI Win: 167		WON-LOST RECORD		WINNING PCT. RANK		LAST 10 GAMES		STRENGTH OF SCHEDULE		OPP. STRENGTH OF SCHEDULE		TEAM RPI		ADJ RPI		CONF. RPI		ADJ CONF. RPI	
DIV. I ONLY		38-19-0		.66667 48		5-5-0		186		151		84		.53063 85		18		18	
DIV. I NON-CONF.		20-10-0		.66667 52		2-2-0		198		154		92		.52953 93		19		19	
TOTALS		RPI 1-25		RPI 26-50		W-L RECORDS		RPI 51-100		RPI 101-150		RPI 150+							
38-19-0		1-1-0		1-2-0		OVERALL		4-7-0		9-2-0		23-7-0							
19-9-0		1-0-0		1-0-0		HOME		1-3-0		2-1-0		14-5-0							
14-9-0		0-1-0		0-2-0		AWAY		2-4-0		4-1-0		8-1-0							
5-1-0		0-0-0		0-0-0		NEUTRAL		1-0-0		3-0-0		1-1-0							
20-10-0		1-1-0		1-2-0		NON-CONFERENCE		1-3-0		3-0-0		14-4-0							
11-5-0		1-0-0		1-0-0		HOME		1-3-0		0-0-0		8-2-0							
7-4-0		0-1-0		0-0-		AWAY		0-0-0		2-0-0		5-1-0							
2-1-0		0-0-0		0-0-0		NEUTRAL		0-0-0		1-0-0		1-1-0							
18-9-0		0-0-0		0-0-0		CONFERENCE		3-4-0		6-2-0		9-3-0							
8-4-0		0-0-0		0-0-0		HOME		0-0-0		2-1-0		6-3-0							
7-5-0		0-0-0		0-0-0		AWAY		2-4-0		2-1-0		3-0-0							
3-0-0		0-0-0		0-0-0		NEUTRAL		1-0-0		2-0-0		0-0-0							
RPI S	Opponent	Score		RPI S	Opponent	Score		RPI S	Opponent	Score		RPI S	Opponent	Score					
12 A	Georgia	2	8	32 H	Virginia	10	8	56 H	Longwood	0	9	111 A	Winthrop	6	3				
24 H	North Carolina	1	0	35 A	East Carolina	0	8	56 H	Longwood	0	4	111 A	Winthrop	8	6				
				35 A	East Carolina	0	1	62 H	Charlotte	4	3	115 N	Middle Tenn.	6	1				
								62 H	Charlotte	2	4	125 A	UNC Greensboro	2	1				
								68 A	Chattanooga	0	6	125 A	UNC Greensboro	0	6				
								68 A	Chattanooga	7	6	125 A	UNC Greensboro	6	1				
								68 A	Chattanooga	3	2	125 N	UNC Greensboro	6	3				
								97 A	Ga. Southern	4	7	125 N	UNC Greensboro	6	4				
								97 A	Ga. Southern	2	3	128 H	Appalachian St.	1	0				
								97 A	Ga. Southern	9	14	128 H	Appalachian St.	2	5				
								97 N	Ga. Southern	3	2	128 H	Appalachian St.	3	2				
												155 A	Campbell	8	6				
												155 A	Campbell	5	2				
												162 H	Furman	1	0				
												162 H	Furman	0	4				
												162 H	Furman	3	2				
												173 H	Georgetown	2	1				
												173 H	Georgetown	8	4				
												183 A	Coastal Caro.	0	2				
												183 A	Coastal Caro.	13	1				
												189 H	Samford	5	3				
												189 H	Samford	8	4				
												189 H	Samford	1	2				
												196 N	Minnesota	4	9				
												203 H	Col. of Charleston	5	4				
												203 H	Col. of Charleston	1	4				
												203 H	Col. of Charleston	8	0				
LAST 10 GAMES				125 N	UNC Greensboro	6	3	35 A	East Carolina	0	8	189 H	Samford	1	2				
				125 N	UNC Greensboro	6	4	35 A	East Carolina	0	1	196 N	Minnesota	4	9				
				97 N	Ga. Southern	3	2	97 A	Ga. Southern	4	7	203 H	Col. of Charleston	5	4				
				111 A	Winthrop	8	6	97 A	Ga. Southern	9	14	203 H	Col. of Charleston	1	4				
				111 A	Winthrop	6	3	97 A	Ga. Southern	2	3	203 H	Col. of Charleston	8	0				

Non-Div. I Games:

Elon

RPI	S	Opponent	Score	
221	A	N.C. A&T	6	3
221	A	N.C. A&T	10	0
228	H	Eastern Ky.	2	3
228	H	Eastern Ky.	7	1
236	H	Rider	5	1
236	H	Rider	11	0
250	H	UNC Wilmington	5	4
253	H	IUPUI	2	5
253	H	IUPUI	9	0
253	H	IUPUI	7	6
258	N	Belmont	14	6
260	A	Western Caro.	18	2
260	A	Western Caro.	13	1
260	A	Western Caro.	15	0

Elon

E
l
o
n

E
l
o
n

[illegible]

Non-Div. I Games:

Cal St. Northridge

RPI	S	Opponent	Score	
187	A	UC Riverside	8	0
194	N	East Tenn. St.	8	7
209	A	Cal St. Bakersfield	2	0
209	A	Cal St. Bakersfield	3	7
212	H	UC Santa Barbara	2	1
212	H	UC Santa Barbara	4	1
212	H	UC Santa Barbara	5	4
249	H	Santa Clara	2	5
275	H	North Dakota	9	7

Cal St. Northridge

C
a
l
S
t
.
N
o
r
t
h
r
i
d
g
e

C
a
l
S
t
.
N
o
r
t
h
r
i
d
g
e

Average RPI Win:	156	WON-LOST RECORD	WINNING PCT. RANK	LAST 10 GAMES	STRENGTH OF SCHEDULE	OPP. STRENGTH OF SCHEDULE	TEAM RPI	ADJ RPI	CONF. RPI	ADJ CONF. RPI	
DIV. I ONLY		33-22-0	.674	74 6-4-0	122	127	87	.53025	87	20	20
DIV. I NON-CONF.		13-15-0	.46429	159 0-1-0	70	83	111	.51798	110	18	18
<hr/>											
TOTALS	RPI 1-25	RPI 26-50		W-L RECORDS		RPI 51-100		RPI 101-150		RPI 150+	
33-22-0	0-2-0	1-4-0		OVERALL		4-5-0		9-4-0		19-7-0	
11-6-0	0-0-0	0-0-0		HOME		2-2-0		4-1-0		5-3-0	
9-4-0	0-0-0	0-2-0		AWAY		0-0-0		2-0-0		7-2-0	
13-12-0	0-2-0	1-2-0		NEUTRAL		2-3-0		3-3-0		7-2-0	
<hr/>											
13-15-0	0-2-0	1-4-0		NON-CONFERENCE		2-3-0		4-4-0		6-2-0	
0-3-0	0-0-0	0-0-0		HOME		0-2-0		0-1-0		0-0-0	
3-2-0	0-0-0	0-0-		AWAY		0-0-0		2-0-0		1-0-0	
10-10-0	0-2-0	1-2-0		NEUTRAL		2-1-0		2-3-0		5-2-0	
<hr/>											
20-7-0	0-0-0	0-0-0		CONFERENCE		2-2-0		5-0-0		13-5-0	
11-3-0	0-0-0	0-0-0		HOME		2-0-0		4-0-0		5-3-0	
6-2-0	0-0-0	0-0-0		AWAY		0-0-0		0-0-0		6-2-0	
3-2-0	0-0-0	0-0-0		NEUTRAL		0-2-0		1-0-0		2-0-0	
<hr/>											
RPI S	Opponent	Score	RPI S	Opponent	Score	RPI S	Opponent	Score	RPI S	Opponent	Score
20 N	Illinois	0 10	30 N	Hofstra	0 1	55 H	Ball St.	6 5	101 A	Marshall	8 4
21 N	Florida St.	0 6	36 N	Auburn	1 0	55 H	Ball St.	3 2	101 A	Marshall	3 2
			42 A	Radford	0 6	55 N	Ball St.	0 6	103 N	Long Beach St.	1 6
			42 A	Radford	1 3	55 N	Ball St.	1 5	118 N	UC Davis	2 10
			42 N	Radford	2 3	56 N	Longwood	0 1	119 H	Central Mich.	4 2
						56 N	Longwood	5 4	119 H	Central Mich.	9 1
						72 H	Penn St.	2 5	119 N	Central Mich.	4 2
						72 H	Penn St.	5 9	124 N	St. John's (NY)	11 7
						93 N	Cleveland St.	2 1	124 N	St. John's (NY)	6 3
									132 N	Loyola Marymount	11 12
									135 H	Miami (OH)	2 1
									135 H	Miami (OH)	5 1
									147 H	Robert Morris	3 7
									160 N	Albany (NY)	3 0
									163 A	Ohio	5 1
									163 A	Ohio	1 2
									176 A	Northern Ill.	9 0
									176 A	Northern Ill.	2 7
									176 N	Northern Ill.	1 0
									178 N	Delaware	8 5
									178 N	Delaware	7 5
									183 A	Coastal Caro.	7 3
LAST 10 GAMES											
			55 N	Ball St.	1 5	195 H	Bowling Green	0 3	195 H	Bowling Green	0 3
			176 N	Northern Ill.	1 0	195 H	Bowling Green	8 0	195 H	Bowling Green	8 0
			55 N	Ball St.	0 6	222 H	Toledo	8 3	195 N	Bowling Green	8 0
			119 N	Central Mich.	4 2	222 H	Toledo	2 1	199 H	Eastern Mich.	6 5
			195 N	Bowling Green	8 0	147 H	Robert Morris	3 7	199 H	Eastern Mich.	6 12

Non-Div. I Games:

Kent St.

K
e
n
t
s
t
.

Kentst.

Kent St.

**T
O
W
S
O
N**

T
O
W
S
O
N

Towson

RPI	S	Opponent	Score	
232	A	George Washington	2	1
234	A	Delaware St.	3	0
234	A	Delaware St.	1	0
242	N	Princeton	9	3
250	H	UNC Wilmington	9	0
250	H	UNC Wilmington	1	0
250	H	UNC Wilmington	7	0
268	H	Coppin St.	8	0
268	H	Coppin St.	5	1
281	N	Winston-Salem	9	1

Towson

Drake

Drake

Average RPI Win: 134		WON-LOST	WINNING	LAST 10	STRENGTH OF		OPP. STRENGTH	TEAM	ADJ	CONF.	ADJ CONF.
Average RPI Loss: 56		RECORD	PCT. RANK	GAMES	SCHEDULE		OF SCHEDULE	RPI	RPI	RPI	RPI
DIV. I ONLY		21-35-0	.375	217	22		50	91	.52653	90	3
DIV. I NON-CONF.		19-18-0	.51351	136	53		123	86	.536	82	3
TOTALS		RPI 1-25	RPI 26-50		W-L RECORDS		RPI 51-100		RPI 101-150		RPI 150+
21-35-0		0-12-0	2-8-0		OVERALL		5-8-0		4-5-0		10-2-0
7-11-0		0-4-0	1-2-0		HOME		1-2-0		2-2-0		3-1-0
4-15-0		0-7-0	0-1-0		AWAY		3-6-0		0-1-0		1-0-0
10-9-0		0-1-0	1-5-0		NEUTRAL		1-0-0		2-2-0		6-1-0
19-18-0		0-2-0	2-5-0		NON-CONFERENCE		3-4-0		4-5-0		10-2-0
6-3-0		0-0-0	1-0-0		HOME		0-0-0		2-2-0		3-1-0
3-7-0		0-1-0	0-0-		AWAY		2-4-0		0-1-0		1-0-0
10-8-0		0-1-0	1-4-0		NEUTRAL		1-0-0		2-2-0		6-1-0
2-17-0		0-10-0	0-3-0		CONFERENCE		2-4-0		0-0-0		0-0-0
1-8-0		0-4-0	0-2-0		HOME		1-2-0		0-0-0		0-0-0
1-8-0		0-6-0	0-0-0		AWAY		1-2-0		0-0-0		0-0-0
0-1-0		0-0-0	0-1-0		NEUTRAL		0-0-0		0-0-0		0-0-0
RPI S	Opponent	Score	RPI S	Opponent	Score	RPI S	Opponent	Score	RPI S	Opponent	Score
6 A	Florida	4 12	26 A	San Diego St.	2 10	51 A	Southern Ill.	1 3	101 N	Marshall	3 7
7 A	Oklahoma	0 7	27 N	Ohio St.	2 4	54 A	Nebraska	5 8	101 N	Marshall	7 3
7 A	Oklahoma	0 2	31 N	Louisville	2 10	54 H	Nebraska	0 2	103 A	Long Beach St.	3 4
9 A	Missouri	2 10	35 N	East Carolina	3 1	59 A	Baylor	0 8	145 H	Wichita St.	1 4
9 A	Missouri	4 5	37 N	Kentucky	2 7	59 A	Baylor	2 1	145 H	Wichita St.	9 2
11 H	Texas	0 7	40 N	Lipscomb	3 7	67 H	Iowa St.	3 0	148 H	Valparaiso	5 6
11 H	Texas	2 6	44 H	Texas Tech	2 4	67 H	Iowa St.	3 4	148 H	Valparaiso	6 5
16 A	Texas A&M	4 12	44 H	Texas Tech	1 4	68 A	Chattanooga	0 6	150 N	Sam Houston St.	10 0
16 A	Texas A&M	1 10	44 N	Texas Tech	3 5	70 A	Creighton	6 5	150 N	Sam Houston St.	0 8
18 H	Oklahoma St.	3 11	49 H	Houston	4 3	70 A	Creighton	0 8	151 N	Ill.-Chicago	7 5
18 H	Oklahoma St.	3 4				89 A	Drake	0 6	151 N	Ill.-Chicago	4 3
22 N	Massachusetts	6 7				89 A	Drake	2 1	155 N	Campbell	2 1
						99 N	Western Ill.	3 0	164 N	Tennessee Tech	4 3
									166 N	Harvard	9 1
									171 N	SIU Edwardsville	2 5
									172 H	Missouri St.	7 8
									172 H	Missouri St.	4 3
									184 A	San Diego	5 4
									211 H	UMKC	5 1
									211 H	UMKC	1 0
									241 N	Austin Peay	9 0
			LAST 10 GAMES								
			44 N	Texas Tech	3 5	7 A	Oklahoma	0 7			
			67 H	Iowa St.	3 4	7 A	Oklahoma	0 2			
			67 H	Iowa St.	3 0	145 H	Wichita St.	9 2			
			89 A	Drake	0 6	145 H	Wichita St.	1 4			
			89 A	Drake	2 1	44 H	Texas Tech	1 4			

Non-Div. I Games:

Kansas

Average RPI Win: 142		WON-LOST RECORD		WINNING PCT. RANK		LAST 10 GAMES		STRENGTH OF SCHEDULE		OPP. STRENGTH OF SCHEDULE		TEAM RPI		ADJ RPI		CONF. RPI		ADJ CONF. RPI					
DIV. I ONLY		27-26-0		.50943 130		5-5-0		74		97		93		.52569 91		15		15					
DIV. I NON-CONF.		5-13-0		.27778 233		0-0-0		27		11		148		.49747 143		16		16					
TOTALS		RPI 1-25		RPI 26-50		W-L RECORDS		RPI 51-100		RPI 101-150		RPI 150+											
27-26-0		1-4-0		0-2-0		OVERALL		4-10-0		13-6-0		9-4-0											
16-11-0		1-2-0		0-1-0		HOME		1-2-0		11-4-0		3-2-0											
9-11-0		0-2-0		0-0-0		AWAY		3-6-0		1-2-0		5-1-0											
2-4-0		0-0-0		0-1-0		NEUTRAL		0-2-0		1-0-0		1-1-0											
5-13-0		1-4-0		0-2-0		NON-CONFERENCE		1-5-0		1-0-0		2-2-0											
3-4-0		1-2-0		0-1-0		HOME		1-0-0		0-0-0		1-1-0											
0-5-0		0-2-0		0-0-		AWAY		0-3-0		0-0-0		0-0-0											
2-4-0		0-0-0		0-1-0		NEUTRAL		0-2-0		1-0-0		1-1-0											
22-13-0		0-0-0		0-0-0		CONFERENCE		3-5-0		12-6-0		7-2-0											
13-7-0		0-0-0		0-0-0		HOME		0-2-0		11-4-0		2-1-0											
9-6-0		0-0-0		0-0-0		AWAY		3-3-0		1-2-0		5-1-0											
0-0-0		0-0-0		0-0-0		NEUTRAL		0-0-0		0-0-0		0-0-0											
RPI	S	Opponent		Score		RPI	S	Opponent		Score		RPI	S	Opponent		Score		RPI	S	Opponent		Score	
11	A	Texas		0	8	43	N	Illinois St.		4	10	57	A	North Texas		1	3	105	H	Texas-Arlington		10	1
11	H	Texas		9	7	49	H	Houston		0	3	57	A	North Texas		1	9	105	H	Texas-Arlington		8	2
15	A	Arizona St.		3	6							59	H	Baylor		4	3	105	H	Texas-Arlington		1	3
18	H	Oklahoma St.		0	10							63	A	Tulsa		4	5	105	H	Texas-Arlington		3	0
18	H	Oklahoma St.		2	6							70	N	Creighton		0	2	105	H	Texas-Arlington		4	1
												74	N	Iowa		1	4	105	H	Texas-Arlington		7	10
												83	A	McNeese St.		5	1	109	H	A&M-Corpus Christi		7	6
												83	A	McNeese St.		1	3	109	H	A&M-Corpus Christi		4	3
												83	A	McNeese St.		4	2	109	H	A&M-Corpus Christi		7	11
												83	H	McNeese St.		2	3	123	N	Rutgers		6	1
												83	H	McNeese St.		0	1	130	H	Nicholls St.		7	6
												94	A	Stephen F. Austin		1	3	130	H	Nicholls St.		0	1
												94	A	Stephen F. Austin		3	4	130	H	Nicholls St.		8	0
												94	A	Stephen F. Austin		8	7	144	A	UTSA		1	7
																		144	A	UTSA		1	3
																		144	A	UTSA		6	4
																		150	H	Sam Houston St.		6	2
																		150	H	Sam Houston St.		4	2
																		150	H	Sam Houston St.		9	1
																		154	N	Eastern Ill.		1	4
																		176	H	Northern Ill.		3	0
																		186	H	Northwestern St.		6	4
																		186	H	Northwestern St.		0	1
																		186	H	Northwestern St.		7	1
																		188	H	New Mexico		0	8
																		204	A	Central Ark.		7	4
																		204	A	Central Ark.		1	3
LAST 10 GAMES																							
																		83	H	McNeese St.		2	3
																		105	H	Texas-Arlington		4	1
																		83	H	McNeese St.		0	1
																		105	H	Texas-Arlington		10	1
																		94	A	Stephen F. Austin		8	7
																		94	A	Stephen F. Austin		3	4
																		186	H	Northwestern St.		7	1
																		186	H	Northwestern St.		6	4
																		186	H	Northwestern St.		0	1

Non-Div. I Games:

Texas St.

RPI	S	Opponent	Score	
204	A	Central Ark.	6	0
211	N	UMKC	4	2
237	A	Southeastern La.	10	1
237	A	Southeastern La.	5	4
237	A	Southeastern La.	8	0

Texas St.

T
e
x
a
s
S
t
.

T
e
x
a
s
S
t
.

Page 122

Average RPI Win: 156		WON-LOST	WINNING	LAST 10	STRENGTH OF		OPP. STRENGTH	TEAM	ADJ		CONF.	ADJ CONF.
Average RPI Loss: 85		RECORD	PCT. RANK	GAMES	SCHEDULE		OF SCHEDULE	RPI	RPI		RPI	RPI
DIV. I ONLY		29-20-0	.59184	80	5-5-0		150	82	89		.52561	92
DIV. I NON-CONF.		22-12-0	.64706	65	0-1-0		213	132	105		.51822	109
TOTALS		RPI 1-25	RPI 26-50		W-L RECORDS		RPI 51-100		RPI 101-150		RPI 150+	
29-20-0		0-2-0	4-4-0		OVERALL		1-8-0		7-3-0		17-3-0	
10-4-0		0-0-0	2-1-0		HOME		0-2-0		2-0-0		6-1-0	
7-6-0		0-0-0	1-3-0		AWAY		1-1-0		0-1-0		5-1-0	
12-10-0		0-2-0	1-0-0		NEUTRAL		0-5-0		5-2-0		6-1-0	
22-12-0		0-2-0	2-0-0		NON-CONFERENCE		1-5-0		5-2-0		14-3-0	
6-1-0		0-0-0	0-0-0		HOME		0-0-0		1-0-0		5-1-0	
5-2-0		0-0-0	1-0-		AWAY		1-0-0		0-1-0		3-1-0	
11-9-0		0-2-0	1-0-0		NEUTRAL		0-5-0		4-1-0		6-1-0	
7-8-0		0-0-0	2-4-0		CONFERENCE		0-3-0		2-1-0		3-0-0	
4-3-0		0-0-0	2-1-0		HOME		0-2-0		1-0-0		1-0-0	
2-4-0		0-0-0	0-3-0		AWAY		0-1-0		0-0-0		2-0-0	
1-1-0		0-0-0	0-0-0		NEUTRAL		0-0-0		1-1-0		0-0-0	
RPI S	Opponent	Score	RPI S	Opponent	Score	RPI S	Opponent	Score	RPI S	Opponent	Score	
5 N	UCLA	3 4	26 A	San Diego St.	1 6	53 A	UNLV	4 7	103 N	Long Beach St.	3 2	
13 N	California	1 9	26 A	San Diego St.	0 8	53 H	UNLV	4 9	120 H	Utah	8 0	
			26 H	San Diego St.	8 2	53 H	UNLV	3 15	120 N	Utah	16 2	
			33 A	BYU	4 12	54 N	Nebraska	2 6	120 N	Utah	10 11	
			33 H	BYU	2 6	57 A	North Texas	8 7	127 A	New Mexico St.	0 10	
			33 H	BYU	7 3	72 N	Penn St.	8 9	139 N	Nevada	4 0	
			41 A	Fresno St.	3 2	75 N	UTEP	3 7	139 N	Nevada	0 1	
			48 N	Mississippi St.	6 5	86 N	Cal St. Northridge	1 3	143 H	North Dakota St.	3 2	
						89 N	Drake	1 8	144 N	UTSA	5 1	
									150 N	Sam Houston St.	4 3	
									156 N	Pacific	10 0	
									168 N	Cal St. Fullerton	10 5	
									172 N	Missouri St.	3 2	
									173 N	Georgetown	9 8	
									177 H	Utah St.	5 3	
									177 N	Utah St.	2 3	
									181 A	Sacramento St.	8 6	
									181 A	Sacramento St.	9 4	
									188 A	New Mexico	9 5	
									188 A	New Mexico	2 1	
									188 H	New Mexico	4 1	
									194 N	East Tenn. St.	4 3	
									235 A	Northern Colo.	10 2	
									235 A	Northern Colo.	8 9	
									235 H	Northern Colo.	6 5	
									235 H	Northern Colo.	3 7	
									238 H	South Dakota St.	6 3	
LAST 10 GAMES												
			53 H	UNLV	3 15		120 N	Utah	10 11			
			53 H	UNLV	4 9		33 A	BYU	4 12			
			26 H	San Diego St.	8 2		188 A	New Mexico	9 5			
			188 H	New Mexico	4 1		188 A	New Mexico	2 1			
			120 N	Utah	16 2		235 H	Northern Colo.	3 7			

Non-Div. I Games:

Colorado St.

RPI	S	Opponent	Score	
238	H	South Dakota St.	6	0
242	N	Princeton	9	1
259	H	Utah Valley	12	3

Colorado St.

C
o
l
o
r
a
d
o
s
t
.

C
o
l
o
r
a
d
o
s
t
.

Average RPI Win:		194	WON-LOST RECORD		WINNING PCT. RANK		LAST 10 GAMES		STRENGTH OF SCHEDULE		OPP. STRENGTH OF SCHEDULE		TEAM RPI		ADJ RPI		CONF. RPI		ADJ CONF. RPI	
DIV. I ONLY			44-15-0		.74576 27		8-2-0		232		210		86		.52388 93		21		21	
DIV. I NON-CONF.			20-11-0		.64516 66		0-0-0		261		215		156		.48651 157		22		22	
TOTALS		RPI 1-25		RPI 26-50		W-L RECORDS		RPI 51-100		RPI 101-150		RPI 150+								
44-15-0		0-1-0		0-1-0		OVERALL		0-2-0		13-5-0		31-6-0								
16-5-0		0-0-0		0-0-0		HOME		0-0-0		11-2-0		5-3-0								
11-6-0		0-0-0		0-1-0		AWAY		0-0-0		2-3-0		9-2-0								
17-4-0		0-1-0		0-0-0		NEUTRAL		0-2-0		0-0-0		17-1-0								
20-11-0		0-1-0		0-1-0		NON-CONFERENCE		0-2-0		2-3-0		18-4-0								
0-2-0		0-0-0		0-0-0		HOME		0-0-0		0-0-0		0-2-0								
3-5-0		0-0-0		0-0-		AWAY		0-0-0		2-3-0		1-1-0								
17-4-0		0-1-0		0-0-0		NEUTRAL		0-2-0		0-0-0		17-1-0								
24-4-0		0-0-0		0-0-0		CONFERENCE		0-0-0		11-2-0		13-2-0								
16-3-0		0-0-0		0-0-0		HOME		0-0-0		11-2-0		5-1-0								
8-1-0		0-0-0		0-0-0		AWAY		0-0-0		0-0-0		8-1-0								
0-0-0		0-0-0		0-0-0		NEUTRAL		0-0-0		0-0-0		0-0-0								
RPI	S	Opponent		Score		RPI	S	Opponent		Score		RPI	S	Opponent		Score				
17	N	Tennessee		8 12		38	A	Notre Dame		0 8		80	N	Jacksonville St.		0 2				
												87	N	Kent St.		1 2				
														101 A Marshall		3 4				
														101 A Marshall		2 4				
														125 A UNC Greensboro		13 6				
														127 A New Mexico St.		3 9				
														129 H Wright St.		8 7				
														129 H Wright St.		3 8				
														129 H Wright St.		2 0				
														129 H Wright St.		3 2				
														129 H Wright St.		3 6				
														129 H Wright St.		3 2				
														134 H Butler		2 1				
														134 H Butler		1 0				
														134 H Butler		4 1				
														147 A Robert Morris		6 1				
														148 H Valparaiso		3 2				
														148 H Valparaiso		1 0				
														148 H Valparaiso		5 1				
														148 H Valparaiso		7 0				
														151 H Ill.-Chicago		0 12				
														151 H Ill.-Chicago		4 3				
														151 H Ill.-Chicago		6 1				
														157 A Loyola (IL)		9 0				
														157 A Loyola (IL)		8 3				
														157 A Loyola (IL)		3 0				
														165 N St. Mary's (CA)		8 6				
														178 N Delaware		3 1				
														190 A Green Bay		3 1				

Non-Div. I Games:

Cleveland St.

RPI	S	Opponent	Score	
190	A	Green Bay	6	1
190	A	Green Bay	11	0
193	N	Indiana	8	2
197	N	Niagara	5	3
197	N	Niagara	7	6
199	A	Eastern Mich.	9	7
199	A	Eastern Mich.	2	5
200	N	Bradley	0	8
206	N	Temple	11	3
217	N	Sacred Heart	4	2
217	N	Sacred Heart	1	0
222	H	Toledo	3	4
222	H	Toledo	0	4
229	N	Hartford	4	3
239	N	Lafayette	4	0
239	N	Lafayette	12	2
248	N	Brown	6	0
251	A	Youngstown St.	3	6
251	A	Youngstown St.	13	3
251	A	Youngstown St.	9	0
255	N	Fairleigh Dickinson	2	0
265	N	Columbia	4	3
269	N	Marist	4	1
277	H	Detroit	10	0
277	H	Detroit	12	4
277	H	Detroit	10	0
279	N	St. Peter's	16	0

Cleveland St.

C
l
e
v
e
l
a
n
d
S
t
.

C
l
e
v
e
l
a
n
d
S
t
.

RPI	S	Opponent	Score	
282	N	Weber St.	11	6

Cleveland St.

C
l
e
v
e
l
a
n
d
S
t
.

C
l
e
v
e
l
a
n
d
S
t
.

Average RPI Win: 163		WON-LOST	WINNING	LAST 10	STRENGTH OF		OPP. STRENGTH	TEAM	ADJ	CONF.	ADJ CONF.
Average RPI Loss: 103		RECORD	PCT. RANK	GAMES	SCHEDULE		OF SCHEDULE	RPI	RPI	RPI	RPI
DIV. I ONLY		29-20-0	.59184	80	5-5-0		136	150	94	.52296	94
DIV. I NON-CONF.		8-8-0	.5	137	0-0-0		136	146	130	.50245	133
TOTALS		RPI 1-25	RPI 26-50		W-L RECORDS		RPI 51-100		RPI 101-150		RPI 150+
29-20-0		0-1-0	0-5-0		OVERALL		6-3-0		12-7-0		11-4-0
14-3-0		0-0-0	0-0-0		HOME		3-2-0		3-0-0		8-1-0
12-12-0		0-1-0	0-2-0		AWAY		3-0-0		7-6-0		2-3-0
3-5-0		0-0-0	0-3-0		NEUTRAL		0-1-0		2-1-0		1-0-0
8-8-0		0-1-0	0-5-0		NON-CONFERENCE		1-1-0		1-1-0		6-0-0
4-1-0		0-0-0	0-0-0		HOME		1-1-0		0-0-0		3-0-0
2-4-0		0-1-0	0-0-		AWAY		0-0-0		0-1-0		2-0-0
2-3-0		0-0-0	0-3-0		NEUTRAL		0-0-0		1-0-0		1-0-0
21-12-0		0-0-0	0-0-0		CONFERENCE		5-2-0		11-6-0		5-4-0
10-2-0		0-0-0	0-0-0		HOME		2-1-0		3-0-0		5-1-0
10-8-0		0-0-0	0-0-0		AWAY		3-0-0		7-5-0		0-3-0
1-2-0		0-0-0	0-0-0		NEUTRAL		0-1-0		1-1-0		0-0-0
RPI S	Opponent	Score		RPI S	Opponent	Score		RPI S	Opponent	Score	
16 A	Texas A&M	0	7	38 N	Notre Dame	0	3	57 H	North Texas	0	7
				39 N	UAB	1	5	57 H	North Texas	5	2
				39 N	UAB	1	8	83 A	McNeese St.	7	0
				48 A	Mississippi St.	0	5	83 A	McNeese St.	6	4
				48 A	Mississippi St.	0	8	83 A	McNeese St.	9	1
								83 N	McNeese St.	1	4
								91 H	Texas St.	3	1
								91 H	Texas St.	4	3
								91 H	Texas St.	7	8
LAST 10 GAMES				105 N	Texas-Arlington	0	2	204 A	Central Ark.	2	8
				130 N	Nicholls St.	8	4	204 A	Central Ark.	0	5
				83 N	McNeese St.	1	4	204 A	Central Ark.	3	4
				91 H	Texas St.	7	8	237 H	Southeastern La.	9	1
				91 H	Texas St.	4	3	237 H	Southeastern La.	3	0
								105 A	Texas-Arlington	0	1
								105 A	Texas-Arlington	0	4
								105 A	Texas-Arlington	0	5
								105 N	Texas-Arlington	0	2
								109 H	A&M-Corpus Christi	10	2
								109 H	A&M-Corpus Christi	4	3
								109 H	A&M-Corpus Christi	10	3
								114 N	Louisiana Tech	7	6
								117 A	La.-Monroe	2	3
								130 A	Nicholls St.	4	10
								130 A	Nicholls St.	14	5
								130 A	Nicholls St.	3	0
								130 N	Nicholls St.	8	4
								144 A	UTSA	3	1
								144 A	UTSA	3	6
								144 A	UTSA	8	2
								150 A	Sam Houston St.	6	3
								150 A	Sam Houston St.	10	5
								150 A	Sam Houston St.	7	0
								186 H	Northwestern St.	4	0
								186 H	Northwestern St.	2	3
								186 H	Northwestern St.	2	0
								204 A	Central Ark.	2	8
								204 A	Central Ark.	0	5
								204 A	Central Ark.	3	4
								237 H	Southeastern La.	9	1
								237 H	Southeastern La.	3	0

Non-Div. I Games:

Stephen F. Austin

RPI	S	Opponent	Score	
237	H	Southeastern La.	9	1
262	A	Houston Baptist	5	1
262	H	Houston Baptist	3	2
262	H	Houston Baptist	2	0
264	A	Centenary (LA)	7	2
264	H	Centenary (LA)	4	3
266	N	Alcorn St.	9	1

Stephen F. Austin

S
t
e
p
h
e
n
F
.
A
u
s
t
i
n

S
t
e
p
h
e
n
F
.
A
u
s
t
i
n

Average RPI Win: 153		WON-LOST	WINNING	LAST 10	STRENGTH OF		OPP. STRENGTH	TEAM	ADJ	CONF.	ADJ CONF.
Average RPI Loss: 82		RECORD	PCT. RANK	GAMES	SCHEDULE		OF SCHEDULE	RPI	RPI	RPI	RPI
DIV. I ONLY		27-26-0	.50943	130	4-6-0		73	105	95	.5227	95
DIV. I NON-CONF.		15-15-0	.5	137	1-0-0		79	106	102	.52035	106
TOTALS		RPI 1-25	RPI 26-50		W-L RECORDS		RPI 51-100		RPI 101-150		RPI 150+
27-26-0		0-3-0	1-4-0		OVERALL		8-12-0		5-3-0		13-4-0
17-6-0		0-1-0	1-1-0		HOME		4-3-0		5-0-0		7-1-0
4-11-0		0-2-0	0-2-0		AWAY		2-5-0		0-2-0		2-0-0
6-9-0		0-0-0	0-1-0		NEUTRAL		2-4-0		0-1-0		4-3-0
15-15-0		0-3-0	0-2-0		NON-CONFERENCE		6-6-0		1-1-0		8-3-0
9-2-0		0-1-0	0-0-0		HOME		4-1-0		1-0-0		4-0-0
1-5-0		0-2-0	0-0-		AWAY		1-1-0		0-0-0		0-0-0
5-8-0		0-0-0	0-0-0		NEUTRAL		1-4-0		0-1-0		4-3-0
12-11-0		0-0-0	1-2-0		CONFERENCE		2-6-0		4-2-0		5-1-0
8-4-0		0-0-0	1-1-0		HOME		0-2-0		4-0-0		3-1-0
3-6-0		0-0-0	0-0-0		AWAY		1-4-0		0-2-0		2-0-0
1-1-0		0-0-0	0-1-0		NEUTRAL		1-0-0		0-0-0		0-0-0
RPI S	Opponent	Score	RPI S	Opponent	Score	RPI S	Opponent	Score	RPI S	Opponent	Score
4 A	Georgia Tech	3 8	39 A	UAB	0 7	51 N	Southern Ill.	0 4	107 N	Stony Brook	0 1
4 H	Georgia Tech	3 7	39 A	UAB	2 4	55 N	Ball St.	0 1	111 A	Fla. Gulf Coast	2 4
12 A	Georgia	3 8	40 H	Lipscomb	1 6	64 A	S.C. Upstate	10 2	111 A	Fla. Gulf Coast	3 4
			40 H	Lipscomb	5 3	64 A	S.C. Upstate	1 2	115 H	Middle Tenn.	11 1
			40 N	Lipscomb	0 8	64 N	S.C. Upstate	1 0	131 H	North Florida	3 0
						66 A	Georgia St.	6 1	131 H	North Florida	2 0
						66 H	Georgia St.	2 0	141 H	Mercer	4 3
						72 N	Penn St.	0 5	141 H	Mercer	9 5
						77 A	Stetson	3 4	155 H	Campbell	1 5
						77 A	Stetson	1 2	155 H	Campbell	8 0
						77 A	Stetson	3 7	164 N	Tennessee Tech	1 9
						78 N	Liberty	5 8	164 N	Tennessee Tech	5 6
						79 N	UT Martin	5 3	179 N	Seton Hall	6 1
						80 A	Jacksonville St.	6 7	189 H	Samford	1 0
						81 H	Troy	5 1	194 A	East Tenn. St.	5 4
						81 H	Troy	17 9	194 A	East Tenn. St.	8 1
						97 H	Ga. Southern	2 1	196 H	Minnesota	6 5
						97 H	Ga. Southern	6 8	222 N	Toledo	2 6
						100 H	Jacksonville	0 2	225 N	Akron	2 0
						100 H	Jacksonville	0 2	238 H	South Dakota St.	3 0
									238 H	South Dakota St.	5 1
									254 N	Alabama St.	11 0
									258 H	Belmont	7 5
									258 H	Belmont	2 0
									260 N	Western Caro.	10 1
			LAST 10 GAMES								
			40 N	Lipscomb	0 8	100 H	Jacksonville	0 2			
			77 A	Stetson	3 4	100 H	Jacksonville	0 2			
			64 N	S.C. Upstate	1 0	77 A	Stetson	1 2			
			131 H	North Florida	2 0	77 A	Stetson	3 7			
			131 H	North Florida	3 0	97 H	Ga. Southern	2 1			

Non-Div. I Games:

Kennesaw St.

Average RPI Win:		184	WON-LOST RECORD		WINNING PCT. RANK		LAST 10 GAMES		STRENGTH OF SCHEDULE		OPP. STRENGTH OF SCHEDULE		TEAM RPI		ADJ RPI		CONF. RPI		ADJ CONF. RPI					
DIV. I ONLY			29-18-0		.61702		68		6-4-0		160		139		92		.52236		96		17		17	
DIV. I NON-CONF.			16-9-0		.64		70		0-0-0		140		143		80		.53667		81		17		17	
TOTALS		RPI 1-25		RPI 26-50		W-L RECORDS		RPI 51-100		RPI 101-150		RPI 150+												
29-18-0		0-5-0		0-1-0		OVERALL		3-5-0		3-2-0		23-5-0												
9-4-0		0-0-0		0-0-0		HOME		0-0-0		0-1-0		9-3-0												
9-9-0		0-5-0		0-0-0		AWAY		0-3-0		1-0-0		8-1-0												
11-5-0		0-0-0		0-1-0		NEUTRAL		3-2-0		2-1-0		6-1-0												
16-9-0		0-2-0		0-1-0		NON-CONFERENCE		3-2-0		3-2-0		10-2-0												
2-1-0		0-0-0		0-0-0		HOME		0-0-0		0-1-0		2-0-0												
5-4-0		0-2-0		0-0-		AWAY		0-1-0		1-0-0		4-1-0												
9-4-0		0-0-0		0-1-0		NEUTRAL		3-1-0		2-1-0		4-1-0												
13-9-0		0-3-0		0-0-0		CONFERENCE		0-3-0		0-0-0		13-3-0												
7-3-0		0-0-0		0-0-0		HOME		0-0-0		0-0-0		7-3-0												
4-5-0		0-3-0		0-0-0		AWAY		0-2-0		0-0-0		4-0-0												
2-1-0		0-0-0		0-0-0		NEUTRAL		0-1-0		0-0-0		2-0-0												
RPI	S	Opponent		Score		RPI	S	Opponent		Score		RPI	S	Opponent		Score								
22	A	Massachusetts		0	5	42	N	Radford		0	9	55	N	Ball St.		2	1							
22	A	Massachusetts		0	8					1	2	111	N	Fla. Gulf Coast		4	0							
22	A	Massachusetts		0	3					2	3	125	N	UNC Greensboro		2	1							
24	A	North Carolina		0	8					2	5	127	N	New Mexico St.		3	4							
24	A	North Carolina		3	6					2	5	136	A	Villanova		2	1							
										3	6	136	H	Villanova		1	2							
										4	1	152	H	St. Louis		0	6							
										4	5	152	H	St. Louis		0	2							
										8	3	152	N	St. Louis		5	2							
												152	N	St. Louis		2	0							
												170	A	UMBC		7	3							
												170	A	UMBC		3	2							
												173	N	Georgetown		3	2							
												178	N	Delaware		6	0							
												182	N	Maine		4	3							
												185	H	Drexel		2	1							
												197	N	Niagara		2	9							
												206	H	Temple		5	0							
												206	H	Temple		2	0							
												210	A	Rhode Island		9	3							
												210	A	Rhode Island		6	1							
												222	N	Toledo		9	5							
												226	A	Penn		1	0							
												226	A	Penn		1	7							
												230	A	Dayton		11	1							
												230	A	Dayton		6	0							
												231	H	St. Bonaventure		3	1							
												231	H	St. Bonaventure		2	4							

Average RPI Win: 156		WON-LOST	WINNING	LAST 10	STRENGTH OF		OPP. STRENGTH	TEAM	ADJ	CONF.	ADJ CONF.
Average RPI Loss: 106		RECORD	PCT. RANK	GAMES	SCHEDULE		OF SCHEDULE	RPI	RPI	RPI	RPI
DIV. I ONLY		30-26-0	.53571	109	7-3-0		89	136	98	.51999	97
DIV. I NON-CONF.		14-15-0	.48276	153	0-0-0		72	101	107	.51905	107
TOTALS		RPI 1-25	RPI 26-50		W-L RECORDS		RPI 51-100		RPI 101-150		RPI 150+
30-26-0		0-3-0	0-3-0		OVERALL		8-6-0		7-7-0		15-7-0
10-9-0		0-0-0	0-1-0		HOME		4-4-0		0-2-0		6-2-0
13-13-0		0-3-0	0-2-0		AWAY		4-1-0		5-4-0		4-3-0
7-4-0		0-0-0	0-0-0		NEUTRAL		0-1-0		2-1-0		5-2-0
14-15-0		0-3-0	0-3-0		NON-CONFERENCE		4-2-0		4-4-0		6-3-0
2-5-0		0-0-0	0-1-0		HOME		1-1-0		0-2-0		1-1-0
6-8-0		0-3-0	0-0-		AWAY		3-1-0		2-2-0		1-0-0
6-2-0		0-0-0	0-0-0		NEUTRAL		0-0-0		2-0-0		4-2-0
16-11-0		0-0-0	0-0-0		CONFERENCE		4-4-0		3-3-0		9-4-0
8-4-0		0-0-0	0-0-0		HOME		3-3-0		0-0-0		5-1-0
7-5-0		0-0-0	0-0-0		AWAY		1-0-0		3-2-0		3-3-0
1-2-0		0-0-0	0-0-0		NEUTRAL		0-1-0		0-1-0		1-0-0
RPI S	Opponent	Score	RPI S	Opponent	Score	RPI S	Opponent	Score	RPI S	Opponent	Score
4 A	Georgia Tech	2 14	34 A	UCF	3 4	66 H	Georgia St.	1 3	125 A	UNC Greensboro	2 3
4 A	Georgia Tech	4 5	40 A	Lipscomb	0 4	66 H	Georgia St.	8 7	125 A	UNC Greensboro	4 1
12 A	Georgia	0 10	40 H	Lipscomb	0 10	68 A	Chattanooga	3 0	125 A	UNC Greensboro	2 1
						68 H	Chattanooga	4 5	125 N	UNC Greensboro	1 2
						68 H	Chattanooga	0 1	126 A	Charleston So.	3 6
						68 H	Chattanooga	3 5	126 A	Charleston So.	8 0
						85 H	Elon	3 2	128 A	Appalachian St.	4 5
						85 H	Elon	14 9	128 A	Appalachian St.	3 0
						85 H	Elon	7 4	131 H	North Florida	0 7
						85 N	Elon	2 3	131 H	North Florida	6 9
						95 A	Kennesaw St.	8 6	133 N	Boston College	3 2
						95 A	Kennesaw St.	1 2	136 N	Villanova	3 2
						100 A	Jacksonville	5 3	141 A	Mercer	1 0
						100 A	Jacksonville	4 2	141 A	Mercer	0 1
									153 A	Binghamton	6 4
									153 H	Binghamton	4 6
									162 A	Furman	3 2
									162 A	Furman	5 1
									162 A	Furman	1 4
									166 N	Harvard	0 1
									167 N	Providence	3 2
									174 N	Connecticut	9 2
									189 A	Samford	5 6
									189 A	Samford	2 7
									189 A	Samford	1 0
									196 N	Minnesota	3 0
									199 N	Eastern Mich.	7 8
LAST 10 GAMES			LAST 10 GAMES			LAST 10 GAMES			LAST 10 GAMES		
			125 N	UNC Greensboro	1 2	162 A	Furman	1 4			
			68 A	Chattanooga	3 0	85 H	Elon	7 4			
			85 N	Elon	2 3	85 H	Elon	14 9			
			162 A	Furman	3 2	85 H	Elon	3 2			
			162 A	Furman	5 1	203 H	Col. of Charleston	10 9			

Non-Div. I Games:

Ga. Southern

Ga. Southern

Average RPI Win:	124	WON-LOST	WINNING	LAST 10	STRENGTH OF	OPP. STRENGTH	TEAM	ADJ	CONF.	ADJ CONF.									
Average RPI Loss:	71	RECORD	PCT. RANK	GAMES	SCHEDULE	OF SCHEDULE	RPI	RPI	RPI	RPI									
DIV. I ONLY		21-24-0	.46667	163	3-7-0	80	37	100	.51983	98	8	8							
DIV. I NON-CONF.		13-12-0	.52	124	0-1-0	104	42	94	.52965	92	7	7							
<hr/>																			
TOTALS	RPI 1-25	RPI 26-50		W-L RECORDS		RPI 51-100		RPI 101-150		RPI 150+									
21-24-0	0-4-0	3-6-0		OVERALL		5-7-0		7-5-0		6-2-0									
10-12-0	0-1-0	2-3-0		HOME		2-1-0		3-5-0		3-2-0									
6-10-0	0-3-0	1-3-0		AWAY		2-4-0		2-0-0		1-0-0									
5-2-0	0-0-0	0-0-0		NEUTRAL		1-2-0		2-0-0		2-0-0									
13-12-0	0-4-0	2-1-0		NON-CONFERENCE		1-4-0		4-1-0		6-2-0									
4-5-0	0-1-0	1-1-0		HOME		0-0-0		0-1-0		3-2-0									
4-5-0	0-3-0	1-0-		AWAY		0-2-0		2-0-0		1-0-0									
5-2-0	0-0-0	0-0-0		NEUTRAL		1-2-0		2-0-0		2-0-0									
8-12-0	0-0-0	1-5-0		CONFERENCE		4-3-0		3-4-0		0-0-0									
6-7-0	0-0-0	1-2-0		HOME		2-1-0		3-4-0		0-0-0									
2-5-0	0-0-0	0-3-0		AWAY		2-2-0		0-0-0		0-0-0									
0-0-0	0-0-0	0-0-0		NEUTRAL		0-0-0		0-0-0		0-0-0									
<hr/>																			
RPI	S	Opponent	Score	RPI	S	Opponent	Score	RPI	S	Opponent	Score								
1	A	Alabama	3 6	29	A	La.-Lafayette	3 4	59	A	Baylor	3 6	113	A	Southern Miss.	5 3				
8	A	LSU	0 11	29	A	La.-Lafayette	1 2	61	N	Syracuse	3 4	115	H	Middle Tenn.	3 7				
12	A	Georgia	1 4	29	A	La.-Lafayette	0 9	61	N	Syracuse	3 5	115	H	Middle Tenn.	6 0				
21	H	Florida St.	0 2	39	A	UAB	2 1	67	N	Iowa St.	3 2	115	H	Middle Tenn.	1 6				
				39	H	UAB	0 6	71	A	Fla. Atlantic	0 1	115	H	Middle Tenn.	0 2				
				40	H	Lipscomb	3 2	71	A	Fla. Atlantic	3 1	117	H	La.-Monroe	2 4				
				46	H	FIU	3 4	71	A	Fla. Atlantic	2 6	117	H	La.-Monroe	7 6				
				46	H	FIU	5 4	71	H	Fla. Atlantic	0 1	117	H	La.-Monroe	3 1				
				46	H	FIU	5 10	81	A	Troy	1 0	124	N	St. John's (NY)	7 6				
								81	H	Troy	1 0	126	N	Charleston So.	8 3				
								81	H	Troy	3 2	130	A	Nicholls St.	6 2				
								83	A	McNeese St.	0 7	130	H	Nicholls St.	6 8				
												155	N	Campbell	2 0				
												155	N	Campbell	6 5				
												186	H	Northwestern St.	2 3				
												189	H	Samford	2 11				
												204	A	Central Ark.	6 4				
												237	H	Southeastern La.	11 1				
												237	H	Southeastern La.	5 1				
												258	H	Belmont	15 2				
<hr/>																			
				LAST 10 GAMES															
				115 H Middle Tenn.				1 6				46 H FIU				5 10			
				71 H Fla. Atlantic				0 1				46 H FIU				3 4			
				81 H Troy				3 2				21 H Florida St.				0 2			
				81 H Troy				1 0				29 A La.-Lafayette				1 2			
				46 H FIU				5 4				29 A La.-Lafayette				3 4			

Non-Div. I Games:

South Ala.

Average RPI Win: 197		WON-LOST	WINNING	LAST 10	STRENGTH OF		OPP. STRENGTH	TEAM	ADJ	CONF.	ADJ CONF.			
Average RPI Loss: 119		RECORD	PCT. RANK	GAMES	SCHEDULE		OF SCHEDULE	RPI	RPI	RPI	RPI			
DIV. I ONLY		35-19-0	.64815	53	6-4-0		199	186	99	.51898	99			
DIV. I NON-CONF.		14-15-0	.48276	153	0-2-0		138	77	134	.50441	127			
TOTALS		RPI 1-25	RPI 26-50		W-L RECORDS		RPI 51-100		RPI 101-150		RPI 150+			
35-19-0		0-2-0	1-2-0		OVERALL		3-3-0		4-5-0		27-7-0			
11-4-0		0-2-0	0-0-0		HOME		0-0-0		0-0-0		11-2-0			
15-11-0		0-0-0	0-2-0		AWAY		1-1-0		3-4-0		11-4-0			
9-4-0		0-0-0	1-0-0		NEUTRAL		2-2-0		1-1-0		5-1-0			
14-15-0		0-2-0	1-2-0		NON-CONFERENCE		3-3-0		3-1-0		7-7-0			
2-4-0		0-2-0	0-0-0		HOME		0-0-0		0-0-0		2-2-0			
5-7-0		0-0-0	0-0-		AWAY		1-1-0		2-0-0		2-4-0			
7-4-0		0-0-0	1-0-0		NEUTRAL		2-2-0		1-1-0		3-1-0			
21-4-0		0-0-0	0-0-0		CONFERENCE		0-0-0		1-4-0		20-0-0			
9-0-0		0-0-0	0-0-0		HOME		0-0-0		0-0-0		9-0-0			
10-4-0		0-0-0	0-0-0		AWAY		0-0-0		1-4-0		9-0-0			
2-0-0		0-0-0	0-0-0		NEUTRAL		0-0-0		0-0-0		2-0-0			
RPI	S	Opponent	Score		RPI	S	Opponent	Score		RPI	S	Opponent	Score	
9	H	Missouri	1	7	43	A	Illinois St.	2	9	51	A	Southern Ill.	2	1
9	H	Missouri	1	5	43	A	Illinois St.	0	6	55	N	Ball St.	6	2
					47	N	Arkansas	5	4	67	N	Iowa St.	5	4
										74	A	Iowa	0	8
										74	N	Iowa	1	2
										90	N	Kansas	0	3
					</									

Non-Div. I Games:

Western Ill.

RPI	S	Opponent	Score	
211	H	UMKC	11	3
211	H	UMKC	7	5
238	N	South Dakota St.	4	0
253	A	IUPUI	5	0
253	A	IUPUI	7	0
253	A	IUPUI	8	2
254	N	Alabama St.	9	0
257	A	Oakland	8	0
257	A	Oakland	5	2
257	A	Oakland	2	0
264	A	Centenary (LA)	6	0
264	A	Centenary (LA)	2	0
264	A	Centenary (LA)	2	1
267	H	Southern Utah	5	4
267	H	Southern Utah	4	3
267	H	Southern Utah	11	3

Western Ill.

W
e
s
t
e
r
n
I
l
l
.

W
e
s
t
e
r
n
I
l
l
.

Average RPI Win:		173	WON-LOST RECORD		WINNING PCT. RANK	LAST 10 GAMES		STRENGTH OF SCHEDULE		OPP. STRENGTH OF SCHEDULE	TEAM RPI	ADJ RPI		CONF. RPI	ADJ CONF. RPI		
Average RPI Loss:		92															
DIV. I ONLY			33-23-0		.58929	83	4-6-0		141	143	96	.51884	100	11	11		
DIV. I NON-CONF.			22-11-0		.66667	52	0-1-0		157	177	81	.53574	83	13	13		
TOTALS		RPI 1-25		RPI 26-50		W-L RECORDS		RPI 51-100		RPI 101-150		RPI 150+					
33-23-0		0-3-0		0-3-0		OVERALL		6-8-0		6-7-0		21-2-0					
17-7-0		0-1-0		0-2-0		HOME		3-2-0		3-1-0		11-1-0					
8-10-0		0-1-0		0-1-0		AWAY		2-3-0		2-4-0		4-1-0					
8-6-0		0-1-0		0-0-0		NEUTRAL		1-3-0		1-2-0		6-0-0					
22-11-0		0-3-0		0-1-0		NON-CONFERENCE		2-4-0		4-3-0		16-0-0					
12-4-0		0-1-0		0-0-0		HOME		1-2-0		3-1-0		8-0-0					
3-2-0		0-1-0		0-0-		AWAY		0-0-0		0-0-0		3-0-0					
7-5-0		0-1-0		0-0-0		NEUTRAL		1-2-0		1-2-0		5-0-0					
11-12-0		0-0-0		0-2-0		CONFERENCE		4-4-0		2-4-0		5-2-0					
5-3-0		0-0-0		0-2-0		HOME		2-0-0		0-0-0		3-1-0					
5-8-0		0-0-0		0-0-0		AWAY		2-3-0		2-4-0		1-1-0					
1-1-0		0-0-0		0-0-0		NEUTRAL		0-1-0		0-0-0		1-0-0					
RPI	S	Opponent		Score		RPI	S	Opponent		Score		RPI	S	Opponent		Score	
6	A	Florida		1	6	34	A	UCF		0	3	61	N	Syracuse		4	7
21	H	Florida St.		0	8	40	H	Lipscomb		0	4	64	H	S.C. Upstate		7	2
23	N	DePaul		0	4	40	H	Lipscomb		0	7	64	H	S.C. Upstate		4	3
												64	N	S.C. Upstate		4	7
												69	H	Virginia Tech		11	7
												69	N	Virginia Tech		3	2
												77	A	Stetson		1	3
												77	A	Stetson		0	2
												77	A	Stetson		1	2
												95	A	Kennesaw St.		2	0
												95	A	Kennesaw St.		2	0
												96	N	St. Joseph's		3	8
												97	H	Ga. Southern		2	4
												97	H	Ga. Southern		3	5
														</			

Non-Div. I Games:

Jacksonville

RPI	S	Opponent	Score
222	H	Toledo	12 4
222	H	Toledo	8 0
228	N	Eastern Ky.	1 0
228	N	Eastern Ky.	10 1
241	N	Austin Peay	8 0
258	H	Belmont	4 3
258	H	Belmont	1 3
280	A	Savannah St.	11 0
280	A	Savannah St.	2 1

Jacksonville

Average RPI Win: 130		WON-LOST	WINNING	LAST 10	STRENGTH OF		OPP. STRENGTH	TEAM	ADJ	CONF.	ADJ CONF.
Average RPI Loss: 75		RECORD	PCT. RANK	GAMES	SCHEDULE		OF SCHEDULE	RPI	RPI	RPI	RPI
DIV. I ONLY		24-30-1	.44545	178	1-8-1		65	70	101	.51848	101
DIV. I NON-CONF.		20-10-0	.66667	52	1-0-0		116	128	60	.55249	64
TOTALS		RPI 1-25	RPI 26-50		W-L RECORDS		RPI 51-100		RPI 101-150		RPI 150+
24-30-1	0-1-0	3-9-1		OVERALL		5-11-0		7-9-0		9-0-0	
11-13-1	0-0-0	1-7-1		HOME		2-5-0		3-1-0		5-0-0	
4-16-0	0-1-0	1-2-0		AWAY		1-5-0		2-8-0		0-0-0	
9-1-0	0-0-0	1-0-0		NEUTRAL		2-1-0		2-0-0		4-0-0	
20-10-0	0-1-0	0-0-0		NON-CONFERENCE		5-5-0		6-4-0		9-0-0	
10-3-0	0-0-0	0-0-0		HOME		2-2-0		3-1-0		5-0-0	
2-6-0	0-1-0	0-0-		AWAY		1-2-0		1-3-0		0-0-0	
8-1-0	0-0-0	0-0-0		NEUTRAL		2-1-0		2-0-0		4-0-0	
4-20-1	0-0-0	3-9-1		CONFERENCE		0-6-0		1-5-0		0-0-0	
1-10-1	0-0-0	1-7-1		HOME		0-3-0		0-0-0		0-0-0	
2-10-0	0-0-0	1-2-0		AWAY		0-3-0		1-5-0		0-0-0	
1-0-0	0-0-0	1-0-0		NEUTRAL		0-0-0		0-0-0		0-0-0	
RPI S	Opponent	Score		RPI S	Opponent	Score		RPI S	Opponent	Score	
6 A	Florida	0	8	34 H	UCF	0	1	62 A	Charlotte	0	2
				34 H	UCF	4	8	62 A	Charlotte	0	8
				34 H	UCF	1	9	63 H	Tulsa	4	7
				35 A	East Carolina	0	10	63 H	Tulsa	2	6
				35 A	East Carolina	10	6	63 H	Tulsa	1	11
				35 A	East Carolina	3	4	73 N	Boston U.	13	12
				35 N	East Carolina	8	7	75 A	UTEP	1	2
				39 H	UAB	3	8	75 A	UTEP	2	3
				39 H	UAB	3	4	75 A	UTEP	1	2
				39 H	UAB	3	2	77 A	Stetson	3	2
				49 H	Houston	4	4	87 H	Kent St.	4	8
				49 H	Houston	2	3	87 H	Kent St.	2	3
				49 H	Houston	3	5	90 N	Kansas	3	7
								90 N	Kansas	7	3
								93 H	Cleveland St.	4	2
								93 H	Cleveland St.	4	3
LAST 10 GAMES											
				63 H	Tulsa	4	7	49 H	Houston	3	5
				63 H	Tulsa	2	6	113 A	Southern Miss.	1	6
				63 H	Tulsa	1	11	113 A	Southern Miss.	2	8
				49 H	Houston	4	4	113 A	Southern Miss.	0	6
				49 H	Houston	2	3	230 H	Dayton	10	2
										7	0

Non-Div. I Games:

Marshall

Average RPI Win:		172	WON-LOST RECORD		WINNING PCT. RANK		LAST 10 GAMES		STRENGTH OF SCHEDULE		OPP. STRENGTH OF SCHEDULE		TEAM RPI		ADJ RPI		CONF. RPI		ADJ CONF. RPI				
DIV. I ONLY			34-25-0		.57627 91		4-6-0		167		119		103		.51813 102		9		9				
DIV. I NON-CONF.			24-10-0		.70588 38		0-0-0		237		183		100		.52664 95		10		10				
TOTALS		RPI 1-25		RPI 26-50		W-L RECORDS		RPI 51-100		RPI 101-150		RPI 150+											
34-25-0		1-6-0		2-3-0		OVERALL		2-2-0		8-6-0		21-8-0											
9-7-0		0-0-0		1-2-0		HOME		0-0-0		2-4-0		6-1-0											
9-10-0		0-4-0		0-0-0		AWAY		0-1-0		5-0-0		4-5-0											
16-8-0		1-2-0		1-1-0		NEUTRAL		2-1-0		1-2-0		11-2-0											
24-10-0		1-2-0		1-1-0		NON-CONFERENCE		2-2-0		1-2-0		19-3-0											
6-1-0		0-0-0		0-0-0		HOME		0-0-0		0-0-0		6-1-0											
3-3-0		0-1-0		0-0-		AWAY		0-1-0		1-0-0		2-1-0											
15-6-0		1-1-0		1-1-0		NEUTRAL		2-1-0		0-2-0		11-1-0											
10-15-0		0-4-0		1-2-0		CONFERENCE		0-0-0		7-4-0		2-5-0											
3-6-0		0-0-0		1-2-0		HOME		0-0-0		2-4-0		0-0-0											
6-7-0		0-3-0		0-0-0		AWAY		0-0-0		4-0-0		2-4-0											
1-2-0		0-1-0		0-0-0		NEUTRAL		0-0-0		1-0-0		0-1-0											
RPI	S	Opponent		Score		RPI	S	Opponent		Score		RPI	S	Opponent		Score		RPI	S	Opponent		Score	
7	N	Oklahoma		5	4	32	N	Virginia		8	4	53	N	UNLV		1	7	114	H	Louisiana Tech		10	2
11	N	Texas		8	13	33	N	BYU		5	9	62	N	Charlotte		4	3	114	H	Louisiana Tech		1	9
14	A	Hawaii		2	3	41	H	Fresno St.		0	4	62	N	Charlotte		3	2	114	H	Louisiana Tech		0	2
14	A	Hawaii		3	7	41	H	Fresno St.		1	0	75	A	UTEP		4	7	114	N	Louisiana Tech		6	5
14	A	Hawaii		1	7	41	H	Fresno St.		1	2							118	A	UC Davis		5	4
14	N	Hawaii		8	16													120	N	Utah		0	8
19	A	Stanford		1	4													120	N	Utah		2	12
																		127	A	New Mexico St.		9	8
																		127	H	New Mexico St.		3	2
																		127	H	New Mexico St.		7	8
																		127	H	New Mexico St.		1	2
																		139	A	Nevada		11	9
																		139	A	Nevada		10	2
																		139	A	Nevada		7	6
																		156	A	Pacific		2	7
																		165	N	St. Mary's (CA)		8	7
																		165	N	St. Mary's (CA)		4	0
																		175	A	Boise St.		7	6
																		175	A	Boise St.		7	10
																		175	A	Boise St.		0	15
																		175	N	Boise St.		5	6
								LAST 10 GAMES										177	A	Utah St.		2	1
								175 N Boise St.		5	6			127 H New Mexico St.		1	2	177	A	Utah St.		1	2
								127 A New Mexico St.		9	8			127 H New Mexico St.		3	2	177	A	Utah St.		2	4
								14 N Hawaii		8	16			175 A Boise St.		0	15	181	A	Sacramento St.		10	4
								114 N Louisiana Tech		6	5			175 A Boise St.		7	6	181	A	Sacramento St.		11	5
								127 H New Mexico St.		7	8			175 A Boise St.		7	10	188	N	New Mexico		6	1

Non-Div. I Games:

San Jose St.

**S
a
n
J
o
s
e
t
.**

S
a
n
J
o
s
e
s
t
.

San Jose St.

[illegible]

Non-Div. I Games:

Memphis

Average RPI Win:	143	WON-LOST RECORD	WINNING PCT. RANK	LAST 10 GAMES		STRENGTH OF SCHEDULE	OPP. STRENGTH OF SCHEDULE	TEAM RPI	ADJ RPI	CONF. RPI	ADJ CONF. RPI	
DIV. I ONLY		26-26-0	.5 135	5-5-0		110	65	104	.51531	103	16	16
DIV. I NON-CONF.		16-15-0	.51613 131	0-0-0		29	26	63	.55444	63	11	11
<hr/>												
TOTALS	RPI 1-25		RPI 26-50	W-L RECORDS		RPI 51-100			RPI 101-150		RPI 150+	
26-26-0	1-9-0		1-2-0	OVERALL		6-3-0			2-6-0		16-6-0	
13-6-0	0-0-0		0-2-0	HOME		2-0-0			1-2-0		10-2-0	
5-8-0	0-1-0		0-0-0	AWAY		2-1-0			1-2-0		2-4-0	
8-12-0	1-8-0		1-0-0	NEUTRAL		2-2-0			0-2-0		4-0-0	
16-15-0	1-9-0		1-2-0	NON-CONFERENCE		4-2-0			0-2-0		10-0-0	
8-2-0	0-0-0		0-2-0	HOME		2-0-0			0-0-0		6-0-0	
0-1-0	0-1-0		0-0-	AWAY		0-0-0			0-0-0		0-0-0	
8-12-0	1-8-0		1-0-0	NEUTRAL		2-2-0			0-2-0		4-0-0	
10-11-0	0-0-0		0-0-0	CONFERENCE		2-1-0			2-4-0		6-6-0	
5-4-0	0-0-0		0-0-0	HOME		0-0-0			1-2-0		4-2-0	
5-7-0	0-0-0		0-0-0	AWAY		2-1-0			1-2-0		2-4-0	
0-0-0	0-0-0		0-0-0	NEUTRAL		0-0-0			0-0-0		0-0-0	
<hr/>												
RPI S	Opponent	Score	RPI S	Opponent	Score	RPI S	Opponent	Score	RPI S	Opponent	Score	
4 N	Georgia Tech	3 12	26 H	San Diego St.	0 8	58 N	Oregon St.	12 4	108 H	Cal Poly	2 6	
5 A	UCLA	3 11	38 H	Notre Dame	2 4	75 N	UTEP	1 2	108 H	Cal Poly	0 5	
7 N	Oklahoma	0 10	50 N	Long Island	5 1	76 H	Purdue	8 4	108 H	Cal Poly	4 0	
13 N	California	1 8				86 A	Cal St. Northridge	1 0	118 A	UC Davis	1 2	
16 N	Texas A&M	2 4				86 A	Cal St. Northridge	9 10	118 A	UC Davis	0 5	
19 N	Stanford	3 4				86 A	Cal St. Northridge	6 4	118 A	UC Davis	2 0	
20 N	Illinois	4 14				87 N	Kent St.	6 1	120 N	Utah	1 5	
22 N	Massachusetts	2 0				90 H	Kansas	4 3	132 N	Loyola Marymount	3 4	
25 N	Oregon	0 1				92 N	Colorado St.	2 3	151 H	Ill.-Chicago	5 3	
25 N	Oregon	1 9							151 H	Ill.-Chicago	3 2	
									151 N	Ill.-Chicago	4 3	
									156 H	Pacific	2 3	
									156 H	Pacific	2 4	
									156 H	Pacific	7 0	
									166 H	Harvard	1 0	
									168 A	Cal St. Fullerton	4 3	
									168 A	Cal St. Fullerton	1 5	
									168 A	Cal St. Fullerton	6 2	
									175 N	Boise St.	7 6	
									184 H	San Diego	6 1	
									187 H	UC Riverside	4 1	
									187 H	UC Riverside	4 0	
									187 H	UC Riverside	2 0	
									207 H	Buffalo	2 0	
									207 N	Buffalo	6 2	
									209 N	Cal St. Bakersfield	8 5	
									212 A	UC Santa Barbara	0 1	
									212 A	UC Santa Barbara	0 1	
									212 A	UC Santa Barbara	0 1	
									212 A	UC Santa Barbara	0 1	
									212 A	UC Santa Barbara	0 1	
									212 A	UC Santa Barbara	0 1	
									212 A	UC Santa Barbara	0 1	
									212 A	UC Santa Barbara	0 1	
									212 A	UC Santa Barbara	0 1	
									212 A	UC Santa Barbara	0 1	
									212 A	UC Santa Barbara	0 1	
									212 A	UC Santa Barbara	0 1	
									212 A	UC Santa Barbara	0 1	
									212 A	UC Santa Barbara	0 1	
									212 A	UC Santa Barbara	0 1	
									212 A	UC Santa Barbara	0 1	
									212 A	UC Santa Barbara	0 1	
									212 A	UC Santa Barbara	0 1	
									212 A	UC Santa Barbara	0 1	
									212 A	UC Santa Barbara	0 1	
									212 A	UC Santa Barbara	0 1	
									212 A	UC Santa Barbara	0 1	
									212 A	UC Santa Barbara	0 1	
									212 A	UC Santa Barbara	0 1	
									212 A	UC Santa Barbara	0 1	
									212 A	UC Santa Barbara	0 1	
									212 A	UC Santa Barbara	0 1	
									212 A	UC Santa Barbara	0 1	
									212 A	UC Santa Barbara	0 1	
									212 A	UC Santa Barbara	0 1	
									212 A	UC Santa Barbara	0 1	
									212 A	UC Santa Barbara	0 1	
									212 A	UC Santa Barbara	0 1	
									212 A	UC Santa Barbara	0 1	
									212 A	UC Santa Barbara	0 1	
									212 A	UC Santa Barbara	0 1	
									212 A	UC Santa Barbara	0 1	
									212 A	UC Santa Barbara	0 1	
									212 A	UC Santa Barbara	0 1	
									212 A	UC Santa Barbara	0 1	
									212 A	UC Santa Barbara	0 1	
									212 A	UC Santa Barbara	0 1	
									212 A	UC Santa Barbara	0 1	
									212 A	UC Santa Barbara	0 1	
									212 A	UC Santa Barbara	0 1	
									212 A	UC Santa Barbara	0 1	
									212 A	UC Santa Barbara	0 1	
									212 A	UC Santa Barbara	0 1	</

Non-Div. I Games:

Long Beach St.

RPI	S	Opponent	Score	
212	A	UC Santa Barbara	1	2
212	A	UC Santa Barbara	2	5
273	H	Idaho St.	1	0

Long Beach St.

L
o
n
g
B
e
a
c
h
S
t
.

L
o
n
g
B
e
a
c
h
S
t
.

Average RPI Win:		158	WON-LOST RECORD		WINNING PCT. RANK	LAST 10 GAMES	STRENGTH OF SCHEDULE		OPP. STRENGTH OF SCHEDULE	TEAM RPI	ADJ RPI	CONF. RPI	ADJ CONF. RPI		
Average RPI Loss:		93													
DIV. I ONLY			29-25-0		.53704	108	4-6-0		116	128	102	.51419	105	15	15
DIV. I NON-CONF.			8-11-0		.42105	181	0-1-0		145	98	165	.48324	162	16	16
TOTALS		RPI 1-25		RPI 26-50		W-L RECORDS		RPI 51-100		RPI 101-150		RPI 150+			
29-25-0		0-2-0		0-1-0		OVERALL		7-12-0		9-9-0		13-1-0			
13-10-0		0-1-0		0-1-0		HOME		3-5-0		3-3-0		7-0-0			
7-12-0		0-0-0		0-0-0		AWAY		2-5-0		3-6-0		2-1-0			
9-3-0		0-1-0		0-0-0		NEUTRAL		2-2-0		3-0-0		4-0-0			
8-11-0		0-2-0		0-1-0		NON-CONFERENCE		1-5-0		2-3-0		5-0-0			
3-6-0		0-1-0		0-1-0		HOME		0-2-0		1-2-0		2-0-0			
0-2-0		0-0-0		0-0-		AWAY		0-1-0		0-1-0		0-0-0			
5-3-0		0-1-0		0-0-0		NEUTRAL		1-2-0		1-0-0		3-0-0			
21-14-0		0-0-0		0-0-0		CONFERENCE		6-7-0		7-6-0		8-1-0			
10-4-0		0-0-0		0-0-0		HOME		3-3-0		2-1-0		5-0-0			
7-10-0		0-0-0		0-0-0		AWAY		2-4-0		3-5-0		2-1-0			
4-0-0		0-0-0		0-0-0		NEUTRAL		1-0-0		2-0-0		1-0-0			
RPI S	Opponent		Score		RPI S	Opponent		Score		RPI S	Opponent		Score		
11 H	Texas		2	3	44 H	Texas Tech		2	3	57 H	North Texas		2	3	
18 N	Oklahoma St.		0	12						57 N	North Texas		0	2	
										59 A	Baylor		0	5	
										59 H	Baylor		3	5	
										63 N	Tulsa		3	2	
										75 N	UTEP		0	1	
										83 H	McNeese St.		0	6	
										83 H	McNeese St.		2	4	
										83 H	McNeese St.		1	2	
										91 A	Texas St.		10	7	
										91 A	Texas St.		1	10	
										91 A	Texas St.		2	8	
										91 A	Texas St.		3	1	
										91 A	Texas St.		0	3	
										91 A	Texas St.		1	4	
										94 H	Stephen F. Austin		4	0	
										94 H	Stephen F. Austin		5	0	
										94 H	Stephen F. Austin		1	0	
										94 N	Stephen F. Austin		2	0	
LAST 10 GAMES															
	91 A Texas St.		1	4		57 H North Texas		2	3		186 A Northwestern St.		5	1	
	94 N Stephen F. Austin		2	0		109 A A&M-Corpus Christi		3	4		186 A Northwestern St.		1	2	
	109 N A&M-Corpus Christi		3	2		109 A A&M-Corpus Christi		4	6		188 N New Mexico		3	2	
	91 A Texas St.		1	10		109 A A&M-Corpus Christi		5	3		204 H Central Ark.		5	2	
	130 N Nicholls St.		3	2		83 H McNeese St.		1	2		204 H Central Ark.		9	3	
											204 H Central Ark.		7	4	

Non-Div. I Games:

Texas-Arlington

RPI	S	Opponent	Score	
204	N	Central Ark.	5	3
237	H	Southeastern La.	9	0
237	H	Southeastern La.	6	0
274	H	Texas Southern	5	0
287	H	Prairie View	9	0

Average RPI Win:		119	WON-LOST RECORD		WINNING PCT. RANK		LAST 10 GAMES		STRENGTH OF SCHEDULE		OPP. STRENGTH OF SCHEDULE		TEAM RPI		ADJ RPI		CONF. RPI		ADJ CONF. RPI				
Average RPI Loss:		40																					
DIV. I ONLY			11-40-0		.21569 273		1-9-0		2		10		111		.51203 106		2		2				
DIV. I NON-CONF.			10-13-0		.43478 172		0-1-0		11		64		77		.54137 76		2		2				
TOTALS		RPI 1-25		RPI 26-50		W-L RECORDS		RPI 51-100		RPI 101-150		RPI 150+											
11-40-0		1-19-0		1-11-0		OVERALL		2-7-0		2-1-0		5-2-0											
5-16-0		0-6-0		1-7-0		HOME		2-2-0		1-0-0		1-1-0											
1-18-0		0-10-0		0-4-0		AWAY		0-4-0		0-0-0		1-0-0											
5-6-0		1-3-0		0-0-0		NEUTRAL		0-1-0		1-1-0		3-1-0											
10-13-0		1-4-0		0-1-0		NON-CONFERENCE		2-5-0		2-1-0		5-2-0											
4-3-0		0-0-0		0-0-0		HOME		2-2-0		1-0-0		1-1-0											
1-4-0		0-1-0		0-0-		AWAY		0-2-0		0-0-0		1-0-0											
5-6-0		1-3-0		0-0-0		NEUTRAL		0-1-0		1-1-0		3-1-0											
1-27-0		0-15-0		1-10-0		CONFERENCE		0-2-0		0-0-0		0-0-0											
1-13-0		0-6-0		1-7-0		HOME		0-0-0		0-0-0		0-0-0											
0-14-0		0-9-0		0-3-0		AWAY		0-2-0		0-0-0		0-0-0											
0-0-0		0-0-0		0-0-0		NEUTRAL		0-0-0		0-0-0		0-0-0											
RPI	S	Opponent		Score		RPI	S	Opponent		Score		RPI	S	Opponent		Score		RPI	S	Opponent		Score	
1	A	Alabama		1	21	34	A	UCF		1	4	56	H	Longwood		5	1	111	H	Winthrop		6	4
1	A	Alabama		2	8	36	H	Auburn		3	11	56	H	Longwood		9	2	131	N	North Florida		9	0
1	A	Alabama		0	8	36	H	Auburn		3	5	62	H	Charlotte		1	8	136	N	Villanova		0	3
3	N	Michigan		0	8	36	H	Auburn		1	4	64	A	S.C. Upstate		0	5	157	N	Loyola (IL)		15	1
3	N	Michigan		0	1	37	A	Kentucky		3	11	64	H	S.C. Upstate		0	6	167	N	Providence		1	0
6	A	Florida		0	20	37	A	Kentucky		3	4	65	A	Mississippi		0	3	167	N	Providence		3	4
6	A	Florida		0	9	37	A	Kentucky		0	8	65	A	Mississippi		3	6	183	A	Coastal Caro.		3	1
6	A	Florida		1	6	47	H	Arkansas		2	3	71	A	Fla. Atlantic		0	1	183	H	Coastal Caro.		3	4
8	H	LSU		0	5	47	H	Arkansas		5	8	81	N	Troy		4	5	183	H	Coastal Caro.		11	3
8	H	LSU		0	9	48	H	Mississippi St.		8	4							198	N	Florida A&M		4	2
8	H	LSU		0	10	48	H	Mississippi St.		1	3												
12	A	Georgia		1	3	48	H	Mississippi St.		1	2												
12	A	Georgia		2	10																		
12	A	Georgia		8	9																		
17	H	Tennessee		0	8																		
17	H	Tennessee		1	3																		
17	H	Tennessee		1	9																		
23	N	DePaul		0	6																		
23	N	DePaul		1	0																		
24	A	North Carolina		7	17																		
						LAST 10 GAMES																	
						6	A	Florida		0	9	12	A	Georgia		8	9						
						6	A	Florida		1	6	183	H	Coastal Caro.		3	4						
						6	A	Florida		0	20	48	H	Mississippi St.		1	3						
						12	A	Georgia		2	10	48	H	Mississippi St.		8	4						
						12	A	Georgia		1	3	48	H	Mississippi St.		1	2						

Non-Div. I Games:

South Carolina

Average RPI Win:	192	WON-LOST RECORD	WINNING PCT. RANK	LAST 10 GAMES	STRENGTH OF SCHEDULE	OPP. STRENGTH OF SCHEDULE	TEAM RPI	ADJ RPI	CONF. RPI	ADJ CONF. RPI			
DIV. I ONLY		32-21-1	.60185	73	7-3-0	175	182	106	.51143	107	19	19	
DIV. I NON-CONF.		19-12-1	.60938	82	2-0-0	231	199	137	.50053	138	20	20	
<hr/>													
TOTALS	RPI 1-25	RPI 26-50		W-L RECORDS		RPI 51-100		RPI 101-150		RPI 150+			
32-21-1	0-0-0	0-1-0		OVERALL		2-9-0		2-1-0		28-10-1			
17-5-1	0-0-0	0-1-0		HOME		0-0-0		1-1-0		16-3-1			
8-11-0	0-0-0	0-0-0		AWAY		0-6-0		0-0-0		8-5-0			
7-5-0	0-0-0	0-0-0		NEUTRAL		2-3-0		1-0-0		4-2-0			
19-12-1	0-0-0	0-1-0		NON-CONFERENCE		1-5-0		2-1-0		16-5-1			
11-3-1	0-0-0	0-1-0		HOME		0-0-0		1-1-0		10-1-1			
3-5-0	0-0-0	0-0-		AWAY		0-3-0		0-0-0		3-2-0			
5-4-0	0-0-0	0-0-0		NEUTRAL		1-2-0		1-0-0		3-2-0			
13-9-0	0-0-0	0-0-0		CONFERENCE		1-4-0		0-0-0		12-5-0			
6-2-0	0-0-0	0-0-0		HOME		0-0-0		0-0-0		6-2-0			
5-6-0	0-0-0	0-0-0		AWAY		0-3-0		0-0-0		5-3-0			
2-1-0	0-0-0	0-0-0		NEUTRAL		1-1-0		0-0-0		1-0-0			
RPI	S	Opponent	Score	RPI	S	Opponent	Score	RPI	S	Opponent	Score		
				50	H	Long Island	0 3	55	N	Ball St.	0 8		
								56	N	Longwood	2 7		
								60	A	North Carolina St.	3 9		
								62	A	Charlotte	0 1		
								62	A	Charlotte	2 5		
								73	A	Boston U.	0 5		
								73	A	Boston U.	1 3		
								73	A	Boston U.	0 7		
								73	N	Boston U.	2 0		
								73	N	Boston U.	1 4		
								95	N	Kennesaw St.	1 0		
										111	N	Fla. Gulf Coast	6 3
										123	H	Rutgers	0 3
										123	H	Rutgers	2 0
										153	A	Binghamton	4 3
										153	A	Binghamton	1 4
										153	A	Binghamton	4 5
										160	H	Albany (NY)	1 0
										160	H	Albany (NY)	1 9
										160	N	Albany (NY)	1 0
										170	A	UMBC	7 2
										170	A	UMBC	6 5
										170	A	UMBC	6 1
										173	N	Georgetown	2 3
										179	H	Seton Hall	2 0
										179	H	Seton Hall	6 2
										180	A	Iona	4 3
										182	A	Maine	1 5
										182	A	Maine	1 0
										182	H	Maine	3 2
										182	H	Maine	3 1
										182	H	Maine	1 9
										183	N	Coastal Caro.	0 2
										191	H	Quinnipiac	1 0
										205	H	Manhattan	1 1
										205	H	Manhattan	3 5
										208	H	Fairfield	5 0
										210	A	Rhode Island	6 4

Non-Div. I Games:

Stony Brook

Stony Brook

Cal Poly

Cal Poly

[illegible]

Non-Div. I Games:

A&M-Corpus Christi

RPI	S	Opponent	Score	
262	A	Houston Baptist	0	8
262	H	Houston Baptist	6	2
263	H	Southern U.	11	0
263	H	Southern U.	14	2
264	H	Centenary (LA)	11	1
275	H	North Dakota	9	3
275	H	North Dakota	11	5
287	A	Prairie View	12	2
287	A	Prairie View	16	8
287	H	Prairie View	4	0
287	H	Prairie View	17	0

A&M-Corpus Christi
r
i
s
t
i

A
&
M
-
C
o
r
p
u
s
C
h
r
i
s
t
i

[illegible]

Non-Div. I Games:

UNI

UNI

Through Games Of Sunday, May 16

RPI	S	Opponent	Score	
275	H	North Dakota	13	6

UNI

U
N
I

U
N
I

Average RPI Win:		162	WON-LOST RECORD		WINNING PCT. RANK		LAST 10 GAMES		STRENGTH OF SCHEDULE		OPP. STRENGTH OF SCHEDULE		TEAM RPI	ADJ RPI		CONF. RPI	ADJ CONF. RPI			
DIV. I ONLY			24-28-0		.46154	170	6-4-0		77		106		112	.51059		111	11	11		
DIV. I NON-CONF.			12-20-0		.375	205	0-0-0		66		114		150	.49557		149	13	13		
TOTALS		RPI 1-25		RPI 26-50			W-L RECORDS			RPI 51-100			RPI 101-150			RPI 150+				
24-28-0		0-3-0		2-8-0			OVERALL			4-8-0			5-5-0			13-4-0				
15-5-0		0-0-0		0-0-0			HOME			4-1-0			3-2-0			8-2-0				
5-8-0		0-0-0		1-4-0			AWAY			0-4-0			0-0-0			4-0-0				
4-15-0		0-3-0		1-4-0			NEUTRAL			0-3-0			2-3-0			1-2-0				
12-20-0		0-3-0		2-6-0			NON-CONFERENCE			0-4-0			3-3-0			7-4-0				
7-3-0		0-0-0		0-0-0			HOME			0-1-0			1-0-0			6-2-0				
1-2-0		0-0-0		1-0-			AWAY			0-0-0			0-0-0			0-0-0				
4-15-0		0-3-0		1-4-0			NEUTRAL			0-3-0			2-3-0			1-2-0				
12-8-0		0-0-0		0-2-0			CONFERENCE			4-4-0			2-2-0			6-0-0				
8-2-0		0-0-0		0-0-0			HOME			4-0-0			2-2-0			2-0-0				
4-6-0		0-0-0		0-2-0			AWAY			0-4-0			0-0-0			4-0-0				
0-0-0		0-0-0		0-0-0			NEUTRAL			0-0-0			0-0-0			0-0-0				
RPI	S	Opponent			Score		RPI	S	Opponent			Score		RPI	S	Opponent			Score	
4	N	Georgia Tech			5	10	28	N	Fordham			5	6	64	A	S.C. Upstate			0	11
18	N	Oklahoma St.			2	6	40	A	Lipscomb			1	4	64	A	S.C. Upstate			0	3
20	N	Illinois			1	6	40	A	Lipscomb			0	6	72	N	Penn St.			3	4
							43	N	Illinois St.			5	7	72	N	Penn St.			2	4
							45	N	Maryland			0	3	77	A	Stetson			0	4
							46	A	FIU			10	4	77	A	Stetson			2	4
							46	A	FIU			0	4	89	H	Drake			1	4
							46	A	FIU			5	6	95	H	Kennesaw St.			4	2
							50	N	Long Island			7	2	95	H	Kennesaw St.			4	3
							50	N	Long Island			1	4	96	N	St. Joseph's			0	4
														100	H	Jacksonville			6	0
														100	H	Jacksonville			6	4
								</												

Non-Div. I Games:

Fla. Gulf Coast

Average RPI Win:		177	WON-LOST		WINNING		LAST 10		STRENGTH OF		OPP. STRENGTH		TEAM		ADJ		CONF.		ADJ CONF.				
Average RPI Loss:		99	RECORD		PCT. RANK		GAMES		SCHEDULE		OF SCHEDULE		RPI		RPI		RPI		RPI				
DIV. I ONLY			28-29-0		.49123 142		4-6-0		81		171		112		.51059 111		12		13				
DIV. I NON-CONF.			17-16-0		.51515 133		0-2-0		127		203		124		.50536 124		14		14				
TOTALS		RPI 1-25		RPI 26-50		W-L RECORDS		RPI 51-100		RPI 101-150		RPI 150+											
28-29-0		0-3-0		1-5-0		OVERALL		6-8-0		2-7-0		19-6-0											
14-10-0		0-0-0		1-2-0		HOME		1-3-0		0-1-0		12-4-0											
5-13-0		0-3-0		0-0-0		AWAY		0-5-0		2-4-0		3-1-0											
9-6-0		0-0-0		0-3-0		NEUTRAL		5-0-0		0-2-0		4-1-0											
17-16-0		0-3-0		0-1-0		NON-CONFERENCE		4-5-0		1-5-0		12-2-0											
8-6-0		0-0-0		0-0-0		HOME		1-3-0		0-1-0		7-2-0											
2-7-0		0-3-0		0-0-		AWAY		0-2-0		1-2-0		1-0-0											
7-3-0		0-0-0		0-1-0		NEUTRAL		3-0-0		0-2-0		4-0-0											
11-13-0		0-0-0		1-4-0		CONFERENCE		2-3-0		1-2-0		7-4-0											
6-4-0		0-0-0		1-2-0		HOME		0-0-0		0-0-0		5-2-0											
3-6-0		0-0-0		0-0-0		AWAY		0-3-0		1-2-0		2-1-0											
2-3-0		0-0-0		0-2-0		NEUTRAL		2-0-0		0-0-0		0-1-0											
RPI	S	Opponent		Score		RPI	S	Opponent		Score		RPI	S	Opponent		Score		RPI	S	Opponent		Score	
12	A	Georgia		0	8	28	N	Fordham		1	2	62	H	Charlotte		5	4	106	A	South Carolina		4	6
24	A	North Carolina		2	3	42	H	Radford		1	10	62	H	Charlotte		1	2	116	A	James Madison		6	7
24	A	North Carolina		0	2	42	H	Radford		3	1	64	A	S.C. Upstate		1	3	116	A	James Madison		3	1
						42	H	Radford		0	5	64	A	S.C. Upstate		0	1	126	A	Charleston So.		11	0
						42	N	Radford		3	8	69	N	Virginia Tech		2	0	126	A	Charleston So.		3	8
						42	N	Radford		2	5	78	A	Liberty		0	3	126	A	Charleston So.		3	5
												78	A	Liberty		1	4	131	H	North Florida		0	3
												78	A	Liberty		2	3	138	N	Pittsburgh		1	4
												78	N	Liberty		4	3	138	N	Pittsburgh		2	4
												78	N	Liberty		4	0	183	A	Coastal Caro.		6	1
												79	N	UT Martin		5	3	183	H	Coastal Caro.		10	2
												80	N	Jacksonville St.		6	0	183	H	Coastal Caro.		1	3
												85	H	Elon		3	6	183	H	Coastal Caro.		1	6
												85	H	Elon		6	8	183	N	Coastal Caro.		0	2
																		192	A	Gardner-Webb		1	2
																		192	H	Gardner-Webb		2	1
																		192	H	Gardner-Webb		6	3
																		195	N	Bowling Green		9	7
																		202	H	IPFW		0	1
																		202	H	IPFW		0	3
																		216	N	Dartmouth		8	5
																		219	A	Presbyterian		9	2
																		219	H	Presbyterian		2	1
																		219	H	Presbyterian		4	3
																		221	H	N.C. A&T		3	0
																		225	H	Akron		5	0
																		225	H	Akron		2	1

Non-Div. I Games:

Winthrop

RPI	S	Opponent	Score	
227	N	Howard	5	1
234	H	Delaware St.	7	2
243	H	Siena	7	2
243	H	Siena	9	0
250	A	UNC Wilmington	8	2
260	N	Western Caro.	8	1
284	H	Morgan St.	14	0

Winthrop

W
i
n
t
h
r
o
p

W
i
n
t
h
r
o
p

Average RPI Win:	171	WON-LOST RECORD	WINNING PCT. RANK	LAST 10 GAMES	STRENGTH OF SCHEDULE	OPP. STRENGTH OF SCHEDULE	TEAM RPI	ADJ RPI	CONF. RPI	ADJ CONF. RPI				
DIV. I ONLY		25-28-0	.4717	158	4-6-0	97	87	121	.51031	113	5	5		
DIV. I NON-CONF.		18-10-0	.64286	68	3-0-0	206	191	112	.51859	108	5	6		
<hr/>														
TOTALS	RPI 1-25	RPI 26-50		W-L RECORDS		RPI 51-100		RPI 101-150		RPI 150+				
25-28-0	1-0-0	1-16-0		OVERALL		1-9-0		8-3-0		14-0-0				
13-11-0	0-0-0	1-7-0		HOME		1-3-0		4-1-0		7-0-0				
8-12-0	1-0-0	0-7-0		AWAY		0-3-0		2-2-0		5-0-0				
4-5-0	0-0-0	0-2-0		NEUTRAL		0-3-0		2-0-0		2-0-0				
<hr/>														
18-10-0	1-0-0	0-4-0		NON-CONFERENCE		0-4-0		3-2-0		14-0-0				
8-4-0	0-0-0	0-2-0		HOME		0-1-0		1-1-0		7-0-0				
6-2-0	1-0-0	0-0-		AWAY		0-0-0		0-1-0		5-0-0				
4-4-0	0-0-0	0-1-0		NEUTRAL		0-3-0		2-0-0		2-0-0				
<hr/>														
7-18-0	0-0-0	1-12-0		CONFERENCE		1-5-0		5-1-0		0-0-0				
5-7-0	0-0-0	1-5-0		HOME		1-2-0		3-0-0		0-0-0				
2-10-0	0-0-0	0-6-0		AWAY		0-3-0		2-1-0		0-0-0				
0-1-0	0-0-0	0-1-0		NEUTRAL		0-0-0		0-0-0		0-0-0				
<hr/>														
RPI	S	Opponent	Score		RPI	S	Opponent	Score		RPI	S	Opponent	Score	
21	A	Florida St.	2	1	29	N	La.-Lafayette	3	7	63	H	Tulsa	1	9
					34	H	UCF	2	3	63	H	Tulsa	0	2
					34	H	UCF	0	8	63	H	Tulsa	3	0
					34	H	UCF	4	7	65	N	Mississippi	0	4
					35	A	East Carolina	0	4	67	N	Iowa St.	1	7
					35	A	East Carolina	0	5	75	A	UTEP	3	8
					35	A	East Carolina	0	1	75	A	UTEP	3	10
					35	N	East Carolina	0	8	75	A	UTEP	8	9
					38	H	Notre Dame	6	7	89	N	Drake	2	8
					39	H	UAB	1	6	98	H	South Ala.	3	5
					39	H	UAB	3	0					
					39	H	UAB	1	7					
					47	A	Arkansas	1	2					
					48	H	Mississippi St.	4	14					
					49	A	Houston	0	5					
					49	A	Houston	5	10					
					49	A	Houston	3	4					
<hr/>														
LAST 10 GAMES														
					35	N	East Carolina	0	8	186	H	Northwestern St.	8	0
					39	H	UAB	1	6	35	A	East Carolina	0	5
					39	H	UAB	3	0	35	A	East Carolina	0	1
					39	H	UAB	1	7	35	A	East Carolina	0	4
					186	H	Northwestern St.	8	2	237	A	Southeastern La.	13	4
<hr/>														

Non-Div. I Games:

Southern Miss.

Average RPI Win:		177	WON-LOST RECORD		WINNING PCT. RANK		LAST 10 GAMES		STRENGTH OF SCHEDULE		OPP. STRENGTH OF SCHEDULE		TEAM RPI		ADJ RPI		CONF. RPI		ADJ CONF. RPI	
DIV. I ONLY			26-21-0		.55319 102		5-5-0		159		130		114		.51027 114		9		9	
DIV. I NON-CONF.			15-9-0		.625 75		0-0-0		239		200		143		.49951 141		10		10	
TOTALS		RPI 1-25		RPI 26-50		W-L RECORDS		RPI 51-100		RPI 101-150		RPI 150+								
26-21-0		0-3-0		1-6-0		OVERALL		2-2-0		8-4-0		15-6-0								
13-4-0		0-0-0		0-0-0		HOME		0-0-0		5-1-0		8-3-0								
7-11-0		0-3-0		1-5-0		AWAY		2-1-0		3-2-0		1-0-0								
6-6-0		0-0-0		0-1-0		NEUTRAL		0-1-0		0-1-0		6-3-0								
15-9-0		0-0-0		0-4-0		NON-CONFERENCE		2-2-0		1-1-0		12-2-0								
5-0-0		0-0-0		0-0-0		HOME		0-0-0		0-0-0		5-0-0								
4-5-0		0-0-0		0-0-		AWAY		2-1-0		1-1-0		1-0-0								
6-4-0		0-0-0		0-1-0		NEUTRAL		0-1-0		0-0-0		6-2-0								
11-12-0		0-3-0		1-2-0		CONFERENCE		0-0-0		7-3-0		3-4-0								
8-4-0		0-0-0		0-0-0		HOME		0-0-0		5-1-0		3-3-0								
3-6-0		0-3-0		1-2-0		AWAY		0-0-0		2-1-0		0-0-0								
0-2-0		0-0-0		0-0-0		NEUTRAL		0-0-0		0-1-0		0-1-0								
RPI	S	Opponent		Score		RPI	S	Opponent		Score		RPI	S	Opponent		Score				
14	A	Hawaii		1 3		36	A	Auburn		0 1		83	A	McNeese St.		3 11				
14	A	Hawaii		0 9		38	N	Notre Dame		0 1		83	A	McNeese St.		6 2				
14	A	Hawaii		5 8		41	A	Fresno St.		0 4		83	A	McNeese St.		9 7				
						41	A	Fresno St.		3 1		94	N	Stephen F. Austin		6 7				
						41	A	Fresno St.		1 2										
						47	A	Arkansas		2 5										
						47	A	Arkansas		3 5										
						LAST 10 GAMES														
						175	N	Boise St.		2 8		139	H	Nevada		9 7				
						102	N	San Jose St.		5 6		139	H	Nevada		3 1				
						41	A	Fresno St.		3 1		139	H	Nevada		9 3				
						41	A	Fresno St.		0 4		175	H	Boise St.		4 3				
						41	A	Fresno St.		1 2		175	H	Boise St.		2 4				
												175	N	Boise St.		2 8				
												177	H	Utah St.		10 4				
												177	H	Utah St.		6 4				
												177	H	Utah St.		3 4				
												192	N	Gardner-Webb		7 5				
												207	N	Buffalo		7 10				
												207	N	Buffalo		5 2				
												213	H	Mississippi Val.		3 2				
												224	N	Southeast Mo. St.		5 3				
												237	H	Southeastern La.		5 1				
												237	H	Southeastern La.		6 2				

Non-Div. I Games:

Louisiana Tech

RPI	S	Opponent	Score	
246	N	Tennessee St.	11	3
254	N	Alabama St.	6	5
264	A	Centenary (LA)	4	1
264	H	Centenary (LA)	9	1
266	N	Alcorn St.	3	0
283	H	Grambling	7	0

Louisiana Tech

L
o
u
i
s
i
a
n
a
T
e
c
h

L
o
u
i
s
i
a
n
a
T
e
c
h

Middle Tenn.

Through Games Of Sunday, May 16

Average RPI Win: 139		WON-LOST	WINNING	LAST 10	STRENGTH OF		OPP. STRENGTH	TEAM	ADJ	CONF.	ADJ CONF.
Average RPI Loss: 68		RECORD	PCT. RANK	GAMES	SCHEDULE		OF SCHEDULE	RPI	RPI	RPI	RPI
DIV. I ONLY		22-32-0	.40741	195	3-7-0		55	78	117	.50875	115
DIV. I NON-CONF.		14-13-0	.51852	127	0-2-0		52	145	85	.53363	88
TOTALS		RPI 1-25	RPI 26-50		W-L RECORDS		RPI 51-100		RPI 101-150		RPI 150+
22-32-0		0-2-0	1-10-0		OVERALL		8-14-0		6-6-0		7-0-0
10-7-0		0-0-0	1-5-0		HOME		2-0-0		3-2-0		4-0-0
6-17-0		0-2-0	0-2-0		AWAY		5-11-0		1-2-0		0-0-0
6-8-0		0-0-0	0-3-0		NEUTRAL		1-3-0		2-2-0		3-0-0
14-13-0		0-2-0	0-4-0		NON-CONFERENCE		4-5-0		3-2-0		7-0-0
6-0-0		0-0-0	0-0-0		HOME		2-0-0		0-0-0		4-0-0
2-7-0		0-2-0	0-0-		AWAY		1-2-0		1-1-0		0-0-0
6-6-0		0-0-0	0-2-0		NEUTRAL		1-3-0		2-1-0		3-0-0
8-19-0		0-0-0	1-6-0		CONFERENCE		4-9-0		3-4-0		0-0-0
4-7-0		0-0-0	1-5-0		HOME		0-0-0		3-2-0		0-0-0
4-10-0		0-0-0	0-0-0		AWAY		4-9-0		0-1-0		0-0-0
0-2-0		0-0-0	0-1-0		NEUTRAL		0-0-0		0-1-0		0-0-0
RPI S	Opponent	Score	RPI S	Opponent	Score	RPI S	Opponent	Score	RPI S	Opponent	Score
12 A	Georgia	0 8	29 H	La.-Lafayette	1 2	51 N	Southern Ill.	1 8	103 A	Memphis	0 6
17 A	Tennessee	1 9	29 H	La.-Lafayette	4 10	55 N	Ball St.	2 8	103 A	Memphis	3 0
			29 H	La.-Lafayette	4 1	57 A	North Texas	4 12	117 H	La.-Monroe	5 8
			29 N	La.-Lafayette	1 3	57 A	North Texas	4 2	117 H	La.-Monroe	1 3
			36 N	Auburn	0 8	57 A	North Texas	0 2	117 H	La.-Monroe	1 0
			40 A	Lipscomb	0 4	71 A	Fla. Atlantic	0 2	117 N	La.-Monroe	0 1
			40 A	Lipscomb	4 7	71 A	Fla. Atlantic	0 2	119 N	Central Mich.	3 2
			42 N	Radford	2 5	71 A	Fla. Atlantic	1 4	121 A	Western Ky.	1 3
			46 H	FIU	0 2	79 H	UT Martin	7 3	121 H	Western Ky.	11 3
			46 H	FIU	6 7	79 H	UT Martin	2 0	121 H	Western Ky.	8 0
			46 H	FIU	2 6	80 A	Jacksonville St.	1 0	133 N	Boston College	6 4
						80 A	Jacksonville St.	1 5	141 N	Mercer	4 8
						81 A	Troy	0 5	196 N	Minnesota	10 2
						81 A	Troy	2 4	214 H	Evansville	5 0
						81 A	Troy	1 4	214 H	Evansville	5 2
						85 N	Elon	1 6	246 H	Tennessee St.	3 2
						95 A	Kennesaw St.	1 11	246 H	Tennessee St.	6 1
						98 A	South Ala.	7 3	254 N	Alabama St.	5 3
						98 A	South Ala.	2 0	258 N	Belmont	6 4
						98 A	South Ala.	6 1			
			LAST 10 GAMES								
			117 N	La.-Monroe	0 1						
			98 A	South Ala.	6 1						
			29 N	La.-Lafayette	1 3						
			121 H	Western Ky.	11 3						
			121 H	Western Ky.	8 0						

Non-Div. I Games:

Middle Tenn.

Middle Tenn.

Mid
dle
Ten
n.

RPI	S	Opponent	Score
98	A	South Ala.	0 6
99	N	Western Ill.	3 0

40	A Lipscomb	0	4
40	A Lipscomb	4	7
71	A Fla. Atlantic	1	4
71	A Fla. Atlantic	0	2
71	A Fla. Atlantic	0	2

Average RPI Win:		171	WON-LOST RECORD		WINNING PCT. RANK		LAST 10 GAMES		STRENGTH OF SCHEDULE		OPP. STRENGTH OF SCHEDULE		TEAM RPI		ADJ RPI		CONF. RPI		ADJ CONF. RPI				
Average RPI Loss:		86																					
DIV. I ONLY			24-33-0		.42105 191		6-4-0		52		138		116		.5079 116		14		14				
DIV. I NON-CONF.			12-21-0		.36364 209		0-0-0		37		137		138		.50047 139		15		15				
TOTALS		RPI 1-25		RPI 26-50		W-L RECORDS		RPI 51-100		RPI 101-150		RPI 150+											
24-33-0		0-3-0		1-11-0		OVERALL		4-9-0		4-3-0		15-7-0											
9-13-0		0-0-0		0-8-0		HOME		2-3-0		2-1-0		5-1-0											
6-14-0		0-2-0		0-3-0		AWAY		1-5-0		0-0-0		5-4-0											
9-6-0		0-1-0		1-0-0		NEUTRAL		1-1-0		2-2-0		5-2-0											
12-21-0		0-3-0		1-7-0		NON-CONFERENCE		1-4-0		4-3-0		6-4-0											
3-7-0		0-0-0		0-5-0		HOME		1-1-0		2-1-0		0-0-0											
1-9-0		0-2-0		0-0-		AWAY		0-3-0		0-0-0		1-2-0											
8-5-0		0-1-0		1-0-0		NEUTRAL		0-0-0		2-2-0		5-2-0											
12-12-0		0-0-0		0-4-0		CONFERENCE		3-5-0		0-0-0		9-3-0											
6-6-0		0-0-0		0-3-0		HOME		1-2-0		0-0-0		5-1-0											
5-5-0		0-0-0		0-1-0		AWAY		1-2-0		0-0-0		4-2-0											
1-1-0		0-0-0		0-0-0		NEUTRAL		1-1-0		0-0-0		0-0-0											
RPI	S	Opponent		Score		RPI	S	Opponent		Score		RPI	S	Opponent		Score		RPI	S	Opponent		Score	
4	N	Georgia Tech		0	11	28	H	Fordham		0	7	56	H	Longwood		14	16	111	H	Winthrop		1	3
24	A	North Carolina		0	8	28	H	Fordham		2	16	56	H	Longwood		9	8	111	H	Winthrop		7	6
24	A	North Carolina		1	5	30	A	Hofstra		1	8	66	A	Georgia St.		2	9	119	N	Central Mich.		3	10
						30	H	Hofstra		0	7	66	A	Georgia St.		4	3	131	N	North Florida		4	0
						30	H	Hofstra		3	6	66	A	Georgia St.		1	7	138	H	Pittsburgh		6	5
						30	H	Hofstra		0	6	66	N	Georgia St.		3	4	138	N	Pittsburgh		3	0
						32	H	Virginia		4	5	66	N	Georgia St.		3	0	141	N	Mercer		1	3
						42	H	Radford		3	9	78	A	Liberty		4	6	164	N	Tennessee Tech		1	2
						42	H	Radford		3	10	78	A	Liberty		1	5	178	H	Delaware		9	1
						45	A	Maryland		7	9	84	A	South Fla.		4	7	178	H	Delaware		4	14
						45	A	Maryland		0	8	88	H	Towson		0	9	178	H	Delaware		4	3
						50	N	Long Island		3	2	88	H	Towson		4	7	179	N	Seton Hall		5	4
												88	H	Towson		5	1	185	A	Drexel		4	1
																		185	A	Drexel		3	4
																		185	A	Drexel		7	2
																		198	A	Florida A&M		3	5
																		198	A	Florida A&M		7	4
																		203	A	Col. of Charleston		1	7
																		208	N	Fairfield		8	0
																		223	A	George Mason		5	6
																		223	A	George Mason		5	0
																		223	A	George Mason		10	4
																		225	N	Akron		3	4
																		225	N	Akron		3	1
																		250	H	UNC Wilmington		9	1
																		250	H	UNC Wilmington		4	2
																		250	H	UNC Wilmington		5	3
				LAST 10 GAMES																			
						66	N	Georgia St.		3	4	250	H	UNC Wilmington		5	3	225	N	Akron		3	4
						30	A	Hofstra		1	8	185	A	Drexel		7	2	225	N	Akron		3	1
						66	N	Georgia St.		3	0	185	A	Drexel		4	1	250	H	UNC Wilmington		9	1
						250	H	UNC Wilmington		4	2	185	A	Drexel		3	4	250	H	UNC Wilmington		4	2
						250	H	UNC Wilmington		9	1	88	H	Towson		0	9	250	H	UNC Wilmington		5	3

Non-Div. I Games:

James Madison

RPI	S	Opponent	Score	
261	N	Wagner	3	0
261	N	Wagner	8	6

James Madison

J
a
m
e
s
M
a
d
i
s
o
n

J
a
m
e
s
M
a
d
i
s
o
n

Average RPI Win: 168		WON-LOST	WINNING	LAST 10	STRENGTH OF		OPP. STRENGTH	TEAM	ADJ	CONF.	ADJ CONF.
Average RPI Loss: 67		RECORD	PCT. RANK	GAMES	SCHEDULE		OF SCHEDULE	RPI	RPI	RPI	RPI
DIV. I ONLY		24-26-0	.48	151	3-7-0		109	86	123	.50786	117
DIV. I NON-CONF.		13-10-0	.56522	108	0-0-0		200	202	145	.49848	142
TOTALS		RPI 1-25	RPI 26-50		W-L RECORDS		RPI 51-100		RPI 101-150		RPI 150+
24-26-0		0-3-0	2-7-0		OVERALL		4-12-0		6-3-0		12-1-0
12-7-0		0-0-0	0-0-0		HOME		3-7-0		3-0-0		6-0-0
5-14-0		0-3-0	1-5-0		AWAY		1-2-0		2-3-0		1-1-0
7-5-0		0-0-0	1-2-0		NEUTRAL		0-3-0		1-0-0		5-0-0
13-10-0		0-3-0	0-1-0		NON-CONFERENCE		1-3-0		0-2-0		12-1-0
7-1-0		0-0-0	0-0-0		HOME		1-1-0		0-0-0		6-0-0
1-6-0		0-3-0	0-0-		AWAY		0-0-0		0-2-0		1-1-0
5-3-0		0-0-0	0-1-0		NEUTRAL		0-2-0		0-0-0		5-0-0
11-16-0		0-0-0	2-6-0		CONFERENCE		3-9-0		6-1-0		0-0-0
5-6-0		0-0-0	0-0-0		HOME		2-6-0		3-0-0		0-0-0
4-8-0		0-0-0	1-5-0		AWAY		1-2-0		2-1-0		0-0-0
2-2-0		0-0-0	1-1-0		NEUTRAL		0-1-0		1-0-0		0-0-0
RPI S	Opponent	Score	RPI S	Opponent	Score	RPI S	Opponent	Score	RPI S	Opponent	Score
8 A	LSU	1 6	29 A	La.-Lafayette	1 9	57 H	North Texas	2 3	109 A	A&M-Corpus Christi	6 7
16 A	Texas A&M	4 9	29 A	La.-Lafayette	2 1	57 H	North Texas	6 7	109 A	A&M-Corpus Christi	2 4
16 A	Texas A&M	0 6	29 A	La.-Lafayette	0 11	57 H	North Texas	8 0	115 A	Middle Tenn.	8 5
			29 N	La.-Lafayette	1 6	58 N	Oregon St.	2 8	115 A	Middle Tenn.	0 1
			46 A	FIU	0 4	58 N	Oregon St.	5 6	115 A	Middle Tenn.	3 1
			46 A	FIU	1 5	71 H	Fla. Atlantic	4 8	115 N	Middle Tenn.	1 0
			46 A	FIU	2 3	71 H	Fla. Atlantic	2 3	121 H	Western Ky.	2 1
			46 N	FIU	1 0	81 H	Troy	0 4	121 H	Western Ky.	6 5
			48 N	Mississippi St.	0 4	81 H	Troy	4 1	121 H	Western Ky.	6 1
						81 H	Troy	0 5	186 A	Northwestern St.	4 0
						81 N	Troy	2 7	186 N	Northwestern St.	5 4
						83 H	McNeese St.	1 2	213 A	Mississippi Val.	8 9
						94 H	Stephen F. Austin	3 2	213 H	Mississippi Val.	4 2
						98 A	South Ala.	4 2	224 H	Southeast Mo. St.	9 6
						98 A	South Ala.	6 7	240 H	Murray St.	13 5
						98 A	South Ala.	1 3	240 H	Murray St.	5 2
									262 N	Houston Baptist	8 0
									262 N	Houston Baptist	2 0
									264 H	Centenary (LA)	4 3
									275 N	North Dakota	4 3
									278 N	Jackson St.	13 5
									283 H	Grambling	8 0
			LAST 10 GAMES								
			29 N	La.-Lafayette	1 6	29 A	La.-Lafayette	0 11			
			115 N	Middle Tenn.	1 0	29 A	La.-Lafayette	1 9			
			81 N	Troy	2 7	46 A	FIU	0 4			
			46 N	FIU	1 0	46 A	FIU	1 5			
			29 A	La.-Lafayette	2 1	46 A	FIU	2 3			

Non-Div. I Games:

La.-Monroe

Average RPI Win:		155	WON-LOST RECORD		WINNING PCT. RANK		LAST 10 GAMES		STRENGTH OF SCHEDULE		OPP. STRENGTH OF SCHEDULE		TEAM RPI		ADJ RPI		CONF. RPI		ADJ CONF. RPI		
DIV. I ONLY			26-27-0		.49057 146		8-2-0		111		62		110		.50783 118		16		16		
DIV. I NON-CONF.			11-21-0		.34375 216		0-0-0		44		25		133		.49976 140		11		11		
TOTALS		RPI 1-25		RPI 26-50		W-L RECORDS		RPI 51-100		RPI 101-150		RPI 150+									
26-27-0		0-10-0		0-1-0		OVERALL		3-6-0		6-4-0		17-6-0									
12-8-0		0-2-0		0-0-0		HOME		0-0-0		2-2-0		10-4-0									
9-9-0		0-4-0		0-0-0		AWAY		2-3-0		3-0-0		4-2-0									
5-10-0		0-4-0		0-1-0		NEUTRAL		1-3-0		1-2-0		3-0-0									
11-21-0		0-10-0		0-1-0		NON-CONFERENCE		1-5-0		1-3-0		9-2-0									
6-5-0		0-2-0		0-0-0		HOME		0-0-0		0-1-0		6-2-0									
0-6-0		0-4-0		0-0-0		AWAY		0-2-0		0-0-0		0-0-0									
5-10-0		0-4-0		0-1-0		NEUTRAL		1-3-0		1-2-0		3-0-0									
15-6-0		0-0-0		0-0-0		CONFERENCE		2-1-0		5-1-0		8-4-0									
6-3-0		0-0-0		0-0-0		HOME		0-0-0		2-1-0		4-2-0									
9-3-0		0-0-0		0-0-0		AWAY		2-1-0		3-0-0		4-2-0									
0-0-0		0-0-0		0-0-0		NEUTRAL		0-0-0		0-0-0		0-0-0									
RPI	S	Opponent		Score		RPI	S	Opponent		Score		RPI	S	Opponent		Score					
2	N	Washington		1	9	35	N	East Carolina		0	4	52	N	Northwestern		1	7				
5	A	UCLA		0	8							52	N	Northwestern		2	7				
6	N	Florida		3	14							53	A	UNLV		2	7				
11	N	Texas		5	14							53	A	UNLV		2	3				
13	A	California		0	2							58	N	Oregon St.		3	5				
13	A	California		0	8							86	A	Cal St. Northridge		1	4				
13	H	California		0	4							86	A	Cal St. Northridge		2	1				
14	N	Hawaii		5	8							86	A	Cal St. Northridge		7	3				
19	A	Stanford		0	17							87	N	Kent St.		10	2				
19	H	Stanford		2	6									102 H San Jose St.		4	5				
														103 H Long Beach St.		2	1				
														103 H Long Beach St.		5	0				
														103 H Long Beach St.		0	2				
														108 A Cal Poly		10	0				
														108 A Cal Poly		4	3				
														108 A Cal Poly		7	3				
														120 N Utah		1	2				
														132 N Loyola Marymount		5	7				
														132 N Loyola Marymount		4	3				
														156 A Pacific		1	2				
														156 A Pacific		3	1				
														156 A Pacific		2	1				
														161 N Portland St.		3	2				
														165 H St. Mary's (CA)		1	0				
														168 A Cal St. Fullerton		7	4				
														168 A Cal St. Fullerton		3	6				
														168 A Cal St. Fullerton		5	2				
														180 H Iona		9	5				
														180 H Iona		2	3				
														181 H Sacramento St.		7	3				
														181 H Sacramento St.		4	3				
														181 H Sacramento St.		7	5				
														187 H UC Riverside		5	4				
														187 H UC Riverside		4	1				
														187 H UC Riverside		10	2				
														193 N Indiana		4	2				
LAST 10 GAMES																					
212 H UC Santa Barbara						2	7	108 A Cal Poly						4	3	181 H UC Riverside					
212 H UC Santa Barbara						4	3	187 H UC Riverside						10	2	187 H UC Riverside					
212 H UC Santa Barbara						0	6	187 H UC Riverside						4	1	187 H UC Riverside					
108 A Cal Poly						10	0	187 H UC Riverside						5	4	187 H UC Riverside					
108 A Cal Poly						7	3	156 A Pacific						3	1	193 N Indiana					

Non-Div. I Games:

UC Davis

RPI	S	Opponent	Score	
209	N	Cal St. Bakersfield	8	7
212	H	UC Santa Barbara	2	7
212	H	UC Santa Barbara	0	6
212	H	UC Santa Barbara	4	3
249	H	Santa Clara	4	3
249	H	Santa Clara	0	4

UC Davis

Average RPI Win: 173		WON-LOST RECORD		WINNING PCT. RANK		LAST 10 GAMES		STRENGTH OF SCHEDULE		OPP. STRENGTH OF SCHEDULE		TEAM RPI		ADJ RPI		CONF. RPI		ADJ CONF. RPI	
DIV. I ONLY		27-19-0		.58696 87		4-6-0		198		115		118		.50675 119		20		20	
DIV. I NON-CONF.		14-9-0		.6087 83		0-0-0		167		65		96		.52616 97		18		18	
TOTALS		RPI 1-25		RPI 26-50		W-L RECORDS		RPI 51-100		RPI 101-150		RPI 150+							
27-19-0		0-1-0		2-3-0		OVERALL		2-7-0		4-3-0		19-5-0							
7-2-0		0-0-0		0-0-0		HOME		0-0-0		1-0-0		6-2-0							
11-9-0		0-1-0		0-1-0		AWAY		1-3-0		1-1-0		9-3-0							
9-8-0		0-0-0		2-2-0		NEUTRAL		1-4-0		2-2-0		4-0-0							
14-9-0		0-1-0		2-3-0		NON-CONFERENCE		1-3-0		3-1-0		8-1-0							
2-1-0		0-0-0		0-0-0		HOME		0-0-0		1-0-0		1-1-0							
4-2-0		0-1-0		0-0-		AWAY		0-0-0		0-0-0		4-0-0							
8-6-0		0-0-0		2-2-0		NEUTRAL		1-3-0		2-1-0		3-0-0							
13-10-0		0-0-0		0-0-0		CONFERENCE		1-4-0		1-2-0		11-4-0							
5-1-0		0-0-0		0-0-0		HOME		0-0-0		0-0-0		5-1-0							
7-7-0		0-0-0		0-0-0		AWAY		1-3-0		1-1-0		5-3-0							
1-2-0		0-0-0		0-0-0		NEUTRAL		0-1-0		0-1-0		1-0-0							
RPI	S	Opponent		Score		RPI	S	Opponent		Score		RPI	S	Opponent		Score			
3	A	Michigan		0 8		28	N	Fordham		4 8		54	N	Nebraska		1 4			
						36	A	Auburn		2 6		54	N	Nebraska		0 8			
						39	N	UAB		6 10		55	A	Ball St.		8 12			
						42	N	Radford		3 2		55	A	Ball St.		11 3			
						42	N	Radford		5 3		72	N	Penn St.		5 2			
												72	N	Penn St.		1 3			
												87	A	Kent St.		2 4			
												87	A	Kent St.		1 9			
												87	N	Kent St.		2 4			
													</						

RPI	S	Opponent	Score	
257	H	Oakland	2	4
257	H	Oakland	6	3
277	A	Detroit	9	0
277	A	Detroit	8	0

Central Mich.

C
e
n
t
r
a
l
M
i
c
h
.

C
e
n
t
r
a
l
M
i
c
h
.

Average RPI Win:		186	WON-LOST RECORD		WINNING PCT. RANK		LAST 10 GAMES		STRENGTH OF SCHEDULE		OPP. STRENGTH OF SCHEDULE		TEAM RPI		ADJ RPI		CONF. RPI		ADJ CONF. RPI	
DIV. I ONLY		26-29-0		.47273 155		4-6-0		99		96		122		.50673 120		7		7		
DIV. I NON-CONF.		22-18-0		.55 113		3-0-0		153		133		119		.51103 119		8		8		
TOTALS		RPI 1-25		RPI 26-50		W-L RECORDS		RPI 51-100		RPI 101-150		RPI 150+								
26-29-0		0-8-0		1-6-0		OVERALL		3-9-0		4-2-0		18-4-0								
8-3-0		0-0-0		1-1-0		HOME		1-2-0		0-0-0		6-0-0								
7-13-0		0-2-0		0-4-0		AWAY		0-4-0		0-0-0		7-3-0								
11-13-0		0-6-0		0-1-0		NEUTRAL		2-3-0		4-2-0		5-1-0								
22-18-0		0-8-0		0-1-0		NON-CONFERENCE		2-4-0		4-2-0		16-3-0								
7-0-0		0-0-0		0-0-0		HOME		1-0-0		0-0-0		6-0-0								
5-7-0		0-2-0		0-0-		AWAY		0-2-0		0-0-0		5-3-0								
10-11-0		0-6-0		0-1-0		NEUTRAL		1-2-0		4-2-0		5-0-0								
4-11-0		0-0-0		1-5-0		CONFERENCE		1-5-0		0-0-0		2-1-0								
1-3-0		0-0-0		1-1-0		HOME		0-2-0		0-0-0		0-0-0								
2-6-0		0-0-0		0-4-0		AWAY		0-2-0		0-0-0		2-0-0								
1-2-0		0-0-0		0-0-0		NEUTRAL		1-1-0		0-0-0		0-1-0								
RPI	S	Opponent		Score		RPI	S	Opponent		Score		RPI	S	Opponent		Score				
2	N	Washington		0	8	26	A	San Diego St.		0	1	52	N	Northwestern		2	10			
3	N	Michigan		1	15	26	A	San Diego St.		1	6	53	A	UNLV		5	13			
7	A	Oklahoma		1	12	26	H	San Diego St.		3	2	53	H	UNLV		0	4			
7	A	Oklahoma		5	9	33	A	BYU		1	4	53	H	UNLV		1	8			
7	N	Oklahoma		0	3	33	A	BYU		5	6	59	N	Baylor		0	4			
13	N	California		4	10	33	H	BYU		2	7	63	H	Tulsa		6	5			
14	N	Hawaii		8	11	41	N	Fresno St.		0	11	76	N	Purdue		4	2			
25	N	Oregon		2	4							86	A	Cal St. Northridge		1	6			
												86	A	Cal St. Northridge		2	8			
												92	A	Colorado St.		0	8			
												92	N	Colorado St.		11	10			
												92	N	Colorado St.		2	16			

RPI	S	Opponent	Score
282	A	Weber St.	10 4

Utah

U
t
a
hU
t
a
h

Average RPI Win: 164		WON-LOST	WINNING	LAST 10	STRENGTH OF		OPP. STRENGTH	TEAM	ADJ	CONF.	ADJ CONF.
Average RPI Loss: 81		RECORD	PCT. RANK	GAMES	SCHEDULE		OF SCHEDULE	RPI	RPI	RPI	RPI
DIV. I ONLY		27-25-0	.51923	120	2-8-0		146	91	119	.50648	121
DIV. I NON-CONF.		21-10-0	.67742	47	1-2-0		209	171	97	.52559	98
TOTALS		RPI 1-25	RPI 26-50		W-L RECORDS		RPI 51-100		RPI 101-150		RPI 150+
27-25-0		0-0-0	0-10-0		OVERALL		9-6-0		2-6-0		16-3-0
10-9-0		0-0-0	0-7-0		HOME		3-0-0		2-1-0		5-1-0
8-12-0		0-0-0	0-2-0		AWAY		2-4-0		0-5-0		6-1-0
9-4-0		0-0-0	0-1-0		NEUTRAL		4-2-0		0-0-0		5-1-0
21-10-0		0-0-0	0-4-0		NON-CONFERENCE		4-2-0		1-1-0		16-3-0
6-3-0		0-0-0	0-1-0		HOME		0-0-0		1-1-0		5-1-0
6-3-0		0-0-0	0-0-		AWAY		0-0-0		0-0-0		6-1-0
9-4-0		0-0-0	0-1-0		NEUTRAL		4-2-0		0-0-0		5-1-0
6-15-0		0-0-0	0-6-0		CONFERENCE		5-4-0		1-5-0		0-0-0
4-6-0		0-0-0	0-6-0		HOME		3-0-0		1-0-0		0-0-0
2-9-0		0-0-0	0-0-0		AWAY		2-4-0		0-5-0		0-0-0
0-0-0		0-0-0	0-0-0		NEUTRAL		0-0-0		0-0-0		0-0-0
RPI	S	Opponent	Score	RPI	S	Opponent	Score	RPI	S	Opponent	Score
26	A	San Diego St.	2 7	57	A	North Texas	1 5	115	A	Middle Tenn.	3 11
29	H	La.-Lafayette	2 6	57	A	North Texas	2 10	115	A	Middle Tenn.	0 8
29	H	La.-Lafayette	1 8	57	A	North Texas	2 4	115	H	Middle Tenn.	3 1
29	H	La.-Lafayette	4 7	66	N	Georgia St.	2 0	117	A	La.-Monroe	1 6
37	A	Kentucky	3 9	69	N	Virginia Tech	2 0	117	A	La.-Monroe	1 2
40	H	Lipscomb	0 4	71	A	Fla. Atlantic	5 1	117	A	La.-Monroe	5 6
40	N	Lipscomb	0 3	71	A	Fla. Atlantic	2 0	137	H	Morehead St.	9 3
46	H	FIU	2 8	71	A	Fla. Atlantic	1 3	137	H	Morehead St.	0 5
46	H	FIU	1 7	72	N	Penn St.	5 4	154	H	Eastern Ill.	7 4
46	H	FIU	0 8	74	N	Iowa	2 1	154	H	Eastern Ill.	6 1
				79	N	UT Martin	3 5	164	H	Tennessee Tech	7 9
				80	N	Jacksonville St.	8 9	171	N	SIU Edwardsville	0 1
				81	H	Troy	2 0	177	N	Utah St.	13 3
				81	H	Troy	6 2	204	N	Central Ark.	4 3
				81	H	Troy	2 1	212	N	UC Santa Barbara	7 0
								214	A	Evansville	6 0
								214	A	Evansville	1 2
								225	N	Akron	4 3
								227	N	Howard	4 2
								228	A	Eastern Ky.	5 0
								228	A	Eastern Ky.	8 0
								240	H	Murray St.	4 3
				115	A	Middle Tenn.	3 11	241	A	Austin Peay	4 0
				115	A	Middle Tenn.	0 8	246	H	Tennessee St.	6 5
				115	H	Middle Tenn.	3 1	246	H	Tennessee St.	2 1
				164	H	Tennessee Tech	7 9	258	A	Belmont	8 1
				57	A	North Texas	2 4	258	A	Belmont	11 0
LAST 10 GAMES				57	A	North Texas	1 5				
				57	A	North Texas	2 10				
				137	H	Morehead St.	9 3				
				137	H	Morehead St.	0 5				
				117	A	La.-Monroe	1 6				

Non-Div. I Games:

Western Ky.

Average RPI Win:	210	WON-LOST RECORD	WINNING PCT. RANK	LAST 10 GAMES	STRENGTH OF SCHEDULE	OPP. STRENGTH OF SCHEDULE	TEAM RPI	ADJ RPI	CONF. RPI	ADJ CONF. RPI	
Average RPI Loss:	173										
DIV. I ONLY	31-19-0	.62	66	6-4-0	183	243	115	.50587	122	23	23
DIV. I NON-CONF.	17-11-0	.60714	85	0-0-0	224	247	147	.49592	147	25	27
<hr/>											
TOTALS	RPI 1-25	RPI 26-50		W-L RECORDS	RPI 51-100		RPI 101-150		RPI 150+		
31-19-0	0-0-0	0-0-0		OVERALL	1-1-0		0-3-0		30-15-0		
14-4-0	0-0-0	0-0-0		HOME	0-0-0		0-0-0		14-4-0		
11-8-0	0-0-0	0-0-0		AWAY	1-1-0		0-2-0		10-5-0		
6-7-0	0-0-0	0-0-0		NEUTRAL	0-0-0		0-1-0		6-6-0		
17-11-0	0-0-0	0-0-0		NON-CONFERENCE	1-1-0		0-3-0		16-7-0		
8-2-0	0-0-0	0-0-0		HOME	0-0-0		0-0-0		8-2-0		
3-3-0	0-0-0	0-0-		AWAY	1-1-0		0-2-0		2-0-0		
6-6-0	0-0-0	0-0-0		NEUTRAL	0-0-0		0-1-0		6-5-0		
14-8-0	0-0-0	0-0-0		CONFERENCE	0-0-0		0-0-0		14-8-0		
6-2-0	0-0-0	0-0-0		HOME	0-0-0		0-0-0		6-2-0		
8-5-0	0-0-0	0-0-0		AWAY	0-0-0		0-0-0		8-5-0		
0-1-0	0-0-0	0-0-0		NEUTRAL	0-0-0		0-0-0		0-1-0		
RPI	S	Opponent	Score	RPI	S	Opponent	Score	RPI	S	Opponent	Score

Non-Div. I Games:

Lehigh

RPI	S	Opponent	Score	
218	H	Colgate	1	2
218	H	Colgate	1	0
218	H	Colgate	10	9
218	H	Colgate	5	4
220	N	Mt. St. Mary's	11	8
226	H	Penn	10	7
226	H	Penn	2	0
236	A	Rider	8	6
236	A	Rider	13	6
239	A	Lafayette	5	2
239	A	Lafayette	7	0
239	A	Lafayette	1	3
239	A	Lafayette	12	1
242	H	Princeton	8	5
242	H	Princeton	4	3
252	A	Holy Cross	2	3
252	A	Holy Cross	7	3
252	A	Holy Cross	5	2
252	A	Holy Cross	5	0
271	N	Bryant	5	2
272	N	South Dakota	6	3

Lehigh

Average RPI Win:	158	WON-LOST	WINNING	LAST 10	STRENGTH OF	OPP. STRENGTH	TEAM	ADJ	CONF.	ADJ CONF.					
Average RPI Loss:	85	RECORD	PCT. RANK	GAMES	SCHEDULE	OF SCHEDULE	RPI	RPI	RPI	RPI					
DIV. I ONLY		24-31-0	.43636	183	6-4-0	76	103	124	.50523	123	10	10			
DIV. I NON-CONF.		15-18-0	.45455	165	1-0-0	81	136	121	.50821	122	9	9			
<hr/>															
TOTALS	RPI 1-25	RPI 26-50		W-L RECORDS		RPI 51-100		RPI 101-150		RPI 150+					
24-31-0	0-8-0	2-6-0		OVERALL		1-4-0		7-6-0		14-7-0					
8-8-0	0-0-0	2-3-0		HOME		0-0-0		2-1-0		4-4-0					
9-14-0	0-7-0	0-2-0		AWAY		0-1-0		4-3-0		5-1-0					
7-9-0	0-1-0	0-1-0		NEUTRAL		1-3-0		1-2-0		5-2-0					
15-18-0	0-4-0	1-3-0		NON-CONFERENCE		1-4-0		3-4-0		10-3-0					
2-3-0	0-0-0	1-2-0		HOME		0-0-0		0-0-0		1-1-0					
6-7-0	0-4-0	0-0-		AWAY		0-1-0		2-2-0		4-0-0					
7-8-0	0-0-0	0-1-0		NEUTRAL		1-3-0		1-2-0		5-2-0					
9-13-0	0-4-0	1-3-0		CONFERENCE		0-0-0		4-2-0		4-4-0					
6-5-0	0-0-0	1-1-0		HOME		0-0-0		2-1-0		3-3-0					
3-7-0	0-3-0	0-2-0		AWAY		0-0-0		2-1-0		1-1-0					
0-1-0	0-1-0	0-0-0		NEUTRAL		0-0-0		0-0-0		0-0-0					
RPI	S	Opponent	Score	RPI	S	Opponent	Score	RPI	S	Opponent	Score				
15	A	Arizona St.	0 19	30	H	Hofstra	1 4	55	N	Ball St.	5 7	103	N	Memphis	2 1
15	A	Arizona St.	0 14	30	H	Hofstra	1 2	68	A	Chattanooga	5 6	107	A	Stony Brook	3 0
18	A	Oklahoma St.	3 8	31	H	Louisville	4 6	68	N	Chattanooga	7 0	107	A	Stony Brook	0 2
18	A	Oklahoma St.	0 2	31	H	Louisville	3 1	74	N	Iowa	0 7	124	A	St. John's (NY)	5 2
23	A	DePaul	0 9	38	A	Notre Dame	0 8	91	N	Texas St.	1 6	124	A	St. John's (NY)	3 4
23	A	DePaul	2 4	38	A	Notre Dame	0 8					124	A	St. John's (NY)	8 2
23	A	DePaul	7 10	43	N	Illinois St.	0 4					129	N	Wright St.	8 9
23	N	DePaul	0 3	50	H	Long Island	2 1					135	N	Miami (OH)	3 4
												138	H	Pittsburgh	2 1
												138	H	Pittsburgh	1 2
												138	H	Pittsburgh	7 1
												142	A	Monmouth	5 3
												145	A	Wichita St.	3 6
												159	H	Army	1 5
												159	H	Army	3 0
												167	H	Providence	1 6
												167	H	Providence	3 0
												167	H	Providence	4 2
												168	N	Wisconsin	8 5
												168	N	Wisconsin	2 6
												172	A	Missouri St.	12 1
												172	A	Missouri St.	5 1
												173	A	Georgetown	0 1
												173	A	Georgetown	7 1
												174	H	Connecticut	3 0
												174	H	Connecticut	6 8
												174	H	Connecticut	2 4

Non-Div. I Games:

Rutgers

RPI	S	Opponent	Score	
194	N	East Tenn. St.	0	5
200	N	Bradley	5	4
201	N	Western Mich.	5	3
241	N	Austin Peay	6	1
242	A	Princeton	9	4
242	A	Princeton	4	3
287	N	Prairie View	12	2

Rutgers

R
u
t
g
e
r
s

R
u
t
g
e
r
s

[illegible]

Non-Div. I Games:

St. John's (NY)

Average RPI Win:	156	WON-LOST RECORD	WINNING PCT. RANK	LAST 10 GAMES	STRENGTH OF SCHEDULE	OPP. STRENGTH OF SCHEDULE	TEAM RPI	ADJ RPI	CONF. RPI	ADJ CONF. RPI					
DIV. I ONLY		27-30-0	.47368	154	4-6-0	79	166	120	.50384	125	18	18			
DIV. I NON-CONF.		13-17-0	.43333	174	0-0-0	68	167	128	.504	130	19	19			
<hr/>															
TOTALS	RPI 1-25	RPI 26-50		W-L RECORDS		RPI 51-100		RPI 101-150		RPI 150+					
27-30-0	0-2-0	0-2-0		OVERALL		7-16-0		5-1-0		15-9-0					
12-14-0	0-1-0	0-2-0		HOME		4-8-0		2-0-0		6-3-0					
9-8-0	0-1-0	0-0-0		AWAY		2-3-0		2-1-0		5-3-0					
6-8-0	0-0-0	0-0-0		NEUTRAL		1-5-0		1-0-0		4-3-0					
13-17-0	0-2-0	0-2-0		NON-CONFERENCE		2-8-0		3-0-0		8-5-0					
7-7-0	0-1-0	0-2-0		HOME		1-2-0		2-0-0		4-2-0					
1-4-0	0-1-0	0-0-		AWAY		1-3-0		0-0-0		0-0-0					
5-6-0	0-0-0	0-0-0		NEUTRAL		0-3-0		1-0-0		4-3-0					
14-13-0	0-0-0	0-0-0		CONFERENCE		5-8-0		2-1-0		7-4-0					
5-7-0	0-0-0	0-0-0		HOME		3-6-0		0-0-0		2-1-0					
8-4-0	0-0-0	0-0-0		AWAY		1-0-0		2-1-0		5-3-0					
1-2-0	0-0-0	0-0-0		NEUTRAL		1-2-0		0-0-0		0-0-0					
RPI	S	Opponent	Score	RPI	S	Opponent	Score	RPI	S	Opponent	Score				
24	A	North Carolina	0 8	35	H	East Carolina	3 6	60	H	North Carolina St.	0 10	101	H	Marshall	3 1
24	H	North Carolina	1 5	35	H	East Carolina	1 4	60	H	North Carolina St.	5 1	101	H	Marshall	13 5
								62	A	Charlotte	2 9	128	A	Appalachian St.	3 1
								68	A	Chattanooga	4 1	128	A	Appalachian St.	4 2
								68	H	Chattanooga	2 6	128	A	Appalachian St.	2 3
								68	H	Chattanooga	3 0	149	N	Bethune-Cookman	5 3
								68	H	Chattanooga	2 3	162	A	Furman	3 4
								69	N	Virginia Tech	2 8	162	A	Furman	3 0
								78	A	Liberty	2 10	162	A	Furman	5 0
								78	A	Liberty	11 10	164	N	Tennessee Tech	4 1
								80	N	Jacksonville St.	2 4	178	N	Delaware	7 8
								85	H	Elon	1 6	178	N	Delaware	4 0
								85	H	Elon	6 0	185	N	Drexel	0 3
								85	H	Elon	1 2	189	A	Samford	4 5
								85	N	Elon	3 6	189	A	Samford	1 7
								85	N	Elon	4 6	189	A	Samford	5 3
								93	H	Cleveland St.	6 13	195	N	Bowling Green	4 1
								96	N	St. Joseph's	1 2	197	H	Niagara	2 3
								97	H	Ga. Southern	1 2	197	H	Niagara	7 4
								97	H	Ga. Southern	3 2	203	A	Col. of Charleston	11 7
												203	A	Col. of Charleston	5 1
												217	H	Sacred Heart	5 3
												217	H	Sacred Heart	0 8
												221	H	N.C. A&T	9 1
												221	H	N.C. A&T	6 5
												225	N	Akron	0 4
												227	N	Howard	1 0

Non-Div. I Games:

UNC Greensboro

RPI	S	Opponent	Score		RPI	S	Opponent	Score	
97	H	Ga. Southern	1	4	260	H	Western Caro.	17	1
97	N	Ga. Southern	2	1	260	H	Western Caro.	15	1
100	A	Jacksonville	2	10	260	H	Western Caro.	1	4
189	A	Samford	1	7					
189	A	Samford	5	3					
68	H	Chattanooga	3	0					
68	H	Chattanooga	2	6					
68	H	Chattanooga	2	3					

UNC Greensboro

U
N
C
G
r
e
e
n
s
b
o
r
o

U
N
C
G
r
e
e
n
s
b
o
r
o

Average RPI Win:		191	WON-LOST RECORD		WINNING PCT. RANK		LAST 10 GAMES		STRENGTH OF SCHEDULE		OPP. STRENGTH OF SCHEDULE		TEAM RPI		ADJ RPI		CONF. RPI		ADJ CONF. RPI							
Average RPI Loss:		108																								
DIV. I ONLY			30-28-1		.51695 125		6-4-0		132		176		132		.50325 126		12		13							
DIV. I NON-CONF.			19-16-1		.54167 114		4-0-0		148		197		123		.50681 123		14		14							
TOTALS		RPI 1-25		RPI 26-50		W-L RECORDS		RPI 51-100		RPI 101-150		RPI 150+														
30-28-1		0-1-0		1-4-0		OVERALL		3-11-0		2-3-0		24-9-1														
16-8-1		0-0-0		1-1-0		HOME		2-3-0		2-2-0		11-2-1														
12-12-0		0-1-0		0-3-0		AWAY		0-3-0		0-0-0		12-5-0														
2-8-0		0-0-0		0-0-0		NEUTRAL		1-5-0		0-1-0		1-2-0														
19-16-1		0-1-0		1-1-0		NON-CONFERENCE		2-9-0		0-2-0		16-3-1														
11-4-1		0-0-0		1-1-0		HOME		1-1-0		0-1-0		9-1-1														
7-5-0		0-1-0		0-0-		AWAY		0-3-0		0-0-0		7-1-0														
1-7-0		0-0-0		0-0-0		NEUTRAL		1-5-0		0-1-0		0-1-0														
11-12-0		0-0-0		0-3-0		CONFERENCE		1-2-0		2-1-0		8-6-0														
5-4-0		0-0-0		0-0-0		HOME		1-2-0		2-1-0		2-1-0														
5-7-0		0-0-0		0-3-0		AWAY		0-0-0		0-0-0		5-4-0														
1-1-0		0-0-0		0-0-0		NEUTRAL		0-0-0		0-0-0		1-1-0														
RPI	S	Opponent			Score		RPI	S	Opponent			Score		RPI	S	Opponent			Score							
12	A	Georgia			2 6		31	H	Louisville			9 4		61	N	Syracuse			2 5							
							31	H	Louisville			1 2		64	A	S.C. Upstate			3 5							
							42	A	Radford			0 8		64	A	S.C. Upstate			1 3							
							42	A	Radford			7 15		64	N	S.C. Upstate			1 2							
							42	A	Radford			1 7		67	N	Iowa St.			3 11							
														69	N	Virginia Tech			6 0							
														71	A	Fla. Atlantic			0 9							
														78	H	Liberty			0 3							
														78	H	Liberty			5 4							
														78	H	Liberty			1 5							
														97	H	Ga. Southern			6 3							
														97	H	Ga. Southern			0 8							
														98	N	South Ala.			3 8							
														100	N	Jacksonville			3 4							
LAST 10 GAMES																										
183 A Coastal Caro.							4 9		227 H Howard							3 2		203 A Gardner-Webb							16 5	
219 N Presbyterian							5 3		227 H Howard							5 0		203 H Col. of Charleston							4 1	
192 N Gardner-Webb							3 8		192 A Gardner-Webb							5 7		219 A Presbyterian							1 0	
227 H Howard							8 7		192 A Gardner-Webb							2 3		219 A Presbyterian							11 1	
227 H Howard							5 4		192 A Gardner-Webb																	

RPI	S	Opponent	Score	
219	H	Presbyterian	5	2
219	H	Presbyterian	9	1
219	N	Presbyterian	5	3
227	H	Howard	5	4
227	H	Howard	8	7
227	H	Howard	3	2
227	H	Howard	5	0
230	H	Dayton	8	1
250	H	UNC Wilmington	4	1
251	H	Youngstown St.	10	1
285	A	South Carolina St.	10	1
285	A	South Carolina St.	20	1

Charleston So.

C
h
a
r
l
e
s
t
o
n
S
o
.

C
h
a
r
l
e
s
t
o
n
S
o
.

Average RPI Win:		153	WON-LOST RECORD		WINNING PCT. RANK		LAST 10 GAMES		STRENGTH OF SCHEDULE		OPP. STRENGTH OF SCHEDULE		TEAM RPI		ADJ RPI		CONF. RPI		ADJ CONF. RPI				
Average RPI Loss:		95																					
DIV. I ONLY			27-28-0		.49091 144		6-4-0		125		99		126		.5023 127		9		9				
DIV. I NON-CONF.			20-12-0		.625 75		1-1-0		178		119		98		.52399 100		10		10				
TOTALS		RPI 1-25		RPI 26-50		W-L RECORDS		RPI 51-100		RPI 101-150		RPI 150+											
27-28-0		0-7-0		1-3-0		OVERALL		6-4-0		6-7-0		14-7-0											
16-11-0		0-4-0		0-0-0		HOME		5-1-0		2-3-0		9-3-0											
5-15-0		0-2-0		0-3-0		AWAY		0-2-0		3-4-0		2-4-0											
6-2-0		0-1-0		1-0-0		NEUTRAL		1-1-0		1-0-0		3-0-0											
20-12-0		0-4-0		1-0-0		NON-CONFERENCE		6-4-0		2-1-0		11-3-0											
12-4-0		0-1-0		0-0-0		HOME		5-1-0		1-0-0		6-2-0											
2-6-0		0-2-0		0-0-		AWAY		0-2-0		0-1-0		2-1-0											
6-2-0		0-1-0		1-0-0		NEUTRAL		1-1-0		1-0-0		3-0-0											
7-16-0		0-3-0		0-3-0		CONFERENCE		0-0-0		4-6-0		3-4-0											
4-7-0		0-3-0		0-0-0		HOME		0-0-0		1-3-0		3-1-0											
3-9-0		0-0-0		0-3-0		AWAY		0-0-0		3-3-0		0-3-0											
0-0-0		0-0-0		0-0-0		NEUTRAL		0-0-0		0-0-0		0-0-0											
RPI	S	Opponent		Score		RPI	S	Opponent		Score		RPI	S	Opponent		Score							
10	A	Arizona		0	9	41	A	Fresno St.		3	4	53	A	UNLV		6	9	102	A	San Jose St.		2	3
10	A	Arizona		0	8	41	A	Fresno St.		1	3	54	H	Nebraska		4	2	102	A	San Jose St.		2	1
13	N	California		0	6	41	A	Fresno St.		6	7	54	H	Nebraska		2	1	102	A	San Jose St.		8	7
14	H	Hawaii		1	13	50	N	Long Island		5	4	72	H	Penn St.		10	9	102	H	San Jose St.		8	9
14	H	Hawaii		8	9							75	A	UTEP		0	5	105	A	Texas-Arlington		1	4
14	H	Hawaii		3	14							75	H	UTEP		5	22	111	N	Fla. Gulf Coast		7	5
17	H	Tennessee		1	10							89	N	Drake		1	6	114	A	Louisiana Tech		6	2
												92	H	Colorado St.		10	0	114	A	Louisiana Tech		1	2
												93	H	Cleveland St.		9	3	114	A	Louisiana Tech		1	2
												96	N	St. Joseph's		4	3	139	H	Nevada		6	8
																		139	H	Nevada		10	4
																		139	H	Nevada		2	7
																		144	H	UTSA		28	7
																		161	N	Portland St.		3	2
																		165	H	St. Mary's (CA)		6	4
																		175	A	Boise St.		1	4
																		175	A	Boise St.		4	6
																		175	A	Boise St.		2	8
																		175	H	Boise St.		8	9
																		177	H	Utah St.		12	2
																		177	H	Utah St.		9	1
																		177	H	Utah St.		4	3
																		188	A	New Mexico		12	3
																		188	H	New Mexico		10	0
																		196	H	Minnesota		10	9
																		196	H	Minnesota		8	0
																		200	H	Bradley		2	4
				LAST 10 GAMES																			
				102	H	San Jose St.		8	9	177	H	Utah St.		12	2	188	A	New Mexico		12	3		
				175	H	Boise St.		8	9	177	H	Utah St.		9	1	188	H	New Mexico		10	0		
				102	A	San Jose St.		8	7	177	H	Utah St.		4	3	196	H	Minnesota		10	9		
				102	A	San Jose St.		2	1	209	A	Cal St. Bakersfield		5	1	196	H	Minnesota		8	0		
				102	A	San Jose St.		2	3	209	A	Cal St. Bakersfield		1	7	200	H	Bradley		2	4		

Non-Div. I Games:

New Mexico St.

New Mexico Cost.

New Mexico Cost.

New Mexico St.

Average RPI Win:	178	WON-LOST RECORD	WINNING PCT. RANK	LAST 10 GAMES	STRENGTH OF SCHEDULE	OPP. STRENGTH OF SCHEDULE	TEAM RPI	ADJ RPI	CONF. RPI	ADJ CONF. RPI				
DIV. I ONLY		27-25-0	.51923	120	5-5-0	129	194	131	.50198	128	18	18		
DIV. I NON-CONF.		16-13-0	.55172	111	1-3-0	111	227	109	.51795	111	19	19		
<hr/>														
TOTALS	RPI 1-25	RPI 26-50		W-L RECORDS		RPI 51-100		RPI 101-150		RPI 150+				
27-25-0	0-1-0	1-1-0		OVERALL		6-10-0		2-4-0		18-9-0				
12-8-0	0-0-0	1-1-0		HOME		3-3-0		1-2-0		7-2-0				
8-14-0	0-1-0	0-0-0		AWAY		3-6-0		0-1-0		5-6-0				
7-3-0	0-0-0	0-0-0		NEUTRAL		0-1-0		1-1-0		6-1-0				
16-13-0	0-1-0	1-1-0		NON-CONFERENCE		3-5-0		1-2-0		11-4-0				
6-3-0	0-0-0	1-1-0		HOME		1-0-0		0-0-0		4-2-0				
3-7-0	0-1-0	0-0-		AWAY		2-4-0		0-1-0		1-1-0				
7-3-0	0-0-0	0-0-0		NEUTRAL		0-1-0		1-1-0		6-1-0				
11-12-0	0-0-0	0-0-0		CONFERENCE		3-5-0		1-2-0		7-5-0				
6-5-0	0-0-0	0-0-0		HOME		2-3-0		1-2-0		3-0-0				
5-7-0	0-0-0	0-0-0		AWAY		1-2-0		0-0-0		4-5-0				
0-0-0	0-0-0	0-0-0		NEUTRAL		0-0-0		0-0-0		0-0-0				
<hr/>														
RPI	S	Opponent	Score		RPI	S	Opponent	Score		RPI	S	Opponent	Score	
24	A	North Carolina	2	6	42	H	Radford	8	7	62	A	Charlotte	0	1
					42	H	Radford	3	7	62	A	Charlotte	4	2
										64	A	S.C. Upstate	8	9
										64	A	S.C. Upstate	0	3
										68	H	Chattanooga	2	4
										68	H	Chattanooga	2	0
										68	H	Chattanooga	1	3
										69	H	Virginia Tech	7	5
										77	A	Stetson	2	0
										77	A	Stetson	2	8
										83	N	McNeese St.	0	1
										85	A	Elon	2	3
										85	A	Elon	0	1
										85	A	Elon	5	2
										97	H	Ga. Southern	0	3
										97	H	Ga. Southern	5	4

Non-Div. I Games:

Appalachian St.

RPI	S	Opponent	Score	
260	H	Western Caro.	7	0
260	H	Western Caro.	6	5
260	H	Western Caro.	10	2
268	N	Coppin St.	10	0
270	N	Hampton	12	0
290	N	Md.-East. Shore	14	6

Appalachian St.

A
P
P
a
l
a
c
h
i
a
n
S
t
.

A
P
P
a
l
a
c
h
i
a
n
S
t
.

[illegible]

Non-Div. I Games:	Urbana	11	1
-------------------	--------	----	---

Wright St.

RPI	S	Opponent	Score	
177	N	Utah St.	0	2
177	N	Utah St.	1	4
190	H	Green Bay	8	7
190	H	Green Bay	11	2
190	H	Green Bay	9	13
193	N	Indiana	5	3
213	N	Mississippi Val.	3	5
213	N	Mississippi Val.	6	2
214	N	Evansville	11	3
230	H	Dayton	1	1
230	H	Dayton	8	1
251	A	Youngstown St.	4	0
251	A	Youngstown St.	10	3
251	A	Youngstown St.	13	7
277	H	Detroit	13	0
277	H	Detroit	10	0
277	H	Detroit	17	0

Wright St.

W
r
i
g
h
t
S
t
.

W
r
i
g
h
t
S
t
.

[illegible]

Non-Div. I Games:

Nicholls St.

RPI	S	Opponent	Score	
258	N	Belmont	9	1
263	A	Southern U.	9	2
266	A	Alcorn St.	2	1

Nicholls St.

N
i
c
h
o
l
l
s
s
t
.

N
i
c
h
o
l
l
s
s
t
.

Average RPI Win: 147		WON-LOST	WINNING	LAST 10	STRENGTH OF		OPP. STRENGTH	TEAM	ADJ	CONF.	ADJ CONF.
Average RPI Loss: 92		RECORD	PCT. RANK	GAMES	SCHEDULE		OF SCHEDULE	RPI	RPI	RPI	RPI
DIV. I ONLY		23-31-0	.42593	188	1-9-0		83	90	141	.50087	131
DIV. I NON-CONF.		14-20-0	.41176	184	0-3-0		88	78	141	.50278	132
TOTALS		RPI 1-25	RPI 26-50		W-L RECORDS		RPI 51-100		RPI 101-150		RPI 150+
23-31-0		0-2-0	1-6-0		OVERALL		7-11-0		4-7-0		11-5-0
7-8-0		0-0-0	0-3-0		HOME		2-4-0		1-1-0		4-0-0
7-13-0		0-2-0	0-2-0		AWAY		3-3-0		3-3-0		1-3-0
9-10-0		0-0-0	1-1-0		NEUTRAL		2-4-0		0-3-0		6-2-0
14-20-0		0-2-0	1-4-0		NON-CONFERENCE		4-6-0		2-5-0		7-3-0
1-4-0		0-0-0	0-1-0		HOME		0-2-0		1-1-0		0-0-0
4-6-0		0-2-0	0-0-		AWAY		2-0-0		1-1-0		1-1-0
9-10-0		0-0-0	1-1-0		NEUTRAL		2-4-0		0-3-0		6-2-0
9-11-0		0-0-0	0-2-0		CONFERENCE		3-5-0		2-2-0		4-2-0
6-4-0		0-0-0	0-2-0		HOME		2-2-0		0-0-0		4-0-0
3-7-0		0-0-0	0-0-0		AWAY		1-3-0		2-2-0		0-2-0
0-0-0		0-0-0	0-0-0		NEUTRAL		0-0-0		0-0-0		0-0-0
RPI S	Opponent	Score	RPI S	Opponent	Score	RPI S	Opponent	Score	RPI S	Opponent	Score
6 A	Florida	0 8	27 N	Ohio St.	1 0	51 N	Southern Ill.	1 2	103 H	Memphis	3 2
6 A	Florida	0 22	34 A	UCF	3 6	60 N	North Carolina St.	0 7	103 H	Memphis	1 7
			34 H	UCF	3 5	60 N	North Carolina St.	0 7	106 N	South Carolina	0 9
			40 H	Lipscomb	0 3	64 H	S.C. Upstate	3 2	111 A	Winthrop	3 0
			40 H	Lipscomb	1 14	64 H	S.C. Upstate	0 4	111 A	Fla. Gulf Coast	4 2
			45 N	Maryland	0 1	66 N	Georgia St.	4 0	111 A	Fla. Gulf Coast	2 1
			46 A	FIU	4 5	77 A	Stetson	3 1	116 N	James Madison	0 4
						77 A	Stetson	0 1	136 N	Villanova	2 4
						80 N	Jacksonville St.	10 2	141 A	Mercer	1 2
						81 H	Troy	1 3	141 A	Mercer	0 4
						81 H	Troy	4 6	149 A	Bethune-Cookman	3 6
						81 N	Troy	3 6	151 N	Ill.-Chicago	1 4
						95 A	Kennesaw St.	0 3	155 A	Campbell	1 3
						95 A	Kennesaw St.	0 2	155 A	Campbell	1 3
						97 A	Ga. Southern	9 6	167 N	Providence	4 0
						97 A	Ga. Southern	7 0	194 H	East Tenn. St.	7 6
						100 H	Jacksonville	2 1	194 H	East Tenn. St.	8 5
						100 H	Jacksonville	1 2	195 N	Bowling Green	7 1
									198 A	Florida A&M	1 2
									198 A	Florida A&M	2 1
									198 N	Florida A&M	4 0
									198 N	Florida A&M	2 3
									216 N	Dartmouth	3 0
									225 N	Akron	6 2
									234 N	Delaware St.	4 1
									258 H	Belmont	2 0
									258 H	Belmont	8 5
LAST 10 GAMES			LAST 10 GAMES			LAST 10 GAMES			LAST 10 GAMES		
			95 A	Kennesaw St.	0 2	6 A	Florida	0 22			
			95 A	Kennesaw St.	0 3	149 A	Bethune-Cookman	3 6			
			141 A	Mercer	1 2	155 A	Campbell	1 3			
			141 A	Mercer	0 4	155 A	Campbell	1 3			
			6 A	Florida	0 8	194 H	East Tenn. St.	8 5			

Non-Div. I Games:

North Florida

Average RPI Win:		187	WON-LOST RECORD		WINNING PCT. RANK	LAST 10 GAMES		STRENGTH OF SCHEDULE		OPP. STRENGTH OF SCHEDULE	TEAM RPI	ADJ RPI		CONF. RPI	ADJ CONF. RPI		
Average RPI Loss:		98															
DIV. I ONLY			22-26-0		.45833	171	2-8-0		92	155	137	.50073	132	28	28		
DIV. I NON-CONF.			10-15-0		.4	190	0-0-0		5	27	72	.54703	71	23	23		
TOTALS		RPI 1-25		RPI 26-50		W-L RECORDS		RPI 51-100		RPI 101-150		RPI 150+					
22-26-0		0-9-0		0-2-0		OVERALL		3-3-0		2-1-0		17-11-0					
11-8-0		0-3-0		0-0-0		HOME		1-0-0		0-0-0		10-5-0					
6-8-0		0-1-0		0-0-0		AWAY		0-1-0		0-0-0		6-6-0					
5-10-0		0-5-0		0-2-0		NEUTRAL		2-2-0		2-1-0		1-0-0					
10-15-0		0-9-0		0-2-0		NON-CONFERENCE		3-3-0		2-1-0		5-0-0					
6-3-0		0-3-0		0-0-0		HOME		1-0-0		0-0-0		5-0-0					
0-2-0		0-1-0		0-0-		AWAY		0-1-0		0-0-0		0-0-0					
4-10-0		0-5-0		0-2-0		NEUTRAL		2-2-0		2-1-0		0-0-0					
12-11-0		0-0-0		0-0-0		CONFERENCE		0-0-0		0-0-0		12-11-0					
5-5-0		0-0-0		0-0-0		HOME		0-0-0		0-0-0		5-5-0					
6-6-0		0-0-0		0-0-0		AWAY		0-0-0		0-0-0		6-6-0					
1-0-0		0-0-0		0-0-0		NEUTRAL		0-0-0		0-0-0		1-0-0					
RPI	S	Opponent		Score		RPI	S	Opponent		Score		RPI	S	Opponent		Score	
5	H	UCLA		2	8	33	N	BYU		0	4	53	A	UNLV		3	7
5	H	UCLA		0	5	33	N	BYU		0	11	53	H	UNLV		7	1
6	N	Florida		1	13							58	N	Oregon St.		3	5
14	A	Hawaii		0	9							81	N	Troy		2	10
14	H	Hawaii		0	8							81	N	Troy		4	0
20	N	Illinois		0	8							87	N	Kent St.		12	11
23	N	DePaul		0	2												
23	N	DePaul		3	8												
24	N	North Carolina		1	5												
						LAST 10 GAMES											
						181 H Sacramento St.		8	12	184 A San Diego		2	7	209 N Cal St. Bakersfield		8	7
						181 H Sacramento St.		6	9	184 A San Diego		1	4	249 H Santa Clara		5	0
						181 H Sacramento St.		0	9	184 A San Diego		3	6	249 H Santa Clara		12	3
						181 H Sacramento St.		3	4	249 H Santa Clara		5	0	249 H Santa Clara		9	3
						184 A San Diego		5	6	249 H Santa Clara		12	3	249 H Santa Clara		6	7

Non-Div. I Games:

Loyola Marymount

Loyola Marymount

Average RPI Win: 161		WON-LOST	WINNING	LAST 10	STRENGTH OF		OPP. STRENGTH	TEAM	ADJ	CONF.	ADJ CONF.
Average RPI Loss: 61		RECORD	PCT. RANK	GAMES	SCHEDULE		OF SCHEDULE	RPI	RPI	RPI	RPI
DIV. I ONLY		16-33-0	.32653	238	2-8-0		38	61	138	.50047	133
DIV. I NON-CONF.		14-14-0	.5	137	0-1-0		102	189	117	.51167	116
TOTALS		RPI 1-25	RPI 26-50		W-L RECORDS		RPI 51-100		RPI 101-150		RPI 150+
16-33-0		0-12-0	1-5-0		OVERALL		4-9-0		1-4-0		10-3-0
5-11-0		0-4-0	1-4-0		HOME		3-2-0		0-0-0		1-1-0
4-16-0		0-7-0	0-1-0		AWAY		1-4-0		0-3-0		3-1-0
7-6-0		0-1-0	0-0-0		NEUTRAL		0-3-0		1-1-0		6-1-0
14-14-0		0-2-0	0-1-0		NON-CONFERENCE		3-4-0		1-4-0		10-3-0
3-2-0		0-1-0	0-0-0		HOME		2-0-0		0-0-0		1-1-0
4-7-0		0-1-0	0-0-0		AWAY		1-1-0		0-3-0		3-1-0
7-5-0		0-0-0	0-0-0		NEUTRAL		0-3-0		1-1-0		6-1-0
2-19-0		0-10-0	1-4-0		CONFERENCE		1-5-0		0-0-0		0-0-0
2-9-0		0-3-0	1-4-0		HOME		1-2-0		0-0-0		0-0-0
0-9-0		0-6-0	0-0-0		AWAY		0-3-0		0-0-0		0-0-0
0-1-0		0-1-0	0-0-0		NEUTRAL		0-0-0		0-0-0		0-0-0
RPI S	Opponent	Score	RPI S	Opponent	Score	RPI S	Opponent	Score	RPI S	Opponent	Score
4 A	Georgia Tech	3 11	32 H	Virginia	4 6	60 A	North Carolina St.	0 7	109 A	A&M-Corpus Christi	5 6
4 A	Georgia Tech	0 4	32 H	Virginia	2 4	60 A	North Carolina St.	3 4	109 A	A&M-Corpus Christi	1 3
4 A	Georgia Tech	0 9	32 H	Virginia	1 13	60 A	North Carolina St.	2 3	115 N	Middle Tenn.	4 6
4 N	Georgia Tech	0 8	34 A	UCF	1 2	69 H	Virginia Tech	7 6	149 A	Bethune-Cookman	2 5
21 A	Florida St.	3 11	45 H	Maryland	6 3	69 H	Virginia Tech	2 8	149 N	Bethune-Cookman	6 2
21 A	Florida St.	0 4	45 H	Maryland	1 5	69 H	Virginia Tech	5 11	160 N	Albany (NY)	4 0
21 A	Florida St.	0 6				72 N	Penn St.	1 2	166 A	Harvard	6 4
22 A	Massachusetts	1 3				73 H	Boston U.	5 0	166 A	Harvard	5 4
22 H	Massachusetts	0 6				73 H	Boston U.	2 1	166 N	Harvard	0 4
24 H	North Carolina	1 4				77 A	Stetson	3 5	167 A	Providence	1 6
24 H	North Carolina	1 4				77 A	Stetson	5 2	167 N	Providence	2 1
24 H	North Carolina	9 16				89 N	Drake	0 4	174 H	Connecticut	0 7
						97 N	Ga. Southern	2 3	182 N	Maine	5 2
									203 N	Col. of Charleston	3 1
									247 H	Central Conn. St.	8 0
									263 N	Southern U.	19 0
									264 N	Centenary (LA)	10 2
									271 A	Bryant	8 0
			LAST 10 GAMES								
	4 N	Georgia Tech	0 8	69 H	Virginia Tech	7 6					
	45 H	Maryland	6 3	69 H	Virginia Tech	5 11					
	45 H	Maryland	1 5	32 H	Virginia	2 4					
	22 A	Massachusetts	1 3	32 H	Virginia	4 6					
	69 H	Virginia Tech	2 8	32 H	Virginia	1 13					

Non-Div. I Games:

Boston College

RPI	S	Opponent	Score	
226	N	Penn	6	1
226	N	Penn	5	4
230	A	Dayton	9	0
230	A	Dayton	8	0
233	N	La Salle	3	1
241	A	Austin Peay	3	2
244	N	St. Francis (PA)	7	2
246	A	Tennessee St.	4	2
246	N	Tennessee St.	4	3
251	A	Youngstown St.	2	4
251	A	Youngstown St.	6	0
251	A	Youngstown St.	9	0
253	A	IUPUI	5	2
253	A	IUPUI	7	1
271	N	Bryant	8	4
272	N	South Dakota	4	3
272	N	South Dakota	7	0
277	H	Detroit	8	0
277	H	Detroit	6	4
277	H	Detroit	9	1

Butler

B
u
t
l
e
r

B
u
t
l
e
r

Average RPI Win: 190		WON-LOST	WINNING	LAST 10	STRENGTH OF		OPP. STRENGTH	TEAM	ADJ	CONF.	ADJ CONF.
Average RPI Loss: 121		RECORD	PCT. RANK	GAMES	SCHEDULE		OF SCHEDULE	RPI	RPI	RPI	RPI
DIV. I ONLY		33-24-0	.57895	90	8-2-0		203	164	136	.49903	135
DIV. I NON-CONF.		16-14-0	.53333	118	2-0-0		151	169	126	.50442	126
TOTALS		RPI 1-25	RPI 26-50		W-L RECORDS		RPI 51-100		RPI 101-150		RPI 150+
33-24-0		0-3-0	0-0-0		OVERALL		1-8-0		7-3-0		25-10-0
17-5-0		0-0-0	0-0-0		HOME		0-2-0		5-2-0		12-1-0
7-13-0		0-2-0	0-0-0		AWAY		1-6-0		0-0-0		6-5-0
9-6-0		0-1-0	0-0-0		NEUTRAL		0-0-0		2-1-0		7-4-0
16-14-0		0-3-0	0-0-0		NON-CONFERENCE		0-5-0		5-2-0		11-4-0
6-3-0		0-0-0	0-0-0		HOME		0-2-0		4-1-0		2-0-0
3-7-0		0-2-0	0-0-		AWAY		0-3-0		0-0-0		3-2-0
7-4-0		0-1-0	0-0-0		NEUTRAL		0-0-0		1-1-0		6-2-0
17-10-0		0-0-0	0-0-0		CONFERENCE		1-3-0		2-1-0		14-6-0
11-2-0		0-0-0	0-0-0		HOME		0-0-0		1-1-0		10-1-0
4-6-0		0-0-0	0-0-0		AWAY		1-3-0		0-0-0		3-3-0
2-2-0		0-0-0	0-0-0		NEUTRAL		0-0-0		1-0-0		1-2-0
RPI S	Opponent	Score	RPI S	Opponent	Score	RPI S	Opponent	Score	RPI S	Opponent	Score
2 A	Washington	0 3				55 A	Ball St.	3 4	119 H	Central Mich.	0 1
2 A	Washington	3 6				55 A	Ball St.	5 0	119 H	Central Mich.	8 4
21 N	Florida St.	0 4				68 A	Chattanooga	1 6	119 N	Central Mich.	5 4
						71 A	Fla. Atlantic	3 4	123 N	Rutgers	4 3
						76 A	Purdue	4 6	129 H	Wright St.	2 0
						87 A	Kent St.	1 5	129 H	Wright St.	8 0
						87 A	Kent St.	1 2	140 H	Canisius	2 3
						99 H	Western Ill.	3 5	146 H	Michigan St.	3 1
						99 H	Western Ill.	1 5	146 N	Michigan St.	0 8
									147 H	Robert Morris	6 1
									161 N	Portland St.	4 1
									161 N	Portland St.	3 6
									163 H	Ohio	4 0
									163 H	Ohio	7 2
									164 N	Tennessee Tech	4 5
									174 N	Connecticut	2 0
									176 A	Northern Ill.	2 3
									176 A	Northern Ill.	2 4
									176 N	Northern Ill.	4 5
									176 N	Northern Ill.	5 6
									189 A	Samford	1 2
									189 A	Samford	1 4
									195 H	Bowling Green	6 3
									195 H	Bowling Green	3 2
									198 N	Florida A&M	3 0
									199 H	Eastern Mich.	3 1
									199 H	Eastern Mich.	10 1
LAST 10 GAMES			LAST 10 GAMES			LAST 10 GAMES			LAST 10 GAMES		
			176 N	Northern Ill.	4 5				225 H	Akron	4 2
			119 N	Central Mich.	5 4				163 H	Ohio	7 2
			207 N	Buffalo	17 1				163 H	Ohio	4 0
			176 N	Northern Ill.	5 6				129 H	Wright St.	2 0
			225 H	Akron	2 1				129 H	Wright St.	8 0

Non-Div. I Games:

Miami (OH)

Miami (OH)

Average RPI Win: 156		WON-LOST	WINNING	LAST 10	STRENGTH OF		OPP. STRENGTH	TEAM	ADJ	CONF.	ADJ CONF.
Average RPI Loss: 112		RECORD	PCT. RANK	GAMES	SCHEDULE		OF SCHEDULE	RPI	RPI	RPI	RPI
DIV. I ONLY		27-28-0	.49091	144	9-1-0		139	122	139	.49896	136
DIV. I NON-CONF.		15-17-0	.46875	158	1-0-0		215	165	187	.46954	186
TOTALS		RPI 1-25	RPI 26-50		W-L RECORDS		RPI 51-100		RPI 101-150		RPI 150+
27-28-0		1-2-0	0-5-0		OVERALL		6-8-0		4-5-0		16-8-0
14-6-0		0-0-0	0-0-0		HOME		3-3-0		2-3-0		9-0-0
8-13-0		1-2-0	0-4-0		AWAY		2-1-0		0-1-0		5-5-0
5-9-0		0-0-0	0-1-0		NEUTRAL		1-4-0		2-1-0		2-3-0
15-17-0		0-0-0	0-2-0		NON-CONFERENCE		3-5-0		3-3-0		9-7-0
7-2-0		0-0-0	0-0-0		HOME		0-1-0		1-1-0		6-0-0
3-7-0		0-0-0	0-0-		AWAY		2-1-0		0-1-0		1-4-0
5-8-0		0-0-0	0-1-0		NEUTRAL		1-3-0		2-1-0		2-3-0
12-11-0		1-2-0	0-3-0		CONFERENCE		3-3-0		1-2-0		7-1-0
7-4-0		0-0-0	0-0-0		HOME		3-2-0		1-2-0		3-0-0
5-6-0		1-2-0	0-3-0		AWAY		0-0-0		0-0-0		4-1-0
0-1-0		0-0-0	0-0-0		NEUTRAL		0-1-0		0-0-0		0-0-0
RPI S	Opponent	Score	RPI S	Opponent	Score	RPI S	Opponent	Score	RPI S	Opponent	Score
23 A	DePaul	3 6	34 A	UCF	2 5	61 H	Syracuse	1 3	106 N	South Carolina	3 0
23 A	DePaul	2 11	38 A	Notre Dame	0 8	61 H	Syracuse	1 11	111 A	Fla. Gulf Coast	3 6
23 A	DePaul	3 2	38 A	Notre Dame	0 10	61 H	Syracuse	5 1	111 N	Fla. Gulf Coast	8 15
			38 A	Notre Dame	3 11	61 N	Syracuse	3 4	131 N	North Florida	4 2
			42 N	Radford	1 3	68 N	Chattanooga	3 1	138 H	Pittsburgh	4 6
						73 N	Boston U.	3 5	138 H	Pittsburgh	2 1
						81 N	Troy	2 4	138 H	Pittsburgh	3 5
						84 H	South Fla.	8 4	142 H	Monmouth	0 4
						84 H	South Fla.	6 1	142 H	Monmouth	2 1
						88 A	Towson	2 8	167 A	Providence	5 1
						88 A	Towson	4 1	167 A	Providence	10 7
						96 A	St. Joseph's	2 1	167 A	Providence	3 1
						96 H	St. Joseph's	1 2	174 H	Connecticut	3 1
						97 N	Ga. Southern	2 3	174 H	Connecticut	4 2
									174 H	Connecticut	4 0
									178 H	Delaware	7 3
									179 A	Seton Hall	4 3
									179 A	Seton Hall	0 1
									185 H	Drexel	5 4
									198 N	Florida A&M	0 6
									199 N	Eastern Mich.	2 3
									199 N	Eastern Mich.	5 13
									206 A	Temple	1 2
									206 A	Temple	2 3
									222 N	Toledo	10 4
									226 H	Penn	1 0
									226 H	Penn	8 0
			LAST 10 GAMES								
			61 N	Syracuse	3 4	174 H	Connecticut	4 0			
			167 A	Providence	10 7	174 H	Connecticut	3 1			
			167 A	Providence	5 1	185 H	Drexel	5 4			
			167 A	Providence	3 1	84 H	South Fla.	6 1			
			174 H	Connecticut	4 2	84 H	South Fla.	8 4			

Non-Div. I Games:

Villanova

Villanova

[illegible]

Non-Div. I Games:	Bellarmino	7	5	Bellarmino	4	1
-------------------	------------	---	---	------------	---	---

Morehead St.

More heads.
st.

1
6
:
6
1
6
8
6
1
7

Morehead St.

[illegible]

Non-Div. I Games:

Pittsburgh

RPI	S	Opponent	Score	
196	N	Minnesota	2	0
196	N	Minnesota	4	2
202	N	IPFW	5	2
208	N	Fairfield	14	1
208	N	Fairfield	4	5
244	H	St. Francis (PA)	9	0
244	H	St. Francis (PA)	4	0
251	H	Youngstown St.	6	3
251	H	Youngstown St.	5	1
257	N	Oakland	4	2

Pittsburgh

Average RPI Win:		173	WON-LOST RECORD		WINNING PCT. RANK		LAST 10 GAMES		STRENGTH OF SCHEDULE		OPP. STRENGTH OF SCHEDULE		TEAM RPI		ADJ RPI		CONF. RPI		ADJ CONF. RPI		
DIV. I ONLY			17-28-0		.37778	215	1-9-0		67		92		148		.49614		139	9		9	
DIV. I NON-CONF.			13-12-0		.52	124	0-0-0		96		108		99		.52374		102	10		10	
TOTALS		RPI 1-25		RPI 26-50		W-L RECORDS		RPI 51-100		RPI 101-150		RPI 150+									
17-28-0		0-11-0		1-3-0		OVERALL		3-1-0		2-7-0		11-6-0									
8-11-0		0-3-0		1-2-0		HOME		0-0-0		0-3-0		7-3-0									
3-10-0		0-3-0		0-0-0		AWAY		0-0-0		2-4-0		1-3-0									
6-7-0		0-5-0		0-1-0		NEUTRAL		3-1-0		0-0-0		3-0-0									
13-12-0		0-8-0		0-1-0		NON-CONFERENCE		3-1-0		0-0-0		10-2-0									
6-1-0		0-0-0		0-0-0		HOME		0-0-0		0-0-0		6-1-0									
1-4-0		0-3-0		0-0-		AWAY		0-0-0		0-0-0		1-1-0									
6-7-0		0-5-0		0-1-0		NEUTRAL		3-1-0		0-0-0		3-0-0									
4-16-0		0-3-0		1-2-0		CONFERENCE		0-0-0		2-7-0		1-4-0									
2-10-0		0-3-0		1-2-0		HOME		0-0-0		0-3-0		1-2-0									
2-6-0		0-0-0		0-0-0		AWAY		0-0-0		2-4-0		0-2-0									
0-0-0		0-0-0		0-0-0		NEUTRAL		0-0-0		0-0-0		0-0-0									
RPI	S	Opponent		Score		RPI	S	Opponent		Score		RPI	S	Opponent		Score					
2	N	Washington		0	8	31	N	Louisville		3	5	52	N	Northwestern		6	4				
7	A	Oklahoma		7	8	41	H	Fresno St.		5	8	58	N	Oregon St.		5	4				
10	N	Arizona		5	10	41	H	Fresno St.		7	5	92	N	Colorado St.		0	4				
14	H	Hawaii		0	20	41	H	Fresno St.		1	4	92	N	Colorado St.		1	0				
14	H	Hawaii		2	6									114 A Louisiana Tech		7	9				
14	H	Hawaii		2	11									114 A Louisiana Tech		1	3				
16	N	Texas A&M		4	6									114 A Louisiana Tech		3	9				
18	A	Oklahoma St.		1	7									127 A New Mexico St.		8	6				
18	N	Oklahoma St.		2	5									127 A New Mexico St.		7	2				
19	A	Stanford		2	10									127 A New Mexico St.		4	10				
20	N	Illinois		4	7									165 H St. Mary's (CA)		7	9				
														165 H St. Mary's (CA)		5	1				
														175 H Boise St.		1	8				
														175 H Boise St.		0	11				
														175 H Boise St.		9	8				
														177 A Utah St.		4	12				
														177 A Utah St.		7	11				
														180 N Iona		5	1				
														180 N Iona		6	0				
														181 A Sacramento St.		5	1				
														181 A Sacramento St.		3	4				
														181 N Sacramento St.		6	4				
								LAST 10 GAMES						267 H Southern Utah		7	1				
								175 H Boise St.		0	11			267 H Southern Utah		11	2				
								175 H Boise St.		1	8			282 H Weber St.		12	1				
								175 H Boise St.		9	8			282 H Weber St.		10	5				
								114 A Louisiana Tech		7	9			282 H Weber St.		8	0				
								114 A Louisiana Tech		1	3			127 A New Mexico St.		4	10				

Non-Div. I Games:

Nevada

Average RPI Win:	212	WON-LOST	WINNING	LAST 10	STRENGTH OF	OPP. STRENGTH	TEAM	ADJ	CONF.	ADJ CONF.		
Average RPI Loss:	135	RECORD	PCT. RANK	GAMES	SCHEDULE	OF SCHEDULE	RPI	RPI	RPI	RPI		
DIV. I ONLY		34-19-0	.64151	55	6-4-0	233	211	129	.49597	140	27	27
DIV. I NON-CONF.		19-14-0	.57576	97	1-1-0	203	187	140	.49643	146	28	28
<hr/>												
TOTALS	RPI 1-25	RPI 26-50		W-L RECORDS		RPI 51-100		RPI 101-150		RPI 150+		
34-19-0	0-3-0	0-2-0		OVERALL		2-2-0		3-3-0		29-9-0		
13-3-0	0-0-0	0-0-0		HOME		1-1-0		2-0-0		10-2-0		
16-6-0	0-0-0	0-0-0		AWAY		0-1-0		1-0-0		15-5-0		
5-10-0	0-3-0	0-2-0		NEUTRAL		1-0-0		0-3-0		4-2-0		
19-14-0	0-3-0	0-2-0		NON-CONFERENCE		2-2-0		3-3-0		14-4-0		
3-1-0	0-0-0	0-0-0		HOME		1-1-0		2-0-0		0-0-0		
11-3-0	0-0-0	0-0-		AWAY		0-1-0		1-0-0		10-2-0		
5-10-0	0-3-0	0-2-0		NEUTRAL		1-0-0		0-3-0		4-2-0		
15-5-0	0-0-0	0-0-0		CONFERENCE		0-0-0		0-0-0		15-5-0		
10-2-0	0-0-0	0-0-0		HOME		0-0-0		0-0-0		10-2-0		
5-3-0	0-0-0	0-0-0		AWAY		0-0-0		0-0-0		5-3-0		
0-0-0	0-0-0	0-0-0		NEUTRAL		0-0-0		0-0-0		0-0-0		
RPI	S	Opponent	Score	RPI	S	Opponent	Score	RPI	S	Opponent	Score	
4	N	Georgia Tech	0 9	43	N	Illinois St.	1 4	61	H	Syracuse	3 2	
23	N	DePaul	2 6	50	N	Long Island	1 5	61	H	Syracuse	3 4	
23	N	DePaul	0 8					84	A	South Fla.	1 6	
								100	N	Jacksonville	5 0	

Non-Div. I Games:

Canisius

RPI	S	Opponent	Score
232	N	George Washington	4 1
236	H	Rider	12 2
236	H	Rider	8 0
243	H	Siena	7 2
243	H	Siena	6 0
244	A	St. Francis (PA)	15 2
244	A	St. Francis (PA)	3 2
251	A	Youngstown St.	8 10
251	A	Youngstown St.	7 6
269	A	Marist	2 3
269	A	Marist	2 0
270	A	Hampton	5 1
270	A	Hampton	12 1
276	A	Norfolk St.	7 0
276	A	Norfolk St.	8 0
279	A	St. Peter's	9 1
279	A	St. Peter's	14 0

Canisius

Average RPI Win: 169		WON-LOST RECORD		WINNING PCT. RANK		LAST 10 GAMES		STRENGTH OF SCHEDULE		OPP. STRENGTH OF SCHEDULE		TEAM RPI		ADJ RPI		CONF. RPI		ADJ CONF. RPI					
DIV. I ONLY		25-30-0		.45455 173		4-6-0		100		135		144		.49572 141		11		11					
DIV. I NON-CONF.		18-17-0		.51429 135		0-0-0		109		163		114		.51432 114		13		13					
TOTALS		RPI 1-25		RPI 26-50		W-L RECORDS		RPI 51-100		RPI 101-150		RPI 150+											
25-30-0		0-3-0		1-3-0		OVERALL		4-13-0		4-4-0		16-7-0											
12-7-0		0-0-0		1-2-0		HOME		2-2-0		2-0-0		7-3-0											
6-14-0		0-3-0		0-0-0		AWAY		1-6-0		0-2-0		5-3-0											
7-9-0		0-0-0		0-1-0		NEUTRAL		1-5-0		2-2-0		4-1-0											
18-17-0		0-3-0		0-2-0		NON-CONFERENCE		2-7-0		2-2-0		14-3-0											
6-3-0		0-0-0		0-1-0		HOME		1-1-0		0-0-0		5-1-0											
5-5-0		0-3-0		0-0-		AWAY		0-1-0		0-0-0		5-1-0											
7-9-0		0-0-0		0-1-0		NEUTRAL		1-5-0		2-2-0		4-1-0											
7-13-0		0-0-0		1-1-0		CONFERENCE		2-6-0		2-2-0		2-4-0											
6-4-0		0-0-0		1-1-0		HOME		1-1-0		2-0-0		2-2-0											
1-9-0		0-0-0		0-0-0		AWAY		1-5-0		0-2-0		0-2-0											
0-0-0		0-0-0		0-0-0		NEUTRAL		0-0-0		0-0-0		0-0-0											
RPI	S	Opponent		Score		RPI	S	Opponent		Score		RPI	S	Opponent		Score		RPI	S	Opponent		Score	
4	A	Georgia Tech		2	8	28	N	Fordham		0	4	51	N	Southern Ill.		1	3	111	A	Fla. Gulf Coast		2	5
4	A	Georgia Tech		5	10	36	H	Auburn		0	4	55	N	Ball St.		9	1	111	A	Fla. Gulf Coast		3	4
21	A	Florida St.		1	2	40	H	Lipscomb		3	1	63	N	Tulsa		0	4	113	N	Southern Miss.		3	4
						40	H	Lipscomb		1	2	64	A	S.C. Upstate		0	2	113	N	Southern Miss.		1	9
												64	A	S.C. Upstate		5	4	115	N	Middle Tenn.		8	4
												65	N	Mississippi		0	11	116	N	James Madison		3	1
												66	A	Georgia St.		5	8	131	H	North Florida		4	0
												66	N	Georgia St.		2	3	131	H	North Florida		2	1
												77	A	Stetson		1	2	155	H	Campbell		0	2
												77	A	Stetson		4	5	155	H	Campbell		1	0
												95	A	Kennesaw St.		3	4	162	A	Furman		5	3
												95	A	Kennesaw St.		5	9	162	A	Furman		2	0
												97	H	Ga. Southern		0	1	164	N	Tennessee Tech		1	0
												97	H	Ga. Southern		1	0	164	N	Tennessee Tech		9	1
												99	N	Western Ill.		0	4	179	N	Seton Hall		2	6
												100	H	Jacksonville		0	5	180	N	Iona		8	0
												100	H	Jacksonville		1	0	189	A	Samford		5	0
																		189	A	Samford		0	1
																		194	A	East Tenn. St.		4	5
																		194	A	East Tenn. St.		2	5
																		198	H	Florida A&M		0	8
																		198	H	Florida A&M		11	0
																		210	N	Rhode Island		1	0
																		238	H	South Dakota St.		7	1
																		238	H	South Dakota St.		2	1
																		254	A	Alabama St.		5	1
																		254	A	Alabama St.		6	2

Non-Div. I Games:

Mercer

RPI	S	Opponent	Score	
258	H	Belmont	10	0
258	H	Belmont	1	3
280	H	Savannah St.	18	0
280	H	Savannah St.	6	0

Mercer

M
e
r
c
e
r

M
e
r
c
e
r

Average RPI Win: 206		WON-LOST	WINNING	LAST 10	STRENGTH OF		OPP. STRENGTH	TEAM	ADJ	CONF.	ADJ CONF.
Average RPI Loss: 142		RECORD	PCT. RANK	GAMES	SCHEDULE		OF SCHEDULE	RPI	RPI	RPI	RPI
DIV. I ONLY		30-18-0	.625	61	7-3-0		219	220	130	.49552	142
DIV. I NON-CONF.		13-12-0	.52	124	1-1-0		233	194	175	.47304	180
TOTALS		RPI 1-25	RPI 26-50		W-L RECORDS		RPI 51-100		RPI 101-150		RPI 150+
30-18-0		0-1-0	2-5-0		OVERALL		0-0-0		5-4-0		23-8-0
13-6-0		0-0-0	2-0-0		HOME		0-0-0		2-1-0		9-5-0
14-7-0		0-1-0	0-1-0		AWAY		0-0-0		2-3-0		12-2-0
3-5-0		0-0-0	0-4-0		NEUTRAL		0-0-0		1-0-0		2-1-0
13-12-0		0-1-0	0-3-0		NON-CONFERENCE		0-0-0		3-4-0		10-4-0
7-2-0		0-0-0	0-0-0		HOME		0-0-0		2-1-0		5-1-0
5-7-0		0-1-0	0-0-		AWAY		0-0-0		1-3-0		4-2-0
1-3-0		0-0-0	0-2-0		NEUTRAL		0-0-0		0-0-0		1-1-0
17-6-0		0-0-0	2-2-0		CONFERENCE		0-0-0		2-0-0		13-4-0
6-4-0		0-0-0	2-0-0		HOME		0-0-0		0-0-0		4-4-0
9-0-0		0-0-0	0-0-0		AWAY		0-0-0		1-0-0		8-0-0
2-2-0		0-0-0	0-2-0		NEUTRAL		0-0-0		1-0-0		1-0-0
RPI S	Opponent	Score	RPI S	Opponent	Score	RPI S	Opponent	Score	RPI S	Opponent	Score
16 A	Texas A&M	0 10	33 N	BYU	0 17				122 H	Lehigh	5 4
			33 N	BYU	6 9				122 H	Lehigh	10 4
			49 A	Houston	1 3				123 H	Rutgers	3 5
			50 H	Long Island	6 4				136 A	Villanova	1 2
			50 H	Long Island	4 1				136 A	Villanova	4 0
			50 N	Long Island	2 7				147 A	Robert Morris	13 8
			50 N	Long Island	2 6				147 N	Robert Morris	5 4
									150 A	Sam Houston St.	1 6
									150 A	Sam Houston St.	1 2
									179 A	Seton Hall	4 0
									179 A	Seton Hall	11 1
									191 H	Quinnipiac	3 4
									191 H	Quinnipiac	11 14
									191 N	Quinnipiac	6 0
									205 A	Manhattan	5 6
									205 A	Manhattan	7 5
									217 H	Sacred Heart	1 2
									217 H	Sacred Heart	1 0
									220 H	Mt. St. Mary's	3 2
									220 H	Mt. St. Mary's	6 5
									226 H	Penn	3 2
									226 H	Penn	7 2
									233 A	La Salle	12 10
									233 A	La Salle	0 1
									235 N	Northern Colo.	9 4
									235 N	Northern Colo.	2 11
									236 H	Rider	13 0
									236 H	Rider	1 2
			LAST 10 GAMES								
			50 N	Long Island	2 6	271 A	Bryant	3 2			
			147 N	Robert Morris	5 4	220 H	Mt. St. Mary's	3 2			
			50 N	Long Island	2 7	220 H	Mt. St. Mary's	6 5			
			191 N	Quinnipiac	6 0	236 H	Rider	13 0			
			271 A	Bryant	5 2	236 H	Rider	1 2			

Non-Div. I Games:

Monmouth

RPI	S	Opponent	Score	
236	H	Rider	1	2
244	A	St. Francis (PA)	9	1
244	A	St. Francis (PA)	11	1
247	A	Central Conn. St.	11	0
247	A	Central Conn. St.	11	2
255	A	Fairleigh Dickinson	2	0
255	A	Fairleigh Dickinson	4	3
261	H	Wagner	0	1
261	H	Wagner	4	3
271	A	Bryant	3	2
271	A	Bryant	5	2
279	H	St. Peter's	3	2
279	H	St. Peter's	8	0

Monmouth

M
o
n
m
o
u
t
h

M
o
n
m
o
u
t
h

Average RPI Win:	192	WON-LOST RECORD	WINNING PCT. RANK	LAST 10 GAMES	STRENGTH OF SCHEDULE	OPP. STRENGTH OF SCHEDULE	TEAM RPI	ADJ RPI	CONF. RPI	ADJ CONF. RPI							
DIV. I ONLY		33-23-0	.58929	83	7-3-0	191	198	124	.49483	143	26	26					
DIV. I NON-CONF.		16-15-0	.51613	131	1-1-0	123	120	116	.51039	120	24	24					
<hr/>																	
TOTALS	RPI 1-25	RPI 26-50		W-L RECORDS		RPI 51-100		RPI 101-150		RPI 150+							
33-23-0	0-3-0	0-3-0		OVERALL		5-7-0		6-1-0		22-9-0							
10-6-0	0-0-0	0-0-0		HOME		4-1-0		0-0-0		6-5-0							
10-12-0	0-2-0	0-2-0		AWAY		0-4-0		1-1-0		9-3-0							
13-5-0	0-1-0	0-1-0		NEUTRAL		1-2-0		5-0-0		7-1-0							
<hr/>																	
16-15-0	0-3-0	0-3-0		NON-CONFERENCE		1-6-0		6-1-0		9-2-0							
1-1-0	0-0-0	0-0-0		HOME		0-0-0		0-0-0		1-1-0							
2-9-0	0-2-0	0-0-		AWAY		0-4-0		1-1-0		1-0-0							
13-5-0	0-1-0	0-1-0		NEUTRAL		1-2-0		5-0-0		7-1-0							
<hr/>																	
17-8-0	0-0-0	0-0-0		CONFERENCE		4-1-0		0-0-0		13-7-0							
9-5-0	0-0-0	0-0-0		HOME		4-1-0		0-0-0		5-4-0							
8-3-0	0-0-0	0-0-0		AWAY		0-0-0		0-0-0		8-3-0							
0-0-0	0-0-0	0-0-0		NEUTRAL		0-0-0		0-0-0		0-0-0							
<hr/>																	
RPI	S	Opponent	Score		RPI	S	Opponent	Score		RPI	S	Opponent	Score				
10	N	Arizona	0	6	30	N	Hofstra	11	12	60	N	North Carolina St.	2	6			
16	A	Texas A&M	2	5	49	A	Houston	3	6	70	A	Creighton	4	8			
16	A	Texas A&M	0	4	49	A	Houston	3	4	70	A	Creighton	1	14			
										76	N	Purdue	3	5			
										84	A	South Fla.	1	7			
										86	N	Cal St. Northridge	3	2			
										92	A	Colorado St.	2	3			
										99	H	Western Ill.	4	2			
										99	H	Western Ill.	2	4			
										99	H	Western Ill.	3	2			
										99	H	Western Ill.	4	0			
										99	H	Western Ill.	7	4			
										103	N	Memphis	6	1			
										129	N	Wright St.	1	0			
										129	N	Wright St.	7	1			
										129	N	Wright St.	7	3			
										146	N	Michigan St.	2	1			
										150	A	Sam Houston St.	7	2			
										150	A	Sam Houston St.	1	2			
										161	N	Portland St.	2	1			
										163	N	Ohio	5	0			
										177	N	Utah St.	4	11			
										177	N	Utah St.	9	1			
										177	N	Utah St.	4	2			
										185	N	Drexel	10	3			
										202	H	IPFW	3	9			
										202	H	IPFW	4	2			
										202	H	IPFW	1	2			
										202	H	IPFW	3	4			
										211	H	UMKC	8	0			
										211	H	UMKC	10	3			
										212	A	UC Santa Barbara	2	0			
										238	A	South Dakota St.	2	6			
										238	A	South Dakota St.	6	3			
										253	A	IUPUI	4	2			
										253	A	IUPUI	3	9			
										253	A	IUPUI	2	9			
										257	A	Oakland	6	0			
										257	A	Oakland	3	0			
<hr/>																	
LAST 10 GAMES																	
99 H Western Ill.					3	2	211 H UMKC					10	3	253 A IUPUI		4	2
99 H Western Ill.					4	0	211 H UMKC					8	0	253 A IUPUI		3	9
202 H IPFW					4	2	272 H South Dakota					3	0	253 A IUPUI		2	9
238 A South Dakota St.					2	6	272 H South Dakota					0	1	257 A Oakland		6	0
238 A South Dakota St.					6	3	267 H Southern Utah					2	3	257 A Oakland		3	0

Non-Div. I Games:

North Dakota St.




RPI	S	Opponent	Score	
257	A	Oakland	4	0
259	N	Utah Valley	7	3
259	N	Utah Valley	12	6
264	A	Centenary (LA)	4	2
264	A	Centenary (LA)	11	3
264	A	Centenary (LA)	7	2
267	H	Southern Utah	7	0
267	H	Southern Utah	2	3
267	H	Southern Utah	8	0
272	H	South Dakota	3	0
272	H	South Dakota	0	1

North Dakota St.

N
o
r
t
h
D
a
k
o
t
a
S
t
.

N
o
r
t
h
D
a
k
o
t
a
S
t
.

Non-Div. I Games:

 Tie,  Loss,  Non-Conf, S Site, H Home, A Away, N Neutral Page 214

RPI	S	Opponent	Score	
262	H	Houston Baptist	5	2

UTSA

U
T
S
A

U
T
S
A

Average RPI Win: 148		WON-LOST	WINNING	LAST 10	STRENGTH OF		OPP. STRENGTH	TEAM	ADJ	CONF.	ADJ CONF.
Average RPI Loss: 97		RECORD	PCT. RANK	GAMES	SCHEDULE		OF SCHEDULE	RPI	RPI	RPI	RPI
DIV. I ONLY		22-31-0	.41509	193	6-4-0		91	112	154	.49385	145
DIV. I NON-CONF.		11-16-0	.40741	187	1-1-0		69	93	132	.50368	131
TOTALS		RPI 1-25	RPI 26-50		W-L RECORDS		RPI 51-100		RPI 101-150		RPI 150+
22-31-0		0-4-0	1-4-0		OVERALL		6-12-0		4-3-0		11-8-0
6-9-0		0-1-0	0-0-0		HOME		1-6-0		2-1-0		3-1-0
12-16-0		0-3-0	1-3-0		AWAY		5-3-0		2-1-0		4-6-0
4-6-0		0-0-0	0-1-0		NEUTRAL		0-3-0		0-1-0		4-1-0
11-16-0		0-4-0	1-2-0		NON-CONFERENCE		2-5-0		4-2-0		4-3-0
2-2-0		0-1-0	0-0-0		HOME		0-1-0		2-0-0		0-0-0
5-9-0		0-3-0	1-0-		AWAY		2-2-0		2-1-0		0-2-0
4-5-0		0-0-0	0-1-0		NEUTRAL		0-2-0		0-1-0		4-1-0
11-15-0		0-0-0	0-2-0		CONFERENCE		4-7-0		0-1-0		7-5-0
4-7-0		0-0-0	0-0-0		HOME		1-5-0		0-1-0		3-1-0
7-7-0		0-0-0	0-2-0		AWAY		3-1-0		0-0-0		4-4-0
0-1-0		0-0-0	0-0-0		NEUTRAL		0-1-0		0-0-0		0-0-0
RPI S	Opponent	Score	RPI S	Opponent	Score	RPI S	Opponent	Score	RPI S	Opponent	Score
9 A	Missouri	0 8	43 A	Illinois St.	2 10	51 H	Southern Ill.	5 2	103 A	Memphis	2 11
9 A	Missouri	1 6	43 A	Illinois St.	1 9	51 H	Southern Ill.	4 9	103 A	Memphis	4 1
18 A	Oklahoma St.	0 1	44 A	Texas Tech	5 2	51 H	Southern Ill.	1 3	105 A	Texas-Arlington	3 2
18 H	Oklahoma St.	0 2	44 A	Texas Tech	0 8	59 H	Baylor	0 8	105 H	Texas-Arlington	1 0
			44 N	Texas Tech	1 2	63 A	Tulsa	6 4	105 N	Texas-Arlington	1 3
						63 A	Tulsa	0 7	110 H	UNI	3 5
						63 N	Tulsa	5 8	123 H	Rutgers	6 3
						70 H	Creighton	1 5	172 A	Missouri St.	5 1
						70 H	Creighton	0 12	172 A	Missouri St.	5 3
						70 H	Creighton	6 8	172 H	Missouri St.	0 1
						70 N	Creighton	4 5	175 N	Boise St.	3 4
						75 N	UTEP	0 2	175 N	Boise St.	7 1
						89 A	Drake	7 6	200 H	Bradley	9 7
						89 A	Drake	0 8	200 H	Bradley	5 1
						89 A	Drake	1 0	200 H	Bradley	3 2
						89 A	Drake	6 1	204 N	Central Ark.	9 1
						90 A	Kansas	4 1	211 A	UMKC	0 4
						90 A	Kansas	2 9	211 A	UMKC	1 2
									214 A	Evansville	2 3
									214 A	Evansville	1 3
									214 A	Evansville	7 4
									215 A	Indiana St.	0 1
									215 A	Indiana St.	2 3
									215 A	Indiana St.	2 0
									274 N	Texas Southern	8 5
									287 N	Prairie View	11 0
			LAST 10 GAMES								
			70 N	Creighton	4 5	200 H	Bradley	3 2			
			89 A	Drake	7 6	200 H	Bradley	9 7			
			215 A	Indiana St.	0 1	200 H	Bradley	5 1			
			215 A	Indiana St.	2 0	90 A	Kansas	2 9			
			215 A	Indiana St.	2 3	90 A	Kansas	4 1			

Non-Div. I Games:

Wichita St.

[illegible]

Non-Div. I Games:

Michigan St.

Average RPI Win: 218		WON-LOST RECORD		WINNING PCT. RANK		LAST 10 GAMES		STRENGTH OF SCHEDULE		OPP. STRENGTH OF SCHEDULE		TEAM RPI		ADJ RPI		CONF. RPI		ADJ CONF. RPI	
DIV. I ONLY		28-20-0		.58333 89		5-5-0		194		240		143		.49183 147		24		24	
DIV. I NON-CONF.		14-12-0		.53846 117		2-1-0		165		226		146		.49676 145		26		25	
TOTALS		RPI 1-25		RPI 26-50		W-L RECORDS		RPI 51-100		RPI 101-150		RPI 150+							
28-20-0		0-1-0		0-4-0		OVERALL		1-2-0		3-8-0		24-5-0							
10-4-0		0-0-0		0-0-0		HOME		0-1-0		0-1-0		10-2-0							
11-7-0		0-0-0		0-2-0		AWAY		1-0-0		1-4-0		9-1-0							
7-9-0		0-1-0		0-2-0		NEUTRAL		0-1-0		2-3-0		5-2-0							
14-12-0		0-1-0		0-1-0		NON-CONFERENCE		1-2-0		3-6-0		10-2-0							
4-1-0		0-0-0		0-0-0		HOME		0-1-0		0-0-0		4-0-0							
4-4-0		0-0-0		0-0-		AWAY		1-0-0		1-4-0		2-0-0							
6-7-0		0-1-0		0-1-0		NEUTRAL		0-1-0		2-2-0		4-2-0							
14-8-0		0-0-0		0-3-0		CONFERENCE		0-0-0		0-2-0		14-3-0							
6-3-0		0-0-0		0-0-0		HOME		0-0-0		0-1-0		6-2-0							
7-3-0		0-0-0		0-2-0		AWAY		0-0-0		0-0-0		7-1-0							
1-2-0		0-0-0		0-1-0		NEUTRAL		0-0-0		0-1-0		1-0-0							
RPI	S	Opponent		Score		RPI	S	Opponent		Score		RPI	S	Opponent		Score			
22	N	Massachusetts		1	6	46	N	FIU		6	7	73	N	Boston U.		5	8		
						50	A	Long Island		3	4	87	A	Kent St.		7	3		
						50	A	Long Island		1	10	93	H	Cleveland St.		1	6		
						50	N	Long Island		0	9								

Non-Div. I Games:

Robert Morris

RPI	S	Opponent	Score	
233	N	La Salle	3	2
244	H	St. Francis (PA)	7	1
244	H	St. Francis (PA)	3	0
247	H	Central Conn. St.	7	6
247	H	Central Conn. St.	3	11
251	H	Youngstown St.	4	3
251	H	Youngstown St.	3	2
255	H	Fairleigh Dickinson	17	1
255	H	Fairleigh Dickinson	9	1
261	A	Wagner	5	1
261	A	Wagner	8	7
271	H	Bryant	3	4
271	H	Bryant	2	1

Robert Morris

R
o
b
e
r
t
M
o
r
r
i
s

R
o
b
e
r
t
M
o
r
r
i
s

Average RPI Win:	214	WON-LOST	WINNING	LAST 10	STRENGTH OF	OPP. STRENGTH	TEAM	ADJ	CONF.	ADJ CONF.	
Average RPI Loss:	118	RECORD	PCT. RANK	GAMES	SCHEDULE	OF SCHEDULE	RPI	RPI	RPI	RPI	
DIV. I ONLY	35-21-0	.625	61	5-5-0	252	206	153	.49146	148	21	21
DIV. I NON-CONF.	20-10-0	.66667	52	0-0-0	274	210	160	.48622	159	22	22
<hr/>											
TOTALS	RPI 1-25	RPI 26-50		W-L RECORDS		RPI 51-100		RPI 101-150		RPI 150+	
35-21-0	0-0-0	0-2-0		OVERALL		1-7-0		2-7-0		32-5-0	
12-1-0	0-0-0	0-0-0		HOME		0-0-0		1-1-0		11-0-0	
8-17-0	0-0-0	0-2-0		AWAY		1-7-0		1-5-0		6-3-0	
15-3-0	0-0-0	0-0-0		NEUTRAL		0-0-0		0-1-0		15-2-0	
<hr/>											
20-10-0	0-0-0	0-2-0		NON-CONFERENCE		1-3-0		1-2-0		18-3-0	
4-0-0	0-0-0	0-0-0		HOME		0-0-0		0-0-0		4-0-0	
4-8-0	0-0-0	0-0-		AWAY		1-3-0		1-2-0		2-1-0	
12-2-0	0-0-0	0-0-0		NEUTRAL		0-0-0		0-0-0		12-2-0	
<hr/>											
15-11-0	0-0-0	0-0-0		CONFERENCE		0-4-0		1-5-0		14-2-0	
8-1-0	0-0-0	0-0-0		HOME		0-0-0		1-1-0		7-0-0	
4-9-0	0-0-0	0-0-0		AWAY		0-4-0		0-3-0		4-2-0	
3-1-0	0-0-0	0-0-0		NEUTRAL		0-0-0		0-1-0		3-0-0	
<hr/>											
RPI	S	Opponent	Score	RPI	S	Opponent	Score	RPI	S	Opponent	Score
				36	A	Auburn	3 6	76	A	Purdue	0 9
				38	A	Notre Dame	6 7	76	A	Purdue	3 5
								90	A	Kansas	6 5
								90	A	Kansas	5 6
								93	A	Cleveland St.	1 5
								93	A	Cleveland St.	0 1
								93	A	Cleveland St.	0 7
								93	A	Cleveland St.	2 3
			</								

Non-Div. I Games:

Valparaiso

RPI	S	Opponent	Score	
230	N	Dayton	4	1
230	N	Dayton	2	1
244	N	St. Francis (PA)	6	1
246	A	Tennessee St.	4	3
246	N	Tennessee St.	8	0
251	H	Youngstown St.	8	0
251	H	Youngstown St.	4	1
251	H	Youngstown St.	9	8
252	N	Holy Cross	8	0
252	N	Holy Cross	7	5
253	H	IUPUI	4	0
253	H	IUPUI	2	1
254	N	Alabama St.	5	0
272	N	South Dakota	4	3
275	N	North Dakota	9	1
277	A	Detroit	10	0
277	A	Detroit	16	1
277	A	Detroit	18	2
289	N	Alabama A&M	14	1

Valparaiso

V
a
l
p
a
r
a
i
s
o

V
a
l
p
a
r
a
i
s
o

Average RPI Win: 200		WON-LOST	WINNING	LAST 10	STRENGTH OF		OPP. STRENGTH	TEAM	ADJ	CONF.	ADJ CONF.				
Average RPI Loss: 134		RECORD	PCT. RANK	GAMES	SCHEDULE		OF SCHEDULE	RPI	RPI	RPI	RPI				
DIV. I ONLY		32-22-0	.59259	78	9-1-0		197	232	142	.49032	149	30	30		
DIV. I NON-CONF.		19-19-0	.5	137	0-0-0		185	176	157	.48642	158	30	30		
TOTALS		RPI 1-25	RPI 26-50		W-L RECORDS		RPI 51-100		RPI 101-150		RPI 150+				
32-22-0		0-0-0	0-4-0		OVERALL		4-6-0		4-3-0		24-9-0				
13-5-0		0-0-0	0-0-0		HOME		2-0-0		2-0-0		9-3-0				
9-8-0		0-0-0	0-3-0		AWAY		2-3-0		0-0-0		7-2-0				
10-9-0		0-0-0	0-1-0		NEUTRAL		0-1-0		2-3-0		8-4-0				
19-19-0		0-0-0	0-4-0		NON-CONFERENCE		4-6-0		4-3-0		11-6-0				
8-4-0		0-0-0	0-0-0		HOME		2-2-0		2-0-0		4-2-0				
5-6-0		0-0-0	0-0-		AWAY		2-3-0		0-0-0		3-0-0				
6-9-0		0-0-0	0-1-0		NEUTRAL		0-1-0		2-3-0		4-4-0				
13-3-0		0-0-0	0-0-0		CONFERENCE		0-0-0		0-0-0		13-3-0				
5-1-0		0-0-0	0-0-0		HOME		0-0-0		0-0-0		5-1-0				
4-2-0		0-0-0	0-0-0		AWAY		0-0-0		0-0-0		4-2-0				
4-0-0		0-0-0	0-0-0		NEUTRAL		0-0-0		0-0-0		4-0-0				
RPI	S	Opponent	Score	RPI	S	Opponent	Score	RPI	S	Opponent	Score	RPI	S	Opponent	Score
				34	A	UCF	4 7	69	N	Virginia Tech	3 14	111	N	Fla. Gulf Coast	3 1
				46	A	FIU	1 15	77	A	Stetson	3 2	125	N	UNC Greensboro	3 5
				46	A	FIU	2 3	77	A	Stetson	3 10	128	N	Appalachian St.	2 0
				50	N	Long Island	1 4	82	H	Cornell	9 6	128	N	Appalachian St.	2 7
								82	H	Cornell	3 8	131	H	North Florida	6 3
								88	H	Towson	5 4	133	H	Boston College	5 2
								88	H	Towson	2 3	133	N	Boston College	2 6
								100	A	Jacksonville	0 2	160	N	Albany (NY)	2 1
								100	A	Jacksonville	5 3	160	N	Albany (NY)	1 6
								100	A	Jacksonville	0 2	167	H	Providence	3 1
												167	H	Providence	4 9
												168	N	Wisconsin	0 9
												174	N	Connecticut	5 6
												182	N	Maine	4 8
												182	N	Maine	4 1
												185	N	Drexel	5 1
												198	A	Florida A&M	5 2
												198	A	Florida A&M	8 0
												198	A	Florida A&M	1 4
												198	N	Florida A&M	10 2
												206	H	Temple	2 1
												206	H	Temple	8 4
												221	H	N.C. A&T	3 0
												221	H	N.C. A&T	2 1
												221	H	N.C. A&T	2 1
												221	N	N.C. A&T	3 0
												221	N	N.C. A&T	7 3
LAST 10 GAMES				221	N	N.C. A&T	7 3	221	H	N.C. A&T	3 0	221	H	N.C. A&T	3 0
				221	N	N.C. A&T	3 0	221	H	N.C. A&T	2 1	221	H	N.C. A&T	2 1
				198	N	Florida A&M	10 2	198	A	Florida A&M	1 4	221	H	N.C. A&T	2 1
				270	N	Hampton	8 0	198	A	Florida A&M	8 0	221	N	N.C. A&T	3 0
				221	H	N.C. A&T	2 1	198	A	Florida A&M	5 2	221	N	N.C. A&T	7 3

Non-Div. I Games:

Bethune-Cookman

RPI	S	Opponent	Score	
245	N	Yale	2	1
254	H	Alabama St.	5	6
254	H	Alabama St.	9	1
270	N	Hampton	8	0
276	A	Norfolk St.	5	3
276	A	Norfolk St.	7	0
276	A	Norfolk St.	1	3
281	A	Winston-Salem	5	2
281	A	Winston-Salem	6	0
281	A	Winston-Salem	4	2
285	H	South Carolina St.	9	5
285	H	South Carolina St.	2	4
285	H	South Carolina St.	11	2

Bethune-Cookman

B
e
t
h
u
n
e
-
C
o
o
k
m
a
n

B
e
t
h
u
n
e
-
C
o
o
k
m
a
n

[illegible]

Non-Div. I Games:

Sam Houston St.

RPI	S	Opponent	Score	
274	H	Texas Southern	8	0

Sam Houston St.

S
a
m
H
o
u
s
t
o
n
S
t
.

S
a
m
H
o
u
s
t
o
n
S
t
.

Average RPI Win:		173	WON-LOST RECORD		WINNING PCT. RANK		LAST 10 GAMES		STRENGTH OF SCHEDULE		OPP. STRENGTH OF SCHEDULE		TEAM RPI		ADJ RPI		CONF. RPI		ADJ CONF. RPI	
DIV. I ONLY			22-35-0		.38596 209		5-5-0		75		147		158		.48943 151		21		21	
DIV. I NON-CONF.			7-24-0		.22581 248		0-0-0		54		34		194		.46933 187		22		22	
TOTALS		RPI 1-25		RPI 26-50		W-L RECORDS		RPI 51-100		RPI 101-150		RPI 150+								
22-35-0		0-7-0		0-2-0		OVERALL		5-9-0		5-11-0		12-6-0								
7-4-0		0-0-0		0-0-0		HOME		1-1-0		3-3-0		3-0-0								
9-15-0		0-2-0		0-1-0		AWAY		1-4-0		1-4-0		7-4-0								
6-16-0		0-5-0		0-1-0		NEUTRAL		3-4-0		1-4-0		2-2-0								
7-24-0		0-7-0		0-2-0		NON-CONFERENCE		4-7-0		1-4-0		2-4-0								
1-1-0		0-0-0		0-0-0		HOME		1-1-0		0-0-0		0-0-0								
0-9-0		0-2-0		0-0-		AWAY		0-2-0		0-2-0		0-2-0								
6-14-0		0-5-0		0-1-0		NEUTRAL		3-4-0		1-2-0		2-2-0								
15-11-0		0-0-0		0-0-0		CONFERENCE		1-2-0		4-7-0		10-2-0								
6-3-0		0-0-0		0-0-0		HOME		0-0-0		3-3-0		3-0-0								
9-6-0		0-0-0		0-0-0		AWAY		1-2-0		1-2-0		7-2-0								
0-2-0		0-0-0		0-0-0		NEUTRAL		0-0-0		0-2-0		0-0-0								
RPI	S	Opponent		Score		RPI	S	Opponent		Score		RPI	S	Opponent		Score				
10	A	Arizona		0	8	33	N	BYU		1	3	51	A	Southern Ill.		0	7			
13	N	California		1	8	46	A	FIU		1	2	51	N	Southern Ill.		9	1			
16	N	Texas A&M		0	5							52	A	Northwestern		1	6			
22	N	Massachusetts		0	5							58	N	Oregon St.		4	9			
22	N	Massachusetts		4	5							60	N	North Carolina St.		3	1			
23	A	DePaul		0	3							70	N	Creighton		6	3			
25	N	Oregon		5	6							90	N	Kansas		3	4			
												90	N	Kansas		5	7			
												93	A	Cleveland St.		12	0			
												93	A	Cleveland St.		3	4			
												93	A	Cleveland St.		1	6			
												99	H	Western Ill.		3	1			
												99	H	Western Ill.		3	6			
												99	N	Western Ill.		1	3			
														</						

RPI	S	Opponent	Score	
235	N	Northern Colo.	3	0
251	A	Youngstown St.	11	1
251	A	Youngstown St.	8	0
251	A	Youngstown St.	5	4
277	A	Detroit	14	0
277	A	Detroit	12	0
277	A	Detroit	12	3

Ill.-Chicago

I
l
l
.
-
C
h
i
c
a
g
o

I
l
l
.
-
C
h
i
c
a
g
o

[illegible]

Non-Div. I Games:

St. Louis

RPI	S	Opponent	Score	
231	A	St. Bonaventure	0	1
232	H	George Washington	5	0
232	H	George Washington	3	0
233	A	La Salle	2	8
233	A	La Salle	1	0
237	A	Southeastern La.	3	1
251	N	Youngstown St.	3	5
272	N	South Dakota	18	1
277	N	Detroit	8	2
278	N	Jackson St.	6	2
283	N	Grambling	1	0

St. Louis

S
t
.
L
o
u
i
s

S
t
.
L
o
u
i
s

Average RPI Win:	203	WON-LOST	WINNING	LAST 10	STRENGTH OF	OPP. STRENGTH	TEAM	ADJ	CONF.	ADJ CONF.	
Average RPI Loss:	143	RECORD	PCT. RANK	GAMES	SCHEDULE	OF SCHEDULE	RPI	RPI	RPI	RPI	
DIV. I ONLY	24-19-0	.55814	97	3-7-0	189	222	149	.48912	153	19	19
DIV. I NON-CONF.	16-9-0	.64	70	1-3-0	234	257	139	.49521	150	20	20
<hr/>											
TOTALS	RPI 1-25	RPI 26-50		W-L RECORDS		RPI 51-100		RPI 101-150		RPI 150+	
24-19-0	0-0-0	0-1-0		OVERALL		1-6-0		3-2-0		20-10-0	
11-7-0	0-0-0	0-0-0		HOME		0-3-0		2-1-0		9-3-0	
7-10-0	0-0-0	0-1-0		AWAY		1-3-0		0-0-0		6-6-0	
6-2-0	0-0-0	0-0-0		NEUTRAL		0-0-0		1-1-0		5-1-0	
16-9-0	0-0-0	0-1-0		NON-CONFERENCE		1-3-0		1-1-0		14-4-0	
4-5-0	0-0-0	0-0-0		HOME		0-3-0		0-0-0		4-2-0	
6-2-0	0-0-0	0-0-		AWAY		1-0-0		0-0-0		5-1-0	
6-2-0	0-0-0	0-0-0		NEUTRAL		0-0-0		1-1-0		5-1-0	
8-10-0	0-0-0	0-0-0		CONFERENCE		0-3-0		2-1-0		6-6-0	
7-2-0	0-0-0	0-0-0		HOME		0-0-0		2-1-0		5-1-0	
1-8-0	0-0-0	0-0-0		AWAY		0-3-0		0-0-0		1-5-0	
0-0-0	0-0-0	0-0-0		NEUTRAL		0-0-0		0-0-0		0-0-0	
RPI S	Opponent	Score	RPI S	Opponent	Score	RPI S	Opponent	Score	RPI S	Opponent	Score
			40 A	Lipscomb	4 5	73 A	Boston U.	1 3	107 H	Stony Brook	5 4
						73 A	Boston U.	6 7	107 H	Stony Brook	3 4
						73 A	Boston U.	3 7	107 H	Stony Brook	4 1
						82 H	Cornell	5 7	140 N	Canisius	2 3
						82 H	Cornell	2 7	140 N	Canisius	1 0
						97 A	Ga. Southern	6 4	159 N	Army	5 3
						97 H	Ga. Southern	4 6	160 A	Albany (NY)	6 4
									160 A	Albany (NY)	4 5
									160 A	Albany (NY)	5 6
									170 H	UMBC	1 6
									170 H	UMBC	7 5
									170 H	UMBC	10 5
									182 A	Maine	0 4
									182 A	Maine	0 4
									182 A	Maine	2 3
									197 H	Niagara	8 0
									197 H	Niagara	2 9
									210 N	Rhode Island	3 1
									218 A	Colgate	8 1
									218 A	Colgate	8 5
									229 H	Hartford	14 3
									229 H	Hartford	9 0
									229 H	Hartford	8 7
									231 H	St. Bonaventure	7 5
									231 H	St. Bonaventure	6 8
									231 H	St. Bonaventure	6 8
									232 A	George Washington	2 4
									234 A	Delaware St.	2 1
				</							

Non-Div. I Games:

Binghamton

Binghamton

Average RPI Win:		180	WON-LOST RECORD		WINNING PCT. RANK	LAST 10 GAMES		STRENGTH OF SCHEDULE		OPP. STRENGTH OF SCHEDULE	TEAM RPI	ADJ RPI	CONF. RPI	ADJ CONF. RPI			
Average RPI Loss:		123															
DIV. I ONLY			24-27-0		.47059	159		115		191	151	.48836	154	22	22		
DIV. I NON-CONF.			10-15-0		.4	190		84		170	153	.49177	153	21	21		
TOTALS		RPI 1-25		RPI 26-50		W-L RECORDS		RPI 51-100		RPI 101-150		RPI 150+					
24-27-0		0-1-0		0-2-0		OVERALL		5-9-0		1-8-0		18-7-0					
10-4-0		0-0-0		0-0-0		HOME		0-0-0		0-0-0		10-4-0					
7-18-0		0-1-0		0-1-0		AWAY		3-8-0		0-7-0		4-1-0					
7-5-0		0-0-0		0-1-0		NEUTRAL		2-1-0		1-1-0		4-2-0					
10-15-0		0-1-0		0-2-0		NON-CONFERENCE		3-5-0		0-5-0		7-2-0					
2-0-0		0-0-0		0-0-0		HOME		0-0-0		0-0-0		2-0-0					
3-11-0		0-1-0		0-0-		AWAY		1-4-0		0-4-0		2-1-0					
5-4-0		0-0-0		0-1-0		NEUTRAL		2-1-0		0-1-0		3-1-0					
14-12-0		0-0-0		0-0-0		CONFERENCE		2-4-0		1-3-0		11-5-0					
8-4-0		0-0-0		0-0-0		HOME		0-0-0		0-0-0		8-4-0					
4-7-0		0-0-0		0-0-0		AWAY		2-4-0		0-3-0		2-0-0					
2-1-0		0-0-0		0-0-0		NEUTRAL		0-0-0		1-0-0		1-1-0					
RPI	S	Opponent		Score		RPI	S	Opponent		Score		RPI	S	Opponent		Score	
20	A	Illinois		0 8		29	N	La.-Lafayette		0 11		63	A	Tulsa		2 11	
						47	A	Arkansas		1 9		66	A	Georgia St.		1 4	
												66	A	Georgia St.		6 2	
												67	N	Iowa St.		5 3	
												68	A	Chattanooga		2 3	
												68	A	Chattanooga		4 12	
												79	A	UT Martin		2 3	
												79	A	UT Martin		4 7	
												79	A	UT Martin		1 3	
												79	A	UT Martin		1 4	
												80	A	Jacksonville St.		3 1	
												80	A	Jacksonville St.		6 4	
												89	N	Drake		0 3	
												91	N	Texas St.		4 1	

Non-Div. I Games:

Eastern Ill.

RPI	S	Opponent	Score	
240	H	Murray St.	3	6
240	H	Murray St.	1	7
240	N	Murray St.	5	4
241	H	Austin Peay	7	0
241	H	Austin Peay	3	5
253	H	IUPUI	4	3
253	H	IUPUI	5	1

Eastern Ill.

E
a
s
t
e
r
n
I
l
l
.

E
a
s
t
e
r
n
I
l
l
.

Average RPI Win: 180		WON-LOST	WINNING	LAST 10	STRENGTH OF		OPP. STRENGTH	TEAM	ADJ	CONF.	ADJ CONF.
Average RPI Loss: 80		RECORD	PCT. RANK	GAMES	SCHEDULE		OF SCHEDULE	RPI	RPI	RPI	RPI
DIV. I ONLY		23-31-1	.42727	187	5-5-0		112	125	157	.4874	155
DIV. I NON-CONF.		13-19-1	.40909	186	0-0-0		141	147	173	.47662	173
TOTALS		RPI 1-25	RPI 26-50		W-L RECORDS		RPI 51-100		RPI 101-150		RPI 150+
23-31-1		1-6-0	0-4-0		OVERALL		5-13-0		4-6-1		13-2-0
13-9-0		0-0-0	0-2-0		HOME		3-5-0		3-1-0		7-1-0
8-14-1		1-6-0	0-0-0		AWAY		1-3-0		1-4-1		5-1-0
2-8-0		0-0-0	0-2-0		NEUTRAL		1-5-0		0-1-0		1-0-0
13-19-1		1-6-0	0-1-0		NON-CONFERENCE		2-7-0		1-3-1		9-2-0
5-5-0		0-0-0	0-0-0		HOME		1-3-0		1-1-0		3-1-0
6-8-1		1-6-0	0-0-		AWAY		0-0-0		0-1-1		5-1-0
2-6-0		0-0-0	0-1-0		NEUTRAL		1-4-0		0-1-0		1-0-0
10-12-0		0-0-0	0-3-0		CONFERENCE		3-6-0		3-3-0		4-0-0
8-4-0		0-0-0	0-2-0		HOME		2-2-0		2-0-0		4-0-0
2-6-0		0-0-0	0-0-0		AWAY		1-3-0		1-3-0		0-0-0
0-2-0		0-0-0	0-1-0		NEUTRAL		0-1-0		0-0-0		0-0-0
RPI S	Opponent	Score	RPI S	Opponent	Score	RPI S	Opponent	Score	RPI S	Opponent	Score
6 A	Florida	0 7	35 N	East Carolina	2 7	60 H	North Carolina St.	0 3	101 N	Marshall	3 5
8 A	LSU	0 8	40 H	Lipscomb	1 4	60 H	North Carolina St.	4 3	111 A	Fla. Gulf Coast	2 7
8 A	LSU	1 2	40 H	Lipscomb	0 2	61 N	Syracuse	5 7	111 A	Fla. Gulf Coast	5 7
17 A	Tennessee	0 9	40 N	Lipscomb	1 4	64 H	S.C. Upstate	0 1	126 A	Charleston So.	6 10
17 A	Tennessee	6 9				64 H	S.C. Upstate	2 1	126 A	Charleston So.	2 2
24 A	North Carolina	6 4				77 A	Stetson	1 2	126 H	Charleston So.	2 9
24 A	North Carolina	2 5				77 A	Stetson	0 6	126 H	Charleston So.	7 1
						78 N	Liberty	10 4	131 H	North Florida	3 1
						85 H	Elon	6 8	131 H	North Florida	3 1
						85 H	Elon	2 5	141 A	Mercer	2 0
						90 N	Kansas	1 2	141 A	Mercer	0 1
						95 A	Kennesaw St.	0 8	164 N	Tennessee Tech	4 0
						95 A	Kennesaw St.	5 1	194 H	East Tenn. St.	5 1
						98 N	South Ala.	5 6	194 H	East Tenn. St.	8 0
						98 N	South Ala.	0 2	203 A	Col. of Charleston	7 8
						100 H	Jacksonville	0 2	203 A	Col. of Charleston	7 5
						100 H	Jacksonville	3 0	250 H	UNC Wilmington	2 3
						100 N	Jacksonville	0 1	250 H	UNC Wilmington	8 0
									258 H	Belmont	4 2
									258 H	Belmont	2 0
									270 H	Hampton	4 1
									270 H	Hampton	6 2
									281 A	Winston-Salem	8 0
									281 A	Winston-Salem	8 1
									286 A	N.C. Central	11 2
									286 A	N.C. Central	11 2
LAST 10 GAMES			LAST 10 GAMES			LAST 10 GAMES			LAST 10 GAMES		
100 N	Jacksonville	0 1	258 H	Belmont	4 2	100 N	Jacksonville	0 1	258 H	Belmont	4 2
40 N	Lipscomb	1 4	40 H	Lipscomb	0 2	40 N	Lipscomb	0 2	40 H	Lipscomb	0 2
64 H	S.C. Upstate	0 1	40 H	Lipscomb	1 4	64 H	S.C. Upstate	0 1	40 H	Lipscomb	1 4
64 H	S.C. Upstate	2 1	194 H	East Tenn. St.	8 0	64 H	S.C. Upstate	2 1	194 H	East Tenn. St.	8 0
258 H	Belmont	2 0	194 H	East Tenn. St.	5 1	258 H	Belmont	2 0	194 H	East Tenn. St.	5 1

Non-Div. I Games:

Campbell

P
a
c
i
f
i
c

Pacific					Through Games Of Sunday, May 16									
Average RPI Win:		155	WON-LOST	WINNING	LAST 10	STRENGTH OF	OPP. STRENGTH	TEAM	ADJ	CONF.	ADJ CONF.			
Average RPI Loss:		100	RECORD	PCT. RANK	GAMES	SCHEDULE	OF SCHEDULE	RPI	RPI	RPI	RPI			
DIV. I ONLY			24-30-0	.44444	179	5-5-0	151	84	159	.48734	156	16	16	
DIV. I NON-CONF.			14-19-0	.42424	179	0-0-0	80	74	125	.50482	125	11	11	
TOTALS		RPI 1-25	RPI 26-50		W-L RECORDS		RPI 51-100		RPI 101-150		RPI 150+			
24-30-0		1-6-0	1-3-0		OVERALL		2-7-0		5-5-0		15-9-0			
11-12-0		0-0-0	0-0-0		HOME		0-3-0		3-4-0		8-5-0			
7-7-0		0-3-0	0-2-0		AWAY		0-0-0		2-1-0		5-1-0			
6-11-0		1-3-0	1-1-0		NEUTRAL		2-4-0		0-0-0		2-3-0			
14-19-0		1-6-0	1-3-0		NON-CONFERENCE		2-4-0		1-0-0		9-6-0			
8-3-0		0-0-0	0-0-0		HOME		0-0-0		1-0-0		7-3-0			
0-5-0		0-3-0	0-0-		AWAY		0-0-0		0-0-0		0-0-0			
6-11-0		1-3-0	1-1-0		NEUTRAL		2-4-0		0-0-0		2-3-0			
10-11-0		0-0-0	0-0-0		CONFERENCE		0-3-0		4-5-0		6-3-0			
3-9-0		0-0-0	0-0-0		HOME		0-3-0		2-4-0		1-2-0			
7-2-0		0-0-0	0-0-0		AWAY		0-0-0		2-1-0		5-1-0			
0-0-0		0-0-0	0-0-0		NEUTRAL		0-0-0		0-0-0		0-0-0			
RPI	S	Opponent	Score		RPI	S	Opponent	Score		RPI	S	Opponent	Score	
6	N	Florida	3	12	33	N	BYU	4	2	52	N	Northwestern	4	2
7	N	Oklahoma	0	9	33	N	BYU	1	3	52	N	Northwestern	2	1
13	A	California	0	8	41	A	Fresno St.	0	1	54	N	Nebraska	0	8
15	A	Arizona St.	0	4	41	A	Fresno St.	0	1	54	N	Nebraska	2	11
17	N	Tennessee	4	3						58	N	Oregon St.	2	7
19	A	Stanford	0	6						86	H	Cal St. Northridge	5	12
24	N	North Carolina	1	3						86	H	Cal St. Northridge	7	12
										86	H	Cal St. Northridge	1	2
										92	N	Colorado St.	0	10

RPI	S	Opponent	Score	
212	A	UC Santa Barbara	7	0
212	A	UC Santa Barbara	7	0
242	H	Princeton	4	5
242	H	Princeton	10	0
249	H	Santa Clara	6	0
249	H	Santa Clara	5	0
249	N	Santa Clara	0	1

Pacific

P
a
c
i
f
i
c

P
a
c
i
f
i
c

Average RPI Win: 191		WON-LOST	WINNING	LAST 10	STRENGTH OF		OPP. STRENGTH	TEAM	ADJ	CONF.	ADJ CONF.
Average RPI Loss: 117		RECORD	PCT. RANK	GAMES	SCHEDULE		OF SCHEDULE	RPI	RPI	RPI	RPI
DIV. I ONLY		22-24-0	.47826	152	5-5-0		155	181	161	.48522	157
DIV. I NON-CONF.		12-12-0	.5	137	1-1-0		115	142	120	.51142	117
TOTALS		RPI 1-25	RPI 26-50		W-L RECORDS		RPI 51-100		RPI 101-150		RPI 150+
22-24-0		0-4-0	1-0-0		OVERALL		1-6-0		2-7-0		18-7-0
12-9-0		0-3-0	1-0-0		HOME		0-3-0		0-0-0		11-3-0
4-9-0		0-0-0	0-0-0		AWAY		1-2-0		2-5-0		1-2-0
6-6-0		0-1-0	0-0-0		NEUTRAL		0-1-0		0-2-0		6-2-0
12-12-0		0-4-0	1-0-0		NON-CONFERENCE		1-3-0		0-2-0		10-3-0
5-4-0		0-3-0	1-0-0		HOME		0-0-0		0-0-0		4-1-0
1-2-0		0-0-0	0-0-0		AWAY		1-2-0		0-0-0		0-0-0
6-6-0		0-1-0	0-0-0		NEUTRAL		0-1-0		0-2-0		6-2-0
10-12-0		0-0-0	0-0-0		CONFERENCE		0-3-0		2-5-0		8-4-0
7-5-0		0-0-0	0-0-0		HOME		0-3-0		0-0-0		7-2-0
3-7-0		0-0-0	0-0-0		AWAY		0-0-0		2-5-0		1-2-0
0-0-0		0-0-0	0-0-0		NEUTRAL		0-0-0		0-0-0		0-0-0
RPI S	Opponent	Score	RPI S	Opponent	Score	RPI S	Opponent	Score	RPI S	Opponent	Score
20 H	Illinois	3 11	38 H	Notre Dame	8 0	52 A	Northwestern	3 2	103 N	Memphis	1 2
20 H	Illinois	2 10				71 A	Fla. Atlantic	1 5	106 N	South Carolina	1 15
22 N	Massachusetts	2 4				71 A	Fla. Atlantic	0 1	129 A	Wright St.	10 2
23 H	DePaul	0 4				93 H	Cleveland St.	3 8	129 A	Wright St.	8 2
						93 H	Cleveland St.	0 9	129 A	Wright St.	4 6
						93 H	Cleveland St.	0 3	134 A	Butler	0 3
						100 N	Jacksonville	3 4	134 A	Butler	7 8
									148 A	Valparaiso	0 4
									148 A	Valparaiso	1 9
									151 H	Ill.-Chicago	0 5
									151 H	Ill.-Chicago	5 1
									151 H	Ill.-Chicago	6 5
									152 H	St. Louis	4 12
									152 H	St. Louis	14 6
									167 N	Providence	2 5
									167 N	Providence	8 0
									176 H	Northern Ill.	6 0
									176 H	Northern Ill.	5 2
									190 A	Green Bay	3 1
									190 A	Green Bay	6 7
									190 A	Green Bay	3 6
									200 H	Bradley	4 2
									206 N	Temple	0 9
									208 N	Fairfield	8 0
									215 N	Indiana St.	1 0
									217 N	Sacred Heart	2 0
									251 H	Youngstown St.	7 9
			LAST 10 GAMES								
			277 H	Detroit	4 0	93 H	Cleveland St.	0 3			
			277 H	Detroit	19 0	93 H	Cleveland St.	0 9			
			277 H	Detroit	9 1	151 H	Ill.-Chicago	0 5			
			23 H	DePaul	0 4	151 H	Ill.-Chicago	6 5			
			93 H	Cleveland St.	3 8	176 H	Northern Ill.	6 0			

Non-Div. I Games:

Loyola (IL)

RPI	S	Opponent	Score	
251	H	Youngstown St.	10	2
251	H	Youngstown St.	3	2
261	N	Wagner	8	0
261	N	Wagner	8	1
277	H	Detroit	9	1
277	H	Detroit	19	0
277	H	Detroit	4	0

Loyola (IL)

L
o
y
o
l
a
(
I
L
)

L
o
y
o
l
a
(
I
L
)

Average RPI Win:	219	WON-LOST RECORD	WINNING PCT. RANK	LAST 10 GAMES	STRENGTH OF SCHEDULE	OPP. STRENGTH OF SCHEDULE	TEAM RPI	ADJ RPI	CONF. RPI	ADJ CONF. RPI	
Average RPI Loss:	181										
DIV. I ONLY	28-18-1	.60638	71	6-4-0	193	268	140	.48456	158	23	23
DIV. I NON-CONF.	13-8-1	.61364	79	0-0-0	257	281	180	.46436	194	25	27
<hr/>											
TOTALS	RPI 1-25	RPI 26-50		W-L RECORDS		RPI 51-100		RPI 101-150		RPI 150+	
28-18-1	0-0-0	0-0-0		OVERALL		0-2-0		2-5-0		26-11-1	
8-5-1	0-0-0	0-0-0		HOME		0-0-0		0-0-0		8-5-1	
13-8-0	0-0-0	0-0-0		AWAY		0-0-0		1-5-0		12-3-0	
7-5-0	0-0-0	0-0-0		NEUTRAL		0-2-0		1-0-0		6-3-0	
<hr/>											
13-8-1	0-0-0	0-0-0		NON-CONFERENCE		0-2-0		0-2-0		13-4-1	
1-0-1	0-0-0	0-0-0		HOME		0-0-0		0-0-0		1-0-1	
8-4-0	0-0-0	0-0-		AWAY		0-0-0		0-2-0		8-2-0	
4-4-0	0-0-0	0-0-0		NEUTRAL		0-2-0		0-0-0		4-2-0	
<hr/>											
15-10-0	0-0-0	0-0-0		CONFERENCE		0-0-0		2-3-0		13-7-0	
7-5-0	0-0-0	0-0-0		HOME		0-0-0		0-0-0		7-5-0	
5-4-0	0-0-0	0-0-0		AWAY		0-0-0		1-3-0		4-1-0	
3-1-0	0-0-0	0-0-0		NEUTRAL		0-0-0		1-0-0		2-1-0	
<hr/>											
RPI S	Opponent	Score	RPI S	Opponent	Score	RPI S	Opponent	Score	RPI S	Opponent	Score
						82 N	Cornell	1 6	122 A	Lehigh	1 9
						82 N	Cornell	6 10	122 A	Lehigh	5 1
									122 A	Lehigh	8 10
									122 A	Lehigh	2 4
									122 N	Lehigh	4 3
									132 A	Loyola Marymount	1 10
									132 A	Loyola Marymount	2 14
									159 A	Army	2 1
									159 H	Army	4 0
									159 H	Army	1 2
									159 H	Army	4 3
									159 H	Army	5 6
									166 N	Harvard	7 6
									185 A	Drexel	3 2
									185 A	Drexel	1 3
									218 H	Colgate	13 3
									218 H	Colgate	3 2
									218 H	Colgate	9 5
									218 H	Colgate	5 8
									218 N	Colgate	4 3
									218 N	Colgate	6 4
									218 N	Colgate	4 5
			LAST 10 GAMES						218 N	Colgate	4 5
			218 N	Colgate	6 4	159 H	Army	4 0	220 A	Mt. St. Mary's	8 0
			218 N	Colgate	4 3	159 H	Army	1 2	220 A	Mt. St. Mary's	11 4
			159 A	Army	2 1	159 H	Army	5 6	223 A	George Mason	6 3
			218 N	Colgate	4 5	159 H	Army	4 3	233 H	La Salle	3 2
			122 N	Lehigh	4 3	122 A	Lehigh	2 4	233 H	La Salle	0 0

Non-Div. I Games:

Bucknell

Bucknell

RPI	S	Opponent	Score	
232	A	George Washington	0	1
232	H	George Washington	5	0
236	H	Rider	9	6
236	H	Rider	7	9
236	N	Rider	7	3
239	H	Lafayette	5	4
239	H	Lafayette	6	2
239	H	Lafayette	7	6
239	H	Lafayette	9	2
243	H	Siena	6	0
243	H	Siena	8	2
245	A	Yale	7	2
245	A	Yale	1	4
252	H	Holy Cross	5	4
252	H	Holy Cross	6	3
252	H	Holy Cross	5	4
252	H	Holy Cross	6	3
255	H	Fairleigh Dickinson	1	4
255	H	Fairleigh Dickinson	5	4
255	N	Fairleigh Dickinson	14	0
269	H	Marist	10	6
269	H	Marist	4	3
269	N	Marist	6	1
279	N	St. Peter's	7	2

Army

A
r
m
y

A
r
m
y

[illegible]

Non-Div. I Games:

Albany (NY)

RPI	S	Opponent	Score	
243	N	Siena	11	3
243	N	Siena	6	0
271	A	Bryant	8	0
271	A	Bryant	2	1

Albany (NY)

A
l
b
a
n
y
(
N
Y
)

A
l
b
a
n
y
(
N
Y
)

[illegible]

Non-Div. I Games:

Portland St.

Portland St.

Portland St.

Portland St.

Average RPI Win: 195		WON-LOST	WINNING	LAST 10	STRENGTH OF		OPP. STRENGTH	TEAM	ADJ	CONF.	ADJ CONF.
Average RPI Loss: 114		RECORD	PCT. RANK	GAMES	SCHEDULE		OF SCHEDULE	RPI	RPI	RPI	RPI
DIV. I ONLY		24-23-0	.51064	127	4-6-0		190	193	162	.4824	162
DIV. I NON-CONF.		12-12-0	.5	137	0-1-0		238	238	198	.46305	196
TOTALS		RPI 1-25	RPI 26-50		W-L RECORDS		RPI 51-100		RPI 101-150		RPI 150+
24-23-0	0-1-0	0-0-0		OVERALL		3-12-0		4-5-0		17-5-0	
13-15-0	0-0-0	0-0-0		HOME		1-6-0		3-5-0		9-4-0	
10-8-0	0-1-0	0-0-0		AWAY		2-6-0		0-0-0		8-1-0	
1-0-0	0-0-0	0-0-0		NEUTRAL		0-0-0		1-0-0		0-0-0	
12-12-0	0-1-0	0-0-0		NON-CONFERENCE		1-5-0		1-2-0		10-4-0	
6-10-0	0-0-0	0-0-0		HOME		0-4-0		0-2-0		6-4-0	
5-2-0	0-1-0	0-0-		AWAY		1-1-0		0-0-0		4-0-0	
1-0-0	0-0-0	0-0-0		NEUTRAL		0-0-0		1-0-0		0-0-0	
12-11-0	0-0-0	0-0-0		CONFERENCE		2-7-0		3-3-0		7-1-0	
7-5-0	0-0-0	0-0-0		HOME		1-2-0		3-3-0		3-0-0	
5-6-0	0-0-0	0-0-0		AWAY		1-5-0		0-0-0		4-1-0	
0-0-0	0-0-0	0-0-0		NEUTRAL		0-0-0		0-0-0		0-0-0	
RPI S	Opponent	Score		RPI S	Opponent	Score		RPI S	Opponent	Score	
12 A	Georgia	0 8						62 A	Charlotte	1 2	
								62 A	Charlotte	2 1	
								64 H	S.C. Upstate	0 1	
								64 H	S.C. Upstate	1 3	
								66 H	Georgia St.	4 6	
								66 H	Georgia St.	2 3	
								68 A	Chattanooga	3 4	
								68 A	Chattanooga	3 9	
								68 A	Chattanooga	5 7	
								85 A	Elon	4 0	
								85 A	Elon	2 3	
								85 A	Elon	0 1	
								97 H	Ga. Southern	4 1	
								97 H	Ga. Southern	1 5	
								97 H	Ga. Southern	2 3	
								125 H	UNC Greensboro	0 5	
								125 H	UNC Greensboro	4 3	
								125 H	UNC Greensboro	0 3	
								126 N	Charleston So.	5 4	
								128 H	Appalachian St.	0 4	
								128 H	Appalachian St.	5 3	
								128 H	Appalachian St.	11 10	
								141 H	Mercer	0 2	
								141 H	Mercer	3 5	
								189 H	Samford	5 2	
								189 H	Samford	2 1	
								189 H	Samford	3 2	
								192 H	Gardner-Webb	5 1	
								192 H	Gardner-Webb	9 8	
								194 H	East Tenn. St.	4 5	
								194 H	East Tenn. St.	3 5	
								203 A	Col. of Charleston	11 8	
								203 A	Col. of Charleston	0 2	
								203 A	Col. of Charleston	4 3	
								219 A	Presbyterian	2 0	
								219 A	Presbyterian	2 1	
								219 H	Presbyterian	8 2	
								219 H	Presbyterian	3 5	
								257 H	Oakland	6 5	
								257 H	Oakland	0 1	
								260 A	Western Caro.	8 7	
								260 A	Western Caro.	5 2	

Non-Div. I Games:

Furman

RPI	S	Opponent	Score	
285	H	South Carolina St.	13	2
285	H	South Carolina St.	11	5
286	A	N.C. Central	4	0
286	A	N.C. Central	8	2

Furman

F
u
r
m
a
n

F
u
r
m
a
n

Average RPI Win: 172		WON-LOST	WINNING	LAST 10	STRENGTH OF		OPP. STRENGTH	TEAM	ADJ	CONF.	ADJ CONF.
Average RPI Loss: 102		RECORD	PCT. RANK	GAMES	SCHEDULE		OF SCHEDULE	RPI	RPI	RPI	RPI
DIV. I ONLY		20-32-0	.38462	210	5-5-0		85	126	163	.4823	163
DIV. I NON-CONF.		5-22-0	.18519	263	0-0-0		13	81	185	.46993	185
TOTALS		RPI 1-25	RPI 26-50		W-L RECORDS		RPI 51-100		RPI 101-150		RPI 150+
20-32-0		0-4-0	0-4-0		OVERALL		3-5-0		2-14-0		15-5-0
11-5-0		0-0-0	0-0-0		HOME		1-1-0		1-3-0		9-1-0
5-16-0		0-2-0	0-3-0		AWAY		2-2-0		0-8-0		3-1-0
4-11-0		0-2-0	0-1-0		NEUTRAL		0-2-0		1-3-0		3-3-0
5-22-0		0-4-0	0-4-0		NON-CONFERENCE		1-3-0		2-9-0		2-2-0
1-3-0		0-0-0	0-0-0		HOME		0-0-0		1-3-0		0-0-0
1-10-0		0-2-0	0-0-		AWAY		1-1-0		0-4-0		0-0-0
3-9-0		0-2-0	0-1-0		NEUTRAL		0-2-0		1-2-0		2-2-0
15-10-0		0-0-0	0-0-0		CONFERENCE		2-2-0		0-5-0		13-3-0
10-2-0		0-0-0	0-0-0		HOME		1-1-0		0-0-0		9-1-0
4-6-0		0-0-0	0-0-0		AWAY		1-1-0		0-4-0		3-1-0
1-2-0		0-0-0	0-0-0		NEUTRAL		0-0-0		0-1-0		1-1-0
RPI S	Opponent	Score	RPI S	Opponent	Score	RPI S	Opponent	Score	RPI S	Opponent	Score
2 N	Washington	3 4	27 A	Ohio St.	3 9	54 N	Nebraska	1 5	101 A	Marshall	1 4
11 N	Texas	5 11	27 A	Ohio St.	4 9	55 A	Ball St.	5 4	101 A	Marshall	6 7
17 A	Tennessee	1 5	36 A	Auburn	0 6	55 A	Ball St.	0 4	119 A	Central Mich.	1 3
17 A	Tennessee	0 6	43 N	Illinois St.	2 10	56 A	Longwood	7 11	119 A	Central Mich.	1 3
						56 A	Longwood	6 2	119 N	Central Mich.	5 9
						65 N	Mississippi	3 7	122 N	Lehigh	10 1
						87 H	Kent St.	1 5	122 N	Lehigh	1 2
						87 H	Kent St.	2 1	129 A	Wright St.	5 6
									129 A	Wright St.	2 3
									134 H	Butler	0 2
									134 H	Butler	2 1
									135 A	Miami (OH)	2 7
									135 A	Miami (OH)	0 4
									137 H	Morehead St.	8 10
									137 H	Morehead St.	7 12
									143 N	North Dakota St.	0 5
									161 N	Portland St.	0 2
									171 N	SIU Edwardsville	1 0
									171 N	SIU Edwardsville	2 1
									176 H	Northern Ill.	6 5
									176 H	Northern Ill.	3 6
									176 N	Northern Ill.	0 1
									195 H	Bowling Green	10 9
									195 H	Bowling Green	9 1
									195 N	Bowling Green	4 1
									199 A	Eastern Mich.	11 2
									199 A	Eastern Mich.	6 1
LAST 10 GAMES			LAST 10 GAMES			LAST 10 GAMES			LAST 10 GAMES		
			176 N	Northern Ill.	0 1				135 A	Miami (OH)	2 7
			195 N	Bowling Green	4 1				135 A	Miami (OH)	0 4
			119 N	Central Mich.	5 9				195 H	Bowling Green	9 1
			55 A	Ball St.	5 4				195 H	Bowling Green	10 9
			55 A	Ball St.	0 4				222 H	Toledo	7 6

Non-Div. I Games:

Ohio

RPI	S	Opponent	Score	
201	H	Western Mich.	4	0
201	H	Western Mich.	5	2
207	H	Buffalo	3	0
207	H	Buffalo	5	3
222	H	Toledo	7	6
222	H	Toledo	3	2
225	A	Akron	2	6
225	A	Akron	6	2
267	N	Southern Utah	6	7

O
h
i
o

O
h
i
o

[illegible]

Non-Div. I Games:	Cumberland (TN)	8	0	Cumberland (TN)	6	1
--------------------------	------------------------	----------	----------	------------------------	----------	----------

Tennessee Tech

RPI	S	Opponent	Score	
246	A	Tennessee St.	8	0
246	A	Tennessee St.	2	0
254	N	Alabama St.	7	0
257	N	Oakland	4	2
258	H	Belmont	5	0
258	H	Belmont	10	0
260	N	Western Caro.	11	0

Tennessee Tech

T
e
n
n
e
s
s
e
e
T
e
c
h

T
e
n
n
e
s
s
e
e
T
e
c
h

Average RPI Win:	205	WON-LOST	WINNING	LAST 10	STRENGTH OF	OPP. STRENGTH	TEAM	ADJ	CONF.	ADJ CONF.	
Average RPI Loss:	113	RECORD	PCT. RANK	GAMES	SCHEDULE	OF SCHEDULE	RPI	RPI	RPI	RPI	
DIV. I ONLY	30-21-0	.58824	86	7-3-0	258	168	168	.48175	165	28	28
DIV. I NON-CONF.	10-15-0	.4	190	0-1-0	164	100	184	.47191	182	23	23
<hr/>											
TOTALS	RPI 1-25	RPI 26-50		W-L RECORDS		RPI 51-100		RPI 101-150		RPI 150+	
30-21-0	0-5-0	0-0-0		OVERALL		0-2-0		3-8-0		27-6-0	
13-5-0	0-1-0	0-0-0		HOME		0-0-0		2-2-0		11-2-0	
9-8-0	0-2-0	0-0-0		AWAY		0-1-0		1-3-0		8-2-0	
8-8-0	0-2-0	0-0-0		NEUTRAL		0-1-0		0-3-0		8-2-0	
10-15-0	0-5-0	0-0-0		NON-CONFERENCE		0-2-0		1-6-0		9-2-0	
2-1-0	0-1-0	0-0-0		HOME		0-0-0		0-0-0		2-0-0	
2-7-0	0-2-0	0-0-		AWAY		0-1-0		1-3-0		1-1-0	
6-7-0	0-2-0	0-0-0		NEUTRAL		0-1-0		0-3-0		6-1-0	
20-6-0	0-0-0	0-0-0		CONFERENCE		0-0-0		2-2-0		18-4-0	
11-4-0	0-0-0	0-0-0		HOME		0-0-0		2-2-0		9-2-0	
7-1-0	0-0-0	0-0-0		AWAY		0-0-0		0-0-0		7-1-0	
2-1-0	0-0-0	0-0-0		NEUTRAL		0-0-0		0-0-0		2-1-0	
RPI	S	Opponent	Score	RPI	S	Opponent	Score	RPI	S	Opponent	Score
13	H	California	0 7					86	A	Cal St. Northridge	1 4
13	N	California	2 6					93	N	Cleveland St.	6 8
17	N	Tennessee	2 11								
19	A	Stanford	0 8								
19	A	Stanford	2 3								

Non-Div. I Games:

St. Mary's (CA)

RPI	S	Opponent	Score	
200	N	Bradley	1	0
209	A	Cal St. Bakersfield	2	1
209	A	Cal St. Bakersfield	7	4
209	A	Cal St. Bakersfield	12	10
209	A	Cal St. Bakersfield	2	9
209	N	Cal St. Bakersfield	3	8
242	N	Princeton	0	1
249	A	Santa Clara	7	4
249	A	Santa Clara	4	3
249	A	Santa Clara	8	5
249	A	Santa Clara	8	7
249	N	Santa Clara	2	0
267	N	Southern Utah	4	3
267	N	Southern Utah	7	2
282	H	Weber St.	7	0
282	H	Weber St.	6	0
282	N	Weber St.	10	5

St. Mary's (CA)

S
t
.
M
a
r
y
'
s
(
C
A
)

S
t
.
M
a
r
y
'
s
(
C
A
)

Average RPI Win:		210	WON-LOST		WINNING		LAST 10		STRENGTH OF		OPP. STRENGTH		TEAM		ADJ		CONF.		ADJ CONF.	
Average RPI Loss:		135	RECORD		PCT. RANK		GAMES		SCHEDULE		OF SCHEDULE		RPI		RPI		RPI		RPI	
DIV. I ONLY			27-23-0		.54		104		7-3-0		209		207		164		.48083		166	
DIV. I NON-CONF.			9-18-0		.33333		218		0-1-0		211		139		223		.43844		220	
TOTALS		RPI 1-25		RPI 26-50		W-L RECORDS		RPI 51-100		RPI 101-150		RPI 150+								
27-23-0		0-1-0		0-2-0		OVERALL		3-6-0		1-4-0		23-10-0								
8-6-0		0-0-0		0-0-0		HOME		0-2-0		0-2-0		8-2-0								
15-11-0		0-0-0		0-2-0		AWAY		2-3-0		0-2-0		13-4-0								
4-6-0		0-1-0		0-0-0		NEUTRAL		1-1-0		1-0-0		2-4-0								
9-18-0		0-1-0		0-2-0		NON-CONFERENCE		1-3-0		1-4-0		7-8-0								
0-4-0		0-0-0		0-0-0		HOME		0-2-0		0-2-0		0-0-0								
5-8-0		0-0-0		0-0-		AWAY		0-0-0		0-2-0		5-4-0								
4-6-0		0-1-0		0-0-0		NEUTRAL		1-1-0		1-0-0		2-4-0								
18-5-0		0-0-0		0-0-0		CONFERENCE		2-3-0		0-0-0		16-2-0								
8-2-0		0-0-0		0-0-0		HOME		0-0-0		0-0-0		8-2-0								
10-3-0		0-0-0		0-0-0		AWAY		2-3-0		0-0-0		8-0-0								
0-0-0		0-0-0		0-0-0		NEUTRAL		0-0-0		0-0-0		0-0-0								
RPI	S	Opponent		Score		RPI	S	Opponent		Score		RPI	S	Opponent		Score				
16	N	Texas A&M		1	10	26	A	San Diego St.		0	4	73	H	Boston U.		1	4			
						34	A	UCF		0	9	73	H	Boston U.		8	14			
												82	A	Cornell		7	6			
												82	A	Cornell		4	2			
												82	A	Cornell		4	8			
												82	A	Cornell		2	3			
												82	A	Cornell		1	3			
												90	N	Kansas		1	9			
												97	N	Ga. Southern		1	0			
												103	A	Long Beach St.		0	1			
												132	A	Loyola Marymount		0	3			
												133	H	Boston College		4	5			
												133	H	Boston College		4	6			
												133	N	Boston College		4	0			
												158	N	Bucknell		6	7			
												167	A	Providence		8	1			
												167	N	Providence		1	3			
												176	N	Northern Ill.		2	1			
												176	N	Northern Ill.		5	4			
												184	A	San Diego		2	3			
												187	A	UC Riverside		1	11			
												191	A	Quinnipiac		2	3			
												203	N	Col. of Charleston		0	1			
												208	A	Fairfield		10	5			
												208	A	Fairfield		1	0			
												210	A	Rhode Island		5	7			
												216	A	Dartmouth		7	1			
												216	A	Dartmouth		6	5			
												216	H	Dartmouth		7	1			
												216	H	Dartmouth		9	0			
												226	H	Penn		10	0			
												226	H	Penn		4	5			
												242	A	Princeton		3	1			
												242	A	Princeton		4	0			
												245	A	Yale		6	4			
												245	A	Yale		6	0			
LAST 10 GAMES																				
						82	A	Cornell		2	3	216	H	Dartmouth		7	1			
						82	A	Cornell		4	2	216	H	Dartmouth		9	0			
						82	A	Cornell		1	3	73	H	Boston U.		1	4			
						216	A	Dartmouth		6	5	245	A	Yale		5	0			
						216	A	Dartmouth		7	1	245	A	Yale		6	4			

Non-Div. I Games:

Harvard

RPI	S	Opponent	Score	
245	A	Yale	10	3
245	A	Yale	5	0
248	H	Brown	4	2
248	H	Brown	4	1
248	H	Brown	0	1
248	H	Brown	2	0
252	A	Holy Cross	6	3
252	A	Holy Cross	9	6
265	H	Columbia	2	1
265	H	Columbia	3	0
273	N	Idaho St.	4	9

Harvard

H
a
r
v
a
r
d

H
a
r
v
a
r
d

[illegible]

Non-Div. I Games:

Providence

RPI	S	Opponent	Score	
245	A	Yale	6	2
245	A	Yale	9	1
248	A	Brown	3	11
248	A	Brown	4	0
271	H	Bryant	10	2

Providence

P
r
o
v
i
d
e
n
c
e

P
r
o
v
i
d
e
n
c
e

Average RPI Win: 141		WON-LOST	WINNING	LAST 10	STRENGTH OF		OPP. STRENGTH	TEAM	ADJ	CONF.	ADJ CONF.
Average RPI Loss: 75		RECORD	PCT. RANK	GAMES	SCHEDULE		OF SCHEDULE	RPI	RPI	RPI	RPI
DIV. I ONLY		14-39-0	.26415	260	58		42	185	.47913	168	16
DIV. I NON-CONF.		5-27-0	.15625	272	6		4	159	.49044	156	11
TOTALS		RPI 1-25	RPI 26-50		W-L RECORDS		RPI 51-100		RPI 101-150		RPI 150+
14-39-0		1-11-0	1-7-0		OVERALL		2-7-0		2-8-0		8-6-0
8-17-0		1-4-0	1-4-0		HOME		0-2-0		2-4-0		4-3-0
3-8-0		0-2-0	0-0-0		AWAY		1-2-0		0-3-0		2-1-0
3-14-0		0-5-0	0-3-0		NEUTRAL		1-3-0		0-1-0		2-2-0
5-27-0		1-11-0	1-7-0		NON-CONFERENCE		1-5-0		0-1-0		2-3-0
2-11-0		1-4-0	1-4-0		HOME		0-2-0		0-0-0		0-1-0
0-2-0		0-2-0	0-0-		AWAY		0-0-0		0-0-0		0-0-0
3-14-0		0-5-0	0-3-0		NEUTRAL		1-3-0		0-1-0		2-2-0
9-12-0		0-0-0	0-0-0		CONFERENCE		1-2-0		2-7-0		6-3-0
6-6-0		0-0-0	0-0-0		HOME		0-0-0		2-4-0		4-2-0
3-6-0		0-0-0	0-0-0		AWAY		1-2-0		0-3-0		2-1-0
0-0-0		0-0-0	0-0-0		NEUTRAL		0-0-0		0-0-0		0-0-0
RPI S	Opponent	Score	RPI S	Opponent	Score	RPI S	Opponent	Score	RPI S	Opponent	Score
5 A	UCLA	6 9	26 H	San Diego St.	1 2	52 N	Northwestern	0 7	103 H	Long Beach St.	3 4
6 H	Florida	0 12	27 N	Ohio St.	2 5	58 H	Oregon St.	2 8	103 H	Long Beach St.	2 6
7 N	Oklahoma	1 7	29 H	La.-Lafayette	9 6	59 N	Baylor	8 4	103 H	Long Beach St.	5 1
10 N	Arizona	1 8	31 H	Louisville	2 6	61 N	Syracuse	1 4	108 A	Cal Poly	3 5
11 H	Texas	3 1	33 H	BYU	3 10	76 H	Purdue	4 10	108 A	Cal Poly	6 7
13 A	California	0 8	35 N	East Carolina	0 2	86 A	Cal St. Northridge	2 5	108 A	Cal Poly	0 3
14 N	Hawaii	3 12	37 N	Kentucky	0 2	86 A	Cal St. Northridge	2 1	118 H	UC Davis	6 3
18 N	Oklahoma St.	0 16	41 H	Fresno St.	1 4	86 A	Cal St. Northridge	5 8	118 H	UC Davis	2 5
19 H	Stanford	1 13				92 N	Colorado St.	5 10	118 H	UC Davis	4 7
23 H	DePaul	1 4							120 N	Utah	3 11
24 H	North Carolina	0 6							156 A	Pacific	6 8
25 N	Oregon	0 6							156 A	Pacific	2 1
									156 A	Pacific	4 3
									165 N	St. Mary's (CA)	3 5
									168 N	Wisconsin	3 1
									187 H	UC Riverside	1 4
									187 H	UC Riverside	2 1
									187 H	UC Riverside	4 5
									193 H	Indiana	1 4
									212 H	UC Santa Barbara	12 3
									212 H	UC Santa Barbara	5 3
									212 H	UC Santa Barbara	10 1
									249 N	Santa Clara	9 14
									267 N	Southern Utah	14 1
LAST 10 GAMES											
			86 A	Cal St. Northridge	2 5		103 H	Long Beach St.	3 4		
			86 A	Cal St. Northridge	5 8		156 A	Pacific	2 1		
			86 A	Cal St. Northridge	2 1		156 A	Pacific	4 3		
			103 H	Long Beach St.	2 6		156 A	Pacific	6 8		
			103 H	Long Beach St.	5 1		118 H	UC Davis	6 3		

Non-Div. I Games:

Cal St. Fullerton

Average RPI Win:		189	WON-LOST RECORD		WINNING PCT. RANK	LAST 10 GAMES	STRENGTH OF SCHEDULE		OPP. STRENGTH OF SCHEDULE	TEAM RPI	ADJ RPI	CONF. RPI	ADJ CONF. RPI
Average RPI Loss:		82	20-31-0		.39216 205	6-4-0	134		81	178	.47913 168	6	6
DIV. I ONLY			15-18-0		.45455 165	2-1-0	196		160	179	.4766 174	6	5
DIV. I NON-CONF.													
TOTALS		RPI 1-25	RPI 26-50		W-L RECORDS		RPI 51-100		RPI 101-150		RPI 150+		
20-31-0		0-6-0	1-7-0		OVERALL		2-9-0		4-2-0		13-7-0		
11-8-0		0-1-0	0-0-0		HOME		1-5-0		1-1-0		9-1-0		
4-12-0		0-3-0	1-3-0		AWAY		1-3-0		0-0-0		2-3-0		
5-11-0		0-2-0	0-4-0		NEUTRAL		0-1-0		3-1-0		2-3-0		
15-18-0		0-3-0	1-5-0		NON-CONFERENCE		0-3-0		3-1-0		11-6-0		
7-2-0		0-1-0	0-0-0		HOME		0-0-0		0-0-0		7-1-0		
3-5-0		0-0-0	1-0-		AWAY		0-2-0		0-0-0		2-2-0		
5-11-0		0-2-0	0-4-0		NEUTRAL		0-1-0		3-1-0		2-3-0		
5-13-0		0-3-0	0-2-0		CONFERENCE		2-6-0		1-1-0		2-1-0		
4-6-0		0-0-0	0-0-0		HOME		1-5-0		1-1-0		2-0-0		
1-7-0		0-3-0	0-2-0		AWAY		1-1-0		0-0-0		0-1-0		
0-0-0		0-0-0	0-0-0		NEUTRAL		0-0-0		0-0-0		0-0-0		
RPI S	Opponent	Score	RPI S	Opponent	Score	RPI S	Opponent	Score	RPI S	Opponent	Score		
3 A	Michigan	0 8	27 A	Ohio St.	4 12	52 A	Northwestern	10 7	111 N	Fla. Gulf Coast	5 4		
3 A	Michigan	0 15	27 A	Ohio St.	4 6	52 A	Northwestern	3 11	123 N	Rutgers	5 8		
13 N	California	1 3	36 N	Auburn	0 7	54 A	Nebraska	0 8	123 N	Rutgers	6 2		
16 N	Texas A&M	1 16	38 A	Notre Dame	3 11	54 A	Nebraska	3 4	146 H	Michigan St.	6 1		
18 H	Oklahoma St.	1 9	41 N	Fresno St.	1 3	70 N	Creighton	0 7	146 H	Michigan St.	3 11		
20 A	Illinois	0 6	44 N	Texas Tech	2 5	72 H	Penn St.	1 3	149 N	Bethune-Cookman	9 0		
			46 A	FIU	3 2	72 H	Penn St.	0 3	168 N	Cal St. Fullerton	1 3		
			50 N	Long Island	2 8	74 H	Iowa	1 14	176 H	Northern Ill.	4 3		
						74 H	Iowa	0 1	176 H	Northern Ill.	4 5		
						76 H	Purdue	3 0	184 A	San Diego	12 1		
						76 H	Purdue	1 5	185 N	Drexel	5 6		
									190 A	Green Bay	11 12		
									190 A	Green Bay	13 4		
									193 H	Indiana	8 0		
									193 H	Indiana	4 1		
									196 A	Minnesota	9 10		
									207 N	Buffalo	4 8		
									212 A	UC Santa Barbara	1 6		
									238 H	South Dakota St.	11 2		
									238 H	South Dakota St.	7 1		
									272 H	South Dakota	10 2		
									272 H	South Dakota	5 1		
									275 H	North Dakota	4 3		
									275 H	North Dakota	6 2		
									287 N	Prairie View	13 1		
									287 N	Prairie View	10 2		
			LAST 10 GAMES										
			146 H	Michigan St.	3 11	193 H	Indiana	8 0					
			146 H	Michigan St.	6 1	193 H	Indiana	4 1					
			196 A	Minnesota	9 10	38 A	Notre Dame	3 11					
			52 A	Northwestern	3 11	275 H	North Dakota	6 2					
			52 A	Northwestern	10 7	275 H	North Dakota	4 3					

Non-Div. I Games:

Wisconsin

U
M
B
C

U
M
B
C

UMBC

RPI	S	Opponent	Score	
232	H	George Washington	2	3
232	H	George Washington	8	3
233	H	La Salle	0	2
233	H	La Salle	8	7
248	H	Brown	4	2
248	H	Brown	6	5
255	H	Fairleigh Dickinson	6	5
268	H	Coppin St.	4	0
268	H	Coppin St.	2	0
284	H	Morgan St.	10	2

UMBC

[illegible]

Non-Div. I Games:

SIU Edwardsville

RPI	S	Opponent	Score	
240	H	Murray St.	2	1
240	H	Murray St.	2	3
240	N	Murray St.	13	8
240	N	Murray St.	2	0
241	H	Austin Peay	3	2
241	H	Austin Peay	8	0
253	H	IUPUI	9	3
253	H	IUPUI	8	0
264	N	Centenary (LA)	8	0

SIU Edwardsville

SIU Edwardsville

SIU Edwardsville

Average RPI Win: 163		WON-LOST	WINNING	LAST 10	STRENGTH OF		OPP. STRENGTH	TEAM	ADJ	CONF.	ADJ CONF.
Average RPI Loss: 99		RECORD	PCT. RANK	GAMES	SCHEDULE		OF SCHEDULE	RPI	RPI	RPI	RPI
DIV. I ONLY		21-32-0	.39623	203	6-4-0		140	102	181	.47793	172
DIV. I NON-CONF.		5-18-0	.21739	251	0-0-0		155	69	233	.43069	230
TOTALS		RPI 1-25	RPI 26-50		W-L RECORDS		RPI 51-100		RPI 101-150		RPI 150+
21-32-0		0-3-0	1-4-0		OVERALL		5-10-0		3-10-0		12-5-0
7-12-0		0-1-0	0-3-0		HOME		0-3-0		0-4-0		7-1-0
9-10-0		0-2-0	0-0-0		AWAY		5-4-0		2-2-0		2-2-0
5-10-0		0-0-0	1-1-0		NEUTRAL		0-3-0		1-4-0		3-2-0
5-18-0		0-3-0	0-2-0		NON-CONFERENCE		1-4-0		0-6-0		4-3-0
2-5-0		0-1-0	0-1-0		HOME		0-1-0		0-2-0		2-0-0
1-5-0		0-2-0	0-0-		AWAY		1-2-0		0-0-0		0-1-0
2-8-0		0-0-0	0-1-0		NEUTRAL		0-1-0		0-4-0		2-2-0
16-14-0		0-0-0	1-2-0		CONFERENCE		4-6-0		3-4-0		8-2-0
5-7-0		0-0-0	0-2-0		HOME		0-2-0		0-2-0		5-1-0
8-5-0		0-0-0	0-0-0		AWAY		4-2-0		2-2-0		2-1-0
3-2-0		0-0-0	1-0-0		NEUTRAL		0-2-0		1-0-0		1-0-0
RPI S	Opponent	Score	RPI S	Opponent	Score	RPI S	Opponent	Score	RPI S	Opponent	Score
9 A	Missouri	0 8	43 H	Illinois St.	1 11	51 H	Southern Ill.	3 8	101 N	Marshall	5 8
18 A	Oklahoma St.	2 3	43 H	Illinois St.	3 7	51 H	Southern Ill.	0 3	110 A	UNI	2 1
18 H	Oklahoma St.	0 1	43 N	Illinois St.	6 1	51 N	Southern Ill.	0 2	110 A	UNI	2 4
			47 H	Arkansas	3 11	51 N	Southern Ill.	3 4	110 A	UNI	2 6
			47 N	Arkansas	5 6	63 H	Tulsa	3 4	110 N	UNI	4 3
						70 A	Creighton	3 2	123 H	Rutgers	1 12
						70 A	Creighton	5 1	123 H	Rutgers	1 5
						70 A	Creighton	4 1	145 A	Wichita St.	1 0
						77 A	Stetson	0 5	145 H	Wichita St.	3 5
						89 A	Drake	1 3	145 H	Wichita St.	1 5
						89 A	Drake	0 8	146 N	Michigan St.	0 1
						89 A	Drake	6 0	148 N	Valparaiso	1 4
						90 A	Kansas	8 7	150 N	Sam Houston St.	2 9
						90 A	Kansas	3 4	152 N	St. Louis	1 2
						92 N	Colorado St.	2 3	171 A	SIU Edwardsville	1 3
									200 H	Bradley	3 6
									200 H	Bradley	2 1
									200 H	Bradley	4 1
									207 N	Buffalo	0 1
									211 N	UMKC	3 0
									214 A	Evansville	6 2
									214 A	Evansville	14 10
									214 A	Evansville	4 5
									214 N	Evansville	3 0
									215 H	Indiana St.	5 3
									215 H	Indiana St.	9 5
									215 H	Indiana St.	8 7
LAST 10 GAMES											
					51 N	Southern Ill.	3 4	110 A	UNI	2 4	
					43 N	Illinois St.	6 1	110 A	UNI	2 1	
					51 N	Southern Ill.	0 2	110 A	UNI	2 6	
					110 N	UNI	4 3	215 H	Indiana St.	9 5	
					214 N	Evansville	3 0	215 H	Indiana St.	8 7	

Non-Div. I Games:

Missouri St.

Missouri St.

Through Games Of Sunday, May 16

RPI	S	Opponent	Score	
224	N	Southeast Mo. St.	7	3
253	H	IUPUI	17	2
253	H	IUPUI	12	4

Missouri St.

M
i
s
s
o
u
r
i
s
t
.

M
i
s
s
o
u
r
i
s
t
.

Average RPI Win: 161		WON-LOST	WINNING	LAST 10	STRENGTH OF		OPP. STRENGTH	TEAM	ADJ		CONF.	ADJ CONF.
Average RPI Loss: 99		RECORD	PCT. RANK	GAMES	SCHEDULE		OF SCHEDULE	RPI	RPI		RPI	RPI
DIV. I ONLY		18-33-0	.35294	225	2-8-0		84	121	179		.47751	173
DIV. I NON-CONF.		11-18-0	.37931	201	0-2-0		99	188	166		.48264	163
TOTALS		RPI 1-25	RPI 26-50		W-L RECORDS		RPI 51-100		RPI 101-150		RPI 150+	
18-33-0		0-3-0	0-5-0		OVERALL		4-13-0		4-3-0		10-9-0	
6-6-0		0-0-0	0-0-0		HOME		3-3-0		2-3-0		1-0-0	
6-17-0		0-3-0	0-3-0		AWAY		1-5-0		0-0-0		5-6-0	
6-10-0		0-0-0	0-2-0		NEUTRAL		0-5-0		2-0-0		4-3-0	
11-18-0		0-0-0	0-3-0		NON-CONFERENCE		1-10-0		2-0-0		8-5-0	
1-0-0		0-0-0	0-0-0		HOME		0-0-0		0-0-0		1-0-0	
4-8-0		0-0-0	0-0-		AWAY		1-5-0		0-0-0		3-2-0	
6-10-0		0-0-0	0-2-0		NEUTRAL		0-5-0		2-0-0		4-3-0	
7-15-0		0-3-0	0-2-0		CONFERENCE		3-3-0		2-3-0		2-4-0	
5-6-0		0-0-0	0-0-0		HOME		3-3-0		2-3-0		0-0-0	
2-9-0		0-3-0	0-2-0		AWAY		0-0-0		0-0-0		2-4-0	
0-0-0		0-0-0	0-0-0		NEUTRAL		0-0-0		0-0-0		0-0-0	
RPI S	Opponent	Score	RPI S	Opponent	Score	RPI S	Opponent	Score	RPI S	Opponent	Score	
23 A	DePaul	1 7	38 A	Notre Dame	0 5	56 A	Longwood	4 5	107 N	Stony Brook	3 2	
23 A	DePaul	3 7	38 A	Notre Dame	2 3	56 A	Longwood	4 6	123 H	Rutgers	1 0	
23 A	DePaul	0 14	40 N	Lipscomb	0 2	56 N	Longwood	1 7	123 H	Rutgers	1 7	
			41 A	Fresno St.	0 3	60 A	North Carolina St.	8 2	129 N	Wright St.	11 3	
			48 N	Mississippi St.	6 7	61 H	Syracuse	8 4	138 H	Pittsburgh	2 1	
						61 H	Syracuse	7 6	138 H	Pittsburgh	1 9	
						61 H	Syracuse	0 6	138 H	Pittsburgh	2 3	
						68 A	Chattanooga	0 8	170 A	UMBC	0 2	
						79 N	UT Martin	1 9	174 A	Connecticut	8 5	
						84 H	South Fla.	2 1	174 A	Connecticut	3 4	
						84 H	South Fla.	0 5	174 A	Connecticut	6 4	
						84 H	South Fla.	2 4	178 N	Delaware	0 1	
						85 A	Elon	4 8	179 A	Seton Hall	2 3	
						85 A	Elon	1 2	179 A	Seton Hall	2 4	
						86 N	Cal St. Northridge	3 4	179 A	Seton Hall	0 3	
						92 N	Colorado St.	8 9	183 N	Coastal Caro.	3 4	
						96 N	St. Joseph's	2 3	185 A	Drexel	0 4	
									194 N	East Tenn. St.	4 5	
									210 H	Rhode Island	18 5	
									214 N	Evansville	4 3	
									220 N	Mt. St. Mary's	7 3	
									223 A	George Mason	4 0	
									223 A	George Mason	12 0	
									232 A	George Washington	2 0	
									236 N	Rider	9 0	
									236 N	Rider	8 0	
LAST 10 GAMES			LAST 10 GAMES			LAST 10 GAMES			LAST 10 GAMES			
			84 H	South Fla.	2 1	23 A	DePaul	1 7	223 A	George Mason	12 0	
			84 H	South Fla.	0 5	123 H	Rutgers	1 7	232 A	George Washington	2 0	
			84 H	South Fla.	2 4	123 H	Rutgers	1 0	236 N	Rider	9 0	
			23 A	DePaul	3 7	56 A	Longwood	4 6	236 N	Rider	8 0	
			23 A	DePaul	0 14	56 A	Longwood	4 5				

Non-Div. I Games:

Georgetown

Average RPI Win:		165	WON-LOST RECORD		WINNING PCT. RANK		LAST 10 GAMES		STRENGTH OF SCHEDULE		OPP. STRENGTH OF SCHEDULE		TEAM RPI		ADJ RPI		CONF. RPI		ADJ CONF. RPI				
DIV. I ONLY			21-30-0		.41176 194		2-8-0		154		94		180		.47712 174		10		10				
DIV. I NON-CONF.			14-15-0		.48276 153		0-0-0		120		149		127		.50438 128		9		9				
TOTALS		RPI 1-25		RPI 26-50		W-L RECORDS		RPI 51-100		RPI 101-150		RPI 150+											
21-30-0		0-2-0		0-6-0		OVERALL		4-6-0		5-9-0		12-7-0											
8-8-0		0-1-0		0-3-0		HOME		0-0-0		1-2-0		7-2-0											
9-14-0		0-0-0		0-3-0		AWAY		4-3-0		3-5-0		2-3-0											
4-8-0		0-1-0		0-0-0		NEUTRAL		0-3-0		1-2-0		3-2-0											
14-15-0		0-2-0		0-3-0		NON-CONFERENCE		3-4-0		2-3-0		9-3-0											
4-1-0		0-1-0		0-0-0		HOME		0-0-0		0-0-0		4-0-0											
6-6-0		0-0-0		0-0-		AWAY		3-1-0		1-1-0		2-1-0											
4-8-0		0-1-0		0-0-0		NEUTRAL		0-3-0		1-2-0		3-2-0											
7-15-0		0-0-0		0-3-0		CONFERENCE		1-2-0		3-6-0		3-4-0											
4-7-0		0-0-0		0-3-0		HOME		0-0-0		1-2-0		3-2-0											
3-8-0		0-0-0		0-0-0		AWAY		1-2-0		2-4-0		0-2-0											
0-0-0		0-0-0		0-0-0		NEUTRAL		0-0-0		0-0-0		0-0-0											
RPI	S	Opponent		Score		RPI	S	Opponent		Score		RPI	S	Opponent		Score		RPI	S	Opponent		Score	
21	N	Florida St.		4	5	30	A	Hofstra		1	5	61	A	Syracuse		6	9	111	A	Fla. Gulf Coast		3	5
22	H	Massachusetts		0	12	30	A	Hofstra		0	3	61	A	Syracuse		3	2	123	A	Rutgers		0	3
						31	H	Louisville		3	7	61	A	Syracuse		1	5	123	A	Rutgers		8	6
						31	H	Louisville		0	5	71	A	Fla. Atlantic		1	2	123	A	Rutgers		4	2
						31	H	Louisville		1	10	73	A	Boston U.		10	9	124	H	St. John's (NY)		2	5
						34	A	UCF		1	5	73	N	Boston U.		1	9	124	H	St. John's (NY)		6	3
												73	N	Boston U.		4	6	124	H	St. John's (NY)		6	9
												77	A	Stetson		2	0	133	A	Boston College		7	0
												77	A	Stetson		4	3	135	N	Miami (OH)		0	2
												97	N	Ga. Southern		2	9	136	A	Villanova		0	4
																		136	A	Villanova		1	3
																		136	A	Villanova		2	4
																		146	N	Michigan St.		1	4
																		149	N	Bethune-Cookman		6	5
																		167	A	Providence		0	6
																		167	A	Providence		1	3
																		173	H	Georgetown		5	8
																		173	H	Georgetown		4	3
																		173	H	Georgetown		4	6
																		179	H	Seton Hall		6	4
																		179	H	Seton Hall		6	2
																		191	A	Quinnipiac		0	1
																		191	H	Quinnipiac		8	3
																		196	N	Minnesota		0	6
																		196	N	Minnesota		1	0
																		198	N	Florida A&M		2	5
																		199	N	Eastern Mich.		3	2
LAST 10 GAMES																							
						31	H	Louisville		3	7	136	A	Villanova		1	3						
						31	H	Louisville		1	10	179	H	Seton Hall		6	4						
						31	H	Louisville		0	5	179	H	Seton Hall		6	2						
						136	A	Villanova		2	4	61	A	Syracuse		1	5						
						136	A	Villanova		0	4	61	A	Syracuse		6	9						

Non-Div. I Games:

Connecticut

Connecticut

Average RPI Win: 170		WON-LOST	WINNING	LAST 10	STRENGTH OF		OPP. STRENGTH	TEAM	ADJ	CONF.	ADJ CONF.
Average RPI Loss: 106		RECORD	PCT. RANK	GAMES	SCHEDULE		OF SCHEDULE	RPI	RPI	RPI	RPI
DIV. I ONLY		29-32-0	.47541	153	6-4-0		192	123	172	.47687	175
DIV. I NON-CONF.		13-22-0	.37143	206	0-0-0		275	186	253	.40886	251
TOTALS		RPI 1-25	RPI 26-50		W-L RECORDS		RPI 51-100		RPI 101-150		RPI 150+
29-32-0		0-6-0	1-7-0		OVERALL		0-2-0		14-6-0		14-11-0
13-10-0		0-3-0	0-0-0		HOME		0-0-0		6-2-0		7-5-0
10-15-0		0-2-0	1-5-0		AWAY		0-2-0		5-2-0		4-4-0
6-7-0		0-1-0	0-2-0		NEUTRAL		0-0-0		3-2-0		3-2-0
13-22-0		0-3-0	0-3-0		NON-CONFERENCE		0-2-0		2-3-0		11-11-0
5-6-0		0-0-0	0-0-0		HOME		0-0-0		1-1-0		4-5-0
4-11-0		0-2-0	0-0-		AWAY		0-2-0		0-0-0		4-4-0
4-5-0		0-1-0	0-0-0		NEUTRAL		0-0-0		1-2-0		3-2-0
16-10-0		0-3-0	1-4-0		CONFERENCE		0-0-0		12-3-0		3-0-0
8-4-0		0-3-0	0-0-0		HOME		0-0-0		5-1-0		3-0-0
6-4-0		0-0-0	1-2-0		AWAY		0-0-0		5-2-0		0-0-0
2-2-0		0-0-0	0-2-0		NEUTRAL		0-0-0		2-0-0		0-0-0
RPI S	Opponent	Score	RPI S	Opponent	Score	RPI S	Opponent	Score	RPI S	Opponent	Score
7 N	Oklahoma	4 8	41 A	Fresno St.	0 5	53 A	UNLV	3 11	102 H	San Jose St.	6 7
14 H	Hawaii	5 9	41 A	Fresno St.	2 3	58 A	Oregon St.	0 4	102 H	San Jose St.	15 0
14 H	Hawaii	1 12	41 A	Fresno St.	1 0				102 H	San Jose St.	10 7
14 H	Hawaii	1 15	41 N	Fresno St.	5 6				102 N	San Jose St.	6 5
25 A	Oregon	0 9	41 N	Fresno St.	4 5				103 N	Long Beach St.	6 7
25 A	Oregon	1 3	44 A	Texas Tech	6 11				114 A	Louisiana Tech	3 2
			44 A	Texas Tech	1 4				114 A	Louisiana Tech	3 4
			44 A	Texas Tech	0 9				114 A	Louisiana Tech	4 2
									114 N	Louisiana Tech	8 2
									120 H	Utah	3 6
									120 H	Utah	2 1
									127 A	New Mexico St.	9 8
									127 H	New Mexico St.	4 1
									127 H	New Mexico St.	8 2
									127 H	New Mexico St.	6 4
									139 A	Nevada	8 9
									139 A	Nevada	8 1
									139 A	Nevada	11 0
									145 N	Wichita St.	1 7
									145 N	Wichita St.	4 3
									156 A	Pacific	1 9
									156 A	Pacific	4 2
									161 H	Portland St.	3 9
									161 H	Portland St.	1 9
									177 H	Utah St.	8 3
									177 H	Utah St.	5 2
									177 H	Utah St.	5 3
			LAST 10 GAMES								
			41 N	Fresno St.	5 6	139 A	Nevada	11 0			
			102 N	San Jose St.	6 5	139 A	Nevada	8 1			
			114 N	Louisiana Tech	8 2	139 A	Nevada	8 9			
			41 N	Fresno St.	4 5	102 H	San Jose St.	15 0			
			127 A	New Mexico St.	9 8	102 H	San Jose St.	6 7			

Non-Div. I Games:

Boise St.

Boisest.

1
●
2
3
●
4
5
6

Boise St.

Average RPI Win: 166		WON-LOST	WINNING	LAST 10	STRENGTH OF		OPP. STRENGTH	TEAM	ADJ	CONF.	ADJ CONF.
Average RPI Loss: 121		RECORD	PCT. RANK	GAMES	SCHEDULE		OF SCHEDULE	RPI	RPI	RPI	RPI
DIV. I ONLY		25-34-0	.42373	190	5-5-0		149	153	176	.47669	176
DIV. I NON-CONF.		12-22-0	.35294	214	0-0-0		121	138	186	.47248	181
TOTALS		RPI 1-25	RPI 26-50		W-L RECORDS		RPI 51-100		RPI 101-150		RPI 150+
25-34-0		0-3-0	0-2-0		OVERALL		4-10-0		5-4-0		16-15-0
8-7-0		0-1-0	0-0-0		HOME		3-4-0		2-0-0		3-2-0
10-14-0		0-0-0	0-2-0		AWAY		1-1-0		0-2-0		9-9-0
7-13-0		0-2-0	0-0-0		NEUTRAL		0-5-0		3-2-0		4-4-0
12-22-0		0-3-0	0-2-0		NON-CONFERENCE		3-5-0		1-4-0		8-8-0
3-2-0		0-1-0	0-0-0		HOME		2-1-0		0-0-0		1-0-0
5-9-0		0-0-0	0-0-		AWAY		1-1-0		0-2-0		4-4-0
4-11-0		0-2-0	0-0-0		NEUTRAL		0-3-0		1-2-0		3-4-0
13-12-0		0-0-0	0-0-0		CONFERENCE		1-5-0		4-0-0		8-7-0
5-5-0		0-0-0	0-0-0		HOME		1-3-0		2-0-0		2-2-0
5-5-0		0-0-0	0-0-0		AWAY		0-0-0		0-0-0		5-5-0
3-2-0		0-0-0	0-0-0		NEUTRAL		0-2-0		2-0-0		1-0-0
RPI S	Opponent	Score	RPI S	Opponent	Score	RPI S	Opponent	Score	RPI S	Opponent	Score
18 N	Oklahoma St.	4 5	26 A	San Diego St.	0 5	52 H	Northwestern	6 12	105 N	Texas-Arlington	4 5
21 N	Florida St.	1 7	31 A	Louisville	3 5	55 H	Ball St.	6 7	105 N	Texas-Arlington	1 2
23 H	DePaul	2 4				55 H	Ball St.	7 10	111 N	Fla. Gulf Coast	7 5
						55 N	Ball St.	1 16	135 H	Miami (OH)	4 2
						76 N	Purdue	1 2	135 H	Miami (OH)	3 2
						76 N	Purdue	1 9	135 N	Miami (OH)	5 4
						84 A	South Fla.	2 1	135 N	Miami (OH)	6 5
						87 H	Kent St.	7 2	148 A	Valparaiso	2 14
						87 H	Kent St.	0 9	148 A	Valparaiso	0 9
						87 N	Kent St.	0 1	151 H	Ill.-Chicago	12 8
						88 N	Towson	3 8	152 N	St. Louis	12 6
						91 A	Texas St.	0 3	157 A	Loyola (IL)	2 5
						99 H	Western Ill.	4 0	157 A	Loyola (IL)	0 6
						99 H	Western Ill.	2 0	163 A	Ohio	5 6
									163 A	Ohio	6 3
									163 N	Ohio	1 0
									166 N	Harvard	1 2
									166 N	Harvard	4 5
									168 A	Wisconsin	3 4
									168 A	Wisconsin	5 4
									171 A	SIU Edwardsville	11 0
									184 A	San Diego	0 4
									184 A	San Diego	7 1
									187 A	UC Riverside	7 6
									188 N	New Mexico	2 7
									195 A	Bowling Green	1 3
									195 A	Bowling Green	5 1
			LAST 10 GAMES								
			87 N	Kent St.	0 1	199 A	Eastern Mich.	4 7			
			135 N	Miami (OH)	5 4	199 A	Eastern Mich.	6 7			
			163 N	Ohio	1 0	135 H	Miami (OH)	4 2			
			55 N	Ball St.	1 16	135 H	Miami (OH)	3 2			
			135 N	Miami (OH)	6 5	55 H	Ball St.	6 7			

Non-Div. I Games:

Northern Ill.

Northern Ill.

Average RPI Win: 181		WON-LOST RECORD		WINNING PCT. RANK		LAST 10 GAMES		STRENGTH OF SCHEDULE		OPP. STRENGTH OF SCHEDULE		TEAM RPI		ADJ RPI		CONF. RPI		ADJ CONF. RPI					
DIV. I ONLY		20-30-0		.4 201		3-7-0		108		173		175		.47615 177		9		9					
DIV. I NON-CONF.		15-16-0		.48387 151		2-3-0		158		233		161		.48223 164		10		10					
TOTALS		RPI 1-25		RPI 26-50		W-L RECORDS		RPI 51-100		RPI 101-150		RPI 150+											
20-30-0		1-4-0		0-4-0		OVERALL		1-3-0		8-11-0		10-8-0											
8-4-0		0-2-0		0-1-0		HOME		0-0-0		4-1-0		4-0-0											
1-20-0		0-2-0		0-3-0		AWAY		0-1-0		1-7-0		0-7-0											
11-6-0		1-0-0		0-0-0		NEUTRAL		1-2-0		3-3-0		6-1-0											
15-16-0		1-2-0		0-1-0		NON-CONFERENCE		1-3-0		3-5-0		10-5-0											
4-1-0		0-0-0		0-1-0		HOME		0-0-0		0-0-0		4-0-0											
0-9-0		0-2-0		0-0-		AWAY		0-1-0		0-2-0		0-4-0											
11-6-0		1-0-0		0-0-0		NEUTRAL		1-2-0		3-3-0		6-1-0											
5-14-0		0-2-0		0-3-0		CONFERENCE		0-0-0		5-6-0		0-3-0											
4-3-0		0-2-0		0-0-0		HOME		0-0-0		4-1-0		0-0-0											
1-11-0		0-0-0		0-3-0		AWAY		0-0-0		1-5-0		0-3-0											
0-0-0		0-0-0		0-0-0		NEUTRAL		0-0-0		0-0-0		0-0-0											
RPI	S	Opponent		Score		RPI	S	Opponent		Score		RPI	S	Opponent		Score							
2	N	Washington		7	4	33	H	BYU		1	9	63	N	Tulsa		1	8	102	H	San Jose St.	1	2	
14	H	Hawaii		4	12	41	A	Fresno St.		1	4	72	N	Penn St.		1	6	102	H	San Jose St.	4	2	
14	H	Hawaii		8	18	41	A	Fresno St.		1	4	92	A	Colorado St.		3	5	102	H	San Jose St.	2	1	
16	A	Texas A&M		4	10	41	A	Fresno St.		3	7	92	N	Colorado St.		3	2	114	A	Louisiana Tech	4	6	
16	A	Texas A&M		0	8													114	A	Louisiana Tech	4	10	
																		114	A	Louisiana Tech	4	3	
																		120	A	Utah	7	8	
																		120	A	Utah	3	8	
																		121	N	Western Ky.	3	13	
																		127	A	New Mexico St.	3	4	
																		127	A	New Mexico St.	1	9	
																		127	A	New Mexico St.	2	12	
																		129	N	Wright St.	4	1	
																		129	N	Wright St.	2	0	
																		139	H	Nevada	12	4	
																		139	H	Nevada	11	7	
																		143	N	North Dakota St.	1	9	
																		143	N	North Dakota St.	2	4	
																		143	N	North Dakota St.	11	4	
																		175	A	Boise St.	2	5	
																		175	A	Boise St.	3	8	
																		175	A	Boise St.	3	5	
																		180	N	Iona	0	5	
																		181	A	Sacramento St.	0	3	
																		181	A	Sacramento St.	2	10	
																		182	N	Maine	7	5	
																		235	N	Northern Colo.	7	3	

Utah
St.

Utah State.

Utah St.

Average RPI Win: 165		WON-LOST	WINNING	LAST 10	STRENGTH OF		OPP. STRENGTH	TEAM	ADJ		CONF.	ADJ CONF.
Average RPI Loss: 128		RECORD	PCT. RANK	GAMES	SCHEDULE		OF SCHEDULE	RPI	RPI		RPI	RPI
DIV. I ONLY		20-30-1	.40196	200	3-7-0		101	180	173		.47611	178
DIV. I NON-CONF.		12-16-1	.43103	176	0-1-0		113	218	158		.48621	160
TOTALS		RPI 1-25	RPI 26-50		W-L RECORDS		RPI 51-100		RPI 101-150		RPI 150+	
20-30-1		0-1-0	0-4-0		OVERALL		4-8-0		6-6-0		10-11-1	
7-15-0		0-0-0	0-4-0		HOME		2-2-0		0-0-0		5-9-0	
9-9-1		0-1-0	0-0-0		AWAY		2-1-0		3-5-0		4-2-1	
4-6-0		0-0-0	0-0-0		NEUTRAL		0-5-0		3-1-0		1-0-0	
12-16-1		0-1-0	0-1-0		NON-CONFERENCE		0-5-0		5-4-0		7-5-1	
4-5-0		0-0-0	0-1-0		HOME		0-0-0		0-0-0		4-4-0	
4-5-1		0-1-0	0-0-		AWAY		0-0-0		2-3-0		2-1-1	
4-6-0		0-0-0	0-0-0		NEUTRAL		0-5-0		3-1-0		1-0-0	
8-14-0		0-0-0	0-3-0		CONFERENCE		4-3-0		1-2-0		3-6-0	
3-10-0		0-0-0	0-3-0		HOME		2-2-0		0-0-0		1-5-0	
5-4-0		0-0-0	0-0-0		AWAY		2-1-0		1-2-0		2-1-0	
0-0-0		0-0-0	0-0-0		NEUTRAL		0-0-0		0-0-0		0-0-0	
RPI S	Opponent	Score	RPI S	Opponent	Score	RPI S	Opponent	Score	RPI S	Opponent	Score	
24 A	North Carolina	0 11	30 H	Hofstra	1 10	66 H	Georgia St.	0 5	101 A	Marshall	3 13	
			30 H	Hofstra	2 3	66 H	Georgia St.	5 3	116 A	James Madison	3 4	
			30 H	Hofstra	3 7	66 H	Georgia St.	7 6	116 A	James Madison	14 4	
			35 H	East Carolina	1 15	72 N	Penn St.	1 9	116 A	James Madison	1 9	
						87 N	Kent St.	5 8	122 A	Lehigh	1 2	
						87 N	Kent St.	5 7	122 A	Lehigh	9 7	
						88 A	Towson	1 0	122 N	Lehigh	11 2	
						88 A	Towson	5 2	122 N	Lehigh	7 6	
						88 A	Towson	3 7	125 N	UNC Greensboro	8 7	
						88 H	Towson	1 2	125 N	UNC Greensboro	0 4	
						93 N	Cleveland St.	1 3	136 A	Villanova	3 7	
						96 N	St. Joseph's	0 6	137 A	Morehead St.	3 1	
									170 A	UMBC	5 4	
									170 H	UMBC	2 4	
									170 H	UMBC	5 6	
									173 N	Georgetown	1 0	
									185 H	Drexel	7 4	
									185 H	Drexel	2 3	
									185 H	Drexel	4 5	
									206 H	Temple	2 0	
									206 H	Temple	5 7	
									223 H	George Mason	4 5	
									223 H	George Mason	0 5	
									223 H	George Mason	1 2	
									226 A	Penn	0 3	
									234 H	Delaware St.	2 3	
									234 H	Delaware St.	8 0	
LAST 10 GAMES			223 H	George Mason	1 2	88 A	Towson	1 0				
			223 H	George Mason	4 5	226 A	Penn	0 3				
			223 H	George Mason	0 5	185 H	Drexel	4 5				
			88 A	Towson	3 7	185 H	Drexel	2 3				
			88 A	Towson	5 2	185 H	Drexel	7 4				

Non-Div. I Games:

Delaware

Delaware

Average RPI Win: 182		WON-LOST	WINNING	LAST 10	STRENGTH OF		OPP. STRENGTH	TEAM	ADJ	CONF.	ADJ CONF.
Average RPI Loss: 97		RECORD	PCT. RANK	GAMES	SCHEDULE		OF SCHEDULE	RPI	RPI	RPI	RPI
DIV. I ONLY		19-31-0	.38	213	2-8-0		113	132	184	.47584	179
DIV. I NON-CONF.		11-17-0	.39286	196	0-2-0		76	184	155	.4906	155
TOTALS		RPI 1-25	RPI 26-50		W-L RECORDS		RPI 51-100		RPI 101-150		RPI 150+
19-31-0		0-1-0	0-7-0		OVERALL		1-8-0		6-10-0		12-5-0
10-9-0		0-0-0	0-3-0		HOME		0-0-0		1-3-0		9-3-0
6-16-0		0-0-0	0-4-0		AWAY		0-6-0		4-4-0		2-2-0
3-6-0		0-1-0	0-0-0		NEUTRAL		1-2-0		1-3-0		1-0-0
11-17-0		0-1-0	0-4-0		NON-CONFERENCE		1-5-0		1-7-0		9-0-0
6-2-0		0-0-0	0-0-0		HOME		0-0-0		0-2-0		6-0-0
2-9-0		0-0-0	0-0-0		AWAY		0-3-0		0-2-0		2-0-0
3-6-0		0-1-0	0-0-0		NEUTRAL		1-2-0		1-3-0		1-0-0
8-14-0		0-0-0	0-3-0		CONFERENCE		0-3-0		5-3-0		3-5-0
4-7-0		0-0-0	0-3-0		HOME		0-0-0		1-1-0		3-3-0
4-7-0		0-0-0	0-0-0		AWAY		0-3-0		4-2-0		0-2-0
0-0-0		0-0-0	0-0-0		NEUTRAL		0-0-0		0-0-0		0-0-0
RPI S	Opponent	Score	RPI S	Opponent	Score	RPI S	Opponent	Score	RPI S	Opponent	Score
4 N	Georgia Tech	0 16	28 A	Fordham	0 8	62 A	Charlotte	1 5	101 N	Marshall	1 10
			28 A	Fordham	0 3	73 N	Boston U.	5 14	101 N	Marshall	0 9
			38 H	Notre Dame	0 12	73 N	Boston U.	12 7	107 A	Stony Brook	2 6
			38 H	Notre Dame	1 11	84 A	South Fla.	0 7	107 A	Stony Brook	0 2
			38 H	Notre Dame	3 13	84 A	South Fla.	2 3	116 N	James Madison	4 5
			50 A	Long Island	1 8	84 A	South Fla.	0 8	124 A	St. John's (NY)	0 4
			50 A	Long Island	1 11	88 A	Towson	1 5	124 A	St. John's (NY)	3 2
						88 A	Towson	0 6	124 A	St. John's (NY)	4 0
						95 N	Kennesaw St.	1 6	136 H	Villanova	1 0
									136 H	Villanova	3 4
									138 A	Pittsburgh	8 2
									138 A	Pittsburgh	1 2
									138 A	Pittsburgh	7 5
									141 N	Mercer	6 2
									142 H	Monmouth	1 11
									142 H	Monmouth	0 4
									167 H	Providence	1 2
									167 H	Providence	0 2
									167 H	Providence	0 6
									173 H	Georgetown	3 0
									173 H	Georgetown	4 2
									173 H	Georgetown	3 2
									174 A	Connecticut	4 6
									174 A	Connecticut	2 6
									180 H	Iona	4 1
									180 H	Iona	9 1
									217 H	Sacred Heart	5 1
LAST 10 GAMES			107 A	Stony Brook	0 2	174 A	Connecticut	4 6	174 A	Connecticut	4 6
			107 A	Stony Brook	2 6	174 A	Connecticut	2 6	174 A	Connecticut	2 6
			167 H	Providence	1 2	138 A	Pittsburgh	7 5	180 H	Iona	4 1
			167 H	Providence	0 6	138 A	Pittsburgh	8 2	180 H	Iona	9 1
			167 H	Providence	0 2	138 A	Pittsburgh	1 2	217 H	Sacred Heart	5 1

Non-Div. I Games:

Seton Hall

RPI	S	Opponent	Score	
217	H	Sacred Heart	8	4
227	N	Howard	10	6
247	H	Central Conn. St.	15	0
247	H	Central Conn. St.	3	2
279	A	St. Peter's	7	0
279	A	St. Peter's	3	2

Seton Hall

S
e
t
o
n
H
a
l
l

S
e
t
o
n
H
a
l
l

Average RPI Win: 217		WON-LOST RECORD	WINNING PCT. RANK	LAST 10 GAMES	STRENGTH OF SCHEDULE	OPP. STRENGTH OF SCHEDULE	TEAM RPI	ADJ RPI	CONF. RPI	ADJ CONF. RPI		
Average RPI Loss: 143												
DIV. I ONLY		28-24-0	.53846 106	5-5-0	220	219	174	.4758 180	27	27		
DIV. I NON-CONF.		12-21-0	.36364 209	0-2-0	205	206	218	.44172 216	28	28		
<hr/>												
TOTALS		RPI 1-25		RPI 26-50		W-L RECORDS		RPI 51-100		RPI 101-150	RPI 150+	
28-24-0		0-1-0		0-3-0		OVERALL		0-0-0		3-8-0	25-12-0	
8-2-0		0-0-0		0-1-0		HOME		0-0-0		0-1-0	8-0-0	
16-18-0		0-1-0		0-2-0		AWAY		0-0-0		3-4-0	13-11-0	
4-4-0		0-0-0		0-0-0		NEUTRAL		0-0-0		0-3-0	4-1-0	
12-21-0		0-1-0		0-3-0		NON-CONFERENCE		0-0-0		1-6-0	11-11-0	
0-2-0		0-0-0		0-1-0		HOME		0-0-0		0-1-0	0-0-0	
9-15-0		0-1-0		0-0-		AWAY		0-0-0		1-2-0	8-10-0	
3-4-0		0-0-0		0-0-0		NEUTRAL		0-0-0		0-3-0	3-1-0	
16-3-0		0-0-0		0-0-0		CONFERENCE		0-0-0		2-2-0	14-1-0	
8-0-0		0-0-0		0-0-0		HOME		0-0-0		0-0-0	8-0-0	
7-3-0		0-0-0		0-0-0		AWAY		0-0-0		2-2-0	5-1-0	
1-0-0		0-0-0		0-0-0		NEUTRAL		0-0-0		0-0-0	1-0-0	
RPI S	Opponent	Score		RPI S	Opponent	Score		RPI S	Opponent	Score		
21 A	Florida St.	1	9	28 A	Fordham	1	6		107 H	Stony Brook	3 4	
				28 H	Fordham	0	6		118 A	UC Davis	5 9	
				30 A	Hofstra	0	6		118 A	UC Davis	3 2	
									124 A	St. John's (NY)	3 4	
									139 N	Nevada	0 6	
									139 N	Nevada	1 5	
									140 A	Canisius	2 6	
									140 A	Canisius	6 2	
									140 A	Canisius	4 1	
									140 A	Canisius	0 1	
									141 N	Mercer	0 8	
									156 A	Pacific	0 10	
									156 A	Pacific	0 7	
									159 A	Army	5 2	
									159 A	Army	7 3	
									165 A	St. Mary's (CA)	2 5	
									165 A	St. Mary's (CA)	4 5	
									177 N	Utah St.	5 0	
									179 A	Seton Hall	1 4	
									179 A	Seton Hall	1 9	
									181 A	Sacramento St.	5 0	
				LAST 10 GAMES					185 A	Drexel	2 10	
				140 A	Canisius	4 1	28 A	Fordham	1 6	185 A	Drexel	3 2
				140 A	Canisius	6 2	30 A	Hofstra	0 6	191 A	Quinnipiac	2 10
				197 N	Niagara	3 1	140 A	Canisius	2 6	195 N	Bowling Green	0 4
				279 H	St. Peter's	11 0	140 A	Canisius	0 1	197 A	Niagara	1 10
				279 H	St. Peter's	2 0	197 A	Niagara	1 10	197 A	Niagara	3 2

Non-Div. I Games:

Iona

I
o
n
a

RPI	S	Opponent	Score	
197	N	Niagara	3	1
205	A	Manhattan	7	4
205	A	Manhattan	8	1
208	A	Fairfield	5	2
208	A	Fairfield	10	0
236	H	Rider	1	0
236	H	Rider	11	1
239	A	Lafayette	15	0
239	A	Lafayette	2	4
243	H	Siena	5	0
243	H	Siena	1	0
247	A	Central Conn. St.	4	2
255	N	Fairleigh Dickinson	12	7
255	N	Fairleigh Dickinson	4	2
265	A	Columbia	4	5
265	A	Columbia	9	1
269	H	Marist	10	2
269	H	Marist	5	0
276	A	Norfolk St.	12	0
279	H	St. Peter's	2	0
279	H	St. Peter's	11	0

I
o
n
a

Iona

Average RPI Win:		179	WON-LOST RECORD		WINNING PCT. RANK		LAST 10 GAMES		STRENGTH OF SCHEDULE		OPP. STRENGTH OF SCHEDULE		TEAM RPI		ADJ RPI		CONF. RPI		ADJ CONF. RPI				
DIV. I ONLY			23-31-0		.42593 188		7-3-0		163		140		186		.47516 181		28		28				
DIV. I NON-CONF.			10-24-0		.29412 227		0-0-0		114		82		201		.46274 197		23		23				
TOTALS		RPI 1-25		RPI 26-50		W-L RECORDS		RPI 51-100		RPI 101-150		RPI 150+											
23-31-0		0-4-0		0-2-0		OVERALL		1-6-0		5-9-0		17-10-0											
10-12-0		0-0-0		0-0-0		HOME		0-5-0		1-3-0		9-4-0											
7-14-0		0-2-0		0-2-0		AWAY		0-0-0		4-5-0		3-5-0											
6-5-0		0-2-0		0-0-0		NEUTRAL		1-1-0		0-1-0		5-1-0											
10-24-0		0-4-0		0-2-0		NON-CONFERENCE		1-6-0		1-9-0		8-3-0											
4-10-0		0-0-0		0-0-0		HOME		0-5-0		1-3-0		3-2-0											
0-9-0		0-2-0		0-0-		AWAY		0-0-0		0-5-0		0-0-0											
6-5-0		0-2-0		0-0-0		NEUTRAL		1-1-0		0-1-0		5-1-0											
13-7-0		0-0-0		0-0-0		CONFERENCE		0-0-0		4-0-0		9-7-0											
6-2-0		0-0-0		0-0-0		HOME		0-0-0		0-0-0		6-2-0											
7-5-0		0-0-0		0-0-0		AWAY		0-0-0		4-0-0		3-5-0											
0-0-0		0-0-0		0-0-0		NEUTRAL		0-0-0		0-0-0		0-0-0											
RPI	S	Opponent		Score		RPI	S	Opponent		Score		RPI	S	Opponent		Score							
13	A	California		0	6	41	A	Fresno St.		0	6	62	H	Charlotte		4	10						
13	N	California		1	3	41	A	Fresno St.		2	3	62	H	Charlotte		3	6						
19	A	Stanford		0	1							62	H	Charlotte		3	4						
20	N	Illinois		1	7							67	N	Iowa St.		4	1						
												67	N	Iowa St.		3	4						
												92	H	Colorado St.		6	8						
												92	H	Colorado St.		4	9						
												102	H	San Jose St.		5	7						
												102	H	San Jose St.		3	4						
												108	A	Cal Poly		9	0						
												108	A	Cal Poly		4	3						
												118	A	UC Davis		2	3						
												118	A	UC Davis		3	7						
												118	A	UC Davis		5	7						
												118	A	UC Davis		3	4						
												132	A	Loyola Marymount		12	8						
												132	A	Loyola Marymount		9	6						
												132	A	Loyola Marymount		4	3						
												132	A	Loyola Marymount		7	5						
												139	H	Nevada		4	3						
												139	H	Nevada		6	3						
												139	N	Nevada		3	2						
												156	N	Pacific		2	4						
												156	N	Pacific		1	4						
												165	A	St. Mary's (CA)		3	2						
												165	A	St. Mary's (CA)		2	4						
												165	A	St. Mary's (CA)		1	4						
												165	A	St. Mary's (CA)		2	4						
												165	A	St. Mary's (CA)		5	3						
												175	H	Boise St.		2	11						
												175	H	Boise St.		7	5						
												177	H	Utah St.		10	2						
												177	H	Utah St.		3	0						
												180	H	Iona		0	5						
												184	A	San Diego		4	0						
												184	A	San Diego		1	0						
LAST 10 GAMES																							
132 A Loyola Marymount						12	8	209 H Cal St. Bakersfield						2	3	177 H Utah St.						10	2
132 A Loyola Marymount						9	6	209 H Cal St. Bakersfield						2	4	177 H Utah St.						3	0
132 A Loyola Marymount						9	0	209 H Cal St. Bakersfield						4	3	180 H Iona						0	5
132 A Loyola Marymount						4	3	249 H Santa Clara						16	0	184 A San Diego						4	0
209 H Cal St. Bakersfield						8	0	165 A St. Mary's (CA)						1	4	184 A San Diego						1	0

Non-Div. I Games:

Sacramento St.

RPI	S	Opponent	Score	
184	A	San Diego	4	6
184	A	San Diego	1	2
187	N	UC Riverside	2	6
187	N	UC Riverside	8	4
187	N	UC Riverside	2	0
209	H	Cal St. Bakersfield	8	0
209	H	Cal St. Bakersfield	2	3
209	H	Cal St. Bakersfield	2	4
209	H	Cal St. Bakersfield	4	3
212	N	UC Santa Barbara	5	2
249	H	Santa Clara	17	0
249	H	Santa Clara	6	2
249	H	Santa Clara	10	3
249	H	Santa Clara	16	0

Sacramento St.

S
a
c
r
a
m
e
n
t
o
s
t
.

S
a
c
r
a
m
e
n
t
o
s
t
.

Average RPI Win: 163		WON-LOST	WINNING	LAST 10	STRENGTH OF	OPP. STRENGTH	TEAM	ADJ	CONF.	ADJ CONF.					
Average RPI Loss: 139		RECORD	PCT. RANK	GAMES	SCHEDULE	OF SCHEDULE	RPI	RPI	RPI	RPI					
DIV. I ONLY		23-28-0	.45098	177	4-6-0	144	178	169	.47502	182	19	19			
DIV. I NON-CONF.		11-19-0	.36667	208	0-0-0	216	185	220	.43846	219	20	20			
<hr/>															
TOTALS		RPI 1-25	RPI 26-50		W-L RECORDS		RPI 51-100		RPI 101-150		RPI 150+				
23-28-0		0-0-0	1-4-0		OVERALL		3-7-0		4-6-0		15-11-0				
7-5-0		0-0-0	0-0-0		HOME		1-3-0		1-1-0		5-1-0				
8-11-0		0-0-0	1-3-0		AWAY		1-3-0		1-2-0		5-3-0				
8-12-0		0-0-0	0-1-0		NEUTRAL		1-1-0		2-3-0		5-7-0				
11-19-0		0-0-0	1-4-0		NON-CONFERENCE		2-4-0		2-3-0		6-8-0				
0-0-0		0-0-0	0-0-0		HOME		0-0-0		0-0-0		0-0-0				
3-7-0		0-0-0	1-0-		AWAY		1-3-0		0-0-0		1-1-0				
8-12-0		0-0-0	0-1-0		NEUTRAL		1-1-0		2-3-0		5-7-0				
12-9-0		0-0-0	0-0-0		CONFERENCE		1-3-0		2-3-0		9-3-0				
7-5-0		0-0-0	0-0-0		HOME		1-3-0		1-1-0		5-1-0				
5-4-0		0-0-0	0-0-0		AWAY		0-0-0		1-2-0		4-2-0				
0-0-0		0-0-0	0-0-0		NEUTRAL		0-0-0		0-0-0		0-0-0				
RPI	S	Opponent	Score	RPI	S	Opponent	Score	RPI	S	Opponent	Score	RPI	S	Opponent	Score
33	N	BYU	1 9	51	N	Southern Ill.	5 1	107	A	Stony Brook	2 3	107	A	Stony Brook	9 1
34	A	UCF	6 4	73	H	Boston U.	1 5	107	A	Stony Brook	1 3	107	A	Stony Brook	0 1
44	A	Texas Tech	9 12	73	H	Boston U.	7 2	107	H	Stony Brook	5 1	107	H	Stony Brook	2 0
44	A	Texas Tech	3 4	73	H	Boston U.	0 6	128	N	Appalachian St.	2 5	133	N	Boston College	5 7
44	A	Texas Tech	0 5	73	H	Boston U.	3 5	138	N	Pittsburgh	1 4	149	N	Bethune-Cookman	8 4
				77	A	Stetson	3 2	149	N	Bethune-Cookman	4 0	153	H	Binghamton	4 0
				77	A	Stetson	0 8	153	H	Binghamton	3 2	153	H	Binghamton	7 4
				84	A	South Fla.	1 7	160	A	Albany (NY)	5 1	160	A	Albany (NY)	3 2
				84	A	South Fla.	3 5	160	A	Albany (NY)	1 4	170	H	UMBC	1 4
				96	N	St. Joseph's	3 4	170	H	UMBC	8 7	170	H	UMBC	5 7
								177	N	Utah St.	2 3	201	N	Western Mich.	12 7
								211	N	UMKC	6 7	211	N	UMKC	2 3
								212	N	UC Santa Barbara	1 0	229	A	Hartford	8 0
								229	A	Hartford	2 5	229	A	Hartford	8 7
								229	A	Hartford	2 5	229	A	Hartford	2 5
LAST 10 GAMES															
107	H	Stony Brook	0 1	107	A	Stony Brook	2 3	211	N	UMKC	6 7	212	N	UC Santa Barbara	2 3
73	H	Boston U.	1 5	73	H	Boston U.	0 6	229	A	Hartford	1 0	229	A	Hartford	8 0
107	H	Stony Brook	5 1	73	H	Boston U.	7 2	229	A	Hartford	8 0	229	A	Hartford	2 5
107	A	Stony Brook	1 3	73	H	Boston U.	0 5	229	A	Hartford	2 5	229	A	Hartford	2 5
107	A	Stony Brook	9 1	170	H	UMBC	8 7	229	A	Hartford	2 5	229	A	Hartford	2 5

Non-Div. I Games:

Maine

RPI	S	Opponent	Score	
230	N	Dayton	7	4
230	N	Dayton	7	5
244	N	St. Francis (PA)	2	1
252	N	Holy Cross	12	2
252	N	Holy Cross	1	3
259	N	Utah Valley	8	10
271	A	Bryant	4	5
271	A	Bryant	6	0
273	N	Idaho St.	5	6

Maine

Average RPI Win:		164	WON-LOST RECORD		WINNING PCT. RANK	LAST 10 GAMES		STRENGTH OF SCHEDULE		OPP. STRENGTH OF SCHEDULE	TEAM RPI	ADJ RPI		CONF. RPI	ADJ CONF. RPI		
Average RPI Loss:		123															
DIV. I ONLY			27-31-0		.46552	165	4-6-0		170	148	170	.4748	183	12	13		
DIV. I NON-CONF.			16-17-0		.48485	150	0-0-0		222	156	182	.46598	192	14	14		
TOTALS		RPI 1-25		RPI 26-50		W-L RECORDS		RPI 51-100		RPI 101-150		RPI 150+					
27-31-0		0-2-0		0-3-0		OVERALL		4-10-0		9-6-0		14-10-0					
15-14-0		0-1-0		0-3-0		HOME		2-4-0		3-4-0		10-2-0					
6-14-0		0-1-0		0-0-0		AWAY		1-5-0		4-2-0		1-6-0					
6-3-0		0-0-0		0-0-0		NEUTRAL		1-1-0		2-0-0		3-2-0					
16-17-0		0-2-0		0-0-0		NON-CONFERENCE		4-6-0		3-3-0		9-6-0					
10-7-0		0-1-0		0-0-0		HOME		2-3-0		1-2-0		7-1-0					
3-7-0		0-1-0		0-0-		AWAY		1-2-0		1-1-0		1-3-0					
3-3-0		0-0-0		0-0-0		NEUTRAL		1-1-0		1-0-0		1-2-0					
11-14-0		0-0-0		0-3-0		CONFERENCE		0-4-0		6-3-0		5-4-0					
5-7-0		0-0-0		0-3-0		HOME		0-1-0		2-2-0		3-1-0					
3-7-0		0-0-0		0-0-0		AWAY		0-3-0		3-1-0		0-3-0					
3-0-0		0-0-0		0-0-0		NEUTRAL		0-0-0		1-0-0		2-0-0					
RPI	S	Opponent		Score		RPI	S	Opponent		Score		RPI	S	Opponent		Score	
21	A	Florida St.		0	4	42	H	Radford		0	6	56	H	Longwood		7	6
23	H	DePaul		1	6	42	H	Radford		4	6	56	N	Longwood		0	9
						42	H	Radford		1	9	60	A	North Carolina St.		2	8
												64	A	S.C. Upstate		0	4
												64	A	S.C. Upstate		4	2
												64	N	S.C. Upstate		6	1
												78	A	Liberty		0	2
												78	A	Liberty		2	3
												78	A	Liberty		2	8
												78	H	Liberty		3	5
												85	H	Elon		2	0
												85	H	Elon		1	13
												87	H	Kent St.		3	7
												100	H	Jacksonville		0	6

Non-Div. I Games:

Coastal Caro.

RPI	S	Opponent	Score	
219	H	Presbyterian	4	2
219	H	Presbyterian	2	6
228	H	Eastern Ky.	13	1
238	N	South Dakota St.	2	5
238	N	South Dakota St.	1	2
243	H	Siena	2	3
250	A	UNC Wilmington	6	9
250	A	UNC Wilmington	4	2
250	H	UNC Wilmington	9	0
250	H	UNC Wilmington	6	1
257	H	Oakland	3	2
262	H	Houston Baptist	17	0

Coastal Caro.

C
o
a
s
t
a
l
C
a
r
o
.

C
o
a
s
t
a
l
C
a
r
o
.

Average RPI Win: 178		WON-LOST	WINNING	LAST 10	STRENGTH OF		OPP. STRENGTH	TEAM	ADJ	CONF.	ADJ CONF.				
Average RPI Loss: 130		RECORD	PCT. RANK	GAMES	SCHEDULE		OF SCHEDULE	RPI	RPI	RPI	RPI				
DIV. I ONLY		22-25-0	.46809	162	8-2-0		210	134	188	.47245	184	28	28		
DIV. I NON-CONF.		11-18-0	.37931	201	0-0-0		149	90	189	.4744	177	23	23		
TOTALS		RPI 1-25	RPI 26-50		W-L RECORDS		RPI 51-100		RPI 101-150		RPI 150+				
22-25-0		0-3-0	2-2-0		OVERALL		0-5-0		4-1-0		16-14-0				
18-10-0		0-1-0	1-0-0		HOME		0-2-0		4-0-0		13-7-0				
2-8-0		0-0-0	0-1-0		AWAY		0-1-0		0-1-0		2-5-0				
2-7-0		0-2-0	1-1-0		NEUTRAL		0-2-0		0-0-0		1-2-0				
11-18-0		0-3-0	2-2-0		NON-CONFERENCE		0-5-0		0-1-0		9-7-0				
9-7-0		0-1-0	1-0-0		HOME		0-2-0		0-0-0		8-4-0				
0-4-0		0-0-0	0-0-		AWAY		0-1-0		0-1-0		0-1-0				
2-7-0		0-2-0	1-1-0		NEUTRAL		0-2-0		0-0-0		1-2-0				
11-7-0		0-0-0	0-0-0		CONFERENCE		0-0-0		4-0-0		7-7-0				
9-3-0		0-0-0	0-0-0		HOME		0-0-0		4-0-0		5-3-0				
2-4-0		0-0-0	0-0-0		AWAY		0-0-0		0-0-0		2-4-0				
0-0-0		0-0-0	0-0-0		NEUTRAL		0-0-0		0-0-0		0-0-0				
RPI	S	Opponent	Score	RPI	S	Opponent	Score	RPI	S	Opponent	Score	RPI	S	Opponent	Score
14	N	Hawaii	3 16	26	A	San Diego St.	0 4	53	A	UNLV	3 11	103	A	Long Beach St.	1 6
22	H	Massachusetts	1 3	26	H	San Diego St.	3 2	53	N	UNLV	3 4	132	H	Loyola Marymount	7 2
25	N	Oregon	5 14	33	N	BYU	3 11	58	H	Oregon St.	2 9	132	H	Loyola Marymount	4 1
				38	N	Notre Dame	2 1	76	N	Purdue	5 6	132	H	Loyola Marymount	6 3
								90	H	Kansas	4 5	132	H	Loyola Marymount	6 5
												151	H	Ill.-Chicago	8 7
												165	A	St. Mary's (CA)	5 6
												165	A	St. Mary's (CA)	0 11
												166	H	Harvard	3 2
												168	H	Wisconsin	1 12
												175	H	Boise St.	6 5
												175	N	Boise St.	4 3
												175	N	Boise St.	2 10
												176	H	Northern Ill.	1 7
												176	H	Northern Ill.	4 0
												181	H	Sacramento St.	0 1
												181	H	Sacramento St.	6 4
												181	H	Sacramento St.	0 4
												181	H	Sacramento St.	2 1
												187	A	UC Riverside	1 6
												187	H	UC Riverside	7 4
												207	H	Buffalo	3 4
												207	N	Buffalo	3 5
												209	A	Cal St. Bakersfield	3 4
												209	A	Cal St. Bakersfield	7 6
												209	A	Cal St. Bakersfield	3 9
												209	A	Cal St. Bakersfield	6 5
												209	A	Cal St. Bakersfield	6 5
LAST 10 GAMES															
				249	H	Santa Clara	4 1	132	H	Loyola Marymount	7 2	207	H	Buffalo	3 4
				249	H	Santa Clara	1 5	132	H	Loyola Marymount	4 1	209	A	Cal St. Bakersfield	3 4
				249	H	Santa Clara	4 0	132	H	Loyola Marymount	6 3	209	A	Cal St. Bakersfield	7 6
				249	H	Santa Clara	6 5	209	A	Cal St. Bakersfield	3 9	209	A	Cal St. Bakersfield	3 9
				132	H	Loyola Marymount	6 5	209	A	Cal St. Bakersfield	6 5	209	A	Cal St. Bakersfield	6 5

Non-Div. I Games:

San Diego

RPI	S	Opponent	Score	
212	H	UC Santa Barbara	1	6
212	H	UC Santa Barbara	6	1
249	H	Santa Clara	4	1
249	H	Santa Clara	1	5
249	H	Santa Clara	4	0
249	H	Santa Clara	6	5
275	H	North Dakota	4	2
275	H	North Dakota	11	1

San Diego

Average RPI Win: 195		WON-LOST	WINNING	LAST 10	STRENGTH OF		OPP. STRENGTH	TEAM	ADJ		CONF.	ADJ CONF.			
Average RPI Loss: 122		RECORD	PCT. RANK	GAMES	SCHEDULE		OF SCHEDULE	RPI	RPI		RPI	RPI			
DIV. I ONLY		20-24-0	.45455	173	3-7-0		177	160	183	.4724	185	14	14		
DIV. I NON-CONF.		12-11-0	.52174	123	0-1-0		220	201	170	.47968	167	15	15		
TOTALS		RPI 1-25	RPI 26-50		W-L RECORDS		RPI 51-100		RPI 101-150		RPI 150+				
20-24-0		0-0-0	0-3-0		OVERALL		1-8-0		2-6-0		17-7-0				
10-9-0		0-0-0	0-0-0		HOME		1-2-0		1-2-0		8-5-0				
8-11-0		0-0-0	0-3-0		AWAY		0-5-0		0-1-0		8-2-0				
2-4-0		0-0-0	0-0-0		NEUTRAL		0-1-0		1-3-0		1-0-0				
12-11-0		0-0-0	0-0-0		NON-CONFERENCE		0-3-0		1-4-0		11-4-0				
4-3-0		0-0-0	0-0-0		HOME		0-0-0		0-0-0		4-3-0				
6-4-0		0-0-0	0-0-		AWAY		0-2-0		0-1-0		6-1-0				
2-4-0		0-0-0	0-0-0		NEUTRAL		0-1-0		1-3-0		1-0-0				
8-13-0		0-0-0	0-3-0		CONFERENCE		1-5-0		1-2-0		6-3-0				
6-6-0		0-0-0	0-0-0		HOME		1-2-0		1-2-0		4-2-0				
2-7-0		0-0-0	0-3-0		AWAY		0-3-0		0-0-0		2-1-0				
0-0-0		0-0-0	0-0-0		NEUTRAL		0-0-0		0-0-0		0-0-0				
RPI	S	Opponent	Score	RPI	S	Opponent	Score	RPI	S	Opponent	Score	RPI	S	Opponent	Score
				30	A	Hofstra	2 12	66	A	Georgia St.	0 3	103	N	Memphis	2 5
				30	A	Hofstra	3 4	66	A	Georgia St.	2 3	116	H	James Madison	2 7
				30	A	Hofstra	1 2	66	A	Georgia St.	1 4	116	H	James Madison	1 4
								69	N	Virginia Tech	3 5	116	H	James Madison	4 3
								88	H	Towson	2 7	125	N	UNC Greensboro	3 0
								88	H	Towson	3 7	136	A	Villanova	4 5
								88	H	Towson	5 2	143	N	North Dakota St.	3 10
								96	A	St. Joseph's	1 2	149	N	Bethune-Cookman	1 5
								100	A	Jacksonville	0 3	158	H	Bucknell	2 3
												158	H	Bucknell	3 1
												168	N	Wisconsin	6 5
												173	H	Georgetown	4 0
												178	A	Delaware	5 4
												178	A	Delaware	4 7
												178	A	Delaware	3 2
												180	H	Iona	10 2
												180	H	Iona	2 3
												206	A	Temple	2 1
												206	A	Temple	0 2
												212	A	UC Santa Barbara	4 2
												223	H	George Mason	6 2
												223	H	George Mason	1 10
												223	H	George Mason	3 2
												226	A	Penn	7 0
												226	A	Penn	8 2
												233	H	La Salle	3 1
												233	H	La Salle	1 4
LAST 10 GAMES															
				30	A	Hofstra	3 4	116	H	James Madison	4 3	223	H	George Mason	3 2
				30	A	Hofstra	1 2	136	A	Villanova	4 5	226	A	Penn	7 0
				30	A	Hofstra	2 12	178	A	Delaware	5 4	226	A	Penn	8 2
				116	H	James Madison	2 7	178	A	Delaware	3 2	233	H	La Salle	3 1
				116	H	James Madison	1 4	178	A	Delaware	4 7	233	H	La Salle	1 4

Non-Div. I Games:

Drexel

RPI	S	Opponent	Score	
239	A	Lafayette	13	7
239	A	Lafayette	8	0
250	H	UNC Wilmington	4	3
250	H	UNC Wilmington	2	5
250	H	UNC Wilmington	2	1

Drexel

D
r
e
x
e
l

D
r
e
x
e
l

Average RPI Win:	200	WON-LOST RECORD	WINNING PCT. RANK	LAST 10 GAMES	STRENGTH OF SCHEDULE	OPP. STRENGTH OF SCHEDULE	TEAM RPI	ADJ RPI	CONF. RPI	ADJ CONF. RPI		
DIV. I ONLY		27-27-0	.5	135	5-5-0	204	189	177	.47145	186	15	15
DIV. I NON-CONF.		14-10-0	.58333	92	0-2-0	247	259	174	.47089	184	16	16
<hr/>												
TOTALS	RPI 1-25	RPI 26-50		W-L RECORDS		RPI 51-100		RPI 101-150		RPI 150+		
27-27-0	0-3-0	1-1-0		OVERALL		3-7-0		7-12-0		16-4-0		
15-8-0	0-0-0	0-0-0		HOME		0-0-0		7-6-0		8-2-0		
8-17-0	0-3-0	0-0-0		AWAY		3-7-0		0-5-0		5-2-0		
4-2-0	0-0-0	1-1-0		NEUTRAL		0-0-0		0-1-0		3-0-0		
14-10-0	0-3-0	1-1-0		NON-CONFERENCE		1-0-0		0-4-0		12-2-0		
7-1-0	0-0-0	0-0-0		HOME		0-0-0		0-1-0		7-0-0		
3-7-0	0-3-0	0-0-		AWAY		1-0-0		0-2-0		2-2-0		
4-2-0	0-0-0	1-1-0		NEUTRAL		0-0-0		0-1-0		3-0-0		
13-17-0	0-0-0	0-0-0		CONFERENCE		2-7-0		7-8-0		4-2-0		
8-7-0	0-0-0	0-0-0		HOME		0-0-0		7-5-0		1-2-0		
5-10-0	0-0-0	0-0-0		AWAY		2-7-0		0-3-0		3-0-0		
0-0-0	0-0-0	0-0-0		NEUTRAL		0-0-0		0-0-0		0-0-0		
RPI S	Opponent	Score	RPI S	Opponent	Score	RPI S	Opponent	Score	RPI S	Opponent	Score	
6 A	Florida	0 15	39 N	UAB	2 5	83 A	McNeese St.	6 7	105 H	Texas-Arlington	0 4	
6 A	Florida	1 10	39 N	UAB	3 2	83 A	McNeese St.	2 9	105 H	Texas-Arlington	1 5	
6 A	Florida	0 5				83 A	McNeese St.	0 4	105 H	Texas-Arlington	2 1	
						91 A	Texas St.	1 0	109 A	A&M-Corpus Christi	3 4	
						91 A	Texas St.	1 7	109 A	A&M-Corpus Christi	0 3	
						91 A	Texas St.	4 6	109 A	A&M-Corpus Christi	0 4	
						94 A	Stephen F. Austin	3 2	113 A	Southern Miss.	2 8	
						94 A	Stephen F. Austin	0 2	113 A	Southern Miss.	0 8	
						94 A	Stephen F. Austin	0 4	117 H	La.-Monroe	0 4	
						98 A	South Ala.	3 2	117 N	La.-Monroe	4 5	
									130 H	Nicholls St.	4 3	
									130 H	Nicholls St.	6 5	
									130 H	Nicholls St.	5 6	
									144 H	UTSA	1 0	
									144 H	UTSA	0 4	
									144 H	UTSA	5 1	
									150 H	Sam Houston St.	2 11	
									150 H	Sam Houston St.	1 0	
									150 H	Sam Houston St.	10 7	
									204 H	Central Ark.	5 4	
									204 H	Central Ark.	1 8	
									204 H	Central Ark.	1 5	
			LAST 10 GAMES						211 N	UMKC	13 2	
			144 H	UTSA	0 4	91 A	Texas St.	1 7	237 A	Southeastern La.	7 1	
			144 H	UTSA	1 0	91 A	Texas St.	4 6	237 A	Southeastern La.	2 0	
			144 H	UTSA	5 1	91 A	Texas St.	1 0	237 A	Southeastern La.	6 2	
			113 A	Southern Miss.	2 8	130 H	Nicholls St.	6 5	258 N	Belmont	3 1	
			113 A	Southern Miss.	0 8	130 H	Nicholls St.	4 3				

Non-Div. I Games:

Northwestern St.

RPI	S	Opponent	Score	
263	A	Southern U.	3	7
263	H	Southern U.	9	4
264	A	Centenary (LA)	1	3
264	H	Centenary (LA)	9	1
266	A	Alcorn St.	6	2
266	A	Alcorn St.	8	4
274	H	Texas Southern	11	0
278	N	Jackson St.	5	2
283	H	Grambling	4	1
283	H	Grambling	11	0
287	H	Prairie View	13	2
287	H	Prairie View	13	0

Northwestern St.

N
o
r
t
h
w
e
s
t
e
r
n
s
t
.

N
o
r
t
h
w
e
s
t
e
r
n
s
t
.

Average RPI Win:		166	WON-LOST RECORD		WINNING PCT. RANK		LAST 10 GAMES		STRENGTH OF SCHEDULE		OPP. STRENGTH OF SCHEDULE		TEAM RPI		ADJ RPI		CONF. RPI		ADJ CONF. RPI				
Average RPI Loss:		118																					
DIV. I ONLY			22-32-0		.40741 195		0-10-0		181		118		196		.4695 187		16		16				
DIV. I NON-CONF.			15-18-0		.45455 165		0-0-0		126		148		149		.49718 144		11		11				
TOTALS		RPI 1-25		RPI 26-50		W-L RECORDS		RPI 51-100		RPI 101-150		RPI 150+											
22-32-0		1-3-0		0-3-0		OVERALL		1-5-0		5-8-0		15-13-0											
15-11-0		1-0-0		0-2-0		HOME		0-3-0		2-0-0		12-6-0											
5-11-0		0-1-0		0-0-0		AWAY		0-0-0		3-8-0		2-2-0											
2-10-0		0-2-0		0-1-0		NEUTRAL		1-2-0		0-0-0		1-5-0											
15-18-0		1-3-0		0-3-0		NON-CONFERENCE		1-2-0		3-1-0		10-9-0											
12-5-0		1-0-0		0-2-0		HOME		0-0-0		2-0-0		9-3-0											
1-3-0		0-1-0		0-0-		AWAY		0-0-0		1-1-0		0-1-0											
2-10-0		0-2-0		0-1-0		NEUTRAL		1-2-0		0-0-0		1-5-0											
7-14-0		0-0-0		0-0-0		CONFERENCE		0-3-0		2-7-0		5-4-0											
3-6-0		0-0-0		0-0-0		HOME		0-3-0		0-0-0		3-3-0											
4-8-0		0-0-0		0-0-0		AWAY		0-0-0		2-7-0		2-1-0											
0-0-0		0-0-0		0-0-0		NEUTRAL		0-0-0		0-0-0		0-0-0											
RPI	S	Opponent		Score		RPI	S	Opponent		Score		RPI	S	Opponent		Score		RPI	S	Opponent		Score	
5	H	UCLA		3	2	27	H	Ohio St.		1	7	57	N	North Texas		1	9	103	A	Long Beach St.		0	2
13	N	California		0	3	38	H	Notre Dame		0	10	57	N	North Texas		8	5	103	A	Long Beach St.		1	4
19	A	Stanford		1	9	41	N	Fresno St.		2	10	57	N	North Texas		2	7	103	A	Long Beach St.		0	4
20	N	Illinois		0	8							86	H	Cal St. Northridge		1	11	108	A	Cal Poly		2	3
												86	H	Cal St. Northridge		0	8	108	A	Cal Poly		5	0
												86	H	Cal St. Northridge		5	7	108	A	Cal Poly		10	0
																		118	A	UC Davis		2	10
																		118	A	UC Davis		1	4
																		118	A	UC Davis		4	5
																		120	H	Utah		5	3
																		120	H	Utah		7	3
																		144	A	UTSA		0	6
																		144	A	UTSA		7	6
																		156	H	Pacific		4	6
																		156	H	Pacific		2	11
																		156	H	Pacific		4	3
																		165	N	St. Mary's (CA)		0	7
																		165	N	St. Mary's (CA)		1	5
																		166	H	Harvard		11	1
																		168	A	Cal St. Fullerton		1	2
																		168	A	Cal St. Fullerton		5	4
																		168	A	Cal St. Fullerton		4	1
																		175	H	Boise St.		9	8
																		175	N	Boise St.		4	8
																		176	H	Northern Ill.		6	7
																		181	N	Sacramento St.		6	2
																		181	N	Sacramento St.		0	2
				LAST 10 GAMES																			
				103	A	Long Beach St.		0	4	86	H	Cal St. Northridge		1	11	175	H	Boise St.		9	8		
				103	A	Long Beach St.		1	4	118	A	UC Davis		2	10	175	N	Boise St.		4	8		
				103	A	Long Beach St.		0	2	118	A	UC Davis		1	4	176	H	Northern Ill.		6	7		
				86	H	Cal St. Northridge		5	7	118	A	UC Davis		4	5	181	N	Sacramento St.		6	2		
				86	H	Cal St. Northridge		0	8	156	H	Pacific		4	6	181	N	Sacramento St.		0	2		

Non-Div. I Games:

UC Riverside

RPI	S	Opponent	Score	
181	N	Sacramento St.	4	8
184	A	San Diego	4	7
184	H	San Diego	6	1
194	H	East Tenn. St.	3	2
194	H	East Tenn. St.	2	5
207	H	Buffalo	3	1
207	H	Buffalo	4	5
209	H	Cal St. Bakersfield	10	2
209	H	Cal St. Bakersfield	4	2
212	H	UC Santa Barbara	1	4
212	H	UC Santa Barbara	4	1
212	H	UC Santa Barbara	7	2
273	H	Idaho St.	9	2
273	H	Idaho St.	3	0

UC Riverside

Average RPI Win:		182	WON-LOST RECORD		WINNING PCT. RANK		LAST 10 GAMES		STRENGTH OF SCHEDULE		OPP. STRENGTH OF SCHEDULE		TEAM RPI		ADJ RPI		CONF. RPI		ADJ CONF. RPI						
DIV. I ONLY			11-37-0		.22917 268		1-9-0		44		72		189		.4688 188		7		7						
DIV. I NON-CONF.			10-23-0		.30303 224		0-2-0		75		66		178		.47448 176		8		8						
TOTALS		RPI 1-25		RPI 26-50		W-L RECORDS		RPI 51-100		RPI 101-150		RPI 150+													
11-37-0		0-8-0		1-7-0		OVERALL		1-14-0		2-6-0		7-2-0													
3-19-0		0-3-0		0-3-0		HOME		0-9-0		0-3-0		3-1-0													
1-8-0		0-1-0		0-3-0		AWAY		1-3-0		0-1-0		0-0-0													
7-10-0		0-4-0		1-1-0		NEUTRAL		0-2-0		2-2-0		4-1-0													
10-23-0		0-8-0		1-1-0		NON-CONFERENCE		1-8-0		1-4-0		7-2-0													
3-11-0		0-3-0		0-0-0		HOME		0-6-0		0-1-0		3-1-0													
1-2-0		0-1-0		0-0-		AWAY		1-0-0		0-1-0		0-0-0													
6-10-0		0-4-0		1-1-0		NEUTRAL		0-2-0		1-2-0		4-1-0													
1-14-0		0-0-0		0-6-0		CONFERENCE		0-6-0		1-2-0		0-0-0													
0-8-0		0-0-0		0-3-0		HOME		0-3-0		0-2-0		0-0-0													
0-6-0		0-0-0		0-3-0		AWAY		0-3-0		0-0-0		0-0-0													
1-0-0		0-0-0		0-0-0		NEUTRAL		0-0-0		1-0-0		0-0-0													
RPI	S	Opponent		Score		RPI	S	Opponent		Score		RPI	S	Opponent		Score		RPI	S	Opponent		Score			
2	N	Washington		1	10	26	A	San Diego St.		2	7	53	A	UNLV		3	8	102	N	San Jose St.		2	0		
9	A	Missouri		0	2	26	H	San Diego St.		1	6	53	A	UNLV		11	12	102	N	San Jose St.		1	6		
10	H	Arizona		0	14	26	H	San Diego St.		6	7	53	H	UNLV		1	3	105	N	Texas-Arlington		2	3		
10	H	Arizona		0	8	31	N	Louisville		6	5	59	H	Baylor		4	5	120	H	Utah		1	9		
10	H	Arizona		2	10	33	A	BYU		6	11	59	H	Baylor		3	7	120	H	Utah		2	10		
10	N	Arizona		3	9	33	A	BYU		1	6	59	H	Baylor		0	8	120	N	Utah		10	6		
18	N	Oklahoma St.		1	2	33	H	BYU		5	10	59	H	Baylor		4	17	127	A	New Mexico St.		0	10		
20	N	Illinois		0	7	41	N	Fresno St.		2	8	75	H	UTEP		3	7	127	H	New Mexico St.		3	12		
												75	H	UTEP		2	12	176	N	Northern Ill.		7	2		
												75	N	UTEP		5	7	200	N	Bradley		14	5		
												76	N	Purdue		4	12	235	N	Northern Colo.		12	5		
												91	A	Texas St.		8	0	235	N	Northern Colo.		11	13		
												92	A	Colorado St.		1	4	256	H	Seattle		9	0		
												92	H	Colorado St.		5	9	256	H	Seattle		3	9		
												92	H	Colorado St.		1	2	256	H	Seattle		9	8		
																		256	H	Seattle		6	1		
																		282	N	Weber St.		8	1		
LAST 10 GAMES																									
						26	H	San Diego St.		6	7	33	A	BYU		6	11								
						26	H	San Diego St.		1	6	120	N	Utah		10	6								
						53	H	UNLV		1	3	75	H	UTEP		3	7								
						92	A	Colorado St.		1	4	75	H	UTEP		2	12								
						33	A	BYU		1	6	92	H	Colorado St.		5	9								

Non-Div. I Games:

New Mexico

Average RPI Win: 168		WON-LOST	WINNING	LAST 10	STRENGTH OF		OPP. STRENGTH	TEAM	ADJ		CONF.	ADJ CONF.
Average RPI Loss: 113		RECORD	PCT. RANK	GAMES	SCHEDULE		OF SCHEDULE	RPI	RPI		RPI	RPI
DIV. I ONLY		19-31-0	.38	213	6-4-0		137	144	190		.46876	189
DIV. I NON-CONF.		9-17-0	.34615	215	0-1-0		137	125	200		.46399	195
TOTALS		RPI 1-25	RPI 26-50		W-L RECORDS		RPI 51-100		RPI 101-150		RPI 150+	
19-31-0		0-1-0	0-4-0		OVERALL		4-12-0		7-5-0		8-9-0	
9-13-0		0-0-0	0-1-0		HOME		2-7-0		6-4-0		1-1-0	
6-13-0		0-1-0	0-2-0		AWAY		2-4-0		0-0-0		4-6-0	
4-5-0		0-0-0	0-1-0		NEUTRAL		0-1-0		1-1-0		3-2-0	
9-17-0		0-1-0	0-4-0		NON-CONFERENCE		1-6-0		4-2-0		4-4-0	
4-6-0		0-0-0	0-1-0		HOME		0-3-0		3-1-0		1-1-0	
1-6-0		0-1-0	0-0-		AWAY		1-2-0		0-0-0		0-1-0	
4-5-0		0-0-0	0-1-0		NEUTRAL		0-1-0		1-1-0		3-2-0	
10-14-0		0-0-0	0-0-0		CONFERENCE		3-6-0		3-3-0		4-5-0	
5-7-0		0-0-0	0-0-0		HOME		2-4-0		3-3-0		0-0-0	
5-7-0		0-0-0	0-0-0		AWAY		1-2-0		0-0-0		4-5-0	
0-0-0		0-0-0	0-0-0		NEUTRAL		0-0-0		0-0-0		0-0-0	
RPI S	Opponent	Score	RPI S	Opponent	Score	RPI S	Opponent	Score	RPI S	Opponent	Score	
15 A	Arizona St.	1 6	36 A	Auburn	0 13	65 H	Mississippi	1 3	110 N	UNI	11 7	
			39 A	UAB	3 4	65 H	Mississippi	3 7	125 H	UNC Greensboro	7 1	
			39 H	UAB	1 7	68 H	Chattanooga	2 3	125 H	UNC Greensboro	3 5	
			39 N	UAB	2 8	68 H	Chattanooga	4 7	125 H	UNC Greensboro	5 4	
						68 H	Chattanooga	1 12	128 H	Appalachian St.	2 5	
						70 N	Creighton	0 1	128 H	Appalachian St.	1 5	
						80 A	Jacksonville St.	2 3	128 H	Appalachian St.	7 0	
						81 H	Troy	6 9	130 N	Nicholls St.	2 3	
						85 A	Elon	3 5	135 H	Miami (OH)	4 1	
						85 A	Elon	2 1	135 H	Miami (OH)	2 1	
						85 A	Elon	4 8	141 H	Mercer	1 0	
						95 A	Kennesaw St.	0 1	141 H	Mercer	0 5	
						97 H	Ga. Southern	0 1	162 A	Furman	2 3	
						97 H	Ga. Southern	6 5	162 A	Furman	2 5	
						97 H	Ga. Southern	7 2	162 A	Furman	1 2	
						98 A	South Ala.	11 2	171 N	SIU Edwardsville	10 6	
									203 A	Col. of Charleston	0 4	
									203 A	Col. of Charleston	2 0	
									203 A	Col. of Charleston	2 10	
									204 N	Central Ark.	4 5	
									212 N	UC Santa Barbara	2 5	
									213 A	Mississippi Val.	4 6	
									240 H	Murray St.	3 11	
									240 H	Murray St.	5 0	
									254 N	Alabama St.	5 2	
									260 A	Western Caro.	9 1	
									260 A	Western Caro.	9 0	
LAST 10 GAMES			125 H	UNC Greensboro	5 4	260 A	Western Caro.	10 4	240 H	Murray St.	5 0	
			125 H	UNC Greensboro	7 1	80 A	Jacksonville St.	2 3	254 N	Alabama St.	5 2	
			125 H	UNC Greensboro	3 5	85 A	Elon	4 8	260 A	Western Caro.	9 1	
			260 A	Western Caro.	9 1	85 A	Elon	2 1	260 A	Western Caro.	9 1	
			260 A	Western Caro.	9 0	85 A	Elon	3 5	260 A	Western Caro.	9 0	

Non-Div. I Games:

Samford

RPI	S	Opponent	Score	
260	A	Western Caro.	10	4
273	N	Idaho St.	3	2

Samford

S
a
m
f
o
r
d

S
a
m
f
o
r
d

Average RPI Win: 208		WON-LOST	WINNING	LAST 10	STRENGTH OF		OPP. STRENGTH	TEAM	ADJ	CONF.	ADJ CONF.		
Average RPI Loss: 161		RECORD	PCT. RANK	GAMES	SCHEDULE		OF SCHEDULE	RPI	RPI	RPI	RPI		
DIV. I ONLY		27-20-0	.57447	92	7-3-0		249	242	182	.46603	190	21	21
DIV. I NON-CONF.		15-7-0	.68182	45	1-1-0		284	272	190	.46079	201	22	22
TOTALS		RPI 1-25	RPI 26-50		W-L RECORDS		RPI 51-100		RPI 101-150		RPI 150+		
27-20-0		0-0-0	0-0-0		OVERALL		1-4-0		6-6-0		20-10-0		
9-6-0		0-0-0	0-0-0		HOME		0-3-0		3-0-0		6-3-0		
6-8-0		0-0-0	0-0-0		AWAY		1-1-0		2-4-0		3-3-0		
12-6-0		0-0-0	0-0-0		NEUTRAL		0-0-0		1-2-0		11-4-0		
15-7-0		0-0-0	0-0-0		NON-CONFERENCE		1-1-0		1-0-0		13-6-0		
2-2-0		0-0-0	0-0-0		HOME		0-0-0		0-0-0		2-2-0		
2-1-0		0-0-0	0-0-		AWAY		1-1-0		1-0-0		0-0-0		
11-4-0		0-0-0	0-0-0		NEUTRAL		0-0-0		0-0-0		11-4-0		
12-13-0		0-0-0	0-0-0		CONFERENCE		0-3-0		5-6-0		7-4-0		
7-4-0		0-0-0	0-0-0		HOME		0-3-0		3-0-0		4-1-0		
4-7-0		0-0-0	0-0-0		AWAY		0-0-0		1-4-0		3-3-0		
1-2-0		0-0-0	0-0-0		NEUTRAL		0-0-0		1-2-0		0-0-0		
RPI S	Opponent	Score	RPI S	Opponent	Score	RPI S	Opponent	Score	RPI S	Opponent	Score		
						93 H Cleveland St.	1 6		110 A UNI	5 4			
						93 H Cleveland St.	0 11		129 A Wright St.	2 11			
						93 H Cleveland St.	1 3		129 A Wright St.	13 9			
						99 A Western Ill.	8 5		129 A Wright St.	7 8			
						99 A Western Ill.	0 4		134 H Butler	5 2			
									134 H Butler	4 2			
									134 H Butler	2 1			
									134 N Butler	3 2			
									148 A Valparaiso	0 3			
									148 A Valparaiso	0 8			
									148 N Valparaiso	0 4			
									148 N Valparaiso	0 1			
									151 A Ill.-Chicago	2 5			
									151 A Ill.-Chicago	1 2			
									151 A Ill.-Chicago	4 5			
									157 H Loyola (IL)	1 3			
									157 H Loyola (IL)	7 6			
									157 H Loyola (IL)	6 3			
									159 N Army	6 5			
									168 H Wisconsin	4 13			
									168 H Wisconsin	12 11			
			LAST 10 GAMES						198 N Florida A&M	4 0			
			148 N Valparaiso	0 1		134 H Butler	4 2		205 N Manhattan	8 2			
			134 N Butler	3 2		134 H Butler	2 1		218 N Colgate	7 8			
			148 N Valparaiso	0 4		134 H Butler	5 2		225 N Akron	4 1			
			251 H Youngstown St.	5 2		275 H North Dakota	1 8		230 N Dayton	2 9			
			251 H Youngstown St.	6 5		275 H North Dakota	9 1		233 N La Salle	2 3			

Non-Div. I Games:

Green Bay

RPI	S	Opponent	Score	
236	N	Rider	15	4
248	N	Brown	6	0
251	H	Youngstown St.	5	2
251	H	Youngstown St.	6	5
265	N	Columbia	0	1
269	N	Marist	17	5
272	N	South Dakota	5	1
275	H	North Dakota	9	1
275	H	North Dakota	1	8
275	N	North Dakota	5	0
277	A	Detroit	13	2
277	A	Detroit	5	2
277	A	Detroit	16	4
279	N	St. Peter's	5	0
279	N	St. Peter's	5	0

Green Bay

G
r
e
e
n
B
a
y

G
r
e
e
n
B
a
y

[illegible]

Non-Div. I Games:

Quinnipiac

Average RPI Win:		213	WON-LOST RECORD		WINNING PCT. RANK		LAST 10 GAMES		STRENGTH OF SCHEDULE		OPP. STRENGTH OF SCHEDULE		TEAM RPI		ADJ RPI		CONF. RPI		ADJ CONF. RPI	
DIV. I ONLY			22-32-0		.40741 195		6-4-0		153		201		194		.46588 192		12		13	
DIV. I NON-CONF.			13-18-0		.41935 182		3-1-0		212		252		209		.44982 209		14		14	
TOTALS		RPI 1-25		RPI 26-50		W-L RECORDS		RPI 51-100		RPI 101-150		RPI 150+								
22-32-0		0-2-0		0-5-0		OVERALL		0-8-0		4-7-0		18-10-0								
11-6-0		0-0-0		0-0-0		HOME		0-4-0		3-1-0		8-1-0								
6-17-0		0-2-0		0-4-0		AWAY		0-3-0		0-4-0		6-4-0								
5-9-0		0-0-0		0-1-0		NEUTRAL		0-1-0		1-2-0		4-5-0								
13-18-0		0-2-0		0-1-0		NON-CONFERENCE		0-5-0		0-4-0		13-6-0								
4-4-0		0-0-0		0-0-0		HOME		0-4-0		0-0-0		4-0-0								
5-8-0		0-2-0		0-0-		AWAY		0-0-0		0-2-0		5-3-0								
4-6-0		0-0-0		0-0-0		NEUTRAL		0-1-0		0-2-0		4-3-0								
9-14-0		0-0-0		0-4-0		CONFERENCE		0-3-0		4-3-0		5-4-0								
7-2-0		0-0-0		0-0-0		HOME		0-0-0		3-1-0		4-1-0								
1-9-0		0-0-0		0-3-0		AWAY		0-3-0		0-2-0		1-1-0								
1-3-0		0-0-0		0-1-0		NEUTRAL		0-0-0		1-0-0		0-2-0								
RPI	S	Opponent		Score		RPI	S	Opponent		Score		RPI	S	Opponent		Score				
21	A	Florida St.		0	5	36	A	Auburn		0	8	56	N	Longwood		2	17			
21	A	Florida St.		0	7	42	A	Radford		0	3	62	H	Charlotte		0	11			
						42	A	Radford		2	3	62	H	Charlotte		5	11			
						42	A	Radford		7	8	64	H	S.C. Upstate		1	6			
						42	N	Radford		2	5	64	H	S.C. Upstate		0	6			
												78	A	Liberty		0	3			
												78	A	Liberty		6	7			
												78	A	Liberty		0	4			
														128 A Appalachian St.		3	6			
														128 A Appalachian St.		3	4			
														148 N Valparaiso		6	8			
														162 A Furman		1	5			
														162 A Furman		8	9			
														167 N Providence		1	5			
														183 A Coastal Caro.		4	6			
														183 H Coastal Caro.		2	0			
														183 H Coastal Caro.		4	2			
														183 H Coastal Caro.		6	0			
														183 N Coastal Caro.		0	1			
														183 N Coastal Caro.		0	2			
														194 A East Tenn. St.		2	1			
														194 A East Tenn. St.		1	2			
														219 A Presbyterian		1	0			
														219 H Presbyterian		5	6			
														219 H Presbyterian		2	1			
														220 N Mt. St. Mary's		5	3			
														220 N Mt. St. Mary's		1	10			
LAST 10 GAMES																				
						183	A	Coastal Caro.		4	6	281	H	Winston-Salem		1	0			
						42	N	Radford		2	5	281	H	Winston-Salem		8	0			
						126	N	Charleston So.		8	3	111	H	Winthrop		2	1			
						194	A	East Tenn. St.		2	1	126	H	Charleston So.		5	16			
						194	A	East Tenn. St.		1	2	126	H	Charleston So.		7	5			

Non-Div. I Games:

Gardner-Webb

RPI	S	Opponent	Score	
221	H	N.C. A&T	6	1
221	H	N.C. A&T	10	6
231	N	St. Bonaventure	5	3
238	N	South Dakota St.	5	4
250	A	UNC Wilmington	9	4
250	A	UNC Wilmington	6	1
250	N	UNC Wilmington	6	7
254	N	Alabama St.	10	0
281	H	Winston-Salem	8	0
281	H	Winston-Salem	1	0
285	A	South Carolina St.	8	0
285	A	South Carolina St.	8	3

Gardner-Webb

G
a
r
d
n
e
r
-
W
e
b
b

G
a
r
d
n
e
r
-
W
e
b
b

Average RPI Win:	179	WON-LOST	WINNING		LAST 10	STRENGTH OF		OPP. STRENGTH	TEAM	ADJ		CONF.	ADJ CONF.	
Average RPI Loss:	83	RECORD	PCT. RANK		GAMES	SCHEDULE		OF SCHEDULE	RPI	RPI		RPI	RPI	
DIV. I ONLY		12-36-0	.25	263	1-9-0	64		80	199	.46585	193	6	6	
DIV. I NON-CONF.		8-22-0	.26667	238	0-0-0	100		141	204	.45921	204	6	5	
<hr/>														
TOTALS		RPI 1-25		RPI 26-50		W-L RECORDS		RPI 51-100		RPI 101-150		RPI 150+		
12-36-0		1-6-0		0-5-0		OVERALL		1-12-0		1-7-0		9-6-0		
2-12-0		0-4-0		0-1-0		HOME		0-2-0		1-3-0		1-2-0		
5-11-0		0-0-0		0-2-0		AWAY		1-6-0		0-1-0		4-2-0		
5-13-0		1-2-0		0-2-0		NEUTRAL		0-4-0		0-3-0		4-2-0		
8-22-0		1-2-0		0-3-0		NON-CONFERENCE		0-7-0		0-6-0		7-4-0		
1-5-0		0-0-0		0-1-0		HOME		0-0-0		0-2-0		1-2-0		
2-4-0		0-0-0		0-0-		AWAY		0-3-0		0-1-0		2-0-0		
5-13-0		1-2-0		0-2-0		NEUTRAL		0-4-0		0-3-0		4-2-0		
4-14-0		0-4-0		0-2-0		CONFERENCE		1-5-0		1-1-0		2-2-0		
1-7-0		0-4-0		0-0-0		HOME		0-2-0		1-1-0		0-0-0		
3-7-0		0-0-0		0-2-0		AWAY		1-3-0		0-0-0		2-2-0		
0-0-0		0-0-0		0-0-0		NEUTRAL		0-0-0		0-0-0		0-0-0		
RPI	S	Opponent	Score		RPI	S	Opponent	Score		RPI	S	Opponent	Score	
3	H	Michigan	2	8	27	A	Ohio St.	0	8	52	H	Northwestern	6	7
3	H	Michigan	1	14	27	A	Ohio St.	3	11	53	A	UNLV	2	13
19	N	Stanford	0	4	31	H	Louisville	0	11	55	A	Ball St.	1	9
20	H	Illinois	0	9	42	N	Radford	4	6	55	A	Ball St.	2	5
20	H	Illinois	4	5	50	N	Long Island	3	4	72	H	Penn St.	2	3
24	N	North Carolina	5	7						73	N	Boston U.	2	6
25	N	Oregon	5	4						74	A	Iowa	1	5
										74	A	Iowa	1	12
										76	A	Purdue	3	2
										76	A	Purdue	0	5
										80	N	Jacksonville St.	6	7
										80	N	Jacksonville St.	3	6
										93	N	Cleveland St.	2	8
					</									

Non-Div. I Games:

Indiana

Average RPI Win:	176	WON-LOST RECORD	WINNING PCT. RANK	LAST 10 GAMES	STRENGTH OF SCHEDULE	OPP. STRENGTH OF SCHEDULE	TEAM RPI	ADJ RPI	CONF. RPI	ADJ CONF. RPI	
Average RPI Loss:	106										
DIV. I ONLY	21-35-0	.375	217	5-5-0	145	146	197	.46429	194	11	11
DIV. I NON-CONF.	16-20-0	.44444	168	5-1-0	163	172	172	.47935	168	13	13
<hr/>											
TOTALS	RPI 1-25	RPI 26-50		W-L RECORDS		RPI 51-100		RPI 101-150		RPI 150+	
21-35-0	0-0-0	0-7-0		OVERALL		3-15-0		5-4-0		13-9-0	
7-9-0	0-0-0	0-0-0		HOME		2-4-0		2-2-0		3-3-0	
8-17-0	0-0-0	0-3-0		AWAY		0-8-0		2-2-0		6-4-0	
6-9-0	0-0-0	0-4-0		NEUTRAL		1-3-0		1-0-0		4-2-0	
16-20-0	0-0-0	0-5-0		NON-CONFERENCE		1-9-0		3-0-0		12-6-0	
3-5-0	0-0-0	0-0-0		HOME		0-2-0		0-0-0		3-3-0	
7-6-0	0-0-0	0-0-		AWAY		0-4-0		2-0-0		5-1-0	
6-9-0	0-0-0	0-4-0		NEUTRAL		1-3-0		1-0-0		4-2-0	
5-15-0	0-0-0	0-2-0		CONFERENCE		2-6-0		2-4-0		1-3-0	
4-4-0	0-0-0	0-0-0		HOME		2-2-0		2-2-0		0-0-0	
1-11-0	0-0-0	0-2-0		AWAY		0-4-0		0-2-0		1-3-0	
0-0-0	0-0-0	0-0-0		NEUTRAL		0-0-0		0-0-0		0-0-0	
RPI	S	Opponent	Score	RPI	S	Opponent	Score	RPI	S	Opponent	Score
				27	N	Ohio St.	1 13	55	N	Ball St.	2 1
				27	N	Ohio St.	2 4	62	A	Charlotte	3 7
				38	N	Notre Dame	1 6	64	A	S.C. Upstate	2 4
				40	A	Lipscomb	1 2	64	A	S.C. Upstate	0 3
				40	A	Lipscomb	0 5	66	A	Georgia St.	7 8
				41	A	Fresno St.	2 7	69	A	Virginia Tech	1 2
				48	N	Mississippi St.	0 9	69	A	Virginia Tech	4 7
								77	H	Stetson	2 1
								77	H	Stetson	4 1
								78	H	Liberty	3 6
								78	H	Liberty	4 6
								79	N	UT Martin	2 5
								86	N	Cal St. Northridge	7 8
								92	N	Colorado St.	3 4
								95	H	Kennesaw St.	4 5
								95	H	Kennesaw St.	1 8
								100	A	Jacksonville	2 8
								100	A	Jacksonville	2 4

Non-Div. I Games:

East Tenn. St.

RPI	S	Opponent	Score	
260	H	Western Caro.	5	1
260	H	Western Caro.	8	0
286	A	N.C. Central	17	1
286	A	N.C. Central	18	5

East Tenn. St.

E
a
s
t
T
e
n
n
.
S
t
.

E
a
s
t
T
e
n
n
.
S
t
.

Average RPI Win: 177		WON-LOST	WINNING	LAST 10	STRENGTH OF		OPP. STRENGTH	TEAM	ADJ	CONF.	ADJ CONF.
Average RPI Loss: 106		RECORD	PCT. RANK	GAMES	SCHEDULE		OF SCHEDULE	RPI	RPI	RPI	RPI
DIV. I ONLY		13-29-0	.30952	245	3-7-0		90	124	201	.46416	195
DIV. I NON-CONF.		4-14-0	.22222	249	0-0-0		8	52	151	.49235	151
TOTALS		RPI 1-25	RPI 26-50		W-L RECORDS		RPI 51-100		RPI 101-150		RPI 150+
13-29-0	0-4-0	0-4-0		OVERALL		2-6-0		2-6-0		9-9-0	
6-4-0	0-0-0	0-0-0		HOME		0-0-0		2-0-0		4-4-0	
3-17-0	0-4-0	0-4-0		AWAY		1-3-0		0-2-0		2-4-0	
4-8-0	0-0-0	0-0-0		NEUTRAL		1-3-0		0-4-0		3-1-0	
4-14-0	0-4-0	0-4-0		NON-CONFERENCE		1-2-0		0-4-0		3-0-0	
0-0-0	0-0-0	0-0-0		HOME		0-0-0		0-0-0		0-0-0	
0-8-0	0-4-0	0-0-		AWAY		0-0-0		0-0-0		0-0-0	
4-6-0	0-0-0	0-0-0		NEUTRAL		1-2-0		0-4-0		3-0-0	
9-15-0	0-0-0	0-0-0		CONFERENCE		1-4-0		2-2-0		6-9-0	
6-4-0	0-0-0	0-0-0		HOME		0-0-0		2-0-0		4-4-0	
3-9-0	0-0-0	0-0-0		AWAY		1-3-0		0-2-0		2-4-0	
0-2-0	0-0-0	0-0-0		NEUTRAL		0-1-0		0-0-0		0-1-0	
RPI S	Opponent	Score	RPI S	Opponent	Score	RPI S	Opponent	Score	RPI S	Opponent	Score
3 A	Michigan	2 10	27 A	Ohio St.	0 4	55 A	Ball St.	4 17	111 N	Winthrop	7 9
12 A	Georgia	4 19	27 A	Ohio St.	0 11	55 A	Ball St.	3 12	113 N	Southern Miss.	3 5
21 A	Florida St.	0 9	38 A	Notre Dame	1 4	66 N	Georgia St.	0 8	119 H	Central Mich.	3 2
21 A	Florida St.	1 8	38 A	Notre Dame	5 10	69 N	Virginia Tech	3 2	119 H	Central Mich.	6 4
						79 N	UT Martin	3 7	125 N	UNC Greensboro	1 4
						87 A	Kent St.	3 0	131 N	North Florida	1 7
						87 A	Kent St.	0 8	135 A	Miami (OH)	3 6
						87 N	Kent St.	0 8	135 A	Miami (OH)	2 3
									163 A	Ohio	9 10
									163 A	Ohio	1 9
									163 N	Ohio	1 4
									176 H	Northern Ill.	1 5
									176 H	Northern Ill.	3 1
									180 N	Iona	4 0
									199 H	Eastern Mich.	2 9
									199 H	Eastern Mich.	2 5
									201 H	Western Mich.	1 3
									201 H	Western Mich.	5 1
									207 A	Buffalo	3 4
									207 A	Buffalo	5 3
									216 N	Dartmouth	3 0
									222 H	Toledo	3 1
									222 H	Toledo	9 1
									225 A	Akron	9 7
									225 A	Akron	0 2
									260 N	Western Caro.	10 5
LAST 10 GAMES			LAST 10 GAMES			LAST 10 GAMES			LAST 10 GAMES		
163 N	Ohio	1 4	207 A	Buffalo	5 3	163 N	Ohio	1 9	207 A	Buffalo	5 3
87 N	Kent St.	0 8	163 A	Ohio	1 9	207 A	Buffalo	5 3	163 A	Ohio	1 9
87 A	Kent St.	3 0	163 A	Ohio	9 10	207 A	Buffalo	5 3	163 A	Ohio	1 9
87 A	Kent St.	0 8	225 A	Akron	9 7	207 A	Buffalo	5 3	225 A	Akron	0 2
207 A	Buffalo	3 4	225 A	Akron	0 2	207 A	Buffalo	5 3	225 A	Akron	0 2

Non-Div. I Games:

Bowling Green

Average RPI Win: 150		WON-LOST RECORD		WINNING PCT. RANK		LAST 10 GAMES		STRENGTH OF SCHEDULE		OPP. STRENGTH OF SCHEDULE		TEAM RPI		ADJ RPI		CONF. RPI		ADJ CONF. RPI	
DIV. I ONLY		16-37-0		.30189 249		1-9-0		106		67		202		.46369 196		6		6	
DIV. I NON-CONF.		14-20-0		.41176 184		0-0-0		171		107		183		.47372 179		6		5	
TOTALS		RPI 1-25		RPI 26-50		W-L RECORDS		RPI 51-100		RPI 101-150		RPI 150+							
16-37-0		0-7-0		1-3-0		OVERALL		5-14-0		1-8-0		9-5-0							
5-11-0		0-2-0		1-0-0		HOME		2-7-0		0-0-0		2-2-0							
3-16-0		0-5-0		0-2-0		AWAY		1-5-0		1-4-0		1-0-0							
8-10-0		0-0-0		0-1-0		NEUTRAL		2-2-0		0-4-0		6-3-0							
14-20-0		0-3-0		1-1-0		NON-CONFERENCE		4-7-0		1-6-0		8-3-0							
4-3-0		0-0-0		1-0-0		HOME		2-3-0		0-0-0		1-0-0							
2-7-0		0-3-0		0-0-		AWAY		0-2-0		1-2-0		1-0-0							
8-10-0		0-0-0		0-1-0		NEUTRAL		2-2-0		0-4-0		6-3-0							
2-17-0		0-4-0		0-2-0		CONFERENCE		1-7-0		0-2-0		1-2-0							
1-8-0		0-2-0		0-0-0		HOME		0-4-0		0-0-0		1-2-0							
1-9-0		0-2-0		0-2-0		AWAY		1-3-0		0-2-0		0-0-0							
0-0-0		0-0-0		0-0-0		NEUTRAL		0-0-0		0-0-0		0-0-0							
RPI	S	Opponent		Score		RPI	S	Opponent		Score		RPI	S	Opponent		Score			
3	H	Michigan		0 9		27	A	Ohio St.		1 2		52	A	Northwestern		1 10			
3	H	Michigan		0 10		27	A	Ohio St.		5 13		52	A	Northwestern		3 9			
10	A	Arizona		0 12		37	N	Kentucky		0 1		65	N	Mississippi		1 0			
12	A	Georgia		0 8		47	H	Arkansas		4 1		67	H	Iowa St.		6 5			
12	A	Georgia		0 7								67	H	Iowa St.		5 6			
20	A	Illinois		0 10								70	N	Creighton		0 5			
20	A	Illinois		3 8								71	A	Fla. Atlantic		0 5			
												72	A	Penn St.		3 2			
												72	A	Penn St.		3 8			
												74	H	Iowa		4 9			
												74	H	Iowa		0 8			
												76	H	Purdue		0 7			
												76	H	Purdue		2 11			
												85	N	Elon		9 4			
												89	H	Drake		0 5			
												95	A	Kennesaw St.		5 6			
												97	N	Ga. Southern		0 3			
												99	H	Western Ill.		2 4			
												99	H	Western Ill.		2 1			
LAST 10 GAMES																			
						20	A	Illinois		0 10		76	H	Purdue		2 11			
						20	A	Illinois		3 8		76	H	Purdue		0 7			
						168	H	Wisconsin		10 9		27	A	Ohio St.		5 13			
						74	H	Iowa		4 9		27	A	Ohio St.		1 2			
						74	H	Iowa		0 8		193	H	Indiana		3 8			

Non-Div. I Games:

Minnesota

Average RPI Win: 205		WON-LOST	WINNING	LAST 10	STRENGTH OF	OPP. STRENGTH	TEAM	ADJ	CONF.	ADJ CONF.		
Average RPI Loss: 177		RECORD	PCT. RANK	GAMES	SCHEDULE	OF SCHEDULE	RPI	RPI	RPI	RPI		
DIV. I ONLY		22-22-0	.5	135	5-5-0	213	247	193	.46287	197	27	27
DIV. I NON-CONF.		11-14-0	.44	170	1-0-0	162	241	188	.46796	191	28	28
<hr/>												
TOTALS		RPI 1-25		RPI 26-50		W-L RECORDS		RPI 51-100		RPI 101-150		RPI 150+
22-22-0		0-0-0		0-0-0		OVERALL		1-2-0		4-6-0		17-14-0
6-4-0		0-0-0		0-0-0		HOME		0-0-0		1-1-0		5-3-0
12-12-0		0-0-0		0-0-0		AWAY		0-0-0		2-5-0		10-7-0
4-6-0		0-0-0		0-0-0		NEUTRAL		1-2-0		1-0-0		2-4-0
11-14-0		0-0-0		0-0-0		NON-CONFERENCE		1-2-0		3-4-0		7-8-0
2-0-0		0-0-0		0-0-0		HOME		0-0-0		0-0-0		2-0-0
6-9-0		0-0-0		0-0-		AWAY		0-0-0		2-4-0		4-5-0
3-5-0		0-0-0		0-0-0		NEUTRAL		1-2-0		1-0-0		1-3-0
11-8-0		0-0-0		0-0-0		CONFERENCE		0-0-0		1-2-0		10-6-0
4-4-0		0-0-0		0-0-0		HOME		0-0-0		1-1-0		3-3-0
6-3-0		0-0-0		0-0-0		AWAY		0-0-0		0-1-0		6-2-0
1-1-0		0-0-0		0-0-0		NEUTRAL		0-0-0		0-0-0		1-1-0
RPI	S	Opponent	Score	RPI	S	Opponent	Score	RPI	S	Opponent	Score	
								93	N	Cleveland St.	3	5
								93	N	Cleveland St.	6	7
								96	N	St. Joseph's	9	2

Non-Div. I Games:

Niagara

Niagara

Average RPI Win:		213	WON-LOST RECORD		WINNING PCT. RANK		LAST 10 GAMES		STRENGTH OF SCHEDULE		OPP. STRENGTH OF SCHEDULE		TEAM RPI		ADJ RPI		CONF. RPI		ADJ CONF. RPI	
DIV. I ONLY			30-24-0		.55556 98		7-3-0		251		244		191		.46202 198		30		30	
DIV. I NON-CONF.			20-17-0		.54054 116		0-0-0		254		192		192		.46826 190		30		30	
TOTALS		RPI 1-25		RPI 26-50		W-L RECORDS		RPI 51-100		RPI 101-150		RPI 150+								
30-24-0		0-1-0		1-1-0		OVERALL		2-6-0		6-10-0		21-6-0								
8-5-0		0-1-0		0-0-0		HOME		0-0-0		3-4-0		5-0-0								
10-10-0		0-0-0		1-0-0		AWAY		0-6-0		1-1-0		8-3-0								
12-9-0		0-0-0		0-1-0		NEUTRAL		2-0-0		2-5-0		8-3-0								
20-17-0		0-1-0		1-1-0		NON-CONFERENCE		2-6-0		5-7-0		12-2-0								
7-3-0		0-1-0		0-0-0		HOME		0-0-0		2-2-0		5-0-0								
4-7-0		0-0-0		1-0-		AWAY		0-6-0		1-1-0		2-0-0								
9-7-0		0-0-0		0-1-0		NEUTRAL		2-0-0		2-4-0		5-2-0								
10-7-0		0-0-0		0-0-0		CONFERENCE		0-0-0		1-3-0		9-4-0								
1-2-0		0-0-0		0-0-0		HOME		0-0-0		1-2-0		0-0-0								
6-3-0		0-0-0		0-0-0		AWAY		0-0-0		0-0-0		6-3-0								
3-2-0		0-0-0		0-0-0		NEUTRAL		0-0-0		0-1-0		3-1-0								
RPI	S	Opponent		Score		RPI	S	Opponent		Score		RPI	S	Opponent		Score				
21	H	Florida St.		2	9	34	A	UCF		3	2	71	A	Fla. Atlantic		2	3			
						44	N	Texas Tech		2	7	81	A	Troy		1	7			
												81	A	Troy		2	4			
												81	N	Troy		5	4			
												84	A	South Fla.		5	13			
												88	N	Towson		7	3			
												100	A	Jacksonville		1	4			
												100	A	Jacksonville		0	7			
														South Carolina		2	4			
														James Madison		4	7			
														James Madison		5	3			
														North Florida		2	1			
														North Florida		1	2			
														North Florida		3	2			
														North Florida		0	4			
														Miami (OH)		0	3			
														Villanova		6	0			
														Mercer		0	11			
														Mercer		8	0			
														Michigan St.		0	2			
														Bethune-Cookman		2	5			
														Bethune-Cookman		0	8			
														Bethune-Cookman		4	1			
														Bethune-Cookman		2	10			
														Connecticut		5	2			
														Northern Ill.		5	1			
														Green Bay		0	4			
														Eastern Mich.		5	2			
														N.C. A&T		12	5			
														N.C. A&T		0	1			
														N.C. A&T		4	5			
														N.C. A&T		1	2			
														Howard		6	0			
														Delaware St.		6	1			
														Delaware St.		4	1			
LAST 10 GAMES																				
221	N	N.C. A&T		1	2	285	A	South Carolina St.		9	1	221	A	N.C. A&T		4	5			
227	N	Howard		6	0	285	A	South Carolina St.		8	0	221	N	N.C. A&T		1	2			
234	N	Delaware St.		4	1	285	A	South Carolina St.		9	0	227	N	Howard		6	0			
149	N	Bethune-Cookman		2	10	149	H	Bethune-Cookman		4	1	234	N	Delaware St.		6	1			
234	N	Delaware St.		6	1	149	H	Bethune-Cookman		0	8	234	N	Delaware St.		4	1			

RPI	S	Opponent	Score	
265	N	Columbia	1	0
269	N	Marist	6	1
276	A	Norfolk St.	5	6
276	A	Norfolk St.	6	1
276	A	Norfolk St.	12	0
279	N	St. Peter's	2	3
280	A	Savannah St.	7	3
280	A	Savannah St.	6	0
280	H	Savannah St.	6	0
280	H	Savannah St.	7	2
281	H	Winston-Salem	4	2
281	H	Winston-Salem	5	0
281	H	Winston-Salem	3	0
285	A	South Carolina St.	8	0
285	A	South Carolina St.	9	0
285	A	South Carolina St.	9	1

Florida A&M

F
l
o
r
i
d
a

A
&
M

F
l
o
r
i
d
a

A
&
M

[illegible]

Non-Div. I Games:

Eastern Mich.

**E
a
s
t
e
r
n
M
i
c
h
.**

Eastern Michigan.

Eastern Mich.

Average RPI Win: 180		WON-LOST RECORD		WINNING PCT. RANK		LAST 10 GAMES		STRENGTH OF SCHEDULE		OPP. STRENGTH OF SCHEDULE		TEAM RPI		ADJ RPI		CONF. RPI		ADJ CONF. RPI					
DIV. I ONLY		15-34-0		.30612 247		0-10-0		102		131		209		.46132 200		13		12					
DIV. I NON-CONF.		10-13-0		.43478 172		0-0-0		93		153		142		.50108 137		12		12					
TOTALS		RPI 1-25		RPI 26-50		W-L RECORDS		RPI 51-100		RPI 101-150		RPI 150+											
15-34-0		0-3-0		1-6-0		OVERALL		3-10-0		1-7-0		10-8-0											
2-12-0		0-0-0		0-3-0		HOME		0-6-0		0-2-0		2-1-0											
5-15-0		0-1-0		0-2-0		AWAY		1-3-0		1-4-0		3-5-0											
8-7-0		0-2-0		1-1-0		NEUTRAL		2-1-0		0-1-0		5-2-0											
10-13-0		0-3-0		1-3-0		NON-CONFERENCE		2-2-0		1-1-0		6-4-0											
1-0-0		0-0-0		0-0-0		HOME		0-0-0		0-0-0		1-0-0											
1-6-0		0-1-0		0-0-		AWAY		0-1-0		1-0-0		0-2-0											
8-7-0		0-2-0		1-1-0		NEUTRAL		2-1-0		0-1-0		5-2-0											
5-21-0		0-0-0		0-3-0		CONFERENCE		1-8-0		0-6-0		4-4-0											
1-12-0		0-0-0		0-3-0		HOME		0-6-0		0-2-0		1-1-0											
4-9-0		0-0-0		0-0-0		AWAY		1-2-0		0-4-0		3-3-0											
0-0-0		0-0-0		0-0-0		NEUTRAL		0-0-0		0-0-0		0-0-0											
RPI	S	Opponent		Score		RPI	S	Opponent		Score		RPI	S	Opponent		Score							
9	A	Missouri		1	9	26	N	San Diego St.		0	7	51	H	Southern Ill.		0	12	110	A	UNI	2	9	
17	N	Tennessee		2	12	29	A	La.-Lafayette		0	9	51	H	Southern Ill.		2	8	110	H	UNI	2	9	
20	N	Illinois		1	5	29	A	La.-Lafayette		0	8	51	H	Southern Ill.		2	3	110	H	UNI	2	10	
						43	H	Illinois St.		0	6	61	N	Syracuse		3	2	123	N	Rutgers	4	5	
						43	H	Illinois St.		0	2	68	N	Chattanooga		2	8	127	A	New Mexico St.	4	2	
						43	H	Illinois St.		0	7	70	H	Creighton		4	7	145	A	Wichita St.	7	9	
						46	N	FIU		3	1	70	H	Creighton		3	7	145	A	Wichita St.	1	5	
												70	H	Creighton		0	1	145	A	Wichita St.	2	3	
												89	A	Drake		12	11	157	A	Loyola (IL)	2	4	
												89	A	Drake		1	14	165	N	St. Mary's (CA)	0	1	
												89	A	Drake		0	2	171	A	SIU Edwardsville	0	1	
												93	N	Cleveland St.		8	0	171	H	SIU Edwardsville	4	2	
												99	A	Western Ill.		2	4	172	A	Missouri St.	1	2	
																		172	A	Missouri St.	1	4	
																		172	A	Missouri St.	6	3	
																		188	N	New Mexico	5	14	
																		206	N	Temple	2	1	
																		214	H	Evansville	8	0	
																		214	H	Evansville	0	11	
																		215	A	Indiana St.	5	2	
																		215	A	Indiana St.	12	2	
																		215	A	Indiana St.	2	3	
																		261	N	Wagner	8	1	
																		271	N	Bryant	8	0	
																		271	N	Bryant	5	4	
																		282	N	Weber St.	5	3	
LAST 10 GAMES																							
						43	H	Illinois St.		0	6	145	A	Wichita St.		1	5	261	N	Wagner	8	1	
						43	H	Illinois St.		0	7	70	H	Creighton		0	1	271	N	Bryant	8	0	
						43	H	Illinois St.		0	2	70	H	Creighton		3	7	271	N	Bryant	5	4	
						145	A	Wichita St.		2	3	70	H	Creighton		4	7	282	N	Weber St.	5	3	
						145	A	Wichita St.		7	9	110	A	UNI		2	9						

Non-Div. I Games:

Bradley

[illegible]

Non-Div. I Games:

Western Mich.

Average RPI Win: 212		WON-LOST RECORD	WINNING PCT. RANK	LAST 10 GAMES	STRENGTH OF SCHEDULE	OPP. STRENGTH OF SCHEDULE	TEAM RPI	ADJ RPI	CONF. RPI	ADJ CONF. RPI		
Average RPI Loss: 173												
DIV. I ONLY		28-19-0	.59574	77	6-4-0	267	245	192	.4579	202	26	26
DIV. I NON-CONF.		10-10-0	.5	137	1-1-0	262	232	213	.44425	213	24	24
<hr/>												
TOTALS		RPI 1-25		RPI 26-50		W-L RECORDS		RPI 51-100		RPI 101-150		RPI 150+
28-19-0		0-0-0		0-0-0		OVERALL		1-5-0		7-5-0		20-9-0
12-3-0		0-0-0		0-0-0		HOME		0-0-0		1-1-0		11-2-0
13-10-0		0-0-0		0-0-0		AWAY		1-3-0		6-2-0		6-5-0
3-6-0		0-0-0		0-0-0		NEUTRAL		0-2-0		0-2-0		3-2-0
10-10-0		0-0-0		0-0-0		NON-CONFERENCE		1-1-0		4-4-0		5-5-0
2-2-0		0-0-0		0-0-0		HOME		0-0-0		1-1-0		1-1-0
6-4-0		0-0-0		0-0-		AWAY		1-0-0		3-1-0		2-3-0
2-4-0		0-0-0		0-0-0		NEUTRAL		0-1-0		0-2-0		2-1-0
18-9-0		0-0-0		0-0-0		CONFERENCE		0-4-0		3-1-0		15-4-0
10-1-0		0-0-0		0-0-0		HOME		0-0-0		0-0-0		10-1-0
7-6-0		0-0-0		0-0-0		AWAY		0-3-0		3-1-0		4-2-0
1-2-0		0-0-0		0-0-0		NEUTRAL		0-1-0		0-0-0		1-1-0
RPI	S	Opponent	Score	RPI	S	Opponent	Score	RPI	S	Opponent	Score	
						55 A Ball St.	5 4			103 A Memphis	1 0	
						83 N McNeese St.	0 7			111 A Winthrop	1 0	
						99 A Western Ill.	0 6			111 A Winthrop	3 0	
						99 A Western Ill.	0 1			128 N Appalachian St.	2 6	
						99 A Western Ill.	2 3			137 A Morehead St.	1 9	
						99 N Western Ill.	0 1			138 N Pittsburgh	2 5	
										143 A North Dakota St.	2 1	
										143 A North Dakota St.	4 3	
										143 A North Dakota St.	9 3	
										143 A North Dakota St.	2 4	
										148 H Valparaiso	0 1	
										148 H Valparaiso	2 1	
										199 A Eastern Mich.	7 9	
										199 A Eastern Mich.	4 0	
										211 A UMKC	11 9	
										211 A UMKC	14 1	
										211 A UMKC	4 9	
										224 A Southeast Mo. St.	3 4	
										224 N Southeast Mo. St.	4 7	
										230 A Dayton	1 3	
										230 A Dayton	2 0	
										238 H South Dakota St.	11 1	
										238 H South Dakota St.	5 0	
										238 H South Dakota St.	9 10	
										238 N South Dakota St.	9 1	
										243 N Siena	9 0	
										253 A IUPUI	9 0	
LAST 10 GAMES												
						99 N Western Ill.	0 1			253 A IUPUI	3 0	
						238 N South Dakota St.	9 1			253 A IUPUI	6 7	
						143 A North Dakota St.	2 4			253 A IUPUI	9 0	
						257 H Oakland	4 1			199 A Eastern Mich.	4 0	
						257 H Oakland	8 1			199 A Eastern Mich.	7 9	
										253 A IUPUI	9 0	

Non-Div. I Games: Georgetown (KY) 4 0

IPFW

**I
P
F
W**

RPI	S	Opponent	Score	
253	A	IUPUI	6	7
253	A	IUPUI	3	0
257	H	Oakland	4	1
257	H	Oakland	8	1
257	N	Oakland	5	6
264	H	Centenary (LA)	8	0
264	H	Centenary (LA)	3	0
264	H	Centenary (LA)	2	0
267	H	Southern Utah	4	3
267	H	Southern Utah	5	4
267	H	Southern Utah	6	0
277	H	Detroit	8	0
277	H	Detroit	0	1
284	N	Morgan St.	9	0

I
P
F
W

Average RPI Win:	189	WON-LOST RECORD	WINNING PCT. RANK	LAST 10 GAMES	STRENGTH OF SCHEDULE	OPP. STRENGTH OF SCHEDULE	TEAM RPI	ADJ RPI	CONF. RPI	ADJ CONF. RPI					
DIV. I ONLY		24-27-0	.47059	159	3-7-0	237	170	204	.45774	203	18	18			
DIV. I NON-CONF.		14-13-0	.51852	127	1-1-0	270	209	210	.45056	208	19	19			
<hr/>															
TOTALS	RPI 1-25	RPI 26-50		W-L RECORDS		RPI 51-100		RPI 101-150		RPI 150+					
24-27-0	0-0-0	0-2-0		OVERALL		3-7-0		4-9-0		17-9-0					
13-15-0	0-0-0	0-1-0		HOME		0-0-0		3-7-0		10-7-0					
10-9-0	0-0-0	0-1-0		AWAY		3-6-0		1-1-0		6-1-0					
1-3-0	0-0-0	0-0-0		NEUTRAL		0-1-0		0-1-0		1-1-0					
14-13-0	0-0-0	0-2-0		NON-CONFERENCE		0-0-0		2-6-0		12-5-0					
8-9-0	0-0-0	0-1-0		HOME		0-0-0		1-4-0		7-4-0					
5-2-0	0-0-0	0-0-		AWAY		0-0-0		1-1-0		4-0-0					
1-2-0	0-0-0	0-0-0		NEUTRAL		0-0-0		0-1-0		1-1-0					
10-14-0	0-0-0	0-0-0		CONFERENCE		3-7-0		2-3-0		5-4-0					
5-6-0	0-0-0	0-0-0		HOME		0-0-0		2-3-0		3-3-0					
5-7-0	0-0-0	0-0-0		AWAY		3-6-0		0-0-0		2-1-0					
0-1-0	0-0-0	0-0-0		NEUTRAL		0-1-0		0-0-0		0-0-0					
RPI	S	Opponent	Score	RPI	S	Opponent	Score	RPI	S	Opponent	Score				
				31	H	Louisville	2 10	68	A	Chattanooga	0 1	116	H	James Madison	7 1
				34	A	UCF	1 4	68	A	Chattanooga	3 9	125	H	UNC Greensboro	1 5
								68	A	Chattanooga	4 3	125	H	UNC Greensboro	7 11
								85	A	Elon	0 8	126	A	Charleston So.	5 2
								85	A	Elon	4 1	126	A	Charleston So.	1 4
								85	A	Elon	4 5	126	H	Charleston So.	2 4
								97	A	Ga. Southern	9 10	126	H	Charleston So.	2 3
								97	A	Ga. Southern	1 3	126	H	Charleston So.	4 6
								97	A	Ga. Southern	7 4	126	H	Charleston So.	4 6
								97	N	Ga. Southern	2 4	128	H	Appalachian St.	5 2
												128	H	Appalachian St.	2 8
												128	H	Appalachian St.	5 4
												133	N	Boston College	1 3
												155	H	Campbell	5 7
												155	H	Campbell	8 7
												162	H	Furman	2 0
												162	H	Furman	3 4
												162	H	Furman	8 11
												166	N	Harvard	1 0
												167	N	Providence	2 7
												183	H	Coastal Caro.	8 0
												183	H	Coastal Caro.	9 4
												189	H	Samford	4 0
												189	H	Samford	0 2
												189	H	Samford	10 2
												219	H	Presbyterian	3 2
												219	H	Presbyterian	1 2
												219	H	Presbyterian	1 2

Non-Div. I Games:

Col. of Charleston

RPI	S	Opponent	Score	
225	H	Akron	0	2
231	H	St. Bonaventure	11	3
231	H	St. Bonaventure	1	2
250	A	UNC Wilmington	2	1
250	A	UNC Wilmington	1	0
260	A	Western Caro.	1	7
260	A	Western Caro.	7	2
260	A	Western Caro.	17	3
261	H	Wagner	9	2
261	H	Wagner	6	0
285	A	South Carolina St.	12	1
285	A	South Carolina St.	8	0

Col. of Charleston

C
o
l
.
o
f
C
h
a
r
l
e
s
t
o
n

C
o
l
.
o
f
C
h
a
r
l
e
s
t
o
n

Average RPI Win: 187		WON-LOST	WINNING	LAST 10	STRENGTH OF		OPP. STRENGTH	TEAM	ADJ	CONF.	ADJ CONF.				
Average RPI Loss: 127		RECORD	PCT. RANK	GAMES	SCHEDULE		OF SCHEDULE	RPI	RPI	RPI	RPI				
DIV. I ONLY		24-30-0	.44444	179	6-4-0		196	196	198	.45704	204	15	15		
DIV. I NON-CONF.		11-13-0	.45833	160	0-1-0		258	266	225	.43109	229	16	16		
TOTALS		RPI 1-25	RPI 26-50		W-L RECORDS		RPI 51-100		RPI 101-150		RPI 150+				
24-30-0		0-0-0	0-0-0		OVERALL		6-9-0		4-15-0		14-6-0				
11-9-0		0-0-0	0-0-0		HOME		5-5-0		1-2-0		5-2-0				
10-15-0		0-0-0	0-0-0		AWAY		0-3-0		3-10-0		7-2-0				
3-6-0		0-0-0	0-0-0		NEUTRAL		1-1-0		0-3-0		2-2-0				
11-13-0		0-0-0	0-0-0		NON-CONFERENCE		1-5-0		0-3-0		10-5-0				
3-3-0		0-0-0	0-0-0		HOME		0-1-0		0-0-0		3-2-0				
5-5-0		0-0-0	0-0-		AWAY		0-3-0		0-1-0		5-1-0				
3-5-0		0-0-0	0-0-0		NEUTRAL		1-1-0		0-2-0		2-2-0				
13-17-0		0-0-0	0-0-0		CONFERENCE		5-4-0		4-12-0		4-1-0				
8-6-0		0-0-0	0-0-0		HOME		5-4-0		1-2-0		2-0-0				
5-10-0		0-0-0	0-0-0		AWAY		0-0-0		3-9-0		2-1-0				
0-1-0		0-0-0	0-0-0		NEUTRAL		0-0-0		0-1-0		0-0-0				
RPI	S	Opponent	Score	RPI	S	Opponent	Score	RPI	S	Opponent	Score	RPI	S	Opponent	Score
						59 A Baylor	0 7			105 A Texas-Arlington	2 5				
						63 N Tulsa	4 3			105 A Texas-Arlington	3 9				
						65 A Mississippi	6 7			105 A Texas-Arlington	4 7				
						65 H Mississippi	1 11			105 N Texas-Arlington	3 5				
						75 N UTEP	0 4			109 A A&M-Corpus Christi	7 2				
						83 H McNeese St.	3 5			109 A A&M-Corpus Christi	5 13				
						83 H McNeese St.	2 3			109 A A&M-Corpus Christi	1 2				
						83 H McNeese St.	1 0			113 A Southern Miss.	3 11				
						91 H Texas St.	0 6			121 N Western Ky.	3 4				
						91 H Texas St.	4 7			130 A Nicholls St.	2 3				
						91 H Texas St.	3 1			130 A Nicholls St.	2 3				
						94 H Stephen F. Austin	8 2			130 A Nicholls St.	1 9				
						94 H Stephen F. Austin	4 3			144 H UTSA	2 6				
						94 H Stephen F. Austin	5 0			144 H UTSA	6 9				
						98 A South Ala.	4 6			144 H UTSA	1 0				
										145 N Wichita St.	1 9				
										150 A Sam Houston St.	3 0				
										150 A Sam Houston St.	12 7				
										150 A Sam Houston St.	0 1				
										171 H SIU Edwardsville	1 3				
										171 H SIU Edwardsville	0 3				
LAST 10 GAMES										186 A Northwestern St.	5 1				
						83 H McNeese St.	2 3			150 A Sam Houston St.	3 0				
						83 H McNeese St.	3 5			65 H Mississippi	1 11				
						83 H McNeese St.	1 0			94 H Stephen F. Austin	5 0				
						150 A Sam Houston St.	0 1			94 H Stephen F. Austin	4 3				
						150 A Sam Houston St.	12 7			94 H Stephen F. Austin	8 2				
										186 A Northwestern St.	8 1				
										186 A Northwestern St.	4 5				
										189 N Samford	5 4				
										193 N Indiana	1 5				
										213 A Mississippi Val.	2 1				

Non-Div. I Games: Henderson St. 10 0 Ouachita Baptist 2 7

Central Ark.

RPI	S	Opponent	Score	
213	H	Mississippi Val.	10	2
237	H	Southeastern La.	4	0
237	H	Southeastern La.	10	2
258	N	Belmont	1	3
264	A	Centenary (LA)	8	0
266	A	Alcorn St.	0	3
266	A	Alcorn St.	6	2
278	N	Jackson St.	10	3
288	A	Ark.-Pine Bluff	18	0
288	A	Ark.-Pine Bluff	8	0
288	H	Ark.-Pine Bluff	4	1
288	H	Ark.-Pine Bluff	9	0

Central Ark.

C
e
n
t
r
a
l
A
r
k
.

C
e
n
t
r
a
l
A
r
k
.

Average RPI Win: 222		WON-LOST	WINNING	LAST 10	STRENGTH OF		OPP. STRENGTH	TEAM	ADJ	CONF.	ADJ CONF.				
Average RPI Loss: 185		RECORD	PCT. RANK	GAMES	SCHEDULE		OF SCHEDULE	RPI	RPI	RPI	RPI				
DIV. I ONLY		25-23-1	.52041	119	7-3-0		226	265	195	.45597	205	27	27		
DIV. I NON-CONF.		16-14-1	.53226	120	2-0-0		189	276	162	.47632	175	28	28		
<hr/>															
TOTALS		RPI 1-25		RPI 26-50		W-L RECORDS		RPI 51-100		RPI 101-150		RPI 150+			
25-23-1		0-0-0		0-2-0		OVERALL		0-1-0		3-3-1		22-17-0			
8-8-0		0-0-0		0-0-0		HOME		0-0-0		2-2-0		6-6-0			
12-7-1		0-0-0		0-2-0		AWAY		0-0-0		1-1-1		11-4-0			
5-8-0		0-0-0		0-0-0		NEUTRAL		0-1-0		0-0-0		5-7-0			
16-14-1		0-0-0		0-2-0		NON-CONFERENCE		0-1-0		2-1-1		14-10-0			
5-3-0		0-0-0		0-0-0		HOME		0-0-0		1-1-0		4-2-0			
6-4-1		0-0-0		0-0-		AWAY		0-0-0		1-0-1		5-2-0			
5-7-0		0-0-0		0-0-0		NEUTRAL		0-1-0		0-0-0		5-6-0			
9-9-0		0-0-0		0-0-0		CONFERENCE		0-0-0		1-2-0		8-7-0			
3-5-0		0-0-0		0-0-0		HOME		0-0-0		1-1-0		2-4-0			
6-3-0		0-0-0		0-0-0		AWAY		0-0-0		0-1-0		6-2-0			
0-1-0		0-0-0		0-0-0		NEUTRAL		0-0-0		0-0-0		0-1-0			
RPI	S	Opponent	Score	RPI	S	Opponent	Score	RPI	S	Opponent	Score	RPI	S	Opponent	Score
				28	A	Fordham	3 7								
				28	A	Fordham	0 7								

Non-Div. I Games:

Manhattan

RPI	S	Opponent	Score	
239	N	Lafayette	6	2
243	A	Siena	10	1
243	A	Siena	1	2
247	A	Central Conn. St.	1	4
247	A	Central Conn. St.	7	6
248	N	Brown	4	6
255	A	Fairleigh Dickinson	3	4
255	A	Fairleigh Dickinson	10	8
255	N	Fairleigh Dickinson	8	0
261	A	Wagner	3	2
261	A	Wagner	8	0
261	H	Wagner	2	1
261	H	Wagner	0	1
265	A	Columbia	8	5
265	N	Columbia	7	3
269	A	Marist	2	1
269	A	Marist	6	1
279	A	St. Peter's	9	0
279	A	St. Peter's	11	0

Manhattan

M
a
n
h
a
t
t
a
n

M
a
n
h
a
t
t
a
n

[illegible]

Non-Div. I Games:

Temple

Temple

RPI	S	Opponent	Score
231	H	St. Bonaventure	8 3
232	H	George Washington	10 0
232	H	George Washington	4 0
233	H	La Salle	6 0
233	H	La Salle	3 1
247	H	Central Conn. St.	1 4
247	H	Central Conn. St.	1 6
261	A	Wagner	3 4
261	A	Wagner	6 3

Temple

Temple

Average RPI Win:	175	WON-LOST RECORD	WINNING PCT. RANK	LAST 10 GAMES	STRENGTH OF SCHEDULE	OPP. STRENGTH OF SCHEDULE	TEAM RPI	ADJ RPI	CONF. RPI	ADJ CONF. RPI					
DIV. I ONLY		21-34-0	.38182	211	5-5-0	172	169	210	.45347	207	20	20			
DIV. I NON-CONF.		12-19-0	.3871	199	0-0-0	152	179	196	.46196	200	18	18			
<hr/>															
TOTALS	RPI 1-25	RPI 26-50		W-L RECORDS		RPI 51-100		RPI 101-150		RPI 150+					
21-34-0	0-0-0	0-3-0		OVERALL		2-10-0		4-7-0		15-14-0					
10-7-0	0-0-0	0-0-0		HOME		0-2-0		3-2-0		7-3-0					
6-14-0	0-0-0	0-1-0		AWAY		2-4-0		0-1-0		4-8-0					
5-13-0	0-0-0	0-2-0		NEUTRAL		0-4-0		1-4-0		4-3-0					
<hr/>															
12-19-0	0-0-0	0-3-0		NON-CONFERENCE		1-6-0		2-4-0		9-6-0					
4-1-0	0-0-0	0-0-0		HOME		0-0-0		1-0-0		3-1-0					
3-7-0	0-0-0	0-0-		AWAY		1-3-0		0-1-0		2-2-0					
5-11-0	0-0-0	0-2-0		NEUTRAL		0-3-0		1-3-0		4-3-0					
<hr/>															
9-15-0	0-0-0	0-0-0		CONFERENCE		1-4-0		2-3-0		6-8-0					
6-6-0	0-0-0	0-0-0		HOME		0-2-0		2-2-0		4-2-0					
3-7-0	0-0-0	0-0-0		AWAY		1-1-0		0-0-0		2-6-0					
0-2-0	0-0-0	0-0-0		NEUTRAL		0-1-0		0-1-0		0-0-0					
<hr/>															
RPI	S	Opponent	Score	RPI	S	Opponent	Score	RPI	S	Opponent	Score				
				26	A	San Diego St.	0 5	53	N	UNLV	0 2	103	A	Long Beach St.	0 2
				38	N	Notre Dame	0 1	55	H	Ball St.	4 8	103	N	Long Beach St.	2 6
				47	N	Arkansas	0 6	55	H	Ball St.	2 3	108	N	Cal Poly	2 4
								55	N	Ball St.	0 7	114	N	Louisiana Tech	2 5
								57	A	North Texas	5 3	114	N	Louisiana Tech	10 7
								61	A	Syracuse	2 3	119	H	Central Mich.	4 3
								61	A	Syracuse	0 8	119	H	Central Mich.	0 7
								76	N	Purdue	2 9	135	H	Miami (OH)	1 2
								83	A	McNeese St.	3 9	135	H	Miami (OH)	4 1
								87	A	Kent St.	2 8	135	N	Miami (OH)	1 17
								87	A	Kent St.	2 1	140	H	Canisius	4 3
								89	N	Drake	0 5	163	A	Ohio	3 5
												163	A	Ohio	0 3
												168	N	Wisconsin	8 4
												172	N	Missouri St.	1 0
												176	A	Northern Ill.	3 2
												176	A	Northern Ill.	5 8
												183	A	Coastal Caro.	1 9
												184	A	San Diego	4 3
												184	N	San Diego	5 3
												187	A	UC Riverside	5 4
												187	A	UC Riverside	1 3
LAST 10 GAMES															
				135	N	Miami (OH)	1 17	195	H	Bowling Green	3 5	195	H	Bowling Green	4 3
				55	N	Ball St.	0 7	199	H	Eastern Mich.	8 4	195	H	Bowling Green	3 5
				222	H	Toledo	9 4	199	H	Eastern Mich.	5 13	197	H	Niagara	3 7
				222	H	Toledo	12 7	119	H	Central Mich.	4 3	197	H	Niagara	6 4
				195	H	Bowling Green	4 3	119	H	Central Mich.	0 7	199	H	Eastern Mich.	5 13

Non-Div. I Games:

Buffalo

RPI	S	Opponent	Score	
199	H	Eastern Mich.	8	4
201	A	Western Mich.	0	6
201	A	Western Mich.	4	1
217	N	Sacred Heart	3	4
222	H	Toledo	9	4
222	H	Toledo	12	7
225	A	Akron	0	1
225	A	Akron	7	8
231	H	St. Bonaventure	12	7
231	H	St. Bonaventure	7	0
257	N	Oakland	6	5
262	N	Houston Baptist	2	5
262	N	Houston Baptist	0	3

Buffalo

B
u
f
f
a
l
o

B
u
f
f
a
l
o

Average RPI Win:		227	WON-LOST RECORD		WINNING PCT. RANK		LAST 10 GAMES		STRENGTH OF SCHEDULE		OPP. STRENGTH OF SCHEDULE		TEAM RPI		ADJ RPI		CONF. RPI		ADJ CONF. RPI				
DIV. I ONLY			24-22-0		.52174 117		4-6-0		259		226		208		.45255 208		27		27				
DIV. I NON-CONF.			16-14-0		.53333 118		1-0-0		236		220		177		.47387 178		28		28				
TOTALS		RPI 1-25		RPI 26-50		W-L RECORDS		RPI 51-100		RPI 101-150		RPI 150+											
24-22-0		0-1-0		0-1-0		OVERALL		1-1-0		1-8-0		22-11-0											
6-7-0		0-0-0		0-0-0		HOME		0-0-0		0-0-0		6-7-0											
10-7-0		0-1-0		0-1-0		AWAY		1-0-0		0-4-0		9-1-0											
8-8-0		0-0-0		0-0-0		NEUTRAL		0-1-0		1-4-0		7-3-0											
16-14-0		0-1-0		0-1-0		NON-CONFERENCE		1-1-0		1-6-0		14-5-0											
3-2-0		0-0-0		0-0-0		HOME		0-0-0		0-0-0		3-2-0											
5-4-0		0-1-0		0-0-		AWAY		1-0-0		0-2-0		4-0-0											
8-8-0		0-0-0		0-0-0		NEUTRAL		0-1-0		1-4-0		7-3-0											
8-8-0		0-0-0		0-0-0		CONFERENCE		0-0-0		0-2-0		8-6-0											
3-5-0		0-0-0		0-0-0		HOME		0-0-0		0-0-0		3-5-0											
5-3-0		0-0-0		0-0-0		AWAY		0-0-0		0-2-0		5-1-0											
0-0-0		0-0-0		0-0-0		NEUTRAL		0-0-0		0-0-0		0-0-0											
RPI	S	Opponent		Score		RPI	S	Opponent		Score		RPI	S	Opponent		Score							
24	A	North Carolina		0 2		30	A	Hofstra		0 5		51	N	Southern Ill.		0 13							
												84	A	South Fla.		3 2							
														107 A Stony Brook		0 5							
														116 N James Madison		0 8							
														122 N Lehigh		2 4							
														124 A St. John's (NY)		0 8							
														138 N Pittsburgh		1 14							
														138 N Pittsburgh		5 4							
														140 A Canisius		3 11							
														140 A Canisius		2 3							
														147 N Robert Morris		2 3							
														157 N Loyola (IL)		0 8							
														166 H Harvard		5 10							
														166 H Harvard		0 1							
														180 H Iona		0 10							
														180 H Iona		2 5							
														191 A Quinnipiac		1 0							
														191 H Quinnipiac		7 1							
														191 N Quinnipiac		3 4							
														197 A Niagara		5 0							
														197 A Niagara		4 1							
														205 A Manhattan		5 7							
														205 A Manhattan		5 2							
														215 N Indiana St.		3 1							
														217 A Sacred Heart		4 1							
														217 H Sacred Heart		8 0							
														222 N Toledo		4 3							
														236 H Rider		0 2							
														236 H Rider		2 12							
LAST 10 GAMES																							
236 H Rider						2 12						197 A Niagara						4 1					
236 H Rider						0 2						140 A Canisius						3 11					
205 A Manhattan						5 2						140 A Canisius						2 3					
205 A Manhattan						5 7						217 A Sacred Heart						4 1					
197 A Niagara						5 0						180 H Iona						2 5					

Non-Div. I Games:

Fairfield

RPI	S	Opponent	Score	
243	H	Siena	4	5
243	H	Siena	9	4
245	H	Yale	3	1
245	N	Yale	1	0
247	A	Central Conn. St.	20	9
247	A	Central Conn. St.	6	4
251	N	Youngstown St.	1	8
252	N	Holy Cross	8	4
261	N	Wagner	5	0
269	H	Marist	9	1
269	H	Marist	5	4
271	N	Bryant	6	0
277	N	Detroit	7	6
279	A	St. Peter's	12	1
279	A	St. Peter's	13	4

Fairfield

F
a
i
r
f
i
e
l
d

F
a
i
r
f
i
e
l
d

Average RPI Win: 184		WON-LOST	WINNING	LAST 10	STRENGTH OF		OPP. STRENGTH	TEAM	ADJ		CONF.	ADJ CONF.			
Average RPI Loss: 130		RECORD	PCT. RANK	GAMES	SCHEDULE		OF SCHEDULE	RPI	RPI		RPI	RPI			
DIV. I ONLY		22-34-0	.39286	204	4-6-0		185	179	211		.45145	209			
DIV. I NON-CONF.		8-19-0	.2963	225	1-1-0		62	63	171		.48095	166			
TOTALS		RPI 1-25	RPI 26-50		W-L RECORDS		RPI 51-100		RPI 101-150		RPI 150+				
22-34-0		0-5-0	1-0-0		OVERALL		3-3-0		2-12-0		16-14-0				
8-14-0		0-2-0	0-0-0		HOME		1-1-0		1-5-0		6-6-0				
9-11-0		0-2-0	0-0-0		AWAY		0-1-0		1-4-0		8-4-0				
5-9-0		0-1-0	1-0-0		NEUTRAL		2-1-0		0-3-0		2-4-0				
8-19-0		0-5-0	1-0-0		NON-CONFERENCE		3-3-0		2-7-0		2-4-0				
2-4-0		0-2-0	0-0-0		HOME		1-1-0		1-1-0		0-0-0				
3-9-0		0-2-0	0-0-		AWAY		0-1-0		1-4-0		2-2-0				
3-6-0		0-1-0	1-0-0		NEUTRAL		2-1-0		0-2-0		0-2-0				
14-15-0		0-0-0	0-0-0		CONFERENCE		0-0-0		0-5-0		14-10-0				
6-10-0		0-0-0	0-0-0		HOME		0-0-0		0-4-0		6-6-0				
6-2-0		0-0-0	0-0-0		AWAY		0-0-0		0-0-0		6-2-0				
2-3-0		0-0-0	0-0-0		NEUTRAL		0-0-0		0-1-0		2-2-0				
RPI S	Opponent	Score		RPI S	Opponent	Score		RPI S	Opponent	Score		RPI S	Opponent	Score	
5 H	UCLA	0	7	33 N	BYU	12	10	53 A	UNLV	1	17	102 A	San Jose St.	4	5
5 H	UCLA	0	8					53 N	UNLV	4	6	102 A	San Jose St.	4	5
19 A	Stanford	1	2					74 N	Iowa	3	0	102 A	San Jose St.	9	1
19 A	Stanford	0	12					86 H	Cal St. Northridge	0	2	102 A	San Jose St.	8	11
20 N	Illinois	2	3					86 H	Cal St. Northridge	7	3	103 N	Long Beach St.	5	8
								87 N	Kent St.	9	4	108 A	Cal Poly	4	5
												118 N	UC Davis	7	8
												127 H	New Mexico St.	7	1
												127 H	New Mexico St.	1	5
												132 H	Loyola Marymount	4	5
												132 H	Loyola Marymount	5	6
												132 H	Loyola Marymount	1	2
												132 H	Loyola Marymount	1	6
												132 N	Loyola Marymount	7	8
												156 N	Pacific	4	10
												165 H	St. Mary's (CA)	1	2
												165 H	St. Mary's (CA)	4	7
												165 H	St. Mary's (CA)	9	2
												165 H	St. Mary's (CA)	10	12
												165 N	St. Mary's (CA)	8	3
												181 A	Sacramento St.	0	8
												181 A	Sacramento St.	3	2
												181 A	Sacramento St.	3	4
												181 A	Sacramento St.	4	2
												184 H	San Diego	5	6
												184 H	San Diego	4	3
												184 H	San Diego	9	3
LAST 10 GAMES															
				165 H	St. Mary's (CA)	1	2	181 A	Sacramento St.	3	2				
				165 H	St. Mary's (CA)	9	2	181 A	Sacramento St.	4	2				
				165 H	St. Mary's (CA)	4	7	181 A	Sacramento St.	3	4				
				165 H	St. Mary's (CA)	10	12	127 H	New Mexico St.	1	5				
				181 A	Sacramento St.	0	8	127 H	New Mexico St.	7	1				

Non-Div. I Games:

Cal St. Bakersfield

Average RPI Win: 221		WON-LOST RECORD		WINNING PCT. RANK		LAST 10 GAMES		STRENGTH OF SCHEDULE		OPP. STRENGTH OF SCHEDULE		TEAM RPI		ADJ RPI		CONF. RPI		ADJ CONF. RPI	
DIV. I ONLY		19-35-0		.35185 227		2-8-0		135		208		212		.44993 210		17		17	
DIV. I NON-CONF.		11-21-0		.34375 216		0-1-0		144		251		211		.44642 212		17		17	
TOTALS		RPI 1-25		RPI 26-50		W-L RECORDS		RPI 51-100		RPI 101-150		RPI 150+							
19-35-0		0-3-0		0-3-0		OVERALL		1-10-0		0-3-0		18-16-0							
5-10-0		0-0-0		0-0-0		HOME		0-4-0		0-2-0		5-4-0							
12-16-0		0-2-0		0-2-0		AWAY		1-3-0		0-0-0		11-9-0							
2-9-0		0-1-0		0-1-0		NEUTRAL		0-3-0		0-1-0		2-3-0							
11-21-0		0-1-0		0-1-0		NON-CONFERENCE		1-5-0		0-3-0		10-11-0							
3-4-0		0-0-0		0-0-0		HOME		0-0-0		0-2-0		3-2-0							
6-10-0		0-0-0		0-0-		AWAY		1-3-0		0-0-0		5-7-0							
2-7-0		0-1-0		0-1-0		NEUTRAL		0-2-0		0-1-0		2-2-0							
8-14-0		0-2-0		0-2-0		CONFERENCE		0-5-0		0-0-0		8-5-0							
2-6-0		0-0-0		0-0-0		HOME		0-4-0		0-0-0		2-2-0							
6-6-0		0-2-0		0-2-0		AWAY		0-0-0		0-0-0		6-2-0							
0-2-0		0-0-0		0-0-0		NEUTRAL		0-1-0		0-0-0		0-1-0							
RPI	S	Opponent		Score		RPI	S	Opponent		Score		RPI	S	Opponent		Score			
1	N	Alabama		3	17	27	N	Ohio St.		3	5	62	H	Charlotte		7	14		
22	A	Massachusetts		2	9	28	A	Fordham		0	3	62	H	Charlotte		0	5		
22	A	Massachusetts		1	3	28	A	Fordham		1	8	62	N	Charlotte		0	8		
												65	N	Mississippi		2	7		
												73	A	Boston U.		7	3		
												77	A	Stetson		1	8		
												77	A	Stetson		1	5		
												77	A	Stetson		0	3		
												78	N	Liberty		0	8		
												96	H	St. Joseph's		1	6		
												96	H	St. Joseph's		3	9		
														Stony Brook		4	6		
														Stony Brook		0	1		
														Mercer		0	1		
														St. Louis		1	9		
														St. Louis		5	3		
														St. Louis		3	9		
														Binghamton		1	3		
														Harvard		7	5		
														Providence		4	7		
														UMBC		2	3		
														SIU Edwardsville		1	5		
														Georgetown		5	18		
														Connecticut		0	3		
														Temple		2	5		
														Temple		3	2		
														Mt. St. Mary's		0	5		
														Howard		14	13		
														Hartford		10	6		
														Hartford		3	0		
														Dayton		6	11		
														Dayton		3	2		
														St. Bonaventure		3	12		
														St. Bonaventure		9	3		
														George Washington		3	1		
														George Washington		7	3		
														La Salle		9	2		
														La Salle		5	0		
				LAST 10 GAMES															
				152	N	St. Louis		3	9	96	H	St. Joseph's		1	6	231	A	St. Bonaventure	
				62	N	Charlotte		0	8	230	H	Dayton		6	11	232	A	George Washington	
				206	H	Temple		3	2	230	H	Dayton		3	2	232	A	George Washington	
				206	H	Temple		2	5	167	H	Providence		4	7	233	A	La Salle	
				96	H	St. Joseph's		3	9	22	A	Massachusetts		2	9	233	A	La Salle	

Non-Div. I Games:

Rhode Island

RPI	S	Opponent	Score	
234	A	Delaware St.	5	13
234	A	Delaware St.	4	5
234	H	Delaware St.	3	7
244	N	St. Francis (PA)	0	2
247	A	Central Conn. St.	8	0
247	A	Central Conn. St.	7	1
248	H	Brown	7	1
248	H	Brown	4	3
260	N	Western Caro.	5	2
271	A	Bryant	9	8

Rhode Island

U
M
K
C

UMKC

RPI	S	Opponent	Score	
267	A	Southern Utah	8	1
267	A	Southern Utah	5	4
272	H	South Dakota	7	5
272	H	South Dakota	2	0
275	H	North Dakota	3	2
275	H	North Dakota	10	4
278	N	Jackson St.	3	2

UMKC

U
M
K
C

U
M
K
C

Average RPI Win:		166	WON-LOST RECORD		WINNING PCT. RANK		LAST 10 GAMES		STRENGTH OF SCHEDULE		OPP. STRENGTH OF SCHEDULE		TEAM RPI		ADJ RPI		CONF. RPI		ADJ CONF. RPI			
Average RPI Loss:		107																				
DIV. I ONLY			15-37-0		.28846 254		5-5-0		130		101		216		.44897 212		16		16			
DIV. I NON-CONF.			9-22-0		.29032 229		0-0-0		65		97		181		.47172 183		11		11			
TOTALS		RPI 1-25		RPI 26-50		W-L RECORDS		RPI 51-100		RPI 101-150		RPI 150+										
15-37-0		0-6-0		0-5-0		OVERALL		1-6-0		5-6-0		9-14-0										
4-14-0		0-2-0		0-2-0		HOME		0-0-0		3-4-0		1-6-0										
4-14-0		0-3-0		0-1-0		AWAY		0-3-0		2-1-0		2-6-0										
7-9-0		0-1-0		0-2-0		NEUTRAL		1-3-0		0-1-0		6-2-0										
9-22-0		0-6-0		0-5-0		NON-CONFERENCE		1-3-0		0-2-0		8-6-0										
1-8-0		0-2-0		0-2-0		HOME		0-0-0		0-1-0		1-3-0										
1-5-0		0-3-0		0-0-		AWAY		0-0-0		0-0-0		1-1-0										
7-9-0		0-1-0		0-2-0		NEUTRAL		1-3-0		0-1-0		6-2-0										
6-15-0		0-0-0		0-0-0		CONFERENCE		0-3-0		5-4-0		1-8-0										
3-6-0		0-0-0		0-0-0		HOME		0-0-0		3-3-0		0-3-0										
3-9-0		0-0-0		0-0-0		AWAY		0-3-0		2-1-0		1-5-0										
0-0-0		0-0-0		0-0-0		NEUTRAL		0-0-0		0-0-0		0-0-0										
RPI	S	Opponent		Score		RPI	S	Opponent		Score		RPI	S	Opponent		Score						
2	N	Washington		1	9	26	A	San Diego St.		0	6	63	N	Tulsa		3	1	103	H	Long Beach St.	1	0
5	H	UCLA		1	11	33	N	BYU		3	13	67	N	Iowa St.		5	11	103	H	Long Beach St.	2	1
5	H	UCLA		0	14	33	N	BYU		0	5	70	N	Creighton		1	5	103	H	Long Beach St.	5	2
15	A	Arizona St.		2	10	41	H	Fresno St.		4	5	72	N	Penn St.		1	3	108	H	Cal Poly	0	5
15	A	Arizona St.		0	8	41	H	Fresno St.		1	9	86	A	Cal St. Northridge		1	2	108	H	Cal Poly	2	7
19	A	Stanford		0	7							86	A	Cal St. Northridge		4	5	108	H	Cal Poly	0	5
												86	A	Cal St. Northridge		1	4	118	A	UC Davis	7	2
																		118	A	UC Davis	3	4
																		118	A	UC Davis	6	0
																		121	N	Western Ky.	0	7
																		143	H	North Dakota St.	0	2
																		156	H	Pacific	0	7
																		156	H	Pacific	0	4
																		156	H	Pacific	0	7
																		168	A	Cal St. Fullerton	1	10
																		168	A	Cal St. Fullerton	3	5
																		168	A	Cal St. Fullerton	3	12
																		168	H	Wisconsin	6	1
																		181	N	Sacramento St.	2	5
																		182	N	Maine	3	2
																		184	A	San Diego	1	6
																		184	A	San Diego	6	1
																		185	H	Drexel	2	4
																		187	A	UC Riverside	4	1
																		187	A	UC Riverside	2	7
																		187	A	UC Riverside	1	4
																		189	N	Samford	5	2
				LAST 10 GAMES																		
						118	A	UC Davis		7	2	156	H	Pacific		0	7	103	H	Long Beach St.	1	0
						118	A	UC Davis		3	4	103	H	Long Beach St.		2	1	103	H	Long Beach St.	5	2
						118	A	UC Davis		6	0	103	H	Long Beach St.		1	2	86	A	Cal St. Northridge	1	2
						156	H	Pacific		0	4											
						156	H	Pacific		0	7											

Non-Div. I Games:

UC Santa Barbara

RPI	S	Opponent	Score	
209	H	Cal St. Bakersfield	0	5
209	H	Cal St. Bakersfield	3	4
209	N	Cal St. Bakersfield	6	5
235	N	Northern Colo.	6	4
249	N	Santa Clara	2	6
259	N	Utah Valley	4	3
273	N	Idaho St.	11	1

UC Santa Barbara

U
C
S
a
n
t
a
B
a
r
b
a
r
a

U
C
S
a
n
t
a
B
a
r
b
a
r
a

Average RPI Win: 247		WON-LOST RECORD		WINNING PCT. RANK		LAST 10 GAMES		STRENGTH OF SCHEDULE		OPP. STRENGTH OF SCHEDULE		TEAM RPI		ADJ RPI		CONF. RPI		ADJ CONF. RPI	
DIV. I ONLY		23-23-0		.5 135		6-1-0		234		264		207		.44875 213		31		31	
DIV. I NON-CONF.		5-19-0		.20833 255		0-0-0		95		60		216		.44768 211		31		31	
TOTALS		RPI 1-25		RPI 26-50		W-L RECORDS		RPI 51-100		RPI 101-150		RPI 150+							
23-23-0		0-3-0		0-4-0		OVERALL		1-3-0		2-5-0		20-8-0							
12-6-0		0-2-0		0-1-0		HOME		0-0-0		1-0-0		11-3-0							
7-8-0		0-0-0		0-1-0		AWAY		0-0-0		0-4-0		7-3-0							
4-9-0		0-1-0		0-2-0		NEUTRAL		1-3-0		1-1-0		2-2-0							
5-19-0		0-3-0		0-4-0		NON-CONFERENCE		1-3-0		2-5-0		2-4-0							
3-4-0		0-2-0		0-1-0		HOME		0-0-0		1-0-0		2-1-0							
0-7-0		0-0-0		0-0-		AWAY		0-0-0		0-4-0		0-2-0							
2-8-0		0-1-0		0-2-0		NEUTRAL		1-3-0		1-1-0		0-1-0							
18-4-0		0-0-0		0-0-0		CONFERENCE		0-0-0		0-0-0		18-4-0							
9-2-0		0-0-0		0-0-0		HOME		0-0-0		0-0-0		9-2-0							
7-1-0		0-0-0		0-0-0		AWAY		0-0-0		0-0-0		7-1-0							
2-1-0		0-0-0		0-0-0		NEUTRAL		0-0-0		0-0-0		2-1-0							
RPI S	Opponent	Score		RPI S	Opponent	Score		RPI S	Opponent	Score		RPI S	Opponent	Score					
1 H	Alabama	1	6	30 N	Hofstra	4	6	51 N	Southern Ill.	0	8	103 A	Memphis	1	5				
20 H	Illinois	2	12	48 A	Mississippi St.	1	11	79 N	UT Martin	3	8	103 A	Memphis	1	4				
21 N	Florida St.	3	8	48 H	Mississippi St.	6	9	81 N	Troy	0	4	114 A	Louisiana Tech	2	3				
				48 N	Mississippi St.	1	9	87 N	Kent St.	8	2	117 A	La.-Monroe	2	4				
												117 H	La.-Monroe	9	8				
												129 N	Wright St.	2	6				
												129 N	Wright St.	5	3				
												152 N	St. Louis	0	8				
												189 H	Samford	6	4				
												204 A	Central Ark.	2	10				
												204 H	Central Ark.	1	2				
												237 A	Southeastern La.	0	4				
												237 H	Southeastern La.	2	1				
												254 A	Alabama St.	8	0				
												254 A	Alabama St.	3	1				
												254 A	Alabama St.	7	4				
												254 A	Alabama St.	7	1				
												254 H	Alabama St.	13	6				
												263 N	Southern U.	2	3				
												266 H	Alcorn St.	3	6				
												266 H	Alcorn St.	12	4				
												266 H	Alcorn St.	5	3				
												266 H	Alcorn St.	4	7				
												274 A	Texas Southern	3	4				
												278 H	Jackson St.	6	1				
												278 H	Jackson St.	9	4				
												278 H	Jackson St.	12	10				
Non-Div. I Games:		LSU-Alexandria		1 0		LSU-Alexandria		4 0		Delta St.		3 1		Delta St.		6 2		Mississippi Val.	

RPI	S	Opponent	Score	
278	N	Jackson St.	3	2
283	H	Grambling	8	0
283	N	Grambling	8	6
288	H	Ark.-Pine Bluff	14	8
288	H	Ark.-Pine Bluff	6	1
289	A	Alabama A&M	12	3
289	A	Alabama A&M	10	2
289	A	Alabama A&M	10	2

Mississippi Val.

M
i
s
s
i
s
s
i
p
p
i
V
a
l
.

M
i
s
s
i
s
s
i
p
p
i
V
a
l
.

[illegible]

Non-Div. I Games:

Evansville

Evansville

Average RPI Win:		195	WON-LOST RECORD		WINNING PCT. RANK	LAST 10 GAMES	STRENGTH OF SCHEDULE		OPP. STRENGTH OF SCHEDULE	TEAM RPI	ADJ RPI	CONF. RPI	ADJ CONF. RPI
Average RPI Loss:		129											
DIV. I ONLY		20-31-0			.39216 205	4-6-0	215		174	217	.44637 215	13	12
DIV. I NON-CONF.		15-11-0			.57692 95	1-0-0	242		248	169	.47857 170	12	12
TOTALS		RPI 1-25	RPI 26-50		W-L RECORDS		RPI 51-100		RPI 101-150		RPI 150+		
20-31-0		0-1-0	0-3-0		OVERALL		1-7-0		6-7-0		13-13-0		
7-14-0		0-0-0	0-2-0		HOME		1-1-0		2-6-0		4-5-0		
5-12-0		0-1-0	0-1-0		AWAY		0-5-0		1-0-0		4-5-0		
8-5-0		0-0-0	0-0-0		NEUTRAL		0-1-0		3-1-0		5-3-0		
15-11-0		0-1-0	0-0-0		NON-CONFERENCE		0-1-0		4-3-0		11-6-0		
3-5-0		0-0-0	0-0-0		HOME		0-0-0		0-2-0		3-3-0		
4-1-0		0-1-0	0-0-		AWAY		0-0-0		1-0-0		3-0-0		
8-5-0		0-0-0	0-0-0		NEUTRAL		0-1-0		3-1-0		5-3-0		
5-20-0		0-0-0	0-3-0		CONFERENCE		1-6-0		2-4-0		2-7-0		
4-9-0		0-0-0	0-2-0		HOME		1-1-0		2-4-0		1-2-0		
1-11-0		0-0-0	0-1-0		AWAY		0-5-0		0-0-0		1-5-0		
0-0-0		0-0-0	0-0-0		NEUTRAL		0-0-0		0-0-0		0-0-0		
RPI S	Opponent	Score	RPI S	Opponent	Score	RPI S	Opponent	Score	RPI S	Opponent	Score		
20 A	Illinois	1 5	43 A	Illinois St.	2 3	51 A	Southern Ill.	0 8	103 A	Memphis	1 0		
			43 H	Illinois St.	3 6	51 A	Southern Ill.	3 4	110 H	UNI	4 10		
			43 H	Illinois St.	4 5	51 A	Southern Ill.	1 3	110 H	UNI	0 1		
						70 A	Creighton	5 6	110 H	UNI	3 6		
						70 A	Creighton	0 6	122 N	Lehigh	4 0		
						83 N	McNeese St.	3 8	128 N	Appalachian St.	0 1		
						89 H	Drake	2 8	134 H	Butler	7 14		
						89 H	Drake	1 0	134 H	Butler	0 3		
									145 H	Wichita St.	0 2		
									145 H	Wichita St.	1 0		
									145 H	Wichita St.	3 2		
									148 N	Valparaiso	13 5		
									148 N	Valparaiso	6 3		
									152 H	St. Louis	2 3		
									152 H	St. Louis	4 1		
									154 H	Eastern Ill.	5 4		
									157 N	Loyola (IL)	0 1		
									172 A	Missouri St.	7 8		
									172 A	Missouri St.	5 9		
									172 A	Missouri St.	3 5		
									193 H	Indiana	1 2		
									200 H	Bradley	2 12		
									200 H	Bradley	2 5		
									200 H	Bradley	3 2		
									208 N	Fairfield	1 3		
									214 A	Evansville	2 8		
									214 A	Evansville	3 4		
			LAST 10 GAMES										
			145 H	Wichita St.	1 0	172 A	Missouri St.	7 8					
			145 H	Wichita St.	0 2	89 H	Drake	2 8					
			145 H	Wichita St.	3 2	89 H	Drake	1 0					
			172 A	Missouri St.	5 9	154 H	Eastern Ill.	5 4					
			172 A	Missouri St.	3 5	43 A	Illinois St.	2 3					

Non-Div. I Games:

Indiana St.

Indianast.

I
n
d
i
a
n
a
s
t
.

Indiana St.

[illegible]

Non-Div. I Games:

Dartmouth

RPI	S	Opponent	Score	
265	H	Columbia	6	4
265	H	Columbia	14	9

Dartmouth

D
a
r
t
m
o
u
t
h

D
a
r
t
m
o
u
t
h

Average RPI Win: 221		WON-LOST	WINNING	LAST 10	STRENGTH OF		OPP. STRENGTH	TEAM	ADJ		CONF.	ADJ CONF.
Average RPI Loss: 171		RECORD	PCT. RANK	GAMES	SCHEDULE		OF SCHEDULE	RPI	RPI		RPI	RPI
DIV. I ONLY		23-26-0	.46939	161	5-5-0		240	249	214		.44386	217
DIV. I NON-CONF.		13-18-0	.41935	182	2-2-0		246	256	227		.4291	231
TOTALS		RPI 1-25	RPI 26-50		W-L RECORDS		RPI 51-100		RPI 101-150		RPI 150+	
23-26-0		0-0-0	0-2-0		OVERALL		0-2-0		4-6-0		19-16-0	
11-8-0		0-0-0	0-0-0		HOME		0-0-0		2-2-0		9-6-0	
4-11-0		0-0-0	0-2-0		AWAY		0-0-0		2-2-0		2-7-0	
8-7-0		0-0-0	0-0-0		NEUTRAL		0-2-0		0-2-0		8-3-0	
13-18-0		0-0-0	0-0-0		NON-CONFERENCE		0-2-0		3-3-0		10-13-0	
4-5-0		0-0-0	0-0-0		HOME		0-0-0		2-0-0		2-5-0	
1-6-0		0-0-0	0-0-		AWAY		0-0-0		1-1-0		0-5-0	
8-7-0		0-0-0	0-0-0		NEUTRAL		0-2-0		0-2-0		8-3-0	
10-8-0		0-0-0	0-2-0		CONFERENCE		0-0-0		1-3-0		9-3-0	
7-3-0		0-0-0	0-0-0		HOME		0-0-0		0-2-0		7-1-0	
3-5-0		0-0-0	0-2-0		AWAY		0-0-0		1-1-0		2-2-0	
0-0-0		0-0-0	0-0-0		NEUTRAL		0-0-0		0-0-0		0-0-0	
RPI S	Opponent	Score	RPI S	Opponent	Score	RPI S	Opponent	Score	RPI S	Opponent	Score	
			50 A	Long Island	5 7	93 N	Cleveland St.	2 4	107 H	Stony Brook	5 2	
			50 A	Long Island	0 8	93 N	Cleveland St.	0 1	107 H	Stony Brook	1 0	
									122 N	Lehigh	3 4	
									125 A	UNC Greensboro	8 0	
									125 A	UNC Greensboro	3 5	
									134 N	Butler	1 7	
									142 A	Monmouth	0 1	
									142 A	Monmouth	2 1	
									147 H	Robert Morris	0 1	
									147 H	Robert Morris	3 10	
									157 N	Loyola (IL)	0 2	
									174 A	Connecticut	2 5	
									179 A	Seton Hall	1 5	
									179 A	Seton Hall	4 8	
									183 A	Coastal Caro.	2 3	
									191 A	Quinnipiac	4 5	
									191 A	Quinnipiac	2 6	
									197 N	Niagara	8 0	
									207 N	Buffalo	4 3	
									208 A	Fairfield	0 8	
									208 H	Fairfield	1 4	
									215 N	Indiana St.	0 1	
									216 H	Dartmouth	4 1	
									216 H	Dartmouth	0 7	
									220 A	Mt. St. Mary's	11 6	
									220 A	Mt. St. Mary's	5 4	
									229 H	Hartford	6 10	
LAST 10 GAMES												
			191 A	Quinnipiac	4 5	107 H	Stony Brook	5 2				
			191 A	Quinnipiac	2 6	107 H	Stony Brook	1 0				
			271 H	Bryant	1 0	255 H	Fairleigh Dickinson	6 1				
			271 H	Bryant	4 2	255 H	Fairleigh Dickinson	0 2				
			208 H	Fairfield	1 4	208 A	Fairfield	0 8				

Non-Div. I Games:

Sacred Heart

Sacred Heart

Average RPI Win: 230		WON-LOST RECORD	WINNING PCT. RANK		LAST 10 GAMES	STRENGTH OF SCHEDULE	OPP. STRENGTH OF SCHEDULE	TEAM RPI	ADJ RPI		CONF. RPI	ADJ CONF. RPI
Average RPI Loss: 188												
DIV. I ONLY		27-23-0	.54	104	5-5-0	257	267	206	.44248	218	23	23
DIV. I NON-CONF.		17-9-0	.65385	64	0-0-0	286	284	214	.4355	223	25	27
<hr/>												
TOTALS		RPI 1-25		RPI 26-50		W-L RECORDS		RPI 51-100		RPI 101-150		RPI 150+
27-23-0		0-0-0		0-0-0		OVERALL		0-0-0		1-3-0		26-20-0
6-7-0		0-0-0		0-0-0		HOME		0-0-0		0-0-0		6-7-0
6-11-0		0-0-0		0-0-0		AWAY		0-0-0		1-3-0		5-8-0
15-5-0		0-0-0		0-0-0		NEUTRAL		0-0-0		0-0-0		15-5-0
<hr/>												
17-9-0		0-0-0		0-0-0		NON-CONFERENCE		0-0-0		0-0-0		17-9-0
1-2-0		0-0-0		0-0-0		HOME		0-0-0		0-0-0		1-2-0
2-4-0		0-0-0		0-0-		AWAY		0-0-0		0-0-0		2-4-0
14-3-0		0-0-0		0-0-0		NEUTRAL		0-0-0		0-0-0		14-3-0
<hr/>												
10-14-0		0-0-0		0-0-0		CONFERENCE		0-0-0		1-3-0		9-11-0
5-5-0		0-0-0		0-0-0		HOME		0-0-0		0-0-0		5-5-0
4-7-0		0-0-0		0-0-0		AWAY		0-0-0		1-3-0		3-4-0
1-2-0		0-0-0		0-0-0		NEUTRAL		0-0-0		0-0-0		1-2-0
<hr/>												
RPI	S	Opponent	Score	RPI	S	Opponent	Score	RPI	S	Opponent	Score	
										122	A Lehigh	9 10
										122	A Lehigh	4 5
										122	A Lehigh	2 1
										122	A Lehigh	0 1
										153	H Binghamton	5 8
										153	H Binghamton	1 8
										158	A Bucknell	2 3
										158	A Bucknell	8 5
										158	A Bucknell	5 9
										158	A Bucknell	3 13
										158	N Bucknell	3 4
										158	N Bucknell	4 6
										158	N Bucknell	5 4
										159	A Army	3 1
										159	H Army	1 5
										159	H Army	4 2
										159	H Army	3 7
										159	H Army	1 9
										190	N Green Bay	8 7
										197	A Niagara	11 14
										205	N Manhattan	7 4
										205	N Manhattan	4 2
										227	N Howard	5 2
										229	N Hartford	4 0
										229	N Hartford	3 7
										231	N St. Bonaventure	8 5
										231	N St. Bonaventure	3 1
<hr/>												
				LAST 10 GAMES								
				158	N	Bucknell	4 6	159	H	Army	3 7	
				158	N	Bucknell	3 4	239	H	Lafayette	7 0	
				158	N	Bucknell	5 4	239	H	Lafayette	4 2	
				159	A	Army	3 1	239	A	Lafayette	0 1	
				159	H	Army	1 5	239	A	Lafayette	9 0	

Non-Div. I Games:

Colgate

RPI	S	Opponent	Score	
234	A	Delaware St.	4	13
236	N	Rider	4	5
239	A	Lafayette	9	0
239	A	Lafayette	0	1
239	H	Lafayette	4	2
239	H	Lafayette	7	0
243	A	Siena	1	6
243	A	Siena	1	8
252	H	Holy Cross	9	8
252	H	Holy Cross	8	2
252	H	Holy Cross	9	10
252	H	Holy Cross	6	8
255	N	Fairleigh Dickinson	11	1
261	N	Wagner	5	1
265	N	Columbia	3	2
269	N	Marist	6	2
269	N	Marist	6	9
270	A	Hampton	11	2
270	A	Hampton	6	2
276	H	Norfolk St.	3	1
279	N	St. Peter's	10	4
286	N	N.C. Central	7	5
290	N	Md.-East. Shore	9	0

Colgate

Average RPI Win: 223		WON-LOST RECORD		WINNING PCT. RANK		LAST 10 GAMES		STRENGTH OF SCHEDULE		OPP. STRENGTH OF SCHEDULE		TEAM RPI		ADJ RPI		CONF. RPI		ADJ CONF. RPI			
DIV. I ONLY		19-28-0		.40426 198		4-6-0		227		203		220		.44088 219		12		13			
DIV. I NON-CONF.		15-10-0		.6 88		1-1-0		282		264		205		.45144 205		14		14			
TOTALS		RPI 1-25		RPI 26-50		W-L RECORDS		RPI 51-100		RPI 101-150		RPI 150+									
19-28-0		0-2-0		0-3-0		OVERALL		2-5-0		0-9-0		17-9-0									
6-8-0		0-0-0		0-0-0		HOME		2-1-0		0-4-0		4-3-0									
11-18-0		0-2-0		0-3-0		AWAY		0-3-0		0-4-0		11-6-0									
2-2-0		0-0-0		0-0-0		NEUTRAL		0-1-0		0-1-0		2-0-0									
15-10-0		0-2-0		0-0-0		NON-CONFERENCE		0-3-0		0-0-0		15-5-0									
4-2-0		0-0-0		0-0-0		HOME		0-0-0		0-0-0		4-2-0									
9-8-0		0-2-0		0-0-		AWAY		0-3-0		0-0-0		9-3-0									
2-0-0		0-0-0		0-0-0		NEUTRAL		0-0-0		0-0-0		2-0-0									
4-18-0		0-0-0		0-3-0		CONFERENCE		2-2-0		0-9-0		2-4-0									
2-6-0		0-0-0		0-0-0		HOME		2-1-0		0-4-0		0-1-0									
2-10-0		0-0-0		0-3-0		AWAY		0-0-0		0-4-0		2-3-0									
0-2-0		0-0-0		0-0-0		NEUTRAL		0-1-0		0-1-0		0-0-0									
RPI	S	Opponent		Score		RPI	S	Opponent		Score		RPI	S	Opponent		Score					
17	A	Tennessee		1	9	42	A	Radford		0	3	78	H	Liberty		4	2				
17	A	Tennessee		1	9	42	A	Radford		3	6	78	H	Liberty		0	6				
						42	A	Radford		10	11	78	H	Liberty		3	1				
												78	N	Liberty		0	2				
												100	A	Jacksonville		0	1				
												100	A	Jacksonville		0	4				
												100	A	Jacksonville		0	1				
												111	A	Winthrop		1	2				
												111	A	Winthrop		3	4				
												111	H	Winthrop		2	9				
												126	A	Charleston So.		2	5				
												126	A	Charleston So.		1	9				
												126	H	Charleston So.		1	11				
												126	H	Charleston So.		9	14				
												126	H	Charleston So.		0	1				
												126	N	Charleston So.		3	5				
												162	A	Furman		2	8				
												162	A	Furman		5	3				
												162	H	Furman		0	2				
												162	H	Furman		1	2				
												183	A	Coastal Caro.		6	2				
												183	A	Coastal Caro.		2	4				
												183	A	Coastal Caro.		0	3				
												192	A	Gardner-Webb		1	2				
												192	A	Gardner-Webb		6	5				
												192	H	Gardner-Webb		0	1				
												194	A	East Tenn. St.		3	1				
												194	A	East Tenn. St.		4	0				
												203	A	Col. of Charleston		2	1				
												203	A	Col. of Charleston		2	3				
												230	N	Dayton		3	2				
												250	N	UNC Wilmington		4	2				
												257	H	Oakland		8	0				
												257	H	Oakland		3	2				
LAST 10 GAMES				126 N Charleston So.				3	5	78 H Liberty				3	1	203 A Col. of Charleston				2	1
				78 N Liberty				0	2	78 H Liberty				4	2	230 N Dayton				3	2
				203 A Col. of Charleston				2	1	183 A Coastal Caro.				0	3	250 N UNC Wilmington				4	2
				203 A Col. of Charleston				2	3	183 A Coastal Caro.				2	4	257 H Oakland				8	0
				78 H Liberty				0	6	183 A Coastal Caro.				6	2	257 H Oakland				3	2

Non-Div. I Games: Lander 5 0 Lander 11 2

Presbyterian

Presbyterian

Average RPI Win:	243	WON-LOST RECORD	WINNING PCT. RANK	LAST 10 GAMES	STRENGTH OF SCHEDULE	OPP. STRENGTH OF SCHEDULE	TEAM RPI	ADJ RPI	CONF. RPI	ADJ CONF. RPI	
Average RPI Loss:	163										
DIV. I ONLY	25-25-0	.5	135	3-7-0	266	250	219	.44008	220	24	24
DIV. I NON-CONF.	18-13-0	.58065	93	1-1-0	273	255	202	.45963	203	26	25
<hr/>											
TOTALS	RPI 1-25	RPI 26-50		W-L RECORDS		RPI 51-100		RPI 101-150		RPI 150+	
25-25-0	0-0-0	0-4-0		OVERALL		0-1-0		0-5-0		25-15-0	
6-11-0	0-0-0	0-2-0		HOME		0-0-0		0-2-0		6-7-0	
12-8-0	0-0-0	0-2-0		AWAY		0-0-0		0-2-0		12-4-0	
7-6-0	0-0-0	0-0-0		NEUTRAL		0-1-0		0-1-0		7-4-0	
18-13-0	0-0-0	0-2-0		NON-CONFERENCE		0-1-0		0-1-0		18-9-0	
4-3-0	0-0-0	0-0-0		HOME		0-0-0		0-0-0		4-3-0	
7-4-0	0-0-0	0-0-		AWAY		0-0-0		0-0-0		7-2-0	
7-6-0	0-0-0	0-0-0		NEUTRAL		0-1-0		0-1-0		7-4-0	
7-12-0	0-0-0	0-2-0		CONFERENCE		0-0-0		0-4-0		7-6-0	
2-8-0	0-0-0	0-2-0		HOME		0-0-0		0-2-0		2-4-0	
5-4-0	0-0-0	0-0-0		AWAY		0-0-0		0-2-0		5-2-0	
0-0-0	0-0-0	0-0-0		NEUTRAL		0-0-0		0-0-0		0-0-0	
RPI	S	Opponent	Score	RPI	S	Opponent	Score	RPI	S	Opponent	Score
				45	A	Maryland	0 2				
				45	A	Maryland	2 4				
				50	H	Long Island	1 13				
				50	H	Long Island	2 6				
								88	N	Towson	0 4

Non-Div. I Games:

Mt. St. Mary's

RPI	S	Opponent	Score	
242	N	Princeton	1	6
242	N	Princeton	5	4
244	A	St. Francis (PA)	10	3
247	A	Central Conn. St.	12	1
247	A	Central Conn. St.	1	9
250	A	UNC Wilmington	5	0
255	A	Fairleigh Dickinson	4	5
255	A	Fairleigh Dickinson	8	1
261	H	Wagner	4	8
261	H	Wagner	6	0
268	H	Coppin St.	6	3
268	H	Coppin St.	3	1
270	N	Hampton	9	8
270	N	Hampton	8	0
271	A	Bryant	11	6
271	A	Bryant	4	0
286	A	N.C. Central	9	0
286	A	N.C. Central	12	0

Mt. St. Mary's

M
t
.
S
t
.
M
a
r
y
'
s

M
t
.
S
t
.
M
a
r
y
'
s

Average RPI Win:	257	WON-LOST	WINNING	LAST 10		STRENGTH OF	OPP. STRENGTH	TEAM	ADJ	CONF.	ADJ CONF.	
Average RPI Loss:	142	RECORD	PCT. RANK	GAMES		SCHEDULE	OF SCHEDULE	RPI	RPI	RPI	RPI	
DIV. I ONLY		28-27-0	.50909	132	5-5-0	271	266	226	.43217	221	30	30
DIV. I NON-CONF.		14-21-0	.4	190	0-0-0	281	240	256	.40608	254	30	30
<hr/>												
TOTALS	RPI 1-25		RPI 26-50		W-L RECORDS		RPI 51-100		RPI 101-150		RPI 150+	
28-27-0	0-0-0		0-0-0		OVERALL		0-8-0		1-11-0		27-8-0	
19-10-0	0-0-0		0-0-0		HOME		0-5-0		1-1-0		18-4-0	
5-12-0	0-0-0		0-0-0		AWAY		0-2-0		0-8-0		5-2-0	
4-5-0	0-0-0		0-0-0		NEUTRAL		0-1-0		0-2-0		4-2-0	
14-21-0	0-0-0		0-0-0		NON-CONFERENCE		0-8-0		1-6-0		13-7-0	
11-9-0	0-0-0		0-0-0		HOME		0-5-0		1-1-0		10-3-0	
2-9-0	0-0-0		0-0-		AWAY		0-2-0		0-5-0		2-2-0	
1-3-0	0-0-0		0-0-0		NEUTRAL		0-1-0		0-0-0		1-2-0	
14-6-0	0-0-0		0-0-0		CONFERENCE		0-0-0		0-5-0		14-1-0	
8-1-0	0-0-0		0-0-0		HOME		0-0-0		0-0-0		8-1-0	
3-3-0	0-0-0		0-0-0		AWAY		0-0-0		0-3-0		3-0-0	
3-2-0	0-0-0		0-0-0		NEUTRAL		0-0-0		0-2-0		3-0-0	
<hr/>												
RPI	S	Opponent	Score	RPI	S	Opponent	Score	RPI	S	Opponent	Score	
						60 N North Carolina St.	4 5			111 A Winthrop	0 3	
						64 H S.C. Upstate	0 6			125 A UNC Greensboro	1 9	
						64 H S.C. Upstate	0 1			125 A UNC Greensboro	5 6	
						69 A Virginia Tech	3 11			128 A Appalachian St.	2 4	
						69 A Virginia Tech	1 8			128 A Appalachian St.	1 2	
						78 H Liberty	3 12			128 H Appalachian St.	12 3	
						85 H Elon	0 10			128 H Appalachian St.	0 3	
						85 H Elon	3 6			149 A Bethune-Cookman	1 2	
										149 A Bethune-Cookman	0 3	
										149 A Bethune-Cookman	1 2	
										149 N Bethune-Cookman	0 3	
										149 N Bethune-Cookman	3 7	
										192 A Gardner-Webb	6 10	
										192 A Gardner-Webb	1 6	
										198 H Florida A&M	1 0	
										198 H Florida A&M	5 12	
										198 H Florida A&M	5 4	
										198 N Florida A&M	2 1	
										225 N Akron	8 0	
										225 N Akron	3 4	
										228 H Eastern Ky.	3 5	
										228 H Eastern Ky.	1 2	
										229 N Hartford	0 2	
						149 N Bethune-Cookman	3 7			231 H St. Bonaventure	9 6	
						198 N Florida A&M	2 1			231 H St. Bonaventure	3 0	
						149 N Bethune-Cookman	0 3			250 A UNC Wilmington	11 1	
						285 N South Carolina St.	8 0			250 A UNC Wilmington	8 5	
						268 N Coppin St.	10 0					

Non-Div. I Games:

N.C. A&T

RPI	S	Opponent	Score	
260	H	Western Caro.	3	2
260	H	Western Caro.	7	6
268	H	Coppin St.	6	0
268	N	Coppin St.	10	0
270	H	Hampton	5	1
276	H	Norfolk St.	7	2
276	H	Norfolk St.	6	5
276	H	Norfolk St.	3	1
280	H	Savannah St.	2	0
280	H	Savannah St.	7	0
281	H	Winston-Salem	2	5
281	H	Winston-Salem	5	0
281	H	Winston-Salem	2	0
285	A	South Carolina St.	9	0
285	A	South Carolina St.	7	4
285	A	South Carolina St.	9	0
285	N	South Carolina St.	8	0
286	H	N.C. Central	9	0
286	H	N.C. Central	7	0
290	H	Md.-East. Shore	14	0

N.C. A&T

N
.
C
.
A
&
T

N
.
C
.
A
&
T

Average RPI Win: 167		WON-LOST	WINNING	LAST 10	STRENGTH OF		OPP. STRENGTH	TEAM	ADJ		CONF.	ADJ CONF.			
Average RPI Loss: 139		RECORD	PCT. RANK	GAMES	SCHEDULE		OF SCHEDULE	RPI	RPI		RPI	RPI			
DIV. I ONLY		12-39-0	.23529	267	3-7-0		124	184	230	.4291	222	20	20		
DIV. I NON-CONF.		8-20-0	.28571	231	2-0-0		64	205	197	.46207	199	18	18		
<hr/>															
TOTALS		RPI 1-25		RPI 26-50		W-L RECORDS		RPI 51-100		RPI 101-150		RPI 150+			
12-39-0		0-0-0		0-3-0		OVERALL		3-11-0		3-9-0		6-16-0			
3-7-0		0-0-0		0-0-0		HOME		0-0-0		0-2-0		3-5-0			
4-20-0		0-0-0		0-2-0		AWAY		2-9-0		1-2-0		1-7-0			
5-12-0		0-0-0		0-1-0		NEUTRAL		1-2-0		2-5-0		2-4-0			
<hr/>															
8-20-0		0-0-0		0-3-0		NON-CONFERENCE		3-7-0		2-5-0		3-5-0			
1-1-0		0-0-0		0-0-0		HOME		0-0-0		0-0-0		1-1-0			
2-7-0		0-0-0		0-0-		AWAY		2-5-0		0-0-0		0-0-0			
5-12-0		0-0-0		0-1-0		NEUTRAL		1-2-0		2-5-0		2-4-0			
<hr/>															
4-19-0		0-0-0		0-0-0		CONFERENCE		0-4-0		1-4-0		3-11-0			
2-6-0		0-0-0		0-0-0		HOME		0-0-0		0-2-0		2-4-0			
2-13-0		0-0-0		0-0-0		AWAY		0-4-0		1-2-0		1-7-0			
0-0-0		0-0-0		0-0-0		NEUTRAL		0-0-0		0-0-0		0-0-0			
<hr/>															
RPI	S	Opponent	Score	RPI	S	Opponent	Score	RPI	S	Opponent	Score	RPI	S	Opponent	Score
				38	A	Notre Dame	0 11	55	A	Ball St.	12 13	107	N	Stony Brook	0 14
				38	A	Notre Dame	4 8	55	A	Ball St.	1 10	119	H	Central Mich.	1 9
				42	N	Radford	1 5	62	A	Charlotte	4 7	119	H	Central Mich.	2 10
								62	A	Charlotte	1 4	135	A	Miami (OH)	0 8
								73	N	Boston U.	7 13	135	A	Miami (OH)	11 6
								84	A	South Fla.	4 7	135	A	Miami (OH)	1 10
								87	A	Kent St.	3 8	136	N	Villanova	4 10
								87	A	Kent St.	1 2	140	N	Canisius	5 4
								93	A	Cleveland St.	4 3	146	N	Michigan St.	0 2
								93	A	Cleveland St.	4 0	147	N	Robert Morris	2 3
								95	N	Kennesaw St.	6 2	147	N	Robert Morris	12 0
								96	N	St. Joseph's	5 9	147	N	Robert Morris	2 6
								100	A	Jacksonville	4 12	163	A	Ohio	2 3
								100	A	Jacksonville	0 8	163	A	Ohio	6 7
												176	H	Northern Ill.	3 2
												176	H	Northern Ill.	6 8
												191	N	Quinnipiac	12 8
												191	N	Quinnipiac	1 2
												195	A	Bowling Green	1 3
												195	A	Bowling Green	1 9
												199	H	Eastern Mich.	7 12
												199	H	Eastern Mich.	6 5
												201	H	Western Mich.	1 4
												201	H	Western Mich.	3 4
												206	N	Temple	10 11
												207	A	Buffalo	4 9
												207	A	Buffalo	7 12
LAST 10 GAMES															
				207	A	Buffalo	4 9	225	A	Akron	7 5				
				207	A	Buffalo	7 12	163	A	Ohio	6 7				
				87	A	Kent St.	3 8	163	A	Ohio	2 3				
				87	A	Kent St.	1 2	93	A	Cleveland St.	4 3				
				225	A	Akron	2 7	93	A	Cleveland St.	4 0				

Non-Div. I Games:

Toledo

RPI	S	Opponent	Score	
208	N	Fairfield	3	4
225	A	Akron	7	5
225	A	Akron	2	7
244	N	St. Francis (PA)	9	3
244	N	St. Francis (PA)	5	6
267	H	Southern Utah	5	8
267	H	Southern Utah	7	3

Toledo

T
o
l
e
d
o

T
o
l
e
d
o

Average RPI Win:	214	WON-LOST RECORD	WINNING PCT. RANK	LAST 10 GAMES	STRENGTH OF SCHEDULE	OPP. STRENGTH OF SCHEDULE	TEAM RPI	ADJ RPI	CONF. RPI	ADJ CONF. RPI	
Average RPI Loss:	156										
DIV. I ONLY	21-24-0	.46667	163	6-4-0	261	235	221	.42877	223	14	14
DIV. I NON-CONF.	12-12-0	.5	137	1-0-0	287	289	258	.39831	259	15	15
<hr/>											
TOTALS	RPI 1-25	RPI 26-50		W-L RECORDS		RPI 51-100		RPI 101-150		RPI 150+	
21-24-0	0-0-0	0-3-0		OVERALL		3-5-0		1-2-0		17-14-0	
14-16-0	0-0-0	0-0-0		HOME		3-5-0		1-2-0		10-9-0	
7-8-0	0-0-0	0-3-0		AWAY		0-0-0		0-0-0		7-5-0	
0-0-0	0-0-0	0-0-0		NEUTRAL		0-0-0		0-0-0		0-0-0	
<hr/>											
12-12-0	0-0-0	0-0-0		NON-CONFERENCE		0-2-0		0-0-0		12-10-0	
10-11-0	0-0-0	0-0-0		HOME		0-2-0		0-0-0		10-9-0	
2-1-0	0-0-0	0-0-		AWAY		0-0-0		0-0-0		2-1-0	
0-0-0	0-0-0	0-0-0		NEUTRAL		0-0-0		0-0-0		0-0-0	
<hr/>											
9-12-0	0-0-0	0-3-0		CONFERENCE		3-3-0		1-2-0		5-4-0	
4-5-0	0-0-0	0-0-0		HOME		3-3-0		1-2-0		0-0-0	
5-7-0	0-0-0	0-3-0		AWAY		0-0-0		0-0-0		5-4-0	
0-0-0	0-0-0	0-0-0		NEUTRAL		0-0-0		0-0-0		0-0-0	
<hr/>											
RPI	S	Opponent	Score	RPI	S	Opponent	Score	RPI	S	Opponent	Score
				30	A	Hofstra	0 8				
				30	A	Hofstra	0 2				
				30	A	Hofstra	1 6				
								66	H	Georgia St.	0 6
								66	H	Georgia St.	0 3
								66	H	Georgia St.	1 0
								82	H	Cornell	1 2
								82	H	Cornell	3 4
								88	H	Towson	1 0
								88	H	Towson	3 0
								88	H	Towson	1 9

Non-Div. I Games:

George Mason

RPI	S	Opponent	Score	
270	H	Hampton	4	3
284	H	Morgan St.	5	1
284	H	Morgan St.	4	3
284	H	Morgan St.	8	0
284	H	Morgan St.	6	0
290	H	Md.-East. Shore	8	0
290	H	Md.-East. Shore	8	0

G
e
o
r
g
e
M
a
s
o
n

G
e
o
r
g
e
M
a
s
o
n

George Mason

Average RPI Win:		217	WON-LOST RECORD		WINNING PCT. RANK		LAST 10 GAMES		STRENGTH OF SCHEDULE		OPP. STRENGTH OF SCHEDULE		TEAM RPI		ADJ RPI		CONF. RPI		ADJ CONF. RPI				
Average RPI Loss:		153																					
DIV. I ONLY			17-31-0		.35417	224	3-7-0		216		216		227		.42767	224	22		22				
DIV. I NON-CONF.			11-14-0		.44	170	2-2-0		150		224		176		.4768	172	21		21				
TOTALS		RPI 1-25		RPI 26-50		W-L RECORDS		RPI 51-100		RPI 101-150		RPI 150+											
17-31-0		0-1-0		0-2-0		OVERALL		0-4-0		0-5-0		17-19-0											
5-9-0		0-0-0		0-1-0		HOME		0-3-0		0-2-0		5-3-0											
8-15-0		0-1-0		0-1-0		AWAY		0-0-0		0-1-0		8-12-0											
4-7-0		0-0-0		0-0-0		NEUTRAL		0-1-0		0-2-0		4-4-0											
11-14-0		0-1-0		0-2-0		NON-CONFERENCE		0-1-0		0-3-0		11-7-0											
3-1-0		0-0-0		0-1-0		HOME		0-0-0		0-0-0		3-0-0											
4-6-0		0-1-0		0-0-		AWAY		0-0-0		0-1-0		4-3-0											
4-7-0		0-0-0		0-0-0		NEUTRAL		0-1-0		0-2-0		4-4-0											
6-17-0		0-0-0		0-0-0		CONFERENCE		0-3-0		0-2-0		6-12-0											
2-8-0		0-0-0		0-0-0		HOME		0-3-0		0-2-0		2-3-0											
4-9-0		0-0-0		0-0-0		AWAY		0-0-0		0-0-0		4-9-0											
0-0-0		0-0-0		0-0-0		NEUTRAL		0-0-0		0-0-0		0-0-0											
RPI	S	Opponent		Score		RPI	S	Opponent		Score		RPI	S	Opponent		Score							
9	A	Missouri		0	13	43	H	Illinois St.		1	12	79	H	UT Martin		3	4	114	N	Louisiana Tech		3	5
						47	A	Arkansas		2	4	79	H	UT Martin		0	2	117	A	La.-Monroe		6	9
												79	H	UT Martin		1	5	128	N	Appalachian St.		2	10
												83	N	McNeese St.		2	6	137	H	Morehead St.		5	7
																		137	H	Morehead St.		2	9
																		152	A	St. Louis		1	9
																		152	A	St. Louis		6	3
																		152	N	St. Louis		2	10
																		154	A	Eastern Ill.		0	2
																		154	H	Eastern Ill.		0	3
																		154	H	Eastern Ill.		2	10
																		164	A	Tennessee Tech		1	2
																		164	A	Tennessee Tech		2	0
																		164	A	Tennessee Tech		0	4
																		171	A	SIU Edwardsville		3	2
																		171	A	SIU Edwardsville		2	3
																		171	N	SIU Edwardsville		7	6
																		171	N	SIU Edwardsville		5	6
																		172	N	Missouri St.		3	7
																		202	H	IPFW		4	3
																		202	N	IPFW		7	4
																		211	N	UMKC		6	4
																		211	N	UMKC		1	7
																		215	A	Indiana St.		2	4
																		215	A	Indiana St.		5	3
																		215	N	Indiana St.		6	3
																		228	A	Eastern Ky.		4	5
LAST 10 GAMES																							
						164	A	Tennessee Tech		2	0	79	H	UT Martin		0	2	211	N	UMKC		1	7
						164	A	Tennessee Tech		1	2	79	H	UT Martin		1	5	215	A	Indiana St.		2	4
						164	A	Tennessee Tech		0	4	79	H	UT Martin		3	4	215	A	Indiana St.		5	3
						152	A	St. Louis		1	9	171	A	SIU Edwardsville		2	3	215	N	Indiana St.		6	3
						152	A	St. Louis		6	3	171	A	SIU Edwardsville		3	2	228	A	Eastern Ky.		4	5

Non-Div. I Games:

Southeast Mo. St.

RPI	S	Opponent	Score	
228	A	Eastern Ky.	6	0
228	A	Eastern Ky.	2	7
240	A	Murray St.	4	9
240	A	Murray St.	9	6
240	A	Murray St.	1	9
241	A	Austin Peay	3	4
241	A	Austin Peay	12	5
241	A	Austin Peay	2	11
246	H	Tennessee St.	4	6
246	H	Tennessee St.	9	0
246	H	Tennessee St.	7	5
253	H	IUPUI	5	4
253	H	IUPUI	15	7
278	A	Jackson St.	11	3

Southeast Mo. St.

S
o
u
t
h
e
a
s
t
M
o
.
S
t
.

S
o
u
t
h
e
a
s
t
M
o
.
S
t
.

Average RPI Win: 213		WON-LOST RECORD	WINNING PCT. RANK	LAST 10 GAMES	STRENGTH OF SCHEDULE	OPP. STRENGTH OF SCHEDULE	TEAM RPI	ADJ RPI		CONF. RPI	ADJ CONF. RPI	
Average RPI Loss: 144												
DIV. I ONLY		20-34-0	.37037 220	3-7-0	230	192	224	.42763	225	20	20	
DIV. I NON-CONF.		13-19-0	.40625 189	1-1-0	235	231	221	.43692	221	18	18	
<hr/>												
TOTALS		RPI 1-25		RPI 26-50		W-L RECORDS		RPI 51-100		RPI 101-150		RPI 150+
20-34-0		0-0-0		0-2-0		OVERALL		0-7-0		2-11-0		18-14-0
8-12-0		0-0-0		0-0-0		HOME		0-2-0		0-0-0		8-10-0
3-12-0		0-0-0		0-0-0		AWAY		0-2-0		0-8-0		3-2-0
9-10-0		0-0-0		0-2-0		NEUTRAL		0-3-0		2-3-0		7-2-0
13-19-0		0-0-0		0-2-0		NON-CONFERENCE		0-3-0		2-7-0		11-7-0
2-4-0		0-0-0		0-0-0		HOME		0-0-0		0-0-0		2-4-0
2-5-0		0-0-0		0-0-		AWAY		0-0-0		0-4-0		2-1-0
9-10-0		0-0-0		0-2-0		NEUTRAL		0-3-0		2-3-0		7-2-0
7-15-0		0-0-0		0-0-0		CONFERENCE		0-4-0		0-4-0		7-7-0
6-8-0		0-0-0		0-0-0		HOME		0-2-0		0-0-0		6-6-0
1-7-0		0-0-0		0-0-0		AWAY		0-2-0		0-4-0		1-1-0
0-0-0		0-0-0		0-0-0		NEUTRAL		0-0-0		0-0-0		0-0-0
RPI	S	Opponent	Score	RPI	S	Opponent	Score	RPI	S	Opponent	Score	
				31	N	Louisville	0 1	55	A	Ball St.	0 7	
				45	N	Maryland	1 9	55	A	Ball St.	0 3	
								78	N	Liberty	1 3	
								79	N	UT Martin	2 4	
								87	H	Kent St.	1 9	
								87	H	Kent St.	0 4	
								95	N	Kennesaw St.	0 2	
								111	A	Winthrop	1 2	
								111	A	Winthrop	0 5	
								116	N	James Madison	4 3	
								116	N	James Madison	1 3	
								119	A	Central Mich.	3 4	
								119	A	Central Mich.	0 3	
								121	N	Western Ky.	3 4	
								125	N	UNC Greensboro	4 0	
								131	N	North Florida	2 6	
								135	A	Miami (OH)	1 2	
								135	A	Miami (OH)	2 4	
								147	A	Robert Morris	6 8	
								147	A	Robert Morris	0 8	
								163	H	Ohio	6 2	
								163	H	Ohio	2 6	
								176	H	Northern Ill.	3 7	
								176	H	Northern Ill.	6 7	
								190	N	Green Bay	1 4	
								195	H	Bowling Green	2 0	
								195	H	Bowling Green	7 9	
								197	H	Niagara	6 4	
								197	H	Niagara	2 9	
								199	A	Eastern Mich.	6 7	
								199	A	Eastern Mich.	1 0	
								201	H	Western Mich.	4 5	
								201	H	Western Mich.	4 2	
								203	A	Col. of Charleston	2 0	
LAST 10 GAMES												
				135	A	Miami (OH)	1 2	222	H	Toledo	5 7	
				135	A	Miami (OH)	2 4	195	H	Bowling Green	7 9	
				55	A	Ball St.	0 3	195	H	Bowling Green	2 0	
				55	A	Ball St.	0 7	197	H	Niagara	6 4	
				222	H	Toledo	7 2	197	H	Niagara	2 9	

Non-Div. I Games:

Akron

RPI	S	Opponent	Score	
205	N	Manhattan	8	5
207	H	Buffalo	1	0
207	H	Buffalo	8	7
221	N	N.C. A&T	0	8
221	N	N.C. A&T	4	3
222	H	Toledo	5	7
222	H	Toledo	7	2
230	H	Dayton	2	10
230	H	Dayton	3	4
244	A	St. Francis (PA)	0	1
244	A	St. Francis (PA)	10	6
251	H	Youngstown St.	7	11
251	H	Youngstown St.	6	0
255	N	Fairleigh Dickinson	15	0
261	N	Wagner	4	3
261	N	Wagner	6	1
261	N	Wagner	6	1
269	N	Marist	6	3

Akron

Average RPI Win:	223	WON-LOST RECORD	WINNING PCT. RANK	LAST 10 GAMES	STRENGTH OF SCHEDULE	OPP. STRENGTH OF SCHEDULE	TEAM RPI	ADJ RPI	CONF. RPI	ADJ CONF. RPI													
DIV. I ONLY		19-23-0	.45238	176	6-4-0	255	251	222	.42635	226	25	25											
DIV. I NON-CONF.		7-15-0	.31818	223	1-1-0	248	246	255	.40306	257	27	26											
<hr/>																							
TOTALS	RPI 1-25	RPI 26-50			W-L RECORDS		RPI 51-100		RPI 101-150		RPI 150+												
19-23-0	0-0-0	0-0-0			OVERALL		2-4-0		0-8-0		17-11-0												
12-7-0	0-0-0	0-0-0			HOME		2-4-0		0-0-0		10-3-0												
5-11-0	0-0-0	0-0-0			AWAY		0-0-0		0-6-0		5-5-0												
2-5-0	0-0-0	0-0-0			NEUTRAL		0-0-0		0-2-0		2-3-0												
<hr/>																							
7-15-0	0-0-0	0-0-0			NON-CONFERENCE		1-1-0		0-8-0		6-6-0												
5-4-0	0-0-0	0-0-0			HOME		1-1-0		0-0-0		4-3-0												
0-6-0	0-0-0	0-0-			AWAY		0-0-0		0-6-0		0-0-0												
2-5-0	0-0-0	0-0-0			NEUTRAL		0-0-0		0-2-0		2-3-0												
<hr/>																							
12-8-0	0-0-0	0-0-0			CONFERENCE		1-3-0		0-0-0		11-5-0												
7-3-0	0-0-0	0-0-0			HOME		1-3-0		0-0-0		6-0-0												
5-5-0	0-0-0	0-0-0			AWAY		0-0-0		0-0-0		5-5-0												
0-0-0	0-0-0	0-0-0			NEUTRAL		0-0-0		0-0-0		0-0-0												
<hr/>																							
RPI	S	Opponent	Score	RPI	S	Opponent	Score	RPI	S	Opponent	Score	RPI	S	Opponent	Score								
								82	H	Cornell	4	5	122	A	Lehigh	0	2						
								82	H	Cornell	0	6	122	A	Lehigh	7	10						
								82	H	Cornell	9	6	134	N	Butler	4	5						
								82	H	Cornell	5	13	134	N	Butler	1	6						
								96	H	St. Joseph's	7	1	136	A	Villanova	0	1						
								96	H	St. Joseph's	0	1	136	A	Villanova	0	8						
								142	A	Monmouth	2	7											
								142	A	Monmouth	2	3											
								166	A	Harvard	0	10											
								166	A	Harvard	5	4											
								178	H	Delaware	3	0											
								185	H	Drexel	0	7											
								185	H	Drexel	2	8											
								216	A	Dartmouth	3	2											
								216	A	Dartmouth	1	10											
								233	H	La Salle	6	4											
								233	H	La Salle	9	6											
								239	H	Lafayette	5	8											
								239	H	Lafayette	13	11											
								242	A	Princeton	11	7											
242	A	Princeton	3	4																			
								242	A	Princeton	5	1											
								242	A	Princeton	8	5											
								245	H	Yale	5	4											
								245	H	Yale	2	0											
								248	H	Brown	5	0											
								248	H	Brown	6	2											
								<hr/>															
								LAST 10 GAMES				LAST 10 GAMES				LAST 10 GAMES				LAST 10 GAMES			
								265	A	Columbia	0	11	242	A	Princeton	3	4	242	A	Princeton	8	5	
								265	A	Columbia	0	9	242	A	Princeton	5	1	245	H	Yale	5	4	
								265	H	Columbia	8	7	242	A	Princeton	11	7	245	H	Yale	2	0	
								265	H	Columbia	4	3	242	A	Princeton	8	5	248	H	Brown	5	0	
								178	H	Delaware	3	0	185	H	Drexel	2	8	248	H	Brown	6	2	

Non-Div. I Games:

Penn

RPI	S	Opponent	Score	
251	N	Youngstown St.	3	10
261	N	Wagner	5	6
265	A	Columbia	0	11
265	A	Columbia	0	9
265	H	Columbia	4	3
265	H	Columbia	8	7
271	N	Bryant	3	2
272	N	South Dakota	1	0
277	N	Detroit	6	8

Penn

Average RPI Win: 267		WON-LOST	WINNING	LAST 10	STRENGTH OF		OPP. STRENGTH	TEAM	ADJ		CONF.	ADJ CONF.
Average RPI Loss: 147		RECORD	PCT. RANK	GAMES	SCHEDULE		OF SCHEDULE	RPI	RPI		RPI	RPI
DIV. I ONLY		26-22-0	.54167	103	5-5-0		273	277	228		.42593	227
DIV. I NON-CONF.		5-18-0	.21739	251	0-3-0		188	216	254		.4114	248
TOTALS		RPI 1-25	RPI 26-50		W-L RECORDS		RPI 51-100		RPI 101-150		RPI 150+	
26-22-0		0-0-0	0-2-0		OVERALL		0-4-0		0-7-0		26-9-0	
5-1-0		0-0-0	0-0-0		HOME		0-0-0		0-0-0		5-1-0	
17-13-0		0-0-0	0-2-0		AWAY		0-4-0		0-4-0		17-3-0	
4-8-0		0-0-0	0-0-0		NEUTRAL		0-0-0		0-3-0		4-5-0	
5-18-0		0-0-0	0-2-0		NON-CONFERENCE		0-4-0		0-7-0		5-5-0	
0-0-0		0-0-0	0-0-0		HOME		0-0-0		0-0-0		0-0-0	
4-12-0		0-0-0	0-0-		AWAY		0-4-0		0-4-0		4-2-0	
1-6-0		0-0-0	0-0-0		NEUTRAL		0-0-0		0-3-0		1-3-0	
21-4-0		0-0-0	0-0-0		CONFERENCE		0-0-0		0-0-0		21-4-0	
5-1-0		0-0-0	0-0-0		HOME		0-0-0		0-0-0		5-1-0	
13-1-0		0-0-0	0-0-0		AWAY		0-0-0		0-0-0		13-1-0	
3-2-0		0-0-0	0-0-0		NEUTRAL		0-0-0		0-0-0		3-2-0	
RPI S	Opponent	Score	RPI S	Opponent	Score	RPI S	Opponent	Score	RPI S	Opponent	Score	
			45 A	Maryland	1 9	56 A	Longwood	5 6	111 N	Winthrop	1 5	
			45 A	Maryland	0 3	56 A	Longwood	1 8	121 N	Western Ky.	2 4	
						66 A	Georgia St.	0 6	125 N	UNC Greensboro	0 1	
						66 A	Georgia St.	1 10	126 A	Charleston So.	7 8	
									126 A	Charleston So.	0 5	
									126 A	Charleston So.	4 5	
									126 A	Charleston So.	2 3	
									170 A	UMBC	11 6	
									170 A	UMBC	1 3	
									179 N	Seton Hall	6 10	
									198 N	Florida A&M	0 6	
									210 N	Rhode Island	13 14	
									218 N	Colgate	2 5	
									223 A	George Mason	6 2	
									223 A	George Mason	9 0	
									234 A	Delaware St.	13 4	
									234 A	Delaware St.	7 5	
									234 A	Delaware St.	10 5	
									234 A	Delaware St.	0 8	
									268 H	Coppin St.	4 3	
									268 H	Coppin St.	10 5	
									268 H	Coppin St.	0 7	
									270 H	Hampton	15 2	
									270 H	Hampton	11 3	
									270 H	Hampton	5 2	
									270 N	Hampton	8 3	
									281 A	Winston-Salem	5 1	
LAST 10 GAMES			198 N	Florida A&M	0 6	290 A	Md.-East. Shore	11 3	270 H	Hampton	15 2	
			285 N	South Carolina St.	10 6	290 A	Md.-East. Shore	7 0	270 H	Hampton	11 3	
			270 N	Hampton	8 3	126 A	Charleston So.	7 8	270 H	Hampton	5 2	
			285 N	South Carolina St.	0 5	126 A	Charleston So.	4 5	270 N	Hampton	8 3	
			290 A	Md.-East. Shore	10 0	126 A	Charleston So.	2 3	281 A	Winston-Salem	5 1	

Non-Div. I Games:

Howard

RPI	S	Opponent	Score	
281	A	Winston-Salem	3	7
284	A	Morgan St.	6	2
284	A	Morgan St.	13	5
284	A	Morgan St.	3	0
285	A	South Carolina St.	9	1
285	A	South Carolina St.	12	6
285	A	South Carolina St.	10	0
285	A	South Carolina St.	13	1
285	N	South Carolina St.	10	6
285	N	South Carolina St.	0	5
286	N	N.C. Central	13	1
290	A	Md.-East. Shore	7	0
290	A	Md.-East. Shore	11	3
290	A	Md.-East. Shore	10	0
290	N	Md.-East. Shore	16	0

Howard

H
o
w
a
r
d

H
o
w
a
r
d

Average RPI Win:		214	WON-LOST RECORD		WINNING PCT. RANK		LAST 10 GAMES		STRENGTH OF SCHEDULE		OPP. STRENGTH OF SCHEDULE		TEAM RPI		ADJ RPI		CONF. RPI		ADJ CONF. RPI			
Average RPI Loss:		140																				
DIV. I ONLY			15-34-0		.30612	247	3-7-0		165		227		223		.42517	228	22		22			
DIV. I NON-CONF.			6-19-0		.24	246	0-0-0		85		237		219		.44296	215	21		21			
TOTALS		RPI 1-25		RPI 26-50		W-L RECORDS		RPI 51-100		RPI 101-150		RPI 150+										
15-34-0		0-1-0		0-1-0		OVERALL		1-12-0		1-7-0		13-13-0										
8-11-0		0-0-0		0-0-0		HOME		0-0-0		0-5-0		8-6-0										
5-12-0		0-0-0		0-1-0		AWAY		1-7-0		1-1-0		3-3-0										
2-11-0		0-1-0		0-0-0		NEUTRAL		0-5-0		0-1-0		2-4-0										
6-19-0		0-1-0		0-1-0		NON-CONFERENCE		1-7-0		0-5-0		5-5-0										
1-5-0		0-0-0		0-0-0		HOME		0-0-0		0-4-0		1-1-0										
3-4-0		0-0-0		0-0-		AWAY		1-2-0		0-0-0		2-1-0										
2-10-0		0-1-0		0-0-0		NEUTRAL		0-5-0		0-1-0		2-3-0										
9-15-0		0-0-0		0-0-0		CONFERENCE		0-5-0		1-2-0		8-8-0										
7-6-0		0-0-0		0-0-0		HOME		0-0-0		0-1-0		7-5-0										
2-8-0		0-0-0		0-0-0		AWAY		0-5-0		1-1-0		1-2-0										
0-1-0		0-0-0		0-0-0		NEUTRAL		0-0-0		0-0-0		0-1-0										
RPI	S	Opponent		Score		RPI	S	Opponent		Score		RPI	S	Opponent		Score						
23	N	DePaul		2	6	40	A	Lipscomb		2	5	64	A	S.C. Upstate		1	9	121	H	Western Ky.	0	5
												78	N	Liberty		2	3	121	H	Western Ky.	0	8
												78	N	Liberty		11	12	135	H	Miami (OH)	4	6
												79	A	UT Martin		2	4	135	H	Miami (OH)	0	2
												79	A	UT Martin		0	1	137	A	Morehead St.	5	0
												80	A	Jacksonville St.		2	10	137	A	Morehead St.	0	2
												80	A	Jacksonville St.		0	8	137	H	Morehead St.	2	4
												80	A	Jacksonville St.		6	15	140	N	Canisius	6	14
												85	A	Elon		1	7	154	A	Eastern Ill.	1	2
												85	A	Elon		3	2	154	A	Eastern Ill.	3	4
												88	N	Towson		2	9	154	A	Eastern Ill.	7	0
												100	N	Jacksonville		0	1	170	N	UMBC	3	5
												100	N	Jacksonville		1	10	183	A	Coastal Caro.	1	13
																		214	N	Evansville	1	6
																		214	N	Evansville	6	4
																		221	A	N.C. A&T	5	3
																		221	A	N.C. A&T	2	1
																		224	H	Southeast Mo. St.	7	2
																		224	H	Southeast Mo. St.	0	6
																		224	H	Southeast Mo. St.	5	4
																		229	N	Hartford	2	5
																		230	H	Dayton	4	5
																		230	H	Dayton	7	2
																		240	H	Murray St.	2	0
																		240	H	Murray St.	4	14
																		240	H	Murray St.	0	5
																		240	N	Murray St.	4	5
				LAST 10 GAMES																		
						241	H	Austin Peay		8	0	240	H	Murray St.		0	5					
						241	H	Austin Peay		4	5	80	A	Jacksonville St.		6	15					
						241	H	Austin Peay		5	1	80	A	Jacksonville St.		2	10					
						240	H	Murray St.		4	14	80	A	Jacksonville St.		0	8					
						240	H	Murray St.		2	0	137	H	Morehead St.		2	4					

Non-Div. I Games:

Eastern Ky.

RPI	S	Opponent	Score	
241	H	Austin Peay	8	0
241	H	Austin Peay	4	5
241	H	Austin Peay	5	1
246	H	Tennessee St.	4	3
246	H	Tennessee St.	4	6
246	H	Tennessee St.	2	1
281	N	Winston-Salem	8	0

Eastern Ky.

E
a
s
t
e
r
n
K
y
.

E
a
s
t
e
r
n
K
y
.

Average RPI Win: 223		WON-LOST RECORD	WINNING PCT. RANK	LAST 10 GAMES	STRENGTH OF SCHEDULE	OPP. STRENGTH OF SCHEDULE	TEAM RPI	ADJ RPI	CONF. RPI	ADJ CONF. RPI	
Average RPI Loss: 167											
DIV. I ONLY		16-24-0	.4 201	2-8-0	245	229	225	.4246 229	19	19	
DIV. I NON-CONF.		13-10-0	.56522 108	1-4-0	283	269	217	.43507 224	20	20	
<hr/>											
TOTALS		RPI 1-25		RPI 26-50		W-L RECORDS		RPI 51-100		RPI 101-150	RPI 150+
16-24-0		0-0-0		0-0-0		OVERALL		0-4-0		0-3-0	16-17-0
5-10-0		0-0-0		0-0-0		HOME		0-0-0		0-0-0	5-10-0
4-10-0		0-0-0		0-0-0		AWAY		0-2-0		0-3-0	4-5-0
7-4-0		0-0-0		0-0-0		NEUTRAL		0-2-0		0-0-0	7-2-0
13-10-0		0-0-0		0-0-0		NON-CONFERENCE		0-2-0		0-0-0	13-8-0
2-4-0		0-0-0		0-0-0		HOME		0-0-0		0-0-0	2-4-0
4-2-0		0-0-0		0-0-		AWAY		0-0-0		0-0-0	4-2-0
7-4-0		0-0-0		0-0-0		NEUTRAL		0-2-0		0-0-0	7-2-0
3-14-0		0-0-0		0-0-0		CONFERENCE		0-2-0		0-3-0	3-9-0
3-6-0		0-0-0		0-0-0		HOME		0-0-0		0-0-0	3-6-0
0-8-0		0-0-0		0-0-0		AWAY		0-2-0		0-3-0	0-3-0
0-0-0		0-0-0		0-0-0		NEUTRAL		0-0-0		0-0-0	0-0-0
RPI S	Opponent	Score	RPI S	Opponent	Score	RPI S	Opponent	Score	RPI S	Opponent	Score
						64 N	S.C. Upstate	0 2	107 A	Stony Brook	2 7
						73 A	Boston U.	2 18	107 A	Stony Brook	0 8
						73 A	Boston U.	0 8	107 A	Stony Brook	0 6
						93 N	Cleveland St.	3 4	153 A	Binghamton	0 9
									153 A	Binghamton	7 8
									153 A	Binghamton	3 14
									160 H	Albany (NY)	6 3
									160 H	Albany (NY)	2 3
									160 H	Albany (NY)	2 5
									170 H	UMBC	2 4
									170 H	UMBC	5 3
									170 H	UMBC	5 7
									182 H	Maine	5 2
									182 H	Maine	0 8
									182 H	Maine	0 1
									205 N	Manhattan	6 3
									210 H	Rhode Island	6 10
									210 H	Rhode Island	0 3
									217 A	Sacred Heart	10 6
									217 A	Sacred Heart	5 2
									218 N	Colgate	0 4
									218 N	Colgate	7 3
									221 N	N.C. A&T	2 0
									228 N	Eastern Ky.	5 2
									236 N	Rider	3 2
									239 N	Lafayette	5 4
									239 N	Lafayette	5 8
LAST 10 GAMES											
			73 A	Boston U.	2 18	170 H	UMBC	5 7			
			73 A	Boston U.	0 8	170 H	UMBC	5 3			
			269 A	Marist	4 8	247 H	Central Conn. St.	6 7			
			269 A	Marist	0 5	247 H	Central Conn. St.	1 10			
			170 H	UMBC	2 4	217 A	Sacred Heart	5 2			

Non-Div. I Games:

Hartford

RPI	S	Opponent	Score	
243	H	Siena	9	3
243	H	Siena	4	1
247	H	Central Conn. St.	1	10
247	H	Central Conn. St.	6	7
252	A	Holy Cross	7	3
252	A	Holy Cross	11	8
269	A	Marist	0	5
269	A	Marist	4	8
279	N	St. Peter's	3	1

Hartford

H
a
r
t
f
o
r
d

H
a
r
t
f
o
r
d

Average RPI Win:	233	WON-LOST RECORD	WINNING PCT. RANK	LAST 10 GAMES	STRENGTH OF SCHEDULE	OPP. STRENGTH OF SCHEDULE	TEAM RPI	ADJ RPI	CONF. RPI	ADJ CONF. RPI							
DIV. I ONLY		18-36-1	.33636	234	3-7-0	214	205	231	.42376	230	17	17					
DIV. I NON-CONF.		12-22-1	.35714	212	0-2-0	243	249	239	.41859	240	17	17					
<hr/>																	
TOTALS	RPI 1-25	RPI 26-50		W-L RECORDS		RPI 51-100		RPI 101-150		RPI 150+							
18-36-1	0-2-0	0-2-0		OVERALL		0-6-0		0-11-1		18-15-0							
7-13-0	0-0-0	0-2-0		HOME		0-4-0		0-2-0		7-5-0							
5-16-1	0-2-0	0-0-0		AWAY		0-2-0		0-7-1		5-5-0							
6-7-0	0-0-0	0-0-0		NEUTRAL		0-0-0		0-2-0		6-5-0							
<hr/>																	
12-22-1	0-0-0	0-0-0		NON-CONFERENCE		0-2-0		0-11-1		12-9-0							
3-5-0	0-0-0	0-0-0		HOME		0-2-0		0-2-0		3-1-0							
3-10-1	0-0-0	0-0-		AWAY		0-0-0		0-7-1		3-3-0							
6-7-0	0-0-0	0-0-0		NEUTRAL		0-0-0		0-2-0		6-5-0							
<hr/>																	
6-14-0	0-2-0	0-2-0		CONFERENCE		0-4-0		0-0-0		6-6-0							
4-8-0	0-0-0	0-2-0		HOME		0-2-0		0-0-0		4-4-0							
2-6-0	0-2-0	0-0-0		AWAY		0-2-0		0-0-0		2-2-0							
0-0-0	0-0-0	0-0-0		NEUTRAL		0-0-0		0-0-0		0-0-0							
<hr/>																	
RPI	S	Opponent	Score	RPI	S	Opponent	Score	RPI	S	Opponent	Score	RPI	S	Opponent	Score		
22	A	Massachusetts	4 5	28	H	Fordham	3 10	55	H	Ball St.	2 7	101	A	Marshall	0 7		
22	A	Massachusetts	2 8	28	H	Fordham	0 11	55	H	Ball St.	0 5	101	A	Marshall	2 10		
								62	A	Charlotte	0 8	110	A	UNI	0 10		
								62	A	Charlotte	1 6	126	A	Charleston So.	1 8		
								96	H	St. Joseph's	1 11	129	A	Wright St.	1 1		
								96	H	St. Joseph's	0 6	129	A	Wright St.	1 8		
												134	H	Butler	0 8		
												134	H	Butler	0 9		
												135	A	Miami (OH)	0 12		
												135	A	Miami (OH)	0 8		
												148	N	Valparaiso	1 4		
												148	N	Valparaiso	1 2		
												152	H	St. Louis	0 6		
												152	H	St. Louis	4 13		
												182	N	Maine	4 7		
												182	N	Maine	5 7		
												190	N	Green Bay	9 2		
												202	H	IPFW	0 2		
												202	H	IPFW	3 1		
												206	H	Temple	2 6		
												206	H	Temple	10 2		
				LAST 10 GAMES								210	A	Rhode Island	11 6		
				232 A George Washington				11 0	210 A Rhode Island				2 3	210	A	Rhode Island	2 3
				232 A George Washington				5 7	231 H St. Bonaventure				7 0	219	N	Presbyterian	2 3
				22 A Massachusetts				4 5	231 H St. Bonaventure				2 7	225	A	Akron	4 3
				22 A Massachusetts				2 8	253 A IUPUI				1 14	225	A	Akron	10 2
				210 A Rhode Island				11 6	253 A IUPUI				6 7	228	A	Eastern Ky.	5 4

Non-Div. I Games:

Dayton

RPI	S	Opponent	Score
228	A	Eastern Ky.	2 7
231	H	St. Bonaventure	7 0
231	H	St. Bonaventure	2 7
232	A	George Washington	5 7
232	A	George Washington	11 0
233	H	La Salle	5 4
233	H	La Salle	2 0
244	N	St. Francis (PA)	9 5
250	N	UNC Wilmington	4 3
250	N	UNC Wilmington	2 0
251	H	Youngstown St.	5 3
251	H	Youngstown St.	10 4
252	N	Holy Cross	10 9
252	N	Holy Cross	7 9
253	A	IUPUI	1 14
253	A	IUPUI	6 7
272	N	South Dakota	8 6
275	N	North Dakota	2 3

Dayton

Average RPI Win:	212	WON-LOST	WINNING	LAST 10	STRENGTH OF	OPP. STRENGTH	TEAM	ADJ	CONF.	ADJ CONF.	
Average RPI Loss:	169	RECORD	PCT. RANK	GAMES	SCHEDULE	OF SCHEDULE	RPI	RPI	RPI	RPI	
DIV. I ONLY	13-27-0	.325	239	4-6-0	212	228	236	.42293	231	17	17
DIV. I NON-CONF.	6-16-0	.27273	236	1-2-0	219	273	257	.40705	252	17	17
<hr/>											
TOTALS	RPI 1-25	RPI 26-50		W-L RECORDS		RPI 51-100		RPI 101-150		RPI 150+	
13-27-0	0-0-0	0-2-0		OVERALL		1-3-0		0-4-0		12-18-0	
3-7-0	0-0-0	0-0-0		HOME		0-0-0		0-4-0		3-3-0	
9-15-0	0-0-0	0-2-0		AWAY		1-3-0		0-0-0		8-10-0	
1-5-0	0-0-0	0-0-0		NEUTRAL		0-0-0		0-0-0		1-5-0	
6-16-0	0-0-0	0-0-0		NON-CONFERENCE		0-0-0		0-4-0		6-12-0	
0-4-0	0-0-0	0-0-0		HOME		0-0-0		0-4-0		0-0-0	
5-7-0	0-0-0	0-0-		AWAY		0-0-0		0-0-0		5-7-0	
1-5-0	0-0-0	0-0-0		NEUTRAL		0-0-0		0-0-0		1-5-0	
7-11-0	0-0-0	0-2-0		CONFERENCE		1-3-0		0-0-0		6-6-0	
3-3-0	0-0-0	0-0-0		HOME		0-0-0		0-0-0		3-3-0	
4-8-0	0-0-0	0-2-0		AWAY		1-3-0		0-0-0		3-3-0	
0-0-0	0-0-0	0-0-0		NEUTRAL		0-0-0		0-0-0		0-0-0	
RPI	S	Opponent	Score	RPI	S	Opponent	Score	RPI	S	Opponent	Score
				28	A	Fordham	0 9	62	A	Charlotte	0 8
				28	A	Fordham	2 4	62	A	Charlotte	1 9
								96	A	St. Joseph's	1 3
								96	A	St. Joseph's	4 2
										140	H Canisius
										140	H Canisius
										147	H Robert Morris
										147	H Robert Morris
										152	H St. Louis
										152	H St. Louis
										153	A Binghamton
										153	A Binghamton
										192	N Gardner-Webb
										197	A Niagara
										203	A Col. of Charleston
										203	A Col. of Charleston
										206	A Temple
										206	A Temple
										207	A Buffalo
										207	A Buffalo
										210	H Rhode Island
										210	H Rhode Island
										218	N Colgate
										218	N Colgate
										220	N Mt. St. Mary's
										220	N Mt. St. Mary's
										221	A N.C. A&T
										221	A N.C. A&T
										230	A Dayton
										230	A Dayton
										232	H George Washington
LAST 10 GAMES											
				28	A	Fordham	0 9	152	H	St. Louis	0 1
				28	A	Fordham	2 4	152	H	St. Louis	1 0
				233	A	La Salle	8 0	153	A	Binghamton	8 6
				233	A	La Salle	3 2	153	A	Binghamton	5 7
				197	A	Niagara	4 5	230	A	Dayton	0 7

Non-Div. I Games:

St. Bonaventure

RPI	S	Opponent	Score	
232	H	George Washington	3	4
233	A	La Salle	3	2
233	A	La Salle	8	0
239	N	Lafayette	11	6
250	A	UNC Wilmington	8	2
250	A	UNC Wilmington	3	2
276	A	Norfolk St.	6	3

St. Bonaventure

S
t
.
B
o
n
a
v
e
n
t
u
r
e

S
t
.
B
o
n
a
v
e
n
t
u
r
e

Average RPI Win:	196	WON-LOST	WINNING	LAST 10			STRENGTH OF	OPP. STRENGTH	TEAM		ADJ	CONF.	ADJ CONF.		
Average RPI Loss:	123	RECORD	PCT. RANK	GAMES			SCHEDULE	OF SCHEDULE	RPI		RPI	RPI	RPI		
DIV. I ONLY		6-39-0	.13333	283	1-9-0		69	165	238		.42242	232	17	17	
DIV. I NON-CONF.		3-22-0	.12	279	0-2-0		40	180	228		.43582	222	17	17	
<hr/>															
TOTALS	RPI 1-25	RPI 26-50			W-L RECORDS		RPI 51-100			RPI 101-150			RPI 150+		
6-39-0	0-2-0	0-10-0			OVERALL		0-7-0			0-3-0			6-17-0		
4-15-0	0-2-0	0-2-0			HOME		0-3-0			0-0-0			4-8-0		
2-17-0	0-0-0	0-4-0			AWAY		0-4-0			0-0-0			2-9-0		
0-7-0	0-0-0	0-4-0			NEUTRAL		0-0-0			0-3-0			0-0-0		
<hr/>															
3-22-0	0-0-0	0-8-0			NON-CONFERENCE		0-3-0			0-3-0			3-8-0		
2-5-0	0-0-0	0-0-0			HOME		0-1-0			0-0-0			2-4-0		
1-10-0	0-0-0	0-0-			AWAY		0-2-0			0-0-0			1-4-0		
0-7-0	0-0-0	0-4-0			NEUTRAL		0-0-0			0-3-0			0-0-0		
<hr/>															
3-17-0	0-2-0	0-2-0			CONFERENCE		0-4-0			0-0-0			3-9-0		
2-10-0	0-2-0	0-2-0			HOME		0-2-0			0-0-0			2-4-0		
1-7-0	0-0-0	0-0-0			AWAY		0-2-0			0-0-0			1-5-0		
0-0-0	0-0-0	0-0-0			NEUTRAL		0-0-0			0-0-0			0-0-0		
<hr/>															
RPI	S	Opponent	Score	RPI	S	Opponent	Score	RPI	S	Opponent	Score	RPI	S	Opponent	Score
22	H	Massachusetts	0 17	28	H	Fordham	0 3	62	H	Charlotte	0 3	140	N	Canisius	1 4
22	H	Massachusetts	0 11	28	H	Fordham	0 9	62	H	Charlotte	2 3	146	N	Michigan St.	0 8
				32	N	Virginia	0 6	78	A	Liberty	1 11	146	N	Michigan St.	2 6
				32	N	Virginia	1 9	78	A	Liberty	0 10	152	A	St. Louis	0 3
				38	N	Notre Dame	0 8	88	H	Towson	1 2	152	A	St. Louis	0 5
				38	N	Notre Dame	0 12	96	A	St. Joseph's	0 1	153	H	Binghamton	4 2
				45	A	Maryland	0 8	96	A	St. Joseph's	0 3	159	A	Army	0 5
				45	A	Maryland	0 8					159	H	Army	1 0
				46	A	FIU	1 9					170	A	UMBC	3 2
				46	A	FIU	1 10					170	A	UMBC	3 8
												171	A	SIU Edwardsville	0 8
												173	H	Georgetown	0 2
												206	A	Temple	0 4
												206	A	Temple	0 10
												210	H	Rhode Island	3 7
												210	H	Rhode Island	1 3
												220	H	Mt. St. Mary's	4 5
												220	H	Mt. St. Mary's	0 8
												223	A	George Mason	0 9
												223	H	George Mason	3 6
												230	H	Dayton	0 11
				LAST 10 GAMES								230	H	Dayton	7 5
				230	H	Dayton	0 11	206	A	Temple	0 4	231	A	St. Bonaventure	4 3
				230	H	Dayton	7 5	206	A	Temple	0 10	231	A	St. Bonaventure	0 1
				62	H	Charlotte	2 3	96	A	St. Joseph's	0 1	233	H	La Salle	6 8
				62	H	Charlotte	0 3	96	A	St. Joseph's	0 3	233	H	La Salle	4 2
				223	A	George Mason	0 9	173	H	Georgetown	0 2				

Non-Div. I Games:

George Washington

Average RPI Win:		203	WON-LOST RECORD		WINNING PCT. RANK	LAST 10 GAMES	STRENGTH OF SCHEDULE		OPP. STRENGTH OF SCHEDULE	TEAM RPI	ADJ RPI	CONF. RPI	ADJ CONF. RPI
Average RPI Loss:		163	13-30-1		.30682 246	0-9-1	177		223	229	.42197 233	17	17
DIV. I ONLY			11-12-1		.47917 157	0-1-1	199		274	195	.4623 198	17	17
DIV. I NON-CONF.													
TOTALS		RPI 1-25	RPI 26-50		W-L RECORDS		RPI 51-100		RPI 101-150		RPI 150+		
13-30-1		0-2-0	0-2-0		OVERALL		0-4-0		3-3-0		10-19-1		
8-12-0		0-2-0	0-2-0		HOME		0-0-0		3-1-0		5-7-0		
3-14-1		0-0-0	0-0-0		AWAY		0-4-0		0-0-0		3-10-1		
2-4-0		0-0-0	0-0-0		NEUTRAL		0-0-0		0-2-0		2-2-0		
11-12-1		0-0-0	0-0-0		NON-CONFERENCE		0-0-0		3-3-0		8-9-1		
7-3-0		0-0-0	0-0-0		HOME		0-0-0		3-1-0		4-2-0		
2-5-1		0-0-0	0-0-		AWAY		0-0-0		0-0-0		2-5-1		
2-4-0		0-0-0	0-0-0		NEUTRAL		0-0-0		0-2-0		2-2-0		
2-18-0		0-2-0	0-2-0		CONFERENCE		0-4-0		0-0-0		2-10-0		
1-9-0		0-2-0	0-2-0		HOME		0-0-0		0-0-0		1-5-0		
1-9-0		0-0-0	0-0-0		AWAY		0-4-0		0-0-0		1-5-0		
0-0-0		0-0-0	0-0-0		NEUTRAL		0-0-0		0-0-0		0-0-0		
RPI S	Opponent	Score	RPI S	Opponent	Score	RPI S	Opponent	Score	RPI S	Opponent	Score		
22 H	Massachusetts	0 10	28 H	Fordham	2 10	62 A	Charlotte	2 3	134 N	Butler	1 3		
22 H	Massachusetts	1 8	28 H	Fordham	3 5	62 A	Charlotte	0 1	136 H	Villanova	4 2		
						96 A	St. Joseph's	1 5	136 H	Villanova	3 1		
						96 A	St. Joseph's	1 9	142 H	Monmouth	10 12		
									142 H	Monmouth	1 0		
									147 N	Robert Morris	2 3		
									152 H	St. Louis	8 2		
									152 H	St. Louis	0 1		
									158 A	Bucknell	2 3		
									158 A	Bucknell	0 0		
									170 A	UMBC	7 8		
									170 A	UMBC	2 0		
									185 A	Drexel	1 3		
									185 A	Drexel	4 1		
									190 N	Green Bay	3 2		
									206 A	Temple	0 6		
									206 A	Temple	1 3		
									210 H	Rhode Island	0 5		
									210 H	Rhode Island	2 9		
									217 N	Sacred Heart	2 3		
									226 A	Penn	6 9		
									226 A	Penn	4 6		
									230 A	Dayton	0 2		
									230 A	Dayton	4 5		
									231 H	St. Bonaventure	2 3		
									231 H	St. Bonaventure	0 8		
									232 A	George Washington	8 6		
LAST 10 GAMES													
231 H	St. Bonaventure	0 8	96 A	St. Joseph's	1 5	230 A	Dayton	0 2	230 A	Dayton	4 5		
231 H	St. Bonaventure	2 3	62 A	Charlotte	0 1	231 H	St. Bonaventure	2 3	231 H	St. Bonaventure	0 8		
206 A	Temple	1 3	62 A	Charlotte	2 3	158 A	Bucknell	2 3	158 A	Bucknell	0 0		
206 A	Temple	0 6	158 A	Bucknell	2 3	158 A	Bucknell	0 0	158 A	Bucknell	0 0		
96 A	St. Joseph's	1 9	158 A	Bucknell	0 0	158 A	Bucknell	0 0	158 A	Bucknell	0 0		

Non-Div. I Games:

La Salle

RPI	S	Opponent	Score	
232	A	George Washington	2	4
234	H	Delaware St.	7	1
234	H	Delaware St.	0	6
247	H	Central Conn. St.	2	1
247	H	Central Conn. St.	5	6
261	N	Wagner	2	3
269	H	Marist	11	6
269	H	Marist	10	4
271	N	Bryant	5	3

La Salle

L
a
S
a
l
l
e

L
a
S
a
l
l
e

[illegible]

Non-Div. I Games: Barton

17 5

Delaware St.

RPI	S	Opponent	Score	
270	A	Hampton	3	1
284	H	Morgan St.	10	2
284	H	Morgan St.	5	3
284	H	Morgan St.	9	1
285	N	South Carolina St.	17	3
286	A	N.C. Central	15	11
286	A	N.C. Central	6	0
290	A	Md.-East. Shore	13	0
290	A	Md.-East. Shore	9	1
290	A	Md.-East. Shore	14	6
290	H	Md.-East. Shore	9	1
290	H	Md.-East. Shore	11	1
290	H	Md.-East. Shore	3	0

Delaware St.

D
e
l
a
w
a
r
e
s
t
.

D
e
l
a
w
a
r
e
s
t
.

Average RPI Win:	220	WON-LOST	WINNING	LAST 10	STRENGTH OF	OPP. STRENGTH	TEAM	ADJ	CONF.	ADJ CONF.				
Average RPI Loss:	131	RECORD	PCT. RANK	GAMES	SCHEDULE	OF SCHEDULE	RPI	RPI	RPI	RPI				
DIV. I ONLY		19-33-0	.36538	222	5-5-0	241	195	234	.42042	235	28	28		
DIV. I NON-CONF.		8-23-0	.25806	241	0-0-0	71	61	199	.46544	193	23	23		
<hr/>														
TOTALS	RPI 1-25	RPI 26-50		W-L RECORDS		RPI 51-100		RPI 101-150		RPI 150+				
19-33-0	0-5-0	0-1-0		OVERALL		2-7-0		3-5-0		14-15-0				
8-3-0	0-0-0	0-0-0		HOME		1-1-0		0-0-0		7-2-0				
6-17-0	0-5-0	0-0-0		AWAY		1-3-0		1-1-0		4-8-0				
5-13-0	0-0-0	0-1-0		NEUTRAL		0-3-0		2-4-0		3-5-0				
<hr/>														
8-23-0	0-5-0	0-1-0		NON-CONFERENCE		2-7-0		3-5-0		3-5-0				
2-1-0	0-0-0	0-0-0		HOME		1-1-0		0-0-0		1-0-0				
2-9-0	0-5-0	0-0-		AWAY		1-3-0		1-1-0		0-0-0				
4-13-0	0-0-0	0-1-0		NEUTRAL		0-3-0		2-4-0		2-5-0				
<hr/>														
11-10-0	0-0-0	0-0-0		CONFERENCE		0-0-0		0-0-0		11-10-0				
6-2-0	0-0-0	0-0-0		HOME		0-0-0		0-0-0		6-2-0				
4-8-0	0-0-0	0-0-0		AWAY		0-0-0		0-0-0		4-8-0				
1-0-0	0-0-0	0-0-0		NEUTRAL		0-0-0		0-0-0		1-0-0				
<hr/>														
RPI	S	Opponent	Score		RPI	S	Opponent	Score		RPI	S	Opponent	Score	
9	A	Missouri	1	7	33	N	BYU	0	9	102	N	San Jose St.	1	16
9	A	Missouri	0	8						102	N	San Jose St.	9	14
10	A	Arizona	0	12						120	N	Utah	5	6
16	A	Texas A&M	0	7						124	N	St. John's (NY)	3	2
16	A	Texas A&M	1	11						127	A	New Mexico St.	3	21
										127	A	New Mexico St.	11	10
										142	N	Monmouth	4	9
										142	N	Monmouth	11	2
										151	N	Ill.-Chicago	0	3
										161	A	Portland St.	2	5
										161	A	Portland St.	0	4
										161	A	Portland St.	2	5
										161	A	Portland St.	0	1
										177	N	Utah St.	3	7
										188	N	New Mexico	5	12
										188	N	New Mexico	13	11
										196	N	Minnesota	9	1
										199	N	Eastern Mich.	4	6
										212	N	UC Santa Barbara	4	6
										238	H	South Dakota St.	7	3
										256	A	Seattle	1	5
										256	A	Seattle	7	5
										256	A	Seattle	4	6
										256	A	Seattle	5	10
										256	N	Seattle	8	7
										259	H	Utah Valley	4	6
										259	H	Utah Valley	5	13
										259	H	Utah Valley	7	0
										259	H	Utah Valley	5	13
										259	H	Utah Valley	4	6
										259	H	Utah Valley	5	13
										259	H	Utah Valley	4	6
										259	H	Utah Valley	5	13
										259	H	Utah Valley	4	6
										259	H	Utah Valley	5	13
										259	H	Utah Valley	4	6
										259	H	Utah Valley	5	13
										259	H	Utah Valley	4	6
										259	H	Utah Valley	5	13
										259	H	Utah Valley	4	6
										259	H	Utah Valley	5	13
										259	H	Utah Valley	4	6
										259	H	Utah Valley	5	13
										259	H	Utah Valley	4	6
										259	H	Utah Valley	5	13
										259	H	Utah Valley	4	6
										259	H	Utah Valley	5	13
										259	H	Utah Valley	4	6
										259	H	Utah Valley	5	13
										259	H	Utah Valley	4	6
										259	H	Utah Valley	5	13
										259	H	Utah Valley	4	6
										259	H	Utah Valley	5	13
										259	H	Utah Valley	4	6
										259	H	Utah Valley	5	13
										259	H	Utah Valley	4	6
										259	H	Utah Valley	5	13
										259	H	Utah Valley	4	6
										259	H	Utah Valley	5	13
										259	H	Utah Valley	4	6
										259	H	Utah Valley	5	13
										259	H	Utah Valley	4	6
										259	H	Utah Valley	5	13
										259	H	Utah Valley	4	6
										259	H	Utah Valley	5	13
										259	H	Utah Valley	4	6
										259	H	Utah Valley	5	13
										259	H	Utah Valley	4	6
										259	H	Utah Valley	5	13
										259	H	Utah Valley	4	6
										259	H	Utah Valley	5	13
										259	H	Utah Valley	4	6
										259	H	Utah Valley	5	13
										259	H	Utah Valley	4	6
										259	H	Utah Valley	5	13
										259	H	Utah Valley	4	6
										259	H	Utah Valley	5	13
										259	H	Utah Valley	4	6
										259	H	Utah Valley	5	13
										259	H	Utah Valley	4	6
										259	H	Utah Valley	5	13
										259	H	Utah Valley	4	6
										259	H	Utah Valley	5	13
										259	H	Utah Valley	4	6
										259	H	Utah Valley	5	13
										259	H	Utah Valley	4	6
										259	H	Utah Valley	5	13
										259	H	Utah Valley	4	6
										259	H	Utah Valley	5	13
										259	H	Utah Valley	4	6
										259	H	Utah Valley	5	13
										259	H	Utah Valley	4	6
										259	H	Utah Valley	5	13
										259	H	Utah Valley	4	6
										259	H	Utah Valley	5	13
										259	H	Utah Valley	4	6
										259	H	Utah Valley	5	13
										259	H	Utah Valley	4	6
										259	H	Utah Valley	5	13
										259	H	Utah Valley	4	6
										259	H	Utah Valley	5	13
										259	H	Utah Valley	4	6
										259	H	Utah Valley	5	13
										259	H	Utah Valley	4	6
										259	H	Utah Valley	5	13
										259	H	Utah Valley	4	6
										259	H	Utah Valley	5	13
										259	H	Utah Valley	4	6
										259	H	Utah Valley	5	13
										259	H	Utah Valley	4	6
										259	H	Utah Valley	5	13
										259	H	Utah Valley	4	6
										259	H	Utah Valley	5	13
										259	H	Utah Valley	4	6
										259	H	Utah Valley	5	13
										259	H	Utah Valley	4	6
										259	H	Utah Valley	5	13
										259	H	Utah Valley	4	6
										259	H	Utah Valley	5	13
										259	H	Utah Valley	4	6
										259	H	Utah Valley	5	13
										259	H	Utah Valley	4	6
										259	H	Utah Valley	5	13
										259	H	Utah Valley	4	6
										259	H	Utah Valley	5	13
										259	H	Utah Valley	4	6
										259	H	Utah Valley	5	13
										259	H	Utah Valley	4	6
										259	H	Utah Valley	5	13
										259	H	Utah Valley	4	6
										259	H	Utah Valley	5	13
										259	H	Utah Valley	4	6
										259	H	Utah Valley	5	13
										259	H	Utah Valley	4	6
										259	H	Utah Valley	5	13
										259	H	Utah Valley	4	6
										259	H	Utah Valley	5	13
										259	H	Utah Valley	4	6
										259	H	Utah Valley	5	13
										259	H	Utah Valley	4	6
										259	H	Utah Valley	5	13
										259	H	Utah Valley	4	6
										259	H	Utah Valley	5	13
										259	H	Utah Valley	4	6
										259	H	Utah Valley	5	13
										259	H	Utah Valley	4	6
										259	H	Utah Valley	5	13
										259	H	Utah Valley	4	6
										259	H	Utah Valley	5	13
										259	H	Utah Valley	4	6
										259	H	Utah Valley	5	13
										259	H	Utah Valley	4	6
										259	H	Utah Valley	5	13
										259	H	Utah Valley	4	6
										259	H	Utah Valley	5	13
										259	H	Utah Valley	4	6
										259	H	Utah Valley	5	13
										259	H	Utah Valley	4	6
										259	H	Utah Valley	5	13
										259	H	Utah Valley	4	6
										259	H	Utah Valley	5	13
										259	H	Utah Valley	4	6
										259	H	Utah Valley	5	13
										259	H	Utah Valley	4	6
					</									

Non-Div. I Games:

Northern Colo.

RPI	S	Opponent	Score	
259	H	Utah Valley	7	0
259	H	Utah Valley	9	0
273	A	Idaho St.	1	0
273	A	Idaho St.	8	6
273	A	Idaho St.	2	6
273	A	Idaho St.	2	1
282	H	Weber St.	11	9
282	H	Weber St.	9	1
282	H	Weber St.	8	0
282	H	Weber St.	11	2

Northern Colo.

N
o
r
t
h
e
r
n
C
o
l
o
.

N
o
r
t
h
e
r
n
C
o
l
o
.

Average RPI Win:	238	WON-LOST RECORD	WINNING PCT. RANK	LAST 10 GAMES	STRENGTH OF SCHEDULE	OPP. STRENGTH OF SCHEDULE	TEAM RPI	ADJ RPI	CONF. RPI	ADJ CONF. RPI					
DIV. I ONLY		16-31-1	.34375	231	5-5-0	217	256	235	.41827	236	27	27			
DIV. I NON-CONF.		8-23-1	.26563	239	1-1-0	180	261	243	.41494	244	28	28			
<hr/>															
TOTALS	RPI 1-25	RPI 26-50		W-L RECORDS		RPI 51-100		RPI 101-150		RPI 150+					
16-31-1	0-0-0	0-0-0		OVERALL		0-4-0		1-8-0		15-19-1					
6-7-1	0-0-0	0-0-0		HOME		0-1-0		0-3-0		6-3-1					
6-13-0	0-0-0	0-0-0		AWAY		0-2-0		1-5-0		5-6-0					
4-11-0	0-0-0	0-0-0		NEUTRAL		0-1-0		0-0-0		4-10-0					
<hr/>															
8-23-1	0-0-0	0-0-0		NON-CONFERENCE		0-4-0		1-6-0		7-13-1					
0-5-1	0-0-0	0-0-0		HOME		0-1-0		0-3-0		0-1-1					
4-7-0	0-0-0	0-0-		AWAY		0-2-0		1-3-0		3-2-0					
4-11-0	0-0-0	0-0-0		NEUTRAL		0-1-0		0-0-0		4-10-0					
<hr/>															
8-8-0	0-0-0	0-0-0		CONFERENCE		0-0-0		0-2-0		8-6-0					
6-2-0	0-0-0	0-0-0		HOME		0-0-0		0-0-0		6-2-0					
2-6-0	0-0-0	0-0-0		AWAY		0-0-0		0-2-0		2-4-0					
0-0-0	0-0-0	0-0-0		NEUTRAL		0-0-0		0-0-0		0-0-0					
<hr/>															
RPI	S	Opponent	Score	RPI	S	Opponent	Score	RPI	S	Opponent	Score				
				82		N	Cornell	0	8	107		A	Stony Brook	1	2
				85		A	Elon	0	11	107		A	Stony Brook	1	10
				85		A	Elon	1	5	122		H	Lehigh	6	8
				96		H	St. Joseph's	0	2	122		H	Lehigh	6	13
									136		H	Villanova	5	6	
									140		A	Canisius	0	8	
									140		A	Canisius	2	12	
									142		A	Monmouth	2	1	
									142		A	Monmouth	0	13	
									159		A	Army	6	9	
									159		A	Army	9	7	
									159		N	Army	3	7	
									173		N	Georgetown	0	8	
									173		N	Georgetown	0	9	
									178		H	Delaware	5	6	
									178		H	Delaware	4	4	
				180		A	Iona	1	11	197		A	Niagara	0	12
				180		A	Iona	0	1	197		A	Niagara	0	8
				190		N	Green Bay	4	15	205		H	Manhattan	7	5
				191		N	Quinnipiac	1	9	205		H	Manhattan	0	12
				191		N	Quinnipiac	5	12	208		A	Fairfield	12	2
				205		H	Manhattan	7	5	208		A	Fairfield	2	0
				208		A	Fairfield	12	2						
				208		A	Fairfield	2	0						
				243		H	Siena	4	6						
				243		H	Siena	7	1						
				205		H	Manhattan	7	5						

Non-Div. I Games:

Rider

RPI	S	Opponent	Score	
218	N	Colgate	5	4
229	N	Hartford	2	3
239	N	Lafayette	5	6
243	H	Siena	4	6
243	H	Siena	7	1
255	N	Fairleigh Dickinson	2	3
255	N	Fairleigh Dickinson	15	7
255	N	Fairleigh Dickinson	7	10
265	A	Columbia	4	3
265	A	Columbia	1	7
265	N	Columbia	7	0
265	N	Columbia	2	1
269	H	Marist	8	4
269	H	Marist	8	0
276	A	Norfolk St.	7	2
279	H	St. Peter's	12	0
279	H	St. Peter's	8	0

Rider

R
i
d
e
r

R
i
d
e
r

[illegible]

Non-Div. I Games:

Southeastern La.

RPI	S	Opponent	Score	
266	A	Alcorn St.	8	7
266	A	Alcorn St.	7	1
266	H	Alcorn St.	10	6
278	A	Jackson St.	4	3
278	H	Jackson St.	1	3
283	A	Grambling	5	4
283	H	Grambling	6	2

Southeastern La.

S
o
u
t
h
e
a
s
t
e
r
n
L
a
.

S
o
u
t
h
e
a
s
t
e
r
n
L
a
.

[illegible]

Non-Div. I Games:	Dakota St.	10	2
-------------------	------------	----	---

South Dakota St.

RPI	S	Opponent	Score	
257	A	Oakland	3	1
257	A	Oakland	1	9
259	N	Utah Valley	6	5
264	H	Centenary (LA)	10	4
264	H	Centenary (LA)	12	11
264	H	Centenary (LA)	10	7
267	A	Southern Utah	8	3
267	A	Southern Utah	4	6
267	A	Southern Utah	10	0
272	H	South Dakota	5	2
272	H	South Dakota	2	1
280	A	Savannah St.	10	0

South Dakota St.

S
o
u
t
h
D
a
k
o
t
a
S
t
.

S
o
u
t
h
D
a
k
o
t
a
S
t
.

[illegible]

Non-Div. I Games:

Lafayette

RPI	S	Opponent	Score	
218	H	Colgate	0	9
226	A	Penn	8	5
226	A	Penn	11	13
229	N	Hartford	8	5
229	N	Hartford	4	5
231	N	St. Bonaventure	6	11
236	N	Rider	6	5
242	A	Princeton	14	4
252	A	Holy Cross	3	0
252	A	Holy Cross	0	9
252	A	Holy Cross	5	6
252	A	Holy Cross	2	9
261	H	Wagner	2	1
261	H	Wagner	5	3
269	N	Marist	3	1
276	A	Norfolk St.	2	1
279	A	St. Peter's	4	8
279	A	St. Peter's	8	1

Lafayette

Average RPI Win: 196		WON-LOST RECORD		WINNING PCT. RANK		LAST 10 GAMES		STRENGTH OF SCHEDULE		OPP. STRENGTH OF SCHEDULE		TEAM RPI		ADJ RPI		CONF. RPI		ADJ CONF. RPI	
DIV. I ONLY		17-28-0		.37778 215		4-4-0		248		200		233		.41527 240		22		22	
DIV. I NON-CONF.		5-15-0		.25 242		0-0-0		251		208		266		.38653 265		21		21	
TOTALS		RPI 1-25		RPI 26-50		W-L RECORDS		RPI 51-100		RPI 101-150		RPI 150+							
17-28-0		0-0-0		0-2-0		OVERALL		1-5-0		0-3-0		16-18-0							
6-7-0		0-0-0		0-1-0		HOME		1-2-0		0-0-0		5-4-0							
10-14-0		0-0-0		0-1-0		AWAY		0-3-0		0-3-0		10-7-0							
1-7-0		0-0-0		0-0-0		NEUTRAL		0-0-0		0-0-0		1-7-0							
5-15-0		0-0-0		0-2-0		NON-CONFERENCE		0-1-0		0-3-0		5-9-0							
2-2-0		0-0-0		0-1-0		HOME		0-0-0		0-0-0		2-1-0							
3-8-0		0-0-0		0-0-		AWAY		0-1-0		0-3-0		3-3-0							
0-5-0		0-0-0		0-0-0		NEUTRAL		0-0-0		0-0-0		0-5-0							
12-13-0		0-0-0		0-0-0		CONFERENCE		1-4-0		0-0-0		11-9-0							
4-5-0		0-0-0		0-0-0		HOME		1-2-0		0-0-0		3-3-0							
7-6-0		0-0-0		0-0-0		AWAY		0-2-0		0-0-0		7-4-0							
1-2-0		0-0-0		0-0-0		NEUTRAL		0-0-0		0-0-0		1-2-0							
RPI	S	Opponent	Score		RPI	S	Opponent	Score		RPI	S	Opponent	Score						
40	A	Lipscomb	0	6	65	A	Mississippi	1	9	117	A	La.-Monroe	5	13					
40	H	Lipscomb	2	9	79	A	UT Martin	3	11	117	A	La.-Monroe	2	5					
					79	A	UT Martin	0	6	121	A	Western Ky.	3	4					
					79	H	UT Martin	0	8	154	A	Eastern Ill.	7	1					
					80	H	Jacksonville St.	10	7	154	A	Eastern Ill.	6	3					
					80	H	Jacksonville St.	3	5	154	A	Eastern Ill.	1	4					
										154	N	Eastern Ill.	4	5					
										164	A	Tennessee Tech	6	1					
										164	A	Tennessee Tech	0	4					
										164	A	Tennessee Tech	12	6					
										164	N	Tennessee Tech	3	6					
										171	A	SIU Edwardsville	1	2					
										171	A	SIU Edwardsville	3	2					
										171	H	SIU Edwardsville	9	1					
										171	N	SIU Edwardsville	8	13					
										171	N	SIU Edwardsville	0	2					
										189	A	Samford	11	3					
										189	A	Samford	0	5					
										214	H	Evansville	2	6					
										214	H	Evansville	6	2					
										214	N	Evansville	3	4					
										224	H	Southeast Mo. St.	6	9					
										224	H	Southeast Mo. St.	9	4					
										224	H	Southeast Mo. St.	9	1					
										228	A	Eastern Ky.	14	4					
										228	A	Eastern Ky.	0	2					
										171	A	SIU Edwardsville	3	2					
										171	A	SIU Edwardsville	1	2					
										228	A	Eastern Ky.	5	0					
Non-Div. I Games:		Trevecca Nazarene		7	4	Trevecca Nazarene		3	7	Bethel (TN)		6	1	Bethel (TN)		6	2		
		Mid-Continent		8	0	Mid-Continent		8	4					Murray St.					

M
u
r
r
a
y
s
t
.

M
u
r
r
a
y
s
t
.

Murray St.

Average RPI Win: 224		WON-LOST	WINNING	LAST 10	STRENGTH OF		OPP. STRENGTH	TEAM	ADJ		CONF.	ADJ CONF.			
Average RPI Loss: 141		RECORD	PCT. RANK	GAMES	SCHEDULE		OF SCHEDULE	RPI	RPI		RPI	RPI			
DIV. I ONLY		16-35-0	.31373	242	2-8-0		236	199	243	.40852	241	22	22		
DIV. I NON-CONF.		8-21-0	.27586	234	0-4-0		226	194	247	.41169	247	21	21		
TOTALS		RPI 1-25	RPI 26-50		W-L RECORDS		RPI 51-100		RPI 101-150		RPI 150+				
16-35-0		0-1-0	0-3-0		OVERALL		1-8-0		0-8-0		15-15-0				
8-11-0		0-0-0	0-0-0		HOME		0-1-0		0-6-0		8-4-0				
7-15-0		0-1-0	0-2-0		AWAY		1-4-0		0-0-0		6-8-0				
1-9-0		0-0-0	0-1-0		NEUTRAL		0-3-0		0-2-0		1-3-0				
8-21-0		0-1-0	0-3-0		NON-CONFERENCE		1-5-0		0-5-0		7-7-0				
5-5-0		0-0-0	0-0-0		HOME		0-1-0		0-3-0		5-1-0				
2-7-0		0-1-0	0-0-		AWAY		1-1-0		0-0-0		1-3-0				
1-9-0		0-0-0	0-1-0		NEUTRAL		0-3-0		0-2-0		1-3-0				
8-14-0		0-0-0	0-0-0		CONFERENCE		0-3-0		0-3-0		8-8-0				
3-6-0		0-0-0	0-0-0		HOME		0-0-0		0-3-0		3-3-0				
5-8-0		0-0-0	0-0-0		AWAY		0-3-0		0-0-0		5-5-0				
0-0-0		0-0-0	0-0-0		NEUTRAL		0-0-0		0-0-0		0-0-0				
RPI S	Opponent	Score		RPI S	Opponent	Score		RPI S	Opponent	Score		RPI S	Opponent	Score	
17 A	Tennessee	0	10	37 A	Kentucky	1	10	55 N	Ball St.	1	8	110 H	UNI	0	10
				37 A	Kentucky	2	10	68 H	Chattanooga	0	9	111 N	Fla. Gulf Coast	0	10
				40 N	Lipscomb	0	15	77 A	Stetson	0	2	121 H	Western Ky.	0	4
								77 A	Stetson	5	1	123 N	Rutgers	1	6
								79 A	UT Martin	3	10	134 H	Butler	2	3
								79 A	UT Martin	0	5	137 H	Morehead St.	1	8
								79 A	UT Martin	1	6	137 H	Morehead St.	1	6
								90 N	Kansas	0	9	137 H	Morehead St.	2	3
								100 N	Jacksonville	0	8	154 A	Eastern Ill.	5	3
												154 A	Eastern Ill.	0	7
												164 H	Tennessee Tech	8	12
												164 H	Tennessee Tech	2	5
												171 A	SIU Edwardsville	2	3
												171 A	SIU Edwardsville	0	8
												191 N	Quinnipiac	2	0
												201 N	Western Mich.	0	9
												214 H	Evansville	9	8
												214 H	Evansville	3	1
												214 N	Evansville	0	3
												224 H	Southeast Mo. St.	11	2
												224 H	Southeast Mo. St.	4	3
												224 H	Southeast Mo. St.	5	12
												228 A	Eastern Ky.	0	8
												228 A	Eastern Ky.	5	4
												228 A	Eastern Ky.	1	5
												240 A	Murray St.	9	3
												240 A	Murray St.	4	2
LAST 10 GAMES				228 A	Eastern Ky.	0	8	154 A	Eastern Ill.	5	3	228 A	Eastern Ky.	0	8
				228 A	Eastern Ky.	5	4	154 A	Eastern Ill.	0	7	228 A	Eastern Ky.	5	4
				228 A	Eastern Ky.	1	5	37 A	Kentucky	2	10	228 A	Eastern Ky.	1	5
				171 A	SIU Edwardsville	0	8	37 A	Kentucky	1	10	240 A	Murray St.	9	3
				171 A	SIU Edwardsville	2	3	137 H	Morehead St.	1	6	240 A	Murray St.	4	2

Non-Div. I Games:

Austin Peay

RPI	S	Opponent	Score	
240	A	Murray St.	2	3
246	A	Tennessee St.	5	4
246	A	Tennessee St.	2	5
246	H	Tennessee St.	2	1
253	H	IUPUI	1	6
253	H	IUPUI	7	0
258	A	Belmont	7	2
258	A	Belmont	6	7
261	N	Wagner	4	5
289	H	Alabama A&M	2	1
289	H	Alabama A&M	7	2

Austin Peay

A
u
s
t
i
n
P
e
a
y

A
u
s
t
i
n
P
e
a
y

Average RPI Win: 220		WON-LOST RECORD		WINNING PCT. RANK		LAST 10 GAMES		STRENGTH OF SCHEDULE		OPP. STRENGTH OF SCHEDULE		TEAM RPI		ADJ RPI		CONF. RPI		ADJ CONF. RPI	
DIV. I ONLY		12-32-0		.27273 259		4-6-0		195		225		242		.40785 242		25		25	
DIV. I NON-CONF.		6-18-0		.25 242		0-0-0		161		173		232		.42745 233		27		26	
TOTALS		RPI 1-25		RPI 26-50		W-L RECORDS		RPI 51-100		RPI 101-150		RPI 150+							
12-32-0		0-1-0		0-4-0		OVERALL		1-5-0		0-7-0		11-15-0							
2-11-0		0-0-0		0-0-0		HOME		1-1-0		0-2-0		1-8-0							
5-14-0		0-1-0		0-4-0		AWAY		0-2-0		0-2-0		5-5-0							
5-7-0		0-0-0		0-0-0		NEUTRAL		0-2-0		0-3-0		5-2-0							
6-18-0		0-1-0		0-4-0		NON-CONFERENCE		0-2-0		0-7-0		6-4-0							
0-3-0		0-0-0		0-0-0		HOME		0-0-0		0-2-0		0-1-0							
1-8-0		0-1-0		0-0-		AWAY		0-0-0		0-2-0		1-1-0							
5-7-0		0-0-0		0-0-0		NEUTRAL		0-2-0		0-3-0		5-2-0							
6-14-0		0-0-0		0-0-0		CONFERENCE		1-3-0		0-0-0		5-11-0							
2-8-0		0-0-0		0-0-0		HOME		1-1-0		0-0-0		1-7-0							
4-6-0		0-0-0		0-0-0		AWAY		0-2-0		0-0-0		4-4-0							
0-0-0		0-0-0		0-0-0		NEUTRAL		0-0-0		0-0-0		0-0-0							
RPI	S	Opponent		Score		RPI	S	Opponent		Score		RPI	S	Opponent		Score			
19	A	Stanford		0 7		30	A	Hofstra		2 6		82	A	Cornell		1 8			
						41	A	Fresno St.		0 10		82	A	Cornell		4 7			
						45	A	Maryland		0 9		82	H	Cornell		6 7			
						45	A	Maryland		5 7		82	H	Cornell		4 2			
												88	N	Towson		3 9			
												92	N	Colorado St.		1 9			
												102	N	San Jose St.		0 2			
												102	N	San Jose St.		2 6			
												108	N	Cal Poly		6 7			
												122	A	Lehigh		3 4			
												122	A	Lehigh		5 8			
												123	H	Rutgers		4 9			
												123	H	Rutgers		3 4			
												156	A	Pacific		0 10			
												156	A	Pacific		5 4			
												165	N	St. Mary's (CA)		1 0			
												166	H	Harvard		0 4			
												166	H	Harvard		1 3			
												216	H	Dartmouth		2 5			
												216	H	Dartmouth		4 6			
												220	N	Mt. St. Mary's		4 5			
												220	N	Mt. St. Mary's		6 1			
												226	H	Penn		1 5			
												226	H	Penn		7 11			
												226	H	Penn		5 8			
												226	H	Penn		4 3			
												239	H	Lafayette		4 14			
												245	A	Yale		6 8			
												245	A	Yale		2 11			
												248	A	Brown		6 5			
												248	A	Brown		0 5			
												249	N	Santa Clara		12 3			
												249	N	Santa Clara		8 6			
LAST 10 GAMES																			
						82	H	Cornell		6 7		226	H	Penn		1 5			
						82	H	Cornell		4 2		226	H	Penn		7 11			
						82	A	Cornell		4 7		226	H	Penn		5 8			
						82	A	Cornell		1 8		265	A	Columbia		6 2			
						226	H	Penn		4 3		265	A	Columbia		6 4			

Non-Div. I Games:

Princeton

Princeton

[illegible]

Non-Div. I Games:

Siena

RPI	S	Opponent	Score	
218	H	Colgate	6	1
218	H	Colgate	8	1
229	A	Hartford	3	9
229	A	Hartford	1	4
236	A	Rider	6	4
236	A	Rider	1	7
247	A	Central Conn. St.	9	2
247	A	Central Conn. St.	6	8
252	A	Holy Cross	3	10
252	A	Holy Cross	2	1
269	H	Marist	9	2
269	H	Marist	3	2
279	H	St. Peter's	6	1
279	H	St. Peter's	8	0
284	N	Morgan St.	5	1
284	N	Morgan St.	3	2

Siena

S
i
e
n
a

S
i
e
n
a

Average RPI Win:	214	WON-LOST RECORD	WINNING PCT. RANK	LAST 10 GAMES	STRENGTH OF SCHEDULE	OPP. STRENGTH OF SCHEDULE	TEAM RPI	ADJ RPI	CONF. RPI	ADJ CONF. RPI					
DIV. I ONLY	14-36-0	.28	256	4-6-0	206	233	247	.40619	244	24	24				
DIV. I NON-CONF.	9-22-0	.29032	229	1-1-0	197	225	235	.42474	235	26	25				
<hr/>															
TOTALS	RPI 1-25	RPI 26-50		W-L RECORDS		RPI 51-100		RPI 101-150		RPI 150+					
14-36-0	0-0-0	1-1-0		OVERALL		1-3-0		0-14-0		12-18-0					
3-12-0	0-0-0	0-0-0		HOME		0-0-0		0-4-0		3-8-0					
7-12-0	0-0-0	1-1-0		AWAY		1-2-0		0-5-0		5-4-0					
4-12-0	0-0-0	0-0-0		NEUTRAL		0-1-0		0-5-0		4-6-0					
9-22-0	0-0-0	0-0-0		NON-CONFERENCE		1-3-0		0-10-0		8-9-0					
1-5-0	0-0-0	0-0-0		HOME		0-0-0		0-2-0		1-3-0					
4-5-0	0-0-0	0-0-		AWAY		1-2-0		0-3-0		3-0-0					
4-12-0	0-0-0	0-0-0		NEUTRAL		0-1-0		0-5-0		4-6-0					
5-14-0	0-0-0	1-1-0		CONFERENCE		0-0-0		0-4-0		4-9-0					
2-7-0	0-0-0	0-0-0		HOME		0-0-0		0-2-0		2-5-0					
3-7-0	0-0-0	1-1-0		AWAY		0-0-0		0-2-0		2-4-0					
0-0-0	0-0-0	0-0-0		NEUTRAL		0-0-0		0-0-0		0-0-0					
RPI	S	Opponent	Score	RPI	S	Opponent	Score	RPI	S	Opponent	Score				
				50	A	Long Island	0 8	62	A	Charlotte	3 5				
				50	A	Long Island	3 2	72	A	Penn St.	0 8				
								72	A	Penn St.	5 3				
								97	N	Ga. Southern	3 5				
										107	N Stony Brook	1 9			
										107	N Stony Brook	8 10			
										111	A Fla. Gulf Coast	1 2			
										134	N Butler	2 7			
										136	N Villanova	0 4			
										138	A Pittsburgh	0 4			
										138	A Pittsburgh	0 9			
										140	H Canisius	2 3			
										140	H Canisius	2 15			
										142	H Monmouth	1 11			
										142	H Monmouth	1 9			
										147	A Robert Morris	1 7			
										147	A Robert Morris	0 3			
										148	N Valparaiso	1 6			
										153	N Binghamton	0 7			
										153	N Binghamton	1 9			
										158	H Bucknell	1 11			
										158	H Bucknell	4 5			
										182	N Maine	1 2			
										191	A Quinnipiac	0 2			
										191	A Quinnipiac	4 5			
				LAST 10 GAMES						199	N Eastern Mich.	3 1			
				220	H	Mt. St. Mary's	3 10	225	H	Akron	6 10	210	N Rhode Island	2 0	
				50	A	Long Island	0 8	225	H	Akron	1 0	217	A Sacred Heart	1 3	
				50	A	Long Island	3 2	271	H	Bryant	5 8	217	A Sacred Heart	2 4	
				261	A	Wagner	2 1	271	H	Bryant	0 6	220	H	Mt. St. Mary's	3 10
				261	A	Wagner	7 6	247	H	Central Conn. St.	4 5	222	N	Toledo	6 5

Non-Div. I Games:

St. Francis (PA)

Average RPI Win:	236	WON-LOST RECORD	WINNING PCT. RANK	LAST 10 GAMES	STRENGTH OF SCHEDULE	OPP. STRENGTH OF SCHEDULE	TEAM RPI	ADJ RPI	CONF. RPI	ADJ CONF. RPI		
DIV. I ONLY		11-28-0	.28205	255	2-8-0	225	260	258	.40475	245	25	25
DIV. I NON-CONF.		5-14-0	.26316	240	0-0-0	173	253	240	.42152	238	27	26
<hr/>												
TOTALS	RPI 1-25	RPI 26-50		W-L RECORDS		RPI 51-100		RPI 101-150		RPI 150+		
11-28-0	0-0-0	0-0-0		OVERALL		0-5-0		0-2-0		11-21-0		
4-10-0	0-0-0	0-0-0		HOME		0-2-0		0-0-0		4-8-0		
5-14-0	0-0-0	0-0-0		AWAY		0-3-0		0-1-0		5-10-0		
2-4-0	0-0-0	0-0-0		NEUTRAL		0-0-0		0-1-0		2-3-0		
<hr/>												
5-14-0	0-0-0	0-0-0		NON-CONFERENCE		0-3-0		0-2-0		5-9-0		
1-3-0	0-0-0	0-0-0		HOME		0-0-0		0-0-0		1-3-0		
2-7-0	0-0-0	0-0-		AWAY		0-3-0		0-1-0		2-3-0		
2-4-0	0-0-0	0-0-0		NEUTRAL		0-0-0		0-1-0		2-3-0		
<hr/>												
6-14-0	0-0-0	0-0-0		CONFERENCE		0-2-0		0-0-0		6-12-0		
3-7-0	0-0-0	0-0-0		HOME		0-2-0		0-0-0		3-5-0		
3-7-0	0-0-0	0-0-0		AWAY		0-0-0		0-0-0		3-7-0		
0-0-0	0-0-0	0-0-0		NEUTRAL		0-0-0		0-0-0		0-0-0		
<hr/>												
RPI	S	Opponent	Score	RPI	S	Opponent	Score	RPI	S	Opponent	Score	
						77 A Stetson	1 5			107 A Stony Brook	0 3	
						77 A Stetson	1 8			149 N Bethune-Cookman	1 2	
						77 A Stetson	0 8			159 H Army	2 7	
						82 H Cornell	0 3			159 H Army	4 1	
						82 H Cornell	3 7			166 H Harvard	0 6	
										166 H Harvard	4 6	
										166 H Harvard	0 5	
										166 H Harvard	3 10	
										167 H Providence	1 9	
										167 H Providence	2 6	
										174 N Connecticut	3 5	
										191 N Quinnipiac	1 2	
										191 N Quinnipiac	4 2	
										208 A Fairfield	1 3	
										208 N Fairfield	0 1	
										216 A Dartmouth	3 7	
										216 A Dartmouth	3 11	
										216 A Dartmouth	3 11	
										216 A Dartmouth	9 10	
										217 A Sacred Heart	10 0	
										217 A Sacred Heart	1 4	
										226 A Penn	4 5	
										226 A Penn	0 2	
						248 H Brown	0 2			242 H Princeton	8 6	
						248 H Brown	5 4			242 H Princeton	11 2	
						248 A Brown	4 2			248 A Brown	4 2	
						248 A Brown	5 6			248 A Brown	5 6	
						166 H Harvard	0 5					

Non-Div. I Games:

Yale

RPI	S	Opponent	Score	
248	H	Brown	5	4
248	H	Brown	0	2
252	N	Holy Cross	5	1
265	A	Columbia	8	7
265	A	Columbia	6	0
269	A	Marist	3	0
269	A	Marist	3	4

Yale

Y
a
l
e

Y
a
l
e

Average RPI Win: 235		WON-LOST	WINNING	LAST 10	STRENGTH OF		OPP. STRENGTH	TEAM	ADJ		CONF.	ADJ CONF.
Average RPI Loss: 137		RECORD	PCT. RANK	GAMES	SCHEDULE		OF SCHEDULE	RPI	RPI		RPI	RPI
DIV. I ONLY		11-34-0	.24444	265	1-9-0		200	214	253		.40468	246
DIV. I NON-CONF.		5-18-0	.21739	251	0-2-0		168	230	250		.41476	246
TOTALS		RPI 1-25	RPI 26-50		W-L RECORDS		RPI 51-100		RPI 101-150		RPI 150+	
11-34-0		0-0-0	0-3-0		OVERALL		0-8-0		1-12-0		10-11-0	
8-14-0		0-0-0	0-0-0		HOME		0-3-0		1-5-0		7-6-0	
2-17-0		0-0-0	0-3-0		AWAY		0-5-0		0-4-0		2-5-0	
1-3-0		0-0-0	0-0-0		NEUTRAL		0-0-0		0-3-0		1-0-0	
5-18-0		0-0-0	0-3-0		NON-CONFERENCE		0-3-0		0-10-0		5-2-0	
4-8-0		0-0-0	0-0-0		HOME		0-3-0		0-3-0		4-2-0	
0-7-0		0-0-0	0-0-		AWAY		0-0-0		0-4-0		0-0-0	
1-3-0		0-0-0	0-0-0		NEUTRAL		0-0-0		0-3-0		1-0-0	
6-16-0		0-0-0	0-0-0		CONFERENCE		0-5-0		1-2-0		5-9-0	
4-6-0		0-0-0	0-0-0		HOME		0-0-0		1-2-0		3-4-0	
2-10-0		0-0-0	0-0-0		AWAY		0-5-0		0-0-0		2-5-0	
0-0-0		0-0-0	0-0-0		NEUTRAL		0-0-0		0-0-0		0-0-0	
RPI S	Opponent	Score	RPI S	Opponent	Score	RPI S	Opponent	Score	RPI S	Opponent	Score	
			36 A	Auburn	1 9	68 H	Chattanooga	0 8	110 H	UNI	2 10	
			40 A	Lipscomb	0 3	68 H	Chattanooga	0 2	114 N	Louisiana Tech	3 11	
			40 A	Lipscomb	2 11	68 H	Chattanooga	4 10	115 A	Middle Tenn.	2 3	
						79 A	UT Martin	0 7	115 A	Middle Tenn.	1 6	
						79 A	UT Martin	0 9	121 A	Western Ky.	1 2	
						80 A	Jacksonville St.	1 5	121 A	Western Ky.	5 6	
						80 A	Jacksonville St.	4 12	134 H	Butler	2 4	
						80 A	Jacksonville St.	0 13	134 N	Butler	3 4	
									137 H	Morehead St.	10 4	
									137 H	Morehead St.	3 5	
									137 H	Morehead St.	3 5	
									148 H	Valparaiso	3 4	
									148 N	Valparaiso	0 8	
									164 H	Tennessee Tech	4 3	
									164 H	Tennessee Tech	0 2	
									164 H	Tennessee Tech	0 8	
									215 H	Indiana St.	0 1	
									224 A	Southeast Mo. St.	0 9	
									224 A	Southeast Mo. St.	6 4	
									224 A	Southeast Mo. St.	5 7	
									228 A	Eastern Ky.	3 4	
									228 A	Eastern Ky.	1 2	
									228 A	Eastern Ky.	6 4	
									240 H	Murray St.	1 8	
									240 H	Murray St.	7 5	
									241 A	Austin Peay	1 2	
									241 H	Austin Peay	5 2	
LAST 10 GAMES												
			80 A	Jacksonville St.	0 13	115 A	Middle Tenn.	1 6	228 A	Eastern Ky.	6 4	
			80 A	Jacksonville St.	4 12	115 A	Middle Tenn.	2 3	240 H	Murray St.	1 8	
			80 A	Jacksonville St.	1 5	164 H	Tennessee Tech	4 3	240 H	Murray St.	7 5	
			79 A	UT Martin	0 9	164 H	Tennessee Tech	0 2	241 A	Austin Peay	1 2	
			79 A	UT Martin	0 7	164 H	Tennessee Tech	0 8	241 H	Austin Peay	5 2	

Non-Div. I Games:

Tennessee St.

RPI	S	Opponent	Score	
241	H	Austin Peay	4	5
253	H	IUPUI	2	4
254	N	Alabama St.	4	1
258	H	Belmont	8	4
258	H	Belmont	8	7
289	H	Alabama A&M	3	1
289	H	Alabama A&M	8	0

Tennessee St.

T
e
n
n
e
s
s
e
e
s
t
.

T
e
n
n
e
s
s
e
e
s
t
.

Average RPI Win: 232		WON-LOST	WINNING	LAST 10	STRENGTH OF		OPP. STRENGTH	TEAM	ADJ		CONF.	ADJ CONF.
Average RPI Loss: 185		RECORD	PCT. RANK	GAMES	SCHEDULE		OF SCHEDULE	RPI	RPI		RPI	RPI
DIV. I ONLY		18-31-0	.36735	221	3-7-0		260	248	245	.40429	247	24
DIV. I NON-CONF.		11-18-0	.37931	201	2-0-0		264	250	248	.40921	249	26
TOTALS		RPI 1-25	RPI 26-50		W-L RECORDS		RPI 51-100		RPI 101-150		RPI 150+	
18-31-0		0-0-0	0-2-0		OVERALL		0-2-0		1-5-0		17-22-0	
6-16-0		0-0-0	0-2-0		HOME		0-0-0		0-2-0		6-12-0	
10-11-0		0-0-0	0-0-0		AWAY		0-0-0		1-2-0		9-9-0	
2-4-0		0-0-0	0-0-0		NEUTRAL		0-2-0		0-1-0		2-1-0	
11-18-0		0-0-0	0-0-0		NON-CONFERENCE		0-2-0		0-2-0		11-14-0	
3-9-0		0-0-0	0-0-0		HOME		0-0-0		0-0-0		3-9-0	
6-5-0		0-0-0	0-0-		AWAY		0-0-0		0-1-0		6-4-0	
2-4-0		0-0-0	0-0-0		NEUTRAL		0-2-0		0-1-0		2-1-0	
7-13-0		0-0-0	0-2-0		CONFERENCE		0-0-0		1-3-0		6-8-0	
3-7-0		0-0-0	0-2-0		HOME		0-0-0		0-2-0		3-3-0	
4-6-0		0-0-0	0-0-0		AWAY		0-0-0		1-1-0		3-5-0	
0-0-0		0-0-0	0-0-0		NEUTRAL		0-0-0		0-0-0		0-0-0	
RPI S	Opponent	Score	RPI S	Opponent	Score	RPI S	Opponent	Score	RPI S	Opponent	Score	
			50 H	Long Island	2 5	55 N	Ball St.	3 12	133 A	Boston College	0 8	
			50 H	Long Island	0 2	79 N	UT Martin	2 6	135 N	Miami (OH)	1 7	
									142 H	Monmouth	2 11	
									142 H	Monmouth	0 11	
									147 A	Robert Morris	6 7	
									147 A	Robert Morris	11 3	
									174 H	Connecticut	2 8	
									179 A	Seton Hall	0 15	
									179 A	Seton Hall	2 3	
									180 H	Iona	2 4	
									191 H	Quinnipiac	4 5	
									191 H	Quinnipiac	6 2	
									194 N	East Tenn. St.	0 8	
									205 H	Manhattan	4 1	
									205 H	Manhattan	6 7	
									206 A	Temple	4 1	
									206 A	Temple	6 1	
									208 H	Fairfield	9 20	
									208 H	Fairfield	4 6	
									210 H	Rhode Island	1 7	
									210 H	Rhode Island	0 8	
									217 A	Sacred Heart	0 3	
									217 A	Sacred Heart	1 2	
									220 H	Mt. St. Mary's	1 12	
									220 H	Mt. St. Mary's	9 1	
									229 A	Hartford	7 6	
									229 A	Hartford	10 1	
LAST 10 GAMES			50 H	Long Island	2 5	191 H	Quinnipiac	6 2				
			50 H	Long Island	0 2	229 A	Hartford	7 6				
			255 A	Fairleigh Dickinson	2 5	229 A	Hartford	10 1				
			255 A	Fairleigh Dickinson	7 8	142 H	Monmouth	0 11				
			191 H	Quinnipiac	4 5	142 H	Monmouth	2 11				

Non-Div. I Games: Barton 4 0

Central Conn. St.

RPI	S	Opponent	Score	
233	A	La Salle	6	5
233	A	La Salle	1	2
243	H	Siena	8	6
243	H	Siena	2	9
244	A	St. Francis (PA)	4	5
244	A	St. Francis (PA)	5	4
248	N	Brown	6	5
252	H	Holy Cross	7	9
252	H	Holy Cross	11	0
255	A	Fairleigh Dickinson	7	8
255	A	Fairleigh Dickinson	2	5
257	N	Oakland	3	2
261	H	Wagner	5	4
261	H	Wagner	1	3
270	A	Hampton	2	11
270	A	Hampton	11	2
271	A	Bryant	10	8
271	A	Bryant	14	2

Central Conn. St.
.
S
t
.

C
e
n
t
r
a
l
C
o
n
n
.
S
t
.

Average RPI Win: 245		WON-LOST	WINNING	LAST 10	STRENGTH OF		OPP. STRENGTH	TEAM	ADJ	CONF.	ADJ CONF.
Average RPI Loss: 194		RECORD	PCT. RANK	GAMES	SCHEDULE		OF SCHEDULE	RPI	RPI	RPI	RPI
DIV. I ONLY		19-22-0	.46341	168	5-5-0		274	262	244	.40353	248
DIV. I NON-CONF.		12-9-0	.57143	100	1-0-0		285	280	224	.43317	227
TOTALS		RPI 1-25	RPI 26-50		W-L RECORDS		RPI 51-100		RPI 101-150		RPI 150+
19-22-0	0-0-0	0-0-0		OVERALL		0-3-0		0-0-0		19-19-0	
6-7-0	0-0-0	0-0-0		HOME		0-2-0		0-0-0		6-5-0	
6-11-0	0-0-0	0-0-0		AWAY		0-0-0		0-0-0		6-11-0	
7-4-0	0-0-0	0-0-0		NEUTRAL		0-1-0		0-0-0		7-3-0	
12-9-0	0-0-0	0-0-0		NON-CONFERENCE		0-1-0		0-0-0		12-8-0	
2-1-0	0-0-0	0-0-0		HOME		0-0-0		0-0-0		2-1-0	
3-4-0	0-0-0	0-0-0		AWAY		0-0-0		0-0-0		3-4-0	
7-4-0	0-0-0	0-0-0		NEUTRAL		0-1-0		0-0-0		7-3-0	
7-13-0	0-0-0	0-0-0		CONFERENCE		0-2-0		0-0-0		7-11-0	
4-6-0	0-0-0	0-0-0		HOME		0-2-0		0-0-0		4-4-0	
3-7-0	0-0-0	0-0-0		AWAY		0-0-0		0-0-0		3-7-0	
0-0-0	0-0-0	0-0-0		NEUTRAL		0-0-0		0-0-0		0-0-0	
RPI S	Opponent	Score	RPI S	Opponent	Score	RPI S	Opponent	Score	RPI S	Opponent	Score
						82 H	Cornell	0 8	166 A	Harvard	1 4
						82 H	Cornell	4 15	166 A	Harvard	2 4
						93 N	Cleveland St.	0 6	166 A	Harvard	0 2
									166 A	Harvard	1 0
									167 H	Providence	0 4
									167 H	Providence	11 3
									170 A	UMBC	2 4
									170 A	UMBC	5 6
									190 N	Green Bay	0 6
									205 N	Manhattan	6 4
									210 A	Rhode Island	3 4
									210 A	Rhode Island	1 7
									216 H	Dartmouth	5 4
									216 H	Dartmouth	2 1
									216 H	Dartmouth	0 8
									216 H	Dartmouth	3 4
									226 A	Penn	2 6
									226 A	Penn	0 5
									242 H	Princeton	5 6
									242 H	Princeton	5 0
									245 A	Yale	2 0
									245 A	Yale	4 5
									245 H	Yale	6 5
									245 H	Yale	2 4
									247 N	Central Conn. St.	5 6
									255 N	Fairleigh Dickinson	8 7
									255 N	Fairleigh Dickinson	7 5
LAST 10 GAMES											
			245 A	Yale	2 0	216 H	Dartmouth	3 4	245 H	Yale	6 5
			245 A	Yale	4 5	271 H	Bryant	9 1	245 H	Yale	2 4
			245 H	Yale	2 4	216 H	Dartmouth	0 8	247 N	Central Conn. St.	5 6
			245 H	Yale	6 5	216 H	Dartmouth	5 4	255 N	Fairleigh Dickinson	8 7
			216 H	Dartmouth	2 1	166 A	Harvard	0 2	255 N	Fairleigh Dickinson	7 5

Non-Div. I Games: Arcadia 7 0

Brown

RPI	S	Opponent	Score	
265	A	Columbia	3	0
265	A	Columbia	5	10
268	N	Coppin St.	1	0
268	N	Coppin St.	12	1
269	N	Marist	2	3
270	A	Hampton	5	4
270	A	Hampton	12	2
271	A	Bryant	5	4
271	H	Bryant	9	1
279	N	St. Peter's	4	1
284	N	Morgan St.	9	8

Brown

[illegible]

Non-Div. I Games:

Santa Clara

RPI	S	Opponent	Score	
209	H	Cal St. Bakersfield	1	4
209	H	Cal St. Bakersfield	6	7
209	H	Cal St. Bakersfield	1	9
209	H	Cal St. Bakersfield	3	7
209	N	Cal St. Bakersfield	6	5
209	N	Cal St. Bakersfield	11	3
212	N	UC Santa Barbara	6	2
242	N	Princeton	6	8
242	N	Princeton	8	6
242	N	Princeton	3	12
242	N	Princeton	3	6

Santa Clara

S
a
n
t
a
C
l
a
r
a

S
a
n
t
a
C
l
a
r
a

Average RPI Win:		198	WON-LOST RECORD		WINNING PCT. RANK	LAST 10 GAMES	STRENGTH OF SCHEDULE		OPP. STRENGTH OF SCHEDULE	TEAM RPI	ADJ RPI	CONF. RPI	ADJ CONF. RPI
Average RPI Loss:		138											
DIV. I ONLY		10-41-0			.19608 278	2-8-0	176		172	256	.40282 250	14	14
DIV. I NON-CONF.		5-26-0			.16129 269	0-2-0	229		212	270	.37956 269	15	15
TOTALS		RPI 1-25	RPI 26-50		W-L RECORDS		RPI 51-100		RPI 101-150		RPI 150+		
10-41-0		0-1-0	0-5-0		OVERALL		1-9-0		0-5-0		9-21-0		
7-18-0		0-0-0	0-0-0		HOME		1-4-0		0-1-0		6-13-0		
2-18-0		0-1-0	0-4-0		AWAY		0-4-0		0-4-0		2-5-0		
1-5-0		0-0-0	0-1-0		NEUTRAL		0-1-0		0-0-0		1-3-0		
5-26-0		0-1-0	0-3-0		NON-CONFERENCE		0-4-0		0-2-0		5-16-0		
3-13-0		0-0-0	0-0-0		HOME		0-2-0		0-1-0		3-10-0		
1-8-0		0-1-0	0-0-0		AWAY		0-1-0		0-1-0		1-3-0		
1-5-0		0-0-0	0-1-0		NEUTRAL		0-1-0		0-0-0		1-3-0		
5-15-0		0-0-0	0-2-0		CONFERENCE		1-5-0		0-3-0		4-5-0		
4-5-0		0-0-0	0-0-0		HOME		1-2-0		0-0-0		3-3-0		
1-10-0		0-0-0	0-2-0		AWAY		0-3-0		0-3-0		1-2-0		
0-0-0		0-0-0	0-0-0		NEUTRAL		0-0-0		0-0-0		0-0-0		
RPI S	Opponent	Score	RPI S	Opponent	Score	RPI S	Opponent	Score	RPI S	Opponent	Score		
24 A	North Carolina	0 5	30 A	Hofstra	0 3	56 N	Longwood	2 3	111 H	Winthrop	2 8		
			30 A	Hofstra	0 8	60 H	North Carolina St.	4 15	116 A	James Madison	2 4		
			32 N	Virginia	0 9	60 H	North Carolina St.	2 7	116 A	James Madison	1 9		
			35 A	East Carolina	0 3	66 H	Georgia St.	8 14	116 A	James Madison	3 5		
			35 A	East Carolina	1 7	66 H	Georgia St.	1 11	126 A	Charleston So.	1 4		
						66 H	Georgia St.	5 1	155 A	Campbell	0 8		
						85 A	Elon	4 5	155 A	Campbell	3 2		
						88 A	Towson	0 7	178 H	Delaware	9 5		
						88 A	Towson	0 9	178 H	Delaware	0 1		
						88 A	Towson	0 1	178 H	Delaware	4 5		
									183 A	Coastal Caro.	1 6		
									183 A	Coastal Caro.	0 9		
									183 H	Coastal Caro.	2 4		
									183 H	Coastal Caro.	9 6		
									185 A	Drexel	1 2		
									185 A	Drexel	3 4		
									185 A	Drexel	5 2		
									192 H	Gardner-Webb	1 6		
									192 H	Gardner-Webb	4 9		
									192 N	Gardner-Webb	7 6		
									203 H	Col. of Charleston	1 2		
									203 H	Col. of Charleston	0 1		
									219 N	Presbyterian	2 4		
									220 H	Mt. St. Mary's	0 5		
									221 H	N.C. A&T	5 8		
									221 H	N.C. A&T	1 11		
									223 H	George Mason	0 2		
LAST 10 GAMES			LAST 10 GAMES			LAST 10 GAMES			LAST 10 GAMES				
			116 A	James Madison	2 4	223 H	George Mason	1 0	219 N	Presbyterian	2 4		
			116 A	James Madison	1 9	30 A	Hofstra	0 8	220 H	Mt. St. Mary's	0 5		
			116 A	James Madison	3 5	30 A	Hofstra	0 3	221 H	N.C. A&T	5 8		
			223 H	George Mason	3 0	60 H	North Carolina St.	4 15	221 H	N.C. A&T	1 11		
			223 H	George Mason	0 2	60 H	North Carolina St.	2 7	223 H	George Mason	0 2		

Non-Div. I Games:

UNC Wilmington

RPI	S	Opponent	Score	
223	H	George Mason	1	0
223	H	George Mason	3	0
230	N	Dayton	3	4
230	N	Dayton	0	2
231	H	St. Bonaventure	2	3
231	H	St. Bonaventure	2	8
286	H	N.C. Central	8	0
286	H	N.C. Central	10	0

Average RPI Win:	208	WON-LOST	WINNING	LAST 10	STRENGTH OF	OPP. STRENGTH	TEAM	ADJ	CONF.	ADJ CONF.		
Average RPI Loss:	164	RECORD	PCT. RANK	GAMES	SCHEDULE	OF SCHEDULE	RPI	RPI	RPI	RPI		
DIV. I ONLY		14-36-0	.28	256	1-9-0	223	234	252	.40234	251	21	21
DIV. I NON-CONF.		8-19-0	.2963	225	1-1-0	255	260	262	.39058	263	22	22
<hr/>												
TOTALS	RPI 1-25	RPI 26-50		W-L RECORDS		RPI 51-100		RPI 101-150		RPI 150+		
14-36-0	0-0-0	0-1-0		OVERALL		1-2-0		2-16-0		11-17-0		
4-14-0	0-0-0	0-0-0		HOME		1-2-0		2-6-0		1-6-0		
6-16-0	0-0-0	0-0-0		AWAY		0-0-0		0-8-0		6-8-0		
4-6-0	0-0-0	0-1-0		NEUTRAL		0-0-0		0-2-0		4-3-0		
8-19-0	0-0-0	0-1-0		NON-CONFERENCE		0-0-0		1-8-0		7-10-0		
2-4-0	0-0-0	0-0-0		HOME		0-0-0		1-1-0		1-3-0		
2-9-0	0-0-0	0-0-		AWAY		0-0-0		0-5-0		2-4-0		
4-6-0	0-0-0	0-1-0		NEUTRAL		0-0-0		0-2-0		4-3-0		
6-17-0	0-0-0	0-0-0		CONFERENCE		1-2-0		1-8-0		4-7-0		
2-10-0	0-0-0	0-0-0		HOME		1-2-0		1-5-0		0-3-0		
4-7-0	0-0-0	0-0-0		AWAY		0-0-0		0-3-0		4-4-0		
0-0-0	0-0-0	0-0-0		NEUTRAL		0-0-0		0-0-0		0-0-0		
RPI	S	Opponent	Score	RPI	S	Opponent	Score	RPI	S	Opponent	Score	
31	N	Louisville	4 7	93	H	Cleveland St.	3 13	124	N	St. John's (NY)	4 10	
				93	H	Cleveland St.	0 9	124	N	St. John's (NY)	0 10	
				93	H	Cleveland St.	6 3	126	A	Charleston So.	1 10	
								129	H	Wright St.	0 4	
								129	H	Wright St.	3 10	
								129	H	Wright St.	7 13	
								134	H	Butler	0 6	
								134	H	Butler	4 2	
								134	H	Butler	0 9	
								138	A	Pittsburgh	1 5	
								138	A	Pittsburgh	3 6	
								140	H	Canisius	10 8	
								140	H	Canisius	6 7	
								147	A	Robert Morris	2 3	
								147	A	Robert Morris	3 4	
								148	A	Valparaiso	1 4	
								148	A	Valparaiso	8 9	
								148	A	Valparaiso	0 8	
								151	H	Ill.-Chicago	1 11	
								151	H	Ill.-Chicago	0 8	
								151	H	Ill.-Chicago	4 5	
				LAST 10 GAMES				152	N	St. Louis	5 3	
				190	A	Green Bay	2 5	157	A	Loyola (IL)	9 7	
				190	A	Green Bay	5 6	157	A	Loyola (IL)	2 10	
				148	A	Valparaiso	8 9	157	A	Loyola (IL)	2 3	
				148	A	Valparaiso	1 4	190	A	Green Bay	5 6	
				148	A	Valparaiso	0 8	151	H	Ill.-Chicago	2 5	

Non-Div. I Games:

Youngstown St.

RPI	S	Opponent	Score	
197	H	Niagara	2	12
197	H	Niagara	15	10
208	N	Fairfield	8	1
215	N	Indiana St.	3	5
217	N	Sacred Heart	4	5
225	A	Akron	11	7
225	A	Akron	0	6
226	N	Penn	10	3
230	A	Dayton	3	5
230	A	Dayton	4	10
244	H	St. Francis (PA)	1	3
244	H	St. Francis (PA)	3	4
261	N	Wagner	11	5
272	N	South Dakota	3	4
277	A	Detroit	2	0
277	A	Detroit	11	2
277	A	Detroit	14	1
285	A	South Carolina St.	12	0
285	A	South Carolina St.	4	6

Youngstown St.

Y
o
u
n
g
s
t
o
w
n
s
t
.

Y
o
u
n
g
s
t
o
w
n
s
t
.

Average RPI Win:	215	WON-LOST	WINNING	LAST 10	STRENGTH OF	OPP. STRENGTH	TEAM	ADJ	CONF.	ADJ CONF.				
Average RPI Loss:	183	RECORD	PCT. RANK	GAMES	SCHEDULE	OF SCHEDULE	RPI	RPI	RPI	RPI				
DIV. I ONLY		14-31-0	.31111	244	5-5-0	207	258	241	.40218	252	23	23		
DIV. I NON-CONF.		6-19-0	.24	246	1-1-0	269	268	275	.35628	278	25	27		
<hr/>														
TOTALS	RPI 1-25	RPI 26-50		W-L RECORDS		RPI 51-100		RPI 101-150		RPI 150+				
14-31-0	0-0-0	0-0-0		OVERALL		0-2-0		1-6-0		13-23-0				
5-10-0	0-0-0	0-0-0		HOME		0-0-0		1-3-0		4-7-0				
5-13-0	0-0-0	0-0-0		AWAY		0-2-0		0-1-0		5-10-0				
4-8-0	0-0-0	0-0-0		NEUTRAL		0-0-0		0-2-0		4-6-0				
<hr/>														
6-19-0	0-0-0	0-0-0		NON-CONFERENCE		0-2-0		0-3-0		6-14-0				
1-6-0	0-0-0	0-0-0		HOME		0-0-0		0-0-0		1-6-0				
1-5-0	0-0-0	0-0-		AWAY		0-2-0		0-1-0		1-2-0				
4-8-0	0-0-0	0-0-0		NEUTRAL		0-0-0		0-2-0		4-6-0				
<hr/>														
8-12-0	0-0-0	0-0-0		CONFERENCE		0-0-0		1-3-0		7-9-0				
4-4-0	0-0-0	0-0-0		HOME		0-0-0		1-3-0		3-1-0				
4-8-0	0-0-0	0-0-0		AWAY		0-0-0		0-0-0		4-8-0				
0-0-0	0-0-0	0-0-0		NEUTRAL		0-0-0		0-0-0		0-0-0				
<hr/>														
RPI	S	Opponent	Score	RPI	S	Opponent	Score	RPI	S	Opponent	Score			
				73 A Boston U.				3	13	107 A Stony Brook	3	4		
				73 A Boston U.				5	12	122 H Lehigh	2	5		
												122 H Lehigh	3	7
												122 H Lehigh	3	2
												122 H Lehigh	0	5
												148 N Valparaiso	0	8
												148 N Valparaiso	5	7
												158 A Bucknell	1	8
												158 A Bucknell	0	8
												158 A Bucknell	2	1
												158 A Bucknell	5	4
												159 A Army	3	6
												159 A Army	4	5
												159 A Army	4	5
												159 A Army	3	6
												166 H Harvard	3	6
												166 H Harvard	6	9
												182 N Maine	3	1
												182 N Maine	2	12
												191 N Quinnipiac	0	1
								208 N Fairfield	4	8				
								218 A Colgate	8	6				
								218 A Colgate	2	8				
								218 A Colgate	8	9				
								218 A Colgate	10	9				
								229 H Hartford	8	11				
								229 H Hartford	3	7				

Non-Div. I Games:

Holy Cross

H O L Y C R O S S

RPI	S	Opponent	Score
230	N	Dayton	9 10
230	N	Dayton	9 7
239	H	Lafayette	9 0
239	H	Lafayette	0 3
239	H	Lafayette	9 2
239	H	Lafayette	6 5
243	H	Siena	1 2
243	H	Siena	10 3
244	N	St. Francis (PA)	4 3
244	N	St. Francis (PA)	2 3
245	N	Yale	1 5
247	A	Central Conn. St.	0 11
247	A	Central Conn. St.	9 7
271	A	Bryant	2 7
271	H	Bryant	2 7
272	N	South Dakota	8 1

H
o
l
y
C
r
o
s
s

Holy Cross

Average RPI Win: 222 Average RPI Loss: 164		WON-LOST RECORD	WINNING PCT. RANK	LAST 10 GAMES	STRENGTH OF SCHEDULE	OPP. STRENGTH OF SCHEDULE	TEAM RPI	ADJ RPI	CONF. RPI	ADJ CONF. RPI		
DIV. I ONLY		16-37-0	.30189	249	5-5-0	228	241	248	.40141	253	26	26
DIV. I NON-CONF.		5-24-0	.17241	266	2-2-0	191	222	263	.39665	261	24	24
<hr/>												
TOTALS		RPI 1-25		RPI 26-50		W-L RECORDS		RPI 51-100		RPI 101-150		RPI 150+
16-37-0		0-0-0		0-0-0		OVERALL		1-8-0		2-9-0		13-20-0
8-11-0		0-0-0		0-0-0		HOME		0-4-0		2-3-0		6-4-0
8-24-0		0-0-0		0-0-0		AWAY		1-4-0		0-4-0		7-16-0
0-2-0		0-0-0		0-0-0		NEUTRAL		0-0-0		0-2-0		0-0-0
5-24-0		0-0-0		0-0-0		NON-CONFERENCE		1-5-0		0-8-0		4-11-0
2-5-0		0-0-0		0-0-0		HOME		0-1-0		0-2-0		2-2-0
3-17-0		0-0-0		0-0-		AWAY		1-4-0		0-4-0		2-9-0
0-2-0		0-0-0		0-0-0		NEUTRAL		0-0-0		0-2-0		0-0-0
11-13-0		0-0-0		0-0-0		CONFERENCE		0-3-0		2-1-0		9-9-0
6-6-0		0-0-0		0-0-0		HOME		0-3-0		2-1-0		4-2-0
5-7-0		0-0-0		0-0-0		AWAY		0-0-0		0-0-0		5-7-0
0-0-0		0-0-0		0-0-0		NEUTRAL		0-0-0		0-0-0		0-0-0
RPI	S	Opponent	Score	RPI	S	Opponent	Score	RPI	S	Opponent	Score	
								55	H	Ball St.	4	11
								76	A	Purdue	0	2
								76	A	Purdue	0	6
								85	A	Elon	0	9
								85	A	Elon	6	7
								85	A	Elon	5	2
								99	H	Western Ill.	2	8
								99	H	Western Ill.	0	7
								99	H	Western Ill.	0	5

Non-Div. I Games:

IUPUI

RPI	S	Opponent	Score	
230	H	Dayton	7	6
230	H	Dayton	14	1
238	A	South Dakota St.	4	6
238	A	South Dakota St.	5	9
238	A	South Dakota St.	8	3
241	A	Austin Peay	6	1
241	A	Austin Peay	0	7
246	A	Tennessee St.	4	2
257	A	Oakland	1	3
257	A	Oakland	6	1
257	A	Oakland	2	4
264	A	Centenary (LA)	4	1
264	A	Centenary (LA)	8	6
264	A	Centenary (LA)	7	11
267	H	Southern Utah	5	4
267	H	Southern Utah	4	1
267	H	Southern Utah	6	5

I
U
P
U
I

I
U
P
U
I

[illegible]

Non-Div. I Games:

Alabama St.

Alabama St.

Alabama State.

Alabama St.

Average RPI Win: 247		WON-LOST	WINNING	LAST 10	STRENGTH OF		OPP. STRENGTH	TEAM	ADJ	CONF.	ADJ CONF.
Average RPI Loss: 179		RECORD	PCT. RANK	GAMES	SCHEDULE		OF SCHEDULE	RPI	RPI	RPI	RPI
DIV. I ONLY		16-32-0	.33333	235	5-5-0		229	271	246	.39995	255
DIV. I NON-CONF.		10-18-0	.35714	212	1-1-0		228	283	238	.41607	242
TOTALS		RPI 1-25	RPI 26-50		W-L RECORDS		RPI 51-100		RPI 101-150		RPI 150+
16-32-0	0-0-0	0-4-0		OVERALL		0-2-0		0-4-0		16-22-0	
7-9-0	0-0-0	0-0-0		HOME		0-0-0		0-2-0		7-7-0	
5-11-0	0-0-0	0-4-0		AWAY		0-0-0		0-2-0		5-5-0	
4-12-0	0-0-0	0-0-0		NEUTRAL		0-2-0		0-0-0		4-10-0	
10-18-0	0-0-0	0-2-0		NON-CONFERENCE		0-2-0		0-0-0		10-14-0	
4-2-0	0-0-0	0-0-0		HOME		0-0-0		0-0-0		4-2-0	
2-4-0	0-0-0	0-0-		AWAY		0-0-0		0-0-0		2-2-0	
4-12-0	0-0-0	0-0-0		NEUTRAL		0-2-0		0-0-0		4-10-0	
6-14-0	0-0-0	0-2-0		CONFERENCE		0-0-0		0-4-0		6-8-0	
3-7-0	0-0-0	0-0-0		HOME		0-0-0		0-2-0		3-5-0	
3-7-0	0-0-0	0-2-0		AWAY		0-0-0		0-2-0		3-3-0	
0-0-0	0-0-0	0-0-0		NEUTRAL		0-0-0		0-0-0		0-0-0	
RPI S	Opponent	Score	RPI S	Opponent	Score	RPI S	Opponent	Score	RPI S	Opponent	Score
			28 A	Fordham	1 5	79 N	UT Martin	0 9	142 H	Monmouth	0 2
			28 A	Fordham	0 8	93 N	Cleveland St.	0 2	142 H	Monmouth	3 4
			50 A	Long Island	0 6				147 A	Robert Morris	1 9
			50 A	Long Island	2 10				147 A	Robert Morris	1 17
									159 A	Army	4 1
									159 A	Army	4 5
									159 N	Army	0 14
									170 A	UMBC	5 6
									180 N	Iona	2 4
									180 N	Iona	7 12
									191 H	Quinnipiac	4 7
									191 H	Quinnipiac	1 3
									205 H	Manhattan	4 3
									205 H	Manhattan	8 10
									205 N	Manhattan	0 8
									217 A	Sacred Heart	2 0
									217 A	Sacred Heart	1 6
									218 N	Colgate	1 11
									220 H	Mt. St. Mary's	5 4
									220 H	Mt. St. Mary's	1 8
									225 N	Akron	0 15
									236 N	Rider	7 15
									236 N	Rider	3 2
									236 N	Rider	10 7
									244 A	St. Francis (PA)	3 9
									244 A	St. Francis (PA)	12 5
									247 H	Central Conn. St.	5 2
LAST 10 GAMES			191 H	Quinnipiac	1 3	220 H	Mt. St. Mary's	1 8			
			191 H	Quinnipiac	4 7	217 A	Sacred Heart	1 6			
			247 H	Central Conn. St.	5 2	217 A	Sacred Heart	2 0			
			247 H	Central Conn. St.	8 7	205 H	Manhattan	8 10			
			220 H	Mt. St. Mary's	5 4	205 H	Manhattan	4 3			

Non-Div. I Games:

Fairleigh Dickinson

RPI	S	Opponent	Score	
247	H	Central Conn. St.	8	7
248	N	Brown	7	8
248	N	Brown	5	7
261	H	Wagner	4	5
261	H	Wagner	9	10
265	H	Columbia	5	2
265	H	Columbia	8	12
265	N	Columbia	4	13
271	A	Bryant	5	3
271	A	Bryant	5	7
276	A	Norfolk St.	1	0
279	H	St. Peter's	8	0
279	H	St. Peter's	8	2
284	N	Morgan St.	9	1
284	N	Morgan St.	6	4

Fairleigh Dickinson

F
a
i
r
l
e
i
g
h
D
i
c
k
i
n
s
o
n

F
a
i
r
l
e
i
g
h
D
i
c
k
i
n
s
o
n

Average RPI Win: 251		WON-LOST RECORD		WINNING PCT. RANK		LAST 10 GAMES		STRENGTH OF SCHEDULE		OPP. STRENGTH OF SCHEDULE		TEAM RPI		ADJ RPI		CONF. RPI		ADJ CONF. RPI	
DIV. I ONLY		14-31-1		.31522 241		3-5-0		253		188		249		.39722 256		28		28	
DIV. I NON-CONF.		2-21-1		.10417 281		0-0-0		91		24		236		.42238 237		23		23	
TOTALS		RPI 1-25		RPI 26-50		W-L RECORDS		RPI 51-100		RPI 101-150		RPI 150+							
14-31-1		0-7-0		0-3-0		OVERALL		0-2-0		0-4-0		14-15-1							
6-5-1		0-0-0		0-0-0		HOME		0-0-0		0-1-0		6-4-1							
7-16-0		0-5-0		0-0-0		AWAY		0-2-0		0-0-0		7-9-0							
1-10-0		0-2-0		0-3-0		NEUTRAL		0-0-0		0-3-0		1-2-0							
2-21-1		0-7-0		0-3-0		NON-CONFERENCE		0-2-0		0-4-0		2-5-1							
1-2-1		0-0-0		0-0-0		HOME		0-0-0		0-1-0		1-1-1							
1-10-0		0-5-0		0-0-		AWAY		0-2-0		0-0-0		1-3-0							
0-9-0		0-2-0		0-3-0		NEUTRAL		0-0-0		0-3-0		0-1-0							
12-10-0		0-0-0		0-0-0		CONFERENCE		0-0-0		0-0-0		12-10-0							
5-3-0		0-0-0		0-0-0		HOME		0-0-0		0-0-0		5-3-0							
6-6-0		0-0-0		0-0-0		AWAY		0-0-0		0-0-0		6-6-0							
1-1-0		0-0-0		0-0-0		NEUTRAL		0-0-0		0-0-0		1-1-0							
RPI S	Opponent	Score		RPI S	Opponent	Score		RPI S	Opponent	Score		RPI S	Opponent	Score					
2 A	Washington	1	5	33 N	BYU	2	3	58 A	Oregon St.	3	5	102 N	San Jose St.	3	7				
2 A	Washington	3	8	35 N	East Carolina	0	2	58 A	Oregon St.	0	6	120 N	Utah	1	9				
2 N	Washington	2	11	35 N	East Carolina	0	9					135 H	Miami (OH)	0	1				
2 N	Washington	0	12									135 N	Miami (OH)	0	2				
14 A	Hawaii	1	9									161 A	Portland St.	3	6				
25 A	Oregon	0	4									161 A	Portland St.	3	7				
25 A	Oregon	3	5									161 A	Portland St.	0	1				
												161 A	Portland St.	1	4				
												161 N	Portland St.	6	4				
												177 N	Utah St.	3	4				
												188 A	New Mexico	8	9				
												188 A	New Mexico	1	6				
												188 A	New Mexico	9	3				
												188 A	New Mexico	0	9				
												235 H	Northern Colo.	10	5				
												235 H	Northern Colo.	5	7				
												235 H	Northern Colo.	5	1				
												235 H	Northern Colo.	6	4				
												235 N	Northern Colo.	7	8				
												259 A	Utah Valley	6	7				
												259 A	Utah Valley	4	12				
												259 A	Utah Valley	11	1				
												259 A	Utah Valley	6	5				
												272 H	South Dakota	1	2				
												272 H	South Dakota	7	5				
												272 H	South Dakota	0	0				
												273 H	Idaho St.	4	5				

Non-Div. I Games:

Simon Fraser

4

10

Simon Fraser

7

1

Simon Fraser

5

2

Seattle

Seattle

Through Games Of Sunday, May 16

RPI	S	Opponent	Score	
273	H	Idaho St.	13	3
273	H	Idaho St.	11	9
273	H	Idaho St.	7	8
282	A	Weber St.	10	3
282	A	Weber St.	5	1
282	A	Weber St.	6	2
282	A	Weber St.	10	8

Seattle

S
e
a
t
t
l
e

S
e
a
t
t
l
e

Average RPI Win: 238		WON-LOST	WINNING	LAST 10	STRENGTH OF		OPP. STRENGTH	TEAM	ADJ		CONF.	ADJ CONF.			
Average RPI Loss: 168		RECORD	PCT. RANK	GAMES	SCHEDULE		OF SCHEDULE	RPI	RPI		RPI	RPI			
DIV. I ONLY		16-37-0	.30189	249	2-8-0		247	253	260	.39704	257	26	26		
DIV. I NON-CONF.		8-21-0	.27586	234	2-0-0		214	243	249	.41545	243	24	24		
TOTALS		RPI 1-25	RPI 26-50		W-L RECORDS		RPI 51-100		RPI 101-150		RPI 150+				
16-37-0		0-0-0	0-3-0		OVERALL		0-5-0		1-8-0		15-21-0				
4-9-0		0-0-0	0-0-0		HOME		0-3-0		0-3-0		4-3-0				
9-16-0		0-0-0	0-0-0		AWAY		0-1-0		1-3-0		8-12-0				
3-12-0		0-0-0	0-3-0		NEUTRAL		0-1-0		0-2-0		3-6-0				
8-21-0		0-0-0	0-3-0		NON-CONFERENCE		0-2-0		1-5-0		7-11-0				
0-1-0		0-0-0	0-0-0		HOME		0-0-0		0-0-0		0-1-0				
6-8-0		0-0-0	0-0-		AWAY		0-1-0		1-3-0		5-4-0				
2-12-0		0-0-0	0-3-0		NEUTRAL		0-1-0		0-2-0		2-6-0				
8-16-0		0-0-0	0-0-0		CONFERENCE		0-3-0		0-3-0		8-10-0				
4-8-0		0-0-0	0-0-0		HOME		0-3-0		0-3-0		4-2-0				
3-8-0		0-0-0	0-0-0		AWAY		0-0-0		0-0-0		3-8-0				
1-0-0		0-0-0	0-0-0		NEUTRAL		0-0-0		0-0-0		1-0-0				
RPI	S	Opponent	Score	RPI	S	Opponent	Score	RPI	S	Opponent	Score	RPI	S	Opponent	Score
				40	N	Lipscomb	0 8	79	N	UT Martin	0 7	119	A	Central Mich.	3 6
				40	N	Lipscomb	4 10	97	A	Ga. Southern	0 8	119	A	Central Mich.	4 2
				40	N	Lipscomb	0 20	99	H	Western Ill.	0 8	135	N	Miami (OH)	1 2
								99	H	Western Ill.	0 2	138	N	Pittsburgh	2 4
								99	H	Western Ill.	2 5	143	H	North Dakota St.	0 3
												143	H	North Dakota St.	0 4
												143	H	North Dakota St.	0 6
												146	A	Michigan St.	0 4
												146	A	Michigan St.	4 5
												153	N	Binghamton	4 5
												153	N	Binghamton	4 2
												162	A	Furman	5 6
												162	A	Furman	1 0
												164	N	Tennessee Tech	2 4
												183	A	Coastal Caro.	2 3
												199	H	Eastern Mich.	3 5
												202	A	IPFW	1 8
												202	A	IPFW	1 4
												202	N	IPFW	6 5
												207	N	Buffalo	5 6
												211	A	UMKC	0 2
												211	A	UMKC	0 9
												211	A	UMKC	2 7
												217	N	Sacred Heart	1 12
												217	N	Sacred Heart	2 3
												219	A	Presbyterian	2 3
												219	A	Presbyterian	0 8
LAST 10 GAMES				202	A	IPFW	1 4	277	A	Detroit	5 0	211	A	UMKC	2 7
				202	A	IPFW	1 8	277	A	Detroit	6 2	217	N	Sacred Heart	1 12
				211	A	UMKC	0 2	99	H	Western Ill.	0 2	217	N	Sacred Heart	2 3
				211	A	UMKC	0 9	99	H	Western Ill.	0 8	219	A	Presbyterian	2 3
				211	A	UMKC	2 7	99	H	Western Ill.	2 5	219	A	Presbyterian	0 8

Non-Div. I Games: Georgetown (KY) 5 1

Oakland

Oakland

Oakland

Oakland

Average RPI Win:		175	WON-LOST RECORD		WINNING PCT. RANK		LAST 10 GAMES		STRENGTH OF SCHEDULE		OPP. STRENGTH OF SCHEDULE		TEAM RPI		ADJ RPI		CONF. RPI		ADJ CONF. RPI	
DIV. I ONLY			8-44-0		.15385 281		1-7-0		157		157		261		.39695 258		11		11	
DIV. I NON-CONF.			5-27-0		.15625 272		1-1-0		207		198		269		.38327 268		13		13	
TOTALS		RPI 1-25		RPI 26-50		W-L RECORDS		RPI 51-100		RPI 101-150		RPI 150+								
8-44-0		0-1-0		0-2-0		OVERALL		2-14-0		1-13-0		5-14-0								
4-17-0		0-0-0		0-2-0		HOME		1-7-0		0-5-0		3-3-0								
3-19-0		0-1-0		0-0-0		AWAY		1-6-0		1-5-0		1-7-0								
1-8-0		0-0-0		0-0-0		NEUTRAL		0-1-0		0-3-0		1-4-0								
5-27-0		0-1-0		0-0-0		NON-CONFERENCE		1-7-0		0-8-0		4-11-0								
3-8-0		0-0-0		0-0-0		HOME		1-3-0		0-3-0		2-2-0								
1-11-0		0-1-0		0-0-		AWAY		0-3-0		0-2-0		1-5-0								
1-8-0		0-0-0		0-0-0		NEUTRAL		0-1-0		0-3-0		1-4-0								
3-17-0		0-0-0		0-2-0		CONFERENCE		1-7-0		1-5-0		1-3-0								
1-9-0		0-0-0		0-2-0		HOME		0-4-0		0-2-0		1-1-0								
2-8-0		0-0-0		0-0-0		AWAY		1-3-0		1-3-0		0-2-0								
0-0-0		0-0-0		0-0-0		NEUTRAL		0-0-0		0-0-0		0-0-0								
RPI	S	Opponent		Score		RPI	S	Opponent		Score		RPI	S	Opponent		Score				
12	A	Georgia		0 10		40	H	Lipscomb		1 20		64	H	S.C. Upstate		0 2				
						40	H	Lipscomb		0 8		64	H	S.C. Upstate		2 7				
												68	H	Chattanooga		0 6				
												68	H	Chattanooga		4 3				
												75	H	UTEP		2 15				
												75	H	UTEP		0 9				
												77	H	Stetson		1 7				
												77	H	Stetson		4 6				
												79	A	UT Martin		0 8				
												79	A	UT Martin		1 2				
												85	N	Elon		6 14				
												95	A	Kennesaw St.		5 7				
												95	A	Kennesaw St.		0 2				
												98	A	South Ala.		2 15				
												100	A	Jacksonville		3 4				
												100	A	Jacksonville		3 1				
LAST 10 GAMES																				
						155	A	Campbell		0 2		214	A	Evansville		1 9				
						155	A	Campbell		2 4		77	H	Stetson		4 6				
						40	H	Lipscomb		1 20		77	H	Stetson		1 7				
						40	H	Lipscomb		0 8		111	H	Fla. Gulf Coast		4 11				
						214	A	Evansville		6 5		111	H	Fla. Gulf Coast		1 2				
												113	H	Southern Miss.		0 5				
												115	N	Middle Tenn.		4 6				
												121	H	Western Ky.		0 11				
												121	H	Western Ky.		1 8				
												130	N	Nicholls St.		5 9				
												130	N	Nicholls St.		1 9				
												131	A	North Florida		0 2				
												131	A	North Florida		5 8				
												141	A	Mercer		0 10				
												141	A	Mercer		3 1				
												155	A	Campbell		2 4				
												155	A	Campbell		0 2				
												164	A	Tennessee Tech		0 10				
												164	A	Tennessee Tech		0 5				
												186	N	Northwestern St.		1 3				
												193	N	Indiana		0 9				
												194	H	East Tenn. St.		5 0				
												194	H	East Tenn. St.		2 11				
												196	N	Minnesota		0 2				
												204	N	Central Ark.		3 1				
												214	A	Evansville		1 9				
												214	A	Evansville		6 5				
												240	H	Murray St.		2 10				

Non-Div. I Games:	Cumberland (TN)	4	1	Cumberland (TN)	8	7
--------------------------	------------------------	----------	----------	------------------------	----------	----------

Belmont

RPI	S	Opponent	Score	
240	H	Murray St.	9	6
241	H	Austin Peay	7	6
241	H	Austin Peay	2	7
246	A	Tennessee St.	7	8
246	A	Tennessee St.	4	8
278	N	Jackson St.	8	9

Belmont

B
e
l
m
o
n
t

B
e
l
m
o
n
t

Average RPI Win: 237		WON-LOST	WINNING	LAST 10	STRENGTH OF		OPP. STRENGTH	TEAM	ADJ		CONF.	ADJ CONF.
Average RPI Loss: 179		RECORD	PCT. RANK	GAMES	SCHEDULE		OF SCHEDULE	RPI	RPI		RPI	RPI
DIV. I ONLY		25-29-0	.46296	169	5-5-0		280	246	251		.39694	259
DIV. I NON-CONF.		10-17-0	.37037	207	0-3-0		253	229	242		.41484	245
TOTALS		RPI 1-25	RPI 26-50		W-L RECORDS		RPI 51-100		RPI 101-150		RPI 150+	
25-29-0		0-0-0	0-2-0		OVERALL		0-1-0		0-8-0		25-18-0	
9-8-0		0-0-0	0-1-0		HOME		0-0-0		0-2-0		9-5-0	
7-12-0		0-0-0	0-1-0		AWAY		0-1-0		0-3-0		7-7-0	
9-9-0		0-0-0	0-0-0		NEUTRAL		0-0-0		0-3-0		9-6-0	
10-17-0		0-0-0	0-2-0		NON-CONFERENCE		0-1-0		0-6-0		10-8-0	
2-3-0		0-0-0	0-1-0		HOME		0-0-0		0-2-0		2-0-0	
0-5-0		0-0-0	0-0-		AWAY		0-1-0		0-1-0		0-2-0	
8-9-0		0-0-0	0-0-0		NEUTRAL		0-0-0		0-3-0		8-6-0	
15-12-0		0-0-0	0-0-0		CONFERENCE		0-0-0		0-2-0		15-10-0	
7-5-0		0-0-0	0-0-0		HOME		0-0-0		0-0-0		7-5-0	
7-7-0		0-0-0	0-0-0		AWAY		0-0-0		0-2-0		7-5-0	
1-0-0		0-0-0	0-0-0		NEUTRAL		0-0-0		0-0-0		1-0-0	
RPI S	Opponent	Score	RPI S	Opponent	Score	RPI S	Opponent	Score	RPI S	Opponent	Score	
			33 A	BYU	0 11	92 A	Colorado St.	3 12	102 N	San Jose St.	3 7	
			33 H	BYU	3 12				120 A	Utah	2 6	
									120 H	Utah	8 11	
									120 H	Utah	4 5	
									132 A	Loyola Marymount	0 7	
									132 A	Loyola Marymount	2 4	
									143 N	North Dakota St.	6 12	
									143 N	North Dakota St.	3 7	
									158 N	Bucknell	13 10	
									158 N	Bucknell	7 6	
									161 H	Portland St.	2 7	
									161 H	Portland St.	3 2	
									161 H	Portland St.	3 4	
									161 H	Portland St.	3 1	
									177 A	Utah St.	6 8	
									177 A	Utah St.	2 12	
									177 H	Utah St.	13 4	
									177 H	Utah St.	3 1	
									177 N	Utah St.	8 10	
									182 N	Maine	10 8	
									209 A	Cal St. Bakersfield	0 8	
									209 A	Cal St. Bakersfield	3 4	
									209 A	Cal St. Bakersfield	6 11	
									209 A	Cal St. Bakersfield	4 1	
									212 N	UC Santa Barbara	3 4	
									235 A	Northern Colo.	0 9	
									235 A	Northern Colo.	0 7	
LAST 10 GAMES												
			120 H	Utah	4 5		235 A	Northern Colo.	13 5			
			120 H	Utah	8 11		235 A	Northern Colo.	6 4			
			33 A	BYU	0 11		273 A	Idaho St.	5 2			
			235 A	Northern Colo.	0 9		273 A	Idaho St.	7 6			
			235 A	Northern Colo.	0 7		273 A	Idaho St.	11 1			

Non-Div. I Games: Col. of Idaho 16 3 Col. of Idaho 9 0

Utah Valley

RPI	S	Opponent	Score	
235	A	Northern Colo.	13	5
235	A	Northern Colo.	6	4
238	N	South Dakota St.	5	6
256	H	Seattle	5	6
256	H	Seattle	1	11
256	H	Seattle	12	4
256	H	Seattle	7	6
262	N	Houston Baptist	4	1
262	N	Houston Baptist	4	3
272	N	South Dakota	9	1
272	N	South Dakota	7	6
273	A	Idaho St.	7	6
273	A	Idaho St.	11	1
273	A	Idaho St.	5	2
273	A	Idaho St.	8	7
273	N	Idaho St.	10	4
275	N	North Dakota	2	6
275	N	North Dakota	9	1
275	N	North Dakota	1	3
275	N	North Dakota	3	7
282	H	Weber St.	10	2
282	H	Weber St.	14	1
282	H	Weber St.	6	8
282	H	Weber St.	10	1

Utah Valley

U
t
a
h
V
a
l
l
e
y

U
t
a
h
V
a
l
l
e
y

Average RPI Win:		240	WON-LOST RECORD		WINNING PCT. RANK		LAST 10 GAMES		STRENGTH OF SCHEDULE		OPP. STRENGTH OF SCHEDULE		TEAM RPI		ADJ RPI		CONF. RPI		ADJ CONF. RPI				
DIV. I ONLY			7-42-0		.14286	282	2-8-0		158		185		263		.39543		260	18		18			
DIV. I NON-CONF.			5-21-0		.19231	260	2-2-0		201		219		260		.39686		260	19		19			
TOTALS		RPI 1-25		RPI 26-50			W-L RECORDS			RPI 51-100			RPI 101-150			RPI 150+							
7-42-0		0-3-0		0-1-0			OVERALL			0-15-0			1-6-0			6-17-0							
5-11-0		0-0-0		0-0-0			HOME			0-3-0			0-0-0			5-8-0							
1-22-0		0-3-0		0-0-0			AWAY			0-10-0			1-5-0			0-4-0							
1-9-0		0-0-0		0-1-0			NEUTRAL			0-2-0			0-1-0			1-5-0							
5-21-0		0-3-0		0-1-0			NON-CONFERENCE			0-6-0			0-1-0			5-10-0							
4-1-0		0-0-0		0-0-0			HOME			0-0-0			0-0-0			4-1-0							
0-11-0		0-3-0		0-0-			AWAY			0-4-0			0-0-0			0-4-0							
1-9-0		0-0-0		0-1-0			NEUTRAL			0-2-0			0-1-0			1-5-0							
2-21-0		0-0-0		0-0-0			CONFERENCE			0-9-0			1-5-0			1-7-0							
1-10-0		0-0-0		0-0-0			HOME			0-3-0			0-0-0			1-7-0							
1-11-0		0-0-0		0-0-0			AWAY			0-6-0			1-5-0			0-0-0							
0-0-0		0-0-0		0-0-0			NEUTRAL			0-0-0			0-0-0			0-0-0							
RPI	S	Opponent		Score		RPI	S	Opponent		Score		RPI	S	Opponent		Score		RPI	S	Opponent		Score	
12	A	Georgia		0	18	37	N	Kentucky		0	5	64	A	S.C. Upstate		1	2	111	N	Winthrop		1	8
17	A	Tennessee		0	11							64	A	S.C. Upstate		3	9	125	A	UNC Greensboro		1	17
17	A	Tennessee		0	14							66	A	Georgia St.		0	5	125	A	UNC Greensboro		1	15
												66	A	Georgia St.		1	8	125	A	UNC Greensboro		4	1
												68	A	Chattanooga		5	7	128	A	Appalachian St.		0	7
												68	A	Chattanooga		2	3	128	A	Appalachian St.		5	6
												68	A	Chattanooga		0	2	128	A	Appalachian St.		2	10
												69	N	Virginia Tech		3	14	162	H	Furman		7	8
												85	H	Elon		2	18	162	H	Furman		2	5
												85	H	Elon		1	13	164	N	Tennessee Tech		0	11
												85	H	Elon		0	15	189	H	Samford		4	10
												95	N	Kennesaw St.		1	10	189	H	Samford		1	9
												97	A	Ga. Southern		3	4	189	H	Samford		0	9
												97	A	Ga. Southern		1	2	194	A	East Tenn. St.		0	8
												97	A	Ga. Southern		2	7	194	A	East Tenn. St.		1	5
																		195	N	Bowling Green		5	10
																		203	H	Col. of Charleston		7	1
																		203	H	Col. of Charleston		3	17
																		203	H	Col. of Charleston		2	7
																		210	N	Rhode Island		2	5
																		216	N	Dartmouth		0	4
																		219	H	Presbyterian		0	9
																		219	H	Presbyterian		7	5
																		221	A	N.C. A&T		6	7
																		221	A	N.C. A&T		2	3
																		234	N	Delaware St.		5	9
																		281	H	Winston-Salem		8	2
																		281	H	Winston-Salem		8	2
Non-Div. I Games:		Brevard		7	3	Barton		2	0	Brevard		1	2	Mars Hill		11		2	Western Caro.				

RPI	S	Opponent	Score	
281	H	Winston-Salem	11	7
285	N	South Carolina St.	10	0
286	H	N.C. Central	11	4

Western Caro.

W
e
s
t
e
r
n
C
a
r
o
.

W
e
s
t
e
r
n
C
a
r
o
.

Average RPI Win: 234		WON-LOST	WINNING	LAST 10	STRENGTH OF		OPP. STRENGTH	TEAM	ADJ		CONF.	ADJ CONF.	
Average RPI Loss: 186		RECORD	PCT. RANK	GAMES	SCHEDULE		OF SCHEDULE	RPI	RPI	RPI	RPI		
DIV. I ONLY		13-32-0	.28889	253	2-8-0		264	238	268	.38725	261	24	24
DIV. I NON-CONF.		6-21-0	.22222	249	0-2-0		278	235	277	.36506	275	26	25
TOTALS		RPI 1-25	RPI 26-50		W-L RECORDS		RPI 51-100		RPI 101-150		RPI 150+		
13-32-0		0-0-0	0-2-0		OVERALL		0-1-0		1-5-0		12-24-0		
3-9-0		0-0-0	0-2-0		HOME		0-0-0		0-2-0		3-5-0		
6-11-0		0-0-0	0-0-0		AWAY		0-1-0		1-1-0		5-9-0		
4-12-0		0-0-0	0-0-0		NEUTRAL		0-0-0		0-2-0		4-10-0		
6-21-0		0-0-0	0-0-0		NON-CONFERENCE		0-1-0		0-2-0		6-18-0		
1-3-0		0-0-0	0-0-0		HOME		0-0-0		0-0-0		1-3-0		
1-6-0		0-0-0	0-0-		AWAY		0-1-0		0-0-0		1-5-0		
4-12-0		0-0-0	0-0-0		NEUTRAL		0-0-0		0-2-0		4-10-0		
7-11-0		0-0-0	0-2-0		CONFERENCE		0-0-0		1-3-0		6-6-0		
2-6-0		0-0-0	0-2-0		HOME		0-0-0		0-2-0		2-2-0		
5-5-0		0-0-0	0-0-0		AWAY		0-0-0		1-1-0		4-4-0		
0-0-0		0-0-0	0-0-0		NEUTRAL		0-0-0		0-0-0		0-0-0		
RPI S	Opponent	Score	RPI S	Opponent	Score	RPI S	Opponent	Score	RPI S	Opponent	Score		
			50 H	Long Island	1 9	84 A	South Fla.	0 10	116 N	James Madison	0 3		
			50 H	Long Island	6 7				116 N	James Madison	6 8		
									142 A	Monmouth	3 4		
									142 A	Monmouth	1 0		
									147 H	Robert Morris	7 8		
									147 H	Robert Morris	1 5		
									157 N	Loyola (IL)	1 8		
									157 N	Loyola (IL)	0 8		
									191 A	Quinnipiac	1 7		
									191 A	Quinnipiac	3 4		
									200 N	Bradley	1 8		
									201 N	Western Mich.	3 11		
									203 A	Col. of Charleston	0 6		
									203 A	Col. of Charleston	2 9		
									205 A	Manhattan	1 2		
									205 A	Manhattan	1 0		
									205 H	Manhattan	2 3		
									205 H	Manhattan	0 8		
									206 H	Temple	4 3		
									206 H	Temple	3 6		
									208 N	Fairfield	0 5		
									218 N	Colgate	1 5		
									220 A	Mt. St. Mary's	0 6		
									220 A	Mt. St. Mary's	8 4		
									225 N	Akron	3 4		
									225 N	Akron	1 6		
									225 N	Akron	1 6		
LAST 10 GAMES			205 H	Manhattan	0 8	244 H	St. Francis (PA)	6 7					
			205 H	Manhattan	2 3	191 A	Quinnipiac	1 7					
			147 H	Robert Morris	1 5	191 A	Quinnipiac	3 4					
			147 H	Robert Morris	7 8	255 A	Fairleigh Dickinson	5 4					
			244 H	St. Francis (PA)	1 2	255 A	Fairleigh Dickinson	10 9					

Non-Div. I Games:

Wagner

RPI	S	Opponent	Score	
226	N	Penn	6	5
233	N	La Salle	3	2
239	A	Lafayette	1	2
239	A	Lafayette	3	5
241	N	Austin Peay	5	4
244	H	St. Francis (PA)	1	2
244	H	St. Francis (PA)	6	7
247	A	Central Conn. St.	4	5
247	A	Central Conn. St.	3	1
251	N	Youngstown St.	5	11
255	A	Fairleigh Dickinson	5	4
255	A	Fairleigh Dickinson	10	9
269	N	Marist	11	6
271	H	Bryant	3	0
271	H	Bryant	9	3

Wagner

Average RPI Win: 234		WON-LOST RECORD		WINNING PCT. RANK		LAST 10 GAMES		STRENGTH OF SCHEDULE		OPP. STRENGTH OF SCHEDULE		TEAM RPI		ADJ RPI		CONF. RPI		ADJ CONF. RPI	
DIV. I ONLY		14-26-0		.35 228		2-8-0		262		261		255		.3847 262		29		29	
DIV. I NON-CONF.		11-23-0		.32353 221		2-8-0		232		262		244		.40362 256		29		29	
TOTALS		RPI 1-25		RPI 26-50		W-L RECORDS		RPI 51-100		RPI 101-150		RPI 150+							
14-26-0		0-0-0		0-2-0		OVERALL		1-6-0		2-8-0		11-10-0							
6-6-0		0-0-0		0-0-0		HOME		1-2-0		2-3-0		3-1-0							
3-11-0		0-0-0		0-2-0		AWAY		0-4-0		0-3-0		3-2-0							
5-9-0		0-0-0		0-0-0		NEUTRAL		0-0-0		0-2-0		5-7-0							
11-23-0		0-0-0		0-2-0		NON-CONFERENCE		1-6-0		2-8-0		8-7-0							
6-6-0		0-0-0		0-0-0		HOME		1-2-0		2-3-0		3-1-0							
3-11-0		0-0-0		0-0-		AWAY		0-4-0		0-3-0		3-2-0							
2-6-0		0-0-0		0-0-0		NEUTRAL		0-0-0		0-2-0		2-4-0							
3-3-0		0-0-0		0-0-0		CONFERENCE		0-0-0		0-0-0		3-3-0							
0-0-0		0-0-0		0-0-0		HOME		0-0-0		0-0-0		0-0-0							
0-0-0		0-0-0		0-0-0		AWAY		0-0-0		0-0-0		0-0-0							
3-3-0		0-0-0		0-0-0		NEUTRAL		0-0-0		0-0-0		3-3-0							
RPI	S	Opponent		Score		RPI	S	Opponent		Score		RPI	S	Opponent		Score			
44	A	Texas Tech		1	4	83	A	McNeese St.		1	6	109	A	A&M-Corpus Christi		2	6		
44	A	Texas Tech		0	8	83	A	McNeese St.		0	3	109	H	A&M-Corpus Christi		8	0		
						83	H	McNeese St.		5	3	109	H	A&M-Corpus Christi		0	6		
						83	H	McNeese St.		0	5	117	N	La.-Monroe		0	2		
						94	A	Stephen F. Austin		0	2	117	N	La.-Monroe		0	8		
						94	A	Stephen F. Austin		2	3	144	A	UTSA		2	5		
						94	H	Stephen F. Austin		1	5	144	A	UTSA		0	8		
												144	H	UTSA		1	4		
												144	H	UTSA		1	3		
												150	H	Sam Houston St.		1	0		
												183	A	Coastal Caro.		0	17		
												207	N	Buffalo		5	2		
												207	N	Buffalo		3	0		
												217	N	Sacred Heart		1	2		
												257	N	Oakland		1	2		
												259	N	Utah Valley		1	4		
												259	N	Utah Valley		3	4		
												272	N	South Dakota		1	2		
												272	N	South Dakota		0	1		
												274	A	Texas Southern		5	3		
												274	A	Texas Southern		6	7		
												274	H	Texas Southern		0	1		
												274	H	Texas Southern		3	0		
												275	N	North Dakota		4	3		
												275	N	North Dakota		6	4		
												275	N	North Dakota		0	6		
												275	N	North Dakota		6	3		
Non-Div. I Games:		Houston-Victoria		4	0	Houston-Victoria		2	3	Houston-Victoria		4	2	Houston-Victoria		4	5		
																Houston Baptist			

RPI	S	Opponent	Score	
287	A	Prairie View	3	0
287	A	Prairie View	18	1
287	H	Prairie View	9	0
287	H	Prairie View	1	0

Houston Baptist

H
o
u
s
t
o
n
B
a
p
t
i
s
t

H
o
u
s
t
o
n
B
a
p
t
i
s
t

Average RPI Win:		259	WON-LOST RECORD		WINNING PCT. RANK		LAST 10 GAMES		STRENGTH OF SCHEDULE		OPP. STRENGTH OF SCHEDULE		TEAM RPI		ADJ RPI		CONF. RPI		ADJ CONF. RPI				
DIV. I ONLY			16-26-0		.38095	212	8-2-0		268		270		257		.38284		263	31		31			
DIV. I NON-CONF.			3-19-0		.13636	277	1-0-0		139		71		251		.40638		253	31		31			
TOTALS		RPI 1-25		RPI 26-50		W-L RECORDS		RPI 51-100		RPI 101-150		RPI 150+											
16-26-0		0-1-0		0-5-0		OVERALL		1-5-0		0-5-0		15-10-0											
8-6-0		0-0-0		0-0-0		HOME		0-2-0		0-2-0		8-2-0											
6-13-0		0-1-0		0-3-0		AWAY		1-1-0		0-2-0		5-6-0											
2-7-0		0-0-0		0-2-0		NEUTRAL		0-2-0		0-1-0		2-2-0											
3-19-0		0-1-0		0-5-0		NON-CONFERENCE		1-5-0		0-5-0		2-3-0											
1-5-0		0-0-0		0-0-0		HOME		0-2-0		0-2-0		1-1-0											
2-8-0		0-1-0		0-0-		AWAY		1-1-0		0-2-0		1-1-0											
0-6-0		0-0-0		0-2-0		NEUTRAL		0-2-0		0-1-0		0-1-0											
13-7-0		0-0-0		0-0-0		CONFERENCE		0-0-0		0-0-0		13-7-0											
7-1-0		0-0-0		0-0-0		HOME		0-0-0		0-0-0		7-1-0											
4-5-0		0-0-0		0-0-0		AWAY		0-0-0		0-0-0		4-5-0											
2-1-0		0-0-0		0-0-0		NEUTRAL		0-0-0		0-0-0		2-1-0											
RPI	S	Opponent		Score		RPI	S	Opponent		Score		RPI	S	Opponent		Score		RPI	S	Opponent		Score	
8	A	LSU		0 6		48	A	Mississippi St.		1 4		80	N	Jacksonville St.		0 4		109	A	A&M-Corpus Christi		0 11	
						49	A	Houston		0 8		80	N	Jacksonville St.		4 18		109	A	A&M-Corpus Christi		2 14	
						49	A	Houston		7 8		83	A	McNeese St.		0 8		113	H	Southern Miss.		1 9	
						49	N	Houston		5 11		83	A	McNeese St.		5 4		130	H	Nicholls St.		2 9	
						49	N	Houston		3 11		83	H	McNeese St.		0 3		133	N	Boston College		0 19	
												83	H	McNeese St.		0 8		186	A	Northwestern St.		4 9	
																		186	H	Northwestern St.		7 3	
																		213	N	Mississippi Val.		3 2	
																		237	A	Southeastern La.		7 1	
																		237	H	Southeastern La.		2 3	
																		254	A	Alabama St.		4 5	
																		254	H	Alabama St.		4 8	
																		254	N	Alabama St.		1 2	
																		264	N	Centenary (LA)		4 5	
																		266	A	Alcorn St.		0 9	
																		274	A	Texas Southern		3 4	
																		274	A	Texas Southern		5 9	
																		274	A	Texas Southern		7 8	
																		278	A	Jackson St.		6 5	
																		283	A	Grambling		9 1	
																		283	A	Grambling		13 2	
																		283	A	Grambling		9 2	
																		287	H	Prairie View		5 2	
																		287	H	Prairie View		10 0	
																		287	H	Prairie View		9 7	
																		288	H	Ark.-Pine Bluff		7 4	
																		288	H	Ark.-Pine Bluff		6 1	
																		288	H	Ark.-Pine Bluff		9 1	
LAST 10 GAMES																							
																		254	A	Alabama St.		4 5	
																		288	H	Ark.-Pine Bluff		9 4	
																		254	H	Alabama St.		4 8	
																		287	H	Prairie View		9 7	
																		287	H	Prairie View		10 0	

Non-Div. I Games: Louisiana Col. 5 7 Louisiana Col. 3 4

Southern U.

Southern U.

Southern U.

Southern U.

Average RPI Win:	253	WON-LOST RECORD	WINNING PCT. RANK	LAST 10 GAMES	STRENGTH OF SCHEDULE	OPP. STRENGTH OF SCHEDULE	TEAM RPI	ADJ RPI	CONF. RPI	ADJ CONF. RPI	
DIV. I ONLY		10-34-0	.22727	270	1-9-0	235	237	269	.38076	26	26
DIV. I NON-CONF.		6-15-0	.28571	231	0-2-0	177	204	229	.43443	24	24
<hr/>											
TOTALS	RPI 1-25	RPI 26-50		W-L RECORDS		RPI 51-100		RPI 101-150		RPI 150+	
10-34-0	0-1-0	0-0-0		OVERALL		0-9-0		0-8-0		10-16-0	
5-14-0	0-0-0	0-0-0		HOME		0-6-0		0-4-0		5-4-0	
2-18-0	0-1-0	0-0-0		AWAY		0-3-0		0-3-0		2-11-0	
3-2-0	0-0-0	0-0-0		NEUTRAL		0-0-0		0-1-0		3-1-0	
6-15-0	0-1-0	0-0-0		NON-CONFERENCE		0-6-0		0-5-0		6-3-0	
2-5-0	0-0-0	0-0-0		HOME		0-3-0		0-1-0		2-1-0	
1-8-0	0-1-0	0-0-		AWAY		0-3-0		0-3-0		1-1-0	
3-2-0	0-0-0	0-0-0		NEUTRAL		0-0-0		0-1-0		3-1-0	
4-19-0	0-0-0	0-0-0		CONFERENCE		0-3-0		0-3-0		4-13-0	
3-9-0	0-0-0	0-0-0		HOME		0-3-0		0-3-0		3-3-0	
1-10-0	0-0-0	0-0-0		AWAY		0-0-0		0-0-0		1-10-0	
0-0-0	0-0-0	0-0-0		NEUTRAL		0-0-0		0-0-0		0-0-0	
RPI	S	Opponent	Score	RPI	S	Opponent	Score	RPI	S	Opponent	Score
11	A	Texas	0 6					57	H	North Texas	0 5
								57	H	North Texas	2 5
								65	A	Mississippi	2 5
								65	A	Mississippi	3 8
								94	A	Stephen F. Austin	3 4
								94	H	Stephen F. Austin	2 7
								99	H	Western Ill.	0 2
								99	H	Western Ill.	1 2
								99	H	Western Ill.	0 6
								109	A	A&M-Corpus Christi	1 11
								114	A	Louisiana Tech	1 9
								114	H	Louisiana Tech	1 4
								117	A	La.-Monroe	3 4
								133	N	Boston College	2 10
								143	H	North Dakota St.	3 11
								143	H	North Dakota St.	2 4
								143	H	North Dakota St.	2 7
								171	N	SIU Edwardsville	0 8
								186	A	Northwestern St.	1 9
								186	H	Northwestern St.	3 1
								202	A	IPFW	0 8
								202	A	IPFW	0 2
								202	A	IPFW	0 3
								204	H	Central Ark.	0 8
								211	A	UMKC	1 2
								211	A	UMKC	1 5
								238	A	South Dakota St.	4 10
								238	A	South Dakota St.	7 10
								238	A	South Dakota St.	11 12
								240	N	Murray St.	4 2
								240	N	Murray St.	11 3
								253	H	IUPUI	6 8
								253	H	IUPUI	11 7
								253	H	IUPUI	1 4
								257	H	Oakland	8 1
								257	H	Oakland	5 4
LAST 10 GAMES											
				253	H	IUPUI	1 4	238	A	South Dakota St.	11 12
				253	H	IUPUI	11 7	211	A	UMKC	1 5
				253	H	IUPUI	6 8	211	A	UMKC	1 2
				238	A	South Dakota St.	7 10	186	A	Northwestern St.	1 9
				238	A	South Dakota St.	4 10	204	H	Central Ark.	0 8

Non-Div. I Games:

Centenary (LA)

RPI	S	Opponent	Score	
257	H	Oakland	1	8
263	N	Southern U.	5	4
267	A	Southern Utah	9	8
267	A	Southern Utah	3	12
267	A	Southern Utah	6	14
283	A	Grambling	10	1
283	H	Grambling	11	3

Centenary (LA)

C
e
n
t
e
n
a
r
y
(
L
A
)

C
e
n
t
e
n
a
r
y
(
L
A
)

Average RPI Win: 247		WON-LOST	WINNING	LAST 10	STRENGTH OF		OPP. STRENGTH	TEAM	ADJ	CONF.	ADJ CONF.
Average RPI Loss: 183		RECORD	PCT. RANK	GAMES	SCHEDULE		OF SCHEDULE	RPI	RPI	RPI	RPI
DIV. I ONLY		15-32-0	.31915	240	4-6-0		265	257	265	.38019	265
DIV. I NON-CONF.		11-16-0	.40741	187	2-0-0		268	263	246	.4089	250
TOTALS		RPI 1-25	RPI 26-50		W-L RECORDS		RPI 51-100		RPI 101-150		RPI 150+
15-32-0	0-0-0	0-3-0		OVERALL		0-5-0		0-0-0		15-24-0	
8-9-0	0-0-0	0-0-0		HOME		0-0-0		0-0-0		8-9-0	
3-13-0	0-0-0	0-2-0		AWAY		0-4-0		0-0-0		3-7-0	
4-10-0	0-0-0	0-1-0		NEUTRAL		0-1-0		0-0-0		4-8-0	
11-16-0	0-0-0	0-3-0		NON-CONFERENCE		0-1-0		0-0-0		11-12-0	
4-3-0	0-0-0	0-0-0		HOME		0-0-0		0-0-0		4-3-0	
3-3-0	0-0-0	0-0-		AWAY		0-0-0		0-0-0		3-1-0	
4-10-0	0-0-0	0-1-0		NEUTRAL		0-1-0		0-0-0		4-8-0	
4-16-0	0-0-0	0-0-0		CONFERENCE		0-4-0		0-0-0		4-12-0	
4-6-0	0-0-0	0-0-0		HOME		0-0-0		0-0-0		4-6-0	
0-10-0	0-0-0	0-0-0		AWAY		0-4-0		0-0-0		0-6-0	
0-0-0	0-0-0	0-0-0		NEUTRAL		0-0-0		0-0-0		0-0-0	
RPI S	Opponent	Score	RPI S	Opponent	Score	RPI S	Opponent	Score	RPI S	Opponent	Score
			32 A	Virginia	3 9	82 A	Cornell	1 4	166 A	Harvard	1 2
			32 A	Virginia	0 8	82 A	Cornell	0 10	166 A	Harvard	0 3
			45 N	Maryland	1 9	82 A	Cornell	5 18	180 H	Iona	1 9
						82 A	Cornell	1 4	180 H	Iona	5 4
						93 N	Cleveland St.	3 4	190 N	Green Bay	1 0
									198 N	Florida A&M	0 1
									205 H	Manhattan	5 8
									205 N	Manhattan	3 7
									216 A	Dartmouth	4 6
									216 A	Dartmouth	9 14
									217 N	Sacred Heart	0 7
									218 N	Colgate	2 3
									226 A	Penn	7 8
									226 A	Penn	3 4
									226 H	Penn	11 0
									226 H	Penn	9 0
									234 N	Delaware St.	7 15
									234 N	Delaware St.	8 12
									236 H	Rider	7 1
									236 H	Rider	3 4
									236 N	Rider	1 2
									236 N	Rider	0 7
									242 H	Princeton	1 2
									242 H	Princeton	2 6
									242 H	Princeton	4 6
									242 H	Princeton	6 5
									245 H	Yale	7 8
LAST 10 GAMES			226 H	Penn	11 0	279 A	St. Peter's	6 1			
			226 H	Penn	9 0	82 A	Cornell	5 18			
			226 A	Penn	7 8	82 A	Cornell	1 4			
			226 A	Penn	3 4	82 A	Cornell	1 4			
			279 A	St. Peter's	11 5	82 A	Cornell	0 10			

Non-Div. I Games:

Columbia

Columbia

Average RPI Win: 268		WON-LOST	WINNING	LAST 10	STRENGTH OF		OPP. STRENGTH	TEAM	ADJ	CONF.	ADJ CONF.		
Average RPI Loss: 183		RECORD	PCT. RANK	GAMES	SCHEDULE		OF SCHEDULE	RPI	RPI	RPI	RPI		
DIV. I ONLY		18-19-0	.48649	149	7-3-0		281	278	259	.37909	266	31	31
DIV. I NON-CONF.		1-13-0	.07143	285	0-0-0		256	157	281	.33473	282	31	31
TOTALS		RPI 1-25	RPI 26-50		W-L RECORDS		RPI 51-100		RPI 101-150		RPI 150+		
18-19-0		0-0-0	0-0-0		OVERALL		0-3-0		0-4-0		18-12-0		
7-11-0		0-0-0	0-0-0		HOME		0-0-0		0-3-0		7-8-0		
6-6-0		0-0-0	0-0-0		AWAY		0-2-0		0-0-0		6-4-0		
5-2-0		0-0-0	0-0-0		NEUTRAL		0-1-0		0-1-0		5-0-0		
1-13-0		0-0-0	0-0-0		NON-CONFERENCE		0-3-0		0-4-0		1-6-0		
1-8-0		0-0-0	0-0-0		HOME		0-0-0		0-3-0		1-5-0		
0-3-0		0-0-0	0-0-		AWAY		0-2-0		0-0-0		0-1-0		
0-2-0		0-0-0	0-0-0		NEUTRAL		0-1-0		0-1-0		0-0-0		
17-6-0		0-0-0	0-0-0		CONFERENCE		0-0-0		0-0-0		17-6-0		
6-3-0		0-0-0	0-0-0		HOME		0-0-0		0-0-0		6-3-0		
6-3-0		0-0-0	0-0-0		AWAY		0-0-0		0-0-0		6-3-0		
5-0-0		0-0-0	0-0-0		NEUTRAL		0-0-0		0-0-0		5-0-0		
RPI	S	Opponent	Score	RPI	S	Opponent	Score	RPI	S	Opponent	Score		
						</							

Non-Div. I Games:

Kentucky St.

14 1

LSU-Alexandria

10 7

Mississippi Col.

2 0

RPI	S	Opponent	Score	
283	N	Grambling	13	1
283	N	Grambling	11	2
287	A	Prairie View	9	0
288	N	Ark.-Pine Bluff	8	7
289	H	Alabama A&M	9	1
289	H	Alabama A&M	12	3
289	H	Alabama A&M	4	0

Alcorn St.

A
l
c
o
r
n
S
t
.

A
l
c
o
r
n
S
t
.

Average RPI Win:		233	WON-LOST RECORD		WINNING PCT. RANK		LAST 10 GAMES		STRENGTH OF SCHEDULE		OPP. STRENGTH OF SCHEDULE		TEAM RPI		ADJ RPI		CONF. RPI		ADJ CONF. RPI	
DIV. I ONLY			10-38-0		.20833	275	1-7-0		224		197		267		.37479	267	26		26	
DIV. I NON-CONF.			4-20-0		.16667	268	0-2-0		166		95		252		.40564	255	24		24	
TOTALS		RPI 1-25		RPI 26-50		W-L RECORDS		RPI 51-100		RPI 101-150		RPI 150+								
10-38-0		0-2-0		0-5-0		OVERALL		0-6-0		1-7-0		9-18-0								
5-10-0		0-0-0		0-3-0		HOME		0-0-0		0-0-0		5-7-0								
2-19-0		0-1-0		0-0-0		AWAY		0-5-0		1-6-0		1-7-0								
3-9-0		0-1-0		0-2-0		NEUTRAL		0-1-0		0-1-0		3-4-0								
4-20-0		0-2-0		0-5-0		NON-CONFERENCE		0-3-0		0-5-0		4-5-0								
0-3-0		0-0-0		0-3-0		HOME		0-0-0		0-0-0		0-0-0								
1-8-0		0-1-0		0-0-		AWAY		0-2-0		0-4-0		1-1-0								
3-9-0		0-1-0		0-2-0		NEUTRAL		0-1-0		0-1-0		3-4-0								
6-18-0		0-0-0		0-0-0		CONFERENCE		0-3-0		1-2-0		5-13-0								
5-7-0		0-0-0		0-0-0		HOME		0-0-0		0-0-0		5-7-0								
1-11-0		0-0-0		0-0-0		AWAY		0-3-0		1-2-0		0-6-0								
0-0-0		0-0-0		0-0-0		NEUTRAL		0-0-0		0-0-0		0-0-0								
RPI	S	Opponent		Score		RPI	S	Opponent		Score		RPI	S	Opponent		Score				
13	N	California		0	11	26	N	San Diego St.		4	9	53	A	UNLV		0	12			
15	A	Arizona St.		0	3	33	H	BYU		1	12	53	A	UNLV		2	11			
						33	H	BYU		0	20	58	N	Oregon St.		0	11			
						33	H	BYU		0	9	99	A	Western Ill.		3	4			
						44	N	Texas Tech		1	9	99	A	Western Ill.		3	11			
												99	A	Western Ill.		4	5			
														143 A North Dakota St.		3	2			
														143 A North Dakota St.		0	8			
														143 A North Dakota St.		0	7			
														161 N Portland St.		0	9			
														163 N Ohio		7	6			
														165 N St. Mary's (CA)		2	7			
														165 N St. Mary's (CA)		3	4			
														168 N Cal St. Fullerton		1	14			
														202 A IPFW		0	6			
														202 A IPFW		3	4			
														202 A IPFW		4	5			
														211 H UMKC		12	10			
														211 H UMKC		1	8			
														211 H UMKC		4	5			
														222 A Toledo		8	5			
														222 A Toledo		3	7			
														238 H South Dakota St.		6	4			
														238 H South Dakota St.		3	8			
														238 H South Dakota St.		0	10			
														253 A IUPUI		1	4			
														253 A IUPUI		5	6			
														253 A IUPUI		4	5			

Non-Div. I Games:

Dixie St.

4

22

Dixie St.

0

8

Dixie St.

6

7

Southern Utah

RPI	S	Opponent	Score	
257	H	Oakland	5	3
257	H	Oakland	8	11
257	H	Oakland	3	13
264	H	Centenary (LA)	12	3
264	H	Centenary (LA)	14	6
264	H	Centenary (LA)	8	9
282	N	Weber St.	9	1
282	N	Weber St.	11	3

Southern Utah

S
o
u
t
h
e
r
n
U
t
a
h

S
o
u
t
h
e
r
n
U
t
a
h

Average RPI Win: 272		WON-LOST RECORD		WINNING PCT. RANK		LAST 10 GAMES		STRENGTH OF SCHEDULE		OPP. STRENGTH OF SCHEDULE		TEAM RPI		ADJ RPI		CONF. RPI		ADJ CONF. RPI	
DIV. I ONLY		15-21-0		.41667 192		5-5-0		277		287		271		.36958 268		30		30	
DIV. I NON-CONF.		1-11-0		.08333 284		0-2-0		110		265		267		.38849 264		30		30	
TOTALS		RPI 1-25		RPI 26-50		W-L RECORDS		RPI 51-100		RPI 101-150		RPI 150+							
15-21-0		0-0-0		0-0-0		OVERALL		0-2-0		0-1-0		15-18-0							
4-5-0		0-0-0		0-0-0		HOME		0-0-0		0-0-0		4-5-0							
9-11-0		0-0-0		0-0-0		AWAY		0-2-0		0-0-0		9-9-0							
2-5-0		0-0-0		0-0-0		NEUTRAL		0-0-0		0-1-0		2-4-0							
1-11-0		0-0-0		0-0-0		NON-CONFERENCE		0-2-0		0-1-0		1-8-0							
1-2-0		0-0-0		0-0-0		HOME		0-0-0		0-0-0		1-2-0							
0-6-0		0-0-0		0-0-		AWAY		0-2-0		0-0-0		0-4-0							
0-3-0		0-0-0		0-0-0		NEUTRAL		0-0-0		0-1-0		0-2-0							
14-10-0		0-0-0		0-0-0		CONFERENCE		0-0-0		0-0-0		14-10-0							
3-3-0		0-0-0		0-0-0		HOME		0-0-0		0-0-0		3-3-0							
9-5-0		0-0-0		0-0-0		AWAY		0-0-0		0-0-0		9-5-0							
2-2-0		0-0-0		0-0-0		NEUTRAL		0-0-0		0-0-0		2-2-0							
RPI	S	Opponent		Score		RPI	S	Opponent		Score		RPI	S	Opponent		Score			
</																			

RPI	S	Opponent	Score	
290	A	Md.-East. Shore	8	0
290	A	Md.-East. Shore	10	2
290	A	Md.-East. Shore	10	0
290	A	Md.-East. Shore	8	0
290	A	Md.-East. Shore	5	3
290	A	Md.-East. Shore	3	0
290	N	Md.-East. Shore	7	3

Coppin St.

C
o
p
p
i
n
s
t
.

C
o
p
p
i
n
s
t
.

Average RPI Win: 229		WON-LOST	WINNING	LAST 10	STRENGTH OF		OPP. STRENGTH	TEAM	ADJ		CONF.	ADJ CONF.			
Average RPI Loss: 193		RECORD	PCT. RANK	GAMES	SCHEDULE		OF SCHEDULE	RPI	RPI		RPI	RPI			
DIV. I ONLY		10-35-0	.22222	271	4-6-0		222	269	270		.36908	269			
DIV. I NON-CONF.		6-23-0	.2069	256	2-0-0		192	278	261		.38416	267			
TOTALS		RPI 1-25	RPI 26-50		W-L RECORDS		RPI 51-100		RPI 101-150		RPI 150+				
10-35-0		0-0-0	0-1-0		OVERALL		0-3-0		1-1-0		9-30-0				
7-7-0		0-0-0	0-0-0		HOME		0-0-0		1-1-0		6-6-0				
1-16-0		0-0-0	0-1-0		AWAY		0-0-0		0-0-0		1-15-0				
2-12-0		0-0-0	0-0-0		NEUTRAL		0-3-0		0-0-0		2-9-0				
6-23-0		0-0-0	0-1-0		NON-CONFERENCE		0-3-0		0-0-0		6-19-0				
3-3-0		0-0-0	0-0-0		HOME		0-0-0		0-0-0		3-3-0				
1-8-0		0-0-0	0-0-		AWAY		0-0-0		0-0-0		1-7-0				
2-12-0		0-0-0	0-0-0		NEUTRAL		0-3-0		0-0-0		2-9-0				
4-12-0		0-0-0	0-0-0		CONFERENCE		0-0-0		1-1-0		3-11-0				
4-4-0		0-0-0	0-0-0		HOME		0-0-0		1-1-0		3-3-0				
0-8-0		0-0-0	0-0-0		AWAY		0-0-0		0-0-0		0-8-0				
0-0-0		0-0-0	0-0-0		NEUTRAL		0-0-0		0-0-0		0-0-0				
RPI	S	Opponent	Score	RPI	S	Opponent	Score	RPI	S	Opponent	Score	RPI	S	Opponent	Score
				30	A	Hofstra	0 8	79	N	UT Martin	0 13	140	H	Canisius	0 2
								82	N	Cornell	1 10	140	H	Canisius	3 2
								93	N	Cleveland St.	1 4	153	H	Binghamton	0 9
												153	H	Binghamton	0 8
												158	N	Bucknell	0 11
												159	A	Army	6 10
												159	A	Army	3 4
												159	N	Army	1 6
												180	A	Iona	2 10
												180	A	Iona	0 5
												190	N	Green Bay	5 17
												197	H	Niagara	3 10
												197	H	Niagara	5 3
												198	N	Florida A&M	1 6
												205	H	Manhattan	1 2
												205	H	Manhattan	1 6
												208	A	Fairfield	1 9
												208	A	Fairfield	4 5
												218	N	Colgate	2 6
												218	N	Colgate	9 6
												223	A	George Mason	0 5
												223	A	George Mason	2 1
												225	N	Akron	3 6
												229	H	Hartford	5 0
												229	H	Hartford	8 4
												233	A	La Salle	6 11
												233	A	La Salle	4 10
				LAST 10 GAMES											
				197	H	Niagara	5 3	205	H	Manhattan	1 2	225	N	Akron	3 6
				197	H	Niagara	3 10	229	H	Hartford	8 4	229	H	Hartford	5 0
				140	H	Canisius	3 2	229	H	Hartford	5 0	229	H	Hartford	8 4
				140	H	Canisius	0 2	243	A	Siena	2 3	233	A	La Salle	6 11
				205	H	Manhattan	1 6	243	A	Siena	2 9	233	A	La Salle	4 10

Non-Div. I Games:

Marist

RPI	S	Opponent	Score	
236	A	Rider	4	8
236	A	Rider	0	8
239	N	Lafayette	1	3
243	A	Siena	2	9
243	A	Siena	2	3
245	H	Yale	4	3
245	H	Yale	0	3
248	N	Brown	3	2
261	N	Wagner	6	11
265	A	Columbia	2	5
265	A	Columbia	2	10
265	N	Columbia	3	4
279	H	St. Peter's	9	1
279	H	St. Peter's	5	3

Marist

M
a
r
i
s
t

M
a
r
i
s
t

Average RPI Win: 271		WON-LOST RECORD	WINNING PCT. RANK		LAST 10 GAMES	STRENGTH OF SCHEDULE	OPP. STRENGTH OF SCHEDULE		TEAM RPI	ADJ RPI		CONF. RPI	ADJ CONF. RPI		
Average RPI Loss: 171															
DIV. I ONLY		17-35-0	.32692	237	3-7-0	256	280	264	.36878	270	30	30			
DIV. I NON-CONF.		5-24-0	.17241	266	0-2-0	184	258	264	.38537	266	30	30			
<hr/>															
TOTALS		RPI 1-25		RPI 26-50		W-L RECORDS		RPI 51-100		RPI 101-150		RPI 150+			
17-35-0		0-0-0		0-4-0		OVERALL		0-6-0		0-4-0		17-21-0			
9-19-0		0-0-0		0-4-0		HOME		0-4-0		0-2-0		9-9-0			
4-10-0		0-0-0		0-0-0		AWAY		0-2-0		0-0-0		4-8-0			
4-6-0		0-0-0		0-0-0		NEUTRAL		0-0-0		0-2-0		4-4-0			
5-24-0		0-0-0		0-4-0		NON-CONFERENCE		0-6-0		0-3-0		5-11-0			
2-16-0		0-0-0		0-4-0		HOME		0-4-0		0-2-0		2-6-0			
3-5-0		0-0-0		0-0-		AWAY		0-2-0		0-0-0		3-3-0			
0-3-0		0-0-0		0-0-0		NEUTRAL		0-0-0		0-1-0		0-2-0			
12-11-0		0-0-0		0-0-0		CONFERENCE		0-0-0		0-1-0		12-10-0			
7-3-0		0-0-0		0-0-0		HOME		0-0-0		0-0-0		7-3-0			
1-5-0		0-0-0		0-0-0		AWAY		0-0-0		0-0-0		1-5-0			
4-3-0		0-0-0		0-0-0		NEUTRAL		0-0-0		0-1-0		4-2-0			
RPI	S	Opponent	Score	RPI	S	Opponent	Score	RPI	S	Opponent	Score	RPI	S	Opponent	Score
				32	H	Virginia	0 5	56	H	Longwood	0 12	128	N	Appalachian St.	0 12
				32	H	Virginia	3 5	56	H	Longwood	3 12	140	H	Canisius	1 12
				35	H	East Carolina	0 9	69	A	Virginia Tech	0 8	140	H	Canisius	1 5
				35	H	East Carolina	0 12	69	A	Virginia Tech	2 10	149	N	Bethune-Cookman	0 8
								78	H	Liberty	3 8	155	A	Campbell	2 6
								78	H	Liberty	4 8	155	A	Campbell	1 4
												218	H	Colgate	2 11
												218	H	Colgate	2 6
												220	N	Mt. St. Mary's	8 9
												220	N	Mt. St. Mary's	0 8
												221	A	N.C. A&T	1 5
												223	A	George Mason	5 2
												223	A	George Mason	3 4
												227	A	Howard	3 11
												227	A	Howard	2 15
												227	A	Howard	2 5
												227	N	Howard	3 8
												234	H	Delaware St.	4 3
												234	H	Delaware St.	11 2
												234	H	Delaware St.	1 3
												247	H	Central Conn. St.	2 11
												247	H	Central Conn. St.	11 2
												248	H	Brown	4 5
												248	H	Brown	2 12
												268	H	Coppin St.	1 4
												268	H	Coppin St.	8 6
												268	H	Coppin St.	2 1
<hr/>															
Non-Div. I Games:		Pace	11 2	Pace	6 9	Lincoln (PA)		14 3	Chris. Newport		3 7				
		Chris. Newport	2 5	Bowie St.	15 10	Bowie St.		5 4	Hampton						

RPI	S	Opponent	Score	
268	H	Coppin St.	2	4
268	N	Coppin St.	2	4
276	A	Norfolk St.	1	2
276	A	Norfolk St.	4	2
281	A	Winston-Salem	7	1
281	A	Winston-Salem	12	3
284	N	Morgan St.	18	3
284	N	Morgan St.	9	7
284	N	Morgan St.	17	9
286	H	N.C. Central	4	2
286	H	N.C. Central	1	5
290	H	Md.-East. Shore	9	1
290	H	Md.-East. Shore	7	1
290	H	Md.-East. Shore	10	9
290	N	Md.-East. Shore	13	0

Hampton

H
a
m
p
t
o
n

H
a
m
p
t
o
n

Average RPI Win: 232		WON-LOST	WINNING	LAST 10	STRENGTH OF		OPP. STRENGTH	TEAM	ADJ		CONF.	ADJ CONF.			
Average RPI Loss: 176		RECORD	PCT. RANK	GAMES	SCHEDULE		OF SCHEDULE	RPI	RPI		RPI	RPI			
DIV. I ONLY		8-37-0	.17778	279	2-8-0		242	230	275		.36868	271			
DIV. I NON-CONF.		4-21-0	.16	270	1-2-0		249	207	276		.37144	272			
TOTALS		RPI 1-25	RPI 26-50		W-L RECORDS		RPI 51-100		RPI 101-150		RPI 150+				
8-37-0		0-0-0	0-3-0		OVERALL		0-3-0		1-6-0		7-25-0				
3-16-0		0-0-0	0-2-0		HOME		0-0-0		0-3-0		3-11-0				
4-11-0		0-0-0	0-1-0		AWAY		0-1-0		1-1-0		3-8-0				
1-10-0		0-0-0	0-0-0		NEUTRAL		0-2-0		0-2-0		1-6-0				
4-21-0		0-0-0	0-1-0		NON-CONFERENCE		0-3-0		0-3-0		4-14-0				
2-7-0		0-0-0	0-0-0		HOME		0-0-0		0-1-0		2-6-0				
1-4-0		0-0-0	0-0-		AWAY		0-1-0		0-0-0		1-2-0				
1-10-0		0-0-0	0-0-0		NEUTRAL		0-2-0		0-2-0		1-6-0				
4-16-0		0-0-0	0-2-0		CONFERENCE		0-0-0		1-3-0		3-11-0				
1-9-0		0-0-0	0-2-0		HOME		0-0-0		0-2-0		1-5-0				
3-7-0		0-0-0	0-0-0		AWAY		0-0-0		1-1-0		2-6-0				
0-0-0		0-0-0	0-0-0		NEUTRAL		0-0-0		0-0-0		0-0-0				
RPI	S	Opponent	Score	RPI	S	Opponent	Score	RPI	S	Opponent	Score	RPI	S	Opponent	Score
				29	A	La.-Lafayette	0 16	61	N	Syracuse	0 5	122	N	Lehigh	2 5
				50	H	Long Island	3 8	61	N	Syracuse	0 4	133	H	Boston College	0 8
				50	H	Long Island	1 3	73	A	Boston U.	0 4	134	N	Butler	4 8
												142	H	Monmouth	2 3
												142	H	Monmouth	2 5
												147	A	Robert Morris	4 3
												147	A	Robert Morris	1 2
												160	H	Albany (NY)	1 2
												160	H	Albany (NY)	0 8
												167	A	Providence	2 10
												174	H	Connecticut	0 3
												182	H	Maine	0 6
												182	H	Maine	5 4
												191	A	Quinnipiac	1 6
												191	A	Quinnipiac	0 1
												200	N	Bradley	4 5
												200	N	Bradley	0 8
												208	N	Fairfield	0 6
												210	H	Rhode Island	8 9
												215	N	Indiana St.	1 3
												217	A	Sacred Heart	2 4
												217	A	Sacred Heart	0 1
												220	H	Mt. St. Mary's	0 4
												220	H	Mt. St. Mary's	6 11
												226	N	Penn	2 3
												233	N	La Salle	3 5
												244	A	St. Francis (PA)	8 5
LAST 10 GAMES															
				142	H	Monmouth	2 5	248	A	Brown	1 9				
				142	H	Monmouth	2 3	50	H	Long Island	3 8				
				217	A	Sacred Heart	0 1	50	H	Long Island	1 3				
				217	A	Sacred Heart	2 4	167	A	Providence	2 10				
				252	A	Holy Cross	7 2	244	A	St. Francis (PA)	8 5				

Non-Div. I Games:

Bryant

RPI	S	Opponent	Score	
244	A	St. Francis (PA)	6	0
247	H	Central Conn. St.	2	14
247	H	Central Conn. St.	8	10
248	A	Brown	1	9
248	H	Brown	4	5
252	A	Holy Cross	7	2
252	H	Holy Cross	7	2
255	H	Fairleigh Dickinson	3	5
255	H	Fairleigh Dickinson	7	5
261	A	Wagner	3	9
261	A	Wagner	0	3
277	N	Detroit	6	3

Bryant

Average RPI Win:	255	WON-LOST RECORD	WINNING PCT. RANK	LAST 10 GAMES	STRENGTH OF SCHEDULE	OPP. STRENGTH OF SCHEDULE	TEAM RPI	ADJ RPI	CONF. RPI	ADJ CONF. RPI						
Average RPI Loss:	179															
DIV. I ONLY	13-26-1	.3375	233	5-3-0	272	255	272	.36813	272	29	29					
DIV. I NON-CONF.	5-24-1	.18333	264	1-3-0	241	254	271	.36313	276	29	29					
<hr/>																
TOTALS	RPI 1-25	RPI 26-50		W-L RECORDS		RPI 51-100		RPI 101-150		RPI 150+						
13-26-1	0-0-0	0-0-0		OVERALL		0-4-0		1-6-0		12-16-1						
2-0-0	0-0-0	0-0-0		HOME		0-0-0		0-0-0		2-0-0						
4-13-1	0-0-0	0-0-0		AWAY		0-4-0		1-2-0		3-7-1						
7-13-0	0-0-0	0-0-0		NEUTRAL		0-0-0		0-4-0		7-9-0						
<hr/>																
5-24-1	0-0-0	0-0-0		NON-CONFERENCE		0-4-0		1-6-0		4-14-1						
0-0-0	0-0-0	0-0-0		HOME		0-0-0		0-0-0		0-0-0						
2-13-1	0-0-0	0-0-		AWAY		0-4-0		1-2-0		1-7-1						
3-11-0	0-0-0	0-0-0		NEUTRAL		0-0-0		0-4-0		3-7-0						
<hr/>																
8-2-0	0-0-0	0-0-0		CONFERENCE		0-0-0		0-0-0		8-2-0						
2-0-0	0-0-0	0-0-0		HOME		0-0-0		0-0-0		2-0-0						
2-0-0	0-0-0	0-0-0		AWAY		0-0-0		0-0-0		2-0-0						
4-2-0	0-0-0	0-0-0		NEUTRAL		0-0-0		0-0-0		4-2-0						
<hr/>																
RPI	S	Opponent	Score	RPI	S	Opponent	Score	RPI	S	Opponent	Score					
								54	A	Nebraska	5	7				
								54	A	Nebraska	3	9				
								74	A	Iowa	0	8				
								74	A	Iowa	2	10				
												110	A	UNI	1	10
												122	N	Lehigh	3	6
												134	N	Butler	0	7
												134	N	Butler	3	4
												143	A	North Dakota St.	1	0
												143	A	North Dakota St.	0	3
												148	N	Valparaiso	3	4
												152	N	St. Louis	1	18
												168	A	Wisconsin	2	10
												168	A	Wisconsin	1	5
												190	N	Green Bay	1	5
												211	A	UMKC	0	2
												211	A	UMKC	5	7
												217	N	Sacred Heart	3	1
												226	N	Penn	0	1
												230	N	Dayton	6	8
												238	A	South Dakota St.	2	5
												238	A	South Dakota St.	1	2
												251	N	Youngstown St.	4	3
												252	N	Holy Cross	1	8
												256	A	Seattle	2	1
								256	A	Seattle	5	7				
								256	A	Seattle	0	0				
								259	N	Utah Valley	1	9				
								259	N	Utah Valley	6	7				
								262	N	Houston Baptist	1	0				
								262	N	Houston Baptist	2	1				
<hr/>																
LAST 10 GAMES																
143 A North Dakota St.				0	3	275 A North Dakota		4	3	256 A Seattle		0	0			
143 A North Dakota St.				1	0	168 A Wisconsin		2	10	259 N Utah Valley		1	9			
275 H North Dakota				6	3	168 A Wisconsin		1	5	259 N Utah Valley		6	7			
275 H North Dakota				7	4	238 A South Dakota St.		1	2	262 N Houston Baptist		1	0			
275 A North Dakota				8	6	238 A South Dakota St.		2	5	262 N Houston Baptist		2	1			
<hr/>																
Non-Div. I Games:	Simon Fraser	3	2	Saginaw Valley	0	1	Dakota St.	11	2	St. Xavier	0	1				
	St. Mary (NE)	7	0	St. Mary (NE)	6	1	Dakota St.	11	1	Shippensburg	12	4				

South Dakota

Average RPI Win:		229	WON-LOST RECORD		WINNING PCT. RANK		LAST 10 GAMES		STRENGTH OF SCHEDULE		OPP. STRENGTH OF SCHEDULE		TEAM RPI		ADJ RPI		CONF. RPI		ADJ CONF. RPI										
DIV. I ONLY			10-39-0		.20408 277		3-7-0		250		215		273		.3634 273		28		28										
DIV. I NON-CONF.			4-23-0		.14815 274		0-2-0		108		88		234		.4288 232		23		23										
TOTALS		RPI 1-25		RPI 26-50		W-L RECORDS		RPI 51-100		RPI 101-150		RPI 150+																	
10-39-0		0-3-0		0-3-0		OVERALL		0-6-0		0-3-0		10-24-0																	
1-11-0		0-0-0		0-0-0		HOME		0-0-0		0-0-0		1-11-0																	
7-15-0		0-3-0		0-2-0		AWAY		0-2-0		0-1-0		7-7-0																	
2-13-0		0-0-0		0-1-0		NEUTRAL		0-4-0		0-2-0		2-6-0																	
4-23-0		0-3-0		0-3-0		NON-CONFERENCE		0-6-0		0-3-0		4-8-0																	
0-2-0		0-0-0		0-0-0		HOME		0-0-0		0-0-0		0-2-0																	
2-10-0		0-3-0		0-0-		AWAY		0-2-0		0-1-0		2-2-0																	
2-11-0		0-0-0		0-1-0		NEUTRAL		0-4-0		0-2-0		2-4-0																	
6-16-0		0-0-0		0-0-0		CONFERENCE		0-0-0		0-0-0		6-16-0																	
1-9-0		0-0-0		0-0-0		HOME		0-0-0		0-0-0		1-9-0																	
5-5-0		0-0-0		0-0-0		AWAY		0-0-0		0-0-0		5-5-0																	
0-2-0		0-0-0		0-0-0		NEUTRAL		0-0-0		0-0-0		0-2-0																	
RPI	S	Opponent		Score		RPI	S	Opponent		Score		RPI	S	Opponent		Score													
15	A	Arizona St.		4	8	33	A	BYU		2	6	53	N	UNLV		8	9	103	A	Long Beach St.		0	1						
25	A	Oregon		0	13	33	A	BYU		5	11	53	N	UNLV		4	19	110	N	UNI		0	2						
25	A	Oregon		0	19	33	N	BYU		6	10	58	A	Oregon St.		0	8	120	N	Utah		3	5						
												58	A	Oregon St.		2	12	161	A	Portland St.		1	10						
												63	N	Tulsa		0	8	161	A	Portland St.		1	6						
												70	N	Creighton		1	6	161	H	Portland St.		0	1						
																		161	H	Portland St.		1	7						
																		166	N	Harvard		9	4						
																		175	A	Boise St.		5	3						
																		175	A	Boise St.		7	5						
																		175	H	Boise St.		3	4						
																		175	H	Boise St.		4	6						
																		176	N	Northern Ill.		0	1						
																		177	N	Utah St.		0	9						
																		182	N	Maine		6	5						
																		187	A	UC Riverside		0	3						
																		187	A	UC Riverside		2	9						
																		189	N	Samford		2	3						
																		209	N	Cal St. Bakersfield		3	6						
																		212	N	UC Santa Barbara		1	11						
																		235	H	Northern Colo.		6	8						
																		235	H	Northern Colo.		0	1						
																		235	H	Northern Colo.		1	2						
																		235	H	Northern Colo.		6	2						
																		256	A	Seattle		5	4						
																		256	A	Seattle		3	13						
																		256	A	Seattle		9	11						
												</																	

RPI	S	Opponent	Score	
256	A	Seattle	8	7
259	H	Utah Valley	2	5
259	H	Utah Valley	6	7
259	H	Utah Valley	1	11
259	H	Utah Valley	7	8
259	N	Utah Valley	4	10
282	A	Weber St.	2	8
282	A	Weber St.	8	2
282	A	Weber St.	5	1
282	A	Weber St.	8	0

Idaho St.

I
d
a
h
o
s
t
.

I
d
a
h
o
s
t
.

Average RPI Win: 272		WON-LOST RECORD	WINNING PCT. RANK	LAST 10 GAMES	STRENGTH OF SCHEDULE	OPP. STRENGTH OF SCHEDULE	TEAM RPI	ADJ RPI	CONF. RPI	ADJ CONF. RPI									
DIV. I ONLY		16-15-0	.51613	126	4-6-0	289	284	266	.36212	274	31	31							
DIV. I NON-CONF.		2-9-0	.18182	265	1-1-0	223	196	268	.37404	271	31	31							
<hr/>																			
TOTALS		RPI 1-25	RPI 26-50		W-L RECORDS	RPI 51-100		RPI 101-150		RPI 150+									
16-15-0		0-1-0	0-1-0		OVERALL	0-0-0		0-4-0		16-9-0									
6-3-0		0-0-0	0-0-0		HOME	0-0-0		0-0-0		6-3-0									
6-8-0		0-1-0	0-0-0		AWAY	0-0-0		0-3-0		6-4-0									
4-4-0		0-0-0	0-1-0		NEUTRAL	0-0-0		0-1-0		4-2-0									
2-9-0		0-1-0	0-1-0		NON-CONFERENCE	0-0-0		0-4-0		2-3-0									
1-1-0		0-0-0	0-0-0		HOME	0-0-0		0-0-0		1-1-0									
1-6-0		0-1-0	0-0-		AWAY	0-0-0		0-3-0		1-2-0									
0-2-0		0-0-0	0-1-0		NEUTRAL	0-0-0		0-1-0		0-0-0									
14-6-0		0-0-0	0-0-0		CONFERENCE	0-0-0		0-0-0		14-6-0									
5-2-0		0-0-0	0-0-0		HOME	0-0-0		0-0-0		5-2-0									
5-2-0		0-0-0	0-0-0		AWAY	0-0-0		0-0-0		5-2-0									
4-2-0		0-0-0	0-0-0		NEUTRAL	0-0-0		0-0-0		4-2-0									
RPI	S	Opponent	Score		RPI	S	Opponent	Score		RPI	S	Opponent	Score						
11	A	Texas	0	8	44	N	Texas Tech	0	18			105	A	Texas-Arlington	0	5			
												145	N	Wichita St.	5	8			
												150	A	Sam Houston St.	0	15			
												150	A	Sam Houston St.	0	8			
												186	A	Northwestern St.	0	11			
												213	H	Mississippi Val.	4	3			
												254	N	Alabama St.	6	5			
												262	A	Houston Baptist	0	3			
												262	A	Houston Baptist	1	0			
												262	H	Houston Baptist	3	5			
												262	H	Houston Baptist	7	6			
												263	H	Southern U.	4	3			
												263	H	Southern U.	8	7			
												263	H	Southern U.	9	5			
												266	A	Alcorn St.	6	13			
												266	N	Alcorn St.	2	3			
												278	N	Jackson St.	7	6			
												278	N	Jackson St.	6	8			
												283	A	Grambling	6	3			
												283	A	Grambling	0	6			
												283	A	Grambling	13	5			
					LAST 10 GAMES							287	A	Prairie View	11	1			
					266	N	Alcorn St.	2	3	262	A	Houston Baptist	0	3	287	A	Prairie View	14	0
					278	N	Jackson St.	6	8	262	A	Houston Baptist	1	0	287	A	Prairie View	10	1
					288	H	Ark.-Pine Bluff	9	11	283	A	Grambling	6	3	287	N	Prairie View	13	6
					288	H	Ark.-Pine Bluff	11	10	283	A	Grambling	13	5	288	H	Ark.-Pine Bluff	11	12
					288	H	Ark.-Pine Bluff	11	12	283	A	Grambling	0	6	288	H	Ark.-Pine Bluff	11	10
<hr/>																			
Non-Div. I Games:		Houston-Victoria	1	4	Texas Col.	9	0	Our Lady Of The Lake	2	7	Our Lady Of The Lake	6	4						
		Houston-Victoria	0	8	Our Lady Of The Lake	5	9	Texas Col.	8	0	Our Lady Of The Lake	16	8						

Average RPI Win: 230		WON-LOST	WINNING	LAST 10	STRENGTH OF		OPP. STRENGTH	TEAM	ADJ		CONF.	ADJ CONF.			
Average RPI Loss: 168		RECORD	PCT. RANK	GAMES	SCHEDULE		OF SCHEDULE	RPI	RPI		RPI	RPI			
DIV. I ONLY		9-35-0	.20455	276	1-7-0		243	254	274	.35915	275	29	29		
DIV. I NON-CONF.		6-26-0	.1875	261	1-3-0		131	214	245	.41773	241	29	29		
TOTALS		RPI 1-25	RPI 26-50		W-L RECORDS		RPI 51-100		RPI 101-150		RPI 150+				
9-35-0		0-2-0	0-0-0		OVERALL		1-5-0		0-7-0		8-21-0				
0-2-0		0-0-0	0-0-0		HOME		0-0-0		0-0-0		0-2-0				
2-19-0		0-2-0	0-0-0		AWAY		1-3-0		0-5-0		1-9-0				
7-14-0		0-0-0	0-0-0		NEUTRAL		0-2-0		0-2-0		7-10-0				
6-26-0		0-2-0	0-0-0		NON-CONFERENCE		1-5-0		0-7-0		5-12-0				
0-0-0		0-0-0	0-0-0		HOME		0-0-0		0-0-0		0-0-0				
2-17-0		0-2-0	0-0-		AWAY		1-3-0		0-5-0		1-7-0				
4-9-0		0-0-0	0-0-0		NEUTRAL		0-2-0		0-2-0		4-5-0				
3-9-0		0-0-0	0-0-0		CONFERENCE		0-0-0		0-0-0		3-9-0				
0-2-0		0-0-0	0-0-0		HOME		0-0-0		0-0-0		0-2-0				
0-2-0		0-0-0	0-0-0		AWAY		0-0-0		0-0-0		0-2-0				
3-5-0		0-0-0	0-0-0		NEUTRAL		0-0-0		0-0-0		3-5-0				
RPI S	Opponent	Score		RPI S	Opponent	Score		RPI S	Opponent	Score		RPI S	Opponent	Score	
25 A	Oregon	0	12					54 N	Nebraska	2	10	109 A	A&M-Corpus Christi	3	9
25 A	Oregon	1	7					54 N	Nebraska	0	10	109 A	A&M-Corpus Christi	5	11
								58 A	Oregon St.	3	11	110 A	UNI	6	13
								63 A	Tulsa	7	13	117 N	La.-Monroe	3	4
								63 A	Tulsa	2	1	132 A	Loyola Marymount	2	3
								86 A	Cal St. Northridge	7	9	132 A	Loyola Marymount	4	5
												148 N	Valparaiso	1	9
												158 N	Bucknell	1	9
												158 N	Bucknell	4	7
												168 A	Wisconsin	3	4
												168 A	Wisconsin	2	6
												175 N	Boise St.	1	4
												184 A	San Diego	1	11
												184 A	San Diego	2	4
												190 A	Green Bay	8	1
												190 A	Green Bay	1	9
												190 N	Green Bay	0	5
												211 A	UMKC	4	10
												211 A	UMKC	2	3
												230 N	Dayton	3	2
												259 N	Utah Valley	6	2
												259 N	Utah Valley	7	3
												259 N	Utah Valley	1	9
												259 N	Utah Valley	3	1
												262 N	Houston Baptist	3	4
												262 N	Houston Baptist	3	6
												262 N	Houston Baptist	6	0
Non-Div. I Games:		Minn. St. Moorhead	10	1	Dakota Wesleyan	9	0	Minn. St. Moorhead	6	3	Dakota Wesleyan	6	0	North Dakota	

RPI	S	Opponent	Score	
262	N	Houston Baptist	4	6
272	A	South Dakota	4	7
272	A	South Dakota	3	6
272	H	South Dakota	3	4
272	H	South Dakota	6	8
272	N	South Dakota	2	3
272	N	South Dakota	8	0
272	N	South Dakota	3	1
272	N	South Dakota	2	3

North Dakota

N
o
r
t
h
D
a
k
o
t
a

N
o
r
t
h
D
a
k
o
t
a

[illegible]

Non-Div. I Games:

Norfolk St.

Norfolk St.

Norfolk
S t .

Norfolk St.

Average RPI Win: 214		WON-LOST	WINNING	LAST 10	STRENGTH OF	OPP. STRENGTH	TEAM	ADJ	CONF.	ADJ CONF.			
Average RPI Loss: 173		RECORD	PCT. RANK	GAMES	SCHEDULE	OF SCHEDULE	RPI	RPI	RPI	RPI			
DIV. I ONLY		2-36-0	.05263	286	0-8-0	187	252	277	.33933	277	21	21	
DIV. I NON-CONF.		2-12-0	.14286	275	0-2-0	252	279	280	.34196	280	22	22	
<hr/>													
TOTALS		RPI 1-25		RPI 26-50		W-L RECORDS		RPI 51-100		RPI 101-150		RPI 150+	
2-36-0		0-0-0		0-0-0		OVERALL		0-3-0		0-11-0		2-22-0	
0-16-0		0-0-0		0-0-0		HOME		0-0-0		0-5-0		0-11-0	
1-15-0		0-0-0		0-0-0		AWAY		0-3-0		0-6-0		1-6-0	
1-5-0		0-0-0		0-0-0		NEUTRAL		0-0-0		0-0-0		1-5-0	
2-12-0		0-0-0		0-0-0		NON-CONFERENCE		0-0-0		0-2-0		2-10-0	
0-4-0		0-0-0		0-0-0		HOME		0-0-0		0-2-0		0-2-0	
1-3-0		0-0-0		0-0-		AWAY		0-0-0		0-0-0		1-3-0	
1-5-0		0-0-0		0-0-0		NEUTRAL		0-0-0		0-0-0		1-5-0	
0-24-0		0-0-0		0-0-0		CONFERENCE		0-3-0		0-9-0		0-12-0	
0-12-0		0-0-0		0-0-0		HOME		0-0-0		0-3-0		0-9-0	
0-12-0		0-0-0		0-0-0		AWAY		0-3-0		0-6-0		0-3-0	
0-0-0		0-0-0		0-0-0		NEUTRAL		0-0-0		0-0-0		0-0-0	
RPI	S	Opponent	Score	RPI	S	Opponent	Score	RPI	S	Opponent	Score		
						93 A Cleveland St.	4 12			119 H Central Mich.	0 9		
						93 A Cleveland St.	0 10			119 H Central Mich.	0 8		
						93 A Cleveland St.	0 10			129 A Wright St.	0 13		
										129 A Wright St.	0 10		
										129 A Wright St.	0 17		
										134 A Butler	0 8		
										134 A Butler	1 9		
										134 A Butler	4 6		
										148 H Valparaiso	2 18		
										148 H Valparaiso	1 16		
										148 H Valparaiso	0 10		
										151 H Ill.-Chicago	0 12		
										151 H Ill.-Chicago	3 12		
										151 H Ill.-Chicago	0 14		
										152 N St. Louis	2 8		
										157 A Loyola (IL)	0 19		
										157 A Loyola (IL)	0 4		
										157 A Loyola (IL)	1 9		
										190 H Green Bay	2 13		
										190 H Green Bay	2 5		
										190 H Green Bay	4 16		
										199 A Eastern Mich.	0 8		
										199 A Eastern Mich.	2 10		
										202 A IPFW	0 8		
										202 A IPFW	1 0		
										208 N Fairfield	6 7		
										215 N Indiana St.	0 14		
<hr/>													
Non-Div. I Games:		Mich.-Dearborn		9	2	Wayne St. (MI)		0	4	Wayne St. (MI)		0	6
										Mich.-Dearborn		2	10
										Detroit			

D
e
t
r
o
i
tD
e
t
r
o
i
t

Detroit

Average RPI Win:	274	WON-LOST RECORD	WINNING PCT. RANK	LAST 10 GAMES	STRENGTH OF SCHEDULE	OPP. STRENGTH OF SCHEDULE	TEAM RPI	ADJ RPI	CONF. RPI	ADJ CONF. RPI	
DIV. I ONLY	12-29-0	.29268	252	4-4-0	278	276	278	.33653	278	31	31
DIV. I NON-CONF.	4-15-0	.21053	254	0-0-0	259	213	272	.37916	270	31	31
<hr/>											
TOTALS	RPI 1-25	RPI 26-50		W-L RECORDS		RPI 51-100		RPI 101-150		RPI 150+	
12-29-0	0-0-0	0-3-0		OVERALL		0-1-0		0-4-0		12-21-0	
3-7-0	0-0-0	0-0-0		HOME		0-0-0		0-0-0		3-7-0	
4-11-0	0-0-0	0-3-0		AWAY		0-0-0		0-3-0		4-5-0	
5-11-0	0-0-0	0-0-0		NEUTRAL		0-1-0		0-1-0		5-9-0	
4-15-0	0-0-0	0-3-0		NON-CONFERENCE		0-1-0		0-4-0		4-7-0	
1-2-0	0-0-0	0-0-0		HOME		0-0-0		0-0-0		1-2-0	
1-6-0	0-0-0	0-0-		AWAY		0-0-0		0-3-0		1-0-0	
2-7-0	0-0-0	0-0-0		NEUTRAL		0-1-0		0-1-0		2-5-0	
8-14-0	0-0-0	0-0-0		CONFERENCE		0-0-0		0-0-0		8-14-0	
2-5-0	0-0-0	0-0-0		HOME		0-0-0		0-0-0		2-5-0	
3-5-0	0-0-0	0-0-0		AWAY		0-0-0		0-0-0		3-5-0	
3-4-0	0-0-0	0-0-0		NEUTRAL		0-0-0		0-0-0		3-4-0	
RPI	S	Opponent	Score	RPI	S	Opponent	Score	RPI	S	Opponent	Score
				44	A	Texas Tech	1 12				
				44	A	Texas Tech	2 11				
				44	A	Texas Tech	0 8				
				</							

J a c k s o n s t .

Jackson, S. T.

Jackson St.

Average RPI Win:	219	WON-LOST RECORD	WINNING PCT. RANK	LAST 10 GAMES	STRENGTH OF SCHEDULE	OPP. STRENGTH OF SCHEDULE	TEAM RPI	ADJ RPI	CONF. RPI	ADJ CONF. RPI	
DIV. I ONLY		2-36-0	.05263 286	0-10-0	208	263	279	.32939 279	27	27	
DIV. I NON-CONF.		2-20-0	.09091 282	0-2-0	160	271	274	.36669 274	28	28	
<hr/>											
TOTALS	RPI 1-25	RPI 26-50		W-L RECORDS		RPI 51-100		RPI 101-150		RPI 150+	
2-36-0	0-0-0	0-2-0		OVERALL		0-2-0		0-4-0		2-28-0	
1-15-0	0-0-0	0-2-0		HOME		0-0-0		0-2-0		1-11-0	
0-12-0	0-0-0	0-0-0		AWAY		0-0-0		0-2-0		0-10-0	
1-9-0	0-0-0	0-0-0		NEUTRAL		0-2-0		0-0-0		1-7-0	
<hr/>											
2-20-0	0-0-0	0-2-0		NON-CONFERENCE		0-2-0		0-2-0		2-14-0	
1-7-0	0-0-0	0-2-0		HOME		0-0-0		0-0-0		1-5-0	
0-4-0	0-0-0	0-0-		AWAY		0-0-0		0-2-0		0-2-0	
1-9-0	0-0-0	0-0-0		NEUTRAL		0-2-0		0-0-0		1-7-0	
<hr/>											
0-16-0	0-0-0	0-0-0		CONFERENCE		0-0-0		0-2-0		0-14-0	
0-8-0	0-0-0	0-0-0		HOME		0-0-0		0-2-0		0-6-0	
0-8-0	0-0-0	0-0-0		AWAY		0-0-0		0-0-0		0-8-0	
0-0-0	0-0-0	0-0-0		NEUTRAL		0-0-0		0-0-0		0-0-0	
<hr/>											
RPI S	Opponent	Score	RPI S	Opponent	Score	RPI S	Opponent	Score	RPI S	Opponent	Score
			28 H	Fordham	1 12	79 N	UT Martin	5 14	140 H	Canisius	0 14
			28 H	Fordham	1 21	93 N	Cleveland St.	0 16	140 H	Canisius	1 9
									142 A	Monmouth	0 8
									142 A	Monmouth	2 3
									159 N	Army	2 7
									179 H	Seton Hall	2 3
									179 H	Seton Hall	0 7
									180 A	Iona	0 2
									180 A	Iona	0 11
									190 N	Green Bay	0 5
									190 N	Green Bay	0 5
									197 H	Niagara	7 16
									197 H	Niagara	4 14
									198 N	Florida A&M	3 2
									205 H	Manhattan	0 9
									205 H	Manhattan	0 11
									208 H	Fairfield	1 12
									208 H	Fairfield	4 13
									218 N	Colgate	4 10
									229 N	Hartford	1 3
									236 A	Rider	0 12
									236 A	Rider	0 8
			LAST 10 GAMES						239 H	Lafayette	1 8
			243 A	Siena	0 8	205 H	Manhattan	0 11	239 H	Lafayette	8 4
			243 A	Siena	1 6	265 H	Columbia	5 11	243 A	Siena	1 6
			180 A	Iona	0 11	265 H	Columbia	1 6	243 A	Siena	0 8
			180 A	Iona	0 2	269 A	Marist	1 9	248 N	Brown	1 4
			205 H	Manhattan	0 9	269 A	Marist	3 5			

Non-Div. I Games:

St. Peter's

St. Peter's

Average RPI Win: 284		WON-LOST RECORD		WINNING PCT. RANK		LAST 10 GAMES		STRENGTH OF SCHEDULE		OPP. STRENGTH OF SCHEDULE		TEAM RPI		ADJ RPI		CONF. RPI		ADJ CONF. RPI	
DIV. I ONLY		6-17-0		.26087 261		3-5-0		283		281		280		.31702 280		29		29	
DIV. I NON-CONF.		3-16-0		.15789 271		3-5-0		276		285		284		.31563 284		29		29	
TOTALS		RPI 1-25		RPI 26-50		W-L RECORDS		RPI 51-100		RPI 101-150		RPI 150+							
6-17-0		0-0-0		0-0-0		OVERALL		0-2-0		0-2-0		6-13-0							
5-8-0		0-0-0		0-0-0		HOME		0-2-0		0-0-0		5-6-0							
1-9-0		0-0-0		0-0-0		AWAY		0-0-0		0-2-0		1-7-0							
0-0-0		0-0-0		0-0-0		NEUTRAL		0-0-0		0-0-0		0-0-0							
3-16-0		0-0-0		0-0-0		NON-CONFERENCE		0-2-0		0-2-0		3-12-0							
3-8-0		0-0-0		0-0-0		HOME		0-2-0		0-0-0		3-6-0							
0-8-0		0-0-0		0-0-		AWAY		0-0-0		0-2-0		0-6-0							
0-0-0		0-0-0		0-0-0		NEUTRAL		0-0-0		0-0-0		0-0-0							
3-1-0		0-0-0		0-0-0		CONFERENCE		0-0-0		0-0-0		3-1-0							
2-0-0		0-0-0		0-0-0		HOME		0-0-0		0-0-0		2-0-0							
1-1-0		0-0-0		0-0-0		AWAY		0-0-0		0-0-0		1-1-0							
0-0-0		0-0-0		0-0-0		NEUTRAL		0-0-0		0-0-0		0-0-0							
RPI	S	Opponent	Score		RPI	S	Opponent	Score		RPI	S	Opponent	Score						
							100 H Jacksonville	1	2	141 A Mercer			0	6					
							100 H Jacksonville	0	11	141 A Mercer			0	18					
										198 A Florida A&M			0	6					
										198 A Florida A&M			2	7					
										198 H Florida A&M			3	7					
										198 H Florida A&M			0	6					
										219 H Presbyterian			3	11					
										219 H Presbyterian			0	9					
										221 A N.C. A&T			0	7					
										221 A N.C. A&T			0	2					
										238 H South Dakota St.			0	10					
										254 A Alabama St.			3	9					
										254 A Alabama St.			0	8					
										281 H Winston-Salem			4	1					
										281 H Winston-Salem			3	2					
										285 H South Carolina St.			0	11					
										285 H South Carolina St.			4	1					
										285 H South Carolina St.			2	0					
										285 H South Carolina St.			5	3					
										286 A N.C. Central			3	6					
										286 A N.C. Central			5	4					
LAST 10 GAMES																			
							285 H South Carolina St.	5	3				285 H South Carolina St.	2	0				
							221 A N.C. A&T	0	2				285 H South Carolina St.	4	1				
							221 A N.C. A&T	0	7				285 H South Carolina St.	0	11				
							198 A Florida A&M	0	6				286 A N.C. Central	5	4				
							198 A Florida A&M	2	7				286 A N.C. Central	3	6				
Non-Div. I Games:		Fisher		10	2	Fort Valley St.		10	11	Fisher		7	0	Edward Waters		9	0		
		Armstrong Atlantic		1	9	Brewton Parker		1	2	Findlay		6	2	Findlay		5	4		

S
a
v
a
n
n
a
h
S
t
.

	Savannah St.						Through Games Of Sunday, May 16						
Non-Div. I Games:	Fisher	9	1	Tusculum	2	8	Voorhees	17	0	Fort Valley St.	Savannah St.	5	4
	Fisher	7	0	Tusculum	4	1	Armstrong Atlantic	2	7	Brewton Parker		1	3

S
a
v
a
n
n
a
h
S
t
.

Non-Div. I Games:

Voorhees

23 2

Clark Atlanta

12 2

Savannah St.

S
a
v
a
n
n
a
h
S
t
.

S
a
v
a
n
n
a
h
S
t
.

Average RPI Win: 271		WON-LOST	WINNING	LAST 10	STRENGTH OF		OPP. STRENGTH	TEAM	ADJ		CONF.	ADJ CONF.
Average RPI Loss: 215		RECORD	PCT. RANK	GAMES	SCHEDULE		OF SCHEDULE	RPI	RPI		RPI	RPI
DIV. I ONLY		9-27-0	.25	263	3-7-0		286	282	281		29	29
DIV. I NON-CONF.		6-24-0	.2	257	3-7-0		280	286	282		29	29
TOTALS		RPI 1-25	RPI 26-50		W-L RECORDS		RPI 51-100		RPI 101-150		RPI 150+	
9-27-0		0-0-0	0-0-0		OVERALL		0-2-0		0-3-0		9-22-0	
5-11-0		0-0-0	0-0-0		HOME		0-0-0		0-3-0		5-8-0	
4-13-0		0-0-0	0-0-0		AWAY		0-0-0		0-0-0		4-13-0	
0-3-0		0-0-0	0-0-0		NEUTRAL		0-2-0		0-0-0		0-1-0	
6-24-0		0-0-0	0-0-0		NON-CONFERENCE		0-2-0		0-3-0		6-19-0	
4-10-0		0-0-0	0-0-0		HOME		0-0-0		0-3-0		4-7-0	
2-11-0		0-0-0	0-0-		AWAY		0-0-0		0-0-0		2-11-0	
0-3-0		0-0-0	0-0-0		NEUTRAL		0-2-0		0-0-0		0-1-0	
3-3-0		0-0-0	0-0-0		CONFERENCE		0-0-0		0-0-0		3-3-0	
1-1-0		0-0-0	0-0-0		HOME		0-0-0		0-0-0		1-1-0	
2-2-0		0-0-0	0-0-0		AWAY		0-0-0		0-0-0		2-2-0	
0-0-0		0-0-0	0-0-0		NEUTRAL		0-0-0		0-0-0		0-0-0	
RPI S	Opponent	Score	RPI S	Opponent	Score	RPI S	Opponent	Score	RPI S	Opponent	Score	
						64 N	S.C. Upstate	0 8	149 H	Bethune-Cookman	2 4	
						88 N	Towson	1 9	149 H	Bethune-Cookman	2 5	
									149 H	Bethune-Cookman	0 6	
									155 H	Campbell	0 8	
									155 H	Campbell	1 8	
									192 A	Gardner-Webb	0 1	
									192 A	Gardner-Webb	0 8	
									198 A	Florida A&M	0 3	
									198 A	Florida A&M	2 4	
									198 A	Florida A&M	0 5	
									221 A	N.C. A&T	0 5	
									221 A	N.C. A&T	5 2	
									221 A	N.C. A&T	0 2	
									227 H	Howard	7 3	
									227 H	Howard	1 5	
									228 N	Eastern Ky.	0 8	
									260 A	Western Caro.	7 11	
									260 A	Western Caro.	2 8	
									270 H	Hampton	3 12	
									270 H	Hampton	1 7	
									276 A	Norfolk St.	4 12	
									276 A	Norfolk St.	2 1	
									276 A	Norfolk St.	7 8	
									280 A	Savannah St.	2 3	
									280 A	Savannah St.	1 4	
									284 H	Morgan St.	5 1	
									284 H	Morgan St.	5 9	
LAST 10 GAMES												
276 A	Norfolk St.	2 1	285 H	South Carolina St.	7 5	276 A	Norfolk St.	7 8	276 A	Norfolk St.	7 8	
276 A	Norfolk St.	4 12	192 A	Gardner-Webb	0 1	276 A	Norfolk St.	7 8	280 A	Savannah St.	2 3	
276 A	Norfolk St.	7 8	192 A	Gardner-Webb	0 8	276 A	Norfolk St.	7 8	280 A	Savannah St.	1 4	
285 H	South Carolina St.	11 0	260 A	Western Caro.	7 11	276 A	Norfolk St.	7 8	284 H	Morgan St.	5 1	
285 H	South Carolina St.	1 3	260 A	Western Caro.	2 8	276 A	Norfolk St.	7 8	284 H	Morgan St.	5 9	

Non-Div. I Games:

Winston-Salem

RPI	S	Opponent	Score	
285	H	South Carolina St.	7	5
285	H	South Carolina St.	11	0
285	H	South Carolina St.	1	3
286	A	N.C. Central	5	1
286	A	N.C. Central	13	4
286	H	N.C. Central	5	7
286	H	N.C. Central	10	1

Winston-Salem

W
i
n
s
t
o
n
-
S
a
l
e
m

W
i
n
s
t
o
n
-
S
a
l
e
m

Average RPI Win: 266		WON-LOST RECORD		WINNING PCT. RANK		LAST 10 GAMES		STRENGTH OF SCHEDULE		OPP. STRENGTH OF SCHEDULE		TEAM RPI		ADJ RPI		CONF. RPI		ADJ CONF. RPI	
DIV. I ONLY		2-48-0		.04 289		1-9-0		269		218		284		.29755 282		28		28	
DIV. I NON-CONF.		0-27-0		0 286		0-2-0		244		112		283		.34084 281		23		23	
TOTALS		RPI 1-25		RPI 26-50		W-L RECORDS		RPI 51-100		RPI 101-150		RPI 150+							
2-48-0		0-2-0		0-0-0		OVERALL		0-4-0		0-9-0		2-33-0							
1-13-0		0-0-0		0-0-0		HOME		0-0-0		0-2-0		1-11-0							
1-23-0		0-0-0		0-0-0		AWAY		0-3-0		0-4-0		1-16-0							
0-12-0		0-2-0		0-0-0		NEUTRAL		0-1-0		0-3-0		0-6-0							
0-27-0		0-2-0		0-0-0		NON-CONFERENCE		0-4-0		0-9-0		0-12-0							
0-2-0		0-0-0		0-0-0		HOME		0-0-0		0-2-0		0-0-0							
0-14-0		0-0-0		0-0-		AWAY		0-3-0		0-4-0		0-7-0							
0-11-0		0-2-0		0-0-0		NEUTRAL		0-1-0		0-3-0		0-5-0							
2-21-0		0-0-0		0-0-0		CONFERENCE		0-0-0		0-0-0		2-21-0							
1-11-0		0-0-0		0-0-0		HOME		0-0-0		0-0-0		1-11-0							
1-9-0		0-0-0		0-0-0		AWAY		0-0-0		0-0-0		1-9-0							
0-1-0		0-0-0		0-0-0		NEUTRAL		0-0-0		0-0-0		0-1-0							
RPI	S	Opponent		Score		RPI	S	Opponent		Score		RPI	S	Opponent		Score			
13	N	California		2	10							102	N	San Jose St.		1	12		
17	N	Tennessee		2	21							75	A	UTEP		0	9		
												75	A	UTEP		0	13		
												93	N	Cleveland St.		6	11		
												120	H	Utah		1	2		
												120	H	Utah		4	10		
												127	A	New Mexico St.		3	13		
												127	N	New Mexico St.		0	8		
												139	A	Nevada		5	10		
												139	A	Nevada		1	12		
												139	A	Nevada		0	8		
												161	H	Portland St.		3	6		
												161	H	Portland St.		1	11		
												161	H	Portland St.		6	14		
												161	H	Portland St.		2	3		
												165	A	St. Mary's (CA)		0	6		
												165	A	St. Mary's (CA)		0	7		
												165	N	St. Mary's (CA)		5	10		
												175	A	Boise St.		7	10		
												175	A	Boise St.		1	16		
												175	A	Boise St.		2	11		
												175	A	Boise St.		0	11		
												177	A	Utah St.		1	11		
												177	A	Utah St.		3	9		
												188	N	New Mexico		1	8		
												196	A	Minnesota		4	5		
												196	N	Minnesota		4	14		
												200	N	Bradley		3	5		
												235	A	Northern Colo.		0	8		
LAST 10 GAMES																			
				273	H	Idaho St.	8 2			161	H	Portland St.	6 14						
				273	H	Idaho St.	2 8			161	H	Portland St.	1 11						
				273	H	Idaho St.	1 5			161	H	Portland St.	3 6						
				273	H	Idaho St.	0 8			177	A	Utah St.	3 9						
				161	H	Portland St.	2 3			177	A	Utah St.	1 11						

Non-Div. I Games:

Weber St.

W
e
b
e
r
s
t
.

Webb.

Weber St.

Average RPI Win: 282		WON-LOST	WINNING	LAST 10	STRENGTH OF		OPP. STRENGTH	TEAM	ADJ		CONF.	ADJ CONF.
Average RPI Loss: 231		RECORD	PCT. RANK	GAMES	SCHEDULE		OF SCHEDULE	RPI	RPI		RPI	RPI
DIV. I ONLY		8-25-0	.24242	266	6-4-0		285	286	282		31	31
DIV. I NON-CONF.		0-10-0	0	286	0-1-0		267	234	287		31	31
TOTALS		RPI 1-25	RPI 26-50		W-L RECORDS		RPI 51-100		RPI 101-150		RPI 150+	
8-25-0		0-0-0	0-0-0		OVERALL		0-1-0		0-2-0		8-22-0	
1-10-0		0-0-0	0-0-0		HOME		0-0-0		0-0-0		1-10-0	
6-8-0		0-0-0	0-0-0		AWAY		0-0-0		0-2-0		6-6-0	
1-7-0		0-0-0	0-0-0		NEUTRAL		0-1-0		0-0-0		1-6-0	
0-10-0		0-0-0	0-0-0		NON-CONFERENCE		0-1-0		0-2-0		0-7-0	
0-2-0		0-0-0	0-0-0		HOME		0-0-0		0-0-0		0-2-0	
0-6-0		0-0-0	0-0-		AWAY		0-0-0		0-2-0		0-4-0	
0-2-0		0-0-0	0-0-0		NEUTRAL		0-1-0		0-0-0		0-1-0	
8-15-0		0-0-0	0-0-0		CONFERENCE		0-0-0		0-0-0		8-15-0	
1-8-0		0-0-0	0-0-0		HOME		0-0-0		0-0-0		1-8-0	
6-2-0		0-0-0	0-0-0		AWAY		0-0-0		0-0-0		6-2-0	
1-5-0		0-0-0	0-0-0		NEUTRAL		0-0-0		0-0-0		1-5-0	
RPI S	Opponent	Score	RPI S	Opponent	Score	RPI S	Opponent	Score	RPI S	Opponent	Score	
						79 N	UT Martin	0 9	114 A	Louisiana Tech	0 7	
									117 A	La.-Monroe	0 8	
									152 N	St. Louis	0 1	
									186 A	Northwestern St.	0 11	
									186 A	Northwestern St.	1 4	
									213 A	Mississippi Val.	0 8	
									213 N	Mississippi Val.	6 8	
									237 A	Southeastern La.	2 6	
									237 H	Southeastern La.	4 5	
									254 N	Alabama St.	2 3	
									263 H	Southern U.	1 9	
									263 H	Southern U.	2 13	
									263 H	Southern U.	2 9	
									264 A	Centenary (LA)	3 11	
									264 H	Centenary (LA)	1 10	
									266 A	Alcorn St.	5 4	
									266 H	Alcorn St.	1 2	
									266 N	Alcorn St.	1 13	
									266 N	Alcorn St.	2 11	
									274 H	Texas Southern	6 0	
									274 H	Texas Southern	3 6	
									274 H	Texas Southern	5 13	
									278 H	Jackson St.	0 9	
									278 N	Jackson St.	5 4	
									278 N	Jackson St.	2 3	
									287 A	Prairie View	3 4	
									287 A	Prairie View	9 4	
Non-Div. I Games:		Texas Col.	15 0	Belhaven	0 11	Texas Col.		13 1	Belhaven		0 8	
		Texas Col.	6 0	Texas Col.	8 0				Grambling			

RPI	S	Opponent	Score	
287	A	Prairie View	10	0
288	A	Ark.-Pine Bluff	5	4
288	A	Ark.-Pine Bluff	4	0
288	A	Ark.-Pine Bluff	6	5
289	H	Alabama A&M	8	9

Grambling

G
r
a
m
b
l
i
n
g

G
r
a
m
b
l
i
n
g

Average RPI Win: 287		WON-LOST	WINNING		LAST 10	STRENGTH OF		OPP. STRENGTH	TEAM	ADJ	CONF.	ADJ CONF.				
Average RPI Loss: 238		RECORD	PCT. RANK		GAMES	SCHEDULE		OF SCHEDULE	RPI	RPI	RPI	RPI				
DIV. I ONLY		7-26-0	.21212	274	3-7-0	288		288	287	.27989	284	30	30			
DIV. I NON-CONF.		3-13-0	.1875	261	0-0-0	288		290	286	.30972	285	30	30			
TOTALS		RPI 1-25		RPI 26-50		W-L RECORDS		RPI 51-100		RPI 101-150		RPI 150+				
7-26-0		0-0-0		0-0-0		OVERALL		0-0-0		0-1-0		7-25-0				
0-3-0		0-0-0		0-0-0		HOME		0-0-0		0-0-0		0-3-0				
7-14-0		0-0-0		0-0-0		AWAY		0-0-0		0-1-0		7-13-0				
0-9-0		0-0-0		0-0-0		NEUTRAL		0-0-0		0-0-0		0-9-0				
3-13-0		0-0-0		0-0-0		NON-CONFERENCE		0-0-0		0-1-0		3-12-0				
0-0-0		0-0-0		0-0-0		HOME		0-0-0		0-0-0		0-0-0				
3-7-0		0-0-0		0-0-		AWAY		0-0-0		0-1-0		3-6-0				
0-6-0		0-0-0		0-0-0		NEUTRAL		0-0-0		0-0-0		0-6-0				
4-13-0		0-0-0		0-0-0		CONFERENCE		0-0-0		0-0-0		4-13-0				
0-3-0		0-0-0		0-0-0		HOME		0-0-0		0-0-0		0-3-0				
4-7-0		0-0-0		0-0-0		AWAY		0-0-0		0-0-0		4-7-0				
0-3-0		0-0-0		0-0-0		NEUTRAL		0-0-0		0-0-0		0-3-0				
RPI	S	Opponent	Score	RPI	S	Opponent	Score	RPI	S	Opponent	Score	RPI	S	Opponent	Score	
										111 A	Winthrop	0		14		
										170 A	UMBC	2		10		
										202 N	IPFW	0		9		
										223 A	George Mason	1		5		
										223 A	George Mason	3		4		
										223 A	George Mason	0		6		
										223 A	George Mason	0		8		
										227 H	Howard	0		3		
										227 H	Howard	5		13		
										227 H	Howard	2		6		
										234 A	Delaware St.	3		5		
										234 A	Delaware St.	2		10		
										234 A	Delaware St.	1		9		
										243 N	Siena	2		3		
										243 N	Siena	1		5		
										248 N	Brown	8		9		
										255 N	Fairleigh Dickinson	1		9		
										255 N	Fairleigh Dickinson	4		6		
										268 A	Coppin St.	0		8		
										268 A	Coppin St.	0		8		
										268 A	Coppin St.	2		10		
						LAST 10 GAMES				270 N	Hampton	9		17		
						234 A	Delaware St.	2		10	227 H	Howard	2		6	
						234 A	Delaware St.	3		5	290 A	Md.-East. Shore	14		13	
						234 A	Delaware St.	1		9	290 A	Md.-East. Shore	11		2	
						227 H	Howard	0		3	290 A	Md.-East. Shore	9		0	
						227 H	Howard	5		13	270 N	Hampton	7		9	
											285 A	South Carolina St.	12		4	

Non-Div. I Games:

Morgan St.

M
o
r
g
a
n
s
t
.

M
o
r
g
a
n
s
t
.

Morgan St.

Average RPI Win: 253		WON-LOST	WINNING	LAST 10	STRENGTH OF		OPP. STRENGTH	TEAM	ADJ		CONF.	ADJ CONF.	
Average RPI Loss: 222		RECORD	PCT. RANK	GAMES	SCHEDULE		OF SCHEDULE	RPI	RPI		RPI	RPI	
DIV. I ONLY		8-39-0	.17021	280	2-8-0		276	283	283	.27853	285	30	30
DIV. I NON-CONF.		3-22-0	.12	279	1-3-0		290	287	289	.25086	290	30	30
TOTALS		RPI 1-25	RPI 26-50		W-L RECORDS		RPI 51-100		RPI 101-150		RPI 150+		
8-39-0		0-0-0	0-0-0		OVERALL		0-0-0		1-4-0		7-35-0		
4-23-0		0-0-0	0-0-0		HOME		0-0-0		0-2-0		4-21-0		
3-12-0		0-0-0	0-0-0		AWAY		0-0-0		1-2-0		2-10-0		
1-4-0		0-0-0	0-0-0		NEUTRAL		0-0-0		0-0-0		1-4-0		
3-22-0		0-0-0	0-0-0		NON-CONFERENCE		0-0-0		0-2-0		3-20-0		
1-11-0		0-0-0	0-0-0		HOME		0-0-0		0-2-0		1-9-0		
2-10-0		0-0-0	0-0-		AWAY		0-0-0		0-0-0		2-10-0		
0-1-0		0-0-0	0-0-0		NEUTRAL		0-0-0		0-0-0		0-1-0		
5-17-0		0-0-0	0-0-0		CONFERENCE		0-0-0		1-2-0		4-15-0		
3-12-0		0-0-0	0-0-0		HOME		0-0-0		0-0-0		3-12-0		
1-2-0		0-0-0	0-0-0		AWAY		0-0-0		1-2-0		0-0-0		
1-3-0		0-0-0	0-0-0		NEUTRAL		0-0-0		0-0-0		1-3-0		
RPI	S	Opponent	Score	RPI	S	Opponent	Score	RPI	S	Opponent	Score		
										126	H Charleston So.	1	10
										126	H Charleston So.	1	20
										149	A Bethune-Cookman	2	11
										149	A Bethune-Cookman	5	9
										149	A Bethune-Cookman	4	2
										162	A Furman	2	13
										162	A Furman	5	11
										192	H Gardner-Webb	0	8
										192	H Gardner-Webb	3	8
										198	H Florida A&M	1	9
										198	H Florida A&M	0	9
										198	H Florida A&M	0	8
										203	H Col. of Charleston	1	12
										203	H Col. of Charleston	0	8
										219	A Presbyterian	0	8
										219	A Presbyterian	1	7
										219	H Presbyterian	1	3
										219	H Presbyterian	1	9
										221	H N.C. A&T	0	9
										221	H N.C. A&T	0	9
										221	H N.C. A&T	4	7
										221	N N.C. A&T	0	8
										227	H Howard	0	10
										227	H Howard	1	13
										227	H Howard	1	9
										227	H Howard	6	12
										227	N Howard	6	10
Non-Div. I Games:		Lander	0	3	Lander	2	4	Lander	1	6	Lander	4	3
		Barton	3	8								South Carolina St.	

RPI	S	Opponent	Score	
227	N	Howard	5	0
234	N	Delaware St.	3	17
251	H	Youngstown St.	6	4
251	H	Youngstown St.	0	12
257	H	Oakland	7	12
257	H	Oakland	2	8
260	N	Western Caro.	0	10
276	H	Norfolk St.	8	3
276	H	Norfolk St.	6	3
276	H	Norfolk St.	2	6
280	A	Savannah St.	1	4
280	A	Savannah St.	11	0
280	A	Savannah St.	0	2
280	A	Savannah St.	3	5
281	A	Winston-Salem	0	11
281	A	Winston-Salem	5	7
281	A	Winston-Salem	3	1
284	H	Morgan St.	7	6
284	H	Morgan St.	4	12
286	A	N.C. Central	9	10

South Carolina St.
a
S
t
.

S
o
u
t
h
C
a
r
o
l
i
n
a
S
t
.

Average RPI Win:		278	WON-LOST RECORD		WINNING PCT. RANK		LAST 10 GAMES		STRENGTH OF SCHEDULE		OPP. STRENGTH OF SCHEDULE		TEAM RPI		ADJ RPI		CONF. RPI		ADJ CONF. RPI	
DIV. I ONLY			5-36-0		.12195 285		1-9-0		279		279		288		.2667 286		29		29	
DIV. I NON-CONF.			3-32-0		.08571 283		0-6-0		277		282		285		.28514 287		29		29	
TOTALS		RPI 1-25		RPI 26-50		W-L RECORDS		RPI 51-100		RPI 101-150		RPI 150+								
5-36-0		0-0-0		0-5-0		OVERALL		0-1-0		0-0-0		5-30-0								
3-18-0		0-0-0		0-2-0		HOME		0-0-0		0-0-0		3-16-0								
2-14-0		0-0-0		0-3-0		AWAY		0-1-0		0-0-0		2-10-0								
0-4-0		0-0-0		0-0-0		NEUTRAL		0-0-0		0-0-0		0-4-0								
3-32-0		0-0-0		0-5-0		NON-CONFERENCE		0-1-0		0-0-0		3-26-0								
2-15-0		0-0-0		0-2-0		HOME		0-0-0		0-0-0		2-13-0								
1-13-0		0-0-0		0-0-		AWAY		0-1-0		0-0-0		1-9-0								
0-4-0		0-0-0		0-0-0		NEUTRAL		0-0-0		0-0-0		0-4-0								
2-4-0		0-0-0		0-0-0		CONFERENCE		0-0-0		0-0-0		2-4-0								
1-3-0		0-0-0		0-0-0		HOME		0-0-0		0-0-0		1-3-0								
1-1-0		0-0-0		0-0-0		AWAY		0-0-0		0-0-0		1-1-0								
0-0-0		0-0-0		0-0-0		NEUTRAL		0-0-0		0-0-0		0-0-0								
RPI	S	Opponent	Score	RPI	S	Opponent	Score	RPI	S	Opponent	Score	RPI	S	Opponent	Score					
				35	H	East Carolina	0 10	60	A	North Carolina St.	1 24	155	H	Campbell	2 11					
				35	H	East Carolina	0 17					155	H	Campbell	2 11					
				44	A	Texas Tech	0 14					162	H	Furman	0 4					
				44	A	Texas Tech	1 24					162	H	Furman	2 8					
				44	A	Texas Tech	0 11					194	H	East Tenn. St.	5 18					
												194	H	East Tenn. St.	1 17					
												218	N	Colgate	5 7					
												220	H	Mt. St. Mary's	0 12					
												220	H	Mt. St. Mary's	0 9					
												221	A	N.C. A&T	0 9					
												221	A	N.C. A&T	0 7					
												227	N	Howard	1 13					
												234	H	Delaware St.	11 15					
												234	H	Delaware St.	0 6					
												250	A	UNC Wilmington	0 8					
												250	A	UNC Wilmington	0 10					
												260	A	Western Caro.	4 11					
												270	A	Hampton	2 4					
												270	A	Hampton	5 1					
												276	A	Norfolk St.	1 7					
												276	A	Norfolk St.	3 7					
												276	H	Norfolk St.	10 9					
												276	H	Norfolk St.	0 10					
												278	A	Jackson St.	1 9					
												278	N	Jackson St.	0 7					
												280	H	Savannah St.	6 3					
												280	H	Savannah St.	4 5					
												280	H	Savannah St.	4 5					
Non-Div. I Games:		St. Paul's		12	1	St. Paul's		12	7	Barton		3	5	N.C. Central						

N.C. Central

Average RPI Win: 286		WON-LOST RECORD		WINNING PCT. RANK		LAST 10 GAMES		STRENGTH OF SCHEDULE		OPP. STRENGTH OF SCHEDULE		TEAM RPI		ADJ RPI		CONF. RPI		ADJ CONF. RPI	
DIV. I ONLY		2-36-0		.05263 286		1-9-0		270		274		286		.2666 287		31		31	
DIV. I NON-CONF.		0-21-0		0 286		0-3-0		187		159		278		.3491 279		31		31	
TOTALS		RPI 1-25		RPI 26-50		W-L RECORDS		RPI 51-100		RPI 101-150		RPI 150+							
2-36-0		0-2-0		0-2-0		OVERALL		0-2-0		0-7-0		2-23-0							
1-10-0		0-0-0		0-0-0		HOME		0-0-0		0-2-0		1-8-0							
1-19-0		0-2-0		0-2-0		AWAY		0-2-0		0-3-0		1-10-0							
0-7-0		0-0-0		0-0-0		NEUTRAL		0-0-0		0-2-0		0-5-0							
0-21-0		0-2-0		0-2-0		NON-CONFERENCE		0-2-0		0-7-0		0-8-0							
0-4-0		0-0-0		0-0-0		HOME		0-0-0		0-2-0		0-2-0							
0-13-0		0-2-0		0-0-		AWAY		0-2-0		0-3-0		0-4-0							
0-4-0		0-0-0		0-0-0		NEUTRAL		0-0-0		0-2-0		0-2-0							
2-15-0		0-0-0		0-0-0		CONFERENCE		0-0-0		0-0-0		2-15-0							
1-6-0		0-0-0		0-0-0		HOME		0-0-0		0-0-0		1-6-0							
1-6-0		0-0-0		0-0-0		AWAY		0-0-0		0-0-0		1-6-0							
0-3-0		0-0-0		0-0-0		NEUTRAL		0-0-0		0-0-0		0-3-0							
RPI	S	Opponent		Score		RPI	S	Opponent		Score		RPI	S	Opponent		Score			
18	A	Oklahoma St.		1	12	49	A	Houston		0	20	59	A	Baylor		0	14		
18	A	Oklahoma St.		0	10	49	A	Houston		0	10	59	A	Baylor		0	10		
												105	A	Texas-Arlington		0	9		
												109	A	A&M-Corpus Christi		0	4		
												109	A	A&M-Corpus Christi		0	17		
												109	H	A&M-Corpus Christi		2	12		
												109	H	A&M-Corpus Christi		8	16		
												123	N	Rutgers		2	12		
												145	N	Wichita St.		0	11		
												168	N	Wisconsin		1	13		
												168	N	Wisconsin		2	10		
												186	A	Northwestern St.		0	13		
												186	A	Northwestern St.		2	13		
												254	N	Alabama St.		3	12		
												262	A	Houston Baptist		0	1		
												262	A	Houston Baptist		0	9		
												262	H	Houston Baptist		0	3		
												262	H	Houston Baptist		1	18		
												263	A	Southern U.		2	5		
												263	A	Southern U.		7	9		
												263	A	Southern U.		0	10		
												266	H	Alcorn St.		0	9		
274	H	Texas Southern		1	10														
274	H	Texas Southern		0	14														
274	H	Texas Southern		1	11														
274	N	Texas Southern		6	13														
278	N	Jackson St.		0	8														
283	H	Grambling		0	10														
283	H	Grambling		4	9														
283	H	Grambling		0	10														
283	H	Grambling		4	3														
266	H	Alcorn St.		0	9														
263	A	Southern U.		7	9														
263	A	Southern U.		0	10														
263	A	Southern U.		2	5														
109	H	A&M-Corpus Christi		8	16														
109	H	A&M-Corpus Christi		2	12														
109	A	A&M-Corpus Christi		0	17														

RPI	S	Opponent	Score	
283	H	Grambling	4	3
288	A	Ark.-Pine Bluff	1	7
288	A	Ark.-Pine Bluff	2	3
288	A	Ark.-Pine Bluff	4	12
289	A	Alabama A&M	13	2

Average RPI Win:	283	WON-LOST RECORD	WINNING PCT. RANK	LAST 10 GAMES	STRENGTH OF SCHEDULE	OPP. STRENGTH OF SCHEDULE	TEAM RPI	ADJ RPI	CONF. RPI	ADJ CONF. RPI		
Average RPI Loss:	248											
DIV. I ONLY	6-17-0	.26087	261	2-6-0	290	289	285	.26151	288	31	31	
DIV. I NON-CONF.	0-4-0	0	286	0-0-0	272	242	288	.28299	288	31	31	
<hr/>												
TOTALS	RPI 1-25	RPI 26-50		W-L RECORDS		RPI 51-100		RPI 101-150		RPI 150+		
6-17-0	0-0-0	0-0-0		OVERALL		0-0-0		0-0-0		6-17-0		
3-6-0	0-0-0	0-0-0		HOME		0-0-0		0-0-0		3-6-0		
3-9-0	0-0-0	0-0-0		AWAY		0-0-0		0-0-0		3-9-0		
0-2-0	0-0-0	0-0-0		NEUTRAL		0-0-0		0-0-0		0-2-0		
0-4-0	0-0-0	0-0-0		NON-CONFERENCE		0-0-0		0-0-0		0-4-0		
0-2-0	0-0-0	0-0-0		HOME		0-0-0		0-0-0		0-2-0		
0-2-0	0-0-0	0-0-		AWAY		0-0-0		0-0-0		0-2-0		
0-0-0	0-0-0	0-0-0		NEUTRAL		0-0-0		0-0-0		0-0-0		
6-13-0	0-0-0	0-0-0		CONFERENCE		0-0-0		0-0-0		6-13-0		
3-4-0	0-0-0	0-0-0		HOME		0-0-0		0-0-0		3-4-0		
3-7-0	0-0-0	0-0-0		AWAY		0-0-0		0-0-0		3-7-0		
0-2-0	0-0-0	0-0-0		NEUTRAL		0-0-0		0-0-0		0-2-0		
RPI	S	Opponent	Score	RPI	S	Opponent	Score	RPI	S	Opponent	Score	
								204	A	Central Ark.	1	4
								204	A	Central Ark.	0	9
								204	H	Central Ark.	0	8
								204	H	Central Ark.	0	18
								213	A	Mississippi Val.	1	6
								213	A	Mississippi Val.	8	14
								254	N	Alabama St.	0	4
								263	A	Southern U.	4	7
								263	A	Southern U.	1	6
								263	A	Southern U.	4	9
								263	A	Southern U.	1	9
								266	N	Alcorn St.	7	8
								274	A	Texas Southern	10	11
								274	A	Texas Southern	11	9
								274	A	Texas Southern	12	11
								278	H	Jackson St.	0	1
								283	H	Grambling	4	5
								283	H	Grambling	5	6
								283	H	Grambling	0	4
								287	H	Prairie View	12	4
287	H	Prairie View	3	2								
LAST 10 GAMES								287	H	Prairie View	7	1
								289	A	Alabama A&M	5	3
263	A	Southern U.	4	9	278	H	Jackson St.	0	1			
213	A	Mississippi Val.	1	6	283	H	Grambling	4	5			
274	A	Texas Southern	11	9	283	H	Grambling	5	6			
274	A	Texas Southern	10	11	283	H	Grambling	0	4			
274	A	Texas Southern	12	11	263	A	Southern U.	4	7			
Non-Div. I Games:												
Central Baptist	2	6	Ouachita Baptist	0	4	Central Baptist	2	15	Ark.-Monticello	1	13	
Ouachita Baptist	3	11	Lyon	5	7	Ark.-Monticello	0	14	Southwest Baptist	7	10	

A
r
k
.
-
P
i
n
e
B
l
u
f
f

Ark.-Pine Bluff				Through Games Of Sunday, May 16							
Non-Div. I Games:	Southwest Baptist	0	8	Ouachita Baptist	0	7	Ouachita Baptist	3	16	Lyon	Ark.-Pine Bluff

A
r
k
.
-
P
i
n
e
B
l
u
f
f

Average RPI Win: 280		WON-LOST RECORD		WINNING PCT. RANK		LAST 10 GAMES		STRENGTH OF SCHEDULE		OPP. STRENGTH OF SCHEDULE		TEAM RPI		ADJ RPI		CONF. RPI		ADJ CONF. RPI					
Average RPI Loss: 246																							
DIV. I ONLY		3-20-0		.13043 284		0-6-0		287		285		289		.25393 289		31		31					
DIV. I NON-CONF.		0-6-0		0 286		0-0-0		289		270		290		.25513 289		31		31					
TOTALS		RPI 1-25		RPI 26-50		W-L RECORDS		RPI 51-100		RPI 101-150		RPI 150+											
3-20-0		0-0-0		0-0-0		OVERALL		0-0-0		0-1-0		3-19-0											
0-8-0		0-0-0		0-0-0		HOME		0-0-0		0-0-0		0-8-0											
3-8-0		0-0-0		0-0-0		AWAY		0-0-0		0-0-0		3-8-0											
0-4-0		0-0-0		0-0-0		NEUTRAL		0-0-0		0-1-0		0-3-0											
0-6-0		0-0-0		0-0-0		NON-CONFERENCE		0-0-0		0-1-0		0-5-0											
0-0-0		0-0-0		0-0-0		HOME		0-0-0		0-0-0		0-0-0											
0-4-0		0-0-0		0-0-		AWAY		0-0-0		0-0-0		0-4-0											
0-2-0		0-0-0		0-0-0		NEUTRAL		0-0-0		0-1-0		0-1-0											
3-14-0		0-0-0		0-0-0		CONFERENCE		0-0-0		0-0-0		3-14-0											
0-8-0		0-0-0		0-0-0		HOME		0-0-0		0-0-0		0-8-0											
3-4-0		0-0-0		0-0-0		AWAY		0-0-0		0-0-0		3-4-0											
0-2-0		0-0-0		0-0-0		NEUTRAL		0-0-0		0-0-0		0-2-0											
RPI	S	Opponent		Score		RPI	S	Opponent		Score		RPI	S	Opponent		Score		RPI	S	Opponent		Score	

Non-Div. I Games:

Fort Valley St.

2

3

Albany St. (GA)

3

4

Alabama A&M

A
l
a
b
a
m
a
A
&
M

A
l
a
b
a
m
a
A
&
M

Average RPI Win:	286	WON-LOST RECORD	WINNING PCT. RANK	LAST 10 GAMES	STRENGTH OF SCHEDULE	OPP. STRENGTH OF SCHEDULE	TEAM RPI	ADJ RPI	CONF. RPI	ADJ CONF. RPI												
Average RPI Loss:	250																					
DIV. I ONLY		1-33-0	.02941	290	0-10-0	284	290	290	.22044	290	30	30										
DIV. I NON-CONF.		1-4-0	.2	257	0-0-0	266	288	279	.3621	277	30	30										
<hr/>																						
TOTALS	RPI 1-25	RPI 26-50		W-L RECORDS		RPI 51-100		RPI 101-150		RPI 150+												
1-33-0	0-0-0	0-0-0		OVERALL		0-0-0		0-1-0		1-32-0												
0-17-0	0-0-0	0-0-0		HOME		0-0-0		0-0-0		0-17-0												
0-11-0	0-0-0	0-0-0		AWAY		0-0-0		0-0-0		0-11-0												
1-5-0	0-0-0	0-0-0		NEUTRAL		0-0-0		0-1-0		1-4-0												
<hr/>																						
1-4-0	0-0-0	0-0-0		NON-CONFERENCE		0-0-0		0-1-0		1-3-0												
0-0-0	0-0-0	0-0-0		HOME		0-0-0		0-0-0		0-0-0												
0-2-0	0-0-0	0-0-		AWAY		0-0-0		0-0-0		0-2-0												
1-2-0	0-0-0	0-0-0		NEUTRAL		0-0-0		0-1-0		1-1-0												
<hr/>																						
0-29-0	0-0-0	0-0-0		CONFERENCE		0-0-0		0-0-0		0-29-0												
0-17-0	0-0-0	0-0-0		HOME		0-0-0		0-0-0		0-17-0												
0-9-0	0-0-0	0-0-0		AWAY		0-0-0		0-0-0		0-9-0												
0-3-0	0-0-0	0-0-0		NEUTRAL		0-0-0		0-0-0		0-3-0												
<hr/>																						
RPI	S	Opponent	Score	RPI	S	Opponent	Score	RPI	S	Opponent	Score											
								128	N	Appalachian St.	6	14										
								218	N	Colgate	0	9										
								221	A	N.C. A&T	0	14										
								223	A	George Mason	0	8										
								223	A	George Mason	0	8										
								227	H	Howard	3	11										
								227	H	Howard	0	10										
								227	H	Howard	0	7										
								227	N	Howard	0	16										
								234	A	Delaware St.	1	9										
								234	A	Delaware St.	1	11										
								234	A	Delaware St.	0	3										
								234	H	Delaware St.	6	14										
								234	H	Delaware St.	0	13										
								234	H	Delaware St.	1	9										
								268	H	Coppin St.	0	8										
								268	H	Coppin St.	2	10										
								268	H	Coppin St.	0	8										
								268	H	Coppin St.	0	3										
								268	H	Coppin St.	0	10										
								268	H	Coppin St.	3	5										
								LAST 10 GAMES								268	N	Coppin St.	3	7		
								227	H	Howard	0	10	268	H	Coppin St.	0	10	270	A	Hampton	9	10
								227	H	Howard	3	11	276	H	Norfolk St.	4	10	270	A	Hampton	1	9
								227	H	Howard	0	7	276	H	Norfolk St.	0	11	270	A	Hampton	1	7
268	H	Coppin St.	0	8	284	H	Morgan St.	13	14	270	N	Hampton	0	13								
268	H	Coppin St.	2	10	284	H	Morgan St.	2	11	276	A	Norfolk St.	4	15								

Non-Div. I Games:

Md.-East. Shore

RPI	S	Opponent	Score	
276	A	Norfolk St.	0	8
276	H	Norfolk St.	0	11
276	H	Norfolk St.	4	10
284	H	Morgan St.	2	11
284	H	Morgan St.	0	9
284	H	Morgan St.	13	14
286	N	N.C. Central	8	7

Md.-East. Shore

M
d
.
-
E
a
s
t
.
S
h
o
r
e

M
d
.
-
E
a
s
t
.
S
h
o
r
e