

RPI	S	Opponent	Score
49	A	Mississippi St.	8 2
49	A	Mississippi St.	6 1

		LAST 10 GAMES
11	H Hawaii	4 5
11	H Hawaii	7 8
11	H Hawaii	8 0
36	H Lipscomb	6 0
36	H Lipscomb	5 2

Average RPI Win:		75	WON-LOST RECORD		WINNING PCT. RANK	LAST 10 GAMES		STRENGTH OF SCHEDULE		OPP. STRENGTH OF SCHEDULE	TEAM RPI	ADJ RPI	CONF. RPI	ADJ CONF. RPI
Average RPI Loss:		31												
DIV. I ONLY			50-9-0		.84746	3		3		11	2	.73457	2	1
DIV. I NON-CONF.			33-4-0		.89189	4		14		44	6	.68307	5	1
TOTALS		RPI 1-25	RPI 26-50		W-L RECORDS		RPI 51-100		RPI 101-150		RPI 150+			
50-9-0		23-8-0	6-0-0		OVERALL		5-0-0		6-0-0		10-1-0			
21-2-0		12-2-0	0-0-0		HOME		3-0-0		3-0-0		3-0-0			
11-3-0		8-3-0	1-0-0		AWAY		0-0-0		0-0-0		2-0-0			
18-4-0		3-3-0	5-0-0		NEUTRAL		2-0-0		3-0-0		5-1-0			
33-4-0		9-3-0	6-0-0		NON-CONFERENCE		2-0-0		6-0-0		10-1-0			
10-1-0		4-1-0	0-0-0		HOME		0-0-0		3-0-0		3-0-0			
5-0-0		2-0-0	1-0-		AWAY		0-0-0		0-0-0		2-0-0			
18-3-0		3-2-0	5-0-0		NEUTRAL		2-0-0		3-0-0		5-1-0			
17-5-0		14-5-0	0-0-0		CONFERENCE		3-0-0		0-0-0		0-0-0			
11-1-0		8-1-0	0-0-0		HOME		3-0-0		0-0-0		0-0-0			
6-3-0		6-3-0	0-0-0		AWAY		0-0-0		0-0-0		0-0-0			
0-1-0		0-1-0	0-0-0		NEUTRAL		0-0-0		0-0-0		0-0-0			
RPI	S	Opponent	Score		RPI	S	Opponent	Score		RPI	S	Opponent	Score	
3	H	UCLA	0	1	28	A	San Diego St.	5	0	58	H	Oregon St.	13	1
3	H	UCLA	7	2	31	N	BYU	8	0	58	H	Oregon St.	9	0
3	H	UCLA	3	1	34	N	East Carolina	6	0	58	H	Oregon St.	1	0
4	H	Arizona	2	1	35	N	Notre Dame	5	0	77	N	Purdue	12	4
4	H	Arizona	9	3	38	N	Auburn	5	0	85	N	Cal St. Northridge	10	5
4	H	Arizona	7	0	41	N	Fresno St.	10	2					
4	N	Arizona	3	4										
7	H	Oklahoma	3	0										
7	H	Oklahoma	4	0										
7	H	Oklahoma	1	6										
7	N	Oklahoma	7	4										
9	N	Georgia	3	6										
11	A	Hawaii	8	4										
11	A	Hawaii	1	0										
15	A	California	1	0										
15	A	California	4	0										
15	A	California	1	9										
16	A	Arizona St.	9	0										
16	A	Arizona St.	5	4										
16	A	Arizona St.	5	6										
18	N	Oklahoma St.	9	4										
20	H	Stanford	8	0										
20	H	Stanford	1	0										
20	H	Stanford	2	1										
21	A	Oregon	9	2										
21	A	Oregon	1	0										
21	A	Oregon	0	4										
					LAST 10 GAMES									
					4	N	Arizona	3	4	25	H	North Carolina	2	1
					9	N	Georgia	3	6	25	H	North Carolina	1	0
					7	H	Oklahoma	4	0	142	H	North Dakota St.	3	0
					7	H	Oklahoma	3	0	16	A	Arizona St.	9	0
					7	H	Oklahoma	1	6	16	A	Arizona St.	5	4

Washington

RPI	S	Opponent	Score	
23	N	DePaul	3	5
24	N	La.-Lafayette	8	0
25	H	North Carolina	1	0
25	H	North Carolina	2	1

W
a
s
h
i
n
g
t
o
n

W
a
s
h
i
n
g
t
o
n

Non-Div. I Games:

Average RPI Win:		66	WON-LOST		WINNING		LAST 10		STRENGTH OF		OPP. STRENGTH		TEAM		ADJ		CONF.		ADJ CONF.	
Average RPI Loss:		32	RECORD		PCT. RANK		GAMES		SCHEDULE		OF SCHEDULE		RPI		RPI		RPI		RPI	
DIV. I ONLY			50-11-0		.81967		7		10-0-0		2		7		3		.72517		3	
DIV. I NON-CONF.			34-4-0		.89474		3		8-0-0		16		33		5		.68331		4	
TOTALS		RPI 1-25		RPI 26-50		W-L RECORDS		RPI 51-100		RPI 101-150		RPI 150+								
50-11-0		22-8-0		3-1-0		OVERALL		11-1-0		7-0-0		7-1-0								
20-4-0		8-4-0		2-0-0		HOME		4-0-0		3-0-0		3-0-0								
17-4-0		6-3-0		0-0-0		AWAY		3-0-0		4-0-0		4-1-0								
13-3-0		8-1-0		1-1-0		NEUTRAL		4-1-0		0-0-0		0-0-0								
34-4-0		9-1-0		3-1-0		NON-CONFERENCE		8-1-0		7-0-0		7-1-0								
15-0-0		3-0-0		2-0-0		HOME		4-0-0		3-0-0		3-0-0								
8-1-0		0-0-0		0-0-		AWAY		0-0-0		4-0-0		4-1-0								
11-3-0		6-1-0		1-1-0		NEUTRAL		4-1-0		0-0-0		0-0-0								
16-7-0		13-7-0		0-0-0		CONFERENCE		3-0-0		0-0-0		0-0-0								
5-4-0		5-4-0		0-0-0		HOME		0-0-0		0-0-0		0-0-0								
9-3-0		6-3-0		0-0-0		AWAY		3-0-0		0-0-0		0-0-0								
2-0-0		2-0-0		0-0-0		NEUTRAL		0-0-0		0-0-0		0-0-0								
RPI	S	Opponent		Score		RPI	S	Opponent		Score		RPI	S	Opponent		Score				
2	A	Washington		1 0		28	H	San Diego St.		4 3		51	H	UNLV		11 3				
2	A	Washington		1 3		30	N	Ohio St.		0 7		51	H	UNLV		8 0				
2	A	Washington		2 7		41	H	Fresno St.		7 2		54	N	Northwestern		10 5				
4	A	Arizona		6 4		41	N	Fresno St.		5 4		58	A	Oregon St.		12 0				
4	A	Arizona		3 5								58	A	Oregon St.		10 6				
4	A	Arizona		6 5								58	A	Oregon St.		4 2				
4	N	Arizona		6 5								60	N	Baylor		5 7				
4	N	Arizona		15 9								70	N	Fla. Atlantic		11 0				
5	N	Michigan		2 4								75	N	UTEP		6 0				
6	N	Florida		16 3								85	H	Cal St. Northridge		7 2				
9	N	Georgia		5 2								85	H	Cal St. Northridge		9 0				
9	N	Georgia		3 2								90	N	Colorado St.		4 3				
11	N	Hawaii		5 2																
12	N	Tennessee		11 1																
14	N	Texas		9 1																
15	H	California		2 4																
15	H	California		3 1																
15	H	California		4 2																
16	H	Arizona St.		1 2																
16	H	Arizona St.		5 8																
16	H	Arizona St.		2 4																
20	A	Stanford		10 1		LAST 10 GAMES														
20	A	Stanford		7 3		11	N	Hawaii		5 2		24	H	La.-Lafayette		10 1				
20	A	Stanford		10 0		4	N	Arizona		15 9		24	H	La.-Lafayette		10 2				
21	H	Oregon		10 2		4	N	Arizona		6 5		41	H	Fresno St.		7 2				
21	H	Oregon		10 2		9	N	Georgia		5 2		28	H	San Diego St.		4 3				
21	H	Oregon		11 4		6	N	Florida		16 3		161	H	St. Mary's (CA)		11 4				

RPI	S	Opponent	Score	
24	H	La.-Lafayette	10	1
24	H	La.-Lafayette	10	2
25	H	North Carolina	1	0

U
C
L
A

U
C
L
A

Non-Div. I Games:

Average RPI Win: 76		WON-LOST	WINNING	LAST 10	STRENGTH OF		OPP. STRENGTH	TEAM	ADJ	CONF.	ADJ CONF.
Average RPI Loss: 9		RECORD	PCT. RANK	GAMES	SCHEDULE		OF SCHEDULE	RPI	RPI	RPI	RPI
DIV. I ONLY		52-14-0	.78788	16	7-3-0		4	3	5	.70801	4
DIV. I NON-CONF.		38-4-0	.90476	2	6-1-0		35	12	8	.67819	8
TOTALS		RPI 1-25	RPI 26-50		W-L RECORDS		RPI 51-100		RPI 101-150		RPI 150+
52-14-0		17-13-0	7-1-0		OVERALL		10-0-0		10-0-0		8-0-0
25-3-0		5-3-0	4-0-0		HOME		7-0-0		7-0-0		2-0-0
9-6-0		6-6-0	0-0-0		AWAY		0-0-0		0-0-0		3-0-0
18-5-0		6-4-0	3-1-0		NEUTRAL		3-0-0		3-0-0		3-0-0
38-4-0		6-3-0	7-1-0		NON-CONFERENCE		7-0-0		10-0-0		8-0-0
18-1-0		1-1-0	4-0-0		HOME		4-0-0		7-0-0		2-0-0
3-0-0		0-0-0	0-0-		AWAY		0-0-0		0-0-0		3-0-0
17-3-0		5-2-0	3-1-0		NEUTRAL		3-0-0		3-0-0		3-0-0
14-10-0		11-10-0	0-0-0		CONFERENCE		3-0-0		0-0-0		0-0-0
7-2-0		4-2-0	0-0-0		HOME		3-0-0		0-0-0		0-0-0
6-6-0		6-6-0	0-0-0		AWAY		0-0-0		0-0-0		0-0-0
1-2-0		1-2-0	0-0-0		NEUTRAL		0-0-0		0-0-0		0-0-0
RPI S	Opponent	Score	RPI S	Opponent	Score	RPI S	Opponent	Score	RPI S	Opponent	Score
2 A	Washington	0 7	29 H	Hofstra	10 6	54 N	Northwestern	4 3	104 N	Cal Poly	7 3
2 A	Washington	1 2	29 H	Hofstra	6 0	58 H	Oregon St.	20 1	110 H	UNI	4 1
2 A	Washington	3 9	31 H	BYU	2 1	58 H	Oregon St.	8 0	125 H	New Mexico St.	8 0
2 N	Washington	4 3	31 H	BYU	10 2	58 H	Oregon St.	9 1	125 H	New Mexico St.	9 0
3 H	UCLA	4 6	31 N	BYU	8 0	60 N	Baylor	3 2	128 H	St. John's (NY)	16 1
3 H	UCLA	5 3	32 N	Virginia	1 2	72 H	Creighton	6 0	128 H	St. John's (NY)	13 0
3 H	UCLA	5 6	33 N	Louisville	11 3	75 H	UTEP	10 0	128 H	St. John's (NY)	13 5
3 N	UCLA	5 6	41 N	Fresno St.	11 0	75 H	UTEP	8 0	142 N	North Dakota St.	6 0
3 N	UCLA	9 15				77 N	Purdue	10 0	143 N	Nevada	10 5
5 N	Michigan	0 1				82 H	Cornell	9 0	150 H	Ill.-Chicago	8 0
7 N	Oklahoma	4 3							168 N	Cal St. Fullerton	8 1
8 H	Missouri	5 0							189 A	New Mexico	14 0
8 H	Missouri	5 10							189 A	New Mexico	10 2
11 N	Hawaii	5 1							189 A	New Mexico	8 0
11 N	Hawaii	8 3							189 N	New Mexico	9 3
12 N	Tennessee	0 9							197 H	Minnesota	12 0
12 N	Tennessee	5 2							200 N	Western Mich.	13 0
12 N	Tennessee	8 0							235 H	Northern Colo.	12 0
15 A	California	0 8									
15 A	California	4 2									
15 A	California	8 0									
16 A	Arizona St.	14 2	LAST 10 GAMES								
16 A	Arizona St.	12 6	11 N	Hawaii	5 1	12 N	Tennessee	8 0			
16 A	Arizona St.	1 11	2 N	Washington	4 3	12 N	Tennessee	0 9			
20 H	Stanford	5 4	3 N	UCLA	9 15	31 H	BYU	10 2			
20 H	Stanford	10 2	3 N	UCLA	5 6	31 H	BYU	2 1			
20 H	Stanford	3 2	12 N	Tennessee	5 2	29 H	Hofstra	10 6			

RPI	S	Opponent	Score	
21	A	Oregon	8	3
21	A	Oregon	11	0
21	A	Oregon	1	2

A
r
i
z
o
n
a

A
r
i
z
o
n
a

Non-Div. I Games:

Average RPI Win: 79		WON-LOST RECORD		WINNING PCT. RANK		LAST 10 GAMES		STRENGTH OF SCHEDULE		OPP. STRENGTH OF SCHEDULE		TEAM RPI		ADJ RPI		CONF. RPI		ADJ CONF. RPI	
Average RPI Loss: 15																			
DIV. I ONLY		49-8-0		.85965 1		8-2-0		14		16		4		.7051 5		7		6	
DIV. I NON-CONF.		31-7-0		.81579 13		4-2-0		3		1		2		.71864 1		6		5	
TOTALS		RPI 1-25		RPI 26-50		W-L RECORDS		RPI 51-100		RPI 101-150		RPI 150+							
49-8-0		10-6-0		12-2-0		OVERALL		11-0-0		7-0-0		9-0-0							
17-2-0		1-2-0		4-0-0		HOME		4-0-0		3-0-0		5-0-0							
16-1-0		3-0-0		4-1-0		AWAY		4-0-0		1-0-0		4-0-0							
16-5-0		6-4-0		4-1-0		NEUTRAL		3-0-0		3-0-0		0-0-0							
31-7-0		9-6-0		11-1-0		NON-CONFERENCE		3-0-0		5-0-0		3-0-0							
9-2-0		0-2-0		4-0-0		HOME		0-0-0		2-0-0		3-0-0							
6-0-0		3-0-0		3-0-		AWAY		0-0-0		0-0-0		0-0-0							
16-5-0		6-4-0		4-1-0		NEUTRAL		3-0-0		3-0-0		0-0-0							
18-1-0		1-0-0		1-1-0		CONFERENCE		8-0-0		2-0-0		6-0-0							
8-0-0		1-0-0		0-0-0		HOME		4-0-0		1-0-0		2-0-0							
10-1-0		0-0-0		1-1-0		AWAY		4-0-0		1-0-0		4-0-0							
0-0-0		0-0-0		0-0-0		NEUTRAL		0-0-0		0-0-0		0-0-0							
RPI S	Opponent	Score		RPI S	Opponent	Score		RPI S	Opponent	Score		RPI S	Opponent	Score					
1 A	Alabama	4	2	29 N	Hofstra	3	1	51 N	UNLV	14	13	109 N	South Carolina	1	0				
1 A	Alabama	5	2	29 N	Hofstra	4	3	52 N	Southern Ill.	10	2	109 N	South Carolina	8	0				
1 N	Alabama	6	10	30 A	Ohio St.	4	3	54 H	Northwestern	11	7	118 H	Wright St.	11	2				
3 N	UCLA	4	2	30 A	Ohio St.	3	5	54 H	Northwestern	15	0	121 H	Central Mich.	8	0				
4 N	Arizona	1	0	32 N	Virginia	13	0	68 N	Chattanooga	12	1	123 N	Utah	15	1				
8 N	Missouri	1	2	32 N	Virginia	1	2	73 H	Penn St.	8	0	149 A	Michigan St.	4	1				
9 N	Georgia	4	6	33 A	Louisville	9	5	73 H	Penn St.	8	0	149 H	Michigan St.	10	0				
12 H	Tennessee	0	5	33 A	Louisville	7	3	74 A	Iowa	8	2	170 H	Wisconsin	15	0				
12 H	Tennessee	3	4	35 H	Notre Dame	8	0	74 A	Iowa	6	0	170 H	Wisconsin	8	0				
13 A	LSU	2	0	35 H	Notre Dame	12	2	77 A	Purdue	5	1	194 A	Indiana	8	2				
14 N	Texas	2	5	37 H	Kentucky	5	4	77 A	Purdue	12	3	194 A	Indiana	14	1				
18 N	Oklahoma St.	7	0	37 H	Kentucky	8	4					196 H	Bowling Green	10	2				
18 N	Oklahoma St.	8	1	46 N	Maryland	9	0					197 A	Minnesota	10	0				
19 H	Illinois	7	1	49 A	Mississippi St.	3	0					197 A	Minnesota	9	0				
23 N	DePaul	3	1									199 H	Eastern Mich.	11	1				
24 N	La.-Lafayette	6	0									200 H	Western Mich.	9	1				
				LAST 10 GAMES															
				12 H	Tennessee	3	4	74 A	Iowa	6	0								
				12 H	Tennessee	0	5	74 A	Iowa	8	2								
				35 H	Notre Dame	12	2	149 A	Michigan St.	4	1								
				35 H	Notre Dame	8	0	149 H	Michigan St.	10	0								
				118 H	Wright St.	11	2	199 H	Eastern Mich.	11	1								

Non-Div. I Games:

Michigan

Average RPI Win: 71		WON-LOST	WINNING	LAST 10	STRENGTH OF	OPP. STRENGTH	TEAM	ADJ	CONF.	ADJ CONF.				
Average RPI Loss: 21		RECORD	PCT. RANK	GAMES	SCHEDULE	OF SCHEDULE	RPI	RPI	RPI	RPI				
DIV. I ONLY		49-10-0	.83051	4	7-3-0	18	4	7	.7	6	2	2		
DIV. I NON-CONF.		28-4-0	.875	5	6-1-0	15	16	7	.67831	7	2	2		
TOTALS		RPI 1-25	RPI 26-50		W-L RECORDS	RPI 51-100		RPI 101-150		RPI 150+				
49-10-0		11-7-0	17-2-0		OVERALL	6-1-0		9-0-0		6-0-0				
29-3-0		5-0-0	8-2-0		HOME	5-1-0		7-0-0		4-0-0				
13-2-0		5-2-0	6-0-0		AWAY	1-0-0		0-0-0		1-0-0				
7-5-0		1-5-0	3-0-0		NEUTRAL	0-0-0		2-0-0		1-0-0				
28-4-0		5-3-0	7-1-0		NON-CONFERENCE	4-0-0		6-0-0		6-0-0				
17-1-0		2-0-0	4-1-0		HOME	3-0-0		4-0-0		4-0-0				
5-0-0		2-0-0	1-0-		AWAY	1-0-0		0-0-0		1-0-0				
6-3-0		1-3-0	2-0-0		NEUTRAL	0-0-0		2-0-0		1-0-0				
21-6-0		6-4-0	10-1-0		CONFERENCE	2-1-0		3-0-0		0-0-0				
12-2-0		3-0-0	4-1-0		HOME	2-1-0		3-0-0		0-0-0				
8-2-0		3-2-0	5-0-0		AWAY	0-0-0		0-0-0		0-0-0				
1-2-0		0-2-0	1-0-0		NEUTRAL	0-0-0		0-0-0		0-0-0				
RPI	S	Opponent	Score		RPI	S	Opponent	Score		RPI	S	Opponent	Score	
1	A	Alabama	11	9	34	H	East Carolina	4	3	62	H	Mississippi	12	2
1	A	Alabama	7	5	34	H	East Carolina	1	0	62	H	Mississippi	5	3
1	A	Alabama	4	10	34	N	East Carolina	4	3	62	H	Mississippi	4	6
3	N	UCLA	3	16	37	H	Kentucky	5	0	88	A	South Fla.	12	8
8	N	Missouri	5	0	37	H	Kentucky	3	5	88	H	South Fla.	10	0
9	N	Georgia	2	3	37	H	Kentucky	5	3	93	H	Kansas	12	4
10	N	Georgia Tech	0	3	38	H	Auburn	5	4	99	H	Jacksonville	6	1
12	A	Tennessee	3	4	38	H	Auburn	7	0					
12	A	Tennessee	6	0	38	N	Auburn	9	1					
13	H	LSU	2	1	39	A	UCF	4	3					
13	H	LSU	4	1	39	H	UCF	6	0					
13	H	LSU	7	1	42	H	FIU	13	3					
13	N	LSU	1	9	42	H	FIU	3	8					
16	H	Arizona St.	8	0	47	N	Long Island	7	2					
16	H	Arizona St.	5	2	48	A	Arkansas	12	3					
20	N	Stanford	0	2	48	A	Arkansas	9	5					
22	A	Florida St.	8	4	48	A	Arkansas	6	1					
22	A	Florida St.	9	2	49	A	Mississippi St.	8	0					
					49	A	Mississippi St.	9	1					
					LAST 10 GAMES									
					8	N	Missouri	5	0	42	H	FIU	13	3
					9	N	Georgia	2	3	39	H	UCF	6	0
					3	N	UCLA	3	16	148	H	Bethune-Cookman	6	0
					16	H	Arizona St.	5	2	13	N	LSU	1	9
					16	H	Arizona St.	8	0	38	N	Auburn	9	1

Non-Div. I Games:

Florida

Average RPI Win:		67	WON-LOST		WINNING		LAST 10		STRENGTH OF		OPP. STRENGTH		TEAM	ADJ		CONF.	ADJ CONF.	
Average RPI Loss:		30	RECORD		PCT. RANK		GAMES		SCHEDULE		OF SCHEDULE		RPI	RPI		RPI	RPI	
DIV. I ONLY			46-12-0		.7931		14		8-2-0		5		17		6		.68642	
DIV. I NON-CONF.			30-8-0		.78947		18		5-2-0		6		14		9		.65908	
TOTALS		RPI 1-25		RPI 26-50		W-L RECORDS		RPI 51-100		RPI 101-150		RPI 150+						
46-12-0		9-8-0		9-1-0		OVERALL		17-2-0		7-1-0		4-0-0						
14-2-0		2-1-0		2-1-0		HOME		4-0-0		5-0-0		1-0-0						
12-5-0		3-3-0		1-0-0		AWAY		8-2-0		0-0-0		0-0-0						
20-5-0		4-4-0		6-0-0		NEUTRAL		5-0-0		2-1-0		3-0-0						
30-8-0		3-5-0		7-0-0		NON-CONFERENCE		9-2-0		7-1-0		4-0-0						
9-0-0		0-0-0		1-0-0		HOME		2-0-0		5-0-0		1-0-0						
4-4-0		1-2-0		1-0-		AWAY		2-2-0		0-0-0		0-0-0						
17-4-0		2-3-0		5-0-0		NEUTRAL		5-0-0		2-1-0		3-0-0						
16-4-0		6-3-0		2-1-0		CONFERENCE		8-0-0		0-0-0		0-0-0						
5-2-0		2-1-0		1-1-0		HOME		2-0-0		0-0-0		0-0-0						
8-1-0		2-1-0		0-0-0		AWAY		6-0-0		0-0-0		0-0-0						
3-1-0		2-1-0		1-0-0		NEUTRAL		0-0-0		0-0-0		0-0-0						
RPI	S	Opponent		Score		RPI	S	Opponent		Score		RPI	S	Opponent		Score		
2	A	Washington		6	1	27	N	Fordham		2	0	53	A	Nebraska		5	0	
2	A	Washington		0	3	27	N	Fordham		1	0	53	A	Nebraska		8	0	
2	A	Washington		0	4	28	N	San Diego St.		4	0	54	N	Northwestern		3	0	
2	N	Washington		4	7	32	N	Virginia		2	0	57	A	North Texas		6	1	
4	N	Arizona		3	4	33	H	Louisville		7	0	57	H	North Texas		6	4	
8	H	Missouri		9	0	33	N	Louisville		10	2	58	N	Oregon St.		6	1	
8	H	Missouri		5	11	44	H	Texas Tech		9	7	60	A	Baylor		6	1	
8	N	Missouri		9	0	44	H	Texas Tech		6	7	60	A	Baylor		3	1	
12	N	Tennessee		2	4	44	N	Texas Tech		2	0	64	A	Tulsa		4	5	
15	N	California		12	1	48	A	Arkansas		6	1	64	H	Tulsa		7	0	
16	N	Arizona St.		5	4							66	N	Syracuse		10	0	
17	A	Texas A&M		9	4							68	N	Chattanooga		1	0	
17	A	Texas A&M		6	0							69	A	Iowa St.		2	0	
17	N	Texas A&M		5	1							69	A	Iowa St.		3	2	
18	A	Oklahoma St.		2	3							70	N	Fla. Atlantic		9	0	
18	H	Oklahoma St.		11	1							85	A	Cal St. Northridge		4	1	
18	N	Oklahoma St.		0	1							85	A	Cal St. Northridge		0	1	
												93	H	Kansas		2	0	
												93	H	Kansas		7	0	
LAST 10 GAMES																		
2	A	Washington		0	4	66	N	Syracuse		10	0	8	N	Missouri		9	0	
2	A	Washington		0	3							44	N	Texas Tech		2	0	
2	A	Washington		6	1	17	N	Texas A&M		5	1	57	A	North Texas		6	1	
27	N	Fordham		2	0													
27	N	Fordham		1	0													

Non-Div. I Games: St. Gregory's 9 1

Oklahoma

Average RPI Win:		92	WON-LOST RECORD		WINNING PCT. RANK		LAST 10 GAMES		STRENGTH OF SCHEDULE		OPP. STRENGTH OF SCHEDULE		TEAM RPI	ADJ RPI		CONF. RPI	ADJ CONF. RPI	
DIV. I ONLY			48-13-0		.78689	17	7-3-0		8		26		8	.68604		8	3	3
DIV. I NON-CONF.			35-5-0		.875	5	5-2-0		8		46		4	.68384		3	3	3
TOTALS		RPI 1-25		RPI 26-50		W-L RECORDS		RPI 51-100		RPI 101-150		RPI 150+						
48-13-0		13-11-0		5-0-0		OVERALL		13-2-0		3-0-0		14-0-0						
28-3-0		4-2-0		3-0-0		HOME		6-1-0		3-0-0		12-0-0						
13-7-0		5-6-0		0-0-0		AWAY		6-1-0		0-0-0		2-0-0						
7-3-0		4-3-0		2-0-0		NEUTRAL		1-0-0		0-0-0		0-0-0						
35-5-0		9-4-0		3-0-0		NON-CONFERENCE		6-1-0		3-0-0		14-0-0						
22-1-0		4-0-0		1-0-0		HOME		2-1-0		3-0-0		12-0-0						
8-2-0		3-2-0		0-0-		AWAY		3-0-0		0-0-0		2-0-0						
5-2-0		2-2-0		2-0-0		NEUTRAL		1-0-0		0-0-0		0-0-0						
13-8-0		4-7-0		2-0-0		CONFERENCE		7-1-0		0-0-0		0-0-0						
6-2-0		0-2-0		2-0-0		HOME		4-0-0		0-0-0		0-0-0						
5-5-0		2-4-0		0-0-0		AWAY		3-1-0		0-0-0		0-0-0						
2-1-0		2-1-0		0-0-0		NEUTRAL		0-0-0		0-0-0		0-0-0						
RPI	S	Opponent		Score		RPI	S	Opponent		Score		RPI	S	Opponent		Score		
1	A	Alabama		0	9	26	N	Massachusetts		2	1	52	A	Southern Ill.		9	2	
1	A	Alabama		2	1	40	N	Radford		7	6	53	A	Nebraska		5	0	
1	A	Alabama		9	0	44	H	Texas Tech		5	2	53	A	Nebraska		2	5	
4	A	Arizona		0	5	44	H	Texas Tech		3	1	54	H	Northwestern		5	1	
4	A	Arizona		10	5	45	H	Illinois St.		3	1	55	H	Ball St.		1	2	
5	N	Michigan		2	1							60	H	Baylor		11	6	
6	N	Florida		0	5							60	H	Baylor		9	2	
7	A	Oklahoma		11	5							69	A	Iowa St.		14	9	
7	A	Oklahoma		0	9							69	A	Iowa St.		12	6	
7	N	Oklahoma		0	9							71	N	Virginia Tech		9	4	
11	N	Hawaii		2	3							72	H	Creighton		3	2	
14	A	Texas		2	5							93	H	Kansas		10	2	
14	A	Texas		2	10							93	H	Kansas		5	4	
14	N	Texas		11	6							100	A	Western Ill.		5	1	
17	A	Texas A&M		14	1							100	A	Western Ill.		7	1	
17	A	Texas A&M		5	6													
18	H	Oklahoma St.		3	8													
18	H	Oklahoma St.		0	1													
18	N	Oklahoma St.		5	0													
19	H	Illinois		3	1													
19	H	Illinois		4	2													
21	H	Oregon		1	0													
21	H	Oregon		7	2													
24	N	La.-Lafayette		11	6													
						LAST 10 GAMES												
						11	N	Hawaii		2	3	19	H	Illinois		3	1	
						6	N	Florida		0	5	72	H	Creighton		3	2	
						21	H	Oregon		7	2	7	N	Oklahoma		0	9	
						21	H	Oregon		1	0	14	N	Texas		11	6	
						19	H	Illinois		4	2	18	N	Oklahoma St.		5	0	

Non-Div. I Games:

Central Methodist

5 0

Missouri S&T

8 0

Central Methodist

7 1

Missouri

Average RPI Win: 73		WON-LOST	WINNING	LAST 10	STRENGTH OF		OPP. STRENGTH	TEAM	ADJ	CONF.	ADJ CONF.			
Average RPI Loss: 17		RECORD	PCT. RANK	GAMES	SCHEDULE		OF SCHEDULE	RPI	RPI	RPI	RPI			
DIV. I ONLY		50-13-0	.79365	12	7-3-0		23	1	10	.68532	9			
DIV. I NON-CONF.		31-3-0	.91176	1	6-1-0		31	6	3	.68255	6			
TOTALS		RPI 1-25	RPI 26-50		W-L RECORDS		RPI 51-100		RPI 101-150		RPI 150+			
50-13-0		14-10-0	10-3-0		OVERALL		13-0-0		7-0-0		6-0-0			
32-5-0		5-3-0	5-2-0		HOME		9-0-0		7-0-0		6-0-0			
13-4-0		6-3-0	4-1-0		AWAY		3-0-0		0-0-0		0-0-0			
5-4-0		3-4-0	1-0-0		NEUTRAL		1-0-0		0-0-0		0-0-0			
31-3-0		9-3-0	2-0-0		NON-CONFERENCE		10-0-0		4-0-0		6-0-0			
24-1-0		4-1-0	1-0-0		HOME		9-0-0		4-0-0		6-0-0			
3-0-0		3-0-0	0-0-		AWAY		0-0-0		0-0-0		0-0-0			
4-2-0		2-2-0	1-0-0		NEUTRAL		1-0-0		0-0-0		0-0-0			
19-10-0		5-7-0	8-3-0		CONFERENCE		3-0-0		3-0-0		0-0-0			
8-4-0		1-2-0	4-2-0		HOME		0-0-0		3-0-0		0-0-0			
10-4-0		3-3-0	4-1-0		AWAY		3-0-0		0-0-0		0-0-0			
1-2-0		1-2-0	0-0-0		NEUTRAL		0-0-0		0-0-0		0-0-0			
RPI	S	Opponent	Score		RPI	S	Opponent	Score		RPI	S	Opponent	Score	
1	H	Alabama	3	0	37	A	Kentucky	2	4	62	A	Mississippi	9	5
1	H	Alabama	5	8	37	A	Kentucky	17	5	62	A	Mississippi	6	5
1	H	Alabama	4	13	37	A	Kentucky	4	2	62	A	Mississippi	6	0
2	N	Washington	6	3	38	H	Auburn	7	0	69	H	Iowa St.	8	0
3	N	UCLA	2	3	38	H	Auburn	7	5	69	H	Iowa St.	11	3
3	N	UCLA	2	5	38	H	Auburn	1	0	70	N	Fla. Atlantic	5	1
5	N	Michigan	6	4	39	N	UCF	12	0	71	H	Virginia Tech	6	1
6	N	Florida	3	2	40	H	Radford	8	1	71	H	Virginia Tech	8	0
10	A	Georgia Tech	5	4	48	H	Arkansas	5	10	86	H	Elon	10	4
10	H	Georgia Tech	6	3	48	H	Arkansas	2	3	86	H	Elon	8	2
12	A	Tennessee	4	5	48	H	Arkansas	4	0	94	H	Kennesaw St.	8	3
12	A	Tennessee	7	6	49	A	Mississippi St.	3	0	97	H	Ga. Southern	10	0
12	A	Tennessee	10	6	49	A	Mississippi St.	7	6	98	H	South Ala.	4	1
12	N	Tennessee	5	7										
12	N	Tennessee	4	6										
13	A	LSU	1	5										
13	A	LSU	3	5										
13	A	LSU	3	2										
14	A	Texas	9	0										
14	A	Texas	11	5										
15	H	California	10	1										
15	H	California	7	0										
22	H	Florida St.	5	2										
22	H	Florida St.	3	4										
LAST 10 GAMES														
3	N	UCLA	2	5	15	H	California	7	0					
6	N	Florida	3	2	40	H	Radford	8	1					
12	N	Tennessee	5	7	22	H	Florida St.	5	2					
2	N	Washington	6	3	86	H	Elon	10	4					
15	H	California	10	1	12	N	Tennessee	4	6					

Non-Div. I Games:

Georgia

Average RPI Win: 70		WON-LOST RECORD		WINNING PCT. RANK		LAST 10 GAMES		STRENGTH OF SCHEDULE		OPP. STRENGTH OF SCHEDULE		TEAM RPI		ADJ RPI		CONF. RPI		ADJ CONF. RPI					
DIV. I ONLY		51-11-0		.82258 6		8-2-0		19		15		9		.68194 10		4		4					
DIV. I NON-CONF.		29-9-0		.76316 28		2-2-0		10		8		11		.65107 11		4		4					
TOTALS		RPI 1-25		RPI 26-50		W-L RECORDS		RPI 51-100		RPI 101-150		RPI 150+											
51-11-0		10-8-0		13-2-0		OVERALL		16-1-0		10-0-0		2-0-0											
20-4-0		0-3-0		7-1-0		HOME		8-0-0		5-0-0		0-0-0											
11-5-0		5-4-0		1-1-0		AWAY		5-0-0		0-0-0		0-0-0											
20-2-0		5-1-0		5-0-0		NEUTRAL		3-1-0		5-0-0		2-0-0											
29-9-0		4-6-0		7-2-0		NON-CONFERENCE		10-1-0		6-0-0		2-0-0											
8-4-0		0-3-0		1-1-0		HOME		5-0-0		2-0-0		0-0-0											
4-3-0		1-2-0		1-0-		AWAY		2-0-0		0-0-0		0-0-0											
17-2-0		3-1-0		5-0-0		NEUTRAL		3-1-0		4-0-0		2-0-0											
22-2-0		6-2-0		6-0-0		CONFERENCE		6-0-0		4-0-0		0-0-0											
12-0-0		0-0-0		6-0-0		HOME		3-0-0		3-0-0		0-0-0											
7-2-0		4-2-0		0-0-0		AWAY		3-0-0		0-0-0		0-0-0											
3-0-0		2-0-0		0-0-0		NEUTRAL		0-0-0		1-0-0		0-0-0											
RPI	S	Opponent		Score		RPI	S	Opponent		Score		RPI	S	Opponent		Score		RPI	S	Opponent		Score	
1	A	Alabama		1	13	27	H	Fordham		1	2	53	N	Nebraska		0	2	103	N	Long Beach St.		12	3
6	N	Florida		3	0	31	N	BYU		10	9	54	N	Northwestern		9	6	108	N	Fla. Gulf Coast		10	5
9	A	Georgia		3	6	32	H	Virginia		8	0	61	A	North Carolina St.		8	1	117	N	James Madison		11	0
9	H	Georgia		4	5	32	H	Virginia		5	3	61	A	North Carolina St.		11	4	137	H	Boston College		11	3
11	N	Hawaii		11	2	32	H	Virginia		5	2	61	A	North Carolina St.		9	2	137	H	Boston College		9	0
15	N	California		1	4	34	N	East Carolina		3	0	62	N	Mississippi		1	0	137	H	Boston College		4	0
17	A	Texas A&M		4	0	37	N	Kentucky		6	3	65	A	Georgia St.		7	3	137	N	Boston College		8	0
21	H	Oregon		2	11	38	H	Auburn		4	1	65	H	Georgia St.		7	1	140	N	Canisius		9	0
21	H	Oregon		3	4	39	N	UCF		1	0	71	H	Virginia Tech		9	1	141	H	Mercer		10	5
22	A	Florida St.		2	6	46	H	Maryland		1	0	71	H	Virginia Tech		15	1	141	H	Mercer		8	2
22	A	Florida St.		5	2	46	H	Maryland		9	8	71	H	Virginia Tech		3	1	180	N	Seton Hall		16	0
22	A	Florida St.		14	1	46	H	Maryland		3	1	74	N	Iowa		9	8	217	N	Dartmouth		8	1
22	N	Florida St.		8	4	48	N	Arkansas		11	2	81	H	Jacksonville St.		5	3						
24	N	La.-Lafayette		7	1	50	A	Houston		7	1	94	A	Kennesaw St.		7	3						
25	A	North Carolina		3	8	50	A	Houston		1	2	94	H	Kennesaw St.		8	3						
25	A	North Carolina		5	0							97	H	Ga. Southern		5	4						
25	A	North Carolina		16	1							97	H	Ga. Southern		14	2						
25	N	North Carolina		8	0																		
						LAST 10 GAMES																	
						21	H	Oregon		3	4	25	N	North Carolina		8	0						
						38	H	Auburn		4	1	137	N	Boston College		8	0						
						21	H	Oregon		2	11	61	A	North Carolina St.		8	1						
						81	H	Jacksonville St.		5	3	61	A	North Carolina St.		9	2						
						22	N	Florida St.		8	4	61	A	North Carolina St.		11	4						

Non-Div. I Games:

Georgia Tech

Average RPI Win:		94	WON-LOST		WINNING		LAST 10		STRENGTH OF		OPP. STRENGTH		TEAM		ADJ		CONF.		ADJ CONF.					
Average RPI Loss:		19	RECORD		PCT. RANK		GAMES		SCHEDULE		OF SCHEDULE		RPI		RPI		RPI		RPI					
DIV. I ONLY			50-16-0		.75758		20		6-4-0		6		31		10		.67362		11		9		9	
DIV. I NON-CONF.			28-14-0		.66667		48		6-3-0		2		2		10		.66855		9		10		10	
TOTALS		RPI 1-25		RPI 26-50		W-L RECORDS		RPI 51-100		RPI 101-150		RPI 150+												
50-16-0		7-13-0		10-2-0		OVERALL		6-1-0		19-0-0		8-0-0												
24-8-0		3-6-0		7-1-0		HOME		5-1-0		8-0-0		1-0-0												
16-1-0		3-1-0		0-0-0		AWAY		1-0-0		7-0-0		5-0-0												
10-7-0		1-6-0		3-1-0		NEUTRAL		0-0-0		4-0-0		2-0-0												
28-14-0		7-13-0		6-0-0		NON-CONFERENCE		6-1-0		6-0-0		3-0-0												
16-7-0		3-6-0		5-0-0		HOME		5-1-0		2-0-0		1-0-0												
5-1-0		3-1-0		0-0-0		AWAY		1-0-0		1-0-0		0-0-0												
7-6-0		1-6-0		1-0-0		NEUTRAL		0-0-0		3-0-0		2-0-0												
22-2-0		0-0-0		4-2-0		CONFERENCE		0-0-0		13-0-0		5-0-0												
8-1-0		0-0-0		2-1-0		HOME		0-0-0		6-0-0		0-0-0												
11-0-0		0-0-0		0-0-0		AWAY		0-0-0		6-0-0		5-0-0												
3-1-0		0-0-0		2-1-0		NEUTRAL		0-0-0		1-0-0		0-0-0												
RPI	S	Opponent		Score		RPI	S	Opponent		Score		RPI	S	Opponent		Score								
1	A	Alabama		0	8	34	H	East Carolina		10	0	51	A	UNLV		11	0	102	H	San Jose St.		3	2	
1	A	Alabama		5	4	34	H	East Carolina		6	4	80	H	Troy		19	3	102	H	San Jose St.		7	1	
1	A	Alabama		8	7	36	H	Lipscomb		3	0	80	H	Troy		12	4	102	H	San Jose St.		7	3	
2	H	Washington		0	1	36	H	Lipscomb		8	0	80	H	Troy		7	3	102	N	San Jose St.		16	8	
2	H	Washington		4	8	36	H	Lipscomb		5	4	80	H	Troy		2	1	112	H	A&M-Corpus Christi		9	0	
3	N	UCLA		2	5	41	H	Fresno St.		5	0	83	H	McNeese St.		1	2	114	H	Louisiana Tech		3	1	
4	N	Arizona		3	8	41	H	Fresno St.		5	4	83	H	McNeese St.		5	2	114	H	Louisiana Tech		9	0	
4	N	Arizona		1	5	41	H	Fresno St.		7	9							114	H	Louisiana Tech		8	5	
8	N	Missouri		3	2	41	N	Fresno St.		16	1							119	N	UC Davis		10	2	
10	N	Georgia Tech		2	11	41	N	Fresno St.		3	4							119	N	UC Davis		8	5	
15	H	California		0	5	41	N	Fresno St.		14	3							123	N	Utah		11	8	
15	H	California		3	0	44	N	Texas Tech		7	1							125	A	New Mexico St.		14	3	
15	H	California		1	5													125	A	New Mexico St.		9	8	
18	N	Oklahoma St.		0	4													125	A	New Mexico St.		13	1	
20	A	Stanford		6	3													130	A	Loyola Marymount		8	0	
20	H	Stanford		0	2													130	H	Loyola Marymount		9	0	
20	H	Stanford		11	5													143	A	Nevada		6	2	
21	N	Oregon		3	4													143	A	Nevada		11	2	
23	H	DePaul		2	6													143	A	Nevada		20	0	
23	H	DePaul		4	1													168	N	Cal St. Fullerton		12	3	
																		172	A	Boise St.		9	5	
																		172	A	Boise St.		15	1	
																		172	A	Boise St.		12	1	
																		181	A	Utah St.		18	8	
																		181	A	Utah St.		12	4	
																		184	N	San Diego		16	3	
																		258	H	Seattle		9	1	

Non-Div. I Games:

Hawaii

Average RPI Win:		90	WON-LOST RECORD		WINNING PCT. RANK	LAST 10 GAMES	STRENGTH OF SCHEDULE		OPP. STRENGTH OF SCHEDULE	TEAM RPI	ADJ RPI	CONF. RPI	ADJ CONF. RPI				
Average RPI Loss:		24															
DIV. I ONLY			49-15-0		.76563	19	7-3-0		24	13	14	.6707	12	2	2		
DIV. I NON-CONF.			30-6-0		.83333	9	6-2-0		49	45	14	.6427	12	2	2		
TOTALS		RPI 1-25		RPI 26-50		W-L RECORDS		RPI 51-100		RPI 101-150		RPI 150+					
49-15-0		11-11-0		13-3-0		OVERALL		6-0-0		5-0-0		14-1-0					
26-4-0		5-4-0		6-0-0		HOME		4-0-0		1-0-0		10-0-0					
13-4-0		2-2-0		6-2-0		AWAY		0-0-0		4-0-0		1-0-0					
10-7-0		4-5-0		1-1-0		NEUTRAL		2-0-0		0-0-0		3-1-0					
30-6-0		5-4-0		5-1-0		NON-CONFERENCE		4-0-0		2-0-0		14-1-0					
18-0-0		1-0-0		4-0-0		HOME		2-0-0		1-0-0		10-0-0					
4-0-0		2-0-0		0-0-		AWAY		0-0-0		1-0-0		1-0-0					
8-6-0		2-4-0		1-1-0		NEUTRAL		2-0-0		0-0-0		3-1-0					
19-9-0		6-7-0		8-2-0		CONFERENCE		2-0-0		3-0-0		0-0-0					
8-4-0		4-4-0		2-0-0		HOME		2-0-0		0-0-0		0-0-0					
9-4-0		0-2-0		6-2-0		AWAY		0-0-0		3-0-0		0-0-0					
2-1-0		2-1-0		0-0-0		NEUTRAL		0-0-0		0-0-0		0-0-0					
RPI	S	Opponent		Score		RPI	S	Opponent		Score		RPI	S	Opponent		Score	
1	A	Alabama		6 7		30	N	Ohio St.		3 0		109	A	South Carolina		8 0	
1	A	Alabama		2 4		32	H	Virginia		11 2		62	H	Mississippi		6 3	
1	N	Alabama		3 4		33	H	Louisville		3 1		62	H	Mississippi		4 2	
3	N	UCLA		1 11		37	H	Kentucky		7 1		66	N	Syracuse		8 6	
4	N	Arizona		0 8		37	H	Kentucky		4 3		76	H	Liberty		10 0	
4	N	Arizona		2 5		38	A	Auburn		2 1		91	N	Cleveland St.		12 8	
4	N	Arizona		9 0		38	A	Auburn		5 3							
5	A	Michigan		4 3		38	A	Auburn		1 2							
5	A	Michigan		5 0		39	N	UCF		3 6							
6	H	Florida		0 6		45	H	Illinois St.		8 4							
6	H	Florida		4 3		45	H	Illinois St.		6 5							
7	N	Oklahoma		4 2		48	A	Arkansas		5 3							
9	H	Georgia		6 10		48	A	Arkansas		3 1							
9	H	Georgia		5 4		49	A	Mississippi St.		8 4							
9	H	Georgia		6 7		49	A	Mississippi St.		10 4							
9	N	Georgia		7 5		49	A	Mississippi St.		4 5							
9	N	Georgia		6 4													
13	H	LSU		6 5													
13	H	LSU		6 1													
13	H	LSU		0 3													
14	H	Texas		3 2													
20	N	Stanford		7 8				LAST 10 GAMES									
						4	N	Arizona		2 5		5	A	Michigan		5 0	
						4	N	Arizona		0 8		33	H	Louisville		3 1	
						9	N	Georgia		7 5		32	H	Virginia		11 2	
						4	N	Arizona		9 0		55	H	Ball St.		5 0	
						5	A	Michigan		4 3		1	N	Alabama		3 4	

Non-Div. I Games:

Tennessee

Average RPI Win: 73		WON-LOST RECORD		WINNING PCT. RANK		LAST 10 GAMES		STRENGTH OF SCHEDULE		OPP. STRENGTH OF SCHEDULE		TEAM RPI		ADJ RPI		CONF. RPI		ADJ CONF. RPI	
Average RPI Loss: 15																			
DIV. I ONLY		45-16-0		.7377 23		4-6-0		11		5		12		.66728 13		2		2	
DIV. I NON-CONF.		23-7-0		.76667 27		1-2-0		19		22		13		.63508 16		2		2	
TOTALS		RPI 1-25		RPI 26-50		W-L RECORDS		RPI 51-100		RPI 101-150		RPI 150+							
45-16-0		8-15-0		17-0-0		OVERALL		9-1-0		6-0-0		5-0-0							
31-5-0		4-4-0		13-0-0		HOME		8-1-0		2-0-0		4-0-0							
10-9-0		1-9-0		3-0-0		AWAY		1-0-0		4-0-0		1-0-0							
4-2-0		3-2-0		1-0-0		NEUTRAL		0-0-0		0-0-0		0-0-0							
23-7-0		4-6-0		4-0-0		NON-CONFERENCE		7-1-0		3-0-0		5-0-0							
18-4-0		2-3-0		4-0-0		HOME		6-1-0		2-0-0		4-0-0							
3-2-0		0-2-0		0-0-		AWAY		1-0-0		1-0-0		1-0-0							
2-1-0		2-1-0		0-0-0		NEUTRAL		0-0-0		0-0-0		0-0-0							
22-9-0		4-9-0		13-0-0		CONFERENCE		2-0-0		3-0-0		0-0-0							
13-1-0		2-1-0		9-0-0		HOME		2-0-0		0-0-0		0-0-0							
7-7-0		1-7-0		3-0-0		AWAY		0-0-0		3-0-0		0-0-0							
2-1-0		1-1-0		1-0-0		NEUTRAL		0-0-0		0-0-0		0-0-0							
RPI S	Opponent	Score		RPI S	Opponent	Score		RPI S	Opponent	Score		RPI S	Opponent	Score					
1 A	Alabama	3	4	32 H	Virginia	3	0	62 H	Mississippi	2	1	109 A	South Carolina	5	0				
1 A	Alabama	1	3	32 H	Virginia	8	0	62 H	Mississippi	7	1	109 A	South Carolina	10	0				
1 N	Alabama	4	5	37 A	Kentucky	3	1	66 H	Syracuse	9	1	109 A	South Carolina	9	0				
5 H	Michigan	0	2	37 A	Kentucky	9	3	66 H	Syracuse	9	2	115 H	La.-Monroe	6	1				
6 A	Florida	1	7	37 A	Kentucky	5	2	81 H	Jacksonville St.	5	1	131 A	Nicholls St.	15	2				
6 A	Florida	1	2	37 N	Kentucky	2	1	81 H	Jacksonville St.	4	1	131 H	Nicholls St.	7	0				
6 A	Florida	1	4	38 H	Auburn	4	3	83 A	McNeese St.	7	2	155 H	Campbell	8	0				
6 N	Florida	9	1	38 H	Auburn	4	0	83 H	McNeese St.	6	0	155 H	Campbell	2	1				
9 H	Georgia	5	1	38 H	Auburn	7	0	83 H	McNeese St.	0	3	238 A	Southeastern La.	11	0				
9 H	Georgia	5	3	48 H	Arkansas	4	2	98 H	South Ala.	11	0	238 H	Southeastern La.	11	0				
9 H	Georgia	2	3	48 H	Arkansas	3	2					263 H	Southern U.	6	0				
12 A	Tennessee	3	0	48 H	Arkansas	3	2												
12 A	Tennessee	1	6	49 H	Mississippi St.	8	3												
12 A	Tennessee	5	6	49 H	Mississippi St.	2	1												
14 A	Texas	1	2	49 H	Mississippi St.	6	1												
14 A	Texas	1	2	50 H	Houston	5	4												
17 H	Texas A&M	0	1	50 H	Houston	2	0												
18 H	Oklahoma St.	6	4																
18 H	Oklahoma St.	5	1																
23 N	DePaul	4	1																
24 H	La.-Lafayette	0	1																
25 N	North Carolina	0	1																
25 N	North Carolina	6	3																
				LAST 10 GAMES															
				17 H	Texas A&M	0	1	37 N	Kentucky	2	1								
				24 H	La.-Lafayette	0	1	12 A	Tennessee	1	6								
				83 H	McNeese St.	6	0	12 A	Tennessee	3	0								
				1 N	Alabama	4	5	12 A	Tennessee	5	6								
				6 N	Florida	9	1	9 H	Georgia	2	3								

Non-Div. I Games:

LSU

Texas

Texas				Through Games Of Tuesday, June 10													
Average RPI Win:		76	WON-LOST RECORD	WINNING PCT. RANK	LAST 10 GAMES	STRENGTH OF SCHEDULE	OPP. STRENGTH OF SCHEDULE	TEAM RPI	ADJ RPI	CONF. RPI	ADJ CONF. RPI						
Average RPI Loss:		43															
DIV. I ONLY			43-15-0	.74138	22	5-5-0	10	25	13	.6625	14	3	3				
DIV. I NON-CONF.			27-12-0	.69231	37	1-4-0	11	28	20	.63133	17	3	3				
TOTALS		RPI 1-25		RPI 26-50		W-L RECORDS		RPI 51-100		RPI 101-150		RPI 150+					
43-15-0		12-7-0		4-4-0		OVERALL		16-2-0		7-1-0		4-1-0					
20-6-0		9-3-0		1-2-0		HOME		6-0-0		1-1-0		3-0-0					
10-5-0		0-2-0		2-0-0		AWAY		5-2-0		3-0-0		0-1-0					
13-4-0		3-2-0		1-2-0		NEUTRAL		5-0-0		3-0-0		1-0-0					
27-12-0		8-4-0		2-4-0		NON-CONFERENCE		6-2-0		7-1-0		4-1-0					
12-5-0		5-2-0		0-2-0		HOME		3-0-0		1-1-0		3-0-0					
4-4-0		0-1-0		1-0-		AWAY		0-2-0		3-0-0		0-1-0					
11-3-0		3-1-0		1-2-0		NEUTRAL		3-0-0		3-0-0		1-0-0					
16-3-0		4-3-0		2-0-0		CONFERENCE		10-0-0		0-0-0		0-0-0					
8-1-0		4-1-0		1-0-0		HOME		3-0-0		0-0-0		0-0-0					
6-1-0		0-1-0		1-0-0		AWAY		5-0-0		0-0-0		0-0-0					
2-1-0		0-1-0		0-0-0		NEUTRAL		2-0-0		0-0-0		0-0-0					
RPI	S	Opponent	Score	RPI	S	Opponent	Score	RPI	S	Opponent	Score	RPI	S	Opponent	Score		
3	N	UCLA	1 9	31	H	BYU	8 9	53	H	Nebraska	4 1	102	N	San Jose St.	13 8		
5	N	Michigan	5 2	33	N	Louisville	1 3	53	H	Nebraska	9 0	106	A	Texas-Arlington	3 2		
8	H	Missouri	10 2	34	H	East Carolina	0 1	57	A	North Texas	0 1	112	H	A&M-Corpus Christi	4 8		
8	H	Missouri	5 2	41	N	Fresno St.	4 5	58	N	Oregon St.	7 4	112	H	A&M-Corpus Christi	13 4		
8	N	Missouri	6 11	44	A	Texas Tech	7 2	60	A	Baylor	6 0	119	N	UC Davis	14 5		
9	H	Georgia	5 11	44	H	Texas Tech	4 0	60	H	Baylor	8 0	146	A	UTSA	4 3		
9	H	Georgia	0 9	45	N	Illinois St.	6 3	60	N	Baylor	3 2	146	A	UTSA	8 7		
12	A	Tennessee	2 3	50	A	Houston	11 4	66	N	Syracuse	5 4	146	N	UTSA	3 2		
13	H	LSU	2 1					69	A	Iowa St.	8 0	165	N	Ohio	11 5		
13	H	LSU	2 1					69	A	Iowa St.	10 2	168	A	Cal St. Fullerton	1 3		
16	N	Arizona St.	1 0					69	N	Iowa St.	11 2	174	H	Iona	6 0		
17	A	Texas A&M	0 1					75	H	UTEP	9 0	264	H	Centenary (LA)	6 0		
17	H	Texas A&M	4 1					75	H	UTEP	6 1	275	H	Texas Southern	8 0		
18	H	Oklahoma St.	0 1					77	N	Purdue	6 5						
18	H	Oklahoma St.	9 1					92	A	Texas St.	7 9						
23	H	DePaul	3 1					92	H	Texas St.	8 0						
23	H	DePaul	4 1					93	A	Kansas	6 2						
24	N	La.-Lafayette	7 1					93	A	Kansas	7 0						
25	H	North Carolina	1 0														
				LAST 10 GAMES													
				34 H East Carolina				0 1	9 H Georgia				5 11				
				31 H BYU				8 9	9 H Georgia				0 9				
				174 H Iona				6 0	60 A Baylor				6 0				
				60 N Baylor				3 2	69 A Iowa St.				10 2				
				8 N Missouri				6 11	69 A Iowa St.				8 0				

Texas

Non-Div. I Games:

Texas

Average RPI Win:		99	WON-LOST RECORD		WINNING PCT. RANK		LAST 10 GAMES		STRENGTH OF SCHEDULE		OPP. STRENGTH OF SCHEDULE		TEAM RPI		ADJ RPI		CONF. RPI		ADJ CONF. RPI				
Average RPI Loss:		15																					
DIV. I ONLY			44-19-0		.69841 33		7-3-0		9		18		16		.65947 15		1		1				
DIV. I NON-CONF.			34-8-0		.80952 14		3-2-0		37		58		15		.63867 13		1		1				
TOTALS		RPI 1-25		RPI 26-50		W-L RECORDS		RPI 51-100		RPI 101-150		RPI 150+											
44-19-0		10-17-0		7-1-0		OVERALL		5-1-0		7-0-0		15-0-0											
11-4-0		2-4-0		0-0-0		HOME		3-0-0		2-0-0		4-0-0											
10-10-0		7-10-0		0-0-0		AWAY		1-0-0		1-0-0		1-0-0											
23-5-0		1-3-0		7-1-0		NEUTRAL		1-1-0		4-0-0		10-0-0											
34-8-0		3-6-0		7-1-0		NON-CONFERENCE		2-1-0		7-0-0		15-0-0											
6-0-0		0-0-0		0-0-0		HOME		0-0-0		2-0-0		4-0-0											
5-3-0		2-3-0		0-0-		AWAY		1-0-0		1-0-0		1-0-0											
23-5-0		1-3-0		7-1-0		NEUTRAL		1-1-0		4-0-0		10-0-0											
10-11-0		7-11-0		0-0-0		CONFERENCE		3-0-0		0-0-0		0-0-0											
5-4-0		2-4-0		0-0-0		HOME		3-0-0		0-0-0		0-0-0											
5-7-0		5-7-0		0-0-0		AWAY		0-0-0		0-0-0		0-0-0											
0-0-0		0-0-0		0-0-0		NEUTRAL		0-0-0		0-0-0		0-0-0											
RPI	S	Opponent		Score		RPI	S	Opponent		Score		RPI	S	Opponent		Score		RPI	S	Opponent		Score	
2	H	Washington		0 4		27	N	Fordham		5 2		51	A	UNLV		5 1		103	N	Long Beach St.		8 1	
2	H	Washington		9 1		28	N	San Diego St.		5 4		54	N	Northwestern		3 5		119	A	UC Davis		4 0	
2	H	Washington		0 1		30	N	Ohio St.		7 0		58	H	Oregon St.		11 3		119	H	UC Davis		2 0	
3	A	UCLA		1 3		36	N	Lipscomb		0 1		58	H	Oregon St.		9 1		119	H	UC Davis		8 0	
3	A	UCLA		2 4		36	N	Lipscomb		5 3		58	H	Oregon St.		6 0		123	N	Utah		10 4	
3	A	UCLA		4 2		36	N	Lipscomb		3 0		90	N	Colorado St.		9 1		125	N	New Mexico St.		6 0	
4	H	Arizona		0 8		37	N	Kentucky		1 0								150	N	Ill.-Chicago		8 1	
4	H	Arizona		2 4		37	N	Kentucky		6 1								156	H	Pacific		8 0	
4	H	Arizona		8 0														156	N	Bucknell		10 0	
7	N	Oklahoma		1 12														161	A	St. Mary's (CA)		7 0	
9	A	Georgia		0 7														161	N	St. Mary's (CA)		6 2	
9	A	Georgia		1 10														163	N	Portland St.		8 0	
10	N	Georgia Tech		4 1														163	N	Portland St.		7 0	
11	A	Hawaii		5 1														168	H	Cal St. Fullerton		8 0	
11	A	Hawaii		0 3														170	N	Wisconsin		3 1	
11	A	Hawaii		5 0														183	H	Sacramento St.		6 0	
16	A	Arizona St.		11 3														183	N	Sacramento St.		3 1	
16	A	Arizona St.		8 0														187	N	UC Riverside		3 0	
16	A	Arizona St.		3 1														200	N	Western Mich.		9 1	
17	N	Texas A&M		2 3														252	H	Santa Clara		8 0	
18	N	Oklahoma St.		2 3														267	N	Southern Utah		11 0	
20	A	Stanford		1 5		LAST 10 GAMES												282	N	Weber St.		10 2	
20	A	Stanford		6 0		9	A	Georgia		1 10		58	H	Oregon St.		11 3							
20	A	Stanford		0 1		9	A	Georgia		0 7		58	H	Oregon St.		6 0							
21	A	Oregon		6 7		30	N	Ohio St.		7 0		58	H	Oregon St.		9 1							
21	A	Oregon		6 8		37	N	Kentucky		1 0		3	A	UCLA		4 2							
21	A	Oregon		0 1		156	N	Bucknell		10 0		3	A	UCLA		1 3							

Non-Div. I Games:

California

Average RPI Win: 83		WON-LOST	WINNING	LAST 10	STRENGTH OF		OPP. STRENGTH	TEAM	ADJ	CONF.	ADJ CONF.
Average RPI Loss: 19		RECORD	PCT. RANK	GAMES	SCHEDULE		OF SCHEDULE	RPI	RPI	RPI	RPI
DIV. I ONLY		44-17-0	.72131	29	12		8	15	.65905	16	1
DIV. I NON-CONF.		34-6-0	.85	8	57		32	12	.63732	14	1
TOTALS		RPI 1-25	RPI 26-50		W-L RECORDS		RPI 51-100		RPI 101-150		RPI 150+
44-17-0		11-13-0	5-2-0		OVERALL		12-2-0		9-0-0		7-0-0
32-10-0		5-8-0	3-2-0		HOME		8-0-0		9-0-0		7-0-0
6-5-0		5-3-0	0-0-0		AWAY		1-2-0		0-0-0		0-0-0
6-2-0		1-2-0	2-0-0		NEUTRAL		3-0-0		0-0-0		0-0-0
34-6-0		2-4-0	5-2-0		NON-CONFERENCE		11-0-0		9-0-0		7-0-0
28-2-0		1-0-0	3-2-0		HOME		8-0-0		9-0-0		7-0-0
0-2-0		0-2-0	0-0-		AWAY		0-0-0		0-0-0		0-0-0
6-2-0		1-2-0	2-0-0		NEUTRAL		3-0-0		0-0-0		0-0-0
10-11-0		9-9-0	0-0-0		CONFERENCE		1-2-0		0-0-0		0-0-0
4-8-0		4-8-0	0-0-0		HOME		0-0-0		0-0-0		0-0-0
6-3-0		5-1-0	0-0-0		AWAY		1-2-0		0-0-0		0-0-0
0-0-0		0-0-0	0-0-0		NEUTRAL		0-0-0		0-0-0		0-0-0
RPI S	Opponent	Score		RPI S	Opponent	Score		RPI S	Opponent	Score	
2 H	Washington	0	9	31 H	BYU	9	1	51 N	UNLV	10	0
2 H	Washington	4	5	31 H	BYU	11	6	53 H	Nebraska	1	0
2 H	Washington	6	5	37 H	Kentucky	2	5	53 H	Nebraska	7	1
3 A	UCLA	8	5	38 H	Auburn	14	2	58 A	Oregon St.	1	2
3 A	UCLA	2	1	45 H	Illinois St.	9	10	58 A	Oregon St.	4	3
3 A	UCLA	4	2	47 N	Long Island	9	1	58 A	Oregon St.	3	4
4 H	Arizona	2	14	47 N	Long Island	3	2	62 H	Mississippi	13	0
4 H	Arizona	6	12					67 N	Boston U.	6	1
4 H	Arizona	11	1					72 H	Creighton	11	8
6 A	Florida	2	5					72 H	Creighton	4	0
6 A	Florida	0	8					74 H	Iowa	7	4
7 N	Oklahoma	4	5					77 N	Purdue	6	4
14 N	Texas	0	1					88 H	South Fla.	8	7
15 H	California	3	11					92 H	Texas St.	6	3
15 H	California	1	3								
15 H	California	0	8								
17 H	Texas A&M	10	4								
20 A	Stanford	0	8								
20 A	Stanford	3	0								
20 A	Stanford	3	2								
21 H	Oregon	4	7								
21 H	Oregon	10	3								
21 H	Oregon	3	0								
23 N	DePaul	8	2								
				LAST 10 GAMES							
6 A	Florida	2	5	2 H	Washington	0	9				
6 A	Florida	0	8	2 H	Washington	4	5				
47 N	Long Island	9	1	2 H	Washington	6	5				
47 N	Long Island	3	2	58 A	Oregon St.	3	4				
67 N	Boston U.	6	1	58 A	Oregon St.	1	2				

Non-Div. I Games:

Arizona St.

Average RPI Win:		91	WON-LOST RECORD		WINNING PCT. RANK	LAST 10 GAMES		STRENGTH OF SCHEDULE		OPP. STRENGTH OF SCHEDULE	TEAM RPI	ADJ RPI	CONF. RPI	ADJ CONF. RPI			
DIV. I ONLY			44-16-0		.73333	25		7-3-0		16	29	17	.64541	17	3	3	
DIV. I NON-CONF.			31-9-0		.775	23		2-2-0		24	54	17	.62913	18	3	3	
TOTALS		RPI 1-25		RPI 26-50		W-L RECORDS		RPI 51-100		RPI 101-150		RPI 150+					
44-16-0		6-10-0		8-3-0		OVERALL		12-2-0		10-1-0		8-0-0					
22-7-0		2-4-0		3-2-0		HOME		5-0-0		7-1-0		5-0-0					
10-4-0		3-2-0		3-0-0		AWAY		3-2-0		0-0-0		1-0-0					
12-5-0		1-4-0		2-1-0		NEUTRAL		4-0-0		3-0-0		2-0-0					
31-9-0		2-5-0		6-3-0		NON-CONFERENCE		5-0-0		10-1-0		8-0-0					
17-4-0		0-1-0		3-2-0		HOME		2-0-0		7-1-0		5-0-0					
3-1-0		1-1-0		1-0-		AWAY		0-0-0		0-0-0		1-0-0					
11-4-0		1-3-0		2-1-0		NEUTRAL		3-0-0		3-0-0		2-0-0					
13-7-0		4-5-0		2-0-0		CONFERENCE		7-2-0		0-0-0		0-0-0					
5-3-0		2-3-0		0-0-0		HOME		3-0-0		0-0-0		0-0-0					
7-3-0		2-1-0		2-0-0		AWAY		3-2-0		0-0-0		0-0-0					
1-1-0		0-1-0		0-0-0		NEUTRAL		1-0-0		0-0-0		0-0-0					
RPI	S	Opponent		Score		RPI	S	Opponent		Score		RPI	S	Opponent		Score	
7	H	Oklahoma		0 6		26	N	Massachusetts		1 0		51	N	UNLV		4 3	
7	H	Oklahoma		4 9		27	N	Fordham		0 4		53	A	Nebraska		6 3	
7	N	Oklahoma		1 5		28	A	San Diego St.		4 0		53	A	Nebraska		3 8	
8	H	Missouri		6 5		28	N	San Diego St.		7 6		53	N	Nebraska		5 0	
8	H	Missouri		1 14		31	H	BYU		3 5		58	H	Oregon St.		6 4	
10	H	Georgia Tech		0 4		31	H	BYU		4 5		60	A	Baylor		2 3	
13	A	LSU		1 0		44	A	Texas Tech		10 6		60	H	Baylor		11 1	
14	A	Texas		1 4		44	A	Texas Tech		8 4		69	A	Iowa St.		4 2	
14	H	Texas		1 0		49	H	Mississippi St.		13 4		69	A	Iowa St.		9 1	
15	N	California		3 2		49	H	Mississippi St.		9 0		83	N	McNeese St.		2 0	
16	A	Arizona St.		4 10		50	H	Houston		6 4		85	N	Cal St. Northridge		8 2	
18	A	Oklahoma St.		3 1								93	H	Kansas		12 4	
18	A	Oklahoma St.		2 1								93	H	Kansas		10 1	
21	N	Oregon		0 4								96	H	Stephen F. Austin		7 0	
24	N	La.-Lafayette		0 5													
24	N	La.-Lafayette		1 6													
LAST 10 GAMES																	
24	N	La.-Lafayette		1 6		53	N	Nebraska		5 0							
13	A	LSU		1 0		18	A	Oklahoma St.		2 1							
83	N	McNeese St.		2 0		18	A	Oklahoma St.		3 1							
24	N	La.-Lafayette		0 5		44	A	Texas Tech		8 4							
7	N	Oklahoma		1 5		44	A	Texas Tech		10 6							

Non-Div. I Games:

Texas A&M

Average RPI Win:		98	WON-LOST RECORD		WINNING PCT. RANK	LAST 10 GAMES	STRENGTH OF SCHEDULE		OPP. STRENGTH OF SCHEDULE	TEAM RPI	ADJ RPI	CONF. RPI	ADJ CONF. RPI				
DIV. I ONLY			44-16-0	.73333	25	4-6-0	30		23	19	.63795	18	3	3			
DIV. I NON-CONF.			31-9-0	.775	23	1-2-0	68		35	22	.61313	23	3	3			
TOTALS		RPI 1-25		RPI 26-50		W-L RECORDS		RPI 51-100		RPI 101-150		RPI 150+					
44-16-0		8-10-0		3-5-0		OVERALL		14-1-0		10-0-0		9-0-0					
18-3-0		1-2-0		1-0-0		HOME		7-1-0		6-0-0		3-0-0					
12-6-0		3-4-0		0-2-0		AWAY		6-0-0		1-0-0		2-0-0					
14-7-0		4-4-0		2-3-0		NEUTRAL		1-0-0		3-0-0		4-0-0					
31-9-0		3-5-0		3-3-0		NON-CONFERENCE		6-1-0		10-0-0		9-0-0					
11-1-0		0-0-0		1-0-0		HOME		1-1-0		6-0-0		3-0-0					
7-2-0		0-2-0		0-0-		AWAY		4-0-0		1-0-0		2-0-0					
13-6-0		3-3-0		2-3-0		NEUTRAL		1-0-0		3-0-0		4-0-0					
13-7-0		5-5-0		0-2-0		CONFERENCE		8-0-0		0-0-0		0-0-0					
7-2-0		1-2-0		0-0-0		HOME		6-0-0		0-0-0		0-0-0					
5-4-0		3-2-0		0-2-0		AWAY		2-0-0		0-0-0		0-0-0					
1-1-0		1-1-0		0-0-0		NEUTRAL		0-0-0		0-0-0		0-0-0					
RPI	S	Opponent		Score		RPI	S	Opponent		Score		RPI	S	Opponent		Score	
2	N	Washington		4	9	29	N	Hofstra		2	5	53	H	Nebraska		8	0
5	N	Michigan		0	7	29	N	Hofstra		6	8	53	H	Nebraska		4	0
5	N	Michigan		1	8	31	N	BYU		3	1	57	H	North Texas		7	0
7	A	Oklahoma		1	11	32	N	Virginia		5	2	60	H	Baylor		7	4
7	H	Oklahoma		3	2	33	H	Louisville		7	2	60	H	Baylor		6	3
7	N	Oklahoma		1	0	44	A	Texas Tech		0	6	64	A	Tulsa		3	1
8	A	Missouri		1	0	44	A	Texas Tech		1	4	64	H	Tulsa		2	6
8	A	Missouri		8	3	46	N	Maryland		1	2	69	H	Iowa St.		2	1
8	N	Missouri		0	5							69	H	Iowa St.		4	0
11	N	Hawaii		4	0							82	N	Cornell		7	0
13	A	LSU		1	5							88	A	South Fla.		8	0
13	A	LSU		4	6							92	A	Texas St.		6	2
14	A	Texas		1	9							92	A	Texas St.		10	0
14	A	Texas		1	0							93	A	Kansas		11	3
15	N	California		3	2							93	A	Kansas		4	3
17	H	Texas A&M		1	3												
17	H	Texas A&M		1	2												
19	N	Illinois		7	3												
LAST 10 GAMES																	
29	N	Hofstra		2	5	17	H	Texas A&M		1	3						
82	N	Cornell		7	0	53	H	Nebraska		8	0						
29	N	Hofstra		6	8	53	H	Nebraska		4	0						
8	N	Missouri		0	5	7	A	Oklahoma		1	11						
17	H	Texas A&M		1	2	14	A	Texas		1	0						

Non-Div. I Games:

Oklahoma St.

Average RPI Win:		113	WON-LOST		WINNING		LAST 10		STRENGTH OF		OPP. STRENGTH		TEAM	ADJ		CONF.	ADJ CONF.	
Average RPI Loss:		18	RECORD		PCT. RANK		GAMES		SCHEDULE		OF SCHEDULE		RPI	RPI		RPI	RPI	
DIV. I ONLY			45-8-0		.84906		2		7-3-0		68		37		18		.63456	
DIV. I NON-CONF.			29-6-0		.82857		11		2-3-0		58		30		16		.63596	
TOTALS		RPI 1-25		RPI 26-50		W-L RECORDS		RPI 51-100		RPI 101-150		RPI 150+						
45-8-0		3-6-0		6-2-0		OVERALL		14-0-0		6-0-0		16-0-0						
12-1-0		0-0-0		2-1-0		HOME		5-0-0		0-0-0		5-0-0						
13-5-0		0-5-0		1-0-0		AWAY		5-0-0		2-0-0		5-0-0						
20-2-0		3-1-0		3-1-0		NEUTRAL		4-0-0		4-0-0		6-0-0						
29-6-0		3-5-0		5-1-0		NON-CONFERENCE		6-0-0		4-0-0		11-0-0						
4-0-0		0-0-0		1-0-0		HOME		1-0-0		0-0-0		2-0-0						
5-4-0		0-4-0		1-0-		AWAY		1-0-0		0-0-0		3-0-0						
20-2-0		3-1-0		3-1-0		NEUTRAL		4-0-0		4-0-0		6-0-0						
16-2-0		0-1-0		1-1-0		CONFERENCE		8-0-0		2-0-0		5-0-0						
8-1-0		0-0-0		1-1-0		HOME		4-0-0		0-0-0		3-0-0						
8-1-0		0-1-0		0-0-0		AWAY		4-0-0		2-0-0		2-0-0						
0-0-0		0-0-0		0-0-0		NEUTRAL		0-0-0		0-0-0		0-0-0						
RPI	S	Opponent		Score		RPI	S	Opponent		Score		RPI	S	Opponent		Score		
5	A	Michigan		1 7		28	N	San Diego St.		3 5		51	A	UNLV		8 0		
8	A	Missouri		2 4		30	H	Ohio St.		3 2		52	H	Southern Ill.		9 1		
8	A	Missouri		1 3		30	H	Ohio St.		2 10		54	A	Northwestern		8 4		
18	N	Oklahoma St.		3 7		40	N	Radford		10 0		54	A	Northwestern		13 1		
20	A	Stanford		0 8		41	N	Fresno St.		5 0		66	N	Syracuse		7 3		
22	N	Florida St.		4 3		45	A	Illinois St.		5 1		70	N	Fla. Atlantic		9 0		
23	A	DePaul		2 3		45	H	Illinois St.		8 7		71	N	Virginia Tech		10 5		
23	N	DePaul		9 1		48	N	Arkansas		7 4		73	A	Penn St.		4 0		
23	N	DePaul		4 2								73	A	Penn St.		3 2		
												74	H	Iowa		6 4		
												74	H	Iowa		10 6		
												77	H	Purdue		5 0		
												77	H	Purdue		8 0		
												87	N	Kent St.		10 0		

Non-Div. I Games:

Illinois

Average RPI Win: 109		WON-LOST	WINNING	LAST 10	STRENGTH OF		OPP. STRENGTH	TEAM	ADJ	CONF.	ADJ CONF.
Average RPI Loss: 16		RECORD	PCT. RANK	GAMES	SCHEDULE		OF SCHEDULE	RPI	RPI	RPI	RPI
DIV. I ONLY		37-19-0	.66071	47	5-5-0		13	19	20	.63167	20
DIV. I NON-CONF.		29-6-0	.82857	11	2-2-0		76	84	21	.62087	20
TOTALS		RPI 1-25	RPI 26-50		W-L RECORDS		RPI 51-100		RPI 101-150		RPI 150+
37-19-0		10-15-0	1-2-0		OVERALL		5-2-0		8-0-0		13-0-0
23-9-0		7-7-0	1-2-0		HOME		0-0-0		4-0-0		11-0-0
5-8-0		1-7-0	0-0-0		AWAY		2-1-0		1-0-0		1-0-0
9-2-0		2-1-0	0-0-0		NEUTRAL		3-1-0		3-0-0		1-0-0
29-6-0		4-3-0	1-2-0		NON-CONFERENCE		3-1-0		8-0-0		13-0-0
17-3-0		1-1-0	1-2-0		HOME		0-0-0		4-0-0		11-0-0
3-1-0		1-1-0	0-0-0		AWAY		0-0-0		1-0-0		1-0-0
9-2-0		2-1-0	0-0-0		NEUTRAL		3-1-0		3-0-0		1-0-0
8-13-0		6-12-0	0-0-0		CONFERENCE		2-1-0		0-0-0		0-0-0
6-6-0		6-6-0	0-0-0		HOME		0-0-0		0-0-0		0-0-0
2-7-0		0-6-0	0-0-0		AWAY		2-1-0		0-0-0		0-0-0
0-0-0		0-0-0	0-0-0		NEUTRAL		0-0-0		0-0-0		0-0-0
RPI S	Opponent	Score	RPI S	Opponent	Score	RPI S	Opponent	Score	RPI S	Opponent	Score
2 A	Washington	1 2	31 H	BYU	2 4	51 N	UNLV	6 0	102 H	San Jose St.	4 1
2 A	Washington	0 8	44 H	Texas Tech	3 6	54 N	Northwestern	0 4	103 N	Long Beach St.	4 3
2 A	Washington	0 1	44 H	Texas Tech	5 4	58 A	Oregon St.	8 10	104 H	Cal Poly	8 0
3 H	UCLA	0 10				58 A	Oregon St.	4 3	112 N	A&M-Corpus Christi	10 2
3 H	UCLA	3 7				58 A	Oregon St.	1 0	112 N	A&M-Corpus Christi	5 2
3 H	UCLA	1 10				66 N	Syracuse	7 3	119 A	UC Davis	6 2
4 A	Arizona	4 5				83 N	McNeese St.	9 0	119 H	UC Davis	17 0
4 A	Arizona	2 10							143 H	Nevada	10 2
4 A	Arizona	2 3							156 H	Pacific	6 0
6 N	Florida	2 0							161 H	St. Mary's (CA)	3 2
11 A	Hawaii	2 0							161 H	St. Mary's (CA)	8 0
11 A	Hawaii	5 11							168 A	Cal St. Fullerton	13 1
11 H	Hawaii	3 6							183 H	Sacramento St.	1 0
12 N	Tennessee	8 7							187 H	UC Riverside	9 1
15 H	California	5 1							194 N	Indiana	4 0
15 H	California	0 6							209 H	Cal St. Bakersfield	12 0
15 H	California	1 0							209 H	Cal St. Bakersfield	2 1
16 H	Arizona St.	0 3							212 H	UC Santa Barbara	7 0
16 H	Arizona St.	8 0							244 H	Princeton	7 0
16 H	Arizona St.	2 3							252 H	Santa Clara	8 0
19 H	Illinois	8 0							252 H	Santa Clara	7 0
21 H	Oregon	9 4	LAST 10 GAMES								
21 H	Oregon	5 1	11 H	Hawaii	3 6	21 H	Oregon	9 4			
21 H	Oregon	7 3	44 H	Texas Tech	3 6	2 A	Washington	0 1			
25 N	North Carolina	0 3	44 H	Texas Tech	5 4	2 A	Washington	1 2			
			21 H	Oregon	7 3	2 A	Washington	0 8			
			21 H	Oregon	5 1	252 H	Santa Clara	7 0			

Non-Div. I Games:

Stanford

Average RPI Win: 113		WON-LOST	WINNING	LAST 10	STRENGTH OF		OPP. STRENGTH	TEAM	ADJ	CONF.	ADJ CONF.
Average RPI Loss: 32		RECORD	PCT. RANK	GAMES	SCHEDULE		OF SCHEDULE	RPI	RPI	RPI	RPI
DIV. I ONLY		36-21-0	.63158	55	4-6-0		15	24	26	.62747	21
DIV. I NON-CONF.		28-8-0	.77778	21	3-2-0		83	104	28	.60617	26
TOTALS		RPI 1-25	RPI 26-50		W-L RECORDS		RPI 51-100		RPI 101-150		RPI 150+
36-21-0		10-14-0	3-4-0		OVERALL		4-1-0		5-0-0		14-2-0
14-5-0		5-4-0	0-0-0		HOME		0-0-0		0-0-0		9-1-0
7-12-0		3-10-0	0-1-0		AWAY		2-1-0		0-0-0		2-0-0
15-4-0		2-0-0	3-3-0		NEUTRAL		2-0-0		5-0-0		3-1-0
28-8-0		4-2-0	3-4-0		NON-CONFERENCE		2-0-0		5-0-0		14-2-0
9-1-0		0-0-0	0-0-0		HOME		0-0-0		0-0-0		9-1-0
4-3-0		2-2-0	0-0-		AWAY		0-0-0		0-0-0		2-0-0
15-4-0		2-0-0	3-3-0		NEUTRAL		2-0-0		5-0-0		3-1-0
8-13-0		6-12-0	0-0-0		CONFERENCE		2-1-0		0-0-0		0-0-0
5-4-0		5-4-0	0-0-0		HOME		0-0-0		0-0-0		0-0-0
3-9-0		1-8-0	0-0-0		AWAY		2-1-0		0-0-0		0-0-0
0-0-0		0-0-0	0-0-0		NEUTRAL		0-0-0		0-0-0		0-0-0
RPI S	Opponent	Score	RPI S	Opponent	Score	RPI S	Opponent	Score	RPI S	Opponent	Score
2 H	Washington	4 0	28 A	San Diego St.	2 5	58 A	Oregon St.	8 3	103 N	Long Beach St.	9 1
2 H	Washington	0 1	28 N	San Diego St.	3 4	58 A	Oregon St.	6 7	103 N	Long Beach St.	1 0
2 H	Washington	2 9	31 N	BYU	0 5	58 A	Oregon St.	6 5	104 N	Cal Poly	2 0
3 A	UCLA	4 11	35 N	Notre Dame	4 1	72 N	Creighton	8 2	123 N	Utah	4 2
3 A	UCLA	2 10	38 N	Auburn	1 0	85 N	Cal St. Northridge	3 2	150 N	Ill.-Chicago	6 5
3 A	UCLA	2 10	44 N	Texas Tech	3 4				163 A	Portland St.	2 0
4 H	Arizona	2 1	47 N	Long Island	3 1				163 A	Portland St.	3 2
4 H	Arizona	0 11							163 H	Portland St.	5 4
4 H	Arizona	3 8							163 H	Portland St.	1 4
8 A	Missouri	0 1							168 N	Cal St. Fullerton	6 0
8 A	Missouri	2 7							172 H	Boise St.	9 0
10 A	Georgia Tech	11 2							172 H	Boise St.	3 1
10 A	Georgia Tech	4 3							184 N	San Diego	14 5
11 N	Hawaii	4 3							194 N	Indiana	4 5
15 H	California	7 6							200 N	Western Mich.	4 0
15 H	California	8 6							258 H	Seattle	5 3
15 H	California	1 0							258 H	Seattle	4 0
16 A	Arizona St.	0 3							268 H	North Dakota	7 1
16 A	Arizona St.	7 4							268 H	North Dakota	12 0
16 A	Arizona St.	3 10							274 H	Idaho St.	19 0
17 N	Texas A&M	4 0							274 H	Idaho St.	13 0
20 A	Stanford	3 7	LAST 10 GAMES			20 A	Stanford	3 7			
20 A	Stanford	1 5	8 A	Missouri	2 7	20 A	Stanford	1 5			
20 A	Stanford	4 9	8 A	Missouri	0 1	20 A	Stanford	4 9			
			10 A	Georgia Tech	4 3	4 H	Arizona	0 11			
			10 A	Georgia Tech	11 2	4 H	Arizona	2 1			
			38 N	Auburn	1 0						

Non-Div. I Games:

Oregon

Average RPI Win: 109		WON-LOST RECORD		WINNING PCT. RANK		LAST 10 GAMES		STRENGTH OF SCHEDULE		OPP. STRENGTH OF SCHEDULE		TEAM RPI		ADJ RPI		CONF. RPI		ADJ CONF. RPI	
DIV. I ONLY		44-18-0		.70968 31		5-5-0		37		35		24		.6221 22		4		4	
DIV. I NON-CONF.		30-8-0		.78947 18		1-2-0		47		78		19		.62363 19		4		4	
TOTALS		RPI 1-25		RPI 26-50		W-L RECORDS		RPI 51-100		RPI 101-150		RPI 150+							
44-18-0		3-9-0		11-5-0		OVERALL		10-3-0		7-1-0		13-0-0							
18-9-0		2-6-0		2-1-0		HOME		2-1-0		4-1-0		8-0-0							
12-5-0		1-1-0		5-2-0		AWAY		5-2-0		0-0-0		1-0-0							
14-4-0		0-2-0		4-2-0		NEUTRAL		3-0-0		3-0-0		4-0-0							
30-8-0		1-4-0		6-3-0		NON-CONFERENCE		6-0-0		4-1-0		13-0-0							
11-4-0		0-2-0		2-1-0		HOME		0-0-0		1-1-0		8-0-0							
6-1-0		1-1-0		1-0-		AWAY		3-0-0		0-0-0		1-0-0							
13-3-0		0-1-0		3-2-0		NEUTRAL		3-0-0		3-0-0		4-0-0							
14-10-0		2-5-0		5-2-0		CONFERENCE		4-3-0		3-0-0		0-0-0							
7-5-0		2-4-0		0-0-0		HOME		2-1-0		3-0-0		0-0-0							
6-4-0		0-0-0		4-2-0		AWAY		2-2-0		0-0-0		0-0-0							
1-1-0		0-1-0		1-0-0		NEUTRAL		0-0-0		0-0-0		0-0-0							
RPI	S	Opponent		Score		RPI	S	Opponent		Score		RPI	S	Opponent		Score			
6	H	Florida		4	8	29	N	Hofstra		8	0	52	N	Southern Ill.		9	1		
6	H	Florida		2	9	32	A	Virginia		2	1	61	H	North Carolina St.		5	0		
9	A	Georgia		4	3	32	A	Virginia		9	6	61	H	North Carolina St.		1	3		
9	A	Georgia		2	5	32	A	Virginia		1	2	61	H	North Carolina St.		4	2		
10	H	Georgia Tech		2	5	38	H	Auburn		0	1	66	N	Syracuse		3	0		
10	H	Georgia Tech		6	2	39	A	UCF		6	1	70	A	Fla. Atlantic		6	3		
10	H	Georgia Tech		1	14	40	N	Radford		2	3	71	A	Virginia Tech		5	3		
10	N	Georgia Tech		4	8	40	N	Radford		10	1	71	A	Virginia Tech		3	1		
19	N	Illinois		3	4	42	H	FIU		7	2	71	A	Virginia Tech		7	8		
25	H	North Carolina		4	5	42	H	FIU		8	3	71	A	Virginia Tech		4	5		
25	H	North Carolina		2	1	44	N	Texas Tech		1	2	87	N	Kent St.		6	0		
25	H	North Carolina		0	5	46	A	Maryland		3	2	98	A	South Ala.		2	0		
						46	A	Maryland		2	0	99	A	Jacksonville		8	0		
						46	A	Maryland		2	6								
						46	N	Maryland		3	0								
						47	N	Long Island		6	0								
LAST 10 GAMES																			
40	N	Radford		2	3	46	N	Maryland		3	0								
9	A	Georgia		2	5	32	A	Virginia		2	1								
40	N	Radford		10	1	32	A	Virginia		9	6								
10	N	Georgia Tech		4	8	32	A	Virginia		1	2								
71	A	Virginia Tech		5	3	10	H	Georgia Tech		2	5								

Non-Div. I Games:

Florida St.

D
e
P
a
u
l

DePaul					Through Games Of Tuesday, June 10							
Average RPI Win: 104		WON-LOST RECORD	WINNING PCT. RANK	LAST 10 GAMES		STRENGTH OF SCHEDULE	OPP. STRENGTH OF SCHEDULE	TEAM RPI	ADJ RPI		CONF. RPI	ADJ CONF. RPI
Average RPI Loss: 39												
DIV. I ONLY		39-18-0	.68421	39	7-3-0	31	28	25	.61615	23	10	10
DIV. I NON-CONF.		20-14-0	.58824	85	4-2-0	5	7	27	.6076	25	9	9

TOTALS		RPI 1-25	RPI 26-50		W-L RECORDS	RPI 51-100		RPI 101-150		RPI 150+		
39-18-0		4-11-0	5-2-0		OVERALL	9-2-0		13-3-0		8-0-0		
13-1-0		1-0-0	2-0-0		HOME	1-0-0		6-1-0		3-0-0		
13-8-0		1-5-0	2-2-0		AWAY	5-0-0		1-1-0		4-0-0		
13-9-0		2-6-0	1-0-0		NEUTRAL	3-2-0		6-1-0		1-0-0		
20-14-0		4-11-0	1-1-0		NON-CONFERENCE	4-1-0		6-1-0		5-0-0		
3-0-0		1-0-0	0-0-0		HOME	1-0-0		1-0-0		0-0-0		
5-6-0		1-5-0	0-0-		AWAY	0-0-0		0-0-0		4-0-0		
12-8-0		2-6-0	1-0-0		NEUTRAL	3-1-0		5-1-0		1-0-0		
19-4-0		0-0-0	4-1-0		CONFERENCE	5-1-0		7-2-0		3-0-0		
10-1-0		0-0-0	2-0-0		HOME	0-0-0		5-1-0		3-0-0		
8-2-0		0-0-0	2-1-0		AWAY	5-0-0		1-1-0		0-0-0		
1-1-0		0-0-0	0-0-0		NEUTRAL	0-1-0		1-0-0		0-0-0		
RPI S	Opponent	Score	RPI S	Opponent	Score	RPI S	Opponent	Score	RPI S	Opponent	Score	
1 A	Alabama	4 6	33 A	Louisville	4 5	51 N	UNLV	4 5	109 N	South Carolina	6 0	
1 A	Alabama	0 8	33 A	Louisville	15 4	54 H	Northwestern	4 2	109 N	South Carolina	0 1	
2 N	Washington	5 3	33 A	Louisville	2 0	66 A	Syracuse	4 0	124 H	Rutgers	9 0	
5 N	Michigan	1 3	35 H	Notre Dame	15 2	66 A	Syracuse	1 0	124 H	Rutgers	10 7	
11 A	Hawaii	1 4	35 H	Notre Dame	7 6	66 N	Syracuse	2 3	124 H	Rutgers	4 2	
11 A	Hawaii	6 2	41 N	Fresno St.	3 2	72 N	Creighton	3 2	124 N	Rutgers	3 0	
13 N	LSU	1 4	45 A	Illinois St.	1 5	80 N	Troy	5 3	128 A	St. John's (NY)	0 2	
14 A	Texas	1 4				88 A	South Fla.	9 2	128 A	St. John's (NY)	6 5	
14 A	Texas	1 3				88 A	South Fla.	4 0	130 N	Loyola Marymount	2 0	
16 N	Arizona St.	2 8				88 A	South Fla.	8 0	130 N	Loyola Marymount	8 3	
19 H	Illinois	3 2				99 N	Jacksonville	4 0	136 H	Villanova	11 2	
19 N	Illinois	1 9							136 H	Villanova	6 3	
19 N	Illinois	2 4							136 H	Villanova	2 3	
25 N	North Carolina	4 1							140 N	Canisius	6 2	
25 N	North Carolina	1 4							140 N	Canisius	8 0	
									150 H	Ill.-Chicago	3 0	
									158 A	Loyola (IL)	4 0	
									168 A	Cal St. Fullerton	4 1	
									176 H	Georgetown	7 1	
									176 H	Georgetown	7 3	
									176 H	Georgetown	14 0	
			LAST 10 GAMES						177 A	Northern Ill.	4 2	
			19 N	Illinois	1 9	66 A	Syracuse	4 0	182 A	Coastal Caro.	6 1	
			72 N	Creighton	3 2	66 A	Syracuse	1 0	226 N	Eastern Ky.	6 2	
			19 N	Illinois	2 4	19 H	Illinois	3 2				
			66 N	Syracuse	2 3	54 H	Northwestern	4 2				
			124 N	Rutgers	3 0	158 A	Loyola (IL)	4 0				

D
e
P
a
u
l

Non-Div. I Games:

DePaul

Average RPI Win:	88	WON-LOST	WINNING	LAST 10	STRENGTH OF	OPP. STRENGTH	TEAM	ADJ	CONF.	ADJ CONF.		
Average RPI Loss:	52	RECORD	PCT. RANK	GAMES	SCHEDULE	OF SCHEDULE	RPI	RPI	RPI	RPI		
DIV. I ONLY		45-18-0	.71429	30	7-3-0	39	27	22	.61547	24	8	8
DIV. I NON-CONF.		22-13-0	.62857	71	3-2-0	13	4	25	.61018	24	7	7
<hr/>												
TOTALS	RPI 1-25	RPI 26-50		W-L RECORDS		RPI 51-100		RPI 101-150		RPI 150+		
45-18-0	3-7-0	7-4-0		OVERALL		20-4-0		11-2-0		4-1-0		
19-2-0	0-0-0	2-0-0		HOME		12-1-0		2-1-0		3-0-0		
11-8-0	1-2-0	2-3-0		AWAY		3-1-0		5-1-0		0-1-0		
15-8-0	2-5-0	3-1-0		NEUTRAL		5-2-0		4-0-0		1-0-0		
22-13-0	3-7-0	6-2-0		NON-CONFERENCE		7-3-0		2-0-0		4-1-0		
8-1-0	0-0-0	2-0-0		HOME		3-1-0		0-0-0		3-0-0		
3-4-0	1-2-0	1-0-		AWAY		1-0-0		0-0-0		0-1-0		
11-8-0	2-5-0	3-1-0		NEUTRAL		3-2-0		2-0-0		1-0-0		
23-5-0	0-0-0	1-2-0		CONFERENCE		13-1-0		9-2-0		0-0-0		
11-1-0	0-0-0	0-0-0		HOME		9-0-0		2-1-0		0-0-0		
8-4-0	0-0-0	1-2-0		AWAY		2-1-0		5-1-0		0-0-0		
4-0-0	0-0-0	0-0-0		NEUTRAL		2-0-0		2-0-0		0-0-0		
RPI	S	Opponent	Score	RPI	S	Opponent	Score	RPI	S	Opponent	Score	
2	N	Washington	0 8	26	N	Massachusetts	14 0	57	H	North Texas	2 1	
3	A	UCLA	2 10	32	N	Virginia	4 10	57	H	North Texas	2 0	
3	A	UCLA	1 10	40	N	Radford	8 0	57	H	North Texas	9 0	
5	N	Michigan	0 6	41	N	Fresno St.	7 5	66	H	Syracuse	10 4	
8	N	Missouri	6 11	42	A	FIU	9 5	66	H	Syracuse	9 0	
10	N	Georgia Tech	1 7	42	A	FIU	2 6	69	N	Iowa St.	4 1	
13	A	LSU	1 0	42	A	FIU	3 4	69	N	Iowa St.	6 5	
14	N	Texas	1 7	48	A	Arkansas	5 2	70	H	Fla. Atlantic	1 0	
17	N	Texas A&M	6 1	50	A	Houston	1 2	70	H	Fla. Atlantic	6 4	
17	N	Texas A&M	5 0	50	H	Houston	6 0	70	H	Fla. Atlantic	4 2	
				50	H	Houston	4 0	70	N	Fla. Atlantic	1 0	
								77	N	Purdue	7 6	
								77	N	Purdue	7 14	
								80	A	Troy	5 0	
								80	A	Troy	4 5	
								80	A	Troy	6 3	
								80	N	Troy	8 0	
								83	A	McNeese St.	11 1	
								83	H	McNeese St.	1 3	
								83	H	McNeese St.	9 1	
<hr/>												
LAST 10 GAMES												
				3	A	UCLA	1 10					
				3	A	UCLA	2 10					
				17	N	Texas A&M	6 1					
				13	A	LSU	1 0					
				17	N	Texas A&M	5 0					

Non-Div. I Games:

La.-Lafayette

RPI	S	Opponent	Score	
84	N	Drake	1	2
98	H	South Ala.	4	3
98	H	South Ala.	9	0
98	H	South Ala.	2	1

80	N	Troy	8	0
115	N	La.-Monroe	6	1
70	N	Fla. Atlantic	1	0
113	N	Middle Tenn.	3	1
115	H	La.-Monroe	1	2

North Carolina

Through Games Of Tuesday, June 10

Average RPI Win:		95	WON-LOST RECORD		WINNING PCT. RANK	LAST 10 GAMES		STRENGTH OF SCHEDULE		OPP. STRENGTH OF SCHEDULE	TEAM RPI	ADJ RPI	CONF. RPI	ADJ CONF. RPI			
DIV. I ONLY			42-20-0		.67742	45	5-5-0		34	22	27	.61412	25	4	4		
DIV. I NON-CONF.			30-9-0		.76923	26	3-3-0		44	23	18	.62085	21	4	4		
TOTALS		RPI 1-25		RPI 26-50		W-L RECORDS		RPI 51-100		RPI 101-150		RPI 150+					
42-20-0		6-10-0		3-5-0		OVERALL		13-4-0		13-0-0		7-1-0					
18-8-0		1-2-0		2-3-0		HOME		3-2-0		8-0-0		4-1-0					
14-9-0		2-5-0		1-2-0		AWAY		6-2-0		4-0-0		1-0-0					
10-3-0		3-3-0		0-0-0		NEUTRAL		4-0-0		1-0-0		2-0-0					
30-9-0		3-6-0		1-1-0		NON-CONFERENCE		9-1-0		10-0-0		7-1-0					
15-2-0		0-0-0		1-1-0		HOME		2-0-0		8-0-0		4-1-0					
6-5-0		0-4-0		0-0-		AWAY		4-1-0		1-0-0		1-0-0					
9-2-0		3-2-0		0-0-0		NEUTRAL		3-0-0		1-0-0		2-0-0					
12-11-0		3-4-0		2-4-0		CONFERENCE		4-3-0		3-0-0		0-0-0					
3-6-0		1-2-0		1-2-0		HOME		1-2-0		0-0-0		0-0-0					
8-4-0		2-1-0		1-2-0		AWAY		2-1-0		3-0-0		0-0-0					
1-1-0		0-1-0		0-0-0		NEUTRAL		1-0-0		0-0-0		0-0-0					
RPI	S	Opponent		Score		RPI	S	Opponent		Score		RPI	S	Opponent		Score	
2	A	Washington		1	2	32	A	Virginia		8	0	53	N	Nebraska		1	0
2	A	Washington		0	1	32	A	Virginia		1	3	53	N	Nebraska		1	0
3	A	UCLA		0	1	32	A	Virginia		4	5	54	N	Northwestern		3	1
10	H	Georgia Tech		8	3	40	H	Radford		4	5	56	A	Longwood		3	2
10	H	Georgia Tech		1	16	40	H	Radford		3	1	56	A	Longwood		8	0
10	H	Georgia Tech		0	5	46	H	Maryland		4	0	59	A	Charlotte		9	4
10	N	Georgia Tech		0	8	46	H	Maryland		1	2	59	A	Charlotte		6	1
13	N	LSU		1	0	46	H	Maryland		2	5	61	H	North Carolina St.		3	2
13	N	LSU		3	6							61	H	North Carolina St.		2	3
14	A	Texas		0	1							61	H	North Carolina St.		1	5
20	N	Stanford		3	0							61	N	North Carolina St.		7	1
22	A	Florida St.		1	2							71	A	Virginia Tech		8	0
22	A	Florida St.		5	0							71	A	Virginia Tech		1	0
22	A	Florida St.		5	4							71	A	Virginia Tech		0	4
23	N	DePaul		4	1							86	A	Elon		0	1
23	N	DePaul		1	4							95	H	St. Joseph's		8	0
												95	H	St. Joseph's		6	3

Non-Div. I Games:

North Carolina

Average RPI Win:	125	WON-LOST RECORD		WINNING PCT. RANK		LAST 10 GAMES		STRENGTH OF SCHEDULE		OPP. STRENGTH OF SCHEDULE		TEAM RPI		ADJ RPI		CONF. RPI		ADJ CONF. RPI					
DIV. I ONLY		42-10-1		.80189	10	7-3-0		59		77		21		.61178	26	17		18					
DIV. I NON-CONF.		21-9-0		.7	36	0-2-0		75		31		33		.58341	37	16		16					
TOTALS		RPI 1-25		RPI 26-50		W-L RECORDS		RPI 51-100		RPI 101-150		RPI 150+											
42-10-1		0-3-0		7-3-0		OVERALL		14-3-0		5-1-0		16-0-1											
17-3-0		0-0-0		2-2-0		HOME		7-1-0		1-0-0		7-0-0											
13-1-1		0-0-0		3-1-0		AWAY		2-0-0		1-0-0		7-0-1											
12-6-0		0-3-0		2-0-0		NEUTRAL		5-2-0		3-1-0		2-0-0											
21-9-0		0-3-0		3-2-0		NON-CONFERENCE		8-3-0		5-1-0		5-0-0											
3-2-0		0-0-0		0-1-0		HOME		1-1-0		1-0-0		1-0-0											
6-1-0		0-0-0		1-0-		AWAY		2-0-0		1-0-0		2-0-0											
12-6-0		0-3-0		2-0-0		NEUTRAL		5-2-0		3-1-0		2-0-0											
21-1-1		0-0-0		4-1-0		CONFERENCE		6-0-0		0-0-0		11-0-1											
14-1-0		0-0-0		2-1-0		HOME		6-0-0		0-0-0		6-0-0											
7-0-1		0-0-0		2-0-0		AWAY		0-0-0		0-0-0		5-0-1											
0-0-0		0-0-0		0-0-0		NEUTRAL		0-0-0		0-0-0		0-0-0											
RPI	S	Opponent		Score		RPI	S	Opponent		Score		RPI	S	Opponent		Score							
8	N	Missouri		1	2	27	A	Fordham		2	0	52	N	Southern Ill.		2	12	103	N	Long Beach St.		0	2
17	N	Texas A&M		0	1	27	A	Fordham		3	2	58	N	Oregon St.		6	1	137	A	Boston College		6	0
24	N	La.-Lafayette		0	14	27	H	Fordham		8	3	59	H	Charlotte		9	4	137	H	Boston College		3	1
						27	H	Fordham		5	7	59	H	Charlotte		5	1	147	N	Robert Morris		6	1
						27	H	Fordham		3	0	59	H	Charlotte		3	0	150	N	Ill.-Chicago		5	0
						28	A	San Diego St.		1	2	61	N	North Carolina St.		1	3	150	N	Ill.-Chicago		5	4
						42	A	FIU		5	3	61	N	North Carolina St.		1	0	151	A	St. Louis		3	3
						45	N	Illinois St.		1	0	67	A	Boston U.		7	5	151	A	St. Louis		1	0
						47	H	Long Island		1	3	67	H	Boston U.		3	0	158	N	Loyola (IL)		4	2
						49	N	Mississippi St.		7	6	67	H	Boston U.		4	10	171	N	Providence		14	3
												68	N	Chattanooga		3	0	179	A	Connecticut		12	0
												71	N	Virginia Tech		3	0	184	A	San Diego		3	1
												88	A	South Fla.		6	5	192	H	Quinnipiac		6	0
												93	N	Kansas		7	6	206	H	Temple		5	0
												95	H	St. Joseph's		5	0	206	H	Temple		9	0
												95	H	St. Joseph's		8	0	211	H	Rhode Island		3	1
												95	H	St. Joseph's		3	0	211	H	Rhode Island		9	2
																		231	H	Dayton		8	2
																		231	H	Dayton		5	4
																		233	A	La Salle		8	1
																		233	A	La Salle		10	0
																		234	A	George Washington		17	0
																		234	A	George Washington		11	0
						LAST 10 GAMES																	
						67	H	Boston U.		4	10	27	H	Fordham		5	7						
						47	H	Long Island		1	3	95	H	St. Joseph's		3	0						
						27	H	Fordham		8	3	95	H	St. Joseph's		8	0						
						27	H	Fordham		3	0	95	H	St. Joseph's		5	0						
						59	H	Charlotte		9	4	206	H	Temple		5	0						

Non-Div. I Games:

Massachusetts

Average RPI Win: 149		WON-LOST	WINNING	LAST 10	STRENGTH OF		OPP. STRENGTH	TEAM	ADJ	CONF.	ADJ CONF.				
Average RPI Loss: 40		RECORD	PCT. RANK	GAMES	SCHEDULE		OF SCHEDULE	RPI	RPI	RPI	RPI				
DIV. I ONLY		49-12-0	.80328	9	6-4-0		76	99	29	.60954	27	17	18		
DIV. I NON-CONF.		31-8-0	.79487	16	2-2-0		73	81	23	.61319	22	16	16		
TOTALS		RPI 1-25	RPI 26-50		W-L RECORDS		RPI 51-100		RPI 101-150		RPI 150+				
49-12-0		2-3-0	5-5-0		OVERALL		6-3-0		11-1-0		25-0-0				
16-2-0		0-0-0	0-2-0		HOME		2-0-0		1-0-0		13-0-0				
16-2-0		1-0-0	2-2-0		AWAY		0-0-0		2-0-0		11-0-0				
17-8-0		1-3-0	3-1-0		NEUTRAL		4-3-0		8-1-0		1-0-0				
31-8-0		2-3-0	4-1-0		NON-CONFERENCE		3-3-0		11-1-0		11-0-0				
8-0-0		0-0-0	0-0-0		HOME		0-0-0		1-0-0		7-0-0				
7-0-0		1-0-0	1-0-		AWAY		0-0-0		2-0-0		3-0-0				
16-8-0		1-3-0	3-1-0		NEUTRAL		3-3-0		8-1-0		1-0-0				
18-4-0		0-0-0	1-4-0		CONFERENCE		3-0-0		0-0-0		14-0-0				
8-2-0		0-0-0	0-2-0		HOME		2-0-0		0-0-0		6-0-0				
9-2-0		0-0-0	1-2-0		AWAY		0-0-0		0-0-0		8-0-0				
1-0-0		0-0-0	0-0-0		NEUTRAL		1-0-0		0-0-0		0-0-0				
RPI S	Opponent	Score		RPI S	Opponent	Score		RPI S	Opponent	Score		RPI S	Opponent	Score	
7 N	Oklahoma	0	1	26 A	Massachusetts	3	8	51 N	UNLV	4	0	105 N	Memphis	2	1
7 N	Oklahoma	0	2	26 A	Massachusetts	0	3	55 N	Ball St.	1	11	108 N	Fla. Gulf Coast	6	5
10 A	Georgia Tech	2	1	26 A	Massachusetts	7	5	56 N	Longwood	0	4	111 N	Winthrop	2	1
15 N	California	2	5	26 H	Massachusetts	0	2	58 N	Oregon St.	3	2	117 A	James Madison	7	0
17 N	Texas A&M	4	0	26 H	Massachusetts	2	3	59 H	Charlotte	8	0	117 A	James Madison	16	2
				28 N	San Diego St.	1	3	59 H	Charlotte	1	0	121 N	Central Mich.	8	4
				29 A	Hofstra	1	0	59 N	Charlotte	1	0	128 H	St. John's (NY)	3	0
				42 N	FIU	1	0	65 N	Georgia St.	0	1	138 N	Morehead St.	10	0
				46 N	Maryland	2	1	65 N	Georgia St.	5	1	138 N	Morehead St.	4	0
				46 N	Maryland	5	2					139 N	Pittsburgh	5	1
												139 N	Pittsburgh	3	4
												141 N	Mercer	4	0
												151 H	St. Louis	5	2
												151 H	St. Louis	3	0
												174 A	Iona	6	0
												174 H	Iona	6	1
												180 H	Seton Hall	8	0
												180 H	Seton Hall	3	0
												192 N	Quinnipiac	6	1
												204 H	Manhattan	7	3
												204 H	Manhattan	7	0
												206 A	Temple	6	0
												206 A	Temple	7	0
												211 H	Rhode Island	8	1
												211 H	Rhode Island	3	0
												230 H	St. Bonaventure	4	2
												230 H	St. Bonaventure	9	0
LAST 10 GAMES				7 N	Oklahoma	0	2	26 A	Massachusetts	0	3	206 A	Temple	7	0
				46 N	Maryland	5	2	26 A	Massachusetts	7	5	211 H	Rhode Island	8	1
				7 N	Oklahoma	0	1	59 N	Charlotte	1	0	211 H	Rhode Island	3	0
				46 N	Maryland	2	1	230 H	St. Bonaventure	9	0	230 H	St. Bonaventure	4	2
				26 A	Massachusetts	3	8	230 H	St. Bonaventure	4	2	230 H	St. Bonaventure	9	0

Non-Div. I Games:

Fordham

RPI	S	Opponent	Score	
231	A	Dayton	10	3
231	A	Dayton	11	0
233	A	La Salle	5	3
233	A	La Salle	10	2
234	A	George Washington	9	0
234	A	George Washington	3	0
254	H	Fairleigh Dickinson	8	0
254	H	Fairleigh Dickinson	5	1
279	A	St. Peter's	12	1
279	A	St. Peter's	21	1

F
o
r
d
h
a
m

F
o
r
d
h
a
m

Fordham

Average RPI Win:		106	WON-LOST RECORD		WINNING PCT. RANK		LAST 10 GAMES		STRENGTH OF SCHEDULE		OPP. STRENGTH OF SCHEDULE		TEAM RPI		ADJ RPI		CONF. RPI		ADJ CONF. RPI					
DIV. I ONLY			34-16-0		.68		43		6-4-0		36		40		30		.60883		28		6		7	
DIV. I NON-CONF.			23-12-0		.65714		54		1-2-0		28		20		29		.60281		27		8		8	
TOTALS		RPI 1-25		RPI 26-50				W-L RECORDS				RPI 51-100				RPI 101-150				RPI 150+				
34-16-0		3-6-0		6-4-0				OVERALL				10-4-0				4-1-0				11-1-0				
19-5-0		1-2-0		2-1-0				HOME				7-2-0				3-0-0				6-0-0				
6-5-0		0-1-0		1-1-0				AWAY				1-1-0				1-1-0				3-1-0				
9-6-0		2-3-0		3-2-0				NEUTRAL				2-1-0				0-0-0				2-0-0				
23-12-0		3-6-0		5-2-0				NON-CONFERENCE				5-3-0				2-0-0				8-1-0				
12-4-0		1-2-0		2-0-0				HOME				3-2-0				1-0-0				5-0-0				
2-2-0		0-1-0		0-0-				AWAY				0-0-0				1-0-0				1-1-0				
9-6-0		2-3-0		3-2-0				NEUTRAL				2-1-0				0-0-0				2-0-0				
11-4-0		0-0-0		1-2-0				CONFERENCE				5-1-0				2-1-0				3-0-0				
7-1-0		0-0-0		0-1-0				HOME				4-0-0				2-0-0				1-0-0				
4-3-0		0-0-0		1-1-0				AWAY				1-1-0				0-1-0				2-0-0				
0-0-0		0-0-0		0-0-0				NEUTRAL				0-0-0				0-0-0				0-0-0				
RPI	S	Opponent		Score		RPI	S	Opponent		Score		RPI	S	Opponent		Score		RPI	S	Opponent		Score		
2	H	Washington		0	5	26	H	Massachusetts		2	1	51	A	UNLV		4	0	103	A	Long Beach St.		8	0	
3	A	UCLA		3	4	27	N	Fordham		3	1	51	H	UNLV		3	0	120	H	Western Ky.		7	2	
7	N	Oklahoma		0	4	31	A	BYU		9	4	51	H	UNLV		3	0	123	A	Utah		2	3	
15	N	California		4	5	31	A	BYU		0	4	58	H	Oregon St.		4	1	123	H	Utah		1	0	
17	H	Texas A&M		0	4	31	H	BYU		1	2	60	N	Baylor		0	11	123	H	Utah		6	1	
17	N	Texas A&M		6	7	37	N	Kentucky		4	0	72	N	Creighton		5	3	167	H	Harvard		4	0	
19	N	Illinois		5	3	41	H	Fresno St.		8	0	73	H	Penn St.		1	3	168	A	Cal St. Fullerton		2	1	
21	H	Oregon		5	2	41	N	Fresno St.		3	4	75	H	UTEP		1	0	177	H	Northern Ill.		5	0	
21	N	Oregon		4	3	41	N	Fresno St.		3	2	77	N	Purdue		7	6	184	A	San Diego		2	3	
						44	N	Texas Tech		1	6	85	H	Cal St. Northridge		4	5	184	H	San Diego		4	0	
												90	A	Colorado St.		2	8	189	A	New Mexico		6	1	
												90	H	Colorado St.		8	0	189	A	New Mexico		7	6	
												90	H	Colorado St.		6	1	189	H	New Mexico		7	2	
												93	H	Kansas		10	2	201	N	Bradley		7	0	
																		208	H	Buffalo		5	0	
																		212	H	UC Santa Barbara		6	0	
																		267	N	Southern Utah		9	4	
LAST 10 GAMES																								
3	A	UCLA		3	4	90	A	Colorado St.		2	8													
41	N	Fresno St.		3	4	123	H	Utah		1	0													
41	N	Fresno St.		3	2	123	H	Utah		6	1													
189	A	New Mexico		7	6	31	H	BYU		1	2													
189	A	New Mexico		6	1	51	H	UNLV		3	0													

Non-Div. I Games:

San Diego St.

RPI	S	Opponent	Score	
250	H	UNC Wilmington	8	0
271	H	Marist	8	0

Hofstra

H
o
f
s
t
r
a

H
o
f
s
t
r
a

[illegible]

Non-Div. I Games:

Ohio St.

RPI	S	Opponent	Score	
267	A	Southern Utah	12	1
267	A	Southern Utah	9	0
267	A	Southern Utah	20	0
274	H	Idaho St.	11	5
274	H	Idaho St.	6	2
274	N	Idaho St.	10	6

BYU

B
Y
U

B
Y
U

Average RPI Win:		124	WON-LOST RECORD		WINNING PCT. RANK		LAST 10 GAMES		STRENGTH OF SCHEDULE		OPP. STRENGTH OF SCHEDULE		TEAM RPI		ADJ RPI		CONF. RPI		ADJ CONF. RPI	
DIV. I ONLY			34-23-0		.59649 72		5-5-0		26		48		38		.59709 32		4		4	
DIV. I NON-CONF.			21-15-0		.58333 88		1-2-0		17		114		41		.58219 40		4		4	
TOTALS		RPI 1-25			RPI 26-50			W-L RECORDS			RPI 51-100			RPI 101-150			RPI 150+			
34-23-0		6-12-0			5-4-0			OVERALL			8-6-0			4-1-0			11-0-0			
16-5-0		3-3-0			2-0-0			HOME			5-2-0			0-0-0			6-0-0			
11-10-0		0-6-0			2-0-0			AWAY			3-4-0			4-0-0			2-0-0			
7-8-0		3-3-0			1-4-0			NEUTRAL			0-0-0			0-1-0			3-0-0			
21-15-0		3-6-0			3-4-0			NON-CONFERENCE			3-4-0			1-1-0			11-0-0			
11-1-0		0-0-0			2-0-0			HOME			3-1-0			0-0-0			6-0-0			
3-6-0		0-3-0			0-0-			AWAY			0-3-0			1-0-0			2-0-0			
7-8-0		3-3-0			1-4-0			NEUTRAL			0-0-0			0-1-0			3-0-0			
13-8-0		3-6-0			2-0-0			CONFERENCE			5-2-0			3-0-0			0-0-0			
5-4-0		3-3-0			0-0-0			HOME			2-1-0			0-0-0			0-0-0			
8-4-0		0-3-0			2-0-0			AWAY			3-1-0			3-0-0			0-0-0			
0-0-0		0-0-0			0-0-0			NEUTRAL			0-0-0			0-0-0			0-0-0			
RPI	S	Opponent			Score		RPI	S	Opponent			Score		RPI	S	Opponent			Score	
4	N	Arizona			2	1	33	N	Louisville			1	0	56	A	Longwood			0	1
5	N	Michigan			0	13	33	N	Louisville			4	7	56	A	Longwood			3	5
5	N	Michigan			2	1	35	N	Notre Dame			3	11	61	H	North Carolina St.			1	0
7	N	Oklahoma			0	2	35	N	Notre Dame			0	9	61	H	North Carolina St.			0	9
10	A	Georgia Tech			3	5	40	H	Radford			4	2	61	H	North Carolina St.			4	1
10	A	Georgia Tech			0	8	40	H	Radford			5	2	71	A	Virginia Tech			8	3
10	A	Georgia Tech			2	5	41	N	Fresno St.			0	1	71	A	Virginia Tech			0	1
12	A	Tennessee			2	11	46	A	Maryland			5	3	71	A	Virginia Tech			5	0
13	A	LSU			0	3	46	A	Maryland			3	1	71	A	Virginia Tech			4	3
13	A	LSU			0	8							76	H	Liberty			4	6	
18	N	Oklahoma St.			2	5							76	H	Liberty			4	0	
22	H	Florida St.			1	2							86	A	Elon			8	10	
22	H	Florida St.			6	9							89	H	Towson			8	4	
22	H	Florida St.			2	1							89	H	Towson			5	3	
24	N	La.-Lafayette			10	4														
25	H	North Carolina			5	4														
25	H	North Carolina			0	8														
25	H	North Carolina			3	1														
							LAST 10 GAMES													
							33	N	Louisville			4	7	22	H	Florida St.			6	9
							12	A	Tennessee			2	11	22	H	Florida St.			2	1
							33	N	Louisville			1	0	137	A	Boston College			4	2
							71	A	Virginia Tech			0	1	137	A	Boston College			6	4
							22	H	Florida St.			1	2	137	A	Boston College			13	1

Non-Div. I Games:

Virginia

Average RPI Win:		114	WON-LOST RECORD		WINNING PCT. RANK	LAST 10 GAMES		STRENGTH OF SCHEDULE		OPP. STRENGTH OF SCHEDULE	TEAM RPI	ADJ RPI	CONF. RPI	ADJ CONF. RPI			
DIV. I ONLY		41-19-0		.68333	42	7-3-0		47		36	33	.59643	33	10	10		
DIV. I NON-CONF.		22-12-0		.64706	59	2-2-0		39		11	31	.5909	32	9	9		
TOTALS		RPI 1-25		RPI 26-50		W-L RECORDS		RPI 51-100		RPI 101-150		RPI 150+					
41-19-0		2-9-0		6-5-0		OVERALL		11-2-0		8-2-0		14-1-0					
14-8-0		1-4-0		3-3-0		HOME		3-1-0		4-0-0		3-0-0					
16-6-0		0-3-0		2-0-0		AWAY		3-1-0		2-2-0		9-0-0					
11-5-0		1-2-0		1-2-0		NEUTRAL		5-0-0		2-0-0		2-1-0					
22-12-0		1-7-0		4-3-0		NON-CONFERENCE		7-0-0		2-1-0		8-1-0					
5-3-0		0-2-0		1-1-0		HOME		1-0-0		0-0-0		3-0-0					
7-4-0		0-3-0		2-0-		AWAY		1-0-0		1-1-0		3-0-0					
10-5-0		1-2-0		1-2-0		NEUTRAL		5-0-0		1-0-0		2-1-0					
19-7-0		1-2-0		2-2-0		CONFERENCE		4-2-0		6-1-0		6-0-0					
9-5-0		1-2-0		2-2-0		HOME		2-1-0		4-0-0		0-0-0					
9-2-0		0-0-0		0-0-0		AWAY		2-1-0		1-1-0		6-0-0					
1-0-0		0-0-0		0-0-0		NEUTRAL		0-0-0		1-0-0		0-0-0					
RPI	S	Opponent		Score		RPI	S	Opponent		Score		RPI	S	Opponent		Score	
4	N	Arizona		3	11	29	H	Hofstra		1	2	55	N	Ball St.		5	1
5	H	Michigan		5	9	30	N	Ohio St.		0	2	60	N	Baylor		4	1
5	H	Michigan		3	7	32	N	Virginia		0	1	60	N	Baylor		6	5
7	A	Oklahoma		0	7	32	N	Virginia		7	4	66	H	Syracuse		6	2
7	N	Oklahoma		2	10	35	H	Notre Dame		0	5	66	H	Syracuse		1	2
12	A	Tennessee		1	3	35	H	Notre Dame		5	2	66	H	Syracuse		7	4
14	N	Texas		3	1	35	H	Notre Dame		1	3	77	H	Purdue		6	5
18	A	Oklahoma St.		2	7	35	H	Notre Dame		4	1	77	N	Purdue		3	0
23	H	DePaul		0	2	37	A	Kentucky		3	0	85	A	Cal St. Northridge		12	9
23	H	DePaul		4	15	37	H	Kentucky		6	0	88	A	South Fla.		5	0
23	H	DePaul		5	4	50	A	Houston		7	2	88	A	South Fla.		4	0
												88	A	South Fla.		1	2
												93	N	Kansas		10	2

Non-Div. I Games:

Louisville

[illegible]

Non-Div. I Games:

Notre Dame

RPI	S	Opponent	Score	
199	H	Eastern Mich.	9	3
200	A	Western Mich.	13	4
208	N	Buffalo	1	0
222	H	Toledo	11	0
222	H	Toledo	8	4
234	N	George Washington	12	0
234	N	George Washington	8	0

N
o
t
r
e
D
a
m
e

N
o
t
r
e
D
a
m
e

Notre Dame

RPI	S	Opponent	Score	
251	H	Tennessee St.	11	2
251	H	Tennessee St.	3	0
256	A	Belmont	8	0
256	A	Belmont	20	1
257	N	Oakland	10	4
257	N	Oakland	20	0
257	N	Oakland	8	0

Lipscomb

L
i
p
s
c
o
m
b

L
i
p
s
c
o
m
b

Average RPI Win:		99	WON-LOST RECORD		WINNING PCT. RANK		LAST 10 GAMES		STRENGTH OF SCHEDULE		OPP. STRENGTH OF SCHEDULE		TEAM RPI		ADJ RPI		CONF. RPI		ADJ CONF. RPI					
Average RPI Loss:		23																						
DIV. I ONLY			32-27-0		.54237		102		3-7-0		21		6		40		.59195		37		2		2	
DIV. I NON-CONF.			19-11-0		.63333		70		1-4-0		30		36		32		.58627		33		2		2	
TOTALS		RPI 1-25		RPI 26-50				W-L RECORDS				RPI 51-100				RPI 101-150				RPI 150+				
32-27-0		4-16-0		7-9-0				OVERALL				8-2-0				6-0-0				7-0-0				
11-8-0		2-6-0		2-2-0				HOME				0-0-0				5-0-0				2-0-0				
10-11-0		2-6-0		3-4-0				AWAY				5-1-0				0-0-0				0-0-0				
11-8-0		0-4-0		2-3-0				NEUTRAL				3-1-0				1-0-0				5-0-0				
19-11-0		1-5-0		2-5-0				NON-CONFERENCE				6-1-0				3-0-0				7-0-0				
4-1-0		0-0-0		0-1-0				HOME				0-0-0				2-0-0				2-0-0				
4-3-0		1-2-0		0-0-				AWAY				3-0-0				0-0-0				0-0-0				
11-7-0		0-3-0		2-3-0				NEUTRAL				3-1-0				1-0-0				5-0-0				
13-16-0		3-11-0		5-4-0				CONFERENCE				2-1-0				3-0-0				0-0-0				
7-7-0		2-6-0		2-1-0				HOME				0-0-0				3-0-0				0-0-0				
6-8-0		1-4-0		3-3-0				AWAY				2-1-0				0-0-0				0-0-0				
0-1-0		0-1-0		0-0-0				NEUTRAL				0-0-0				0-0-0				0-0-0				
RPI	S	Opponent		Score		RPI	S	Opponent		Score		RPI	S	Opponent		Score		RPI	S	Opponent		Score		
1	H	Alabama		2	7	28	N	San Diego St.		0	4	62	A	Mississippi		4	2	109	H	South Carolina		8	0	
1	H	Alabama		5	4	30	N	Ohio St.		6	5	62	A	Mississippi		3	5	109	H	South Carolina		4	3	
5	A	Michigan		4	8	30	N	Ohio St.		3	5	62	A	Mississippi		2	0	109	H	South Carolina		11	3	
5	A	Michigan		4	5	33	A	Louisville		0	6	65	N	Georgia St.		1	7	120	H	Western Ky.		9	3	
6	A	Florida		0	5	33	H	Louisville		0	3	68	A	Chattanooga		3	1	138	H	Morehead St.		3	0	
6	A	Florida		5	3	36	N	Lipscomb		0	3	70	A	Fla. Atlantic		2	1	139	N	Pittsburgh		2	1	
6	A	Florida		3	5	38	A	Auburn		0	1	70	A	Fla. Atlantic		4	1	168	N	Cal St. Fullerton		2	0	
9	H	Georgia		2	4	38	A	Auburn		5	3	76	N	Liberty		7	0	197	N	Minnesota		1	0	
9	H	Georgia		5	17	38	A	Auburn		2	3	81	N	Jacksonville St.		4	1	200	N	Western Mich.		5	1	
9	H	Georgia		4	2	46	N	Maryland		1	0	93	N	Kansas		7	2	215	N	Evansville		8	0	
10	N	Georgia Tech		3	6	48	H	Arkansas		4	2							245	H	Austin Peay		10	2	
12	A	Tennessee		1	7	48	H	Arkansas		5	0							245	H	Austin Peay		10	1	
12	A	Tennessee		3	4	48	H	Arkansas		8	9							259	N	Western Caro.		5	0	
13	H	LSU		3	9	49	A	Mississippi St.		2	0													
13	H	LSU		2	5	49	A	Mississippi St.		5	4													
13	H	LSU		1	3	49	A	Mississippi St.		0	1													
13	N	LSU		1	2																			
15	N	California		0	1																			
15	N	California		1	6																			
16	A	Arizona St.		5	2																			
						LAST 10 GAMES																		
						30	N	Ohio St.		3	5	62	A	Mississippi		4	2							
						15	N	California		0	1	62	A	Mississippi		2	0							
						30	N	Ohio St.		6	5	5	A	Michigan		4	8							
						13	N	LSU		1	2	5	A	Michigan		4	5							
						62	A	Mississippi		3	5	13	H	LSU		1	3							

Non-Div. I Games:

Kentucky

Average RPI Win: 96		WON-LOST	WINNING	LAST 10	STRENGTH OF		OPP. STRENGTH	TEAM	ADJ	CONF.	ADJ CONF.		
Average RPI Loss: 23		RECORD	PCT. RANK	GAMES	SCHEDULE		OF SCHEDULE	RPI	RPI	RPI	RPI		
DIV. I ONLY		31-26-0	.54386	101	6-4-0		17	9	39	.59126	38	2	2
DIV. I NON-CONF.		20-8-0	.71429	32	3-2-0		38	55	24	.60225	29	2	2
TOTALS		RPI 1-25	RPI 26-50		W-L RECORDS		RPI 51-100		RPI 101-150		RPI 150+		
31-26-0		2-18-0	7-4-0		OVERALL		8-4-0		8-0-0		6-0-0		
17-8-0		1-5-0	5-3-0		HOME		3-0-0		3-0-0		5-0-0		
7-12-0		1-10-0	0-0-0		AWAY		2-2-0		4-0-0		0-0-0		
7-6-0		0-3-0	2-1-0		NEUTRAL		3-2-0		1-0-0		1-0-0		
20-8-0		1-4-0	2-1-0		NON-CONFERENCE		6-3-0		5-0-0		6-0-0		
11-0-0		0-0-0	0-0-0		HOME		3-0-0		3-0-0		5-0-0		
2-3-0		1-2-0	0-0-		AWAY		0-1-0		1-0-0		0-0-0		
7-5-0		0-2-0	2-1-0		NEUTRAL		3-2-0		1-0-0		1-0-0		
11-18-0		1-14-0	5-3-0		CONFERENCE		2-1-0		3-0-0		0-0-0		
6-8-0		1-5-0	5-3-0		HOME		0-0-0		0-0-0		0-0-0		
5-9-0		0-8-0	0-0-0		AWAY		2-1-0		3-0-0		0-0-0		
0-1-0		0-1-0	0-0-0		NEUTRAL		0-0-0		0-0-0		0-0-0		
RPI S	Opponent	Score	RPI S	Opponent	Score	RPI S	Opponent	Score	RPI S	Opponent	Score		
1 H	Alabama	2 10	35 N	Notre Dame	5 2	52 N	Southern Ill.	0 1	109 A	South Carolina	11 3		
1 H	Alabama	1 9	37 H	Kentucky	1 0	53 H	Nebraska	2 1	109 A	South Carolina	5 3		
1 H	Alabama	1 5	37 H	Kentucky	3 5	61 N	North Carolina St.	2 1	109 A	South Carolina	4 1		
2 N	Washington	0 5	37 H	Kentucky	3 2	62 A	Mississippi	3 2	113 N	Middle Tenn.	8 0		
6 A	Florida	0 7	44 N	Texas Tech	6 1	62 A	Mississippi	5 6	114 H	Louisiana Tech	1 0		
6 A	Florida	4 5	45 N	Illinois St.	4 5	62 A	Mississippi	3 0	121 H	Central Mich.	6 2		
6 N	Florida	1 9	48 H	Arkansas	3 2	65 A	Georgia St.	5 6	141 A	Mercer	4 0		
9 A	Georgia	5 7	48 H	Arkansas	2 1	71 N	Virginia Tech	2 0	144 H	Valparaiso	6 3		
9 A	Georgia	0 1	48 H	Arkansas	4 3	80 H	Troy	3 1	165 H	Ohio	6 0		
9 A	Georgia	0 7	49 H	Mississippi St.	2 3	81 H	Jacksonville St.	8 5	169 H	SIU Edwardsville	7 0		
10 A	Georgia Tech	1 4	49 H	Mississippi St.	1 2	81 N	Jacksonville St.	15 1	170 N	Wisconsin	7 0		
12 H	Tennessee	2 1				87 N	Kent St.	0 1	190 H	Samford	13 0		
12 H	Tennessee	1 2							191 H	Gardner-Webb	8 0		
12 H	Tennessee	3 5							251 H	Tennessee St.	9 1		
13 A	LSU	0 7											
13 A	LSU	3 4											
13 A	LSU	0 4											
16 A	Arizona St.	2 14											
21 N	Oregon	0 1											
22 A	Florida St.	1 0											
LAST 10 GAMES													
10 A	Georgia Tech	1 4	48 H	Arkansas	3 2								
81 N	Jacksonville St.	15 1	48 H	Arkansas	4 3								
21 N	Oregon	0 1	113 N	Middle Tenn.	8 0								
6 N	Florida	1 9	81 H	Jacksonville St.	8 5								
48 H	Arkansas	2 1	62 A	Mississippi	5 6								

Non-Div. I Games:

Auburn

Average RPI Win: 95		WON-LOST RECORD		WINNING PCT. RANK		LAST 10 GAMES		STRENGTH OF SCHEDULE		OPP. STRENGTH OF SCHEDULE		TEAM RPI		ADJ RPI		CONF. RPI		ADJ CONF. RPI	
DIV. I ONLY		36-23-0		.61017 69		7-3-0		28		46		37		.58826 39		5		5	
DIV. I NON-CONF.		18-15-0		.54545 111		2-2-0		20		47		46		.57289 45		5		6	
TOTALS		RPI 1-25		RPI 26-50		W-L RECORDS		RPI 51-100		RPI 101-150		RPI 150+							
36-23-0		2-5-0		6-9-0		OVERALL		10-6-0		14-1-0		4-2-0							
19-13-0		0-2-0		4-3-0		HOME		5-5-0		6-1-0		4-2-0							
11-3-0		0-1-0		1-2-0		AWAY		3-0-0		7-0-0		0-0-0							
6-7-0		2-2-0		1-4-0		NEUTRAL		2-1-0		1-0-0		0-0-0							
18-15-0		2-5-0		2-3-0		NON-CONFERENCE		4-5-0		6-0-0		4-2-0							
13-8-0		0-2-0		1-0-0		HOME		3-4-0		5-0-0		4-2-0							
1-1-0		0-1-0		0-0-		AWAY		0-0-0		1-0-0		0-0-0							
4-6-0		2-2-0		1-3-0		NEUTRAL		1-1-0		0-0-0		0-0-0							
18-8-0		0-0-0		4-6-0		CONFERENCE		6-1-0		8-1-0		0-0-0							
6-5-0		0-0-0		3-3-0		HOME		2-1-0		1-1-0		0-0-0							
10-2-0		0-0-0		1-2-0		AWAY		3-0-0		6-0-0		0-0-0							
2-1-0		0-0-0		0-1-0		NEUTRAL		1-0-0		1-0-0		0-0-0							
RPI S	Opponent	Score		RPI S	Opponent	Score		RPI S	Opponent	Score		RPI S	Opponent	Score					
1 N	Alabama	3	2	30 H	Ohio St.	3	0	53 N	Nebraska	5	4	101 A	Marshall	8	4				
6 A	Florida	0	6	34 H	East Carolina	0	6	64 H	Tulsa	2	1	101 A	Marshall	9	1				
6 H	Florida	3	4	34 H	East Carolina	0	2	64 H	Tulsa	4	3	101 A	Marshall	1	0				
9 N	Georgia	0	12	34 H	East Carolina	0	2	64 H	Tulsa	0	1	105 H	Memphis	2	1				
10 N	Georgia Tech	0	1	34 N	East Carolina	1	3	68 N	Chattanooga	2	4	105 H	Memphis	0	1				
12 N	Tennessee	6	3	42 N	FIU	7	1	75 A	UTEP	4	3	105 N	Memphis	3	1				
22 H	Florida St.	1	6	42 N	FIU	0	7	75 A	UTEP	7	5	109 H	South Carolina	4	1				
				43 A	UAB	1	2	75 A	UTEP	12	10	116 A	Southern Miss.	7	4				
				43 A	UAB	2	5	75 N	UTEP	4	2	116 A	Southern Miss.	8	0				
				43 A	UAB	4	3	79 H	Stetson	1	7	116 A	Southern Miss.	3	2				
				46 N	Maryland	2	3	80 H	Troy	0	1	133 A	North Florida	5	3				
				48 N	Arkansas	0	6	82 H	Cornell	3	4	133 H	North Florida	6	3				
				50 H	Houston	5	1	82 H	Cornell	7	2	136 H	Villanova	5	2				
				50 H	Houston	2	1	84 H	Drake	0	5	137 H	Boston College	2	1				
				50 H	Houston	1	0	97 H	Ga. Southern	4	3	148 H	Bethune-Cookman	7	4				
								99 H	Jacksonville	3	0	167 H	Harvard	9	0				
												171 H	Providence	6	1				
												178 H	Maine	4	6				
												179 H	Connecticut	5	1				
												198 H	Florida A&M	2	3				
												202 H	Col. of Charleston	4	1				
				LAST 10 GAMES															
	6 A	Florida	0	6		75 N	UTEP	4	2										
	42 N	FIU	0	7		75 A	UTEP	7	5										
	42 N	FIU	7	1		75 A	UTEP	12	10										
	34 N	East Carolina	1	3		75 A	UTEP	4	3										
	105 N	Memphis	3	1		99 H	Jacksonville	3	0										

Non-Div. I Games:

UCF

RPI	S	Opponent	Score	
219	H	Presbyterian	6	3
222	N	Toledo	5	1
241	H	Siena	8	0

Radford

R
a
d
f
o
r
d

R
a
d
f
o
r
d

Average RPI Win:		142	WON-LOST RECORD		WINNING PCT. RANK		LAST 10 GAMES		STRENGTH OF SCHEDULE		OPP. STRENGTH OF SCHEDULE		TEAM RPI		ADJ RPI		CONF. RPI		ADJ CONF. RPI					
DIV. I ONLY			41-21-0		.66129		46		5-5-0		54		57		42		.58455		41		9		9	
DIV. I NON-CONF.			23-13-0		.63889		68		2-2-0		74		40		47		.5713		47		10		10	
TOTALS		RPI 1-25		RPI 26-50		W-L RECORDS		RPI 51-100		RPI 101-150		RPI 150+												
41-21-0		3-11-0		4-4-0		OVERALL		1-2-0		10-3-0		23-1-0												
22-4-0		0-0-0		2-1-0		HOME		1-1-0		5-1-0		14-1-0												
8-6-0		1-3-0		0-1-0		AWAY		0-0-0		4-2-0		3-0-0												
11-11-0		2-8-0		2-2-0		NEUTRAL		0-1-0		1-0-0		6-0-0												
23-13-0		1-7-0		4-4-0		NON-CONFERENCE		1-2-0		1-0-0		16-0-0												
12-2-0		0-0-0		2-1-0		HOME		1-1-0		0-0-0		9-0-0												
3-2-0		0-1-0		0-0-		AWAY		0-0-0		0-0-0		3-0-0												
8-9-0		1-6-0		2-2-0		NEUTRAL		0-1-0		1-0-0		4-0-0												
18-8-0		2-4-0		0-0-0		CONFERENCE		0-0-0		9-3-0		7-1-0												
10-2-0		0-0-0		0-0-0		HOME		0-0-0		5-1-0		5-1-0												
5-4-0		1-2-0		0-0-0		AWAY		0-0-0		4-2-0		0-0-0												
3-2-0		1-2-0		0-0-0		NEUTRAL		0-0-0		0-0-0		2-0-0												
RPI	S	Opponent		Score		RPI	S	Opponent		Score		RPI	S	Opponent		Score								
2	N	Washington		2	10	28	A	San Diego St.		0	8	75	N	UTEP		0	1							
3	A	UCLA		2	7	28	N	San Diego St.		4	3	85	H	Cal St. Northridge		10	1							
3	N	UCLA		4	5	28	N	San Diego St.		2	3	90	H	Colorado St.		2	3							
4	N	Arizona		0	11	30	N	Ohio St.		1	4			114 H Louisiana Tech		1	3							
11	A	Hawaii		0	5	32	N	Virginia		1	0			114 H Louisiana Tech		2	1							
11	A	Hawaii		9	7	34	H	East Carolina		1	0			114 H Louisiana Tech		4	0							
11	A	Hawaii		4	5	34	H	East Carolina		2	3			123 N Utah		11	0							
11	N	Hawaii		3	14	49	H	Mississippi St.		11	3			125 H New Mexico St.		4	3							
11	N	Hawaii		4	3									125 H New Mexico St.		7	6							
11	N	Hawaii		1	16									125 H New Mexico St.		3	1							
14	N	Texas		5	4									143 A Nevada		8	5							
19	N	Illinois		0	5									143 A Nevada		5	7							
23	N	DePaul		2	3									143 A Nevada		4	1							
24	N	La.-Lafayette		5	7									156 H Pacific		1	0							
														156 H Pacific		1	0							
														161 N St. Mary's (CA)		6	0							
														168 A Cal St. Fullerton		4	1							
														170 N Wisconsin		3	1							
														172 H Boise St.		5	0							
														172 H Boise St.		0	1							
														172 H Boise St.		3	2							
														172 N Boise St.		5	4							
														172 N Boise St.		6	5							
														176 H Georgetown		3	0							
														181 H Utah St.		4	1							
														181 H Utah St.		7	3							
														181 H Utah St.		4	1							

Non-Div. I Games:

Fresno St.

RPI	S	Opponent	Score	
183	H	Sacramento St.	3	2
183	H	Sacramento St.	6	0
187	N	UC Riverside	10	2
189	N	New Mexico	8	2
193	H	East Tenn. St.	7	2
212	A	UC Santa Barbara	5	4
212	A	UC Santa Barbara	9	1
244	H	Princeton	10	0
252	H	Santa Clara	12	1
252	H	Santa Clara	10	1

Fresno St.

F
r
e
s
n
o
s
t
.

F
r
e
s
n
o
s
t
.

Average RPI Win:		104	WON-LOST RECORD		WINNING PCT. RANK		LAST 10 GAMES		STRENGTH OF SCHEDULE		OPP. STRENGTH OF SCHEDULE		TEAM RPI		ADJ RPI		CONF. RPI		ADJ CONF. RPI				
DIV. I ONLY			37-22-0		.62712 56		5-5-0		33		68		41		.58266 43		5		5				
DIV. I NON-CONF.			22-12-0		.64706 59		1-2-0		25		106		35		.58312 39		5		6				
TOTALS		RPI 1-25		RPI 26-50		W-L RECORDS		RPI 51-100		RPI 101-150		RPI 150+											
37-22-0		0-2-0		9-8-0		OVERALL		12-8-0		9-3-0		7-1-0											
13-6-0		0-1-0		5-1-0		HOME		5-3-0		2-1-0		1-0-0											
11-12-0		0-1-0		3-5-0		AWAY		3-4-0		4-2-0		1-0-0											
13-4-0		0-0-0		1-2-0		NEUTRAL		4-1-0		3-0-0		5-1-0											
22-12-0		0-2-0		2-5-0		NON-CONFERENCE		10-4-0		3-0-0		7-1-0											
5-2-0		0-1-0		0-0-0		HOME		4-1-0		0-0-0		1-0-0											
4-6-0		0-1-0		1-0-		AWAY		2-2-0		0-0-0		1-0-0											
13-4-0		0-0-0		1-2-0		NEUTRAL		4-1-0		3-0-0		5-1-0											
15-10-0		0-0-0		7-3-0		CONFERENCE		2-4-0		6-3-0		0-0-0											
8-4-0		0-0-0		5-1-0		HOME		1-2-0		2-1-0		0-0-0											
7-6-0		0-0-0		2-2-0		AWAY		1-2-0		4-2-0		0-0-0											
0-0-0		0-0-0		0-0-0		NEUTRAL		0-0-0		0-0-0		0-0-0											
RPI	S	Opponent		Score		RPI	S	Opponent		Score		RPI	S	Opponent		Score							
1	A	Alabama		2	6	34	A	East Carolina		0	2	55	N	Ball St.		2	3	101	A	Marshall	2	3	
1	H	Alabama		3	7	34	A	East Carolina		5	0	64	H	Tulsa		1	4	101	A	Marshall	8	3	
						34	A	East Carolina		2	0	64	H	Tulsa		4	3	101	A	Marshall	4	3	
						36	A	Lipscomb		7	5	64	H	Tulsa		4	5	105	H	Memphis	1	0	
						36	A	Lipscomb		0	1	67	N	Boston U.		4	3	105	H	Memphis	5	2	
						36	N	Lipscomb		1	4	68	A	Chattanooga		1	2	105	H	Memphis	1	4	
						36	N	Lipscomb		6	7	68	A	Chattanooga		3	1	116	A	Southern Miss.	6	1	
						39	H	UCF		3	4	75	A	UTEP		4	2	116	A	Southern Miss.	0	3	
						39	H	UCF		5	2	75	A	UTEP		8	9	116	A	Southern Miss.	7	1	
						39	H	UCF		2	1	75	A	UTEP		3	5	121	N	Central Mich.	10	6	
						40	N	Radford		4	1	80	H	Troy		3	2	131	N	Nicholls St.	3	1	
						49	A	Mississippi St.		2	6	80	N	Troy		4	1	131	N	Nicholls St.	7	2	
						49	A	Mississippi St.		0	4	81	A	Jacksonville St.		1	2	186	N	Northwestern St.	5	2	
						50	A	Houston		0	3	81	H	Jacksonville St.		13	5	186	N	Northwestern St.	2	3	
						50	H	Houston		8	2	94	H	Kennesaw St.		4	2	190	A	Samford	7	1	
						50	H	Houston		11	3	94	H	Kennesaw St.		7	0	190	H	Samford	4	3	
						50	H	Houston		3	2	96	N	Stephen F. Austin		5	1	190	N	Samford	8	2	
												96	N	Stephen F. Austin		8	1	200	N	Western Mich.	5	3	
												98	A	South Ala.		6	0	255	N	Alabama St.	11	3	
												98	H	South Ala.		1	2	262	N	Alcorn St.	10	1	
						LAST 10 GAMES																	
						36	N	Lipscomb		6	7	116	A	Southern Miss.		0	3						
						262	N	Alcorn St.		10	1	116	A	Southern Miss.		7	1						
						36	N	Lipscomb		1	4	105	H	Memphis		1	0						
						50	A	Houston		0	3	105	H	Memphis		5	2						
						116	A	Southern Miss.		6	1	105	H	Memphis		1	4						

Non-Div. I Games:

UAB

Average RPI Win: 157		WON-LOST	WINNING	LAST 10	STRENGTH OF	OPP. STRENGTH	TEAM	ADJ	CONF.	ADJ CONF.							
Average RPI Loss: 35		RECORD	PCT. RANK	GAMES	SCHEDULE	OF SCHEDULE	RPI	RPI	RPI	RPI							
DIV. I ONLY		38-18-0	.67857	44	4-6-0	81	76	44	.57927	44	3	3					
DIV. I NON-CONF.		30-6-0	.83333	9	2-2-0	199	208	49	.57216	46	3	3					
<hr/>																	
TOTALS		RPI 1-25		RPI 26-50		W-L RECORDS		RPI 51-100		RPI 101-150		RPI 150+					
38-18-0		6-10-0		1-3-0		OVERALL		6-4-0		4-1-0		21-0-0					
21-7-0		2-3-0		0-0-0		HOME		1-3-0		1-1-0		17-0-0					
6-6-0		2-5-0		0-0-0		AWAY		3-1-0		1-0-0		0-0-0					
11-5-0		2-2-0		1-3-0		NEUTRAL		2-0-0		2-0-0		4-0-0					
30-6-0		3-2-0		1-3-0		NON-CONFERENCE		1-0-0		4-1-0		21-0-0					
18-1-0		0-0-0		0-0-0		HOME		0-0-0		1-1-0		17-0-0					
2-1-0		1-1-0		0-0-		AWAY		0-0-0		1-0-0		0-0-0					
10-4-0		2-1-0		1-3-0		NEUTRAL		1-0-0		2-0-0		4-0-0					
8-12-0		3-8-0		0-0-0		CONFERENCE		5-4-0		0-0-0		0-0-0					
3-6-0		2-3-0		0-0-0		HOME		1-3-0		0-0-0		0-0-0					
4-5-0		1-4-0		0-0-0		AWAY		3-1-0		0-0-0		0-0-0					
1-1-0		0-1-0		0-0-0		NEUTRAL		1-0-0		0-0-0		0-0-0					
RPI	S	Opponent		Score		RPI	S	Opponent		Score		RPI	S	Opponent		Score	
7	A	Oklahoma		7	6	28	N	San Diego St.		6	1	53	H	Nebraska		0	2
7	A	Oklahoma		7	9	38	N	Auburn		1	6	53	H	Nebraska		1	3
7	N	Oklahoma		0	2	46	N	Maryland		2	3	60	A	Baylor		1	0
8	A	Missouri		1	3	47	N	Long Island		2	3	60	A	Baylor		0	1
8	A	Missouri		2	5							69	H	Iowa St.		6	3
11	N	Hawaii		1	7							69	H	Iowa St.		2	4
14	A	Texas		0	4							89	N	Towson		6	2
14	H	Texas		2	7							93	A	Kansas		4	2
17	H	Texas A&M		4	8							93	A	Kansas		4	1
17	H	Texas A&M		6	10							93	N	Kansas		5	3
18	H	Oklahoma St.		6	0												
18	H	Oklahoma St.		4	1												
20	A	Stanford		6	3												
20	A	Stanford		4	5												
21	N	Oregon		4	3												
22	N	Florida St.		2	1												
<hr/>																	
LAST 10 GAMES																	
11	N	Hawaii		1	7	93	N	Kansas		5	3	278	H	Jackson St.		8	0
20	A	Stanford		6	3	17	H	Texas A&M		4	8	286	H	N.C. Central		24	1
119	N	UC Davis		1	0	17	H	Texas A&M		6	10	286	H	N.C. Central		14	0
20	A	Stanford		4	5	14	H	Texas		2	7	286	H	N.C. Central		11	0
7	N	Oklahoma		0	2	93	A	Kansas		4	1						

Non-Div. I Games:

Texas Tech

Average RPI Win: 134		WON-LOST RECORD		WINNING PCT. RANK		LAST 10 GAMES		STRENGTH OF SCHEDULE		OPP. STRENGTH OF SCHEDULE		TEAM RPI		ADJ RPI		CONF. RPI		ADJ CONF. RPI					
DIV. I ONLY		32-20-0		.61538 65		4-6-0		49		81		45		.57527 45		13		12					
DIV. I NON-CONF.		13-13-0		.5 134		0-2-0		4		19		39		.58454 36		12		12					
TOTALS		RPI 1-25		RPI 26-50		W-L RECORDS		RPI 51-100		RPI 101-150		RPI 150+											
32-20-0		2-6-0		2-4-0		OVERALL		7-8-0		8-1-0		13-1-0											
10-5-0		1-1-0		0-0-0		HOME		3-4-0		2-0-0		4-0-0											
14-6-0		1-4-0		0-0-0		AWAY		2-2-0		3-0-0		8-0-0											
8-9-0		0-1-0		2-4-0		NEUTRAL		2-2-0		3-1-0		1-1-0											
13-13-0		2-6-0		2-4-0		NON-CONFERENCE		4-2-0		3-1-0		2-0-0											
3-1-0		1-1-0		0-0-0		HOME		2-0-0		0-0-0		0-0-0											
2-5-0		1-4-0		0-0-		AWAY		0-1-0		0-0-0		1-0-0											
8-7-0		0-1-0		2-4-0		NEUTRAL		2-1-0		3-1-0		1-0-0											
19-7-0		0-0-0		0-0-0		CONFERENCE		3-6-0		5-0-0		11-1-0											
7-4-0		0-0-0		0-0-0		HOME		1-4-0		2-0-0		4-0-0											
12-1-0		0-0-0		0-0-0		AWAY		2-1-0		3-0-0		7-0-0											
0-2-0		0-0-0		0-0-0		NEUTRAL		0-1-0		0-0-0		0-1-0											
RPI	S	Opponent		Score		RPI	S	Opponent		Score		RPI	S	Opponent		Score							
8	A	Missouri		1	3	26	N	Massachusetts		0	1	52	A	Southern Ill.		1	0	108	N	Fla. Gulf Coast	7	5	
12	A	Tennessee		5	6	35	N	Notre Dame		0	1	52	A	Southern Ill.		11	2	110	A	UNI	9	1	
12	A	Tennessee		4	8	38	N	Auburn		5	4	52	A	Southern Ill.		1	2	110	A	UNI	5	3	
14	N	Texas		3	6	40	N	Radford		7	6	61	N	North Carolina St.		10	0	110	A	UNI	11	9	
16	A	Arizona St.		10	9	47	N	Long Island		4	11	72	H	Creighton		2	1	118	N	Wright St.	8	10	
19	A	Illinois		7	8	49	N	Mississippi St.		3	9	72	H	Creighton		0	8	124	N	Rutgers	4	0	
19	H	Illinois		1	5							72	H	Creighton		1	3	140	N	Canisius	4	1	
23	H	DePaul		5	1							72	N	Creighton		1	2	145	H	Wichita St.	10	2	
												74	N	Iowa		1	7	145	H	Wichita St.	9	1	
												84	H	Drake		6	8	165	N	Ohio	10	2	
												84	H	Drake		1	5	173	A	Missouri St.	11	1	
												88	A	South Fla.		3	4	173	A	Missouri St.	7	3	
												92	N	Texas St.		10	4	173	N	Missouri St.	1	6	
												100	H	Western Ill.		9	2	201	A	Bradley	7	0	
												100	H	Western Ill.		6	0	201	A	Bradley	6	0	
																		201	A	Bradley	2	0	
																		215	H	Evansville	4	3	
																		215	H	Evansville	6	0	
																		215	H	Evansville	10	0	
																		216	A	Indiana St.	5	4	
																		216	A	Indiana St.	6	3	
																		216	H	Indiana St.	3	2	
																		228	A	Southeast Mo. St.	12	1	
LAST 10 GAMES																							
						118	N	Wright St.		8	10	201	A	Bradley		7	0						
						35	N	Notre Dame		0	1	201	A	Bradley		2	0						
						173	N	Missouri St.		1	6	72	H	Creighton		1	3						
						72	N	Creighton		1	2	72	H	Creighton		2	1						
						201	A	Bradley		6	0	72	H	Creighton		0	8						

Non-Div. I Games:

Illinois St.

[illegible]

Non-Div. I Games:

Long Island

RPI	S	Opponent	Score
220	A	Mt. St. Mary's	13 1
220	A	Mt. St. Mary's	6 2
242	H	St. Francis (PA)	2 3
242	H	St. Francis (PA)	8 0
246	A	Central Conn. St.	5 2
246	A	Central Conn. St.	2 0
254	H	Fairleigh Dickinson	6 0
254	H	Fairleigh Dickinson	10 2
261	A	Wagner	9 1
261	A	Wagner	7 6
272	A	Bryant	3 1
272	A	Bryant	8 3

Long Island

Arkansas

Through Games Of Tuesday, June 10

Average RPI Win:		97	WON-LOST RECORD		WINNING PCT. RANK		LAST 10 GAMES		STRENGTH OF SCHEDULE		OPP. STRENGTH OF SCHEDULE		TEAM RPI		ADJ RPI		CONF. RPI		ADJ CONF. RPI				
Average RPI Loss:		34																					
DIV. I ONLY			28-29-0		.49123		142		3-7-0		20		14		47		.5691		48				
DIV. I NON-CONF.			18-10-0		.64286		64		1-0-0		62		65		44		.56772		49				
TOTALS		RPI 1-25		RPI 26-50				W-L RECORDS				RPI 51-100				RPI 101-150				RPI 150+			
28-29-0		2-17-0		5-5-0				OVERALL				8-6-0				6-0-0				7-1-0			
11-13-0		0-11-0		3-0-0				HOME				2-2-0				3-0-0				3-0-0			
8-12-0		2-4-0		1-5-0				AWAY				2-2-0				2-0-0				1-1-0			
9-4-0		0-2-0		1-0-0				NEUTRAL				4-2-0				1-0-0				3-0-0			
18-10-0		0-4-0		1-0-0				NON-CONFERENCE				6-5-0				4-0-0				7-1-0			
6-3-0		0-2-0		0-0-0				HOME				0-1-0				3-0-0				3-0-0			
3-3-0		0-0-0		0-0-				AWAY				2-2-0				0-0-0				1-1-0			
9-4-0		0-2-0		1-0-0				NEUTRAL				4-2-0				1-0-0				3-0-0			
10-19-0		2-13-0		4-5-0				CONFERENCE				2-1-0				2-0-0				0-0-0			
5-10-0		0-9-0		3-0-0				HOME				2-1-0				0-0-0				0-0-0			
5-9-0		2-4-0		1-5-0				AWAY				0-0-0				2-0-0				0-0-0			
0-0-0		0-0-0		0-0-0				NEUTRAL				0-0-0				0-0-0				0-0-0			
RPI	S	Opponent		Score		RPI	S	Opponent		Score		RPI	S	Opponent		Score		RPI	S	Opponent		Score	
1	H	Alabama		6	8	37	A	Kentucky		2	4	53	N	Nebraska		2	0	105	N	Memphis		6	1
1	H	Alabama		8	16	37	A	Kentucky		9	8	57	A	North Texas		2	10	109	A	South Carolina		3	2
1	H	Alabama		1	6	37	A	Kentucky		0	5	62	H	Mississippi		5	0	109	A	South Carolina		8	5
1	H	Alabama		0	9	38	A	Auburn		2	3	62	H	Mississippi		6	10	114	H	Louisiana Tech		5	2
6	H	Florida		1	6	38	A	Auburn		3	4	62	H	Mississippi		9	0	114	H	Louisiana Tech		5	3
6	H	Florida		3	12	38	A	Auburn		1	2	64	A	Tulsa		3	1	116	H	Southern Miss.		2	1
6	H	Florida		5	9	39	N	UCF		6	0	64	A	Tulsa		2	13	153	N	Sam Houston St.		12	1
7	H	Oklahoma		1	6	49	H	Mississippi St.		18	13	69	H	Iowa St.		1	2	154	H	Eastern Ill.		9	1
9	A	Georgia		0	4	49	H	Mississippi St.		11	6	69	N	Iowa St.		4	2	169	H	SIU Edwardsville		9	3
9	A	Georgia		3	2	49	H	Mississippi St.		7	2	74	N	Iowa		2	1	173	A	Missouri St.		11	3
9	A	Georgia		10	5							74	N	Iowa		3	2	173	N	Missouri St.		6	5
10	N	Georgia Tech		2	11							84	A	Drake		5	0	197	A	Minnesota		1	4
12	H	Tennessee		1	3							84	N	Drake		1	2	208	N	Buffalo		6	0
12	H	Tennessee		3	5							100	N	Western Ill.		4	5	228	H	Southeast Mo. St.		4	2
13	A	LSU		2	3																		
13	A	LSU		2	3																		
13	A	LSU		2	4																		
19	N	Illinois		4	7																		
24	H	La.-Lafayette		2	5																		
LAST 10 GAMES																							
		1 H Alabama		0	9							62	H	Mississippi		9	0						
		38 A Auburn		1	2							62	H	Mississippi		5	0						
		38 A Auburn		2	3							173	A	Missouri St.		11	3						
		38 A Auburn		3	4							1	H	Alabama		6	8						
		62 H Mississippi		6	10							1	H	Alabama		8	16						

Non-Div. I Games:

Arkansas

Average RPI Win: 103		WON-LOST	WINNING	LAST 10	STRENGTH OF		OPP. STRENGTH	TEAM	ADJ	CONF.	ADJ CONF.
Average RPI Loss: 32		RECORD	PCT. RANK	GAMES	SCHEDULE		OF SCHEDULE	RPI	RPI	RPI	RPI
DIV. I ONLY		26-29-0	.47273	153	4-6-0		25	10	51	.56653	49
DIV. I NON-CONF.		19-9-0	.67857	43	0-0-0		36	53	30	.59428	31
TOTALS		RPI 1-25	RPI 26-50		W-L RECORDS		RPI 51-100		RPI 101-150		RPI 150+
26-29-0		1-15-0	7-8-0		OVERALL		7-5-0		5-1-0		6-0-0
11-12-0		1-10-0	3-2-0		HOME		4-0-0		1-0-0		2-0-0
7-12-0		0-5-0	2-4-0		AWAY		1-2-0		3-1-0		1-0-0
8-5-0		0-0-0	2-2-0		NEUTRAL		2-3-0		1-0-0		3-0-0
19-9-0		0-3-0	4-3-0		NON-CONFERENCE		6-3-0		3-0-0		6-0-0
9-1-0		0-1-0	2-0-0		HOME		4-0-0		1-0-0		2-0-0
2-3-0		0-2-0	0-0-		AWAY		0-0-0		1-0-0		1-0-0
8-5-0		0-0-0	2-2-0		NEUTRAL		2-3-0		1-0-0		3-0-0
7-20-0		1-12-0	3-5-0		CONFERENCE		1-2-0		2-1-0		0-0-0
2-11-0		1-9-0	1-2-0		HOME		0-0-0		0-0-0		0-0-0
5-9-0		0-3-0	2-3-0		AWAY		1-2-0		2-1-0		0-0-0
0-0-0		0-0-0	0-0-0		NEUTRAL		0-0-0		0-0-0		0-0-0
RPI S	Opponent	Score	RPI S	Opponent	Score	RPI S	Opponent	Score	RPI S	Opponent	Score
1 H	Alabama	1 10	26 N	Massachusetts	6 7	58 N	Oregon St.	13 3	109 A	South Carolina	4 8
1 H	Alabama	2 8	29 N	Hofstra	1 2	58 N	Oregon St.	6 5	109 A	South Carolina	2 1
1 H	Alabama	1 6	37 H	Kentucky	0 2	61 N	North Carolina St.	3 4	109 A	South Carolina	3 1
5 H	Michigan	0 3	37 H	Kentucky	1 0	62 A	Mississippi	2 9	115 N	La.-Monroe	4 0
6 H	Florida	1 9	37 H	Kentucky	4 5	62 A	Mississippi	4 6	116 A	Southern Miss.	14 4
6 H	Florida	0 8	38 A	Auburn	2 1	62 A	Mississippi	11 5	118 H	Wright St.	7 2
9 H	Georgia	0 3	38 A	Auburn	3 2	80 H	Troy	4 3	176 N	Georgetown	7 6
9 H	Georgia	6 7	41 A	Fresno St.	3 11	80 H	Troy	8 0	193 N	East Tenn. St.	9 0
12 H	Tennessee	5 4	43 H	UAB	4 0	85 N	Cal St. Northridge	6 13	214 A	Mississippi Val.	9 6
12 H	Tennessee	4 8	43 H	UAB	6 2	90 N	Colorado St.	5 6	214 H	Mississippi Val.	11 1
12 H	Tennessee	4 10	45 N	Illinois St.	9 3	96 H	Stephen F. Austin	5 0	214 N	Mississippi Val.	9 1
13 A	LSU	1 6	46 N	Maryland	5 4	96 H	Stephen F. Austin	8 0	263 H	Southern U.	4 1
13 A	LSU	1 2	48 A	Arkansas	6 11						
13 A	LSU	3 8	48 A	Arkansas	2 7						
17 A	Texas A&M	0 9	48 A	Arkansas	13 18						
17 A	Texas A&M	4 13									
			LAST 10 GAMES								
	1 H Alabama	1 6		38 A Auburn	2 1						
	1 H Alabama	2 8		38 A Auburn	3 2						
	1 H Alabama	1 10		109 A South Carolina	3 1						
	6 H Florida	1 9		109 A South Carolina	4 8						
	6 H Florida	0 8		109 A South Carolina	2 1						

Non-Div. I Games:

Mississippi St.

Average RPI Win: 126		WON-LOST RECORD		WINNING PCT. RANK		LAST 10 GAMES		STRENGTH OF SCHEDULE		OPP. STRENGTH OF SCHEDULE		TEAM RPI		ADJ RPI		CONF. RPI		ADJ CONF. RPI	
DIV. I ONLY		30-24-1		.55455 98		6-3-1		40		54		52		.56511 50		5		5	
DIV. I NON-CONF.		17-13-0		.56667 98		1-1-0		54		67		59		.55692 55		5		6	
TOTALS		RPI 1-25		RPI 26-50		W-L RECORDS		RPI 51-100		RPI 101-150		RPI 150+							
30-24-1		2-7-0		4-9-0		OVERALL		5-8-0		12-0-1		7-0-0							
21-9-0		2-2-0		3-3-0		HOME		2-4-0		10-0-0		4-0-0							
5-15-1		0-5-0		0-6-0		AWAY		2-4-0		2-0-1		1-0-0							
4-0-0		0-0-0		1-0-0		NEUTRAL		1-0-0		0-0-0		2-0-0							
17-13-0		2-7-0		1-1-0		NON-CONFERENCE		3-5-0		4-0-0		7-0-0							
10-6-0		2-2-0		0-1-0		HOME		0-3-0		4-0-0		4-0-0							
3-7-0		0-5-0		0-0-		AWAY		2-2-0		0-0-0		1-0-0							
4-0-0		0-0-0		1-0-0		NEUTRAL		1-0-0		0-0-0		2-0-0							
13-11-1		0-0-0		3-8-0		CONFERENCE		2-3-0		8-0-1		0-0-0							
11-3-0		0-0-0		3-2-0		HOME		2-1-0		6-0-0		0-0-0							
2-8-1		0-0-0		0-6-0		AWAY		0-2-0		2-0-1		0-0-0							
0-0-0		0-0-0		0-0-0		NEUTRAL		0-0-0		0-0-0		0-0-0							
RPI	S	Opponent		Score		RPI	S	Opponent		Score		RPI	S	Opponent		Score			
10	H	Georgia Tech		2	1	30	N	Ohio St.		1	0	60	A	Baylor		9	7		
10	H	Georgia Tech		1	7	33	H	Louisville		2	7	60	A	Baylor		0	6		
13	A	LSU		0	2	34	H	East Carolina		0	4	60	H	Baylor		0	4		
13	A	LSU		4	5	34	H	East Carolina		4	2	64	A	Tulsa		1	7		
14	H	Texas		4	11	34	H	East Carolina		4	3	64	A	Tulsa		4	8		
17	A	Texas A&M		4	6	34	H	East Carolina		0	1	69	H	Iowa St.		1	9		
24	A	La.-Lafayette		0	6	39	A	UCF		1	2	75	H	UTEP		8	5		
24	A	La.-Lafayette		0	4	39	A	UCF		1	5	75	H	UTEP		1	2		
24	H	La.-Lafayette		2	1	39	A	UCF		0	1	75	H	UTEP		5	2		
						43	A	UAB		3	11	77	H	Purdue		3	4		
						43	A	UAB		2	3	81	N	Jacksonville St.		7	1		
						43	A	UAB		2	8	92	A	Texas St.		3	0		
						43	H	UAB		3	0	93	A	Kansas		3	4		
								LAST 10 GAMES											
						34	H	East Carolina		0	4	101	A	Marshall		3	2		
						43	H	UAB		3	0	101	A	Marshall		5	3		
						60	A	Baylor		9	7	34	H	East Carolina		4	2		
						60	A	Baylor		0	6	34	H	East Carolina		4	3		
						101	A	Marshall		4	4	34	H	East Carolina		0	1		

Non-Div. I Games:

Houston

RPI	S	Opponent	Score	
282	H	Weber St.	8	0

UNLV

U
N
L
V

U
N
L
V

Average RPI Win:		144	WON-LOST RECORD		WINNING PCT. RANK		LAST 10 GAMES		STRENGTH OF SCHEDULE		OPP. STRENGTH OF SCHEDULE		TEAM RPI		ADJ RPI		CONF. RPI		ADJ CONF. RPI			
Average RPI Loss:		78																				
DIV. I ONLY			38-20-0		.65517 49		7-3-0		75		110		50		.56142 52		13		12			
DIV. I NON-CONF.			16-13-0		.55172 108		0-0-0		32		98		52		.55921 53		12		12			
TOTALS		RPI 1-25		RPI 26-50		W-L RECORDS		RPI 51-100		RPI 101-150		RPI 150+										
38-20-0		0-4-0		3-3-0		OVERALL		8-9-0		9-2-0		18-2-0										
15-6-0		0-1-0		1-2-0		HOME		4-3-0		4-0-0		6-0-0										
10-6-0		0-1-0		0-1-0		AWAY		2-2-0		2-1-0		6-1-0										
13-8-0		0-2-0		2-0-0		NEUTRAL		2-4-0		3-1-0		6-1-0										
16-13-0		0-4-0		2-1-0		NON-CONFERENCE		4-6-0		4-1-0		6-1-0										
4-4-0		0-1-0		0-0-0		HOME		2-3-0		1-0-0		1-0-0										
1-3-0		0-1-0		0-0-		AWAY		0-1-0		0-0-0		1-0-0										
11-6-0		0-2-0		2-0-0		NEUTRAL		2-2-0		3-1-0		4-1-0										
22-7-0		0-0-0		1-2-0		CONFERENCE		4-3-0		5-1-0		12-1-0										
11-2-0		0-0-0		1-2-0		HOME		2-0-0		3-0-0		5-0-0										
9-3-0		0-0-0		0-0-0		AWAY		2-1-0		2-1-0		5-1-0										
2-2-0		0-0-0		0-0-0		NEUTRAL		0-2-0		0-0-0		2-0-0										
RPI	S	Opponent		Score		RPI	S	Opponent		Score		RPI	S	Opponent		Score						
5	N	Michigan		2	10	26	N	Massachusetts		12	2	55	N	Ball St.		1	0	110	H	UNI	4	1
8	H	Missouri		2	9	38	N	Auburn		1	0	61	N	North Carolina St.		6	7	110	H	UNI	1	0
19	A	Illinois		1	9	42	A	FIU		6	10	69	H	Iowa St.		1	2	110	H	UNI	8	0
22	N	Florida St.		1	9	45	H	Illinois St.		2	1	72	H	Creighton		5	2	113	N	Middle Tenn.	8	1
						45	H	Illinois St.		0	1	72	H	Creighton		9	0	133	N	North Florida	2	1
						45	H	Illinois St.		2	11	72	N	Creighton		1	2	141	N	Mercer	3	1
												72	N	Creighton		2	3	145	A	Wichita St.	2	5
												73	N	Penn St.		0	1	145	A	Wichita St.	9	4
												78	H	UT Martin		2	4	145	A	Wichita St.	3	1
												78	H	UT Martin		9	3	150	H	Ill.-Chicago	7	0
												79	A	Stetson		1	2	150	N	Ill.-Chicago	1	9
												84	A	Drake		6	1	169	A	SIU Edwardsville	11	2
												84	A	Drake		0	2	169	H	SIU Edwardsville	6	4
												84	A	Drake		4	2	171	N	Providence	5	3
												93	H	Kansas		3	1	173	A	Missouri St.	3	0
												94	N	Kennesaw St.		4	0	173	A	Missouri St.	8	3
												100	H	Western Ill.		1	2	173	N	Missouri St.	2	0
																		173	N	Missouri St.	4	3
																		178	N	Maine	1	5
																		201	A	Bradley	3	2
																		201	A	Bradley	8	2
																		201	A	Bradley	12	0
																		207	N	Fairfield	13	0
																		214	N	Mississippi Val.	8	0
																		215	A	Evansville	1	2
																		215	H	Evansville	2	1
																		215	H	Evansville	8	0
				LAST 10 GAMES																		
						72	N	Creighton		2	3	84	A	Drake		0	2					
						173	N	Missouri St.		4	3	84	A	Drake		6	1					
						173	N	Missouri St.		2	0	110	H	UNI		4	1					
						72	N	Creighton		1	2	110	H	UNI		1	0					
						84	A	Drake		4	2	110	H	UNI		8	0					

Non-Div. I Games:

Southern Ill.

RPI	S	Opponent	Score	
216	H	Indiana St.	3	1
216	H	Indiana St.	8	0
216	H	Indiana St.	4	3
255	N	Alabama St.	9	1

Southern Ill.

S
o
u
t
h
e
r
n
I
l
l
.

S
o
u
t
h
e
r
n
I
l
l
.

Nebraska

Through Games Of Tuesday, June 10

Average RPI Win: 128		WON-LOST RECORD		WINNING PCT. RANK		LAST 10 GAMES		STRENGTH OF SCHEDULE		OPP. STRENGTH OF SCHEDULE		TEAM RPI		ADJ RPI		CONF. RPI		ADJ CONF. RPI					
Average RPI Loss: 46																							
DIV. I ONLY		30-29-0		.50847		134		3-7-0		32		44		57		.55968		53					
DIV. I NON-CONF.		23-17-0		.575		96		2-3-0		79		115		73		.54382		73					
TOTALS		RPI 1-25		RPI 26-50		W-L RECORDS		RPI 51-100		RPI 101-150		RPI 150+											
30-29-0		3-14-0		2-4-0		OVERALL		10-7-0		3-4-0		12-0-0											
12-8-0		2-4-0		0-0-0		HOME		4-3-0		0-1-0		6-0-0											
4-13-0		0-6-0		2-1-0		AWAY		2-4-0		0-2-0		0-0-0											
14-8-0		1-4-0		0-3-0		NEUTRAL		4-0-0		3-1-0		6-0-0											
23-17-0		1-5-0		0-4-0		NON-CONFERENCE		7-4-0		3-4-0		12-0-0											
8-2-0		0-0-0		0-0-0		HOME		2-1-0		0-1-0		6-0-0											
1-8-0		0-2-0		0-0-		AWAY		1-3-0		0-2-0		0-0-0											
14-7-0		1-3-0		0-3-0		NEUTRAL		4-0-0		3-1-0		6-0-0											
7-12-0		2-9-0		2-0-0		CONFERENCE		3-3-0		0-0-0		0-0-0											
4-6-0		2-4-0		0-0-0		HOME		2-2-0		0-0-0		0-0-0											
3-5-0		0-4-0		2-0-0		AWAY		1-1-0		0-0-0		0-0-0											
0-1-0		0-1-0		0-0-0		NEUTRAL		0-0-0		0-0-0		0-0-0											
RPI	S	Opponent		Score		RPI	S	Opponent		Score		RPI	S	Opponent		Score		RPI	S	Opponent		Score	
1	N	Alabama		3	11	31	N	BYU		1	5	60	H	Baylor		5	3	110	H	UNI		3	5
7	H	Oklahoma		0	5	38	A	Auburn		1	2	60	H	Baylor		2	6	121	N	Central Mich.		4	1
7	H	Oklahoma		0	8	39	N	UCF		4	5	64	A	Tulsa		4	6	121	N	Central Mich.		8	0
8	H	Missouri		0	5	44	A	Texas Tech		3	1	64	A	Tulsa		1	4	125	A	New Mexico St.		2	4
8	H	Missouri		5	2	44	A	Texas Tech		2	0	64	A	Tulsa		6	7	125	A	New Mexico St.		1	2
10	N	Georgia Tech		2	0	48	N	Arkansas		0	2	69	A	Iowa St.		5	9	142	N	North Dakota St.		5	1
14	A	Texas		0	9							69	H	Iowa St.		3	6	146	N	UTSA		9	10
14	A	Texas		1	4							71	N	Virginia Tech		2	0	156	N	Pacific		11	2
16	A	Arizona St.		0	1							72	A	Creighton		4	3	156	N	Pacific		8	0
16	A	Arizona St.		1	7							72	H	Creighton		11	7	165	N	Ohio		5	1
17	H	Texas A&M		8	3							73	N	Penn St.		11	6	169	N	SIU Edwardsville		9	4
17	H	Texas A&M		3	6							75	N	UTEP		6	4	170	H	Wisconsin		8	0
17	N	Texas A&M		0	5							84	H	Drake		2	4	170	H	Wisconsin		4	3
18	A	Oklahoma St.		0	4							84	H	Drake		5	0	239	H	South Dakota St.		8	3
18	A	Oklahoma St.		0	8							90	N	Colorado St.		6	2	239	H	South Dakota St.		6	0
25	N	North Carolina		0	1							93	A	Kansas		2	0	268	N	North Dakota		10	2
25	N	North Carolina		0	1							93	H	Kansas		8	5	268	N	North Dakota		10	0
																		273	H	South Dakota		9	3
																		273	H	South Dakota		7	5
LAST 10 GAMES																							
						25	N	North Carolina		0	1	8	H	Missouri		5	2						
						142	N	North Dakota St.		5	1	18	A	Oklahoma St.		0	8						
						25	N	North Carolina		0	1	18	A	Oklahoma St.		0	4						
						17	N	Texas A&M		0	5	72	H	Creighton		11	7						
						8	H	Missouri		0	5	110	H	UNI		3	5						

Non-Div. I Games:

Nebraska

Average RPI Win:	124	WON-LOST RECORD	WINNING PCT. RANK	LAST 10 GAMES	STRENGTH OF SCHEDULE	OPP. STRENGTH OF SCHEDULE	TEAM RPI	ADJ RPI	CONF. RPI	ADJ CONF. RPI		
DIV. I ONLY		25-23-0	.52083	116	5-5-0	35	33	53	.55898	54	7	6
DIV. I NON-CONF.		15-15-0	.5	134	1-2-0	27	15	57	.55847	54	6	5
<hr/>												
TOTALS	RPI 1-25	RPI 26-50		W-L RECORDS		RPI 51-100		RPI 101-150		RPI 150+		
25-23-0	2-13-0	0-2-0		OVERALL		8-2-0		6-2-0		9-4-0		
8-4-0	0-2-0	0-0-0		HOME		4-0-0		1-0-0		3-2-0		
6-9-0	0-6-0	0-2-0		AWAY		1-1-0		2-0-0		3-0-0		
11-10-0	2-5-0	0-0-0		NEUTRAL		3-1-0		3-2-0		3-2-0		
<hr/>												
15-15-0	2-9-0	0-0-0		NON-CONFERENCE		4-1-0		4-2-0		5-3-0		
1-1-0	0-0-0	0-0-0		HOME		0-0-0		1-0-0		0-1-0		
3-4-0	0-4-0	0-0-		AWAY		1-0-0		0-0-0		2-0-0		
11-10-0	2-5-0	0-0-0		NEUTRAL		3-1-0		3-2-0		3-2-0		
<hr/>												
10-8-0	0-4-0	0-2-0		CONFERENCE		4-1-0		2-0-0		4-1-0		
7-3-0	0-2-0	0-0-0		HOME		4-0-0		0-0-0		3-1-0		
3-5-0	0-2-0	0-2-0		AWAY		0-1-0		2-0-0		1-0-0		
0-0-0	0-0-0	0-0-0		NEUTRAL		0-0-0		0-0-0		0-0-0		
<hr/>												
RPI S	Opponent	Score	RPI S	Opponent	Score	RPI S	Opponent	Score	RPI S	Opponent	Score	
1 A	Alabama	1 11	30 A	Ohio St.	0 16	51 A	UNLV	8 0	104 N	Cal Poly	0 4	
1 A	Alabama	1 12	30 A	Ohio St.	6 9	55 N	Ball St.	3 2	119 N	UC Davis	7 2	
3 N	UCLA	5 10				58 N	Oregon St.	12 3	119 N	UC Davis	7 1	
4 N	Arizona	3 4				72 N	Creighton	1 2	123 N	Utah	10 2	
5 A	Michigan	0 15				73 H	Penn St.	9 5	143 N	Nevada	4 6	
5 A	Michigan	7 11				73 H	Penn St.	8 6	149 A	Michigan St.	15 0	
7 N	Oklahoma	0 3				74 A	Iowa	1 9	149 A	Michigan St.	9 0	
8 A	Missouri	1 5				77 H	Purdue	4 3	150 H	Ill.-Chicago	6 1	
10 N	Georgia Tech	6 9				77 H	Purdue	9 7	156 N	Pacific	2 4	
15 N	California	5 3				85 N	Cal St. Northridge	6 3	156 N	Pacific	1 2	
19 H	Illinois	1 13							158 H	Loyola (IL)	2 3	
19 H	Illinois	4 8							168 N	Cal St. Fullerton	7 0	
20 N	Stanford	4 0							169 A	SIU Edwardsville	10 5	
23 A	DePaul	2 4							170 H	Wisconsin	11 3	
25 N	North Carolina	1 3							170 H	Wisconsin	7 10	
									177 A	Northern Ill.	12 6	
									194 A	Indiana	7 6	
									197 H	Minnesota	9 3	
									197 H	Minnesota	10 1	
									199 N	Eastern Mich.	6 1	
									235 N	Northern Colo.	6 0	
LAST 10 GAMES												
30 A	Ohio St.	0 16	73 H	Penn St.	9 5							
30 A	Ohio St.	6 9	73 H	Penn St.	8 6							
170 H	Wisconsin	11 3	150 H	Ill.-Chicago	6 1							
170 H	Wisconsin	7 10	194 A	Indiana	7 6							
23 A	DePaul	2 4	158 H	Loyola (IL)	2 3							

Non-Div. I Games:

Northwestern

Average RPI Win:		161	WON-LOST RECORD		WINNING PCT. RANK		LAST 10 GAMES		STRENGTH OF SCHEDULE		OPP. STRENGTH OF SCHEDULE		TEAM RPI		ADJ RPI		CONF. RPI		ADJ CONF. RPI					
DIV. I ONLY			43-16-0		.72881		27		7-3-0		158		133		54		.55688		55		20		20	
DIV. I NON-CONF.			22-11-0		.66667		48		0-2-0		112		120		55		.56053		52		18		18	
TOTALS		RPI 1-25		RPI 26-50		W-L RECORDS		RPI 51-100		RPI 101-150		RPI 150+												
43-16-0		1-1-0		3-1-0		OVERALL		6-8-0		6-3-0		27-3-0												
13-6-0		0-0-0		0-0-0		HOME		0-2-0		2-2-0		11-2-0												
10-3-0		1-1-0		0-0-0		AWAY		0-2-0		0-0-0		9-0-0												
20-7-0		0-0-0		3-1-0		NEUTRAL		6-4-0		4-1-0		7-1-0												
22-11-0		1-1-0		3-1-0		NON-CONFERENCE		4-6-0		4-1-0		10-2-0												
2-3-0		0-0-0		0-0-0		HOME		0-2-0		0-0-0		2-1-0												
4-1-0		1-1-0		0-0-		AWAY		0-0-0		0-0-0		3-0-0												
16-7-0		0-0-0		3-1-0		NEUTRAL		4-4-0		4-1-0		5-1-0												
21-5-0		0-0-0		0-0-0		CONFERENCE		2-2-0		2-2-0		17-1-0												
11-3-0		0-0-0		0-0-0		HOME		0-0-0		2-2-0		9-1-0												
6-2-0		0-0-0		0-0-0		AWAY		0-2-0		0-0-0		6-0-0												
4-0-0		0-0-0		0-0-0		NEUTRAL		2-0-0		0-0-0		2-0-0												
RPI	S	Opponent		Score		RPI	S	Opponent		Score		RPI	S	Opponent		Score		RPI	S	Opponent		Score		
8	A	Missouri		2	1	27	N	Fordham		11	1	52	N	Southern Ill.		0	1	107	N	Stony Brook		8	0	
12	A	Tennessee		0	5	33	N	Louisville		1	5	54	N	Northwestern		2	3	113	N	Middle Tenn.		8	2	
						40	N	Radford		7	1	67	N	Boston U.		3	2	118	N	Wright St.		10	0	
						43	N	UAB		3	2	73	N	Penn St.		1	0	121	H	Central Mich.		3	11	
												77	H	Purdue		0	7	121	H	Central Mich.		12	8	
												77	H	Purdue		4	6	124	N	Rutgers		7	5	
												78	N	UT Martin		5	0	134	H	Miami (OH)		0	5	
												87	A	Kent St.		2	3	134	H	Miami (OH)		4	3	
												87	A	Kent St.		5	6	141	N	Mercer		1	9	
												87	N	Kent St.		6	0	164	N	Tennessee Tech		4	0	
												87	N	Kent St.		5	1	165	H	Ohio		4	0	
												94	N	Kennesaw St.		1	0	165	H	Ohio		4	5	
												95	N	St. Joseph's		1	2	177	A	Northern Ill.		10	7	
												100	N	Western Ill.		2	6	177	A	Northern Ill.		7	6	
																		177	N	Northern Ill.		16	1	
																		193	N	East Tenn. St.		1	2	
																		194	H	Indiana		9	1	
																		194	H	Indiana		5	2	
																		196	H	Bowling Green		17	4	
																		196	H	Bowling Green		12	3	
																		199	H	Eastern Mich.		4	3	
																		199	H	Eastern Mich.		3	1	
																		200	A	Western Mich.		6	5	
																		200	A	Western Mich.		13	0	
																		203	H	IPFW		4	5	
																		206	N	Temple		7	0	
																		208	A	Buffalo		8	4	
LAST 10 GAMES																								
						33	N	Louisville		1	5	208	N	Buffalo		7	0							
						12	A	Tennessee		0	5	165	H	Ohio		4	5							
						87	N	Kent St.		5	1	165	H	Ohio		4	0							
						87	N	Kent St.		6	0	224	H	Akron		3	0							
						177	N	Northern Ill.		16	1	224	H	Akron		7	0							

Non-Div. I Games:

Ball St.

Ballet.

B
a
l
l
s
t
.

Ball St.

Average RPI Win:		153	WON-LOST RECORD		WINNING PCT. RANK	LAST 10 GAMES		STRENGTH OF SCHEDULE		OPP. STRENGTH OF SCHEDULE	TEAM RPI	ADJ RPI	CONF. RPI	ADJ CONF. RPI			
Average RPI Loss:		91															
DIV. I ONLY			36-16-0		.69231	35	7-3-0		129	120	56	.55619	56	29	29		
DIV. I NON-CONF.			36-16-0		.69231	37	7-3-0		140	138	61	.55619	56	29	29		
TOTALS		RPI 1-25		RPI 26-50		W-L RECORDS		RPI 51-100		RPI 101-150		RPI 150+					
36-16-0		0-2-0		5-2-0		OVERALL		6-5-0		4-5-0		21-2-0					
15-7-0		0-2-0		3-1-0		HOME		2-2-0		1-1-0		9-1-0					
9-7-0		0-0-0		1-1-0		AWAY		3-2-0		1-3-0		4-1-0					
12-2-0		0-0-0		1-0-0		NEUTRAL		1-1-0		2-1-0		8-0-0					
36-16-0		0-2-0		5-2-0		NON-CONFERENCE		6-5-0		4-5-0		21-2-0					
15-7-0		0-2-0		3-1-0		HOME		2-2-0		1-1-0		9-1-0					
9-7-0		0-0-0		1-0-		AWAY		3-2-0		1-3-0		4-1-0					
12-2-0		0-0-0		1-0-0		NEUTRAL		1-1-0		2-1-0		8-0-0					
0-0-0		0-0-0		0-0-0		CONFERENCE		0-0-0		0-0-0		0-0-0		0-0-0			
0-0-0		0-0-0		0-0-0		HOME		0-0-0		0-0-0		0-0-0		0-0-0			
0-0-0		0-0-0		0-0-0		AWAY		0-0-0		0-0-0		0-0-0		0-0-0			
0-0-0		0-0-0		0-0-0		NEUTRAL		0-0-0		0-0-0		0-0-0		0-0-0			
RPI	S	Opponent		Score		RPI	S	Opponent		Score		RPI	S	Opponent		Score	
25	H	North Carolina		2	3	27	N	Fordham		4	0	61	A	North Carolina St.		1	7
25	H	North Carolina		0	8	32	H	Virginia		5	3	71	H	Virginia Tech		3	4
						32	H	Virginia		1	0	71	H	Virginia Tech		10	7
						40	H	Radford		8	3	76	A	Liberty		7	6
						40	H	Radford		0	12	76	A	Liberty		3	6
						46	A	Maryland		5	1	86	A	Elon		9	0
						46	A	Maryland		1	3	86	A	Elon		4	0
												87	N	Kent St.		1	0
												87	N	Kent St.		4	5
												89	H	Towson		3	2
												89	H	Towson		5	6

Non-Div. I Games:

Longwood

RPI	S	Opponent	Score	
250	N	UNC Wilmington	3	2
270	A	Hampton	12	0
270	A	Hampton	12	3
276	H	Norfolk St.	6	0
276	H	Norfolk St.	8	3

Longwood

L
o
n
g
w
o
o
d

L
o
n
g
w
o
o
d

Average RPI Win:		107	WON-LOST RECORD		WINNING PCT. RANK		LAST 10 GAMES		STRENGTH OF SCHEDULE		OPP. STRENGTH OF SCHEDULE		TEAM RPI		ADJ RPI		CONF. RPI		ADJ CONF. RPI					
DIV. I ONLY			29-20-0		.59184		76		4-6-0		71		55		58		.55583		57		8		8	
DIV. I NON-CONF.			15-9-0		.625		73		1-1-0		104		75		63		.55309		61		7		7	
TOTALS		RPI 1-25				RPI 26-50				W-L RECORDS				RPI 51-100				RPI 101-150				RPI 150+		
29-20-0		1-6-0				4-1-0				OVERALL				9-8-0				11-3-0				4-2-0		
11-7-0		1-1-0				1-0-0				HOME				3-4-0				6-1-0				0-1-0		
13-10-0		0-5-0				2-1-0				AWAY				5-2-0				4-2-0				2-0-0		
5-3-0		0-0-0				1-0-0				NEUTRAL				1-2-0				1-0-0				2-1-0		
15-9-0		1-3-0				1-0-0				NON-CONFERENCE				5-3-0				4-1-0				4-2-0		
5-4-0		1-1-0				1-0-0				HOME				2-2-0				1-0-0				0-1-0		
7-4-0		0-2-0				0-0-				AWAY				3-1-0				2-1-0				2-0-0		
3-1-0		0-0-0				0-0-0				NEUTRAL				0-0-0				1-0-0				2-1-0		
14-11-0		0-3-0				3-1-0				CONFERENCE				4-5-0				7-2-0				0-0-0		
6-3-0		0-0-0				0-0-0				HOME				1-2-0				5-1-0				0-0-0		
6-6-0		0-3-0				2-1-0				AWAY				2-1-0				2-1-0				0-0-0		
2-2-0		0-0-0				1-0-0				NEUTRAL				1-2-0				0-0-0				0-0-0		
RPI	S	Opponent		Score		RPI	S	Opponent		Score		RPI	S	Opponent		Score		RPI	S	Opponent		Score		
7	A	Oklahoma		4	6	42	A	FIU		5	1	60	A	Baylor		5	3	106	A	Texas-Arlington		3	2	
7	H	Oklahoma		1	6	42	A	FIU		9	10	60	A	Baylor		11	3	106	N	Texas-Arlington		2	0	
14	H	Texas		1	0	42	A	FIU		10	2	70	H	Fla. Atlantic		3	7	113	H	Middle Tenn.		2	4	
18	A	Oklahoma St.		0	7	42	N	FIU		2	1	70	H	Fla. Atlantic		1	4	113	H	Middle Tenn.		12	4	
24	A	La.-Lafayette		0	9	48	H	Arkansas		10	2	70	H	Fla. Atlantic		7	4	113	H	Middle Tenn.		2	0	
24	A	La.-Lafayette		1	2							70	N	Fla. Atlantic		5	1	115	A	La.-Monroe		3	2	
24	A	La.-Lafayette		0	2							80	A	Troy		1	2	115	A	La.-Monroe		0	8	
												80	A	Troy		3	0	115	A	La.-Monroe		7	6	
												80	A	Troy		7	1	120	H	Western Ky.		4	2	
												80	N	Troy		0	8	120	H	Western Ky.		5	1	
												80	N	Troy		1	2	120	H	Western Ky.		10	2	
												84	H	Drake		2	6	146	A	UTSA		1	2	
												90	H	Colorado St.		7	8	146	A	UTSA		5	4	
												92	H	Texas St.		3	1	146	H	UTSA		4	3	
												92	H	Texas St.		9	1	187	N	UC Riverside		5	8	
												96	A	Stephen F. Austin		2	5	187	N	UC Riverside		7	2	
												96	A	Stephen F. Austin		7	0	187	N	UC Riverside		9	1	
																		208	H	Buffalo		3	5	
																		264	A	Centenary (LA)		5	2	
																		264	A	Centenary (LA)		5	0	
LAST 10 GAMES																								
						80	N	Troy		1	2	106	A	Texas-Arlington		3	2							
						70	N	Fla. Atlantic		5	1	24	A	La.-Lafayette		0	9							
						42	N	FIU		2	1	24	A	La.-Lafayette		1	2							
						80	N	Troy		0	8	24	A	La.-Lafayette		0	2							
						7	H	Oklahoma		1	6	120	H	Western Ky.		4	2							

Non-Div. I Games:

North Texas

Average RPI Win: 149		WON-LOST	WINNING	LAST 10	STRENGTH OF		OPP. STRENGTH	TEAM	ADJ	CONF.	ADJ CONF.
Average RPI Loss: 27		RECORD	PCT. RANK	GAMES	SCHEDULE		OF SCHEDULE	RPI	RPI	RPI	RPI
DIV. I ONLY		24-31-0	.43636	183	22		21	60	.55529	58	1
DIV. I NON-CONF.		20-14-0	.58824	85	131		103	89	.53067	88	1
TOTALS		RPI 1-25	RPI 26-50		W-L RECORDS		RPI 51-100		RPI 101-150		RPI 150+
24-31-0		4-20-0	1-6-0		OVERALL		1-3-0		5-2-0		13-0-0
12-8-0		4-8-0	0-0-0		HOME		0-0-0		0-0-0		8-0-0
3-11-0		0-10-0	0-1-0		AWAY		0-0-0		0-0-0		3-0-0
9-12-0		0-2-0	1-5-0		NEUTRAL		1-3-0		5-2-0		2-0-0
20-14-0		0-3-0	1-6-0		NON-CONFERENCE		1-3-0		5-2-0		13-0-0
8-0-0		0-0-0	0-0-0		HOME		0-0-0		0-0-0		8-0-0
3-2-0		0-1-0	0-0-0		AWAY		0-0-0		0-0-0		3-0-0
9-12-0		0-2-0	1-5-0		NEUTRAL		1-3-0		5-2-0		2-0-0
4-17-0		4-17-0	0-0-0		CONFERENCE		0-0-0		0-0-0		0-0-0
4-8-0		4-8-0	0-0-0		HOME		0-0-0		0-0-0		0-0-0
0-9-0		0-9-0	0-0-0		AWAY		0-0-0		0-0-0		0-0-0
0-0-0		0-0-0	0-0-0		NEUTRAL		0-0-0		0-0-0		0-0-0
RPI S	Opponent	Score	RPI S	Opponent	Score	RPI S	Opponent	Score	RPI S	Opponent	Score
2 A	Washington	1 13	26 N	Massachusetts	1 6	54 N	Northwestern	3 12	103 N	Long Beach St.	4 12
2 A	Washington	0 1	27 N	Fordham	2 3	62 N	Mississippi	3 6	115 N	La.-Monroe	8 2
2 A	Washington	0 9	28 A	San Diego St.	1 4	66 N	Syracuse	4 2	115 N	La.-Monroe	6 5
3 H	UCLA	2 4	30 N	Ohio St.	7 8	72 N	Creighton	3 5	119 N	UC Davis	5 3
3 H	UCLA	6 10	35 N	Notre Dame	7 3				130 N	Loyola Marymount	5 3
3 H	UCLA	0 12	49 N	Mississippi St.	5 6				143 N	Nevada	4 5
4 A	Arizona	1 20	49 N	Mississippi St.	3 13				150 N	Ill.-Chicago	9 4
4 A	Arizona	1 9							156 N	Pacific	7 2
4 A	Arizona	0 8							163 A	Portland St.	2 1
7 N	Oklahoma	1 6							163 H	Portland St.	9 0
14 N	Texas	4 7							163 H	Portland St.	4 0
15 A	California	3 11							168 A	Cal St. Fullerton	8 2
15 A	California	0 6							172 H	Boise St.	4 0
15 A	California	1 9							184 A	San Diego	9 2
16 H	Arizona St.	3 4							258 H	Seattle	6 0
16 H	Arizona St.	4 3							258 H	Seattle	5 3
16 H	Arizona St.	2 1							267 N	Southern Utah	11 0
17 A	Texas A&M	4 6							268 H	North Dakota	11 3
20 H	Stanford	3 4							274 H	Idaho St.	8 0
20 H	Stanford	10 8							274 H	Idaho St.	12 2
20 H	Stanford	0 1									
21 H	Oregon	7 6	LAST 10 GAMES								
21 H	Oregon	5 6	15 A	California	3 11	16 H	Arizona St.	3 4			
21 H	Oregon	3 8	15 A	California	0 6	2 A	Washington	0 1			
			15 A	California	1 9	2 A	Washington	0 9			
			16 H	Arizona St.	4 3	2 A	Washington	1 13			
			16 H	Arizona St.	2 1	4 A	Arizona	1 9			

Non-Div. I Games:

Oregon St.

Average RPI Win: 166		WON-LOST	WINNING	LAST 10	STRENGTH OF		OPP. STRENGTH	TEAM	ADJ	CONF.	ADJ CONF.			
Average RPI Loss: 69		RECORD	PCT. RANK	GAMES	SCHEDULE		OF SCHEDULE	RPI	RPI	RPI	RPI			
DIV. I ONLY		40-18-0	.68966	37	5-5-0		125	123	55	.54977	59	17	18	
DIV. I NON-CONF.		23-11-0	.67647	46	0-0-0		137	124	65	.54811	67	16	16	
TOTALS		RPI 1-25	RPI 26-50		W-L RECORDS		RPI 51-100		RPI 101-150		RPI 150+			
40-18-0		0-2-0	0-6-0		OVERALL		7-4-0		8-4-0		25-2-0			
25-5-0		0-2-0	0-0-0		HOME		5-1-0		6-1-0		14-1-0			
13-10-0		0-0-0	0-5-0		AWAY		1-3-0		2-1-0		10-1-0			
2-3-0		0-0-0	0-1-0		NEUTRAL		1-0-0		0-2-0		1-0-0			
23-11-0		0-2-0	0-0-0		NON-CONFERENCE		4-4-0		8-4-0		11-1-0			
15-5-0		0-2-0	0-0-0		HOME		3-1-0		6-1-0		6-1-0			
8-4-0		0-0-0	0-0-		AWAY		1-3-0		2-1-0		5-0-0			
0-2-0		0-0-0	0-0-0		NEUTRAL		0-0-0		0-2-0		0-0-0			
17-7-0		0-0-0	0-6-0		CONFERENCE		3-0-0		0-0-0		14-1-0			
10-0-0		0-0-0	0-0-0		HOME		2-0-0		0-0-0		8-0-0			
5-6-0		0-0-0	0-5-0		AWAY		0-0-0		0-0-0		5-1-0			
2-1-0		0-0-0	0-1-0		NEUTRAL		1-0-0		0-0-0		1-0-0			
RPI	S	Opponent	Score		RPI	S	Opponent	Score		RPI	S	Opponent	Score	
25	H	North Carolina	1	6	26	A	Massachusetts	0	3	61	H	North Carolina St.	6	2
25	H	North Carolina	4	9	26	A	Massachusetts	1	5	61	H	North Carolina St.	3	1
					26	A	Massachusetts	4	9	63	A	S.C. Upstate	4	5
					27	A	Fordham	0	8	63	A	S.C. Upstate	2	3
					27	A	Fordham	0	1	67	H	Boston U.	0	2
					27	N	Fordham	0	1	67	H	Boston U.	3	2
										86	A	Elon	4	2
										86	A	Elon	3	4
										95	H	St. Joseph's	3	2
										95	H	St. Joseph's	2	1
										95	N	St. Joseph's	5	2
</														

Non-Div. I Games:

Charlotte

RPI	S	Opponent	Score	
211	N	Rhode Island	8	0
222	H	Toledo	7	4
222	H	Toledo	4	1
230	H	St. Bonaventure	9	1
230	H	St. Bonaventure	8	0
231	H	Dayton	6	1
231	H	Dayton	8	0
233	H	La Salle	1	0
233	H	La Salle	3	2
234	A	George Washington	3	0
234	A	George Washington	3	2
242	H	St. Francis (PA)	5	3

Charlotte

C
h
a
r
l
o
t
t
e

C
h
a
r
l
o
t
t
e

Average RPI Win:	118	WON-LOST RECORD	WINNING PCT. RANK	LAST 10 GAMES	STRENGTH OF SCHEDULE	OPP. STRENGTH OF SCHEDULE	TEAM RPI	ADJ RPI	CONF. RPI	ADJ CONF. RPI	
DIV. I ONLY		27-24-0	.52941 111	4-6-0	62	20	62	.5492 60	3	3	
DIV. I NON-CONF.		20-11-0	.64516 62	1-1-0	176	48	78	.53706 80	3	3	
<hr/>											
TOTALS	RPI 1-25	RPI 26-50		W-L RECORDS	RPI 51-100		RPI 101-150		RPI 150+		
27-24-0	2-11-0	4-5-0		OVERALL	7-6-0		5-0-0		9-2-0		
12-8-0	1-3-0	2-2-0		HOME	5-3-0		1-0-0		3-0-0		
10-10-0	0-6-0	1-0-0		AWAY	1-3-0		3-0-0		5-1-0		
5-6-0	1-2-0	1-3-0		NEUTRAL	1-0-0		1-0-0		1-1-0		
<hr/>											
20-11-0	1-1-0	3-4-0		NON-CONFERENCE	2-4-0		5-0-0		9-2-0		
7-3-0	0-0-0	1-1-0		HOME	2-2-0		1-0-0		3-0-0		
9-3-0	0-0-0	1-0-		AWAY	0-2-0		3-0-0		5-1-0		
4-5-0	1-1-0	1-3-0		NEUTRAL	0-0-0		1-0-0		1-1-0		
<hr/>											
7-13-0	1-10-0	1-1-0		CONFERENCE	5-2-0		0-0-0		0-0-0		
5-5-0	1-3-0	1-1-0		HOME	3-1-0		0-0-0		0-0-0		
1-7-0	0-6-0	0-0-0		AWAY	1-1-0		0-0-0		0-0-0		
1-1-0	0-1-0	0-0-0		NEUTRAL	1-0-0		0-0-0		0-0-0		
<hr/>											
RPI S	Opponent	Score		RPI S	Opponent	Score		RPI S	Opponent	Score	
3 N	UCLA	7	5	28 N	San Diego St.	11	0	53 A	Nebraska	3	5
4 N	Arizona	2	3	30 N	Ohio St.	3	4	53 A	Nebraska	6	2
7 H	Oklahoma	1	6	33 N	Louisville	5	6	57 H	North Texas	3	11
7 H	Oklahoma	1	3	33 N	Louisville	1	4	57 H	North Texas	3	5
8 A	Missouri	6	11	44 H	Texas Tech	1	0	64 H	Tulsa	9	1
8 A	Missouri	2	9	44 H	Texas Tech	0	1	69 H	Iowa St.	9	7
14 A	Texas	0	8	50 A	Houston	4	0	69 H	Iowa St.	4	1
14 H	Texas	0	6	50 H	Houston	7	9	69 N	Iowa St.	15	4
14 N	Texas	2	3	50 H	Houston	6	0	75 A	UTEP	2	3
17 A	Texas A&M	1	11					92 A	Texas St.	3	4
17 H	Texas A&M	3	2					93 H	Kansas	1	2
18 A	Oklahoma St.	3	6					93 H	Kansas	8	0
18 A	Oklahoma St.	4	7					98 H	South Ala.	6	3
<hr/>											
LAST 10 GAMES											
14 N	Texas	2	3	8 A	Missouri	6	11				
69 N	Iowa St.	15	4	8 A	Missouri	2	9				
50 H	Houston	7	9	17 A	Texas A&M	1	11				
50 H	Houston	6	0	69 H	Iowa St.	4	1				
14 H	Texas	0	6	69 H	Iowa St.	9	7				

Non-Div. I Games: Okla. Christian 0 4 Okla. Christian 9 1

Baylor

Average RPI Win: 123		WON-LOST RECORD		WINNING PCT. RANK		LAST 10 GAMES		STRENGTH OF SCHEDULE		OPP. STRENGTH OF SCHEDULE		TEAM RPI		ADJ RPI		CONF. RPI		ADJ CONF. RPI	
DIV. I ONLY		28-27-0		.50909 132		3-7-0		52		42		71		.54896 61		4		4	
DIV. I NON-CONF.		19-14-0		.57576 94		2-0-0		110		122		85		.5356 81		4		4	
TOTALS		RPI 1-25		RPI 26-50		W-L RECORDS		RPI 51-100		RPI 101-150		RPI 150+							
28-27-0		3-7-0		4-10-0		OVERALL		4-5-0		9-3-0		8-2-0							
9-10-0		0-3-0		1-4-0		HOME		2-2-0		4-0-0		2-1-0							
9-9-0		3-3-0		1-2-0		AWAY		1-2-0		1-1-0		3-1-0							
10-8-0		0-1-0		2-4-0		NEUTRAL		1-1-0		4-2-0		3-0-0							
19-14-0		0-0-0		2-6-0		NON-CONFERENCE		3-3-0		6-3-0		8-2-0							
4-3-0		0-0-0		0-2-0		HOME		1-0-0		1-0-0		2-1-0							
5-4-0		0-0-0		0-0-		AWAY		1-2-0		1-1-0		3-1-0							
10-7-0		0-0-0		2-4-0		NEUTRAL		1-1-0		4-2-0		3-0-0							
9-13-0		3-7-0		2-4-0		CONFERENCE		1-2-0		3-0-0		0-0-0							
5-7-0		0-3-0		1-2-0		HOME		1-2-0		3-0-0		0-0-0							
4-5-0		3-3-0		1-2-0		AWAY		0-0-0		0-0-0		0-0-0							
0-1-0		0-1-0		0-0-0		NEUTRAL		0-0-0		0-0-0		0-0-0							
RPI	S	Opponent		Score		RPI	S	Opponent		Score		RPI	S	Opponent		Score			
10	H	Georgia Tech		1	8	26	N	Massachusetts		0	1	52	N	Southern Ill.		7	6		
10	H	Georgia Tech		2	9	26	N	Massachusetts		3	1	56	H	Longwood		7	1		
10	H	Georgia Tech		4	11	29	N	Hofstra		1	2	59	A	Charlotte		1	3		
22	A	Florida St.		2	4	32	A	Virginia		0	1	59	A	Charlotte		2	6		
22	A	Florida St.		0	5	32	A	Virginia		9	0	71	H	Virginia Tech		4	3		
22	A	Florida St.		3	1	32	A	Virginia		1	4	71	H	Virginia Tech		0	11		
25	A	North Carolina		5	1	34	H	East Carolina		0	1	71	H	Virginia Tech		0	2		
25	A	North Carolina		2	3	34	H	East Carolina		0	7	74	N	Iowa		1	3		
25	A	North Carolina		3	2	38	N	Auburn		1	2	88	A	South Fla.		4	0		
25	N	North Carolina		1	7	45	N	Illinois St.		0	10								
						46	H	Maryland		2	0								
						46	H	Maryland		0	2								
						46	H	Maryland		0	1								
						49	N	Mississippi St.		4	3								
LAST 10 GAMES																			
25	N	North Carolina		1	7	46	H	Maryland		0	2								
10	H	Georgia Tech		1	8	46	H	Maryland		2	0								
10	H	Georgia Tech		2	9	250	A	UNC Wilmington		15	4								
10	H	Georgia Tech		4	11	250	A	UNC Wilmington		7	2								
46	H	Maryland		0	1	32	A	Virginia		0	1								

Non-Div. I Games:

North Carolina St.

Average RPI Win:		148	WON-LOST RECORD		WINNING PCT. RANK		LAST 10 GAMES		STRENGTH OF SCHEDULE		OPP. STRENGTH OF SCHEDULE		TEAM RPI		ADJ RPI		CONF. RPI		ADJ CONF. RPI					
DIV. I ONLY			29-27-0		.51786		124		6-4-0		55		34		69		.54892		62		2		2	
DIV. I NON-CONF.			21-8-0		.72414		31		3-0-0		183		195		71		.54501		70		2		2	
TOTALS		RPI 1-25		RPI 26-50		W-L RECORDS		RPI 51-100		RPI 101-150		RPI 150+												
29-27-0		1-14-0		7-7-0		OVERALL		1-2-0		5-0-0		15-4-0												
15-9-0		0-3-0		4-5-0		HOME		0-0-0		2-0-0		9-1-0												
5-13-0		1-10-0		1-2-0		AWAY		0-1-0		0-0-0		3-0-0												
9-5-0		0-1-0		2-0-0		NEUTRAL		1-1-0		3-0-0		3-3-0												
21-8-0		0-2-0		2-0-0		NON-CONFERENCE		1-2-0		3-0-0		15-4-0												
9-1-0		0-0-0		0-0-0		HOME		0-0-0		0-0-0		9-1-0												
3-2-0		0-1-0		0-0-		AWAY		0-1-0		0-0-0		3-0-0												
9-5-0		0-1-0		2-0-0		NEUTRAL		1-1-0		3-0-0		3-3-0												
8-19-0		1-12-0		5-7-0		CONFERENCE		0-0-0		2-0-0		0-0-0												
6-8-0		0-3-0		4-5-0		HOME		0-0-0		2-0-0		0-0-0												
2-11-0		1-9-0		1-2-0		AWAY		0-0-0		0-0-0		0-0-0												
0-0-0		0-0-0		0-0-0		NEUTRAL		0-0-0		0-0-0		0-0-0												
RPI	S	Opponent		Score		RPI	S	Opponent		Score		RPI	S	Opponent		Score								
1	A	Alabama		0 14		37	H	Kentucky		2 4		58	N	Oregon St.		6 3								
1	A	Alabama		1 3		37	H	Kentucky		0 2		70	A	Fla. Atlantic		0 2								
1	A	Alabama		3 8		37	H	Kentucky		5 3		78	N	UT Martin		6 7								
6	A	Florida		6 4		38	H	Auburn		0 3														
6	A	Florida		2 12		38	H	Auburn		6 5														
6	A	Florida		3 5		38	H	Auburn		2 3														
9	H	Georgia		5 6		46	N	Maryland		2 0														
9	H	Georgia		0 6		46	N	Maryland		2 1														
9	H	Georgia		5 9		48	A	Arkansas		0 5														
10	N	Georgia Tech		0 1		48	A	Arkansas		0 9														
12	A	Tennessee		2 4		48	A	Arkansas		10 6														
12	A	Tennessee		3 6		49	H	Mississippi St.		6 4														
13	A	LSU		1 2		49	H	Mississippi St.		5 11														
13	A	LSU		1 7		49	H	Mississippi St.		9 2														
16	A	Arizona St.		0 13																				
						LAST 10 GAMES																		
						262 H Alcorn St.						48 A Arkansas												
						262 H Alcorn St.						48 A Arkansas												
						37 H Kentucky						48 A Arkansas												
						37 H Kentucky						205 A Central Ark.												
						37 H Kentucky						38 H Auburn												

Non-Div. I Games:

Mississippi

Average RPI Win:	157	WON-LOST RECORD	WINNING PCT. RANK	LAST 10 GAMES	STRENGTH OF SCHEDULE	OPP. STRENGTH OF SCHEDULE	TEAM RPI	ADJ RPI	CONF. RPI	ADJ CONF. RPI		
DIV. I ONLY		39-15-0	.72222	28	7-3-0	161	154	59	.54874	63	11	11
DIV. I NON-CONF.		25-4-0	.86207	7	2-0-0	223	191	48	.56448	51	13	13
<hr/>												
TOTALS	RPI 1-25	RPI 26-50		W-L RECORDS		RPI 51-100		RPI 101-150		RPI 150+		
39-15-0	0-0-0	1-3-0		OVERALL		6-6-0		13-2-0		19-4-0		
22-6-0	0-0-0	0-0-0		HOME		4-3-0		10-1-0		8-2-0		
12-6-0	0-0-0	0-2-0		AWAY		1-2-0		2-1-0		9-1-0		
5-3-0	0-0-0	1-1-0		NEUTRAL		1-1-0		1-0-0		2-1-0		
<hr/>												
25-4-0	0-0-0	0-0-0		NON-CONFERENCE		2-1-0		9-0-0		14-3-0		
15-3-0	0-0-0	0-0-0		HOME		2-1-0		7-0-0		6-2-0		
7-0-0	0-0-0	0-0-		AWAY		0-0-0		1-0-0		6-0-0		
3-1-0	0-0-0	0-0-0		NEUTRAL		0-0-0		1-0-0		2-1-0		
<hr/>												
14-11-0	0-0-0	1-3-0		CONFERENCE		4-5-0		4-2-0		5-1-0		
7-3-0	0-0-0	0-0-0		HOME		2-2-0		3-1-0		2-0-0		
5-6-0	0-0-0	0-2-0		AWAY		1-2-0		1-1-0		3-1-0		
2-2-0	0-0-0	1-1-0		NEUTRAL		1-1-0		0-0-0		0-0-0		
<hr/>												
RPI S	Opponent	Score	RPI S	Opponent	Score	RPI S	Opponent	Score	RPI S	Opponent	Score	
			36 A	Lipscomb	0 4	59 H	Charlotte	3 2	108 H	Fla. Gulf Coast	3 0	
			36 A	Lipscomb	1 6	59 H	Charlotte	5 4	108 H	Fla. Gulf Coast	11 0	
			36 N	Lipscomb	3 2	76 H	Liberty	2 12	109 A	South Carolina	6 0	
			36 N	Lipscomb	0 11	79 A	Stetson	2 1	109 H	South Carolina	5 0	
						79 H	Stetson	7 2	111 H	Winthrop	3 1	
						79 H	Stetson	0 1	111 H	Winthrop	1 0	
						94 H	Kennesaw St.	2 1	126 H	Charleston So.	5 3	
						94 H	Kennesaw St.	2 10	126 H	Charleston So.	3 1	
						94 N	Kennesaw St.	0 1	126 N	Charleston So.	2 1	
						99 A	Jacksonville	2 7	129 H	Appalachian St.	3 0	
						99 A	Jacksonville	3 4	129 H	Appalachian St.	9 8	
						99 N	Jacksonville	7 4	133 A	North Florida	2 3	
									133 A	North Florida	4 0	
									141 H	Mercer	2 0	
									141 H	Mercer	4 5	
									155 A	Campbell	1 2	
									155 A	Campbell	1 0	
									162 A	Furman	3 1	
									162 A	Furman	1 0	
									166 H	UMBC	1 2	
									166 H	UMBC	3 1	
									182 H	Coastal Caro.	2 4	
									182 H	Coastal Caro.	4 0	
									182 N	Coastal Caro.	1 6	
									191 A	Gardner-Webb	6 1	
									191 A	Gardner-Webb	6 0	
									193 H	East Tenn. St.	4 2	
LAST 10 GAMES												
			36 N	Lipscomb	0 11	155 A	Campbell	1 0	182 H	Coastal Caro.	4 0	
			79 A	Stetson	2 1	155 A	Campbell	1 2	182 N	Coastal Caro.	1 6	
			99 N	Jacksonville	7 4	129 H	Appalachian St.	9 8	191 A	Gardner-Webb	6 1	
			36 N	Lipscomb	3 2	129 H	Appalachian St.	3 0	191 A	Gardner-Webb	6 0	
			94 N	Kennesaw St.	0 1	193 H	East Tenn. St.	4 2	193 H	East Tenn. St.	4 2	

Non-Div. I Games: Tusculum 6 1 Tusculum 8 0

S.C. Upstate

RPI	S	Opponent	Score	
193	H	East Tenn. St.	3	0
221	A	N.C. A&T	6	0
221	A	N.C. A&T	1	0
226	H	Eastern Ky.	9	1
229	N	Hartford	2	0
241	H	Siena	3	0
256	A	Belmont	7	2
256	A	Belmont	2	0
259	H	Western Caro.	2	1
259	H	Western Caro.	9	3
281	N	Winston-Salem	8	0

S.C. Upstate

S
.
C
.
U
p
s
t
a
t
e

S
.
C
.
U
p
s
t
a
t
e

Average RPI Win:		156	WON-LOST RECORD		WINNING PCT. RANK		LAST 10 GAMES		STRENGTH OF SCHEDULE		OPP. STRENGTH OF SCHEDULE		TEAM RPI		ADJ RPI		CONF. RPI		ADJ CONF. RPI	
DIV. I ONLY			37-19-0		.66071 47		6-4-0		122		116		63		.54697 65		14		14	
DIV. I NON-CONF.			21-10-0		.67742 44		0-0-0		130		131		60		.55379 60		15		15	
TOTALS		RPI 1-25		RPI 26-50		W-L RECORDS		RPI 51-100		RPI 101-150		RPI 150+								
37-19-0		0-2-0		4-4-0		OVERALL		7-4-0		5-4-0		21-5-0								
22-7-0		0-1-0		2-2-0		HOME		5-2-0		3-1-0		12-1-0								
8-8-0		0-1-0		0-1-0		AWAY		1-2-0		0-0-0		7-4-0								
7-4-0		0-0-0		2-1-0		NEUTRAL		1-0-0		2-3-0		2-0-0								
21-10-0		0-2-0		3-1-0		NON-CONFERENCE		3-4-0		2-2-0		13-1-0								
13-4-0		0-1-0		1-0-0		HOME		2-2-0		1-0-0		9-1-0								
3-3-0		0-1-0		0-0-		AWAY		1-2-0		0-0-0		2-0-0								
5-3-0		0-0-0		2-1-0		NEUTRAL		0-0-0		1-2-0		2-0-0								
16-9-0		0-0-0		1-3-0		CONFERENCE		4-0-0		3-2-0		8-4-0								
9-3-0		0-0-0		1-2-0		HOME		3-0-0		2-1-0		3-0-0								
5-5-0		0-0-0		0-1-0		AWAY		0-0-0		0-0-0		5-4-0								
2-1-0		0-0-0		0-0-0		NEUTRAL		1-0-0		1-1-0		0-0-0								
RPI	S	Opponent		Score		RPI	S	Opponent		Score		RPI	S	Opponent		Score				
10	A	Georgia Tech		1	7	27	N	Fordham		1	0	64	H	Tulsa		5	4			
10	H	Georgia Tech		3	7	27	N	Fordham		1	5	68	H	Chattanooga		2	0			
						29	A	Hofstra		0	3	68	H	Chattanooga		1	5			
						29	H	Hofstra		0	2	89	H	Towson		1	0			
						29	H	Hofstra		1	0	89	H	Towson		3	1			
						29	H	Hofstra		1	5	89	H	Towson		11	5			
						37	N	Kentucky		7	1	89	N	Towson		4	1			
						38	H	Auburn		6	5	94	A	Kennesaw St.		0	2			
												94	H	Kennesaw St.		1	6			
												97	A	Ga. Southern		3	1			
												97	A	Ga. Southern		7	8			
														154 H Eastern Ill.		2	6			
														154 H Eastern Ill.		4	1			
														162 A Furman		3	2			
														162 A Furman		6	4			
														175 A Delaware		3	5			
														175 A Delaware		6	7			
														175 A Delaware		5	0			
														185 H Drexel		4	1			
														185 H Drexel		3	0			
														185 H Drexel		3	2			
														193 H East Tenn. St.		8	7			
														196 N Bowling Green		8	0			
														206 H Temple		10	0			
														217 N Dartmouth		11	2			
														223 A George Mason		0	1			
														223 A George Mason		6	0			
														223 A George Mason		3	0			
														225 H Howard		10	1			

Non-Div. I Games:

Georgia St.

RPI	S	Opponent	Score	
225	H	Howard	6	0
241	H	Siena	9	1
241	H	Siena	4	2
250	A	UNC Wilmington	11	1
250	A	UNC Wilmington	14	8
250	A	UNC Wilmington	1	5
259	H	Western Caro.	8	1
259	H	Western Caro.	5	0

Average RPI Win: 130		WON-LOST RECORD		WINNING PCT. RANK		LAST 10 GAMES		STRENGTH OF SCHEDULE		OPP. STRENGTH OF SCHEDULE		TEAM RPI		ADJ RPI		CONF. RPI		ADJ CONF. RPI	
DIV. I ONLY		32-26-0		.55172 100		4-6-0		65		60		64		.54642 66		10		10	
DIV. I NON-CONF.		19-16-0		.54286 112		1-3-0		41		43		53		.55571 57		9		9	
TOTALS		RPI 1-25		RPI 26-50		W-L RECORDS		RPI 51-100		RPI 101-150		RPI 150+							
32-26-0		1-12-0		2-3-0		OVERALL		10-3-0		8-3-0		11-5-0							
8-4-0		0-2-0		0-0-0		HOME		0-0-0		2-0-0		6-2-0							
11-11-0		0-4-0		1-2-0		AWAY		5-0-0		4-3-0		1-2-0							
13-11-0		1-6-0		1-1-0		NEUTRAL		5-3-0		2-0-0		4-1-0							
19-16-0		0-10-0		1-1-0		NON-CONFERENCE		10-3-0		2-1-0		6-1-0							
2-0-0		0-0-0		0-0-0		HOME		0-0-0		0-0-0		2-0-0							
6-5-0		0-4-0		0-0-		AWAY		5-0-0		1-1-0		0-0-0							
11-11-0		0-6-0		1-1-0		NEUTRAL		5-3-0		1-0-0		4-1-0							
13-10-0		1-2-0		1-2-0		CONFERENCE		0-0-0		6-2-0		5-4-0							
6-4-0		0-2-0		0-0-0		HOME		0-0-0		2-0-0		4-2-0							
5-6-0		0-0-0		1-2-0		AWAY		0-0-0		3-2-0		1-2-0							
2-0-0		1-0-0		0-0-0		NEUTRAL		0-0-0		1-0-0		0-0-0							
RPI S	Opponent	Score		RPI S	Opponent	Score		RPI S	Opponent	Score		RPI S	Opponent	Score					
7 N	Oklahoma	0	10	30 N	Ohio St.	11	3	58 N	Oregon St.	2	4	126 N	Charleston So.	5	2				
12 N	Tennessee	6	8	33 A	Louisville	2	6	70 A	Fla. Atlantic	2	1	128 H	St. John's (NY)	3	2				
13 A	LSU	2	9	33 A	Louisville	4	7	70 N	Fla. Atlantic	4	6	128 H	St. John's (NY)	6	2				
13 A	LSU	1	9	33 A	Louisville	2	1	73 A	Penn St.	2	0	136 A	Villanova	11	1				
14 N	Texas	4	5	46 N	Maryland	1	4	73 A	Penn St.	6	1	136 A	Villanova	3	1				
19 N	Illinois	3	7					74 N	Iowa	3	2	136 A	Villanova	1	5				
20 N	Stanford	3	7					74 N	Iowa	1	4	136 N	Villanova	4	3				
22 N	Florida St.	0	3					82 A	Cornell	4	1	139 A	Pittsburgh	0	4				
23 H	DePaul	0	1					82 A	Cornell	10	0	139 A	Pittsburgh	8	0				
23 H	DePaul	0	4					89 N	Towson	3	1	140 A	Canisius	4	3				
23 N	DePaul	3	2					98 N	South Ala.	5	3	140 A	Canisius	2	3				
24 A	La.-Lafayette	4	10					98 N	South Ala.	4	3	155 N	Campbell	7	5				
24 A	La.-Lafayette	0	9					99 N	Jacksonville	7	4	168 N	Cal St. Fullerton	4	1				
												171 H	Providence	11	1				
												171 H	Providence	10	2				
												171 H	Providence	6	7				
												176 A	Georgetown	6	7				
												176 A	Georgetown	4	8				
												176 A	Georgetown	6	0				
												179 H	Connecticut	9	6				
												179 H	Connecticut	2	3				
												179 H	Connecticut	5	1				
												201 N	Bradley	2	3				
												208 H	Buffalo	3	2				
												208 H	Buffalo	8	0				
												272 N	Bryant	4	0				
												272 N	Bryant	5	0				

Non-Div. I Games:

Syracuse

Average RPI Win:	165	WON-LOST	WINNING	LAST 10	STRENGTH OF	OPP. STRENGTH	TEAM	ADJ	CONF.	ADJ CONF.		
Average RPI Loss:	96	RECORD	PCT. RANK	GAMES	SCHEDULE	OF SCHEDULE	RPI	RPI	RPI	RPI		
DIV. I ONLY		35-22-0	.61404	66	7-3-0	86	132	68	.54504	67	19	19
DIV. I NON-CONF.		18-18-0	.5	134	1-2-0	121	105	116	.51603	109	20	20
<hr/>												
TOTALS	RPI 1-25	RPI 26-50		W-L RECORDS		RPI 51-100		RPI 101-150		RPI 150+		
35-22-0	0-1-0	2-7-0		OVERALL		1-4-0		6-4-0		26-6-0		
13-3-0	0-0-0	0-1-0		HOME		0-0-0		3-0-0		10-2-0		
12-8-0	0-0-0	2-2-0		AWAY		1-1-0		0-2-0		9-3-0		
10-11-0	0-1-0	0-4-0		NEUTRAL		0-3-0		3-2-0		7-1-0		
<hr/>												
18-18-0	0-1-0	2-7-0		NON-CONFERENCE		1-4-0		2-3-0		13-3-0		
5-3-0	0-0-0	0-1-0		HOME		0-0-0		0-0-0		5-2-0		
5-5-0	0-0-0	2-0-		AWAY		1-1-0		0-2-0		2-0-0		
8-10-0	0-1-0	0-4-0		NEUTRAL		0-3-0		2-1-0		6-1-0		
<hr/>												
17-4-0	0-0-0	0-0-0		CONFERENCE		0-0-0		4-1-0		13-3-0		
8-0-0	0-0-0	0-0-0		HOME		0-0-0		3-0-0		5-0-0		
7-3-0	0-0-0	0-0-0		AWAY		0-0-0		0-0-0		7-3-0		
2-1-0	0-0-0	0-0-0		NEUTRAL		0-0-0		1-1-0		1-0-0		
<hr/>												
RPI S	Opponent	Score	RPI S	Opponent	Score	RPI S	Opponent	Score	RPI S	Opponent	Score	
16 N	Arizona St.	1 6	26 A	Massachusetts	10 4	55 N	Ball St.	2 3	101 N	Marshall	12 13	
			26 A	Massachusetts	0 3	59 A	Charlotte	2 0	107 H	Stony Brook	7 0	
			26 H	Massachusetts	5 7	59 A	Charlotte	2 3	107 H	Stony Brook	5 0	
			29 A	Hofstra	9 4	71 N	Virginia Tech	1 3	107 H	Stony Brook	3 1	
			29 A	Hofstra	1 2	95 N	St. Joseph's	1 4	107 N	Stony Brook	4 1	
			40 N	Radford	8 10				107 N	Stony Brook	0 2	
			42 N	FIU	7 8				136 N	Villanova	5 3	
			43 N	UAB	3 4				137 A	Boston College	1 2	
			47 N	Long Island	4 5				137 A	Boston College	0 5	
									147 N	Robert Morris	8 5	
									152 H	Binghamton	3 1	
									152 H	Binghamton	7 6	
									152 H	Binghamton	7 3	
									159 A	Albany (NY)	11 0	
									159 A	Albany (NY)	3 4	
									159 A	Albany (NY)	4 3	
									159 N	Albany (NY)	2 0	
									166 A	UMBC	1 3	
									166 A	UMBC	5 0	
									166 A	UMBC	11 3	
									167 A	Harvard	4 1	
									167 A	Harvard	14 8	
LAST 10 GAMES												
			47 N	Long Island	4 5	178 A	Maine	5 1	178 A	Maine	2 7	
			26 A	Massachusetts	10 4	159 N	Albany (NY)	2 0	178 A	Maine	6 0	
			16 N	Arizona St.	1 6	229 H	Hartford	18 2	178 A	Maine	5 1	
			107 N	Stony Brook	4 1	229 H	Hartford	8 0	178 A	Maine	5 0	
			107 N	Stony Brook	0 2	178 A	Maine	6 0	179 H	Connecticut	9 10	

Non-Div. I Games:

Boston U.

B
O
S
T
O
N
U
.

Boston University.

Boston U.

Average RPI Win:		158	WON-LOST RECORD		WINNING PCT. RANK		LAST 10 GAMES		STRENGTH OF SCHEDULE		OPP. STRENGTH OF SCHEDULE		TEAM RPI		ADJ RPI		CONF. RPI		ADJ CONF. RPI				
DIV. I ONLY		39-17-0		.69643		34		5-5-0		157		109		61		.54427		68		18		17	
DIV. I NON-CONF.		20-10-0		.66667		48		0-0-0		148		80		68		.54441		71		19		19	
TOTALS		RPI 1-25		RPI 26-50		W-L RECORDS		RPI 51-100		RPI 101-150		RPI 150+											
39-17-0		0-2-0		2-3-0		OVERALL		7-5-0		9-5-0		21-2-0											
17-7-0		0-0-0		1-2-0		HOME		2-3-0		2-1-0		12-1-0											
16-4-0		0-0-0		0-0-0		AWAY		4-1-0		4-2-0		8-1-0											
6-6-0		0-2-0		1-1-0		NEUTRAL		1-1-0		3-2-0		1-0-0											
20-10-0		0-2-0		2-3-0		NON-CONFERENCE		3-2-0		5-2-0		10-1-0											
8-2-0		0-0-0		1-2-0		HOME		1-0-0		2-0-0		4-0-0											
6-2-0		0-0-0		0-0-		AWAY		1-1-0		0-0-0		5-1-0											
6-6-0		0-2-0		1-1-0		NEUTRAL		1-1-0		3-2-0		1-0-0											
19-7-0		0-0-0		0-0-0		CONFERENCE		4-3-0		4-3-0		11-1-0											
9-5-0		0-0-0		0-0-0		HOME		1-3-0		0-1-0		8-1-0											
10-2-0		0-0-0		0-0-0		AWAY		3-0-0		4-2-0		3-0-0											
0-0-0		0-0-0		0-0-0		NEUTRAL		0-0-0		0-0-0		0-0-0											
RPI	S	Opponent		Score		RPI	S	Opponent		Score		RPI	S	Opponent		Score		RPI	S	Opponent		Score	
5	N	Michigan		1	12	26	N	Massachusetts		0	3	65	A	Georgia St.		0	2	110	N	UNI		2	1
7	N	Oklahoma		0	1	37	H	Kentucky		1	3	65	A	Georgia St.		5	1	124	H	Rutgers		6	5
						39	N	UCF		4	2	70	N	Fla. Atlantic		2	1	124	N	Rutgers		0	7
						43	H	UAB		2	1	71	N	Virginia Tech		0	4	127	A	UNC Greensboro		0	3
						43	H	UAB		1	3	86	H	Elon		6	7	127	A	UNC Greensboro		6	2
												86	H	Elon		2	3	127	A	UNC Greensboro		3	2
												86	H	Elon		6	0	127	H	UNC Greensboro		1	4
												93	H	Kansas		6	0	129	A	Appalachian St.		0	2
												97	A	Ga. Southern		5	4	129	A	Appalachian St.		4	2
												97	A	Ga. Southern		1	0	129	A	Appalachian St.		3	1
												97	A	Ga. Southern		5	3	132	N	Butler		2	0
												97	H	Ga. Southern		0	3	132	N	Butler		7	6
																		134	H	Miami (OH)		6	1
																		136	N	Villanova		1	3
																		154	H	Eastern Ill.		12	4
																		154	H	Eastern Ill.		3	2
																		162	H	Furman		9	3
																		162	H	Furman		7	5
																		162	H	Furman		4	3
																		164	H	Tennessee Tech		6	1
																		176	H	Georgetown		8	0
																		190	A	Samford		3	2
																		190	A	Samford		7	4
																		190	A	Samford		12	1
																		201	N	Bradley		8	2
																		202	H	Col. of Charleston		9	3
																		202	H	Col. of Charleston		3	4
																		202	H	Col. of Charleston		3	4

Non-Div. I Games:

Chattanooga

RPI	S	Opponent	Score	
202	H	Col. of Charleston	1	0
245	A	Austin Peay	9	0
251	A	Tennessee St.	2	0
251	A	Tennessee St.	8	0
251	A	Tennessee St.	10	4
256	A	Belmont	3	4
256	A	Belmont	6	0
259	H	Western Caro.	7	5
259	H	Western Caro.	3	2
259	H	Western Caro.	2	0

Chattanooga

Average RPI Win:		105	WON-LOST RECORD		WINNING PCT. RANK		LAST 10 GAMES		STRENGTH OF SCHEDULE		OPP. STRENGTH OF SCHEDULE		TEAM RPI		ADJ RPI		CONF. RPI		ADJ CONF. RPI	
DIV. I ONLY			26-29-0		.47273 153		2-8-0		38		32		67		.54399 69		3		3	
DIV. I NON-CONF.			22-13-0		.62857 71		0-0-0		95		76		56		.55513 59		3		3	
TOTALS		RPI 1-25		RPI 26-50		W-L RECORDS		RPI 51-100		RPI 101-150		RPI 150+								
26-29-0		0-15-0		3-2-0		OVERALL		11-8-0		6-1-0		6-3-0								
2-9-0		0-8-0		0-0-0		HOME		2-1-0		0-0-0		0-0-0								
14-10-0		0-4-0		3-1-0		AWAY		5-4-0		3-0-0		3-1-0								
10-10-0		0-3-0		0-1-0		NEUTRAL		4-3-0		3-1-0		3-2-0								
22-13-0		0-4-0		2-1-0		NON-CONFERENCE		8-4-0		6-1-0		6-3-0								
1-1-0		0-0-0		0-0-0		HOME		1-1-0		0-0-0		0-0-0								
11-4-0		0-2-0		2-0-		AWAY		3-1-0		3-0-0		3-1-0								
10-8-0		0-2-0		0-1-0		NEUTRAL		4-2-0		3-1-0		3-2-0								
4-16-0		0-11-0		1-1-0		CONFERENCE		3-4-0		0-0-0		0-0-0								
1-8-0		0-8-0		0-0-0		HOME		1-0-0		0-0-0		0-0-0								
3-6-0		0-2-0		1-1-0		AWAY		2-3-0		0-0-0		0-0-0								
0-2-0		0-1-0		0-0-0		NEUTRAL		0-1-0		0-0-0		0-0-0								
RPI	S	Opponent		Score		RPI	S	Opponent		Score		RPI	S	Opponent		Score				
7	H	Oklahoma		0 2		44	A	Texas Tech		3 6		52	A	Southern Ill.		2 1				
7	H	Oklahoma		2 3		44	A	Texas Tech		4 2		53	A	Nebraska		6 3				
8	H	Missouri		9 14		48	A	Arkansas		2 1		53	H	Nebraska		9 5				
8	H	Missouri		6 12		48	N	Arkansas		2 4		60	A	Baylor		7 9				
9	A	Georgia		0 8		50	A	Houston		9 1		60	A	Baylor		1 4				
9	A	Georgia		3 11								60	N	Baylor		4 15				
14	H	Texas		0 8								72	A	Creighton		2 1				
14	H	Texas		2 10								72	A	Creighton		3 1				
14	N	Texas		2 11								74	H	Iowa		7 3				
17	H	Texas A&M		2 4								74	N	Iowa		8 2				
17	H	Texas A&M		1 9								77	N	Purdue		3 2				
18	A	Oklahoma St.		1 2								84	A	Drake		2 5				
18	A	Oklahoma St.		0 4								84	H	Drake		2 3				
24	N	La.-Lafayette		1 4								84	N	Drake		5 2				
24	N	La.-Lafayette		5 6								84	N	Drake		2 1				
												93	A	Kansas		4 3				
												93	A	Kansas		0 3				
												98	N	South Ala.		2 3				
												100	N	Western Ill.		4 5				
LAST 10 GAMES																				
60	N	Baylor		4 15		8	H	Missouri		9 14										
93	A	Kansas		4 3		8	H	Missouri		6 12										
93	A	Kansas		0 3		60	A	Baylor		1 4										
14	H	Texas		2 10		60	A	Baylor		7 9										
14	H	Texas		0 8		53	A	Nebraska		6 3										

Non-Div. I Games:

Iowa St.

Average RPI Win:	116	WON-LOST RECORD	WINNING PCT. RANK	LAST 10 GAMES	STRENGTH OF SCHEDULE	OPP. STRENGTH OF SCHEDULE	TEAM RPI	ADJ RPI	CONF. RPI	ADJ CONF. RPI		
DIV. I ONLY		28-26-0	.51852	122	7-3-0	50	43	65	.54359	70	8	8
DIV. I NON-CONF.		15-14-0	.51724	128	0-0-0	55	39	74	.54229	74	7	7
<hr/>												
TOTALS	RPI 1-25	RPI 26-50		W-L RECORDS		RPI 51-100		RPI 101-150		RPI 150+		
28-26-0	0-9-0	2-6-0		OVERALL		9-8-0		10-2-0		7-1-0		
21-12-0	0-1-0	1-3-0		HOME		5-5-0		8-2-0		7-1-0		
5-6-0	0-3-0	0-2-0		AWAY		3-1-0		2-0-0		0-0-0		
2-8-0	0-5-0	1-1-0		NEUTRAL		1-2-0		0-0-0		0-0-0		
15-14-0	0-5-0	1-4-0		NON-CONFERENCE		3-4-0		4-0-0		7-1-0		
13-8-0	0-1-0	0-3-0		HOME		2-3-0		4-0-0		7-1-0		
0-0-0	0-0-0	0-0-		AWAY		0-0-0		0-0-0		0-0-0		
2-6-0	0-4-0	1-1-0		NEUTRAL		1-1-0		0-0-0		0-0-0		
13-12-0	0-4-0	1-2-0		CONFERENCE		6-4-0		6-2-0		0-0-0		
8-4-0	0-0-0	1-0-0		HOME		3-2-0		4-2-0		0-0-0		
5-6-0	0-3-0	0-2-0		AWAY		3-1-0		2-0-0		0-0-0		
0-2-0	0-1-0	0-0-0		NEUTRAL		0-1-0		0-0-0		0-0-0		
<hr/>												
RPI S	Opponent	Score		RPI S	Opponent	Score		RPI S	Opponent	Score		
3 N	UCLA	0	11	30 N	Ohio St.	0	4	57 A	North Texas	7	3	
7 N	Oklahoma	0	9	37 H	Kentucky	1	2	57 A	North Texas	4	1	
9 N	Georgia	1	5	37 H	Kentucky	1	4	57 A	North Texas	4	7	
19 N	Illinois	0	9	42 A	FIU	5	7	57 N	North Texas	1	5	
22 H	Florida St.	3	6	42 A	FIU	2	3	62 H	Mississippi	2	0	
24 A	La.-Lafayette	4	6	42 H	FIU	4	3	66 H	Syracuse	1	2	
24 A	La.-Lafayette	2	4	46 H	Maryland	1	2	66 N	Syracuse	6	4	
24 A	La.-Lafayette	0	1	47 N	Long Island	1	0	68 N	Chattanooga	1	2	
24 N	La.-Lafayette	0	1					74 H	Iowa	1	2	
								74 H	Iowa	4	3	
								74 H	Iowa	1	3	
								80 H	Troy	1	4	
								80 H	Troy	6	5	
								98 A	South Ala.	1	0	
								98 H	South Ala.	1	0	
								98 H	South Ala.	6	2	
								98 H	South Ala.	1	3	

Non-Div. I Games:

Fla. Atlantic

Average RPI Win:		127	WON-LOST		WINNING		LAST 10		STRENGTH OF		OPP. STRENGTH		TEAM	ADJ		CONF.	ADJ CONF.	
Average RPI Loss:		56	RECORD		PCT. RANK		GAMES		SCHEDULE		OF SCHEDULE		RPI	RPI		RPI	RPI	
DIV. I ONLY			25-33-0		.43103		185		6-4-0		29		49		81		.54189	
DIV. I NON-CONF.			16-19-0		.45714		164		2-0-0		46		127		94		.5245	
TOTALS		RPI 1-25		RPI 26-50		W-L RECORDS		RPI 51-100		RPI 101-150		RPI 150+						
25-33-0		3-11-0		2-9-0		OVERALL		7-6-0		4-6-0		9-1-0						
12-7-0		3-4-0		1-3-0		HOME		2-0-0		0-0-0		6-0-0						
6-13-0		0-5-0		1-3-0		AWAY		3-3-0		2-2-0		0-0-0						
7-13-0		0-2-0		0-3-0		NEUTRAL		2-3-0		2-4-0		3-1-0						
16-19-0		0-4-0		0-4-0		NON-CONFERENCE		5-5-0		2-5-0		9-1-0						
8-0-0		0-0-0		0-0-0		HOME		2-0-0		0-0-0		6-0-0						
1-6-0		0-2-0		0-0-		AWAY		1-2-0		0-1-0		0-0-0						
7-13-0		0-2-0		0-3-0		NEUTRAL		2-3-0		2-4-0		3-1-0						
9-14-0		3-7-0		2-5-0		CONFERENCE		2-1-0		2-1-0		0-0-0						
4-7-0		3-4-0		1-3-0		HOME		0-0-0		0-0-0		0-0-0						
5-7-0		0-3-0		1-2-0		AWAY		2-1-0		2-1-0		0-0-0						
0-0-0		0-0-0		0-0-0		NEUTRAL		0-0-0		0-0-0		0-0-0						
RPI	S	Opponent		Score		RPI	S	Opponent		Score		RPI	S	Opponent		Score		
8	N	Missouri		4	9	26	N	Massachusetts		0	3	53	N	Nebraska		0	2	
9	A	Georgia		1	6	29	N	Hofstra		2	3	56	A	Longwood		4	3	
9	A	Georgia		0	8	32	H	Virginia		3	8	56	A	Longwood		7	10	
10	A	Georgia Tech		1	9	32	H	Virginia		1	0	61	A	North Carolina St.		2	0	
10	A	Georgia Tech		1	3	32	H	Virginia		3	4	61	A	North Carolina St.		3	4	
10	A	Georgia Tech		1	15	32	H	Virginia		0	5	61	A	North Carolina St.		11	0	
19	N	Illinois		5	10	38	N	Auburn		0	2	67	N	Boston U.		3	1	
22	H	Florida St.		3	5	40	A	Radford		3	9	68	N	Chattanooga		4	0	
22	H	Florida St.		8	7	46	A	Maryland		0	7	74	N	Iowa		5	6	
22	H	Florida St.		5	4	46	A	Maryland		3	7	76	H	Liberty		1	0	
22	H	Florida St.		1	3	46	A	Maryland		2	1	76	H	Liberty		11	4	
25	H	North Carolina		0	8							99	A	Jacksonville		7	11	
25	H	North Carolina		4	0							99	N	Jacksonville		2	3	
25	H	North Carolina		0	1													
LAST 10 GAMES																		
		22 H Florida St.		3	5			76 H Liberty		1	0							
		32 H Virginia		1	0			76 H Liberty		11	4							
		137 A Boston College		8	2			25 H North Carolina		4	0							
		137 A Boston College		6	7			25 H North Carolina		0	1							
		137 A Boston College		11	5			25 H North Carolina		0	8							

Non-Div. I Games:

Virginia Tech

Average RPI Win:		140	WON-LOST RECORD		WINNING PCT. RANK		LAST 10 GAMES		STRENGTH OF SCHEDULE		OPP. STRENGTH OF SCHEDULE		TEAM RPI		ADJ RPI		CONF. RPI		ADJ CONF. RPI					
DIV. I ONLY			37-23-0		.61667		64		7-3-0		130		66		73		.54087		72		13		12	
DIV. I NON-CONF.			14-16-0		.46667		158		0-2-0		146		24		129		.49948		133		12		12	
TOTALS		RPI 1-25		RPI 26-50		W-L RECORDS		RPI 51-100		RPI 101-150		RPI 150+												
37-23-0		0-6-0		3-3-0		OVERALL		9-7-0		11-2-0		14-5-0												
11-8-0		0-0-0		0-0-0		HOME		2-4-0		5-0-0		4-4-0												
10-8-0		0-4-0		2-1-0		AWAY		2-3-0		3-0-0		3-0-0												
16-7-0		0-2-0		1-2-0		NEUTRAL		5-0-0		3-2-0		7-1-0												
14-16-0		0-6-0		0-2-0		NON-CONFERENCE		4-5-0		3-2-0		7-1-0												
3-4-0		0-0-0		0-0-0		HOME		1-4-0		2-0-0		0-0-0												
0-5-0		0-4-0		0-0-		AWAY		0-1-0		0-0-0		0-0-0												
11-7-0		0-2-0		0-2-0		NEUTRAL		3-0-0		1-2-0		7-1-0												
23-7-0		0-0-0		3-1-0		CONFERENCE		5-2-0		8-0-0		7-4-0												
8-4-0		0-0-0		0-0-0		HOME		1-0-0		3-0-0		4-4-0												
10-3-0		0-0-0		2-1-0		AWAY		2-2-0		3-0-0		3-0-0												
5-0-0		0-0-0		1-0-0		NEUTRAL		2-0-0		2-0-0		0-0-0												
RPI	S	Opponent		Score		RPI	S	Opponent		Score		RPI	S	Opponent		Score								
4	A	Arizona		0	6	28	N	San Diego St.		3	5	52	A	Southern Ill.		2	5							
8	A	Missouri		2	3	35	N	Notre Dame		3	11	52	A	Southern Ill.		0	9							
16	A	Arizona St.		0	4	45	A	Illinois St.		8	0	52	N	Southern Ill.		2	1							
16	A	Arizona St.		8	11	45	A	Illinois St.		1	2	52	N	Southern Ill.		3	2							
21	N	Oregon		2	8	45	A	Illinois St.		3	1	53	A	Nebraska		7	11							
23	N	DePaul		2	3	45	N	Illinois St.		2	1	53	H	Nebraska		3	4							
												54	N	Northwestern		2	1							
												58	N	Oregon St.		5	3							
												69	H	Iowa St.		1	2							
												69	H	Iowa St.		1	3							
												84	A	Drake		8	0							
												84	A	Drake		2	0							
												84	H	Drake		6	3							
												92	N	Texas St.		2	0							
												93	H	Kansas		8	0							
												93	H	Kansas		5	6							
						LAST 10 GAMES																		
						23 N DePaul						2	3	145 N Wichita St.						5	4			
						8 A Missouri						2	3	215 H Evansville						1	3			
						52 N Southern Ill.						3	2	215 H Evansville						8	6			
						52 N Southern Ill.						2	1	215 H Evansville						9	5			
						45 N Illinois St.						2	1	45 A Illinois St.						3	1			
																				201 A Bradley	7	3		
																				201 A Bradley	1	0		
																				201 A Bradley	7	4		
																				210 N UMKC	9	4		
																				212 N UC Santa Barbara	5	1		
																				215 H Evansville	1	3		
																				215 H Evansville	9	5		
																				215 H Evansville	8	6		

Non-Div. I Games:

Creighton

RPI	S	Opponent	Score	
216	H	Indiana St.	6	0
216	H	Indiana St.	6	5
235	N	Northern Colo.	4	1
239	N	South Dakota St.	0	3
274	N	Idaho St.	6	1

Creighton

C
r
e
i
g
h
t
o
n

C
r
e
i
g
h
t
o
n

Average RPI Win: 126		WON-LOST RECORD		WINNING PCT. RANK		LAST 10 GAMES		STRENGTH OF SCHEDULE		OPP. STRENGTH OF SCHEDULE		TEAM RPI		ADJ RPI		CONF. RPI		ADJ CONF. RPI	
DIV. I ONLY		25-23-0		.52083 116		2-8-0		60		47		72		.53806 74		7		6	
DIV. I NON-CONF.		15-14-0		.51724 128		0-1-0		64		52		77		.53784 78		6		5	
TOTALS		RPI 1-25		RPI 26-50		W-L RECORDS		RPI 51-100		RPI 101-150		RPI 150+							
25-23-0		0-7-0		1-5-0		OVERALL		13-8-0		3-2-0		8-1-0							
7-6-0		0-2-0		0-2-0		HOME		3-1-0		0-1-0		4-0-0							
9-8-0		0-3-0		0-0-0		AWAY		3-5-0		2-0-0		4-0-0							
9-9-0		0-2-0		1-3-0		NEUTRAL		7-2-0		1-1-0		0-1-0							
15-14-0		0-3-0		1-3-0		NON-CONFERENCE		11-5-0		1-2-0		2-1-0							
3-1-0		0-0-0		0-0-0		HOME		1-0-0		0-1-0		2-0-0							
3-4-0		0-1-0		0-0-		AWAY		3-3-0		0-0-0		0-0-0							
9-9-0		0-2-0		1-3-0		NEUTRAL		7-2-0		1-1-0		0-1-0							
10-9-0		0-4-0		0-2-0		CONFERENCE		2-3-0		2-0-0		6-0-0							
4-5-0		0-2-0		0-2-0		HOME		2-1-0		0-0-0		2-0-0							
6-4-0		0-2-0		0-0-0		AWAY		0-2-0		2-0-0		4-0-0							
0-0-0		0-0-0		0-0-0		NEUTRAL		0-0-0		0-0-0		0-0-0							
RPI	S	Opponent		Score		RPI	S	Opponent		Score		RPI	S	Opponent		Score			
1	N	Alabama		4	5	30	H	Ohio St.		3	4	54	H	Northwestern		9	1		
5	H	Michigan		2	8	30	H	Ohio St.		5	6	61	N	North Carolina St.		3	1		
5	H	Michigan		0	6	45	N	Illinois St.		7	1	66	N	Syracuse		4	1		
10	N	Georgia Tech		8	9	46	N	Maryland		1	11	66	N	Syracuse		2	3		
16	A	Arizona St.		4	7	48	N	Arkansas		1	2	69	A	Iowa St.		3	7		
19	A	Illinois		6	10	48	N	Arkansas		2	3	69	N	Iowa St.		2	8		
19	A	Illinois		4	6							70	A	Fla. Atlantic		3	1		
												70	A	Fla. Atlantic		3	4		
												70	A	Fla. Atlantic		2	1		
												71	N	Virginia Tech		6	5		
												73	A	Penn St.		1	7		
												73	A	Penn St.		2	5		
												77	H	Purdue		1	0		
												77	H	Purdue		0	2		
												84	N	Drake		3	2		
												84	N	Drake		7	3		
												85	A	Cal St. Northridge		4	1		
												85	A	Cal St. Northridge		4	7		
												92	N	Texas St.		4	1		
												100	H	Western Ill.		8	0		
						LAST 10 GAMES													
						5 H Michigan						0 6							
						5 H Michigan						2 8							
						197 A Minnesota						9 4							
						197 A Minnesota						8 0							
						19 A Illinois						6 10							

Non-Div. I Games:

Iowa

RPI	S	Opponent	Score	
100	N	Western Ill.	2	1

19	A	Illinois	4	6
30	H	Ohio St.	5	6
30	H	Ohio St.	3	4
110	H	UNI	7	8
73	A	Penn St.	2	5

I
o
w
a

I
o
w
a

U
T
E
P

UTEP

[illegible]

Non-Div. I Games:

Liberty

RPI	S	Opponent	Score	
211	N	Rhode Island	8	0
217	N	Dartmouth	11	0
219	A	Presbyterian	1	3
219	A	Presbyterian	6	0
219	A	Presbyterian	2	4
219	N	Presbyterian	2	0
221	A	N.C. A&T	12	3
224	N	Akron	3	1
226	N	Eastern Ky.	12	11
226	N	Eastern Ky.	3	2
234	H	George Washington	10	0
234	H	George Washington	11	1
270	A	Hampton	8	4
270	A	Hampton	8	3
276	A	Norfolk St.	9	3
276	A	Norfolk St.	8	1

Liberty

L
i
b
e
r
t
y

L
i
b
e
r
t
y

[illegible]

Non-Div. I Games:

Purdue

Average RPI Win:	202	WON-LOST	WINNING	LAST 10	STRENGTH OF	OPP. STRENGTH	TEAM	ADJ	CONF.	ADJ CONF.	
Average RPI Loss:	93	RECORD	PCT. RANK	GAMES	SCHEDULE	OF SCHEDULE	RPI	RPI	RPI	RPI	
DIV. I ONLY	47-11-0	.81034	8	8-2-0	256	193	74	.53666	78	22	22
DIV. I NON-CONF.	23-6-0	.7931	17	0-0-0	271	216	103	.51977	101	21	21
<hr/>											
TOTALS	RPI 1-25	RPI 26-50		W-L RECORDS		RPI 51-100		RPI 101-150		RPI 150+	
47-11-0	0-0-0	0-0-0		OVERALL		3-7-0		4-3-0		40-1-0	
18-2-0	0-0-0	0-0-0		HOME		0-2-0		0-0-0		18-0-0	
12-6-0	0-0-0	0-0-0		AWAY		2-3-0		3-2-0		7-1-0	
17-3-0	0-0-0	0-0-0		NEUTRAL		1-2-0		1-1-0		15-0-0	
<hr/>											
23-6-0	0-0-0	0-0-0		NON-CONFERENCE		2-3-0		1-3-0		20-0-0	
4-0-0	0-0-0	0-0-0		HOME		0-0-0		0-0-0		4-0-0	
2-3-0	0-0-0	0-0-		AWAY		1-1-0		0-2-0		1-0-0	
17-3-0	0-0-0	0-0-0		NEUTRAL		1-2-0		1-1-0		15-0-0	
<hr/>											
24-5-0	0-0-0	0-0-0		CONFERENCE		1-4-0		3-0-0		20-1-0	
14-2-0	0-0-0	0-0-0		HOME		0-2-0		0-0-0		14-0-0	
10-3-0	0-0-0	0-0-0		AWAY		1-2-0		3-0-0		6-1-0	
0-0-0	0-0-0	0-0-0		NEUTRAL		0-0-0		0-0-0		0-0-0	
<hr/>											
RPI	S	Opponent	Score	RPI	S	Opponent	Score	RPI	S	Opponent	Score
						52 A Southern Ill.	3 9			111 N Winthrop	3 5
						52 A Southern Ill.	4 2			113 A Middle Tenn.	3 7
						55 N Ball St.	0 5			113 A Middle Tenn.	0 2
						62 N Mississippi	7 6			120 N Western Ky.	5 3
						81 A Jacksonville St.	5 7			138 A Morehead St.	3 1
						81 A Jacksonville St.	2 10			138 A Morehead St.	3 1
						81 A Jacksonville St.	9 6			138 A Morehead St.	5 4
						81 H Jacksonville St.	4 5			151 N St. Louis	9 0
						81 H Jacksonville St.	1 10			154 H Eastern Ill.	7 4
						94 N Kennesaw St.	3 5			154 H Eastern Ill.	3 1
										154 H Eastern Ill.	3 2
										154 H Eastern Ill.	4 1
										160 N Army	10 1
										164 A Tennessee Tech	9 1
										164 A Tennessee Tech	3 2
										164 A Tennessee Tech	0 6
										164 H Tennessee Tech	2 1
										176 N Georgetown	9 1
										193 N East Tenn. St.	5 2
										196 N Bowling Green	7 3
										204 N Manhattan	4 0
										214 N Mississippi Val.	8 3
										215 H Evansville	8 7
										215 H Evansville	7 2
										224 N Akron	4 2
										226 H Eastern Ky.	4 2
										226 H Eastern Ky.	1 0
<hr/>											
LAST 10 GAMES											
						81 H Jacksonville St.	1 10			138 A Morehead St.	3 1
						164 H Tennessee Tech	2 1			138 A Morehead St.	5 4
						81 H Jacksonville St.	4 5			228 A Southeast Mo. St.	2 0
						154 H Eastern Ill.	3 2			228 A Southeast Mo. St.	5 1
						138 A Morehead St.	3 1			228 A Southeast Mo. St.	4 3

Non-Div. I Games:

UT Martin

RPI	S	Opponent	Score	
228	A	Southeast Mo. St.	2	0
228	A	Southeast Mo. St.	5	1
228	A	Southeast Mo. St.	4	3
238	A	Southeastern La.	8	3
240	A	Murray St.	8	0
240	H	Murray St.	6	0
240	H	Murray St.	11	3
245	H	Austin Peay	5	0
245	H	Austin Peay	10	3
245	H	Austin Peay	6	1
246	N	Central Conn. St.	6	2
251	H	Tennessee St.	9	0
251	H	Tennessee St.	7	0
254	N	Fairleigh Dickinson	9	0
256	H	Belmont	2	1
256	H	Belmont	8	0
257	N	Oakland	7	0
271	N	Marist	13	0
278	N	Jackson St.	6	4
279	N	St. Peter's	14	5
283	N	Grambling	9	0

UT Martin

U
T
M
a
r
t
i
n

U
T
M
a
r
t
i
n

Average RPI Win:		145	WON-LOST		WINNING		LAST 10		STRENGTH OF		OPP. STRENGTH		TEAM	ADJ		CONF.	ADJ CONF.							
Average RPI Loss:		110	RECORD		PCT. RANK		GAMES		SCHEDULE		OF SCHEDULE		RPI	RPI		RPI	RPI							
DIV. I ONLY			34-21-0		.61818		62		8-2-0		121		106		78		.53623		79		11		11	
DIV. I NON-CONF.			18-13-0		.58065		90		0-0-0		170		125		110		.51761		106		13		13	
TOTALS		RPI 1-25		RPI 26-50				W-L RECORDS				RPI 51-100				RPI 101-150				RPI 150+				
34-21-0		0-1-0		2-6-0				OVERALL				10-2-0				8-6-0				14-6-0				
30-16-0		0-1-0		1-4-0				HOME				9-1-0				8-6-0				12-4-0				
4-5-0		0-0-0		1-2-0				AWAY				1-1-0				0-0-0				2-2-0				
0-0-0		0-0-0		0-0-0				NEUTRAL				0-0-0				0-0-0				0-0-0				
18-13-0		0-1-0		2-3-0				NON-CONFERENCE				3-0-0				3-5-0				10-4-0				
17-13-0		0-1-0		1-3-0				HOME				3-0-0				3-5-0				10-4-0				
1-0-0		0-0-0		1-0-				AWAY				0-0-0				0-0-0				0-0-0				
0-0-0		0-0-0		0-0-0				NEUTRAL				0-0-0				0-0-0				0-0-0				
16-8-0		0-0-0		0-3-0				CONFERENCE				7-2-0				5-1-0				4-2-0				
13-3-0		0-0-0		0-1-0				HOME				6-1-0				5-1-0				2-0-0				
3-5-0		0-0-0		0-2-0				AWAY				1-1-0				0-0-0				2-2-0				
0-0-0		0-0-0		0-0-0				NEUTRAL				0-0-0				0-0-0				0-0-0				
RPI	S	Opponent		Score		RPI	S	Opponent		Score		RPI	S	Opponent		Score		RPI	S	Opponent		Score		
1	H	Alabama		0	1	30	H	Ohio St.		4	10	52	H	Southern Ill.		2	1	101	H	Marshall		2	3	
						36	A	Lipscomb		0	1	63	A	S.C. Upstate		2	7	108	H	Fla. Gulf Coast		4	2	
						36	A	Lipscomb		0	5	63	A	S.C. Upstate		1	0	108	H	Fla. Gulf Coast		4	0	
						36	H	Lipscomb		1	6	63	H	S.C. Upstate		1	2	129	H	Appalachian St.		8	2	
						39	A	UCF		7	1	82	H	Cornell		1	0	129	H	Appalachian St.		0	2	
						42	H	FIU		1	3	82	H	Cornell		2	0	133	H	North Florida		1	3	
						42	H	FIU		0	1	94	H	Kennesaw St.		2	1	133	H	North Florida		1	0	
						42	H	FIU		5	2	94	H	Kennesaw St.		7	3	137	H	Boston College		2	5	
												94	H	Kennesaw St.		4	3	137	H	Boston College		5	3	
												99	H	Jacksonville		2	0	141	H	Mercer		5	4	
												99	H	Jacksonville		3	1	141	H	Mercer		2	1	
												99	H	Jacksonville		2	1	148	H	Bethune-Cookman		10	3	
																		148	H	Bethune-Cookman		2	3	
																		149	H	Michigan St.		0	8	
																		155	H	Campbell		2	1	
																		155	H	Campbell		6	0	
																		159	H	Albany (NY)		5	1	
																		173	H	Missouri St.		5	0	
																		178	H	Maine		8	0	
																		178	H	Maine		2	3	
																		179	H	Connecticut		3	4	
																		179	H	Connecticut		0	2	
								LAST 10 GAMES										193	A	East Tenn. St.		1	4	
								63 H S.C. Upstate				1	2					94	H	Kennesaw St.		2	1	
								36 H Lipscomb				1	6					94	H	Kennesaw St.		7	3	
								94 H Kennesaw St.				4	3					141	H	Mercer		5	4	
								99 H Jacksonville				2	0					211	H	Rhode Island		3	0	
								99 H Jacksonville				3	1					211	H	Rhode Island		5	1	
																		211	H	Rhode Island		8	1	

Non-Div. I Games:

Stetson

RPI	S	Opponent	Score	
245	H	Austin Peay	1	5
245	H	Austin Peay	2	0
247	H	Yale	5	1
247	H	Yale	8	1
247	H	Yale	8	0
256	A	Belmont	6	4
256	A	Belmont	7	1

Stetson

S
t
e
t
s
o
n

S
t
e
t
s
o
n

Average RPI Win: 165		WON-LOST RECORD		WINNING PCT. RANK		LAST 10 GAMES		STRENGTH OF SCHEDULE		OPP. STRENGTH OF SCHEDULE		TEAM RPI		ADJ RPI		CONF. RPI		ADJ CONF. RPI	
DIV. I ONLY		30-19-0		.61224 68		7-3-0		108		138		77		.53385 81		22		22	
DIV. I NON-CONF.		14-13-0		.51852 125		1-3-0		125		62		105		.51825 103		21		21	
TOTALS		RPI 1-25		RPI 26-50		W-L RECORDS		RPI 51-100		RPI 101-150		RPI 150+							
30-19-0		0-3-0		1-5-0		OVERALL		6-1-0		7-4-0		16-6-0							
14-5-0		0-0-0		1-0-0		HOME		3-1-0		1-1-0		9-3-0							
6-8-0		0-3-0		0-2-0		AWAY		2-0-0		2-1-0		2-2-0							
10-6-0		0-0-0		0-3-0		NEUTRAL		1-0-0		4-2-0		5-1-0							
14-13-0		0-3-0		1-5-0		NON-CONFERENCE		2-0-0		5-3-0		6-2-0							
5-2-0		0-0-0		1-0-0		HOME		1-0-0		1-1-0		2-1-0							
0-5-0		0-3-0		0-0-		AWAY		0-0-0		0-0-0		0-0-0							
9-6-0		0-0-0		0-3-0		NEUTRAL		1-0-0		4-2-0		4-1-0							
16-6-0		0-0-0		0-0-0		CONFERENCE		4-1-0		2-1-0		10-4-0							
9-3-0		0-0-0		0-0-0		HOME		2-1-0		0-0-0		7-2-0							
6-3-0		0-0-0		0-0-0		AWAY		2-0-0		2-1-0		2-2-0							
1-0-0		0-0-0		0-0-0		NEUTRAL		0-0-0		0-0-0		1-0-0							
RPI	S	Opponent		Score		RPI	S	Opponent		Score		RPI	S	Opponent		Score			
10	A	Georgia Tech		3	5	37	N	Kentucky		1	4	78	A	UT Martin		5	4		
13	A	LSU		1	4	38	A	Auburn		5	8	78	A	UT Martin		10	1		
13	A	LSU		1	5	38	N	Auburn		1	15	78	H	UT Martin		7	5		
						43	A	UAB		5	13	78	H	UT Martin		10	2		
						43	H	UAB		2	1	78	H	UT Martin		6	9		
						50	N	Houston		1	7	91	N	Cleveland St.		2	0		
												94	H	Kennesaw St.		7	6		

Non-Div. I Games:

Jacksonville St.

RPI	S	Opponent	Score	
251	H	Tennessee St.	5	1
251	H	Tennessee St.	12	4
251	H	Tennessee St.	13	0
255	H	Alabama St.	1	0
263	N	Southern U.	18	4
263	N	Southern U.	4	0

Jacksonville St.

J
a
c
k
s
o
n
v
i
l
l
e
s
t
.

J
a
c
k
s
o
n
v
i
l
l
e
s
t
.

Average RPI Win: 204		WON-LOST RECORD		WINNING PCT. RANK		LAST 10 GAMES		STRENGTH OF SCHEDULE		OPP. STRENGTH OF SCHEDULE		TEAM RPI		ADJ RPI		CONF. RPI		ADJ CONF. RPI	
DIV. I ONLY		33-15-0		.6875 38		6-4-0		160		212		80		.53327 82		25		25	
DIV. I NON-CONF.		14-11-0		.56 105		2-2-0		59		128		69		.54512 69		28		26	
TOTALS		RPI 1-25		RPI 26-50		W-L RECORDS		RPI 51-100		RPI 101-150		RPI 150+							
33-15-0		0-2-0		1-2-0		OVERALL		1-5-0		1-1-0		30-5-0							
13-4-0		0-0-0		0-0-0		HOME		0-2-0		0-0-0		13-2-0							
15-8-0		0-1-0		1-1-0		AWAY		1-3-0		1-1-0		12-2-0							
5-3-0		0-1-0		0-1-0		NEUTRAL		0-0-0		0-0-0		5-1-0							
14-11-0		0-2-0		1-2-0		NON-CONFERENCE		1-5-0		1-1-0		11-1-0							
2-2-0		0-0-0		0-0-0		HOME		0-2-0		0-0-0		2-0-0							
7-6-0		0-1-0		1-0-		AWAY		1-3-0		1-1-0		4-0-0							
5-3-0		0-1-0		0-1-0		NEUTRAL		0-0-0		0-0-0		5-1-0							
19-4-0		0-0-0		0-0-0		CONFERENCE		0-0-0		0-0-0		19-4-0							
11-2-0		0-0-0		0-0-0		HOME		0-0-0		0-0-0		11-2-0							
8-2-0		0-0-0		0-0-0		AWAY		0-0-0		0-0-0		8-2-0							
0-0-0		0-0-0		0-0-0		NEUTRAL		0-0-0		0-0-0		0-0-0							
RPI S	Opponent	Score		RPI S	Opponent	Score		RPI S	Opponent	Score		RPI S	Opponent	Score					
4 A	Arizona	0	9	30 N	Ohio St.	0	18	66 H	Syracuse	1	4	148 A	Bethune-Cookman	6	9				
18 N	Oklahoma St.	0	7	39 A	UCF	2	7	66 H	Syracuse	0	10	148 A	Bethune-Cookman	8	3				
				39 A	UCF	4	3	79 A	Stetson	0	2	152 A	Binghamton	7	5				
								79 A	Stetson	0	1	152 A	Binghamton	7	2				
								88 A	South Fla.	4	3	156 N	Bucknell	10	6				
								88 A	South Fla.	1	4	156 N	Bucknell	6	1				
												159 H	Albany (NY)	8	4				
												159 H	Albany (NY)	3	1				
												159 N	Albany (NY)	9	1				
												160 N	Army	1	2				
												167 H	Harvard	2	4				
												167 H	Harvard	3	2				
												167 H	Harvard	3	1				
												167 H	Harvard	6	7				
												167 H	Harvard	8	4				
												217 H	Dartmouth	5	2				
												217 H	Dartmouth	5	1				
												223 A	George Mason	2	1				
												223 A	George Mason	4	3				
												227 A	Penn	13	5				
												227 A	Penn	6	9				
												227 A	Penn	6	0				
												227 A	Penn	5	4				
												236 N	Rider	8	0				
												244 A	Princeton	2	4				
												244 A	Princeton	7	6				
												244 H	Princeton	7	4				
Non-Div. I Games:		Ithaca		13 1		Ithaca		6 2		Augustana (SD)		5 4		Augustana (SD)		17 11		Cornell	

RPI	S	Opponent	Score	
244	H	Princeton	8	1
247	A	Yale	7	3
247	A	Yale	3	0
248	A	Brown	15	4
248	A	Brown	8	0
265	H	Columbia	4	1
265	H	Columbia	4	1
265	H	Columbia	10	0
265	H	Columbia	18	5
271	N	Marist	10	1

Cornell

C
o
r
n
e
l
l

C
o
r
n
e
l
l

Average RPI Win:	159	WON-LOST RECORD	WINNING PCT. RANK	LAST 10 GAMES	STRENGTH OF SCHEDULE	OPP. STRENGTH OF SCHEDULE	TEAM RPI	ADJ RPI	CONF. RPI	ADJ CONF. RPI				
Average RPI Loss:	107													
DIV. I ONLY		38-27-0	.58462	84	7-3-0	91	156	82	.53085	83	15	16		
DIV. I NON-CONF.		17-12-0	.58621	87	0-2-0	84	144	72	.54393	72	17	17		
<hr/>														
TOTALS	RPI 1-25	RPI 26-50		W-L RECORDS		RPI 51-100		RPI 101-150		RPI 150+				
38-27-0	3-7-0	0-0-0		OVERALL		5-5-0		10-11-0		20-4-0				
13-13-0	0-2-0	0-0-0		HOME		2-5-0		2-4-0		9-2-0				
19-10-0	3-3-0	0-0-0		AWAY		2-0-0		6-5-0		8-2-0				
6-4-0	0-2-0	0-0-0		NEUTRAL		1-0-0		2-2-0		3-0-0				
17-12-0	3-7-0	0-0-0		NON-CONFERENCE		1-0-0		3-3-0		10-2-0				
6-5-0	0-2-0	0-0-0		HOME		1-0-0		1-2-0		4-1-0				
7-5-0	3-3-0	0-0-		AWAY		0-0-0		1-1-0		3-1-0				
4-2-0	0-2-0	0-0-0		NEUTRAL		0-0-0		1-0-0		3-0-0				
21-15-0	0-0-0	0-0-0		CONFERENCE		4-5-0		7-8-0		10-2-0				
7-8-0	0-0-0	0-0-0		HOME		1-5-0		1-2-0		5-1-0				
12-5-0	0-0-0	0-0-0		AWAY		2-0-0		5-4-0		5-1-0				
2-2-0	0-0-0	0-0-0		NEUTRAL		1-0-0		1-2-0		0-0-0				
RPI	S	Opponent	Score		RPI	S	Opponent	Score		RPI	S	Opponent	Score	
11	A	Hawaii	2	5						92	A	Texas St.	3	2
11	A	Hawaii	2	1						105	A	Memphis	1	2
13	A	LSU	3	0						92	A	Texas St.	1	0
13	A	LSU	0	6						106	A	Texas-Arlington	2	1
13	H	LSU	2	7						106	A	Texas-Arlington	6	0
17	N	Texas A&M	0	2						92	H	Texas St.	3	1
20	N	Stanford	0	9						106	A	Texas-Arlington	4	2
24	A	La.-Lafayette	3	1						92	H	Texas St.	2	4
24	A	La.-Lafayette	1	9						112	H	A&M-Corpus Christi	5	4
24	H	La.-Lafayette	1	11						96	H	Stephen F. Austin	1	9
										112	H	A&M-Corpus Christi	1	2
										96	H	Stephen F. Austin	0	7
										112	H	A&M-Corpus Christi	2	11
										96	H	Stephen F. Austin	4	6
										112	N	A&M-Corpus Christi	1	2
										96	N	Stephen F. Austin	4	1
										112	N	A&M-Corpus Christi	2	10
										98	H	South Ala.	7	0
										112	N	A&M-Corpus Christi	6	0
										114	H	Louisiana Tech	11	3
										114	H	Louisiana Tech	7	9
										114	H	Louisiana Tech	2	6
										115	A	La.-Monroe	2	1
										129	N	Appalachian St.	1	0
										131	A	Nicholls St.	1	2
										131	A	Nicholls St.	4	3
										131	A	Nicholls St.	4	5
										146	A	UTSA	3	1
										146	A	UTSA	6	10
										146	A	UTSA	3	4
										153	A	Sam Houston St.	7	5
										153	A	Sam Houston St.	6	0
										153	A	Sam Houston St.	7	5
										186	H	Northwestern St.	4	0
										186	H	Northwestern St.	7	6
										186	H	Northwestern St.	9	2
LAST 10 GAMES														
17	N	Texas A&M	0	2	112	N	A&M-Corpus Christi	6	0	153	A	Sam Houston St.	6	0
13	A	LSU	0	6	205	A	Central Ark.	3	2	153	A	Sam Houston St.	7	5
92	A	Texas St.	1	0	205	A	Central Ark.	5	3	186	H	Northwestern St.	4	0
92	A	Texas St.	3	2	205	A	Central Ark.	0	1	186	H	Northwestern St.	7	6
96	N	Stephen F. Austin	4	1	238	H	Southeastern La.	8	0	186	H	Northwestern St.	9	2

Non-Div. I Games:

McNeese St.

RPI	S	Opponent	Score	
203	N	IPFW	7	0
205	A	Central Ark.	3	2
205	A	Central Ark.	0	1
205	A	Central Ark.	5	3
208	H	Buffalo	9	3
216	N	Indiana St.	8	3
228	N	Southeast Mo. St.	6	2
238	H	Southeastern La.	8	0
238	H	Southeastern La.	11	12
238	H	Southeastern La.	9	1
263	A	Southern U.	8	0
263	A	Southern U.	3	0
263	H	Southern U.	8	0
263	H	Southern U.	4	5
266	A	Houston Baptist	3	5
266	A	Houston Baptist	5	0
266	H	Houston Baptist	6	1
266	H	Houston Baptist	3	0

McNeese St.

McNeese St.

McNeese St.

Drake

Drake				Through Games Of Tuesday, June 10										
Average RPI Win:		114	WON-LOST	WINNING	LAST 10	STRENGTH OF		OPP. STRENGTH	TEAM	ADJ		CONF.	ADJ CONF.	
Average RPI Loss:		114	RECORD	PCT. RANK	GAMES	SCHEDULE		OF SCHEDULE	RPI	RPI		RPI	RPI	
DIV. I ONLY			32-22-0	.59259	75	3-7-0		176	62	97	.52915	84	13	12
DIV. I NON-CONF.			20-8-0	.71429	32	1-1-0		159	13	51	.567	50	12	12
TOTALS		RPI 1-25		RPI 26-50		W-L RECORDS		RPI 51-100		RPI 101-150		RPI 150+		
32-22-0		1-0-0		5-1-0		OVERALL		9-11-0		7-5-0		10-5-0		
8-11-0		0-0-0		0-1-0		HOME		3-5-0		1-3-0		4-2-0		
14-6-0		0-0-0		3-0-0		AWAY		5-2-0		3-1-0		3-3-0		
10-5-0		1-0-0		2-0-0		NEUTRAL		1-4-0		3-1-0		3-0-0		
20-8-0		1-0-0		3-1-0		NON-CONFERENCE		8-6-0		4-1-0		4-0-0		
2-2-0		0-0-0		0-1-0		HOME		2-1-0		0-0-0		0-0-0		
8-1-0		0-0-0		1-0-		AWAY		5-1-0		1-0-0		1-0-0		
10-5-0		1-0-0		2-0-0		NEUTRAL		1-4-0		3-1-0		3-0-0		
12-14-0		0-0-0		2-0-0		CONFERENCE		1-5-0		3-4-0		6-5-0		
6-9-0		0-0-0		0-0-0		HOME		1-4-0		1-3-0		4-2-0		
6-5-0		0-0-0		2-0-0		AWAY		0-1-0		2-1-0		2-3-0		
0-0-0		0-0-0		0-0-0		NEUTRAL		0-0-0		0-0-0		0-0-0		
RPI S	Opponent		Score		RPI S	Opponent		Score		RPI S	Opponent		Score	
24 N	La.-Lafayette		2	1	39 A	UCF		5	0	108 A	Fla. Gulf Coast		4	1
					45 A	Illinois St.		8	6	110 A	UNI		0	1
					45 A	Illinois St.		5	1	110 A	UNI		5	1
					47 N	Long Island		4	0	110 A	UNI		3	1
					48 H	Arkansas		0	5	116 N	Southern Miss.		8	2
					48 N	Arkansas		2	1	125 N	New Mexico St.		6	1
										137 N	Boston College		4	0
										139 N	Pittsburgh		5	6
										145 H	Wichita St.		0	1
										145 H	Wichita St.		1	6
										145 H	Wichita St.		0	1
										145 H	Wichita St.		8	0
										153 N	Sam Houston St.		2	0
										154 N	Eastern Ill.		3	0
										173 H	Missouri St.		3	1
										173 H	Missouri St.		0	6
										173 H	Missouri St.		8	0
										197 A	Minnesota		5	0
										201 H	Bradley		14	1
										201 H	Bradley		11	12
										201 H	Bradley		2	0
										208 N	Buffalo		5	0
										215 A	Evansville		4	5
										215 A	Evansville		1	0
										215 A	Evansville		0	2
										216 A	Indiana St.		8	2
										216 A	Indiana St.		0	1

Non-Div. I Games:

Drake

Drake

[illegible]

Non-Div. I Games:

Cal St. Northridge

RPI	S	Opponent	Score	
187	A	UC Riverside	7	5
193	N	East Tenn. St.	8	7
209	A	Cal St. Bakersfield	3	7
209	A	Cal St. Bakersfield	2	0
212	H	UC Santa Barbara	2	1
212	H	UC Santa Barbara	4	1
212	H	UC Santa Barbara	5	4
252	H	Santa Clara	2	5
268	H	North Dakota	9	7

Cal St. Northridge

C
a
l
S
t
.
N
o
r
t
h
r
i
d
g
e

C
a
l
S
t
.
N
o
r
t
h
r
i
d
g
e

RPI	S	Opponent	Score	
221	A	N.C. A&T	6	3
221	A	N.C. A&T	10	0
226	H	Eastern Ky.	2	3
226	H	Eastern Ky.	7	1
236	H	Rider	5	1
236	H	Rider	11	0
250	H	UNC Wilmington	5	4
253	H	IUPUI	2	5
253	H	IUPUI	9	0
253	H	IUPUI	7	6
256	N	Belmont	14	6
259	A	Western Caro.	18	2
259	A	Western Caro.	13	1
259	A	Western Caro.	15	0

Elon

E
l
o
n

E
l
o
n

K
e
n
t
s
t
.

K
e
n
t
s
t
.

Kent St.

Average RPI Win:		156	WON-LOST RECORD		WINNING PCT. RANK	LAST 10 GAMES	STRENGTH OF SCHEDULE		OPP. STRENGTH OF SCHEDULE	TEAM RPI	ADJ RPI	CONF. RPI	ADJ CONF. RPI
Average RPI Loss:		70	24-29-0		.45283 174	3-7-0	41		96	88	.52719 88	10	10
DIV. I ONLY			15-16-0		.48387 149	0-0-0	26		118	75	.54009 75	9	9
DIV. I NON-CONF.													
TOTALS		RPI 1-25	RPI 26-50		W-L RECORDS		RPI 51-100		RPI 101-150		RPI 150+		
24-29-0		0-7-0	2-9-0		OVERALL		2-6-0		6-3-0		14-4-0		
20-20-0		0-5-0	2-6-0		HOME		2-6-0		6-1-0		10-2-0		
4-9-0		0-2-0	0-3-0		AWAY		0-0-0		0-2-0		4-2-0		
0-0-0		0-0-0	0-0-0		NEUTRAL		0-0-0		0-0-0		0-0-0		
15-16-0		0-4-0	1-4-0		NON-CONFERENCE		2-6-0		5-0-0		7-2-0		
15-14-0		0-2-0	1-4-0		HOME		2-6-0		5-0-0		7-2-0		
0-2-0		0-2-0	0-0-		AWAY		0-0-0		0-0-0		0-0-0		
0-0-0		0-0-0	0-0-0		NEUTRAL		0-0-0		0-0-0		0-0-0		
9-13-0		0-3-0	1-5-0		CONFERENCE		0-0-0		1-3-0		7-2-0		
5-6-0		0-3-0	1-2-0		HOME		0-0-0		1-1-0		3-0-0		
4-7-0		0-0-0	0-3-0		AWAY		0-0-0		0-2-0		4-2-0		
0-0-0		0-0-0	0-0-0		NEUTRAL		0-0-0		0-0-0		0-0-0		
RPI S	Opponent	Score	RPI S	Opponent	Score	RPI S	Opponent	Score	RPI S	Opponent	Score		
6 A	Florida	0 10	26 H	Massachusetts	5 6	61 H	North Carolina St.	0 4	117 H	James Madison	7 4		
6 H	Florida	8 12	29 H	Hofstra	1 4	73 H	Penn St.	2 4	118 H	Wright St.	6 1		
16 A	Arizona St.	7 8	30 H	Ohio St.	0 1	82 H	Cornell	4 1	136 A	Villanova	4 8		
18 H	Oklahoma St.	0 8	33 H	Louisville	0 4	82 H	Cornell	3 4	136 A	Villanova	1 6		
23 H	DePaul	0 8	33 H	Louisville	2 1	84 H	Drake	0 4	139 H	Pittsburgh	0 1		
23 H	DePaul	0 4	33 H	Louisville	0 5	84 H	Drake	3 4	139 H	Pittsburgh	5 1		
23 H	DePaul	2 9	34 H	East Carolina	1 5	89 H	Towson	7 8	140 H	Canisius	6 1		
			35 A	Notre Dame	0 2	95 H	St. Joseph's	5 4	142 H	North Dakota St.	7 1		
			35 A	Notre Dame	1 10				149 H	Michigan St.	2 1		
			35 A	Notre Dame	2 4				171 A	Providence	3 6		
			45 H	Illinois St.	4 3				171 A	Providence	2 1		
			LAST 10 GAMES						171 A	Providence	3 1		
			176 A	Georgetown	1 2	33 H	Louisville	0 4	176 A	Georgetown	5 0		
			176 A	Georgetown	5 0	136 A	Villanova	1 6	176 A	Georgetown	1 2		
			176 A	Georgetown	4 2	136 A	Villanova	4 8	176 A	Georgetown	4 2		
			33 H	Louisville	0 5	23 H	DePaul	0 8	177 H	Northern Ill.	1 2		
			33 H	Louisville	2 1	23 H	DePaul	2 9	178 H	Maine	5 3		
									178 H	Maine	7 1		
									180 H	Seton Hall	3 2		
									180 H	Seton Hall	7 0		
									180 H	Seton Hall	8 0		
									192 H	Quinnipiac	1 0		
									198 H	Florida A&M	13 5		
									207 H	Fairfield	2 3		
									217 H	Dartmouth	5 1		
									222 H	Toledo	7 4		
									261 H	Wagner	10 0		

Non-Div. I Games:

South Fla.

Average RPI Win: 178		WON-LOST RECORD	WINNING PCT. RANK	LAST 10 GAMES	STRENGTH OF SCHEDULE	OPP. STRENGTH OF SCHEDULE	TEAM RPI	ADJ RPI	CONF. RPI	ADJ CONF. RPI					
Average RPI Loss: 98															
DIV. I ONLY		33-23-0	.58929	79	3-7-0	124	165	90	.52693	89	14	14			
DIV. I NON-CONF.		22-10-0	.6875	39	2-0-0	134	193	67	.54944	66	15	15			
<hr/>															
TOTALS		RPI 1-25		RPI 26-50		W-L RECORDS		RPI 51-100		RPI 101-150		RPI 150+			
33-23-0		0-0-0		3-7-0		OVERALL		2-7-0		5-3-0		23-6-0			
13-5-0		0-0-0		2-2-0		HOME		0-0-0		1-1-0		10-2-0			
13-13-0		0-0-0		1-4-0		AWAY		2-4-0		3-2-0		7-3-0			
7-5-0		0-0-0		0-1-0		NEUTRAL		0-3-0		1-0-0		6-1-0			
22-10-0		0-0-0		2-4-0		NON-CONFERENCE		2-3-0		3-2-0		15-1-0			
8-1-0		0-0-0		1-0-0		HOME		0-0-0		1-1-0		6-0-0			
7-5-0		0-0-0		1-0-		AWAY		2-1-0		1-1-0		3-0-0			
7-4-0		0-0-0		0-1-0		NEUTRAL		0-2-0		1-0-0		6-1-0			
11-13-0		0-0-0		1-3-0		CONFERENCE		0-4-0		2-1-0		8-5-0			
5-4-0		0-0-0		1-2-0		HOME		0-0-0		0-0-0		4-2-0			
6-8-0		0-0-0		0-1-0		AWAY		0-3-0		2-1-0		4-3-0			
0-1-0		0-0-0		0-0-0		NEUTRAL		0-1-0		0-0-0		0-0-0			
RPI	S	Opponent	Score	RPI	S	Opponent	Score	RPI	S	Opponent	Score				
				29	A	Hofstra	3 7	56	A	Longwood	6 5	117	A	James Madison	7 4
				29	H	Hofstra	4 7	56	A	Longwood	2 3	117	A	James Madison	9 0
				29	H	Hofstra	0 2	65	A	Georgia St.	1 3	117	A	James Madison	1 5
				29	H	Hofstra	4 3	65	A	Georgia St.	5 11	136	H	Villanova	8 2
				32	A	Virginia	3 5	65	A	Georgia St.	0 1	136	H	Villanova	1 4
				32	A	Virginia	4 8	65	N	Georgia St.	1 4	138	N	Morehead St.	4 1
				34	A	East Carolina	0 2	66	N	Syracuse	1 3	148	A	Bethune-Cookman	4 5
				44	N	Texas Tech	2 6	73	N	Penn St.	1 10	148	A	Bethune-Cookman	3 2
				46	A	Maryland	2 0	88	A	South Fla.	8 7	166	H	UMBC	4 3
				46	H	Maryland	1 0					166	H	UMBC	7 2
												171	N	Providence	9 5
												175	A	Delaware	2 1
												175	H	Delaware	0 1
												175	H	Delaware	7 3
												175	H	Delaware	2 5
												177	N	Northern Ill.	8 3
												180	H	Seton Hall	5 1
												180	H	Seton Hall	6 0
												185	A	Drexel	7 2
												185	A	Drexel	2 5
												185	A	Drexel	7 3
				LAST 10 GAMES								198	N	Florida A&M	3 7
				65	N	Georgia St.	1 4	175	H	Delaware	7 3	220	N	Mt. St. Mary's	4 0
				29	A	Hofstra	3 7	175	H	Delaware	2 5	223	A	George Mason	9 1
				65	A	Georgia St.	0 1	175	H	Delaware	0 1	223	A	George Mason	0 3
				65	A	Georgia St.	5 11	269	H	Coppin St.	8 0	223	A	George Mason	0 1
				65	A	Georgia St.	1 3	269	H	Coppin St.	5 1	226	N	Eastern Ky.	9 2

Non-Div. I Games:

Towson

RPI	S	Opponent	Score	
232	A	Delaware St.	1	0
232	A	Delaware St.	3	0
234	A	George Washington	2	1
244	N	Princeton	9	3
250	H	UNC Wilmington	7	0
250	H	UNC Wilmington	1	0
250	H	UNC Wilmington	9	0
269	H	Coppin St.	5	1
269	H	Coppin St.	8	0
281	N	Winston-Salem	9	1

Towson

Average RPI Win:		158	WON-LOST RECORD		WINNING PCT. RANK	LAST 10 GAMES	STRENGTH OF SCHEDULE		OPP. STRENGTH OF SCHEDULE	TEAM RPI	ADJ RPI	CONF. RPI	ADJ CONF. RPI		
Average RPI Loss:		85													
DIV. I ONLY			29-20-0		.59184	76	5-5-0		151	89	89	.52363	90	6	7
DIV. I NON-CONF.			22-12-0		.64706	59	0-1-0		210	142	104	.51714	107	8	8
TOTALS		RPI 1-25	RPI 26-50		W-L RECORDS		RPI 51-100		RPI 101-150		RPI 150+				
29-20-0		0-2-0	4-4-0		OVERALL		1-8-0		6-3-0		18-3-0				
10-4-0		0-0-0	2-1-0		HOME		0-2-0		2-0-0		6-1-0				
7-6-0		0-0-0	1-3-0		AWAY		1-1-0		0-1-0		5-1-0				
12-10-0		0-2-0	1-0-0		NEUTRAL		0-5-0		4-2-0		7-1-0				
22-12-0		0-2-0	2-0-0		NON-CONFERENCE		1-5-0		4-2-0		15-3-0				
6-1-0		0-0-0	0-0-0		HOME		0-0-0		1-0-0		5-1-0				
5-2-0		0-0-0	1-0-		AWAY		1-0-0		0-1-0		3-1-0				
11-9-0		0-2-0	1-0-0		NEUTRAL		0-5-0		3-1-0		7-1-0				
7-8-0		0-0-0	2-4-0		CONFERENCE		0-3-0		2-1-0		3-0-0				
4-3-0		0-0-0	2-1-0		HOME		0-2-0		1-0-0		1-0-0				
2-4-0		0-0-0	0-3-0		AWAY		0-1-0		0-0-0		2-0-0				
1-1-0		0-0-0	0-0-0		NEUTRAL		0-0-0		1-1-0		0-0-0				
RPI S	Opponent	Score	RPI S	Opponent	Score	RPI S	Opponent	Score	RPI S	Opponent	Score				
3 N	UCLA	3 4	28 A	San Diego St.	1 6	51 A	UNLV	4 7	103 N	Long Beach St.	3 2				
15 N	California	1 9	28 A	San Diego St.	0 8	51 H	UNLV	4 9	123 H	Utah	8 0				
			28 H	San Diego St.	8 2	51 H	UNLV	3 15	123 N	Utah	16 2				
			31 A	BYU	4 12	53 N	Nebraska	2 6	123 N	Utah	10 11				
			31 H	BYU	2 6	57 A	North Texas	8 7	125 A	New Mexico St.	0 10				
			31 H	BYU	7 3	73 N	Penn St.	8 9	142 H	North Dakota St.	3 2				
			41 A	Fresno St.	3 2	75 N	UTEP	3 7	143 N	Nevada	4 0				
			49 N	Mississippi St.	6 5	84 N	Drake	1 8	143 N	Nevada	0 1				
						85 N	Cal St. Northridge	1 3	146 N	UTSA	5 1				
									153 N	Sam Houston St.	4 3				
									156 N	Pacific	10 0				
									168 N	Cal St. Fullerton	10 5				
									173 N	Missouri St.	3 2				
									176 N	Georgetown	9 8				
									181 H	Utah St.	5 3				
									181 N	Utah St.	2 3				
									183 A	Sacramento St.	8 6				
									183 A	Sacramento St.	9 4				
									189 A	New Mexico	9 5				
									189 A	New Mexico	2 1				
									189 H	New Mexico	4 1				
									193 N	East Tenn. St.	4 3				
									235 A	Northern Colo.	10 2				
									235 A	Northern Colo.	8 9				
									235 H	Northern Colo.	6 5				
									235 H	Northern Colo.	3 7				
									239 H	South Dakota St.	6 3				
			LAST 10 GAMES												
			51 H	UNLV	3 15	123 N	Utah	10 11	235 A	Northern Colo.	10 2				
			51 H	UNLV	4 9	31 A	BYU	4 12	235 A	Northern Colo.	8 9				
			28 H	San Diego St.	8 2	189 A	New Mexico	9 5	235 H	Northern Colo.	6 5				
			189 H	New Mexico	4 1	189 A	New Mexico	2 1	235 H	Northern Colo.	3 7				
			123 N	Utah	16 2	235 H	Northern Colo.	3 7	239 H	South Dakota St.	6 3				

Non-Div. I Games:

Colorado St.

RPI	S	Opponent	Score	
239	H	South Dakota St.	6	0
244	N	Princeton	9	1
260	H	Utah Valley	12	3

Colorado St.

C
o
l
o
r
a
d
o
s
t
.

C
o
l
o
r
a
d
o
s
t
.

RPI	S	Opponent	Score	
188	A	Green Bay	11	0
188	A	Green Bay	6	1
194	N	Niagara	5	3
194	N	Indiana	8	2
194	N	Niagara	7	6
199	A	Eastern Mich.	9	7
199	A	Eastern Mich.	2	5
201	N	Bradley	0	8
206	N	Temple	11	3
213	N	Sacred Heart	1	0
213	N	Sacred Heart	4	2
222	H	Toledo	0	4
222	H	Toledo	3	4
229	N	Hartford	4	3
237	N	Lafayette	12	2
237	N	Lafayette	4	0
248	N	Brown	6	0
249	A	Youngstown St.	9	0
249	A	Youngstown St.	13	3
249	A	Youngstown St.	3	6
254	N	Fairleigh Dickinson	2	0
265	N	Columbia	4	3
271	N	Marist	4	1
277	H	Detroit	13	2
277	H	Detroit	12	4
277	H	Detroit	10	0
279	N	St. Peter's	16	0

Cleveland St.

C
l
e
v
e
l
a
n
d
S
t
.

C
l
e
v
e
l
a
n
d
S
t
.

RPI	S	Opponent	Score	
282	N	Weber St.	11	6

Cleveland St.

C
l
e
v
e
l
a
n
d
S
t
.

C
l
e
v
e
l
a
n
d
S
t
.

Average RPI Win: 143		WON-LOST RECORD		WINNING PCT. RANK		LAST 10 GAMES		STRENGTH OF SCHEDULE		OPP. STRENGTH OF SCHEDULE		TEAM RPI		ADJ RPI		CONF. RPI		ADJ CONF. RPI	
DIV. I ONLY		27-26-0		.50943 130		5-5-0		78		101		93		.5227 92		15		16	
DIV. I NON-CONF.		5-13-0		.27778 233		0-0-0		43		18		152		.49278 150		17		17	
TOTALS		RPI 1-25		RPI 26-50		W-L RECORDS		RPI 51-100		RPI 101-150		RPI 150+							
27-26-0		1-4-0		0-2-0		OVERALL		4-10-0		10-6-0		12-4-0							
16-11-0		1-2-0		0-1-0		HOME		1-2-0		8-4-0		6-2-0							
9-11-0		0-2-0		0-0-0		AWAY		3-6-0		1-2-0		5-1-0							
2-4-0		0-0-0		0-1-0		NEUTRAL		0-2-0		1-0-0		1-1-0							
5-13-0		1-4-0		0-2-0		NON-CONFERENCE		1-5-0		1-0-0		2-2-0							
3-4-0		1-2-0		0-1-0		HOME		1-0-0		0-0-0		1-1-0							
0-5-0		0-2-0		0-0-		AWAY		0-3-0		0-0-0		0-0-0							
2-4-0		0-0-0		0-1-0		NEUTRAL		0-2-0		1-0-0		1-1-0							
22-13-0		0-0-0		0-0-0		CONFERENCE		3-5-0		9-6-0		10-2-0							
13-7-0		0-0-0		0-0-0		HOME		0-2-0		8-4-0		5-1-0							
9-6-0		0-0-0		0-0-0		AWAY		3-3-0		1-2-0		5-1-0							
0-0-0		0-0-0		0-0-0		NEUTRAL		0-0-0		0-0-0		0-0-0							
RPI	S	Opponent		Score		RPI	S	Opponent		Score		RPI	S	Opponent		Score			
14	A	Texas		0	8	45	N	Illinois St.		4	10	57	A	North Texas		1	3		
14	H	Texas		9	7	50	H	Houston		0	3	57	A	North Texas		1	9		
16	A	Arizona St.		3	6							60	H	Baylor		4	3		
18	H	Oklahoma St.		0	10							64	A	Tulsa		4	5		
18	H	Oklahoma St.		2	6							72	N	Creighton		0	2		
												74	N	Iowa		1	4		
												83	A	McNeese St.		5	1		
												83	A	McNeese St.		1	3		
												83	A	McNeese St.		4	2		
												83	H	McNeese St.		2	3		
												83	H	McNeese St.		0	1		
												96	A	Stephen F. Austin		1	3		
												96	A	Stephen F. Austin		3	4		
												96	A	Stephen F. Austin		8	7		
								LAST 10 GAMES											
								106 H Texas-Arlington		4	1	96	A	Stephen F. Austin		3	4		
								83 H McNeese St.		0	1	96	A	Stephen F. Austin		1	3		
								83 H McNeese St.		2	3	186	H	Northwestern St.		7	1		
								106 H Texas-Arlington		10	1	186	H	Northwestern St.		6	4		
								96 A Stephen F. Austin		8	7	186	H	Northwestern St.		0	1		
												186	H	Northwestern St.		7	1		
												189	H	New Mexico		0	8		
												205	A	Central Ark.		7	4		
												205	A	Central Ark.		1	3		

Non-Div. I Games:

Texas St.

RPI	S	Opponent	Score	
205	A	Central Ark.	6	0
210	N	UMKC	4	2
238	A	Southeastern La.	10	1
238	A	Southeastern La.	5	4
238	A	Southeastern La.	8	0

Texas St.

T
e
x
a
s
S
t
.

T
e
x
a
s
S
t
.

Average RPI Win: 134		WON-LOST	WINNING	LAST 10	STRENGTH OF		OPP. STRENGTH	TEAM	ADJ	CONF.	ADJ CONF.
Average RPI Loss: 56		RECORD	PCT. RANK	GAMES	SCHEDULE		OF SCHEDULE	RPI	RPI	RPI	RPI
DIV. I ONLY		21-35-0	.375	217	3-7-0		27	50	94	.52137	93
DIV. I NON-CONF.		19-18-0	.51351	133	2-2-0		60	129	87	.53181	86
TOTALS		RPI 1-25	RPI 26-50		W-L RECORDS		RPI 51-100		RPI 101-150		RPI 150+
21-35-0		0-11-0	2-9-0		OVERALL		5-8-0		5-4-0		9-3-0
7-11-0		0-4-0	1-2-0		HOME		1-2-0		2-2-0		3-1-0
4-15-0		0-7-0	0-1-0		AWAY		3-6-0		0-1-0		1-0-0
10-9-0		0-0-0	1-6-0		NEUTRAL		1-0-0		3-1-0		5-2-0
19-18-0		0-1-0	2-6-0		NON-CONFERENCE		3-4-0		5-4-0		9-3-0
6-3-0		0-0-0	1-0-0		HOME		0-0-0		2-2-0		3-1-0
3-7-0		0-1-0	0-0-		AWAY		2-4-0		0-1-0		1-0-0
10-8-0		0-0-0	1-5-0		NEUTRAL		1-0-0		3-1-0		5-2-0
2-17-0		0-10-0	0-3-0		CONFERENCE		2-4-0		0-0-0		0-0-0
1-8-0		0-4-0	0-2-0		HOME		1-2-0		0-0-0		0-0-0
1-8-0		0-6-0	0-0-0		AWAY		1-2-0		0-0-0		0-0-0
0-1-0		0-0-0	0-1-0		NEUTRAL		0-0-0		0-0-0		0-0-0
RPI S	Opponent	Score	RPI S	Opponent	Score	RPI S	Opponent	Score	RPI S	Opponent	Score
6 A	Florida	4 12	26 N	Massachusetts	6 7	52 A	Southern Ill.	1 3	101 N	Marshall	3 7
7 A	Oklahoma	0 2	28 A	San Diego St.	2 10	53 A	Nebraska	5 8	101 N	Marshall	7 3
7 A	Oklahoma	0 7	30 N	Ohio St.	2 4	53 H	Nebraska	0 2	103 A	Long Beach St.	3 4
8 A	Missouri	4 5	33 N	Louisville	2 10	60 A	Baylor	0 8	144 H	Valparaiso	5 6
8 A	Missouri	2 10	34 N	East Carolina	3 1	60 A	Baylor	2 1	144 H	Valparaiso	6 5
14 H	Texas	2 6	36 N	Lipscomb	3 7	68 A	Chattanooga	0 6	145 H	Wichita St.	1 4
14 H	Texas	0 7	37 N	Kentucky	2 7	69 H	Iowa St.	3 0	145 H	Wichita St.	9 2
17 A	Texas A&M	1 10	44 H	Texas Tech	2 4	69 H	Iowa St.	3 4	150 N	Ill.-Chicago	4 3
17 A	Texas A&M	4 12	44 H	Texas Tech	1 4	72 A	Creighton	6 5	150 N	Ill.-Chicago	7 5
18 H	Oklahoma St.	3 11	44 N	Texas Tech	3 5	72 A	Creighton	0 8	153 N	Sam Houston St.	0 8
18 H	Oklahoma St.	3 4	50 H	Houston	4 3	84 A	Drake	0 6	153 N	Sam Houston St.	10 0
						84 A	Drake	2 1	155 N	Campbell	2 1
						100 N	Western Ill.	3 0	164 N	Tennessee Tech	4 3
									167 N	Harvard	9 1
									169 N	SIU Edwardsville	2 5
									173 H	Missouri St.	7 8
									173 H	Missouri St.	4 3
									184 A	San Diego	5 4
									210 H	UMKC	5 1
									210 H	UMKC	1 0
									245 N	Austin Peay	9 0
			LAST 10 GAMES								
			44 N	Texas Tech	3 5	7 A	Oklahoma	0 7			
			69 H	Iowa St.	3 4	7 A	Oklahoma	0 2			
			69 H	Iowa St.	3 0	145 H	Wichita St.	9 2			
			84 A	Drake	0 6	145 H	Wichita St.	1 4			
			84 A	Drake	2 1	44 H	Texas Tech	1 4			

Non-Div. I Games:

Kansas

Average RPI Win: 153		WON-LOST	WINNING	LAST 10	STRENGTH OF		OPP. STRENGTH	TEAM	ADJ	CONF.	ADJ CONF.
Average RPI Loss: 83		RECORD	PCT. RANK	GAMES	SCHEDULE		OF SCHEDULE	RPI	RPI	RPI	RPI
DIV. I ONLY		27-26-0	.50943	130	4-6-0		74	107	92	.52046	94
DIV. I NON-CONF.		15-15-0	.5	134	1-0-0		91	119	101	.51765	105
TOTALS		RPI 1-25	RPI 26-50		W-L RECORDS		RPI 51-100		RPI 101-150		RPI 150+
27-26-0		0-3-0	1-4-0		OVERALL		8-12-0		5-3-0		13-4-0
17-6-0		0-1-0	1-1-0		HOME		4-3-0		5-0-0		7-1-0
4-11-0		0-2-0	0-2-0		AWAY		2-5-0		0-2-0		2-0-0
6-9-0		0-0-0	0-1-0		NEUTRAL		2-4-0		0-1-0		4-3-0
15-15-0		0-3-0	0-2-0		NON-CONFERENCE		6-6-0		1-1-0		8-3-0
9-2-0		0-1-0	0-0-0		HOME		4-1-0		1-0-0		4-0-0
1-5-0		0-2-0	0-0-		AWAY		1-1-0		0-0-0		0-0-0
5-8-0		0-0-0	0-0-0		NEUTRAL		1-4-0		0-1-0		4-3-0
12-11-0		0-0-0	1-2-0		CONFERENCE		2-6-0		4-2-0		5-1-0
8-4-0		0-0-0	1-1-0		HOME		0-2-0		4-0-0		3-1-0
3-6-0		0-0-0	0-0-0		AWAY		1-4-0		0-2-0		2-0-0
1-1-0		0-0-0	0-1-0		NEUTRAL		1-0-0		0-0-0		0-0-0
RPI S	Opponent	Score	RPI S	Opponent	Score	RPI S	Opponent	Score	RPI S	Opponent	Score
9 A	Georgia	3 8	36 H	Lipscomb	1 6	52 N	Southern Ill.	0 4	107 N	Stony Brook	0 1
10 A	Georgia Tech	3 8	36 H	Lipscomb	5 3	55 N	Ball St.	0 1	108 A	Fla. Gulf Coast	2 4
10 H	Georgia Tech	3 7	36 N	Lipscomb	0 8	63 A	S.C. Upstate	10 2	108 A	Fla. Gulf Coast	3 4
			43 A	UAB	2 4	63 A	S.C. Upstate	1 2	113 H	Middle Tenn.	11 1
			43 A	UAB	0 7	63 N	S.C. Upstate	1 0	133 H	North Florida	3 0
						65 A	Georgia St.	6 1	133 H	North Florida	2 0
						65 H	Georgia St.	2 0	141 H	Mercer	4 3
						73 N	Penn St.	0 5	141 H	Mercer	9 5
						76 N	Liberty	5 8	155 H	Campbell	1 5
						78 N	UT Martin	5 3	155 H	Campbell	8 0
						79 A	Stetson	3 4	164 N	Tennessee Tech	1 9
						79 A	Stetson	1 2	164 N	Tennessee Tech	5 6
						79 A	Stetson	3 7	180 N	Seton Hall	6 1
						80 H	Troy	5 1	190 H	Samford	1 0
						80 H	Troy	17 9	193 A	East Tenn. St.	5 4
						81 A	Jacksonville St.	6 7	193 A	East Tenn. St.	8 1
						97 H	Ga. Southern	2 1	197 H	Minnesota	6 5
						97 H	Ga. Southern	6 8	222 N	Toledo	2 6
						99 H	Jacksonville	0 2	224 N	Akron	2 0
						99 H	Jacksonville	0 2	239 H	South Dakota St.	3 0
									239 H	South Dakota St.	5 1
									255 N	Alabama St.	11 0
									256 H	Belmont	7 5
									256 H	Belmont	2 0
									259 N	Western Caro.	10 1
			LAST 10 GAMES								
			36 N	Lipscomb	0 8	99 H	Jacksonville	0 2			
			79 A	Stetson	3 4	99 H	Jacksonville	0 2			
			63 N	S.C. Upstate	1 0	79 A	Stetson	1 2			
			133 H	North Florida	2 0	79 A	Stetson	3 7			
			133 H	North Florida	3 0	97 H	Ga. Southern	2 1			

Non-Div. I Games:

Kennesaw St.

Average RPI Win:		184	WON-LOST RECORD		WINNING PCT. RANK		LAST 10 GAMES		STRENGTH OF SCHEDULE		OPP. STRENGTH OF SCHEDULE		TEAM RPI		ADJ RPI		CONF. RPI		ADJ CONF. RPI					
DIV. I ONLY			29-18-0		.61702		63		6-4-0		163		148		91		.51985		95		17		18	
DIV. I NON-CONF.			16-9-0		.64		66		0-0-0		144		153		82		.5346		83		16		16	
TOTALS		RPI 1-25		RPI 26-50				W-L RECORDS				RPI 51-100				RPI 101-150				RPI 150+				
29-18-0		0-2-0		0-4-0				OVERALL				3-5-0				3-2-0				23-5-0				
9-4-0		0-0-0		0-0-0				HOME				0-0-0				0-1-0				9-3-0				
9-9-0		0-2-0		0-3-0				AWAY				0-3-0				1-0-0				8-1-0				
11-5-0		0-0-0		0-1-0				NEUTRAL				3-2-0				2-1-0				6-1-0				
16-9-0		0-2-0		0-1-0				NON-CONFERENCE				3-2-0				3-2-0				10-2-0				
2-1-0		0-0-0		0-0-0				HOME				0-0-0				0-1-0				2-0-0				
5-4-0		0-2-0		0-0-				AWAY				0-1-0				1-0-0				4-1-0				
9-4-0		0-0-0		0-1-0				NEUTRAL				3-1-0				2-1-0				4-1-0				
13-9-0		0-0-0		0-3-0				CONFERENCE				0-3-0				0-0-0				13-3-0				
7-3-0		0-0-0		0-0-0				HOME				0-0-0				0-0-0				7-3-0				
4-5-0		0-0-0		0-3-0				AWAY				0-2-0				0-0-0				4-0-0				
2-1-0		0-0-0		0-0-0				NEUTRAL				0-1-0				0-0-0				2-0-0				
RPI	S	Opponent		Score		RPI	S	Opponent		Score		RPI	S	Opponent		Score		RPI	S	Opponent		Score		
25	A	North Carolina		0	8	26	A	Massachusetts		0	5	55	N	Ball St.		2	1	108	N	Fla. Gulf Coast		4	0	
25	A	North Carolina		3	6	26	A	Massachusetts		0	3	59	A	Charlotte		1	2	125	N	New Mexico St.		3	4	
						26	A	Massachusetts		0	8	59	A	Charlotte		2	3	127	N	UNC Greensboro		2	1	
						40	N	Radford		0	9	59	N	Charlotte		2	5	136	A	Villanova		2	1	
												67	N	Boston U.		4	1	136	H	Villanova		1	2	
												73	N	Penn St.		3	6	151	H	St. Louis		0	6	
												88	A	South Fla.		4	5	151	H	St. Louis		0	2	
												99	N	Jacksonville		8	3	151	N	St. Louis		5	2	
																		151	N	St. Louis		2	0	
																		166	A	UMBC		7	3	
																		166	A	UMBC		3	2	
																		175	N	Delaware		6	0	
																		176	N	Georgetown		3	2	
																		178	N	Maine		4	3	
																		185	H	Drexel		2	1	
																		194	N	Niagara		2	9	
																		206	H	Temple		5	0	
																		206	H	Temple		2	0	
																		211	A	Rhode Island		9	3	
																		211	A	Rhode Island		6	1	
																		222	N	Toledo		9	5	
																		227	A	Penn		1	0	
																		227	A	Penn		1	7	
																		230	H	St. Bonaventure		3	1	
																		230	H	St. Bonaventure		2	4	
																		231	A	Dayton		11	1	
																		231	A	Dayton		6	0	

Non-Div. I Games:

St. Joseph's

RPI	S	Opponent	Score	
233	H	La Salle	5	1
233	H	La Salle	9	1
234	H	George Washington	1	0
234	H	George Washington	3	0
236	A	Rider	2	0
237	H	Lafayette	4	1

St. Joseph's

S
t
.
J
o
s
e
p
h
'
s

S
t
.
J
o
s
e
p
h
'
s

Average RPI Win: 164		WON-LOST	WINNING	LAST 10	STRENGTH OF		OPP. STRENGTH	TEAM	ADJ	CONF.	ADJ CONF.
Average RPI Loss: 104		RECORD	PCT. RANK	GAMES	SCHEDULE		OF SCHEDULE	RPI	RPI	RPI	RPI
DIV. I ONLY		29-20-0	.59184	76	5-5-0		140	153	95	.51981	96
DIV. I NON-CONF.		8-8-0	.5	134	0-0-0		156	148	143	.49686	139
TOTALS		RPI 1-25	RPI 26-50		W-L RECORDS		RPI 51-100		RPI 101-150		RPI 150+
29-20-0		0-1-0	0-5-0		OVERALL		6-3-0		9-7-0		14-4-0
14-3-0		0-0-0	0-0-0		HOME		3-2-0		3-0-0		8-1-0
12-12-0		0-1-0	0-2-0		AWAY		3-0-0		4-6-0		5-3-0
3-5-0		0-0-0	0-3-0		NEUTRAL		0-1-0		2-1-0		1-0-0
8-8-0		0-1-0	0-5-0		NON-CONFERENCE		1-1-0		1-1-0		6-0-0
4-1-0		0-0-0	0-0-0		HOME		1-1-0		0-0-0		3-0-0
2-4-0		0-1-0	0-0-		AWAY		0-0-0		0-1-0		2-0-0
2-3-0		0-0-0	0-3-0		NEUTRAL		0-0-0		1-0-0		1-0-0
21-12-0		0-0-0	0-0-0		CONFERENCE		5-2-0		8-6-0		8-4-0
10-2-0		0-0-0	0-0-0		HOME		2-1-0		3-0-0		5-1-0
10-8-0		0-0-0	0-0-0		AWAY		3-0-0		4-5-0		3-3-0
1-2-0		0-0-0	0-0-0		NEUTRAL		0-1-0		1-1-0		0-0-0
RPI S	Opponent	Score	RPI S	Opponent	Score	RPI S	Opponent	Score	RPI S	Opponent	Score
17 A	Texas A&M	0 7	35 N	Notre Dame	0 3	57 H	North Texas	0 7	106 A	Texas-Arlington	0 1
			43 N	UAB	1 5	57 H	North Texas	5 2	106 A	Texas-Arlington	0 4
			43 N	UAB	1 8	83 A	McNeese St.	7 0	106 A	Texas-Arlington	0 5
			49 A	Mississippi St.	0 5	83 A	McNeese St.	6 4	106 N	Texas-Arlington	0 2
			49 A	Mississippi St.	0 8	83 A	McNeese St.	9 1	112 H	A&M-Corpus Christi	10 2
						83 N	McNeese St.	1 4	112 H	A&M-Corpus Christi	4 3
						92 H	Texas St.	3 1	112 H	A&M-Corpus Christi	10 3
						92 H	Texas St.	4 3	114 N	Louisiana Tech	7 6
						92 H	Texas St.	7 8	115 A	La.-Monroe	2 3
									131 A	Nicholls St.	4 10
									131 A	Nicholls St.	14 5
									131 A	Nicholls St.	3 0
									131 N	Nicholls St.	8 4
									146 A	UTSA	3 1
									146 A	UTSA	3 6
									146 A	UTSA	8 2
									153 A	Sam Houston St.	7 0
									153 A	Sam Houston St.	6 3
									153 A	Sam Houston St.	10 5
									186 H	Northwestern St.	4 0
									186 H	Northwestern St.	2 3
									186 H	Northwestern St.	2 0
									205 A	Central Ark.	3 4
									205 A	Central Ark.	2 8
									205 A	Central Ark.	0 5
									238 H	Southeastern La.	9 1
									238 H	Southeastern La.	3 0
LAST 10 GAMES			106 N	Texas-Arlington	0 2	92 H	Texas St.	3 1			
			131 N	Nicholls St.	8 4	131 A	Nicholls St.	14 5			
			83 N	McNeese St.	1 4	131 A	Nicholls St.	4 10			
			92 H	Texas St.	7 8	131 A	Nicholls St.	3 0			
			92 H	Texas St.	4 3	205 A	Central Ark.	0 5			

Non-Div. I Games:

Stephen F. Austin

RPI	S	Opponent	Score	
238	H	Southeastern La.	9	1
262	N	Alcorn St.	9	1
264	A	Centenary (LA)	7	2
264	H	Centenary (LA)	4	3
266	A	Houston Baptist	5	1
266	H	Houston Baptist	3	2
266	H	Houston Baptist	2	0

Stephen F. Austin

S
t
e
p
h
e
n
F
.
A
u
s
t
i
n

S
t
e
p
h
e
n
F
.
A
u
s
t
i
n

Ga. Southern

Through Games Of Tuesday, June 10

Average RPI Win: 157		WON-LOST	WINNING	LAST 10	STRENGTH OF		OPP. STRENGTH	TEAM	ADJ	CONF.	ADJ CONF.
Average RPI Loss: 106		RECORD	PCT. RANK	GAMES	SCHEDULE		OF SCHEDULE	RPI	RPI	RPI	RPI
DIV. I ONLY		30-26-0	.53571	108	7-3-0		92	139	98	.5178	97
DIV. I NON-CONF.		14-15-0	.48276	151	0-0-0		86	110	106	.51686	108
TOTALS		RPI 1-25	RPI 26-50		W-L RECORDS		RPI 51-100		RPI 101-150		RPI 150+
30-26-0		0-3-0	0-3-0		OVERALL		8-6-0		7-7-0		15-7-0
10-9-0		0-0-0	0-1-0		HOME		4-4-0		0-2-0		6-2-0
13-13-0		0-3-0	0-2-0		AWAY		4-1-0		5-4-0		4-3-0
7-4-0		0-0-0	0-0-0		NEUTRAL		0-1-0		2-1-0		5-2-0
14-15-0		0-3-0	0-3-0		NON-CONFERENCE		4-2-0		4-4-0		6-3-0
2-5-0		0-0-0	0-1-0		HOME		1-1-0		0-2-0		1-1-0
6-8-0		0-3-0	0-0-		AWAY		3-1-0		2-2-0		1-0-0
6-2-0		0-0-0	0-0-0		NEUTRAL		0-0-0		2-0-0		4-2-0
16-11-0		0-0-0	0-0-0		CONFERENCE		4-4-0		3-3-0		9-4-0
8-4-0		0-0-0	0-0-0		HOME		3-3-0		0-0-0		5-1-0
7-5-0		0-0-0	0-0-0		AWAY		1-0-0		3-2-0		3-3-0
1-2-0		0-0-0	0-0-0		NEUTRAL		0-1-0		0-1-0		1-0-0
RPI S	Opponent	Score	RPI S	Opponent	Score	RPI S	Opponent	Score	RPI S	Opponent	Score
9 A	Georgia	0 10	36 A	Lipscomb	0 4	65 H	Georgia St.	1 3	126 A	Charleston So.	3 6
10 A	Georgia Tech	4 5	36 H	Lipscomb	0 10	65 H	Georgia St.	8 7	126 A	Charleston So.	8 0
10 A	Georgia Tech	2 14	39 A	UCF	3 4	68 A	Chattanooga	3 0	127 A	UNC Greensboro	2 3
						68 H	Chattanooga	4 5	127 A	UNC Greensboro	4 1
						68 H	Chattanooga	0 1	127 A	UNC Greensboro	2 1
						68 H	Chattanooga	3 5	127 N	UNC Greensboro	1 2
						86 H	Elon	3 2	129 A	Appalachian St.	4 5
						86 H	Elon	14 9	129 A	Appalachian St.	3 0
						86 H	Elon	7 4	133 H	North Florida	0 7
						86 N	Elon	2 3	133 H	North Florida	6 9
						94 A	Kennesaw St.	8 6	136 N	Villanova	3 2
						94 A	Kennesaw St.	1 2	137 N	Boston College	3 2
						99 A	Jacksonville	5 3	141 A	Mercer	1 0
						99 A	Jacksonville	4 2	141 A	Mercer	0 1
									152 A	Binghamton	6 4
									152 H	Binghamton	4 6
									162 A	Furman	3 2
									162 A	Furman	5 1
									162 A	Furman	1 4
									167 N	Harvard	0 1
									171 N	Providence	3 2
									179 N	Connecticut	9 2
									190 A	Samford	5 6
									190 A	Samford	2 7
									190 A	Samford	1 0
									197 N	Minnesota	3 0
									199 N	Eastern Mich.	7 8
			LAST 10 GAMES								
			127 N	UNC Greensboro	1 2	162 A	Furman	1 4			
			68 A	Chattanooga	3 0	86 H	Elon	7 4			
			86 N	Elon	2 3	86 H	Elon	14 9			
			162 A	Furman	3 2	86 H	Elon	3 2			
			162 A	Furman	5 1	202 H	Col. of Charleston	10 9			

Non-Div. I Games:

Ga. Southern

RPI	S	Opponent	Score	
202	H	Col. of Charleston	3	1
202	H	Col. of Charleston	10	9
202	H	Col. of Charleston	4	7
202	N	Col. of Charleston	4	2
242	N	St. Francis (PA)	5	3
257	H	Oakland	8	0
259	H	Western Caro.	4	3
259	H	Western Caro.	7	2
259	H	Western Caro.	2	1

G
a
.
S
o
u
t
h
e
r
n

G
a
.
S
o
u
t
h
e
r
n

Average RPI Win: 123		WON-LOST	WINNING	LAST 10	STRENGTH OF		OPP. STRENGTH	TEAM	ADJ	CONF.	ADJ CONF.
Average RPI Loss: 70		RECORD	PCT. RANK	GAMES	SCHEDULE		OF SCHEDULE	RPI	RPI	RPI	RPI
DIV. I ONLY		21-24-0	.46667	162	85		38	100	.51704	98	8
DIV. I NON-CONF.		13-12-0	.52	122	109		51	97	.52588	92	7
TOTALS		RPI 1-25	RPI 26-50		W-L RECORDS		RPI 51-100		RPI 101-150		RPI 150+
21-24-0		0-7-0	3-3-0		OVERALL		5-7-0		7-5-0		6-2-0
10-12-0		0-1-0	2-3-0		HOME		2-1-0		3-5-0		3-2-0
6-10-0		0-6-0	1-0-0		AWAY		2-4-0		2-0-0		1-0-0
5-2-0		0-0-0	0-0-0		NEUTRAL		1-2-0		2-0-0		2-0-0
13-12-0		0-4-0	2-1-0		NON-CONFERENCE		1-4-0		4-1-0		6-2-0
4-5-0		0-1-0	1-1-0		HOME		0-0-0		0-1-0		3-2-0
4-5-0		0-3-0	1-0-		AWAY		0-2-0		2-0-0		1-0-0
5-2-0		0-0-0	0-0-0		NEUTRAL		1-2-0		2-0-0		2-0-0
8-12-0		0-3-0	1-2-0		CONFERENCE		4-3-0		3-4-0		0-0-0
6-7-0		0-0-0	1-2-0		HOME		2-1-0		3-4-0		0-0-0
2-5-0		0-3-0	0-0-0		AWAY		2-2-0		0-0-0		0-0-0
0-0-0		0-0-0	0-0-0		NEUTRAL		0-0-0		0-0-0		0-0-0
RPI S	Opponent	Score	RPI S	Opponent	Score	RPI S	Opponent	Score	RPI S	Opponent	Score
1 A	Alabama	3 6	36 H	Lipscomb	3 2	60 A	Baylor	3 6	113 H	Middle Tenn.	0 2
9 A	Georgia	1 4	42 H	FIU	5 10	66 N	Syracuse	3 4	113 H	Middle Tenn.	3 7
13 A	LSU	0 11	42 H	FIU	5 4	66 N	Syracuse	3 5	113 H	Middle Tenn.	6 0
22 H	Florida St.	0 2	42 H	FIU	3 4	69 N	Iowa St.	3 2	113 H	Middle Tenn.	1 6
24 A	La.-Lafayette	1 2	43 A	UAB	2 1	70 A	Fla. Atlantic	0 1	115 H	La.-Monroe	2 4
24 A	La.-Lafayette	3 4	43 H	UAB	0 6	70 A	Fla. Atlantic	3 1	115 H	La.-Monroe	7 6
24 A	La.-Lafayette	0 9				70 A	Fla. Atlantic	2 6	115 H	La.-Monroe	3 1
						70 H	Fla. Atlantic	0 1	116 A	Southern Miss.	5 3
						80 A	Troy	1 0	126 N	Charleston So.	8 3
						80 H	Troy	1 0	128 N	St. John's (NY)	7 6
						80 H	Troy	3 2	131 A	Nicholls St.	6 2
						83 A	McNeese St.	0 7	131 H	Nicholls St.	6 8
									155 N	Campbell	2 0
									155 N	Campbell	6 5
									186 H	Northwestern St.	2 3
									190 H	Samford	2 11
									205 H	Central Ark.	6 4
									238 A	Southeastern La.	11 1
									238 H	Southeastern La.	5 1
									256 H	Belmont	15 2
LAST 10 GAMES											
			113 H	Middle Tenn.	1 6	42 H	FIU	5 10			
			70 H	Fla. Atlantic	0 1	42 H	FIU	3 4			
			80 H	Troy	3 2	22 H	Florida St.	0 2			
			80 H	Troy	1 0	24 A	La.-Lafayette	1 2			
			42 H	FIU	5 4	24 A	La.-Lafayette	3 4			

Non-Div. I Games:

South Ala.

Jacksonville

Through Games Of Tuesday, June 10

Average RPI Win:		173	WON-LOST RECORD		WINNING PCT. RANK		LAST 10 GAMES		STRENGTH OF SCHEDULE		OPP. STRENGTH OF SCHEDULE		TEAM RPI		ADJ RPI		CONF. RPI		ADJ CONF. RPI	
DIV. I ONLY			33-23-0		.58929 79		4-6-0		143		144		96		.51675 99		11		11	
DIV. I NON-CONF.			22-11-0		.66667 48		0-1-0		168		173		83		.53309 85		13		13	
TOTALS		RPI 1-25		RPI 26-50		W-L RECORDS		RPI 51-100		RPI 101-150		RPI 150+								
33-23-0		0-3-0		0-3-0		OVERALL		6-8-0		6-7-0		21-2-0								
17-7-0		0-1-0		0-2-0		HOME		3-2-0		3-1-0		11-1-0								
8-10-0		0-1-0		0-1-0		AWAY		2-3-0		2-4-0		4-1-0								
8-6-0		0-1-0		0-0-0		NEUTRAL		1-3-0		1-2-0		6-0-0								
22-11-0		0-3-0		0-1-0		NON-CONFERENCE		2-4-0		4-3-0		16-0-0								
12-4-0		0-1-0		0-0-0		HOME		1-2-0		3-1-0		8-0-0								
3-2-0		0-1-0		0-0-		AWAY		0-0-0		0-0-0		3-0-0								
7-5-0		0-1-0		0-0-0		NEUTRAL		1-2-0		1-2-0		5-0-0								
11-12-0		0-0-0		0-2-0		CONFERENCE		4-4-0		2-4-0		5-2-0								
5-3-0		0-0-0		0-2-0		HOME		2-0-0		0-0-0		3-1-0								
5-8-0		0-0-0		0-0-0		AWAY		2-3-0		2-4-0		1-1-0								
1-1-0		0-0-0		0-0-0		NEUTRAL		0-1-0		0-0-0		1-0-0								
RPI	S	Opponent		Score		RPI	S	Opponent		Score		RPI	S	Opponent		Score				
6	A	Florida		1	6	36	H	Lipscomb		0	4	63	H	S.C. Upstate		7	2			
22	H	Florida St.		0	8	36	H	Lipscomb		0	7	63	H	S.C. Upstate		4	3			
23	N	DePaul		0	4	39	A	UCF		0	3	63	N	S.C. Upstate		4	7			
												66	N	Syracuse		4	7			
												71	H	Virginia Tech		11	7			
												71	N	Virginia Tech		3	2			
												79	A	Stetson		0	2			
												79	A	Stetson		1	3			
												79	A	Stetson		1	2			
												94	A	Kennesaw St.		2	0			
												94	A	Kennesaw St.		2	0			
												95	N	St. Joseph's		3	8			
												97	H	Ga. Southern		3	5			
												97	H	Ga. Southern		2	4			
LAST 10 GAMES																				
						63	N	S.C. Upstate		4	7	39	A	UCF		0	3			
						155	N	Campbell		1	0	141	A	Mercer		5	0			
						79	A	Stetson		0	2	141	A	Mercer		0	1			
						79	A	Stetson		1	3	94	A	Kennesaw St.		2	0			
						79	A	Stetson		1	2	94	A	Kennesaw St.		2	0			
												198	H	Florida A&M		4	1			
												198	H	Florida A&M		7	0			
												206	N	Temple		12	1			
												219	H	Presbyterian		1	0			
												219	H	Presbyterian		4	0			
												219	H	Presbyterian		1	0			

Non-Div. I Games:

Jacksonville

RPI	S	Opponent	Score	
222	H	Toledo	12	4
222	H	Toledo	8	0
226	N	Eastern Ky.	1	0
226	N	Eastern Ky.	10	1
245	N	Austin Peay	8	0
256	H	Belmont	4	3
256	H	Belmont	1	3
280	A	Savannah St.	11	0
280	A	Savannah St.	2	1

Average RPI Win: 197		WON-LOST RECORD		WINNING PCT. RANK		LAST 10 GAMES		STRENGTH OF SCHEDULE		OPP. STRENGTH OF SCHEDULE		TEAM RPI		ADJ RPI		CONF. RPI		ADJ CONF. RPI	
DIV. I ONLY		35-19-0		.64815 51		6-4-0		200		186		99		.51668 100		26		26	
DIV. I NON-CONF.		14-15-0		.48276 151		0-2-0		142		88		133		.50219 126		25		24	
TOTALS		RPI 1-25		RPI 26-50		W-L RECORDS		RPI 51-100		RPI 101-150		RPI 150+							
35-19-0		0-2-0		1-2-0		OVERALL		3-3-0		6-6-0		25-6-0							
11-4-0		0-2-0		0-0-0		HOME		0-0-0		0-0-0		11-2-0							
15-11-0		0-0-0		0-2-0		AWAY		1-1-0		4-5-0		10-3-0							
9-4-0		0-0-0		1-0-0		NEUTRAL		2-2-0		2-1-0		4-1-0							
14-15-0		0-2-0		1-2-0		NON-CONFERENCE		3-3-0		5-2-0		5-6-0							
2-4-0		0-2-0		0-0-0		HOME		0-0-0		0-0-0		2-2-0							
5-7-0		0-0-0		0-0-		AWAY		1-1-0		3-1-0		1-3-0							
7-4-0		0-0-0		1-0-0		NEUTRAL		2-2-0		2-1-0		2-1-0							
21-4-0		0-0-0		0-0-0		CONFERENCE		0-0-0		1-4-0		20-0-0							
9-0-0		0-0-0		0-0-0		HOME		0-0-0		0-0-0		9-0-0							
10-4-0		0-0-0		0-0-0		AWAY		0-0-0		1-4-0		9-0-0							
2-0-0		0-0-0		0-0-0		NEUTRAL		0-0-0		0-0-0		2-0-0							
RPI	S	Opponent		Score		RPI	S	Opponent		Score		RPI	S	Opponent		Score			
8	H	Missouri		1	7	45	A	Illinois St.		2	9	52	A	Southern Ill.		2	1		
8	H	Missouri		1	5	45	A	Illinois St.		0	6	55	N	Ball St.		6	2		
						48	N	Arkansas		5	4	69	N	Iowa St.		5	4		
												74	A	Iowa		0	8		
												74	N	Iowa		1	2		
												93	N	Kansas		0	3		
														113 N Middle Tenn.		0	3		
														134 A Miami (OH)		5	3		
														134 A Miami (OH)		5	1		
														141 N Mercer		4	0		
														142 A North Dakota St.		2	4		
														142 A North Dakota St.		0	4		
														142 A North Dakota St.		2	3		
														142 A North Dakota St.		4	7		
														142 A North Dakota St.		4	2		
														150 A Ill.-Chicago		6	3		
														150 A Ill.-Chicago		1	3		
														150 N Ill.-Chicago		3	1		
														164 N Tennessee Tech		14	0		
														169 H SIU Edwardsville		1	9		
														169 N SIU Edwardsville		1	2		
														177 A Northern Ill.		0	4		
														177 A Northern Ill.		0	2		
														188 H Green Bay		4	0		
														188 H Green Bay		5	8		
														197 A Minnesota		4	2		
														197 A Minnesota		1	2		
														201 H Bradley		4	2		
														203 H IPFW		6	0		
														203 H IPFW		3	2		
														203 H IPFW		1	0		
														203 N IPFW		1	0		
														210 H UMKC		3	2		
				LAST 10 GAMES															
				203	N	IPFW	1	0	267	H	Southern Utah	5	4	203	H	IPFW	6	0	
				142	A	North Dakota St.	0	4	267	H	Southern Utah	11	3	203	H	IPFW	3	2	
				142	A	North Dakota St.	2	3	8	H	Missouri	1	7	203	H	IPFW	1	0	
				239	N	South Dakota St.	4	0	8	H	Missouri	1	5	203	N	IPFW	1	0	
				267	H	Southern Utah	4	3	257	A	Oakland	2	0	210	H	UMKC	3	2	

Non-Div. I Games:

Western Ill.

RPI	S	Opponent	Score	
210	H	UMKC	11	3
210	H	UMKC	7	5
239	N	South Dakota St.	4	0
253	A	IUPUI	5	0
253	A	IUPUI	7	0
253	A	IUPUI	8	2
255	N	Alabama St.	9	0
257	A	Oakland	8	0
257	A	Oakland	5	2
257	A	Oakland	2	0
264	A	Centenary (LA)	6	0
264	A	Centenary (LA)	2	0
264	A	Centenary (LA)	2	1
267	H	Southern Utah	5	4
267	H	Southern Utah	4	3
267	H	Southern Utah	11	3

Western Ill.

W
e
s
t
e
r
n
I
l
l
.

W
e
s
t
e
r
n
I
l
l
.

Average RPI Win:	130	WON-LOST RECORD	WINNING PCT. RANK	LAST 10 GAMES	STRENGTH OF SCHEDULE	OPP. STRENGTH OF SCHEDULE	TEAM RPI	ADJ RPI	CONF. RPI	ADJ CONF. RPI		
DIV. I ONLY		24-30-1	.44545	177	1-8-1	67	73	102	.5161	101	5	5
DIV. I NON-CONF.		20-10-0	.66667	48	1-0-0	118	134	58	.5512	64	5	6
<hr/>												
TOTALS	RPI 1-25	RPI 26-50		W-L RECORDS		RPI 51-100		RPI 101-150		RPI 150+		
24-30-1	0-1-0	3-9-1		OVERALL		5-11-0		7-9-0		9-0-0		
11-13-1	0-0-0	1-7-1		HOME		2-5-0		3-1-0		5-0-0		
4-16-0	0-1-0	1-2-0		AWAY		1-5-0		2-8-0		0-0-0		
9-1-0	0-0-0	1-0-0		NEUTRAL		2-1-0		2-0-0		4-0-0		
20-10-0	0-1-0	0-0-0		NON-CONFERENCE		5-5-0		6-4-0		9-0-0		
10-3-0	0-0-0	0-0-0		HOME		2-2-0		3-1-0		5-0-0		
2-6-0	0-1-0	0-0-		AWAY		1-2-0		1-3-0		0-0-0		
8-1-0	0-0-0	0-0-0		NEUTRAL		2-1-0		2-0-0		4-0-0		
4-20-1	0-0-0	3-9-1		CONFERENCE		0-6-0		1-5-0		0-0-0		
1-10-1	0-0-0	1-7-1		HOME		0-3-0		0-0-0		0-0-0		
2-10-0	0-0-0	1-2-0		AWAY		0-3-0		1-5-0		0-0-0		
1-0-0	0-0-0	1-0-0		NEUTRAL		0-0-0		0-0-0		0-0-0		
<hr/>												
RPI S	Opponent	Score	RPI S	Opponent	Score	RPI S	Opponent	Score	RPI S	Opponent	Score	
6	A Florida	0 8	34	A East Carolina	0 10	59	A Charlotte	0 2	105	A Memphis	1 2	
			34	A East Carolina	10 6	59	A Charlotte	0 8	105	A Memphis	4 2	
			34	A East Carolina	3 4	64	H Tulsa	2 6	105	A Memphis	4 5	
			34	N East Carolina	8 7	64	H Tulsa	4 7	116	A Southern Miss.	2 8	
			39	H UCF	1 9	64	H Tulsa	1 11	116	A Southern Miss.	1 6	
			39	H UCF	0 1	67	N Boston U.	13 12	116	A Southern Miss.	0 6	
			39	H UCF	4 8	75	A UTEP	1 2	118	H Wright St.	5 4	
			43	H UAB	3 2	75	A UTEP	2 3	118	H Wright St.	9 4	
			43	H UAB	3 8	75	A UTEP	1 2	127	A UNC Greensboro	5 13	
			43	H UAB	3 4	79	A Stetson	3 2	127	A UNC Greensboro	1 3	
			50	H Houston	4 4	87	H Kent St.	4 8	138	A Morehead St.	4 2	
			50	H Houston	2 3	87	H Kent St.	2 3	138	A Morehead St.	3 9	
			50	H Houston	3 5	91	H Cleveland St.	4 3	144	H Valparaiso	4 6	
						91	H Cleveland St.	4 2	144	H Valparaiso	8 0	
						93	N Kansas	7 3	149	N Michigan St.	2 1	
						93	N Kansas	3 7	149	N Michigan St.	6 4	
									155	N Campbell	5 3	
									165	H Ohio	4 1	
									165	H Ohio	7 6	
									173	N Missouri St.	8 5	
									175	H Delaware	13 3	
									180	N Seton Hall	9 0	
									180	N Seton Hall	10 1	
									231	H Dayton	10 2	
									231	H Dayton	7 0	
			LAST 10 GAMES									
			64	H Tulsa	4 7	50	H Houston	3 5				
			64	H Tulsa	2 6	116	A Southern Miss.	1 6				
			64	H Tulsa	1 11	116	A Southern Miss.	2 8				
			50	H Houston	4 4	116	A Southern Miss.	0 6				
			50	H Houston	2 3	231	H Dayton	10 2				

Non-Div. I Games:

Marshall

**S
a
n
J
o
s
e
t
.**

S
a
n
J
o
s
e
s
t
.

San Jose St.

RPI	S	Opponent	Score	
212	A	UC Santa Barbara	1	2
212	A	UC Santa Barbara	2	5
274	H	Idaho St.	1	0

Long Beach St.

L
o
n
g
B
e
a
c
h
S
t
.

L
o
n
g
B
e
a
c
h
S
t
.

Average RPI Win: 136		WON-LOST	WINNING	LAST 10	STRENGTH OF		OPP. STRENGTH	TEAM	ADJ	CONF.	ADJ CONF.				
Average RPI Loss: 87		RECORD	PCT. RANK	GAMES	SCHEDULE		OF SCHEDULE	RPI	RPI	RPI	RPI				
DIV. I ONLY		25-26-0	.4902	146	3-7-0		100	83	106	.51267	105	5	5		
DIV. I NON-CONF.		16-10-0	.61538	77	0-1-0		208	164	118	.50913	117	5	6		
TOTALS		RPI 1-25	RPI 26-50		W-L RECORDS		RPI 51-100		RPI 101-150		RPI 150+				
25-26-0	0-0-0	2-12-0		OVERALL		7-3-0		7-8-0		9-3-0					
15-11-0	0-0-0	0-3-0		HOME		3-1-0		6-5-0		6-2-0					
5-10-0	0-0-0	2-6-0		AWAY		1-2-0		1-1-0		1-1-0					
5-5-0	0-0-0	0-3-0		NEUTRAL		3-0-0		0-2-0		2-0-0					
16-10-0	0-0-0	0-2-0		NON-CONFERENCE		3-0-0		4-5-0		9-3-0					
10-4-0	0-0-0	0-0-0		HOME		1-0-0		3-2-0		6-2-0					
2-2-0	0-0-0	0-0-		AWAY		0-0-0		1-1-0		1-1-0					
4-4-0	0-0-0	0-2-0		NEUTRAL		2-0-0		0-2-0		2-0-0					
9-16-0	0-0-0	2-10-0		CONFERENCE		4-3-0		3-3-0		0-0-0					
5-7-0	0-0-0	0-3-0		HOME		2-1-0		3-3-0		0-0-0					
3-8-0	0-0-0	2-6-0		AWAY		1-2-0		0-0-0		0-0-0					
1-1-0	0-0-0	0-1-0		NEUTRAL		1-0-0		0-0-0		0-0-0					
RPI	S	Opponent	Score	RPI	S	Opponent	Score	RPI	S	Opponent	Score				
				27	N	Fordham	1 2	64	A	Tulsa	5 7	101	H	Marshall	5 4
				34	H	East Carolina	0 8	64	A	Tulsa	6 1	101	H	Marshall	2 4
				34	H	East Carolina	0 3	64	A	Tulsa	3 5	101	H	Marshall	2 1
				34	H	East Carolina	0 1	64	N	Tulsa	5 1	113	H	Middle Tenn.	0 3
				39	A	UCF	1 2	71	N	Virginia Tech	2 0	113	H	Middle Tenn.	6 0
				39	A	UCF	1 0	75	H	UTEP	1 3	116	H	Southern Miss.	3 2
				39	N	UCF	1 3	75	H	UTEP	3 0	116	H	Southern Miss.	0 2
				43	A	UAB	0 1	75	H	UTEP	2 0	116	H	Southern Miss.	6 9
				43	A	UAB	2 5	83	H	McNeese St.	2 1	124	N	Rutgers	1 2
				43	A	UAB	4 1	99	N	Jacksonville	8 3	129	H	Appalachian St.	5 2
				48	N	Arkansas	1 6					133	A	North Florida	2 3
				50	A	Houston	0 5					133	A	North Florida	7 1
				50	A	Houston	0 4					142	N	North Dakota St.	1 6
				50	A	Houston	4 7					145	H	Wichita St.	11 2
												145	H	Wichita St.	1 4
												151	A	St. Louis	1 0
												151	A	St. Louis	4 5
												158	N	Loyola (IL)	2 1
												185	N	Drexel	5 2
												203	H	IPFW	0 1
												214	H	Mississippi Val.	5 1
												214	H	Mississippi Val.	4 1
				39	N	UCF	1 3	43	A	UAB	0 1	216	H	Indiana St.	0 1
				64	N	Tulsa	5 1	43	A	UAB	2 5	255	H	Alabama St.	5 0
				34	H	East Carolina	0 1	43	A	UAB	4 1	255	H	Alabama St.	2 0
				34	H	East Carolina	0 8	48	N	Arkansas	1 6	256	H	Belmont	12 4
				34	H	East Carolina	0 3	116	H	Southern Miss.	3 2	256	H	Belmont	7 0
LAST 10 GAMES															

Non-Div. I Games:

Memphis

Average RPI Win:		160	WON-LOST RECORD		WINNING PCT. RANK		LAST 10 GAMES		STRENGTH OF SCHEDULE		OPP. STRENGTH OF SCHEDULE		TEAM RPI		ADJ RPI		CONF. RPI		ADJ CONF. RPI	
DIV. I ONLY		29-25-0		.53704 107		4-6-0		118		134		101		.51225 106		15		16		
DIV. I NON-CONF.		8-11-0		.42105 181		0-1-0		152		111		165		.48084 162		17		17		
TOTALS		RPI 1-25		RPI 26-50		W-L RECORDS		RPI 51-100		RPI 101-150		RPI 150+								
29-25-0		0-2-0		0-1-0		OVERALL		7-12-0		7-9-0		15-1-0								
13-10-0		0-1-0		0-1-0		HOME		3-5-0		3-3-0		7-0-0								
7-12-0		0-0-0		0-0-0		AWAY		2-5-0		1-6-0		4-1-0								
9-3-0		0-1-0		0-0-0		NEUTRAL		2-2-0		3-0-0		4-0-0								
8-11-0		0-2-0		0-1-0		NON-CONFERENCE		1-5-0		2-3-0		5-0-0								
3-6-0		0-1-0		0-1-0		HOME		0-2-0		1-2-0		2-0-0								
0-2-0		0-0-0		0-0-		AWAY		0-1-0		0-1-0		0-0-0								
5-3-0		0-1-0		0-0-0		NEUTRAL		1-2-0		1-0-0		3-0-0								
21-14-0		0-0-0		0-0-0		CONFERENCE		6-7-0		5-6-0		10-1-0								
10-4-0		0-0-0		0-0-0		HOME		3-3-0		2-1-0		5-0-0								
7-10-0		0-0-0		0-0-0		AWAY		2-4-0		1-5-0		4-1-0								
4-0-0		0-0-0		0-0-0		NEUTRAL		1-0-0		2-0-0		1-0-0								
RPI	S	Opponent		Score		RPI	S	Opponent		Score		RPI	S	Opponent		Score				
14	H	Texas		2	3	44	H	Texas Tech		2	3	57	H	North Texas		2	3			
18	N	Oklahoma St.		0	12							57	N	North Texas		0	2			
												60	A	Baylor		0	5			
												60	H	Baylor		3	5			
												64	N	Tulsa		3	2			
												75	N	UTEP		0	1			
												83	H	McNeese St.		0	6			
												83	H	McNeese St.		2	4			
												83	H	McNeese St.		1	2			
												92	A	Texas St.		10	7			
												92	A	Texas St.		1	10			
												92	A	Texas St.		2	8			
												92	A	Texas St.		3	1			
												92	A	Texas St.		0	3			
												92	A	Texas St.		1	4			
												96	H	Stephen F. Austin		4	0			
												96	H	Stephen F. Austin		5	0			
												96	H	Stephen F. Austin		1	0			
												96	N	Stephen F. Austin		2	0			
LAST 10 GAMES																				
												92	A	Texas St.		1	4			
												96	N	Stephen F. Austin		2	0			
												112	N	A&M-Corpus Christi		3	2			
												92	A	Texas St.		1	10			
												131	N	Nicholls St.		3	2			
LAST 10 GAMES																				
												57	H	North Texas		2	3			
												112	A	A&M-Corpus Christi		3	4			
												112	A	A&M-Corpus Christi		4	6			
												112	A	A&M-Corpus Christi		5	3			
												112	N	A&M-Corpus Christi		3	2			
												114	H	Louisiana Tech		2	5			
												125	H	New Mexico St.		4	1			
												131	A	Nicholls St.		2	3			
												131	A	Nicholls St.		4	6			
												131	A	Nicholls St.		0	3			
												131	N	Nicholls St.		3	2			
												145	A	Wichita St.		0	1			
												145	H	Wichita St.		2	3			
												145	N	Wichita St.		3	1			
												146	H	UTSA		8	0			
												146	H	UTSA		5	3			
												146	H	UTSA		5	6			
												153	A	Sam Houston St.		5	0			
												153	A	Sam Houston St.		10	0			
												177	N	Northern Ill.		2	1			
												177	N	Northern Ill.		5	4			
												186	A	Northwestern St.		5	1			
												186	A	Northwestern St.		4	0			
												186	A	Northwestern St.		1	2			
												189	N	New Mexico		3	2			
												205	H	Central Ark.		5	2			
												205	H	Central Ark.		9	3			
												205	H	Central Ark.		7	4			

Non-Div. I Games:

Texas-Arlington

Texas-Arlington

Average RPI Win:	190	WON-LOST RECORD	WINNING PCT. RANK	LAST 10 GAMES	STRENGTH OF SCHEDULE	OPP. STRENGTH OF SCHEDULE	TEAM RPI	ADJ RPI	CONF. RPI	ADJ CONF. RPI		
DIV. I ONLY		32-21-1	.60185	70	7-3-0	179	182	107	.50979	107	19	19
DIV. I NON-CONF.		19-12-1	.60938	79	2-0-0	229	202	134	.49903	134	20	20
<hr/>												
TOTALS	RPI 1-25	RPI 26-50		W-L RECORDS		RPI 51-100		RPI 101-150		RPI 150+		
32-21-1	0-0-0	0-1-0		OVERALL		2-9-0		2-1-0		28-10-1		
17-5-1	0-0-0	0-1-0		HOME		0-0-0		1-1-0		16-3-1		
8-11-0	0-0-0	0-0-0		AWAY		0-6-0		0-0-0		8-5-0		
7-5-0	0-0-0	0-0-0		NEUTRAL		2-3-0		1-0-0		4-2-0		
<hr/>												
19-12-1	0-0-0	0-1-0		NON-CONFERENCE		1-5-0		2-1-0		16-5-1		
11-3-1	0-0-0	0-1-0		HOME		0-0-0		1-1-0		10-1-1		
3-5-0	0-0-0	0-0-		AWAY		0-3-0		0-0-0		3-2-0		
5-4-0	0-0-0	0-0-0		NEUTRAL		1-2-0		1-0-0		3-2-0		
<hr/>												
13-9-0	0-0-0	0-0-0		CONFERENCE		1-4-0		0-0-0		12-5-0		
6-2-0	0-0-0	0-0-0		HOME		0-0-0		0-0-0		6-2-0		
5-6-0	0-0-0	0-0-0		AWAY		0-3-0		0-0-0		5-3-0		
2-1-0	0-0-0	0-0-0		NEUTRAL		1-1-0		0-0-0		1-0-0		
<hr/>												
RPI	S	Opponent	Score	RPI	S	Opponent	Score	RPI	S	Opponent	Score	
				47	H	Long Island	0 3	55	N	Ball St.	0 8	
								56	N	Longwood	2 7	
								59	A	Charlotte	0 1	
								59	A	Charlotte	2 5	
								61	A	North Carolina St.	3 9	
								67	A	Boston U.	0 5	
								67	A	Boston U.	1 3	
								67	A	Boston U.	0 7	
								67	N	Boston U.	2 0	
								67	N	Boston U.	1 4	
				94	N	Kennesaw St.	1 0	108	N	Fla. Gulf Coast	6 3	
								124	H	Rutgers	0 3	
								124	H	Rutgers	2 0	
								152	A	Binghamton	4 3	
								152	A	Binghamton	1 4	
								152	A	Binghamton	4 5	
								159	H	Albany (NY)	1 0	
								159	H	Albany (NY)	1 9	
								159	N	Albany (NY)	1 0	
								166	A	UMBC	7 2	
								166	A	UMBC	6 5	
								166	A	UMBC	6 1	
								174	A	Iona	4 3	
								176	N	Georgetown	2 3	
								178	A	Maine	1 0	
								178	A	Maine	1 5	
								178	H	Maine	3 1	
								178	H	Maine	3 2	
								178	H	Maine	1 9	
								180	H	Seton Hall	2 0	
								180	H	Seton Hall	6 2	
								182	N	Coastal Caro.	0 2	
								192	H	Quinnipiac	1 0	
								204	H	Manhattan	1 1	
								204	H	Manhattan	3 5	
								207	H	Fairfield	5 0	
								211	A	Rhode Island	6 4	
<hr/>												
LAST 10 GAMES												
				67	N	Boston U.	1 4	178	H	Maine	3 1	
				67	N	Boston U.	2 0	178	H	Maine	1 9	
				178	A	Maine	1 0	178	H	Maine	3 2	
				159	N	Albany (NY)	1 0	180	H	Seton Hall	2 0	
				178	A	Maine	1 5	180	H	Seton Hall	6 2	

Non-Div. I Games:

Stony Brook

Stony Brook

Average RPI Win:		162	WON-LOST RECORD		WINNING PCT. RANK		LAST 10 GAMES		STRENGTH OF SCHEDULE		OPP. STRENGTH OF SCHEDULE		TEAM RPI		ADJ RPI		CONF. RPI		ADJ CONF. RPI				
DIV. I ONLY			24-28-0		.46154	168	6-4-0		80		105		113		.50915		108	11		11			
DIV. I NON-CONF.			12-20-0		.375	204	0-0-0		82		121		150		.49328		149	13		13			
TOTALS		RPI 1-25		RPI 26-50		W-L RECORDS		RPI 51-100		RPI 101-150		RPI 150+											
24-28-0		0-3-0		2-8-0		OVERALL		4-8-0		5-5-0		13-4-0											
15-5-0		0-0-0		0-0-0		HOME		4-1-0		3-2-0		8-2-0											
5-8-0		0-0-0		1-4-0		AWAY		0-4-0		0-0-0		4-0-0											
4-15-0		0-3-0		1-4-0		NEUTRAL		0-3-0		2-3-0		1-2-0											
12-20-0		0-3-0		2-6-0		NON-CONFERENCE		0-4-0		3-3-0		7-4-0											
7-3-0		0-0-0		0-0-0		HOME		0-1-0		1-0-0		6-2-0											
1-2-0		0-0-0		1-0-		AWAY		0-0-0		0-0-0		0-0-0											
4-15-0		0-3-0		1-4-0		NEUTRAL		0-3-0		2-3-0		1-2-0											
12-8-0		0-0-0		0-2-0		CONFERENCE		4-4-0		2-2-0		6-0-0											
8-2-0		0-0-0		0-0-0		HOME		4-0-0		2-2-0		2-0-0											
4-6-0		0-0-0		0-2-0		AWAY		0-4-0		0-0-0		4-0-0											
0-0-0		0-0-0		0-0-0		NEUTRAL		0-0-0		0-0-0		0-0-0											
RPI	S	Opponent		Score		RPI	S	Opponent		Score		RPI	S	Opponent		Score							
10	N	Georgia Tech		5	10	27	N	Fordham		5	6	63	A	S.C. Upstate		0	11	107	N	Stony Brook		3	6
18	N	Oklahoma St.		2	6	36	A	Lipscomb		1	4	63	A	S.C. Upstate		0	3	125	N	New Mexico St.		5	7
19	N	Illinois		1	6	36	A	Lipscomb		0	6	73	N	Penn St.		3	4	133	H	North Florida		2	4
						42	A	FIU		5	6	73	N	Penn St.		2	4	133	H	North Florida		1	2
						42	A	FIU		0	4	79	A	Stetson		0	4	136	H	Villanova		6	3
						42	A	FIU		10	4	79	A	Stetson		2	4	136	N	Villanova		15	8
						45	N	Illinois St.		5	7	84	H	Drake		1	4	140	N	Canisius		6	3
						46	N	Maryland		0	3	94	H	Kennesaw St.		4	2	141	H	Mercer		4	3
						47	N	Long Island		1	4	94	H	Kennesaw St.		4	3	141	H	Mercer		5	2
						47	N	Long Island		7	2	95	N	St. Joseph's		0	4	148	N	Bethune-Cookman		1	3
												99	H	Jacksonville		6	0	155	H	Campbell		7	5
												99	H	Jacksonville		6	4	155	H	Campbell		7	2
																		170	N	Wisconsin		4	5
																		177	N	Northern Ill.		5	7
																		179	H	Connecticut		5	3
																		193	A	East Tenn. St.		11	7
																		193	A	East Tenn. St.		5	4
																		197	H	Minnesota		2	3
																		199	H	Eastern Mich.		4	1
																		199	H	Eastern Mich.		0	1
																		200	H	Western Mich.		4	3
																		217	H	Dartmouth		7	1
																		217	H	Dartmouth		5	0
																		242	H	St. Francis (PA)		2	1
																		245	N	Austin Peay		10	0
																		256	A	Belmont		2	1
																		256	A	Belmont		11	4
LAST 10 GAMES																							
						141	H	Mercer		5	2	256	A	Belmont		2	1						
						141	H	Mercer		4	3	79	A	Stetson		2	4						
						36	A	Lipscomb		0	6	79	A	Stetson		0	4						
						36	A	Lipscomb		1	4	155	H	Campbell		7	5						
						256	A	Belmont		11	4	155	H	Campbell		7	2						

Non-Div. I Games:

Fla. Gulf Coast

Average RPI Win:		120	WON-LOST RECORD		WINNING PCT. RANK	LAST 10 GAMES		STRENGTH OF SCHEDULE		OPP. STRENGTH OF SCHEDULE	TEAM RPI	ADJ RPI		CONF. RPI	ADJ CONF. RPI		
Average RPI Loss:		40															
DIV. I ONLY			11-40-0		.21569	274	1-9-0		7	12	114	.50912	109	2	2		
DIV. I NON-CONF.			10-13-0		.43478	172	0-1-0		18	73	79	.53833	76	2	2		
TOTALS		RPI 1-25		RPI 26-50		W-L RECORDS		RPI 51-100		RPI 101-150		RPI 150+					
11-40-0		1-19-0		1-11-0		OVERALL		2-7-0		2-1-0		5-2-0					
5-16-0		0-6-0		1-7-0		HOME		2-2-0		1-0-0		1-1-0					
1-18-0		0-10-0		0-4-0		AWAY		0-4-0		0-0-0		1-0-0					
5-6-0		1-3-0		0-0-0		NEUTRAL		0-1-0		1-1-0		3-1-0					
10-13-0		1-4-0		0-1-0		NON-CONFERENCE		2-5-0		2-1-0		5-2-0					
4-3-0		0-0-0		0-0-0		HOME		2-2-0		1-0-0		1-1-0					
1-4-0		0-1-0		0-0-		AWAY		0-2-0		0-0-0		1-0-0					
5-6-0		1-3-0		0-0-0		NEUTRAL		0-1-0		1-1-0		3-1-0					
1-27-0		0-15-0		1-10-0		CONFERENCE		0-2-0		0-0-0		0-0-0					
1-13-0		0-6-0		1-7-0		HOME		0-0-0		0-0-0		0-0-0					
0-14-0		0-9-0		0-3-0		AWAY		0-2-0		0-0-0		0-0-0					
0-0-0		0-0-0		0-0-0		NEUTRAL		0-0-0		0-0-0		0-0-0					
RPI	S	Opponent		Score		RPI	S	Opponent		Score		RPI	S	Opponent		Score	
1	A	Alabama		1	21	37	A	Kentucky		3	4	56	H	Longwood		5	1
1	A	Alabama		2	8	37	A	Kentucky		0	8	56	H	Longwood		9	2
1	A	Alabama		0	8	37	A	Kentucky		3	11	59	H	Charlotte		1	8
5	N	Michigan		0	8	38	H	Auburn		3	5	62	A	Mississippi		0	3
5	N	Michigan		0	1	38	H	Auburn		1	4	62	A	Mississippi		3	6
6	A	Florida		1	6	38	H	Auburn		3	11	63	A	S.C. Upstate		0	5
6	A	Florida		0	20	39	A	UCF		1	4	63	H	S.C. Upstate		0	6
6	A	Florida		0	9	48	H	Arkansas		2	3	70	A	Fla. Atlantic		0	1
9	A	Georgia		2	10	48	H	Arkansas		5	8	80	N	Troy		4	5
9	A	Georgia		1	3	49	H	Mississippi St.		1	2						
9	A	Georgia		8	9	49	H	Mississippi St.		8	4						
12	H	Tennessee		1	9	49	H	Mississippi St.		1	3						
12	H	Tennessee		1	3												
12	H	Tennessee		0	8												
13	H	LSU		0	10												
13	H	LSU		0	9												
13	H	LSU		0	5												
23	N	DePaul		0	6												
23	N	DePaul		1	0												
25	A	North Carolina		7	17												
						LAST 10 GAMES											
						6	A	Florida		0	9	9	A	Georgia		8	9
						6	A	Florida		1	6	182	H	Coastal Caro.		3	4
						6	A	Florida		0	20	49	H	Mississippi St.		1	3
						9	A	Georgia		2	10	49	H	Mississippi St.		8	4
						9	A	Georgia		1	3	49	H	Mississippi St.		1	2

Non-Div. I Games:

South Carolina

Average RPI Win: 191		WON-LOST	WINNING	LAST 10	STRENGTH OF		OPP. STRENGTH	TEAM	ADJ	CONF.	ADJ CONF.
Average RPI Loss: 67		RECORD	PCT. RANK	GAMES	SCHEDULE		OF SCHEDULE	RPI	RPI	RPI	RPI
DIV. I ONLY		28-25-0	.5283	113	5-5-0		131	111	108	.50877	110
DIV. I NON-CONF.		15-11-0	.57692	92	2-0-0		120	109	88	.52995	89
TOTALS		RPI 1-25	RPI 26-50		W-L RECORDS		RPI 51-100		RPI 101-150		RPI 150+
28-25-0		0-7-0	0-3-0		OVERALL		4-11-0		4-0-0		20-4-0
12-8-0		0-0-0	0-3-0		HOME		1-3-0		1-0-0		10-2-0
11-13-0		0-7-0	0-0-0		AWAY		3-6-0		1-0-0		7-0-0
5-4-0		0-0-0	0-0-0		NEUTRAL		0-2-0		2-0-0		3-2-0
15-11-0		0-7-0	0-0-0		NON-CONFERENCE		3-2-0		3-0-0		9-2-0
5-2-0		0-0-0	0-0-0		HOME		0-1-0		1-0-0		4-1-0
5-7-0		0-7-0	0-0-		AWAY		3-0-0		0-0-0		2-0-0
5-2-0		0-0-0	0-0-0		NEUTRAL		0-1-0		2-0-0		3-1-0
13-14-0		0-0-0	0-3-0		CONFERENCE		1-9-0		1-0-0		11-2-0
7-6-0		0-0-0	0-3-0		HOME		1-2-0		0-0-0		6-1-0
6-6-0		0-0-0	0-0-0		AWAY		0-6-0		1-0-0		5-0-0
0-2-0		0-0-0	0-0-0		NEUTRAL		0-1-0		0-0-0		0-1-0
RPI S	Opponent	Score	RPI S	Opponent	Score	RPI S	Opponent	Score	RPI S	Opponent	Score
4 A	Arizona	1 4	45 H	Illinois St.	1 9	52 A	Southern Ill.	0 1	123 N	Utah	9 6
7 A	Oklahoma	1 4	45 H	Illinois St.	3 5	52 A	Southern Ill.	0 8	123 N	Utah	5 3
7 A	Oklahoma	1 11	45 H	Illinois St.	9 11	52 A	Southern Ill.	1 4	144 H	Valparaiso	7 2
8 A	Missouri	0 3				53 A	Nebraska	5 3	145 A	Wichita St.	5 3
16 A	Arizona St.	0 10				64 A	Tulsa	8 0	173 H	Missouri St.	4 2
18 A	Oklahoma St.	5 7				68 N	Chattanooga	1 2	173 H	Missouri St.	1 2
18 A	Oklahoma St.	0 8				69 H	Iowa St.	0 6	173 H	Missouri St.	6 2
						72 A	Creighton	2 8	173 N	Missouri St.	3 4
						72 A	Creighton	0 8	188 H	Green Bay	4 5
						72 A	Creighton	3 4	190 N	Samford	7 11
						72 N	Creighton	0 4	201 A	Bradley	9 2
						74 A	Iowa	8 7	201 A	Bradley	10 2
						84 H	Drake	1 3	201 H	Bradley	9 2
						84 H	Drake	1 5	215 H	Evansville	10 6
						84 H	Drake	1 0	215 H	Evansville	12 2
									215 H	Evansville	9 0
									216 A	Indiana St.	10 4
									216 A	Indiana St.	6 3
									216 A	Indiana St.	1 0
									231 H	Dayton	10 0
									239 H	South Dakota St.	5 4
									245 A	Austin Peay	10 0
									251 A	Tennessee St.	10 2
									253 N	IUPUI	5 0
									253 N	IUPUI	7 2
									268 H	North Dakota	13 6
									273 H	South Dakota	10 1
			LAST 10 GAMES			52 A	Southern Ill.	0 1	251 A	Tennessee St.	10 2
						52 A	Southern Ill.	0 8	253 N	IUPUI	5 0
						74 A	Iowa	8 7	253 N	IUPUI	7 2
						53 A	Nebraska	5 3	268 H	North Dakota	13 6
						215 H	Evansville	12 2	273 H	South Dakota	10 1

Non-Div. I Games:

UNI

RPI	S	Opponent	Score	
274	N	Idaho St.	2	0

UNI

U
N
I

U
N
I

Average RPI Win:		176	WON-LOST RECORD		WINNING PCT. RANK		LAST 10 GAMES		STRENGTH OF SCHEDULE		OPP. STRENGTH OF SCHEDULE		TEAM RPI		ADJ RPI		CONF. RPI		ADJ CONF. RPI	
DIV. I ONLY			28-29-0		.49123 142		4-6-0		84		169		111		.50876 111		12		13	
DIV. I NON-CONF.			17-16-0		.51515 131		0-2-0		135		201		124		.5033 124		14		14	
TOTALS		RPI 1-25		RPI 26-50		W-L RECORDS		RPI 51-100		RPI 101-150		RPI 150+								
28-29-0		0-3-0		1-5-0		OVERALL		6-8-0		2-7-0		19-6-0								
14-10-0		0-0-0		1-2-0		HOME		1-3-0		0-1-0		12-4-0								
5-13-0		0-3-0		0-0-0		AWAY		0-5-0		2-4-0		3-1-0								
9-6-0		0-0-0		0-3-0		NEUTRAL		5-0-0		0-2-0		4-1-0								
17-16-0		0-3-0		0-1-0		NON-CONFERENCE		4-5-0		1-5-0		12-2-0								
8-6-0		0-0-0		0-0-0		HOME		1-3-0		0-1-0		7-2-0								
2-7-0		0-3-0		0-0-		AWAY		0-2-0		1-2-0		1-0-0								
7-3-0		0-0-0		0-1-0		NEUTRAL		3-0-0		0-2-0		4-0-0								
11-13-0		0-0-0		1-4-0		CONFERENCE		2-3-0		1-2-0		7-4-0								
6-4-0		0-0-0		1-2-0		HOME		0-0-0		0-0-0		5-2-0								
3-6-0		0-0-0		0-0-0		AWAY		0-3-0		1-2-0		2-1-0								
2-3-0		0-0-0		0-2-0		NEUTRAL		2-0-0		0-0-0		0-1-0								
RPI	S	Opponent		Score		RPI	S	Opponent		Score		RPI	S	Opponent		Score				
9	A	Georgia		0	8	27	N	Fordham		1	2	59	H	Charlotte		5	4			
25	A	North Carolina		2	3	40	H	Radford		1	10	59	H	Charlotte		1	2			
25	A	North Carolina		0	2	40	H	Radford		3	1	63	A	S.C. Upstate		1	3			
						40	H	Radford		0	5	63	A	S.C. Upstate		0	1			
						40	N	Radford		3	8	71	N	Virginia Tech		2	0			
						40	N	Radford		2	5	76	A	Liberty		0	3			
												76	A	Liberty		1	4			
												76	A	Liberty		2	3			
												76	N	Liberty		4	3			
												76	N	Liberty		4	0			
												78	N	UT Martin		5	3			
												81	N	Jacksonville St.		6	0			
												86	H	Elon		3	6			
												86	H	Elon		6	8			

Non-Div. I Games:

Winthrop

RPI	S	Opponent	Score	
225	N	Howard	5	1
232	H	Delaware St.	7	2
241	H	Siena	7	2
241	H	Siena	9	0
250	A	UNC Wilmington	8	2
259	N	Western Caro.	8	1
284	H	Morgan St.	14	0

W
i
n
t
h
r
o
p

W
i
n
t
h
r
o
p

Winthrop

RPI	S	Opponent	Score	
263	H	Southern U.	14	2
264	H	Centenary (LA)	11	1
266	A	Houston Baptist	6	0
266	A	Houston Baptist	0	8
266	H	Houston Baptist	6	2
268	H	North Dakota	9	3
268	H	North Dakota	11	5
287	A	Prairie View	12	2
287	A	Prairie View	16	8
287	H	Prairie View	17	0
287	H	Prairie View	4	0

A
&
M
-
C
o
r
p
u
s
C
h
r
i
s
t
i

A
&
M
-
C
o
r
p
u
s
C
h
r
i
s
t
i

A&M-Corpus Christi

Middle Tenn.

Through Games Of Tuesday, June 10

Average RPI Win:		140	WON-LOST		WINNING		LAST 10		STRENGTH OF		OPP. STRENGTH		TEAM	ADJ		CONF.	ADJ CONF.	
Average RPI Loss:		66	RECORD		PCT. RANK		GAMES		SCHEDULE		OF SCHEDULE		RPI	RPI		RPI	RPI	
DIV. I ONLY			22-32-0		.40741		195		3-7-0		58		80		117		.50795	
DIV. I NON-CONF.			14-13-0		.51852		125		0-2-0		61		141		86		.53083	
TOTALS		RPI 1-25		RPI 26-50		W-L RECORDS		RPI 51-100		RPI 101-150		RPI 150+						
22-32-0		1-5-0		0-7-0		OVERALL		8-14-0		6-6-0		7-0-0						
10-7-0		1-2-0		0-3-0		HOME		2-0-0		3-2-0		4-0-0						
6-17-0		0-2-0		0-2-0		AWAY		5-11-0		1-2-0		0-0-0						
6-8-0		0-1-0		0-2-0		NEUTRAL		1-3-0		2-2-0		3-0-0						
14-13-0		0-2-0		0-4-0		NON-CONFERENCE		4-5-0		3-2-0		7-0-0						
6-0-0		0-0-0		0-0-0		HOME		2-0-0		0-0-0		4-0-0						
2-7-0		0-2-0		0-0-		AWAY		1-2-0		1-1-0		0-0-0						
6-6-0		0-0-0		0-2-0		NEUTRAL		1-3-0		2-1-0		3-0-0						
8-19-0		1-3-0		0-3-0		CONFERENCE		4-9-0		3-4-0		0-0-0						
4-7-0		1-2-0		0-3-0		HOME		0-0-0		3-2-0		0-0-0						
4-10-0		0-0-0		0-0-0		AWAY		4-9-0		0-1-0		0-0-0						
0-2-0		0-1-0		0-0-0		NEUTRAL		0-0-0		0-1-0		0-0-0						
RPI	S	Opponent		Score		RPI	S	Opponent		Score		RPI	S	Opponent		Score		
9	A	Georgia		0	8	36	A	Lipscomb		4	7	52	N	Southern Ill.		1	8	
12	A	Tennessee		1	9	36	A	Lipscomb		0	4	55	N	Ball St.		2	8	
24	H	La.-Lafayette		4	1	38	N	Auburn		0	8	57	A	North Texas		4	12	
24	H	La.-Lafayette		1	2	40	N	Radford		2	5	57	A	North Texas		4	2	
24	H	La.-Lafayette		4	10	42	H	FIU		2	6	57	A	North Texas		0	2	
24	N	La.-Lafayette		1	3	42	H	FIU		6	7	70	A	Fla. Atlantic		0	2	
						42	H	FIU		0	2	70	A	Fla. Atlantic		0	2	
												70	A	Fla. Atlantic		1	4	
												78	H	UT Martin		7	3	
												78	H	UT Martin		2	0	
												80	A	Troy		0	5	
												80	A	Troy		2	4	
												80	A	Troy		1	4	
												81	A	Jacksonville St.		1	0	
												81	A	Jacksonville St.		1	5	
												86	N	Elon		1	6	
												94	A	Kennesaw St.		1	11	
												98	A	South Ala.		7	3	
												98	A	South Ala.		2	0	
												98	A	South Ala.		6	1	
LAST 10 GAMES																		
						115	N	La.-Monroe		0	1							
						98	A	South Ala.		6	1							
						24	N	La.-Lafayette		1	3							
						120	H	Western Ky.		11	3							
						120	H	Western Ky.		8	0							
RPI	S	Opponent		Score		RPI	S	Opponent		Score		RPI	S	Opponent		Score		
105	A	Memphis		0	6	105	A	Memphis		3	0	115	H	La.-Monroe		5	8	
						115	H	La.-Monroe		1	3	115	H	La.-Monroe		1	0	
						115	H	La.-Monroe		0	1	115	H	La.-Monroe		1	0	
						115	N	La.-Monroe		0	1	115	N	La.-Monroe		0	1	
						120	A	Western Ky.		1	3	120	A	Western Ky.		11	3	
						120	H	Western Ky.		8	0	120	H	Western Ky.		8	0	
						121	N	Central Mich.		3	2	121	N	Central Mich.		3	2	
						137	N	Boston College		6	4	137	N	Boston College		6	4	
						141	N	Mercer		4	8	141	N	Mercer		4	8	
						197	N	Minnesota		10	2	197	N	Minnesota		10	2	
						215	H	Evansville		5	0	215	H	Evansville		5	0	
						215	H	Evansville		5	2	215	H	Evansville		5	2	
						251	H	Tennessee St.		6	1	251	H	Tennessee St.		6	1	
						251	H	Tennessee St.		3	2	251	H	Tennessee St.		3	2	
						255	N	Alabama St.		5	3	255	N	Alabama St.		5	3	
						256	N	Belmont		6	4	256	N	Belmont		6	4	

Non-Div. I Games:

Middle Tenn.

Middle Tenn.

Mid
dle
Ten
n.

RPI	S	Opponent	Score
98	A	South Ala.	0 6
100	N	Western Ill.	3 0

36	A Lipscomb	0	4
36	A Lipscomb	4	7
70	A Fla. Atlantic	1	4
70	A Fla. Atlantic	0	2
70	A Fla. Atlantic	0	2

Average RPI Win:	178	WON-LOST RECORD	WINNING PCT. RANK	LAST 10 GAMES		STRENGTH OF SCHEDULE	OPP. STRENGTH OF SCHEDULE	TEAM RPI	ADJ RPI	CONF. RPI	ADJ CONF. RPI	
DIV. I ONLY		26-21-0	.55319	99	5-5-0	162	128	115	.50767	114	9	9
DIV. I NON-CONF.		15-9-0	.625	73	0-0-0	245	199	146	.4962	142	10	10
<hr/>												
TOTALS	RPI 1-25	RPI 26-50		W-L RECORDS		RPI 51-100		RPI 101-150		RPI 150+		
26-21-0	0-3-0	1-6-0		OVERALL		2-2-0		8-4-0		15-6-0		
13-4-0	0-0-0	0-0-0		HOME		0-0-0		5-1-0		8-3-0		
7-11-0	0-3-0	1-5-0		AWAY		2-1-0		3-2-0		1-0-0		
6-6-0	0-0-0	0-1-0		NEUTRAL		0-1-0		0-1-0		6-3-0		
15-9-0	0-0-0	0-4-0		NON-CONFERENCE		2-2-0		1-1-0		12-2-0		
5-0-0	0-0-0	0-0-0		HOME		0-0-0		0-0-0		5-0-0		
4-5-0	0-0-0	0-0-		AWAY		2-1-0		1-1-0		1-0-0		
6-4-0	0-0-0	0-1-0		NEUTRAL		0-1-0		0-0-0		6-2-0		
11-12-0	0-3-0	1-2-0		CONFERENCE		0-0-0		7-3-0		3-4-0		
8-4-0	0-0-0	0-0-0		HOME		0-0-0		5-1-0		3-3-0		
3-6-0	0-3-0	1-2-0		AWAY		0-0-0		2-1-0		0-0-0		
0-2-0	0-0-0	0-0-0		NEUTRAL		0-0-0		0-1-0		0-1-0		
<hr/>												
RPI S	Opponent	Score	RPI S	Opponent	Score	RPI S	Opponent	Score	RPI S	Opponent	Score	
11 A	Hawaii	1 3	35 N	Notre Dame	0 1	83 A	McNeese St.	3 11	102 A	San Jose St.	2 10	
11 A	Hawaii	0 9	38 A	Auburn	0 1	83 A	McNeese St.	6 2	102 A	San Jose St.	2 0	
11 A	Hawaii	5 8	41 A	Fresno St.	0 4	83 A	McNeese St.	9 7	102 A	San Jose St.	9 1	
			41 A	Fresno St.	3 1	96 N	Stephen F. Austin	6 7	102 N	San Jose St.	5 6	
			41 A	Fresno St.	1 2				106 A	Texas-Arlington	5 2	
			48 A	Arkansas	2 5				116 A	Southern Miss.	4 5	
			48 A	Arkansas	3 5				125 H	New Mexico St.	2 1	
									125 H	New Mexico St.	2 6	
									125 H	New Mexico St.	2 1	
									143 H	Nevada	9 3	
									143 H	Nevada	9 7	
									143 H	Nevada	3 1	
									169 N	SIU Edwardsville	5 7	
									172 H	Boise St.	4 3	
									172 H	Boise St.	2 3	
									172 H	Boise St.	2 4	
									172 N	Boise St.	2 8	
									181 H	Utah St.	10 4	
									181 H	Utah St.	6 4	
									181 H	Utah St.	3 4	
									191 N	Gardner-Webb	7 5	
									208 N	Buffalo	7 10	
									208 N	Buffalo	5 2	
									214 H	Mississippi Val.	3 2	
									228 N	Southeast Mo. St.	5 3	
									238 H	Southeastern La.	5 1	
									238 H	Southeastern La.	6 2	
<hr/>												
LAST 10 GAMES												
172 N	Boise St.	2 8	143 H	Nevada	9 7							
102 N	San Jose St.	5 6	143 H	Nevada	3 1							
41 A	Fresno St.	3 1	143 H	Nevada	9 3							
41 A	Fresno St.	0 4	172 H	Boise St.	4 3							
41 A	Fresno St.	1 2	172 H	Boise St.	2 3							

Non-Div. I Games:

Louisiana Tech

RPI	S	Opponent	Score	
251	N	Tennessee St.	11	3
255	N	Alabama St.	6	5
262	N	Alcorn St.	3	0
264	A	Centenary (LA)	4	1
264	H	Centenary (LA)	9	1
283	H	Grambling	7	0

Louisiana Tech

L
o
u
i
s
i
a
n
a
T
e
c
h

L
o
u
i
s
i
a
n
a
T
e
c
h

Average RPI Win:		167	WON-LOST RECORD		WINNING PCT. RANK		LAST 10 GAMES		STRENGTH OF SCHEDULE		OPP. STRENGTH OF SCHEDULE		TEAM RPI		ADJ RPI		CONF. RPI		ADJ CONF. RPI	
DIV. I ONLY			24-26-0		.48 149		3-7-0		112		91		122		.50729 115		8		8	
DIV. I NON-CONF.			13-10-0		.56522 102		0-0-0		202		205		145		.49633 141		7		7	
TOTALS		RPI 1-25		RPI 26-50		W-L RECORDS		RPI 51-100		RPI 101-150		RPI 150+								
24-26-0		1-6-0		1-4-0		OVERALL		4-12-0		6-3-0		12-1-0								
12-7-0		0-0-0		0-0-0		HOME		3-7-0		3-0-0		6-0-0								
5-14-0		1-5-0		0-3-0		AWAY		1-2-0		2-3-0		1-1-0								
7-5-0		0-1-0		1-1-0		NEUTRAL		0-3-0		1-0-0		5-0-0								
13-10-0		0-3-0		0-1-0		NON-CONFERENCE		1-3-0		0-2-0		12-1-0								
7-1-0		0-0-0		0-0-0		HOME		1-1-0		0-0-0		6-0-0								
1-6-0		0-3-0		0-0-		AWAY		0-0-0		0-2-0		1-1-0								
5-3-0		0-0-0		0-1-0		NEUTRAL		0-2-0		0-0-0		5-0-0								
11-16-0		1-3-0		1-3-0		CONFERENCE		3-9-0		6-1-0		0-0-0								
5-6-0		0-0-0		0-0-0		HOME		2-6-0		3-0-0		0-0-0								
4-8-0		1-2-0		0-3-0		AWAY		1-2-0		2-1-0		0-0-0								
2-2-0		0-1-0		1-0-0		NEUTRAL		0-1-0		1-0-0		0-0-0								
RPI	S	Opponent		Score		RPI	S	Opponent		Score		RPI	S	Opponent		Score				
13	A	LSU		1	6	42	A	FIU		1	5	57	H	North Texas		2	3			
17	A	Texas A&M		0	6	42	A	FIU		0	4	57	H	North Texas		6	7			
17	A	Texas A&M		4	9	42	A	FIU		2	3	57	H	North Texas		8	0			
24	A	La.-Lafayette		1	9	42	N	FIU		1	0	58	N	Oregon St.		2	8			
24	A	La.-Lafayette		0	11	49	N	Mississippi St.		0	4	58	N	Oregon St.		5	6			
24	A	La.-Lafayette		2	1							70	H	Fla. Atlantic		4	8			
24	N	La.-Lafayette		1	6							70	H	Fla. Atlantic		2	3			
												80	H	Troy		0	4			
												80	H	Troy		4	1			
												80	H	Troy		0	5			
												80	N	Troy		2	7			
												83	H	McNeese St.		1	2			
												96	H	Stephen F. Austin		3	2			
												98	A	South Ala.		4	2			
												98	A	South Ala.		6	7			
												98	A	South Ala.		1	3			
						</														

Non-Div. I Games:

La.-Monroe

Average RPI Win:		171	WON-LOST RECORD		WINNING PCT. RANK		LAST 10 GAMES		STRENGTH OF SCHEDULE		OPP. STRENGTH OF SCHEDULE		TEAM RPI		ADJ RPI		CONF. RPI		ADJ CONF. RPI				
DIV. I ONLY			25-28-0		.4717	157	4-6-0		104		90		123		.50702		116	5		5			
DIV. I NON-CONF.			18-10-0		.64286	64	3-0-0		213		190		112		.51542		111	5		6			
TOTALS		RPI 1-25		RPI 26-50			W-L RECORDS			RPI 51-100			RPI 101-150			RPI 150+							
25-28-0		1-1-0		1-15-0			OVERALL			1-9-0			8-3-0			14-0-0							
13-11-0		0-0-0		1-7-0			HOME			1-3-0			4-1-0			7-0-0							
8-12-0		1-0-0		0-7-0			AWAY			0-3-0			2-2-0			5-0-0							
4-5-0		0-1-0		0-1-0			NEUTRAL			0-3-0			2-0-0			2-0-0							
18-10-0		1-1-0		0-3-0			NON-CONFERENCE			0-4-0			3-2-0			14-0-0							
8-4-0		0-0-0		0-2-0			HOME			0-1-0			1-1-0			7-0-0							
6-2-0		1-0-0		0-0-			AWAY			0-0-0			0-1-0			5-0-0							
4-4-0		0-1-0		0-0-0			NEUTRAL			0-3-0			2-0-0			2-0-0							
7-18-0		0-0-0		1-12-0			CONFERENCE			1-5-0			5-1-0			0-0-0							
5-7-0		0-0-0		1-5-0			HOME			1-2-0			3-0-0			0-0-0							
2-10-0		0-0-0		0-6-0			AWAY			0-3-0			2-1-0			0-0-0							
0-1-0		0-0-0		0-1-0			NEUTRAL			0-0-0			0-0-0			0-0-0							
RPI	S	Opponent		Score		RPI	S	Opponent		Score		RPI	S	Opponent		Score							
22	A	Florida St.		2	1	34	A	East Carolina		0	5	62	N	Mississippi		0	4	101	H	Marshall		6	0
24	N	La.-Lafayette		3	7	34	A	East Carolina		0	1	64	H	Tulsa		1	9	101	H	Marshall		6	1
						34	A	East Carolina		0	4	64	H	Tulsa		0	2	101	H	Marshall		8	2
						34	N	East Carolina		0	8	64	H	Tulsa		3	0	105	A	Memphis		2	3
						35	H	Notre Dame		6	7	69	N	Iowa St.		1	7	105	A	Memphis		2	0
						39	H	UCF		0	8	75	A	UTEP		3	8	105	A	Memphis		9	6
						39	H	UCF		4	7	75	A	UTEP		3	10	114	H	Louisiana Tech		5	4
						39	H	UCF		2	3	75	A	UTEP		8	9	131	A	Nicholls St.		7	8
						43	H	UAB		1	6	84	N	Drake		2	8	131	H	Nicholls St.		6	9
						43	H	UAB		3	0	98	H	South Ala.		3	5	141	N	Mercer		4	3
						43	H	UAB		1	7							141	N	Mercer		9	1
						48	A	Arkansas		1	2							154	N	Eastern Ill.		6	2
						49	H	Mississippi St.		4	14							186	H	Northwestern St.		8	0
						50	A	Houston		3	4							186	H	Northwestern St.		8	2
						50	A	Houston		5	10							194	H	Indiana		5	4
						50	A	Houston		0	5							196	N	Bowling Green		5	3
								LAST 10 GAMES										205	H	Central Ark.		11	3
						34	N	East Carolina		0	8	186	H	Northwestern St.		8	0	238	A	Southeastern La.		13	4
						43	H	UAB		1	6	34	A	East Carolina		0	5	256	A	Belmont		5	0
						43	H	UAB		3	0	34	A	East Carolina		0	1	262	A	Alcorn St.		4	1
						43	H	UAB		1	7	34	A	East Carolina		0	4	262	A	Alcorn St.		8	1
						186	H	Northwestern St.		8	2	238	A	Southeastern La.		13	4	263	A	Southern U.		9	1
																		278	H	Jackson St.		10	0
																		278	H	Jackson St.		7	4
																		278	H	Jackson St.		6	4

Non-Div. I Games:

Southern Miss.

RPI	S	Opponent	Score	
261	N	Wagner	3	0
261	N	Wagner	8	6

James Madison

J
a
m
e
s
M
a
d
i
s
o
n

J
a
m
e
s
M
a
d
i
s
o
n

Average RPI Win:	171	WON-LOST RECORD	WINNING PCT. RANK	LAST 10 GAMES	STRENGTH OF SCHEDULE	OPP. STRENGTH OF SCHEDULE	TEAM RPI	ADJ RPI	CONF. RPI	ADJ CONF. RPI	
DIV. I ONLY	30-30-1	.5	135	6-4-0	98	174	118	.50618	118	21	21
DIV. I NON-CONF.	10-21-1	.32813	219	1-2-0	138	102	201	.4635	195	22	22
TOTALS	RPI 1-25	RPI 26-50	W-L RECORDS	RPI 51-100	RPI 101-150	RPI 150+					
30-30-1	0-2-0	1-3-0	OVERALL	3-8-0	10-10-0	16-7-1					
12-3-1	0-0-0	0-0-0	HOME	0-0-0	3-0-0	9-3-1					
9-14-0	0-2-0	0-1-0	AWAY	2-5-0	4-6-0	3-0-0					
9-13-0	0-0-0	1-2-0	NEUTRAL	1-3-0	3-4-0	4-4-0					
10-21-1	0-2-0	1-3-0	NON-CONFERENCE	1-4-0	1-8-0	7-4-1					
3-0-1	0-0-0	0-0-0	HOME	0-0-0	0-0-0	3-0-1					
0-8-0	0-2-0	0-0-	AWAY	0-1-0	0-4-0	0-0-0					
7-13-0	0-0-0	1-2-0	NEUTRAL	1-3-0	1-4-0	4-4-0					
20-9-0	0-0-0	0-0-0	CONFERENCE	2-4-0	9-2-0	9-3-0					
9-3-0	0-0-0	0-0-0	HOME	0-0-0	3-0-0	6-3-0					
9-6-0	0-0-0	0-0-0	AWAY	2-4-0	4-2-0	3-0-0					
2-0-0	0-0-0	0-0-0	NEUTRAL	0-0-0	2-0-0	0-0-0					

RPI	S	Opponent	Score	RPI	S	Opponent	Score	RPI	S	Opponent	Score	RPI	S	Opponent	Score
5	A	Michigan	2 11	29	N	Hofstra	1 5	55	N	Ball St.	0 10	101	A	Marshall	4 9
17	A	Texas A&M	0 5	35	N	Notre Dame	5 6	61	N	North Carolina St.	10 6	101	A	Marshall	4 5
				45	N	Illinois St.	10 8	80	N	Troy	2 3	124	N	Rutgers	9 8
				49	A	Mississippi St.	2 7	81	N	Jacksonville St.	4 5	132	A	Butler	2 1
								88	A	South Fla.	1 6	132	A	Butler	6 3
								91	A	Cleveland St.	8 3	132	A	Butler	4 5
								91	A	Cleveland St.	2 3	132	N	Butler	11 9
								91	A	Cleveland St.	2 3	134	A	Miami (OH)	0 8
								91	A	Cleveland St.	7 8	134	A	Miami (OH)	0 2
								91	A	Cleveland St.	6 3	142	N	North Dakota St.	0 1
								91	A	Cleveland St.	0 2	142	N	North Dakota St.	1 7
												142	N	North Dakota St.	3 7
												144	H	Valparaiso	5 4
												144	H	Valparaiso	10 5
												144	H	Valparaiso	6 2
												144	N	Valparaiso	4 0
												149	N	Michigan St.	2 10
												150	A	Ill.-Chicago	5 1
												150	A	Ill.-Chicago	4 5
												150	A	Ill.-Chicago	11 9
												158	H	Loyola (IL)	2 10
												158	H	Loyola (IL)	6 4
												158	H	Loyola (IL)	2 8
												164	N	Tennessee Tech	6 1
												165	H	Ohio	3 2
												165	H	Ohio	6 5
												176	N	Georgetown	3 11

LAST 10 GAMES			
35	N	Notre Dame	5 6
45	N	Illinois St.	10 8
5	A	Michigan	2 11
91	A	Cleveland St.	6 3
91	A	Cleveland St.	8 3
144	N	Valparaiso	4 0
91	A	Cleveland St.	2 3
132	N	Butler	11 9
150	A	Ill.-Chicago	5 1
1			

Non-Div. I Games:	Urbana	11	1
-------------------	--------	----	---

Wright St.

W
r
i
g
h
t
s
t
.

W
r
i
g
h
t
s
t
.

Wright St.

RPI	S	Opponent	Score	
209	N	Cal St. Bakersfield	8	7
212	H	UC Santa Barbara	2	7
212	H	UC Santa Barbara	0	6
212	H	UC Santa Barbara	4	3
252	H	Santa Clara	4	3
252	H	Santa Clara	0	4

UC Davis

U
C
D
a
v
i
s

U
C
D
a
v
i
s

Average RPI Win: 164		WON-LOST	WINNING	LAST 10	STRENGTH OF		OPP. STRENGTH	TEAM	ADJ	CONF.	ADJ CONF.
Average RPI Loss: 80		RECORD	PCT. RANK	GAMES	SCHEDULE		OF SCHEDULE	RPI	RPI	RPI	RPI
DIV. I ONLY		27-25-0	.51923	119	2-8-0		146	93	119	.50474	120
DIV. I NON-CONF.		21-10-0	.67742	44	1-2-0		209	172	96	.52361	99
TOTALS		RPI 1-25	RPI 26-50		W-L RECORDS		RPI 51-100		RPI 101-150		RPI 150+
27-25-0	0-3-0	0-7-0		OVERALL		9-6-0		2-6-0		16-3-0	
10-9-0	0-3-0	0-4-0		HOME		3-0-0		2-1-0		5-1-0	
8-12-0	0-0-0	0-2-0		AWAY		2-4-0		0-5-0		6-1-0	
9-4-0	0-0-0	0-1-0		NEUTRAL		4-2-0		0-0-0		5-1-0	
21-10-0	0-0-0	0-4-0		NON-CONFERENCE		4-2-0		1-1-0		16-3-0	
6-3-0	0-0-0	0-1-0		HOME		0-0-0		1-1-0		5-1-0	
6-3-0	0-0-0	0-0-		AWAY		0-0-0		0-0-0		6-1-0	
9-4-0	0-0-0	0-1-0		NEUTRAL		4-2-0		0-0-0		5-1-0	
6-15-0	0-3-0	0-3-0		CONFERENCE		5-4-0		1-5-0		0-0-0	
4-6-0	0-3-0	0-3-0		HOME		3-0-0		1-0-0		0-0-0	
2-9-0	0-0-0	0-0-0		AWAY		2-4-0		0-5-0		0-0-0	
0-0-0	0-0-0	0-0-0		NEUTRAL		0-0-0		0-0-0		0-0-0	
RPI S Opponent	Score	RPI S Opponent	Score	RPI S Opponent	Score	RPI S Opponent	Score	RPI S Opponent	Score	RPI S Opponent	Score
24 H La.-Lafayette	1 8	28 A San Diego St.	2 7	57 A North Texas	1 5	113 A Middle Tenn.	3 11	113 A Middle Tenn.	0 8	113 H Middle Tenn.	3 1
24 H La.-Lafayette	2 6	36 H Lipscomb	0 4	57 A North Texas	2 10	113 A Middle Tenn.	0 8	113 H Middle Tenn.	3 1	115 A La.-Monroe	1 6
24 H La.-Lafayette	4 7	36 N Lipscomb	0 3	57 A North Texas	2 4	113 H Middle Tenn.	3 1	115 A La.-Monroe	1 2	115 A La.-Monroe	5 6
		37 A Kentucky	3 9	65 N Georgia St.	2 0	115 A La.-Monroe	5 6	138 H Morehead St.	9 3	138 H Morehead St.	0 5
		42 H FIU	0 8	70 A Fla. Atlantic	5 1	154 H Eastern Ill.	7 4	154 H Eastern Ill.	6 1	164 H Tennessee Tech	7 9
		42 H FIU	1 7	70 A Fla. Atlantic	2 0	169 N SIU Edwardsville	0 1	181 N Utah St.	13 3	205 N Central Ark.	4 3
		42 H FIU	2 8	70 A Fla. Atlantic	1 3	212 N UC Santa Barbara	7 0	215 A Evansville	6 0	215 A Evansville	1 2
				71 N Virginia Tech	2 0	224 N Akron	4 3	225 N Howard	4 2	226 A Eastern Ky.	5 0
				73 N Penn St.	5 4	226 A Eastern Ky.	8 0	240 H Murray St.	4 3	245 A Austin Peay	4 0
				74 N Iowa	2 1	251 H Tennessee St.	6 5	251 H Tennessee St.	2 1	256 A Belmont	8 1
				78 N UT Martin	3 5	256 A Belmont	8 1	256 A Belmont	11 0		
				80 H Troy	2 1						
				80 H Troy	6 2						
				80 H Troy	2 0						
				81 N Jacksonville St.	8 9						
LAST 10 GAMES				57 A North Texas	1 5	57 A North Texas	2 10	138 H Morehead St.	9 3	138 H Morehead St.	0 5
				113 A Middle Tenn.	3 11	138 H Morehead St.	9 3	138 H Morehead St.	0 5	115 A La.-Monroe	1 6
				113 A Middle Tenn.	0 8	138 H Morehead St.	0 5	115 A La.-Monroe	1 6		
				113 H Middle Tenn.	3 1	115 A La.-Monroe	1 6				
				164 H Tennessee Tech	7 9						
				57 A North Texas	2 4						

Non-Div. I Games:

Western Ky.

[illegible]

Non-Div. I Games:

Central Mich.

RPI	S	Opponent	Score	
257	H	Oakland	2	4
257	H	Oakland	6	3
277	A	Detroit	9	0
277	A	Detroit	8	0

Central Mich.

C
e
n
t
r
a
l
M
i
c
h
.

C
e
n
t
r
a
l
M
i
c
h
.

Average RPI Win:	208	WON-LOST RECORD	WINNING PCT. RANK	LAST 10 GAMES	STRENGTH OF SCHEDULE	OPP. STRENGTH OF SCHEDULE	TEAM RPI	ADJ RPI	CONF. RPI	ADJ CONF. RPI	
DIV. I ONLY	31-19-0	.62	61	6-4-0	187	244	112	.50419	122	23	23
DIV. I NON-CONF.	17-11-0	.60714	81	0-0-0	222	248	147	.49554	143	24	27
<hr/>											
TOTALS	RPI 1-25	RPI 26-50		W-L RECORDS	RPI 51-100		RPI 101-150		RPI 150+		
31-19-0	0-0-0	0-0-0		OVERALL	1-1-0		0-3-0		30-15-0		
14-4-0	0-0-0	0-0-0		HOME	0-0-0		0-0-0		14-4-0		
11-8-0	0-0-0	0-0-0		AWAY	1-1-0		0-2-0		10-5-0		
6-7-0	0-0-0	0-0-0		NEUTRAL	0-0-0		0-1-0		6-6-0		
17-11-0	0-0-0	0-0-0		NON-CONFERENCE	1-1-0		0-3-0		16-7-0		
8-2-0	0-0-0	0-0-0		HOME	0-0-0		0-0-0		8-2-0		
3-3-0	0-0-0	0-0-		AWAY	1-1-0		0-2-0		2-0-0		
6-6-0	0-0-0	0-0-0		NEUTRAL	0-0-0		0-1-0		6-5-0		
14-8-0	0-0-0	0-0-0		CONFERENCE	0-0-0		0-0-0		14-8-0		
6-2-0	0-0-0	0-0-0		HOME	0-0-0		0-0-0		6-2-0		
8-5-0	0-0-0	0-0-0		AWAY	0-0-0		0-0-0		8-5-0		
0-1-0	0-0-0	0-0-0		NEUTRAL	0-0-0		0-0-0		0-1-0		
RPI S	Opponent	Score	RPI S	Opponent	Score	RPI S	Opponent	Score	RPI S	Opponent	Score
						56 A	Longwood	2 14	132 N	Butler	3 7
						56 A	Longwood	8 6	135 A	Monmouth	4 10
									135 A	Monmouth	4 5
									156 H	Bucknell	1 5
									156 H	Bucknell	9 1
									156 H	Bucknell	10 8
									156 H	Bucknell	4 2
									156 N	Bucknell	3 4
									160 A	Army	2 8
									160 A	Army	1 4
									160 A	Army	0 1
									160 A	Army	8 0
									160 A	Army	10 3
									165 N	Ohio	1 10
									165 N	Ohio	2 1
									175 H	Delaware	7 9
									175 H	Delaware	2 1
									175 N	Delaware	6 7
									175 N	Delaware	2 11
									194 H	Niagara	11 6
									194 H	Niagara	8 0
									194 H	Niagara	8 5
									194 H	Niagara	3 6
									194 N	Niagara	3 7
									207 N	Fairfield	4 2
									213 N	Sacred Heart	4 3
									216 N	Indiana St.	0 4

Non-Div. I Games:

Lehigh

RPI	S	Opponent	Score	
218	H	Colgate	1	2
218	H	Colgate	1	0
218	H	Colgate	10	9
218	H	Colgate	5	4
220	N	Mt. St. Mary's	11	8
227	H	Penn	10	7
227	H	Penn	2	0
236	A	Rider	8	6
236	A	Rider	13	6
237	A	Lafayette	5	2
237	A	Lafayette	7	0
237	A	Lafayette	1	3
237	A	Lafayette	12	1
243	A	Holy Cross	2	3
243	A	Holy Cross	7	3
243	A	Holy Cross	5	2
243	A	Holy Cross	5	0
244	H	Princeton	8	5
244	H	Princeton	4	3
272	N	Bryant	5	2
273	N	South Dakota	6	3

Lehigh

RPI	S	Opponent	Score
282	A	Weber St.	10 4

Utah

U
t
a
hU
t
a
h

Average RPI Win: 159		WON-LOST	WINNING	LAST 10	STRENGTH OF		OPP. STRENGTH	TEAM	ADJ	CONF.	ADJ CONF.
Average RPI Loss: 86		RECORD	PCT. RANK	GAMES	SCHEDULE		OF SCHEDULE	RPI	RPI	RPI	RPI
DIV. I ONLY		24-31-0	.43636	183	6-4-0		82	100	130	.50321	124
DIV. I NON-CONF.		15-18-0	.45455	165	1-0-0		94	139	122	.50656	122
TOTALS		RPI 1-25	RPI 26-50		W-L RECORDS		RPI 51-100		RPI 101-150		RPI 150+
24-31-0		0-8-0	2-6-0		OVERALL		1-4-0		7-6-0		14-7-0
8-8-0		0-0-0	2-3-0		HOME		0-0-0		2-1-0		4-4-0
9-14-0		0-7-0	0-2-0		AWAY		0-1-0		4-3-0		5-1-0
7-9-0		0-1-0	0-1-0		NEUTRAL		1-3-0		1-2-0		5-2-0
15-18-0		0-4-0	1-3-0		NON-CONFERENCE		1-4-0		3-4-0		10-3-0
2-3-0		0-0-0	1-2-0		HOME		0-0-0		0-0-0		1-1-0
6-7-0		0-4-0	0-0-		AWAY		0-1-0		2-2-0		4-0-0
7-8-0		0-0-0	0-1-0		NEUTRAL		1-3-0		1-2-0		5-2-0
9-13-0		0-4-0	1-3-0		CONFERENCE		0-0-0		4-2-0		4-4-0
6-5-0		0-0-0	1-1-0		HOME		0-0-0		2-1-0		3-3-0
3-7-0		0-3-0	0-2-0		AWAY		0-0-0		2-1-0		1-1-0
0-1-0		0-1-0	0-0-0		NEUTRAL		0-0-0		0-0-0		0-0-0
RPI S	Opponent	Score	RPI S	Opponent	Score	RPI S	Opponent	Score	RPI S	Opponent	Score
16 A	Arizona St.	0 19	29 H	Hofstra	1 4	55 N	Ball St.	5 7	105 N	Memphis	2 1
16 A	Arizona St.	0 14	29 H	Hofstra	1 2	68 A	Chattanooga	5 6	107 A	Stony Brook	3 0
18 A	Oklahoma St.	3 8	33 H	Louisville	4 6	68 N	Chattanooga	7 0	107 A	Stony Brook	0 2
18 A	Oklahoma St.	0 2	33 H	Louisville	3 1	74 N	Iowa	0 7	118 N	Wright St.	8 9
23 A	DePaul	0 9	35 A	Notre Dame	0 8	92 N	Texas St.	1 6	128 A	St. John's (NY)	8 2
23 A	DePaul	2 4	35 A	Notre Dame	0 8				128 A	St. John's (NY)	5 2
23 A	DePaul	7 10	45 N	Illinois St.	0 4				128 A	St. John's (NY)	3 4
23 N	DePaul	0 3	47 H	Long Island	2 1				134 N	Miami (OH)	3 4
									135 A	Monmouth	5 3
									139 H	Pittsburgh	1 2
									139 H	Pittsburgh	7 1
									139 H	Pittsburgh	2 1
									145 A	Wichita St.	3 6
									160 H	Army	3 0
									160 H	Army	1 5
									170 N	Wisconsin	8 5
									170 N	Wisconsin	2 6
									171 H	Providence	3 0
									171 H	Providence	1 6
									171 H	Providence	4 2
									173 A	Missouri St.	5 1
									173 A	Missouri St.	12 1
									176 A	Georgetown	7 1
									176 A	Georgetown	0 1
									179 H	Connecticut	3 0
									179 H	Connecticut	2 4
									179 H	Connecticut	6 8
LAST 10 GAMES			23 N	DePaul	0 3	128 A	St. John's (NY)	8 2	176 A	Georgetown	7 1
			139 H	Pittsburgh	7 1	128 A	St. John's (NY)	3 4	176 A	Georgetown	0 1
			139 H	Pittsburgh	2 1	128 A	St. John's (NY)	5 2	179 H	Connecticut	3 0
			139 H	Pittsburgh	1 2	176 A	Georgetown	7 1	179 H	Connecticut	2 4
			47 H	Long Island	2 1	176 A	Georgetown	0 1	179 H	Connecticut	6 8

Non-Div. I Games:

Rutgers

RPI	S	Opponent	Score	
193	N	East Tenn. St.	0	5
200	N	Western Mich.	5	3
201	N	Bradley	5	4
244	A	Princeton	9	4
244	A	Princeton	4	3
245	N	Austin Peay	6	1
287	N	Prairie View	12	2

Rutgers

Average RPI Win:		153	WON-LOST RECORD		WINNING PCT. RANK		LAST 10 GAMES		STRENGTH OF SCHEDULE		OPP. STRENGTH OF SCHEDULE		TEAM RPI		ADJ RPI		CONF. RPI		ADJ CONF. RPI	
DIV. I ONLY			27-28-0		.49091 144		6-4-0		126		95		125		.50217 125		9		9	
DIV. I NON-CONF.			20-12-0		.625 73		1-1-0		180		116		95		.52415 97		10		10	
TOTALS		RPI 1-25		RPI 26-50		W-L RECORDS		RPI 51-100		RPI 101-150		RPI 150+								
27-28-0		0-7-0		1-3-0		OVERALL		6-4-0		6-7-0		14-7-0								
16-11-0		0-4-0		0-0-0		HOME		5-1-0		2-3-0		9-3-0								
5-15-0		0-2-0		0-3-0		AWAY		0-2-0		3-4-0		2-4-0								
6-2-0		0-1-0		1-0-0		NEUTRAL		1-1-0		1-0-0		3-0-0								
20-12-0		0-4-0		1-0-0		NON-CONFERENCE		6-4-0		2-1-0		11-3-0								
12-4-0		0-1-0		0-0-0		HOME		5-1-0		1-0-0		6-2-0								
2-6-0		0-2-0		0-0-		AWAY		0-2-0		0-1-0		2-1-0								
6-2-0		0-1-0		1-0-0		NEUTRAL		1-1-0		1-0-0		3-0-0								
7-16-0		0-3-0		0-3-0		CONFERENCE		0-0-0		4-6-0		3-4-0								
4-7-0		0-3-0		0-0-0		HOME		0-0-0		1-3-0		3-1-0								
3-9-0		0-0-0		0-3-0		AWAY		0-0-0		3-3-0		0-3-0								
0-0-0		0-0-0		0-0-0		NEUTRAL		0-0-0		0-0-0		0-0-0								
RPI	S	Opponent		Score		RPI	S	Opponent		Score		RPI	S	Opponent		Score				
4	A	Arizona		0	8	41	A	Fresno St.		3	4	51	A	UNLV		6	9			
4	A	Arizona		0	9	41	A	Fresno St.		1	3	53	H	Nebraska		4	2			
11	H	Hawaii		1	13	41	A	Fresno St.		6	7	53	H	Nebraska		2	1			
11	H	Hawaii		8	9	47	N	Long Island		5	4	73	H	Penn St.		10	9			
11	H	Hawaii		3	14							75	A	UTEP		0	5			
12	H	Tennessee		1	10							75	H	UTEP		5	22			
15	N	California		0	6							84	N	Drake		1	6			
												90	H	Colorado St.		10	0			
												91	H	Cleveland St.		9	3			
												95	N	St. Joseph's		4	3			
														143 H Nevada		6	8			
														143 H Nevada		10	4			
														143 H Nevada		2	7			
														146 H UTSA		28	7			
														161 H St. Mary's (CA)		6	4			
														163 N Portland St.		3	2			
														172 A Boise St.		1	4			
														172 A Boise St.		2	8			
														172 A Boise St.		4	6			
														172 H Boise St.		8	9			
														181 H Utah St.		12	2			
														181 H Utah St.		9	1			
														181 H Utah St.		4	3			
														189 A New Mexico		12	3			
														189 H New Mexico		10	0			
														197 H Minnesota		8	0			
														197 H Minnesota		10	9			
														201 H Bradley		2	4			

Non-Div. I Games:

New Mexico St.

RPI	S	Opponent	Score	
209	A	Cal St. Bakersfield	5	1
209	A	Cal St. Bakersfield	1	7
235	H	Northern Colo.	21	3
235	H	Northern Colo.	10	11
267	N	Southern Utah	11	3
282	H	Weber St.	13	3
282	N	Weber St.	8	0

New Mexico St.

New Mexico St.

New Mexico St.

RPI	S	Opponent	Score	
219	H	Presbyterian	5	2
219	H	Presbyterian	9	1
219	N	Presbyterian	5	3
225	H	Howard	5	4
225	H	Howard	8	7
225	H	Howard	3	2
225	H	Howard	5	0
231	H	Dayton	8	1
249	H	Youngstown St.	10	1
250	H	UNC Wilmington	4	1
285	A	South Carolina St.	10	1
285	A	South Carolina St.	20	1

Charleston So.

C
h
a
r
l
e
s
t
o
n
S
o
.

C
h
a
r
l
e
s
t
o
n
S
o
.

RPI	S	Opponent	Score		RPI	S	Opponent	Score	
97	H	Ga. Southern	1	4	259	H	Western Caro.	17	1
97	N	Ga. Southern	2	1	259	H	Western Caro.	15	1
99	A	Jacksonville	2	10	259	H	Western Caro.	1	4
190	A	Samford	1	7					
190	A	Samford	5	3					
68	H	Chattanooga	3	0					
68	H	Chattanooga	2	6					
68	H	Chattanooga	2	3					

UNC Greensboro

U
N
C
G
r
e
e
n
s
b
o
r
o

U
N
C
G
r
e
e
n
s
b
o
r
o

Average RPI Win:		153	WON-LOST	WINNING	LAST 10	STRENGTH OF		OPP. STRENGTH	TEAM	ADJ	CONF.	ADJ CONF.
Average RPI Loss:		73	RECORD	PCT. RANK	GAMES	SCHEDULE		OF SCHEDULE	RPI	RPI	RPI	RPI
DIV. I ONLY			18-33-0	.35294	225	2-8-0		43	74	131	.50149	128
DIV. I NON-CONF.			12-16-0	.42857	177	1-1-0		34	68	92	.52455	95
TOTALS		RPI 1-25	RPI 26-50		W-L RECORDS		RPI 51-100		RPI 101-150		RPI 150+	
18-33-0		1-7-0	0-11-0		OVERALL		3-6-0		5-4-0		9-5-0	
6-10-0		1-1-0	0-5-0		HOME		1-0-0		1-2-0		3-2-0	
4-17-0		0-6-0	0-5-0		AWAY		0-2-0		2-2-0		2-2-0	
8-6-0		0-0-0	0-1-0		NEUTRAL		2-4-0		2-0-0		4-1-0	
12-16-0		0-6-0	0-4-0		NON-CONFERENCE		3-4-0		3-0-0		6-2-0	
3-2-0		0-0-0	0-2-0		HOME		1-0-0		0-0-0		2-0-0	
1-9-0		0-6-0	0-0-0		AWAY		0-0-0		1-0-0		0-1-0	
8-5-0		0-0-0	0-0-0		NEUTRAL		2-4-0		2-0-0		4-1-0	
6-17-0		1-1-0	0-7-0		CONFERENCE		0-2-0		2-4-0		3-3-0	
3-8-0		1-1-0	0-3-0		HOME		0-0-0		1-2-0		1-2-0	
3-8-0		0-0-0	0-3-0		AWAY		0-2-0		1-2-0		2-1-0	
0-1-0		0-0-0	0-1-0		NEUTRAL		0-0-0		0-0-0		0-0-0	
RPI S	Opponent	Score	RPI S	Opponent	Score	RPI S	Opponent	Score	RPI S	Opponent	Score	
4 A	Arizona	0 13	27 A	Fordham	0 3	66 A	Syracuse	2 3	124 H	Rutgers	4 3	
4 A	Arizona	5 13	29 A	Hofstra	2 10	66 A	Syracuse	2 6	124 H	Rutgers	2 5	
4 A	Arizona	1 16	29 H	Hofstra	2 6	69 N	Iowa St.	6 1	124 H	Rutgers	2 8	
9 A	Georgia	2 6	33 A	Louisville	7 10	72 N	Creighton	0 4	126 A	Charleston So.	4 2	
16 A	Arizona St.	3 11	33 A	Louisville	2 11	72 N	Creighton	9 5	126 N	Charleston So.	5 2	
16 A	Arizona St.	0 16	33 A	Louisville	0 8	76 H	Liberty	8 0	139 A	Pittsburgh	2 7	
23 H	DePaul	5 6	33 N	Louisville	2 16	87 N	Kent St.	3 6	139 A	Pittsburgh	6 0	
23 H	DePaul	2 0	35 H	Notre Dame	2 10	87 N	Kent St.	7 11	139 A	Pittsburgh	2 7	
			35 H	Notre Dame	2 12	98 N	South Ala.	6 7	150 N	Ill.-Chicago	4 3	
			35 H	Notre Dame	3 6				174 H	Iona	4 3	
			47 H	Long Island	2 9				179 A	Connecticut	5 2	
									179 A	Connecticut	9 6	
									179 A	Connecticut	3 6	
									180 H	Seton Hall	0 4	
									180 H	Seton Hall	2 3	
									180 H	Seton Hall	4 0	
									182 A	Coastal Caro.	2 15	
									197 N	Minnesota	6 5	
									207 H	Fairfield	8 0	
									235 N	Northern Colo.	2 3	
									241 N	Siena	5 2	
									249 N	Youngstown St.	10 0	
									249 N	Youngstown St.	10 4	
LAST 10 GAMES												
			35 H	Notre Dame	2 12	124 H	Rutgers	2 5				
			35 H	Notre Dame	2 10	47 H	Long Island	2 9				
			35 H	Notre Dame	3 6	174 H	Iona	4 3				
			124 H	Rutgers	2 8	33 A	Louisville	2 11				
			124 H	Rutgers	4 3	33 A	Louisville	7 10				

Non-Div. I Games:

St. John's (NY)

Average RPI Win: 178		WON-LOST	WINNING	LAST 10	STRENGTH OF		OPP. STRENGTH	TEAM	ADJ	CONF.	ADJ CONF.				
Average RPI Loss: 121		RECORD	PCT. RANK	GAMES	SCHEDULE		OF SCHEDULE	RPI	RPI	RPI	RPI				
DIV. I ONLY		27-25-0	.51923	119	5-5-0		132	191	134	.49995	129	18	17		
DIV. I NON-CONF.		16-13-0	.55172	108	1-3-0		116	225	108	.51582	110	19	19		
TOTALS		RPI 1-25	RPI 26-50		W-L RECORDS		RPI 51-100		RPI 101-150		RPI 150+				
27-25-0		0-1-0	1-1-0		OVERALL		6-10-0		2-4-0		18-9-0				
12-8-0		0-0-0	1-1-0		HOME		3-3-0		1-2-0		7-2-0				
8-14-0		0-1-0	0-0-0		AWAY		3-6-0		0-1-0		5-6-0				
7-3-0		0-0-0	0-0-0		NEUTRAL		0-1-0		1-1-0		6-1-0				
16-13-0		0-1-0	1-1-0		NON-CONFERENCE		3-5-0		1-2-0		11-4-0				
6-3-0		0-0-0	1-1-0		HOME		1-0-0		0-0-0		4-2-0				
3-7-0		0-1-0	0-0-		AWAY		2-4-0		0-1-0		1-1-0				
7-3-0		0-0-0	0-0-0		NEUTRAL		0-1-0		1-1-0		6-1-0				
11-12-0		0-0-0	0-0-0		CONFERENCE		3-5-0		1-2-0		7-5-0				
6-5-0		0-0-0	0-0-0		HOME		2-3-0		1-2-0		3-0-0				
5-7-0		0-0-0	0-0-0		AWAY		1-2-0		0-0-0		4-5-0				
0-0-0		0-0-0	0-0-0		NEUTRAL		0-0-0		0-0-0		0-0-0				
RPI S	Opponent	Score		RPI S	Opponent	Score		RPI S	Opponent	Score		RPI S	Opponent	Score	
25 A	North Carolina	2	6	40 H	Radford	8	7	59 A	Charlotte	0	1	105 A	Memphis	2	5
				40 H	Radford	3	7	59 A	Charlotte	4	2	127 H	UNC Greensboro	2	4
								63 A	S.C. Upstate	8	9	127 H	UNC Greensboro	3	2
								63 A	S.C. Upstate	0	3	127 H	UNC Greensboro	1	3
								68 H	Chattanooga	2	4	148 N	Bethune-Cookman	7	2
								68 H	Chattanooga	2	0	148 N	Bethune-Cookman	0	2
								68 H	Chattanooga	1	3	162 A	Furman	4	0
								71 H	Virginia Tech	7	5	162 A	Furman	10	11
								79 A	Stetson	2	0	162 A	Furman	3	5
								79 A	Stetson	2	8	178 N	Maine	0	2
								83 N	McNeese St.	0	1	190 A	Samford	5	1
								86 A	Elon	2	3	190 A	Samford	5	2
								86 A	Elon	0	1	190 A	Samford	0	7
								86 A	Elon	5	2	191 H	Gardner-Webb	6	3
								97 H	Ga. Southern	0	3	191 H	Gardner-Webb	4	3
								97 H	Ga. Southern	5	4	193 H	East Tenn. St.	1	3
												193 H	East Tenn. St.	1	2
												202 A	Col. of Charleston	2	5
												202 A	Col. of Charleston	4	5
												202 A	Col. of Charleston	8	2
												203 N	IPFW	6	2
												216 N	Indiana St.	1	0
												221 A	N.C. A&T	3	12
												221 A	N.C. A&T	3	0
												221 H	N.C. A&T	4	2
												221 H	N.C. A&T	2	1
												228 N	Southeast Mo. St.	10	2
LAST 10 GAMES				259 H	Western Caro.	6	5	63 A	S.C. Upstate	8	9				
				259 H	Western Caro.	7	0	63 A	S.C. Upstate	0	3				
				259 H	Western Caro.	10	2	68 H	Chattanooga	2	4				
				40 H	Radford	8	7	68 H	Chattanooga	2	0				
				40 H	Radford	3	7	68 H	Chattanooga	1	3				

Non-Div. I Games:

Appalachian St.

Appalachian St.

Average RPI Win: 186		WON-LOST	WINNING	LAST 10	STRENGTH OF		OPP. STRENGTH	TEAM	ADJ	CONF.	ADJ CONF.
Average RPI Loss: 98		RECORD	PCT. RANK	GAMES	SCHEDULE		OF SCHEDULE	RPI	RPI	RPI	RPI
DIV. I ONLY		22-26-0	.45833	169	2-8-0		95	142	138	.49928	130
DIV. I NON-CONF.		10-15-0	.4	190	0-0-0		7	21	70	.54681	68
TOTALS		RPI 1-25	RPI 26-50		W-L RECORDS		RPI 51-100		RPI 101-150		RPI 150+
22-26-0		0-9-0	0-2-0		OVERALL		3-3-0		2-1-0		17-11-0
11-8-0		0-3-0	0-0-0		HOME		1-0-0		0-0-0		10-5-0
6-8-0		0-1-0	0-0-0		AWAY		0-1-0		0-0-0		6-6-0
5-10-0		0-5-0	0-2-0		NEUTRAL		2-2-0		2-1-0		1-0-0
10-15-0		0-9-0	0-2-0		NON-CONFERENCE		3-3-0		2-1-0		5-0-0
6-3-0		0-3-0	0-0-0		HOME		1-0-0		0-0-0		5-0-0
0-2-0		0-1-0	0-0-		AWAY		0-1-0		0-0-0		0-0-0
4-10-0		0-5-0	0-2-0		NEUTRAL		2-2-0		2-1-0		0-0-0
12-11-0		0-0-0	0-0-0		CONFERENCE		0-0-0		0-0-0		12-11-0
5-5-0		0-0-0	0-0-0		HOME		0-0-0		0-0-0		5-5-0
6-6-0		0-0-0	0-0-0		AWAY		0-0-0		0-0-0		6-6-0
1-0-0		0-0-0	0-0-0		NEUTRAL		0-0-0		0-0-0		1-0-0
RPI S	Opponent	Score	RPI S	Opponent	Score	RPI S	Opponent	Score	RPI S	Opponent	Score
3 H	UCLA	2 8	31 N	BYU	0 4	51 A	UNLV	3 7	103 N	Long Beach St.	4 3
3 H	UCLA	0 5	31 N	BYU	0 11	51 H	UNLV	7 1	119 N	UC Davis	3 4
6 N	Florida	1 13				58 N	Oregon St.	3 5	119 N	UC Davis	7 5
11 A	Hawaii	0 9				80 N	Troy	2 10	156 H	Bucknell	14 2
11 H	Hawaii	0 8				80 N	Troy	4 0	156 H	Bucknell	10 1
19 N	Illinois	0 8				87 N	Kent St.	12 11	161 A	St. Mary's (CA)	1 2
23 N	DePaul	0 2							161 A	St. Mary's (CA)	4 3
23 N	DePaul	3 8							161 A	St. Mary's (CA)	4 2
25 N	North Carolina	1 5							161 A	St. Mary's (CA)	5 6
									167 H	Harvard	3 0
									183 H	Sacramento St.	8 12
									183 H	Sacramento St.	6 9
									183 H	Sacramento St.	0 9
									183 H	Sacramento St.	3 4
									184 A	San Diego	5 6
									184 A	San Diego	2 7
									184 A	San Diego	1 4
									184 A	San Diego	3 6
									209 A	Cal St. Bakersfield	6 1
									209 A	Cal St. Bakersfield	2 1
									209 A	Cal St. Bakersfield	5 4
									209 A	Cal St. Bakersfield	6 5
									209 N	Cal St. Bakersfield	8 7
									252 H	Santa Clara	5 0
									252 H	Santa Clara	12 3
									252 H	Santa Clara	9 3
									252 H	Santa Clara	6 7
LAST 10 GAMES			183 H	Sacramento St.	8 12	184 A	San Diego	2 7	209 N	Cal St. Bakersfield	8 7
			183 H	Sacramento St.	6 9	184 A	San Diego	1 4	252 H	Santa Clara	5 0
			183 H	Sacramento St.	0 9	184 A	San Diego	3 6	252 H	Santa Clara	12 3
			183 H	Sacramento St.	3 4	252 H	Santa Clara	5 0	252 H	Santa Clara	9 3
			184 A	San Diego	5 6	252 H	Santa Clara	12 3	252 H	Santa Clara	6 7

Non-Div. I Games:

Loyola Marymount

RPI	S	Opponent	Score	
260	H	Utah Valley	4	2
260	H	Utah Valley	7	0
268	H	North Dakota	3	2
268	H	North Dakota	5	4

Average RPI Win: 167		WON-LOST	WINNING	LAST 10	STRENGTH OF		OPP. STRENGTH	TEAM	ADJ	CONF.	ADJ CONF.
Average RPI Loss: 108		RECORD	PCT. RANK	GAMES	SCHEDULE		OF SCHEDULE	RPI	RPI	RPI	RPI
DIV. I ONLY		25-22-0	.53191	110	2-8-0		164	131	132	.49876	131
DIV. I NON-CONF.		9-6-0	.6	83	0-0-0		204	113	115	.511	116
TOTALS		RPI 1-25	RPI 26-50		W-L RECORDS		RPI 51-100		RPI 101-150		RPI 150+
25-22-0		0-2-0	0-2-0		OVERALL		5-8-0		7-5-0		13-5-0
11-7-0		0-1-0	0-0-0		HOME		3-4-0		5-2-0		3-0-0
10-10-0		0-1-0	0-0-0		AWAY		2-2-0		2-2-0		6-5-0
4-5-0		0-0-0	0-2-0		NEUTRAL		0-2-0		0-1-0		4-0-0
9-6-0		0-2-0	0-2-0		NON-CONFERENCE		1-2-0		2-0-0		6-0-0
1-2-0		0-1-0	0-0-0		HOME		0-1-0		1-0-0		0-0-0
4-1-0		0-1-0	0-0-		AWAY		1-0-0		1-0-0		2-0-0
4-3-0		0-0-0	0-2-0		NEUTRAL		0-1-0		0-0-0		4-0-0
16-16-0		0-0-0	0-0-0		CONFERENCE		4-6-0		5-5-0		7-5-0
10-5-0		0-0-0	0-0-0		HOME		3-3-0		4-2-0		3-0-0
6-9-0		0-0-0	0-0-0		AWAY		1-2-0		1-2-0		4-5-0
0-2-0		0-0-0	0-0-0		NEUTRAL		0-1-0		0-1-0		0-0-0
RPI S	Opponent	Score	RPI S	Opponent	Score	RPI S	Opponent	Score	RPI S	Opponent	Score
13 A	LSU	0 7	43 N	UAB	2 7	80 N	Troy	2 3	106 H	Texas-Arlington	3 0
13 H	LSU	2 15	43 N	UAB	1 3	83 H	McNeese St.	5 4	106 H	Texas-Arlington	3 2
						83 H	McNeese St.	2 1	106 H	Texas-Arlington	6 4
						83 H	McNeese St.	3 4	106 N	Texas-Arlington	2 3
						92 A	Texas St.	0 8	112 A	A&M-Corpus Christi	6 3
						92 A	Texas St.	1 0	112 A	A&M-Corpus Christi	0 3
						92 A	Texas St.	6 7	112 A	A&M-Corpus Christi	0 6
						96 H	Stephen F. Austin	10 4	116 A	Southern Miss.	9 6
						96 H	Stephen F. Austin	5 14	116 H	Southern Miss.	8 7
						96 H	Stephen F. Austin	0 3	146 H	UTSA	0 1
						96 N	Stephen F. Austin	4 8	146 H	UTSA	6 0
						98 A	South Ala.	8 6	146 H	UTSA	0 1
						98 H	South Ala.	2 6	153 A	Sam Houston St.	0 4
									153 A	Sam Houston St.	0 8
									153 A	Sam Houston St.	4 1
									186 A	Northwestern St.	5 6
									186 A	Northwestern St.	3 4
									186 A	Northwestern St.	6 5
									190 N	Samford	3 2
									205 H	Central Ark.	3 2
									205 H	Central Ark.	3 2
									205 H	Central Ark.	9 1
									238 A	Southeastern La.	10 9
									238 A	Southeastern La.	2 1
									238 A	Southeastern La.	3 5
									255 N	Alabama St.	5 0
									256 N	Belmont	9 5
			LAST 10 GAMES								
						96 N	Stephen F. Austin	4 8	96 H	Stephen F. Austin	5 14
						106 N	Texas-Arlington	2 3	96 H	Stephen F. Austin	10 4
						153 A	Sam Houston St.	0 4	96 H	Stephen F. Austin	0 3
						153 A	Sam Houston St.	0 8	186 A	Northwestern St.	5 6
						153 A	Sam Houston St.	4 1	186 A	Northwestern St.	3 4

Non-Div. I Games:

Nicholls St.

RPI	S	Opponent	Score	
256	N	Belmont	9	1
262	A	Alcorn St.	2	1
263	A	Southern U.	9	2

Nicholls St.

N
i
c
h
o
l
l
s
s
t
.

N
i
c
h
o
l
l
s
s
t
.

Average RPI Win: 206		WON-LOST	WINNING	LAST 10	STRENGTH OF		OPP. STRENGTH	TEAM	ADJ	CONF.	ADJ CONF.
Average RPI Loss: 130		RECORD	PCT. RANK	GAMES	SCHEDULE		OF SCHEDULE	RPI	RPI	RPI	RPI
DIV. I ONLY		36-19-0	.65455	50	2-8-0		240	214	127	.49872	132
DIV. I NON-CONF.		24-6-0	.8	15	0-0-0		247	232	81	.53479	82
TOTALS		RPI 1-25	RPI 26-50		W-L RECORDS		RPI 51-100		RPI 101-150		RPI 150+
36-19-0	0-0-0	0-1-0		OVERALL		1-6-0		8-6-0		27-6-0	
11-4-0	0-0-0	0-0-0		HOME		0-0-0		4-4-0		7-0-0	
13-11-0	0-0-0	0-1-0		AWAY		1-4-0		1-1-0		11-5-0	
12-4-0	0-0-0	0-0-0		NEUTRAL		0-2-0		3-1-0		9-1-0	
24-6-0	0-0-0	0-1-0		NON-CONFERENCE		1-3-0		3-1-0		20-1-0	
3-1-0	0-0-0	0-0-0		HOME		0-0-0		1-1-0		2-0-0	
10-3-0	0-0-0	0-0-		AWAY		1-1-0		0-0-0		9-1-0	
11-2-0	0-0-0	0-0-0		NEUTRAL		0-2-0		2-0-0		9-0-0	
12-13-0	0-0-0	0-0-0		CONFERENCE		0-3-0		5-5-0		7-5-0	
8-3-0	0-0-0	0-0-0		HOME		0-0-0		3-3-0		5-0-0	
3-8-0	0-0-0	0-0-0		AWAY		0-3-0		1-1-0		2-4-0	
1-2-0	0-0-0	0-0-0		NEUTRAL		0-0-0		1-1-0		0-1-0	
RPI S	Opponent	Score	RPI S	Opponent	Score	RPI S	Opponent	Score	RPI S	Opponent	Score
			30 A	Ohio St.	5 7	68 N	Chattanooga	6 7	118 H	Wright St.	1 2
						68 N	Chattanooga	0 2	118 H	Wright St.	5 4
						77 A	Purdue	0 1	118 H	Wright St.	3 6
						77 A	Purdue	3 0	118 N	Wright St.	9 11
						91 A	Cleveland St.	0 1	122 N	Lehigh	7 3
						91 A	Cleveland St.	1 4	138 H	Morehead St.	2 1
						91 A	Cleveland St.	1 2	138 H	Morehead St.	1 5
									144 A	Valparaiso	3 0
									144 A	Valparaiso	0 3
									147 N	Robert Morris	3 0
									150 H	Ill.-Chicago	0 5
									150 H	Ill.-Chicago	3 2
									150 H	Ill.-Chicago	7 1
									150 N	Ill.-Chicago	4 1
									154 H	Eastern Ill.	4 0
									154 H	Eastern Ill.	5 2
									158 H	Loyola (IL)	3 0
									158 H	Loyola (IL)	8 7
									165 A	Ohio	1 2
									165 A	Ohio	2 0
									188 A	Green Bay	2 4
									188 A	Green Bay	1 2
									188 A	Green Bay	2 5
									188 N	Green Bay	2 3
									213 N	Sacred Heart	7 1
									216 A	Indiana St.	14 7
									216 A	Indiana St.	3 0
LAST 10 GAMES			188 N	Green Bay	2 3	188 A	Green Bay	2 5	188 A	Green Bay	2 5
			118 N	Wright St.	9 11	91 A	Cleveland St.	1 2	188 N	Green Bay	2 3
			150 N	Ill.-Chicago	4 1	91 A	Cleveland St.	1 4	213 N	Sacred Heart	7 1
			188 A	Green Bay	2 4	91 A	Cleveland St.	0 1	216 A	Indiana St.	14 7
			188 A	Green Bay	1 2	118 H	Wright St.	5 4	216 A	Indiana St.	3 0

Non-Div. I Games:

Butler

RPI	S	Opponent	Score	
227	N	Penn	6	1
227	N	Penn	5	4
231	A	Dayton	9	0
231	A	Dayton	8	0
233	N	La Salle	3	1
242	N	St. Francis (PA)	7	2
245	A	Austin Peay	3	2
249	A	Youngstown St.	2	4
249	A	Youngstown St.	6	0
249	A	Youngstown St.	9	0
251	A	Tennessee St.	4	2
251	N	Tennessee St.	4	3
253	A	IUPUI	5	2
253	A	IUPUI	7	1
272	N	Bryant	8	4
273	N	South Dakota	7	0
273	N	South Dakota	4	3
277	H	Detroit	6	4
277	H	Detroit	8	0
277	H	Detroit	9	1

Butler

B
u
t
l
e
r

B
u
t
l
e
r

North Florida

Through Games Of Tuesday, June 10

Average RPI Win: 147		WON-LOST	WINNING	LAST 10	STRENGTH OF		OPP. STRENGTH	TEAM	ADJ	CONF.	ADJ CONF.
Average RPI Loss: 92		RECORD	PCT. RANK	GAMES	SCHEDULE		OF SCHEDULE	RPI	RPI	RPI	RPI
DIV. I ONLY		23-31-0	.42593	188	1-9-0		87	94	141	.49741	133
DIV. I NON-CONF.		14-20-0	.41176	184	0-3-0		96	87	141	.49885	136
TOTALS		RPI 1-25	RPI 26-50		W-L RECORDS		RPI 51-100		RPI 101-150		RPI 150+
23-31-0		0-2-0	1-6-0		OVERALL		7-11-0		4-8-0		11-4-0
7-8-0		0-0-0	0-3-0		HOME		2-4-0		1-1-0		4-0-0
7-13-0		0-2-0	0-2-0		AWAY		3-3-0		3-3-0		1-3-0
9-10-0		0-0-0	1-1-0		NEUTRAL		2-4-0		0-4-0		6-1-0
14-20-0		0-2-0	1-4-0		NON-CONFERENCE		4-6-0		2-6-0		7-2-0
1-4-0		0-0-0	0-1-0		HOME		0-2-0		1-1-0		0-0-0
4-6-0		0-2-0	0-0-		AWAY		2-0-0		1-1-0		1-1-0
9-10-0		0-0-0	1-1-0		NEUTRAL		2-4-0		0-4-0		6-1-0
9-11-0		0-0-0	0-2-0		CONFERENCE		3-5-0		2-2-0		4-2-0
6-4-0		0-0-0	0-2-0		HOME		2-2-0		0-0-0		4-0-0
3-7-0		0-0-0	0-0-0		AWAY		1-3-0		2-2-0		0-2-0
0-0-0		0-0-0	0-0-0		NEUTRAL		0-0-0		0-0-0		0-0-0
RPI S	Opponent	Score	RPI S	Opponent	Score	RPI S	Opponent	Score	RPI S	Opponent	Score
6 A	Florida	0 8	30 N	Ohio St.	1 0	52 N	Southern Ill.	1 2	105 H	Memphis	3 2
6 A	Florida	0 22	36 H	Lipscomb	1 14	61 N	North Carolina St.	0 7	105 H	Memphis	1 7
			36 H	Lipscomb	0 3	61 N	North Carolina St.	0 7	108 A	Fla. Gulf Coast	4 2
			39 A	UCF	3 6	63 H	S.C. Upstate	3 2	108 A	Fla. Gulf Coast	2 1
			39 H	UCF	3 5	63 H	S.C. Upstate	0 4	109 N	South Carolina	0 9
			42 A	FIU	4 5	65 N	Georgia St.	4 0	111 A	Winthrop	3 0
			46 N	Maryland	0 1	79 A	Stetson	3 1	117 N	James Madison	0 4
						79 A	Stetson	0 1	136 N	Villanova	2 4
						80 H	Troy	1 3	141 A	Mercer	1 2
						80 H	Troy	4 6	141 A	Mercer	0 4
						80 N	Troy	3 6	148 A	Bethune-Cookman	3 6
						81 N	Jacksonville St.	10 2	150 N	Ill.-Chicago	1 4
						94 A	Kennesaw St.	0 3	155 A	Campbell	1 3
						94 A	Kennesaw St.	0 2	155 A	Campbell	1 3
						97 A	Ga. Southern	9 6	171 N	Providence	4 0
						97 A	Ga. Southern	7 0	193 H	East Tenn. St.	7 6
						99 H	Jacksonville	2 1	193 H	East Tenn. St.	8 5
						99 H	Jacksonville	1 2	196 N	Bowling Green	7 1
									198 A	Florida A&M	1 2
									198 A	Florida A&M	2 1
									198 N	Florida A&M	4 0
									198 N	Florida A&M	2 3
									217 N	Dartmouth	3 0
									224 N	Akron	6 2
									232 N	Delaware St.	4 1
									256 H	Belmont	2 0
									256 H	Belmont	8 5
LAST 10 GAMES			LAST 10 GAMES			LAST 10 GAMES			LAST 10 GAMES		
			94 A	Kennesaw St.	0 2	6 A	Florida	0 22			
			94 A	Kennesaw St.	0 3	148 A	Bethune-Cookman	3 6			
			141 A	Mercer	1 2	155 A	Campbell	1 3			
			141 A	Mercer	0 4	155 A	Campbell	1 3			
			6 A	Florida	0 8	193 H	East Tenn. St.	8 5			

Non-Div. I Games:

North Florida

Average RPI Win: 190		WON-LOST	WINNING	LAST 10	STRENGTH OF		OPP. STRENGTH	TEAM	ADJ	CONF.	ADJ CONF.
Average RPI Loss: 122		RECORD	PCT. RANK	GAMES	SCHEDULE		OF SCHEDULE	RPI	RPI	RPI	RPI
DIV. I ONLY		33-24-0	.57895	87	8-2-0		202	168	137	.49704	134
DIV. I NON-CONF.		16-14-0	.53333	116	2-0-0		157	170	125	.50218	127
TOTALS		RPI 1-25	RPI 26-50		W-L RECORDS		RPI 51-100		RPI 101-150		RPI 150+
33-24-0		0-3-0	0-0-0		OVERALL		1-8-0		7-3-0		25-10-0
17-5-0		0-0-0	0-0-0		HOME		0-2-0		5-2-0		12-1-0
7-13-0		0-2-0	0-0-0		AWAY		1-6-0		0-0-0		6-5-0
9-6-0		0-1-0	0-0-0		NEUTRAL		0-0-0		2-1-0		7-4-0
16-14-0		0-3-0	0-0-0		NON-CONFERENCE		0-5-0		5-2-0		11-4-0
6-3-0		0-0-0	0-0-0		HOME		0-2-0		4-1-0		2-0-0
3-7-0		0-2-0	0-0-		AWAY		0-3-0		0-0-0		3-2-0
7-4-0		0-1-0	0-0-0		NEUTRAL		0-0-0		1-1-0		6-2-0
17-10-0		0-0-0	0-0-0		CONFERENCE		1-3-0		2-1-0		14-6-0
11-2-0		0-0-0	0-0-0		HOME		0-0-0		1-1-0		10-1-0
4-6-0		0-0-0	0-0-0		AWAY		1-3-0		0-0-0		3-3-0
2-2-0		0-0-0	0-0-0		NEUTRAL		0-0-0		1-0-0		1-2-0
RPI S	Opponent	Score	RPI S	Opponent	Score	RPI S	Opponent	Score	RPI S	Opponent	Score
2 A	Washington	0 3				55 A	Ball St.	3 4	118 H	Wright St.	8 0
2 A	Washington	3 6				55 A	Ball St.	5 0	118 H	Wright St.	2 0
22 N	Florida St.	0 4				68 A	Chattanooga	1 6	121 H	Central Mich.	0 1
						70 A	Fla. Atlantic	3 4	121 H	Central Mich.	8 4
						77 A	Purdue	4 6	121 N	Central Mich.	5 4
						87 A	Kent St.	1 5	124 N	Rutgers	4 3
						87 A	Kent St.	1 2	140 H	Canisius	2 3
						100 H	Western Ill.	3 5	147 H	Robert Morris	6 1
						100 H	Western Ill.	1 5	149 H	Michigan St.	3 1
									149 N	Michigan St.	0 8
									163 N	Portland St.	4 1
									163 N	Portland St.	3 6
									164 N	Tennessee Tech	4 5
									165 H	Ohio	4 0
									165 H	Ohio	7 2
									177 A	Northern Ill.	2 3
									177 A	Northern Ill.	2 4
									177 N	Northern Ill.	4 5
									177 N	Northern Ill.	5 6
									179 N	Connecticut	2 0
									190 A	Samford	1 2
									190 A	Samford	1 4
									196 H	Bowling Green	6 3
									196 H	Bowling Green	3 2
									198 N	Florida A&M	3 0
									199 H	Eastern Mich.	3 1
									199 H	Eastern Mich.	10 1
LAST 10 GAMES			LAST 10 GAMES			LAST 10 GAMES			LAST 10 GAMES		
			177 N	Northern Ill.	4 5		224 H	Akron	4 2		
			121 N	Central Mich.	5 4		165 H	Ohio	7 2		
			208 N	Buffalo	17 1		165 H	Ohio	4 0		
			177 N	Northern Ill.	5 6		118 H	Wright St.	2 0		
			224 H	Akron	2 1		118 H	Wright St.	8 0		

Non-Div. I Games:

Miami (OH)

RPI	S	Opponent	Score	
200	A	Western Mich.	4	0
200	A	Western Mich.	3	1
208	A	Buffalo	1	4
208	A	Buffalo	2	1
208	N	Buffalo	17	1
222	H	Toledo	10	1
222	H	Toledo	8	0
222	H	Toledo	6	11
224	H	Akron	4	2
224	H	Akron	2	1
226	A	Eastern Ky.	6	4
226	A	Eastern Ky.	2	0
231	H	Dayton	8	0
231	H	Dayton	12	0
246	N	Central Conn. St.	7	1
257	N	Oakland	2	1
258	A	Seattle	1	0
258	N	Seattle	2	0

Miami (OH)

Average RPI Win: 206		WON-LOST	WINNING	LAST 10	STRENGTH OF		OPP. STRENGTH	TEAM	ADJ	CONF.	ADJ CONF.
Average RPI Loss: 142		RECORD	PCT. RANK	GAMES	SCHEDULE		OF SCHEDULE	RPI	RPI	RPI	RPI
DIV. I ONLY		30-18-0	.625	57	7-3-0		219	219	129	.49673	135
DIV. I NON-CONF.		13-12-0	.52	122	1-1-0		233	194	175	.47158	181
TOTALS		RPI 1-25	RPI 26-50		W-L RECORDS		RPI 51-100		RPI 101-150		RPI 150+
30-18-0		0-1-0	2-5-0		OVERALL		0-0-0		5-2-0		23-10-0
13-6-0		0-0-0	2-0-0		HOME		0-0-0		2-1-0		9-5-0
14-7-0		0-1-0	0-1-0		AWAY		0-0-0		2-1-0		12-4-0
3-5-0		0-0-0	0-4-0		NEUTRAL		0-0-0		1-0-0		2-1-0
13-12-0		0-1-0	0-3-0		NON-CONFERENCE		0-0-0		3-2-0		10-6-0
7-2-0		0-0-0	0-0-0		HOME		0-0-0		2-1-0		5-1-0
5-7-0		0-1-0	0-0-		AWAY		0-0-0		1-1-0		4-4-0
1-3-0		0-0-0	0-2-0		NEUTRAL		0-0-0		0-0-0		1-1-0
17-6-0		0-0-0	2-2-0		CONFERENCE		0-0-0		2-0-0		13-4-0
6-4-0		0-0-0	2-0-0		HOME		0-0-0		0-0-0		4-4-0
9-0-0		0-0-0	0-0-0		AWAY		0-0-0		1-0-0		8-0-0
2-2-0		0-0-0	0-2-0		NEUTRAL		0-0-0		1-0-0		1-0-0
RPI S	Opponent	Score	RPI S	Opponent	Score	RPI S	Opponent	Score	RPI S	Opponent	Score
17 A	Texas A&M	0 10	31 N	BYU	0 17				122 H	Lehigh	5 4
			31 N	BYU	6 9				122 H	Lehigh	10 4
			47 H	Long Island	6 4				124 H	Rutgers	3 5
			47 H	Long Island	4 1				136 A	Villanova	1 2
			47 N	Long Island	2 7				136 A	Villanova	4 0
			47 N	Long Island	2 6				147 A	Robert Morris	13 8
			50 A	Houston	1 3				147 N	Robert Morris	5 4
									153 A	Sam Houston St.	1 6
									153 A	Sam Houston St.	1 2
									180 A	Seton Hall	4 0
									180 A	Seton Hall	11 1
									192 H	Quinnipiac	3 4
									192 H	Quinnipiac	11 14
									192 N	Quinnipiac	6 0
									204 A	Manhattan	5 6
									204 A	Manhattan	7 5
									213 H	Sacred Heart	1 2
									213 H	Sacred Heart	1 0
									220 H	Mt. St. Mary's	3 2
									220 H	Mt. St. Mary's	6 5
									227 H	Penn	3 2
									227 H	Penn	7 2
									233 A	La Salle	12 10
									233 A	La Salle	0 1
									235 N	Northern Colo.	9 4
									235 N	Northern Colo.	2 11
									236 H	Rider	13 0
									236 H	Rider	1 2
LAST 10 GAMES			LAST 10 GAMES			LAST 10 GAMES			LAST 10 GAMES		
			147 N	Robert Morris	5 4				272 A	Bryant	3 2
			47 N	Long Island	2 6				220 H	Mt. St. Mary's	3 2
			192 N	Quinnipiac	6 0				220 H	Mt. St. Mary's	6 5
			47 N	Long Island	2 7				236 H	Rider	13 0
			272 A	Bryant	5 2				236 H	Rider	1 2

Non-Div. I Games:

Monmouth

RPI	S	Opponent	Score	
236	H	Rider	1	2
242	A	St. Francis (PA)	9	1
242	A	St. Francis (PA)	11	1
246	A	Central Conn. St.	11	0
246	A	Central Conn. St.	11	2
254	A	Fairleigh Dickinson	2	0
254	A	Fairleigh Dickinson	4	3
261	H	Wagner	0	1
261	H	Wagner	4	3
272	A	Bryant	3	2
272	A	Bryant	5	2
279	H	St. Peter's	3	2
279	H	St. Peter's	8	0

Monmouth

M
o
n
m
o
u
t
h

M
o
n
m
o
u
t
h

Average RPI Win: 157		WON-LOST	WINNING	LAST 10	STRENGTH OF		OPP. STRENGTH	TEAM	ADJ	CONF.	ADJ CONF.			
Average RPI Loss: 112		RECORD	PCT. RANK	GAMES	SCHEDULE		OF SCHEDULE	RPI	RPI	RPI	RPI			
DIV. I ONLY		27-28-0	.49091	144	9-1-0		141	125	140	.49612	136			
DIV. I NON-CONF.		15-17-0	.46875	157	1-0-0		215	167	188	.4682	184			
TOTALS		RPI 1-25	RPI 26-50		W-L RECORDS		RPI 51-100		RPI 101-150		RPI 150+			
27-28-0		1-2-0	0-5-0		OVERALL		6-8-0		4-5-0		16-8-0			
14-6-0		0-0-0	0-0-0		HOME		3-3-0		2-3-0		9-0-0			
8-13-0		1-2-0	0-4-0		AWAY		2-1-0		0-1-0		5-5-0			
5-9-0		0-0-0	0-1-0		NEUTRAL		1-4-0		2-1-0		2-3-0			
15-17-0		0-0-0	0-2-0		NON-CONFERENCE		3-5-0		3-3-0		9-7-0			
7-2-0		0-0-0	0-0-0		HOME		0-1-0		1-1-0		6-0-0			
3-7-0		0-0-0	0-0-		AWAY		2-1-0		0-1-0		1-4-0			
5-8-0		0-0-0	0-1-0		NEUTRAL		1-3-0		2-1-0		2-3-0			
12-11-0		1-2-0	0-3-0		CONFERENCE		3-3-0		1-2-0		7-1-0			
7-4-0		0-0-0	0-0-0		HOME		3-2-0		1-2-0		3-0-0			
5-6-0		1-2-0	0-3-0		AWAY		0-0-0		0-0-0		4-1-0			
0-1-0		0-0-0	0-0-0		NEUTRAL		0-1-0		0-0-0		0-0-0			
RPI	S	Opponent	Score		RPI	S	Opponent	Score		RPI	S	Opponent	Score	
23	A	DePaul	3	6	35	A	Notre Dame	0	8	66	H	Syracuse	1	3
23	A	DePaul	2	11	35	A	Notre Dame	3	11	66	H	Syracuse	1	11
23	A	DePaul	3	2	35	A	Notre Dame	0	10	66	H	Syracuse	5	1
					39	A	UCF	2	5	66	N	Syracuse	3	4
					40	N	Radford	1	3	67	N	Boston U.	3	5
										68	N	Chattanooga	3	1
										80	N	Troy	2	4
										88	H	South Fla.	8	4
										88	H	South Fla.	6	1
										89	A	Towson	2	8
										89	A	Towson	4	1
										95	A	St. Joseph's	2	1
										95	H	St. Joseph's	1	2
										97	N	Ga. Southern	2	3

Non-Div. I Games:

Villanova

RPI	S	Opponent	Score	
233	A	La Salle	2	4
233	A	La Salle	1	3
236	A	Rider	6	5
237	H	Lafayette	2	0
237	H	Lafayette	8	0
242	N	St. Francis (PA)	4	0

Average RPI Win: 160		WON-LOST	WINNING	LAST 10	STRENGTH OF		OPP. STRENGTH	TEAM	ADJ	CONF.	ADJ CONF.
Average RPI Loss: 63		RECORD	PCT. RANK	GAMES	SCHEDULE		OF SCHEDULE	RPI	RPI	RPI	RPI
DIV. I ONLY		16-33-0	.32653	238	2-8-0		44	63	144	.49556	137
DIV. I NON-CONF.		14-14-0	.5	134	0-1-0		106	189	120	.50835	119
TOTALS		RPI 1-25	RPI 26-50		W-L RECORDS		RPI 51-100		RPI 101-150		RPI 150+
16-33-0		0-10-0	1-7-0		OVERALL		4-9-0		1-4-0		10-3-0
5-11-0		0-3-0	1-5-0		HOME		3-2-0		0-0-0		1-1-0
4-16-0		0-6-0	0-2-0		AWAY		1-4-0		0-3-0		3-1-0
7-6-0		0-1-0	0-0-0		NEUTRAL		0-3-0		1-1-0		6-1-0
14-14-0		0-0-0	0-3-0		NON-CONFERENCE		3-4-0		1-4-0		10-3-0
3-2-0		0-0-0	0-1-0		HOME		2-0-0		0-0-0		1-1-0
4-7-0		0-0-0	0-0-0		AWAY		1-1-0		0-3-0		3-1-0
7-5-0		0-0-0	0-0-0		NEUTRAL		0-3-0		1-1-0		6-1-0
2-19-0		0-10-0	1-4-0		CONFERENCE		1-5-0		0-0-0		0-0-0
2-9-0		0-3-0	1-4-0		HOME		1-2-0		0-0-0		0-0-0
0-9-0		0-6-0	0-0-0		AWAY		0-3-0		0-0-0		0-0-0
0-1-0		0-1-0	0-0-0		NEUTRAL		0-0-0		0-0-0		0-0-0
RPI S	Opponent	Score	RPI S	Opponent	Score	RPI S	Opponent	Score	RPI S	Opponent	Score
10 A	Georgia Tech	0 4	26 A	Massachusetts	1 3	61 A	North Carolina St.	0 7	112 A	A&M-Corpus Christi	5 6
10 A	Georgia Tech	3 11	26 H	Massachusetts	0 6	61 A	North Carolina St.	3 4	112 A	A&M-Corpus Christi	1 3
10 A	Georgia Tech	0 9	32 H	Virginia	1 13	61 A	North Carolina St.	2 3	113 N	Middle Tenn.	4 6
10 N	Georgia Tech	0 8	32 H	Virginia	4 6	67 H	Boston U.	5 0	148 A	Bethune-Cookman	2 5
22 A	Florida St.	3 11	32 H	Virginia	2 4	67 H	Boston U.	2 1	148 N	Bethune-Cookman	6 2
22 A	Florida St.	0 4	39 A	UCF	1 2	71 H	Virginia Tech	2 8	159 N	Albany (NY)	4 0
22 A	Florida St.	0 6	46 H	Maryland	1 5	71 H	Virginia Tech	5 11	167 A	Harvard	6 4
25 H	North Carolina	1 4	46 H	Maryland	6 3	71 H	Virginia Tech	7 6	167 A	Harvard	5 4
25 H	North Carolina	1 4				73 N	Penn St.	1 2	167 N	Harvard	0 4
25 H	North Carolina	9 16				79 A	Stetson	3 5	171 A	Providence	1 6
						79 A	Stetson	5 2	171 N	Providence	2 1
						84 N	Drake	0 4	178 N	Maine	5 2
						97 N	Ga. Southern	2 3	179 H	Connecticut	0 7
									202 N	Col. of Charleston	3 1
									246 H	Central Conn. St.	8 0
									263 N	Southern U.	19 0
									264 N	Centenary (LA)	10 2
									272 A	Bryant	8 0
LAST 10 GAMES											
10 N	Georgia Tech	0 8	71 H	Virginia Tech	7 6						
46 H	Maryland	6 3	71 H	Virginia Tech	5 11						
46 H	Maryland	1 5	32 H	Virginia	2 4						
26 A	Massachusetts	1 3	32 H	Virginia	4 6						
71 H	Virginia Tech	2 8	32 H	Virginia	1 13						

Non-Div. I Games:

Boston College

[illegible]

Non-Div. I Games:

Bellarmino

7 5

Bellarmino

4 1

Morehead St.

More heads.
st.

M
o
r
e
h
e
a
d
s
t
.

Morehead St.

[illegible]

Non-Div. I Games:

Pittsburgh

RPI	S	Opponent	Score	
197	N	Minnesota	2	0
197	N	Minnesota	4	2
203	N	IPFW	5	2
207	N	Fairfield	14	1
207	N	Fairfield	4	5
242	H	St. Francis (PA)	9	0
242	H	St. Francis (PA)	4	0
249	H	Youngstown St.	6	3
249	H	Youngstown St.	5	1
257	N	Oakland	4	2

Pittsburgh

[illegible]

Non-Div. I Games:

Canisius

Canisius

M
e
r
c
e
r

Mercer					Through Games Of Tuesday, June 10							
Average RPI Win:		169	WON-LOST	WINNING	LAST 10	STRENGTH OF SCHEDULE	OPP. STRENGTH OF SCHEDULE	TEAM RPI	ADJ RPI		CONF. RPI	ADJ CONF. RPI
Average RPI Loss:		99	RECORD	PCT. RANK	GAMES							
DIV. I ONLY			25-30-0	.45455 172	4-6-0	106	143	143	.49344 141	11	11	
DIV. I NON-CONF.			18-17-0	.51429 132	0-0-0	115	168	114	.51157 115	13	13	
TOTALS		RPI 1-25	RPI 26-50		W-L RECORDS	RPI 51-100		RPI 101-150		RPI 150+		
25-30-0	0-3-0	1-3-0		OVERALL	4-13-0		4-4-0		16-7-0			
12-7-0	0-0-0	1-2-0		HOME	2-2-0		2-0-0		7-3-0			
6-14-0	0-3-0	0-0-0		AWAY	1-6-0		0-2-0		5-3-0			
7-9-0	0-0-0	0-1-0		NEUTRAL	1-5-0		2-2-0		4-1-0			
18-17-0	0-3-0	0-2-0		NON-CONFERENCE	2-7-0		2-2-0		14-3-0			
6-3-0	0-0-0	0-1-0		HOME	1-1-0		0-0-0		5-1-0			
5-5-0	0-3-0	0-0-		AWAY	0-1-0		0-0-0		5-1-0			
7-9-0	0-0-0	0-1-0		NEUTRAL	1-5-0		2-2-0		4-1-0			
7-13-0	0-0-0	1-1-0		CONFERENCE	2-6-0		2-2-0		2-4-0			
6-4-0	0-0-0	1-1-0		HOME	1-1-0		2-0-0		2-2-0			
1-9-0	0-0-0	0-0-0		AWAY	1-5-0		0-2-0		0-2-0			
0-0-0	0-0-0	0-0-0		NEUTRAL	0-0-0		0-0-0		0-0-0			
RPI S	Opponent	Score	RPI S	Opponent	Score	RPI S	Opponent	Score	RPI S	Opponent	Score	
10 A	Georgia Tech	2 8	27 N	Fordham	0 4	52 N	Southern Ill.	1 3	108 A	Fla. Gulf Coast	2 5	
10 A	Georgia Tech	5 10	36 H	Lipscomb	1 2	55 N	Ball St.	9 1	108 A	Fla. Gulf Coast	3 4	
22 A	Florida St.	1 2	36 H	Lipscomb	3 1	62 N	Mississippi	0 11	113 N	Middle Tenn.	8 4	
			38 H	Auburn	0 4	63 A	S.C. Upstate	0 2	116 N	Southern Miss.	3 4	
						63 A	S.C. Upstate	5 4	116 N	Southern Miss.	1 9	
						64 N	Tulsa	0 4	117 N	James Madison	3 1	
						65 A	Georgia St.	5 8	133 H	North Florida	4 0	
						65 N	Georgia St.	2 3	133 H	North Florida	2 1	
						79 A	Stetson	1 2	155 H	Campbell	0 2	
						79 A	Stetson	4 5	155 H	Campbell	1 0	
						94 A	Kennesaw St.	3 4	162 A	Furman	5 3	
						94 A	Kennesaw St.	5 9	162 A	Furman	2 0	
						97 H	Ga. Southern	0 1	164 N	Tennessee Tech	1 0	
						97 H	Ga. Southern	1 0	164 N	Tennessee Tech	9 1	
						99 H	Jacksonville	0 5	174 N	Iona	8 0	
						99 H	Jacksonville	1 0	180 N	Seton Hall	2 6	
						100 N	Western Ill.	0 4	190 A	Samford	5 0	
									190 A	Samford	0 1	
									193 A	East Tenn. St.	4 5	
									193 A	East Tenn. St.	2 5	
									198 H	Florida A&M	0 8	
									198 H	Florida A&M	11 0	
									211 N	Rhode Island	1 0	
									239 H	South Dakota St.	7 1	
									239 H	South Dakota St.	2 1	
									255 A	Alabama St.	5 1	
									255 A	Alabama St.	6 2	

Non-Div. I Games:

Mercer

RPI	S	Opponent	Score	
256	H	Belmont	10	0
256	H	Belmont	1	3
280	H	Savannah St.	18	0
280	H	Savannah St.	6	0

Mercer

M
e
r
c
e
r

M
e
r
c
e
r

Average RPI Win: 192		WON-LOST RECORD		WINNING PCT. RANK		LAST 10 GAMES		STRENGTH OF SCHEDULE		OPP. STRENGTH OF SCHEDULE		TEAM RPI		ADJ RPI		CONF. RPI		ADJ CONF. RPI	
DIV. I ONLY		33-25-0		.56897 92		7-3-0		175		189		126		.49279 142		26		26	
DIV. I NON-CONF.		16-17-0		.48485 147		1-2-0		114		97		117		.50679 121		25		24	
TOTALS		RPI 1-25		RPI 26-50		W-L RECORDS		RPI 51-100		RPI 101-150		RPI 150+							
33-25-0		0-4-0		0-3-0		OVERALL		5-8-0		5-0-0		23-10-0							
10-6-0		0-0-0		0-0-0		HOME		4-1-0		0-0-0		6-5-0							
10-13-0		0-3-0		0-2-0		AWAY		0-4-0		0-0-0		10-4-0							
13-6-0		0-1-0		0-1-0		NEUTRAL		1-3-0		5-0-0		7-1-0							
16-17-0		0-4-0		0-3-0		NON-CONFERENCE		1-7-0		5-0-0		10-3-0							
1-1-0		0-0-0		0-0-0		HOME		0-0-0		0-0-0		1-1-0							
2-10-0		0-3-0		0-0-		AWAY		0-4-0		0-0-0		2-1-0							
13-6-0		0-1-0		0-1-0		NEUTRAL		1-3-0		5-0-0		7-1-0							
17-8-0		0-0-0		0-0-0		CONFERENCE		4-1-0		0-0-0		13-7-0							
9-5-0		0-0-0		0-0-0		HOME		4-1-0		0-0-0		5-4-0							
8-3-0		0-0-0		0-0-0		AWAY		0-0-0		0-0-0		8-3-0							
0-0-0		0-0-0		0-0-0		NEUTRAL		0-0-0		0-0-0		0-0-0							
RPI S	Opponent	Score		RPI S	Opponent	Score		RPI S	Opponent	Score		RPI S	Opponent	Score					
2 A	Washington	0	3	29 N	Hofstra	11	12	53 N	Nebraska	1	5	105 N	Memphis	6	1				
4 N	Arizona	0	6	50 A	Houston	3	6	61 N	North Carolina St.	2	6	118 N	Wright St.	1	0				
17 A	Texas A&M	2	5	50 A	Houston	3	4	72 A	Creighton	1	14	118 N	Wright St.	7	1				
17 A	Texas A&M	0	4					72 A	Creighton	4	8	118 N	Wright St.	7	3				
								77 N	Purdue	3	5	149 N	Michigan St.	2	1				
								85 N	Cal St. Northridge	3	2	153 A	Sam Houston St.	7	2				
								88 A	South Fla.	1	7	153 A	Sam Houston St.	1	2				
								90 A	Colorado St.	2	3	163 N	Portland St.	2	1				
								100 H	Western Ill.	3	2	165 N	Ohio	5	0				
								100 H	Western Ill.	4	2	181 N	Utah St.	4	11				
								100 H	Western Ill.	7	4	181 N	Utah St.	9	1				
								100 H	Western Ill.	4	0	181 N	Utah St.	4	2				
								100 H	Western Ill.	2	4	185 N	Drexel	10	3				
												203 H	IPFW	3	9				
												203 H	IPFW	4	2				
												203 H	IPFW	1	2				
												203 H	IPFW	3	4				
												210 H	UMKC	8	0				
												210 H	UMKC	10	3				
												212 A	UC Santa Barbara	2	0				
												239 A	South Dakota St.	2	6				
												239 A	South Dakota St.	6	3				
												253 A	IUPUI	4	2				
												253 A	IUPUI	3	9				
												253 A	IUPUI	2	9				
												257 A	Oakland	6	0				
												257 A	Oakland	3	0				
LAST 10 GAMES				53 N	Nebraska	1	5	239 A	South Dakota St.	2	6	253 A	IUPUI	4	2				
				2 A	Washington	0	3	239 A	South Dakota St.	6	3	253 A	IUPUI	3	9				
				100 H	Western Ill.	4	0	210 H	UMKC	10	3	253 A	IUPUI	2	9				
				100 H	Western Ill.	3	2	210 H	UMKC	8	0	257 A	Oakland	6	0				
				203 H	IPFW	4	2	273 H	South Dakota	3	0	257 A	Oakland	3	0				

Non-Div. I Games:

North Dakota St.

RPI	S	Opponent	Score	
257	A	Oakland	4	0
260	N	Utah Valley	7	3
260	N	Utah Valley	12	6
264	A	Centenary (LA)	4	2
264	A	Centenary (LA)	11	3
264	A	Centenary (LA)	7	2
267	H	Southern Utah	7	0
267	H	Southern Utah	2	3
267	H	Southern Utah	8	0
273	H	South Dakota	3	0
273	H	South Dakota	0	1

North Dakota St.

N
o
r
t
h
D
a
k
o
t
a
S
t
.

N
o
r
t
h
D
a
k
o
t
a
S
t
.

Average RPI Win:	172	WON-LOST	WINNING	LAST 10	STRENGTH OF	OPP. STRENGTH	TEAM	ADJ	CONF.	ADJ CONF.			
Average RPI Loss:	77	RECORD	PCT. RANK	GAMES	SCHEDULE	OF SCHEDULE	RPI	RPI	RPI	RPI			
DIV. I ONLY		17-28-0	.37778	215	1-9-0	70	86	149	.49255	143	9	9	
DIV. I NON-CONF.		13-12-0	.52	122	0-0-0	111	100	102	.51877	102	10	10	
<hr/>													
TOTALS	RPI 1-25	RPI 26-50		W-L RECORDS		RPI 51-100		RPI 101-150		RPI 150+			
17-28-0	0-11-0	1-3-0		OVERALL		3-1-0		2-7-0		11-6-0			
8-11-0	0-3-0	1-2-0		HOME		0-0-0		0-3-0		7-3-0			
3-10-0	0-3-0	0-0-0		AWAY		0-0-0		2-4-0		1-3-0			
6-7-0	0-5-0	0-1-0		NEUTRAL		3-1-0		0-0-0		3-0-0			
13-12-0	0-8-0	0-1-0		NON-CONFERENCE		3-1-0		0-0-0		10-2-0			
6-1-0	0-0-0	0-0-0		HOME		0-0-0		0-0-0		6-1-0			
1-4-0	0-3-0	0-0-		AWAY		0-0-0		0-0-0		1-1-0			
6-7-0	0-5-0	0-1-0		NEUTRAL		3-1-0		0-0-0		3-0-0			
4-16-0	0-3-0	1-2-0		CONFERENCE		0-0-0		2-7-0		1-4-0			
2-10-0	0-3-0	1-2-0		HOME		0-0-0		0-3-0		1-2-0			
2-6-0	0-0-0	0-0-0		AWAY		0-0-0		2-4-0		0-2-0			
0-0-0	0-0-0	0-0-0		NEUTRAL		0-0-0		0-0-0		0-0-0			
<hr/>													
RPI S	Opponent	Score		RPI S	Opponent	Score		RPI S	Opponent	Score			
2 N	Washington	0	8	33 N	Louisville	3	5	54 N	Northwestern	6	4		
4 N	Arizona	5	10	41 H	Fresno St.	5	8	58 N	Oregon St.	5	4		
7 A	Oklahoma	7	8	41 H	Fresno St.	7	5	90 N	Colorado St.	0	4		
11 H	Hawaii	2	11	41 H	Fresno St.	1	4	90 N	Colorado St.	1	0		
11 H	Hawaii	2	6										
11 H	Hawaii	0	20										
17 N	Texas A&M	4	6										
18 A	Oklahoma St.	1	7										
18 N	Oklahoma St.	2	5										
19 N	Illinois	4	7										
20 A	Stanford	2	10										
				LAST 10 GAMES									
				172 H Boise St.				0	11	114 A Louisiana Tech		3	9
				172 H Boise St.				1	8	11 H Hawaii		2	11
				172 H Boise St.				9	8	11 H Hawaii		0	20
				114 A Louisiana Tech				7	9	11 H Hawaii		2	6
				114 A Louisiana Tech				1	3	125 A New Mexico St.		4	10
										267 H Southern Utah		7	1
										267 H Southern Utah		11	2
										282 H Weber St.		12	1
										282 H Weber St.		10	5
										282 H Weber St.		8	0

Non-Div. I Games:

Nevada

Average RPI Win:	214	WON-LOST	WINNING	LAST 10	STRENGTH OF	OPP. STRENGTH	TEAM	ADJ	CONF.	ADJ CONF.	
Average RPI Loss:	116	RECORD	PCT. RANK	GAMES	SCHEDULE	OF SCHEDULE	RPI	RPI	RPI	RPI	
DIV. I ONLY	35-21-0	.625	57	5-5-0	251	205	150	.49115	144	21	21
DIV. I NON-CONF.	20-10-0	.66667	48	0-0-0	273	213	159	.48597	157	22	22
<hr/>											
TOTALS	RPI 1-25	RPI 26-50		W-L RECORDS		RPI 51-100		RPI 101-150		RPI 150+	
35-21-0	0-0-0	0-2-0		OVERALL		1-7-0		4-9-0		30-3-0	
12-1-0	0-0-0	0-0-0		HOME		0-0-0		1-1-0		11-0-0	
8-17-0	0-0-0	0-2-0		AWAY		1-7-0		2-7-0		5-1-0	
15-3-0	0-0-0	0-0-0		NEUTRAL		0-0-0		1-1-0		14-2-0	
<hr/>											
20-10-0	0-0-0	0-2-0		NON-CONFERENCE		1-3-0		1-2-0		18-3-0	
4-0-0	0-0-0	0-0-0		HOME		0-0-0		0-0-0		4-0-0	
4-8-0	0-0-0	0-0-		AWAY		1-3-0		1-2-0		2-1-0	
12-2-0	0-0-0	0-0-0		NEUTRAL		0-0-0		0-0-0		12-2-0	
<hr/>											
15-11-0	0-0-0	0-0-0		CONFERENCE		0-4-0		3-7-0		12-0-0	
8-1-0	0-0-0	0-0-0		HOME		0-0-0		1-1-0		7-0-0	
4-9-0	0-0-0	0-0-0		AWAY		0-4-0		1-5-0		3-0-0	
3-1-0	0-0-0	0-0-0		NEUTRAL		0-0-0		1-1-0		2-0-0	
<hr/>											
RPI	S	Opponent	Score	RPI	S	Opponent	Score	RPI	S	Opponent	Score
				35	A	Notre Dame	6 7	77	A	Purdue	0 9
				38	A	Auburn	3 6	77	A	Purdue	3 5
								91	A	Cleveland St.	1 5
								91	A	Cleveland St.	0 1
								91	A	Cleveland St.	0 7
								91	A	Cleveland St.	2 3
								93	A	Kansas	6 5
								93	A	Kansas	5 6

Non-Div. I Games:

Valparaiso

RPI	S	Opponent	Score	
231	N	Dayton	2	1
231	N	Dayton	4	1
242	N	St. Francis (PA)	6	1
243	N	Holy Cross	7	5
243	N	Holy Cross	8	0
249	H	Youngstown St.	8	0
249	H	Youngstown St.	4	1
249	H	Youngstown St.	9	8
251	A	Tennessee St.	4	3
251	N	Tennessee St.	8	0
253	H	IUPUI	4	0
253	H	IUPUI	2	1
255	N	Alabama St.	5	0
268	N	North Dakota	9	1
273	N	South Dakota	4	3
277	A	Detroit	10	0
277	A	Detroit	16	1
277	A	Detroit	18	2
289	N	Alabama A&M	14	1

Valparaiso

V
a
l
p
a
r
a
i
s
o




V
a
l
p
a
r
a
i
s
o

Average RPI Win: 148		WON-LOST	WINNING	LAST 10	STRENGTH OF		OPP. STRENGTH	TEAM	ADJ	CONF.	ADJ CONF.
Average RPI Loss: 97		RECORD	PCT. RANK	GAMES	SCHEDULE		OF SCHEDULE	RPI	RPI	RPI	RPI
DIV. I ONLY		22-31-0	.41509	193	6-4-0		97	113	154	.491	145
DIV. I NON-CONF.		11-16-0	.40741	187	1-1-0		81	101	131	.50134	129
TOTALS		RPI 1-25	RPI 26-50		W-L RECORDS		RPI 51-100		RPI 101-150		RPI 150+
22-31-0	0-4-0	1-4-0		OVERALL		6-12-0		4-3-0		11-8-0	
6-9-0	0-1-0	0-0-0		HOME		1-6-0		2-1-0		3-1-0	
12-16-0	0-3-0	1-3-0		AWAY		5-3-0		2-1-0		4-6-0	
4-6-0	0-0-0	0-1-0		NEUTRAL		0-3-0		0-1-0		4-1-0	
11-16-0	0-4-0	1-2-0		NON-CONFERENCE		2-5-0		4-2-0		4-3-0	
2-2-0	0-1-0	0-0-0		HOME		0-1-0		2-0-0		0-0-0	
5-9-0	0-3-0	1-0-		AWAY		2-2-0		2-1-0		0-2-0	
4-5-0	0-0-0	0-1-0		NEUTRAL		0-2-0		0-1-0		4-1-0	
11-15-0	0-0-0	0-2-0		CONFERENCE		4-7-0		0-1-0		7-5-0	
4-7-0	0-0-0	0-0-0		HOME		1-5-0		0-1-0		3-1-0	
7-7-0	0-0-0	0-2-0		AWAY		3-1-0		0-0-0		4-4-0	
0-1-0	0-0-0	0-0-0		NEUTRAL		0-1-0		0-0-0		0-0-0	
RPI S	Opponent	Score	RPI S	Opponent	Score	RPI S	Opponent	Score	RPI S	Opponent	Score
8 A	Missouri	0 8	44 A	Texas Tech	0 8	52 H	Southern Ill.	5 2	105 A	Memphis	4 1
8 A	Missouri	1 6	44 A	Texas Tech	5 2	52 H	Southern Ill.	4 9	105 A	Memphis	2 11
18 A	Oklahoma St.	0 1	44 N	Texas Tech	1 2	52 H	Southern Ill.	1 3	106 A	Texas-Arlington	3 2
18 H	Oklahoma St.	0 2	45 A	Illinois St.	2 10	60 H	Baylor	0 8	106 H	Texas-Arlington	1 0
			45 A	Illinois St.	1 9	64 A	Tulsa	6 4	106 N	Texas-Arlington	1 3
						64 A	Tulsa	0 7	110 H	UNI	3 5
						64 N	Tulsa	5 8	124 H	Rutgers	6 3
						72 H	Creighton	1 5	172 N	Boise St.	3 4
						72 H	Creighton	0 12	172 N	Boise St.	7 1
						72 H	Creighton	6 8	173 A	Missouri St.	5 3
						72 N	Creighton	4 5	173 A	Missouri St.	5 1
						75 N	UTEP	0 2	173 H	Missouri St.	0 1
						84 A	Drake	1 0	201 H	Bradley	5 1
						84 A	Drake	0 8	201 H	Bradley	3 2
						84 A	Drake	1 0	201 H	Bradley	9 7
						84 A	Drake	6 1	205 N	Central Ark.	9 1
						93 A	Kansas	4 1	210 A	UMKC	1 2
						93 A	Kansas	2 9	210 A	UMKC	0 4
									215 A	Evansville	2 3
									215 A	Evansville	1 3
									215 A	Evansville	7 4
									216 A	Indiana St.	2 0
									216 A	Indiana St.	2 3
									216 A	Indiana St.	0 1
									275 N	Texas Southern	8 5
									287 N	Prairie View	11 0
			LAST 10 GAMES								
			72 N	Creighton	4 5	201 H	Bradley	3 2			
			84 A	Drake	1 0	201 H	Bradley	9 7			
			216 A	Indiana St.	0 1	201 H	Bradley	5 1			
			216 A	Indiana St.	2 0	93 A	Kansas	2 9			
			216 A	Indiana St.	2 3	93 A	Kansas	4 1			

Non-Div. I Games:

Wichita St.

U
T
S
A

 Tie,  Loss,  Non-Conf, S Site, H Home, A Away, N Neutral Page 221

RPI	S	Opponent	Score	
266	H	Houston Baptist	5	2

UTSA

U
T
S
A

U
T
S
A

Average RPI Win:	217	WON-LOST RECORD	WINNING PCT. RANK	LAST 10 GAMES	STRENGTH OF SCHEDULE	OPP. STRENGTH OF SCHEDULE	TEAM RPI	ADJ RPI	CONF. RPI	ADJ CONF. RPI		
DIV. I ONLY		28-20-0	.58333	85	5-5-0	195	237	142	.49056	147	24	24
DIV. I NON-CONF.		14-12-0	.53846	115	2-1-0	166	227	144	.4952	144	26	25
<hr/>												
TOTALS	RPI 1-25	RPI 26-50		W-L RECORDS		RPI 51-100		RPI 101-150		RPI 150+		
28-20-0	0-0-0	0-5-0		OVERALL		1-2-0		3-8-0		24-5-0		
10-4-0	0-0-0	0-0-0		HOME		0-1-0		0-1-0		10-2-0		
11-7-0	0-0-0	0-2-0		AWAY		1-0-0		1-4-0		9-1-0		
7-9-0	0-0-0	0-3-0		NEUTRAL		0-1-0		2-3-0		5-2-0		
14-12-0	0-0-0	0-2-0		NON-CONFERENCE		1-2-0		3-6-0		10-2-0		
4-1-0	0-0-0	0-0-0		HOME		0-1-0		0-0-0		4-0-0		
4-4-0	0-0-0	0-0-		AWAY		1-0-0		1-4-0		2-0-0		
6-7-0	0-0-0	0-2-0		NEUTRAL		0-1-0		2-2-0		4-2-0		
14-8-0	0-0-0	0-3-0		CONFERENCE		0-0-0		0-2-0		14-3-0		
6-3-0	0-0-0	0-0-0		HOME		0-0-0		0-1-0		6-2-0		
7-3-0	0-0-0	0-2-0		AWAY		0-0-0		0-0-0		7-1-0		
1-2-0	0-0-0	0-1-0		NEUTRAL		0-0-0		0-1-0		1-0-0		
RPI	S	Opponent	Score	RPI	S	Opponent	Score	RPI	S	Opponent	Score	
26	N	Massachusetts	1 6	67	N	Boston U.	5 8	121	N	Central Mich.	4 5	
42	N	FIU	6 7	87	A	Kent St.	7 3	132	N	Butler	0 3	
47	A	Long Island	3 4	91	H	Cleveland St.	1 6	134	A	Miami (OH)	1 6	
47	A	Long Island	1 10					135	H	Monmouth	8 13	
47	N	Long Island	0 9					135	N	Monmouth	4 5	
								139	A	Pittsburgh	1 7	
								139	A	Pittsburgh	3 2	
								140	A	Canisius	0 1	
								140	A	Canisius	1 10	
								140	N	Canisius	5 2	
								149	N	Michigan St.	5 1	
								151	N	St. Louis	2 4	
								192	A	Quinnipiac	0 1	
								192	A	Quinnipiac	6 5	
								192	N	Quinnipiac	3 0	
								207	N	Fairfield	3 2	
								213	A	Sacred Heart	10 3	
								213	A	Sacred Heart	1 0	
								220	A	Mt. St. Mary's	6 1	
								220	A	Mt. St. Mary's	7 3	
								222	N	Toledo	6 2	
								222	N	Toledo	3 2	
								222	N	Toledo	0 12	
								224	H	Akron	8 0	
								224	H	Akron	8 6	
								230	A	St. Bonaventure	7 1	
								230	A	St. Bonaventure	7 2	
LAST 10 GAMES												
135	N	Monmouth	4 5	87	A	Kent St.	7 3	222	N	Toledo	0 12	
192	N	Quinnipiac	3 0	261	A	Wagner	5 1	224	H	Akron	8 0	
47	N	Long Island	0 9	261	A	Wagner	8 7	224	H	Akron	8 6	
139	A	Pittsburgh	1 7	47	A	Long Island	1 10	230	A	St. Bonaventure	7 1	
139	A	Pittsburgh	3 2	47	A	Long Island	3 4	230	A	St. Bonaventure	7 2	

Non-Div. I Games:

Robert Morris

Robert Morris

Average RPI Win:	200	WON-LOST RECORD	WINNING PCT. RANK	LAST 10 GAMES		STRENGTH OF SCHEDULE	OPP. STRENGTH OF SCHEDULE	TEAM RPI	ADJ RPI	CONF. RPI	ADJ CONF. RPI			
DIV. I ONLY		32-24-0	.57143	91	7-3-0	186	229	139	.48888	148	30	30		
DIV. I NON-CONF.		19-21-0	.475	156	0-2-0	158	163	155	.48511	159	30	30		
<hr/>														
TOTALS	RPI 1-25	RPI 26-50		W-L RECORDS		RPI 51-100		RPI 101-150		RPI 150+				
32-24-0	0-1-0	0-5-0		OVERALL		4-6-0		4-3-0		24-9-0				
13-5-0	0-0-0	0-0-0		HOME		2-2-0		2-0-0		9-3-0				
9-9-0	0-1-0	0-3-0		AWAY		2-3-0		0-0-0		7-2-0				
10-10-0	0-0-0	0-2-0		NEUTRAL		0-1-0		2-3-0		8-4-0				
19-21-0	0-1-0	0-5-0		NON-CONFERENCE		4-6-0		4-3-0		11-6-0				
8-4-0	0-0-0	0-0-0		HOME		2-2-0		2-0-0		4-2-0				
5-7-0	0-1-0	0-0-		AWAY		2-3-0		0-0-0		3-0-0				
6-10-0	0-0-0	0-2-0		NEUTRAL		0-1-0		2-3-0		4-4-0				
13-3-0	0-0-0	0-0-0		CONFERENCE		0-0-0		0-0-0		13-3-0				
5-1-0	0-0-0	0-0-0		HOME		0-0-0		0-0-0		5-1-0				
4-2-0	0-0-0	0-0-0		AWAY		0-0-0		0-0-0		4-2-0				
4-0-0	0-0-0	0-0-0		NEUTRAL		0-0-0		0-0-0		4-0-0				
<hr/>														
RPI	S	Opponent	Score		RPI	S	Opponent	Score		RPI	S	Opponent	Score	
6	A	Florida	0	6	39	A	UCF	4	7	71	N	Virginia Tech	3	14
					42	A	FIU	1	15	79	A	Stetson	3	2
					42	A	FIU	2	3	79	A	Stetson	3	10
					42	N	FIU	0	2	82	H	Cornell	9	6
					47	N	Long Island	1	4	82	H	Cornell	3	8
										89	H	Towson	5	4
										89	H	Towson	2	3
										99	A	Jacksonville	0	2
										99	A	Jacksonville	5	3
										99	A	Jacksonville	0	2

Non-Div. I Games:

Bethune-Cookman

RPI	S	Opponent	Score	
247	N	Yale	2	1
255	H	Alabama St.	5	6
255	H	Alabama St.	9	1
270	N	Hampton	8	0
276	A	Norfolk St.	5	3
276	A	Norfolk St.	7	0
276	A	Norfolk St.	1	3
281	A	Winston-Salem	5	2
281	A	Winston-Salem	6	0
281	A	Winston-Salem	4	2
285	H	South Carolina St.	9	5
285	H	South Carolina St.	2	4
285	H	South Carolina St.	11	2

Bethune-Cookman

B
e
t
h
u
n
e
-
C
o
o
k
m
a
n

B
e
t
h
u
n
e
-
C
o
o
k
m
a
n

Average RPI Win: 176		WON-LOST RECORD		WINNING PCT. RANK		LAST 10 GAMES		STRENGTH OF SCHEDULE		OPP. STRENGTH OF SCHEDULE		TEAM RPI		ADJ RPI		CONF. RPI		ADJ CONF. RPI					
Average RPI Loss: 74																							
DIV. I ONLY		21-31-0		.40385 199		3-7-0		107		78		155		.48872 149		7		6					
DIV. I NON-CONF.		16-16-0		.5 134		2-0-0		154		136		137		.49998 132		6		5					
TOTALS		RPI 1-25		RPI 26-50		W-L RECORDS		RPI 51-100		RPI 101-150		RPI 150+											
21-31-0		0-6-0		1-4-0		OVERALL		2-13-0		3-6-0		15-2-0											
6-9-0		0-3-0		0-2-0		HOME		0-4-0		0-0-0		6-0-0											
5-14-0		0-1-0		1-1-0		AWAY		2-8-0		0-2-0		2-2-0											
10-8-0		0-2-0		0-1-0		NEUTRAL		0-1-0		3-4-0		7-0-0											
16-16-0		0-2-0		1-2-0		NON-CONFERENCE		1-6-0		3-6-0		11-0-0											
4-0-0		0-0-0		0-0-0		HOME		0-0-0		0-0-0		4-0-0											
2-8-0		0-0-0		1-0-		AWAY		1-5-0		0-2-0		0-0-0											
10-8-0		0-2-0		0-1-0		NEUTRAL		0-1-0		3-4-0		7-0-0											
5-15-0		0-4-0		0-2-0		CONFERENCE		1-7-0		0-0-0		4-2-0											
2-9-0		0-3-0		0-2-0		HOME		0-4-0		0-0-0		2-0-0											
3-6-0		0-1-0		0-0-0		AWAY		1-3-0		0-0-0		2-2-0											
0-0-0		0-0-0		0-0-0		NEUTRAL		0-0-0		0-0-0		0-0-0											
RPI	S	Opponent		Score		RPI	S	Opponent		Score		RPI	S	Opponent		Score		RPI	S	Opponent		Score	
5	A	Michigan		0 10		29	N	Hofstra		1 2		54	H	Northwestern		0 9		101	N	Marshall		4 6	
5	H	Michigan		1 4		30	H	Ohio St.		3 12		54	H	Northwestern		0 15		101	N	Marshall		1 2	
19	H	Illinois		1 11		30	H	Ohio St.		3 7		61	N	North Carolina St.		0 4		118	N	Wright St.		10 2	
19	H	Illinois		0 5		42	A	FIU		2 7		70	A	Fla. Atlantic		0 1		121	A	Central Mich.		1 5	
22	N	Florida St.		1 3		42	A	FIU		4 1		73	A	Penn St.		1 2		134	A	Miami (OH)		1 3	
22	N	Florida St.		0 7								73	A	Penn St.		1 0		134	N	Miami (OH)		8 0	
												74	H	Iowa		6 7		140	N	Canisius		4 3	
												74	H	Iowa		1 3		142	N	North Dakota St.		1 2	
												77	A	Purdue		0 2		147	N	Robert Morris		1 5	
												77	A	Purdue		2 10		170	A	Wisconsin		1 6	
												79	A	Stetson		8 0		170	A	Wisconsin		11 3	
												85	A	Cal St. Northridge		5 6		173	N	Missouri St.		1 0	
												85	A	Cal St. Northridge		1 6		179	N	Connecticut		4 1	
												85	A	Cal St. Northridge		3 4		194	A	Indiana		5 2	
												88	A	South Fla.		1 2		194	A	Indiana		4 6	
																		197	H	Minnesota		7 6	
																		197	H	Minnesota		2 1	
																		198	N	Florida A&M		2 0	
																		199	H	Eastern Mich.		9 2	
																		199	N	Eastern Mich.		3 0	
																		200	H	Western Mich.		5 3	
																		222	N	Toledo		2 0	
																		234	N	George Washington		6 2	
																		234	N	George Washington		8 0	
																		257	H	Oakland		5 4	
																		257	H	Oakland		4 0	
																		77	A	Purdue		2 10	
																		77	A	Purdue		0 2	

Non-Div. I Games:

Michigan St.

Average RPI Win: 172		WON-LOST	WINNING	LAST 10	STRENGTH OF		OPP. STRENGTH	TEAM	ADJ	CONF.	ADJ CONF.
Average RPI Loss: 95		RECORD	PCT. RANK	GAMES	SCHEDULE		OF SCHEDULE	RPI	RPI	RPI	RPI
DIV. I ONLY		22-35-0	.38596	209	5-5-0		77	140	158	.48754	150
DIV. I NON-CONF.		7-24-0	.22581	248	0-0-0		63	42	196	.46613	190
TOTALS		RPI 1-25	RPI 26-50		W-L RECORDS		RPI 51-100		RPI 101-150		RPI 150+
22-35-0		0-5-0	0-4-0		OVERALL		5-9-0		5-11-0		12-6-0
7-4-0		0-0-0	0-0-0		HOME		1-1-0		3-3-0		3-0-0
9-15-0		0-2-0	0-1-0		AWAY		1-4-0		1-4-0		7-4-0
6-16-0		0-3-0	0-3-0		NEUTRAL		3-4-0		1-4-0		2-2-0
7-24-0		0-5-0	0-4-0		NON-CONFERENCE		4-7-0		1-4-0		2-4-0
1-1-0		0-0-0	0-0-0		HOME		1-1-0		0-0-0		0-0-0
0-9-0		0-2-0	0-0-		AWAY		0-2-0		0-2-0		0-2-0
6-14-0		0-3-0	0-3-0		NEUTRAL		3-4-0		1-2-0		2-2-0
15-11-0		0-0-0	0-0-0		CONFERENCE		1-2-0		4-7-0		10-2-0
6-3-0		0-0-0	0-0-0		HOME		0-0-0		3-3-0		3-0-0
9-6-0		0-0-0	0-0-0		AWAY		1-2-0		1-2-0		7-2-0
0-2-0		0-0-0	0-0-0		NEUTRAL		0-0-0		0-2-0		0-0-0
RPI S	Opponent	Score	RPI S	Opponent	Score	RPI S	Opponent	Score	RPI S	Opponent	Score
4 A	Arizona	0 8	26 N	Massachusetts	4 5	52 A	Southern Ill.	0 7	103 A	Long Beach St.	3 5
15 N	California	1 8	26 N	Massachusetts	0 5	52 N	Southern Ill.	9 1	103 A	Long Beach St.	2 3
17 N	Texas A&M	0 5	31 N	BYU	1 3	54 A	Northwestern	1 6	103 N	Long Beach St.	3 4
21 N	Oregon	5 6	42 A	FIU	1 2	58 N	Oregon St.	4 9	118 H	Wright St.	5 4
23 A	DePaul	0 3				61 N	North Carolina St.	3 1	118 H	Wright St.	1 5
						72 N	Creighton	6 3	118 H	Wright St.	9 11
						91 A	Cleveland St.	1 6	128 N	St. John's (NY)	3 4
						91 A	Cleveland St.	3 4	132 A	Butler	2 3
						91 A	Cleveland St.	12 0	132 A	Butler	5 0
						93 N	Kansas	3 4	132 A	Butler	1 7
						93 N	Kansas	5 7	132 N	Butler	1 4
						100 H	Western Ill.	3 1	133 N	North Florida	4 1
						100 H	Western Ill.	3 6	144 H	Valparaiso	1 9
						100 N	Western Ill.	1 3	144 H	Valparaiso	4 3
									144 H	Valparaiso	5 2
									144 N	Valparaiso	3 4
									158 A	Loyola (IL)	5 6
									158 A	Loyola (IL)	1 5
									158 A	Loyola (IL)	5 0
									169 N	SIU Edwardsville	1 4
									177 A	Northern Ill.	8 12
									184 A	San Diego	7 8
									188 H	Green Bay	5 4
									188 H	Green Bay	5 2
									188 H	Green Bay	2 1
									194 N	Indiana	6 3
									197 N	Minnesota	4 7
			LAST 10 GAMES								
			144 N	Valparaiso	3 4	277 A	Detroit	12 3			
			132 N	Butler	1 4	277 A	Detroit	12 0			
			118 H	Wright St.	1 5	277 A	Detroit	14 0			
			118 H	Wright St.	5 4	158 A	Loyola (IL)	5 0			
			118 H	Wright St.	9 11	158 A	Loyola (IL)	5 6			

Non-Div. I Games:

Ill.-Chicago

RPI	S	Opponent	Score	
235	N	Northern Colo.	3	0
249	A	Youngstown St.	11	1
249	A	Youngstown St.	8	0
249	A	Youngstown St.	5	4
277	A	Detroit	14	0
277	A	Detroit	12	0
277	A	Detroit	12	3

Ill.-Chicago

I
l
l
.
-
C
h
i
c
a
g
o

I
l
l
.
-
C
h
i
c
a
g
o

RPI	S	Opponent	Score	
231	A	Dayton	6	0
233	A	La Salle	2	8
233	A	La Salle	1	0
234	H	George Washington	5	0
234	H	George Washington	3	0
238	A	Southeastern La.	3	1
249	N	Youngstown St.	3	5
273	N	South Dakota	18	1
277	N	Detroit	8	2
278	N	Jackson St.	6	2
283	N	Grambling	1	0

St. Louis

S
t
.
L
o
u
i
s

S
t
.
L
o
u
i
s

Average RPI Win:	202	WON-LOST	WINNING	LAST 10	STRENGTH OF	OPP. STRENGTH	TEAM	ADJ	CONF.	ADJ CONF.	
Average RPI Loss:	141	RECORD	PCT. RANK	GAMES	SCHEDULE	OF SCHEDULE	RPI	RPI	RPI	RPI	
DIV. I ONLY	24-19-0	.55814	96	3-7-0	193	221	147	.48742	152	19	19
DIV. I NON-CONF.	16-9-0	.64	66	1-3-0	237	256	138	.49331	148	20	20
<hr/>											
TOTALS	RPI 1-25	RPI 26-50		W-L RECORDS		RPI 51-100		RPI 101-150		RPI 150+	
24-19-0	0-0-0	0-1-0		OVERALL		1-6-0		3-2-0		20-10-0	
11-7-0	0-0-0	0-0-0		HOME		0-3-0		2-1-0		9-3-0	
7-10-0	0-0-0	0-1-0		AWAY		1-3-0		0-0-0		6-6-0	
6-2-0	0-0-0	0-0-0		NEUTRAL		0-0-0		1-1-0		5-1-0	
16-9-0	0-0-0	0-1-0		NON-CONFERENCE		1-3-0		1-1-0		14-4-0	
4-5-0	0-0-0	0-0-0		HOME		0-3-0		0-0-0		4-2-0	
6-2-0	0-0-0	0-0-		AWAY		1-0-0		0-0-0		5-1-0	
6-2-0	0-0-0	0-0-0		NEUTRAL		0-0-0		1-1-0		5-1-0	
8-10-0	0-0-0	0-0-0		CONFERENCE		0-3-0		2-1-0		6-6-0	
7-2-0	0-0-0	0-0-0		HOME		0-0-0		2-1-0		5-1-0	
1-8-0	0-0-0	0-0-0		AWAY		0-3-0		0-0-0		1-5-0	
0-0-0	0-0-0	0-0-0		NEUTRAL		0-0-0		0-0-0		0-0-0	
RPI	S	Opponent	Score	RPI	S	Opponent	Score	RPI	S	Opponent	Score
36	A	Lipscomb	4 5	67	A	Boston U.	1 3	107	H	Stony Brook	5 4
				67	A	Boston U.	6 7	107	H	Stony Brook	3 4
				67	A	Boston U.	3 7	107	H	Stony Brook	4 1
				82	H	Cornell	5 7	140	N	Canisius	2 3
				82	H	Cornell	2 7	140	N	Canisius	1 0
				97	A	Ga. Southern	6 4	159	A	Albany (NY)	6 4
				97	H	Ga. Southern	4 6	159	A	Albany (NY)	4 5
								159	A	Albany (NY)	5 6
								160	N	Army	5 3
								166	H	UMBC	1 6
								166	H	UMBC	7 5
								166	H	UMBC	10 5
								178	A	Maine	0 4
								178	A	Maine	0 4
								178	A	Maine	2 3
								194	H	Niagara	2 9
								194	H	Niagara	8 0
								211	N	Rhode Island	3 1
								218	A	Colgate	8 1
								218	A	Colgate	8 5
								229	H	Hartford	9 0
								229	H	Hartford	8 7
								229	H	Hartford	14 3
								230	H	St. Bonaventure	6 8
								230	H	St. Bonaventure	7 5
								230	H	St. Bonaventure	7 5
								232	A	Delaware St.	2 1
								234	A	George Washington	2 4

Non-Div. I Games:

Binghamton

RPI	S	Opponent	Score	
241	H	Siena	7	6
241	H	Siena	2	1
242	N	St. Francis (PA)	7	0
242	N	St. Francis (PA)	9	1
257	N	Oakland	5	4
257	N	Oakland	2	4
271	A	Marist	8	0
271	A	Marist	9	0

[illegible]

Non-Div. I Games:

Sam Houston St.

Sam Houston St.

Average RPI Win:		181	WON-LOST RECORD		WINNING PCT. RANK		LAST 10 GAMES		STRENGTH OF SCHEDULE		OPP. STRENGTH OF SCHEDULE		TEAM RPI		ADJ RPI		CONF. RPI		ADJ CONF. RPI				
Average RPI Loss:		123																					
DIV. I ONLY			24-27-0		.47059	158	4-6-0		117		195		151		.48563		154	22		22			
DIV. I NON-CONF.			10-15-0		.4	190	0-1-0		89		171		151		.49051		152	21		21			
TOTALS		RPI 1-25		RPI 26-50		W-L RECORDS		RPI 51-100		RPI 101-150		RPI 150+											
24-27-0		0-2-0		0-1-0		OVERALL		5-9-0		1-8-0		18-7-0											
10-4-0		0-0-0		0-0-0		HOME		0-0-0		0-0-0		10-4-0											
7-18-0		0-1-0		0-1-0		AWAY		3-8-0		0-7-0		4-1-0											
7-5-0		0-1-0		0-0-0		NEUTRAL		2-1-0		1-1-0		4-2-0											
10-15-0		0-2-0		0-1-0		NON-CONFERENCE		3-5-0		0-5-0		7-2-0											
2-0-0		0-0-0		0-0-0		HOME		0-0-0		0-0-0		2-0-0											
3-11-0		0-1-0		0-0-		AWAY		1-4-0		0-4-0		2-1-0											
5-4-0		0-1-0		0-0-0		NEUTRAL		2-1-0		0-1-0		3-1-0											
14-12-0		0-0-0		0-0-0		CONFERENCE		2-4-0		1-3-0		11-5-0											
8-4-0		0-0-0		0-0-0		HOME		0-0-0		0-0-0		8-4-0											
4-7-0		0-0-0		0-0-0		AWAY		2-4-0		0-3-0		2-0-0											
2-1-0		0-0-0		0-0-0		NEUTRAL		0-0-0		1-0-0		1-1-0											
RPI	S	Opponent		Score		RPI	S	Opponent		Score		RPI	S	Opponent		Score		RPI	S	Opponent		Score	
19	A	Illinois		0	8	48	A	Arkansas		1	9	64	A	Tulsa		2	11	116	N	Southern Miss.		2	6
24	N	La.-Lafayette		0	11							65	A	Georgia St.		1	4	120	A	Western Ky.		4	7
												65	A	Georgia St.		6	2	120	A	Western Ky.		1	6
												68	A	Chattanooga		2	3	132	A	Butler		0	4
												68	A	Chattanooga		4	12	132	A	Butler		2	5
												69	N	Iowa St.		5	3	138	A	Morehead St.		3	7
												78	A	UT Martin		1	3	138	A	Morehead St.		1	6
												78	A	UT Martin		2	3	138	A	Morehead St.		0	2
												78	A	UT Martin		4	7	138	N	Morehead St.		9	4
												78	A	UT Martin		1	4	151	A	St. Louis		6	4
												81	A	Jacksonville St.		3	1	151	A	St. Louis		3	0
												81	A	Jacksonville St.		6	4	164	H	Tennessee Tech		1	0
												84	N	Drake		0	3	164	H	Tennessee Tech		4	2
												92	N	Texas St.		4	1	164	H	Tennessee Tech		6	3
																		164	N	Tennessee Tech		2	3
																		193	N	East Tenn. St.		1	2
																		206	N	Temple		12	2
																		210	N	UMKC		10	5
																		216	A	Indiana St.		4	5
																		226	H	Eastern Ky.		0	7
																		226	H	Eastern Ky.		4	3
																		226	H	Eastern Ky.		2	1
																		228	A	Southeast Mo. St.		10	2
																		228	A	Southeast Mo. St.		3	0
																		228	H	Southeast Mo. St.		2	0
																		239	N	South Dakota St.		6	1
																		240	H	Murray St.		4	1
LAST 10 GAMES																							
164 N Tennessee Tech						2	3	240 H Murray St.						3	6	228 A Southeast Mo. St.						10	2
138 N Morehead St.						9	4	240 H Murray St.						4	1	228 A Southeast Mo. St.						3	0
240 N Murray St.						5	4	245 H Austin Peay						3	5	228 H Southeast Mo. St.						2	0
78 A UT Martin						2	3	245 H Austin Peay						7	0	239 N South Dakota St.						6	1
240 H Murray St.						1	7	216 A Indiana St.						4	5	240 H Murray St.						4	1

Non-Div. I Games:

Eastern Ill.

RPI	S	Opponent	Score	
240	H	Murray St.	3	6
240	H	Murray St.	1	7
240	N	Murray St.	5	4
245	H	Austin Peay	7	0
245	H	Austin Peay	3	5
253	H	IUPUI	4	3
253	H	IUPUI	5	1

Eastern Ill.

E
a
s
t
e
r
n
I
l
l
.

E
a
s
t
e
r
n
I
l
l
.

Average RPI Win: 180		WON-LOST RECORD		WINNING PCT. RANK		LAST 10 GAMES		STRENGTH OF SCHEDULE		OPP. STRENGTH OF SCHEDULE		TEAM RPI		ADJ RPI		CONF. RPI		ADJ CONF. RPI	
DIV. I ONLY		23-31-1		.42727 187		5-5-0		115		119		157		.48536 155		11		11	
DIV. I NON-CONF.		13-19-1		.40909 186		0-0-0		149		147		174		.4743 175		13		13	
TOTALS		RPI 1-25		RPI 26-50		W-L RECORDS		RPI 51-100		RPI 101-150		RPI 150+							
23-31-1		1-6-0		0-4-0		OVERALL		5-13-0		4-6-1		13-2-0							
13-9-0		0-0-0		0-2-0		HOME		3-5-0		3-1-0		7-1-0							
8-14-1		1-6-0		0-0-0		AWAY		1-3-0		1-4-1		5-1-0							
2-8-0		0-0-0		0-2-0		NEUTRAL		1-5-0		0-1-0		1-0-0							
13-19-1		1-6-0		0-1-0		NON-CONFERENCE		2-7-0		1-3-1		9-2-0							
5-5-0		0-0-0		0-0-0		HOME		1-3-0		1-1-0		3-1-0							
6-8-1		1-6-0		0-0-		AWAY		0-0-0		0-1-1		5-1-0							
2-6-0		0-0-0		0-1-0		NEUTRAL		1-4-0		0-1-0		1-0-0							
10-12-0		0-0-0		0-3-0		CONFERENCE		3-6-0		3-3-0		4-0-0							
8-4-0		0-0-0		0-2-0		HOME		2-2-0		2-0-0		4-0-0							
2-6-0		0-0-0		0-0-0		AWAY		1-3-0		1-3-0		0-0-0							
0-2-0		0-0-0		0-1-0		NEUTRAL		0-1-0		0-0-0		0-0-0							
RPI	S	Opponent		Score		RPI	S	Opponent		Score		RPI	S	Opponent		Score			
6	A	Florida		0	7	34	N	East Carolina		2	7	61	H	North Carolina St.		0	3		
12	A	Tennessee		0	9	36	H	Lipscomb		1	4	61	H	North Carolina St.		4	3		
12	A	Tennessee		6	9	36	H	Lipscomb		0	2	63	H	S.C. Upstate		0	1		
13	A	LSU		1	2	36	N	Lipscomb		1	4	63	H	S.C. Upstate		2	1		
13	A	LSU		0	8							66	N	Syracuse		5	7		
25	A	North Carolina		2	5							76	N	Liberty		10	4		
25	A	North Carolina		6	4							79	A	Stetson		1	2		
												79	A	Stetson		0	6		
												86	H	Elon		6	8		
												86	H	Elon		2	5		
												93	N	Kansas		1	2		
												94	A	Kennesaw St.		0	8		
												94	A	Kennesaw St.		5	1		
												98	N	South Ala.		0	2		
												98	N	South Ala.		5	6		
												99	H	Jacksonville		0	2		
												99	H	Jacksonville		3	0		
												99	N	Jacksonville		0	1		
									</										

Non-Div. I Games:

Campbell

Pacific

Pacific				Through Games Of Tuesday, June 10										
Average RPI Win:		154	WON-LOST	WINNING	LAST 10	STRENGTH OF	OPP. STRENGTH	TEAM	ADJ	CONF.	ADJ CONF.			
Average RPI Loss:		99	RECORD	PCT. RANK	GAMES	SCHEDULE	OF SCHEDULE	RPI	RPI	RPI	RPI			
DIV. I ONLY			24-30-0	.44444	178	5-5-0	153	85	161	.48437	156	16	15	
DIV. I NON-CONF.			14-19-0	.42424	179	0-0-0	98	70	127	.5012	130	11	11	
TOTALS		RPI 1-25	RPI 26-50		W-L RECORDS		RPI 51-100		RPI 101-150		RPI 150+			
24-30-0		1-6-0	1-3-0		OVERALL		2-7-0		5-5-0		15-9-0			
11-12-0		0-0-0	0-0-0		HOME		0-3-0		3-4-0		8-5-0			
7-7-0		0-3-0	0-2-0		AWAY		0-0-0		2-1-0		5-1-0			
6-11-0		1-3-0	1-1-0		NEUTRAL		2-4-0		0-0-0		2-3-0			
14-19-0		1-6-0	1-3-0		NON-CONFERENCE		2-4-0		1-0-0		9-6-0			
8-3-0		0-0-0	0-0-0		HOME		0-0-0		1-0-0		7-3-0			
0-5-0		0-3-0	0-0-		AWAY		0-0-0		0-0-0		0-0-0			
6-11-0		1-3-0	1-1-0		NEUTRAL		2-4-0		0-0-0		2-3-0			
10-11-0		0-0-0	0-0-0		CONFERENCE		0-3-0		4-5-0		6-3-0			
3-9-0		0-0-0	0-0-0		HOME		0-3-0		2-4-0		1-2-0			
7-2-0		0-0-0	0-0-0		AWAY		0-0-0		2-1-0		5-1-0			
0-0-0		0-0-0	0-0-0		NEUTRAL		0-0-0		0-0-0		0-0-0			
RPI	S	Opponent	Score		RPI	S	Opponent	Score		RPI	S	Opponent	Score	
6	N	Florida	3	12	31	N	BYU	4	2	53	N	Nebraska	0	8
7	N	Oklahoma	0	9	31	N	BYU	1	3	53	N	Nebraska	2	11
12	N	Tennessee	4	3	41	A	Fresno St.	0	1	54	N	Northwestern	2	1
15	A	California	0	8	41	A	Fresno St.	0	1	54	N	Northwestern	4	2
16	A	Arizona St.	0	4						58	N	Oregon St.	2	7
20	A	Stanford	0	6						85	H	Cal St. Northridge	5	12
25	N	North Carolina	1	3						85	H	Cal St. Northridge	7	12
										85	H	Cal St. Northridge	1	2
										90	N	Colorado St.	0	10
										102	H	San Jose St.	7	2
										103	A	Long Beach St.	4	2
										103	A	Long Beach St.	3	2
										103	A	Long Beach St.	0	7
										104	H	Cal Poly	8	2
										104	H	Cal Poly	2	12
										104	H	Cal Poly	3	12
										119	H	UC Davis	1	2
										119	H	UC Davis	1	3
										119	H	UC Davis	2	1
										161	H	St. Mary's (CA)	6	7
										161	H	St. Mary's (CA)	4	0
										168	H	Cal St. Fullerton	3	4
										168	H	Cal St. Fullerton	8	6
										168	H	Cal St. Fullerton	1	2
										172	H	Boise St.	2	4
										172	H	Boise St.	9	1
										174	H	Iona	10	0
										174	H	Iona	7	0
										183	N	Sacramento St.	3	6
										183	N	Sacramento St.	2	3
										187	A	UC Riverside	3	4
										187	A	UC Riverside	11	2
										187	A	UC Riverside	6	4
										194	N	Indiana	2	0
										209	N	Cal St. Bakersfield	10	4
										212	A	UC Santa Barbara	4	0
					LAST 10 GAMES									
					104	H	Cal Poly	2	12	212	A	UC Santa Barbara	7	0
					104	H	Cal Poly	8	2	168	H	Cal St. Fullerton	1	2
					104	H	Cal Poly	3	12	168	H	Cal St. Fullerton	3	4
					212	A	UC Santa Barbara	4	0	168	H	Cal St. Fullerton	8	6
					212	A	UC Santa Barbara	7	0	119	H	UC Davis	1	3

Pacific

Non-Div. I Games:

Pacific

RPI	S	Opponent	Score	
212	A	UC Santa Barbara	7	0
212	A	UC Santa Barbara	7	0
244	H	Princeton	4	5
244	H	Princeton	10	0
252	H	Santa Clara	6	0
252	H	Santa Clara	5	0
252	N	Santa Clara	0	1

Pacific

P
a
c
i
f
i
c

P
a
c
i
f
i
c

Average RPI Win: 217		WON-LOST RECORD	WINNING PCT. RANK		LAST 10 GAMES	STRENGTH OF SCHEDULE		OPP. STRENGTH OF SCHEDULE		TEAM RPI	ADJ RPI		CONF. RPI	ADJ CONF. RPI	
Average RPI Loss: 164															
DIV. I ONLY		28-20-1	.58163	86	5-5-0	170		261		135	.48437	156	23	23	
DIV. I NON-CONF.		13-10-1	.5625	104	0-2-0	235		269		173	.46685	189	24	27	
TOTALS		RPI 1-25	RPI 26-50		W-L RECORDS		RPI 51-100		RPI 101-150		RPI 150+				
28-20-1	0-1-0	0-1-0		OVERALL		0-2-0		2-5-0		26-11-1					
8-5-1	0-0-0	0-0-0		HOME		0-0-0		0-0-0		8-5-1					
13-8-0	0-0-0	0-0-0		AWAY		0-0-0		1-5-0		12-3-0					
7-7-0	0-1-0	0-1-0		NEUTRAL		0-2-0		1-0-0		6-3-0					
13-10-1	0-1-0	0-1-0		NON-CONFERENCE		0-2-0		0-2-0		13-4-1					
1-0-1	0-0-0	0-0-0		HOME		0-0-0		0-0-0		1-0-1					
8-4-0	0-0-0	0-0-		AWAY		0-0-0		0-2-0		8-2-0					
4-6-0	0-1-0	0-1-0		NEUTRAL		0-2-0		0-0-0		4-2-0					
15-10-0	0-0-0	0-0-0		CONFERENCE		0-0-0		2-3-0		13-7-0					
7-5-0	0-0-0	0-0-0		HOME		0-0-0		0-0-0		7-5-0					
5-4-0	0-0-0	0-0-0		AWAY		0-0-0		1-3-0		4-1-0					
3-1-0	0-0-0	0-0-0		NEUTRAL		0-0-0		1-0-0		2-1-0					
RPI	S	Opponent	Score		RPI	S	Opponent	Score		RPI	S	Opponent	Score		
15	N	California	0	10	30	N	Ohio St.	0	6	82	N	Cornell	1	6	
										82	N	Cornell	6	10	
										122	A	Lehigh	1	9	
										122	A	Lehigh	5	1	
										122	A	Lehigh	8	10	
										122	A	Lehigh	2	4	
										122	N	Lehigh	4	3	
										130	A	Loyola Marymount	1	10	
										130	A	Loyola Marymount	2	14	
										160	A	Army	2	1	
										160	H	Army	4	0	
										160	H	Army	1	2	
										160	H	Army	4	3	
										160	H	Army	5	6	
										167	N	Harvard	7	6	
										185	A	Drexel	3	2	
										185	A	Drexel	1	3	
										218	H	Colgate	13	3	
										218	H	Colgate	3	2	
										218	H	Colgate	9	5	
										218	H	Colgate	5	8	
										218	N	Colgate	4	3	
										218	N	Colgate	6	4	
										218	N	Colgate	4	5	
										220	A	Mt. St. Mary's	8	0	
										220	A	Mt. St. Mary's	11	4	
										223	A	George Mason	6	3	
										233	H	La Salle	3	2	
										233	H	La Salle	0	0	
LAST 10 GAMES															

Non-Div. I Games:

Bucknell

Bucknell

Average RPI Win: 190		WON-LOST	WINNING	LAST 10	STRENGTH OF		OPP. STRENGTH	TEAM	ADJ	CONF.	ADJ CONF.
Average RPI Loss: 116		RECORD	PCT. RANK	GAMES	SCHEDULE		OF SCHEDULE	RPI	RPI	RPI	RPI
DIV. I ONLY		22-24-0	.47826	150	5-5-0		156	176	160	.4833	158
DIV. I NON-CONF.		12-12-0	.5	134	1-1-0		127	145	121	.50813	120
TOTALS		RPI 1-25	RPI 26-50		W-L RECORDS		RPI 51-100		RPI 101-150		RPI 150+
22-24-0		0-3-0	1-1-0		OVERALL		1-6-0		4-8-0		16-6-0
12-9-0		0-3-0	1-0-0		HOME		0-3-0		2-1-0		9-2-0
4-9-0		0-0-0	0-0-0		AWAY		1-2-0		2-5-0		1-2-0
6-6-0		0-0-0	0-1-0		NEUTRAL		0-1-0		0-2-0		6-2-0
12-12-0		0-3-0	1-1-0		NON-CONFERENCE		1-3-0		0-2-0		10-3-0
5-4-0		0-3-0	1-0-0		HOME		0-0-0		0-0-0		4-1-0
1-2-0		0-0-0	0-0-		AWAY		1-2-0		0-0-0		0-0-0
6-6-0		0-0-0	0-1-0		NEUTRAL		0-1-0		0-2-0		6-2-0
10-12-0		0-0-0	0-0-0		CONFERENCE		0-3-0		4-6-0		6-3-0
7-5-0		0-0-0	0-0-0		HOME		0-3-0		2-1-0		5-1-0
3-7-0		0-0-0	0-0-0		AWAY		0-0-0		2-5-0		1-2-0
0-0-0		0-0-0	0-0-0		NEUTRAL		0-0-0		0-0-0		0-0-0
RPI S	Opponent	Score	RPI S	Opponent	Score	RPI S	Opponent	Score	RPI S	Opponent	Score
19 H	Illinois	3 11	26 N	Massachusetts	2 4	54 A	Northwestern	3 2	105 N	Memphis	1 2
19 H	Illinois	2 10	35 H	Notre Dame	8 0	70 A	Fla. Atlantic	1 5	109 N	South Carolina	1 15
23 H	DePaul	0 4				70 A	Fla. Atlantic	0 1	118 A	Wright St.	10 2
						91 H	Cleveland St.	3 8	118 A	Wright St.	8 2
						91 H	Cleveland St.	0 9	118 A	Wright St.	4 6
						91 H	Cleveland St.	0 3	132 A	Butler	0 3
						99 N	Jacksonville	3 4	132 A	Butler	7 8
									144 A	Valparaiso	0 4
									144 A	Valparaiso	1 9
									150 H	Ill.-Chicago	0 5
									150 H	Ill.-Chicago	5 1
									150 H	Ill.-Chicago	6 5
									151 H	St. Louis	4 12
									151 H	St. Louis	14 6
									171 N	Providence	2 5
									171 N	Providence	8 0
									177 H	Northern Ill.	6 0
									177 H	Northern Ill.	5 2
									188 A	Green Bay	3 1
									188 A	Green Bay	6 7
									188 A	Green Bay	3 6
									201 H	Bradley	4 2
									206 N	Temple	0 9
									207 N	Fairfield	8 0
									213 N	Sacred Heart	2 0
									216 N	Indiana St.	1 0
									249 H	Youngstown St.	7 9
			LAST 10 GAMES								
			277 H	Detroit	4 0	91 H	Cleveland St.	0 3			
			277 H	Detroit	19 0	91 H	Cleveland St.	0 9			
			277 H	Detroit	9 1	150 H	Ill.-Chicago	0 5			
			23 H	DePaul	0 4	150 H	Ill.-Chicago	6 5			
			91 H	Cleveland St.	3 8	177 H	Northern Ill.	6 0			

Non-Div. I Games:

Loyola (IL)

RPI	S	Opponent	Score	
249	H	Youngstown St.	10	2
249	H	Youngstown St.	3	2
261	N	Wagner	8	0
261	N	Wagner	8	1
277	H	Detroit	9	1
277	H	Detroit	19	0
277	H	Detroit	4	0

Loyola (IL)

L
o
y
o
l
a
(
I
L
)

L
o
y
o
l
a
(
I
L
)

Average RPI Win:	201	WON-LOST	WINNING	LAST 10	STRENGTH OF	OPP. STRENGTH	TEAM	ADJ	CONF.	ADJ CONF.	
Average RPI Loss:	121	RECORD	PCT. RANK	GAMES	SCHEDULE	OF SCHEDULE	RPI	RPI	RPI	RPI	
DIV. I ONLY	20-23-0	.46512	165	5-5-0	147	199	167	.48192	159	19	19
DIV. I NON-CONF.	11-13-0	.45833	160	2-1-0	206	217	194	.46543	192	20	20
<hr/>											
TOTALS	RPI 1-25	RPI 26-50		W-L RECORDS		RPI 51-100		RPI 101-150		RPI 150+	
20-23-0	0-0-0	0-1-0		OVERALL		1-10-0		2-4-0		17-8-0	
6-5-0	0-0-0	0-0-0		HOME		1-2-0		0-0-0		5-3-0	
10-12-0	0-0-0	0-1-0		AWAY		0-5-0		1-1-0		9-5-0	
4-6-0	0-0-0	0-0-0		NEUTRAL		0-3-0		1-3-0		3-0-0	
<hr/>											
11-13-0	0-0-0	0-1-0		NON-CONFERENCE		0-7-0		1-2-0		10-3-0	
2-0-0	0-0-0	0-0-0		HOME		0-0-0		0-0-0		2-0-0	
5-9-0	0-0-0	0-0-		AWAY		0-5-0		0-0-0		5-3-0	
4-4-0	0-0-0	0-0-0		NEUTRAL		0-2-0		1-2-0		3-0-0	
<hr/>											
9-10-0	0-0-0	0-0-0		CONFERENCE		1-3-0		1-2-0		7-5-0	
4-5-0	0-0-0	0-0-0		HOME		1-2-0		0-0-0		3-3-0	
5-3-0	0-0-0	0-0-0		AWAY		0-0-0		1-1-0		4-2-0	
0-2-0	0-0-0	0-0-0		NEUTRAL		0-1-0		0-1-0		0-0-0	
<hr/>											
RPI	S	Opponent	Score	RPI	S	Opponent	Score	RPI	S	Opponent	Score
				40	A	Radford	2 9	56	A	Longwood	5 6
								56	A	Longwood	0 5
								67	H	Boston U.	3 4
								67	H	Boston U.	4 3
								67	H	Boston U.	0 11
								67	N	Boston U.	0 2
								79	A	Stetson	1 5
								82	A	Cornell	4 8
								82	A	Cornell	1 3
								82	N	Cornell	1 9
								87	N	Kent St.	0 3
											107 A Stony Brook 9 1
											107 A Stony Brook 0 1
											107 N Stony Brook 0 1
											137 N Boston College 0 4
											148 N Bethune-Cookman 6 1
											148 N Bethune-Cookman 1 2
											152 H Binghamton 6 5
											152 H Binghamton 5 4
											152 H Binghamton 4 6
											166 A UMBC 5 4
											166 A UMBC 7 3
											166 A UMBC 0 1
											178 H Maine 6 3
											178 H Maine 1 5
											178 H Maine 4 7
											204 A Manhattan 0 1
											204 A Manhattan 5 8
											217 A Dartmouth 9 2
											217 A Dartmouth 3 6
											220 N Mt. St. Mary's 8 1
											229 A Hartford 3 6
											229 A Hartford 3 2
											229 A Hartford 5 2
											241 A Siena 8 1
											241 A Siena 5 0
											241 H Siena 4 0
											241 H Siena 4 2
<hr/>											
LAST 10 GAMES											
				107	N	Stony Brook	0 1	241	A	Siena	5 0
				67	N	Boston U.	0 2	241	A	Siena	8 1
				166	A	UMBC	5 4	107	A	Stony Brook	9 1
				166	A	UMBC	7 3	107	A	Stony Brook	0 1
				166	A	UMBC	0 1	217	A	Dartmouth	3 6

Non-Div. I Games:

Albany (NY)

RPI	S	Opponent	Score	
241	N	Siena	11	3
241	N	Siena	6	0
272	A	Bryant	8	0
272	A	Bryant	2	1

Albany (NY)

A
l
b
a
n
y
(
N
Y
)

A
l
b
a
n
y
(
N
Y
)

RPI	S	Opponent	Score	
234	A	George Washington	0	1
234	H	George Washington	5	0
236	H	Rider	7	9
236	H	Rider	9	6
236	N	Rider	7	3
237	H	Lafayette	5	4
237	H	Lafayette	6	2
237	H	Lafayette	7	6
237	H	Lafayette	9	2
241	H	Siena	8	2
241	H	Siena	6	0
243	H	Holy Cross	6	3
243	H	Holy Cross	5	4
243	H	Holy Cross	5	4
243	H	Holy Cross	6	3
247	A	Yale	7	2
247	A	Yale	1	4
254	H	Fairleigh Dickinson	5	4
254	H	Fairleigh Dickinson	1	4
254	N	Fairleigh Dickinson	14	0
271	H	Marist	4	3
271	H	Marist	10	6
271	N	Marist	6	1
279	N	St. Peter's	7	2

Army

A
r
m
y

A
r
m
y

Average RPI Win:		205	WON-LOST RECORD		WINNING PCT. RANK		LAST 10 GAMES		STRENGTH OF SCHEDULE		OPP. STRENGTH OF SCHEDULE		TEAM RPI		ADJ RPI		CONF. RPI		ADJ CONF. RPI	
DIV. I ONLY			30-23-0		.56604 94		5-5-0		248		161		164		.48132 161		28		28	
DIV. I NON-CONF.			10-17-0		.37037 206		0-3-0		139		82		181		.47271 179		23		23	
TOTALS		RPI 1-25		RPI 26-50		W-L RECORDS		RPI 51-100		RPI 101-150		RPI 150+								
30-23-0		0-6-0		0-1-0		OVERALL		0-2-0		3-8-0		27-6-0								
13-5-0		0-1-0		0-0-0		HOME		0-0-0		2-2-0		11-2-0								
9-9-0		0-3-0		0-0-0		AWAY		0-1-0		1-3-0		8-2-0								
8-9-0		0-2-0		0-1-0		NEUTRAL		0-1-0		0-3-0		8-2-0								
10-17-0		0-6-0		0-1-0		NON-CONFERENCE		0-2-0		1-6-0		9-2-0								
2-1-0		0-1-0		0-0-0		HOME		0-0-0		0-0-0		2-0-0								
2-8-0		0-3-0		0-0-		AWAY		0-1-0		1-3-0		1-1-0								
6-8-0		0-2-0		0-1-0		NEUTRAL		0-1-0		0-3-0		6-1-0								
20-6-0		0-0-0		0-0-0		CONFERENCE		0-0-0		2-2-0		18-4-0								
11-4-0		0-0-0		0-0-0		HOME		0-0-0		2-2-0		9-2-0								
7-1-0		0-0-0		0-0-0		AWAY		0-0-0		0-0-0		7-1-0								
2-1-0		0-0-0		0-0-0		NEUTRAL		0-0-0		0-0-0		2-1-0								
RPI	S	Opponent		Score		RPI	S	Opponent		Score		RPI	S	Opponent		Score				
3	A	UCLA		4	11	41	N	Fresno St.		0	6	85	A	Cal St. Northridge		1	4			
12	N	Tennessee		2	11							91	N	Cleveland St.		6	8			
15	H	California		0	7									San Jose St.		7	8			
15	N	California		2	6									San Jose St.		0	4			
20	A	Stanford		0	8									Cal Poly		2	3			
20	A	Stanford		2	3									UC Davis		0	1			
														New Mexico St.		4	6			
														Loyola Marymount		2	1			
														Loyola Marymount		6	5			
														Loyola Marymount		2	4			
														Loyola Marymount		3	4			
														Nevada		9	7			
														Nevada		1	5			
														Pacific		7	6			
														Pacific		0	4			
														Portland St.		7	4			
														Portland St.		3	0			
														Portland St.		0	1			
														Cal St. Fullerton		5	3			
														Iona		5	2			
														Iona		5	4			
														Sacramento St.		3	5			
														Sacramento St.		4	1			
														Sacramento St.		4	2			
														Sacramento St.		4	2			
														San Diego		6	5			
														San Diego		11	0			
														UC Riverside		7	0			
														UC Riverside		5	1			

Non-Div. I Games:

St. Mary's (CA)

RPI	S	Opponent	Score	
201	N	Bradley	1	0
209	A	Cal St. Bakersfield	2	1
209	A	Cal St. Bakersfield	7	4
209	A	Cal St. Bakersfield	12	10
209	A	Cal St. Bakersfield	2	9
209	N	Cal St. Bakersfield	3	8
244	N	Princeton	0	1
252	A	Santa Clara	7	4
252	A	Santa Clara	4	3
252	A	Santa Clara	8	5
252	A	Santa Clara	8	7
252	N	Santa Clara	2	0
267	N	Southern Utah	4	3
267	N	Southern Utah	7	2
282	H	Weber St.	7	0
282	H	Weber St.	6	0
282	N	Weber St.	10	5

St. Mary's (CA)

S
t
.
M
a
r
y
'
s
(
C
A
)

S
t
.
M
a
r
y
'
s
(
C
A
)

Average RPI Win: 195		WON-LOST RECORD	WINNING PCT. RANK	LAST 10 GAMES	STRENGTH OF SCHEDULE	OPP. STRENGTH OF SCHEDULE	TEAM RPI	ADJ RPI	CONF. RPI	ADJ CONF. RPI							
Average RPI Loss: 114																	
DIV. I ONLY		24-23-0	.51064	127	4-6-0	191	192	162	.48123	162	18	17					
DIV. I NON-CONF.		12-12-0	.5	134	0-1-0	236	238	195	.46268	197	19	19					
<hr/>																	
TOTALS		RPI 1-25		RPI 26-50		W-L RECORDS		RPI 51-100		RPI 101-150		RPI 150+					
24-23-0		0-1-0		0-0-0		OVERALL		3-12-0		4-5-0		17-5-0					
13-15-0		0-0-0		0-0-0		HOME		1-6-0		3-5-0		9-4-0					
10-8-0		0-1-0		0-0-0		AWAY		2-6-0		0-0-0		8-1-0					
1-0-0		0-0-0		0-0-0		NEUTRAL		0-0-0		1-0-0		0-0-0					
12-12-0		0-1-0		0-0-0		NON-CONFERENCE		1-5-0		1-2-0		10-4-0					
6-10-0		0-0-0		0-0-0		HOME		0-4-0		0-2-0		6-4-0					
5-2-0		0-1-0		0-0-		AWAY		1-1-0		0-0-0		4-0-0					
1-0-0		0-0-0		0-0-0		NEUTRAL		0-0-0		1-0-0		0-0-0					
12-11-0		0-0-0		0-0-0		CONFERENCE		2-7-0		3-3-0		7-1-0					
7-5-0		0-0-0		0-0-0		HOME		1-2-0		3-3-0		3-0-0					
5-6-0		0-0-0		0-0-0		AWAY		1-5-0		0-0-0		4-1-0					
0-0-0		0-0-0		0-0-0		NEUTRAL		0-0-0		0-0-0		0-0-0					
RPI	S	Opponent		Score		RPI	S	Opponent		Score		RPI	S	Opponent		Score	
9	A	Georgia		0 8								126	N	Charleston So.		5 4	
						59	A	Charlotte		2 1		127	H	UNC Greensboro		0 5	
						63	H	S.C. Upstate		0 1		127	H	UNC Greensboro		4 3	
						63	H	S.C. Upstate		1 3		127	H	UNC Greensboro		0 3	
						65	H	Georgia St.		4 6		129	H	Appalachian St.		5 3	
						65	H	Georgia St.		2 3		129	H	Appalachian St.		0 4	
						68	A	Chattanooga		3 4		129	H	Appalachian St.		11 10	
						68	A	Chattanooga		3 9		141	H	Mercer		0 2	
						68	A	Chattanooga		5 7		141	H	Mercer		3 5	
						86	A	Elon		4 0		190	H	Samford		5 2	
						86	A	Elon		2 3		190	H	Samford		2 1	
						86	A	Elon		0 1		190	H	Samford		3 2	
						97	H	Ga. Southern		4 1		191	H	Gardner-Webb		5 1	
						97	H	Ga. Southern		1 5		191	H	Gardner-Webb		9 8	
						97	H	Ga. Southern		2 3		193	H	East Tenn. St.		4 5	
												193	H	East Tenn. St.		3 5	
												202	A	Col. of Charleston		11 8	
												202	A	Col. of Charleston		0 2	
												202	A	Col. of Charleston		4 3	
												219	A	Presbyterian		2 0	
												219	A	Presbyterian		2 1	
												219	H	Presbyterian		8 2	
						97	H	Ga. Southern		2 3		219	H	Presbyterian		3 5	
						97	H	Ga. Southern		1 5		127	H	UNC Greensboro		4 3	
						97	H	Ga. Southern		4 1		127	H	UNC Greensboro		0 3	
						202	A	Col. of Charleston		4 3		127	H	UNC Greensboro		0 5	
						202	A	Col. of Charleston		11 8		219	H	Presbyterian		3 5	
												257	H	Oakland		6 5	
												257	H	Oakland		0 1	
												259	A	Western Caro.		8 7	
												259	A	Western Caro.		5 2	

Non-Div. I Games:

Furman

RPI	S	Opponent	Score	
285	H	South Carolina St.	13	2
285	H	South Carolina St.	11	5
286	A	N.C. Central	4	0
286	A	N.C. Central	8	2

Furman

F
u
r
m
a
n

F
u
r
m
a
n

[illegible]

Non-Div. I Games:

Portland St.

Portland St.

1
0
:
6
3
8
1
0
1
:

Portland St.

Average RPI Win:		183	WON-LOST RECORD		WINNING PCT. RANK		LAST 10 GAMES		STRENGTH OF SCHEDULE		OPP. STRENGTH OF SCHEDULE		TEAM RPI		ADJ RPI		CONF. RPI		ADJ CONF. RPI				
DIV. I ONLY			26-30-0		.46429 166		7-3-0		136		173		156		.48057 164		22		22				
DIV. I NON-CONF.			12-16-0		.42857 177		1-0-0		122		132		149		.49106 151		21		21				
TOTALS		RPI 1-25		RPI 26-50		W-L RECORDS		RPI 51-100		RPI 101-150		RPI 150+											
26-30-0		0-2-0		0-2-0		OVERALL		5-13-0		6-5-0		15-8-0											
7-10-0		0-1-0		0-2-0		HOME		2-4-0		0-0-0		5-3-0											
7-9-0		0-1-0		0-0-0		AWAY		0-3-0		3-1-0		4-4-0											
12-11-0		0-0-0		0-0-0		NEUTRAL		3-6-0		3-4-0		6-1-0											
12-16-0		0-2-0		0-2-0		NON-CONFERENCE		3-7-0		3-4-0		6-1-0											
2-4-0		0-1-0		0-2-0		HOME		0-1-0		0-0-0		2-0-0											
1-2-0		0-1-0		0-0-		AWAY		0-1-0		1-0-0		0-0-0											
9-10-0		0-0-0		0-0-0		NEUTRAL		3-5-0		2-4-0		4-1-0											
14-14-0		0-0-0		0-0-0		CONFERENCE		2-6-0		3-1-0		9-7-0											
5-6-0		0-0-0		0-0-0		HOME		2-3-0		0-0-0		3-3-0											
6-7-0		0-0-0		0-0-0		AWAY		0-2-0		2-1-0		4-4-0											
3-1-0		0-0-0		0-0-0		NEUTRAL		0-1-0		1-0-0		2-0-0											
RPI	S	Opponent		Score		RPI	S	Opponent		Score		RPI	S	Opponent		Score		RPI	S	Opponent		Score	
12	A	Tennessee		2	11	36	H	Lipscomb		1	2	55	N	Ball St.		0	4	117	N	James Madison		2	1
12	H	Tennessee		0	10	36	H	Lipscomb		0	5	62	N	Mississippi		4	3	118	N	Wright St.		1	6
												68	A	Chattanooga		1	6	120	A	Western Ky.		9	7
												76	H	Liberty		2	6	127	N	UNC Greensboro		1	4
												76	N	Liberty		1	4	134	N	Miami (OH)		5	4
												76	N	Liberty		2	6	138	A	Morehead St.		4	6
												78	A	UT Martin		1	2	138	A	Morehead St.		7	3
												78	H	UT Martin		2	3	138	A	Morehead St.		3	1
												78	H	UT Martin		1	9	138	N	Morehead St.		6	3
												78	H	UT Martin		6	0	141	N	Mercer		1	9
												81	A	Jacksonville St.		5	8	141	N	Mercer		0	1
												81	H	Jacksonville St.		1	5	154	A	Eastern Ill.		0	1
												81	H	Jacksonville St.		4	1	154	A	Eastern Ill.		2	4
												81	N	Jacksonville St.		4	10	154	A	Eastern Ill.		3	6
												93	N	Kansas		3	4	154	N	Eastern Ill.		3	2
												94	N	Kennesaw St.		9	1	155	N	Campbell		0	4
												94	N	Kennesaw St.		6	5	193	N	East Tenn. St.		11	1
												100	N	Western Ill.		0	14	228	H	Southeast Mo. St.		2	1
																		228	H	Southeast Mo. St.		0	2
																		228	H	Southeast Mo. St.		4	0
																		240	H	Murray St.		6	12
																		240	H	Murray St.		1	6
																		240	H	Murray St.		4	0
																		240	N	Murray St.		6	3
																		245	A	Austin Peay		5	2
																		245	A	Austin Peay		12	8
																		251	A	Tennessee St.		3	4

Non-Div. I Games: Cumberland (TN) 8 0 Cumberland (TN) 6 1

Tennessee Tech

RPI	S	Opponent	Score	
251	A	Tennessee St.	8	0
251	A	Tennessee St.	2	0
255	N	Alabama St.	7	0
256	H	Belmont	5	0
256	H	Belmont	10	0
257	N	Oakland	4	2
259	N	Western Caro.	11	0

Tennessee Tech

T
e
n
n
e
s
s
e
e
T
e
c
h

T
e
n
n
e
s
s
e
e
T
e
c
h

Average RPI Win: 172		WON-LOST	WINNING	LAST 10	STRENGTH OF		OPP. STRENGTH	TEAM	ADJ	CONF.	ADJ CONF.
Average RPI Loss: 101		RECORD	PCT. RANK	GAMES	SCHEDULE		OF SCHEDULE	RPI	RPI	RPI	RPI
DIV. I ONLY		20-32-0	.38462	210	5-5-0		89	126	165	.47995	165
DIV. I NON-CONF.		5-22-0	.18519	264	0-0-0		21	77	190	.46702	187
TOTALS		RPI 1-25	RPI 26-50		W-L RECORDS		RPI 51-100		RPI 101-150		RPI 150+
20-32-0		0-4-0	0-4-0		OVERALL		3-5-0		2-14-0		15-5-0
11-5-0		0-0-0	0-0-0		HOME		1-1-0		1-3-0		9-1-0
5-16-0		0-2-0	0-3-0		AWAY		2-2-0		0-8-0		3-1-0
4-11-0		0-2-0	0-1-0		NEUTRAL		0-2-0		1-3-0		3-3-0
5-22-0		0-4-0	0-4-0		NON-CONFERENCE		1-3-0		2-9-0		2-2-0
1-3-0		0-0-0	0-0-0		HOME		0-0-0		1-3-0		0-0-0
1-10-0		0-2-0	0-0-		AWAY		1-1-0		0-4-0		0-0-0
3-9-0		0-2-0	0-1-0		NEUTRAL		0-2-0		1-2-0		2-2-0
15-10-0		0-0-0	0-0-0		CONFERENCE		2-2-0		0-5-0		13-3-0
10-2-0		0-0-0	0-0-0		HOME		1-1-0		0-0-0		9-1-0
4-6-0		0-0-0	0-0-0		AWAY		1-1-0		0-4-0		3-1-0
1-2-0		0-0-0	0-0-0		NEUTRAL		0-0-0		0-1-0		1-1-0
RPI S	Opponent	Score	RPI S	Opponent	Score	RPI S	Opponent	Score	RPI S	Opponent	Score
2 N	Washington	3 4	30 A	Ohio St.	3 9	53 N	Nebraska	1 5	101 A	Marshall	1 4
12 A	Tennessee	1 5	30 A	Ohio St.	4 9	55 A	Ball St.	5 4	101 A	Marshall	6 7
12 A	Tennessee	0 6	38 A	Auburn	0 6	55 A	Ball St.	0 4	118 A	Wright St.	2 3
14 N	Texas	5 11	45 N	Illinois St.	2 10	56 A	Longwood	7 11	118 A	Wright St.	5 6
						56 A	Longwood	6 2	121 A	Central Mich.	1 3
						62 N	Mississippi	3 7	121 A	Central Mich.	1 3
						87 H	Kent St.	1 5	121 N	Central Mich.	5 9
						87 H	Kent St.	2 1	122 N	Lehigh	10 1
									122 N	Lehigh	1 2
									132 H	Butler	0 2
									132 H	Butler	2 1
									134 A	Miami (OH)	2 7
									134 A	Miami (OH)	0 4
									138 H	Morehead St.	8 10
									138 H	Morehead St.	7 12
									142 N	North Dakota St.	0 5
									163 N	Portland St.	0 2
									169 N	SIU Edwardsville	1 0
									169 N	SIU Edwardsville	2 1
									177 H	Northern Ill.	6 5
									177 H	Northern Ill.	3 6
									177 N	Northern Ill.	0 1
									196 H	Bowling Green	10 9
									196 H	Bowling Green	9 1
									196 N	Bowling Green	4 1
									199 A	Eastern Mich.	11 2
									199 A	Eastern Mich.	6 1
LAST 10 GAMES			177 N	Northern Ill.	0 1	134 A	Miami (OH)	2 7	196 H	Bowling Green	10 9
			196 N	Bowling Green	4 1	134 A	Miami (OH)	0 4	196 H	Bowling Green	9 1
			121 N	Central Mich.	5 9	196 H	Bowling Green	9 1	196 N	Bowling Green	4 1
			55 A	Ball St.	5 4	196 H	Bowling Green	10 9	199 A	Eastern Mich.	11 2
			55 A	Ball St.	0 4	222 H	Toledo	7 6	199 A	Eastern Mich.	6 1

Non-Div. I Games:

Ohio

RPI	S	Opponent	Score	
200	H	Western Mich.	4	0
200	H	Western Mich.	5	2
208	H	Buffalo	3	0
208	H	Buffalo	5	3
222	H	Toledo	7	6
222	H	Toledo	3	2
224	A	Akron	2	6
224	A	Akron	6	2
267	N	Southern Utah	6	7

Ohio

O
h
i
o

O
h
i
o

U
M
B
C

UMBC

RPI	S	Opponent	Score	
233	H	La Salle	0	2
233	H	La Salle	8	7
234	H	George Washington	2	3
234	H	George Washington	8	3
248	H	Brown	4	2
248	H	Brown	6	5
254	H	Fairleigh Dickinson	6	5
269	H	Coppin St.	4	0
269	H	Coppin St.	2	0
284	H	Morgan St.	10	2

UMBC

U
M
B
C

U
M
B
C

Average RPI Win:	210	WON-LOST	WINNING	LAST 10		STRENGTH OF	OPP. STRENGTH	TEAM	ADJ	CONF.	ADJ CONF.				
Average RPI Loss:	135	RECORD	PCT. RANK	GAMES		SCHEDULE	OF SCHEDULE	RPI	RPI	RPI	RPI				
DIV. I ONLY		27-23-0	.54	104	7-3-0	216	208	168	.47769	167	25	25			
DIV. I NON-CONF.		9-18-0	.33333	217	0-1-0	217	146	224	.43594	222	28	26			
<hr/>															
TOTALS	RPI 1-25			RPI 26-50	W-L RECORDS		RPI 51-100			RPI 101-150		RPI 150+			
27-23-0	0-1-0			0-2-0	OVERALL		3-6-0			1-4-0		23-10-0			
8-6-0	0-0-0			0-0-0	HOME		0-2-0			0-2-0		8-2-0			
15-11-0	0-0-0			0-2-0	AWAY		2-3-0			0-2-0		13-4-0			
4-6-0	0-1-0			0-0-0	NEUTRAL		1-1-0			1-0-0		2-4-0			
9-18-0	0-1-0			0-2-0	NON-CONFERENCE		1-3-0			1-4-0		7-8-0			
0-4-0	0-0-0			0-0-0	HOME		0-2-0			0-2-0		0-0-0			
5-8-0	0-0-0			0-0-	AWAY		0-0-0			0-2-0		5-4-0			
4-6-0	0-1-0			0-0-0	NEUTRAL		1-1-0			1-0-0		2-4-0			
18-5-0	0-0-0			0-0-0	CONFERENCE		2-3-0			0-0-0		16-2-0			
8-2-0	0-0-0			0-0-0	HOME		0-0-0			0-0-0		8-2-0			
10-3-0	0-0-0			0-0-0	AWAY		2-3-0			0-0-0		8-0-0			
0-0-0	0-0-0			0-0-0	NEUTRAL		0-0-0			0-0-0		0-0-0			
RPI	S	Opponent	Score	RPI	S	Opponent	Score	RPI	S	Opponent	Score	RPI	S	Opponent	Score
17	N	Texas A&M	1 10	28	A	San Diego St.	0 4	67	H	Boston U.	1 4	103	A	Long Beach St.	0 1
				39	A	UCF	0 9	67	H	Boston U.	8 14	130	A	Loyola Marymount	0 3
								82	A	Cornell	7 6	137	H	Boston College	4 5
								82	A	Cornell	4 2	137	H	Boston College	4 6
								82	A	Cornell	4 8	137	N	Boston College	4 0
								82	A	Cornell	2 3	156	N	Bucknell	6 7
								82	A	Cornell	1 3	171	A	Providence	8 1
								93	N	Kansas	1 9	171	N	Providence	1 3
								97	N	Ga. Southern	1 0	177	N	Northern Ill.	2 1
												177	N	Northern Ill.	5 4
												184	A	San Diego	2 3
												187	A	UC Riverside	1 11
												192	A	Quinnipiac	2 3
												202	N	Col. of Charleston	0 1
												207	A	Fairfield	10 5
												207	A	Fairfield	1 0
												211	A	Rhode Island	5 7
												217	A	Dartmouth	7 1
												217	A	Dartmouth	6 5
												217	H	Dartmouth	7 1
												217	H	Dartmouth	9 0
												227	H	Penn	4 5
												227	H	Penn	10 0
												243	A	Holy Cross	6 3
												243	A	Holy Cross	9 6
												244	A	Princeton	3 1
												244	A	Princeton	4 0

Non-Div. I Games:

Harvard

RPI	S	Opponent	Score	
247	A	Yale	10	3
247	A	Yale	6	4
247	A	Yale	5	0
247	A	Yale	6	0
248	H	Brown	4	2
248	H	Brown	4	1
248	H	Brown	0	1
248	H	Brown	2	0
265	H	Columbia	2	1
265	H	Columbia	3	0
274	N	Idaho St.	4	9

Harvard

H
a
r
v
a
r
d

H
a
r
v
a
r
d

Average RPI Win: 141		WON-LOST	WINNING	LAST 10	STRENGTH OF		OPP. STRENGTH	TEAM	ADJ	CONF.	ADJ CONF.
Average RPI Loss: 75		RECORD	PCT. RANK	GAMES	SCHEDULE		OF SCHEDULE	RPI	RPI	RPI	RPI
DIV. I ONLY		14-39-0	.26415	260	5-5-0		64	41	187	.47736	168
DIV. I NON-CONF.		5-27-0	.15625	272	0-0-0		9	3	161	.48793	153
TOTALS		RPI 1-25	RPI 26-50		W-L RECORDS		RPI 51-100		RPI 101-150		RPI 150+
14-39-0		2-11-0	0-7-0		OVERALL		2-7-0		2-8-0		8-6-0
8-17-0		2-4-0	0-4-0		HOME		0-2-0		2-4-0		4-3-0
3-8-0		0-2-0	0-0-0		AWAY		1-2-0		0-3-0		2-1-0
3-14-0		0-5-0	0-3-0		NEUTRAL		1-3-0		0-1-0		2-2-0
5-27-0		2-11-0	0-7-0		NON-CONFERENCE		1-5-0		0-1-0		2-3-0
2-11-0		2-4-0	0-4-0		HOME		0-2-0		0-0-0		0-1-0
0-2-0		0-2-0	0-0-		AWAY		0-0-0		0-0-0		0-0-0
3-14-0		0-5-0	0-3-0		NEUTRAL		1-3-0		0-1-0		2-2-0
9-12-0		0-0-0	0-0-0		CONFERENCE		1-2-0		2-7-0		6-3-0
6-6-0		0-0-0	0-0-0		HOME		0-0-0		2-4-0		4-2-0
3-6-0		0-0-0	0-0-0		AWAY		1-2-0		0-3-0		2-1-0
0-0-0		0-0-0	0-0-0		NEUTRAL		0-0-0		0-0-0		0-0-0
RPI S	Opponent	Score	RPI S	Opponent	Score	RPI S	Opponent	Score	RPI S	Opponent	Score
3 A	UCLA	6 9	28 H	San Diego St.	1 2	54 N	Northwestern	0 7	103 H	Long Beach St.	3 4
4 N	Arizona	1 8	30 N	Ohio St.	2 5	58 H	Oregon St.	2 8	103 H	Long Beach St.	2 6
6 H	Florida	0 12	31 H	BYU	3 10	60 N	Baylor	8 4	103 H	Long Beach St.	5 1
7 N	Oklahoma	1 7	33 H	Louisville	2 6	66 N	Syracuse	1 4	104 A	Cal Poly	3 5
11 N	Hawaii	3 12	34 N	East Carolina	0 2	77 H	Purdue	4 10	104 A	Cal Poly	6 7
14 H	Texas	3 1	37 N	Kentucky	0 2	85 A	Cal St. Northridge	2 5	104 A	Cal Poly	0 3
15 A	California	0 8	41 H	Fresno St.	1 4	85 A	Cal St. Northridge	2 1	119 H	UC Davis	6 3
18 N	Oklahoma St.	0 16				85 A	Cal St. Northridge	5 8	119 H	UC Davis	2 5
20 H	Stanford	1 13				90 N	Colorado St.	5 10	119 H	UC Davis	4 7
21 N	Oregon	0 6							123 N	Utah	3 11
23 H	DePaul	1 4							156 A	Pacific	6 8
24 H	La.-Lafayette	9 6							156 A	Pacific	2 1
25 H	North Carolina	0 6							156 A	Pacific	4 3
									161 N	St. Mary's (CA)	3 5
									170 N	Wisconsin	3 1
									187 H	UC Riverside	1 4
									187 H	UC Riverside	2 1
									187 H	UC Riverside	4 5
									194 H	Indiana	1 4
									212 H	UC Santa Barbara	12 3
									212 H	UC Santa Barbara	5 3
									212 H	UC Santa Barbara	10 1
									252 N	Santa Clara	9 14
									267 N	Southern Utah	14 1
LAST 10 GAMES											
			85 A	Cal St. Northridge	2 5		103 H	Long Beach St.	3 4		
			85 A	Cal St. Northridge	5 8		156 A	Pacific	2 1		
			85 A	Cal St. Northridge	2 1		156 A	Pacific	4 3		
			103 H	Long Beach St.	2 6		156 A	Pacific	6 8		
			103 H	Long Beach St.	5 1		119 H	UC Davis	6 3		

Non-Div. I Games:

Cal St. Fullerton

[illegible]

Non-Div. I Games:

SIU Edwardsville

RPI	S	Opponent	Score	
240	H	Murray St.	2	1
240	H	Murray St.	2	3
240	N	Murray St.	13	8
240	N	Murray St.	2	0
245	H	Austin Peay	3	2
245	H	Austin Peay	8	0
253	H	IUPUI	9	3
253	H	IUPUI	8	0
264	N	Centenary (LA)	8	0

SIU Edwardsville

SIU Edwardsville

SIU Edwardsville

Average RPI Win:		189	WON-LOST RECORD		WINNING PCT. RANK		LAST 10 GAMES		STRENGTH OF SCHEDULE		OPP. STRENGTH OF SCHEDULE		TEAM RPI		ADJ RPI		CONF. RPI		ADJ CONF. RPI	
DIV. I ONLY			20-31-0		.39216 205		6-4-0		138		88		178		.47676 170		7		6	
DIV. I NON-CONF.			15-18-0		.45455 165		2-1-0		197		159		179		.47555 173		6		5	
TOTALS		RPI 1-25		RPI 26-50		W-L RECORDS		RPI 51-100		RPI 101-150		RPI 150+								
20-31-0		0-6-0		1-7-0		OVERALL		2-9-0		4-2-0		13-7-0								
11-8-0		0-1-0		0-0-0		HOME		1-5-0		1-1-0		9-1-0								
4-12-0		0-3-0		1-3-0		AWAY		1-3-0		0-0-0		2-3-0								
5-11-0		0-2-0		0-4-0		NEUTRAL		0-1-0		3-1-0		2-3-0								
15-18-0		0-3-0		1-5-0		NON-CONFERENCE		0-3-0		3-1-0		11-6-0								
7-2-0		0-1-0		0-0-0		HOME		0-0-0		0-0-0		7-1-0								
3-5-0		0-0-0		1-0-		AWAY		0-2-0		0-0-0		2-2-0								
5-11-0		0-2-0		0-4-0		NEUTRAL		0-1-0		3-1-0		2-3-0								
5-13-0		0-3-0		0-2-0		CONFERENCE		2-6-0		1-1-0		2-1-0								
4-6-0		0-0-0		0-0-0		HOME		1-5-0		1-1-0		2-0-0								
1-7-0		0-3-0		0-2-0		AWAY		1-1-0		0-0-0		0-1-0								
0-0-0		0-0-0		0-0-0		NEUTRAL		0-0-0		0-0-0		0-0-0								
RPI	S	Opponent		Score		RPI	S	Opponent		Score		RPI	S	Opponent		Score				
5	A	Michigan		0 8		30	A	Ohio St.		4 12		53	A	Nebraska		0 8				
5	A	Michigan		0 15		30	A	Ohio St.		4 6		53	A	Nebraska		3 4				
15	N	California		1 3		35	A	Notre Dame		3 11		54	A	Northwestern		10 7				
17	N	Texas A&M		1 16		38	N	Auburn		0 7		54	A	Northwestern		3 11				
18	H	Oklahoma St.		1 9		41	N	Fresno St.		1 3		72	N	Creighton		0 7				
19	A	Illinois		0 6		42	A	FIU		3 2		73	H	Penn St.		1 3				
						44	N	Texas Tech		2 5		73	H	Penn St.		0 3				
						47	N	Long Island		2 8		74	H	Iowa		1 14				
												74	H	Iowa		0 1				
												77	H	Purdue		3 0				
												77	H	Purdue		1 5				

Non-Div. I Games:

Wisconsin

[illegible]

Non-Div. I Games:

Providence

RPI	S	Opponent	Score	
247	A	Yale	9	1
247	A	Yale	6	2
248	A	Brown	4	0
248	A	Brown	3	11
272	H	Bryant	10	2

Providence

P
r
o
v
i
d
e
n
c
e

P
r
o
v
i
d
e
n
c
e

Average RPI Win: 170		WON-LOST	WINNING	LAST 10	STRENGTH OF		OPP. STRENGTH	TEAM	ADJ	CONF.	ADJ CONF.
Average RPI Loss: 106		RECORD	PCT. RANK	GAMES	SCHEDULE		OF SCHEDULE	RPI	RPI	RPI	RPI
DIV. I ONLY		29-32-0	.47541	151	6-4-0		194	121	171	.47566	172
DIV. I NON-CONF.		13-22-0	.37143	205	0-0-0		275	185	251	.40831	248
TOTALS		RPI 1-25	RPI 26-50		W-L RECORDS		RPI 51-100		RPI 101-150		RPI 150+
29-32-0		0-6-0	1-7-0		OVERALL		0-2-0		14-6-0		14-11-0
13-10-0		0-3-0	0-0-0		HOME		0-0-0		6-2-0		7-5-0
10-15-0		0-2-0	1-5-0		AWAY		0-2-0		5-2-0		4-4-0
6-7-0		0-1-0	0-2-0		NEUTRAL		0-0-0		3-2-0		3-2-0
13-22-0		0-3-0	0-3-0		NON-CONFERENCE		0-2-0		2-3-0		11-11-0
5-6-0		0-0-0	0-0-0		HOME		0-0-0		1-1-0		4-5-0
4-11-0		0-2-0	0-0-		AWAY		0-2-0		0-0-0		4-4-0
4-5-0		0-1-0	0-0-0		NEUTRAL		0-0-0		1-2-0		3-2-0
16-10-0		0-3-0	1-4-0		CONFERENCE		0-0-0		12-3-0		3-0-0
8-4-0		0-3-0	0-0-0		HOME		0-0-0		5-1-0		3-0-0
6-4-0		0-0-0	1-2-0		AWAY		0-0-0		5-2-0		0-0-0
2-2-0		0-0-0	0-2-0		NEUTRAL		0-0-0		2-0-0		0-0-0
RPI S	Opponent	Score	RPI S	Opponent	Score	RPI S	Opponent	Score	RPI S	Opponent	Score
7 N	Oklahoma	4 8	41 A	Fresno St.	0 5	51 A	UNLV	3 11	102 H	San Jose St.	6 7
11 H	Hawaii	5 9	41 A	Fresno St.	2 3	58 A	Oregon St.	0 4	102 H	San Jose St.	15 0
11 H	Hawaii	1 12	41 A	Fresno St.	1 0				102 H	San Jose St.	10 7
11 H	Hawaii	1 15	41 N	Fresno St.	5 6				102 N	San Jose St.	6 5
21 A	Oregon	0 9	41 N	Fresno St.	4 5				103 N	Long Beach St.	6 7
21 A	Oregon	1 3	44 A	Texas Tech	6 11				114 A	Louisiana Tech	3 2
			44 A	Texas Tech	1 4				114 A	Louisiana Tech	3 4
			44 A	Texas Tech	0 9				114 A	Louisiana Tech	4 2
									114 N	Louisiana Tech	8 2
									123 H	Utah	3 6
									123 H	Utah	2 1
									125 A	New Mexico St.	9 8
									125 H	New Mexico St.	4 1
									125 H	New Mexico St.	8 2
									125 H	New Mexico St.	6 4
									143 A	Nevada	8 9
									143 A	Nevada	8 1
									143 A	Nevada	11 0
									145 N	Wichita St.	1 7
									145 N	Wichita St.	4 3
									156 A	Pacific	1 9
									156 A	Pacific	4 2
									163 H	Portland St.	3 9
									163 H	Portland St.	1 9
									181 H	Utah St.	8 3
									181 H	Utah St.	5 2
									181 H	Utah St.	5 3
			LAST 10 GAMES								
			41 N	Fresno St.	5 6	143 A	Nevada	11 0			
			102 N	San Jose St.	6 5	143 A	Nevada	8 1			
			41 N	Fresno St.	4 5	143 A	Nevada	8 9			
			114 N	Louisiana Tech	8 2	102 H	San Jose St.	15 0			
			125 A	New Mexico St.	9 8	102 H	San Jose St.	6 7			

Non-Div. I Games:

Boise St.

Boisest.

1
•
2
3
•
4
5
6

Boise St.

Average RPI Win: 164		WON-LOST	WINNING	LAST 10	STRENGTH OF		OPP. STRENGTH	TEAM	ADJ	CONF.	ADJ CONF.
Average RPI Loss: 99		RECORD	PCT. RANK	GAMES	SCHEDULE		OF SCHEDULE	RPI	RPI	RPI	RPI
DIV. I ONLY		21-32-0	.39623	203	6-4-0		142	104	181	.47523	173
DIV. I NON-CONF.		5-18-0	.21739	251	0-0-0		162	83	232	.42883	230
TOTALS		RPI 1-25	RPI 26-50		W-L RECORDS		RPI 51-100		RPI 101-150		RPI 150+
21-32-0		0-3-0	1-4-0		OVERALL		5-10-0		3-9-0		12-6-0
7-12-0		0-1-0	0-3-0		HOME		0-3-0		0-4-0		7-1-0
9-10-0		0-2-0	0-0-0		AWAY		5-4-0		2-2-0		2-2-0
5-10-0		0-0-0	1-1-0		NEUTRAL		0-3-0		1-3-0		3-3-0
5-18-0		0-3-0	0-2-0		NON-CONFERENCE		1-4-0		0-5-0		4-4-0
2-5-0		0-1-0	0-1-0		HOME		0-1-0		0-2-0		2-0-0
1-5-0		0-2-0	0-0-		AWAY		1-2-0		0-0-0		0-1-0
2-8-0		0-0-0	0-1-0		NEUTRAL		0-1-0		0-3-0		2-3-0
16-14-0		0-0-0	1-2-0		CONFERENCE		4-6-0		3-4-0		8-2-0
5-7-0		0-0-0	0-2-0		HOME		0-2-0		0-2-0		5-1-0
8-5-0		0-0-0	0-0-0		AWAY		4-2-0		2-2-0		2-1-0
3-2-0		0-0-0	1-0-0		NEUTRAL		0-2-0		1-0-0		1-0-0
RPI S	Opponent	Score	RPI S	Opponent	Score	RPI S	Opponent	Score	RPI S	Opponent	Score
8 A	Missouri	0 8	45 H	Illinois St.	1 11	52 H	Southern Ill.	3 8	101 N	Marshall	5 8
18 A	Oklahoma St.	2 3	45 H	Illinois St.	3 7	52 H	Southern Ill.	0 3	110 A	UNI	2 1
18 H	Oklahoma St.	0 1	45 N	Illinois St.	6 1	52 N	Southern Ill.	0 2	110 A	UNI	2 4
			48 H	Arkansas	3 11	52 N	Southern Ill.	3 4	110 A	UNI	2 6
			48 N	Arkansas	5 6	64 H	Tulsa	3 4	110 N	UNI	4 3
						72 A	Creighton	3 2	124 H	Rutgers	1 12
						72 A	Creighton	5 1	124 H	Rutgers	1 5
						72 A	Creighton	4 1	144 N	Valparaiso	1 4
						79 A	Stetson	0 5	145 A	Wichita St.	1 0
						84 A	Drake	1 3	145 H	Wichita St.	3 5
						84 A	Drake	0 8	145 H	Wichita St.	1 5
						84 A	Drake	6 0	149 N	Michigan St.	0 1
						90 N	Colorado St.	2 3	151 N	St. Louis	1 2
						93 A	Kansas	8 7	153 N	Sam Houston St.	2 9
						93 A	Kansas	3 4	169 A	SIU Edwardsville	1 3
									201 H	Bradley	2 1
									201 H	Bradley	4 1
									201 H	Bradley	3 6
									208 N	Buffalo	0 1
									210 N	UMKC	3 0
									215 A	Evansville	6 2
									215 A	Evansville	14 10
									215 A	Evansville	4 5
									215 N	Evansville	3 0
									216 H	Indiana St.	5 3
									216 H	Indiana St.	9 5
									216 H	Indiana St.	8 7
LAST 10 GAMES			LAST 10 GAMES			LAST 10 GAMES			LAST 10 GAMES		
			52 N	Southern Ill.	3 4	110 A	UNI	2 4	215 A	Evansville	4 5
			52 N	Southern Ill.	0 2	110 A	UNI	2 1	215 N	Evansville	3 0
			45 N	Illinois St.	6 1	110 A	UNI	2 6	216 H	Indiana St.	5 3
			110 N	UNI	4 3	216 H	Indiana St.	9 5	216 H	Indiana St.	9 5
			215 N	Evansville	3 0	216 H	Indiana St.	5 3	216 H	Indiana St.	8 7

Non-Div. I Games:

Missouri St.

Missouri St.

Through Games Of Tuesday, June 10

RPI	S	Opponent	Score	
228	N	Southeast Mo. St.	7	3
253	H	IUPUI	17	2
253	H	IUPUI	12	4

Missouri St.

M
i
s
s
o
u
r
i
s
t
.

M
i
s
s
o
u
r
i
s
t
.

Average RPI Win: 217		WON-LOST RECORD	WINNING PCT. RANK	LAST 10 GAMES	STRENGTH OF SCHEDULE	OPP. STRENGTH OF SCHEDULE	TEAM RPI	ADJ RPI	CONF. RPI	ADJ CONF. RPI	
Average RPI Loss: 134											
DIV. I ONLY		28-26-0	.51852 122	5-5-0	205	213	172	.47471 174	27	27	
DIV. I NON-CONF.		12-23-0	.34286 216	0-4-0	190	188	217	.44231 215	27	28	
<hr/>											
TOTALS		RPI 1-25		RPI 26-50		W-L RECORDS		RPI 51-100		RPI 101-150	RPI 150+
28-26-0		0-2-0		0-4-0		OVERALL		0-0-0		3-8-0	25-12-0
8-2-0		0-0-0		0-1-0		HOME		0-0-0		0-1-0	8-0-0
16-19-0		0-2-0		0-2-0		AWAY		0-0-0		3-4-0	13-11-0
4-5-0		0-0-0		0-1-0		NEUTRAL		0-0-0		0-3-0	4-1-0
<hr/>											
12-23-0		0-2-0		0-4-0		NON-CONFERENCE		0-0-0		1-6-0	11-11-0
0-2-0		0-0-0		0-1-0		HOME		0-0-0		0-1-0	0-0-0
9-16-0		0-2-0		0-0-		AWAY		0-0-0		1-2-0	8-10-0
3-5-0		0-0-0		0-1-0		NEUTRAL		0-0-0		0-3-0	3-1-0
<hr/>											
16-3-0		0-0-0		0-0-0		CONFERENCE		0-0-0		2-2-0	14-1-0
8-0-0		0-0-0		0-0-0		HOME		0-0-0		0-0-0	8-0-0
7-3-0		0-0-0		0-0-0		AWAY		0-0-0		2-2-0	5-1-0
1-0-0		0-0-0		0-0-0		NEUTRAL		0-0-0		0-0-0	1-0-0
<hr/>											
RPI	S	Opponent		Score		RPI	S	Opponent		Score	
14	A	Texas		0	6	27	A	Fordham		1	6
22	A	Florida St.		1	9	27	H	Fordham		0	6
						29	A	Hofstra		0	6
						34	N	East Carolina		0	3

Non-Div. I Games:

Iona

I
o
n
a

RPI	S	Opponent	Score	
196	N	Bowling Green	0	4
204	A	Manhattan	7	4
204	A	Manhattan	8	1
207	A	Fairfield	5	2
207	A	Fairfield	10	0
236	H	Rider	1	0
236	H	Rider	11	1
237	A	Lafayette	15	0
237	A	Lafayette	2	4
241	H	Siena	5	0
241	H	Siena	1	0
246	A	Central Conn. St.	4	2
254	N	Fairleigh Dickinson	12	7
254	N	Fairleigh Dickinson	4	2
265	A	Columbia	4	5
265	A	Columbia	9	1
271	H	Marist	10	2
271	H	Marist	5	0
276	A	Norfolk St.	12	0
279	H	St. Peter's	2	0
279	H	St. Peter's	11	0

I
o
n
a

Iona

Average RPI Win:	165	WON-LOST RECORD	WINNING PCT. RANK	LAST 10 GAMES		STRENGTH OF SCHEDULE	OPP. STRENGTH OF SCHEDULE	TEAM RPI	ADJ RPI	CONF. RPI	ADJ CONF. RPI			
DIV. I ONLY		20-30-1	.40196	200	3-7-0	103	184	173	.47464	175	14	14		
DIV. I NON-CONF.		12-16-1	.43103	176	0-1-0	113	221	158	.48509	160	15	15		
<hr/>														
TOTALS	RPI 1-25	RPI 26-50		W-L RECORDS		RPI 51-100		RPI 101-150		RPI 150+				
20-30-1	0-1-0	0-4-0		OVERALL		4-8-0		6-6-0		10-11-1				
7-15-0	0-0-0	0-4-0		HOME		2-2-0		0-0-0		5-9-0				
9-9-1	0-1-0	0-0-0		AWAY		2-1-0		3-5-0		4-2-1				
4-6-0	0-0-0	0-0-0		NEUTRAL		0-5-0		3-1-0		1-0-0				
12-16-1	0-1-0	0-1-0		NON-CONFERENCE		0-5-0		5-4-0		7-5-1				
4-5-0	0-0-0	0-1-0		HOME		0-0-0		0-0-0		4-4-0				
4-5-1	0-1-0	0-0-		AWAY		0-0-0		2-3-0		2-1-1				
4-6-0	0-0-0	0-0-0		NEUTRAL		0-5-0		3-1-0		1-0-0				
8-14-0	0-0-0	0-3-0		CONFERENCE		4-3-0		1-2-0		3-6-0				
3-10-0	0-0-0	0-3-0		HOME		2-2-0		0-0-0		1-5-0				
5-4-0	0-0-0	0-0-0		AWAY		2-1-0		1-2-0		2-1-0				
0-0-0	0-0-0	0-0-0		NEUTRAL		0-0-0		0-0-0		0-0-0				
<hr/>														
RPI	S	Opponent	Score		RPI	S	Opponent	Score		RPI	S	Opponent	Score	
25	A	North Carolina	0	11	29	H	Hofstra	1	10	65	H	Georgia St.	0	5
					29	H	Hofstra	2	3	65	H	Georgia St.	5	3
					29	H	Hofstra	3	7	65	H	Georgia St.	7	6
					34	H	East Carolina	1	15	73	N	Penn St.	1	9
										87	N	Kent St.	5	8
										87	N	Kent St.	5	7
										89	A	Towson	1	0
										89	A	Towson	5	2
										89	A	Towson	3	7
										89	H	Towson	1	2
										91	N	Cleveland St.	1	3
										95	N	St. Joseph's	0	6

Non-Div. I Games:

Delaware

RPI	S	Opponent	Score	
236	A	Rider	4	4
236	A	Rider	6	5
250	A	UNC Wilmington	5	9
250	A	UNC Wilmington	5	4
250	A	UNC Wilmington	1	0
276	H	Norfolk St.	3	2
276	H	Norfolk St.	2	0

Delaware

D
e
l
a
w
a
r
e

D
e
l
a
w
a
r
e

[illegible]

Non-Div. I Games:

Georgetown

Average RPI Win: 166		WON-LOST	WINNING	LAST 10	STRENGTH OF		OPP. STRENGTH	TEAM	ADJ	CONF.	ADJ CONF.
Average RPI Loss: 122		RECORD	PCT. RANK	GAMES	SCHEDULE		OF SCHEDULE	RPI	RPI	RPI	RPI
DIV. I ONLY		25-34-0	.42373	190	5-5-0		149	157	176	.47446	177
DIV. I NON-CONF.		12-22-0	.35294	213	0-0-0		124	152	189	.47021	182
TOTALS		RPI 1-25	RPI 26-50		W-L RECORDS		RPI 51-100		RPI 101-150		RPI 150+
25-34-0		0-3-0	0-2-0		OVERALL		4-10-0		6-4-0		15-15-0
8-7-0		0-1-0	0-0-0		HOME		3-4-0		3-0-0		2-2-0
10-14-0		0-0-0	0-2-0		AWAY		1-1-0		0-2-0		9-9-0
7-13-0		0-2-0	0-0-0		NEUTRAL		0-5-0		3-2-0		4-4-0
12-22-0		0-3-0	0-2-0		NON-CONFERENCE		3-5-0		2-4-0		7-8-0
3-2-0		0-1-0	0-0-0		HOME		2-1-0		1-0-0		0-0-0
5-9-0		0-0-0	0-0-		AWAY		1-1-0		0-2-0		4-4-0
4-11-0		0-2-0	0-0-0		NEUTRAL		0-3-0		1-2-0		3-4-0
13-12-0		0-0-0	0-0-0		CONFERENCE		1-5-0		4-0-0		8-7-0
5-5-0		0-0-0	0-0-0		HOME		1-3-0		2-0-0		2-2-0
5-5-0		0-0-0	0-0-0		AWAY		0-0-0		0-0-0		5-5-0
3-2-0		0-0-0	0-0-0		NEUTRAL		0-2-0		2-0-0		1-0-0
RPI S	Opponent	Score	RPI S	Opponent	Score	RPI S	Opponent	Score	RPI S	Opponent	Score
18 N	Oklahoma St.	4 5	28 A	San Diego St.	0 5	54 H	Northwestern	6 12	106 N	Texas-Arlington	4 5
22 N	Florida St.	1 7	33 A	Louisville	3 5	55 H	Ball St.	6 7	106 N	Texas-Arlington	1 2
23 H	DePaul	2 4				55 H	Ball St.	7 10	108 N	Fla. Gulf Coast	7 5
						55 N	Ball St.	1 16	134 H	Miami (OH)	4 2
						77 N	Purdue	1 2	134 H	Miami (OH)	3 2
						77 N	Purdue	1 9	134 N	Miami (OH)	5 4
						87 H	Kent St.	7 2	134 N	Miami (OH)	6 5
						87 H	Kent St.	0 9	144 A	Valparaiso	2 14
						87 N	Kent St.	0 1	144 A	Valparaiso	0 9
						88 A	South Fla.	2 1	150 H	Ill.-Chicago	12 8
						89 N	Towson	3 8	151 N	St. Louis	12 6
						92 A	Texas St.	0 3	158 A	Loyola (IL)	2 5
						100 H	Western Ill.	4 0	158 A	Loyola (IL)	0 6
						100 H	Western Ill.	2 0	165 A	Ohio	5 6
									165 A	Ohio	6 3
									165 N	Ohio	1 0
									167 N	Harvard	1 2
									167 N	Harvard	4 5
									169 A	SIU Edwardsville	11 0
									170 A	Wisconsin	3 4
									170 A	Wisconsin	5 4
									184 A	San Diego	0 4
									184 A	San Diego	7 1
									187 A	UC Riverside	7 6
									189 N	New Mexico	2 7
									196 A	Bowling Green	1 3
									196 A	Bowling Green	5 1
			LAST 10 GAMES								
			87 N	Kent St.	0 1	199 A	Eastern Mich.	4 7			
			134 N	Miami (OH)	5 4	199 A	Eastern Mich.	6 7			
			165 N	Ohio	1 0	134 H	Miami (OH)	4 2			
			55 N	Ball St.	1 16	134 H	Miami (OH)	3 2			
			134 N	Miami (OH)	6 5	55 H	Ball St.	6 7			

Non-Div. I Games:

Northern Ill.

Northern Ill.

Maine

Maine					Through Games Of Tuesday, June 10								
Average RPI Win: 162		WON-LOST	WINNING	LAST 10	STRENGTH OF	OPP. STRENGTH	TEAM	ADJ	CONF.	ADJ CONF.			
Average RPI Loss: 138		RECORD	PCT. RANK	GAMES	SCHEDULE	OF SCHEDULE	RPI	RPI	RPI	RPI			
DIV. I ONLY		23-28-0	.45098 176	4-6-0		145	178	170	.47424 178	19	19		
DIV. I NON-CONF.		11-19-0	.36667 207	0-0-0		221	184	221	.43605 220	20	20		
<hr/>													
TOTALS		RPI 1-25		RPI 26-50		W-L RECORDS		RPI 51-100		RPI 101-150		RPI 150+	
23-28-0		0-0-0		1-4-0		OVERALL		3-7-0		4-6-0		15-11-0	
7-5-0		0-0-0		0-0-0		HOME		1-3-0		1-1-0		5-1-0	
8-11-0		0-0-0		1-3-0		AWAY		1-3-0		1-2-0		5-3-0	
8-12-0		0-0-0		0-1-0		NEUTRAL		1-1-0		2-3-0		5-7-0	
<hr/>													
11-19-0		0-0-0		1-4-0		NON-CONFERENCE		2-4-0		2-3-0		6-8-0	
0-0-0		0-0-0		0-0-0		HOME		0-0-0		0-0-0		0-0-0	
3-7-0		0-0-0		1-0-		AWAY		1-3-0		0-0-0		1-1-0	
8-12-0		0-0-0		0-1-0		NEUTRAL		1-1-0		2-3-0		5-7-0	
<hr/>													
12-9-0		0-0-0		0-0-0		CONFERENCE		1-3-0		2-3-0		9-3-0	
7-5-0		0-0-0		0-0-0		HOME		1-3-0		1-1-0		5-1-0	
5-4-0		0-0-0		0-0-0		AWAY		0-0-0		1-2-0		4-2-0	
0-0-0		0-0-0		0-0-0		NEUTRAL		0-0-0		0-0-0		0-0-0	
<hr/>													
RPI	S	Opponent	Score	RPI	S	Opponent	Score	RPI	S	Opponent	Score		
				31	N	BYU	1 9	52	N	Southern Ill.	5 1		
				39	A	UCF	6 4	67	H	Boston U.	1 5		
				44	A	Texas Tech	9 12	67	H	Boston U.	0 5		
				44	A	Texas Tech	3 4	67	H	Boston U.	7 2		
				44	A	Texas Tech	0 5	67	H	Boston U.	0 6		
								79	A	Stetson	3 2		
								79	A	Stetson	0 8		
								88	A	South Fla.	1 7		
								88	A	South Fla.	3 5		
								95	N	St. Joseph's	3 4		
										148	N	Bethune-Cookman	8 4
										152	H	Binghamton	4 0
										152	H	Binghamton	4 0
										152	H	Binghamton	3 2
										159	A	Albany (NY)	3 6
										159	A	Albany (NY)	7 4
										159	A	Albany (NY)	5 1
										166	H	UMBC	3 2
										166	H	UMBC	1 4
										166	H	UMBC	8 7
										181	N	Utah St.	5 7
										200	N	Western Mich.	2 3
										210	N	UMKC	12 7
										210	N	UMKC	6 7
										212	N	UC Santa Barbara	2 3
										229	A	Hartford	1 0
										229	A	Hartford	8 0
										229	A	Hartford	2 5
<hr/>													
				LAST 10 GAMES									
				107	H	Stony Brook	0 1	107	A	Stony Brook	2 3		
				67	H	Boston U.	1 5	67	H	Boston U.	0 6		
				107	H	Stony Brook	5 1	67	H	Boston U.	7 2		
				107	A	Stony Brook	1 3	67	H	Boston U.	0 5		
				107	A	Stony Brook	9 1	166	H	UMBC	8 7		

Non-Div. I Games:

Maine

RPI	S	Opponent	Score	
231	N	Dayton	7	4
231	N	Dayton	7	5
242	N	St. Francis (PA)	2	1
243	N	Holy Cross	12	2
243	N	Holy Cross	1	3
260	N	Utah Valley	8	10
272	A	Bryant	4	5
272	A	Bryant	6	0
274	N	Idaho St.	5	6

Maine

Average RPI Win:	166	WON-LOST RECORD	WINNING PCT. RANK	LAST 10 GAMES	STRENGTH OF SCHEDULE	OPP. STRENGTH OF SCHEDULE	TEAM RPI	ADJ RPI	CONF. RPI	ADJ CONF. RPI				
DIV. I ONLY		21-30-0	.41176	194	2-8-0	159	98	182	.47387	179	10	10		
DIV. I NON-CONF.		14-15-0	.48276	151	0-0-0	128	154	128	.50114	131	9	9		
<hr/>														
TOTALS	RPI 1-25	RPI 26-50		W-L RECORDS		RPI 51-100		RPI 101-150		RPI 150+				
21-30-0	0-1-0	0-7-0		OVERALL		4-6-0		5-9-0		12-7-0				
8-8-0	0-0-0	0-4-0		HOME		0-0-0		1-2-0		7-2-0				
9-14-0	0-0-0	0-3-0		AWAY		4-3-0		3-5-0		2-3-0				
4-8-0	0-1-0	0-0-0		NEUTRAL		0-3-0		1-2-0		3-2-0				
14-15-0	0-1-0	0-4-0		NON-CONFERENCE		3-4-0		2-3-0		9-3-0				
4-1-0	0-0-0	0-1-0		HOME		0-0-0		0-0-0		4-0-0				
6-6-0	0-0-0	0-0-		AWAY		3-1-0		1-1-0		2-1-0				
4-8-0	0-1-0	0-0-0		NEUTRAL		0-3-0		1-2-0		3-2-0				
7-15-0	0-0-0	0-3-0		CONFERENCE		1-2-0		3-6-0		3-4-0				
4-7-0	0-0-0	0-3-0		HOME		0-0-0		1-2-0		3-2-0				
3-8-0	0-0-0	0-0-0		AWAY		1-2-0		2-4-0		0-2-0				
0-0-0	0-0-0	0-0-0		NEUTRAL		0-0-0		0-0-0		0-0-0				
<hr/>														
RPI	S	Opponent	Score		RPI	S	Opponent	Score		RPI	S	Opponent	Score	
22	N	Florida St.	4	5	26	H	Massachusetts	0	12	66	A	Syracuse	6	9
					29	A	Hofstra	0	3	66	A	Syracuse	3	2
					29	A	Hofstra	1	5	66	A	Syracuse	1	5
					33	H	Louisville	3	7	67	A	Boston U.	10	9
					33	H	Louisville	0	5	67	N	Boston U.	4	6
					33	H	Louisville	1	10	67	N	Boston U.	1	9
					39	A	UCF	1	5	70	A	Fla. Atlantic	1	2
										79	A	Stetson	2	0
										79	A	Stetson	4	3
										97	N	Ga. Southern	2	9

Non-Div. I Games:

Connecticut

Connecticut

[illegible]

Non-Div. I Games:

Seton Hall

RPI	S	Opponent	Score	
213	H	Sacred Heart	8	4
225	N	Howard	10	6
246	H	Central Conn. St.	15	0
246	H	Central Conn. St.	3	2
279	A	St. Peter's	7	0
279	A	St. Peter's	3	2

Seton Hall

S
e
t
o
n
H
a
l
l

S
e
t
o
n
H
a
l
l

Utah
St.

Utah
St.

Utah St.

Average RPI Win:		164	WON-LOST RECORD		WINNING PCT. RANK		LAST 10 GAMES		STRENGTH OF SCHEDULE		OPP. STRENGTH OF SCHEDULE		TEAM RPI		ADJ RPI		CONF. RPI		ADJ CONF. RPI				
DIV. I ONLY			27-31-0		.46552	164	4-6-0		173		148		169		.47311		182	12		13			
DIV. I NON-CONF.			16-17-0		.48485	147	0-0-0		225		160		185		.46383		194	14		14			
TOTALS		RPI 1-25		RPI 26-50			W-L RECORDS			RPI 51-100			RPI 101-150			RPI 150+							
27-31-0		0-2-0		0-3-0			OVERALL			4-10-0			9-6-0			14-10-0							
15-14-0		0-1-0		0-3-0			HOME			2-4-0			3-4-0			10-2-0							
6-14-0		0-1-0		0-0-0			AWAY			1-5-0			4-2-0			1-6-0							
6-3-0		0-0-0		0-0-0			NEUTRAL			1-1-0			2-0-0			3-2-0							
16-17-0		0-2-0		0-0-0			NON-CONFERENCE			4-6-0			3-3-0			9-6-0							
10-7-0		0-1-0		0-0-0			HOME			2-3-0			1-2-0			7-1-0							
3-7-0		0-1-0		0-0-			AWAY			1-2-0			1-1-0			1-3-0							
3-3-0		0-0-0		0-0-0			NEUTRAL			1-1-0			1-0-0			1-2-0							
11-14-0		0-0-0		0-3-0			CONFERENCE			0-4-0			6-3-0			5-4-0							
5-7-0		0-0-0		0-3-0			HOME			0-1-0			2-2-0			3-1-0							
3-7-0		0-0-0		0-0-0			AWAY			0-3-0			3-1-0			0-3-0							
3-0-0		0-0-0		0-0-0			NEUTRAL			0-0-0			1-0-0			2-0-0							
RPI	S	Opponent		Score		RPI	S	Opponent		Score		RPI	S	Opponent		Score		RPI	S	Opponent		Score	
22	A	Florida St.		0	4	40	H	Radford		0	6	56	H	Longwood		7	6	107	N	Stony Brook		2	0
23	H	DePaul		1	6	40	H	Radford		4	6	56	N	Longwood		0	9	109	A	South Carolina		3	11
						40	H	Radford		1	9	61	A	North Carolina St.		2	8	109	A	South Carolina		4	3
												63	A	S.C. Upstate		0	4	109	H	South Carolina		1	3
												63	A	S.C. Upstate		4	2	111	A	Winthrop		6	1
												63	N	S.C. Upstate		6	1	111	A	Winthrop		3	1
												76	A	Liberty		0	2	111	A	Winthrop		2	10
												76	A	Liberty		2	3	111	H	Winthrop		1	6
												76	A	Liberty		2	8	111	N	Winthrop		2	0
												76	H	Liberty		3	5	126	A	Charleston So.		5	3
												86	H	Elon		2	0	126	H	Charleston So.		9	4
												86	H	Elon		1	13	126	H	Charleston So.		6	9
												87	H	Kent St.		3	7	126	H	Charleston So.		3	0
												99	H	Jacksonville		0	6	128	H	St. John's (NY)		15	2
																		140	H	Canisius		1	10
																		176	N	Georgetown		4	3
																		191	A	Gardner-Webb		0	2
																		191	A	Gardner-Webb		2	4
																		191	A	Gardner-Webb		0	6
																		191	H	Gardner-Webb		6	4
																		191	N	Gardner-Webb		2	0
																		191	N	Gardner-Webb		1	0
																		202	A	Col. of Charleston		0	8
																		202	A	Col. of Charleston		4	9
																		208	H	Buffalo		9	1
																		213	H	Sacred Heart		3	2
																		219	H	Presbyterian		3	0
LAST 10 GAMES																							
						76	H	Liberty		3	5	76	A	Liberty		2	3	202	A	Col. of Charleston		0	8
						126	H	Charleston So.		9	4	76	A	Liberty		0	2	202	A	Col. of Charleston		4	9
						191	H	Gardner-Webb		6	4	111	A	Winthrop		6	1	208	H	Buffalo		9	1
						111	H	Winthrop		1	6	111	A	Winthrop		3	1	213	H	Sacred Heart		3	2
						76	A	Liberty		2	8	111	A	Winthrop		2	10	219	H	Presbyterian		3	0

Non-Div. I Games:

Coastal Caro.

RPI	S	Opponent	Score	
219	H	Presbyterian	4	2
219	H	Presbyterian	2	6
226	H	Eastern Ky.	13	1
239	N	South Dakota St.	2	5
239	N	South Dakota St.	1	2
241	H	Siena	2	3
250	A	UNC Wilmington	6	9
250	A	UNC Wilmington	4	2
250	H	UNC Wilmington	9	0
250	H	UNC Wilmington	6	1
257	H	Oakland	3	2
266	H	Houston Baptist	17	0

Coastal Caro.

C
o
a
s
t
a
l
C
a
r
o
.

C
o
a
s
t
a
l
C
a
r
o
.

Average RPI Win:		179	WON-LOST RECORD		WINNING PCT. RANK		LAST 10 GAMES		STRENGTH OF SCHEDULE		OPP. STRENGTH OF SCHEDULE		TEAM RPI		ADJ RPI		CONF. RPI		ADJ CONF. RPI	
DIV. I ONLY			23-31-0		.42593 188		7-3-0		167		145		186		.47242 183		28		28	
DIV. I NON-CONF.			10-24-0		.29412 227		0-0-0		123		91		203		.45989 202		23		23	
TOTALS		RPI 1-25		RPI 26-50		W-L RECORDS		RPI 51-100		RPI 101-150		RPI 150+								
23-31-0		0-4-0		0-2-0		OVERALL		1-6-0		5-9-0		17-10-0								
10-12-0		0-0-0		0-0-0		HOME		0-5-0		1-3-0		9-4-0								
7-14-0		0-2-0		0-2-0		AWAY		0-0-0		4-5-0		3-5-0								
6-5-0		0-2-0		0-0-0		NEUTRAL		1-1-0		0-1-0		5-1-0								
10-24-0		0-4-0		0-2-0		NON-CONFERENCE		1-6-0		1-9-0		8-3-0								
4-10-0		0-0-0		0-0-0		HOME		0-5-0		1-3-0		3-2-0								
0-9-0		0-2-0		0-0-		AWAY		0-0-0		0-5-0		0-0-0								
6-5-0		0-2-0		0-0-0		NEUTRAL		1-1-0		0-1-0		5-1-0								
13-7-0		0-0-0		0-0-0		CONFERENCE		0-0-0		4-0-0		9-7-0								
6-2-0		0-0-0		0-0-0		HOME		0-0-0		0-0-0		6-2-0								
7-5-0		0-0-0		0-0-0		AWAY		0-0-0		4-0-0		3-5-0								
0-0-0		0-0-0		0-0-0		NEUTRAL		0-0-0		0-0-0		0-0-0								
RPI	S	Opponent		Score		RPI	S	Opponent		Score		RPI	S	Opponent		Score				
15	A	California		0	6	41	A	Fresno St.		0	6	59	H	Charlotte		4	10			
15	N	California		1	3	41	A	Fresno St.		2	3	59	H	Charlotte		5	11			
19	N	Illinois		1	7							59	H	Charlotte		0	3			
20	A	Stanford		0	1							69	N	Iowa St.		2	3			
												69	N	Iowa St.		3	4			
												90	H	Colorado St.		6	8			
												90	H	Colorado St.		4	9			
												102	H	San Jose St.		4	10			
												102	H	San Jose St.		5	11			
												104	A	Cal Poly		0	3			
												104	A	Cal Poly		2	3			
												119	A	UC Davis		3	7			
												119	A	UC Davis		5	7			
												119	A	UC Davis		3	4			
												130	A	Loyola Marymount		9	0			
												130	A	Loyola Marymount		4	3			
												130	A	Loyola Marymount		9	6			
												130	A	Loyola Marymount		12	8			
												143	H	Nevada		1	5			
												143	H	Nevada		4	3			
												143	N	Nevada		4	6			
												156	N	Pacific		6	3			
												156	N	Pacific		3	2			
												161	A	St. Mary's (CA)		2	4			
												161	A	St. Mary's (CA)		1	4			
												161	A	St. Mary's (CA)		2	4			
												161	A	St. Mary's (CA)		5	3			
												172	H	Boise St.		2	11			
												172	H	Boise St.		7	5			
												174	H	Iona		0	5			
												181	H	Utah St.		10	2			
												181	H	Utah St.		3	0			
												184	A	San Diego		4	0			
												184	A	San Diego		1	0			

Non-Div. I Games:

Sacramento St.

RPI	S	Opponent	Score	
184	A	San Diego	4	6
184	A	San Diego	1	2
187	N	UC Riverside	2	6
187	N	UC Riverside	8	4
187	N	UC Riverside	2	0
209	H	Cal St. Bakersfield	8	0
209	H	Cal St. Bakersfield	2	3
209	H	Cal St. Bakersfield	2	4
209	H	Cal St. Bakersfield	4	3
212	N	UC Santa Barbara	5	2
252	H	Santa Clara	17	0
252	H	Santa Clara	6	2
252	H	Santa Clara	10	3
252	H	Santa Clara	16	0

Sacramento St.

S
a
c
r
a
m
e
n
t
o
s
t
.

S
a
c
r
a
m
e
n
t
o
s
t
.

Average RPI Win:	177	WON-LOST	WINNING	LAST 10	STRENGTH OF	OPP. STRENGTH	TEAM	ADJ	CONF.	ADJ CONF.			
Average RPI Loss:	130	RECORD	PCT. RANK	GAMES	SCHEDULE	OF SCHEDULE	RPI	RPI	RPI	RPI			
DIV. I ONLY		22-25-0	.46809	161	8-2-0	210	135	188	.47125	184	28	28	
DIV. I NON-CONF.		11-18-0	.37931	200	0-0-0	153	96	187	.47364	176	23	23	
<hr/>													
TOTALS	RPI 1-25	RPI 26-50		W-L RECORDS		RPI 51-100		RPI 101-150		RPI 150+			
22-25-0	0-2-0	2-3-0		OVERALL		0-5-0		5-1-0		15-14-0			
18-10-0	0-0-0	1-1-0		HOME		0-2-0		5-0-0		12-7-0			
2-8-0	0-0-0	0-1-0		AWAY		0-1-0		0-1-0		2-5-0			
2-7-0	0-2-0	1-1-0		NEUTRAL		0-2-0		0-0-0		1-2-0			
11-18-0	0-2-0	2-3-0		NON-CONFERENCE		0-5-0		1-1-0		8-7-0			
9-7-0	0-0-0	1-1-0		HOME		0-2-0		1-0-0		7-4-0			
0-4-0	0-0-0	0-0-		AWAY		0-1-0		0-1-0		0-1-0			
2-7-0	0-2-0	1-1-0		NEUTRAL		0-2-0		0-0-0		1-2-0			
11-7-0	0-0-0	0-0-0		CONFERENCE		0-0-0		4-0-0		7-7-0			
9-3-0	0-0-0	0-0-0		HOME		0-0-0		4-0-0		5-3-0			
2-4-0	0-0-0	0-0-0		AWAY		0-0-0		0-0-0		2-4-0			
0-0-0	0-0-0	0-0-0		NEUTRAL		0-0-0		0-0-0		0-0-0			
RPI	S	Opponent	Score	RPI	S	Opponent	Score	RPI	S	Opponent	Score		
11	N	Hawaii	3 16	26	H	Massachusetts	1 3	51	A	UNLV	3 11		
21	N	Oregon	5 14	28	A	San Diego St.	0 4	51	N	UNLV	3 4		
				28	H	San Diego St.	3 2	58	H	Oregon St.	2 9		
				31	N	BYU	3 11	77	N	Purdue	5 6		
				35	N	Notre Dame	2 1	93	H	Kansas	4 5		
										103	A	Long Beach St.	1 6
										130	H	Loyola Marymount	7 2
										130	H	Loyola Marymount	4 1
										130	H	Loyola Marymount	6 3
										130	H	Loyola Marymount	6 5
										150	H	Ill.-Chicago	8 7
										161	A	St. Mary's (CA)	5 6
										161	A	St. Mary's (CA)	0 11
										167	H	Harvard	3 2
										170	H	Wisconsin	1 12
										172	H	Boise St.	6 5
										172	N	Boise St.	4 3
										172	N	Boise St.	2 10
										177	H	Northern Ill.	1 7
										177	H	Northern Ill.	4 0
										183	H	Sacramento St.	0 1
										183	H	Sacramento St.	6 4
										183	H	Sacramento St.	0 4
										183	H	Sacramento St.	2 1
										187	A	UC Riverside	1 6
										187	H	UC Riverside	7 4
										208	H	Buffalo	3 4
										208	N	Buffalo	3 5
										209	A	Cal St. Bakersfield	3 4
										209	A	Cal St. Bakersfield	7 6
										209	A	Cal St. Bakersfield	3 9
										209	A	Cal St. Bakersfield	6 5
				LAST 10 GAMES									
				252	H	Santa Clara	4 1	130	H	Loyola Marymount	7 2		
				252	H	Santa Clara	1 5	130	H	Loyola Marymount	4 1		
				252	H	Santa Clara	4 0	130	H	Loyola Marymount	6 3		
				252	H	Santa Clara	6 5	209	A	Cal St. Bakersfield	3 9		
				130	H	Loyola Marymount	6 5	209	A	Cal St. Bakersfield	6 5		

Non-Div. I Games:

San Diego

San Diego

Average RPI Win: 194		WON-LOST RECORD	WINNING PCT. RANK	LAST 10 GAMES	STRENGTH OF SCHEDULE	OPP. STRENGTH OF SCHEDULE	TEAM RPI	ADJ RPI	CONF. RPI	ADJ CONF. RPI	
Average RPI Loss: 121											
DIV. I ONLY		20-24-0	.45455 172	3-7-0	189	162	183	.46986 185	14	14	
DIV. I NON-CONF.		12-11-0	.52174 121	0-1-0	227	198	171	.47652 171	15	15	
<hr/>											
TOTALS		RPI 1-25	RPI 26-50		W-L RECORDS		RPI 51-100		RPI 101-150		RPI 150+
20-24-0		0-0-0	0-3-0		OVERALL		1-8-0		2-6-0		17-7-0
10-9-0		0-0-0	0-0-0		HOME		1-2-0		1-2-0		8-5-0
8-11-0		0-0-0	0-3-0		AWAY		0-5-0		0-1-0		8-2-0
2-4-0		0-0-0	0-0-0		NEUTRAL		0-1-0		1-3-0		1-0-0
12-11-0		0-0-0	0-0-0		NON-CONFERENCE		0-3-0		1-4-0		11-4-0
4-3-0		0-0-0	0-0-0		HOME		0-0-0		0-0-0		4-3-0
6-4-0		0-0-0	0-0-		AWAY		0-2-0		0-1-0		6-1-0
2-4-0		0-0-0	0-0-0		NEUTRAL		0-1-0		1-3-0		1-0-0
8-13-0		0-0-0	0-3-0		CONFERENCE		1-5-0		1-2-0		6-3-0
6-6-0		0-0-0	0-0-0		HOME		1-2-0		1-2-0		4-2-0
2-7-0		0-0-0	0-3-0		AWAY		0-3-0		0-0-0		2-1-0
0-0-0		0-0-0	0-0-0		NEUTRAL		0-0-0		0-0-0		0-0-0
RPI S	Opponent	Score	RPI S	Opponent	Score	RPI S	Opponent	Score	RPI S	Opponent	Score
			29 A Hofstra	2	12	65 A Georgia St.	0	3	105 N Memphis	2	5
			29 A Hofstra	3	4	65 A Georgia St.	2	3	117 H James Madison	2	7
			29 A Hofstra	1	2	65 A Georgia St.	1	4	117 H James Madison	1	4
						71 N Virginia Tech	3	5	117 H James Madison	4	3
						89 H Towson	2	7	127 N UNC Greensboro	3	0
						89 H Towson	3	7	136 A Villanova	4	5
						89 H Towson	5	2	142 N North Dakota St.	3	10
						95 A St. Joseph's	1	2	148 N Bethune-Cookman	1	5
						99 A Jacksonville	0	3	156 H Bucknell	2	3
									156 H Bucknell	3	1
									170 N Wisconsin	6	5
									174 H Iona	10	2
									174 H Iona	2	3
									175 A Delaware	5	4
									175 A Delaware	4	7
									175 A Delaware	3	2
									176 H Georgetown	4	0
									206 A Temple	2	1
									206 A Temple	0	2
									212 A UC Santa Barbara	4	2
									223 H George Mason	6	2
									223 H George Mason	1	10
									223 H George Mason	3	2
									227 A Penn	7	0
									227 A Penn	8	2
									233 H La Salle	3	1
									233 H La Salle	1	4
LAST 10 GAMES			29 A Hofstra	3	4	117 H James Madison	4	3			
			29 A Hofstra	1	2	136 A Villanova	4	5			
			29 A Hofstra	2	12	175 A Delaware	5	4			
			117 H James Madison	2	7	175 A Delaware	3	2			
			117 H James Madison	1	4	175 A Delaware	4	7			

Non-Div. I Games:

Drexel

RPI	S	Opponent	Score	
237	A	Lafayette	13	7
237	A	Lafayette	8	0
250	H	UNC Wilmington	4	3
250	H	UNC Wilmington	2	5
250	H	UNC Wilmington	2	1

Drexel

D
r
e
x
e
l

D
r
e
x
e
l

Average RPI Win:		201	WON-LOST		WINNING	LAST 10		STRENGTH OF		OPP. STRENGTH	TEAM	ADJ		CONF.	ADJ CONF.
Average RPI Loss:		113	RECORD		PCT. RANK	GAMES		SCHEDULE		OF SCHEDULE	RPI	RPI		RPI	RPI
DIV. I ONLY			27-27-0		.5	135		206		190	179	.4689		186	15
DIV. I NON-CONF.			14-10-0		.58333	88		253		255	182	.46736		185	17
TOTALS		RPI 1-25	RPI 26-50		W-L RECORDS		RPI 51-100		RPI 101-150		RPI 150+				
27-27-0		0-3-0	1-1-0		OVERALL		3-7-0		5-11-0		18-5-0				
15-8-0		0-0-0	0-0-0		HOME		0-0-0		5-5-0		10-3-0				
8-17-0		0-3-0	0-0-0		AWAY		3-7-0		0-5-0		5-2-0				
4-2-0		0-0-0	1-1-0		NEUTRAL		0-0-0		0-1-0		3-0-0				
14-10-0		0-3-0	1-1-0		NON-CONFERENCE		1-0-0		0-4-0		12-2-0				
7-1-0		0-0-0	0-0-0		HOME		0-0-0		0-1-0		7-0-0				
3-7-0		0-3-0	0-0-		AWAY		1-0-0		0-2-0		2-2-0				
4-2-0		0-0-0	1-1-0		NEUTRAL		0-0-0		0-1-0		3-0-0				
13-17-0		0-0-0	0-0-0		CONFERENCE		2-7-0		5-7-0		6-3-0				
8-7-0		0-0-0	0-0-0		HOME		0-0-0		5-4-0		3-3-0				
5-10-0		0-0-0	0-0-0		AWAY		2-7-0		0-3-0		3-0-0				
0-0-0		0-0-0	0-0-0		NEUTRAL		0-0-0		0-0-0		0-0-0				
RPI	S	Opponent	Score	RPI	S	Opponent	Score	RPI	S	Opponent	Score	RPI	S	Opponent	Score
6	A	Florida	0 15	43	N	UAB	2 5	83	A	McNeese St.	6 7	106	H	Texas-Arlington	0 4
6	A	Florida	1 10	43	N	UAB	3 2	83	A	McNeese St.	2 9	106	H	Texas-Arlington	1 5
6	A	Florida	0 5					83	A	McNeese St.	0 4	106	H	Texas-Arlington	2 1
								92	A	Texas St.	1 0	112	A	A&M-Corpus Christi	3 4
								92	A	Texas St.	1 7	112	A	A&M-Corpus Christi	0 3
								92	A	Texas St.	4 6	112	A	A&M-Corpus Christi	0 4
								96	A	Stephen F. Austin	3 2	115	H	La.-Monroe	0 4
								96	A	Stephen F. Austin	0 2	115	N	La.-Monroe	4 5
								96	A	Stephen F. Austin	0 4	116	A	Southern Miss.	0 8
								98	A	South Ala.	3 2	116	A	Southern Miss.	2 8
												131	H	Nicholls St.	4 3
												131	H	Nicholls St.	6 5
												131	H	Nicholls St.	5 6
												146	H	UTSA	1 0
												146	H	UTSA	0 4
												146	H	UTSA	5 1
												153	H	Sam Houston St.	2 11
												153	H	Sam Houston St.	1 0
												153	H	Sam Houston St.	10 7
												205	H	Central Ark.	5 4
												205	H	Central Ark.	1 8
												205	H	Central Ark.	1 5
												210	N	UMKC	13 2
												238	A	Southeastern La.	7 1
												238	A	Southeastern La.	2 0
												238	A	Southeastern La.	6 2
												256	N	Belmont	3 1
				LAST 10 GAMES											
				146	H	UTSA	0 4	92	A	Texas St.	1 7	210	N	UMKC	13 2
				146	H	UTSA	1 0	92	A	Texas St.	4 6	238	A	Southeastern La.	7 1
				146	H	UTSA	5 1	92	A	Texas St.	1 0	238	A	Southeastern La.	2 0
				116	A	Southern Miss.	2 8	131	H	Nicholls St.	6 5	238	A	Southeastern La.	6 2
				116	A	Southern Miss.	0 8	131	H	Nicholls St.	4 3	256	N	Belmont	3 1

Non-Div. I Games:

Northwestern St.

Northwestern St.

Average RPI Win:		166	WON-LOST RECORD		WINNING PCT. RANK	LAST 10 GAMES		STRENGTH OF SCHEDULE		OPP. STRENGTH OF SCHEDULE	TEAM RPI	ADJ RPI	CONF. RPI	ADJ CONF. RPI			
Average RPI Loss:		117															
DIV. I ONLY			22-32-0		.40741	195	0-10-0		188	117	197	.46751	187	16	15		
DIV. I NON-CONF.			15-18-0		.45455	165	0-0-0		133	155	148	.49517	145	11	11		
TOTALS		RPI 1-25		RPI 26-50		W-L RECORDS		RPI 51-100		RPI 101-150		RPI 150+					
22-32-0		1-3-0		0-3-0		OVERALL		1-5-0		5-8-0		15-13-0					
15-11-0		1-0-0		0-2-0		HOME		0-3-0		2-0-0		12-6-0					
5-11-0		0-1-0		0-0-0		AWAY		0-0-0		3-8-0		2-2-0					
2-10-0		0-2-0		0-1-0		NEUTRAL		1-2-0		0-0-0		1-5-0					
15-18-0		1-3-0		0-3-0		NON-CONFERENCE		1-2-0		3-1-0		10-9-0					
12-5-0		1-0-0		0-2-0		HOME		0-0-0		2-0-0		9-3-0					
1-3-0		0-1-0		0-0-		AWAY		0-0-0		1-1-0		0-1-0					
2-10-0		0-2-0		0-1-0		NEUTRAL		1-2-0		0-0-0		1-5-0					
7-14-0		0-0-0		0-0-0		CONFERENCE		0-3-0		2-7-0		5-4-0					
3-6-0		0-0-0		0-0-0		HOME		0-3-0		0-0-0		3-3-0					
4-8-0		0-0-0		0-0-0		AWAY		0-0-0		2-7-0		2-1-0					
0-0-0		0-0-0		0-0-0		NEUTRAL		0-0-0		0-0-0		0-0-0					
RPI	S	Opponent		Score		RPI	S	Opponent		Score		RPI	S	Opponent		Score	
3	H	UCLA		3	2	30	H	Ohio St.		1	7	57	N	North Texas		1	9
15	N	California		0	3	35	H	Notre Dame		0	10	57	N	North Texas		8	5
19	N	Illinois		0	8	41	N	Fresno St.		2	10	57	N	North Texas		2	7
20	A	Stanford		1	9							85	H	Cal St. Northridge		1	11
												85	H	Cal St. Northridge		0	8
												85	H	Cal St. Northridge		5	7

Non-Div. I Games:

UC Riverside

RPI	S	Opponent	Score	
183	N	Sacramento St.	4	8
184	A	San Diego	4	7
184	H	San Diego	6	1
193	H	East Tenn. St.	3	2
193	H	East Tenn. St.	2	5
208	H	Buffalo	3	1
208	H	Buffalo	4	5
209	H	Cal St. Bakersfield	10	2
209	H	Cal St. Bakersfield	4	2
212	H	UC Santa Barbara	1	4
212	H	UC Santa Barbara	4	1
212	H	UC Santa Barbara	7	2
274	H	Idaho St.	9	2
274	H	Idaho St.	3	0

UC Riverside

Average RPI Win: 207		WON-LOST	WINNING	LAST 10	STRENGTH OF		OPP. STRENGTH	TEAM	ADJ	CONF.	ADJ CONF.
Average RPI Loss: 159		RECORD	PCT. RANK	GAMES	SCHEDULE		OF SCHEDULE	RPI	RPI	RPI	RPI
DIV. I ONLY		27-20-0	.57447	89	7-3-0		241	242	175	.46732	188
DIV. I NON-CONF.		15-7-0	.68182	42	1-1-0		283	273	178	.46415	193
TOTALS		RPI 1-25	RPI 26-50		W-L RECORDS		RPI 51-100		RPI 101-150		RPI 150+
27-20-0	0-0-0	0-0-0		OVERALL		1-4-0		6-9-0		20-7-0	
9-6-0	0-0-0	0-0-0		HOME		0-3-0		3-0-0		6-3-0	
6-8-0	0-0-0	0-0-0		AWAY		1-1-0		2-7-0		3-0-0	
12-6-0	0-0-0	0-0-0		NEUTRAL		0-0-0		1-2-0		11-4-0	
15-7-0	0-0-0	0-0-0		NON-CONFERENCE		1-1-0		1-0-0		13-6-0	
2-2-0	0-0-0	0-0-0		HOME		0-0-0		0-0-0		2-2-0	
2-1-0	0-0-0	0-0-		AWAY		1-1-0		1-0-0		0-0-0	
11-4-0	0-0-0	0-0-0		NEUTRAL		0-0-0		0-0-0		11-4-0	
12-13-0	0-0-0	0-0-0		CONFERENCE		0-3-0		5-9-0		7-1-0	
7-4-0	0-0-0	0-0-0		HOME		0-3-0		3-0-0		4-1-0	
4-7-0	0-0-0	0-0-0		AWAY		0-0-0		1-7-0		3-0-0	
1-2-0	0-0-0	0-0-0		NEUTRAL		0-0-0		1-2-0		0-0-0	
RPI S	Opponent	Score	RPI S	Opponent	Score	RPI S	Opponent	Score	RPI S	Opponent	Score
						91 H	Cleveland St.	1 6	110 A	UNI	5 4
						91 H	Cleveland St.	0 11	118 A	Wright St.	2 11
						91 H	Cleveland St.	1 3	118 A	Wright St.	13 9
						100 A	Western Ill.	8 5	118 A	Wright St.	7 8
						100 A	Western Ill.	0 4	132 H	Butler	5 2
									132 H	Butler	4 2
									132 H	Butler	2 1
									132 N	Butler	3 2
									144 A	Valparaiso	0 3
									144 A	Valparaiso	0 8
									144 N	Valparaiso	0 4
									144 N	Valparaiso	0 1
									150 A	Ill.-Chicago	2 5
									150 A	Ill.-Chicago	1 2
									150 A	Ill.-Chicago	4 5
									158 H	Loyola (IL)	1 3
									158 H	Loyola (IL)	7 6
									158 H	Loyola (IL)	6 3
									160 N	Army	6 5
									170 H	Wisconsin	4 13
									170 H	Wisconsin	12 11
									198 N	Florida A&M	4 0
									204 N	Manhattan	8 2
									218 N	Colgate	7 8
									224 N	Akron	4 1
									231 N	Dayton	2 9
									233 N	La Salle	2 3
			LAST 10 GAMES								
			144 N	Valparaiso	0 1	132 H	Butler	4 2			
			132 N	Butler	3 2	132 H	Butler	2 1			
			144 N	Valparaiso	0 4	132 H	Butler	5 2			
			249 H	Youngstown St.	5 2	268 H	North Dakota	1 8			
			249 H	Youngstown St.	6 5	268 H	North Dakota	9 1			

Non-Div. I Games:

Green Bay

RPI	S	Opponent	Score	
236	N	Rider	15	4
248	N	Brown	6	0
249	H	Youngstown St.	5	2
249	H	Youngstown St.	6	5
265	N	Columbia	0	1
268	H	North Dakota	9	1
268	H	North Dakota	1	8
268	N	North Dakota	5	0
271	N	Marist	17	5
273	N	South Dakota	5	1
277	A	Detroit	5	2
277	A	Detroit	16	4
277	A	Detroit	13	2
279	N	St. Peter's	5	0
279	N	St. Peter's	5	0

Green Bay

G
r
e
e
n
B
a
y

G
r
e
e
n
B
a
y

Average RPI Win:		184	WON-LOST RECORD		WINNING PCT. RANK		LAST 10 GAMES		STRENGTH OF SCHEDULE		OPP. STRENGTH OF SCHEDULE		TEAM RPI		ADJ RPI		CONF. RPI		ADJ CONF. RPI				
DIV. I ONLY			11-37-0		.22917	269	1-9-0		46		64		191		.4666		189	6		7			
DIV. I NON-CONF.			10-23-0		.30303	224	0-2-0		88		61		180		.4729		177	8		8			
TOTALS		RPI 1-25		RPI 26-50				W-L RECORDS		RPI 51-100				RPI 101-150				RPI 150+					
11-37-0		0-8-0		1-7-0				OVERALL		1-14-0				2-6-0				7-2-0					
3-19-0		0-3-0		0-3-0				HOME		0-9-0				0-3-0				3-1-0					
1-8-0		0-1-0		0-3-0				AWAY		1-3-0				0-1-0				0-0-0					
7-10-0		0-4-0		1-1-0				NEUTRAL		0-2-0				2-2-0				4-1-0					
10-23-0		0-8-0		1-1-0				NON-CONFERENCE		1-8-0				1-4-0				7-2-0					
3-11-0		0-3-0		0-0-0				HOME		0-6-0				0-1-0				3-1-0					
1-2-0		0-1-0		0-0-				AWAY		1-0-0				0-1-0				0-0-0					
6-10-0		0-4-0		1-1-0				NEUTRAL		0-2-0				1-2-0				4-1-0					
1-14-0		0-0-0		0-6-0				CONFERENCE		0-6-0				1-2-0				0-0-0					
0-8-0		0-0-0		0-3-0				HOME		0-3-0				0-2-0				0-0-0					
0-6-0		0-0-0		0-3-0				AWAY		0-3-0				0-0-0				0-0-0					
1-0-0		0-0-0		0-0-0				NEUTRAL		0-0-0				1-0-0				0-0-0					
RPI	S	Opponent		Score		RPI	S	Opponent		Score		RPI	S	Opponent		Score		RPI	S	Opponent		Score	
2	N	Washington		1	10	28	A	San Diego St.		2	7	51	A	UNLV		3	8	102	N	San Jose St.		2	0
4	H	Arizona		0	14	28	H	San Diego St.		1	6	51	A	UNLV		11	12	102	N	San Jose St.		1	6
4	H	Arizona		0	8	28	H	San Diego St.		6	7	51	H	UNLV		1	3	106	N	Texas-Arlington		2	3
4	H	Arizona		2	10	31	A	BYU		1	6	60	H	Baylor		4	5	123	H	Utah		1	9
4	N	Arizona		3	9	31	A	BYU		6	11	60	H	Baylor		3	7	123	H	Utah		2	10
8	A	Missouri		0	2	31	H	BYU		5	10	60	H	Baylor		0	8	123	N	Utah		10	6
18	N	Oklahoma St.		1	2	33	N	Louisville		6	5	60	H	Baylor		4	17	125	A	New Mexico St.		0	10
19	N	Illinois		0	7	41	N	Fresno St.		2	8	75	H	UTEP		3	7	125	H	New Mexico St.		3	12
												75	H	UTEP		2	12	177	N	Northern Ill.		7	2
												75	N	UTEP		5	7	201	N	Bradley		14	5
												77	N	Purdue		4	12	235	N	Northern Colo.		12	5
												90	A	Colorado St.		1	4	235	N	Northern Colo.		11	13
												90	H	Colorado St.		5	9	258	H	Seattle		9	0
												90	H	Colorado St.		1	2	258	H	Seattle		3	9
												92	A	Texas St.		8	0	258	H	Seattle		9	8
																		258	H	Seattle		6	1
																		282	N	Weber St.		8	1
LAST 10 GAMES																							
						28	H	San Diego St.		6	7	31	A	BYU		6	11						
						28	H	San Diego St.		1	6	123	N	Utah		10	6						
						51	H	UNLV		1	3	75	H	UTEP		3	7						
						90	A	Colorado St.		1	4	75	H	UTEP		2	12						
						31	A	BYU		1	6	90	H	Colorado St.		5	9						

Non-Div. I Games:

New Mexico

Average RPI Win: 168		WON-LOST	WINNING	LAST 10	STRENGTH OF		OPP. STRENGTH	TEAM	ADJ	CONF.	ADJ CONF.
Average RPI Loss: 114		RECORD	PCT. RANK	GAMES	SCHEDULE		OF SCHEDULE	RPI	RPI	RPI	RPI
DIV. I ONLY		19-31-0	.38	213	6-4-0		139	146	193	.46637	190
DIV. I NON-CONF.		9-17-0	.34615	214	0-1-0		143	133	200	.46114	198
TOTALS		RPI 1-25	RPI 26-50		W-L RECORDS		RPI 51-100		RPI 101-150		RPI 150+
19-31-0		0-1-0	0-4-0		OVERALL		4-12-0		7-5-0		8-9-0
9-13-0		0-0-0	0-1-0		HOME		2-7-0		6-4-0		1-1-0
6-13-0		0-1-0	0-2-0		AWAY		2-4-0		0-0-0		4-6-0
4-5-0		0-0-0	0-1-0		NEUTRAL		0-1-0		1-1-0		3-2-0
9-17-0		0-1-0	0-4-0		NON-CONFERENCE		1-6-0		4-2-0		4-4-0
4-6-0		0-0-0	0-1-0		HOME		0-3-0		3-1-0		1-1-0
1-6-0		0-1-0	0-0-		AWAY		1-2-0		0-0-0		0-1-0
4-5-0		0-0-0	0-1-0		NEUTRAL		0-1-0		1-1-0		3-2-0
10-14-0		0-0-0	0-0-0		CONFERENCE		3-6-0		3-3-0		4-5-0
5-7-0		0-0-0	0-0-0		HOME		2-4-0		3-3-0		0-0-0
5-7-0		0-0-0	0-0-0		AWAY		1-2-0		0-0-0		4-5-0
0-0-0		0-0-0	0-0-0		NEUTRAL		0-0-0		0-0-0		0-0-0
RPI S	Opponent	Score	RPI S	Opponent	Score	RPI S	Opponent	Score	RPI S	Opponent	Score
16 A	Arizona St.	1 6	38 A	Auburn	0 13	62 H	Mississippi	1 3	110 N	UNI	11 7
			43 A	UAB	3 4	62 H	Mississippi	3 7	127 H	UNC Greensboro	7 1
			43 H	UAB	1 7	68 H	Chattanooga	1 12	127 H	UNC Greensboro	3 5
			43 N	UAB	2 8	68 H	Chattanooga	2 3	127 H	UNC Greensboro	5 4
						68 H	Chattanooga	4 7	129 H	Appalachian St.	2 5
						72 N	Creighton	0 1	129 H	Appalachian St.	1 5
						80 H	Troy	6 9	129 H	Appalachian St.	7 0
						81 A	Jacksonville St.	2 3	131 N	Nicholls St.	2 3
						86 A	Elon	2 1	134 H	Miami (OH)	4 1
						86 A	Elon	3 5	134 H	Miami (OH)	2 1
						86 A	Elon	4 8	141 H	Mercer	1 0
						94 A	Kennesaw St.	0 1	141 H	Mercer	0 5
						97 H	Ga. Southern	6 5	162 A	Furman	2 3
						97 H	Ga. Southern	0 1	162 A	Furman	2 5
						97 H	Ga. Southern	7 2	162 A	Furman	1 2
						98 A	South Ala.	11 2	169 N	SIU Edwardsville	10 6
									202 A	Col. of Charleston	0 4
									202 A	Col. of Charleston	2 0
									202 A	Col. of Charleston	2 10
									205 N	Central Ark.	4 5
									212 N	UC Santa Barbara	2 5
									214 A	Mississippi Val.	4 6
									240 H	Murray St.	3 11
									240 H	Murray St.	5 0
									255 N	Alabama St.	5 2
									259 A	Western Caro.	9 1
									259 A	Western Caro.	9 0
			LAST 10 GAMES								
			127 H	UNC Greensboro	5 4	259 A	Western Caro.	10 4			
			127 H	UNC Greensboro	7 1	81 A	Jacksonville St.	2 3			
			127 H	UNC Greensboro	3 5	86 A	Elon	4 8			
			259 A	Western Caro.	9 1	86 A	Elon	2 1			
			259 A	Western Caro.	9 0	86 A	Elon	3 5			

Non-Div. I Games:

Samford

RPI	S	Opponent	Score	
259	A	Western Caro.	10	4
274	N	Idaho St.	3	2

Samford

S
a
m
f
o
r
d

S
a
m
f
o
r
d

Average RPI Win:		213	WON-LOST RECORD		WINNING PCT. RANK		LAST 10 GAMES		STRENGTH OF SCHEDULE		OPP. STRENGTH OF SCHEDULE		TEAM RPI		ADJ RPI		CONF. RPI		ADJ CONF. RPI	
Average RPI Loss:		111	22-32-0		.40741 195		6-4-0		148		202		194		.46454 191		12		13	
DIV. I ONLY			13-18-0		.41935 182		3-1-0		212		252		209		.44844 209		14		14	
DIV. I NON-CONF.																				
TOTALS		RPI 1-25		RPI 26-50		W-L RECORDS		RPI 51-100		RPI 101-150		RPI 150+								
22-32-0		0-2-0		0-5-0		OVERALL		0-8-0		4-7-0		18-10-0								
11-6-0		0-0-0		0-0-0		HOME		0-4-0		3-1-0		8-1-0								
6-17-0		0-2-0		0-4-0		AWAY		0-3-0		0-4-0		6-4-0								
5-9-0		0-0-0		0-1-0		NEUTRAL		0-1-0		1-2-0		4-5-0								
13-18-0		0-2-0		0-1-0		NON-CONFERENCE		0-5-0		0-4-0		13-6-0								
4-4-0		0-0-0		0-0-0		HOME		0-4-0		0-0-0		4-0-0								
5-8-0		0-2-0		0-0-		AWAY		0-0-0		0-2-0		5-3-0								
4-6-0		0-0-0		0-0-0		NEUTRAL		0-1-0		0-2-0		4-3-0								
9-14-0		0-0-0		0-4-0		CONFERENCE		0-3-0		4-3-0		5-4-0								
7-2-0		0-0-0		0-0-0		HOME		0-0-0		3-1-0		4-1-0								
1-9-0		0-0-0		0-3-0		AWAY		0-3-0		0-2-0		1-1-0								
1-3-0		0-0-0		0-1-0		NEUTRAL		0-0-0		1-0-0		0-2-0								
RPI	S	Opponent		Score		RPI	S	Opponent		Score		RPI	S	Opponent		Score				
22	A	Florida St.		0	5	38	A	Auburn		0	8	56	N	Longwood		2	17			
22	A	Florida St.		0	7	40	A	Radford		0	3	59	H	Charlotte		0	11			
						40	A	Radford		2	3	59	H	Charlotte		5	11			
						40	A	Radford		7	8	63	H	S.C. Upstate		1	6			
						40	N	Radford		2	5	63	H	S.C. Upstate		0	6			
												76	A	Liberty		0	3			
												76	A	Liberty		6	7			
												76	A	Liberty		0	4			

Non-Div. I Games:

Gardner-Webb

RPI	S	Opponent	Score	
221	H	N.C. A&T	6	1
221	H	N.C. A&T	10	6
230	N	St. Bonaventure	5	3
239	N	South Dakota St.	5	4
250	A	UNC Wilmington	9	4
250	A	UNC Wilmington	6	1
250	N	UNC Wilmington	6	7
255	N	Alabama St.	10	0
281	H	Winston-Salem	8	0
281	H	Winston-Salem	1	0
285	A	South Carolina St.	8	0
285	A	South Carolina St.	8	3

Gardner-Webb

G
a
r
d
n
e
r
-
W
e
b
b

G
a
r
d
n
e
r
-
W
e
b
b

Quinnipiac

Through Games Of Tuesday, June 10

Average RPI Win:	214	WON-LOST RECORD	WINNING PCT. RANK	LAST 10 GAMES	STRENGTH OF SCHEDULE	OPP. STRENGTH OF SCHEDULE	TEAM RPI	ADJ RPI	CONF. RPI	ADJ CONF. RPI					
Average RPI Loss:	153														
DIV. I ONLY	28-24-0	.53846	106	7-3-0	231	232	184	.46426	192	24	24				
DIV. I NON-CONF.	13-17-0	.43333	174	0-0-0	243	219	215	.43903	217	26	25				
<hr/>															
TOTALS	RPI 1-25	RPI 26-50		W-L RECORDS		RPI 51-100		RPI 101-150		RPI 150+					
28-24-0	0-0-0	0-4-0		OVERALL		1-3-0		4-5-0		23-12-0					
14-2-0	0-0-0	0-0-0		HOME		0-0-0		1-1-0		13-1-0					
6-10-0	0-0-0	0-3-0		AWAY		0-1-0		2-1-0		4-5-0					
8-12-0	0-0-0	0-1-0		NEUTRAL		1-2-0		1-3-0		6-6-0					
13-17-0	0-0-0	0-2-0		NON-CONFERENCE		1-3-0		1-2-0		11-10-0					
5-1-0	0-0-0	0-0-0		HOME		0-0-0		0-0-0		5-1-0					
0-6-0	0-0-0	0-0-		AWAY		0-1-0		0-1-0		0-3-0					
8-10-0	0-0-0	0-1-0		NEUTRAL		1-2-0		1-1-0		6-6-0					
15-7-0	0-0-0	0-2-0		CONFERENCE		0-0-0		3-3-0		12-2-0					
9-1-0	0-0-0	0-0-0		HOME		0-0-0		1-1-0		8-0-0					
6-4-0	0-0-0	0-2-0		AWAY		0-0-0		2-0-0		4-2-0					
0-2-0	0-0-0	0-0-0		NEUTRAL		0-0-0		0-2-0		0-0-0					
RPI	S	Opponent	Score	RPI	S	Opponent	Score	RPI	S	Opponent	Score				
				26	A	Massachusetts	0 6	56	N	Longwood	5 6				
				27	N	Fordham	1 6	71	N	Virginia Tech	1 2				
				47	A	Long Island	1 3	81	N	Jacksonville St.	2 0				
				47	A	Long Island	0 10	88	A	South Fla.	0 1				
										107	A	Stony Brook	0 1		
										121	N	Central Mich.	0 7		
										135	A	Monmouth	4 3		
										135	A	Monmouth	14 11		
										135	N	Monmouth	0 6		
										139	N	Pittsburgh	3 0		
										147	H	Robert Morris	1 0		
										147	H	Robert Morris	5 6		
										147	N	Robert Morris	0 3		
										167	H	Harvard	3 2		
										174	H	Iona	10 2		
										179	A	Connecticut	3 8		
										179	H	Connecticut	1 0		
										200	N	Western Mich.	0 5		
										206	N	Temple	1 6		
										206	N	Temple	1 6		
										207	A	Fairfield	1 7		
										207	H	Fairfield	0 1		
										207	N	Fairfield	4 3		
										213	H	Sacred Heart	5 4		
										213	H	Sacred Heart	6 2		
				LAST 10 GAMES								220	A	Mt. St. Mary's	3 7
				147	N	Robert Morris	0 3	213	H	Sacred Heart	6 2	220	A	Mt. St. Mary's	6 5
				135	N	Monmouth	0 6	246	A	Central Conn. St.	5 4	222	N	Toledo	2 1
				254	A	Fairleigh Dickinson	3 1	246	A	Central Conn. St.	2 6	222	N	Toledo	8 12
				254	A	Fairleigh Dickinson	7 4	261	H	Wagner	7 1	236	N	Rider	9 1
				213	H	Sacred Heart	5 4	261	H	Wagner	4 3	236	N	Rider	12 5

Non-Div. I Games:

Quinnipiac

Quinnipiac

Average RPI Win:	177	WON-LOST	WINNING	LAST 10	STRENGTH OF	OPP. STRENGTH	TEAM	ADJ	CONF.	ADJ CONF.		
Average RPI Loss:	105	RECORD	PCT. RANK	GAMES	SCHEDULE	OF SCHEDULE	RPI	RPI	RPI	RPI		
DIV. I ONLY		21-35-0	.375	217	5-5-0	144	147	196	.46256	193	11	11
DIV. I NON-CONF.		16-20-0	.44444	168	5-1-0	167	175	172	.47745	167	13	13
<hr/>												
TOTALS	RPI 1-25	RPI 26-50		W-L RECORDS		RPI 51-100		RPI 101-150		RPI 150+		
21-35-0	0-0-0	0-7-0		OVERALL		3-15-0		5-4-0		13-9-0		
7-9-0	0-0-0	0-0-0		HOME		2-4-0		2-2-0		3-3-0		
8-17-0	0-0-0	0-3-0		AWAY		0-8-0		2-2-0		6-4-0		
6-9-0	0-0-0	0-4-0		NEUTRAL		1-3-0		1-0-0		4-2-0		
16-20-0	0-0-0	0-5-0		NON-CONFERENCE		1-9-0		3-0-0		12-6-0		
3-5-0	0-0-0	0-0-0		HOME		0-2-0		0-0-0		3-3-0		
7-6-0	0-0-0	0-0-		AWAY		0-4-0		2-0-0		5-1-0		
6-9-0	0-0-0	0-4-0		NEUTRAL		1-3-0		1-0-0		4-2-0		
5-15-0	0-0-0	0-2-0		CONFERENCE		2-6-0		2-4-0		1-3-0		
4-4-0	0-0-0	0-0-0		HOME		2-2-0		2-2-0		0-0-0		
1-11-0	0-0-0	0-2-0		AWAY		0-4-0		0-2-0		1-3-0		
0-0-0	0-0-0	0-0-0		NEUTRAL		0-0-0		0-0-0		0-0-0		
RPI	S	Opponent	Score	RPI	S	Opponent	Score	RPI	S	Opponent	Score	
				30	N	Ohio St.	1 13	55	N	Ball St.	2 1	
				30	N	Ohio St.	2 4	59	A	Charlotte	3 7	
				35	N	Notre Dame	1 6	63	A	S.C. Upstate	2 4	
				36	A	Lipscomb	1 2	63	A	S.C. Upstate	0 3	
				36	A	Lipscomb	0 5	65	A	Georgia St.	7 8	
				41	A	Fresno St.	2 7	71	A	Virginia Tech	1 2	
				49	N	Mississippi St.	0 9	71	A	Virginia Tech	4 7	
								76	H	Liberty	3 6	
								76	H	Liberty	4 6	
								78	N	UT Martin	2 5	
								79	H	Stetson	2 1	
								79	H	Stetson	4 1	
								85	N	Cal St. Northridge	7 8	
								90	N	Colorado St.	3 4	
								94	H	Kennesaw St.	4 5	
								94	H	Kennesaw St.	1 8	
								99	A	Jacksonville	2 8	
								99	A	Jacksonville	2 4	

Non-Div. I Games:

East Tenn. St.

RPI	S	Opponent	Score	
259	H	Western Caro.	5	1
259	H	Western Caro.	8	0
286	A	N.C. Central	17	1
286	A	N.C. Central	18	5

East Tenn. St.

E
a
s
t
T
e
n
n
.
S
t
.

E
a
s
t
T
e
n
n
.
S
t
.

Average RPI Win:	204	WON-LOST RECORD	WINNING PCT. RANK	LAST 10 GAMES		STRENGTH OF SCHEDULE	OPP. STRENGTH OF SCHEDULE	TEAM RPI	ADJ RPI	CONF. RPI	ADJ CONF. RPI			
DIV. I ONLY		22-22-0	.5	135	5-5-0	213	246	189	.46172	194	27	27		
DIV. I NON-CONF.		11-14-0	.44	170	1-0-0	161	243	186	.46735	186	27	28		
<hr/>														
TOTALS	RPI 1-25			RPI 26-50	W-L RECORDS		RPI 51-100			RPI 101-150		RPI 150+		
22-22-0	0-0-0			0-0-0	OVERALL		1-2-0			4-6-0		17-14-0		
6-4-0	0-0-0			0-0-0	HOME		0-0-0			1-1-0		5-3-0		
12-12-0	0-0-0			0-0-0	AWAY		0-0-0			2-5-0		10-7-0		
4-6-0	0-0-0			0-0-0	NEUTRAL		1-2-0			1-0-0		2-4-0		
11-14-0	0-0-0			0-0-0	NON-CONFERENCE		1-2-0			3-4-0		7-8-0		
2-0-0	0-0-0			0-0-0	HOME		0-0-0			0-0-0		2-0-0		
6-9-0	0-0-0			0-0-	AWAY		0-0-0			2-4-0		4-5-0		
3-5-0	0-0-0			0-0-0	NEUTRAL		1-2-0			1-0-0		1-3-0		
11-8-0	0-0-0			0-0-0	CONFERENCE		0-0-0			1-2-0		10-6-0		
4-4-0	0-0-0			0-0-0	HOME		0-0-0			1-1-0		3-3-0		
6-3-0	0-0-0			0-0-0	AWAY		0-0-0			0-1-0		6-2-0		
1-1-0	0-0-0			0-0-0	NEUTRAL		0-0-0			0-0-0		1-1-0		
RPI	S	Opponent	Score	RPI	S	Opponent	Score	RPI	S	Opponent	Score			
								91	N	Cleveland St.	3	5		
								91	N	Cleveland St.	6	7		
								95	N	St. Joseph's	9	2		
										122	A	Lehigh	5	8
										122	A	Lehigh	0	8
										122	A	Lehigh	6	11
										122	A	Lehigh	6	3
										122	N	Lehigh	7	3
										127	A	UNC Greensboro	4	7
										127	A	UNC Greensboro	3	2
										140	A	Canisius	0	4
										140	H	Canisius	3	6
										140	H	Canisius	1	0
										152	A	Binghamton	0	8
										152	A	Binghamton	9	2
										166	A	UMBC	5	6
										174	H	Iona	2	3
										174	H	Iona	10	1
										174	N	Iona	1	3
										204	A	Manhattan	1	3
										204	A	Manhattan	2	0
										204	N	Manhattan	2	1
										207	H	Fairfield	0	5
										207	H	Fairfield	1	4
										208	A	Buffalo	7	3
										208	A	Buffalo	4	6
										213	N	Sacred Heart	0	8
										218	H	Colgate	14	11
										220	N	Mt. St. Mary's	7	15
										224	A	Akron	9	2
								</						

Non-Div. I Games:

Niagara

Niagara

Average RPI Win: 179		WON-LOST RECORD		WINNING PCT. RANK		LAST 10 GAMES		STRENGTH OF SCHEDULE		OPP. STRENGTH OF SCHEDULE		TEAM RPI		ADJ RPI		CONF. RPI		ADJ CONF. RPI	
DIV. I ONLY		12-36-0		.25 264		1-9-0		69		84		202		.46172 194		7		6	
DIV. I NON-CONF.		8-22-0		.26667 238		0-0-0		107		137		206		.45554 205		6		5	
TOTALS		RPI 1-25		RPI 26-50		W-L RECORDS		RPI 51-100		RPI 101-150		RPI 150+							
12-36-0		1-6-0		0-5-0		OVERALL		1-12-0		1-8-0		9-5-0							
2-12-0		0-4-0		0-1-0		HOME		0-2-0		1-3-0		1-2-0							
5-11-0		0-0-0		0-2-0		AWAY		1-6-0		0-1-0		4-2-0							
5-13-0		1-2-0		0-2-0		NEUTRAL		0-4-0		0-4-0		4-1-0							
8-22-0		1-2-0		0-3-0		NON-CONFERENCE		0-7-0		0-7-0		7-3-0							
1-5-0		0-0-0		0-1-0		HOME		0-0-0		0-2-0		1-2-0							
2-4-0		0-0-0		0-0-		AWAY		0-3-0		0-1-0		2-0-0							
5-13-0		1-2-0		0-2-0		NEUTRAL		0-4-0		0-4-0		4-1-0							
4-14-0		0-4-0		0-2-0		CONFERENCE		1-5-0		1-1-0		2-2-0							
1-7-0		0-4-0		0-0-0		HOME		0-2-0		1-1-0		0-0-0							
3-7-0		0-0-0		0-2-0		AWAY		1-3-0		0-0-0		2-2-0							
0-0-0		0-0-0		0-0-0		NEUTRAL		0-0-0		0-0-0		0-0-0							
RPI	S	Opponent		Score	RPI	S	Opponent		Score	RPI	S	Opponent		Score	RPI	S	Opponent		Score
5	H	Michigan		2 8	30	A	Ohio St.		0 8	51	A	UNLV		2 13	116	A	Southern Miss.		4 5
5	H	Michigan		1 14	30	A	Ohio St.		3 11	54	H	Northwestern		6 7	118	N	Wright St.		3 5
19	H	Illinois		0 9	33	H	Louisville		0 11	55	A	Ball St.		1 9	119	N	UC Davis		2 4
19	H	Illinois		4 5	40	N	Radford		4 6	55	A	Ball St.		2 5	121	H	Central Mich.		2 8
20	N	Stanford		0 4	47	N	Long Island		3 4	67	N	Boston U.		2 6	121	H	Central Mich.		2 3
21	N	Oregon		5 4						73	H	Penn St.		2 3	123	N	Utah		1 7
25	N	North Carolina		5 7						74	A	Iowa		1 5	149	H	Michigan St.		2 5
										74	A	Iowa		1 12	149	H	Michigan St.		6 4
										77	A	Purdue		3 2	150	N	Ill.-Chicago		3 6
										77	A	Purdue		0 5	156	N	Pacific		0 2
										81	N	Jacksonville St.		6 7	168	A	Cal St. Fullerton		4 1
										81	N	Jacksonville St.		3 6	169	H	SIU Edwardsville		0 11
										91	N	Cleveland St.		2 8	170	A	Wisconsin		1 4
															170	A	Wisconsin		0 8
															172	N	Boise St.		7 3
															197	A	Minnesota		1 0
															197	A	Minnesota		8 3
															205	N	Central Ark.		5 1
															215	H	Evansville		2 3
															215	H	Evansville		4 0
															216	A	Indiana St.		2 1
															256	N	Belmont		9 0
															278	N	Jackson St.		8 0
LAST 10 GAMES																			
73	H	Penn St.		2 3	19	H	Illinois		0 9										
77	A	Purdue		0 5	19	H	Illinois		4 5										
77	A	Purdue		3 2	54	H	Northwestern		6 7										
170	A	Wisconsin		0 8	30	A	Ohio St.		3 11										
170	A	Wisconsin		1 4	30	A	Ohio St.		0 8										

Non-Div. I Games:

Indiana

Average RPI Win:	150	WON-LOST RECORD	WINNING PCT. RANK	LAST 10 GAMES	STRENGTH OF SCHEDULE	OPP. STRENGTH OF SCHEDULE	TEAM RPI	ADJ RPI	CONF. RPI	ADJ CONF. RPI					
DIV. I ONLY		16-37-0	.30189	249	1-9-0	113	67	201	.46111	197	7	6			
DIV. I NON-CONF.		14-20-0	.41176	184	0-0-0	173	112	184	.47255	180	6	5			
<hr/>															
TOTALS	RPI 1-25	RPI 26-50		W-L RECORDS		RPI 51-100		RPI 101-150		RPI 150+					
16-37-0	0-7-0	1-3-0		OVERALL		5-14-0		2-8-0		8-5-0					
5-11-0	0-2-0	1-0-0		HOME		2-7-0		0-0-0		2-2-0					
3-16-0	0-5-0	0-2-0		AWAY		1-5-0		1-4-0		1-0-0					
8-10-0	0-0-0	0-1-0		NEUTRAL		2-2-0		1-4-0		5-3-0					
14-20-0	0-3-0	1-1-0		NON-CONFERENCE		4-7-0		2-6-0		7-3-0					
4-3-0	0-0-0	1-0-0		HOME		2-3-0		0-0-0		1-0-0					
2-7-0	0-3-0	0-0-		AWAY		0-2-0		1-2-0		1-0-0					
8-10-0	0-0-0	0-1-0		NEUTRAL		2-2-0		1-4-0		5-3-0					
2-17-0	0-4-0	0-2-0		CONFERENCE		1-7-0		0-2-0		1-2-0					
1-8-0	0-2-0	0-0-0		HOME		0-4-0		0-0-0		1-2-0					
1-9-0	0-2-0	0-2-0		AWAY		1-3-0		0-2-0		0-0-0					
0-0-0	0-0-0	0-0-0		NEUTRAL		0-0-0		0-0-0		0-0-0					
<hr/>															
RPI S	Opponent	Score		RPI S	Opponent	Score		RPI S	Opponent	Score		RPI S	Opponent	Score	
4 A	Arizona	0	12	30 A	Ohio St.	1	2	54 A	Northwestern	3	9	108 A	Fla. Gulf Coast	3	2
5 H	Michigan	0	9	30 A	Ohio St.	5	13	54 A	Northwestern	1	10	113 N	Middle Tenn.	2	10
5 H	Michigan	0	10	37 N	Kentucky	0	1	62 N	Mississippi	1	0	125 A	New Mexico St.	0	8
9 A	Georgia	0	7	48 H	Arkansas	4	1	69 H	Iowa St.	6	5	125 A	New Mexico St.	9	10
9 A	Georgia	0	8					69 H	Iowa St.	5	6	128 N	St. John's (NY)	5	6
19 A	Illinois	0	10					70 A	Fla. Atlantic	0	5	139 N	Pittsburgh	0	2
19 A	Illinois	3	8					72 N	Creighton	0	5	139 N	Pittsburgh	2	4
								73 A	Penn St.	3	2	149 A	Michigan St.	6	7
								73 A	Penn St.	3	8	149 A	Michigan St.	1	2
								74 H	Iowa	0	8	150 N	Ill.-Chicago	7	4
								74 H	Iowa	4	9	163 N	Portland St.	0	1
								77 H	Purdue	2	11	163 N	Portland St.	6	3
								77 H	Purdue	0	7	170 H	Wisconsin	10	9
								84 H	Drake	0	5	172 A	Boise St.	3	2
								86 N	Elon	9	4	179 N	Connecticut	0	1
								94 A	Kennesaw St.	5	6	179 N	Connecticut	6	0
								97 N	Ga. Southern	0	3	194 H	Indiana	3	8
								100 H	Western Ill.	2	4	194 H	Indiana	0	1
								100 H	Western Ill.	2	1	199 N	Eastern Mich.	4	0
												235 N	Northern Colo.	1	9
												256 N	Belmont	2	0
												282 H	Weber St.	5	4
												282 N	Weber St.	14	4
<hr/>															
LAST 10 GAMES															
19 A Illinois				0	10	77 H Purdue				2	11	282 N Weber St.			
19 A Illinois				3	8	77 H Purdue				0	7				
170 H Wisconsin				10	9	30 A Ohio St.				5	13				
74 H Iowa				4	9	30 A Ohio St.				1	2				
74 H Iowa				0	8	194 H Indiana				3	8				

Non-Div. I Games:

Minnesota

Average RPI Win:		213	WON-LOST RECORD		WINNING PCT. RANK	LAST 10 GAMES	STRENGTH OF SCHEDULE		OPP. STRENGTH OF SCHEDULE	TEAM RPI	ADJ RPI	CONF. RPI	ADJ CONF. RPI
Average RPI Loss:		140											
DIV. I ONLY			30-24-0		.55556	97	7-3-0		253	245	190	.46026	198
DIV. I NON-CONF.			20-17-0		.54054	114	0-0-0		256	196	191	.4669	188
TOTALS		RPI 1-25	RPI 26-50		W-L RECORDS		RPI 51-100		RPI 101-150		RPI 150+		
30-24-0		0-1-0	1-1-0		OVERALL		2-6-0		6-10-0		21-6-0		
8-5-0		0-1-0	0-0-0		HOME		0-0-0		3-4-0		5-0-0		
10-10-0		0-0-0	1-0-0		AWAY		0-6-0		1-1-0		8-3-0		
12-9-0		0-0-0	0-1-0		NEUTRAL		2-0-0		2-5-0		8-3-0		
20-17-0		0-1-0	1-1-0		NON-CONFERENCE		2-6-0		5-7-0		12-2-0		
7-3-0		0-1-0	0-0-0		HOME		0-0-0		2-2-0		5-0-0		
4-7-0		0-0-0	1-0-		AWAY		0-6-0		1-1-0		2-0-0		
9-7-0		0-0-0	0-1-0		NEUTRAL		2-0-0		2-4-0		5-2-0		
10-7-0		0-0-0	0-0-0		CONFERENCE		0-0-0		1-3-0		9-4-0		
1-2-0		0-0-0	0-0-0		HOME		0-0-0		1-2-0		0-0-0		
6-3-0		0-0-0	0-0-0		AWAY		0-0-0		0-0-0		6-3-0		
3-2-0		0-0-0	0-0-0		NEUTRAL		0-0-0		0-1-0		3-1-0		
RPI S	Opponent	Score	RPI S	Opponent	Score	RPI S	Opponent	Score	RPI S	Opponent	Score		
22 H	Florida St.	2 9	39 A	UCF	3 2	70 A	Fla. Atlantic	2 3	109 N	South Carolina	2 4		
			44 N	Texas Tech	2 7	80 A	Troy	1 7	117 H	James Madison	4 7		
						80 A	Troy	2 4	117 H	James Madison	5 3		
						80 N	Troy	5 4	133 H	North Florida	2 1		
						88 A	South Fla.	5 13	133 H	North Florida	1 2		
						89 N	Towson	7 3	133 N	North Florida	3 2		
						99 A	Jacksonville	1 4	133 N	North Florida	0 4		
						99 A	Jacksonville	0 7	134 N	Miami (OH)	0 3		
									136 N	Villanova	6 0		
									141 A	Mercer	0 11		
									141 A	Mercer	8 0		
									148 H	Bethune-Cookman	2 5		
									148 H	Bethune-Cookman	0 8		
									148 H	Bethune-Cookman	4 1		
									148 N	Bethune-Cookman	2 10		
									149 N	Michigan St.	0 2		
									177 N	Northern Ill.	5 1		
									179 N	Connecticut	5 2		
									188 N	Green Bay	0 4		
									199 N	Eastern Mich.	5 2		
									221 A	N.C. A&T	12 5		
									221 A	N.C. A&T	0 1		
									221 A	N.C. A&T	4 5		
									221 N	N.C. A&T	1 2		
									225 N	Howard	6 0		
									232 N	Delaware St.	6 1		
									232 N	Delaware St.	4 1		
									232 N	Delaware St.	4 1		
LAST 10 GAMES													
			221 N	N.C. A&T	1 2	285 A	South Carolina St.	9 1	221 A	N.C. A&T	4 5		
			225 N	Howard	6 0	285 A	South Carolina St.	8 0	221 N	N.C. A&T	1 2		
			232 N	Delaware St.	4 1	285 A	South Carolina St.	9 0	225 N	Howard	6 0		
			148 N	Bethune-Cookman	2 10	148 H	Bethune-Cookman	4 1	232 N	Delaware St.	6 1		
			232 N	Delaware St.	6 1	148 H	Bethune-Cookman	0 8	232 N	Delaware St.	4 1		

Non-Div. I Games:

Florida A&M

RPI	S	Opponent	Score	
265	N	Columbia	1	0
271	N	Marist	6	1
276	A	Norfolk St.	5	6
276	A	Norfolk St.	6	1
276	A	Norfolk St.	12	0
279	N	St. Peter's	2	3
280	A	Savannah St.	7	3
280	A	Savannah St.	6	0
280	H	Savannah St.	6	0
280	H	Savannah St.	7	2
281	H	Winston-Salem	4	2
281	H	Winston-Salem	5	0
281	H	Winston-Salem	3	0
285	A	South Carolina St.	8	0
285	A	South Carolina St.	9	0
285	A	South Carolina St.	9	1

Florida A&M

F
l
o
r
i
d
a

A
&
M

F
l
o
r
i
d
a

A
&
M

Average RPI Win:		178	WON-LOST RECORD		WINNING PCT. RANK		LAST 10 GAMES		STRENGTH OF SCHEDULE		OPP. STRENGTH OF SCHEDULE		TEAM RPI		ADJ RPI		CONF. RPI		ADJ CONF. RPI					
DIV. I ONLY			19-30-1		.39		207		4-5-1		169		158		199		.45972		199		20		20	
DIV. I NON-CONF.			11-17-0		.39286		195		0-2-0		126		149		168		.47875		165		18		18	
TOTALS		RPI 1-25		RPI 26-50		W-L RECORDS		RPI 51-100		RPI 101-150		RPI 150+												
19-30-1		0-3-0		0-3-0		OVERALL		4-6-0		3-7-0		12-11-1												
7-8-1		0-0-0		0-0-0		HOME		1-1-0		0-2-0		6-5-1												
8-15-0		0-2-0		0-3-0		AWAY		2-4-0		1-4-0		5-2-0												
4-7-0		0-1-0		0-0-0		NEUTRAL		1-1-0		2-1-0		1-4-0												
11-17-0		0-3-0		0-3-0		NON-CONFERENCE		3-3-0		3-3-0		5-5-0												
4-2-0		0-0-0		0-0-0		HOME		1-1-0		0-0-0		3-1-0												
3-8-0		0-2-0		0-0-		AWAY		1-1-0		1-2-0		1-0-0												
4-7-0		0-1-0		0-0-0		NEUTRAL		1-1-0		2-1-0		1-4-0												
8-13-1		0-0-0		0-0-0		CONFERENCE		1-3-0		0-4-0		7-6-1												
3-6-1		0-0-0		0-0-0		HOME		0-0-0		0-2-0		3-4-1												
5-7-0		0-0-0		0-0-0		AWAY		1-3-0		0-2-0		4-2-0												
0-0-0		0-0-0		0-0-0		NEUTRAL		0-0-0		0-0-0		0-0-0												
RPI	S	Opponent		Score		RPI	S	Opponent		Score		RPI	S	Opponent		Score								
5	A	Michigan		1	11	35	A	Notre Dame		0	9	54	N	Northwestern		1	6							
8	A	Missouri		0	9	35	A	Notre Dame		3	9	55	A	Ball St.		1	3							
22	N	Florida St.		0	8	42	A	FIU		1	6	55	A	Ball St.		3	4							
												70	A	Fla. Atlantic		3	2							
												70	A	Fla. Atlantic		5	9							
												87	A	Kent St.		5	6							
												87	A	Kent St.		12	6							
												91	H	Cleveland St.		7	9							
												91	H	Cleveland St.		5	2							
												97	N	Ga. Southern		8	7							
												108	A	Fla. Gulf Coast		1	4							
												108	A	Fla. Gulf Coast		1	0							
												121	H	Central Mich.		3	5							
121	H	Central Mich.		1	7																			
134	A	Miami (OH)		1	3																			
134	A	Miami (OH)		1	10																			
136	N	Villanova		3	2																			
136	N	Villanova		13	5																			
149	A	Michigan St.		2	9																			
149	N	Michigan St.		0	3																			
165	H	Ohio		1	6																			
165	H	Ohio		2	11																			
177	H	Northern Ill.		7	4																			
177	H	Northern Ill.		7	6																			
179	N	Connecticut		2	3																			
196	A	Bowling Green		9	2																			
196	A	Bowling Green		5	2																			
197	N	Minnesota		0	4																			
198	N	Florida A&M		2	5																			
200	H	Western Mich.		7	7																			
200	H	Western Mich.		5	7																			
203	H	IPFW		0	4																			
203	H	IPFW		9	7																			
208	A	Buffalo		4	8																			
208	A	Buffalo		13	5																			
87	A	Kent St.		5	6																			
87	A	Kent St.		12	6																			
203	H	IPFW		0	4																			
203	H	IPFW		9	7																			
208	A	Buffalo		4	8																			
208	A	Buffalo		13	5																			
222	A	Toledo		12	7																			
222	A	Toledo		5	6																			
LAST 10 GAMES						LAST 10 GAMES						LAST 10 GAMES												
177 H Northern Ill.						7	4	208 A Buffalo						4	8	203 H IPFW						0	4	
177 H Northern Ill.						7	6	208 A Buffalo						13	5	208 A Buffalo						4	8	
200 H Western Mich.						7	7	87 A Kent St.						5	6	208 A Buffalo						13	5	
200 H Western Mich.						5	7	87 A Kent St.						12	6	222 A Toledo						12	7	
5 A Michigan						1	11	203 H IPFW						0	4	222 A Toledo						5	6	

Non-Div. I Games:

Eastern Mich.

RPI	S	Opponent	Score	
224	H	Akron	0	1
224	H	Akron	7	6
235	N	Northern Colo.	6	4
242	N	St. Francis (PA)	1	3
257	A	Oakland	5	3
277	H	Detroit	8	0
277	H	Detroit	10	2

Eastern Mich.

E
a
s
t
e
r
n
M
i
c
h
.

E
a
s
t
e
r
n
M
i
c
h
.

Average RPI Win:		193	WON-LOST RECORD		WINNING PCT. RANK		LAST 10 GAMES		STRENGTH OF SCHEDULE		OPP. STRENGTH OF SCHEDULE		TEAM RPI		ADJ RPI		CONF. RPI		ADJ CONF. RPI	
DIV. I ONLY			13-25-1		.34615 229		2-7-1		150		108		205		.45912 200		20		20	
DIV. I NON-CONF.			5-12-0		.29412 227		0-1-0		66		37		163		.48133 161		18		18	
TOTALS		RPI 1-25		RPI 26-50		W-L RECORDS		RPI 51-100		RPI 101-150		RPI 150+								
13-25-1		0-4-0		0-3-0		OVERALL		1-5-0		1-6-0		11-7-1								
1-8-0		0-0-0		0-1-0		HOME		0-4-0		0-2-0		1-1-0								
7-10-1		0-1-0		0-0-0		AWAY		0-0-0		1-3-0		6-6-1								
5-7-0		0-3-0		0-2-0		NEUTRAL		1-1-0		0-1-0		4-0-0								
5-12-0		0-4-0		0-3-0		NON-CONFERENCE		1-1-0		0-3-0		4-1-0								
0-1-0		0-0-0		0-1-0		HOME		0-0-0		0-0-0		0-0-0								
0-4-0		0-1-0		0-0-		AWAY		0-0-0		0-2-0		0-1-0								
5-7-0		0-3-0		0-2-0		NEUTRAL		1-1-0		0-1-0		4-0-0								
8-13-1		0-0-0		0-0-0		CONFERENCE		0-4-0		1-3-0		7-6-1								
1-7-0		0-0-0		0-0-0		HOME		0-4-0		0-2-0		1-1-0								
7-6-1		0-0-0		0-0-0		AWAY		0-0-0		1-1-0		6-5-1								
0-0-0		0-0-0		0-0-0		NEUTRAL		0-0-0		0-0-0		0-0-0								
RPI	S	Opponent		Score		RPI	S	Opponent		Score		RPI	S	Opponent		Score				
4	N	Arizona		0	13	35	H	Notre Dame		4	13	55	H	Ball St.		0	13			
5	A	Michigan		1	9	37	N	Kentucky		1	5	55	H	Ball St.		5	6			
15	N	California		1	9	43	N	UAB		3	5	62	N	Mississippi		21	16			
21	N	Oregon		0	4							69	N	Iowa St.		1	5			
												87	H	Kent St.		0	1			
												87	H	Kent St.		1	2			
														134 H Miami (OH)		0	4			
														134 H Miami (OH)		1	3			
														149 A Michigan St.		3	5			
														151 A St. Louis		0	1			
														165 A Ohio		2	5			
														165 A Ohio		0	4			
														177 A Northern Ill.		4	8			
														177 A Northern Ill.		1	0			
														178 N Maine		3	2			
														192 N Quinnipiac		5	0			
														196 A Bowling Green		3	1			
														196 A Bowling Green		1	5			
														199 A Eastern Mich.		7	7			
														199 A Eastern Mich.		7	5			
														208 H Buffalo		6	0			
														208 H Buffalo		1	4			
														222 A Toledo		4	1			
														222 A Toledo		4	3			
														224 A Akron		2	4			
														224 A Akron		5	4			
														245 N Austin Peay		9	0			
														261 N Wagner		11	3			
LAST 10 GAMES																				
						121	A	Central Mich.		2	1	55	H	Ball St.		5	6			
						121	A	Central Mich.		1	5	55	H	Ball St.		0	13			
						199	A	Eastern Mich.		7	7	134	H	Miami (OH)		0	4			
						199	A	Eastern Mich.		7	5	134	H	Miami (OH)		1	3			
						5	A	Michigan		1	9	177	A	Northern Ill.		4	8			

Non-Div. I Games:

Western Mich.

Average RPI Win:	179	WON-LOST RECORD	WINNING PCT. RANK	LAST 10 GAMES	STRENGTH OF SCHEDULE	OPP. STRENGTH OF SCHEDULE	TEAM RPI	ADJ RPI	CONF. RPI	ADJ CONF. RPI				
DIV. I ONLY		15-34-0	.30612	247	0-10-0	111	129	208	.45837	201	13	12		
DIV. I NON-CONF.		10-13-0	.43478	172	0-0-0	103	151	142	.49871	137	12	12		
<hr/>														
TOTALS	RPI 1-25	RPI 26-50		W-L RECORDS		RPI 51-100		RPI 101-150		RPI 150+				
15-34-0	0-5-0	1-4-0		OVERALL		3-10-0		1-7-0		10-8-0				
2-12-0	0-0-0	0-3-0		HOME		0-6-0		0-2-0		2-1-0				
5-15-0	0-3-0	0-0-0		AWAY		1-3-0		1-4-0		3-5-0				
8-7-0	0-2-0	1-1-0		NEUTRAL		2-1-0		0-1-0		5-2-0				
10-13-0	0-5-0	1-1-0		NON-CONFERENCE		2-2-0		1-1-0		6-4-0				
1-0-0	0-0-0	0-0-0		HOME		0-0-0		0-0-0		1-0-0				
1-6-0	0-3-0	0-0-		AWAY		0-1-0		1-0-0		0-2-0				
8-7-0	0-2-0	1-1-0		NEUTRAL		2-1-0		0-1-0		5-2-0				
5-21-0	0-0-0	0-3-0		CONFERENCE		1-8-0		0-6-0		4-4-0				
1-12-0	0-0-0	0-3-0		HOME		0-6-0		0-2-0		1-1-0				
4-9-0	0-0-0	0-0-0		AWAY		1-2-0		0-4-0		3-3-0				
0-0-0	0-0-0	0-0-0		NEUTRAL		0-0-0		0-0-0		0-0-0				
<hr/>														
RPI	S	Opponent	Score		RPI	S	Opponent	Score		RPI	S	Opponent	Score	
8	A	Missouri	1	9	28	N	San Diego St.	0	7	52	H	Southern Ill.	0	12
12	N	Tennessee	2	12	42	N	FIU	3	1	52	H	Southern Ill.	2	8
19	N	Illinois	1	5	45	H	Illinois St.	0	7	52	H	Southern Ill.	2	3
24	A	La.-Lafayette	0	8	45	H	Illinois St.	0	6	66	N	Syracuse	3	2
24	A	La.-Lafayette	0	9	45	H	Illinois St.	0	2	68	N	Chattanooga	2	8
										72	H	Creighton	4	7
										72	H	Creighton	3	7
										72	H	Creighton	0	1
										84	A	Drake	12	11
										84	A	Drake	1	14
										84	A	Drake	0	2
										91	N	Cleveland St.	8	0
										100	A	Western Ill.	2	4
								</						

Non-Div. I Games:

Bradley

Average RPI Win:		189	WON-LOST RECORD		WINNING PCT. RANK		LAST 10 GAMES		STRENGTH OF SCHEDULE		OPP. STRENGTH OF SCHEDULE		TEAM RPI		ADJ RPI		CONF. RPI		ADJ CONF. RPI	
DIV. I ONLY			24-27-0		.47059 158		3-7-0		237		172		203		.45629 202		18		17	
DIV. I NON-CONF.			14-13-0		.51852 125		1-1-0		270		209		210		.44952 207		19		19	
TOTALS		RPI 1-25		RPI 26-50		W-L RECORDS		RPI 51-100		RPI 101-150		RPI 150+								
24-27-0		0-0-0		0-2-0		OVERALL		3-7-0		4-9-0		17-9-0								
13-15-0		0-0-0		0-1-0		HOME		0-0-0		3-7-0		10-7-0								
10-9-0		0-0-0		0-1-0		AWAY		3-6-0		1-1-0		6-1-0								
1-3-0		0-0-0		0-0-0		NEUTRAL		0-1-0		0-1-0		1-1-0								
14-13-0		0-0-0		0-2-0		NON-CONFERENCE		0-0-0		2-6-0		12-5-0								
8-9-0		0-0-0		0-1-0		HOME		0-0-0		1-4-0		7-4-0								
5-2-0		0-0-0		0-0-		AWAY		0-0-0		1-1-0		4-0-0								
1-2-0		0-0-0		0-0-0		NEUTRAL		0-0-0		0-1-0		1-1-0								
10-14-0		0-0-0		0-0-0		CONFERENCE		3-7-0		2-3-0		5-4-0								
5-6-0		0-0-0		0-0-0		HOME		0-0-0		2-3-0		3-3-0								
5-7-0		0-0-0		0-0-0		AWAY		3-6-0		0-0-0		2-1-0								
0-1-0		0-0-0		0-0-0		NEUTRAL		0-1-0		0-0-0		0-0-0								
RPI	S	Opponent	Score	RPI	S	Opponent	Score	RPI	S	Opponent	Score	RPI	S	Opponent	Score					
33	H	Louisville	2 10	68	A	Chattanooga	0 1	117	H	James Madison	7 1									
39	A	UCF	1 4	68	A	Chattanooga	3 9	126	A	Charleston So.	1 4									
				68	A	Chattanooga	4 3	126	A	Charleston So.	5 2									
				86	A	Elon	0 8	126	H	Charleston So.	4 6									
				86	A	Elon	4 1	126	H	Charleston So.	2 4									
				86	A	Elon	4 5	126	H	Charleston So.	4 6									
				97	A	Ga. Southern	9 10	126	H	Charleston So.	2 3									
				97	A	Ga. Southern	1 3	127	H	UNC Greensboro	1 5									
				97	A	Ga. Southern	7 4	127	H	UNC Greensboro	7 11									
				97	N	Ga. Southern	2 4	129	H	Appalachian St.	5 2									
								129	H	Appalachian St.	2 8									
								129	H	Appalachian St.	5 4									
								137	N	Boston College	1 3									
								155	H	Campbell	5 7									
								155	H	Campbell	8 7									
								162	H	Furman	2 0									
								162	H	Furman	3 4									
								162	H	Furman	8 11									
								167	N	Harvard	1 0									
								171	N	Providence	2 7									
								182	H	Coastal Caro.	8 0									
								182	H	Coastal Caro.	9 4									
								190	H	Samford	4 0									
								190	H	Samford	0 2									
								190	H	Samford	10 2									
								219	H	Presbyterian	3 2									
								219	H	Presbyterian	1 2									
								219	H	Presbyterian	1 2									

Non-Div. I Games:

Col. of Charleston

RPI	S	Opponent	Score	
224	H	Akron	0	2
230	H	St. Bonaventure	11	3
230	H	St. Bonaventure	1	2
250	A	UNC Wilmington	2	1
250	A	UNC Wilmington	1	0
259	A	Western Caro.	1	7
259	A	Western Caro.	7	2
259	A	Western Caro.	17	3
261	H	Wagner	9	2
261	H	Wagner	6	0
285	A	South Carolina St.	12	1
285	A	South Carolina St.	8	0

Col. of Charleston

C
o
l
.
o
f
C
h
a
r
l
e
s
t
o
n

C
o
l
.
o
f
C
h
a
r
l
e
s
t
o
n

Average RPI Win: 212		WON-LOST RECORD	WINNING PCT. RANK	LAST 10 GAMES	STRENGTH OF SCHEDULE	OPP. STRENGTH OF SCHEDULE	TEAM RPI	ADJ RPI	CONF. RPI	ADJ CONF. RPI		
Average RPI Loss: 174												
DIV. I ONLY		28-19-0	.59574	74	6-4-0	267	243	192	.45611	203	26	26
DIV. I NON-CONF.		10-10-0	.5	134	1-1-0	262	231	213	.4428	212	25	24
<hr/>												
TOTALS		RPI 1-25		RPI 26-50		W-L RECORDS		RPI 51-100		RPI 101-150		RPI 150+
28-19-0		0-0-0		0-0-0		OVERALL		1-5-0		7-5-0		20-9-0
12-3-0		0-0-0		0-0-0		HOME		0-0-0		1-1-0		11-2-0
13-10-0		0-0-0		0-0-0		AWAY		1-3-0		6-2-0		6-5-0
3-6-0		0-0-0		0-0-0		NEUTRAL		0-2-0		0-2-0		3-2-0
10-10-0		0-0-0		0-0-0		NON-CONFERENCE		1-1-0		4-4-0		5-5-0
2-2-0		0-0-0		0-0-0		HOME		0-0-0		1-1-0		1-1-0
6-4-0		0-0-0		0-0-		AWAY		1-0-0		3-1-0		2-3-0
2-4-0		0-0-0		0-0-0		NEUTRAL		0-1-0		0-2-0		2-1-0
18-9-0		0-0-0		0-0-0		CONFERENCE		0-4-0		3-1-0		15-4-0
10-1-0		0-0-0		0-0-0		HOME		0-0-0		0-0-0		10-1-0
7-6-0		0-0-0		0-0-0		AWAY		0-3-0		3-1-0		4-2-0
1-2-0		0-0-0		0-0-0		NEUTRAL		0-1-0		0-0-0		1-1-0
RPI	S	Opponent	Score	RPI	S	Opponent	Score	RPI	S	Opponent	Score	
						55 A	Ball St.	5	4	105 A	Memphis	1 0
						83 N	McNeese St.	0	7	111 A	Winthrop	1 0
						100 A	Western Ill.	0	6	111 A	Winthrop	3 0
						100 A	Western Ill.	0	1	129 N	Appalachian St.	2 6
						100 A	Western Ill.	2	3	138 A	Morehead St.	1 9
						100 N	Western Ill.	0	1	139 N	Pittsburgh	2 5
										142 A	North Dakota St.	2 1
										142 A	North Dakota St.	4 3
										142 A	North Dakota St.	9 3
										142 A	North Dakota St.	2 4
										144 H	Valparaiso	0 1
										144 H	Valparaiso	2 1
										199 A	Eastern Mich.	7 9
										199 A	Eastern Mich.	4 0
										210 A	UMKC	11 9
										210 A	UMKC	14 1
										210 A	UMKC	4 9
										228 A	Southeast Mo. St.	3 4
										228 N	Southeast Mo. St.	4 7
										231 A	Dayton	1 3
										231 A	Dayton	2 0
						LAST 10 GAMES				239 H	South Dakota St.	11 1
						100 N	Western Ill.	0	1	239 H	South Dakota St.	5 0
						239 N	South Dakota St.	9	1	239 H	South Dakota St.	9 10
						142 A	North Dakota St.	2	4	239 N	South Dakota St.	9 1
						257 H	Oakland	4	1	241 N	Siena	9 0
						257 H	Oakland	8	1	253 A	IUPUI	9 0

Non-Div. I Games: Georgetown (KY) 4 0

IPFW

**I
P
F
W**

RPI	S	Opponent	Score	
253	A	IUPUI	6	7
253	A	IUPUI	3	0
257	H	Oakland	4	1
257	H	Oakland	8	1
257	N	Oakland	5	6
264	H	Centenary (LA)	8	0
264	H	Centenary (LA)	3	0
264	H	Centenary (LA)	2	0
267	H	Southern Utah	4	3
267	H	Southern Utah	5	4
267	H	Southern Utah	6	0
277	H	Detroit	8	0
277	H	Detroit	0	1
284	N	Morgan St.	9	0

IPFW

Average RPI Win:	222	WON-LOST	WINNING	LAST 10	STRENGTH OF	OPP. STRENGTH	TEAM	ADJ	CONF.	ADJ CONF.	
Average RPI Loss:	183	RECORD	PCT. RANK	GAMES	SCHEDULE	OF SCHEDULE	RPI	RPI	RPI	RPI	
DIV. I ONLY	25-23-1	.52041	118	7-3-0	226	266	195	.456	204	27	27
DIV. I NON-CONF.	16-14-1	.53226	118	2-0-0	188	278	160	.47645	172	27	28
<hr/>											
TOTALS	RPI 1-25	RPI 26-50		W-L RECORDS		RPI 51-100		RPI 101-150		RPI 150+	
25-23-1	0-0-0	0-2-0		OVERALL		0-1-0		3-3-1		22-17-0	
8-8-0	0-0-0	0-0-0		HOME		0-0-0		2-2-0		6-6-0	
12-7-1	0-0-0	0-2-0		AWAY		0-0-0		1-1-1		11-4-0	
5-8-0	0-0-0	0-0-0		NEUTRAL		0-1-0		0-0-0		5-7-0	
<hr/>											
16-14-1	0-0-0	0-2-0		NON-CONFERENCE		0-1-0		2-1-1		14-10-0	
5-3-0	0-0-0	0-0-0		HOME		0-0-0		1-1-0		4-2-0	
6-4-1	0-0-0	0-0-		AWAY		0-0-0		1-0-1		5-2-0	
5-7-0	0-0-0	0-0-0		NEUTRAL		0-1-0		0-0-0		5-6-0	
<hr/>											
9-9-0	0-0-0	0-0-0		CONFERENCE		0-0-0		1-2-0		8-7-0	
3-5-0	0-0-0	0-0-0		HOME		0-0-0		1-1-0		2-4-0	
6-3-0	0-0-0	0-0-0		AWAY		0-0-0		0-1-0		6-2-0	
0-1-0	0-0-0	0-0-0		NEUTRAL		0-0-0		0-0-0		0-1-0	
<hr/>											
RPI S	Opponent	Score	RPI S	Opponent	Score	RPI S	Opponent	Score	RPI S	Opponent	Score
			27 A	Fordham	3 7				107 A	Stony Brook	1 1
			27 A	Fordham	0 7		78 N	UT Martin	0 4		
									107 A	Stony Brook	5 3
									135 H	Monmouth	6 5
									135 H	Monmouth	5 7
									140 A	Canisius	4 5
									140 H	Canisius	5 1
									140 H	Canisius	2 5
									159 H	Albany (NY)	1 0
									159 H	Albany (NY)	8 5
									160 H	Army	2 4
									160 H	Army	3 0
									160 N	Army	1 0
									174 H	Iona	1 8
									174 H	Iona	4 7
									188 N	Green Bay	2 8
									194 H	Niagara	0 2
									194 H	Niagara	3 1
									194 N	Niagara	1 2
									207 H	Fairfield	2 5
									207 H	Fairfield	7 5
									218 N	Colgate	2 4
									218 N	Colgate	4 7
									224 N	Akron	5 8
									229 N	Hartford	3 6
									236 A	Rider	5 7
									236 A	Rider	12 0
									237 N	Lafayette	6 2
<hr/>											
			LAST 10 GAMES								
			194 N	Niagara	1 2		271 A	Marist	2 1		
			140 A	Canisius	4 5		261 A	Wagner	8 0		
			207 H	Fairfield	2 5		261 A	Wagner	3 2		
			207 H	Fairfield	7 5		279 A	St. Peter's	9 0		
			271 A	Marist	6 1		279 A	St. Peter's	11 0		

Non-Div. I Games:

Manhattan

RPI	S	Opponent	Score	
237	N	Lafayette	1	0
241	A	Siena	10	1
241	A	Siena	1	2
246	A	Central Conn. St.	7	6
246	A	Central Conn. St.	1	4
248	N	Brown	4	6
254	A	Fairleigh Dickinson	3	4
254	A	Fairleigh Dickinson	10	8
254	N	Fairleigh Dickinson	8	0
261	A	Wagner	3	2
261	A	Wagner	8	0
261	H	Wagner	0	1
261	H	Wagner	2	1
265	A	Columbia	8	5
265	N	Columbia	7	3
271	A	Marist	2	1
271	A	Marist	6	1
279	A	St. Peter's	11	0
279	A	St. Peter's	9	0

Manhattan

M
a
n
h
a
t
t
a
n

M
a
n
h
a
t
t
a
n

Average RPI Win:	188	WON-LOST RECORD	WINNING PCT. RANK	LAST 10 GAMES	STRENGTH OF SCHEDULE	OPP. STRENGTH OF SCHEDULE	TEAM RPI	ADJ RPI	CONF. RPI	ADJ CONF. RPI		
DIV. I ONLY		24-30-0	.44444	178	6-4-0	197	200	198	.4549	205	15	16
DIV. I NON-CONF.		11-13-0	.45833	160	0-1-0	257	266	225	.42851	231	17	17
<hr/>												
TOTALS	RPI 1-25	RPI 26-50		W-L RECORDS		RPI 51-100		RPI 101-150		RPI 150+		
24-30-0	0-0-0	0-0-0		OVERALL		6-9-0		2-14-0		16-7-0		
11-9-0	0-0-0	0-0-0		HOME		5-5-0		1-2-0		5-2-0		
10-15-0	0-0-0	0-0-0		AWAY		0-3-0		1-9-0		9-3-0		
3-6-0	0-0-0	0-0-0		NEUTRAL		1-1-0		0-3-0		2-2-0		
11-13-0	0-0-0	0-0-0		NON-CONFERENCE		1-5-0		0-3-0		10-5-0		
3-3-0	0-0-0	0-0-0		HOME		0-1-0		0-0-0		3-2-0		
5-5-0	0-0-0	0-0-		AWAY		0-3-0		0-1-0		5-1-0		
3-5-0	0-0-0	0-0-0		NEUTRAL		1-1-0		0-2-0		2-2-0		
13-17-0	0-0-0	0-0-0		CONFERENCE		5-4-0		2-11-0		6-2-0		
8-6-0	0-0-0	0-0-0		HOME		5-4-0		1-2-0		2-0-0		
5-10-0	0-0-0	0-0-0		AWAY		0-0-0		1-8-0		4-2-0		
0-1-0	0-0-0	0-0-0		NEUTRAL		0-0-0		0-1-0		0-0-0		
RPI	S	Opponent	Score	RPI	S	Opponent	Score	RPI	S	Opponent	Score	
						60 A Baylor	0 7	106 A Texas-Arlington		2 5		
						62 A Mississippi	6 7	106 A Texas-Arlington		3 9		
						62 H Mississippi	1 11	106 A Texas-Arlington		4 7		
						64 N Tulsa	4 3	106 N Texas-Arlington		3 5		
						75 N UTEP	0 4	112 A A&M-Corpus Christi		7 2		
						83 H McNeese St.	3 5	112 A A&M-Corpus Christi		5 13		
						83 H McNeese St.	2 3	112 A A&M-Corpus Christi		1 2		
						83 H McNeese St.	1 0	116 A Southern Miss.		3 11		
						92 H Texas St.	0 6	120 N Western Ky.		3 4		
						92 H Texas St.	4 7	131 A Nicholls St.		2 3		
						92 H Texas St.	3 1	131 A Nicholls St.		2 3		
						96 H Stephen F. Austin	8 2	131 A Nicholls St.		1 9		
						96 H Stephen F. Austin	4 3	145 N Wichita St.		1 9		
						96 H Stephen F. Austin	5 0	146 H UTSA		2 6		
						98 A South Ala.	4 6	146 H UTSA		6 9		
								146 H UTSA		1 0		
								153 A Sam Houston St.		3 0		
								153 A Sam Houston St.		12 7		
								153 A Sam Houston St.		0 1		
								169 H SIU Edwardsville		1 3		
								169 H SIU Edwardsville		0 3		
								186 A Northwestern St.		5 1		
								186 A Northwestern St.		8 1		
								186 A Northwestern St.		4 5		
								190 N Samford		5 4		
								194 N Indiana		1 5		
								214 A Mississippi Val.		2 1		
<hr/>												
LAST 10 GAMES												
						83 H McNeese St.	2 3	153 A Sam Houston St.		3 0	186 A Northwestern St.	
						83 H McNeese St.	3 5	62 H Mississippi		1 11	186 A Northwestern St.	
						83 H McNeese St.	1 0	96 H Stephen F. Austin		5 0	190 N Samford	
						153 A Sam Houston St.	0 1	96 H Stephen F. Austin		4 3	194 N Indiana	
						153 A Sam Houston St.	12 7	96 H Stephen F. Austin		8 2	214 A Mississippi Val.	

Non-Div. I Games: Henderson St. 10 0 Ouachita Baptist 2 7

Central Ark.

RPI	S	Opponent	Score	
214	H	Mississippi Val.	10	2
238	H	Southeastern La.	4	0
238	H	Southeastern La.	10	2
256	N	Belmont	1	3
262	A	Alcorn St.	0	3
262	A	Alcorn St.	6	2
264	A	Centenary (LA)	8	0
278	N	Jackson St.	10	3
288	A	Ark.-Pine Bluff	18	0
288	A	Ark.-Pine Bluff	8	0
288	H	Ark.-Pine Bluff	4	1
288	H	Ark.-Pine Bluff	9	0

Central Ark.

C
e
n
t
r
a
l
A
r
k
.

C
e
n
t
r
a
l
A
r
k
.

Average RPI Win:	203	WON-LOST RECORD	WINNING PCT. RANK	LAST 10 GAMES	STRENGTH OF SCHEDULE	OPP. STRENGTH OF SCHEDULE	TEAM RPI	ADJ RPI	CONF. RPI	ADJ CONF. RPI	
DIV. I ONLY	19-30-0	.38776	208	5-5-0	166	188	204	.45298	206	17	18
DIV. I NON-CONF.	11-18-0	.37931	200	0-0-0	179	224	207	.44885	208	16	16
<hr/>											
TOTALS	RPI 1-25	RPI 26-50		W-L RECORDS		RPI 51-100		RPI 101-150		RPI 150+	
19-30-0	0-0-0	0-4-0		OVERALL		0-9-0		2-2-0		17-15-0	
10-10-0	0-0-0	0-2-0		HOME		0-0-0		2-0-0		8-8-0	
4-13-0	0-0-0	0-2-0		AWAY		0-5-0		0-2-0		4-4-0	
5-7-0	0-0-0	0-0-0		NEUTRAL		0-4-0		0-0-0		5-3-0	
<hr/>											
11-18-0	0-0-0	0-0-0		NON-CONFERENCE		0-5-0		2-2-0		9-11-0	
4-6-0	0-0-0	0-0-0		HOME		0-0-0		2-0-0		2-6-0	
2-5-0	0-0-0	0-0-		AWAY		0-1-0		0-2-0		2-2-0	
5-7-0	0-0-0	0-0-0		NEUTRAL		0-4-0		0-0-0		5-3-0	
<hr/>											
8-12-0	0-0-0	0-4-0		CONFERENCE		0-4-0		0-0-0		8-4-0	
6-4-0	0-0-0	0-2-0		HOME		0-0-0		0-0-0		6-2-0	
2-8-0	0-0-0	0-2-0		AWAY		0-4-0		0-0-0		2-2-0	
0-0-0	0-0-0	0-0-0		NEUTRAL		0-0-0		0-0-0		0-0-0	
<hr/>											
RPI S	Opponent	Score	RPI S	Opponent	Score	RPI S	Opponent	Score	RPI S	Opponent	Score
			26 A	Massachusetts	0 9	55 N	Ball St.	0 7	136 H	Villanova	2 1
			26 A	Massachusetts	0 5	59 A	Charlotte	0 2	136 H	Villanova	3 2
			27 H	Fordham	0 6	59 A	Charlotte	3 11	148 A	Bethune-Cookman	4 8
			27 H	Fordham	0 7	65 A	Georgia St.	0 10	148 A	Bethune-Cookman	1 2
						67 N	Boston U.	1 4	151 H	St. Louis	2 5
						91 N	Cleveland St.	3 11	151 H	St. Louis	1 8
						95 A	St. Joseph's	0 5	154 N	Eastern Ill.	2 12
						95 A	St. Joseph's	0 2	158 N	Loyola (IL)	9 0
						99 N	Jacksonville	1 12	160 H	Army	2 5
									160 H	Army	8 9
									166 H	UMBC	7 10
									166 H	UMBC	2 1
									175 A	Delaware	0 2
									175 A	Delaware	7 5
									185 H	Drexel	1 2
									185 H	Drexel	2 0
									192 N	Quinnipiac	6 1
									192 N	Quinnipiac	6 1
									193 N	East Tenn. St.	6 4
									193 N	East Tenn. St.	2 12
									201 N	Bradley	1 2
			LAST 10 GAMES						211 A	Rhode Island	5 2
			211 A	Rhode Island	2 3	233 H	La Salle	6 0	211 A	Rhode Island	2 3
			211 A	Rhode Island	5 2	95 A	St. Joseph's	0 2	222 N	Toledo	11 10
			26 A	Massachusetts	0 5	95 A	St. Joseph's	0 5	230 H	St. Bonaventure	8 0
			26 A	Massachusetts	0 9	234 H	George Washington	4 0	230 H	St. Bonaventure	8 3
			233 H	La Salle	3 1	234 H	George Washington	10 0	231 A	Dayton	2 10

Non-Div. I Games:

Temple

RPI	S	Opponent	Score	
231	A	Dayton	6	2
233	H	La Salle	6	0
233	H	La Salle	3	1
234	H	George Washington	10	0
234	H	George Washington	4	0
246	H	Central Conn. St.	1	6
246	H	Central Conn. St.	1	4
261	A	Wagner	6	3
261	A	Wagner	3	4

T
e
m
p
l
e

T
e
m
p
l
e

Temple

Average RPI Win:	227	WON-LOST RECORD	WINNING PCT. RANK	LAST 10 GAMES	STRENGTH OF SCHEDULE	OPP. STRENGTH OF SCHEDULE	TEAM RPI	ADJ RPI	CONF. RPI	ADJ CONF. RPI	
DIV. I ONLY		24-22-0	.52174 115	4-6-0	259	227	206	.45127 207	27	27	
DIV. I NON-CONF.		16-14-0	.53333 116	1-0-0	238	223	176	.47272 178	27	28	
<hr/>											
TOTALS	RPI 1-25	RPI 26-50	W-L RECORDS		RPI 51-100	RPI 101-150		RPI 150+			
24-22-0	0-1-0	0-1-0	OVERALL		1-1-0	1-8-0		22-11-0			
6-7-0	0-0-0	0-0-0	HOME		0-0-0	0-0-0		6-7-0			
10-7-0	0-1-0	0-1-0	AWAY		1-0-0	0-4-0		9-1-0			
8-8-0	0-0-0	0-0-0	NEUTRAL		0-1-0	1-4-0		7-3-0			
16-14-0	0-1-0	0-1-0	NON-CONFERENCE		1-1-0	1-6-0		14-5-0			
3-2-0	0-0-0	0-0-0	HOME		0-0-0	0-0-0		3-2-0			
5-4-0	0-1-0	0-0-	AWAY		1-0-0	0-2-0		4-0-0			
8-8-0	0-0-0	0-0-0	NEUTRAL		0-1-0	1-4-0		7-3-0			
8-8-0	0-0-0	0-0-0	CONFERENCE		0-0-0	0-2-0		8-6-0			
3-5-0	0-0-0	0-0-0	HOME		0-0-0	0-0-0		3-5-0			
5-3-0	0-0-0	0-0-0	AWAY		0-0-0	0-2-0		5-1-0			
0-0-0	0-0-0	0-0-0	NEUTRAL		0-0-0	0-0-0		0-0-0			
<hr/>											
RPI S	Opponent	Score	RPI S	Opponent	Score	RPI S	Opponent	Score	RPI S	Opponent	Score
25 A	North Carolina	0 2	29 A	Hofstra	0 5	52 N	Southern Ill.	0 13	107 A	Stony Brook	0 5
						88 A	South Fla.	3 2	117 N	James Madison	0 8
									122 N	Lehigh	2 4
									128 A	St. John's (NY)	0 8
									139 N	Pittsburgh	1 14
									139 N	Pittsburgh	5 4
									140 A	Canisius	3 11
									140 A	Canisius	2 3
									147 N	Robert Morris	2 3
									158 N	Loyola (IL)	0 8
									167 H	Harvard	5 10
									167 H	Harvard	0 1
									174 H	Iona	0 10
									174 H	Iona	2 5
									192 A	Quinnipiac	1 0
									192 H	Quinnipiac	7 1
									192 N	Quinnipiac	3 4
									194 A	Niagara	5 0
									194 A	Niagara	4 1
									204 A	Manhattan	5 7
									204 A	Manhattan	5 2
			LAST 10 GAMES						213 A	Sacred Heart	4 1
			236 H Rider	2 12		194 A Niagara	4 1		213 H	Sacred Heart	8 0
			236 H Rider	0 2		140 A Canisius	3 11		216 N	Indiana St.	3 1
			204 A Manhattan	5 2		140 A Canisius	2 3		222 N	Toledo	4 3
			204 A Manhattan	5 7		213 A Sacred Heart	4 1		236 H	Rider	0 2
			194 A Niagara	5 0		174 H Iona	2 5		236 H	Rider	2 12

Non-Div. I Games:

Fairfield

RPI	S	Opponent	Score	
241	H	Siena	4	5
241	H	Siena	9	4
243	N	Holy Cross	8	4
246	A	Central Conn. St.	20	9
246	A	Central Conn. St.	6	4
247	H	Yale	3	1
247	N	Yale	1	0
249	N	Youngstown St.	2	8
261	N	Wagner	5	0
271	H	Marist	9	1
271	H	Marist	5	4
272	N	Bryant	6	0
277	N	Detroit	7	6
279	A	St. Peter's	12	1
279	A	St. Peter's	13	4

Fairfield

F
a
i
r
f
i
e
l
d

F
a
i
r
f
i
e
l
d

Average RPI Win: 175		WON-LOST RECORD		WINNING PCT. RANK		LAST 10 GAMES		STRENGTH OF SCHEDULE		OPP. STRENGTH OF SCHEDULE		TEAM RPI		ADJ RPI		CONF. RPI		ADJ CONF. RPI	
DIV. I ONLY		21-34-0		.38182 211		5-5-0		177		170		210		.45101 208		20		20	
DIV. I NON-CONF.		12-19-0		.3871 198		0-0-0		160		179		197		.4593 203		18		18	
TOTALS		RPI 1-25		RPI 26-50		W-L RECORDS		RPI 51-100		RPI 101-150		RPI 150+							
21-34-0		0-0-0		0-3-0		OVERALL		2-10-0		4-7-0		15-14-0							
10-7-0		0-0-0		0-0-0		HOME		0-2-0		3-2-0		7-3-0							
6-14-0		0-0-0		0-1-0		AWAY		2-4-0		0-1-0		4-8-0							
5-13-0		0-0-0		0-2-0		NEUTRAL		0-4-0		1-4-0		4-3-0							
12-19-0		0-0-0		0-3-0		NON-CONFERENCE		1-6-0		2-4-0		9-6-0							
4-1-0		0-0-0		0-0-0		HOME		0-0-0		1-0-0		3-1-0							
3-7-0		0-0-0		0-0-		AWAY		1-3-0		0-1-0		2-2-0							
5-11-0		0-0-0		0-2-0		NEUTRAL		0-3-0		1-3-0		4-3-0							
9-15-0		0-0-0		0-0-0		CONFERENCE		1-4-0		2-3-0		6-8-0							
6-6-0		0-0-0		0-0-0		HOME		0-2-0		2-2-0		4-2-0							
3-7-0		0-0-0		0-0-0		AWAY		1-1-0		0-0-0		2-6-0							
0-2-0		0-0-0		0-0-0		NEUTRAL		0-1-0		0-1-0		0-0-0							
RPI	S	Opponent	Score	RPI	S	Opponent	Score	RPI	S	Opponent	Score	RPI	S	Opponent	Score				
				28	A	San Diego St.	0 5	51	N	UNLV	0 2	103	A	Long Beach St.	0 2				
				35	N	Notre Dame	0 1	55	H	Ball St.	4 8	103	N	Long Beach St.	2 6				
				48	N	Arkansas	0 6	55	H	Ball St.	2 3	104	N	Cal Poly	2 4				
								55	N	Ball St.	0 7	114	N	Louisiana Tech	2 5				
								57	A	North Texas	5 3	114	N	Louisiana Tech	10 7				
								66	A	Syracuse	2 3	121	H	Central Mich.	4 3				
								66	A	Syracuse	0 8	121	H	Central Mich.	0 7				
								77	N	Purdue	2 9	134	H	Miami (OH)	1 2				
								83	A	McNeese St.	3 9	134	H	Miami (OH)	4 1				
								84	N	Drake	0 5	134	N	Miami (OH)	1 17				
								87	A	Kent St.	2 8	140	H	Canisius	4 3				
								87	A	Kent St.	2 1	165	A	Ohio	3 5				
												165	A	Ohio	0 3				
												170	N	Wisconsin	8 4				
												173	N	Missouri St.	1 0				
												177	A	Northern Ill.	3 2				
												177	A	Northern Ill.	5 8				
												182	A	Coastal Caro.	1 9				
												184	A	San Diego	4 3				
												184	N	San Diego	5 3				
												187	A	UC Riverside	5 4				
												187	A	UC Riverside	1 3				
												194	H	Niagara	3 7				
												194	H	Niagara	6 4				
												196	H	Bowling Green	3 5				
												196	H	Bowling Green	4 3				
												199	H	Eastern Mich.	5 13				

Non-Div. I Games:

Buffalo

RPI	S	Opponent	Score	
199	H	Eastern Mich.	8	4
200	A	Western Mich.	4	1
200	A	Western Mich.	0	6
213	N	Sacred Heart	3	4
222	H	Toledo	9	4
222	H	Toledo	12	7
224	A	Akron	0	1
224	A	Akron	7	8
230	H	St. Bonaventure	12	7
230	H	St. Bonaventure	7	0
257	N	Oakland	6	5
266	N	Houston Baptist	2	5
266	N	Houston Baptist	0	3

Buffalo

Average RPI Win: 184		WON-LOST	WINNING	LAST 10	STRENGTH OF		OPP. STRENGTH	TEAM	ADJ	CONF.	ADJ CONF.
Average RPI Loss: 129		RECORD	PCT. RANK	GAMES	SCHEDULE		OF SCHEDULE	RPI	RPI	RPI	RPI
DIV. I ONLY		22-34-0	.39286	204	4-6-0		190	180	211	.44957	209
DIV. I NON-CONF.		8-19-0	.2963	225	1-1-0		65	72	170	.48032	164
TOTALS		RPI 1-25	RPI 26-50		W-L RECORDS		RPI 51-100		RPI 101-150		RPI 150+
22-34-0		0-5-0	1-0-0		OVERALL		3-3-0		2-12-0		16-14-0
8-14-0		0-2-0	0-0-0		HOME		1-1-0		1-5-0		6-6-0
9-11-0		0-2-0	0-0-0		AWAY		0-1-0		1-4-0		8-4-0
5-9-0		0-1-0	1-0-0		NEUTRAL		2-1-0		0-3-0		2-4-0
8-19-0		0-5-0	1-0-0		NON-CONFERENCE		3-3-0		2-7-0		2-4-0
2-4-0		0-2-0	0-0-0		HOME		1-1-0		1-1-0		0-0-0
3-9-0		0-2-0	0-0-		AWAY		0-1-0		1-4-0		2-2-0
3-6-0		0-1-0	1-0-0		NEUTRAL		2-1-0		0-2-0		0-2-0
14-15-0		0-0-0	0-0-0		CONFERENCE		0-0-0		0-5-0		14-10-0
6-10-0		0-0-0	0-0-0		HOME		0-0-0		0-4-0		6-6-0
6-2-0		0-0-0	0-0-0		AWAY		0-0-0		0-0-0		6-2-0
2-3-0		0-0-0	0-0-0		NEUTRAL		0-0-0		0-1-0		2-2-0
RPI S	Opponent	Score	RPI S	Opponent	Score	RPI S	Opponent	Score	RPI S	Opponent	Score
3 H	UCLA	0 7	31 N	BYU	12 10	51 A	UNLV	1 17	102 A	San Jose St.	4 5
3 H	UCLA	0 8				51 N	UNLV	4 6	102 A	San Jose St.	4 5
19 N	Illinois	2 3				74 N	Iowa	3 0	102 A	San Jose St.	9 1
20 A	Stanford	1 2				85 H	Cal St. Northridge	0 2	102 A	San Jose St.	8 11
20 A	Stanford	0 12				85 H	Cal St. Northridge	7 3	103 N	Long Beach St.	5 8
						87 N	Kent St.	9 4	104 A	Cal Poly	4 5
									119 N	UC Davis	7 8
									125 H	New Mexico St.	7 1
									125 H	New Mexico St.	1 5
									130 H	Loyola Marymount	4 5
									130 H	Loyola Marymount	5 6
									130 H	Loyola Marymount	1 2
									130 H	Loyola Marymount	1 6
									130 N	Loyola Marymount	7 8
									156 N	Pacific	4 10
									161 H	St. Mary's (CA)	1 2
									161 H	St. Mary's (CA)	4 7
									161 H	St. Mary's (CA)	9 2
									161 H	St. Mary's (CA)	10 12
									161 N	St. Mary's (CA)	8 3
									183 A	Sacramento St.	0 8
									183 A	Sacramento St.	3 2
									183 A	Sacramento St.	3 4
									183 A	Sacramento St.	4 2
									184 H	San Diego	5 6
									184 H	San Diego	4 3
									184 H	San Diego	9 3
LAST 10 GAMES			LAST 10 GAMES			LAST 10 GAMES			LAST 10 GAMES		
			161 H	St. Mary's (CA)	1 2				183 A	Sacramento St.	3 2
			161 H	St. Mary's (CA)	9 2				183 A	Sacramento St.	4 2
			161 H	St. Mary's (CA)	4 7				183 A	Sacramento St.	3 4
			161 H	St. Mary's (CA)	10 12				125 H	New Mexico St.	1 5
			183 A	Sacramento St.	0 8				125 H	New Mexico St.	7 1

Non-Div. I Games:

Cal St. Bakersfield

Cal St. Bakersfield

RPI	S	Opponent	Score
184	H	San Diego	6 7
187	A	UC Riverside	2 10
187	A	UC Riverside	2 4
212	A	UC Santa Barbara	5 0
212	A	UC Santa Barbara	4 3
212	N	UC Santa Barbara	5 6
252	A	Santa Clara	7 6
252	A	Santa Clara	7 3
252	A	Santa Clara	9 1
252	A	Santa Clara	4 1
252	N	Santa Clara	5 6
252	N	Santa Clara	3 11
260	H	Utah Valley	1 4
260	H	Utah Valley	11 6
260	H	Utah Valley	4 3
260	H	Utah Valley	8 0
274	N	Idaho St.	6 3

RPI	S	Opponent	Score	
267	A	Southern Utah	8	1
267	A	Southern Utah	5	4
268	H	North Dakota	3	2
268	H	North Dakota	10	4
273	H	South Dakota	7	5
273	H	South Dakota	2	0
278	N	Jackson St.	3	2

UMKC

U
M
K
C

U
M
K
C

Average RPI Win:		220	WON-LOST RECORD		WINNING PCT. RANK		LAST 10 GAMES		STRENGTH OF SCHEDULE		OPP. STRENGTH OF SCHEDULE		TEAM RPI		ADJ RPI		CONF. RPI		ADJ CONF. RPI	
DIV. I ONLY			19-35-0		.35185 228		2-8-0		137		209		212		.44787 211		17		18	
DIV. I NON-CONF.			11-21-0		.34375 215		0-1-0		145		251		211		.44504 211		16		16	
TOTALS		RPI 1-25		RPI 26-50		W-L RECORDS		RPI 51-100		RPI 101-150		RPI 150+								
19-35-0		0-1-0		0-5-0		OVERALL		1-10-0		0-3-0		18-16-0								
5-10-0		0-0-0		0-0-0		HOME		0-4-0		0-2-0		5-4-0								
12-16-0		0-0-0		0-4-0		AWAY		1-3-0		0-0-0		11-9-0								
2-9-0		0-1-0		0-1-0		NEUTRAL		0-3-0		0-1-0		2-3-0								
11-21-0		0-1-0		0-1-0		NON-CONFERENCE		1-5-0		0-3-0		10-11-0								
3-4-0		0-0-0		0-0-0		HOME		0-0-0		0-2-0		3-2-0								
6-10-0		0-0-0		0-0-		AWAY		1-3-0		0-0-0		5-7-0								
2-7-0		0-1-0		0-1-0		NEUTRAL		0-2-0		0-1-0		2-2-0								
8-14-0		0-0-0		0-4-0		CONFERENCE		0-5-0		0-0-0		8-5-0								
2-6-0		0-0-0		0-0-0		HOME		0-4-0		0-0-0		2-2-0								
6-6-0		0-0-0		0-4-0		AWAY		0-0-0		0-0-0		6-2-0								
0-2-0		0-0-0		0-0-0		NEUTRAL		0-1-0		0-0-0		0-1-0								
RPI	S	Opponent		Score		RPI	S	Opponent		Score		RPI	S	Opponent		Score				
1	N	Alabama		3 17		26	A	Massachusetts		2 9		59	H	Charlotte		7 14				
						26	A	Massachusetts		1 3		59	H	Charlotte		0 5				
						27	A	Fordham		1 8		59	N	Charlotte		0 8				
						27	A	Fordham		0 3		62	N	Mississippi		2 7				
						30	N	Ohio St.		3 5		67	A	Boston U.		7 3				
												76	N	Liberty		0 8				
												79	A	Stetson		1 8				
												79	A	Stetson		1 5				
												79	A	Stetson		0 3				
												95	H	St. Joseph's		1 6				
												95	H	St. Joseph's		3 9				
			</																	

Non-Div. I Games:

Rhode Island

RPI	S	Opponent	Score	
233	A	La Salle	5	0
234	A	George Washington	3	1
234	A	George Washington	7	3
242	N	St. Francis (PA)	0	2
246	A	Central Conn. St.	7	1
246	A	Central Conn. St.	8	0
248	H	Brown	7	1
248	H	Brown	4	3
259	N	Western Caro.	5	2
272	A	Bryant	9	8

Rhode Island

RPI	S	Opponent	Score	
209	H	Cal St. Bakersfield	0	5
209	H	Cal St. Bakersfield	3	4
209	N	Cal St. Bakersfield	6	5
235	N	Northern Colo.	6	4
252	N	Santa Clara	2	6
260	N	Utah Valley	4	3
274	N	Idaho St.	11	1

Average RPI Win: 221		WON-LOST	WINNING	LAST 10	STRENGTH OF		OPP. STRENGTH	TEAM	ADJ		CONF.	ADJ CONF.
Average RPI Loss: 170		RECORD	PCT. RANK	GAMES	SCHEDULE		OF SCHEDULE	RPI	RPI		RPI	RPI
DIV. I ONLY		23-26-0	.46939	160	5-5-0		238	250	214	.44566	213	24
DIV. I NON-CONF.		13-18-0	.41935	182	2-2-0		249	257	226	.43097	228	25
TOTALS		RPI 1-25	RPI 26-50		W-L RECORDS		RPI 51-100		RPI 101-150		RPI 150+	
23-26-0		0-0-0	0-2-0		OVERALL		0-2-0		4-6-0		19-16-0	
11-8-0		0-0-0	0-0-0		HOME		0-0-0		2-2-0		9-6-0	
4-11-0		0-0-0	0-2-0		AWAY		0-0-0		2-2-0		2-7-0	
8-7-0		0-0-0	0-0-0		NEUTRAL		0-2-0		0-2-0		8-3-0	
13-18-0		0-0-0	0-0-0		NON-CONFERENCE		0-2-0		3-3-0		10-13-0	
4-5-0		0-0-0	0-0-0		HOME		0-0-0		2-0-0		2-5-0	
1-6-0		0-0-0	0-0-		AWAY		0-0-0		1-1-0		0-5-0	
8-7-0		0-0-0	0-0-0		NEUTRAL		0-2-0		0-2-0		8-3-0	
10-8-0		0-0-0	0-2-0		CONFERENCE		0-0-0		1-3-0		9-3-0	
7-3-0		0-0-0	0-0-0		HOME		0-0-0		0-2-0		7-1-0	
3-5-0		0-0-0	0-2-0		AWAY		0-0-0		1-1-0		2-2-0	
0-0-0		0-0-0	0-0-0		NEUTRAL		0-0-0		0-0-0		0-0-0	
RPI	S	Opponent	Score	RPI	S	Opponent	Score	RPI	S	Opponent	Score	
				47	A	Long Island	5 7	91	N	Cleveland St.	2 4	
				47	A	Long Island	0 8	91	N	Cleveland St.	0 1	
										107	H Stony Brook	5 2
										107	H Stony Brook	1 0
										122	N Lehigh	3 4
										127	A UNC Greensboro	8 0
										127	A UNC Greensboro	3 5
										132	N Butler	1 7
										135	A Monmouth	0 1
										135	A Monmouth	2 1
										147	H Robert Morris	0 1
										147	H Robert Morris	3 10
										158	N Loyola (IL)	0 2
										179	A Connecticut	2 5
										180	A Seton Hall	1 5
										180	A Seton Hall	4 8
										182	A Coastal Caro.	2 3
										192	A Quinnipiac	4 5
										192	A Quinnipiac	2 6
										194	N Niagara	8 0
										207	A Fairfield	0 8
										207	H Fairfield	1 4
										208	N Buffalo	4 3
				LAST 10 GAMES						216	N Indiana St.	0 1
				192	A	Quinnipiac	4 5	107	H	Stony Brook	5 2	
				192	A	Quinnipiac	2 6	107	H	Stony Brook	1 0	
				272	H	Bryant	1 0	254	H	Fairleigh Dickinson	6 1	
				272	H	Bryant	4 2	254	H	Fairleigh Dickinson	0 2	
				207	H	Fairfield	1 4	207	A	Fairfield	0 8	
										229	H Hartford	6 10

Non-Div. I Games:

Sacred Heart

Sacred Heart

Average RPI Win: 246		WON-LOST	WINNING	LAST 10	STRENGTH OF		OPP. STRENGTH	TEAM	ADJ	CONF.	ADJ CONF.
Average RPI Loss: 124		RECORD	PCT. RANK	GAMES	SCHEDULE		OF SCHEDULE	RPI	RPI	RPI	RPI
DIV. I ONLY		23-23-0	.5	135	6-1-0		239	263	209	.44508	214
DIV. I NON-CONF.		5-19-0	.20833	257	0-0-0		101	69	216	.44509	210
TOTALS		RPI 1-25	RPI 26-50		W-L RECORDS		RPI 51-100		RPI 101-150		RPI 150+
23-23-0		0-3-0	0-4-0		OVERALL		1-3-0		2-5-0		20-8-0
12-6-0		0-2-0	0-1-0		HOME		0-0-0		1-0-0		11-3-0
7-8-0		0-0-0	0-1-0		AWAY		0-0-0		0-4-0		7-3-0
4-9-0		0-1-0	0-2-0		NEUTRAL		1-3-0		1-1-0		2-2-0
5-19-0		0-3-0	0-4-0		NON-CONFERENCE		1-3-0		2-5-0		2-4-0
3-4-0		0-2-0	0-1-0		HOME		0-0-0		1-0-0		2-1-0
0-7-0		0-0-0	0-0-		AWAY		0-0-0		0-4-0		0-2-0
2-8-0		0-1-0	0-2-0		NEUTRAL		1-3-0		1-1-0		0-1-0
18-4-0		0-0-0	0-0-0		CONFERENCE		0-0-0		0-0-0		18-4-0
9-2-0		0-0-0	0-0-0		HOME		0-0-0		0-0-0		9-2-0
7-1-0		0-0-0	0-0-0		AWAY		0-0-0		0-0-0		7-1-0
2-1-0		0-0-0	0-0-0		NEUTRAL		0-0-0		0-0-0		2-1-0
RPI S	Opponent	Score	RPI S	Opponent	Score	RPI S	Opponent	Score	RPI S	Opponent	Score
1 H	Alabama	1 6	29 N	Hofstra	4 6	52 N	Southern Ill.	0 8	105 A	Memphis	1 5
19 H	Illinois	2 12	49 A	Mississippi St.	1 11	78 N	UT Martin	3 8	105 A	Memphis	1 4
22 N	Florida St.	3 8	49 H	Mississippi St.	6 9	80 N	Troy	0 4	114 A	Louisiana Tech	2 3
			49 N	Mississippi St.	1 9	87 N	Kent St.	8 2	115 A	La.-Monroe	2 4
									115 H	La.-Monroe	9 8
									118 N	Wright St.	2 6
									118 N	Wright St.	5 3
									151 N	St. Louis	0 8
									190 H	Samford	6 4
									205 A	Central Ark.	2 10
									205 H	Central Ark.	1 2
									238 A	Southeastern La.	0 4
									238 H	Southeastern La.	2 1
									255 A	Alabama St.	8 0
									255 A	Alabama St.	3 1
									255 A	Alabama St.	7 4
									255 A	Alabama St.	7 1
									255 H	Alabama St.	13 6
									262 H	Alcorn St.	3 6
									262 H	Alcorn St.	12 4
									262 H	Alcorn St.	5 3
									262 H	Alcorn St.	4 7
									263 N	Southern U.	2 3
									275 A	Texas Southern	3 4
									278 H	Jackson St.	6 1
									278 H	Jackson St.	9 4
									278 H	Jackson St.	12 10
Non-Div. I Games:			LSU-Alexandria			Delta St.			Delta St.		
			1	0	4	0	3	1	6	2	Mississippi Val.

RPI	S	Opponent	Score	
278	N	Jackson St.	3	2
283	H	Grambling	8	0
283	N	Grambling	8	6
288	H	Ark.-Pine Bluff	14	8
288	H	Ark.-Pine Bluff	6	1
289	A	Alabama A&M	12	3
289	A	Alabama A&M	10	2
289	A	Alabama A&M	10	2

Mississippi Val.

M
i
s
s
i
s
s
i
p
p
i
V
a
l
.

M
i
s
s
i
s
s
i
p
p
i
V
a
l
.

Average RPI Win: 164		WON-LOST	WINNING	LAST 10	STRENGTH OF		OPP. STRENGTH	TEAM	ADJ	CONF.	ADJ CONF.
Average RPI Loss: 123		RECORD	PCT. RANK	GAMES	SCHEDULE		OF SCHEDULE	RPI	RPI	RPI	RPI
DIV. I ONLY		18-34-0	.34615	229	3-7-0		181	136	216	.44432	215
DIV. I NON-CONF.		8-17-0	.32	221	0-2-0		224	162	230	.42399	234
TOTALS		RPI 1-25	RPI 26-50		W-L RECORDS		RPI 51-100		RPI 101-150		RPI 150+
18-34-0		0-1-0	1-6-0		OVERALL		4-7-0		3-8-0		10-12-0
10-7-0		0-0-0	0-0-0		HOME		3-1-0		3-2-0		4-4-0
5-22-0		0-1-0	1-5-0		AWAY		1-6-0		0-5-0		3-5-0
3-5-0		0-0-0	0-1-0		NEUTRAL		0-0-0		0-1-0		3-3-0
8-17-0		0-1-0	1-3-0		NON-CONFERENCE		0-2-0		1-4-0		6-7-0
2-2-0		0-0-0	0-0-0		HOME		0-0-0		1-1-0		1-1-0
3-11-0		0-1-0	1-0-		AWAY		0-2-0		0-2-0		2-4-0
3-4-0		0-0-0	0-1-0		NEUTRAL		0-0-0		0-1-0		3-2-0
10-17-0		0-0-0	0-3-0		CONFERENCE		4-5-0		2-4-0		4-5-0
8-5-0		0-0-0	0-0-0		HOME		3-1-0		2-1-0		3-3-0
2-11-0		0-0-0	0-3-0		AWAY		1-4-0		0-3-0		1-1-0
0-1-0		0-0-0	0-0-0		NEUTRAL		0-0-0		0-0-0		0-1-0
RPI S	Opponent	Score	RPI S	Opponent	Score	RPI S	Opponent	Score	RPI S	Opponent	Score
8 A	Missouri	0 8	36 A	Lipscomb	6 4	52 A	Southern Ill.	0 8	110 A	UNI	0 9
			36 A	Lipscomb	0 6	52 A	Southern Ill.	1 2	110 A	UNI	6 10
			36 A	Lipscomb	0 8	52 H	Southern Ill.	2 1	110 A	UNI	2 12
			37 N	Kentucky	0 8	72 A	Creighton	6 8	113 A	Middle Tenn.	2 5
			45 A	Illinois St.	3 4	72 A	Creighton	5 9	113 A	Middle Tenn.	0 5
			45 A	Illinois St.	0 6	72 A	Creighton	3 1	118 N	Wright St.	3 11
			45 A	Illinois St.	0 10	78 A	UT Martin	2 7	120 H	Western Ky.	2 1
						78 A	UT Martin	7 8	120 H	Western Ky.	0 6
						84 H	Drake	2 0	145 H	Wichita St.	3 1
						84 H	Drake	0 1	145 H	Wichita St.	4 7
						84 H	Drake	5 4	145 H	Wichita St.	3 2
									173 H	Missouri St.	10 14
									173 H	Missouri St.	5 4
									173 H	Missouri St.	2 6
									173 N	Missouri St.	0 3
									176 N	Georgetown	3 4
									194 A	Indiana	0 4
									194 A	Indiana	3 2
									201 A	Bradley	0 8
									201 A	Bradley	11 0
									216 H	Indiana St.	8 2
									216 H	Indiana St.	2 4
									216 H	Indiana St.	4 3
									226 N	Eastern Ky.	6 1
									226 N	Eastern Ky.	4 6
									240 A	Murray St.	2 6
									240 A	Murray St.	6 2
LAST 10 GAMES			173 N	Missouri St.	0 3	84 H	Drake	0 1	216 H	Indiana St.	4 3
			72 A	Creighton	3 1	84 H	Drake	5 4	226 N	Eastern Ky.	6 1
			72 A	Creighton	6 8	78 A	UT Martin	7 8	226 N	Eastern Ky.	4 6
			72 A	Creighton	5 9	78 A	UT Martin	2 7	240 A	Murray St.	2 6
			84 H	Drake	2 0	110 A	UNI	2 12	240 A	Murray St.	6 2

Non-Div. I Games:

Evansville

Evansville

Average RPI Win:		195	WON-LOST RECORD		WINNING PCT. RANK		LAST 10 GAMES		STRENGTH OF SCHEDULE		OPP. STRENGTH OF SCHEDULE		TEAM RPI		ADJ RPI		CONF. RPI		ADJ CONF. RPI			
Average RPI Loss:		129																				
DIV. I ONLY			20-31-0		.39216 205		4-6-0		218		179		217		.44411 216		13		12			
DIV. I NON-CONF.			15-11-0		.57692 92		1-0-0		242		247		169		.4773 168		12		12			
TOTALS		RPI 1-25		RPI 26-50		W-L RECORDS		RPI 51-100		RPI 101-150		RPI 150+										
20-31-0		0-1-0		0-3-0		OVERALL		1-7-0		6-7-0		13-13-0										
7-14-0		0-0-0		0-2-0		HOME		1-1-0		2-6-0		4-5-0										
5-12-0		0-1-0		0-1-0		AWAY		0-5-0		1-0-0		4-5-0										
8-5-0		0-0-0		0-0-0		NEUTRAL		0-1-0		3-1-0		5-3-0										
15-11-0		0-1-0		0-0-0		NON-CONFERENCE		0-1-0		4-3-0		11-6-0										
3-5-0		0-0-0		0-0-0		HOME		0-0-0		0-2-0		3-3-0										
4-1-0		0-1-0		0-0-		AWAY		0-0-0		1-0-0		3-0-0										
8-5-0		0-0-0		0-0-0		NEUTRAL		0-1-0		3-1-0		5-3-0										
5-20-0		0-0-0		0-3-0		CONFERENCE		1-6-0		2-4-0		2-7-0										
4-9-0		0-0-0		0-2-0		HOME		1-1-0		2-4-0		1-2-0										
1-11-0		0-0-0		0-1-0		AWAY		0-5-0		0-0-0		1-5-0										
0-0-0		0-0-0		0-0-0		NEUTRAL		0-0-0		0-0-0		0-0-0										
RPI S	Opponent		Score		RPI S	Opponent		Score		RPI S	Opponent		Score		RPI S	Opponent		Score				
19 A	Illinois		1	5	45 A	Illinois St.		2	3	52 A	Southern Ill.		0	8	105 A	Memphis		1	0			
					45 H	Illinois St.		3	6	52 A	Southern Ill.		3	4	110 H	UNI		4	10			
					45 H	Illinois St.		4	5	52 A	Southern Ill.		1	3	110 H	UNI		0	1			
										72 A	Creighton		5	6	110 H	UNI		3	6			
										72 A	Creighton		0	6	122 N	Lehigh		4	0			
										83 N	McNeese St.		3	8	129 N	Appalachian St.		0	1			
										84 H	Drake		2	8	132 H	Butler		0	3			
										84 H	Drake		1	0	132 H	Butler		7	14			
															144 N	Valparaiso		13	5			
															144 N	Valparaiso		6	3			
															145 H	Wichita St.		0	2			
															145 H	Wichita St.		1	0			
															145 H	Wichita St.		3	2			
															151 H	St. Louis		4	1			
															151 H	St. Louis		2	3			
															154 H	Eastern Ill.		5	4			
															158 N	Loyola (IL)		0	1			
															173 A	Missouri St.		5	9			
															173 A	Missouri St.		7	8			
															173 A	Missouri St.		3	5			
															194 H	Indiana		1	2			
						LAST 10 GAMES									201 H	Bradley		3	2			
						145 H	Wichita St.		1	0	173 A	Missouri St.		7	8	201 H	Bradley		2	5		
						145 H	Wichita St.		0	2	84 H	Drake		2	8	201 H	Bradley		2	12		
						145 H	Wichita St.		3	2	84 H	Drake		1	0	207 N	Fairfield		1	3		
						173 A	Missouri St.		5	9	154 H	Eastern Ill.		5	4	213 N	Sacred Heart		1	0		
						173 A	Missouri St.		3	5	45 A	Illinois St.		2	3	215 A	Evansville		4	2		

Non-Div. I Games:

Indiana St.

Indianast.

I
n
d
i
a
n
a
s
t
.

Indiana St.

Average RPI Win:		240	WON-LOST RECORD		WINNING PCT. RANK		LAST 10 GAMES		STRENGTH OF SCHEDULE		OPP. STRENGTH OF SCHEDULE		TEAM RPI		ADJ RPI		CONF. RPI		ADJ CONF. RPI	
DIV. I ONLY			14-27-0		.34146 232		3-7-0		173		204		220		.4422 217		25		25	
DIV. I NON-CONF.			3-18-0		.14286 275		1-1-0		99		89		231		.42947 229		28		26	
TOTALS		RPI 1-25		RPI 26-50		W-L RECORDS		RPI 51-100		RPI 101-150		RPI 150+								
14-27-0		0-3-0		0-2-0		OVERALL		0-7-0		0-4-0		14-11-0								
8-4-0		0-0-0		0-0-0		HOME		0-0-0		0-0-0		8-4-0								
5-13-0		0-0-0		0-0-0		AWAY		0-5-0		0-2-0		5-6-0								
1-10-0		0-3-0		0-2-0		NEUTRAL		0-2-0		0-2-0		1-1-0								
3-18-0		0-3-0		0-2-0		NON-CONFERENCE		0-5-0		0-4-0		3-4-0								
1-1-0		0-0-0		0-0-0		HOME		0-0-0		0-0-0		1-1-0								
1-7-0		0-0-0		0-0-		AWAY		0-3-0		0-2-0		1-2-0								
1-10-0		0-3-0		0-2-0		NEUTRAL		0-2-0		0-2-0		1-1-0								
11-9-0		0-0-0		0-0-0		CONFERENCE		0-2-0		0-0-0		11-7-0								
7-3-0		0-0-0		0-0-0		HOME		0-0-0		0-0-0		7-3-0								
4-6-0		0-0-0		0-0-0		AWAY		0-2-0		0-0-0		4-4-0								
0-0-0		0-0-0		0-0-0		NEUTRAL		0-0-0		0-0-0		0-0-0								
RPI	S	Opponent		Score		RPI	S	Opponent		Score		RPI	S	Opponent		Score				
10	N	Georgia Tech		1	8	46	N	Maryland		4	11	65	N	Georgia St.		2	11			
18	N	Oklahoma St.		2	4	47	N	Long Island		0	3	67	A	Boston U.		0	4			
19	N	Illinois		1	16							67	A	Boston U.		3	4			
												76	N	Liberty		0	11			
												82	A	Cornell		1	5			
												82	A	Cornell		2	5			
												88	A	South Fla.		1	5			
												108	A	Fla. Gulf Coast		1	7			
												108	A	Fla. Gulf Coast		0	5			
												111	N	Winthrop		5	8			
												133	N	North Florida		0	3			
												159	H	Albany (NY)		2	9			
												159	H	Albany (NY)		6	3			
												167	A	Harvard		0	9			
												167	A	Harvard		1	7			
												167	H	Harvard		5	6			
												167	H	Harvard		1	7			
												179	A	Connecticut		4	12			
												196	N	Bowling Green		0	3			
												213	A	Sacred Heart		1	4			
												213	A	Sacred Heart		7	0			
												227	H	Penn		2	3			
												227	H	Penn		10	1			
												244	A	Princeton		6	4			
												244	A	Princeton		5	2			
												247	H	Yale		11	3			
												247	H	Yale		7	3			
												247	H	Yale		10	9			
												247	H	Yale		11	3			
												248	A	Brown		8	0			
												248	A	Brown		4	3			
												248	A	Brown		1	2			
												248	A	Brown		4	5			
												259	N	Western Caro.		4	0			
LAST 10 GAMES																				
167 H Harvard						5	6	248 A Brown						4	3	248 A Brown				
167 H Harvard						1	7	248 A Brown						8	0	248 A Brown				
167 A Harvard						1	7	248 A Brown						4	5	248 A Brown				
167 A Harvard						0	9	159 H Albany (NY)						6	3	248 A Brown				
248 A Brown						1	2	159 H Albany (NY)						2	9	259 N Western Caro.				

Non-Div. I Games:

Dartmouth

RPI	S	Opponent	Score	
265	H	Columbia	6	4
265	H	Columbia	14	9

Dartmouth

D
a
r
t
m
o
u
t
h

D
a
r
t
m
o
u
t
h

Average RPI Win: 229		WON-LOST RECORD	WINNING PCT. RANK		LAST 10 GAMES	STRENGTH OF SCHEDULE	OPP. STRENGTH OF SCHEDULE	TEAM RPI	ADJ RPI		CONF. RPI	ADJ CONF. RPI
Average RPI Loss: 187												
DIV. I ONLY		27-23-0	.54	104	5-5-0	258	265	207	.44172	218	23	23
DIV. I NON-CONF.		17-9-0	.65385	58	0-0-0	286	284	212	.43642	219	24	27
<hr/>												
TOTALS		RPI 1-25		RPI 26-50		W-L RECORDS		RPI 51-100		RPI 101-150		RPI 150+
27-23-0		0-0-0		0-0-0		OVERALL		0-0-0		1-3-0		26-20-0
6-7-0		0-0-0		0-0-0		HOME		0-0-0		0-0-0		6-7-0
6-11-0		0-0-0		0-0-0		AWAY		0-0-0		1-3-0		5-8-0
15-5-0		0-0-0		0-0-0		NEUTRAL		0-0-0		0-0-0		15-5-0
<hr/>												
17-9-0		0-0-0		0-0-0		NON-CONFERENCE		0-0-0		0-0-0		17-9-0
1-2-0		0-0-0		0-0-0		HOME		0-0-0		0-0-0		1-2-0
2-4-0		0-0-0		0-0-		AWAY		0-0-0		0-0-0		2-4-0
14-3-0		0-0-0		0-0-0		NEUTRAL		0-0-0		0-0-0		14-3-0
<hr/>												
10-14-0		0-0-0		0-0-0		CONFERENCE		0-0-0		1-3-0		9-11-0
5-5-0		0-0-0		0-0-0		HOME		0-0-0		0-0-0		5-5-0
4-7-0		0-0-0		0-0-0		AWAY		0-0-0		1-3-0		3-4-0
1-2-0		0-0-0		0-0-0		NEUTRAL		0-0-0		0-0-0		1-2-0
<hr/>												
RPI	S	Opponent	Score	RPI	S	Opponent	Score	RPI	S	Opponent	Score	
										122	A Lehigh	9 10
										122	A Lehigh	4 5
										122	A Lehigh	2 1
										122	A Lehigh	0 1
										152	H Binghamton	5 8
										152	H Binghamton	1 8
										156	A Bucknell	2 3
										156	A Bucknell	8 5
										156	A Bucknell	5 9
										156	A Bucknell	3 13
										156	N Bucknell	3 4
										156	N Bucknell	4 6
										156	N Bucknell	5 4
										160	A Army	3 1
										160	H Army	1 5
										160	H Army	4 2
										160	H Army	3 7
										160	H Army	1 9
										188	N Green Bay	8 7
										194	A Niagara	11 14
										204	N Manhattan	7 4
										204	N Manhattan	4 2
										225	N Howard	5 2
										229	N Hartford	4 0
										229	N Hartford	3 7
										230	N St. Bonaventure	8 5
										230	N St. Bonaventure	3 1
<hr/>												
				LAST 10 GAMES								
				156	N Bucknell	4 6	160	H Army	3 7			
				156	N Bucknell	3 4	237	H Lafayette	7 0			
				156	N Bucknell	5 4	237	H Lafayette	4 2			
				160	A Army	3 1	237	A Lafayette	0 1			
				160	H Army	1 5	237	A Lafayette	9 0			

Non-Div. I Games:

Colgate

RPI	S	Opponent	Score
232	A	Delaware St.	4 13
236	N	Rider	4 5
237	A	Lafayette	9 0
237	A	Lafayette	0 1
237	H	Lafayette	4 2
237	H	Lafayette	7 0
241	A	Siena	1 6
241	A	Siena	1 8
243	H	Holy Cross	6 8
243	H	Holy Cross	9 8
243	H	Holy Cross	8 2
243	H	Holy Cross	9 10
254	N	Fairleigh Dickinson	11 1
261	N	Wagner	5 1
265	N	Columbia	3 2
270	A	Hampton	11 2
270	A	Hampton	6 2
271	N	Marist	6 2
271	N	Marist	6 9
276	H	Norfolk St.	3 1
279	N	St. Peter's	10 4
286	N	N.C. Central	7 5
290	N	Md.-East. Shore	9 0

[illegible]

Non-Div. I Games:

Lander

5 0

Lander

11 2

Presbyterian

RPI	S	Opponent	Score	
259	A	Western Caro.	9	0
259	A	Western Caro.	5	7
280	A	Savannah St.	9	0
280	A	Savannah St.	11	3
285	A	South Carolina St.	3	1
285	A	South Carolina St.	9	1
285	H	South Carolina St.	8	0
285	H	South Carolina St.	7	1

Presbyterian

P
r
e
s
b
y
t
e
r
i
a
n

P
r
e
s
b
y
t
e
r
i
a
n

Mt. St. Mary's

Through Games Of Tuesday, June 10

Average RPI Win:	243	WON-LOST RECORD	WINNING PCT. RANK	LAST 10 GAMES	STRENGTH OF SCHEDULE	OPP. STRENGTH OF SCHEDULE	TEAM RPI	ADJ RPI	CONF. RPI	ADJ CONF. RPI	
Average RPI Loss:	161										
DIV. I ONLY	25-25-0	.5	135	3-7-0	265	248	219	.43872	220	24	24
DIV. I NON-CONF.	18-13-0	.58065	90	1-1-0	274	253	204	.45794	204	26	25
<hr/>											
TOTALS	RPI 1-25	RPI 26-50		W-L RECORDS	RPI 51-100		RPI 101-150		RPI 150+		
25-25-0	0-0-0	0-4-0		OVERALL	0-1-0		0-5-0		25-15-0		
6-11-0	0-0-0	0-2-0		HOME	0-0-0		0-2-0		6-7-0		
12-8-0	0-0-0	0-2-0		AWAY	0-0-0		0-2-0		12-4-0		
7-6-0	0-0-0	0-0-0		NEUTRAL	0-1-0		0-1-0		7-4-0		
18-13-0	0-0-0	0-2-0		NON-CONFERENCE	0-1-0		0-1-0		18-9-0		
4-3-0	0-0-0	0-0-0		HOME	0-0-0		0-0-0		4-3-0		
7-4-0	0-0-0	0-0-		AWAY	0-0-0		0-0-0		7-2-0		
7-6-0	0-0-0	0-0-0		NEUTRAL	0-1-0		0-1-0		7-4-0		
7-12-0	0-0-0	0-2-0		CONFERENCE	0-0-0		0-4-0		7-6-0		
2-8-0	0-0-0	0-2-0		HOME	0-0-0		0-2-0		2-4-0		
5-4-0	0-0-0	0-0-0		AWAY	0-0-0		0-2-0		5-2-0		
0-0-0	0-0-0	0-0-0		NEUTRAL	0-0-0		0-0-0		0-0-0		
RPI	S	Opponent	Score	RPI	S	Opponent	Score	RPI	S	Opponent	Score
				46	A	Maryland	0 2				
				46	A	Maryland	2 4				
				47	H	Long Island	1 13				
				47	H	Long Island	2 6				
								122	N	Lehigh	8 11
								135	A	Monmouth	2 3
								135	A	Monmouth	5 6
								147	H	Robert Morris	3 7
								147	H	Robert Morris	1 6
								156	H	Bucknell	0 8
								156	H	Bucknell	4 11
								159	N	Albany (NY)	1 8
								166	A	UMBC	5 8
								176	N	Georgetown	3 7
								191	N	Gardner-Webb	10 1
								191	N	Gardner-Webb	3 5
								192	H	Quinnipiac	7 3
								192	H	Quinnipiac	5 6
								194	N	Niagara	15 7
								211	H	Rhode Island	5 0
								213	H	Sacred Heart	4 5
								213	H	Sacred Heart	6 11
								223	A	George Mason	11 2
								223	A	George Mason	2 1
								223	A	George Mason	8 9
								223	H	George Mason	11 3
								223	H	George Mason	1 5
								230	N	St. Bonaventure	3 2
								230	N	St. Bonaventure	6 5
								234	A	George Washington	8 0
								234	A	George Washington	5 4
<hr/>											
LAST 10 GAMES											
				242	A	St. Francis (PA)	10 3	147	H	Robert Morris	1 6
				135	A	Monmouth	2 3	147	H	Robert Morris	3 7
				135	A	Monmouth	5 6	223	H	George Mason	11 3
				254	A	Fairleigh Dickinson	4 5	223	H	George Mason	1 5
				254	A	Fairleigh Dickinson	8 1	192	H	Quinnipiac	5 6

Non-Div. I Games:

Mt. St. Mary's

RPI	S	Opponent	Score	
242	A	St. Francis (PA)	10	3
244	N	Princeton	1	6
244	N	Princeton	5	4
246	A	Central Conn. St.	12	1
246	A	Central Conn. St.	1	9
250	A	UNC Wilmington	5	0
254	A	Fairleigh Dickinson	4	5
254	A	Fairleigh Dickinson	8	1
261	H	Wagner	4	8
261	H	Wagner	6	0
269	H	Coppin St.	6	3
269	H	Coppin St.	3	1
270	N	Hampton	9	8
270	N	Hampton	8	0
272	A	Bryant	11	6
272	A	Bryant	4	0
286	A	N.C. Central	9	0
286	A	N.C. Central	12	0

Mt. St. Mary's

M
t
.
S
t
.
M
a
r
y
'
s

M
t
.
S
t
.
M
a
r
y
'
s

Average RPI Win:	257	WON-LOST RECORD	WINNING PCT. RANK	LAST 10 GAMES	STRENGTH OF SCHEDULE	OPP. STRENGTH OF SCHEDULE	TEAM RPI	ADJ RPI	CONF. RPI	ADJ CONF. RPI		
DIV. I ONLY		28-27-0	.50909	132	5-5-0	271	267	226	.42917	221	30	30
DIV. I NON-CONF.		14-21-0	.4	190	0-0-0	282	241	257	.40361	253	30	30
<hr/>												
TOTALS	RPI 1-25	RPI 26-50		W-L RECORDS		RPI 51-100		RPI 101-150		RPI 150+		
28-27-0	0-0-0	0-0-0		OVERALL		0-8-0		1-11-0		27-8-0		
19-10-0	0-0-0	0-0-0		HOME		0-5-0		1-1-0		18-4-0		
5-12-0	0-0-0	0-0-0		AWAY		0-2-0		0-8-0		5-2-0		
4-5-0	0-0-0	0-0-0		NEUTRAL		0-1-0		0-2-0		4-2-0		
<hr/>												
14-21-0	0-0-0	0-0-0		NON-CONFERENCE		0-8-0		1-6-0		13-7-0		
11-9-0	0-0-0	0-0-0		HOME		0-5-0		1-1-0		10-3-0		
2-9-0	0-0-0	0-0-		AWAY		0-2-0		0-5-0		2-2-0		
1-3-0	0-0-0	0-0-0		NEUTRAL		0-1-0		0-0-0		1-2-0		
<hr/>												
14-6-0	0-0-0	0-0-0		CONFERENCE		0-0-0		0-5-0		14-1-0		
8-1-0	0-0-0	0-0-0		HOME		0-0-0		0-0-0		8-1-0		
3-3-0	0-0-0	0-0-0		AWAY		0-0-0		0-3-0		3-0-0		
3-2-0	0-0-0	0-0-0		NEUTRAL		0-0-0		0-2-0		3-0-0		
<hr/>												
RPI	S	Opponent	Score	RPI	S	Opponent	Score	RPI	S	Opponent	Score	
						61 N North Carolina St.	4 5	111 A Winthrop			0 3	
						63 H S.C. Upstate	0 6	127 A UNC Greensboro			1 9	
						63 H S.C. Upstate	0 1	127 A UNC Greensboro			5 6	
						71 A Virginia Tech	3 11	129 A Appalachian St.			2 4	
						71 A Virginia Tech	1 8	129 A Appalachian St.			1 2	
						76 H Liberty	3 12	129 H Appalachian St.			12 3	
						86 H Elon	0 10	129 H Appalachian St.			0 3	
						86 H Elon	3 6	148 A Bethune-Cookman			1 2	
								148 A Bethune-Cookman			0 3	
								148 A Bethune-Cookman			1 2	
								148 N Bethune-Cookman			0 3	
								148 N Bethune-Cookman			3 7	
								191 A Gardner-Webb			6 10	
								191 A Gardner-Webb			1 6	
								198 H Florida A&M			1 0	
								198 H Florida A&M			5 12	
								198 H Florida A&M			5 4	
								198 N Florida A&M			2 1	
								224 N Akron			8 0	
								224 N Akron			3 4	
								226 H Eastern Ky.			3 5	
								226 H Eastern Ky.			1 2	
								229 N Hartford			0 2	
								230 H St. Bonaventure			9 6	
								230 H St. Bonaventure			3 0	
								250 A UNC Wilmington			11 1	
								250 A UNC Wilmington			8 5	
				LAST 10 GAMES								
						148 N Bethune-Cookman	3 7	148 A Bethune-Cookman			1 2	
						198 N Florida A&M	2 1	148 A Bethune-Cookman			0 3	
						148 N Bethune-Cookman	0 3	148 A Bethune-Cookman			1 2	
						285 N South Carolina St.	8 0	276 H Norfolk St.			6 5	
						269 N Coppin St.	10 0	276 H Norfolk St.			7 2	

Non-Div. I Games:

N.C. A&T

RPI	S	Opponent	Score	
259	H	Western Caro.	3	2
259	H	Western Caro.	7	6
269	H	Coppin St.	6	0
269	N	Coppin St.	10	0
270	H	Hampton	5	1
276	H	Norfolk St.	7	2
276	H	Norfolk St.	6	5
276	H	Norfolk St.	3	1
280	H	Savannah St.	2	0
280	H	Savannah St.	7	0
281	H	Winston-Salem	2	5
281	H	Winston-Salem	5	0
281	H	Winston-Salem	2	0
285	A	South Carolina St.	9	0
285	A	South Carolina St.	7	4
285	A	South Carolina St.	9	0
285	N	South Carolina St.	8	0
286	H	N.C. Central	9	0
286	H	N.C. Central	7	0
290	H	Md.-East. Shore	14	0

N
.
C
.
A
&
T

N
.
C
.
A
&
T

T
o
l
e
d
o

Toledo					Through Games Of Tuesday, June 10										
Average RPI Win: 167		WON-LOST RECORD	WINNING PCT. RANK		LAST 10 GAMES	STRENGTH OF SCHEDULE	OPP. STRENGTH OF SCHEDULE	TEAM RPI	ADJ RPI		CONF. RPI	ADJ CONF. RPI			
Average RPI Loss: 139															
DIV. I ONLY		12-39-0	.23529	268	3-7-0	123	187	232	.42736	222	20	20			
DIV. I NON-CONF.		8-20-0	.28571	231	2-0-0	70	204	198	.46038	201	18	18			
<hr/>															
TOTALS		RPI 1-25		RPI 26-50		W-L RECORDS		RPI 51-100		RPI 101-150		RPI 150+			
12-39-0		0-0-0		0-3-0		OVERALL		3-11-0		3-9-0		6-16-0			
3-7-0		0-0-0		0-0-0		HOME		0-0-0		0-2-0		3-5-0			
4-20-0		0-0-0		0-2-0		AWAY		2-9-0		1-2-0		1-7-0			
5-12-0		0-0-0		0-1-0		NEUTRAL		1-2-0		2-5-0		2-4-0			
<hr/>															
8-20-0		0-0-0		0-3-0		NON-CONFERENCE		3-7-0		2-5-0		3-5-0			
1-1-0		0-0-0		0-0-0		HOME		0-0-0		0-0-0		1-1-0			
2-7-0		0-0-0		0-0-		AWAY		2-5-0		0-0-0		0-0-0			
5-12-0		0-0-0		0-1-0		NEUTRAL		1-2-0		2-5-0		2-4-0			
<hr/>															
4-19-0		0-0-0		0-0-0		CONFERENCE		0-4-0		1-4-0		3-11-0			
2-6-0		0-0-0		0-0-0		HOME		0-0-0		0-2-0		2-4-0			
2-13-0		0-0-0		0-0-0		AWAY		0-4-0		1-2-0		1-7-0			
0-0-0		0-0-0		0-0-0		NEUTRAL		0-0-0		0-0-0		0-0-0			
<hr/>															
RPI	S	Opponent	Score	RPI	S	Opponent	Score	RPI	S	Opponent	Score				
				35	A	Notre Dame	0 11	55	A	Ball St.	12 13	107	N	Stony Brook	0 14
				35	A	Notre Dame	4 8	55	A	Ball St.	1 10	121	H	Central Mich.	1 9
				40	N	Radford	1 5	59	A	Charlotte	4 7	121	H	Central Mich.	2 10
								59	A	Charlotte	1 4	134	A	Miami (OH)	0 8
								67	N	Boston U.	7 13	134	A	Miami (OH)	11 6
								87	A	Kent St.	3 8	134	A	Miami (OH)	1 10
								87	A	Kent St.	1 2	136	N	Villanova	4 10
								88	A	South Fla.	4 7	140	N	Canisius	5 4
								91	A	Cleveland St.	4 3	147	N	Robert Morris	2 3
								91	A	Cleveland St.	4 0	147	N	Robert Morris	12 0
								94	N	Kennesaw St.	6 2	147	N	Robert Morris	2 6
								95	N	St. Joseph's	5 9	149	N	Michigan St.	0 2
								99	A	Jacksonville	4 12	165	A	Ohio	2 3
								99	A	Jacksonville	0 8	165	A	Ohio	6 7
												177	H	Northern Ill.	6 8
												177	H	Northern Ill.	3 2
												192	N	Quinnipiac	1 2
												192	N	Quinnipiac	12 8
												196	A	Bowling Green	1 9
												196	A	Bowling Green	1 3
												199	H	Eastern Mich.	7 12
												199	H	Eastern Mich.	6 5
												200	H	Western Mich.	1 4
												200	H	Western Mich.	3 4
												206	N	Temple	10 11
												207	N	Fairfield	3 4
												208	A	Buffalo	4 9
<hr/>															
LAST 10 GAMES															
				208	A	Buffalo	4 9	224	A	Akron	7 5				
				208	A	Buffalo	7 12	165	A	Ohio	6 7				
				87	A	Kent St.	3 8	165	A	Ohio	2 3				
				87	A	Kent St.	1 2	91	A	Cleveland St.	4 3				
				224	A	Akron	2 7	91	A	Cleveland St.	4 0				

Non-Div. I Games:

Toledo

T
o
l
e
d
o

RPI	S	Opponent	Score	
208	A	Buffalo	7	12
224	A	Akron	7	5
224	A	Akron	2	7
242	N	St. Francis (PA)	9	3
242	N	St. Francis (PA)	5	6
267	H	Southern Utah	5	8
267	H	Southern Utah	7	3

Toledo

T
o
l
e
d
o

T
o
l
e
d
o

Average RPI Win:	214	WON-LOST RECORD	WINNING PCT. RANK	LAST 10 GAMES	STRENGTH OF SCHEDULE	OPP. STRENGTH OF SCHEDULE	TEAM RPI	ADJ RPI	CONF. RPI	ADJ CONF. RPI	
DIV. I ONLY	21-24-0	.46667	162	6-4-0	261	233	221	.42684	223	14	14
DIV. I NON-CONF.	12-12-0	.5	134	1-0-0	287	289	259	.39636	259	15	15
TOTALS	RPI 1-25	RPI 26-50	W-L RECORDS		RPI 51-100	RPI 101-150	RPI 150+				
21-24-0	0-0-0	0-3-0	OVERALL		3-5-0	1-2-0	17-14-0				
14-16-0	0-0-0	0-0-0	HOME		3-5-0	1-2-0	10-9-0				
7-8-0	0-0-0	0-3-0	AWAY		0-0-0	0-0-0	7-5-0				
0-0-0	0-0-0	0-0-0	NEUTRAL		0-0-0	0-0-0	0-0-0				
12-12-0	0-0-0	0-0-0	NON-CONFERENCE		0-2-0	0-0-0	12-10-0				
10-11-0	0-0-0	0-0-0	HOME		0-2-0	0-0-0	10-9-0				
2-1-0	0-0-0	0-0-	AWAY		0-0-0	0-0-0	2-1-0				
0-0-0	0-0-0	0-0-0	NEUTRAL		0-0-0	0-0-0	0-0-0				
9-12-0	0-0-0	0-3-0	CONFERENCE		3-3-0	1-2-0	5-4-0				
4-5-0	0-0-0	0-0-0	HOME		3-3-0	1-2-0	0-0-0				
5-7-0	0-0-0	0-3-0	AWAY		0-0-0	0-0-0	5-4-0				
0-0-0	0-0-0	0-0-0	NEUTRAL		0-0-0	0-0-0	0-0-0				
RPI	S	Opponent	Score	RPI	S	Opponent	Score	RPI	S	Opponent	Score
				29	A	Hofstra	0 8	65	H	Georgia St.	0 6
				29	A	Hofstra	0 2	65	H	Georgia St.	0 3
				29	A	Hofstra	1 6	65	H	Georgia St.	1 0
								82	H	Cornell	1 2
								82	H	Cornell	3 4
								89	H	Towson	1 0
								89	H	Towson	3 0
								89	H	Towson	1 9

Non-Div. I Games:

George Mason

RPI	S	Opponent	Score	
271	H	Marist	1	2
284	H	Morgan St.	5	1
284	H	Morgan St.	8	0
284	H	Morgan St.	4	3
284	H	Morgan St.	6	0
290	H	Md.-East. Shore	8	0
290	H	Md.-East. Shore	8	0

G
e
o
r
g
e
M
a
s
o
n

G
e
o
r
g
e
M
a
s
o
n

George Mason

Average RPI Win: 213		WON-LOST RECORD	WINNING PCT. RANK	LAST 10 GAMES	STRENGTH OF SCHEDULE	OPP. STRENGTH OF SCHEDULE	TEAM RPI	ADJ RPI		CONF. RPI	ADJ CONF. RPI
Average RPI Loss: 144											
DIV. I ONLY		20-34-0	.37037 220	3-7-0	230	197	223	.42633	224	20	20
DIV. I NON-CONF.		13-19-0	.40625 189	1-1-0	232	233	219	.43603	221	18	18
<hr/>											
TOTALS		RPI 1-25	RPI 26-50		W-L RECORDS		RPI 51-100		RPI 101-150		RPI 150+
20-34-0		0-0-0	0-2-0		OVERALL		0-7-0		2-11-0		18-14-0
8-12-0		0-0-0	0-0-0		HOME		0-2-0		0-0-0		8-10-0
3-12-0		0-0-0	0-0-0		AWAY		0-2-0		0-8-0		3-2-0
9-10-0		0-0-0	0-2-0		NEUTRAL		0-3-0		2-3-0		7-2-0
13-19-0		0-0-0	0-2-0		NON-CONFERENCE		0-3-0		2-7-0		11-7-0
2-4-0		0-0-0	0-0-0		HOME		0-0-0		0-0-0		2-4-0
2-5-0		0-0-0	0-0-		AWAY		0-0-0		0-4-0		2-1-0
9-10-0		0-0-0	0-2-0		NEUTRAL		0-3-0		2-3-0		7-2-0
7-15-0		0-0-0	0-0-0		CONFERENCE		0-4-0		0-4-0		7-7-0
6-8-0		0-0-0	0-0-0		HOME		0-2-0		0-0-0		6-6-0
1-7-0		0-0-0	0-0-0		AWAY		0-2-0		0-4-0		1-1-0
0-0-0		0-0-0	0-0-0		NEUTRAL		0-0-0		0-0-0		0-0-0
RPI S	Opponent	Score	RPI S	Opponent	Score	RPI S	Opponent	Score	RPI S	Opponent	Score
			33 N	Louisville	0 1	55 A	Ball St.	0 7	111 A	Winthrop	1 2
			46 N	Maryland	1 9	55 A	Ball St.	0 3	111 A	Winthrop	0 5
						76 N	Liberty	1 3	117 N	James Madison	4 3
						78 N	UT Martin	2 4	117 N	James Madison	1 3
						87 H	Kent St.	1 9	120 N	Western Ky.	3 4
						87 H	Kent St.	0 4	121 A	Central Mich.	3 4
						94 N	Kennesaw St.	0 2	121 A	Central Mich.	0 3
									127 N	UNC Greensboro	4 0
									133 N	North Florida	2 6
									134 A	Miami (OH)	1 2
									134 A	Miami (OH)	2 4
									147 A	Robert Morris	6 8
									147 A	Robert Morris	0 8
									165 H	Ohio	6 2
									165 H	Ohio	2 6
									177 H	Northern Ill.	3 7
									177 H	Northern Ill.	6 7
									188 N	Green Bay	1 4
									194 H	Niagara	6 4
									194 H	Niagara	2 9
									196 H	Bowling Green	2 0
									196 H	Bowling Green	7 9
									199 A	Eastern Mich.	6 7
									199 A	Eastern Mich.	1 0
									200 H	Western Mich.	4 5
									200 H	Western Mich.	4 2
									202 A	Col. of Charleston	2 0
LAST 10 GAMES											
			134 A	Miami (OH)	1 2	222 H	Toledo	5 7			
			134 A	Miami (OH)	2 4	196 H	Bowling Green	7 9			
			55 A	Ball St.	0 3	196 H	Bowling Green	2 0			
			55 A	Ball St.	0 7	194 H	Niagara	6 4			
			222 H	Toledo	7 2	194 H	Niagara	2 9			

Non-Div. I Games:

Akron

RPI	S	Opponent	Score
204	N	Manhattan	8 5
208	H	Buffalo	1 0
208	H	Buffalo	8 7
221	N	N.C. A&T	0 8
221	N	N.C. A&T	4 3
222	H	Toledo	5 7
222	H	Toledo	7 2
231	H	Dayton	2 10
231	H	Dayton	3 4
242	A	St. Francis (PA)	0 1
242	A	St. Francis (PA)	10 6
249	H	Youngstown St.	7 11
249	H	Youngstown St.	6 0
254	N	Fairleigh Dickinson	15 0
261	N	Wagner	4 3
261	N	Wagner	6 1
261	N	Wagner	6 1
271	N	Marist	6 3

Akron

Average RPI Win: 267		WON-LOST RECORD	WINNING PCT. RANK		LAST 10 GAMES	STRENGTH OF SCHEDULE		OPP. STRENGTH OF SCHEDULE		TEAM RPI	ADJ RPI		CONF. RPI	ADJ CONF. RPI	
Average RPI Loss: 147															
DIV. I ONLY		26-22-0	.54167	103	5-5-0	272		278		228	.42521	225	30	30	
DIV. I NON-CONF.		5-18-0	.21739	251	0-3-0	187		218		252	.41023	246	30	30	
TOTALS		RPI 1-25	RPI 26-50		W-L RECORDS		RPI 51-100		RPI 101-150		RPI 150+				
26-22-0	0-0-0		0-2-0		OVERALL		0-4-0		0-7-0		26-9-0				
5-1-0	0-0-0		0-0-0		HOME		0-0-0		0-0-0		5-1-0				
17-13-0	0-0-0		0-2-0		AWAY		0-4-0		0-4-0		17-3-0				
4-8-0	0-0-0		0-0-0		NEUTRAL		0-0-0		0-3-0		4-5-0				
5-18-0	0-0-0		0-2-0		NON-CONFERENCE		0-4-0		0-7-0		5-5-0				
0-0-0	0-0-0		0-0-0		HOME		0-0-0		0-0-0		0-0-0				
4-12-0	0-0-0		0-0-		AWAY		0-4-0		0-4-0		4-2-0				
1-6-0	0-0-0		0-0-0		NEUTRAL		0-0-0		0-3-0		1-3-0				
21-4-0	0-0-0		0-0-0		CONFERENCE		0-0-0		0-0-0		21-4-0				
5-1-0	0-0-0		0-0-0		HOME		0-0-0		0-0-0		5-1-0				
13-1-0	0-0-0		0-0-0		AWAY		0-0-0		0-0-0		13-1-0				
3-2-0	0-0-0		0-0-0		NEUTRAL		0-0-0		0-0-0		3-2-0				
RPI	S	Opponent	Score	RPI	S	Opponent	Score	RPI	S	Opponent	Score	RPI	S	Opponent	Score
				46	A	Maryland	1 9	56	A	Longwood	5 6	111	N	Winthrop	1 5
				46	A	Maryland	0 3	56	A	Longwood	1 8	120	N	Western Ky.	2 4
								65	A	Georgia St.	0 6	126	A	Charleston So.	0 5
								65	A	Georgia St.	1 10	126	A	Charleston So.	4 5
												126	A	Charleston So.	2 3
												126	A	Charleston So.	7 8
												127	N	UNC Greensboro	0 1
												166	A	UMBC	1 3
												166	A	UMBC	11 6
												180	N	Seton Hall	6 10
												198	N	Florida A&M	0 6
												211	N	Rhode Island	13 14
												218	N	Colgate	2 5
												223	A	George Mason	6 2
												223	A	George Mason	9 0
												232	A	Delaware St.	13 4
												232	A	Delaware St.	7 5
												232	A	Delaware St.	10 5
												232	A	Delaware St.	0 8
												269	H	Coppin St.	4 3
												269	H	Coppin St.	10 5
												269	H	Coppin St.	0 7
												270	H	Hampton	15 2
												270	H	Hampton	11 3
												270	H	Hampton	5 2
												270	N	Hampton	8 3
												281	A	Winston-Salem	5 1
LAST 10 GAMES															

Non-Div. I Games:

Howard

RPI	S	Opponent	Score	
281	A	Winston-Salem	3	7
284	A	Morgan St.	6	2
284	A	Morgan St.	13	5
284	A	Morgan St.	3	0
285	A	South Carolina St.	9	1
285	A	South Carolina St.	12	6
285	A	South Carolina St.	10	0
285	A	South Carolina St.	13	1
285	N	South Carolina St.	10	6
285	N	South Carolina St.	0	5
286	N	N.C. Central	13	1
290	A	Md.-East. Shore	7	0
290	A	Md.-East. Shore	11	3
290	A	Md.-East. Shore	10	0
290	N	Md.-East. Shore	16	0

Howard

H
o
w
a
r
d

H
o
w
a
r
d

[illegible]

Non-Div. I Games:

Eastern Ky.

**E
a
s
t
e
r
n
K
y
.**

E
a
s
t
e
r
n
K
y
.

Eastern Ky.

Penn

Penn		Through Games Of Tuesday, June 10										
Average RPI Win:	223	WON-LOST	WINNING	LAST 10	STRENGTH OF	OPP. STRENGTH	TEAM	ADJ	CONF.	ADJ CONF.		
Average RPI Loss:	171	RECORD	PCT. RANK	GAMES	SCHEDULE	OF SCHEDULE	RPI	RPI	RPI	RPI		
DIV. I ONLY		19-23-0	.45238	175	6-4-0	256	252	222	.4244	227	25	25
DIV. I NON-CONF.		7-15-0	.31818	222	1-1-0	248	249	253	.40269	254	28	26

TOTALS		RPI 1-25		RPI 26-50		W-L RECORDS		RPI 51-100		RPI 101-150		RPI 150+
19-23-0		0-0-0		0-0-0		OVERALL		2-4-0		0-8-0		17-11-0
12-7-0		0-0-0		0-0-0		HOME		2-4-0		0-0-0		10-3-0
5-11-0		0-0-0		0-0-0		AWAY		0-0-0		0-6-0		5-5-0
2-5-0		0-0-0		0-0-0		NEUTRAL		0-0-0		0-2-0		2-3-0
7-15-0		0-0-0		0-0-0		NON-CONFERENCE		1-1-0		0-8-0		6-6-0
5-4-0		0-0-0		0-0-0		HOME		1-1-0		0-0-0		4-3-0
0-6-0		0-0-0		0-0-		AWAY		0-0-0		0-6-0		0-0-0
2-5-0		0-0-0		0-0-0		NEUTRAL		0-0-0		0-2-0		2-3-0
12-8-0		0-0-0		0-0-0		CONFERENCE		1-3-0		0-0-0		11-5-0
7-3-0		0-0-0		0-0-0		HOME		1-3-0		0-0-0		6-0-0
5-5-0		0-0-0		0-0-0		AWAY		0-0-0		0-0-0		5-5-0
0-0-0		0-0-0		0-0-0		NEUTRAL		0-0-0		0-0-0		0-0-0
RPI	S	Opponent	Score	RPI	S	Opponent	Score	RPI	S	Opponent	Score	
						82 H Cornell	4 5	122 A Lehigh			0 2	
						82 H Cornell	0 6	122 A Lehigh			7 10	
						82 H Cornell	9 6	132 N Butler			4 5	
						82 H Cornell	5 13	132 N Butler			1 6	
						95 H St. Joseph's	7 1	135 A Monmouth			2 7	
						95 H St. Joseph's	0 1	135 A Monmouth			2 3	
								136 A Villanova			0 1	
								136 A Villanova			0 8	
								167 A Harvard			0 10	
								167 A Harvard			5 4	
								175 H Delaware			3 0	
								185 H Drexel			0 7	
								185 H Drexel			2 8	
								217 A Dartmouth			3 2	
								217 A Dartmouth			1 10	
								233 H La Salle			6 4	
								233 H La Salle			9 6	
								237 H Lafayette			5 8	
								237 H Lafayette			13 11	
								244 A Princeton			11 7	
								244 A Princeton			3 4	
								244 A Princeton			5 1	
								244 A Princeton			8 5	
								247 H Yale			5 4	
								247 H Yale			2 0	
								248 H Brown			5 0	
								248 H Brown			6 2	

LAST 10 GAMES												
						265 A Columbia	0 11	244 A Princeton			3 4	
						265 A Columbia	0 9	244 A Princeton			5 1	
						265 H Columbia	8 7	244 A Princeton			11 7	
						265 H Columbia	4 3	244 A Princeton			8 5	
						175 H Delaware	3 0	185 H Drexel			2 8	

Penn

Non-Div. I Games:

Penn

RPI	S	Opponent	Score	
249	N	Youngstown St.	3	10
261	N	Wagner	5	6
265	A	Columbia	0	11
265	A	Columbia	0	9
265	H	Columbia	4	3
265	H	Columbia	8	7
272	N	Bryant	3	2
273	N	South Dakota	1	0
277	N	Detroit	6	8

P
e
n
n

P
e
n
n

Penn

Average RPI Win:		218	WON-LOST RECORD		WINNING PCT. RANK		LAST 10 GAMES		STRENGTH OF SCHEDULE		OPP. STRENGTH OF SCHEDULE		TEAM RPI		ADJ RPI		CONF. RPI		ADJ CONF. RPI		
DIV. I ONLY			17-31-0		.35417 224		3-7-0		215		218		227		.42393 228		22		22		
DIV. I NON-CONF.			11-14-0		.44 170		2-2-0		155		226		177		.4752 174		21		21		
TOTALS		RPI 1-25		RPI 26-50		W-L RECORDS		RPI 51-100		RPI 101-150		RPI 150+									
17-31-0		0-1-0		0-2-0		OVERALL		0-4-0		0-5-0		17-19-0									
5-9-0		0-0-0		0-1-0		HOME		0-3-0		0-2-0		5-3-0									
8-15-0		0-1-0		0-1-0		AWAY		0-0-0		0-1-0		8-12-0									
4-7-0		0-0-0		0-0-0		NEUTRAL		0-1-0		0-2-0		4-4-0									
11-14-0		0-1-0		0-2-0		NON-CONFERENCE		0-1-0		0-3-0		11-7-0									
3-1-0		0-0-0		0-1-0		HOME		0-0-0		0-0-0		3-0-0									
4-6-0		0-1-0		0-0-		AWAY		0-0-0		0-1-0		4-3-0									
4-7-0		0-0-0		0-0-0		NEUTRAL		0-1-0		0-2-0		4-4-0									
6-17-0		0-0-0		0-0-0		CONFERENCE		0-3-0		0-2-0		6-12-0									
2-8-0		0-0-0		0-0-0		HOME		0-3-0		0-2-0		2-3-0									
4-9-0		0-0-0		0-0-0		AWAY		0-0-0		0-0-0		4-9-0									
0-0-0		0-0-0		0-0-0		NEUTRAL		0-0-0		0-0-0		0-0-0									
RPI	S	Opponent		Score		RPI	S	Opponent		Score		RPI	S	Opponent		Score					
8	A	Missouri		0 13		45	H	Illinois St.		1 12		78	H	UT Martin		3 4					
						48	A	Arkansas		2 4		78	H	UT Martin		0 2					
												78	H	UT Martin		1 5					
												83	N	McNeese St.		2 6					
														114	N	Louisiana Tech		3 5			
														115	A	La.-Monroe		6 9			
														129	N	Appalachian St.		2 10			
														138	H	Morehead St.		5 7			
														138	H	Morehead St.		2 9			
														151	A	St. Louis		1 9			
														151	A	St. Louis		6 3			
														151	N	St. Louis		2 10			
														154	A	Eastern Ill.		0 2			
														154	H	Eastern Ill.		0 3			
														154	H	Eastern Ill.		2 10			
														164	A	Tennessee Tech		1 2			
														164	A	Tennessee Tech		2 0			
														164	A	Tennessee Tech		0 4			
														169	A	SIU Edwardsville		3 2			
														169	A	SIU Edwardsville		2 3			
														169	N	SIU Edwardsville		7 6			
														169	N	SIU Edwardsville		5 6			
														173	N	Missouri St.		3 7			
														203	H	IPFW		4 3			
														203	N	IPFW		7 4			
														210	N	UMKC		6 4			
														210	N	UMKC		1 7			
														216	A	Indiana St.		2 4			
														216	A	Indiana St.		5 3			
														216	N	Indiana St.		6 3			
														226	A	Eastern Ky.		4 5			
LAST 10 GAMES																					
						164	A	Tennessee Tech		2 0		78	H	UT Martin		0 2		210	N	UMKC	
						164	A	Tennessee Tech		1 2		78	H	UT Martin		1 5		216	A	Indiana St.	
						164	A	Tennessee Tech		0 4		78	H	UT Martin		3 4		216	A	Indiana St.	
						151	A	St. Louis		1 9		169	A	SIU Edwardsville		2 3		216	N	Indiana St.	
						151	A	St. Louis		6 3		169	A	SIU Edwardsville		3 2		226	A	Eastern Ky.	

Non-Div. I Games:

Southeast Mo. St.

RPI	S	Opponent	Score	
226	A	Eastern Ky.	6	0
226	A	Eastern Ky.	2	7
240	A	Murray St.	4	9
240	A	Murray St.	9	6
240	A	Murray St.	1	9
245	A	Austin Peay	3	4
245	A	Austin Peay	12	5
245	A	Austin Peay	2	11
251	H	Tennessee St.	4	6
251	H	Tennessee St.	9	0
251	H	Tennessee St.	7	5
253	H	IUPUI	5	4
253	H	IUPUI	15	7
278	A	Jackson St.	11	3

Southeast Mo. St.

S
o
u
t
h
e
a
s
t
M
o
.
S
t
.

S
o
u
t
h
e
a
s
t
M
o
.
S
t
.

[illegible]

Non-Div. I Games:

Hartford

RPI	S	Opponent	Score	
241	H	Siena	9	3
241	H	Siena	4	1
243	A	Holy Cross	7	3
243	A	Holy Cross	11	8
246	H	Central Conn. St.	1	10
246	H	Central Conn. St.	6	7
271	A	Marist	0	5
271	A	Marist	4	8
279	N	St. Peter's	3	1

Hartford

H
a
r
t
f
o
r
d

H
a
r
t
f
o
r
d

Average RPI Win:	212	WON-LOST	WINNING	LAST 10	STRENGTH OF	OPP. STRENGTH	TEAM	ADJ	CONF.	ADJ CONF.	
Average RPI Loss:	169	RECORD	PCT. RANK	GAMES	SCHEDULE	OF SCHEDULE	RPI	RPI	RPI	RPI	
DIV. I ONLY		13-27-0	.325 239	4-6-0	212	230	236	.42171 230	17	18	
DIV. I NON-CONF.		6-16-0	.27273 236	1-2-0	219	277	256	.40635 251	16	16	
<hr/>											
TOTALS	RPI 1-25	RPI 26-50		W-L RECORDS		RPI 51-100		RPI 101-150		RPI 150+	
13-27-0	0-0-0	0-2-0		OVERALL		1-3-0		0-4-0		12-18-0	
3-7-0	0-0-0	0-0-0		HOME		0-0-0		0-4-0		3-3-0	
9-15-0	0-0-0	0-2-0		AWAY		1-3-0		0-0-0		8-10-0	
1-5-0	0-0-0	0-0-0		NEUTRAL		0-0-0		0-0-0		1-5-0	
6-16-0	0-0-0	0-0-0		NON-CONFERENCE		0-0-0		0-4-0		6-12-0	
0-4-0	0-0-0	0-0-0		HOME		0-0-0		0-4-0		0-0-0	
5-7-0	0-0-0	0-0-		AWAY		0-0-0		0-0-0		5-7-0	
1-5-0	0-0-0	0-0-0		NEUTRAL		0-0-0		0-0-0		1-5-0	
7-11-0	0-0-0	0-2-0		CONFERENCE		1-3-0		0-0-0		6-6-0	
3-3-0	0-0-0	0-0-0		HOME		0-0-0		0-0-0		3-3-0	
4-8-0	0-0-0	0-2-0		AWAY		1-3-0		0-0-0		3-3-0	
0-0-0	0-0-0	0-0-0		NEUTRAL		0-0-0		0-0-0		0-0-0	
<hr/>											
RPI S	Opponent	Score	RPI S	Opponent	Score	RPI S	Opponent	Score	RPI S	Opponent	Score
			27 A	Fordham	0 9	59 A	Charlotte	0 8	140 H	Canisius	4 6
			27 A	Fordham	2 4	59 A	Charlotte	1 9	140 H	Canisius	3 7
						95 A	St. Joseph's	1 3	147 H	Robert Morris	1 7
						95 A	St. Joseph's	4 2	147 H	Robert Morris	2 7
									151 H	St. Louis	0 1
									151 H	St. Louis	1 0
									152 A	Binghamton	8 6
									152 A	Binghamton	5 7
									191 N	Gardner-Webb	3 5
									194 A	Niagara	4 5
									202 A	Col. of Charleston	2 1
									202 A	Col. of Charleston	3 11
									206 A	Temple	0 8
									206 A	Temple	3 8
									208 A	Buffalo	0 7
									208 A	Buffalo	7 12
									211 H	Rhode Island	12 3
									211 H	Rhode Island	3 9
									218 N	Colgate	5 8
									218 N	Colgate	1 3
									220 N	Mt. St. Mary's	2 3
									220 N	Mt. St. Mary's	5 6
									221 A	N.C. A&T	6 9
									221 A	N.C. A&T	0 3
									231 A	Dayton	7 2
									231 A	Dayton	0 7
									233 A	La Salle	3 2
									233 A	La Salle	0 7
									233 A	La Salle	3 2

Non-Div. I Games:

St. Bonaventure

RPI	S	Opponent	Score	
233	A	La Salle	8	0
234	H	George Washington	1	0
234	H	George Washington	3	4
237	N	Lafayette	11	6
250	A	UNC Wilmington	8	2
250	A	UNC Wilmington	3	2
276	A	Norfolk St.	6	3

St. Bonaventure

S
t
.
B
o
n
a
v
e
n
t
u
r
e

S
t
.
B
o
n
a
v
e
n
t
u
r
e

Average RPI Win:		232	WON-LOST RECORD		WINNING PCT. RANK		LAST 10 GAMES		STRENGTH OF SCHEDULE		OPP. STRENGTH OF SCHEDULE		TEAM RPI		ADJ RPI		CONF. RPI		ADJ CONF. RPI	
DIV. I ONLY			18-36-1		.33636	233	3-7-0		214		206		230		.4211	231	17		18	
DIV. I NON-CONF.			12-22-1		.35714	211	0-2-0		244		244		237		.41703	241	16		16	
TOTALS		RPI 1-25		RPI 26-50		W-L RECORDS		RPI 51-100		RPI 101-150		RPI 150+								
18-36-1		0-0-0		0-4-0		OVERALL		0-6-0		0-11-1		18-15-0								
7-13-0		0-0-0		0-2-0		HOME		0-4-0		0-2-0		7-5-0								
5-16-1		0-0-0		0-2-0		AWAY		0-2-0		0-7-1		5-5-0								
6-7-0		0-0-0		0-0-0		NEUTRAL		0-0-0		0-2-0		6-5-0								
12-22-1		0-0-0		0-0-0		NON-CONFERENCE		0-2-0		0-11-1		12-9-0								
3-5-0		0-0-0		0-0-0		HOME		0-2-0		0-2-0		3-1-0								
3-10-1		0-0-0		0-0-		AWAY		0-0-0		0-7-1		3-3-0								
6-7-0		0-0-0		0-0-0		NEUTRAL		0-0-0		0-2-0		6-5-0								
6-14-0		0-0-0		0-4-0		CONFERENCE		0-4-0		0-0-0		6-6-0								
4-8-0		0-0-0		0-2-0		HOME		0-2-0		0-0-0		4-4-0								
2-6-0		0-0-0		0-2-0		AWAY		0-2-0		0-0-0		2-2-0								
0-0-0		0-0-0		0-0-0		NEUTRAL		0-0-0		0-0-0		0-0-0								
RPI	S	Opponent	Score	RPI	S	Opponent	Score	RPI	S	Opponent	Score	RPI	S	Opponent	Score					
				26	A	Massachusetts	2 8	55	H	Ball St.	2 7	101	A	Marshall	0 7					
				26	A	Massachusetts	4 5	55	H	Ball St.	0 5	101	A	Marshall	2 10					
				27	H	Fordham	0 11	59	A	Charlotte	0 8	110	A	UNI	0 10					
				27	H	Fordham	3 10	59	A	Charlotte	1 6	118	A	Wright St.	1 8					
								95	H	St. Joseph's	1 11	118	A	Wright St.	1 1					
								95	H	St. Joseph's	0 6	126	A	Charleston So.	1 8					
												132	H	Butler	0 8					
												132	H	Butler	0 9					
												134	A	Miami (OH)	0 8					
												134	A	Miami (OH)	0 12					
												144	N	Valparaiso	1 4					
												144	N	Valparaiso	1 2					
												151	H	St. Louis	4 13					
												151	H	St. Louis	0 6					
												178	N	Maine	4 7					
												178	N	Maine	5 7					
												188	N	Green Bay	9 2					
												203	H	IPFW	0 2					
												203	H	IPFW	3 1					
												206	H	Temple	2 6					
												206	H	Temple	10 2					
				LAST 10 GAMES								211	A	Rhode Island	11 6					
				234	A	George Washington	11 0	211	A	Rhode Island	2 3	211	A	Rhode Island	2 3					
				234	A	George Washington	5 7	230	H	St. Bonaventure	7 0	219	N	Presbyterian	2 3					
				26	A	Massachusetts	4 5	230	H	St. Bonaventure	2 7	224	A	Akron	10 2					
				26	A	Massachusetts	2 8	253	A	IUPUI	1 14	224	A	Akron	4 3					
				211	A	Rhode Island	11 6	253	A	IUPUI	6 7	226	A	Eastern Ky.	5 4					

Non-Div. I Games:

Dayton

RPI	S	Opponent	Score
226	A	Eastern Ky.	2 7
230	H	St. Bonaventure	2 7
230	H	St. Bonaventure	7 0
233	H	La Salle	2 0
233	H	La Salle	5 4
234	A	George Washington	5 7
234	A	George Washington	11 0
242	N	St. Francis (PA)	9 5
243	N	Holy Cross	10 9
243	N	Holy Cross	7 9
249	H	Youngstown St.	5 3
249	H	Youngstown St.	10 4
250	N	UNC Wilmington	4 3
250	N	UNC Wilmington	2 0
253	A	IUPUI	6 7
253	A	IUPUI	1 14
268	N	North Dakota	2 3
273	N	South Dakota	8 6

Dayton

Average RPI Win:		262	WON-LOST RECORD		WINNING PCT. RANK		LAST 10 GAMES		STRENGTH OF SCHEDULE		OPP. STRENGTH OF SCHEDULE		TEAM RPI		ADJ RPI		CONF. RPI		ADJ CONF. RPI	
DIV. I ONLY			27-20-0		.57447 89		5-5-0		283		273		229		.41998 232		30		30	
DIV. I NON-CONF.			11-13-0		.45833 160		0-1-0		267		178		222		.4387 218		30		30	
TOTALS		RPI 1-25		RPI 26-50		W-L RECORDS		RPI 51-100		RPI 101-150		RPI 150+								
27-20-0		0-0-0		0-4-0		OVERALL		0-3-0		0-2-0		27-11-0								
10-7-0		0-0-0		0-0-0		HOME		0-2-0		0-0-0		10-5-0								
12-9-0		0-0-0		0-4-0		AWAY		0-0-0		0-1-0		12-4-0								
5-4-0		0-0-0		0-0-0		NEUTRAL		0-1-0		0-1-0		5-2-0								
11-13-0		0-0-0		0-4-0		NON-CONFERENCE		0-3-0		0-2-0		11-4-0								
3-4-0		0-0-0		0-0-0		HOME		0-2-0		0-0-0		3-2-0								
5-7-0		0-0-0		0-0-		AWAY		0-0-0		0-1-0		5-2-0								
3-2-0		0-0-0		0-0-0		NEUTRAL		0-1-0		0-1-0		3-0-0								
16-7-0		0-0-0		0-0-0		CONFERENCE		0-0-0		0-0-0		16-7-0								
7-3-0		0-0-0		0-0-0		HOME		0-0-0		0-0-0		7-3-0								
7-2-0		0-0-0		0-0-0		AWAY		0-0-0		0-0-0		7-2-0								
2-2-0		0-0-0		0-0-0		NEUTRAL		0-0-0		0-0-0		2-2-0								
RPI	S	Opponent	Score	RPI	S	Opponent	Score	RPI	S	Opponent	Score	RPI	S	Opponent	Score					
				32	A	Virginia	0 7	61	N	North Carolina St.	3 4	111	A	Winthrop	2 7					
				32	A	Virginia	0 9	89	H	Towson	0 1	133	N	North Florida	1 4					
				46	A	Maryland	0 8	89	H	Towson	0 3	152	H	Binghamton	1 2					
				46	A	Maryland	1 5					175	A	Delaware	3 2					
												175	A	Delaware	0 8					
												198	N	Florida A&M	1 4					
												198	N	Florida A&M	1 6					
												211	A	Rhode Island	7 3					
												211	H	Rhode Island	13 5					
												211	H	Rhode Island	5 4					
												218	H	Colgate	13 4					
												225	H	Howard	4 13					
												225	H	Howard	8 0					
												225	H	Howard	5 10					
												225	H	Howard	5 7					
												233	A	La Salle	1 7					
												233	A	La Salle	6 0					
												242	H	St. Francis (PA)	0 3					
												259	N	Western Caro.	9 5					
												265	N	Columbia	15 7					
												265	N	Columbia	12 8					
				LAST 10 GAMES								269	A	Coppin St.	15 1					
				198	N	Florida A&M	1 4	284	H	Morgan St.	9 1	269	A	Coppin St.	5 1					
				269	N	Coppin St.	4 3	270	A	Hampton	3 4	269	A	Coppin St.	10 1					
				198	N	Florida A&M	1 6	270	A	Hampton	2 11	269	N	Coppin St.	4 3					
				284	H	Morgan St.	10 2	270	A	Hampton	3 1	270	A	Hampton	3 4					
				284	H	Morgan St.	5 3	46	A	Maryland	1 5	270	A	Hampton	2 11					

Non-Div. I Games: Barton

17 5

Delaware St.

RPI	S	Opponent	Score	
270	A	Hampton	3	1
284	H	Morgan St.	10	2
284	H	Morgan St.	5	3
284	H	Morgan St.	9	1
285	N	South Carolina St.	17	3
286	A	N.C. Central	15	11
286	A	N.C. Central	6	0
290	A	Md.-East. Shore	13	0
290	A	Md.-East. Shore	9	1
290	A	Md.-East. Shore	14	6
290	H	Md.-East. Shore	9	1
290	H	Md.-East. Shore	11	1
290	H	Md.-East. Shore	3	0

Delaware St.

D
e
l
a
w
a
r
e
S
t
.

D
e
l
a
w
a
r
e
S
t
.

RPI	S	Opponent	Score	
232	H	Delaware St.	0	6
234	A	George Washington	8	6
234	A	George Washington	2	4
246	H	Central Conn. St.	5	6
246	H	Central Conn. St.	2	1
261	N	Wagner	2	3
271	H	Marist	11	6
271	H	Marist	10	4
272	N	Bryant	5	3

La Salle

L
a
S
a
l
l
e

L
a
S
a
l
l
e

Average RPI Win:	195	WON-LOST RECORD	WINNING PCT. RANK	LAST 10 GAMES	STRENGTH OF SCHEDULE	OPP. STRENGTH OF SCHEDULE	TEAM RPI	ADJ RPI	CONF. RPI	ADJ CONF. RPI	
Average RPI Loss:	123										
DIV. I ONLY	6-39-0	.13333	283	1-9-0	72	166	238	.41953	234	17	18
DIV. I NON-CONF.	3-22-0	.12	279	0-2-0	51	177	228	.4332	224	16	16
<hr/>											
TOTALS	RPI 1-25	RPI 26-50		W-L RECORDS		RPI 51-100		RPI 101-150		RPI 150+	
6-39-0	0-0-0	0-12-0		OVERALL		0-7-0		0-3-0		6-17-0	
4-15-0	0-0-0	0-4-0		HOME		0-3-0		0-0-0		4-8-0	
2-17-0	0-0-0	0-4-0		AWAY		0-4-0		0-0-0		2-9-0	
0-7-0	0-0-0	0-4-0		NEUTRAL		0-0-0		0-3-0		0-0-0	
3-22-0	0-0-0	0-8-0		NON-CONFERENCE		0-3-0		0-3-0		3-8-0	
2-5-0	0-0-0	0-0-0		HOME		0-1-0		0-0-0		2-4-0	
1-10-0	0-0-0	0-0-		AWAY		0-2-0		0-0-0		1-4-0	
0-7-0	0-0-0	0-4-0		NEUTRAL		0-0-0		0-3-0		0-0-0	
3-17-0	0-0-0	0-4-0		CONFERENCE		0-4-0		0-0-0		3-9-0	
2-10-0	0-0-0	0-4-0		HOME		0-2-0		0-0-0		2-4-0	
1-7-0	0-0-0	0-0-0		AWAY		0-2-0		0-0-0		1-5-0	
0-0-0	0-0-0	0-0-0		NEUTRAL		0-0-0		0-0-0		0-0-0	
RPI S	Opponent	Score	RPI S	Opponent	Score	RPI S	Opponent	Score	RPI S	Opponent	Score
			26 H	Massachusetts	0 11	59 H	Charlotte	0 3	140 N	Canisius	1 4
			26 H	Massachusetts	0 17	59 H	Charlotte	2 3	149 N	Michigan St.	0 8
			27 H	Fordham	0 3	76 A	Liberty	1 11	149 N	Michigan St.	2 6
			27 H	Fordham	0 9	76 A	Liberty	0 10	151 A	St. Louis	0 3
			32 N	Virginia	0 6	89 H	Towson	1 2	151 A	St. Louis	0 5
			32 N	Virginia	1 9	95 A	St. Joseph's	0 1	152 H	Binghamton	4 2
			35 N	Notre Dame	0 8	95 A	St. Joseph's	0 3	160 A	Army	0 5
			35 N	Notre Dame	0 12				160 H	Army	1 0
			42 A	FIU	1 10				166 A	UMBC	3 2
			42 A	FIU	1 9				166 A	UMBC	3 8
			46 A	Maryland	0 8				169 A	SIU Edwardsville	0 8
			46 A	Maryland	0 8				176 H	Georgetown	0 2
									206 A	Temple	0 4
									206 A	Temple	0 10
									211 H	Rhode Island	3 7
									211 H	Rhode Island	1 3
									220 H	Mt. St. Mary's	4 5
									220 H	Mt. St. Mary's	0 8
									223 A	George Mason	0 9
									223 H	George Mason	3 6
									230 A	St. Bonaventure	4 3
									230 A	St. Bonaventure	0 1
			LAST 10 GAMES						231 H	Dayton	0 11
			231 H	Dayton	0 11	206 A	Temple	0 4	231 H	Dayton	7 5
			231 H	Dayton	7 5	206 A	Temple	0 10	233 H	La Salle	6 8
			59 H	Charlotte	2 3	95 A	St. Joseph's	0 1	233 H	La Salle	4 2
			59 H	Charlotte	0 3	95 A	St. Joseph's	0 3			
			223 A	George Mason	0 9	176 H	Georgetown	0 2			

Non-Div. I Games:

George Washington

Average RPI Win:		220	WON-LOST RECORD		WINNING PCT. RANK		LAST 10 GAMES		STRENGTH OF SCHEDULE		OPP. STRENGTH OF SCHEDULE		TEAM RPI		ADJ RPI		CONF. RPI		ADJ CONF. RPI	
DIV. I ONLY			19-33-0		.36538 222		5-5-0		245		196		234		.41845 235		28		28	
DIV. I NON-CONF.			8-23-0		.25806 241		0-0-0		87		66		199		.46314 196		23		23	
TOTALS		RPI 1-25		RPI 26-50		W-L RECORDS		RPI 51-100		RPI 101-150		RPI 150+								
19-33-0		0-5-0		0-1-0		OVERALL		2-7-0		3-6-0		14-14-0								
8-3-0		0-0-0		0-0-0		HOME		1-1-0		0-0-0		7-2-0								
6-17-0		0-5-0		0-0-0		AWAY		1-3-0		1-1-0		4-8-0								
5-13-0		0-0-0		0-1-0		NEUTRAL		0-3-0		2-5-0		3-4-0								
8-23-0		0-5-0		0-1-0		NON-CONFERENCE		2-7-0		3-6-0		3-4-0								
2-1-0		0-0-0		0-0-0		HOME		1-1-0		0-0-0		1-0-0								
2-9-0		0-5-0		0-0-		AWAY		1-3-0		1-1-0		0-0-0								
4-13-0		0-0-0		0-1-0		NEUTRAL		0-3-0		2-5-0		2-4-0								
11-10-0		0-0-0		0-0-0		CONFERENCE		0-0-0		0-0-0		11-10-0								
6-2-0		0-0-0		0-0-0		HOME		0-0-0		0-0-0		6-2-0								
4-8-0		0-0-0		0-0-0		AWAY		0-0-0		0-0-0		4-8-0								
1-0-0		0-0-0		0-0-0		NEUTRAL		0-0-0		0-0-0		1-0-0								
RPI	S	Opponent		Score		RPI	S	Opponent		Score		RPI	S	Opponent		Score				
4	A	Arizona		0	12	31	N	BYU		0	9	54	N	Northwestern		0	6			
8	A	Missouri		0	8							55	N	Ball St.		0	5			
8	A	Missouri		1	7							72	N	Creighton		1	4			
17	A	Texas A&M		1	11							75	A	UTEP		0	11			
17	A	Texas A&M		0	7							75	A	UTEP		1	7			
												90	A	Colorado St.		7	3			
												90	A	Colorado St.		5	6			
												90	H	Colorado St.		2	10			
												90	H	Colorado St.		9	8			
												102	N	San Jose St.		1	16			
												102	N	San Jose St.		9	14			
												123	N	Utah		5	6			
												125	A	New Mexico St.		3	21			
												125	A	New Mexico St.		11	10			
												128	N	St. John's (NY)		3	2			
												135	N	Monmouth		11	2			
												135	N	Monmouth		4	9			
												150	N	Ill.-Chicago		0	3			
												163	A	Portland St.		2	5			
												163	A	Portland St.		0	4			
												163	A	Portland St.		0	1			
												163	A	Portland St.		2	5			
												181	N	Utah St.		3	7			
												189	N	New Mexico		5	12			
												189	N	New Mexico		13	11			
												197	N	Minnesota		9	1			

Non-Div. I Games:

Northern Colo.

RPI	S	Opponent	Score	
260	H	Utah Valley	7	0
260	H	Utah Valley	9	0
274	A	Idaho St.	1	0
274	A	Idaho St.	8	6
274	A	Idaho St.	2	6
274	A	Idaho St.	2	1
282	H	Weber St.	11	9
282	H	Weber St.	9	1
282	H	Weber St.	8	0
282	H	Weber St.	11	2

Northern Colo.

N
o
r
t
h
e
r
n
C
o
l
o
.

N
o
r
t
h
e
r
n
C
o
l
o
.

Average RPI Win: 237		WON-LOST	WINNING	LAST 10	STRENGTH OF	OPP. STRENGTH	TEAM	ADJ	CONF.	ADJ CONF.			
Average RPI Loss: 168		RECORD	PCT. RANK	GAMES	SCHEDULE	OF SCHEDULE	RPI	RPI	RPI	RPI			
DIV. I ONLY		16-31-1	.34375	231	5-5-0	217	255	235	.41795	236	27	27	
DIV. I NON-CONF.		8-23-1	.26563	239	1-1-0	181	262	243	.41456	242	27	28	
<hr/>													
TOTALS		RPI 1-25		RPI 26-50		W-L RECORDS		RPI 51-100		RPI 101-150		RPI 150+	
16-31-1		0-0-0		0-0-0		OVERALL		0-4-0		1-8-0		15-19-1	
6-7-1		0-0-0		0-0-0		HOME		0-1-0		0-3-0		6-3-1	
6-13-0		0-0-0		0-0-0		AWAY		0-2-0		1-5-0		5-6-0	
4-11-0		0-0-0		0-0-0		NEUTRAL		0-1-0		0-0-0		4-10-0	
8-23-1		0-0-0		0-0-0		NON-CONFERENCE		0-4-0		1-6-0		7-13-1	
0-5-1		0-0-0		0-0-0		HOME		0-1-0		0-3-0		0-1-1	
4-7-0		0-0-0		0-0-		AWAY		0-2-0		1-3-0		3-2-0	
4-11-0		0-0-0		0-0-0		NEUTRAL		0-1-0		0-0-0		4-10-0	
8-8-0		0-0-0		0-0-0		CONFERENCE		0-0-0		0-2-0		8-6-0	
6-2-0		0-0-0		0-0-0		HOME		0-0-0		0-0-0		6-2-0	
2-6-0		0-0-0		0-0-0		AWAY		0-0-0		0-2-0		2-4-0	
0-0-0		0-0-0		0-0-0		NEUTRAL		0-0-0		0-0-0		0-0-0	
RPI	S	Opponent	Score	RPI	S	Opponent	Score	RPI	S	Opponent	Score		
						82 N	Cornell	0	8	107 A	Stony Brook	1	2
						86 A	Elon	0	11	107 A	Stony Brook	1	10
						86 A	Elon	1	5	122 H	Lehigh	6	8
						95 H	St. Joseph's	0	2	122 H	Lehigh	6	13
										135 A	Monmouth	0	13
										135 A	Monmouth	2	1
										136 H	Villanova	5	6
										140 A	Canisius	2	12
										140 A	Canisius	0	8
										160 A	Army	9	7
										160 A	Army	6	9
										160 N	Army	3	7
										174 A	Iona	1	11
										174 A	Iona	0	1
										175 H	Delaware	4	4
										175 H	Delaware	5	6
										176 N	Georgetown	0	8
										176 N	Georgetown	0	9
										188 N	Green Bay	4	15
										192 N	Quinnipiac	5	12
										192 N	Quinnipiac	1	9
										194 A	Niagara	0	8
										194 A	Niagara	0	12
										204 H	Manhattan	0	12
										204 H	Manhattan	7	5
										207 A	Fairfield	12	2
										207 A	Fairfield	2	0
LAST 10 GAMES													
						207 A	Fairfield	12	2	204 H	Manhattan	0	12
						207 A	Fairfield	2	0	135 A	Monmouth	0	13
						241 H	Siena	4	6	135 A	Monmouth	2	1
						241 H	Siena	7	1	140 A	Canisius	0	8
						204 H	Manhattan	7	5	140 A	Canisius	2	12
										207 A	Fairfield	12	2
										207 A	Fairfield	2	0

Non-Div. I Games:

Rider

RPI	S	Opponent	Score	
218	N	Colgate	5	4
229	N	Hartford	2	3
237	N	Lafayette	5	6
241	H	Siena	4	6
241	H	Siena	7	1
254	N	Fairleigh Dickinson	7	10
254	N	Fairleigh Dickinson	2	3
254	N	Fairleigh Dickinson	15	7
265	A	Columbia	4	3
265	A	Columbia	1	7
265	N	Columbia	2	1
265	N	Columbia	7	0
271	H	Marist	8	4
271	H	Marist	8	0
276	A	Norfolk St.	7	2
279	H	St. Peter's	12	0
279	H	St. Peter's	8	0

Rider

R
i
d
e
r

R
i
d
e
r

Average RPI Win:	226	WON-LOST	WINNING	LAST 10	STRENGTH OF	OPP. STRENGTH	TEAM	ADJ	CONF.	ADJ CONF.	
Average RPI Loss:	174	RECORD	PCT. RANK	GAMES	SCHEDULE	OF SCHEDULE	RPI	RPI	RPI	RPI	
DIV. I ONLY	15-33-0	.3125	243	2-8-0	201	257	239	.41486	237	23	23
DIV. I NON-CONF.	11-17-0	.39286	195	0-1-0	251	268	236	.42096	238	24	27
<hr/>											
TOTALS	RPI 1-25	RPI 26-50		W-L RECORDS		RPI 51-100		RPI 101-150		RPI 150+	
15-33-0	0-0-0	0-0-0		OVERALL		0-3-0		1-7-0		14-23-0	
6-10-0	0-0-0	0-0-0		HOME		0-0-0		1-3-0		5-7-0	
5-16-0	0-0-0	0-0-0		AWAY		0-1-0		0-4-0		5-11-0	
4-7-0	0-0-0	0-0-0		NEUTRAL		0-2-0		0-0-0		4-5-0	
<hr/>											
11-17-0	0-0-0	0-0-0		NON-CONFERENCE		0-3-0		0-4-0		11-10-0	
3-3-0	0-0-0	0-0-0		HOME		0-0-0		0-0-0		3-3-0	
4-7-0	0-0-0	0-0-		AWAY		0-1-0		0-4-0		4-2-0	
4-7-0	0-0-0	0-0-0		NEUTRAL		0-2-0		0-0-0		4-5-0	
<hr/>											
4-16-0	0-0-0	0-0-0		CONFERENCE		0-0-0		1-3-0		3-13-0	
3-7-0	0-0-0	0-0-0		HOME		0-0-0		1-3-0		2-4-0	
1-9-0	0-0-0	0-0-0		AWAY		0-0-0		0-0-0		1-9-0	
0-0-0	0-0-0	0-0-0		NEUTRAL		0-0-0		0-0-0		0-0-0	
<hr/>											
RPI	S	Opponent	Score	RPI	S	Opponent	Score	RPI	S	Opponent	Score
						91 N Cleveland St.	2 12			107 A Stony Brook	0 8
						91 N Cleveland St.	0 4			107 A Stony Brook	1 4
						95 A St. Joseph's	1 4			122 H Lehigh	1 12
										122 H Lehigh	0 7
										122 H Lehigh	3 1
										122 H Lehigh	2 5
										136 A Villanova	0 2
										136 A Villanova	0 8
										156 H Bucknell	5 6
										156 H Bucknell	1 9
										156 H Bucknell	5 4
										156 H Bucknell	1 3
										160 A Army	6 7
										160 A Army	2 9
										160 A Army	2 6
										160 A Army	4 5
										174 H Iona	4 2
										174 H Iona	0 15
										185 H Drexel	7 13
										185 H Drexel	0 8
										194 N Niagara	5 4
										194 N Niagara	4 6
										204 N Manhattan	0 1
										204 N Manhattan	2 6
										218 A Colgate	2 4
										218 A Colgate	0 7
										122 H Lehigh	1 12

Non-Div. I Games:

Lafayette

RPI	S	Opponent	Score
218	H	Colgate	0 9
227	A	Penn	8 5
227	A	Penn	11 13
229	N	Hartford	8 5
229	N	Hartford	4 5
230	N	St. Bonaventure	6 11
236	N	Rider	6 5
243	A	Holy Cross	3 0
243	A	Holy Cross	0 9
243	A	Holy Cross	5 6
243	A	Holy Cross	2 9
244	A	Princeton	14 4
261	H	Wagner	2 1
261	H	Wagner	5 3
271	N	Marist	3 1
276	A	Norfolk St.	2 1
279	A	St. Peter's	8 1
279	A	St. Peter's	4 8

Lafayette

Average RPI Win:		224	WON-LOST RECORD		WINNING PCT. RANK		LAST 10 GAMES		STRENGTH OF SCHEDULE		OPP. STRENGTH OF SCHEDULE		TEAM RPI		ADJ RPI		CONF. RPI		ADJ CONF. RPI										
DIV. I ONLY			11-37-0		.22917	269		1-9-0		155		211		241		.41483	238		15		16								
DIV. I NON-CONF.			8-12-0		.4	190		0-1-0		198		276		214		.4425	213		17		17								
TOTALS		RPI 1-25		RPI 26-50		W-L RECORDS		RPI 51-100		RPI 101-150		RPI 150+																	
11-37-0		0-2-0		0-0-0		OVERALL		1-11-0		2-12-0		8-12-0																	
4-21-0		0-1-0		0-0-0		HOME		0-5-0		1-6-0		3-9-0																	
7-16-0		0-1-0		0-0-0		AWAY		1-6-0		1-6-0		5-3-0																	
0-0-0		0-0-0		0-0-0		NEUTRAL		0-0-0		0-0-0		0-0-0																	
8-12-0		0-2-0		0-0-0		NON-CONFERENCE		0-3-0		0-3-0		8-4-0																	
3-7-0		0-1-0		0-0-0		HOME		0-2-0		0-1-0		3-3-0																	
5-5-0		0-1-0		0-0-		AWAY		0-1-0		0-2-0		5-1-0																	
0-0-0		0-0-0		0-0-0		NEUTRAL		0-0-0		0-0-0		0-0-0																	
3-25-0		0-0-0		0-0-0		CONFERENCE		1-8-0		2-9-0		0-8-0																	
1-14-0		0-0-0		0-0-0		HOME		0-3-0		1-5-0		0-6-0																	
2-11-0		0-0-0		0-0-0		AWAY		1-5-0		1-4-0		0-2-0																	
0-0-0		0-0-0		0-0-0		NEUTRAL		0-0-0		0-0-0		0-0-0																	
RPI	S	Opponent		Score		RPI	S	Opponent		Score		RPI	S	Opponent		Score													
13	A	LSU		0	11							78	H	UT Martin		3	8	106	A	Texas-Arlington		0	6						
13	H	LSU		0	11							83	A	McNeese St.		0	8	106	A	Texas-Arlington		0	9						
												83	A	McNeese St.		1	9	112	H	A&M-Corpus Christi		7	8						
												83	A	McNeese St.		12	11	112	H	A&M-Corpus Christi		5	13						
												92	H	Texas St.		1	10	112	H	A&M-Corpus Christi		3	4						
												92	H	Texas St.		4	5	114	A	Louisiana Tech		1	5						
												92	H	Texas St.		0	8	114	A	Louisiana Tech		2	6						
												96	A	Stephen F. Austin		1	9	116	H	Southern Miss.		4	13						
												96	A	Stephen F. Austin		1	9	131	H	Nicholls St.		1	2						
												96	A	Stephen F. Austin		0	3	131	H	Nicholls St.		5	3						
												98	A	South Ala.		1	5	131	H	Nicholls St.		9	10						
												98	H	South Ala.		1	11	146	A	UTSA		6	10						
																		146	A	UTSA		5	2						
																		146	A	UTSA		6	9						
																		151	H	St. Louis		1	3						
																		153	H	Sam Houston St.		2	12						
																		153	H	Sam Houston St.		2	6						
																		153	H	Sam Houston St.		0	7						
																		186	H	Northwestern St.		0	2						
																		186	H	Northwestern St.		2	6						
																		186	H	Northwestern St.		1	7						
																		205	A	Central Ark.		2	10						
																		205	A	Central Ark.		0	4						
																		214	A	Mississippi Val.		1	2						
																		214	H	Mississippi Val.		4	0						
																		262	A	Alcorn St.		8	7						
																		262	A	Alcorn St.		7	1						

Non-Div. I Games:

Southeastern La.

RPI	S	Opponent	Score	
262	H	Alcorn St.	10	6
263	A	Southern U.	3	2
263	H	Southern U.	1	7
278	A	Jackson St.	4	3
278	H	Jackson St.	1	3
283	A	Grambling	5	4
283	H	Grambling	6	2

Southeastern La.

S
o
u
t
h
e
a
s
t
e
r
n
L
a
.

S
o
u
t
h
e
a
s
t
e
r
n
L
a
.

Average RPI Win:		231	WON-LOST RECORD		WINNING PCT. RANK		LAST 10 GAMES		STRENGTH OF SCHEDULE		OPP. STRENGTH OF SCHEDULE		TEAM RPI		ADJ RPI		CONF. RPI		ADJ CONF. RPI				
DIV. I ONLY			18-32-0		.36	223	5-5-0		247		224		237		.41469		239	26		26			
DIV. I NON-CONF.			7-21-0		.25	242	0-0-0		192		180		242		.42098		237	25		24			
TOTALS		RPI 1-25		RPI 26-50		W-L RECORDS		RPI 51-100		RPI 101-150		RPI 150+											
18-32-0		0-2-0		0-0-0		OVERALL		1-8-0		1-5-0		16-17-0											
9-4-0		0-0-0		0-0-0		HOME		0-0-0		1-1-0		8-3-0											
5-22-0		0-2-0		0-0-0		AWAY		0-7-0		0-4-0		5-9-0											
4-6-0		0-0-0		0-0-0		NEUTRAL		1-1-0		0-0-0		3-5-0											
7-21-0		0-2-0		0-0-0		NON-CONFERENCE		1-7-0		0-4-0		6-8-0											
2-0-0		0-0-0		0-0-0		HOME		0-0-0		0-0-0		2-0-0											
1-17-0		0-2-0		0-0-		AWAY		0-7-0		0-4-0		1-4-0											
4-4-0		0-0-0		0-0-0		NEUTRAL		1-0-0		0-0-0		3-4-0											
11-11-0		0-0-0		0-0-0		CONFERENCE		0-1-0		1-1-0		10-9-0											
7-4-0		0-0-0		0-0-0		HOME		0-0-0		1-1-0		6-3-0											
4-5-0		0-0-0		0-0-0		AWAY		0-0-0		0-0-0		4-5-0											
0-2-0		0-0-0		0-0-0		NEUTRAL		0-1-0		0-0-0		0-1-0											
RPI	S	Opponent		Score		RPI	S	Opponent		Score		RPI	S	Opponent		Score							
22	A	Florida St.		0	6							53	A	Nebraska		0	6	110	A	UNI		4	5
22	A	Florida St.		0	12							53	A	Nebraska		3	8	123	A	Utah		1	6
												64	A	Tulsa		0	3	141	A	Mercer		1	2
												72	N	Creighton		3	0	141	A	Mercer		1	7
												90	A	Colorado St.		0	6	142	H	North Dakota St.		6	2
												90	A	Colorado St.		3	6	142	H	North Dakota St.		3	6
												94	A	Kennesaw St.		0	3	154	N	Eastern Ill.		1	6
												94	A	Kennesaw St.		1	5	169	A	SIU Edwardsville		1	2
												100	N	Western Ill.		0	4	170	A	Wisconsin		2	11
																		170	A	Wisconsin		1	7
																		177	N	Northern Ill.		6	7
																		181	N	Utah St.		2	7
																		182	N	Coastal Caro.		5	2
																		182	N	Coastal Caro.		2	1
																		191	N	Gardner-Webb		4	5
																		203	A	IPFW		0	5
																		203	A	IPFW		10	9
																		203	A	IPFW		1	11
																		203	N	IPFW		1	9
																		210	H	UMKC		11	3
																		210	H	UMKC		0	10
																		210	H	UMKC		4	7
																		235	A	Northern Colo.		3	7
																		253	H	IUPUI		6	4
																		253	H	IUPUI		9	5
																		253	H	IUPUI		3	8
																		257	A	Oakland		7	9
																		257	A	Oakland		1	9

Non-Div. I Games: Dakota St. 10 2

South Dakota St.

RPI	S	Opponent	Score	
257	A	Oakland	3	1
257	A	Oakland	1	9
260	N	Utah Valley	6	5
264	H	Centenary (LA)	10	4
264	H	Centenary (LA)	12	11
264	H	Centenary (LA)	10	7
267	A	Southern Utah	8	3
267	A	Southern Utah	4	6
267	A	Southern Utah	10	0
273	H	South Dakota	5	2
273	H	South Dakota	2	1
280	A	Savannah St.	10	0

South Dakota St.

S
o
u
t
h
D
a
k
o
t
a
S
t
.

S
o
u
t
h
D
a
k
o
t
a
S
t
.

Average RPI Win: 197		WON-LOST	WINNING	LAST 10	STRENGTH OF		OPP. STRENGTH	TEAM	ADJ	CONF.	ADJ CONF.
Average RPI Loss: 162		RECORD	PCT. RANK	GAMES	SCHEDULE		OF SCHEDULE	RPI	RPI	RPI	RPI
DIV. I ONLY		17-28-0	.37778	215	4-4-0		250	201	233	.41251	22
DIV. I NON-CONF.		5-15-0	.25	242	0-0-0		254	206	266	.38519	21
TOTALS		RPI 1-25	RPI 26-50		W-L RECORDS		RPI 51-100		RPI 101-150		RPI 150+
17-28-0	0-0-0	0-2-0		OVERALL		1-5-0		0-3-0		16-18-0	
6-7-0	0-0-0	0-1-0		HOME		1-2-0		0-0-0		5-4-0	
10-14-0	0-0-0	0-1-0		AWAY		0-3-0		0-3-0		10-7-0	
1-7-0	0-0-0	0-0-0		NEUTRAL		0-0-0		0-0-0		1-7-0	
5-15-0	0-0-0	0-2-0		NON-CONFERENCE		0-1-0		0-3-0		5-9-0	
2-2-0	0-0-0	0-1-0		HOME		0-0-0		0-0-0		2-1-0	
3-8-0	0-0-0	0-0-		AWAY		0-1-0		0-3-0		3-3-0	
0-5-0	0-0-0	0-0-0		NEUTRAL		0-0-0		0-0-0		0-5-0	
12-13-0	0-0-0	0-0-0		CONFERENCE		1-4-0		0-0-0		11-9-0	
4-5-0	0-0-0	0-0-0		HOME		1-2-0		0-0-0		3-3-0	
7-6-0	0-0-0	0-0-0		AWAY		0-2-0		0-0-0		7-4-0	
1-2-0	0-0-0	0-0-0		NEUTRAL		0-0-0		0-0-0		1-2-0	
RPI S	Opponent	Score		RPI S	Opponent	Score		RPI S	Opponent	Score	
36 A	Lipscomb	0	6	62 A	Mississippi	1	9	115 A	La.-Monroe	5	13
36 H	Lipscomb	2	9	78 A	UT Martin	3	11	115 A	La.-Monroe	2	5
				78 A	UT Martin	0	6	120 A	Western Ky.	3	4
				78 H	UT Martin	0	8	154 A	Eastern Ill.	7	1
				81 H	Jacksonville St.	10	7	154 A	Eastern Ill.	6	3
				81 H	Jacksonville St.	3	5	154 A	Eastern Ill.	1	4
								154 N	Eastern Ill.	4	5
								164 A	Tennessee Tech	6	1
								164 A	Tennessee Tech	0	4
								164 A	Tennessee Tech	12	6
								164 N	Tennessee Tech	3	6
								169 A	SIU Edwardsville	3	2
								169 A	SIU Edwardsville	1	2
								169 H	SIU Edwardsville	9	1
								169 N	SIU Edwardsville	0	2
								169 N	SIU Edwardsville	8	13
								190 A	Samford	0	5
								190 A	Samford	11	3
								215 H	Evansville	6	2
								215 H	Evansville	2	6
								215 N	Evansville	3	4
								226 A	Eastern Ky.	5	0
								226 A	Eastern Ky.	0	2
								226 A	Eastern Ky.	14	4
								226 N	Eastern Ky.	5	4
								228 H	Southeast Mo. St.	6	9
								228 H	Southeast Mo. St.	9	4
Non-Div. I Games:				Trevecca Nazarene				Bethel (TN)			
				7	4	3	7	6	1	6	2
				Mid-Continent				Murray St.			
				8	0	8	4				

M
u
r
r
a
y
s
t
.

M
u
r
r
a
y
s
t
.

Murray St.

Average RPI Win:	244	WON-LOST RECORD	WINNING PCT. RANK	LAST 10 GAMES	STRENGTH OF SCHEDULE	OPP. STRENGTH OF SCHEDULE	TEAM RPI	ADJ RPI	CONF. RPI	ADJ CONF. RPI					
DIV. I ONLY		14-37-0	.27451	258	5-5-0	211	239	250	.40929	241	27	27			
DIV. I NON-CONF.		7-28-0	.2	259	0-2-0	182	236	258	.40458	252	27	28			
<hr/>															
TOTALS	RPI 1-25	RPI 26-50		W-L RECORDS		RPI 51-100		RPI 101-150		RPI 150+					
14-37-0	0-0-0	0-1-0		OVERALL		0-7-0		0-5-0		14-24-0					
7-5-0	0-0-0	0-0-0		HOME		0-0-0		0-0-0		7-5-0					
5-24-0	0-0-0	0-1-0		AWAY		0-3-0		0-4-0		5-16-0					
2-8-0	0-0-0	0-0-0		NEUTRAL		0-4-0		0-1-0		2-3-0					
<hr/>															
7-28-0	0-0-0	0-1-0		NON-CONFERENCE		0-7-0		0-3-0		7-17-0					
2-2-0	0-0-0	0-0-0		HOME		0-0-0		0-0-0		2-2-0					
3-18-0	0-0-0	0-0-		AWAY		0-3-0		0-2-0		3-12-0					
2-8-0	0-0-0	0-0-0		NEUTRAL		0-4-0		0-1-0		2-3-0					
<hr/>															
7-9-0	0-0-0	0-0-0		CONFERENCE		0-0-0		0-2-0		7-7-0					
5-3-0	0-0-0	0-0-0		HOME		0-0-0		0-0-0		5-3-0					
2-6-0	0-0-0	0-0-0		AWAY		0-0-0		0-2-0		2-4-0					
0-0-0	0-0-0	0-0-0		NEUTRAL		0-0-0		0-0-0		0-0-0					
<hr/>															
RPI	S	Opponent	Score	RPI	S	Opponent	Score	RPI	S	Opponent	Score	RPI	S	Opponent	Score
				40	A	Radford	0 8	56	N	Longwood	0 6	111	A	Winthrop	0 9
								56	N	Longwood	0 11	111	A	Winthrop	2 7
								63	A	S.C. Upstate	0 3	128	N	St. John's (NY)	2 5
								65	A	Georgia St.	2 4	140	A	Canisius	2 7
								65	A	Georgia St.	1 9	140	A	Canisius	0 6
								87	N	Kent St.	6 9	152	A	Binghamton	6 7
								87	N	Kent St.	4 6	152	A	Binghamton	1 2
												159	A	Albany (NY)	0 4
												159	A	Albany (NY)	2 4
												159	H	Albany (NY)	1 8
												159	H	Albany (NY)	0 5
												159	N	Albany (NY)	0 6
												159	N	Albany (NY)	3 11
												160	A	Army	2 8
												160	A	Army	0 6
												174	A	Iona	0 1
												174	A	Iona	0 5
												182	A	Coastal Caro.	3 2
												192	A	Quinnipiac	0 3
												192	A	Quinnipiac	7 8
												194	H	Niagara	7 10
												194	H	Niagara	1 6
												203	N	IPFW	0 9
												204	H	Manhattan	1 10
												204	H	Manhattan	2 1
												207	A	Fairfield	5 4
												207	A	Fairfield	4 9
<hr/>															
LAST 10 GAMES															
				279	H	St. Peter's	8 0	236	A	Rider	1 7				
				279	H	St. Peter's	6 1	271	H	Marist	3 2				
				194	H	Niagara	1 6	271	H	Marist	9 2				
				194	H	Niagara	7 10	159	H	Albany (NY)	0 5				
				236	A	Rider	6 4	159	H	Albany (NY)	1 8				

Non-Div. I Games:

Siena

RPI	S	Opponent	Score
218	H	Colgate	6 1
218	H	Colgate	8 1
229	A	Hartford	3 9
229	A	Hartford	1 4
236	A	Rider	6 4
236	A	Rider	1 7
243	A	Holy Cross	3 10
243	A	Holy Cross	2 1
246	A	Central Conn. St.	9 2
246	A	Central Conn. St.	6 8
271	H	Marist	9 2
271	H	Marist	3 2
279	H	St. Peter's	6 1
279	H	St. Peter's	8 0
284	N	Morgan St.	5 1
284	N	Morgan St.	3 2

Average RPI Win:	212	WON-LOST RECORD	WINNING PCT. RANK	LAST 10 GAMES	STRENGTH OF SCHEDULE	OPP. STRENGTH OF SCHEDULE	TEAM RPI	ADJ RPI	CONF. RPI	ADJ CONF. RPI					
DIV. I ONLY		14-36-0	.28	256	4-6-0	204	235	247	.40633	242	24	24			
DIV. I NON-CONF.		9-22-0	.29032	229	1-1-0	196	228	234	.42343	235	26	25			
<hr/>															
TOTALS	RPI 1-25	RPI 26-50		W-L RECORDS		RPI 51-100		RPI 101-150		RPI 150+					
14-36-0	0-0-0	1-1-0		OVERALL		1-3-0		0-14-0		12-18-0					
3-12-0	0-0-0	0-0-0		HOME		0-0-0		0-4-0		3-8-0					
7-12-0	0-0-0	1-1-0		AWAY		1-2-0		0-5-0		5-4-0					
4-12-0	0-0-0	0-0-0		NEUTRAL		0-1-0		0-5-0		4-6-0					
<hr/>															
9-22-0	0-0-0	0-0-0		NON-CONFERENCE		1-3-0		0-10-0		8-9-0					
1-5-0	0-0-0	0-0-0		HOME		0-0-0		0-2-0		1-3-0					
4-5-0	0-0-0	0-0-		AWAY		1-2-0		0-3-0		3-0-0					
4-12-0	0-0-0	0-0-0		NEUTRAL		0-1-0		0-5-0		4-6-0					
<hr/>															
5-14-0	0-0-0	1-1-0		CONFERENCE		0-0-0		0-4-0		4-9-0					
2-7-0	0-0-0	0-0-0		HOME		0-0-0		0-2-0		2-5-0					
3-7-0	0-0-0	1-1-0		AWAY		0-0-0		0-2-0		2-4-0					
0-0-0	0-0-0	0-0-0		NEUTRAL		0-0-0		0-0-0		0-0-0					
<hr/>															
RPI	S	Opponent	Score	RPI	S	Opponent	Score	RPI	S	Opponent	Score				
				47	A	Long Island	0 8	59	A	Charlotte	3 5	107	N	Stony Brook	1 9
				47	A	Long Island	3 2	73	A	Penn St.	0 8	107	N	Stony Brook	8 10
								73	A	Penn St.	5 3	108	A	Fla. Gulf Coast	1 2
								97	N	Ga. Southern	3 5	132	N	Butler	2 7
												135	H	Monmouth	1 9
												135	H	Monmouth	1 11
												136	N	Villanova	0 4
												139	A	Pittsburgh	0 4
												139	A	Pittsburgh	0 9
												140	H	Canisius	2 3
												140	H	Canisius	2 15
												144	N	Valparaiso	1 6
												147	A	Robert Morris	1 7
												147	A	Robert Morris	0 3
												152	N	Binghamton	0 7
												152	N	Binghamton	1 9
												156	H	Bucknell	1 11
												156	H	Bucknell	4 5
												178	N	Maine	1 2
												192	A	Quinnipiac	0 2
												192	A	Quinnipiac	4 5
				LAST 10 GAMES								199	N	Eastern Mich.	3 1
				220	H	Mt. St. Mary's	3 10	224	H	Akron	6 10	211	N	Rhode Island	2 0
				47	A	Long Island	0 8	224	H	Akron	1 0	213	A	Sacred Heart	1 3
				47	A	Long Island	3 2	272	H	Bryant	5 8	213	A	Sacred Heart	2 4
				261	A	Wagner	2 1	272	H	Bryant	0 6	220	H	Mt. St. Mary's	3 10
				261	A	Wagner	7 6	246	H	Central Conn. St.	4 5	222	N	Toledo	6 5

Non-Div. I Games:

St. Francis (PA)

RPI	S	Opponent	Score	
222	N	Toledo	3	9
224	H	Akron	1	0
224	H	Akron	6	10
231	N	Dayton	5	9
232	A	Delaware St.	3	0
243	N	Holy Cross	3	2
243	N	Holy Cross	3	4
246	H	Central Conn. St.	4	5
246	H	Central Conn. St.	5	4
249	A	Youngstown St.	4	3
249	A	Youngstown St.	3	1
254	H	Fairleigh Dickinson	5	12
254	H	Fairleigh Dickinson	9	3
261	A	Wagner	7	6
261	A	Wagner	2	1
272	H	Bryant	0	6
272	H	Bryant	5	8

St. Francis (PA)

S
t
.
F
r
a
n
c
i
s
(
P
A
)

S
t
.
F
r
a
n
c
i
s
(
P
A
)

Holy Cross

Through Games Of Tuesday, June 10

Average RPI Win:	214	WON-LOST RECORD	WINNING PCT. RANK	LAST 10 GAMES	STRENGTH OF SCHEDULE	OPP. STRENGTH OF SCHEDULE	TEAM RPI	ADJ RPI	CONF. RPI	ADJ CONF. RPI						
Average RPI Loss:	182															
DIV. I ONLY	14-31-0	.31111	244	5-5-0	207	256	240	.40573	243	23	23					
DIV. I NON-CONF.	6-19-0	.24	246	1-1-0	268	265	275	.36083	278	24	27					
<hr/>																
TOTALS	RPI 1-25	RPI 26-50		W-L RECORDS	RPI 51-100		RPI 101-150		RPI 150+							
14-31-0	0-0-0	0-0-0		OVERALL	0-2-0		1-6-0		13-23-0							
5-10-0	0-0-0	0-0-0		HOME	0-0-0		1-3-0		4-7-0							
5-13-0	0-0-0	0-0-0		AWAY	0-2-0		0-1-0		5-10-0							
4-8-0	0-0-0	0-0-0		NEUTRAL	0-0-0		0-2-0		4-6-0							
<hr/>																
6-19-0	0-0-0	0-0-0		NON-CONFERENCE	0-2-0		0-3-0		6-14-0							
1-6-0	0-0-0	0-0-0		HOME	0-0-0		0-0-0		1-6-0							
1-5-0	0-0-0	0-0-		AWAY	0-2-0		0-1-0		1-2-0							
4-8-0	0-0-0	0-0-0		NEUTRAL	0-0-0		0-2-0		4-6-0							
<hr/>																
8-12-0	0-0-0	0-0-0		CONFERENCE	0-0-0		1-3-0		7-9-0							
4-4-0	0-0-0	0-0-0		HOME	0-0-0		1-3-0		3-1-0							
4-8-0	0-0-0	0-0-0		AWAY	0-0-0		0-0-0		4-8-0							
0-0-0	0-0-0	0-0-0		NEUTRAL	0-0-0		0-0-0		0-0-0							
<hr/>																
RPI S	Opponent	Score	RPI S	Opponent	Score	RPI S	Opponent	Score	RPI S	Opponent	Score					
						67 A	Boston U.	3	13	107 A	Stony Brook	3	4			
						67 A	Boston U.	5	12	122 H	Lehigh	2	5			
												122 H	Lehigh	3	7	
												122 H	Lehigh	3	2	
												122 H	Lehigh	0	5	
												144 N	Valparaiso	0	8	
												144 N	Valparaiso	5	7	
												156 A	Bucknell	1	8	
												156 A	Bucknell	0	8	
												156 A	Bucknell	2	1	
												156 A	Bucknell	5	4	
												160 A	Army	3	6	
												160 A	Army	4	5	
												160 A	Army	4	5	
												160 A	Army	3	6	
												167 H	Harvard	3	6	
												167 H	Harvard	6	9	
												178 N	Maine	3	1	
												178 N	Maine	2	12	
												192 N	Quinnipiac	0	1	
						207 N	Fairfield	4	8							
			LAST 10 GAMES													
			122 H	Lehigh	0							5	237 H	Lafayette	9	0
			122 H	Lehigh	2							5	237 H	Lafayette	6	5
			122 H	Lehigh	3							7	237 H	Lafayette	0	3
			122 H	Lehigh	3							2	237 H	Lafayette	9	2
			272 H	Bryant	2							7	246 A	Central Conn. St.	9	7
			229 H	Hartford	8							11	229 H	Hartford	3	7

Non-Div. I Games:

Holy Cross

Average RPI Win:	220	WON-LOST RECORD	WINNING PCT. RANK	LAST 10 GAMES	STRENGTH OF SCHEDULE	OPP. STRENGTH OF SCHEDULE	TEAM RPI	ADJ RPI	CONF. RPI	ADJ CONF. RPI					
Average RPI Loss:	148														
DIV. I ONLY		12-32-0	.27273	259	4-6-0	196	225	243	.40482	244	25	25			
DIV. I NON-CONF.		6-18-0	.25	242	0-0-0	169	174	233	.42486	233	28	26			
<hr/>															
TOTALS	RPI 1-25	RPI 26-50		W-L RECORDS		RPI 51-100		RPI 101-150		RPI 150+					
12-32-0	0-1-0	0-4-0		OVERALL		1-5-0		0-7-0		11-15-0					
2-11-0	0-0-0	0-0-0		HOME		1-1-0		0-2-0		1-8-0					
5-14-0	0-1-0	0-4-0		AWAY		0-2-0		0-2-0		5-5-0					
5-7-0	0-0-0	0-0-0		NEUTRAL		0-2-0		0-3-0		5-2-0					
6-18-0	0-1-0	0-4-0		NON-CONFERENCE		0-2-0		0-7-0		6-4-0					
0-3-0	0-0-0	0-0-0		HOME		0-0-0		0-2-0		0-1-0					
1-8-0	0-1-0	0-0-		AWAY		0-0-0		0-2-0		1-1-0					
5-7-0	0-0-0	0-0-0		NEUTRAL		0-2-0		0-3-0		5-2-0					
6-14-0	0-0-0	0-0-0		CONFERENCE		1-3-0		0-0-0		5-11-0					
2-8-0	0-0-0	0-0-0		HOME		1-1-0		0-0-0		1-7-0					
4-6-0	0-0-0	0-0-0		AWAY		0-2-0		0-0-0		4-4-0					
0-0-0	0-0-0	0-0-0		NEUTRAL		0-0-0		0-0-0		0-0-0					
RPI	S	Opponent	Score	RPI	S	Opponent	Score	RPI	S	Opponent	Score				
20	A	Stanford	0 7	29	A	Hofstra	2 6	82	A	Cornell	1 8	102	N	San Jose St.	0 2
				41	A	Fresno St.	0 10	82	A	Cornell	4 7	102	N	San Jose St.	2 6
				46	A	Maryland	0 9	82	H	Cornell	6 7	104	N	Cal Poly	6 7
				46	A	Maryland	5 7	82	H	Cornell	4 2	122	A	Lehigh	3 4
								89	N	Towson	3 9	122	A	Lehigh	5 8
								90	N	Colorado St.	1 9	124	H	Rutgers	4 9
												124	H	Rutgers	3 4
												156	A	Pacific	0 10
												156	A	Pacific	5 4
												161	N	St. Mary's (CA)	1 0
												167	H	Harvard	0 4
												167	H	Harvard	1 3
												217	H	Dartmouth	2 5
												217	H	Dartmouth	4 6
												220	N	Mt. St. Mary's	4 5
												220	N	Mt. St. Mary's	6 1
												227	H	Penn	1 5
												227	H	Penn	7 11
												227	H	Penn	5 8
												227	H	Penn	4 3
												237	H	Lafayette	4 14
												247	A	Yale	6 8
												247	A	Yale	2 11
												248	A	Brown	6 5
												248	A	Brown	0 5
												252	N	Santa Clara	12 3
												252	N	Santa Clara	8 6
LAST 10 GAMES				LAST 10 GAMES				LAST 10 GAMES				LAST 10 GAMES			
				82	H	Cornell	6 7	227	H	Penn	1 5				
				82	H	Cornell	4 2	227	H	Penn	7 11				
				82	A	Cornell	4 7	227	H	Penn	5 8				
				82	A	Cornell	1 8	265	A	Columbia	6 2				
				227	H	Penn	4 3	265	A	Columbia	6 4				

Non-Div. I Games:

Princeton

Princeton

[illegible]

Non-Div. I Games:

Austin Peay

RPI	S	Opponent	Score	
240	A	Murray St.	4	2
251	A	Tennessee St.	5	4
251	A	Tennessee St.	2	5
251	H	Tennessee St.	2	1
253	H	IUPUI	1	6
253	H	IUPUI	7	0
256	A	Belmont	6	7
256	A	Belmont	7	2
261	N	Wagner	4	5
289	H	Alabama A&M	7	2
289	H	Alabama A&M	2	1

Austin Peay

A
u
s
t
i
n
P
e
a
y

A
u
s
t
i
n
P
e
a
y

Average RPI Win: 232		WON-LOST	WINNING	LAST 10	STRENGTH OF		OPP. STRENGTH	TEAM	ADJ	CONF.	ADJ CONF.
Average RPI Loss: 184		RECORD	PCT. RANK	GAMES	SCHEDULE		OF SCHEDULE	RPI	RPI	RPI	RPI
DIV. I ONLY		18-31-0	.36735	221	3-7-0		260	247	245	.40316	24
DIV. I NON-CONF.		11-18-0	.37931	200	2-0-0		264	250	247	.40788	26
TOTALS		RPI 1-25	RPI 26-50		W-L RECORDS		RPI 51-100		RPI 101-150		RPI 150+
18-31-0	0-0-0	0-2-0		OVERALL		0-2-0		1-5-0		17-22-0	
6-16-0	0-0-0	0-2-0		HOME		0-0-0		0-2-0		6-12-0	
10-11-0	0-0-0	0-0-0		AWAY		0-0-0		1-2-0		9-9-0	
2-4-0	0-0-0	0-0-0		NEUTRAL		0-2-0		0-1-0		2-1-0	
11-18-0	0-0-0	0-0-0		NON-CONFERENCE		0-2-0		0-2-0		11-14-0	
3-9-0	0-0-0	0-0-0		HOME		0-0-0		0-0-0		3-9-0	
6-5-0	0-0-0	0-0-		AWAY		0-0-0		0-1-0		6-4-0	
2-4-0	0-0-0	0-0-0		NEUTRAL		0-2-0		0-1-0		2-1-0	
7-13-0	0-0-0	0-2-0		CONFERENCE		0-0-0		1-3-0		6-8-0	
3-7-0	0-0-0	0-2-0		HOME		0-0-0		0-2-0		3-3-0	
4-6-0	0-0-0	0-0-0		AWAY		0-0-0		1-1-0		3-5-0	
0-0-0	0-0-0	0-0-0		NEUTRAL		0-0-0		0-0-0		0-0-0	
RPI S	Opponent	Score		RPI S	Opponent	Score		RPI S	Opponent	Score	
				47 H	Long Island	2 5		55 N	Ball St.	3 12	
				47 H	Long Island	0 2		78 N	UT Martin	2 6	
				LAST 10 GAMES							
				47 H	Long Island	2 5		192 H	Quinnipiac	6 2	
				47 H	Long Island	0 2		229 A	Hartford	7 6	
				254 A	Fairleigh Dickinson	2 5		229 A	Hartford	10 1	
				254 A	Fairleigh Dickinson	7 8		135 H	Monmouth	0 11	
				192 H	Quinnipiac	4 5		135 H	Monmouth	2 11	
								134 N	Miami (OH)	1 7	
								135 H	Monmouth	2 11	
								135 H	Monmouth	0 11	
								137 A	Boston College	0 8	
								147 A	Robert Morris	6 7	
								147 A	Robert Morris	11 3	
								174 H	Iona	2 4	
								179 H	Connecticut	2 8	
								180 A	Seton Hall	0 15	
								180 A	Seton Hall	2 3	
								192 H	Quinnipiac	4 5	
								192 H	Quinnipiac	6 2	
								193 N	East Tenn. St.	0 8	
								204 H	Manhattan	4 1	
								204 H	Manhattan	6 7	
								206 A	Temple	4 1	
								206 A	Temple	6 1	
								207 H	Fairfield	9 20	
								207 H	Fairfield	4 6	
								211 H	Rhode Island	1 7	
								211 H	Rhode Island	0 8	
								213 A	Sacred Heart	0 3	
								213 A	Sacred Heart	1 2	
								220 H	Mt. St. Mary's	1 12	
								220 H	Mt. St. Mary's	9 1	
								229 A	Hartford	7 6	
								229 A	Hartford	10 1	

Non-Div. I Games: Barton 4 0

Central Conn. St.

RPI	S	Opponent	Score	
233	A	La Salle	6	5
233	A	La Salle	1	2
241	H	Siena	8	6
241	H	Siena	2	9
242	A	St. Francis (PA)	4	5
242	A	St. Francis (PA)	5	4
243	H	Holy Cross	7	9
243	H	Holy Cross	11	0
248	N	Brown	6	5
254	A	Fairleigh Dickinson	7	8
254	A	Fairleigh Dickinson	2	5
257	N	Oakland	3	2
261	H	Wagner	5	4
261	H	Wagner	1	3
270	A	Hampton	2	11
270	A	Hampton	11	2
272	A	Bryant	10	8
272	A	Bryant	14	2

Central Conn. St.
.
S
t
.
.

C
e
n
t
r
a
l
C
o
n
n
.
S
t
.
.

Y
a
l
e

Yale					Through Games Of Tuesday, June 10							
Average RPI Win: 236 Average RPI Loss: 175		WON-LOST RECORD	WINNING PCT. RANK	LAST 10 GAMES	STRENGTH OF SCHEDULE	OPP. STRENGTH OF SCHEDULE	TEAM RPI	ADJ RPI	CONF. RPI	ADJ CONF. RPI		
DIV. I ONLY		11-28-0	.28205	255	2-8-0	224	260	257	.40302	247	25	25
DIV. I NON-CONF.		5-14-0	.26316	240	0-0-0	174	254	241	.42032	239	28	26
TOTALS		RPI 1-25	RPI 26-50		W-L RECORDS		RPI 51-100		RPI 101-150		RPI 150+	
11-28-0	0-0-0	0-0-0		OVERALL		0-5-0		0-2-0		11-21-0		
4-10-0	0-0-0	0-0-0		HOME		0-2-0		0-0-0		4-8-0		
5-14-0	0-0-0	0-0-0		AWAY		0-3-0		0-1-0		5-10-0		
2-4-0	0-0-0	0-0-0		NEUTRAL		0-0-0		0-1-0		2-3-0		
5-14-0	0-0-0	0-0-0		NON-CONFERENCE		0-3-0		0-2-0		5-9-0		
1-3-0	0-0-0	0-0-0		HOME		0-0-0		0-0-0		1-3-0		
2-7-0	0-0-0	0-0-		AWAY		0-3-0		0-1-0		2-3-0		
2-4-0	0-0-0	0-0-0		NEUTRAL		0-0-0		0-1-0		2-3-0		
6-14-0	0-0-0	0-0-0		CONFERENCE		0-2-0		0-0-0		6-12-0		
3-7-0	0-0-0	0-0-0		HOME		0-2-0		0-0-0		3-5-0		
3-7-0	0-0-0	0-0-0		AWAY		0-0-0		0-0-0		3-7-0		
0-0-0	0-0-0	0-0-0		NEUTRAL		0-0-0		0-0-0		0-0-0		
RPI S	Opponent	Score	RPI S	Opponent	Score	RPI S	Opponent	Score	RPI S	Opponent	Score	
						79 A	Stetson	1 5	107 A	Stony Brook	0 3	
						79 A	Stetson	1 8	148 N	Bethune-Cookman	1 2	
						79 A	Stetson	0 8	160 H	Army	2 7	
						82 H	Cornell	0 3	160 H	Army	4 1	
						82 H	Cornell	3 7	167 H	Harvard	0 6	
									167 H	Harvard	4 6	
									167 H	Harvard	0 5	
									167 H	Harvard	3 10	
									171 H	Providence	1 9	
									171 H	Providence	2 6	
									179 N	Connecticut	3 5	
									192 N	Quinnipiac	4 2	
									192 N	Quinnipiac	1 2	
									207 A	Fairfield	1 3	
									207 N	Fairfield	0 1	
									213 A	Sacred Heart	10 0	
									213 A	Sacred Heart	1 4	
									217 A	Dartmouth	3 11	
									217 A	Dartmouth	9 10	
									217 A	Dartmouth	3 11	
									217 A	Dartmouth	3 7	
									227 A	Penn	4 5	
									227 A	Penn	0 2	
									243 N	Holy Cross	5 1	
									244 H	Princeton	11 2	
									244 H	Princeton	8 6	
									248 A	Brown	4 2	
			LAST 10 GAMES									
			248 H	Brown	0 2	167 H	Harvard	4 6				
			248 H	Brown	5 4	167 H	Harvard	3 10				
			248 A	Brown	4 2	167 H	Harvard	0 6				
			248 A	Brown	5 6	217 A	Dartmouth	3 11				
			167 H	Harvard	0 5	217 A	Dartmouth	3 7				

Y
a
l
e

Non-Div. I Games:

Yale

RPI	S	Opponent	Score	
248	A	Brown	5	6
248	H	Brown	5	4
248	H	Brown	0	2
265	A	Columbia	8	7
265	A	Columbia	6	0
271	A	Marist	3	0
271	A	Marist	3	4

Average RPI Win: 246		WON-LOST	WINNING	LAST 10	STRENGTH OF		OPP. STRENGTH	TEAM	ADJ		CONF.	ADJ CONF.
Average RPI Loss: 194		RECORD	PCT. RANK	GAMES	SCHEDULE		OF SCHEDULE	RPI	RPI		RPI	RPI
DIV. I ONLY		19-22-0	.46341	167	5-5-0		275	264	244		.40218	248
DIV. I NON-CONF.		12-9-0	.57143	97	1-0-0		285	280	223		.4327	226
TOTALS		RPI 1-25	RPI 26-50		W-L RECORDS		RPI 51-100		RPI 101-150		RPI 150+	
19-22-0		0-0-0	0-0-0		OVERALL		0-3-0		0-0-0		19-19-0	
6-7-0		0-0-0	0-0-0		HOME		0-2-0		0-0-0		6-5-0	
6-11-0		0-0-0	0-0-0		AWAY		0-0-0		0-0-0		6-11-0	
7-4-0		0-0-0	0-0-0		NEUTRAL		0-1-0		0-0-0		7-3-0	
12-9-0		0-0-0	0-0-0		NON-CONFERENCE		0-1-0		0-0-0		12-8-0	
2-1-0		0-0-0	0-0-0		HOME		0-0-0		0-0-0		2-1-0	
3-4-0		0-0-0	0-0-		AWAY		0-0-0		0-0-0		3-4-0	
7-4-0		0-0-0	0-0-0		NEUTRAL		0-1-0		0-0-0		7-3-0	
7-13-0		0-0-0	0-0-0		CONFERENCE		0-2-0		0-0-0		7-11-0	
4-6-0		0-0-0	0-0-0		HOME		0-2-0		0-0-0		4-4-0	
3-7-0		0-0-0	0-0-0		AWAY		0-0-0		0-0-0		3-7-0	
0-0-0		0-0-0	0-0-0		NEUTRAL		0-0-0		0-0-0		0-0-0	
RPI S	Opponent	Score	RPI S	Opponent	Score	RPI S	Opponent	Score	RPI S	Opponent	Score	
						82 H	Cornell	0 8	166 A	UMBC	2 4	
						82 H	Cornell	4 15	166 A	UMBC	5 6	
						91 N	Cleveland St.	0 6	167 A	Harvard	2 4	
									167 A	Harvard	1 4	
									167 A	Harvard	1 0	
									167 A	Harvard	0 2	
									171 H	Providence	0 4	
									171 H	Providence	11 3	
									188 N	Green Bay	0 6	
									204 N	Manhattan	6 4	
									211 A	Rhode Island	3 4	
									211 A	Rhode Island	1 7	
									217 H	Dartmouth	2 1	
									217 H	Dartmouth	5 4	
									217 H	Dartmouth	0 8	
									217 H	Dartmouth	3 4	
									227 A	Penn	0 5	
									227 A	Penn	2 6	
									244 H	Princeton	5 6	
									244 H	Princeton	5 0	
									246 N	Central Conn. St.	5 6	
									247 A	Yale	2 0	
									247 A	Yale	4 5	
									247 H	Yale	6 5	
									247 H	Yale	2 4	
									254 N	Fairleigh Dickinson	8 7	
									254 N	Fairleigh Dickinson	7 5	
LAST 10 GAMES												
			247 A	Yale	2 0	217 H	Dartmouth	3 4	247 A	Yale	4 5	
			247 A	Yale	4 5	272 H	Bryant	9 1	247 H	Yale	6 5	
			247 H	Yale	2 4	217 H	Dartmouth	0 8	247 H	Yale	2 4	
			247 H	Yale	6 5	217 H	Dartmouth	5 4	254 N	Fairleigh Dickinson	8 7	
			217 H	Dartmouth	2 1	167 A	Harvard	0 2	254 N	Fairleigh Dickinson	7 5	

Non-Div. I Games: Arcadia 7 0

Brown

RPI	S	Opponent	Score	
265	A	Columbia	3	0
265	A	Columbia	5	10
269	N	Coppin St.	1	0
269	N	Coppin St.	12	1
270	A	Hampton	5	4
270	A	Hampton	12	2
271	N	Marist	2	3
272	A	Bryant	5	4
272	H	Bryant	9	1
279	N	St. Peter's	4	1
284	N	Morgan St.	9	8

Brown

Average RPI Win:		207	WON-LOST RECORD		WINNING PCT. RANK		LAST 10 GAMES		STRENGTH OF SCHEDULE		OPP. STRENGTH OF SCHEDULE		TEAM RPI		ADJ RPI		CONF. RPI		ADJ CONF. RPI	
DIV. I ONLY			14-36-0		.28 256		1-9-0		220		234		251		.40184 249		21		21	
DIV. I NON-CONF.			8-19-0		.2963 225		1-1-0		255		260		261		.39003 263		22		22	
TOTALS		RPI 1-25		RPI 26-50		W-L RECORDS		RPI 51-100		RPI 101-150		RPI 150+								
14-36-0		0-0-0		0-1-0		OVERALL		1-2-0		2-19-0		11-14-0								
4-14-0		0-0-0		0-0-0		HOME		1-2-0		2-9-0		1-3-0								
6-16-0		0-0-0		0-0-0		AWAY		0-0-0		0-8-0		6-8-0								
4-6-0		0-0-0		0-1-0		NEUTRAL		0-0-0		0-2-0		4-3-0								
8-19-0		0-0-0		0-1-0		NON-CONFERENCE		0-0-0		1-8-0		7-10-0								
2-4-0		0-0-0		0-0-0		HOME		0-0-0		1-1-0		1-3-0								
2-9-0		0-0-0		0-0-		AWAY		0-0-0		0-5-0		2-4-0								
4-6-0		0-0-0		0-1-0		NEUTRAL		0-0-0		0-2-0		4-3-0								
6-17-0		0-0-0		0-0-0		CONFERENCE		1-2-0		1-11-0		4-4-0								
2-10-0		0-0-0		0-0-0		HOME		1-2-0		1-8-0		0-0-0								
4-7-0		0-0-0		0-0-0		AWAY		0-0-0		0-3-0		4-4-0								
0-0-0		0-0-0		0-0-0		NEUTRAL		0-0-0		0-0-0		0-0-0								
RPI	S	Opponent		Score		RPI	S	Opponent		Score		RPI	S	Opponent		Score				
				33	N	Louisville	4	7	91	H	Cleveland St.	3	13	118	H	Wright St.	0	4		
									91	H	Cleveland St.	0	9	118	H	Wright St.	3	10		
									91	H	Cleveland St.	6	3	118	H	Wright St.	7	13		
														126	A	Charleston So.	1	10		
														128	N	St. John's (NY)	4	10		
														128	N	St. John's (NY)	0	10		
														132	H	Butler	0	6		
														132	H	Butler	4	2		
														132	H	Butler	0	9		
														139	A	Pittsburgh	1	5		
														139	A	Pittsburgh	3	6		
														140	H	Canisius	6	7		
														140	H	Canisius	10	8		
														144	A	Valparaiso	1	4		
														144	A	Valparaiso	0	8		
														144	A	Valparaiso	8	9		
														147	A	Robert Morris	3	4		
														147	A	Robert Morris	2	3		
														150	H	Ill.-Chicago	1	11		
														150	H	Ill.-Chicago	0	8		
														150	H	Ill.-Chicago	4	5		
				LAST 10 GAMES								151	N	St. Louis	5	3				
				188	A	Green Bay	2	5	194	H	Niagara	2	12	158	A	Loyola (IL)	2	10		
				188	A	Green Bay	5	6	194	H	Niagara	15	10	158	A	Loyola (IL)	9	7		
				144	A	Valparaiso	8	9	150	H	Ill.-Chicago	4	5	158	A	Loyola (IL)	2	3		
				144	A	Valparaiso	1	4	150	H	Ill.-Chicago	1	11	188	A	Green Bay	5	6		
				144	A	Valparaiso	0	8	150	H	Ill.-Chicago	0	8	188	A	Green Bay	2	5		

Non-Div. I Games:

Youngstown St.

RPI	S	Opponent	Score	
194	H	Niagara	2	12
194	H	Niagara	15	10
207	N	Fairfield	8	1
213	N	Sacred Heart	4	5
216	N	Indiana St.	3	5
224	A	Akron	11	7
224	A	Akron	0	6
227	N	Penn	10	3
231	A	Dayton	3	5
231	A	Dayton	4	10
242	H	St. Francis (PA)	1	3
242	H	St. Francis (PA)	3	4
261	N	Wagner	11	5
273	N	South Dakota	3	4
277	A	Detroit	11	2
277	A	Detroit	14	1
277	A	Detroit	2	0
285	A	South Carolina St.	12	0
285	A	South Carolina St.	4	6

Youngstown St.

Y
o
u
n
g
s
t
o
w
n
s
t
.

Y
o
u
n
g
s
t
o
w
n
s
t
.

Average RPI Win:		197	WON-LOST RECORD		WINNING PCT. RANK		LAST 10 GAMES		STRENGTH OF SCHEDULE		OPP. STRENGTH OF SCHEDULE		TEAM RPI		ADJ RPI		CONF. RPI		ADJ CONF. RPI				
DIV. I ONLY			10-41-0		.19608	278	2-8-0		178		175		255		.40115		250	14		14			
DIV. I NON-CONF.			5-26-0		.16129	269	0-2-0		230		210		271		.37786		269	15		15			
TOTALS		RPI 1-25		RPI 26-50		W-L RECORDS		RPI 51-100		RPI 101-150		RPI 150+											
10-41-0		0-1-0		0-5-0		OVERALL		1-9-0		0-5-0		9-21-0											
7-18-0		0-0-0		0-0-0		HOME		1-4-0		0-1-0		6-13-0											
2-18-0		0-1-0		0-4-0		AWAY		0-4-0		0-4-0		2-5-0											
1-5-0		0-0-0		0-1-0		NEUTRAL		0-1-0		0-0-0		1-3-0											
5-26-0		0-1-0		0-3-0		NON-CONFERENCE		0-4-0		0-2-0		5-16-0											
3-13-0		0-0-0		0-0-0		HOME		0-2-0		0-1-0		3-10-0											
1-8-0		0-1-0		0-0-		AWAY		0-1-0		0-1-0		1-3-0											
1-5-0		0-0-0		0-1-0		NEUTRAL		0-1-0		0-0-0		1-3-0											
5-15-0		0-0-0		0-2-0		CONFERENCE		1-5-0		0-3-0		4-5-0											
4-5-0		0-0-0		0-0-0		HOME		1-2-0		0-0-0		3-3-0											
1-10-0		0-0-0		0-2-0		AWAY		0-3-0		0-3-0		1-2-0											
0-0-0		0-0-0		0-0-0		NEUTRAL		0-0-0		0-0-0		0-0-0											
RPI	S	Opponent		Score		RPI	S	Opponent		Score		RPI	S	Opponent		Score		RPI	S	Opponent		Score	
25	A	North Carolina		0	5	29	A	Hofstra		0	3	56	N	Longwood		2	3	111	H	Winthrop		2	8
						29	A	Hofstra		0	8	61	H	North Carolina St.		4	15	117	A	James Madison		2	4
						32	N	Virginia		0	9	61	H	North Carolina St.		2	7	117	A	James Madison		1	9
						34	A	East Carolina		0	3	65	H	Georgia St.		8	14	117	A	James Madison		3	5
						34	A	East Carolina		1	7	65	H	Georgia St.		1	11	126	A	Charleston So.		1	4
												65	H	Georgia St.		5	1	155	A	Campbell		0	8
												86	A	Elon		4	5	155	A	Campbell		3	2
												89	A	Towson		0	7	175	H	Delaware		9	5
												89	A	Towson		0	9	175	H	Delaware		0	1
												89	A	Towson		0	1	175	H	Delaware		4	5
																		182	A	Coastal Caro.		1	6
																		182	A	Coastal Caro.		0	9
																		182	H	Coastal Caro.		2	4
																		182	H	Coastal Caro.		9	6
																		185	A	Drexel		1	2
																		185	A	Drexel		3	4
																		185	A	Drexel		5	2
																		191	H	Gardner-Webb		1	6
																		191	H	Gardner-Webb		4	9
																		191	N	Gardner-Webb		7	6
																		202	H	Col. of Charleston		0	1
																		202	H	Col. of Charleston		1	2
																		219	N	Presbyterian		2	4
																		220	H	Mt. St. Mary's		0	5
																		221	H	N.C. A&T		1	11
																		221	H	N.C. A&T		5	8
																		223	H	George Mason		3	0
																		61	H	North Carolina St.		4	15
																		61	H	North Carolina St.		2	7
LAST 10 GAMES																							
						117	A	James Madison		2	4	223	H	George Mason		1	0	219	N	Presbyterian		2	4
						117	A	James Madison		1	9	29	A	Hofstra		0	8	220	H	Mt. St. Mary's		0	5
						117	A	James Madison		3	5	29	A	Hofstra		0	3	221	H	N.C. A&T		1	11
						223	H	George Mason		3	0	61	H	North Carolina St.		4	15	221	H	N.C. A&T		5	8
						223	H	George Mason		0	2	61	H	North Carolina St.		2	7	223	H	George Mason		3	0

Non-Div. I Games:

UNC Wilmington

RPI	S	Opponent	Score	
223	H	George Mason	1	0
223	H	George Mason	0	2
230	H	St. Bonaventure	2	3
230	H	St. Bonaventure	2	8
231	N	Dayton	3	4
231	N	Dayton	0	2
286	H	N.C. Central	10	0
286	H	N.C. Central	8	0

Average RPI Win: 235		WON-LOST RECORD		WINNING PCT. RANK		LAST 10 GAMES		STRENGTH OF SCHEDULE		OPP. STRENGTH OF SCHEDULE		TEAM RPI		ADJ RPI		CONF. RPI		ADJ CONF. RPI	
DIV. I ONLY		11-34-0		.24444 266		1-9-0		198		217		253		.40025 251		22		22	
DIV. I NON-CONF.		5-18-0		.21739 251		0-2-0		171		230		250		.41326 245		21		21	
TOTALS		RPI 1-25		RPI 26-50		W-L RECORDS		RPI 51-100		RPI 101-150		RPI 150+							
11-34-0		0-0-0		0-3-0		OVERALL		0-8-0		1-12-0		10-11-0							
8-14-0		0-0-0		0-0-0		HOME		0-3-0		1-5-0		7-6-0							
2-17-0		0-0-0		0-3-0		AWAY		0-5-0		0-4-0		2-5-0							
1-3-0		0-0-0		0-0-0		NEUTRAL		0-0-0		0-3-0		1-0-0							
5-18-0		0-0-0		0-3-0		NON-CONFERENCE		0-3-0		0-10-0		5-2-0							
4-8-0		0-0-0		0-0-0		HOME		0-3-0		0-3-0		4-2-0							
0-7-0		0-0-0		0-0-		AWAY		0-0-0		0-4-0		0-0-0							
1-3-0		0-0-0		0-0-0		NEUTRAL		0-0-0		0-3-0		1-0-0							
6-16-0		0-0-0		0-0-0		CONFERENCE		0-5-0		1-2-0		5-9-0							
4-6-0		0-0-0		0-0-0		HOME		0-0-0		1-2-0		3-4-0							
2-10-0		0-0-0		0-0-0		AWAY		0-5-0		0-0-0		2-5-0							
0-0-0		0-0-0		0-0-0		NEUTRAL		0-0-0		0-0-0		0-0-0							
RPI S	Opponent	Score		RPI S	Opponent	Score		RPI S	Opponent	Score		RPI S	Opponent	Score					
36 A	Lipscomb	2	11	68 H	Chattanooga	0	8	110 H	UNI	2	10	113 A	Middle Tenn.	2	3				
36 A	Lipscomb	0	3	68 H	Chattanooga	0	2	113 A	Middle Tenn.	1	6	114 N	Louisiana Tech	3	11				
38 A	Auburn	1	9	68 H	Chattanooga	4	10	120 A	Western Ky.	1	2	120 A	Western Ky.	5	6				
				78 A	UT Martin	0	7	132 H	Butler	2	4	132 N	Butler	3	4				
				78 A	UT Martin	0	9	138 H	Morehead St.	3	5	138 H	Morehead St.	10	4				
				81 A	Jacksonville St.	1	5	138 H	Morehead St.	3	5	144 H	Valparaiso	3	4				
				81 A	Jacksonville St.	4	12	144 N	Valparaiso	0	8	164 H	Tennessee Tech	0	8				
				81 A	Jacksonville St.	0	13	164 H	Tennessee Tech	0	2	164 H	Tennessee Tech	0	2				
								164 H	Tennessee Tech	4	3	164 H	Tennessee Tech	4	3				
								216 H	Indiana St.	0	1	226 A	Eastern Ky.	3	4				
								226 A	Eastern Ky.	1	2	226 A	Eastern Ky.	6	4				
								226 A	Eastern Ky.	6	4	228 A	Southeast Mo. St.	5	7				
								228 A	Southeast Mo. St.	6	4	228 A	Southeast Mo. St.	6	4				
								228 A	Southeast Mo. St.	0	9	240 H	Murray St.	7	5				
								240 H	Murray St.	1	8	240 H	Murray St.	1	8				
								245 A	Austin Peay	1	2	245 A	Austin Peay	1	2				
								245 H	Austin Peay	5	2	245 H	Austin Peay	5	2				
LAST 10 GAMES				LAST 10 GAMES				LAST 10 GAMES				LAST 10 GAMES							
81 A	Jacksonville St.	0	13	113 A	Middle Tenn.	1	6	228 A	Southeast Mo. St.	0	9	240 H	Murray St.	7	5				
81 A	Jacksonville St.	4	12	113 A	Middle Tenn.	2	3	240 H	Murray St.	1	8	245 A	Austin Peay	1	2				
81 A	Jacksonville St.	1	5	164 H	Tennessee Tech	4	3	245 A	Austin Peay	1	2	245 H	Austin Peay	5	2				
78 A	UT Martin	0	9	164 H	Tennessee Tech	0	2												
78 A	UT Martin	0	7	164 H	Tennessee Tech	0	8												

Non-Div. I Games:

Tennessee St.

T
e
n
n
e
s
s
e
e
s
t
.

1
0
1
1
0
1
1
0
0
1
1
1

Tennessee St.

Average RPI Win:		172	WON-LOST RECORD		WINNING PCT. RANK		LAST 10 GAMES		STRENGTH OF SCHEDULE		OPP. STRENGTH OF SCHEDULE		TEAM RPI		ADJ RPI		CONF. RPI		ADJ CONF. RPI	
DIV. I ONLY			10-35-0		.22222	272	1-9-0		222		163		262		.4001	252	28		28	
DIV. I NON-CONF.			6-16-0		.27273	236	0-1-0		189		99		227		.43146	227	23		23	
TOTALS		RPI 1-25		RPI 26-50		W-L RECORDS		RPI 51-100		RPI 101-150		RPI 150+								
10-35-0		0-3-0		0-3-0		OVERALL		1-0-0		2-8-0		7-21-0								
0-8-0		0-0-0		0-0-0		HOME		0-0-0		0-0-0		0-8-0								
4-21-0		0-3-0		0-2-0		AWAY		1-0-0		2-7-0		1-9-0								
6-6-0		0-0-0		0-1-0		NEUTRAL		0-0-0		0-1-0		6-4-0								
6-16-0		0-3-0		0-3-0		NON-CONFERENCE		1-0-0		1-5-0		4-5-0								
0-0-0		0-0-0		0-0-0		HOME		0-0-0		0-0-0		0-0-0								
2-11-0		0-3-0		0-0-		AWAY		1-0-0		1-4-0		0-2-0								
4-5-0		0-0-0		0-1-0		NEUTRAL		0-0-0		0-1-0		4-3-0								
4-19-0		0-0-0		0-0-0		CONFERENCE		0-0-0		1-3-0		3-16-0								
0-8-0		0-0-0		0-0-0		HOME		0-0-0		0-0-0		0-8-0								
2-10-0		0-0-0		0-0-0		AWAY		0-0-0		1-3-0		1-7-0								
2-1-0		0-0-0		0-0-0		NEUTRAL		0-0-0		0-0-0		2-1-0								
RPI	S	Opponent		Score		RPI	S	Opponent		Score		RPI	S	Opponent		Score				
15	A	California		0	8	31	N	BYU		2	3	85	A	Cal St. Northridge		5	2			
20	A	Stanford		0	7	41	A	Fresno St.		1	10			102 A San Jose St.		0	5			
20	A	Stanford		0	8	41	A	Fresno St.		1	12			102 A San Jose St.		0	6			
														102 A San Jose St.		2	4			
														104 N Cal Poly		4	7			
														119 A UC Davis		4	0			
														119 A UC Davis		3	4			
														130 A Loyola Marymount		3	9			
														130 A Loyola Marymount		7	6			
														130 A Loyola Marymount		0	5			
														130 A Loyola Marymount		3	12			
														156 A Pacific		0	6			
														156 A Pacific		0	5			
														156 N Pacific		1	0			
														161 H St. Mary's (CA)		7	8			
														161 H St. Mary's (CA)		3	4			
														161 H St. Mary's (CA)		5	8			
														161 H St. Mary's (CA)		4	7			
														161 N St. Mary's (CA)		0	2			
														168 N Cal St. Fullerton		14	9			
														183 A Sacramento St.		0	17			
														183 A Sacramento St.		2	6			
														183 A Sacramento St.		3	10			
														183 A Sacramento St.		0	16			
														184 A San Diego		5	1			
														184 A San Diego		5	6			
														184 A San Diego		1	4			
														184 A San Diego		0	4			
														183 A Sacramento St.		0	16			
														184 A San Diego		5	1			
														184 A San Diego		5	6			
														184 A San Diego		1	4			
														184 A San Diego		0	4			

Non-Div. I Games:

Santa Clara

RPI	S	Opponent	Score	
209	H	Cal St. Bakersfield	1	4
209	H	Cal St. Bakersfield	6	7
209	H	Cal St. Bakersfield	1	9
209	H	Cal St. Bakersfield	3	7
209	N	Cal St. Bakersfield	6	5
209	N	Cal St. Bakersfield	11	3
212	N	UC Santa Barbara	6	2
244	N	Princeton	6	8
244	N	Princeton	8	6
244	N	Princeton	3	12
244	N	Princeton	3	6

Santa Clara

S
a
n
t
a
C
l
a
r
a

S
a
n
t
a
C
l
a
r
a

Average RPI Win: 223		WON-LOST RECORD	WINNING PCT. RANK		LAST 10 GAMES	STRENGTH OF SCHEDULE	OPP. STRENGTH OF SCHEDULE	TEAM RPI	ADJ RPI		CONF. RPI	ADJ CONF. RPI
Average RPI Loss: 164												
DIV. I ONLY		16-37-0	.30189	249	5-5-0	229	241	248	.39954	253	26	26
DIV. I NON-CONF.		5-24-0	.17241	266	2-2-0	195	222	263	.39469	261	25	24
<hr/>												
TOTALS		RPI 1-25	RPI 26-50		W-L RECORDS	RPI 51-100		RPI 101-150		RPI 150+		
16-37-0		0-0-0	0-0-0		OVERALL	1-8-0		2-9-0		13-20-0		
8-11-0		0-0-0	0-0-0		HOME	0-4-0		2-3-0		6-4-0		
8-24-0		0-0-0	0-0-0		AWAY	1-4-0		0-4-0		7-16-0		
0-2-0		0-0-0	0-0-0		NEUTRAL	0-0-0		0-2-0		0-0-0		
5-24-0		0-0-0	0-0-0		NON-CONFERENCE	1-5-0		0-8-0		4-11-0		
2-5-0		0-0-0	0-0-0		HOME	0-1-0		0-2-0		2-2-0		
3-17-0		0-0-0	0-0-		AWAY	1-4-0		0-4-0		2-9-0		
0-2-0		0-0-0	0-0-0		NEUTRAL	0-0-0		0-2-0		0-0-0		
11-13-0		0-0-0	0-0-0		CONFERENCE	0-3-0		2-1-0		9-9-0		
6-6-0		0-0-0	0-0-0		HOME	0-3-0		2-1-0		4-2-0		
5-7-0		0-0-0	0-0-0		AWAY	0-0-0		0-0-0		5-7-0		
0-0-0		0-0-0	0-0-0		NEUTRAL	0-0-0		0-0-0		0-0-0		
RPI	S	Opponent	Score	RPI	S	Opponent	Score	RPI	S	Opponent	Score	
						55 H Ball St.	4 11	110 N UNI			0 5	
						77 A Purdue	0 2	110 N UNI			2 7	
						77 A Purdue	0 6	132 H Butler			1 7	
						86 A Elon	0 9	132 H Butler			2 5	
						86 A Elon	6 7	138 A Morehead St.			1 7	
						86 A Elon	5 2	138 A Morehead St.			4 8	
						100 H Western Ill.	2 8	142 H North Dakota St.			9 2	
						100 H Western Ill.	0 7	142 H North Dakota St.			9 3	
						100 H Western Ill.	0 5	142 H North Dakota St.			2 4	
								144 A Valparaiso			1 2	
								144 A Valparaiso			0 4	
								154 A Eastern Ill.			1 5	
								154 A Eastern Ill.			3 4	
								169 A SIU Edwardsville			3 9	
								169 A SIU Edwardsville			0 8	
								173 A Missouri St.			2 17	
								173 A Missouri St.			4 12	
								203 H IPFW			0 3	
								203 H IPFW			7 6	
								203 H IPFW			0 9	
								210 A UMKC			4 12	
								210 A UMKC			2 8	
								210 A UMKC			7 0	
								216 H Indiana St.			1 3	
								216 H Indiana St.			4 6	
								228 A Southeast Mo. St.			4 5	
								228 A Southeast Mo. St.			7 15	
LAST 10 GAMES												
						264 A Centenary (LA)	4 1	203 H IPFW			0 9	
						264 A Centenary (LA)	7 11	138 A Morehead St.			4 8	
						264 A Centenary (LA)	8 6	138 A Morehead St.			1 7	
						203 H IPFW	0 3	231 H Dayton			14 1	
						203 H IPFW	7 6	231 H Dayton			7 6	

Non-Div. I Games:

IUPUI

RPI	S	Opponent	Score
231	H	Dayton	7 6
231	H	Dayton	14 1
239	A	South Dakota St.	4 6
239	A	South Dakota St.	5 9
239	A	South Dakota St.	8 3
245	A	Austin Peay	6 1
245	A	Austin Peay	0 7
251	A	Tennessee St.	4 2
257	A	Oakland	1 3
257	A	Oakland	6 1
257	A	Oakland	2 4
264	A	Centenary (LA)	4 1
264	A	Centenary (LA)	8 6
264	A	Centenary (LA)	7 11
267	H	Southern Utah	5 4
267	H	Southern Utah	4 1
267	H	Southern Utah	6 5

IUPUI

[illegible]

Non-Div. I Games:

Fairleigh Dickinson

RPI	S	Opponent	Score	
246	H	Central Conn. St.	8	7
248	N	Brown	7	8
248	N	Brown	5	7
261	H	Wagner	4	5
261	H	Wagner	9	10
265	H	Columbia	5	2
265	H	Columbia	8	12
265	N	Columbia	4	13
272	A	Bryant	5	3
272	A	Bryant	5	7
276	A	Norfolk St.	1	0
279	H	St. Peter's	8	0
279	H	St. Peter's	8	2
284	N	Morgan St.	9	1
284	N	Morgan St.	6	4

Fairleigh Dickinson

F
a
i
r
l
e
i
g
h
D
i
c
k
i
n
s
o
n

F
a
i
r
l
e
i
g
h
D
i
c
k
i
n
s
o
n

Average RPI Win:	269	WON-LOST RECORD	WINNING PCT. RANK	LAST 10 GAMES	STRENGTH OF SCHEDULE	OPP. STRENGTH OF SCHEDULE	TEAM RPI	ADJ RPI	CONF. RPI	ADJ CONF. RPI		
Average RPI Loss:	158											
DIV. I ONLY	16-27-0	.37209	219	7-3-0	264	272	256	.39793	255	31	31	
DIV. I NON-CONF.	3-19-0	.13636	277	0-0-0	186	181	265	.39355	262	31	31	
<hr/>												
TOTALS	RPI 1-25	RPI 26-50		W-L RECORDS	RPI 51-100		RPI 101-150		RPI 150+			
16-27-0	0-0-0	0-1-0		OVERALL	0-5-0		1-9-0		15-12-0			
5-7-0	0-0-0	0-0-0		HOME	0-0-0		0-2-0		5-5-0			
7-6-0	0-0-0	0-0-0		AWAY	0-1-0		1-3-0		6-2-0			
4-14-0	0-0-0	0-1-0		NEUTRAL	0-4-0		0-4-0		4-5-0			
<hr/>												
3-19-0	0-0-0	0-1-0		NON-CONFERENCE	0-5-0		1-9-0		2-4-0			
2-2-0	0-0-0	0-0-0		HOME	0-0-0		0-2-0		2-0-0			
1-4-0	0-0-0	0-0-		AWAY	0-1-0		1-3-0		0-0-0			
0-13-0	0-0-0	0-1-0		NEUTRAL	0-4-0		0-4-0		0-4-0			
<hr/>												
13-8-0	0-0-0	0-0-0		CONFERENCE	0-0-0		0-0-0		13-8-0			
3-5-0	0-0-0	0-0-0		HOME	0-0-0		0-0-0		3-5-0			
6-2-0	0-0-0	0-0-0		AWAY	0-0-0		0-0-0		6-2-0			
4-1-0	0-0-0	0-0-0		NEUTRAL	0-0-0		0-0-0		4-1-0			
<hr/>												
RPI	S	Opponent	Score	RPI	S	Opponent	Score	RPI	S	Opponent	Score	
				43	N	UAB	3 11	52	N	Southern Ill.	1 9	
								80	N	Troy	4 6	
								81	A	Jacksonville St.	0 1	
								94	N	Kennesaw St.	0 11	
								100	N	Western Ill.	0 9	
										105	A Memphis	0 2
										105	A Memphis	0 5
										113	N Middle Tenn.	3 5
										114	N Louisiana Tech	5 6
										131	N Nicholls St.	0 5
										141	H Mercer	2 6
										141	H Mercer	1 5
										144	N Valparaiso	0 5
										148	A Bethune-Cookman	6 5
										148	A Bethune-Cookman	1 9
										164	N Tennessee Tech	0 7
										190	N Samford	2 5
										191	N Gardner-Webb	0 10
										214	A Mississippi Val.	6 13
										214	H Mississippi Val.	1 7
										214	H Mississippi Val.	4 7
										214	H Mississippi Val.	1 3
										214	H Mississippi Val.	0 8
										251	N Tennessee St.	1 4
										262	A Alcorn St.	6 2
										262	A Alcorn St.	2 3
										262	A Alcorn St.	4 2
										263	A Southern U.	8 4
										263	H Southern U.	5 4
										263	N Southern U.	2 1
										275	N Texas Southern	5 6
										278	H Jackson St.	4 5
<hr/>												
LAST 10 GAMES												
				214	H	Mississippi Val.	0 8	262	A	Alcorn St.	4 2	
				263	H	Southern U.	5 4	262	A	Alcorn St.	2 3	
				214	A	Mississippi Val.	6 13	289	A	Alabama A&M	7 0	
				263	A	Southern U.	8 4	289	A	Alabama A&M	3 2	
				262	A	Alcorn St.	6 2	289	A	Alabama A&M	3 2	

Non-Div. I Games:

Alabama St.

RPI	S	Opponent	Score	
278	H	Jackson St.	7	1
278	H	Jackson St.	3	2
280	H	Savannah St.	9	3
280	H	Savannah St.	8	0
283	N	Grambling	3	2
287	N	Prairie View	12	3
288	N	Ark.-Pine Bluff	4	0
289	A	Alabama A&M	3	2
289	A	Alabama A&M	3	2
289	A	Alabama A&M	7	0

Alabama St.

Average RPI Win:	176	WON-LOST RECORD	WINNING PCT. RANK	LAST 10 GAMES	STRENGTH OF SCHEDULE	OPP. STRENGTH OF SCHEDULE	TEAM RPI	ADJ RPI	CONF. RPI	ADJ CONF. RPI	
DIV. I ONLY		8-44-0	.15385 281	1-7-0	152	159	260	.39575 256	11	11	
DIV. I NON-CONF.		5-27-0	.15625 272	1-1-0	205	203	268	.38224 268	13	13	
<hr/>											
TOTALS	RPI 1-25	RPI 26-50		W-L RECORDS	RPI 51-100		RPI 101-150		RPI 150+		
8-44-0	0-1-0	0-2-0		OVERALL	2-14-0		1-13-0		5-14-0		
4-17-0	0-0-0	0-2-0		HOME	1-7-0		0-5-0		3-3-0		
3-19-0	0-1-0	0-0-0		AWAY	1-6-0		1-5-0		1-7-0		
1-8-0	0-0-0	0-0-0		NEUTRAL	0-1-0		0-3-0		1-4-0		
<hr/>											
5-27-0	0-1-0	0-0-0		NON-CONFERENCE	1-7-0		0-8-0		4-11-0		
3-8-0	0-0-0	0-0-0		HOME	1-3-0		0-3-0		2-2-0		
1-11-0	0-1-0	0-0-		AWAY	0-3-0		0-2-0		1-5-0		
1-8-0	0-0-0	0-0-0		NEUTRAL	0-1-0		0-3-0		1-4-0		
<hr/>											
3-17-0	0-0-0	0-2-0		CONFERENCE	1-7-0		1-5-0		1-3-0		
1-9-0	0-0-0	0-2-0		HOME	0-4-0		0-2-0		1-1-0		
2-8-0	0-0-0	0-0-0		AWAY	1-3-0		1-3-0		0-2-0		
0-0-0	0-0-0	0-0-0		NEUTRAL	0-0-0		0-0-0		0-0-0		
<hr/>											
RPI S	Opponent	Score	RPI S	Opponent	Score	RPI S	Opponent	Score	RPI S	Opponent	Score
9	A Georgia	0 10	36	H Lipscomb	1 20	63	H S.C. Upstate	2 7	105	A Memphis	4 12
			36	H Lipscomb	0 8	63	H S.C. Upstate	0 2	105	A Memphis	0 7
						68	H Chattanooga	0 6	108	H Fla. Gulf Coast	4 11
						68	H Chattanooga	4 3	108	H Fla. Gulf Coast	1 2
						75	H UTEP	2 15	113	N Middle Tenn.	4 6
						75	H UTEP	0 9	116	H Southern Miss.	0 5
						78	A UT Martin	1 2	120	H Western Ky.	0 11
						78	A UT Martin	0 8	120	H Western Ky.	1 8
						79	H Stetson	1 7	131	N Nicholls St.	5 9
						79	H Stetson	4 6	131	N Nicholls St.	1 9
						86	N Elon	6 14	133	A North Florida	0 2
						94	A Kennesaw St.	5 7	133	A North Florida	5 8
						94	A Kennesaw St.	0 2	141	A Mercer	0 10
						98	A South Ala.	2 15	141	A Mercer	3 1
						99	A Jacksonville	3 1	155	A Campbell	2 4
						99	A Jacksonville	3 4	155	A Campbell	0 2
									164	A Tennessee Tech	0 10
									164	A Tennessee Tech	0 5
									186	N Northwestern St.	1 3
									193	H East Tenn. St.	5 0
									193	H East Tenn. St.	2 11
									194	N Indiana	0 9
									197	N Minnesota	0 2
									205	N Central Ark.	3 1
									215	A Evansville	6 5
									215	A Evansville	1 9
									240	H Murray St.	2 10
							</				

Non-Div. I Games:	Cumberland (TN)	4	1	Cumberland (TN)	8	7
--------------------------	------------------------	----------	----------	------------------------	----------	----------

Belmont

RPI	S	Opponent	Score	
240	H	Murray St.	9	6
245	H	Austin Peay	7	6
245	H	Austin Peay	2	7
251	A	Tennessee St.	4	8
251	A	Tennessee St.	7	8
278	N	Jackson St.	8	9

Belmont

B
e
l
m
o
n
t

B
e
l
m
o
n
t

Average RPI Win: 238		WON-LOST	WINNING	LAST 10	STRENGTH OF	OPP. STRENGTH	TEAM	ADJ	CONF.	ADJ CONF.					
Average RPI Loss: 168		RECORD	PCT. RANK	GAMES	SCHEDULE	OF SCHEDULE	RPI	RPI	RPI	RPI					
DIV. I ONLY		16-37-0	.30189	249	2-8-0	249	251	258	.39545	257	26	26			
DIV. I NON-CONF.		8-21-0	.27586	234	2-0-0	216	240	249	.41393	244	25	24			
<hr/>															
TOTALS		RPI 1-25	RPI 26-50		W-L RECORDS		RPI 51-100		RPI 101-150		RPI 150+				
16-37-0		0-0-0	0-3-0		OVERALL		0-5-0		1-8-0		15-21-0				
4-9-0		0-0-0	0-0-0		HOME		0-3-0		0-3-0		4-3-0				
9-16-0		0-0-0	0-0-0		AWAY		0-1-0		1-3-0		8-12-0				
3-12-0		0-0-0	0-3-0		NEUTRAL		0-1-0		0-2-0		3-6-0				
8-21-0		0-0-0	0-3-0		NON-CONFERENCE		0-2-0		1-5-0		7-11-0				
0-1-0		0-0-0	0-0-0		HOME		0-0-0		0-0-0		0-1-0				
6-8-0		0-0-0	0-0-		AWAY		0-1-0		1-3-0		5-4-0				
2-12-0		0-0-0	0-3-0		NEUTRAL		0-1-0		0-2-0		2-6-0				
8-16-0		0-0-0	0-0-0		CONFERENCE		0-3-0		0-3-0		8-10-0				
4-8-0		0-0-0	0-0-0		HOME		0-3-0		0-3-0		4-2-0				
3-8-0		0-0-0	0-0-0		AWAY		0-0-0		0-0-0		3-8-0				
1-0-0		0-0-0	0-0-0		NEUTRAL		0-0-0		0-0-0		1-0-0				
RPI	S	Opponent	Score	RPI	S	Opponent	Score	RPI	S	Opponent	Score	RPI	S	Opponent	Score
				36	N	Lipscomb	0 8	78	N	UT Martin	0 7	121	A	Central Mich.	3 6
				36	N	Lipscomb	4 10	97	A	Ga. Southern	0 8	121	A	Central Mich.	4 2
				36	N	Lipscomb	0 20	100	H	Western Ill.	0 8	134	N	Miami (OH)	1 2
								100	H	Western Ill.	0 2	139	N	Pittsburgh	2 4
								100	H	Western Ill.	2 5	142	H	North Dakota St.	0 3
												142	H	North Dakota St.	0 4
												142	H	North Dakota St.	0 6
												149	A	Michigan St.	0 4
												149	A	Michigan St.	4 5
												152	N	Binghamton	4 5
												152	N	Binghamton	4 2
												162	A	Furman	5 6
												162	A	Furman	1 0
												164	N	Tennessee Tech	2 4
												182	A	Coastal Caro.	2 3
												199	H	Eastern Mich.	3 5
												203	A	IPFW	1 8
												203	A	IPFW	1 4
												203	N	IPFW	6 5
												208	N	Buffalo	5 6
												210	A	UMKC	0 2
												210	A	UMKC	0 9
												210	A	UMKC	2 7
												213	N	Sacred Heart	2 3
												213	N	Sacred Heart	1 12
												219	A	Presbyterian	2 3
												219	A	Presbyterian	0 8
LAST 10 GAMES															
				203	A	IPFW	1 4	277	A	Detroit	5 0				
				203	A	IPFW	1 8	277	A	Detroit	6 2				
				210	A	UMKC	0 2	100	H	Western Ill.	0 2				
				210	A	UMKC	0 9	100	H	Western Ill.	0 8				
				210	A	UMKC	2 7	100	H	Western Ill.	2 5				

Non-Div. I Games: Georgetown (KY) 5 1

Oakland

RPI	S	Opponent	Score
239	H	South Dakota St.	1 3
239	H	South Dakota St.	9 1
239	H	South Dakota St.	9 7
246	N	Central Conn. St.	2 3
253	H	IUPUI	3 1
253	H	IUPUI	4 2
253	H	IUPUI	1 6
264	A	Centenary (LA)	1 8
264	A	Centenary (LA)	8 1
264	A	Centenary (LA)	4 5
266	N	Houston Baptist	2 1
267	A	Southern Utah	13 3
267	A	Southern Utah	3 5
267	A	Southern Utah	11 8
277	A	Detroit	6 2
277	A	Detroit	5 0
285	A	South Carolina St.	8 2
285	A	South Carolina St.	12 7

Oakland

Average RPI Win: 252		WON-LOST RECORD		WINNING PCT. RANK		LAST 10 GAMES		STRENGTH OF SCHEDULE		OPP. STRENGTH OF SCHEDULE		TEAM RPI		ADJ RPI		CONF. RPI		ADJ CONF. RPI	
DIV. I ONLY		14-31-1		.31522 241		3-5-0		254		185		249		.3951 258		28		28	
DIV. I NON-CONF.		2-21-1		.10417 281		0-0-0		102		25		238		.4196 240		23		23	
TOTALS		RPI 1-25		RPI 26-50		W-L RECORDS		RPI 51-100		RPI 101-150		RPI 150+							
14-31-1		0-7-0		0-3-0		OVERALL		0-2-0		0-4-0		14-15-1							
6-5-1		0-0-0		0-0-0		HOME		0-0-0		0-1-0		6-4-1							
7-16-0		0-5-0		0-0-0		AWAY		0-2-0		0-0-0		7-9-0							
1-10-0		0-2-0		0-3-0		NEUTRAL		0-0-0		0-3-0		1-2-0							
2-21-1		0-7-0		0-3-0		NON-CONFERENCE		0-2-0		0-4-0		2-5-1							
1-2-1		0-0-0		0-0-0		HOME		0-0-0		0-1-0		1-1-1							
1-10-0		0-5-0		0-0-		AWAY		0-2-0		0-0-0		1-3-0							
0-9-0		0-2-0		0-3-0		NEUTRAL		0-0-0		0-3-0		0-1-0							
12-10-0		0-0-0		0-0-0		CONFERENCE		0-0-0		0-0-0		12-10-0							
5-3-0		0-0-0		0-0-0		HOME		0-0-0		0-0-0		5-3-0							
6-6-0		0-0-0		0-0-0		AWAY		0-0-0		0-0-0		6-6-0							
1-1-0		0-0-0		0-0-0		NEUTRAL		0-0-0		0-0-0		1-1-0							
RPI S	Opponent	Score		RPI S	Opponent	Score		RPI S	Opponent	Score		RPI S	Opponent	Score					
2 A	Washington	1	5	31 N	BYU	2	3	58 A	Oregon St.	3	5	102 N	San Jose St.	3	7				
2 A	Washington	3	8	34 N	East Carolina	0	2	58 A	Oregon St.	0	6	123 N	Utah	1	9				
2 N	Washington	2	11	34 N	East Carolina	0	9					134 H	Miami (OH)	0	1				
2 N	Washington	0	12									134 N	Miami (OH)	0	2				
11 A	Hawaii	1	9									163 A	Portland St.	3	6				
21 A	Oregon	0	4									163 A	Portland St.	3	7				
21 A	Oregon	3	5									163 A	Portland St.	0	1				
												163 A	Portland St.	1	4				
												163 N	Portland St.	6	4				
												181 N	Utah St.	3	4				
												189 A	New Mexico	8	9				
												189 A	New Mexico	1	6				
												189 A	New Mexico	9	3				
												189 A	New Mexico	0	9				
												235 H	Northern Colo.	10	5				
												235 H	Northern Colo.	5	7				
												235 H	Northern Colo.	5	1				
												235 H	Northern Colo.	6	4				
												235 N	Northern Colo.	7	8				
												260 A	Utah Valley	6	7				
												260 A	Utah Valley	4	12				
												260 A	Utah Valley	11	1				
												260 A	Utah Valley	6	5				
												273 H	South Dakota	1	2				
												273 H	South Dakota	7	5				
												273 H	South Dakota	0	0				
												274 H	Idaho St.	4	5				

Non-Div. I Games:

Simon Fraser

4

10

Simon Fraser

7

1

Simon Fraser

5

2

Seattle

RPI	S	Opponent	Score	
274	H	Idaho St.	13	3
274	H	Idaho St.	11	9
274	H	Idaho St.	7	8
282	A	Weber St.	10	3
282	A	Weber St.	5	1
282	A	Weber St.	6	2
282	A	Weber St.	10	8

S
e
a
t
t
l
e

S
e
a
t
t
l
e

Seattle

Average RPI Win:		240	WON-LOST RECORD		WINNING PCT. RANK	LAST 10 GAMES		STRENGTH OF SCHEDULE		OPP. STRENGTH OF SCHEDULE	TEAM RPI	ADJ RPI	CONF. RPI	ADJ CONF. RPI
Average RPI Loss:		128	7-42-0		.14286 282	2-8-0		154		183	263	.39449 259	18	17
DIV. I ONLY			5-21-0		.19231 262	2-2-0		200		214	260	.39683 258	19	19
DIV. I NON-CONF.														
TOTALS		RPI 1-25	RPI 26-50		W-L RECORDS		RPI 51-100		RPI 101-150		RPI 150+			
7-42-0		0-3-0	0-1-0		OVERALL		0-15-0		1-6-0		6-17-0			
5-11-0		0-0-0	0-0-0		HOME		0-3-0		0-0-0		5-8-0			
1-22-0		0-3-0	0-0-0		AWAY		0-10-0		1-5-0		0-4-0			
1-9-0		0-0-0	0-1-0		NEUTRAL		0-2-0		0-1-0		1-5-0			
5-21-0		0-3-0	0-1-0		NON-CONFERENCE		0-6-0		0-1-0		5-10-0			
4-1-0		0-0-0	0-0-0		HOME		0-0-0		0-0-0		4-1-0			
0-11-0		0-3-0	0-0-		AWAY		0-4-0		0-0-0		0-4-0			
1-9-0		0-0-0	0-1-0		NEUTRAL		0-2-0		0-1-0		1-5-0			
2-21-0		0-0-0	0-0-0		CONFERENCE		0-9-0		1-5-0		1-7-0			
1-10-0		0-0-0	0-0-0		HOME		0-3-0		0-0-0		1-7-0			
1-11-0		0-0-0	0-0-0		AWAY		0-6-0		1-5-0		0-0-0			
0-0-0		0-0-0	0-0-0		NEUTRAL		0-0-0		0-0-0		0-0-0			
RPI S	Opponent	Score	RPI S	Opponent	Score	RPI S	Opponent	Score	RPI S	Opponent	Score	RPI S	Opponent	Score
9 A	Georgia	0 18	37 N	Kentucky	0 5	63 A	S.C. Upstate	1 2	111 N	Winthrop	1 8			
12 A	Tennessee	0 11				63 A	S.C. Upstate	3 9	127 A	UNC Greensboro	1 17			
12 A	Tennessee	0 14				65 A	Georgia St.	0 5	127 A	UNC Greensboro	1 15			
						65 A	Georgia St.	1 8	127 A	UNC Greensboro	4 1			
						68 A	Chattanooga	5 7	129 A	Appalachian St.	0 7			
						68 A	Chattanooga	2 3	129 A	Appalachian St.	5 6			
						68 A	Chattanooga	0 2	129 A	Appalachian St.	2 10			
						71 N	Virginia Tech	3 14	162 H	Furman	7 8			
						86 H	Elon	2 18	162 H	Furman	2 5			
						86 H	Elon	1 13	164 N	Tennessee Tech	0 11			
						86 H	Elon	0 15	190 H	Samford	4 10			
						94 N	Kennesaw St.	1 10	190 H	Samford	1 9			
						97 A	Ga. Southern	3 4	190 H	Samford	0 9			
						97 A	Ga. Southern	1 2	193 A	East Tenn. St.	0 8			
						97 A	Ga. Southern	2 7	193 A	East Tenn. St.	1 5			
									196 N	Bowling Green	5 10			
									202 H	Col. of Charleston	7 1			
									202 H	Col. of Charleston	3 17			
									202 H	Col. of Charleston	2 7			
									211 N	Rhode Island	2 5			
									217 N	Dartmouth	0 4			
									219 H	Presbyterian	0 9			
									219 H	Presbyterian	7 5			
									221 A	N.C. A&T	6 7			
									221 A	N.C. A&T	2 3			
									232 N	Delaware St.	5 9			
									281 H	Winston-Salem	8 2			
Non-Div. I Games:		Brevard	7 3	Barton		2 0	Brevard		1 2	Mars Hill		11 2	Western Caro.	

RPI	S	Opponent	Score	
281	H	Winston-Salem	11	7
285	N	South Carolina St.	10	0
286	H	N.C. Central	11	4

Western Caro.

W
e
s
t
e
r
n
C
a
r
o
.

W
e
s
t
e
r
n
C
a
r
o
.

Average RPI Win:	239	WON-LOST RECORD	WINNING PCT. RANK	LAST 10 GAMES	STRENGTH OF SCHEDULE	OPP. STRENGTH OF SCHEDULE	TEAM RPI	ADJ RPI	CONF. RPI	ADJ CONF. RPI		
DIV. I ONLY		26-31-0	.45614	171	3-7-0	281	253	254	.3874	260	28	28
DIV. I NON-CONF.		11-19-0	.36667	207	1-5-0	261	237	248	.40106	257	23	23
<hr/>												
TOTALS	RPI 1-25	RPI 26-50		W-L RECORDS		RPI 51-100		RPI 101-150		RPI 150+		
26-31-0	0-0-0	0-2-0		OVERALL		0-1-0		0-8-0		26-20-0		
9-8-0	0-0-0	0-1-0		HOME		0-0-0		0-2-0		9-5-0		
7-12-0	0-0-0	0-1-0		AWAY		0-1-0		0-3-0		7-7-0		
10-11-0	0-0-0	0-0-0		NEUTRAL		0-0-0		0-3-0		10-8-0		
<hr/>												
11-19-0	0-0-0	0-2-0		NON-CONFERENCE		0-1-0		0-6-0		11-10-0		
2-3-0	0-0-0	0-1-0		HOME		0-0-0		0-2-0		2-0-0		
0-5-0	0-0-0	0-0-		AWAY		0-1-0		0-1-0		0-2-0		
9-11-0	0-0-0	0-0-0		NEUTRAL		0-0-0		0-3-0		9-8-0		
<hr/>												
15-12-0	0-0-0	0-0-0		CONFERENCE		0-0-0		0-2-0		15-10-0		
7-5-0	0-0-0	0-0-0		HOME		0-0-0		0-0-0		7-5-0		
7-7-0	0-0-0	0-0-0		AWAY		0-0-0		0-2-0		7-5-0		
1-0-0	0-0-0	0-0-0		NEUTRAL		0-0-0		0-0-0		1-0-0		
<hr/>												
RPI	S	Opponent	Score	RPI	S	Opponent	Score	RPI	S	Opponent	Score	
				31	A	BYU	0 11					
				31	H	BYU	3 12					

Non-Div. I Games: Col. of Idaho 16 3 Col. of Idaho 9 0

Utah Valley

RPI	S	Opponent	Score	
235	A	Northern Colo.	0	9
235	A	Northern Colo.	0	7
239	N	South Dakota St.	5	6
258	H	Seattle	7	6
258	H	Seattle	12	4
258	H	Seattle	5	6
258	H	Seattle	1	11
266	N	Houston Baptist	4	3
266	N	Houston Baptist	4	1
266	N	Houston Baptist	5	2
268	N	North Dakota	1	3
268	N	North Dakota	9	1
268	N	North Dakota	2	6
268	N	North Dakota	3	7
268	N	North Dakota	2	4
273	N	South Dakota	1	3
273	N	South Dakota	9	1
273	N	South Dakota	7	6
274	A	Idaho St.	11	1
274	A	Idaho St.	7	6
274	A	Idaho St.	8	7
274	A	Idaho St.	5	2
274	N	Idaho St.	10	4
282	H	Weber St.	10	1
282	H	Weber St.	14	1
282	H	Weber St.	10	2
282	H	Weber St.	6	8

Utah Valley

U
t
a
h
V
a
l
l
e
y

U
t
a
h
V
a
l
l
e
y

Average RPI Win: 234		WON-LOST	WINNING	LAST 10	STRENGTH OF		OPP. STRENGTH	TEAM	ADJ		CONF.	ADJ CONF.
Average RPI Loss: 186		RECORD	PCT. RANK	GAMES	SCHEDULE		OF SCHEDULE	RPI	RPI		RPI	RPI
DIV. I ONLY		13-32-0	.28889	253	2-8-0		263	238	268		.38643	261
DIV. I NON-CONF.		6-21-0	.22222	249	0-2-0		277	235	278		.36433	276
TOTALS		RPI 1-25	RPI 26-50		W-L RECORDS		RPI 51-100		RPI 101-150		RPI 150+	
13-32-0		0-0-0	0-2-0		OVERALL		0-1-0		1-5-0		12-24-0	
3-9-0		0-0-0	0-2-0		HOME		0-0-0		0-2-0		3-5-0	
6-11-0		0-0-0	0-0-0		AWAY		0-1-0		1-1-0		5-9-0	
4-12-0		0-0-0	0-0-0		NEUTRAL		0-0-0		0-2-0		4-10-0	
6-21-0		0-0-0	0-0-0		NON-CONFERENCE		0-1-0		0-2-0		6-18-0	
1-3-0		0-0-0	0-0-0		HOME		0-0-0		0-0-0		1-3-0	
1-6-0		0-0-0	0-0-		AWAY		0-1-0		0-0-0		1-5-0	
4-12-0		0-0-0	0-0-0		NEUTRAL		0-0-0		0-2-0		4-10-0	
7-11-0		0-0-0	0-2-0		CONFERENCE		0-0-0		1-3-0		6-6-0	
2-6-0		0-0-0	0-2-0		HOME		0-0-0		0-2-0		2-2-0	
5-5-0		0-0-0	0-0-0		AWAY		0-0-0		1-1-0		4-4-0	
0-0-0		0-0-0	0-0-0		NEUTRAL		0-0-0		0-0-0		0-0-0	
RPI S	Opponent	Score	RPI S	Opponent	Score	RPI S	Opponent	Score	RPI S	Opponent	Score	
			47 H	Long Island	1 9	88 A	South Fla.	0 10	117 N	James Madison	6 8	
			47 H	Long Island	6 7				117 N	James Madison	0 3	
									135 A	Monmouth	3 4	
									135 A	Monmouth	1 0	
									147 H	Robert Morris	7 8	
									147 H	Robert Morris	1 5	
									158 N	Loyola (IL)	0 8	
									158 N	Loyola (IL)	1 8	
									192 A	Quinnipiac	3 4	
									192 A	Quinnipiac	1 7	
									200 N	Western Mich.	3 11	
									201 N	Bradley	1 8	
									202 A	Col. of Charleston	0 6	
									202 A	Col. of Charleston	2 9	
									204 A	Manhattan	1 2	
									204 A	Manhattan	1 0	
									204 H	Manhattan	2 3	
									204 H	Manhattan	0 8	
									206 H	Temple	4 3	
									206 H	Temple	3 6	
									207 N	Fairfield	0 5	
									218 N	Colgate	1 5	
									220 A	Mt. St. Mary's	0 6	
									220 A	Mt. St. Mary's	8 4	
									224 N	Akron	3 4	
									224 N	Akron	1 6	
									224 N	Akron	1 6	
LAST 10 GAMES												
			204 H	Manhattan	0 8		242 H	St. Francis (PA)	6 7			
			204 H	Manhattan	2 3		192 A	Quinnipiac	1 7			
			147 H	Robert Morris	1 5		192 A	Quinnipiac	3 4			
			147 H	Robert Morris	7 8		254 A	Fairleigh Dickinson	5 4			
			242 H	St. Francis (PA)	1 2		254 A	Fairleigh Dickinson	10 9			

Non-Div. I Games:

Wagner

RPI	S	Opponent	Score	
227	N	Penn	6	5
233	N	La Salle	3	2
237	A	Lafayette	1	2
237	A	Lafayette	3	5
242	H	St. Francis (PA)	1	2
242	H	St. Francis (PA)	6	7
245	N	Austin Peay	5	4
246	A	Central Conn. St.	4	5
246	A	Central Conn. St.	3	1
249	N	Youngstown St.	5	11
254	A	Fairleigh Dickinson	5	4
254	A	Fairleigh Dickinson	10	9
271	N	Marist	11	6
272	H	Bryant	3	0
272	H	Bryant	9	3

Wagner

Average RPI Win: 268		WON-LOST	WINNING	LAST 10	STRENGTH OF		OPP. STRENGTH	TEAM	ADJ	CONF.	ADJ CONF.			
Average RPI Loss: 159		RECORD	PCT. RANK	GAMES	SCHEDULE		OF SCHEDULE	RPI	RPI	RPI	RPI			
DIV. I ONLY		18-23-0	.43902	182	5-5-0		273	274	252	.38355	262	31	31	
DIV. I NON-CONF.		1-17-0	.05556	285	0-4-0		214	107	277	.35558	279	31	31	
TOTALS		RPI 1-25	RPI 26-50		W-L RECORDS		RPI 51-100		RPI 101-150		RPI 150+			
18-23-0	0-1-0	0-1-0		OVERALL		0-5-0		0-4-0		18-12-0				
7-11-0	0-0-0	0-0-0		HOME		0-0-0		0-3-0		7-8-0				
6-9-0	0-1-0	0-0-0		AWAY		0-4-0		0-0-0		6-4-0				
5-3-0	0-0-0	0-1-0		NEUTRAL		0-1-0		0-1-0		5-0-0				
1-17-0	0-1-0	0-1-0		NON-CONFERENCE		0-5-0		0-4-0		1-6-0				
1-8-0	0-0-0	0-0-0		HOME		0-0-0		0-3-0		1-5-0				
0-6-0	0-1-0	0-0-		AWAY		0-4-0		0-0-0		0-1-0				
0-3-0	0-0-0	0-1-0		NEUTRAL		0-1-0		0-1-0		0-0-0				
17-6-0	0-0-0	0-0-0		CONFERENCE		0-0-0		0-0-0		17-6-0				
6-3-0	0-0-0	0-0-0		HOME		0-0-0		0-0-0		6-3-0				
6-3-0	0-0-0	0-0-0		AWAY		0-0-0		0-0-0		6-3-0				
5-0-0	0-0-0	0-0-0		NEUTRAL		0-0-0		0-0-0		5-0-0				
RPI	S	Opponent	Score		RPI	S	Opponent	Score		RPI	S	Opponent	Score	
1	A	Alabama	0	9	43	N	UAB	1	10	62	A	Mississippi	0	9
										114	N	Louisiana Tech	0	3
										62	A	Mississippi	1	9
										62	A	Mississippi	0	8
										116	H	Southern Miss.	1	8
										62	A	Mississippi	0	8
										116	H	Southern Miss.	1	4
										131	H	Nicholls St.	1	2
										186	H	Northwestern St.	1	2
										186	H	Northwestern St.	2	6
										205	H	Central Ark.	4	8
										205	H	Central Ark.	3	0
										214	A	Mississippi Val.	2	6
										214	A	Mississippi Val.	7	4
										214	A	Mississippi Val.	6	3
										214	A	Mississippi Val.	3	5
										214	A	Mississippi Val.	4	12
										238	A	Southeastern La.	6	10
										238	H	Southeastern La.	1	7
										238	H	Southeastern La.	7	8
										255	H	Alabama St.	3	2
										255	H	Alabama St.	2	6
										255	H	Alabama St.	2	4
										263	H	Southern U.	9	0
										275	H	Texas Southern	13	6
										275	N	Texas Southern	3	2
										278	A	Jackson St.	3	1
										278	A	Jackson St.	5	0
										278	A	Jackson St.	2	4
										278	N	Jackson St.	6	3
										283	A	Grambling	2	1
										283	H	Grambling	4	5
LAST 10 GAMES														
					43	N	UAB	1	10	283	N	Grambling	11	2
					1	A	Alabama	0	9	283	N	Grambling	13	1
					62	A	Mississippi	0	8	278	N	Jackson St.	6	3
					62	A	Mississippi	0	8	275	N	Texas Southern	3	2
					214	A	Mississippi Val.	6	3	283	H	Grambling	4	5
Non-Div. I Games:		Ark.-Monticello	0	3	Emory	6	1	Houston-Victoria	3	6	Ark.-Monticello	3	11	
		Kentucky St.	8	0	Emory	1	2	Oklahoma City	2	0	Mississippi Col.	8	13	

Alcorn St.

Non-Div. I Games:

Kentucky St.

14

1

LSU-Alexandria

10

7

Through Games Of Tuesday, June 10

Mississippi Col.

2

0

RPI	S	Opponent	Score	
283	N	Grambling	13	1
283	N	Grambling	11	2
287	A	Prairie View	9	0
288	N	Ark.-Pine Bluff	8	7
289	H	Alabama A&M	9	1
289	H	Alabama A&M	12	3
289	H	Alabama A&M	4	0

Alcorn St.

A
l
c
o
r
n
S
t
.

A
l
c
o
r
n
S
t
.

Average RPI Win:		259	WON-LOST RECORD		WINNING PCT. RANK	LAST 10 GAMES		STRENGTH OF SCHEDULE		OPP. STRENGTH OF SCHEDULE	TEAM RPI	ADJ RPI	CONF. RPI	ADJ CONF. RPI
Average RPI Loss:		147	16-26-0		.38095 212	8-2-0		268		270	259	.37964 263	31	31
DIV. I ONLY			3-19-0		.13636 277	1-0-0		151		85	255	.40214 256	31	31
DIV. I NON-CONF.														
TOTALS		RPI 1-25	RPI 26-50		W-L RECORDS		RPI 51-100		RPI 101-150		RPI 150+			
16-26-0		0-1-0	0-5-0		OVERALL		1-5-0		0-5-0		15-10-0			
8-6-0		0-0-0	0-0-0		HOME		0-2-0		0-2-0		8-2-0			
6-13-0		0-1-0	0-3-0		AWAY		1-1-0		0-2-0		5-6-0			
2-7-0		0-0-0	0-2-0		NEUTRAL		0-2-0		0-1-0		2-2-0			
3-19-0		0-1-0	0-5-0		NON-CONFERENCE		1-5-0		0-5-0		2-3-0			
1-5-0		0-0-0	0-0-0		HOME		0-2-0		0-2-0		1-1-0			
2-8-0		0-1-0	0-0-		AWAY		1-1-0		0-2-0		1-1-0			
0-6-0		0-0-0	0-2-0		NEUTRAL		0-2-0		0-1-0		0-1-0			
13-7-0		0-0-0	0-0-0		CONFERENCE		0-0-0		0-0-0		13-7-0			
7-1-0		0-0-0	0-0-0		HOME		0-0-0		0-0-0		7-1-0			
4-5-0		0-0-0	0-0-0		AWAY		0-0-0		0-0-0		4-5-0			
2-1-0		0-0-0	0-0-0		NEUTRAL		0-0-0		0-0-0		2-1-0			
RPI S	Opponent	Score	RPI S	Opponent	Score	RPI S	Opponent	Score	RPI S	Opponent	Score	RPI S	Opponent	Score
13 A	LSU	0 6	49 A	Mississippi St.	1 4	81 N	Jacksonville St.	0 4	112 A	A&M-Corpus Christi	0 11			
			50 A	Houston	0 8	81 N	Jacksonville St.	4 18	112 A	A&M-Corpus Christi	2 14			
			50 A	Houston	7 8	83 A	McNeese St.	0 8	116 H	Southern Miss.	1 9			
			50 N	Houston	5 11	83 A	McNeese St.	5 4	131 H	Nicholls St.	2 9			
			50 N	Houston	3 11	83 H	McNeese St.	0 3	137 N	Boston College	0 19			
						83 H	McNeese St.	0 8	186 A	Northwestern St.	4 9			
									186 H	Northwestern St.	7 3			
									214 N	Mississippi Val.	3 2			
									238 A	Southeastern La.	7 1			
									238 H	Southeastern La.	2 3			
									255 A	Alabama St.	4 5			
									255 H	Alabama St.	4 8			
									255 N	Alabama St.	1 2			
									262 A	Alcorn St.	0 9			
									264 N	Centenary (LA)	4 5			
									275 A	Texas Southern	3 4			
									275 A	Texas Southern	5 9			
									275 A	Texas Southern	7 8			
									278 A	Jackson St.	6 5			
									283 A	Grambling	9 1			
									283 A	Grambling	13 2			
									283 A	Grambling	9 2			
									287 H	Prairie View	5 2			
									287 H	Prairie View	10 0			
									287 H	Prairie View	9 7			
									288 H	Ark.-Pine Bluff	7 4			
									288 H	Ark.-Pine Bluff	9 4			

Non-Div. I Games: Louisiana Col. 5 7 Louisiana Col. 3 4

Southern U.

Southern U.

Southern U.

Southern U.

Average RPI Win:	253	WON-LOST	WINNING	LAST 10	STRENGTH OF	OPP. STRENGTH	TEAM	ADJ	CONF.	ADJ CONF.	
Average RPI Loss:	158	RECORD	PCT. RANK	GAMES	SCHEDULE	OF SCHEDULE	RPI	RPI	RPI	RPI	
DIV. I ONLY	10-34-0	.22727	271	1-9-0	235	240	270	.37903	264	26	26
DIV. I NON-CONF.	6-15-0	.28571	231	0-2-0	175	211	229	.43275	225	25	24
<hr/>											
TOTALS	RPI 1-25	RPI 26-50		W-L RECORDS		RPI 51-100		RPI 101-150		RPI 150+	
10-34-0	0-1-0	0-0-0		OVERALL		0-9-0		0-8-0		10-16-0	
5-14-0	0-0-0	0-0-0		HOME		0-6-0		0-4-0		5-4-0	
2-18-0	0-1-0	0-0-0		AWAY		0-3-0		0-3-0		2-11-0	
3-2-0	0-0-0	0-0-0		NEUTRAL		0-0-0		0-1-0		3-1-0	
<hr/>											
6-15-0	0-1-0	0-0-0		NON-CONFERENCE		0-6-0		0-5-0		6-3-0	
2-5-0	0-0-0	0-0-0		HOME		0-3-0		0-1-0		2-1-0	
1-8-0	0-1-0	0-0-		AWAY		0-3-0		0-3-0		1-1-0	
3-2-0	0-0-0	0-0-0		NEUTRAL		0-0-0		0-1-0		3-1-0	
<hr/>											
4-19-0	0-0-0	0-0-0		CONFERENCE		0-3-0		0-3-0		4-13-0	
3-9-0	0-0-0	0-0-0		HOME		0-3-0		0-3-0		3-3-0	
1-10-0	0-0-0	0-0-0		AWAY		0-0-0		0-0-0		1-10-0	
0-0-0	0-0-0	0-0-0		NEUTRAL		0-0-0		0-0-0		0-0-0	
<hr/>											
RPI	S	Opponent	Score	RPI	S	Opponent	Score	RPI	S	Opponent	Score
14	A	Texas	0 6					57	H	North Texas	0 5
								57	H	North Texas	2 5
								62	A	Mississippi	2 5
								62	A	Mississippi	3 8
								96	A	Stephen F. Austin	3 4
								96	H	Stephen F. Austin	2 7
								100	H	Western Ill.	0 2
								100	H	Western Ill.	1 2
								100	H	Western Ill.	0 6
								112	A	A&M-Corpus Christi	1 11
								114	A	Louisiana Tech	1 9
								114	H	Louisiana Tech	1 4
								115	A	La.-Monroe	3 4
								137	N	Boston College	2 10
								142	H	North Dakota St.	3 11
								142	H	North Dakota St.	2 4
								142	H	North Dakota St.	2 7
								169	N	SIU Edwardsville	0 8
								186	A	Northwestern St.	1 9
								186	H	Northwestern St.	3 1
								203	A	IPFW	0 8
								203	A	IPFW	0 2
								203	A	IPFW	0 3
								205	H	Central Ark.	0 8
								210	A	UMKC	1 2
								210	A	UMKC	1 5
								239	A	South Dakota St.	4 10
								239	A	South Dakota St.	7 10
								239	A	South Dakota St.	11 12
								240	N	Murray St.	4 2
								240	N	Murray St.	11 3
								253	H	IUPUI	6 8
								253	H	IUPUI	11 7
								253	H	IUPUI	1 4
								257	H	Oakland	8 1
								257	H	Oakland	5 4
LAST 10 GAMES				LAST 10 GAMES				LAST 10 GAMES			
								239	A	South Dakota St.	11 12
								210	A	UMKC	1 5
								210	A	UMKC	1 2
								186	A	Northwestern St.	1 9
								205	H	Central Ark.	0 8

Non-Div. I Games:

Centenary (LA)

RPI	S	Opponent	Score	
257	H	Oakland	1	8
263	N	Southern U.	5	4
267	A	Southern Utah	9	8
267	A	Southern Utah	3	12
267	A	Southern Utah	6	14
283	A	Grambling	10	1
283	H	Grambling	11	3

Centenary (LA)

C
e
n
t
e
n
a
r
y
(
L
A
)

C
e
n
t
e
n
a
r
y
(
L
A
)

Average RPI Win: 247		WON-LOST	WINNING	LAST 10	STRENGTH OF		OPP. STRENGTH	TEAM	ADJ	CONF.	ADJ CONF.
Average RPI Loss: 183		RECORD	PCT. RANK	GAMES	SCHEDULE		OF SCHEDULE	RPI	RPI	RPI	RPI
DIV. I ONLY		15-32-0	.31915	240	4-6-0		266	254	265	.37763	265
DIV. I NON-CONF.		11-16-0	.40741	187	2-0-0		269	263	244	.40706	250
TOTALS		RPI 1-25	RPI 26-50		W-L RECORDS		RPI 51-100		RPI 101-150		RPI 150+
15-32-0	0-0-0	0-3-0		OVERALL		0-5-0		0-0-0		15-24-0	
8-9-0	0-0-0	0-0-0		HOME		0-0-0		0-0-0		8-9-0	
3-13-0	0-0-0	0-2-0		AWAY		0-4-0		0-0-0		3-7-0	
4-10-0	0-0-0	0-1-0		NEUTRAL		0-1-0		0-0-0		4-8-0	
11-16-0	0-0-0	0-3-0		NON-CONFERENCE		0-1-0		0-0-0		11-12-0	
4-3-0	0-0-0	0-0-0		HOME		0-0-0		0-0-0		4-3-0	
3-3-0	0-0-0	0-0-		AWAY		0-0-0		0-0-0		3-1-0	
4-10-0	0-0-0	0-1-0		NEUTRAL		0-1-0		0-0-0		4-8-0	
4-16-0	0-0-0	0-0-0		CONFERENCE		0-4-0		0-0-0		4-12-0	
4-6-0	0-0-0	0-0-0		HOME		0-0-0		0-0-0		4-6-0	
0-10-0	0-0-0	0-0-0		AWAY		0-4-0		0-0-0		0-6-0	
0-0-0	0-0-0	0-0-0		NEUTRAL		0-0-0		0-0-0		0-0-0	
RPI S	Opponent	Score	RPI S	Opponent	Score	RPI S	Opponent	Score	RPI S	Opponent	Score
			32 A	Virginia	3 9	82 A	Cornell	1 4	167 A	Harvard	1 2
			32 A	Virginia	0 8	82 A	Cornell	0 10	167 A	Harvard	0 3
			46 N	Maryland	1 9	82 A	Cornell	5 18	174 H	Iona	1 9
						82 A	Cornell	1 4	174 H	Iona	5 4
						91 N	Cleveland St.	3 4	188 N	Green Bay	1 0
									198 N	Florida A&M	0 1
									204 H	Manhattan	5 8
									204 N	Manhattan	3 7
									213 N	Sacred Heart	0 7
									217 A	Dartmouth	4 6
									217 A	Dartmouth	9 14
									218 N	Colgate	2 3
									227 A	Penn	7 8
									227 A	Penn	3 4
									227 H	Penn	11 0
									227 H	Penn	9 0
									232 N	Delaware St.	7 15
									232 N	Delaware St.	8 12
									236 H	Rider	7 1
									236 H	Rider	3 4
									236 N	Rider	1 2
									236 N	Rider	0 7
									244 H	Princeton	1 2
									244 H	Princeton	2 6
									244 H	Princeton	4 6
									244 H	Princeton	6 5
									247 H	Yale	7 8
LAST 10 GAMES			227 H	Penn	11 0	279 A	St. Peter's	6 1			
			227 H	Penn	9 0	82 A	Cornell	5 18			
			227 A	Penn	7 8	82 A	Cornell	1 4			
			227 A	Penn	3 4	82 A	Cornell	1 4			
			279 A	St. Peter's	11 5	82 A	Cornell	0 10			

Non-Div. I Games:

Columbia

RPI	S	Opponent	Score	
247	H	Yale	0	6
248	H	Brown	0	3
248	H	Brown	10	5
254	A	Fairleigh Dickinson	12	8
254	A	Fairleigh Dickinson	2	5
254	N	Fairleigh Dickinson	13	4
271	H	Marist	10	2
271	H	Marist	5	2
271	N	Marist	4	3
279	A	St. Peter's	6	1
279	A	St. Peter's	11	5
279	N	St. Peter's	7	2

Columbia

Average RPI Win:	233	WON-LOST RECORD	WINNING PCT. RANK	LAST 10 GAMES	STRENGTH OF SCHEDULE	OPP. STRENGTH OF SCHEDULE	TEAM RPI	ADJ RPI	CONF. RPI	ADJ CONF. RPI				
DIV. I ONLY		14-28-0	.33333	234	2-8-0	262	268	261	.3735	266	29	29		
DIV. I NON-CONF.		11-24-0	.31429	223	2-7-0	234	267	246	.395	260	29	29		
<hr/>														
TOTALS	RPI 1-25	RPI 26-50		W-L RECORDS		RPI 51-100		RPI 101-150		RPI 150+				
14-28-0	0-0-0	0-2-0		OVERALL		1-6-0		1-8-0		12-12-0				
6-6-0	0-0-0	0-0-0		HOME		1-2-0		1-3-0		4-1-0				
3-11-0	0-0-0	0-2-0		AWAY		0-4-0		0-3-0		3-2-0				
5-11-0	0-0-0	0-0-0		NEUTRAL		0-0-0		0-2-0		5-9-0				
<hr/>														
11-24-0	0-0-0	0-2-0		NON-CONFERENCE		1-6-0		1-8-0		9-8-0				
6-6-0	0-0-0	0-0-0		HOME		1-2-0		1-3-0		4-1-0				
3-11-0	0-0-0	0-0-		AWAY		0-4-0		0-3-0		3-2-0				
2-7-0	0-0-0	0-0-0		NEUTRAL		0-0-0		0-2-0		2-5-0				
<hr/>														
3-4-0	0-0-0	0-0-0		CONFERENCE		0-0-0		0-0-0		3-4-0				
0-0-0	0-0-0	0-0-0		HOME		0-0-0		0-0-0		0-0-0				
0-0-0	0-0-0	0-0-0		AWAY		0-0-0		0-0-0		0-0-0				
3-4-0	0-0-0	0-0-0		NEUTRAL		0-0-0		0-0-0		3-4-0				
<hr/>														
RPI	S	Opponent	Score	RPI	S	Opponent	Score	RPI	S	Opponent	Score			
				44	A	Texas Tech	1 4	83	A	McNeese St.	1 6			
				44	A	Texas Tech	0 8	83	A	McNeese St.	0 3			
								83	H	McNeese St.	5 3			
								83	H	McNeese St.	0 5			
								96	A	Stephen F. Austin	0 2			
								96	A	Stephen F. Austin	2 3			
								96	H	Stephen F. Austin	1 5			
											112	A	A&M-Corpus Christi	2 6
											112	H	A&M-Corpus Christi	0 6
											112	H	A&M-Corpus Christi	8 0
											115	N	La.-Monroe	0 2
											115	N	La.-Monroe	0 8
											146	A	UTSA	0 8
											146	A	UTSA	2 5
											146	H	UTSA	1 4
											146	H	UTSA	1 3
											153	H	Sam Houston St.	1 0
											182	A	Coastal Caro.	0 17
											208	N	Buffalo	5 2
											208	N	Buffalo	3 0
											213	N	Sacred Heart	1 2
											257	N	Oakland	1 2
											260	N	Utah Valley	3 4
											260	N	Utah Valley	2 5
											260	N	Utah Valley	1 4
											268	N	North Dakota	0 6
											268	N	North Dakota	6 4
											268	N	North Dakota	4 3
											268	N	North Dakota	6 3
											273	N	South Dakota	0 1
											273	N	South Dakota	1 2
											273	N	South Dakota	5 7
											275	A	Texas Southern	5 3
											275	A	Texas Southern	6 7
<hr/>														
Non-Div. I Games:	Houston-Victoria	4	0	Houston-Victoria	2	3	Houston-Victoria	4	2	Houston-Victoria	4	5		
<hr/>														
Houston Baptist														

Houston Baptist

RPI	S	Opponent	Score	
275	H	Texas Southern	0	1
275	H	Texas Southern	3	0
287	A	Prairie View	3	0
287	A	Prairie View	18	1
287	H	Prairie View	1	0
287	H	Prairie View	9	0

Houston Baptist

H
o
u
s
t
o
n
B
a
p
t
i
s
t

H
o
u
s
t
o
n
B
a
p
t
i
s
t

Average RPI Win:		233	WON-LOST RECORD		WINNING PCT. RANK		LAST 10 GAMES		STRENGTH OF SCHEDULE		OPP. STRENGTH OF SCHEDULE		TEAM RPI		ADJ RPI		CONF. RPI		ADJ CONF. RPI							
DIV. I ONLY			10-38-0		.20833	276		1-7-0		227		194		266		.37242		267		26						
DIV. I NON-CONF.			4-20-0		.16667	268		0-2-0		177		95		254		.40261		255		25						
TOTALS		RPI 1-25		RPI 26-50		W-L RECORDS		RPI 51-100		RPI 101-150		RPI 150+														
10-38-0		0-2-0		0-5-0		OVERALL		0-6-0		1-7-0		9-18-0														
5-10-0		0-0-0		0-3-0		HOME		0-0-0		0-0-0		5-7-0														
2-19-0		0-1-0		0-0-0		AWAY		0-5-0		1-6-0		1-7-0														
3-9-0		0-1-0		0-2-0		NEUTRAL		0-1-0		0-1-0		3-4-0														
4-20-0		0-2-0		0-5-0		NON-CONFERENCE		0-3-0		0-5-0		4-5-0														
0-3-0		0-0-0		0-3-0		HOME		0-0-0		0-0-0		0-0-0														
1-8-0		0-1-0		0-0-		AWAY		0-2-0		0-4-0		1-1-0														
3-9-0		0-1-0		0-2-0		NEUTRAL		0-1-0		0-1-0		3-4-0														
6-18-0		0-0-0		0-0-0		CONFERENCE		0-3-0		1-2-0		5-13-0														
5-7-0		0-0-0		0-0-0		HOME		0-0-0		0-0-0		5-7-0														
1-11-0		0-0-0		0-0-0		AWAY		0-3-0		1-2-0		0-6-0														
0-0-0		0-0-0		0-0-0		NEUTRAL		0-0-0		0-0-0		0-0-0														
RPI	S	Opponent		Score		RPI	S	Opponent		Score		RPI	S	Opponent		Score		RPI	S	Opponent		Score				
15	N	California		0	11	28	N	San Diego St.		4	9	51	A	UNLV		0	12	123	A	Utah		0	14			
16	A	Arizona St.		0	3	31	H	BYU		1	12	51	A	UNLV		2	11	123	A	Utah		0	12			
						31	H	BYU		0	20	58	N	Oregon St.		0	11	125	N	New Mexico St.		3	11			
						31	H	BYU		0	9	100	A	Western Ill.		3	4	142	A	North Dakota St.		0	8			
						44	N	Texas Tech		1	9	100	A	Western Ill.		3	11	142	A	North Dakota St.		3	2			
												100	A	Western Ill.		4	5	142	A	North Dakota St.		0	7			
																		143	A	Nevada		2	11			
																		143	A	Nevada		1	7			
																		161	N	St. Mary's (CA)		2	7			
																		161	N	St. Mary's (CA)		3	4			
																		163	N	Portland St.		0	9			
																		165	N	Ohio		7	6			
																		168	N	Cal St. Fullerton		1	14			
																		203	A	IPFW		0	6			
																		203	A	IPFW		3	4			
																		203	A	IPFW		4	5			
																		210	H	UMKC		12	10			
																		210	H	UMKC		1	8			
																		210	H	UMKC		4	5			
																		222	A	Toledo		8	5			
																		222	A	Toledo		3	7			
						LAST 10 GAMES										239 H South Dakota St.					6	4				
						100 A Western Ill.					3	4	142 A North Dakota St.					3	2	239 H South Dakota St.					3	8
						100 A Western Ill.					4	5	142 A North Dakota St.					0	8	239 H South Dakota St.					0	10
						100 A Western Ill.					3	11	142 A North Dakota St.					0	7	253 A IUPUI					1	4
						31 H BYU					0	20	210 H UMKC					12	10	253 A IUPUI					5	6
						31 H BYU					0	9	210 H UMKC					1	8	253 A IUPUI					4	5

Non-Div. I Games: Dixie St. 4 22 Dixie St. 0 8 Dixie St. 6 7 Southern Utah


RPI	S	Opponent	Score	
257	H	Oakland	5	3
257	H	Oakland	8	11
257	H	Oakland	3	13
264	H	Centenary (LA)	12	3
264	H	Centenary (LA)	14	6
264	H	Centenary (LA)	8	9
282	N	Weber St.	9	1
282	N	Weber St.	11	3

Southern Utah

S
o
u
t
h
e
r
n
U
t
a
h

S
o
u
t
h
e
r
n
U
t
a
h

Average RPI Win:		240	WON-LOST RECORD		WINNING PCT. RANK		LAST 10 GAMES		STRENGTH OF SCHEDULE		OPP. STRENGTH OF SCHEDULE		TEAM RPI		ADJ RPI		CONF. RPI		ADJ CONF. RPI	
DIV. I ONLY			12-35-0		.25532 263		4-6-0		244		259		267		.36972 268		29		29	
DIV. I NON-CONF.			7-26-0		.21212 254		2-3-0		136		220		239		.42148 236		29		29	
TOTALS		RPI 1-25		RPI 26-50		W-L RECORDS		RPI 51-100		RPI 101-150		RPI 150+								
12-35-0		0-2-0		0-0-0		OVERALL		1-5-0		0-7-0		11-21-0								
0-2-0		0-0-0		0-0-0		HOME		0-0-0		0-0-0		0-2-0								
2-19-0		0-2-0		0-0-0		AWAY		1-3-0		0-5-0		1-9-0								
10-14-0		0-0-0		0-0-0		NEUTRAL		0-2-0		0-2-0		10-10-0								
7-26-0		0-2-0		0-0-0		NON-CONFERENCE		1-5-0		0-7-0		6-12-0								
0-0-0		0-0-0		0-0-0		HOME		0-0-0		0-0-0		0-0-0								
2-17-0		0-2-0		0-0-		AWAY		1-3-0		0-5-0		1-7-0								
5-9-0		0-0-0		0-0-0		NEUTRAL		0-2-0		0-2-0		5-5-0								
5-9-0		0-0-0		0-0-0		CONFERENCE		0-0-0		0-0-0		5-9-0								
0-2-0		0-0-0		0-0-0		HOME		0-0-0		0-0-0		0-2-0								
0-2-0		0-0-0		0-0-0		AWAY		0-0-0		0-0-0		0-2-0								
5-5-0		0-0-0		0-0-0		NEUTRAL		0-0-0		0-0-0		5-5-0								
RPI	S	Opponent		Score		RPI	S	Opponent		Score		RPI	S	Opponent		Score				
21	A	Oregon		0 12								110	A	UNI		6 13				
21	A	Oregon		1 7								53	N	Nebraska		2 10				
												53	N	Nebraska		0 10				
												58	A	Oregon St.		3 11				
												64	A	Tulsa		7 13				
												64	A	Tulsa		2 1				
												85	A	Cal St. Northridge		7 9				
												130	A	Loyola Marymount		2 3				
												130	A	Loyola Marymount		4 5				
												144	N	Valparaiso		1 9				
												156	N	Bucknell		1 9				
												156	N	Bucknell		4 7				
												170	A	Wisconsin		3 4				
												170	A	Wisconsin		2 6				
												172	N	Boise St.		1 4				
												184	A	San Diego		2 4				
												184	A	San Diego		1 11				
												188	A	Green Bay		8 1				
												188	A	Green Bay		1 9				
												188	N	Green Bay		0 5				
												210	A	UMKC		4 10				
												210	A	UMKC		2 3				
												231	N	Dayton		3 2				
												260	N	Utah Valley		4 2				
												260	N	Utah Valley		7 3				
												260	N	Utah Valley		6 2				
												260	N	Utah Valley		3 1				
												260	N	Utah Valley		1 9				
												266	N	Houston Baptist		4 6				
												266	N	Houston Baptist		6 0				
Non-Div. I Games:		Minn. St. Moorhead		10 1		Dakota Wesleyan		9 0		Minn. St. Moorhead		6 3		Dakota Wesleyan		6 0				
														North Dakota						



Page 454

Average RPI Win: 272		WON-LOST	WINNING	LAST 10	STRENGTH OF	OPP. STRENGTH	TEAM	ADJ	CONF.	ADJ CONF.		
Average RPI Loss: 202		RECORD	PCT. RANK	GAMES	SCHEDULE	OF SCHEDULE	RPI	RPI	RPI	RPI		
DIV. I ONLY		15-21-0	.41667	192	5-5-0	278	286	273	.36843	269	30	30
DIV. I NON-CONF.		1-11-0	.08333	284	0-2-0	119	264	267	.38542	264	30	30
<hr/>												
TOTALS		RPI 1-25	RPI 26-50		W-L RECORDS		RPI 51-100		RPI 101-150		RPI 150+	
15-21-0	0-0-0		0-0-0		OVERALL		0-2-0		0-1-0		15-18-0	
4-5-0	0-0-0		0-0-0		HOME		0-0-0		0-0-0		4-5-0	
9-11-0	0-0-0		0-0-0		AWAY		0-2-0		0-0-0		9-9-0	
2-5-0	0-0-0		0-0-0		NEUTRAL		0-0-0		0-1-0		2-4-0	
<hr/>												
1-11-0	0-0-0		0-0-0		NON-CONFERENCE		0-2-0		0-1-0		1-8-0	
1-2-0	0-0-0		0-0-0		HOME		0-0-0		0-0-0		1-2-0	
0-6-0	0-0-0		0-0-		AWAY		0-2-0		0-0-0		0-4-0	
0-3-0	0-0-0		0-0-0		NEUTRAL		0-0-0		0-1-0		0-2-0	
<hr/>												
14-10-0	0-0-0		0-0-0		CONFERENCE		0-0-0		0-0-0		14-10-0	
3-3-0	0-0-0		0-0-0		HOME		0-0-0		0-0-0		3-3-0	
9-5-0	0-0-0		0-0-0		AWAY		0-0-0		0-0-0		9-5-0	
2-2-0	0-0-0		0-0-0		NEUTRAL		0-0-0		0-0-0		2-2-0	
<hr/>												
RPI	S	Opponent	Score	RPI	S	Opponent	Score	RPI	S	Opponent	Score	
						89 A Towson	0 8			129 N Appalachian St.	0 10	
						89 A Towson	1 5			156 H Bucknell	1 9	
										156 H Bucknell	5 0	
										156 H Bucknell	1 9	
										166 A UMBC	0 2	
										166 A UMBC	0 4	
										220 A Mt. St. Mary's	1 3	
										220 A Mt. St. Mary's	3 6	
										221 A N.C. A&T	0 6	
										221 N N.C. A&T	0 10	
										225 A Howard	3 4	
										225 A Howard	5 10	
										225 A Howard	7 0	
										232 H Delaware St.	1 5	
										232 H Delaware St.	1 15	
										232 H Delaware St.	1 10	
										232 N Delaware St.	3 4	
										248 N Brown	1 12	
										248 N Brown	0 1	
										270 A Hampton	1 2	
										270 A Hampton	4 1	
										270 A Hampton	4 2	
										270 A Hampton	6 8	
										270 N Hampton	4 2	
										284 H Morgan St.	10 2	
						89 A Towson	0 8			284 H Morgan St.	8 0	
						89 A Towson	1 5			284 H Morgan St.	8 0	
<hr/>												
Non-Div. I Games:		Arcadia	6 2	Barton	5 3	Bowie St.	4 1	Bowie St.		3 2		
		Notre Dame (MD)	4 0	Pace	6 9	Pace	5 0	Bowie St.		Coppin St.	7 2	

RPI	S	Opponent	Score	
290	A	Md.-East. Shore	8	0
290	A	Md.-East. Shore	10	2
290	A	Md.-East. Shore	10	0
290	A	Md.-East. Shore	8	0
290	A	Md.-East. Shore	5	3
290	A	Md.-East. Shore	3	0
290	N	Md.-East. Shore	7	3

Coppin St.

C
o
p
p
i
n
s
t
.

C
o
p
p
i
n
s
t
.

RPI	S	Opponent	Score	
269	H	Coppin St.	2	4
269	N	Coppin St.	2	4
276	A	Norfolk St.	1	2
276	A	Norfolk St.	4	2
281	A	Winston-Salem	7	1
281	A	Winston-Salem	12	3
284	N	Morgan St.	18	3
284	N	Morgan St.	9	7
284	N	Morgan St.	17	9
286	H	N.C. Central	4	2
286	H	N.C. Central	1	5
290	H	Md.-East. Shore	9	1
290	H	Md.-East. Shore	7	1
290	H	Md.-East. Shore	10	9
290	N	Md.-East. Shore	13	0

Hampton

H
a
m
p
t
o
n

H
a
m
p
t
o
n

Average RPI Win: 229		WON-LOST	WINNING	LAST 10	STRENGTH OF		OPP. STRENGTH	TEAM	ADJ		CONF.	ADJ CONF.			
Average RPI Loss: 192		RECORD	PCT. RANK	GAMES	SCHEDULE		OF SCHEDULE	RPI	RPI		RPI	RPI			
DIV. I ONLY		10-35-0	.22222	272	4-6-0		223	269	272	.36747	271	27	27		
DIV. I NON-CONF.		6-23-0	.2069	258	2-0-0		193	279	262	.38249	267	27	28		
<hr/>															
TOTALS		RPI 1-25	RPI 26-50		W-L RECORDS		RPI 51-100		RPI 101-150		RPI 150+				
10-35-0		0-0-0	0-1-0		OVERALL		0-3-0		1-1-0		9-30-0				
7-7-0		0-0-0	0-0-0		HOME		0-0-0		1-1-0		6-6-0				
1-16-0		0-0-0	0-1-0		AWAY		0-0-0		0-0-0		1-15-0				
2-12-0		0-0-0	0-0-0		NEUTRAL		0-3-0		0-0-0		2-9-0				
6-23-0		0-0-0	0-1-0		NON-CONFERENCE		0-3-0		0-0-0		6-19-0				
3-3-0		0-0-0	0-0-0		HOME		0-0-0		0-0-0		3-3-0				
1-8-0		0-0-0	0-0-		AWAY		0-0-0		0-0-0		1-7-0				
2-12-0		0-0-0	0-0-0		NEUTRAL		0-3-0		0-0-0		2-9-0				
4-12-0		0-0-0	0-0-0		CONFERENCE		0-0-0		1-1-0		3-11-0				
4-4-0		0-0-0	0-0-0		HOME		0-0-0		1-1-0		3-3-0				
0-8-0		0-0-0	0-0-0		AWAY		0-0-0		0-0-0		0-8-0				
0-0-0		0-0-0	0-0-0		NEUTRAL		0-0-0		0-0-0		0-0-0				
RPI	S	Opponent	Score	RPI	S	Opponent	Score	RPI	S	Opponent	Score	RPI	S	Opponent	Score
				29	A	Hofstra	0 8	78	N	UT Martin	0 13	140	H	Canisius	0 2
								82	N	Cornell	1 10	140	H	Canisius	3 2
								91	N	Cleveland St.	1 4	152	H	Binghamton	0 9
												152	H	Binghamton	0 8
												156	N	Bucknell	0 11
												160	A	Army	6 10
												160	A	Army	3 4
												160	N	Army	1 6
												174	A	Iona	2 10
												174	A	Iona	0 5
												188	N	Green Bay	5 17
												194	H	Niagara	3 10
												194	H	Niagara	5 3
												198	N	Florida A&M	1 6
												204	H	Manhattan	1 2
												204	H	Manhattan	1 6
												207	A	Fairfield	1 9
												207	A	Fairfield	4 5
												218	N	Colgate	2 6
												218	N	Colgate	9 6
												223	A	George Mason	0 5
												223	A	George Mason	2 1
												224	N	Akron	3 6
												229	H	Hartford	5 0
												229	H	Hartford	8 4
												241	A	Siena	2 3
												241	A	Siena	2 9
												233	A	La Salle	6 11
												233	A	La Salle	4 10
<hr/>															
LAST 10 GAMES															

Non-Div. I Games:

Marist

RPI	S	Opponent	Score	
236	A	Rider	4	8
236	A	Rider	0	8
237	N	Lafayette	1	3
241	A	Siena	2	9
241	A	Siena	2	3
247	H	Yale	4	3
247	H	Yale	0	3
248	N	Brown	3	2
261	N	Wagner	6	11
265	A	Columbia	2	5
265	A	Columbia	2	10
265	N	Columbia	3	4
279	H	St. Peter's	9	1
279	H	St. Peter's	5	3

Marist

M
a
r
i
s
t

M
a
r
i
s
t

Average RPI Win: 228		WON-LOST	WINNING	LAST 10	STRENGTH OF		OPP. STRENGTH	TEAM	ADJ		CONF.	ADJ CONF.		
Average RPI Loss: 175		RECORD	PCT. RANK	GAMES	SCHEDULE		OF SCHEDULE	RPI	RPI		RPI	RPI		
DIV. I ONLY		8-37-0	.17778	279	2-8-0		243	228	275	.36731	272	24	24	
DIV. I NON-CONF.		4-21-0	.16	270	1-2-0		252	206	276	.36961	271	26	25	
TOTALS		RPI 1-25	RPI 26-50		W-L RECORDS		RPI 51-100		RPI 101-150		RPI 150+			
8-37-0		0-1-0	0-2-0		OVERALL		0-3-0		1-6-0		7-25-0			
3-16-0		0-0-0	0-2-0		HOME		0-0-0		0-3-0		3-11-0			
4-11-0		0-1-0	0-0-0		AWAY		0-1-0		1-1-0		3-8-0			
1-10-0		0-0-0	0-0-0		NEUTRAL		0-2-0		0-2-0		1-6-0			
4-21-0		0-1-0	0-0-0		NON-CONFERENCE		0-3-0		0-3-0		4-14-0			
2-7-0		0-0-0	0-0-0		HOME		0-0-0		0-1-0		2-6-0			
1-4-0		0-1-0	0-0-		AWAY		0-1-0		0-0-0		1-2-0			
1-10-0		0-0-0	0-0-0		NEUTRAL		0-2-0		0-2-0		1-6-0			
4-16-0		0-0-0	0-2-0		CONFERENCE		0-0-0		1-3-0		3-11-0			
1-9-0		0-0-0	0-2-0		HOME		0-0-0		0-2-0		1-5-0			
3-7-0		0-0-0	0-0-0		AWAY		0-0-0		1-1-0		2-6-0			
0-0-0		0-0-0	0-0-0		NEUTRAL		0-0-0		0-0-0		0-0-0			
RPI	S	Opponent	Score		RPI	S	Opponent	Score		RPI	S	Opponent	Score	
24	A	La.-Lafayette	0	16	47	H	Long Island	3	8	66	N	Syracuse	0	5
					47	H	Long Island	1	3	66	N	Syracuse	0	4
										67	A	Boston U.	0	4
										122	N	Lehigh	2	5
										132	N	Butler	4	8
										135	H	Monmouth	2	3
										135	H	Monmouth	2	5
										137	H	Boston College	0	8
										147	A	Robert Morris	4	3
										147	A	Robert Morris	1	2
										159	H	Albany (NY)	1	2
										159	H	Albany (NY)	0	8
										171	A	Providence	2	10
										178	H	Maine	0	6
										178	H	Maine	5	4
										179	H	Connecticut	0	3
										192	A	Quinnipiac	1	6
										192	A	Quinnipiac	0	1
										201	N	Bradley	4	5
										201	N	Bradley	0	8
										207	N	Fairfield	0	6
										211	H	Rhode Island	8	9
										213	A	Sacred Heart	2	4
										213	A	Sacred Heart	0	1
										216	N	Indiana St.	1	3
										220	H	Mt. St. Mary's	0	4
										220	H	Mt. St. Mary's	6	11
										227	N	Penn	2	3
										233	N	La Salle	3	5
										242	A	St. Francis (PA)	6	0
LAST 10 GAMES														
					135	H	Monmouth	2	5	248	A	Brown	1	9
					135	H	Monmouth	2	3	47	H	Long Island	3	8
					213	A	Sacred Heart	0	1	47	H	Long Island	1	3
					213	A	Sacred Heart	2	4	171	A	Providence	2	10
					243	A	Holy Cross	7	2	242	A	St. Francis (PA)	8	5

Non-Div. I Games:

Bryant

RPI	S	Opponent	Score	
242	A	St. Francis (PA)	8	5
243	A	Holy Cross	7	2
243	H	Holy Cross	7	2
246	H	Central Conn. St.	2	14
246	H	Central Conn. St.	8	10
248	A	Brown	1	9
248	H	Brown	4	5
254	H	Fairleigh Dickinson	7	5
254	H	Fairleigh Dickinson	3	5
261	A	Wagner	3	9
261	A	Wagner	0	3
277	N	Detroit	6	3

Bryant

B
r
y
a
n
t

B
r
y
a
n
t

Average RPI Win: Average RPI Loss:	254 184	WON-LOST RECORD	WINNING PCT. RANK	LAST 10 GAMES	STRENGTH OF SCHEDULE	OPP. STRENGTH OF SCHEDULE	TEAM RPI	ADJ RPI	CONF. RPI	ADJ CONF. RPI			
DIV. I ONLY		15-28-1	.35227	227	5-3-0	274	258	271	.36285	273	29	29	
DIV. I NON-CONF.		6-24-1	.20968	256	2-1-0	241	259	270	.36766	274	29	29	
<hr/>													
TOTALS	RPI 1-25	RPI 26-50		W-L RECORDS		RPI 51-100		RPI 101-150		RPI 150+			
15-28-1	0-0-0	0-0-0		OVERALL		0-4-0		1-6-0		14-18-1			
2-0-0	0-0-0	0-0-0		HOME		0-0-0		0-0-0		2-0-0			
4-13-1	0-0-0	0-0-0		AWAY		0-4-0		1-2-0		3-7-1			
9-15-0	0-0-0	0-0-0		NEUTRAL		0-0-0		0-4-0		9-11-0			
<hr/>													
6-24-1	0-0-0	0-0-0		NON-CONFERENCE		0-4-0		1-6-0		5-14-1			
0-0-0	0-0-0	0-0-0		HOME		0-0-0		0-0-0		0-0-0			
2-13-1	0-0-0	0-0-		AWAY		0-4-0		1-2-0		1-7-1			
4-11-0	0-0-0	0-0-0		NEUTRAL		0-0-0		0-4-0		4-7-0			
<hr/>													
9-4-0	0-0-0	0-0-0		CONFERENCE		0-0-0		0-0-0		9-4-0			
2-0-0	0-0-0	0-0-0		HOME		0-0-0		0-0-0		2-0-0			
2-0-0	0-0-0	0-0-0		AWAY		0-0-0		0-0-0		2-0-0			
5-4-0	0-0-0	0-0-0		NEUTRAL		0-0-0		0-0-0		5-4-0			
<hr/>													
RPI	S	Opponent	Score	RPI	S	Opponent	Score	RPI	S	Opponent	Score		
				53 A Nebraska				5	7	110 A UNI	1	10	
				53 A Nebraska				3	9	122 N Lehigh	3	6	
				74 A Iowa				0	8	132 N Butler	0	7	
				74 A Iowa				2	10	132 N Butler	3	4	
								142 A North Dakota St.				1	0
								142 A North Dakota St.				0	3
								144 N Valparaiso				3	4
								151 N St. Louis				1	18
								170 A Wisconsin				2	10
								170 A Wisconsin				1	5
								188 N Green Bay				1	5
								210 A UMKC				0	2
								210 A UMKC				5	7
								213 N Sacred Heart				3	1
								227 N Penn				0	1
								231 N Dayton				6	8
								239 A South Dakota St.				1	2
								239 A South Dakota St.				2	5
								243 N Holy Cross				1	8
								249 N Youngstown St.				4	3
				258 A Seattle				0	0				
				258 A Seattle				5	7				
				258 A Seattle				2	1				
				260 N Utah Valley				3	1				
				260 N Utah Valley				1	9				
				260 N Utah Valley				6	7				
				266 N Houston Baptist				2	1				
<hr/>													
LAST 10 GAMES				258 A Seattle				5	7				
268 N North Dakota				0	1	142 A North Dakota St.				1	0		
260 N Utah Valley				3	1	268 H North Dakota				6	3		
268 N North Dakota				1	9	268 H North Dakota				7	4		
266 N Houston Baptist				7	5	268 A North Dakota				8	6		
142 A North Dakota St.				0	3	268 A North Dakota				4	3		
<hr/>													
Non-Div. I Games:	Simon Fraser	3	2	Saginaw Valley	0	1	Dakota St.	11	2	St. Xavier	0	1	
	St. Mary (NE)	7	0	St. Mary (NE)	6	1	Dakota St.	11	1	Shippensburg	12	4	

RPI	S	Opponent	Score	
266	N	Houston Baptist	1	0
266	N	Houston Baptist	7	5
268	A	North Dakota	8	6
268	A	North Dakota	4	3
268	H	North Dakota	7	4
268	H	North Dakota	6	3
268	N	North Dakota	3	2
268	N	North Dakota	0	1
268	N	North Dakota	0	8
268	N	North Dakota	1	9
268	N	North Dakota	3	2
268	N	North Dakota	1	3
277	N	Detroit	11	0

South Dakota

S
o
u
t
h
D
a
k
o
t
a

S
o
u
t
h
D
a
k
o
t
a

Average RPI Win: 229		WON-LOST RECORD		WINNING PCT. RANK		LAST 10 GAMES		STRENGTH OF SCHEDULE		OPP. STRENGTH OF SCHEDULE		TEAM RPI		ADJ RPI		CONF. RPI		ADJ CONF. RPI	
DIV. I ONLY		10-39-0		.20408 277		3-7-0		252		216		274		.36194 274		28		28	
DIV. I NON-CONF.		4-23-0		.14815 274		0-2-0		108		90		235		.42725 232		23		23	
TOTALS		RPI 1-25		RPI 26-50		W-L RECORDS		RPI 51-100		RPI 101-150		RPI 150+							
10-39-0		0-3-0		0-3-0		OVERALL		0-6-0		0-3-0		10-24-0							
1-11-0		0-0-0		0-0-0		HOME		0-0-0		0-0-0		1-11-0							
7-15-0		0-3-0		0-2-0		AWAY		0-2-0		0-1-0		7-7-0							
2-13-0		0-0-0		0-1-0		NEUTRAL		0-4-0		0-2-0		2-6-0							
4-23-0		0-3-0		0-3-0		NON-CONFERENCE		0-6-0		0-3-0		4-8-0							
0-2-0		0-0-0		0-0-0		HOME		0-0-0		0-0-0		0-2-0							
2-10-0		0-3-0		0-0-		AWAY		0-2-0		0-1-0		2-2-0							
2-11-0		0-0-0		0-1-0		NEUTRAL		0-4-0		0-2-0		2-4-0							
6-16-0		0-0-0		0-0-0		CONFERENCE		0-0-0		0-0-0		6-16-0							
1-9-0		0-0-0		0-0-0		HOME		0-0-0		0-0-0		1-9-0							
5-5-0		0-0-0		0-0-0		AWAY		0-0-0		0-0-0		5-5-0							
0-2-0		0-0-0		0-0-0		NEUTRAL		0-0-0		0-0-0		0-2-0							
RPI	S	Opponent		Score		RPI	S	Opponent		Score		RPI	S	Opponent		Score			
16	A	Arizona St.		4	8	31	A	BYU		2	6	51	N	UNLV		8	9		
21	A	Oregon		0	13	31	A	BYU		5	11	51	N	UNLV		4	19		
21	A	Oregon		0	19	31	N	BYU		6	10	58	A	Oregon St.		0	8		
												58	A	Oregon St.		2	12		
												64	N	Tulsa		0	8		
												72	N	Creighton		1	6		
														</					

RPI	S	Opponent	Score	
258	A	Seattle	5	4
260	H	Utah Valley	2	5
260	H	Utah Valley	6	7
260	H	Utah Valley	1	11
260	H	Utah Valley	7	8
260	N	Utah Valley	4	10
282	A	Weber St.	8	2
282	A	Weber St.	5	1
282	A	Weber St.	8	0
282	A	Weber St.	2	8

Idaho St.

I
d
a
h
o
s
t
.

I
d
a
h
o
s
t
.

Average RPI Win: 272		WON-LOST RECORD	WINNING PCT. RANK	LAST 10 GAMES	STRENGTH OF SCHEDULE	OPP. STRENGTH OF SCHEDULE	TEAM RPI	ADJ RPI	CONF. RPI	ADJ CONF. RPI						
DIV. I ONLY		16-15-0	.51613	126	4-6-0	289	284	269	.35842	275	31	31				
DIV. I NON-CONF.		2-9-0	.18182	265	1-1-0	239	197	269	.36874	273	31	31				
<hr/>																
TOTALS		RPI 1-25	RPI 26-50		W-L RECORDS	RPI 51-100		RPI 101-150		RPI 150+						
16-15-0		0-1-0	0-1-0		OVERALL	0-0-0		0-2-0		16-11-0						
6-3-0		0-0-0	0-0-0		HOME	0-0-0		0-0-0		6-3-0						
6-8-0		0-1-0	0-0-0		AWAY	0-0-0		0-1-0		6-6-0						
4-4-0		0-0-0	0-1-0		NEUTRAL	0-0-0		0-1-0		4-2-0						
2-9-0		0-1-0	0-1-0		NON-CONFERENCE	0-0-0		0-2-0		2-5-0						
1-1-0		0-0-0	0-0-0		HOME	0-0-0		0-0-0		1-1-0						
1-6-0		0-1-0	0-0-		AWAY	0-0-0		0-1-0		1-4-0						
0-2-0		0-0-0	0-1-0		NEUTRAL	0-0-0		0-1-0		0-0-0						
14-6-0		0-0-0	0-0-0		CONFERENCE	0-0-0		0-0-0		14-6-0						
5-2-0		0-0-0	0-0-0		HOME	0-0-0		0-0-0		5-2-0						
5-2-0		0-0-0	0-0-0		AWAY	0-0-0		0-0-0		5-2-0						
4-2-0		0-0-0	0-0-0		NEUTRAL	0-0-0		0-0-0		4-2-0						
RPI	S	Opponent	Score		RPI	S	Opponent	Score		RPI	S	Opponent	Score			
14	A	Texas	0 8		44	N	Texas Tech	0 18				106	A	Texas-Arlington	0 5	
												145	N	Wichita St.	5 8	
												153	A	Sam Houston St.	0 15	
												153	A	Sam Houston St.	0 8	
												186	A	Northwestern St.	0 11	
												214	H	Mississippi Val.	4 3	
												255	N	Alabama St.	6 5	
												262	A	Alcorn St.	6 13	
												262	N	Alcorn St.	2 3	
												263	H	Southern U.	9 5	
												263	H	Southern U.	4 3	
												263	H	Southern U.	8 7	
												266	A	Houston Baptist	1 0	
												266	A	Houston Baptist	0 3	
												266	H	Houston Baptist	7 6	
												266	H	Houston Baptist	3 5	
												278	N	Jackson St.	7 6	
												278	N	Jackson St.	6 8	
												283	A	Grambling	6 3	
												283	A	Grambling	0 6	
												283	A	Grambling	13 5	
					LAST 10 GAMES							287	A	Prairie View	11 1	
					262	N	Alcorn St.	2 3	266	A	Houston Baptist	0 3	287	A	Prairie View	14 0
					278	N	Jackson St.	6 8	266	A	Houston Baptist	1 0	287	A	Prairie View	10 1
					288	H	Ark.-Pine Bluff	9 11	283	A	Grambling	6 3	287	N	Prairie View	13 6
					288	H	Ark.-Pine Bluff	11 10	283	A	Grambling	13 5	288	H	Ark.-Pine Bluff	11 12
					288	H	Ark.-Pine Bluff	11 12	283	A	Grambling	0 6	288	H	Ark.-Pine Bluff	11 10
<hr/>																
Non-Div. I Games:		Houston-Victoria	1 4	Texas Col.	9 0	Our Lady Of The Lake	2 7	Our Lady Of The Lake	6 4	Texas Southern						
		Houston-Victoria	0 8	Our Lady Of The Lake	5 9	Texas Col.	8 0	Our Lady Of The Lake	16 8							

RPI	S	Opponent	Score
288	H	Ark.-Pine Bluff	9 11
289	N	Alabama A&M	12 5

Texas Southern

Average RPI Win: 262		WON-LOST	WINNING	LAST 10	STRENGTH OF		OPP. STRENGTH	TEAM	ADJ	CONF.	ADJ CONF.
Average RPI Loss: 181		RECORD	PCT. RANK	GAMES	SCHEDULE		OF SCHEDULE	RPI	RPI	RPI	RPI
DIV. I ONLY		14-28-0	.33333	234	277		276	276	.35697	276	30
DIV. I NON-CONF.		6-18-0	.25	242	263		275	273	.36932	272	30
TOTALS		RPI 1-25	RPI 26-50		W-L RECORDS		RPI 51-100		RPI 101-150		RPI 150+
14-28-0	0-0-0	0-2-0		OVERALL		0-4-0		1-4-0		13-18-0	
10-15-0	0-0-0	0-0-0		HOME		0-2-0		1-4-0		9-9-0	
4-13-0	0-0-0	0-2-0		AWAY		0-2-0		0-0-0		4-9-0	
0-0-0	0-0-0	0-0-0		NEUTRAL		0-0-0		0-0-0		0-0-0	
6-18-0	0-0-0	0-2-0		NON-CONFERENCE		0-4-0		0-2-0		6-10-0	
5-10-0	0-0-0	0-0-0		HOME		0-2-0		0-2-0		5-6-0	
1-8-0	0-0-0	0-0-		AWAY		0-2-0		0-0-0		1-4-0	
0-0-0	0-0-0	0-0-0		NEUTRAL		0-0-0		0-0-0		0-0-0	
8-10-0	0-0-0	0-0-0		CONFERENCE		0-0-0		1-2-0		7-8-0	
5-5-0	0-0-0	0-0-0		HOME		0-0-0		1-2-0		4-3-0	
3-5-0	0-0-0	0-0-0		AWAY		0-0-0		0-0-0		3-5-0	
0-0-0	0-0-0	0-0-0		NEUTRAL		0-0-0		0-0-0		0-0-0	
RPI S	Opponent	Score	RPI S	Opponent	Score	RPI S	Opponent	Score	RPI S	Opponent	Score
			32 A	Virginia	2 3	56 A	Longwood	0 6	140 H	Canisius	0 7
			32 A	Virginia	1 9	56 A	Longwood	3 8	140 H	Canisius	0 8
						76 H	Liberty	1 8	148 H	Bethune-Cookman	0 7
						76 H	Liberty	3 9	148 H	Bethune-Cookman	3 5
									148 H	Bethune-Cookman	3 1
									174 H	Iona	0 12
									175 A	Delaware	0 2
									175 A	Delaware	2 3
									192 H	Quinnipiac	11 7
									198 H	Florida A&M	0 12
									198 H	Florida A&M	6 5
									198 H	Florida A&M	1 6
									218 A	Colgate	1 3
									221 A	N.C. A&T	1 3
									221 A	N.C. A&T	5 6
									221 A	N.C. A&T	2 7
									230 H	St. Bonaventure	3 6
									236 H	Rider	2 7
									237 H	Lafayette	1 2
									254 H	Fairleigh Dickinson	0 1
									270 H	Hampton	2 1
									270 H	Hampton	2 4
									281 H	Winston-Salem	12 4
									281 H	Winston-Salem	1 2
									281 H	Winston-Salem	8 7
									285 A	South Carolina St.	3 6
									285 A	South Carolina St.	6 2
LAST 10 GAMES			281 H	Winston-Salem	1 2	221 A	N.C. A&T	1 3	281 H	Winston-Salem	12 4
			281 H	Winston-Salem	12 4	290 A	Md.-East. Shore	10 4	281 H	Winston-Salem	1 2
			281 H	Winston-Salem	8 7	290 A	Md.-East. Shore	11 0	281 H	Winston-Salem	8 7
			221 A	N.C. A&T	5 6	76 H	Liberty	3 9	285 A	South Carolina St.	3 6
			221 A	N.C. A&T	2 7	76 H	Liberty	1 8	285 A	South Carolina St.	6 2

Non-Div. I Games:

Norfolk St.

Norfolk St.

Normfolkst.

Norfolk St.

Average RPI Win: 215		WON-LOST	WINNING	LAST 10	STRENGTH OF	OPP. STRENGTH	TEAM	ADJ	CONF.	ADJ CONF.							
Average RPI Loss: 171		RECORD	PCT. RANK	GAMES	SCHEDULE	OF SCHEDULE	RPI	RPI	RPI	RPI							
DIV. I ONLY		2-36-0	.05263	286	0-8-0	182	249	277	.33902	277	21	21					
DIV. I NON-CONF.		2-12-0	.14286	275	0-2-0	250	281	281	.3418	281	22	22					
<hr/>																	
TOTALS		RPI 1-25		RPI 26-50		W-L RECORDS		RPI 51-100		RPI 101-150		RPI 150+					
2-36-0		0-0-0		0-0-0		OVERALL		0-3-0		0-14-0		2-19-0					
0-16-0		0-0-0		0-0-0		HOME		0-0-0		0-8-0		0-8-0					
1-15-0		0-0-0		0-0-0		AWAY		0-3-0		0-6-0		1-6-0					
1-5-0		0-0-0		0-0-0		NEUTRAL		0-0-0		0-0-0		1-5-0					
2-12-0		0-0-0		0-0-0		NON-CONFERENCE		0-0-0		0-2-0		2-10-0					
0-4-0		0-0-0		0-0-0		HOME		0-0-0		0-2-0		0-2-0					
1-3-0		0-0-0		0-0-		AWAY		0-0-0		0-0-0		1-3-0					
1-5-0		0-0-0		0-0-0		NEUTRAL		0-0-0		0-0-0		1-5-0					
0-24-0		0-0-0		0-0-0		CONFERENCE		0-3-0		0-12-0		0-9-0					
0-12-0		0-0-0		0-0-0		HOME		0-0-0		0-6-0		0-6-0					
0-12-0		0-0-0		0-0-0		AWAY		0-3-0		0-6-0		0-3-0					
0-0-0		0-0-0		0-0-0		NEUTRAL		0-0-0		0-0-0		0-0-0					
RPI	S	Opponent	Score	RPI	S	Opponent	Score	RPI	S	Opponent	Score						
						91 A Cleveland St.	4 12			118 A Wright St.	0 13						
						91 A Cleveland St.	2 13			118 A Wright St.	0 10						
						91 A Cleveland St.	0 10			118 A Wright St.	0 17						
										121 H Central Mich.	0 9						
										121 H Central Mich.	0 8						
										132 A Butler	0 8						
										132 A Butler	1 9						
										132 A Butler	4 6						
										144 H Valparaiso	2 18						
										144 H Valparaiso	1 16						
										144 H Valparaiso	0 10						
										150 H Ill.-Chicago	0 12						
										150 H Ill.-Chicago	3 12						
										150 H Ill.-Chicago	0 14						
										151 N St. Louis	2 8						
										158 A Loyola (IL)	0 19						
										158 A Loyola (IL)	0 4						
										158 A Loyola (IL)	1 9						
										188 H Green Bay	2 13						
										188 H Green Bay	2 5						
										188 H Green Bay	4 16						
						LAST 10 GAMES				199 A Eastern Mich.	0 8						
						158 A Loyola (IL)	0 4			199 A Eastern Mich.	2 10						
						158 A Loyola (IL)	0 19			203 A IPFW	0 8						
						158 A Loyola (IL)	1 9			203 A IPFW	1 0						
						257 H Oakland	0 5			207 N Fairfield	6 7						
						257 H Oakland	2 6			216 N Indiana St.	0 14						
<hr/>																	
Non-Div. I Games:		Mich.-Dearborn		9	2	Wayne St. (MI)		0	4	Wayne St. (MI)		0	6	Mich.-Dearborn		2	10
													Detroit				

RPI	S	Opponent	Score	
227	N	Penn	8	6
249	H	Youngstown St.	1	14
249	H	Youngstown St.	0	2
249	H	Youngstown St.	2	11
257	H	Oakland	0	5
257	H	Oakland	2	6
272	N	Bryant	3	6
273	N	South Dakota	0	11

Detroit

D
e
t
r
o
i
t

D
e
t
r
o
i
t

Average RPI Win:	274	WON-LOST RECORD	WINNING PCT. RANK	LAST 10 GAMES	STRENGTH OF SCHEDULE	OPP. STRENGTH OF SCHEDULE	TEAM RPI	ADJ RPI	CONF. RPI	ADJ CONF. RPI		
Average RPI Loss:	194											
DIV. I ONLY	12-29-0	.29268	252	4-4-0	280	277	278	.33327	278	31	31	
DIV. I NON-CONF.	4-15-0	.21053	255	0-0-0	258	215	272	.37746	270	31	31	
<hr/>												
TOTALS	RPI 1-25	RPI 26-50		W-L RECORDS	RPI 51-100		RPI 101-150		RPI 150+			
12-29-0	0-0-0	0-3-0		OVERALL	0-1-0		0-4-0		12-21-0			
3-7-0	0-0-0	0-0-0		HOME	0-0-0		0-0-0		3-7-0			
4-11-0	0-0-0	0-3-0		AWAY	0-0-0		0-3-0		4-5-0			
5-11-0	0-0-0	0-0-0		NEUTRAL	0-1-0		0-1-0		5-9-0			
<hr/>												
4-15-0	0-0-0	0-3-0		NON-CONFERENCE	0-1-0		0-4-0		4-7-0			
1-2-0	0-0-0	0-0-0		HOME	0-0-0		0-0-0		1-2-0			
1-6-0	0-0-0	0-0-		AWAY	0-0-0		0-3-0		1-0-0			
2-7-0	0-0-0	0-0-0		NEUTRAL	0-1-0		0-1-0		2-5-0			
<hr/>												
8-14-0	0-0-0	0-0-0		CONFERENCE	0-0-0		0-0-0		8-14-0			
2-5-0	0-0-0	0-0-0		HOME	0-0-0		0-0-0		2-5-0			
3-5-0	0-0-0	0-0-0		AWAY	0-0-0		0-0-0		3-5-0			
3-4-0	0-0-0	0-0-0		NEUTRAL	0-0-0		0-0-0		3-4-0			
<hr/>												
RPI S	Opponent	Score	RPI S	Opponent	Score	RPI S	Opponent	Score	RPI S	Opponent	Score	
			44 A	Texas Tech	1 12	78 N	UT Martin	4 6	115 N	La.-Monroe	5 13	
			44 A	Texas Tech	2 11				116 A	Southern Miss.	4 6	
			44 A	Texas Tech	0 8				116 A	Southern Miss.	4 7	
									116 A	Southern Miss.	0 10	
									151 N	St. Louis	2 6	
									186 N	Northwestern St.	2 5	
									194 N	Indiana	0 8	
									205 N	Central Ark.	3 10	
									210 N	UMKC	2 3	
									214 A	Mississippi Val.	10 12	
									214 A	Mississippi Val.	4 9	
									214 A	Mississippi Val.	1 6	
									214 N	Mississippi Val.	2 3	
									228 H	Southeast Mo. St.	3 11	
									238 A	Southeastern La.	3 1	
									238 H	Southeastern La.	3 4	
									255 A	Alabama St.	1 7	
									255 A	Alabama St.	5 4	
									255 A	Alabama St.	2 3	
									256 N	Belmont	9 8	
									262 H	Alcorn St.	4 2	
			LAST 10 GAMES						262 H	Alcorn St.	1 3	
			262 N	Alcorn St.	3 6	262 H	Alcorn St.	0 5	262 H	Alcorn St.	0 5	
			283 N	Grambling	4 5	262 H	Alcorn St.	1 3	262 N	Alcorn St.	3 6	
			275 N	Texas Southern	8 6	289 H	Alabama A&M	3 2	263 H	Southern U.	5 6	
			288 A	Ark.-Pine Bluff	1 0	289 H	Alabama A&M	6 10	275 N	Texas Southern	8 6	
			262 H	Alcorn St.	4 2	289 H	Alabama A&M	9 11	275 N	Texas Southern	6 7	
<hr/>												
Non-Div. I Games:	Miles	13	5	Miles	11	2	Miles	8	4	Miles	12	1
										Jackson St.		

RPI	S	Opponent	Score	
283	A	Grambling	9	0
283	N	Grambling	4	5
283	N	Grambling	3	2
286	H	N.C. Central	9	1
286	N	N.C. Central	7	0
287	N	Prairie View	8	0
288	A	Ark.-Pine Bluff	1	0
289	H	Alabama A&M	6	10
289	H	Alabama A&M	9	11
289	H	Alabama A&M	3	2

Jackson St.

J
a
c
k
s
o
n
s
t
.

J
a
c
k
s
o
n
s
t
.

Average RPI Win:	218	WON-LOST RECORD	WINNING PCT. RANK	LAST 10 GAMES	STRENGTH OF SCHEDULE	OPP. STRENGTH OF SCHEDULE	TEAM RPI	ADJ RPI	CONF. RPI	ADJ CONF. RPI		
DIV. I ONLY		2-36-0	.05263	286	0-10-0	208	262	279	.32922	279	27	27
DIV. I NON-CONF.		2-20-0	.09091	282	0-2-0	164	272	274	.36658	275	27	28
<hr/>												
TOTALS	RPI 1-25	RPI 26-50		W-L RECORDS		RPI 51-100		RPI 101-150		RPI 150+		
2-36-0	0-0-0	0-2-0		OVERALL		0-2-0		0-4-0		2-28-0		
1-15-0	0-0-0	0-2-0		HOME		0-0-0		0-2-0		1-11-0		
0-12-0	0-0-0	0-0-0		AWAY		0-0-0		0-2-0		0-10-0		
1-9-0	0-0-0	0-0-0		NEUTRAL		0-2-0		0-0-0		1-7-0		
<hr/>												
2-20-0	0-0-0	0-2-0		NON-CONFERENCE		0-2-0		0-2-0		2-14-0		
1-7-0	0-0-0	0-2-0		HOME		0-0-0		0-0-0		1-5-0		
0-4-0	0-0-0	0-0-		AWAY		0-0-0		0-2-0		0-2-0		
1-9-0	0-0-0	0-0-0		NEUTRAL		0-2-0		0-0-0		1-7-0		
<hr/>												
0-16-0	0-0-0	0-0-0		CONFERENCE		0-0-0		0-2-0		0-14-0		
0-8-0	0-0-0	0-0-0		HOME		0-0-0		0-2-0		0-6-0		
0-8-0	0-0-0	0-0-0		AWAY		0-0-0		0-0-0		0-8-0		
0-0-0	0-0-0	0-0-0		NEUTRAL		0-0-0		0-0-0		0-0-0		
<hr/>												
RPI	S	Opponent	Score	RPI	S	Opponent	Score	RPI	S	Opponent	Score	
				27	H	Fordham	1 12					
				27	H	Fordham	1 21					
				</								

Non-Div. I Games:

St. Peter's

St. Peter's

S
a
v
a
n
n
a
h
S
t
.

Savannah St.						Through Games Of Tuesday, June 10							
Non-Div. I Games:	Fisher	9	1	Tusculum	2	8	Voorhees	17	0	Fort Valley St.	Savannah St.	5	4
	Fisher	7	0	Tusculum	4	1	Armstrong Atlantic	2	7	Brewton Parker		1	3

S
a
v
a
n
n
a
h
S
t
.

Non-Div. I Games:

Voorhees

23 2

Clark Atlanta

12 2

Savannah St.

S
a
v
a
n
n
a
h
s
t
.

S
a
v
a
n
n
a
h
s
t
.

Average RPI Win: 270		WON-LOST	WINNING		LAST 10	STRENGTH OF		OPP. STRENGTH	TEAM	ADJ		CONF.	ADJ CONF.		
Average RPI Loss: 215		RECORD	PCT. RANK		GAMES	SCHEDULE		OF SCHEDULE	RPI	RPI		RPI	RPI		
DIV. I ONLY		9-27-0	.25	264	3-7-0	286		281	281	.30296	281	29	29		
DIV. I NON-CONF.		6-24-0	.2	259	3-7-0	280		286	282	.32193	283	29	29		
TOTALS		RPI 1-25	RPI 26-50		W-L RECORDS		RPI 51-100		RPI 101-150		RPI 150+				
9-27-0		0-0-0	0-0-0		OVERALL		0-2-0		0-3-0		9-22-0				
5-11-0		0-0-0	0-0-0		HOME		0-0-0		0-3-0		5-8-0				
4-13-0		0-0-0	0-0-0		AWAY		0-0-0		0-0-0		4-13-0				
0-3-0		0-0-0	0-0-0		NEUTRAL		0-2-0		0-0-0		0-1-0				
6-24-0		0-0-0	0-0-0		NON-CONFERENCE		0-2-0		0-3-0		6-19-0				
4-10-0		0-0-0	0-0-0		HOME		0-0-0		0-3-0		4-7-0				
2-11-0		0-0-0	0-0-		AWAY		0-0-0		0-0-0		2-11-0				
0-3-0		0-0-0	0-0-0		NEUTRAL		0-2-0		0-0-0		0-1-0				
3-3-0		0-0-0	0-0-0		CONFERENCE		0-0-0		0-0-0		3-3-0				
1-1-0		0-0-0	0-0-0		HOME		0-0-0		0-0-0		1-1-0				
2-2-0		0-0-0	0-0-0		AWAY		0-0-0		0-0-0		2-2-0				
0-0-0		0-0-0	0-0-0		NEUTRAL		0-0-0		0-0-0		0-0-0				
RPI	S	Opponent	Score		RPI	S	Opponent	Score		RPI	S	Opponent	Score		
							63 N S.C. Upstate	0	8	148 H Bethune-Cookman			2	4	
							89 N Towson	1	9	148 H Bethune-Cookman			2	5	
										148 H Bethune-Cookman			0	6	
										155 H Campbell			0	8	
										155 H Campbell			1	8	
										191 A Gardner-Webb			0	1	
										191 A Gardner-Webb			0	8	
										198 A Florida A&M			0	3	
										198 A Florida A&M			2	4	
										198 A Florida A&M			0	5	
										221 A N.C. A&T			0	5	
										221 A N.C. A&T			5	2	
										221 A N.C. A&T			0	2	
										225 H Howard			7	3	
										225 H Howard			1	5	
										226 N Eastern Ky.			0	8	
										259 A Western Caro.			7	11	
										259 A Western Caro.			2	8	
										270 H Hampton			3	12	
										270 H Hampton			1	7	
										276 A Norfolk St.			4	12	
										276 A Norfolk St.			2	1	
										276 A Norfolk St.			7	8	
										280 A Savannah St.			2	3	
										280 A Savannah St.			1	4	
										284 H Morgan St.			5	1	
										284 H Morgan St.			5	9	
LAST 10 GAMES															
							276 A Norfolk St.	2	1	285 H South Carolina St.	7	5	276 A Norfolk St.	7	8
							276 A Norfolk St.	4	12	191 A Gardner-Webb	0	1	280 A Savannah St.	2	3
							276 A Norfolk St.	7	8	191 A Gardner-Webb	0	8	280 A Savannah St.	1	4
							285 H South Carolina St.	11	0	259 A Western Caro.	7	11	284 H Morgan St.	5	1
							285 H South Carolina St.	1	3	259 A Western Caro.	2	8	284 H Morgan St.	5	9

Non-Div. I Games:

Winston-Salem

RPI	S	Opponent	Score	
285	H	South Carolina St.	7	5
285	H	South Carolina St.	11	0
285	H	South Carolina St.	1	3
286	A	N.C. Central	5	1
286	A	N.C. Central	13	4
286	H	N.C. Central	5	7
286	H	N.C. Central	10	1

Winston-Salem

W
i
n
s
t
o
n
-
S
a
l
e
m

W
i
n
s
t
o
n
-
S
a
l
e
m

Average RPI Win: 267		WON-LOST RECORD		WINNING PCT. RANK		LAST 10 GAMES		STRENGTH OF SCHEDULE		OPP. STRENGTH OF SCHEDULE		TEAM RPI		ADJ RPI		CONF. RPI		ADJ CONF. RPI	
DIV. I ONLY		2-48-0		.04	289	1-9-0		269		222		284		.29595	282	28		28	
DIV. I NON-CONF.		0-27-0		0	286	0-2-0		246		126		283		.33991	282	23		23	
TOTALS		RPI 1-25		RPI 26-50		W-L RECORDS		RPI 51-100		RPI 101-150		RPI 150+							
2-48-0		0-2-0		0-0-0		OVERALL		0-4-0		0-9-0		2-33-0							
1-13-0		0-0-0		0-0-0		HOME		0-0-0		0-2-0		1-11-0							
1-23-0		0-0-0		0-0-0		AWAY		0-3-0		0-4-0		1-16-0							
0-12-0		0-2-0		0-0-0		NEUTRAL		0-1-0		0-3-0		0-6-0							
0-27-0		0-2-0		0-0-0		NON-CONFERENCE		0-4-0		0-9-0		0-12-0							
0-2-0		0-0-0		0-0-0		HOME		0-0-0		0-2-0		0-0-0							
0-14-0		0-0-0		0-0-		AWAY		0-3-0		0-4-0		0-7-0							
0-11-0		0-2-0		0-0-0		NEUTRAL		0-1-0		0-3-0		0-5-0							
2-21-0		0-0-0		0-0-0		CONFERENCE		0-0-0		0-0-0		2-21-0							
1-11-0		0-0-0		0-0-0		HOME		0-0-0		0-0-0		1-11-0							
1-9-0		0-0-0		0-0-0		AWAY		0-0-0		0-0-0		1-9-0							
0-1-0		0-0-0		0-0-0		NEUTRAL		0-0-0		0-0-0		0-1-0							
RPI	S	Opponent		Score		RPI	S	Opponent		Score		RPI	S	Opponent		Score			
12	N	Tennessee		2	21							102	N	San Jose St.		1	12		
15	N	California		2	10							75	A	UTEP		0	9		
												75	A	UTEP		0	13		
												91	N	Cleveland St.		6	11		
												123	H	Utah		1	2		
												123	H	Utah		4	10		
												125	A	New Mexico St.		3	13		
												125	N	New Mexico St.		0	8		
												143	A	Nevada		5	10		
												143	A	Nevada		0	8		
												143	A	Nevada		1	12		
												161	A	St. Mary's (CA)		0	6		
												161	A	St. Mary's (CA)		0	7		
												161	N	St. Mary's (CA)		5	10		
												163	H	Portland St.		2	3		
												163	H	Portland St.		6	14		
												163	H	Portland St.		1	11		
												163	H	Portland St.		3	6		
												172	A	Boise St.		1	16		
												172	A	Boise St.		0	11		
												172	A	Boise St.		7	10		
												172	A	Boise St.		2	11		
												181	A	Utah St.		1	11		
												181	A	Utah St.		3	9		
												189	N	New Mexico		1	8		
												197	A	Minnesota		4	5		
												197	N	Minnesota		4	14		
												201	N	Bradley		3	5		
												235	A	Northern Colo.		1	9		
						LAST 10 GAMES													
						274	H	Idaho St.		8	2	163	H	Portland St.		6	14		
						274	H	Idaho St.		2	8	163	H	Portland St.		1	11		
						274	H	Idaho St.		1	5	163	H	Portland St.		3	6		
						274	H	Idaho St.		0	8	181	A	Utah St.		3	9		
						163	H	Portland St.		2	3	181	A	Utah St.		1	11		

Non-Div. I Games:

Weber St.

W
e
b
e
r
s
t
.

W
e
b
e
r
s
t
.

Weber St.

Average RPI Win: 282		WON-LOST RECORD	WINNING PCT. RANK		LAST 10 GAMES	STRENGTH OF SCHEDULE	OPP. STRENGTH OF SCHEDULE	TEAM RPI	ADJ RPI		CONF. RPI	ADJ CONF. RPI
Average RPI Loss: 231												
DIV. I ONLY		8-25-0	.24242	267	6-4-0	285	287	283	.28406	283	31	31
DIV. I NON-CONF.		0-10-0	0	286	0-1-0	266	239	287	.30535	286	31	31
<hr/>												
TOTALS		RPI 1-25		RPI 26-50		W-L RECORDS		RPI 51-100		RPI 101-150		RPI 150+
8-25-0		0-0-0		0-0-0		OVERALL		0-1-0		0-2-0		8-22-0
1-10-0		0-0-0		0-0-0		HOME		0-0-0		0-0-0		1-10-0
6-8-0		0-0-0		0-0-0		AWAY		0-0-0		0-2-0		6-6-0
1-7-0		0-0-0		0-0-0		NEUTRAL		0-1-0		0-0-0		1-6-0
0-10-0		0-0-0		0-0-0		NON-CONFERENCE		0-1-0		0-2-0		0-7-0
0-2-0		0-0-0		0-0-0		HOME		0-0-0		0-0-0		0-2-0
0-6-0		0-0-0		0-0-		AWAY		0-0-0		0-2-0		0-4-0
0-2-0		0-0-0		0-0-0		NEUTRAL		0-1-0		0-0-0		0-1-0
8-15-0		0-0-0		0-0-0		CONFERENCE		0-0-0		0-0-0		8-15-0
1-8-0		0-0-0		0-0-0		HOME		0-0-0		0-0-0		1-8-0
6-2-0		0-0-0		0-0-0		AWAY		0-0-0		0-0-0		6-2-0
1-5-0		0-0-0		0-0-0		NEUTRAL		0-0-0		0-0-0		1-5-0
RPI	S	Opponent	Score	RPI	S	Opponent	Score	RPI	S	Opponent	Score	
						78	N	UT Martin	0	9		

RPI	S	Opponent	Score	
287	A	Prairie View	9	4
288	A	Ark.-Pine Bluff	4	0
288	A	Ark.-Pine Bluff	5	4
288	A	Ark.-Pine Bluff	6	5
289	H	Alabama A&M	8	9

Grambling

G
r
a
m
b
l
i
n
g

G
r
a
m
b
l
i
n
g

Average RPI Win: 287		WON-LOST	WINNING		LAST 10	STRENGTH OF		OPP. STRENGTH	TEAM	ADJ	CONF.	ADJ CONF.		
Average RPI Loss: 237		RECORD	PCT. RANK		GAMES	SCHEDULE		OF SCHEDULE	RPI	RPI	RPI	RPI		
DIV. I ONLY		7-26-0	.21212	275	3-7-0	288		288	286	.27947	284	30	30	
DIV. I NON-CONF.		3-13-0	.1875	263	0-0-0	288		290	286	.30916	285	30	30	
TOTALS		RPI 1-25	RPI 26-50		W-L RECORDS		RPI 51-100		RPI 101-150		RPI 150+			
7-26-0	0-0-0		0-0-0		OVERALL		0-0-0		0-1-0		7-25-0			
0-3-0	0-0-0		0-0-0		HOME		0-0-0		0-0-0		0-3-0			
7-14-0	0-0-0		0-0-0		AWAY		0-0-0		0-1-0		7-13-0			
0-9-0	0-0-0		0-0-0		NEUTRAL		0-0-0		0-0-0		0-9-0			
3-13-0	0-0-0		0-0-0		NON-CONFERENCE		0-0-0		0-1-0		3-12-0			
0-0-0	0-0-0		0-0-0		HOME		0-0-0		0-0-0		0-0-0			
3-7-0	0-0-0		0-0-		AWAY		0-0-0		0-1-0		3-6-0			
0-6-0	0-0-0		0-0-0		NEUTRAL		0-0-0		0-0-0		0-6-0			
4-13-0	0-0-0		0-0-0		CONFERENCE		0-0-0		0-0-0		4-13-0			
0-3-0	0-0-0		0-0-0		HOME		0-0-0		0-0-0		0-3-0			
4-7-0	0-0-0		0-0-0		AWAY		0-0-0		0-0-0		4-7-0			
0-3-0	0-0-0		0-0-0		NEUTRAL		0-0-0		0-0-0		0-3-0			
RPI S	Opponent	Score	RPI S	Opponent	Score	RPI S	Opponent	Score	RPI S	Opponent	Score			
									111 A	Winthrop	0	14		
									166 A	UMBC	2	10		
									203 N	IPFW	0	9		
									223 A	George Mason	1	5		
									223 A	George Mason	3	4		
									223 A	George Mason	0	6		
									223 A	George Mason	0	8		
									225 H	Howard	0	3		
									225 H	Howard	5	13		
									225 H	Howard	2	6		
									232 A	Delaware St.	3	5		
									232 A	Delaware St.	2	10		
									232 A	Delaware St.	1	9		
									241 N	Siena	2	3		
									241 N	Siena	1	5		
									248 N	Brown	8	9		
									254 N	Fairleigh Dickinson	1	9		
									254 N	Fairleigh Dickinson	4	6		
									269 A	Coppin St.	0	8		
									269 A	Coppin St.	0	8		
									269 A	Coppin St.	2	10		
					LAST 10 GAMES				270 N	Hampton	9	17		
			232 A	Delaware St.	2	10	225 H	Howard	2	6	270 N	Hampton	3	18
			232 A	Delaware St.	3	5	290 A	Md.-East. Shore	14	13	270 N	Hampton	7	9
			232 A	Delaware St.	1	9	290 A	Md.-East. Shore	11	2	281 A	Winston-Salem	1	5
			225 H	Howard	0	3	290 A	Md.-East. Shore	9	0	281 A	Winston-Salem	9	5
			225 H	Howard	5	13	270 N	Hampton	7	9	285 A	South Carolina St.	12	4

Non-Div. I Games:

Morgan St.

M
o
r
g
a
n
s
t
.

M
o
r
g
a
n
s
t
.

Morgan St.

[illegible]

South Carolina Ast.

7.

South Carolina St.

N.C. Central

Average RPI Win: 286		WON-LOST RECORD		WINNING PCT. RANK		LAST 10 GAMES		STRENGTH OF SCHEDULE		OPP. STRENGTH OF SCHEDULE		TEAM RPI		ADJ RPI		CONF. RPI		ADJ CONF. RPI	
DIV. I ONLY		2-36-0		.05263 286		1-9-0		270		275		288		.26379 287		31		31	
DIV. I NON-CONF.		0-21-0		0 286		0-3-0		191		165		279		.34584 280		31		31	
TOTALS		RPI 1-25		RPI 26-50		W-L RECORDS		RPI 51-100		RPI 101-150		RPI 150+							
2-36-0		0-2-0		0-2-0		OVERALL		0-2-0		0-7-0		2-23-0							
1-10-0		0-0-0		0-0-0		HOME		0-0-0		0-2-0		1-8-0							
1-19-0		0-2-0		0-2-0		AWAY		0-2-0		0-3-0		1-10-0							
0-7-0		0-0-0		0-0-0		NEUTRAL		0-0-0		0-2-0		0-5-0							
0-21-0		0-2-0		0-2-0		NON-CONFERENCE		0-2-0		0-7-0		0-8-0							
0-4-0		0-0-0		0-0-0		HOME		0-0-0		0-2-0		0-2-0							
0-13-0		0-2-0		0-0-		AWAY		0-2-0		0-3-0		0-4-0							
0-4-0		0-0-0		0-0-0		NEUTRAL		0-0-0		0-2-0		0-2-0							
2-15-0		0-0-0		0-0-0		CONFERENCE		0-0-0		0-0-0		2-15-0							
1-6-0		0-0-0		0-0-0		HOME		0-0-0		0-0-0		1-6-0							
1-6-0		0-0-0		0-0-0		AWAY		0-0-0		0-0-0		1-6-0							
0-3-0		0-0-0		0-0-0		NEUTRAL		0-0-0		0-0-0		0-3-0							
RPI	S	Opponent		Score		RPI	S	Opponent		Score		RPI	S	Opponent		Score			
18	A	Oklahoma St.		1	12	50	A	Houston		0	20	60	A	Baylor		0	14		
18	A	Oklahoma St.		0	10	50	A	Houston		0	10	60	A	Baylor		0	10		
												106 A Texas-Arlington						0	9
												112 A A&M-Corpus Christi						0	4
												112 A A&M-Corpus Christi						0	17
												112 H A&M-Corpus Christi						2	12
												112 H A&M-Corpus Christi						8	16
												124 N Rutgers						2	12
												145 N Wichita St.						0	11
												170 N Wisconsin						1	13
												170 N Wisconsin						2	10
												186 A Northwestern St.						0	13
												186 A Northwestern St.						2	13
												255 N Alabama St.						3	12
												262 H Alcorn St.						0	9
												263 A Southern U.						7	9
												263 A Southern U.						0	10
												263 A Southern U.						2	5
												266 A Houston Baptist						0	9
												266 A Houston Baptist						0	1
												266 H Houston Baptist						0	3
												266 H Houston Baptist						1	18
275 H Texas Southern						0	14												
275 H Texas Southern						1	11												
275 H Texas Southern						1	10												
275 N Texas Southern						6	13												
278 N Jackson St.						0	8												
283 H Grambling						0	10												
283 H Grambling						4	9												
283 H Grambling						4	3												
262 H Alcorn St.						0	9												
263 A Southern U.						7	9												
263 A Southern U.						0	10												
112 H A&M-Corpus Christi						8	16												
112 H A&M-Corpus Christi						2	12												
112 A A&M-Corpus Christi						0	17												

Non-Div. I Games: Houston-Victoria 3 **11** Houston-Victoria 1 **12**

Prairie View

RPI	S	Opponent	Score	
283	H	Grambling	4	3
288	A	Ark.-Pine Bluff	1	7
288	A	Ark.-Pine Bluff	2	3
288	A	Ark.-Pine Bluff	4	12
289	A	Alabama A&M	13	2

Prairie View

Average RPI Win:	283	WON-LOST RECORD	WINNING PCT. RANK	LAST 10 GAMES	STRENGTH OF SCHEDULE	OPP. STRENGTH OF SCHEDULE	TEAM RPI	ADJ RPI	CONF. RPI	ADJ CONF. RPI		
DIV. I ONLY		6-17-0	.26087	261	2-6-0	290	289	285	.25953	288	31	31
DIV. I NON-CONF.		0-4-0	0	286	0-0-0	272	245	288	.28226	288	31	31
<hr/>												
TOTALS	RPI 1-25	RPI 26-50		W-L RECORDS		RPI 51-100		RPI 101-150		RPI 150+		
6-17-0	0-0-0	0-0-0		OVERALL		0-0-0		0-0-0		6-17-0		
3-6-0	0-0-0	0-0-0		HOME		0-0-0		0-0-0		3-6-0		
3-9-0	0-0-0	0-0-0		AWAY		0-0-0		0-0-0		3-9-0		
0-2-0	0-0-0	0-0-0		NEUTRAL		0-0-0		0-0-0		0-2-0		
0-4-0	0-0-0	0-0-0		NON-CONFERENCE		0-0-0		0-0-0		0-4-0		
0-2-0	0-0-0	0-0-0		HOME		0-0-0		0-0-0		0-2-0		
0-2-0	0-0-0	0-0-		AWAY		0-0-0		0-0-0		0-2-0		
0-0-0	0-0-0	0-0-0		NEUTRAL		0-0-0		0-0-0		0-0-0		
6-13-0	0-0-0	0-0-0		CONFERENCE		0-0-0		0-0-0		6-13-0		
3-4-0	0-0-0	0-0-0		HOME		0-0-0		0-0-0		3-4-0		
3-7-0	0-0-0	0-0-0		AWAY		0-0-0		0-0-0		3-7-0		
0-2-0	0-0-0	0-0-0		NEUTRAL		0-0-0		0-0-0		0-2-0		
RPI	S	Opponent	Score	RPI	S	Opponent	Score	RPI	S	Opponent	Score	
								205	A	Central Ark.	1 4	
								205	A	Central Ark.	0 9	
								205	H	Central Ark.	0 8	
								205	H	Central Ark.	0 18	
								214	A	Mississippi Val.	1 6	
								214	A	Mississippi Val.	8 14	
								255	N	Alabama St.	0 4	
								262	N	Alcorn St.	7 8	
								263	A	Southern U.	4 7	
								263	A	Southern U.	1 6	
								263	A	Southern U.	4 9	
								263	A	Southern U.	1 9	
								275	A	Texas Southern	10 11	
								275	A	Texas Southern	11 9	
								275	A	Texas Southern	12 11	
								278	H	Jackson St.	0 1	
								283	H	Grambling	4 5	
								283	H	Grambling	5 6	
								283	H	Grambling	0 4	
								287	H	Prairie View	12 4	
								287	H	Prairie View	3 2	
								287	H	Prairie View	7 1	
								289	A	Alabama A&M	5 3	
LAST 10 GAMES												
				263	A	Southern U.	4 9	278	H	Jackson St.	0 1	
				214	A	Mississippi Val.	1 6	283	H	Grambling	4 5	
				275	A	Texas Southern	11 9	283	H	Grambling	5 6	
				275	A	Texas Southern	10 11	283	H	Grambling	0 4	
				275	A	Texas Southern	12 11	263	A	Southern U.	4 7	
Non-Div. I Games:	Central Baptist	2	6	Ouachita Baptist	0	4	Central Baptist	2	15	Ark.-Monticello	1	13
	Ouachita Baptist	3	11	Lyon	5	7	Ark.-Monticello	0	14	Southwest Baptist	7	10

A
r
k
.
-
P
i
n
e
B
l
u
f
f

A
r
k
.
-
P
i
n
e
B
l
u
f
f

Ark.-Pine Bluff				Through Games Of Tuesday, June 10					
Non-Div. I Games:	Southwest Baptist	0	8	Ouachita Baptist	0	7	Ouachita Baptist	3	16
						Lyon		Ark.-Pine Bluff	

Average RPI Win: 280		WON-LOST RECORD	WINNING PCT. RANK	LAST 10 GAMES	STRENGTH OF SCHEDULE	OPP. STRENGTH OF SCHEDULE	TEAM RPI	ADJ RPI	CONF. RPI	ADJ CONF. RPI			
Average RPI Loss: 247													
DIV. I ONLY		3-20-0	.13043	284	0-6-0	287	285	289	.25066	289	31	31	
DIV. I NON-CONF.		0-6-0	0	286	0-0-0	289	271	290	.25465	289	31	31	
<hr/>													
TOTALS		RPI 1-25		RPI 26-50		W-L RECORDS		RPI 51-100		RPI 101-150		RPI 150+	
3-20-0		0-0-0		0-0-0		OVERALL		0-0-0		0-1-0		3-19-0	
0-8-0		0-0-0		0-0-0		HOME		0-0-0		0-0-0		0-8-0	
3-8-0		0-0-0		0-0-0		AWAY		0-0-0		0-0-0		3-8-0	
0-4-0		0-0-0		0-0-0		NEUTRAL		0-0-0		0-1-0		0-3-0	
0-6-0		0-0-0		0-0-0		NON-CONFERENCE		0-0-0		0-1-0		0-5-0	
0-0-0		0-0-0		0-0-0		HOME		0-0-0		0-0-0		0-0-0	
0-4-0		0-0-0		0-0-		AWAY		0-0-0		0-0-0		0-4-0	
0-2-0		0-0-0		0-0-0		NEUTRAL		0-0-0		0-1-0		0-1-0	
3-14-0		0-0-0		0-0-0		CONFERENCE		0-0-0		0-0-0		3-14-0	
0-8-0		0-0-0		0-0-0		HOME		0-0-0		0-0-0		0-8-0	
3-4-0		0-0-0		0-0-0		AWAY		0-0-0		0-0-0		3-4-0	
0-2-0		0-0-0		0-0-0		NEUTRAL		0-0-0		0-0-0		0-2-0	
RPI	S	Opponent	Score	RPI	S	Opponent	Score	RPI	S	Opponent	Score		
										144 N Valparaiso	1	14	
										214 H Mississippi Val.	2	10	
										214 H Mississippi Val.	3	12	
										214 H Mississippi Val.	2	10	
										216 N Indiana St.	5	10	
										245 A Austin Peay	1	2	
										245 A Austin Peay	2	7	
										251 A Tennessee St.	0	8	
										251 A Tennessee St.	1	3	
										255 H Alabama St.	0	7	
										255 H Alabama St.	2	3	
										255 H Alabama St.	2	3	
										262 A Alcorn St.	3	12	
										262 A Alcorn St.	1	9	
										262 A Alcorn St.	0	4	
										263 N Southern U.	8	16	
										275 N Texas Southern	5	12	
										278 A Jackson St.	10	6	
										278 A Jackson St.	11	9	
										278 A Jackson St.	2	3	
										283 A Grambling	9	8	
										287 H Prairie View	2	13	
										288 H Ark.-Pine Bluff	3	5	
LAST 10 GAMES													
						214 H Mississippi Val.	3	12			255 H Alabama St.	2	3
						214 H Mississippi Val.	2	10			278 A Jackson St.	2	3
						214 H Mississippi Val.	2	10			278 A Jackson St.	10	6
						255 H Alabama St.	0	7			278 A Jackson St.	11	9
						255 H Alabama St.	2	3			288 H Ark.-Pine Bluff	3	5
<hr/>													
Non-Div. I Games:		Fort Valley St.	0	8	Albany St. (GA)	8	4	Albany St. (GA)	4	10	Miles	6	5
		Clark Atlanta	14	1	Miles	7	1	Clark Atlanta	13	5	Albany St. (GA)	2	6

Non-Div. I Games:

Fort Valley St.

2

3

Albany St. (GA)

3

4

Alabama A&M

A
l
a
b
a
m
a
A
&
M

A
l
a
b
a
m
a
A
&
M

Average RPI Win: 286		WON-LOST	WINNING	LAST 10	STRENGTH OF		OPP. STRENGTH	TEAM	ADJ	CONF.	ADJ CONF.
Average RPI Loss: 249		RECORD	PCT. RANK	GAMES	SCHEDULE		OF SCHEDULE	RPI	RPI	RPI	RPI
DIV. I ONLY		1-33-0	.02941	290	0-10-0		284	290	290	.22	290
DIV. I NON-CONF.		1-4-0	.2	259	0-0-0		265	288	280	.36131	277
TOTALS		RPI 1-25	RPI 26-50		W-L RECORDS		RPI 51-100		RPI 101-150		RPI 150+
1-33-0	0-0-0	0-0-0		OVERALL		0-0-0		0-1-0		1-32-0	
0-17-0	0-0-0	0-0-0		HOME		0-0-0		0-0-0		0-17-0	
0-11-0	0-0-0	0-0-0		AWAY		0-0-0		0-0-0		0-11-0	
1-5-0	0-0-0	0-0-0		NEUTRAL		0-0-0		0-1-0		1-4-0	
1-4-0	0-0-0	0-0-0		NON-CONFERENCE		0-0-0		0-1-0		1-3-0	
0-0-0	0-0-0	0-0-0		HOME		0-0-0		0-0-0		0-0-0	
0-2-0	0-0-0	0-0-		AWAY		0-0-0		0-0-0		0-2-0	
1-2-0	0-0-0	0-0-0		NEUTRAL		0-0-0		0-1-0		1-1-0	
0-29-0	0-0-0	0-0-0		CONFERENCE		0-0-0		0-0-0		0-29-0	
0-17-0	0-0-0	0-0-0		HOME		0-0-0		0-0-0		0-17-0	
0-9-0	0-0-0	0-0-0		AWAY		0-0-0		0-0-0		0-9-0	
0-3-0	0-0-0	0-0-0		NEUTRAL		0-0-0		0-0-0		0-3-0	
RPI S	Opponent	Score	RPI S	Opponent	Score	RPI S	Opponent	Score	RPI S	Opponent	Score
									129 N	Appalachian St.	6 14
									218 N	Colgate	0 9
									221 A	N.C. A&T	0 14
									223 A	George Mason	0 8
									223 A	George Mason	0 8
									225 H	Howard	3 11
									225 H	Howard	0 10
									225 H	Howard	0 7
									225 N	Howard	0 16
									232 A	Delaware St.	1 9
									232 A	Delaware St.	1 11
									232 A	Delaware St.	0 3
									232 H	Delaware St.	6 14
									232 H	Delaware St.	0 13
									232 H	Delaware St.	1 9
									269 H	Coppin St.	0 8
									269 H	Coppin St.	2 10
									269 H	Coppin St.	0 8
									269 H	Coppin St.	0 3
									269 H	Coppin St.	0 10
									269 H	Coppin St.	3 5
									269 N	Coppin St.	3 7
									270 A	Hampton	9 10
									270 A	Hampton	1 9
									270 A	Hampton	1 7
									270 N	Hampton	0 13
									276 A	Norfolk St.	4 15
									276 H	Coppin St.	0 10
									276 H	Norfolk St.	4 10
									276 H	Norfolk St.	0 11
									284 H	Morgan St.	13 14
									284 H	Morgan St.	2 11
									276 A	Norfolk St.	4 15

Non-Div. I Games:

Md.-East. Shore

RPI	S	Opponent	Score	
276	A	Norfolk St.	0	8
276	H	Norfolk St.	0	11
276	H	Norfolk St.	4	10
284	H	Morgan St.	2	11
284	H	Morgan St.	0	9
284	H	Morgan St.	13	14
286	N	N.C. Central	8	7

Md.-East. Shore

M
d
.
-
E
a
s
t
.
S
h
o
r
e

M
d
.
-
E
a
s
t
.
S
h
o
r
e