

Average RPI Win: 277		WON-LOST RECORD		WINNING PCT. RANK		LAST 10 GAMES		STRENGTH OF SCHEDULE		OPP. STRENGTH OF SCHEDULE		TEAM RPI		ADJ RPI		CONF. RPI		ADJ CONF. RPI	
DIV. I ONLY		8- 21		.27586 277		0- 10		207		156		267		.41613 248		6		6	
DIV. I NON-CONF.		8- 5		.61538 115		0- 1		269		287		206		.46345 200		6		6	
TOTALS		RPI 1-25		RPI 26-50		W-L RECORDS		RPI 51-100		RPI 101-150		RPI 150+							
8- 21		0- 2		0- 4		OVERALL		0- 6		1- 4		7- 5							
0- 9		0- 1		0- 2		HOME		0- 3		0- 1		0- 2							
2- 9		0- 1		0- 2		AWAY		0- 3		1- 1		1- 2							
6- 3		0- 0		0- 0		NEUTRAL		0- 0		0- 2		6- 1							
8- 5		0- 0		0- 0		NON-CONFERENCE		0- 2		1- 2		7- 1							
0- 1		0- 0		0- 0		HOME		0- 1		0- 0		0- 0							
2- 1		0- 0		0- 0		AWAY		0- 1		1- 0		1- 0							
6- 3		0- 0		0- 0		NEUTRAL		0- 0		0- 2		6- 1							
0- 16		0- 2		0- 4		CONFERENCE		0- 4		0- 2		0- 4							
0- 8		0- 1		0- 2		HOME		0- 2		0- 1		0- 2							
0- 8		0- 1		0- 2		AWAY		0- 2		0- 1		0- 2							
0- 0		0- 0		0- 0		NEUTRAL		0- 0		0- 0		0- 0							
RPI S	Opponent	Score		RPI S	Opponent	Score		RPI S	Opponent	Score		RPI S	Opponent	Score					
23 A	Colorado St.	0	3	37 A	TCU	0	3	81 A	Utah	1	3	103 A	San Diego St.	0	3				
23 H	Colorado St.	0	3	37 H	TCU	1	3	81 H	Utah	0	3	103 H	San Diego St.	1	3				
				44 A	New Mexico	0	3	91 A	Central Ark.	0	3	110 N	Cleveland St.	0	3				
				44 H	New Mexico	0	3	96 A	BYU	0	3	143 N	West Virginia	0	3				
								96 H	BYU	0	3	146 A	Denver	3	0				
								98 H	Northern Colo.	0	3	166 A	UNLV	0	3				
												166 H	UNLV	0	3				
												218 A	Wyoming	0	3				
												218 H	Wyoming	0	3				
												266 N	Southern Utah	3	2				
												270 N	Louisiana Tech	3	2				
												279 N	Canisius	3	0				
												281 N	Eastern Ill.	0	3				
												298 A	La Salle	3	2				
												307 N	La.-Monroe	3	0				
												320 N	Fairleigh Dickinson	3	1				
												329 N	Ark.-Pine Bluff	3	0				
				LAST 10 GAMES															
				81 H	Utah	0	3	37 H	TCU	1	3								
				96 H	BYU	0	3	44 H	New Mexico	0	3								
				103 H	San Diego St.	1	3	166 A	UNLV	0	3								
				218 A	Wyoming	0	3	98 H	Northern Colo.	0	3								
				23 A	Colorado St.	0	3	103 A	San Diego St.	0	3								

Non-Div. I Games:

Air Force

Average RPI Win:	207	WON-LOST RECORD	WINNING PCT. RANK	LAST 10 GAMES	STRENGTH OF SCHEDULE	OPP. STRENGTH OF SCHEDULE	TEAM RPI	ADJ RPI	CONF. RPI	ADJ CONF. RPI	
Average RPI Loss:	115										
DIV. I ONLY		14- 18	.4375 198	4- 6	198	132	191	.46052 193	13	13	
DIV. I NON-CONF.		9- 6	.6 123	1- 0	208	161	145	.50182 146	13	12	
<hr/>											
TOTALS	RPI 1-25	RPI 26-50		W-L RECORDS	RPI 51-100		RPI 101-150		RPI 150+		
14- 18	0- 0	0- 4		OVERALL	1- 1		2- 6		11- 7		
5- 7	0- 0	0- 2		HOME	1- 0		0- 2		4- 3		
4- 9	0- 0	0- 1		AWAY	0- 1		0- 3		4- 4		
5- 2	0- 0	0- 1		NEUTRAL	0- 0		2- 1		3- 0		
<hr/>											
9- 6	0- 0	0- 2		NON-CONFERENCE	0- 1		2- 2		7- 1		
2- 2	0- 0	0- 1		HOME	0- 0		0- 1		2- 0		
2- 2	0- 0	0- 0		AWAY	0- 1		0- 0		2- 1		
5- 2	0- 0	0- 1		NEUTRAL	0- 0		2- 1		3- 0		
<hr/>											
5- 12	0- 0	0- 2		CONFERENCE	1- 0		0- 4		4- 6		
3- 5	0- 0	0- 1		HOME	1- 0		0- 1		2- 3		
2- 7	0- 0	0- 1		AWAY	0- 0		0- 3		2- 3		
0- 0	0- 0	0- 0		NEUTRAL	0- 0		0- 0		0- 0		
<hr/>											
RPI S	Opponent	Score	RPI S	Opponent	Score	RPI S	Opponent	Score	RPI S	Opponent	Score
			27 A	Ohio	0 3	61 H	Western Mich.	3 2	102 A	Miami (OH)	1 3
			27 H	Ohio	0 3	64 A	Northwestern	0 3	102 H	Miami (OH)	0 3
			37 H	TCU	0 3				118 A	Central Mich.	0 3
			43 N	Cincinnati	2 3				130 N	UAB	3 2
									138 A	Toledo	2 3
									139 N	Milwaukee	3 2
									142 N	North Dakota	1 3
									143 H	West Virginia	2 3
									152 A	Ball St.	0 3
									152 H	Ball St.	2 3
									158 H	Northern Ill.	1 3
									159 A	Buffalo	2 3
									159 H	Buffalo	3 0
									160 A	Mississippi	0 3
									172 A	Kent St.	0 3
									172 H	Kent St.	1 3
									184 N	Long Island	3 1
									192 A	Bowling Green	3 2
									192 H	Bowling Green	3 0
									199 N	UMKC	3 1
									242 A	Indiana St.	3 2
									252 A	Youngstown St.	3 0
									255 A	Eastern Mich.	3 2
									288 H	Bucknell	3 0
									297 H	St. Francis (PA)	3 0
									309 N	SIU Edwardsville	3 1
<hr/>											
			LAST 10 GAMES								
			152 A	Ball St.	0 3	252 A	Youngstown St.	3 0	255 A	Eastern Mich.	3 2
			152 H	Ball St.	2 3	192 H	Bowling Green	3 0	288 H	Bucknell	3 0
			159 H	Buffalo	3 0	102 H	Miami (OH)	0 3	297 H	St. Francis (PA)	3 0
			27 A	Ohio	0 3	118 A	Central Mich.	0 3	309 N	SIU Edwardsville	3 1
			172 A	Kent St.	0 3	255 A	Eastern Mich.	3 2			

Non-Div. I Games:

Akron

Average RPI Win: 326		WON-LOST RECORD		WINNING PCT. RANK		LAST 10 GAMES		STRENGTH OF SCHEDULE		OPP. STRENGTH OF SCHEDULE		TEAM RPI		ADJ RPI		CONF. RPI		ADJ CONF. RPI	
Average RPI Loss: 293																			
DIV. I ONLY		5- 22		.18519 307		2- 6		330		328		328		.19593 328		32		32	
DIV. I NON-CONF.		2- 8		.2 285		1- 0		329		329		329		.23133 326		32		32	
TOTALS		RPI 1-25		RPI 26-50		W-L RECORDS		RPI 51-100		RPI 101-150		RPI 150+							
5- 22		0- 0		0- 0		OVERALL		0- 0		0- 0		5- 22							
2- 6		0- 0		0- 0		HOME		0- 0		0- 0		2- 6							
2- 9		0- 0		0- 0		AWAY		0- 0		0- 0		2- 9							
1- 7		0- 0		0- 0		NEUTRAL		0- 0		0- 0		1- 7							
2- 8		0- 0		0- 0		NON-CONFERENCE		0- 0		0- 0		2- 8							
1- 2		0- 0		0- 0		HOME		0- 0		0- 0		1- 2							
1- 3		0- 0		0- 0		AWAY		0- 0		0- 0		1- 3							
0- 3		0- 0		0- 0		NEUTRAL		0- 0		0- 0		0- 3							
3- 14		0- 0		0- 0		CONFERENCE		0- 0		0- 0		3- 14							
1- 4		0- 0		0- 0		HOME		0- 0		0- 0		1- 4							
1- 6		0- 0		0- 0		AWAY		0- 0		0- 0		1- 6							
1- 4		0- 0		0- 0		NEUTRAL		0- 0		0- 0		1- 4							
RPI	S	Opponent	Score	RPI	S	Opponent	Score	RPI	S	Opponent	Score	RPI	S	Opponent	Score				
												237	A	Alabama A&M	1 3				
												237	H	Alabama A&M	1 3				
												244	N	Charleston So.	0 3				
												258	A	Grambling	1 3				
												258	N	Grambling	0 3				
												286	H	Bethune-Cookman	0 3				
												289	A	Jackson St.	0 3				
												289	H	Jackson St.	0 3				
												293	N	Prairie View	0 3				
												301	A	South Carolina St.	1 3				
												301	H	South Carolina St.	0 3				
												302	N	Citadel	0 3				
												303	N	Texas Southern	2 3				
												308	N	N.C. Central	0 3				
												309	A	Norfolk St.	0 3				
												312	A	Mississippi Val.	1 3				
												312	A	Mississippi Val.	1 3				
												312	H	Mississippi Val.	0 3				
												322	A	Southern U.	1 3				
												322	H	Southern U.	2 3				
												322	N	Southern U.	0 3				
												325	A	Savannah St.	3 0				
												325	H	Savannah St.	3 2				
												326	A	Winston-Salem	1 3				
												327	A	Alcorn St.	3 1				
												327	H	Alcorn St.	3 0				
												327	N	Alcorn St.	3 0				
Non-Div. I Games:		Clark Atlanta		3	0	Kentucky St.		1	2	Clark Atlanta		3	0	Fort Valley St.		3	0		
		Kentucky St.		3	0	Fort Valley St.		3	0					Alabama St.					

Average RPI Win:		185	WON-LOST RECORD		WINNING PCT. RANK		LAST 10 GAMES		STRENGTH OF SCHEDULE		OPP. STRENGTH OF SCHEDULE		TEAM RPI		ADJ RPI		CONF. RPI		ADJ CONF. RPI				
Average RPI Loss:		62																					
DIV. I ONLY			22- 9		.70968 58		9- 1		79		112		53		.58011 54		22		23				
DIV. I NON-CONF.			11- 8		.57895 139		1- 0		52		35		72		.5761 71		19		20				
TOTALS		RPI 1-25		RPI 26-50		W-L RECORDS		RPI 51-100		RPI 101-150		RPI 150+											
22- 9		0- 3		1- 2		OVERALL		3- 2		1- 1		17- 1											
10- 1		0- 0		0- 0		HOME		0- 0		1- 0		9- 1											
9- 3		0- 1		0- 2		AWAY		2- 0		0- 0		7- 0											
3- 5		0- 2		1- 0		NEUTRAL		1- 2		0- 1		1- 0											
11- 8		0- 3		1- 2		NON-CONFERENCE		3- 2		1- 1		6- 0											
4- 0		0- 0		0- 0		HOME		0- 0		1- 0		3- 0											
4- 3		0- 1		0- 2		AWAY		2- 0		0- 0		2- 0											
3- 5		0- 2		1- 0		NEUTRAL		1- 2		0- 1		1- 0											
11- 1		0- 0		0- 0		CONFERENCE		0- 0		0- 0		11- 1											
6- 1		0- 0		0- 0		HOME		0- 0		0- 0		6- 1											
5- 0		0- 0		0- 0		AWAY		0- 0		0- 0		5- 0											
0- 0		0- 0		0- 0		NEUTRAL		0- 0		0- 0		0- 0											
RPI	S	Opponent		Score		RPI	S	Opponent		Score		RPI	S	Opponent		Score		RPI	S	Opponent		Score	
3	N	Florida St.		0	3	31	N	Middle Tenn.		3	2	70	N	Virginia Tech		1	3	117	N	Villanova		2	3
15	A	FIU		1	3	41	A	Michigan St.		0	3	75	N	North Carolina		1	3	140	H	American		3	0
21	N	Southern California		0	3	42	A	Miami (FL)		0	3	89	A	Penn		3	1	163	A	UMBC		3	1
												95	N	Santa Clara		3	1	163	H	UMBC		3	0
												99	A	Virginia		3	0	163	H	UMBC		3	0
																		171	H	Lamar		3	1
																		177	A	Binghamton		3	0
																		177	H	Binghamton		1	3
																		177	H	Binghamton		3	2
																		185	A	Colgate		3	1
																		186	H	Seton Hall		3	0
																		194	A	Siena		3	0
																		206	H	Hofstra		3	0
																		227	A	New Hampshire		3	0
																		227	H	New Hampshire		3	0
																		236	A	Stony Brook		3	0
																		236	H	Stony Brook		3	0
																		297	N	St. Francis (PA)		3	0
																		299	A	Hartford		3	0
																		299	H	Hartford		3	0
LAST 10 GAMES																							
140	H	American		3	0	163	A	UMBC		3	1	163	A	UMBC		3	1	163	A	UMBC		3	1
177	H	Binghamton		1	3	227	H	New Hampshire		3	0	227	H	New Hampshire		3	0	227	H	New Hampshire		3	0
163	H	UMBC		3	0	177	A	Binghamton		3	0	177	A	Binghamton		3	0	177	A	Binghamton		3	0
299	H	Hartford		3	0	177	H	Binghamton		3	2	177	H	Binghamton		3	2	177	H	Binghamton		3	2
236	A	Stony Brook		3	0	163	H	UMBC		3	0	163	H	UMBC		3	0	163	H	UMBC		3	0

Non-Div. I Games:

Albany (NY)

[illegible]

Non-Div. I Games: Belhaven

0 3

Alcorn St.

Average RPI Win: 287		WON-LOST	WINNING	LAST 10	STRENGTH OF		OPP. STRENGTH	TEAM	ADJ		CONF.	ADJ CONF.
Average RPI Loss: 161		RECORD	PCT. RANK	GAMES	SCHEDULE		OF SCHEDULE	RPI	RPI		RPI	RPI
DIV. I ONLY		9- 22	.29032	269	254		263	280	.37888		276	23
DIV. I NON-CONF.		7- 7	.5	171	273		281	248	.42552		245	21
TOTALS		RPI 1-25	RPI 26-50		W-L RECORDS		RPI 51-100		RPI 101-150		RPI 150+	
9- 22		0- 0	0- 0		OVERALL		0- 3		0- 6		9- 13	
1- 8		0- 0	0- 0		HOME		0- 1		0- 2		1- 5	
4- 9		0- 0	0- 0		AWAY		0- 1		0- 2		4- 6	
4- 5		0- 0	0- 0		NEUTRAL		0- 1		0- 2		4- 2	
7- 7		0- 0	0- 0		NON-CONFERENCE		0- 2		0- 2		7- 3	
1- 0		0- 0	0- 0		HOME		0- 0		0- 0		1- 0	
2- 2		0- 0	0- 0		AWAY		0- 1		0- 0		2- 1	
4- 5		0- 0	0- 0		NEUTRAL		0- 1		0- 2		4- 2	
2- 15		0- 0	0- 0		CONFERENCE		0- 1		0- 4		2- 10	
0- 8		0- 0	0- 0		HOME		0- 1		0- 2		0- 5	
2- 7		0- 0	0- 0		AWAY		0- 0		0- 2		2- 5	
0- 0		0- 0	0- 0		NEUTRAL		0- 0		0- 0		0- 0	
RPI S	Opponent	Score	RPI S	Opponent	Score	RPI S	Opponent	Score	RPI S	Opponent	Score	
						89 N	Penn	1 3	102 N	Miami (OH)	1 3	
						91 H	Central Ark.	0 3	106 A	Texas St.	1 3	
						100 A	Drake	0 3	106 H	Texas St.	0 3	
									122 N	Valparaiso	1 3	
									145 A	Stephen F. Austin	0 3	
									145 H	Stephen F. Austin	0 3	
									162 A	Sam Houston St.	2 3	
									162 H	Sam Houston St.	2 3	
									171 A	Lamar	0 3	
									171 H	Lamar	1 3	
									175 A	UTSA	0 3	
									175 H	UTSA	0 3	
									182 A	Texas-Arlington	2 3	
									182 H	Texas-Arlington	0 3	
									197 A	UTEP	0 3	
									198 A	McNeese St.	0 3	
									212 N	South Dakota	0 3	
									230 A	Nicholls St.	3 0	
									256 N	Cal St. Bakersfield	1 3	
									259 A	Houston Baptist	3 0	
									265 A	Southeastern La.	3 0	
									287 A	Tex.-Pan American	3 2	
									287 H	Tex.-Pan American	3 0	
									290 H	Northwestern St.	1 3	
									303 N	Texas Southern	3 0	
									309 N	Norfolk St.	3 1	
									313 N	Centenary (LA)	3 1	
			LAST 10 GAMES									
			106 H	Texas St.	0 3	162 A	Sam Houston St.	2 3				
			182 H	Texas-Arlington	0 3	171 A	Lamar	0 3				
			230 A	Nicholls St.	3 0	290 H	Northwestern St.	1 3				
			265 A	Southeastern La.	3 0	91 H	Central Ark.	0 3				
			175 A	UTSA	0 3	198 A	McNeese St.	0 3				

Non-Div. I Games:

A&M-Corpus Christi

RPI	S	Opponent	Score	
327	N	Alcorn St.	3	0

A&M-Corpus Christi

A
&
M
-
C
o
r
p
u
s
C
h
r
i
s
t
i

A
&
M
-
C
o
r
p
u
s
C
h
r
i
s
t
i

Average RPI Win:	245	WON-LOST	WINNING	LAST 10	STRENGTH OF	OPP. STRENGTH	TEAM	ADJ	CONF.	ADJ CONF.	
Average RPI Loss:	119	RECORD	PCT. RANK	GAMES	SCHEDULE	OF SCHEDULE	RPI	RPI	RPI	RPI	
DIV. I ONLY	18- 13	.58065	124	8- 2	158	264	138	.50187	140	27	27
DIV. I NON-CONF.	6- 9	.4	211	0- 1	131	140	182	.4778	175	28	28
<hr/>											
TOTALS	RPI 1-25	RPI 26-50		W-L RECORDS	RPI 51-100		RPI 101-150		RPI 150+		
18- 13	0- 0	0- 1		OVERALL	1- 5		1- 3		16- 4		
10- 6	0- 0	0- 0		HOME	1- 3		1- 1		8- 2		
7- 6	0- 0	0- 0		AWAY	0- 2		0- 2		7- 2		
1- 1	0- 0	0- 1		NEUTRAL	0- 0		0- 0		1- 0		
<hr/>											
6- 9	0- 0	0- 1		NON-CONFERENCE	1- 5		0- 1		5- 2		
4- 5	0- 0	0- 0		HOME	1- 3		0- 1		3- 1		
2- 3	0- 0	0- 0		AWAY	0- 2		0- 0		2- 1		
0- 1	0- 0	0- 1		NEUTRAL	0- 0		0- 0		0- 0		
<hr/>											
12- 4	0- 0	0- 0		CONFERENCE	0- 0		1- 2		11- 2		
6- 1	0- 0	0- 0		HOME	0- 0		1- 0		5- 1		
5- 3	0- 0	0- 0		AWAY	0- 0		0- 2		5- 1		
1- 0	0- 0	0- 0		NEUTRAL	0- 0		0- 0		1- 0		
<hr/>											
RPI	S	Opponent	Score	RPI	S	Opponent	Score	RPI	S	Opponent	Score
				44	N	New Mexico	0 3	54	A	Albany (NY)	0 3
								60	A	George Mason	0 3
								70	H	Virginia Tech	1 3
								75	H	North Carolina	3 1
								76	H	Yale	1 3
								86	H	George Washington	1 3
								101	A	Army	0 3
								101	A	Army	2 3
								101	H	Army	3 1
								109	H	William & Mary	1 3
								155	H	Georgetown	1 3
								185	A	Colgate	3 1
								185	H	Colgate	1 3
								185	N	Colgate	3 0
								196	H	NJIT	3 1
								228	A	Portland	3 2
								228	A	Portland	1 3
								246	A	Loyola (MD)	3 0
								251	A	Lafayette	3 0
								251	H	Lafayette	3 0
								274	A	Lehigh	1 3
								274	H	Lehigh	3 0
								288	A	Bucknell	3 1
								288	H	Bucknell	3 0
								295	A	Navy	3 0
								295	H	Navy	3 0
								300	H	Morgan St.	3 0
								314	H	Howard	3 0
								315	A	Holy Cross	3 1
								315	H	Holy Cross	3 1
<hr/>											
LAST 10 GAMES											
				54	A	Albany (NY)	0 3	101	H	Army	3 1
				101	A	Army	0 3	315	H	Holy Cross	3 1
				185	N	Colgate	3 0	295	H	Navy	3 0
				288	A	Bucknell	3 1	251	H	Lafayette	3 0
				185	A	Colgate	3 1	274	H	Lehigh	3 0

Non-Div. I Games:

American

Average RPI Win: 219		WON-LOST	WINNING	LAST 10	STRENGTH OF		OPP. STRENGTH	TEAM	ADJ	CONF.	ADJ CONF.
Average RPI Loss: 136		RECORD	PCT. RANK	GAMES	SCHEDULE		OF SCHEDULE	RPI	RPI	RPI	RPI
DIV. I ONLY		14- 17	.45161	191	6- 4		136	205	173	.47415	178
DIV. I NON-CONF.		4- 10	.28571	257	0- 0		154	150	236	.4356	231
TOTALS		RPI 1-25	RPI 26-50		W-L RECORDS		RPI 51-100		RPI 101-150		RPI 150+
14- 17	0- 0	0- 3		OVERALL		1- 1		2- 8		11- 5	
9- 3	0- 0	0- 1		HOME		1- 0		2- 1		6- 1	
3- 10	0- 0	0- 1		AWAY		0- 1		0- 6		3- 2	
2- 4	0- 0	0- 1		NEUTRAL		0- 0		0- 1		2- 2	
4- 10	0- 0	0- 1		NON-CONFERENCE		0- 1		0- 5		4- 3	
2- 2	0- 0	0- 0		HOME		0- 0		0- 1		2- 1	
0- 4	0- 0	0- 0		AWAY		0- 1		0- 3		0- 0	
2- 4	0- 0	0- 1		NEUTRAL		0- 0		0- 1		2- 2	
10- 7	0- 0	0- 2		CONFERENCE		1- 0		2- 3		7- 2	
7- 1	0- 0	0- 1		HOME		1- 0		2- 0		4- 0	
3- 6	0- 0	0- 1		AWAY		0- 0		0- 3		3- 2	
0- 0	0- 0	0- 0		NEUTRAL		0- 0		0- 0		0- 0	
RPI S	Opponent	Score		RPI S	Opponent	Score		RPI S	Opponent	Score	
30 N	Duke	1	3	92 H	Col. of Charleston	3	1	108 N	Liberty	0	3
50 A	Furman	0	3	94 A	Cal St. Fullerton	0	3	109 H	William & Mary	1	3
50 H	Furman	2	3					113 A	Winthrop	2	3
								121 A	Ga. Southern	0	3
								124 A	Wake Forest	0	3
								141 A	Samford	0	3
								141 H	Samford	3	2
								147 A	Elon	0	3
								147 H	Elon	3	2
								149 A	Charlotte	0	3
								153 N	Butler	0	3
								171 N	Lamar	3	0
								190 N	Idaho	0	3
								195 A	UNC Greensboro	0	3
								195 H	UNC Greensboro	3	2
								217 H	Wofford	3	1
								226 H	Tennessee Tech	3	1
								234 A	Chattanooga	3	1
								234 H	Chattanooga	3	0
								243 H	East Tenn. St.	3	2
								264 H	North Fla.	1	3
								282 A	Davidson	2	3
								285 A	Western Caro.	3	1
								285 H	Western Caro.	3	0
								300 N	Morgan St.	3	0
								302 A	Citadel	3	2
LAST 10 GAMES				50 A	Furman	0	3	285 A	Western Caro.	3	1
				147 H	Elon	3	2	92 H	Col. of Charleston	3	1
				195 H	UNC Greensboro	3	2	282 A	Davidson	2	3
				234 A	Chattanooga	3	1	121 A	Ga. Southern	0	3
				141 A	Samford	0	3	217 H	Wofford	3	1

Non-Div. I Games:

Appalachian St.

Average RPI Win:		151	WON-LOST RECORD		WINNING PCT. RANK		LAST 10 GAMES		STRENGTH OF SCHEDULE		OPP. STRENGTH OF SCHEDULE		TEAM RPI		ADJ RPI		CONF. RPI		ADJ CONF. RPI				
DIV. I ONLY			13- 17		.43333 199		2- 8		25		25		92		.55144 87		1		1				
DIV. I NON-CONF.			10- 2		.83333 31		0- 0		125		181		56		.59063 57		2		2				
TOTALS		RPI 1-25		RPI 26-50				W-L RECORDS				RPI 51-100				RPI 101-150				RPI 150+			
13- 17		1- 13		1- 0				OVERALL				2- 4				1- 0				8- 0			
5- 7		1- 6		0- 0				HOME				1- 1				0- 0				3- 0			
3- 9		0- 7		0- 0				AWAY				1- 2				0- 0				2- 0			
5- 1		0- 0		1- 0				NEUTRAL				0- 1				1- 0				3- 0			
10- 2		0- 0		1- 0				NON-CONFERENCE				0- 2				1- 0				8- 0			
3- 0		0- 0		0- 0				HOME				0- 0				0- 0				3- 0			
2- 1		0- 0		0- 0				AWAY				0- 1				0- 0				2- 0			
5- 1		0- 0		1- 0				NEUTRAL				0- 1				1- 0				3- 0			
3- 15		1- 13		0- 0				CONFERENCE				2- 2				0- 0				0- 0			
2- 7		1- 6		0- 0				HOME				1- 1				0- 0				0- 0			
1- 8		0- 7		0- 0				AWAY				1- 1				0- 0				0- 0			
0- 0		0- 0		0- 0				NEUTRAL				0- 0				0- 0				0- 0			
RPI	S	Opponent		Score		RPI	S	Opponent		Score		RPI	S	Opponent		Score		RPI	S	Opponent		Score	
5	A	Stanford		0	3	43	N	Cincinnati		3	2	55	A	Washington St.		2	3	142	N	North Dakota		3	1
5	H	Stanford		0	3							55	H	Washington St.		3	1	156	A	Montana		3	2
7	A	Washington		0	3							73	A	Oregon St.		3	1	176	N	Harvard		3	0
7	H	Washington		0	3							73	H	Oregon St.		2	3	197	H	UTEP		3	0
9	A	UCLA		0	3							74	N	SMU		2	3	213	H	Idaho St.		3	0
9	H	UCLA		3	0							81	A	Utah		0	3	216	N	UC Riverside		3	0
10	A	California		0	3													218	N	Wyoming		3	1
10	H	California		1	3													227	A	New Hampshire		3	0
21	A	Oregon		0	3													244	H	Charleston So.		3	1
21	A	Southern California		1	3																		
21	H	Oregon		0	3																		
21	H	Southern California		1	3																		
25	A	Arizona		0	3																		
25	H	Arizona		1	3																		
LAST 10 GAMES																							
		9	A	UCLA	0	3			21	A	Oregon	0	3										
		21	A	Southern California	1	3			73	A	Oregon St.	3	1										
		5	H	Stanford	0	3			7	H	Washington	0	3										
		10	H	California	1	3			55	H	Washington St.	3	1										
		25	A	Arizona	0	3			10	A	California	0	3										

Non-Div. I Games:

Arizona St.

[illegible]

Non-Div. I Games: Ark.-Monticello 0 3 Fort Valley St. 1 3 Ark.-Monticello 0 3 Ark.-Pine Bluff

Average RPI Win: 241		WON-LOST RECORD		WINNING PCT. RANK		LAST 10 GAMES		STRENGTH OF SCHEDULE		OPP. STRENGTH OF SCHEDULE		TEAM RPI		ADJ RPI		CONF. RPI		ADJ CONF. RPI	
DIV. I ONLY		22- 11		.66667 74		7- 3		288		176		154		.49289 148		15		15	
DIV. I NON-CONF.		10- 4		.71429 72		0- 0		304		227		179		.47577 182		15		14	
TOTALS		RPI 1-25		RPI 26-50		W-L RECORDS		RPI 51-100		RPI 101-150		RPI 150+							
22- 11		0- 1		0- 2		OVERALL		0- 2		1- 4		21- 2							
10- 1		0- 0		0- 0		HOME		0- 0		1- 1		9- 0							
8- 6		0- 1		0- 1		AWAY		0- 1		0- 2		8- 1							
4- 4		0- 0		0- 1		NEUTRAL		0- 1		0- 1		4- 1							
10- 4		0- 0		0- 1		NON-CONFERENCE		0- 1		0- 0		10- 2							
3- 0		0- 0		0- 0		HOME		0- 0		0- 0		3- 0							
3- 1		0- 0		0- 0		AWAY		0- 0		0- 0		3- 1							
4- 3		0- 0		0- 1		NEUTRAL		0- 1		0- 0		4- 1							
12- 7		0- 1		0- 1		CONFERENCE		0- 1		1- 4		11- 0							
7- 1		0- 0		0- 0		HOME		0- 0		1- 1		6- 0							
5- 5		0- 1		0- 1		AWAY		0- 1		0- 2		5- 0							
0- 1		0- 0		0- 0		NEUTRAL		0- 0		0- 1		0- 0							
RPI	S	Opponent		Score	RPI	S	Opponent		Score	RPI	S	Opponent		Score					
15	A	FIU		0 3	31	A	Middle Tenn.		2 3	62	N	Tulsa		0 3	111	A	New Orleans		1 3
					37	N	TCU		1 3	72	A	Western Ky.		1 3	111	H	New Orleans		2 3
															111	N	New Orleans		2 3
															146	A	Denver		1 3
															146	H	Denver		3 2
															151	N	Evansville		3 2
															167	A	UALR		3 1
															167	H	UALR		3 2
															179	H	Troy		3 1
															182	A	Texas-Arlington		2 3
															188	A	Mississippi St.		3 1
															200	A	North Texas		3 2
															200	H	North Texas		3 1
															229	N	Southeast Mo. St.		1 3
															238	A	Memphis		3 0
															249	A	Fla. Atlantic		3 0
															250	H	South Ala.		3 0
															255	N	Eastern Mich.		3 1
															259	H	Houston Baptist		3 0
															273	A	La.-Lafayette		3 0
															273	H	La.-Lafayette		3 1
															289	H	Jackson St.		3 0
															290	N	Northwestern St.		3 0
															292	A	UT Martin		3 0
															303	N	Texas Southern		3 0
															307	A	La.-Monroe		3 0
															307	H	La.-Monroe		3 0
LAST 10 GAMES																			
															111	N	New Orleans		2 3
															146	H	Denver		3 2
															200	H	North Texas		3 1
															167	A	UALR		3 1
															200	A	North Texas		3 2

Non-Div. I Games:

Arkansas St.

RPI	S	Opponent	Score	
329	H	Ark.-Pine Bluff	3	0

Arkansas St.

A
r
k
a
n
s
a
s
s
t
.

A
r
k
a
n
s
a
s
s
t
.

Average RPI Win: 157		WON-LOST RECORD		WINNING PCT. RANK		LAST 10 GAMES		STRENGTH OF SCHEDULE		OPP. STRENGTH OF SCHEDULE		TEAM RPI		ADJ RPI		CONF. RPI		ADJ CONF. RPI					
Average RPI Loss: 75																							
DIV. I ONLY		13- 18		.41935 204		3- 7		73		53		133		.50263 137		4		4					
DIV. I NON-CONF.		6- 5		.54545 150		0- 0		105		166		110		.52463 118		4		4					
TOTALS		RPI 1-25		RPI 26-50		W-L RECORDS		RPI 51-100		RPI 101-150		RPI 150+											
13- 18		0- 6		0- 3		OVERALL		3- 3		3- 1		7- 5											
6- 8		0- 3		0- 1		HOME		2- 1		1- 1		3- 2											
4- 9		0- 3		0- 2		AWAY		1- 2		2- 0		1- 2											
3- 1		0- 0		0- 0		NEUTRAL		0- 0		0- 0		3- 1											
6- 5		0- 0		0- 1		NON-CONFERENCE		2- 2		0- 0		4- 2											
2- 2		0- 0		0- 0		HOME		1- 1		0- 0		1- 1											
1- 2		0- 0		0- 1		AWAY		1- 1		0- 0		0- 0											
3- 1		0- 0		0- 0		NEUTRAL		0- 0		0- 0		3- 1											
7- 13		0- 6		0- 2		CONFERENCE		1- 1		3- 1		3- 3											
4- 6		0- 3		0- 1		HOME		1- 0		1- 1		2- 1											
3- 7		0- 3		0- 1		AWAY		0- 1		2- 0		1- 2											
0- 0		0- 0		0- 0		NEUTRAL		0- 0		0- 0		0- 0											
RPI	S	Opponent		Score		RPI	S	Opponent		Score		RPI	S	Opponent		Score							
13	A	LSU		0 3		26	A	Kentucky		0 3		57	H	Kansas		0 3		104	A	Georgia	3 0		
13	H	LSU		2 3		26	H	Kentucky		1 3		62	A	Tulsa		3 2		104	H	Georgia	2 3		
14	A	Florida		0 3		37	A	TCU		2 3		70	A	Virginia Tech		2 3		105	A	South Carolina	3 1		
14	H	Florida		0 3								77	A	Auburn		2 3		105	H	South Carolina	3 0		
17	A	Tennessee		0 3								77	H	Auburn		3 2		157	N	Loyola Marymount	0 3		
17	H	Tennessee		2 3								85	H	Jacksonville St.		3 0		160	A	Mississippi	2 3		
																		160	H	Mississippi	0 3		
																		161	A	Alabama	3 2		
																		161	H	Alabama	3 2		
																		182	H	Texas-Arlington	3 0		
																		188	A	Mississippi St.	1 3		
																		188	H	Mississippi St.	3 1		
																		200	H	North Texas	2 3		
																		239	N	East Carolina	3 0		
																		258	N	Grambling	3 0		
																		309	N	Norfolk St.	3 0		
LAST 10 GAMES																							
160 A Mississippi						2 3						13 H LSU						2 3					
104 H Georgia						2 3						17 H Tennessee						2 3					
77 H Auburn						3 2						26 H Kentucky						1 3					
161 A Alabama						3 2						105 A South Carolina						3 1					
188 A Mississippi St.						1 3						14 A Florida						0 3					

Non-Div. I Games:

Arkansas

Average RPI Win:	228	WON-LOST	WINNING	LAST 10		STRENGTH OF	OPP. STRENGTH	TEAM	ADJ	CONF.	ADJ CONF.	
Average RPI Loss:	189	RECORD	PCT. RANK	GAMES		SCHEDULE	OF SCHEDULE	RPI	RPI	RPI	RPI	
DIV. I ONLY		26- 5	.83871	18	8- 2	275	260	97	.5314	101	27	27
DIV. I NON-CONF.		12- 3	.8	40	0- 0	259	165	109	.52465	117	28	28
<hr/>												
TOTALS	RPI 1-25	RPI 26-50		W-L RECORDS		RPI 51-100		RPI 101-150		RPI 150+		
26- 5	0- 0	0- 1		OVERALL		2- 0		3- 1		21- 3		
16- 1	0- 0	0- 0		HOME		1- 0		3- 0		12- 1		
7- 3	0- 0	0- 1		AWAY		1- 0		0- 1		6- 1		
3- 1	0- 0	0- 0		NEUTRAL		0- 0		0- 0		3- 1		
<hr/>												
12- 3	0- 0	0- 1		NON-CONFERENCE		2- 0		1- 0		9- 2		
7- 1	0- 0	0- 0		HOME		1- 0		1- 0		5- 1		
2- 1	0- 0	0- 1		AWAY		1- 0		0- 0		1- 0		
3- 1	0- 0	0- 0		NEUTRAL		0- 0		0- 0		3- 1		
<hr/>												
14- 2	0- 0	0- 0		CONFERENCE		0- 0		2- 1		12- 1		
9- 0	0- 0	0- 0		HOME		0- 0		2- 0		7- 0		
5- 2	0- 0	0- 0		AWAY		0- 0		0- 1		5- 1		
0- 0	0- 0	0- 0		NEUTRAL		0- 0		0- 0		0- 0		
<hr/>												
RPI S	Opponent	Score	RPI S	Opponent	Score	RPI S	Opponent	Score	RPI S	Opponent	Score	
			46 A	Delaware	1 3	71 A	Pepperdine	3 2	140 A	American	1 3	
						97 H	Iowa	3 1	140 H	American	3 0	
									140 H	American	3 2	
									144 H	Fairfield	3 0	
									165 N	Princeton	3 0	
									177 H	Binghamton	3 2	
									185 A	Colgate	3 1	
									185 H	Colgate	3 2	
									209 H	Marist	3 2	
									210 N	Rutgers	3 1	
									211 H	Sacred Heart	0 3	
									216 N	UC Riverside	3 1	
									251 A	Lafayette	3 0	
									251 H	Lafayette	3 0	
									254 N	Seattle	0 3	
									255 H	Eastern Mich.	3 0	
									274 A	Lehigh	3 1	
									274 H	Lehigh	3 0	
									274 H	Lehigh	3 1	
									288 A	Bucknell	3 1	
									288 H	Bucknell	3 1	
			LAST 10 GAMES						295 A	Navy	1 3	
			140 H	American	3 0	295 A	Navy	1 3	295 H	Navy	3 0	
			274 H	Lehigh	3 0	315 H	Holy Cross	3 0	296 A	Manhattan	3 2	
			274 H	Lehigh	3 1	288 H	Bucknell	3 1	300 H	Morgan St.	3 0	
			251 H	Lafayette	3 0	185 H	Colgate	3 2	315 A	Holy Cross	3 0	
			140 A	American	1 3	295 H	Navy	3 0	315 H	Holy Cross	3 0	

Army

RPI	S	Opponent	Score	
321	H	Quinnipiac	3	0

Army

A
r
m
y

A
r
m
y

Average RPI Win:	229	WON-LOST	WINNING	LAST 10	STRENGTH OF	OPP. STRENGTH	TEAM	ADJ	CONF.	ADJ CONF.	
Average RPI Loss:	110	RECORD	PCT. RANK	GAMES	SCHEDULE	OF SCHEDULE	RPI	RPI	RPI	RPI	
DIV. I ONLY	22- 9	.70968	58	7- 3	235	236	119	.52022	120	26	26
DIV. I NON-CONF.	7- 5	.58333	135	0- 1	174	174	136	.50884	136	25	23
<hr/>											
TOTALS	RPI 1-25	RPI 26-50		W-L RECORDS		RPI 51-100		RPI 101-150		RPI 150+	
22- 9	0- 0	0- 2		OVERALL		0- 3		3- 2		19- 2	
8- 1	0- 0	0- 0		HOME		0- 1		1- 0		7- 0	
9- 5	0- 0	0- 2		AWAY		0- 2		1- 0		8- 1	
5- 3	0- 0	0- 0		NEUTRAL		0- 0		1- 2		4- 1	
<hr/>											
7- 5	0- 0	0- 2		NON-CONFERENCE		0- 1		1- 1		6- 1	
0- 0	0- 0	0- 0		HOME		0- 0		0- 0		0- 0	
2- 3	0- 0	0- 2		AWAY		0- 1		0- 0		2- 0	
5- 2	0- 0	0- 0		NEUTRAL		0- 0		1- 1		4- 1	
<hr/>											
15- 4	0- 0	0- 0		CONFERENCE		0- 2		2- 1		13- 1	
8- 1	0- 0	0- 0		HOME		0- 1		1- 0		7- 0	
7- 2	0- 0	0- 0		AWAY		0- 1		1- 0		6- 1	
0- 1	0- 0	0- 0		NEUTRAL		0- 0		0- 1		0- 0	
<hr/>											
RPI S	Opponent	Score	RPI S	Opponent	Score	RPI S	Opponent	Score	RPI S	Opponent	Score
			34 A	Lipscomb	0 3	82 A	Marquette	1 3	104 N	Georgia	0 3
			45 A	Georgia Tech	0 3	85 A	Jacksonville St.	2 3	106 N	Texas St.	3 2
						85 H	Jacksonville St.	2 3	125 A	Morehead St.	3 1
									125 H	Morehead St.	3 1
									125 N	Morehead St.	2 3
									153 N	Butler	3 0
									177 N	Binghamton	3 0
									183 A	Murray St.	1 3
									183 H	Murray St.	3 0
									202 N	Mercer	3 0
									226 A	Tennessee Tech	3 1
									226 H	Tennessee Tech	3 0
									229 A	Southeast Mo. St.	3 0
									229 H	Southeast Mo. St.	3 0
									234 A	Chattanooga	3 0
									241 A	Eastern Ky.	3 1
									241 H	Eastern Ky.	3 2
									245 N	Loyola (IL)	2 3
									281 A	Eastern Ill.	3 0
									281 H	Eastern Ill.	3 0
									291 A	Tennessee St.	3 0
									291 H	Tennessee St.	3 1
			LAST 10 GAMES						292 A	UT Martin	3 1
			125 N	Morehead St.	2 3	34 A	Lipscomb	0 3	292 H	UT Martin	3 0
			183 H	Murray St.	3 0	241 A	Eastern Ky.	3 1	309 A	SIU Edwardsville	3 0
			292 H	UT Martin	3 0	125 A	Morehead St.	3 1	309 N	SIU Edwardsville	3 0
			226 A	Tennessee Tech	3 1	229 H	Southeast Mo. St.	3 0			
			85 A	Jacksonville St.	2 3	281 H	Eastern Ill.	3 0			

Non-Div. I Games:

Austin Peay

Average RPI Win:		195	WON-LOST RECORD		WINNING PCT. RANK		LAST 10 GAMES		STRENGTH OF SCHEDULE		OPP. STRENGTH OF SCHEDULE		TEAM RPI		ADJ RPI		CONF. RPI		ADJ CONF. RPI				
DIV. I ONLY			15- 16		.48387 169		5- 5		159		120		152		.48973 152		13		13				
DIV. I NON-CONF.			7- 6		.53846 157		0- 0		176		142		148		.50479 142		13		12				
TOTALS		RPI 1-25		RPI 26-50				W-L RECORDS		RPI 51-100				RPI 101-150				RPI 150+					
15- 16		0- 1		0- 3				OVERALL		0- 5				5- 3				10- 4					
7- 5		0- 0		0- 1				HOME		0- 1				3- 1				4- 2					
6- 6		0- 0		0- 1				AWAY		0- 2				2- 1				4- 2					
2- 5		0- 1		0- 1				NEUTRAL		0- 2				0- 1				2- 0					
7- 6		0- 1		0- 1				NON-CONFERENCE		0- 3				2- 1				5- 0					
2- 1		0- 0		0- 1				HOME		0- 0				1- 0				1- 0					
3- 1		0- 0		0- 0				AWAY		0- 1				1- 0				2- 0					
2- 4		0- 1		0- 0				NEUTRAL		0- 2				0- 1				2- 0					
8- 10		0- 0		0- 2				CONFERENCE		0- 2				3- 2				5- 4					
5- 4		0- 0		0- 0				HOME		0- 1				2- 1				3- 2					
3- 5		0- 0		0- 1				AWAY		0- 1				1- 1				2- 2					
0- 1		0- 0		0- 1				NEUTRAL		0- 0				0- 0				0- 0					
RPI	S	Opponent		Score		RPI	S	Opponent		Score		RPI	S	Opponent		Score		RPI	S	Opponent		Score	
19	N	Dayton		0 3		27	A	Ohio		0 3		61	A	Western Mich.		0 3		102	H	Miami (OH)		1 3	
						27	N	Ohio		1 3		61	H	Western Mich.		0 3		118	A	Central Mich.		2 3	
						38	H	Louisville		1 3		63	A	Purdue		0 3		118	H	Central Mich.		3 0	
												86	N	George Washington		0 3		127	H	IPFW		3 0	
												89	N	Penn		1 3		133	N	Coastal Caro.		1 3	
																		134	A	IUPUI		3 0	
																		138	A	Toledo		3 2	
																		138	H	Toledo		3 0	
																		158	A	Northern Ill.		3 0	
																		158	H	Northern Ill.		3 0	
																		159	H	Buffalo		3 1	
																		172	A	Kent St.		0 3	
																		192	H	Bowling Green		2 3	
																		193	A	Akron		3 2	
																		193	H	Akron		3 0	
																		242	A	Indiana St.		3 0	
																		255	A	Eastern Mich.		1 3	
																		255	H	Eastern Mich.		2 3	
																		261	A	Towson		3 0	
																		281	N	Eastern Ill.		3 0	
																		309	H	SIU Edwardsville		3 1	
																		319	N	Chicago St.		3 0	
						LAST 10 GAMES																	
						27	N	Ohio		1 3		255	H	Eastern Mich.		2 3							
						193	H	Akron		3 0		158	A	Northern Ill.		3 0							
						193	A	Akron		3 2		61	A	Western Mich.		0 3							
						138	H	Toledo		3 0		102	H	Miami (OH)		1 3							
						118	H	Central Mich.		3 0		192	H	Bowling Green		2 3							

Non-Div. I Games:

Ball St.

Average RPI Win:	111	WON-LOST RECORD	WINNING PCT. RANK	LAST 10 GAMES	STRENGTH OF SCHEDULE	OPP. STRENGTH OF SCHEDULE	TEAM RPI	ADJ RPI	CONF. RPI	ADJ CONF. RPI			
DIV. I ONLY		22- 9	.70968	58	5- 5	59	21	37	.61047	33	3	3	
DIV. I NON-CONF.		11- 0	1	1	0- 0	99	61	14	.66154	15	3	3	
<hr/>													
TOTALS	RPI 1-25	RPI 26-50		W-L RECORDS		RPI 51-100		RPI 101-150		RPI 150+			
22- 9	1- 5	3- 3		OVERALL		6- 1		6- 0		6- 0			
10- 4	1- 2	0- 2		HOME		3- 0		3- 0		3- 0			
8- 5	0- 3	3- 1		AWAY		1- 1		2- 0		2- 0			
4- 0	0- 0	0- 0		NEUTRAL		2- 0		1- 0		1- 0			
11- 0	0- 0	2- 0		NON-CONFERENCE		3- 0		2- 0		4- 0			
4- 0	0- 0	0- 0		HOME		1- 0		1- 0		2- 0			
3- 0	0- 0	2- 0		AWAY		0- 0		0- 0		1- 0			
4- 0	0- 0	0- 0		NEUTRAL		2- 0		1- 0		1- 0			
11- 9	1- 5	1- 3		CONFERENCE		3- 1		4- 0		2- 0			
6- 4	1- 2	0- 2		HOME		2- 0		2- 0		1- 0			
5- 5	0- 3	1- 1		AWAY		1- 1		2- 0		1- 0			
0- 0	0- 0	0- 0		NEUTRAL		0- 0		0- 0		0- 0			
RPI S	Opponent	Score	RPI S	Opponent	Score	RPI S	Opponent	Score	RPI S	Opponent	Score		
1 A	Texas	0 3	37 A	TCU	3 2	51 N	Pittsburgh	3 0	106 H	Texas St.	3 0		
1 H	Texas	0 3	40 A	Texas A&M	3 2	57 A	Kansas	1 3	111 N	New Orleans	3 0		
6 A	Iowa St.	2 3	40 H	Texas A&M	1 3	57 H	Kansas	3 0	112 A	Kansas St.	3 1		
6 H	Iowa St.	3 0	44 A	New Mexico	3 2	63 H	Purdue	3 2	112 H	Kansas St.	3 1		
12 A	Nebraska	0 3	49 A	Oklahoma	2 3	65 A	Missouri	3 1	136 A	Colorado	3 0		
12 H	Nebraska	0 3	49 H	Oklahoma	0 3	65 H	Missouri	3 0	136 H	Colorado	3 0		
						94 N	Cal St. Fullerton	3 0	173 H	UCF	3 0		
									175 H	UTSA	3 0		
									189 A	Houston	3 0		
									207 A	Texas Tech	3 0		
									207 H	Texas Tech	3 0		
									265 N	Southeastern La.	3 0		
<hr/>													
LAST 10 GAMES													
65 A Missouri						3	1	40 A Texas A&M				3	2
1 H Texas						0	3	49 H Oklahoma				0	3
12 A Nebraska						0	3	207 H Texas Tech				3	0
57 A Kansas						1	3	6 A Iowa St.				2	3
136 H Colorado						3	0	112 A Kansas St.				3	1

Non-Div. I Games:

Baylor

Average RPI Win:		224	WON-LOST RECORD		WINNING PCT. RANK		LAST 10 GAMES		STRENGTH OF SCHEDULE		OPP. STRENGTH OF SCHEDULE		TEAM RPI		ADJ RPI		CONF. RPI		ADJ CONF. RPI	
Average RPI Loss:		87																		
DIV. I ONLY			18- 15		.54545 138		7- 3		96		180		115		.523 114		20		18	
DIV. I NON-CONF.			4- 7		.36364 229		0- 1		33		102		115		.5327 107		20		19	
TOTALS		RPI 1-25		RPI 26-50		W-L RECORDS		RPI 51-100		RPI 101-150		RPI 150+								
18- 15		0- 1		0- 6		OVERALL		0- 3		3- 2		15- 3								
11- 4		0- 0		0- 1		HOME		0- 2		2- 1		9- 0								
6- 7		0- 0		0- 3		AWAY		0- 0		1- 1		5- 3								
1- 4		0- 1		0- 2		NEUTRAL		0- 1		0- 0		1- 0								
4- 7		0- 1		0- 3		NON-CONFERENCE		0- 3		1- 0		3- 0								
3- 2		0- 0		0- 0		HOME		0- 2		1- 0		2- 0								
1- 2		0- 0		0- 2		AWAY		0- 0		0- 0		1- 0								
0- 3		0- 1		0- 1		NEUTRAL		0- 1		0- 0		0- 0								
14- 8		0- 0		0- 3		CONFERENCE		0- 0		2- 2		12- 3								
8- 2		0- 0		0- 1		HOME		0- 0		1- 1		7- 0								
5- 5		0- 0		0- 1		AWAY		0- 0		1- 1		4- 3								
1- 1		0- 0		0- 1		NEUTRAL		0- 0		0- 0		1- 0								
RPI	S	Opponent		Score		RPI	S	Opponent		Score		RPI	S	Opponent		Score				
25	N	Arizona		0 3		28	N	Wichita St.		0 3		51	N	Pittsburgh		2 3				
						34	A	Lipscomb		1 3		72	H	Western Ky.		2 3				
						34	H	Lipscomb		0 3		91	H	Central Ark.		0 3				
						34	N	Lipscomb		1 3										
						38	A	Louisville		1 3										
						50	A	Furman		1 3										
						LAST 10 GAMES														
						34	N	Lipscomb		1 3		284	A	S.C. Upstate		3 1				
						164	N	Kennesaw St.		3 0		123	A	Jacksonville		3 1				
						208	H	Campbell		3 0		264	A	North Fla.		3 2				
						243	H	East Tenn. St.		3 0		119	H	Fla. Gulf Coast		2 3				
						50	A	Furman		1 3		304	H	Stetson		3 1				

Non-Div. I Games:

Belmont

Average RPI Win:	316	WON-LOST	WINNING	LAST 10	STRENGTH OF	OPP. STRENGTH	TEAM	ADJ	CONF.	ADJ CONF.	
Average RPI Loss:	195	RECORD	PCT. RANK	GAMES	SCHEDULE	OF SCHEDULE	RPI	RPI	RPI	RPI	
DIV. I ONLY	13- 15	.46429	184	6- 4	324	307	294	.35593	286	31	31
DIV. I NON-CONF.	7- 11	.38889	219	2- 0	324	297	306	.33471	301	31	31
<hr/>											
TOTALS	RPI 1-25	RPI 26-50		W-L RECORDS	RPI 51-100		RPI 101-150		RPI 150+		
13- 15	0- 0	0- 1		OVERALL	0- 0		0- 4		13- 10		
6- 3	0- 0	0- 0		HOME	0- 0		0- 2		6- 1		
5- 6	0- 0	0- 0		AWAY	0- 0		0- 1		5- 5		
2- 6	0- 0	0- 1		NEUTRAL	0- 0		0- 1		2- 4		
<hr/>											
7- 11	0- 0	0- 1		NON-CONFERENCE	0- 0		0- 2		7- 8		
3- 2	0- 0	0- 0		HOME	0- 0		0- 1		3- 1		
3- 4	0- 0	0- 0		AWAY	0- 0		0- 0		3- 4		
1- 5	0- 0	0- 1		NEUTRAL	0- 0		0- 1		1- 3		
<hr/>											
6- 4	0- 0	0- 0		CONFERENCE	0- 0		0- 2		6- 2		
3- 1	0- 0	0- 0		HOME	0- 0		0- 1		3- 0		
2- 2	0- 0	0- 0		AWAY	0- 0		0- 1		2- 1		
1- 1	0- 0	0- 0		NEUTRAL	0- 0		0- 0		1- 1		
<hr/>											
RPI	S	Opponent	Score	RPI	S	Opponent	Score	RPI	S	Opponent	Score
				50	N	Furman	0 3	123	H	Jacksonville	0 3
								123	N	Jacksonville	0 3
								132	A	Florida A&M	0 3
								132	H	Florida A&M	0 3
								170	N	Md.-East. Shore	0 3
								173	H	UCF	0 3
								179	N	Troy	0 3
								202	A	Mercer	0 3
								237	N	Alabama A&M	0 3
								264	A	North Fla.	0 3
								264	N	North Fla.	0 3
								267	A	Gardner-Webb	0 3
								300	N	Morgan St.	3 1
								301	A	South Carolina St.	3 2
								301	H	South Carolina St.	3 0
								304	A	Stetson	1 3
								304	H	Stetson	3 0
								309	A	Norfolk St.	1 3
								309	H	Norfolk St.	3 0
								312	N	Mississippi Val.	3 2
								324	A	N.C. A&T	3 0
								324	H	N.C. A&T	3 0
								325	A	Savannah St.	3 0
								325	H	Savannah St.	3 0
								326	A	Winston-Salem	3 2
								326	H	Winston-Salem	3 0
								328	A	Alabama St.	3 0
<hr/>											
LAST 10 GAMES											
				170	N	Md.-East. Shore	0 3	301	H	South Carolina St.	3 0
				300	N	Morgan St.	3 1	309	A	Norfolk St.	1 3
				309	H	Norfolk St.	3 0	324	A	N.C. A&T	3 0
				304	H	Stetson	3 0	132	A	Florida A&M	0 3
				132	H	Florida A&M	0 3	326	H	Winston-Salem	3 0

Non-Div. I Games:

Bethune-Cookman

Average RPI Win: 239		WON-LOST RECORD		WINNING PCT. RANK		LAST 10 GAMES		STRENGTH OF SCHEDULE		OPP. STRENGTH OF SCHEDULE		TEAM RPI		ADJ RPI		CONF. RPI		ADJ CONF. RPI	
DIV. I ONLY		15- 15		.5 156		4- 6		168		239		168		.47594 177		22		23	
DIV. I NON-CONF.		8- 10		.44444 199		0- 2		163		240		191		.46932 190		19		20	
TOTALS		RPI 1-25		RPI 26-50		W-L RECORDS		RPI 51-100		RPI 101-150		RPI 150+							
15- 15		0- 0		0- 0		OVERALL		1- 7		0- 2		14- 6							
6- 4		0- 0		0- 0		HOME		0- 2		0- 0		6- 2							
7- 6		0- 0		0- 0		AWAY		1- 3		0- 1		6- 2							
2- 5		0- 0		0- 0		NEUTRAL		0- 2		0- 1		2- 2							
8- 10		0- 0		0- 0		NON-CONFERENCE		0- 5		0- 2		8- 3							
4- 1		0- 0		0- 0		HOME		0- 1		0- 0		4- 0							
2- 4		0- 0		0- 0		AWAY		0- 2		0- 1		2- 1							
2- 5		0- 0		0- 0		NEUTRAL		0- 2		0- 1		2- 2							
7- 5		0- 0		0- 0		CONFERENCE		1- 2		0- 0		6- 3							
2- 3		0- 0		0- 0		HOME		0- 1		0- 0		2- 2							
5- 2		0- 0		0- 0		AWAY		1- 1		0- 0		4- 1							
0- 0		0- 0		0- 0		NEUTRAL		0- 0		0- 0		0- 0							
RPI S	Opponent	Score		RPI S	Opponent	Score		RPI S	Opponent	Score		RPI S	Opponent	Score					
								54 A Albany (NY)	2	3		101 A Army	2	3					
								54 A Albany (NY)	3	1		120 N Austin Peay	0	3					
								54 H Albany (NY)	0	3		153 N Butler	0	3					
								76 A Yale	0	3		163 A UMBC	3	0					
								79 N Marshall	0	3		163 H UMBC	2	3					
								82 A Marquette	0	3		185 A Colgate	2	3					
								89 H Syracuse	0	3		194 H Siena	3	0					
								97 N Iowa	0	3		205 N Rhode Island	3	2					
												206 A Hofstra	3	0					
												227 A New Hampshire	3	1					
												227 A New Hampshire	3	0					
												227 H New Hampshire	0	3					
												236 A Stony Brook	0	3					
												236 H Stony Brook	3	0					
												261 H Towson	3	0					
												268 N Central Conn. St.	2	3					
												275 H Cornell	3	0					
												299 A Hartford	3	0					
												299 H Hartford	3	0					
												300 N Morgan St.	3	0					
												320 H Fairleigh Dickinson	3	1					
												321 A Quinnipiac	3	1					
				LAST 10 GAMES															
				54 A Albany (NY)	3	1		236 A Stony Brook	0	3									
				227 A New Hampshire	3	0		227 H New Hampshire	0	3									
				299 H Hartford	3	0		185 A Colgate	2	3									
				89 H Syracuse	0	3		54 H Albany (NY)	0	3									
				163 A UMBC	3	0		54 A Albany (NY)	2	3									

Non-Div. I Games:

Binghamton

Average RPI Win: 239		WON-LOST RECORD		WINNING PCT. RANK		LAST 10 GAMES		STRENGTH OF SCHEDULE		OPP. STRENGTH OF SCHEDULE		TEAM RPI		ADJ RPI		CONF. RPI		ADJ CONF. RPI	
DIV. I ONLY		8- 22		.26667 283		6- 4		142		166		245		.40722 257		16		17	
DIV. I NON-CONF.		0- 12		0 321		0- 0		117		138		287		.36718 285		16		16	
TOTALS		RPI 1-25		RPI 26-50		W-L RECORDS		RPI 51-100		RPI 101-150		RPI 150+							
8- 22		0- 3		0- 0		OVERALL		0- 6		0- 2		8- 11							
5- 8		0- 1		0- 0		HOME		0- 2		0- 1		5- 4							
2- 9		0- 1		0- 0		AWAY		0- 2		0- 1		2- 5							
1- 5		0- 1		0- 0		NEUTRAL		0- 2		0- 0		1- 2							
0- 12		0- 1		0- 0		NON-CONFERENCE		0- 3		0- 2		0- 6							
0- 5		0- 0		0- 0		HOME		0- 1		0- 1		0- 3							
0- 3		0- 0		0- 0		AWAY		0- 1		0- 1		0- 1							
0- 4		0- 1		0- 0		NEUTRAL		0- 1		0- 0		0- 2							
8- 10		0- 2		0- 0		CONFERENCE		0- 3		0- 0		8- 5							
5- 3		0- 1		0- 0		HOME		0- 1		0- 0		5- 1							
2- 6		0- 1		0- 0		AWAY		0- 1		0- 0		2- 4							
1- 1		0- 0		0- 0		NEUTRAL		0- 1		0- 0		1- 0							
RPI	S	Opponent		Score		RPI	S	Opponent		Score		RPI	S	Opponent		Score			
7	N	Washington		0	3			62	H	Tulsa		1	3	129	A	Utah Valley		0	3
18	A	Hawaii		0	3			66	A	New Mexico St.		0	3	129	H	Utah Valley		1	3
18	H	Hawaii		0	3			66	H	New Mexico St.		0	3	157	H	Loyola Marymount		1	3
								66	N	New Mexico St.		0	3	168	N	Gonzaga		0	3
								67	N	UC Irvine		0	3	189	N	Houston		0	3
								84	A	Portland St.		0	3	190	A	Idaho		0	3
														190	H	Idaho		3	1
														190	N	Idaho		3	1
														203	A	Utah St.		2	3
														203	H	Utah St.		3	0
														213	A	Idaho St.		0	3
														220	A	Fresno St.		2	3
														220	H	Fresno St.		2	3
														223	A	Nevada		1	3
														223	H	Nevada		3	0
														232	H	Cal St. Northridge		0	3
														262	H	Northern Ariz.		1	3
														270	A	Louisiana Tech		3	2
														270	H	Louisiana Tech		3	1
														283	A	San Jose St.		3	2
														283	H	San Jose St.		3	1
LAST 10 GAMES																			

Non-Div. I Games:

Boise St.

Average RPI Win:	233	WON-LOST RECORD	WINNING PCT. RANK	LAST 10 GAMES	STRENGTH OF SCHEDULE	OPP. STRENGTH OF SCHEDULE	TEAM RPI	ADJ RPI	CONF. RPI	ADJ CONF. RPI		
Average RPI Loss:	75											
DIV. I ONLY		12- 19	.3871	225	1- 9	192	70	202	.4663	191	5	5
DIV. I NON-CONF.		10- 1	.90909	14	0- 0	305	205	108	.52916	113	5	5
<hr/>												
TOTALS	RPI 1-25	RPI 26-50		W-L RECORDS		RPI 51-100		RPI 101-150		RPI 150+		
12- 19	0- 2	0- 6		OVERALL		0- 6		2- 2		10- 3		
4- 10	0- 1	0- 3		HOME		0- 4		1- 1		3- 1		
3- 9	0- 1	0- 3		AWAY		0- 2		0- 1		3- 2		
5- 0	0- 0	0- 0		NEUTRAL		0- 0		1- 0		4- 0		
10- 1	0- 0	0- 0		NON-CONFERENCE		0- 0		2- 0		8- 1		
3- 0	0- 0	0- 0		HOME		0- 0		1- 0		2- 0		
2- 1	0- 0	0- 0		AWAY		0- 0		0- 0		2- 1		
5- 0	0- 0	0- 0		NEUTRAL		0- 0		1- 0		4- 0		
2- 18	0- 2	0- 6		CONFERENCE		0- 6		0- 2		2- 2		
1- 10	0- 1	0- 3		HOME		0- 4		0- 1		1- 1		
1- 8	0- 1	0- 3		AWAY		0- 2		0- 1		1- 1		
0- 0	0- 0	0- 0		NEUTRAL		0- 0		0- 0		0- 0		
RPI S	Opponent	Score	RPI S	Opponent	Score	RPI S	Opponent	Score	RPI S	Opponent	Score	
3	A Florida St.	0 <div>3</div>	30	A Duke	0 <div>3</div>	58	A Clemson	0 <div>3</div>	124	A Wake Forest	0 <div>3</div>	
3	H Florida St.	0 <div>3</div>	30	H Duke	0 <div>3</div>	58	H Clemson	1 <div>3</div>	124	H Wake Forest	2 <div>3</div>	
			42	A Miami (FL)	0 <div>3</div>	70	H Virginia Tech	2 <div>3</div>	126	H Connecticut	3 2	
			42	H Miami (FL)	1 <div>3</div>	75	A North Carolina	2 <div>3</div>	135	N Northeastern	3 2	
			45	A Georgia Tech	0 <div>3</div>	75	H North Carolina	0 <div>3</div>	159	A Buffalo	0 <div>3</div>	
			45	H Georgia Tech	0 <div>3</div>	99	H Virginia	2 <div>3</div>	174	A Maryland	0 <div>3</div>	
									174	H Maryland	1 <div>3</div>	
									186	N Seton Hall	3 2	
									205	H Rhode Island	3 1	
									215	N Fordham	3 2	
									215	N Fordham	3 1	
									240	A St. John's (NY)	3 1	
									272	A North Carolina St.	3 0	
									272	H North Carolina St.	3 0	
									299	H Hartford	3 1	
									315	A Holy Cross	3 0	
									321	N Quinnipiac	3 0	
			LAST 10 GAMES									
			174	A Maryland	0 <div>3</div>	58	H Clemson	1 <div>3</div>				
			42	A Miami (FL)	0 <div>3</div>	45	H Georgia Tech	0 <div>3</div>				
			3	A Florida St.	0 <div>3</div>	124	A Wake Forest	0 <div>3</div>				
			75	H North Carolina	0 <div>3</div>	30	A Duke	0 <div>3</div>				
			272	H North Carolina St.	3 0	99	H Virginia	2 <div>3</div>				

Non-Div. I Games:

Boston College

Average RPI Win:		304	WON-LOST RECORD		WINNING PCT. RANK		LAST 10 GAMES		STRENGTH OF SCHEDULE		OPP. STRENGTH OF SCHEDULE		TEAM RPI		ADJ RPI		CONF. RPI		ADJ CONF. RPI	
DIV. I ONLY			9- 23		.28125 273		0- 10		286		164		284		.37753 278		7		7	
DIV. I NON-CONF.			9- 5		.64286 101		0- 0		328		295		282		.38473 280		10		10	
TOTALS		RPI 1-25		RPI 26-50		W-L RECORDS		RPI 51-100		RPI 101-150		RPI 150+								
9- 23		0- 2		0- 2		OVERALL		0- 6		0- 5		9- 8								
6- 13		0- 1		0- 1		HOME		0- 3		0- 3		6- 5								
0- 10		0- 1		0- 1		AWAY		0- 3		0- 2		0- 3								
3- 0		0- 0		0- 0		NEUTRAL		0- 0		0- 0		3- 0								
9- 5		0- 0		0- 0		NON-CONFERENCE		0- 0		0- 1		9- 4								
6- 4		0- 0		0- 0		HOME		0- 0		0- 1		6- 3								
0- 1		0- 0		0- 0		AWAY		0- 0		0- 0		0- 1								
3- 0		0- 0		0- 0		NEUTRAL		0- 0		0- 0		3- 0								
0- 18		0- 2		0- 2		CONFERENCE		0- 6		0- 4		0- 4								
0- 9		0- 1		0- 1		HOME		0- 3		0- 2		0- 2								
0- 9		0- 1		0- 1		AWAY		0- 3		0- 2		0- 2								
0- 0		0- 0		0- 0		NEUTRAL		0- 0		0- 0		0- 0								
RPI	S	Opponent		Score	RPI	S	Opponent		Score	RPI	S	Opponent		Score						
16	A	UNI		0 3	28	A	Wichita St.		0 3	52	A	Missouri St.		0 3						
16	H	UNI		0 3	28	H	Wichita St.		0 3	52	H	Missouri St.		0 3						
										83	A	Creighton		1 3						
										83	H	Creighton		0 3						
										100	A	Drake		0 3						
										100	H	Drake		2 3						
										107	A	Southern Ill.		1 3						
										107	H	Southern Ill.		0 3						
										131	A	Illinois St.		0 3						
										131	H	Illinois St.		0 3						
										134	H	IUPUI		1 3						
										151	A	Evansville		1 3						
										151	H	Evansville		0 3						
										158	H	Northern Ill.		0 3						
										197	H	UTEP		0 3						
										242	A	Indiana St.		0 3						
										242	H	Indiana St.		2 3						
										263	H	Western Ill.		2 3						
										274	H	Lehigh		3 1						
										277	A	Radford		1 3						
										284	H	S.C. Upstate		3 1						
										285	N	Western Caro.		3 1						
										301	N	South Carolina St.		3 1						
										306	H	Montana St.		3 1						
										309	H	SIU Edwardsville		3 2						
										319	H	Chicago St.		3 0						
										330	H	Coppin St.		3 0						
										330	N	Coppin St.		3 0						
LAST 10 GAMES																				
		83 H Creighton		0 3			242 H Indiana St.		2 3			16 A UNI		0 3						
		100 H Drake		2 3			151 A Evansville		1 3			107 A Southern Ill.		1 3						
		52 A Missouri St.		0 3			107 A Southern Ill.		1 3			28 H Wichita St.		0 3						
		28 A Wichita St.		0 3			28 H Wichita St.		0 3											
		131 H Illinois St.		0 3																

Non-Div. I Games:

Bradley

Average RPI Win:	293	WON-LOST RECORD	WINNING PCT. RANK	LAST 10 GAMES	STRENGTH OF SCHEDULE	OPP. STRENGTH OF SCHEDULE	TEAM RPI	ADJ RPI	CONF. RPI	ADJ CONF. RPI	
Average RPI Loss:	191										
DIV. I ONLY		6- 19	.24 294	2- 8	274	274	297	.34088 294	24	25	
DIV. I NON-CONF.		4- 7	.36364 229	0- 0	316	307	298	.34892 296	24	24	
<hr/>											
TOTALS	RPI 1-25	RPI 26-50		W-L RECORDS	RPI 51-100		RPI 101-150		RPI 150+		
6- 19	0- 0	0- 0		OVERALL	0- 5		0- 0		6- 14		
4- 8	0- 0	0- 0		HOME	0- 2		0- 0		4- 6		
1- 9	0- 0	0- 0		AWAY	0- 2		0- 0		1- 7		
1- 2	0- 0	0- 0		NEUTRAL	0- 1		0- 0		1- 1		
4- 7	0- 0	0- 0		NON-CONFERENCE	0- 1		0- 0		4- 6		
2- 3	0- 0	0- 0		HOME	0- 0		0- 0		2- 3		
1- 2	0- 0	0- 0		AWAY	0- 0		0- 0		1- 2		
1- 2	0- 0	0- 0		NEUTRAL	0- 1		0- 0		1- 1		
2- 12	0- 0	0- 0		CONFERENCE	0- 4		0- 0		2- 8		
2- 5	0- 0	0- 0		HOME	0- 2		0- 0		2- 3		
0- 7	0- 0	0- 0		AWAY	0- 2		0- 0		0- 5		
0- 0	0- 0	0- 0		NEUTRAL	0- 0		0- 0		0- 0		
RPI S	Opponent	Score	RPI S	Opponent	Score	RPI S	Opponent	Score	RPI S	Opponent	Score
						76 A Yale		0 3	165 A Princeton		0 3
						76 H Yale		0 3	165 H Princeton		1 3
						89 A Penn		1 3	176 A Harvard		0 3
						89 H Penn		0 3	176 H Harvard		0 3
						89 N Syracuse		0 3	205 A Rhode Island		0 3
									218 H Wyoming		0 3
									227 N New Hampshire		1 3
									231 A Dartmouth		2 3
									231 H Dartmouth		3 0
									236 H Stony Brook		2 3
									247 A Columbia		1 3
									247 H Columbia		2 3
									275 A Cornell		1 3
									275 H Cornell		3 0
									305 A Providence		3 1
									314 N Howard		3 0
									315 H Holy Cross		3 1
									315 H Holy Cross		3 2
									318 A Bryant		2 3
									318 H Bryant		1 3
LAST 10 GAMES											
						76 H Yale		0 3	89 A Penn		1 3
						247 H Columbia		2 3	165 A Princeton		0 3
						275 H Cornell		3 0	231 H Dartmouth		3 0
						176 A Harvard		0 3	176 H Harvard		0 3
						231 A Dartmouth		2 3	275 A Cornell		1 3

Non-Div. I Games:

Brown

Average RPI Win:	309	WON-LOST RECORD	WINNING PCT. RANK	LAST 10 GAMES	STRENGTH OF SCHEDULE	OPP. STRENGTH OF SCHEDULE	TEAM RPI	ADJ RPI	CONF. RPI	ADJ CONF. RPI		
DIV. I ONLY		11- 23	.32353	257	3- 7	322	314	317	.27649	318	30	30
DIV. I NON-CONF.		4- 13	.23529	276	0- 0	320	313	317	.28691	319	30	30
<hr/>												
TOTALS	RPI 1-25	RPI 26-50		W-L RECORDS		RPI 51-100		RPI 101-150		RPI 150+		
11- 23	0- 0	0- 0		OVERALL		0- 0		0- 1		11- 22		
6- 9	0- 0	0- 0		HOME		0- 0		0- 0		6- 9		
3- 10	0- 0	0- 0		AWAY		0- 0		0- 1		3- 9		
2- 4	0- 0	0- 0		NEUTRAL		0- 0		0- 0		2- 4		
<hr/>												
4- 13	0- 0	0- 0		NON-CONFERENCE		0- 0		0- 1		4- 12		
2- 4	0- 0	0- 0		HOME		0- 0		0- 0		2- 4		
1- 5	0- 0	0- 0		AWAY		0- 0		0- 1		1- 4		
1- 4	0- 0	0- 0		NEUTRAL		0- 0		0- 0		1- 4		
<hr/>												
7- 10	0- 0	0- 0		CONFERENCE		0- 0		0- 0		7- 10		
4- 5	0- 0	0- 0		HOME		0- 0		0- 0		4- 5		
2- 5	0- 0	0- 0		AWAY		0- 0		0- 0		2- 5		
1- 0	0- 0	0- 0		NEUTRAL		0- 0		0- 0		1- 0		
<hr/>												
RPI S	Opponent	Score	RPI S	Opponent	Score	RPI S	Opponent	Score	RPI S	Opponent	Score	
									138 A	Toledo	0	3
									164 N	Kennesaw St.	1	3
									184 A	Long Island	0	3
									184 H	Long Island	0	3
									209 A	Marist	0	3
									209 N	Marist	0	3
									211 A	Sacred Heart	1	3
									211 H	Sacred Heart	0	3
									227 H	New Hampshire	1	3
									247 A	Columbia	2	3
									268 A	Central Conn. St.	1	3
									268 H	Central Conn. St.	0	3
									271 A	Robert Morris	0	3
									271 H	Robert Morris	3	1
									274 N	Lehigh	0	3
									288 N	Bucknell	1	3
									294 A	Brown	3	1
									294 H	Brown	3	2
									297 A	St. Francis (PA)	3	0
									297 H	St. Francis (PA)	2	3
									299 H	Hartford	0	3
									305 A	Providence	0	3
									305 N	Providence	3	2
									314 H	Howard	1	3
									315 A	Holy Cross	0	3
									315 H	Holy Cross	1	3
									320 A	Fairleigh Dickinson	2	3
									320 H	Fairleigh Dickinson	2	3
									321 H	Quinnipiac	3	0
									321 H	Quinnipiac	3	0
									322 H	Quinnipiac	3	0
									323 A	St. Francis (NY)	3	0
									211 A	Sacred Heart	1	3
									320 A	Fairleigh Dickinson	2	3
									211 H	Sacred Heart	0	3

Non-Div. I Games:

Bryant

RPI	S	Opponent	Score	
320	H	Fairleigh Dickinson	2	3
320	N	Fairleigh Dickinson	3	2
321	H	Quinnipiac	3	0
321	H	Quinnipiac	3	0
323	A	St. Francis (NY)	3	0
323	H	St. Francis (NY)	3	1
330	H	Coppin St.	3	0

Bryant

B
r
y
a
n
t

B
r
y
a
n
t

Average RPI Win:	296	WON-LOST	WINNING	LAST 10	STRENGTH OF	OPP. STRENGTH	TEAM	ADJ	CONF.	ADJ CONF.		
Average RPI Loss:	212	RECORD	PCT. RANK	GAMES	SCHEDULE	OF SCHEDULE	RPI	RPI	RPI	RPI		
DIV. I ONLY		8- 18	.30769 266	2- 8	276	303	288	.35214 288	27	27		
DIV. I NON-CONF.		4- 8	.33333 240	0- 0	280	318	290	.3571 291	28	28		
<hr/>												
TOTALS	RPI 1-25	RPI 26-50		W-L RECORDS		RPI 51-100		RPI 101-150		RPI 150+		
8- 18	0- 0	0- 0		OVERALL		0- 0		0- 5		8- 13		
4- 6	0- 0	0- 0		HOME		0- 0		0- 2		4- 4		
2- 8	0- 0	0- 0		AWAY		0- 0		0- 2		2- 6		
2- 4	0- 0	0- 0		NEUTRAL		0- 0		0- 1		2- 3		
<hr/>												
4- 8	0- 0	0- 0		NON-CONFERENCE		0- 0		0- 1		4- 7		
1- 2	0- 0	0- 0		HOME		0- 0		0- 0		1- 2		
1- 2	0- 0	0- 0		AWAY		0- 0		0- 0		1- 2		
2- 4	0- 0	0- 0		NEUTRAL		0- 0		0- 1		2- 3		
<hr/>												
4- 10	0- 0	0- 0		CONFERENCE		0- 0		0- 4		4- 6		
3- 4	0- 0	0- 0		HOME		0- 0		0- 2		3- 2		
1- 6	0- 0	0- 0		AWAY		0- 0		0- 2		1- 4		
0- 0	0- 0	0- 0		NEUTRAL		0- 0		0- 0		0- 0		
<hr/>												
RPI S	Opponent	Score	RPI S	Opponent	Score	RPI S	Opponent	Score	RPI S	Opponent	Score	
									101 A Army	1	3	
									101 H Army	1	3	
									140 A American	0	3	
									140 H American	1	3	
									143 N West Virginia	0	3	
									185 A Colgate	1	3	
									185 H Colgate	0	3	
									193 A Akron	0	3	
									196 N NJIT	0	3	
									209 A Marist	0	3	
									210 H Rutgers	0	3	
									251 A Lafayette	1	3	
									251 H Lafayette	3	0	
									274 A Lehigh	0	3	
									274 H Lehigh	3	0	
									277 H Radford	1	3	
									280 H Delaware St.	3	0	
									295 A Navy	3	0	
									295 H Navy	0	3	
									297 N St. Francis (PA)	0	3	
									305 N Providence	1	3	
									311 N St. Peter's	3	0	
									315 A Holy Cross	1	3	
									315 H Holy Cross	3	0	
									318 N Bryant	3	1	
323 A St. Francis (NY)	3	2										
			LAST 10 GAMES									
			140 H American			1	3	101 A Army			1	3
			295 H Navy			0	3	315 A Holy Cross			1	3
			251 A Lafayette			1	3	274 H Lehigh			3	0
			274 A Lehigh			0	3	251 H Lafayette			3	0
			185 H Colgate			0	3	185 A Colgate			1	3

Non-Div. I Games:

Bucknell

Average RPI Win:	210	WON-LOST RECORD	WINNING PCT. RANK	LAST 10 GAMES	STRENGTH OF SCHEDULE	OPP. STRENGTH OF SCHEDULE	TEAM RPI	ADJ RPI	CONF. RPI	ADJ CONF. RPI	
Average RPI Loss:	111										
DIV. I ONLY		16- 16	.5 156	3- 7	176	123	151	.48484 159	13	13	
DIV. I NON-CONF.		10- 4	.71429 72	1- 0	189	159	101	.53785 103	13	12	
<hr/>											
TOTALS	RPI 1-25	RPI 26-50		W-L RECORDS	RPI 51-100		RPI 101-150		RPI 150+		
16- 16	0- 1	0- 2		OVERALL	1- 3		1- 4		14- 6		
8- 7	0- 0	0- 1		HOME	1- 1		1- 2		6- 3		
5- 7	0- 1	0- 1		AWAY	0- 0		0- 2		5- 3		
3- 2	0- 0	0- 0		NEUTRAL	0- 2		0- 0		3- 0		
<hr/>											
10- 4	0- 1	0- 0		NON-CONFERENCE	0- 2		1- 0		9- 1		
5- 2	0- 0	0- 0		HOME	0- 1		1- 0		4- 1		
2- 1	0- 1	0- 0		AWAY	0- 0		0- 0		2- 0		
3- 1	0- 0	0- 0		NEUTRAL	0- 1		0- 0		3- 0		
<hr/>											
6- 12	0- 0	0- 2		CONFERENCE	1- 1		0- 4		5- 5		
3- 5	0- 0	0- 1		HOME	1- 0		0- 2		2- 2		
3- 6	0- 0	0- 1		AWAY	0- 0		0- 2		3- 3		
0- 1	0- 0	0- 0		NEUTRAL	0- 1		0- 0		0- 0		
<hr/>											
RPI S	Opponent	Score	RPI S	Opponent	Score	RPI S	Opponent	Score	RPI S	Opponent	Score
2 A	Penn St.	0 3	27 A	Ohio	0 3	51 N	Pittsburgh	0 3	102 A	Miami (OH)	1 3
			27 H	Ohio	1 3	61 H	Western Mich.	3 2	102 H	Miami (OH)	2 3
						61 N	Western Mich.	0 3	118 A	Central Mich.	0 3
						89 H	Syracuse	2 3	138 H	Toledo	1 3
									150 H	Niagara	3 0
									152 A	Ball St.	1 3
									158 H	Northern Ill.	1 3
									172 A	Kent St.	3 2
									172 A	Kent St.	0 3
									172 H	Kent St.	3 1
									185 N	Colgate	3 0
									186 H	Seton Hall	0 3
									191 H	Boston College	3 0
									192 A	Bowling Green	3 1
									192 H	Bowling Green	0 3
									193 A	Akron	0 3
									193 H	Akron	3 2
									215 H	Fordham	3 2
									240 N	St. John's (NY)	3 0
									252 H	Youngstown St.	3 0
									252 H	Youngstown St.	3 0
									255 A	Eastern Mich.	3 1
									271 N	Robert Morris	3 1
									275 A	Cornell	3 0
									279 A	Canisius	3 0
<hr/>											
			LAST 10 GAMES								
			61 N	Western Mich.	0 3	27 A	Ohio	0 3			
			172 A	Kent St.	3 2	102 H	Miami (OH)	2 3			
			138 H	Toledo	1 3	192 H	Bowling Green	0 3			
			193 A	Akron	0 3	279 A	Canisius	3 0			
			172 A	Kent St.	0 3	255 A	Eastern Mich.	3 1			

Non-Div. I Games:

Buffalo

B
u
t
l
e
r

Butler					Through Games Of Saturday, Nov. 28 [all matches]										
Average RPI Win: 208		WON-LOST RECORD	WINNING PCT. RANK		LAST 10 GAMES	STRENGTH OF SCHEDULE		OPP. STRENGTH OF SCHEDULE		TEAM RPI	ADJ RPI		CONF. RPI	ADJ CONF. RPI	
Average RPI Loss: 160															
DIV. I ONLY		21- 14	.6	109	6- 4	199		235		142	.48968	153	17	16	
DIV. I NON-CONF.		11- 7	.61111	121	1- 0	171		239		132	.51121	133	18	18	
TOTALS		RPI 1-25		RPI 26-50		W-L RECORDS		RPI 51-100		RPI 101-150		RPI 150+			
21- 14		0- 0		0- 0		OVERALL		1- 1		4- 7		16- 6			
9- 0		0- 0		0- 0		HOME		0- 0		3- 0		6- 0			
4- 11		0- 0		0- 0		AWAY		0- 1		0- 6		4- 4			
8- 3		0- 0		0- 0		NEUTRAL		1- 0		1- 1		6- 2			
11- 7		0- 0		0- 0		NON-CONFERENCE		1- 1		1- 4		9- 2			
1- 0		0- 0		0- 0		HOME		0- 0		0- 0		1- 0			
2- 5		0- 0		0- 0		AWAY		0- 1		0- 3		2- 1			
8- 2		0- 0		0- 0		NEUTRAL		1- 0		1- 1		6- 1			
10- 7		0- 0		0- 0		CONFERENCE		0- 0		3- 3		7- 4			
8- 0		0- 0		0- 0		HOME		0- 0		3- 0		5- 0			
2- 6		0- 0		0- 0		AWAY		0- 0		0- 3		2- 3			
0- 1		0- 0		0- 0		NEUTRAL		0- 0		0- 0		0- 1			
RPI	S	Opponent	Score	RPI	S	Opponent	Score	RPI	S	Opponent	Score	RPI	S	Opponent	Score
								82	A	Marquette	1 3	106	N	Texas St.	3 0
								100	N	Drake	3 0	110	A	Cleveland St.	0 3
												110	H	Cleveland St.	3 2
												113	A	Winthrop	1 3
												120	N	Austin Peay	0 3
												122	A	Valparaiso	0 3
												122	H	Valparaiso	3 1
												127	A	IPFW	0 3
												134	A	IUPUI	2 3
												139	A	Milwaukee	1 3
												139	H	Milwaukee	3 0
												172	A	Kent St.	2 3
												172	N	Kent St.	3 0
												177	N	Binghamton	3 0
												178	N	Appalachian St.	3 0
												203	N	Utah St.	1 3
												204	A	Wright St.	3 1
												204	H	Wright St.	3 0
												219	A	Ill.-Chicago	0 3
												219	H	Ill.-Chicago	3 2
												219	N	Ill.-Chicago	1 3
												233	A	Green Bay	0 3
												233	H	Green Bay	3 0
												237	H	Alabama A&M	3 0
												242	A	Indiana St.	3 0
												245	A	Loyola (IL)	2 3
												245	H	Loyola (IL)	3 2
				LAST 10 GAMES											
				219	N	Ill.-Chicago	1 3	122	H	Valparaiso	3 1	233	H	Green Bay	3 0
				139	A	Milwaukee	1 3	242	A	Indiana St.	3 0	237	H	Alabama A&M	3 0
				233	A	Green Bay	0 3	110	A	Cleveland St.	0 3	242	A	Indiana St.	3 0
				219	H	Ill.-Chicago	3 2	204	A	Wright St.	3 1	245	A	Loyola (IL)	2 3
				245	H	Loyola (IL)	3 2	252	H	Youngstown St.	3 0	245	H	Loyola (IL)	3 2

B
u
t
l
e
r

Non-Div. I Games:

Butler

RPI	S	Opponent	Score	
252	A	Youngstown St.	3	0
252	H	Youngstown St.	3	0
271	N	Robert Morris	3	0
281	N	Eastern Ill.	3	0
308	N	N.C. Central	3	0
319	A	Chicago St.	3	0

Butler

B
u
t
l
e
r

B
u
t
l
e
r

Average RPI Win:		190	WON-LOST RECORD		WINNING PCT. RANK		LAST 10 GAMES		STRENGTH OF SCHEDULE		OPP. STRENGTH OF SCHEDULE		TEAM RPI		ADJ RPI		CONF. RPI		ADJ CONF. RPI				
Average RPI Loss:		86																					
DIV. I ONLY			9- 20		.31034	264	3- 7		105	78	206	.47237	181	10	10								
DIV. I NON-CONF.			4- 9		.30769	251	0- 0		186	51	227	.45316	214	9	9								
TOTALS		RPI 1-25		RPI 26-50				W-L RECORDS				RPI 51-100				RPI 101-150				RPI 150+			
9- 20		0- 1		1- 3				OVERALL				0- 12				2- 3				6- 1			
5- 6		0- 0		1- 1				HOME				0- 4				0- 1				4- 0			
3- 10		0- 1		0- 2				AWAY				0- 5				2- 1				1- 1			
1- 4		0- 0		0- 0				NEUTRAL				0- 3				0- 1				1- 0			
4- 9		0- 1		0- 0				NON-CONFERENCE				0- 6				1- 2				3- 0			
2- 1		0- 0		0- 0				HOME				0- 1				0- 0				2- 0			
1- 4		0- 1		0- 0				AWAY				0- 2				1- 1				0- 0			
1- 4		0- 0		0- 0				NEUTRAL				0- 3				0- 1				1- 0			
5- 11		0- 0		1- 3				CONFERENCE				0- 6				1- 1				3- 1			
3- 5		0- 0		1- 1				HOME				0- 3				0- 1				2- 0			
2- 6		0- 0		0- 2				AWAY				0- 3				1- 0				1- 1			
0- 0		0- 0		0- 0				NEUTRAL				0- 0				0- 0				0- 0			
RPI	S	Opponent			Score			RPI	S	Opponent			Score			RPI	S	Opponent			Score		
23	A	Colorado St.			0 3			39	A	Long Beach St.			0 3			59	N	San Diego			1 3		
								39	H	Long Beach St.			0 3			67	A	UC Irvine			2 3		
								48	A	UC Santa Barbara			2 3			67	H	UC Irvine			0 3		
								48	H	UC Santa Barbara			3 1			71	N	Pepperdine			0 3		
																73	N	Oregon St.			1 3		
																81	A	Utah			0 3		
																93	A	UC Davis			2 3		
																93	H	UC Davis			2 3		
																94	A	Cal St. Fullerton			0 3		
																94	H	Cal St. Fullerton			0 3		
																95	H	Santa Clara			1 3		
																96	A	BYU			2 3		

Non-Div. I Games:

Cal Poly

Average RPI Win: 249		WON-LOST	WINNING	LAST 10	STRENGTH OF		OPP. STRENGTH	TEAM	ADJ	CONF.	ADJ CONF.
Average RPI Loss: 151		RECORD	PCT. RANK	GAMES	SCHEDULE		OF SCHEDULE	RPI	RPI	RPI	RPI
DIV. I ONLY		14- 15	.48276	173	307		171	251	.40902	256	29
DIV. I NON-CONF.		11- 14	.44	201	258		168	244	.41243	260	29
TOTALS		RPI 1-25	RPI 26-50		W-L RECORDS		RPI 51-100		RPI 101-150		RPI 150+
14- 15	0- 0	0- 1		OVERALL		0- 2		0- 5		14- 7	
4- 3	0- 0	0- 0		HOME		0- 0		0- 1		4- 2	
6- 7	0- 0	0- 1		AWAY		0- 0		0- 3		6- 3	
4- 5	0- 0	0- 0		NEUTRAL		0- 2		0- 1		4- 2	
11- 14	0- 0	0- 1		NON-CONFERENCE		0- 2		0- 5		11- 6	
3- 2	0- 0	0- 0		HOME		0- 0		0- 1		3- 1	
4- 7	0- 0	0- 1		AWAY		0- 0		0- 3		4- 3	
4- 5	0- 0	0- 0		NEUTRAL		0- 2		0- 1		4- 2	
3- 1	0- 0	0- 0		CONFERENCE		0- 0		0- 0		3- 1	
1- 1	0- 0	0- 0		HOME		0- 0		0- 0		1- 1	
2- 0	0- 0	0- 0		AWAY		0- 0		0- 0		2- 0	
0- 0	0- 0	0- 0		NEUTRAL		0- 0		0- 0		0- 0	
RPI S	Opponent	Score		RPI S	Opponent	Score		RPI S	Opponent	Score	
36 A	St. Mary's (CA)	0	3	89 N	Penn	1	3	103 A	San Diego St.	0	3
				95 N	Santa Clara	1	3	103 H	San Diego St.	1	3
								115 A	San Francisco	1	3
								128 A	Pacific	0	3
								128 N	Pacific	0	3
								157 N	Loyola Marymount	0	3
								171 N	Lamar	3	2
								175 A	UTSA	2	3
								214 A	Sacramento St.	3	2
								216 A	UC Riverside	1	3
								216 H	UC Riverside	2	3
								216 N	UC Riverside	3	1
								220 A	Fresno St.	0	3
								220 H	Fresno St.	3	2
								223 N	Nevada	2	3
								232 A	Cal St. Northridge	3	2
								232 H	Cal St. Northridge	3	2
								233 N	Green Bay	3	2
								254 H	Seattle	3	0
								254 H	Seattle	2	3
								259 A	Houston Baptist	3	0
								276 N	A&M-Corpus Christi	3	1
								283 H	San Jose St.	3	0
								287 A	Tex.-Pan American	3	0
								301 A	South Carolina St.	3	0
								301 A	South Carolina St.	3	0
LAST 10 GAMES				LAST 10 GAMES				LAST 10 GAMES			
283 H	San Jose St.	3	0	254 H	Seattle	3	0	283 H	San Jose St.	3	0
220 H	Fresno St.	3	2	232 A	Cal St. Northridge	3	2	287 A	Tex.-Pan American	3	0
103 A	San Diego St.	0	3	103 H	San Diego St.	1	3	301 A	South Carolina St.	3	0
216 A	UC Riverside	1	3	216 H	UC Riverside	2	3	301 A	South Carolina St.	3	0
254 H	Seattle	2	3	301 A	South Carolina St.	3	0				

Non-Div. I Games: Fresno Pacific 0 3 Fresno Pacific 2 3

Cal St. Bakersfield

Average RPI Win:		154	WON-LOST RECORD		WINNING PCT. RANK		LAST 10 GAMES		STRENGTH OF SCHEDULE		OPP. STRENGTH OF SCHEDULE		TEAM RPI		ADJ RPI		CONF. RPI		ADJ CONF. RPI				
DIV. I ONLY			18- 12		.6 109		6- 4		116		66		96		.54336 94		10		10				
DIV. I NON-CONF.			10- 4		.71429 72		1- 0		147		31		83		.56724 81		9		9				
TOTALS		RPI 1-25		RPI 26-50				W-L RECORDS				RPI 51-100				RPI 101-150				RPI 150+			
18- 12		1- 0		1- 5				OVERALL				3- 4				1- 2				12- 1			
11- 3		1- 0		1- 1				HOME				1- 1				1- 0				7- 1			
3- 8		0- 0		0- 3				AWAY				0- 3				0- 2				3- 0			
4- 1		0- 0		0- 1				NEUTRAL				2- 0				0- 0				2- 0			
10- 4		1- 0		0- 2				NON-CONFERENCE				2- 1				0- 1				7- 0			
6- 0		1- 0		0- 0				HOME				0- 0				0- 0				5- 0			
0- 3		0- 0		0- 1				AWAY				0- 1				0- 1				0- 0			
4- 1		0- 0		0- 1				NEUTRAL				2- 0				0- 0				2- 0			
8- 8		0- 0		1- 3				CONFERENCE				1- 3				1- 1				5- 1			
5- 3		0- 0		1- 1				HOME				1- 1				1- 0				2- 1			
3- 5		0- 0		0- 2				AWAY				0- 2				0- 1				3- 0			
0- 0		0- 0		0- 0				NEUTRAL				0- 0				0- 0				0- 0			
RPI	S	Opponent		Score		RPI	S	Opponent		Score		RPI	S	Opponent		Score		RPI	S	Opponent		Score	
9	H	UCLA		3	2	33	N	Baylor		0	3	51	N	Pittsburgh		3	0	103	A	San Diego St.		2	3
						39	A	Long Beach St.		0	3	67	A	UC Irvine		0	3	128	A	Pacific		1	3
						39	H	Long Beach St.		0	3	67	H	UC Irvine		0	3	128	H	Pacific		3	2
						44	A	New Mexico		0	3	73	A	Oregon St.		0	3	156	H	Montana		3	1
						48	A	UC Santa Barbara		0	3	78	N	Wisconsin		3	0	166	N	UNLV		3	2
						48	H	UC Santa Barbara		3	0	93	A	UC Davis		0	3	171	H	Lamar		3	1
												93	H	UC Davis		3	1	178	H	Appalachian St.		3	0
																		181	A	Cal Poly		3	0
																		181	H	Cal Poly		3	0
																		190	H	Idaho		3	2
																		215	H	Fordham		3	1
																		216	A	UC Riverside		3	0
																		216	H	UC Riverside		3	0
																		232	A	Cal St. Northridge		3	0
																		232	H	Cal St. Northridge		1	3
																		254	N	Seattle		3	0
						LAST 10 GAMES																	
						166	N	UNLV		3	2	128	H	Pacific		3	2						
						216	A	UC Riverside		3	0	93	H	UC Davis		3	1						
						67	A	UC Irvine		0	3	181	A	Cal Poly		3	0						
						232	A	Cal St. Northridge		3	0	48	A	UC Santa Barbara		0	3						
						67	H	UC Irvine		0	3	39	A	Long Beach St.		0	3						

Non-Div. I Games:

Cal St. Fullerton

Average RPI Win:	177	WON-LOST RECORD	WINNING PCT. RANK	LAST 10 GAMES	STRENGTH OF SCHEDULE	OPP. STRENGTH OF SCHEDULE	TEAM RPI	ADJ RPI	CONF. RPI	ADJ CONF. RPI	
DIV. I ONLY		8- 22	.26667 283	2- 8	113	117	231	.43097 232	10	10	
DIV. I NON-CONF.		4- 10	.28571 257	0- 1	191	145	253	.4192 256	9	9	
<hr/>											
TOTALS	RPI 1-25	RPI 26-50		W-L RECORDS	RPI 51-100		RPI 101-150		RPI 150+		
8- 22	0- 0	1- 4		OVERALL	1- 8		1- 3		5- 7		
4- 7	0- 0	1- 1		HOME	0- 3		1- 0		2- 3		
2- 12	0- 0	0- 2		AWAY	1- 4		0- 2		1- 4		
2- 3	0- 0	0- 1		NEUTRAL	0- 1		0- 1		2- 0		
<hr/>											
4- 10	0- 0	0- 1		NON-CONFERENCE	0- 3		0- 2		4- 4		
1- 2	0- 0	0- 0		HOME	0- 0		0- 0		1- 2		
1- 5	0- 0	0- 0		AWAY	0- 2		0- 1		1- 2		
2- 3	0- 0	0- 1		NEUTRAL	0- 1		0- 1		2- 0		
<hr/>											
4- 12	0- 0	1- 3		CONFERENCE	1- 5		1- 1		1- 3		
3- 5	0- 0	1- 1		HOME	0- 3		1- 0		1- 1		
1- 7	0- 0	0- 2		AWAY	1- 2		0- 1		0- 2		
0- 0	0- 0	0- 0		NEUTRAL	0- 0		0- 0		0- 0		
<hr/>											
RPI S	Opponent	Score	RPI S	Opponent	Score	RPI S	Opponent	Score	RPI S	Opponent	Score
			32 N	Rice	0 3	55 A	Washington St.	1 3	103 N	San Diego St.	1 3
			39 A	Long Beach St.	0 3	55 A	Washington St.	0 3	115 A	San Francisco	1 3
			39 H	Long Beach St.	3 2	62 N	Tulsa	0 3	128 A	Pacific	0 3
			48 A	UC Santa Barbara	0 3	67 A	UC Irvine	0 3	128 H	Pacific	3 2
			48 H	UC Santa Barbara	0 3	67 H	UC Irvine	1 3	157 A	Loyola Marymount	2 3
						93 A	UC Davis	2 3	181 A	Cal Poly	0 3
						93 H	UC Davis	0 3	181 H	Cal Poly	2 3
						94 A	Cal St. Fullerton	3 1	190 N	Idaho	3 1
						94 H	Cal St. Fullerton	0 3	216 A	UC Riverside	2 3
									216 H	UC Riverside	3 1
									220 H	Fresno St.	2 3
									228 H	Portland	3 0
									256 A	Cal St. Bakersfield	2 3
									256 H	Cal St. Bakersfield	2 3
									257 A	Boise St.	3 0
									262 N	Northern Ariz.	3 2
<hr/>											
LAST 10 GAMES											
			48 A	UC Santa Barbara	0 3	216 A	UC Riverside	2 3			
			181 A	Cal Poly	0 3	48 H	UC Santa Barbara	0 3			
			94 H	Cal St. Fullerton	0 3	256 H	Cal St. Bakersfield	2 3			
			39 H	Long Beach St.	3 2	93 H	UC Davis	0 3			
			67 A	UC Irvine	0 3	128 H	Pacific	3 2			

Non-Div. I Games:

Cal St. Northridge

Average RPI Win:		69	WON-LOST RECORD		WINNING PCT. RANK		LAST 10 GAMES		STRENGTH OF SCHEDULE		OPP. STRENGTH OF SCHEDULE		TEAM RPI		ADJ RPI		CONF. RPI		ADJ CONF. RPI	
DIV. I ONLY			18- 10		.64286		89		7- 3		1		12		10		.66212		10	
DIV. I NON-CONF.			7- 3		.7		78		0- 0		5		48		15		.66317		13	
TOTALS		RPI 1-25		RPI 26-50		W-L RECORDS		RPI 51-100		RPI 101-150		RPI 150+								
18- 10		6- 9		2- 0		OVERALL		6- 1		3- 0		1- 0								
11- 2		4- 2		1- 0		HOME		3- 0		2- 0		1- 0								
5- 5		2- 5		0- 0		AWAY		3- 0		0- 0		0- 0								
2- 3		0- 2		1- 0		NEUTRAL		0- 1		1- 0		0- 0								
7- 3		1- 2		2- 0		NON-CONFERENCE		0- 1		3- 0		1- 0								
4- 0		0- 0		1- 0		HOME		0- 0		2- 0		1- 0								
1- 0		1- 0		0- 0		AWAY		0- 0		0- 0		0- 0								
2- 3		0- 2		1- 0		NEUTRAL		0- 1		1- 0		0- 0								
11- 7		5- 7		0- 0		CONFERENCE		6- 0		0- 0		0- 0								
7- 2		4- 2		0- 0		HOME		3- 0		0- 0		0- 0								
4- 5		1- 5		0- 0		AWAY		3- 0		0- 0		0- 0								
0- 0		0- 0		0- 0		NEUTRAL		0- 0		0- 0		0- 0								
RPI	S	Opponent		Score		RPI	S	Opponent		Score		RPI	S	Opponent		Score				
1	N	Texas		1	3	36	H	St. Mary's (CA)		3	1	55	A	Washington St.		3	1			
5	A	Stanford		2	3	36	N	St. Mary's (CA)		3	1	55	H	Washington St.		3	0			
5	H	Stanford		3	2							67	N	UC Irvine		2	3			
7	A	Washington		3	2							73	A	Oregon St.		3	0			
7	H	Washington		0	3							73	H	Oregon St.		3	1			
9	A	UCLA		1	3							87	A	Arizona St.		3	1			
9	H	UCLA		1	3							87	H	Arizona St.		3	0			
18	A	Hawaii		3	2															
21	A	Oregon		0	3															
21	A	Southern California		2	3															
21	H	Oregon		3	1															
21	H	Southern California		3	1															
24	N	St. Louis		0	3															
25	A	Arizona		1	3															
25	H	Arizona		3	1															
LAST 10 GAMES																				
5	A	Stanford		2	3	7	A	Washington		3	2									
25	A	Arizona		1	3	55	A	Washington St.		3	1									
87	A	Arizona St.		3	1	21	H	Southern California		3	1									
21	H	Oregon		3	1	9	H	UCLA		1	3									
73	H	Oregon St.		3	1	87	H	Arizona St.		3	0									

Non-Div. I Games:

California

Average RPI Win:	270	WON-LOST	WINNING	LAST 10	STRENGTH OF	OPP. STRENGTH	TEAM	ADJ	CONF.	ADJ CONF.		
Average RPI Loss:	127	RECORD	PCT. RANK	GAMES	SCHEDULE	OF SCHEDULE	RPI	RPI	RPI	RPI		
DIV. I ONLY	17- 15	.53125	148	3- 7	280	231	216	.45147	208	20	18	
DIV. I NON-CONF.	7- 4	.63636	106	0- 0	313	275	231	.44176	224	20	19	
<hr/>												
TOTALS	RPI 1-25	RPI 26-50		W-L RECORDS	RPI 51-100		RPI 101-150		RPI 150+			
17- 15	0- 0	0- 2		OVERALL	0- 2		0- 7		17- 4			
4- 8	0- 0	0- 1		HOME	0- 0		0- 3		4- 4			
9- 6	0- 0	0- 1		AWAY	0- 1		0- 4		9- 0			
4- 1	0- 0	0- 0		NEUTRAL	0- 1		0- 0		4- 0			
<hr/>												
7- 4	0- 0	0- 0		NON-CONFERENCE	0- 2		0- 0		7- 2			
0- 2	0- 0	0- 0		HOME	0- 0		0- 0		0- 2			
3- 1	0- 0	0- 0		AWAY	0- 1		0- 0		3- 0			
4- 1	0- 0	0- 0		NEUTRAL	0- 1		0- 0		4- 0			
<hr/>												
10- 11	0- 0	0- 2		CONFERENCE	0- 0		0- 7		10- 2			
4- 6	0- 0	0- 1		HOME	0- 0		0- 3		4- 2			
6- 5	0- 0	0- 1		AWAY	0- 0		0- 4		6- 0			
0- 0	0- 0	0- 0		NEUTRAL	0- 0		0- 0		0- 0			
<hr/>												
RPI	S	Opponent	Score	RPI	S	Opponent	Score	RPI	S	Opponent	Score	
				34	A	Lipscomb	0 3	69	N	VCU	0 3	
				34	H	Lipscomb	1 3	99	A	Virginia	0 3	
										114	A Belmont	0 3
										114	H Belmont	1 3
										119	A Fla. Gulf Coast	1 3
										119	A Fla. Gulf Coast	0 3
										119	H Fla. Gulf Coast	0 3
										123	A Jacksonville	0 3
										123	H Jacksonville	1 3
										164	A Kennesaw St.	3 1
										164	H Kennesaw St.	0 3
										202	A Mercer	3 0
										202	H Mercer	2 3
										235	H High Point	2 3
										239	H East Carolina	1 3
										243	A East Tenn. St.	3 1
										243	H East Tenn. St.	3 2
										244	N Charleston So.	3 2
										264	A North Fla.	3 1
										264	H North Fla.	3 1
										272	A North Carolina St.	3 0
										282	N Davidson	3 1
										284	A S.C. Upstate	3 1
										284	H S.C. Upstate	3 1
				LAST 10 GAMES						284	H S.C. Upstate	3 1
				119	A	Fla. Gulf Coast	0 3	119	A	Fla. Gulf Coast	1 3	
				114	A	Belmont	0 3	304	A	Stetson	3 0	
				34	A	Lipscomb	0 3	202	H	Mercer	2 3	
				264	H	North Fla.	3 1	164	H	Kennesaw St.	0 3	
				123	H	Jacksonville	1 3	284	H	S.C. Upstate	3 1	
										300	N Morgan St.	3 2
										304	A Stetson	3 0
										304	H Stetson	3 0
										308	A N.C. Central	3 0
										308	N N.C. Central	3 1

Non-Div. I Games:

Campbell

RPI	S	Opponent	Score	
326	A	Winston-Salem	3	0

Campbell

C
a
m
p
b
e
l
l

C
a
m
p
b
e
l
l

Average RPI Win: 284		WON-LOST RECORD		WINNING PCT. RANK		LAST 10 GAMES		STRENGTH OF SCHEDULE		OPP. STRENGTH OF SCHEDULE		TEAM RPI		ADJ RPI		CONF. RPI		ADJ CONF. RPI	
Average RPI Loss: 199																			
DIV. I ONLY		11- 18		.37931 231		3- 7		292		276		278		.3691 279		28		28	
DIV. I NON-CONF.		3- 8		.27273 262		0- 1		295		255		295		.35022 295		27		27	
TOTALS		RPI 1-25		RPI 26-50		W-L RECORDS		RPI 51-100		RPI 101-150		RPI 150+							
11- 18		0- 0		0- 0		OVERALL		0- 0		0- 5		11- 13							
4- 6		0- 0		0- 0		HOME		0- 0		0- 2		4- 4							
6- 6		0- 0		0- 0		AWAY		0- 0		0- 2		6- 4							
1- 6		0- 0		0- 0		NEUTRAL		0- 0		0- 1		1- 5							
3- 8		0- 0		0- 0		NON-CONFERENCE		0- 0		0- 1		3- 7							
0- 1		0- 0		0- 0		HOME		0- 0		0- 0		0- 1							
2- 1		0- 0		0- 0		AWAY		0- 0		0- 0		2- 1							
1- 6		0- 0		0- 0		NEUTRAL		0- 0		0- 1		1- 5							
8- 10		0- 0		0- 0		CONFERENCE		0- 0		0- 4		8- 6							
4- 5		0- 0		0- 0		HOME		0- 0		0- 2		4- 3							
4- 5		0- 0		0- 0		AWAY		0- 0		0- 2		4- 3							
0- 0		0- 0		0- 0		NEUTRAL		0- 0		0- 0		0- 0							
RPI	S	Opponent	Score	RPI	S	Opponent	Score	RPI	S	Opponent	Score	RPI	S	Opponent	Score				
												110	N	Cleveland St.	0	3			
												144	A	Fairfield	0	3			
												144	H	Fairfield	0	3			
												150	A	Niagara	0	3			
												150	H	Niagara	1	3			
												154	A	Oakland	0	3			
												159	H	Buffalo	0	3			
												194	A	Siena	1	3			
												194	H	Siena	1	3			
												200	N	North Texas	3	2			
												204	N	Wright St.	0	3			
												209	A	Marist	1	3			
												209	H	Marist	1	3			
												221	N	UNC Wilmington	1	3			
												246	A	Loyola (MD)	3	2			
												246	H	Loyola (MD)	0	3			
												248	N	Air Force	0	3			
												253	A	Iona	0	3			
												253	H	Iona	3	0			
												277	N	Radford	2	3			
												282	A	Davidson	3	1			
												296	A	Manhattan	3	1			
												296	H	Manhattan	3	2			
												298	A	La Salle	3	0			
												311	A	St. Peter's	3	1			
												311	H	St. Peter's	3	1			
												317	A	Rider	3	1			
				LAST 10 GAMES															

Non-Div. I Games:

Canisius

RPI	S	Opponent	Score	
317	H	Rider	3	0
320	N	Fairleigh Dickinson	1	3

Canisius

C
a
n
i
s
i
u
s

C
a
n
i
s
i
u
s

Average RPI Win: 296		WON-LOST RECORD		WINNING PCT. RANK		LAST 10 GAMES		STRENGTH OF SCHEDULE		OPP. STRENGTH OF SCHEDULE		TEAM RPI		ADJ RPI		CONF. RPI		ADJ CONF. RPI	
Average RPI Loss: 192																			
DIV. I ONLY		4- 26		.13333 312		0- 10		259		268		310		.30624 313		21		22	
DIV. I NON-CONF.		4- 8		.33333 240		0- 1		300		303		293		.35331 293		22		22	
TOTALS		RPI 1-25		RPI 26-50		W-L RECORDS		RPI 51-100		RPI 101-150		RPI 150+							
4- 26		0- 0		0- 2		OVERALL		0- 1		0- 5		4- 18							
3- 9		0- 0		0- 1		HOME		0- 0		0- 2		3- 6							
0- 12		0- 0		0- 1		AWAY		0- 1		0- 2		0- 8							
1- 5		0- 0		0- 0		NEUTRAL		0- 0		0- 1		1- 4							
4- 8		0- 0		0- 0		NON-CONFERENCE		0- 1		0- 1		4- 6							
3- 0		0- 0		0- 0		HOME		0- 0		0- 0		3- 0							
0- 3		0- 0		0- 0		AWAY		0- 1		0- 0		0- 2							
1- 5		0- 0		0- 0		NEUTRAL		0- 0		0- 1		1- 4							
0- 18		0- 0		0- 2		CONFERENCE		0- 0		0- 4		0- 12							
0- 9		0- 0		0- 1		HOME		0- 0		0- 2		0- 6							
0- 9		0- 0		0- 1		AWAY		0- 0		0- 2		0- 6							
0- 0		0- 0		0- 0		NEUTRAL		0- 0		0- 0		0- 0							
RPI S	Opponent	Score		RPI S	Opponent	Score		RPI S	Opponent	Score		RPI S	Opponent	Score					
				46 A	North Dakota St.	0	3	100 A	Drake	0	3	122 N	Valparaiso	0	3				
				46 H	North Dakota St.	0	3					127 A	IPFW	0	3				
												127 H	IPFW	0	3				
												134 A	IUPUI	1	3				
												134 H	IUPUI	0	3				
												154 A	Oakland	0	3				
												154 H	Oakland	1	3				
												187 A	Oral Roberts	0	3				
												187 H	Oral Roberts	0	3				
												199 A	UMKC	0	3				
												199 H	UMKC	1	3				
												212 N	South Dakota	1	3				
												222 A	South Dakota St.	0	3				
												222 H	South Dakota St.	0	3				
												250 N	South Ala.	0	3				
												258 H	Grambling	3	1				
												263 A	Western Ill.	0	3				
												263 H	Western Ill.	0	3				
												266 A	Southern Utah	0	3				
												266 H	Southern Utah	1	3				
												270 A	Louisiana Tech	0	3				
												270 A	Louisiana Tech	2	3				
												273 H	La.-Lafayette	3	2				
												276 N	A&M-Corpus Christi	1	3				
												292 N	UT Martin	0	3				
												322 H	Southern U.	3	0				
												329 N	Ark.-Pine Bluff	3	0				
LAST 10 GAMES																			
				187 H	Oral Roberts	0	3	199 A	UMKC	0	3	273 H	La.-Lafayette	3	2				
				222 H	South Dakota St.	0	3	263 H	Western Ill.	0	3	276 N	A&M-Corpus Christi	1	3				
				46 H	North Dakota St.	0	3	134 H	IUPUI	0	3	292 N	UT Martin	0	3				
				270 A	Louisiana Tech	2	3	154 A	Oakland	0	3	322 H	Southern U.	3	0				
				266 A	Southern Utah	0	3	127 A	IPFW	0	3	329 N	Ark.-Pine Bluff	3	0				

Non-Div. I Games:

Centenary (LA)

Average RPI Win: 223		WON-LOST RECORD		WINNING PCT. RANK		LAST 10 GAMES		STRENGTH OF SCHEDULE		OPP. STRENGTH OF SCHEDULE		TEAM RPI		ADJ RPI		CONF. RPI		ADJ CONF. RPI	
DIV. I ONLY		27- 3		.9 9		10- 0		291		221		90		.54652 91		23		20	
DIV. I NON-CONF.		11- 3		.78571 44		0- 0		311		203		153		.49373 152		21		21	
TOTALS		RPI 1-25		RPI 26-50		W-L RECORDS		RPI 51-100		RPI 101-150		RPI 150+							
27- 3		0- 0		0- 2		OVERALL		0- 0		5- 0		22- 1							
13- 0		0- 0		0- 0		HOME		0- 0		1- 0		12- 0							
10- 2		0- 0		0- 1		AWAY		0- 0		3- 0		7- 1							
4- 1		0- 0		0- 1		NEUTRAL		0- 0		1- 0		3- 0							
11- 3		0- 0		0- 2		NON-CONFERENCE		0- 0		2- 0		9- 1							
5- 0		0- 0		0- 0		HOME		0- 0		0- 0		5- 0							
2- 2		0- 0		0- 1		AWAY		0- 0		1- 0		1- 1							
4- 1		0- 0		0- 1		NEUTRAL		0- 0		1- 0		3- 0							
16- 0		0- 0		0- 0		CONFERENCE		0- 0		3- 0		13- 0							
8- 0		0- 0		0- 0		HOME		0- 0		1- 0		7- 0							
8- 0		0- 0		0- 0		AWAY		0- 0		2- 0		6- 0							
0- 0		0- 0		0- 0		NEUTRAL		0- 0		0- 0		0- 0							
RPI S	Opponent	Score		RPI S	Opponent	Score		RPI S	Opponent	Score		RPI S	Opponent	Score					
				32 A	Rice	1	3					106 A	Texas St.	3	2				
				49 N	Oklahoma	1	3					114 A	Belmont	3	0				
												141 N	Samford	3	0				
												145 A	Stephen F. Austin	3	2				
												145 H	Stephen F. Austin	3	0				
												162 H	Sam Houston St.	3	0				
												171 H	Lamar	3	0				
												175 A	UTSA	3	2				
												182 H	Texas-Arlington	3	1				
												187 H	Oral Roberts	3	0				
												198 A	McNeese St.	3	1				
												198 H	McNeese St.	3	0				
												229 N	Southeast Mo. St.	3	0				
												230 A	Nicholls St.	3	1				
												230 H	Nicholls St.	3	1				
												238 A	Memphis	1	3				
												248 H	Air Force	3	0				
												259 N	Houston Baptist	3	0				
												265 A	Southeastern La.	3	1				
												265 H	Southeastern La.	3	0				
												270 H	Louisiana Tech	3	1				
												273 N	La.-Lafayette	3	0				
												276 A	A&M-Corpus Christi	3	0				
												290 A	Northwestern St.	3	0				
												290 H	Northwestern St.	3	0				
												307 H	La.-Monroe	3	0				
												329 A	Ark.-Pine Bluff	3	0				
LAST 10 GAMES																			
				171 H	Lamar	3	0	265 A	Southeastern La.	3	1	276 A	A&M-Corpus Christi	3	0				
				162 H	Sam Houston St.	3	0	175 A	UTSA	3	2	290 A	Northwestern St.	3	0				
				145 H	Stephen F. Austin	3	0	276 A	A&M-Corpus Christi	3	0	290 H	Northwestern St.	3	0				
				198 H	McNeese St.	3	0	182 H	Texas-Arlington	3	1	307 H	La.-Monroe	3	0				
				230 A	Nicholls St.	3	1	106 A	Texas St.	3	2	329 A	Ark.-Pine Bluff	3	0				

Non-Div. I Games:

Central Ark.

RPI	S	Opponent	Score	
329	H	Ark.-Pine Bluff	3	0

Central Ark.

C
e
n
t
r
a
l
A
r
k
.

C
e
n
t
r
a
l
A
r
k
.

Average RPI Win:	290	WON-LOST	WINNING	LAST 10	STRENGTH OF	OPP. STRENGTH	TEAM	ADJ	CONF.	ADJ CONF.	
Average RPI Loss:	211	RECORD	PCT. RANK	GAMES	SCHEDULE	OF SCHEDULE	RPI	RPI	RPI	RPI	
DIV. I ONLY	18- 15	.54545	138	6- 4	310	298	258	.39565	268	30	30
DIV. I NON-CONF.	6- 9	.4	211	0- 0	275	266	275	.38709	279	30	30
<hr/>											
TOTALS	RPI 1-25	RPI 26-50		W-L RECORDS		RPI 51-100		RPI 101-150		RPI 150+	
18- 15	0- 0	0- 0		OVERALL		0- 1		0- 1		18- 13	
10- 4	0- 0	0- 0		HOME		0- 0		0- 0		10- 4	
6- 8	0- 0	0- 0		AWAY		0- 1		0- 0		6- 7	
2- 3	0- 0	0- 0		NEUTRAL		0- 0		0- 1		2- 2	
<hr/>											
6- 9	0- 0	0- 0		NON-CONFERENCE		0- 1		0- 1		6- 7	
4- 2	0- 0	0- 0		HOME		0- 0		0- 0		4- 2	
0- 5	0- 0	0- 0		AWAY		0- 1		0- 0		0- 4	
2- 2	0- 0	0- 0		NEUTRAL		0- 0		0- 1		2- 1	
<hr/>											
12- 6	0- 0	0- 0		CONFERENCE		0- 0		0- 0		12- 6	
6- 2	0- 0	0- 0		HOME		0- 0		0- 0		6- 2	
6- 3	0- 0	0- 0		AWAY		0- 0		0- 0		6- 3	
0- 1	0- 0	0- 0		NEUTRAL		0- 0		0- 0		0- 1	
<hr/>											
RPI S	Opponent	Score	RPI S	Opponent	Score	RPI S	Opponent	Score	RPI S	Opponent	Score
						76 A	Yale	0 3	135 N	Northeastern	1 3
						177 N	Binghamton	3 2			
						184 A	Long Island	0 3			
						184 H	Long Island	2 3			
						186 N	Seton Hall	3 2			
						196 H	NJIT	0 3			
						205 A	Rhode Island	1 3			
						211 A	Sacred Heart	1 3			
						211 A	Sacred Heart	0 3			
						211 H	Sacred Heart	3 1			
						211 N	Sacred Heart	0 3			
						215 A	Fordham	1 3			
						231 A	Dartmouth	0 3			
						247 A	Columbia	0 3			
						271 A	Robert Morris	3 2			
						271 H	Robert Morris	2 3			
						296 H	Manhattan	2 3			
						296 N	Manhattan	0 3			
						297 A	St. Francis (PA)	3 1			
						297 H	St. Francis (PA)	3 1			
						299 H	Hartford	3 0			
						299 H	Hartford	3 0			
						305 H	Providence	3 1			
						315 H	Holy Cross	3 1			
						318 A	Bryant	3 0			
318 H	Bryant	3 1									
320 A	Fairleigh Dickinson	3 0									
			LAST 10 GAMES								
			211 A	Sacred Heart	0 3	211 H	Sacred Heart	3 1			
			323 A	St. Francis (NY)	3 1	297 H	St. Francis (PA)	3 1			
			184 A	Long Island	0 3	271 H	Robert Morris	2 3			
			318 H	Bryant	3 1	320 A	Fairleigh Dickinson	3 0			
			320 H	Fairleigh Dickinson	3 0	211 A	Sacred Heart	1 3			

Non-Div. I Games:

Central Conn. St.

RPI	S	Opponent	Score	
320	H	Fairleigh Dickinson	3	0
321	A	Quinnipiac	3	1
321	H	Quinnipiac	3	1
323	A	St. Francis (NY)	3	1
323	H	St. Francis (NY)	3	0

Central Conn. St.
.
S
t
.

C
e
n
t
r
a
l
C
o
n
n
.
S
t
.

Average RPI Win:	187	WON-LOST RECORD	WINNING PCT. RANK	LAST 10 GAMES		STRENGTH OF SCHEDULE	OPP. STRENGTH OF SCHEDULE	TEAM RPI	ADJ RPI	CONF. RPI	ADJ CONF. RPI	
DIV. I ONLY		17- 13	.56667	127	4- 6	135	99	116	.52134	118	13	13
DIV. I NON-CONF.		7- 4	.63636	106	0- 1	81	98	81	.56917	80	13	12
<hr/>												
TOTALS	RPI 1-25		RPI 26-50		W-L RECORDS		RPI 51-100		RPI 101-150		RPI 150+	
17- 13	0- 1		0- 3		OVERALL		0- 4		2- 2		15- 3	
7- 2	0- 0		0- 0		HOME		0- 1		1- 0		6- 1	
5- 8	0- 1		0- 1		AWAY		0- 2		0- 2		5- 2	
5- 3	0- 0		0- 2		NEUTRAL		0- 1		1- 0		4- 0	
7- 4	0- 1		0- 1		NON-CONFERENCE		0- 2		1- 0		6- 0	
0- 0	0- 0		0- 0		HOME		0- 0		0- 0		0- 0	
3- 2	0- 1		0- 0		AWAY		0- 1		0- 0		3- 0	
4- 2	0- 0		0- 1		NEUTRAL		0- 1		1- 0		3- 0	
10- 9	0- 0		0- 2		CONFERENCE		0- 2		1- 2		9- 3	
7- 2	0- 0		0- 0		HOME		0- 1		1- 0		6- 1	
2- 6	0- 0		0- 1		AWAY		0- 1		0- 2		2- 2	
1- 1	0- 0		0- 1		NEUTRAL		0- 0		0- 0		1- 0	
RPI S	Opponent	Score	RPI S	Opponent	Score	RPI S	Opponent	Score	RPI S	Opponent	Score	
3 A	Florida St.	0 3	27 A	Ohio	0 3	61 A	Western Mich.	1 3	102 A	Miami (OH)	2 3	
			27 N	Ohio	1 3	61 H	Western Mich.	2 3	132 N	Florida A&M	3 2	
			46 N	North Dakota St.	0 3	82 A	Marquette	0 3	138 A	Toledo	2 3	
						97 N	Iowa	1 3	138 H	Toledo	3 0	
									152 A	Ball St.	0 3	
									152 H	Ball St.	3 2	
									158 A	Northern Ill.	2 3	
									158 H	Northern Ill.	3 0	
									158 N	Northern Ill.	3 0	
									159 H	Buffalo	3 0	
									162 A	Sam Houston St.	3 0	
									171 N	Lamar	3 0	
									172 H	Kent St.	3 0	
									192 A	Bowling Green	3 1	
									193 H	Akron	3 0	
									200 N	North Texas	3 0	
									219 A	Ill.-Chicago	3 0	
									222 N	South Dakota St.	3 0	
									233 A	Green Bay	3 0	
									255 A	Eastern Mich.	3 2	
									255 H	Eastern Mich.	3 2	
									255 H	Eastern Mich.	0 3	
			LAST 10 GAMES									
			82 A	Marquette	0 3	61 H	Western Mich.	2 3				
			27 N	Ohio	1 3	152 A	Ball St.	0 3				
			158 N	Northern Ill.	3 0	138 A	Toledo	2 3				
			255 H	Eastern Mich.	3 2	172 H	Kent St.	3 0				
			158 H	Northern Ill.	3 0	255 H	Eastern Mich.	0 3				

Non-Div. I Games:

Central Mich.

Average RPI Win:	255	WON-LOST RECORD	WINNING PCT. RANK	LAST 10 GAMES	STRENGTH OF SCHEDULE	OPP. STRENGTH OF SCHEDULE	TEAM RPI	ADJ RPI	CONF. RPI	ADJ CONF. RPI	
Average RPI Loss:	172										
DIV. I ONLY	17- 17	.5	156	6- 4	282	266	234	.41908	244	18	24
DIV. I NON-CONF.	10- 6	.625	110	1- 0	322	293	263	.41101	263	26	26
<hr/>											
TOTALS	RPI 1-25	RPI 26-50		W-L RECORDS		RPI 51-100		RPI 101-150		RPI 150+	
17- 17	0- 0	0- 0		OVERALL		1- 1		2- 7		14- 9	
6- 4	0- 0	0- 0		HOME		0- 0		1- 3		5- 1	
5- 9	0- 0	0- 0		AWAY		1- 1		0- 3		4- 5	
6- 4	0- 0	0- 0		NEUTRAL		0- 0		1- 1		5- 3	
10- 6	0- 0	0- 0		NON-CONFERENCE		1- 1		0- 1		9- 4	
1- 1	0- 0	0- 0		HOME		0- 0		0- 1		1- 0	
4- 2	0- 0	0- 0		AWAY		1- 1		0- 0		3- 1	
5- 3	0- 0	0- 0		NEUTRAL		0- 0		0- 0		5- 3	
7- 11	0- 0	0- 0		CONFERENCE		0- 0		2- 6		5- 5	
5- 3	0- 0	0- 0		HOME		0- 0		1- 2		4- 1	
1- 7	0- 0	0- 0		AWAY		0- 0		0- 3		1- 4	
1- 1	0- 0	0- 0		NEUTRAL		0- 0		1- 1		0- 0	
RPI	S	Opponent	Score	RPI	S	Opponent	Score	RPI	S	Opponent	Score
						87 A Arizona St.	1 3			108 A Liberty	1 3
						92 A Col. of Charleston	3 1			108 H Liberty	2 3
										108 N Liberty	2 3
										113 A Winthrop	1 3
										113 H Winthrop	0 3
										113 N Winthrop	3 2
										121 H Ga. Southern	1 3
										133 A Coastal Caro.	1 3
										133 H Coastal Caro.	3 1
										180 A UNC Asheville	2 3
										180 H UNC Asheville	3 2
										197 N UTEP	0 3
										208 N Campbell	2 3
										213 N Idaho St.	0 3
										224 A Presbyterian	0 3
										224 H Presbyterian	3 0
										235 A High Point	0 3
										235 H High Point	1 3
										267 A Gardner-Webb	1 3
										267 H Gardner-Webb	3 1
										272 A North Carolina St.	0 3
										277 A Radford	3 0
										277 H Radford	3 0
										282 N Davidson	3 1
										300 N Morgan St.	3 0
										301 A South Carolina St.	3 0
										302 A Citadel	3 0

Non-Div. I Games:

Charleston So.

RPI	S	Opponent	Score	
302	N	Citadel	3	1
308	N	N.C. Central	3	0
325	A	Savannah St.	3	0
325	H	Savannah St.	3	0
328	N	Alabama St.	3	0

Charleston So.

C
h
a
r
l
e
s
t
o
n
S
o
.

C
h
a
r
l
e
s
t
o
n
S
o
.

Average RPI Win:	218	WON-LOST RECORD	WINNING PCT. RANK	LAST 10 GAMES	STRENGTH OF SCHEDULE	OPP. STRENGTH OF SCHEDULE	TEAM RPI	ADJ RPI	CONF. RPI	ADJ CONF. RPI	
Average RPI Loss:	84										
DIV. I ONLY	15- 17	.46875	178	1- 9	144	113	153	.49196	149	12	12
DIV. I NON-CONF.	9- 7	.5625	144	0- 1	161	183	137	.50669	138	11	13
<hr/>											
TOTALS	RPI 1-25	RPI 26-50		W-L RECORDS	RPI 51-100		RPI 101-150		RPI 150+		
15- 17	0- 3	0- 1		OVERALL	1- 10		2- 1		12- 2		
8- 5	0- 2	0- 0		HOME	1- 3		0- 0		7- 0		
4- 8	0- 1	0- 0		AWAY	0- 4		2- 1		2- 2		
3- 4	0- 0	0- 1		NEUTRAL	0- 3		0- 0		3- 0		
9- 7	0- 0	0- 1		NON-CONFERENCE	0- 4		2- 1		7- 1		
4- 1	0- 0	0- 0		HOME	0- 1		0- 0		4- 0		
2- 3	0- 0	0- 0		AWAY	0- 1		2- 1		0- 1		
3- 3	0- 0	0- 1		NEUTRAL	0- 2		0- 0		3- 0		
6- 10	0- 3	0- 0		CONFERENCE	1- 6		0- 0		5- 1		
4- 4	0- 2	0- 0		HOME	1- 2		0- 0		3- 0		
2- 5	0- 1	0- 0		AWAY	0- 3		0- 0		2- 1		
0- 1	0- 0	0- 0		NEUTRAL	0- 1		0- 0		0- 0		
RPI S	Opponent	Score	RPI S	Opponent	Score	RPI S	Opponent	Score	RPI S	Opponent	Score
19 H	Dayton	0 3	50 N	Furman	0 3	53 A	Xavier	0 3	124 A	Wake Forest	3 2
24 A	St. Louis	0 3				53 H	Xavier	0 3	133 A	Coastal Caro.	3 1
24 H	St. Louis	0 3				53 N	Xavier	1 3	147 A	Elon	0 3
						58 A	Clemson	0 3	169 A	Duquesne	3 2
						64 H	Northwestern	1 3	178 H	Appalachian St.	3 0
						79 N	Marshall	2 3	205 H	Rhode Island	3 1
						85 N	Jacksonville St.	2 3	215 A	Fordham	2 3
						86 A	George Washington	0 3	215 H	Fordham	3 2
						86 H	George Washington	3 1	221 N	UNC Wilmington	3 0
						88 A	Temple	1 3	224 H	Presbyterian	3 0
						88 H	Temple	1 3	225 H	James Madison	3 0
									235 A	High Point	1 3
									282 H	Davidson	3 0
									285 N	Western Caro.	3 0
									298 A	La Salle	3 0
									298 H	La Salle	3 0
									326 N	Winston-Salem	3 0
<hr/>											
LAST 10 GAMES											
53 N Xavier						1	3	215 A Fordham		2	3
53 A Xavier						0	3	298 H La Salle		3	0
88 H Temple						1	3	53 H Xavier		0	3
86 A George Washington						0	3	19 H Dayton		0	3
24 H St. Louis						0	3	58 A Clemson		0	3

Non-Div. I Games:

Charlotte

Average RPI Win:	264	WON-LOST RECORD	WINNING PCT. RANK	LAST 10 GAMES	STRENGTH OF SCHEDULE	OPP. STRENGTH OF SCHEDULE	TEAM RPI	ADJ RPI	CONF. RPI	ADJ CONF. RPI	
DIV. I ONLY		12- 17	.41379 208	2- 8	234	256	235	.42967	234	19	19
DIV. I NON-CONF.		8- 5	.61538 115	0- 1	243	262	175	.47843	173	23	25
<hr/>											
TOTALS	RPI 1-25	RPI 26-50		W-L RECORDS		RPI 51-100		RPI 101-150		RPI 150+	
12- 17	0- 0	0- 1		OVERALL		0- 1		0- 8		12- 7	
4- 9	0- 0	0- 0		HOME		0- 1		0- 5		4- 3	
4- 8	0- 0	0- 1		AWAY		0- 0		0- 3		4- 4	
4- 0	0- 0	0- 0		NEUTRAL		0- 0		0- 0		4- 0	
8- 5	0- 0	0- 0		NON-CONFERENCE		0- 0		0- 3		8- 2	
1- 4	0- 0	0- 0		HOME		0- 0		0- 2		1- 2	
3- 1	0- 0	0- 0		AWAY		0- 0		0- 1		3- 0	
4- 0	0- 0	0- 0		NEUTRAL		0- 0		0- 0		4- 0	
4- 12	0- 0	0- 1		CONFERENCE		0- 1		0- 5		4- 5	
3- 5	0- 0	0- 0		HOME		0- 1		0- 3		3- 1	
1- 7	0- 0	0- 1		AWAY		0- 0		0- 2		1- 4	
0- 0	0- 0	0- 0		NEUTRAL		0- 0		0- 0		0- 0	
<hr/>											
RPI S	Opponent	Score	RPI S	Opponent	Score	RPI S	Opponent	Score	RPI S	Opponent	Score
			50 A	Furman	0 3	92 H	Col. of Charleston	0 3	114 H	Belmont	1 3
									120 H	Austin Peay	0 3
									121 H	Ga. Southern	0 3
									125 A	Morehead St.	0 3
									141 A	Samford	0 3
									141 H	Samford	0 3
									147 A	Elon	1 3
									147 H	Elon	2 3
									164 H	Kennesaw St.	0 3
									178 A	Appalachian St.	0 3
									178 H	Appalachian St.	1 3
									195 A	UNC Greensboro	0 3
									195 H	UNC Greensboro	3 0
									217 A	Wofford	0 3
									225 N	James Madison	3 2
									243 A	East Tenn. St.	3 1
									243 N	East Tenn. St.	3 1
									245 H	Loyola (IL)	0 3
									258 N	Grambling	3 1
									265 N	Southeastern La.	3 1
									270 A	Louisiana Tech	3 2
									282 A	Davidson	1 3
									285 A	Western Caro.	3 0
									285 H	Western Caro.	3 0
									291 A	Tennessee St.	3 1
									302 H	Citadel	3 0
									309 H	SIU Edwardsville	3 1

Non-Div. I Games:

Chattanooga

[illegible]

Non-Div. I Games:

Chicago St.

Average RPI Win:	137	WON-LOST RECORD	WINNING PCT. RANK	LAST 10 GAMES	STRENGTH OF SCHEDULE	OPP. STRENGTH OF SCHEDULE	TEAM RPI	ADJ RPI	CONF. RPI	ADJ CONF. RPI				
DIV. I ONLY		25- 10	.71429	56	8- 2	65	54	42	.59733	43	8	9		
DIV. I NON-CONF.		11- 7	.61111	121	1- 0	58	44	69	.57932	66	8	8		
<hr/>														
TOTALS	RPI 1-25	RPI 26-50		W-L RECORDS		RPI 51-100		RPI 101-150		RPI 150+				
25- 10	1- 3	1- 2		OVERALL		7- 4		6- 0		10- 1				
12- 0	0- 0	1- 0		HOME		5- 0		3- 0		3- 0				
6- 8	0- 3	0- 1		AWAY		1- 3		1- 0		4- 1				
7- 2	1- 0	0- 1		NEUTRAL		1- 1		2- 0		3- 0				
<hr/>														
11- 7	1- 2	0- 1		NON-CONFERENCE		2- 4		2- 0		6- 0				
5- 0	0- 0	0- 0		HOME		2- 0		1- 0		2- 0				
1- 6	0- 2	0- 1		AWAY		0- 3		0- 0		1- 0				
5- 1	1- 0	0- 0		NEUTRAL		0- 1		1- 0		3- 0				
<hr/>														
14- 3	0- 1	1- 1		CONFERENCE		5- 0		4- 0		4- 1				
7- 0	0- 0	1- 0		HOME		3- 0		2- 0		1- 0				
5- 2	0- 1	0- 0		AWAY		1- 0		1- 0		3- 1				
2- 1	0- 0	0- 1		NEUTRAL		1- 0		1- 0		0- 0				
<hr/>														
RPI	S	Opponent	Score		RPI	S	Opponent	Score		RPI	S	Opponent	Score	
4	A	Illinois	0	3	26	A	Kentucky	2	3	51	H	Pittsburgh	3	1
19	A	Dayton	1	3	38	H	Louisville	3	0	61	A	Western Mich.	1	3
20	A	Notre Dame	2	3	38	N	Louisville	1	3	64	A	Northwestern	0	3
24	N	St. Louis	3	0						68	A	South Fla.	3	0
										68	N	South Fla.	3	0
										72	H	Western Ky.	3	1
										81	A	Utah	2	3
										82	H	Marquette	3	0
										87	N	Arizona St.	2	3
										89	H	Syracuse	3	1
										92	H	Col. of Charleston	3	1
												</		

Non-Div. I Games:

Cincinnati

Average RPI Win:	297	WON-LOST RECORD	WINNING PCT. RANK	LAST 10 GAMES	STRENGTH OF SCHEDULE	OPP. STRENGTH OF SCHEDULE	TEAM RPI	ADJ RPI	CONF. RPI	ADJ CONF. RPI	
DIV. I ONLY		8- 26	.23529 296	4- 6	269	284	299	.32299 302	19	19	
DIV. I NON-CONF.		6- 12	.33333 240	2- 0	312	323	304	.32202 304	23	25	
<hr/>											
TOTALS	RPI 1-25	RPI 26-50		W-L RECORDS	RPI 51-100		RPI 101-150		RPI 150+		
8- 26	0- 0	0- 2		OVERALL	0- 2		0- 4		8- 18		
3- 8	0- 0	0- 1		HOME	0- 1		0- 2		3- 4		
3- 10	0- 0	0- 1		AWAY	0- 1		0- 2		3- 6		
2- 8	0- 0	0- 0		NEUTRAL	0- 0		0- 0		2- 8		
<hr/>											
6- 12	0- 0	0- 0		NON-CONFERENCE	0- 0		0- 0		6- 12		
2- 1	0- 0	0- 0		HOME	0- 0		0- 0		2- 1		
2- 3	0- 0	0- 0		AWAY	0- 0		0- 0		2- 3		
2- 8	0- 0	0- 0		NEUTRAL	0- 0		0- 0		2- 8		
<hr/>											
2- 14	0- 0	0- 2		CONFERENCE	0- 2		0- 4		2- 6		
1- 7	0- 0	0- 1		HOME	0- 1		0- 2		1- 3		
1- 7	0- 0	0- 1		AWAY	0- 1		0- 2		1- 3		
0- 0	0- 0	0- 0		NEUTRAL	0- 0		0- 0		0- 0		
<hr/>											
RPI S	Opponent	Score	RPI S	Opponent	Score	RPI S	Opponent	Score	RPI S	Opponent	Score
			50 A	Furman	1 3	92 A	Col. of Charleston	0 3	121 A	Ga. Southern	0 3
			50 H	Furman	1 3	92 H	Col. of Charleston	0 3	121 H	Ga. Southern	0 3
									141 A	Samford	1 3
									147 H	Elon	0 3
									178 H	Appalachian St.	2 3
									180 N	UNC Asheville	2 3
									180 N	UNC Asheville	0 3
									195 H	UNC Greensboro	3 1
									201 N	Georgia St.	0 3
									203 N	Utah St.	0 3
									217 A	Wofford	1 3
									217 H	Wofford	0 3
									218 N	Wyoming	0 3
									234 A	Chattanooga	0 3
									235 N	High Point	1 3
									244 H	Charleston So.	0 3
									244 N	Charleston So.	1 3
									262 A	Northern Ariz.	0 3
									272 N	North Carolina St.	0 3
									282 A	Davidson	1 3
									282 H	Davidson	1 3
			LAST 10 GAMES						284 A	S.C. Upstate	2 3
			50 A	Furman	1 3	92 H	Col. of Charleston	0 3	285 A	Western Caro.	3 0
			217 A	Wofford	1 3	285 A	Western Caro.	3 0	301 A	South Carolina St.	2 3
			301 H	South Carolina St.	3 1	325 A	Savannah St.	3 0	301 H	South Carolina St.	3 1
			282 H	Davidson	1 3	195 H	UNC Greensboro	3 1	308 A	N.C. Central	3 1
			121 H	Ga. Southern	0 3	147 H	Elon	0 3	308 N	N.C. Central	3 1

Non-Div. I Games:

Citadel

RPI	S	Opponent	Score	
325	A	Savannah St.	3	0
325	H	Savannah St.	3	0
328	N	Alabama St.	3	0

Citadel

C
i
t
a
d
e
l

C
i
t
a
d
e
l

Average RPI Win:	157	WON-LOST RECORD	WINNING PCT. RANK	LAST 10 GAMES	STRENGTH OF SCHEDULE	OPP. STRENGTH OF SCHEDULE	TEAM RPI	ADJ RPI	CONF. RPI	ADJ CONF. RPI		
DIV. I ONLY		23- 9	.71875	55	8- 2	115	51	58	.57879	58	5	5
DIV. I NON-CONF.		10- 2	.83333	31	0- 0	182	106	68	.57728	70	5	5
<hr/>												
TOTALS	RPI 1-25	RPI 26-50		W-L RECORDS		RPI 51-100		RPI 101-150		RPI 150+		
23- 9	0- 2	3- 4		OVERALL		5- 2		3- 1		12- 0		
12- 6	0- 1	2- 3		HOME		3- 1		3- 1		4- 0		
7- 3	0- 1	1- 1		AWAY		2- 1		0- 0		4- 0		
4- 0	0- 0	0- 0		NEUTRAL		0- 0		0- 0		4- 0		
10- 2	0- 0	1- 1		NON-CONFERENCE		1- 0		2- 1		6- 0		
5- 2	0- 0	1- 1		HOME		1- 0		2- 1		1- 0		
1- 0	0- 0	0- 0		AWAY		0- 0		0- 0		1- 0		
4- 0	0- 0	0- 0		NEUTRAL		0- 0		0- 0		4- 0		
13- 7	0- 2	2- 3		CONFERENCE		4- 2		1- 0		6- 0		
7- 4	0- 1	1- 2		HOME		2- 1		1- 0		3- 0		
6- 3	0- 1	1- 1		AWAY		2- 1		0- 0		3- 0		
0- 0	0- 0	0- 0		NEUTRAL		0- 0		0- 0		0- 0		
RPI S	Opponent	Score	RPI S	Opponent	Score	RPI S	Opponent	Score	RPI S	Opponent	Score	
3 A	Florida St.	2 3	30 H	Duke	2 3	70 A	Virginia Tech	2 3	105 H	South Carolina	2 3	
3 H	Florida St.	1 3	41 H	Michigan St.	2 3	70 H	Virginia Tech	3 1	113 H	Winthrop	3 0	
			42 A	Miami (FL)	3 2	75 A	North Carolina	3 2	124 H	Wake Forest	3 0	
			42 H	Miami (FL)	3 0	75 H	North Carolina	0 3	149 H	Charlotte	3 0	
			45 A	Georgia Tech	2 3	92 H	Col. of Charleston	3 1	160 N	Mississippi	3 1	
			45 H	Georgia Tech	2 3	99 A	Virginia	3 0	174 A	Maryland	3 0	
			50 H	Furman	3 2	99 H	Virginia	3 1	174 H	Maryland	3 0	
									191 A	Boston College	3 1	
									191 H	Boston College	3 0	
									224 H	Presbyterian	3 0	
									229 N	Southeast Mo. St.	3 0	
									245 N	Loyola (IL)	3 0	
									263 N	Western Ill.	3 0	
									269 A	DePaul	3 0	
									272 A	North Carolina St.	3 0	
									272 H	North Carolina St.	3 0	
			LAST 10 GAMES									
			45 H	Georgia Tech	2 3	191 A	Boston College	3 1				
			99 H	Virginia	3 1	174 A	Maryland	3 0				
			70 H	Virginia Tech	3 1	75 A	North Carolina	3 2				
			42 H	Miami (FL)	3 0	272 A	North Carolina St.	3 0				
			3 H	Florida St.	1 3	124 H	Wake Forest	3 0				

Non-Div. I Games:

Clemson

Average RPI Win:	225	WON-LOST RECORD	WINNING PCT. RANK	LAST 10 GAMES	STRENGTH OF SCHEDULE	OPP. STRENGTH OF SCHEDULE	TEAM RPI	ADJ RPI	CONF. RPI	ADJ CONF. RPI	
DIV. I ONLY		26- 8	.76471 36	7- 3	273	163	109	.52687 110	17	16	
DIV. I NON-CONF.		12- 4	.75 54	0- 0	285	122	143	.50627 139	18	18	
<hr/>											
TOTALS	RPI 1-25	RPI 26-50		W-L RECORDS	RPI 51-100		RPI 101-150		RPI 150+		
26- 8	0- 0	0- 3		OVERALL	1- 1		3- 2		22- 2		
11- 3	0- 0	0- 2		HOME	1- 0		2- 1		8- 0		
9- 4	0- 0	0- 1		AWAY	0- 0		1- 1		8- 2		
6- 1	0- 0	0- 0		NEUTRAL	0- 1		0- 0		6- 0		
<hr/>											
12- 4	0- 0	0- 3		NON-CONFERENCE	1- 1		0- 0		11- 0		
2- 2	0- 0	0- 2		HOME	1- 0		0- 0		1- 0		
4- 1	0- 0	0- 1		AWAY	0- 0		0- 0		4- 0		
6- 1	0- 0	0- 0		NEUTRAL	0- 1		0- 0		6- 0		
<hr/>											
14- 4	0- 0	0- 0		CONFERENCE	0- 0		3- 2		11- 2		
9- 1	0- 0	0- 0		HOME	0- 0		2- 1		7- 0		
5- 3	0- 0	0- 0		AWAY	0- 0		1- 1		4- 2		
0- 0	0- 0	0- 0		NEUTRAL	0- 0		0- 0		0- 0		
<hr/>											
RPI S	Opponent	Score	RPI S	Opponent	Score	RPI S	Opponent	Score	RPI S	Opponent	Score
			29 A	Ohio St.	1 3	53 N	Xavier	2 3	122 A	Valparaiso	3 0
			41 H	Michigan St.	1 3	89 H	Syracuse	3 2	122 H	Valparaiso	3 1
			41 H	Michigan St.	0 3				139 A	Milwaukee	1 3
									139 H	Milwaukee	1 3
									139 H	Milwaukee	3 0
									153 A	Butler	2 3
									153 H	Butler	3 0
									192 A	Bowling Green	3 0
									192 N	Bowling Green	3 2
									204 A	Wright St.	3 0
									204 H	Wright St.	3 1
									219 A	Ill.-Chicago	2 3
									219 H	Ill.-Chicago	3 0
									219 H	Ill.-Chicago	3 1
									233 A	Green Bay	3 1
									233 H	Green Bay	3 1
									245 A	Loyola (IL)	3 1
									245 H	Loyola (IL)	3 0
									248 N	Air Force	3 0
									252 A	Youngstown St.	3 0
									252 H	Youngstown St.	3 0
			LAST 10 GAMES						255 H	Eastern Mich.	3 0
			139 H	Milwaukee	1 3	219 A	Ill.-Chicago	2 3	267 N	Gardner-Webb	3 0
			219 H	Ill.-Chicago	3 1	245 A	Loyola (IL)	3 1	271 A	Robert Morris	3 0
			252 H	Youngstown St.	3 0	153 H	Butler	3 0	279 N	Canisius	3 0
			139 A	Milwaukee	1 3	122 H	Valparaiso	3 1	285 A	Western Caro.	3 0
			233 A	Green Bay	3 1	204 A	Wright St.	3 0	298 A	La Salle	3 0

Non-Div. I Games:

Cleveland St.

RPI	S	Opponent	Score	
314	N	Howard	3	0
320	N	Fairleigh Dickinson	3	0

Cleveland St.

C
l
e
v
e
l
a
n
d
S
t
.

C
l
e
v
e
l
a
n
d
S
t
.

[illegible]

Non-Div. I Games:

Coastal Caro.

RPI	S	Opponent	Score	
285	H	Western Caro.	3	0
301	A	South Carolina St.	3	0
301	H	South Carolina St.	3	0

Coastal Caro.

C
o
a
s
t
a
l
C
a
r
o
.

C
o
a
s
t
a
l
C
a
r
o
.

Average RPI Win:		200	WON-LOST RECORD		WINNING PCT. RANK		LAST 10 GAMES		STRENGTH OF SCHEDULE		OPP. STRENGTH OF SCHEDULE		TEAM RPI		ADJ RPI		CONF. RPI		ADJ CONF. RPI				
DIV. I ONLY			18- 12		.6 109		8- 2		58		204		85		.54388 92		19		19				
DIV. I NON-CONF.			4- 8		.33333 240		0- 0		44		115		138		.50085 147		23		25				
TOTALS		RPI 1-25		RPI 26-50		W-L RECORDS		RPI 51-100		RPI 101-150		RPI 150+											
18- 12		0- 1		1- 4		OVERALL		1- 1		5- 2		11- 4											
9- 2		0- 0		0- 1		HOME		1- 0		2- 0		6- 1											
6- 6		0- 0		1- 3		AWAY		0- 1		1- 1		4- 1											
3- 4		0- 1		0- 0		NEUTRAL		0- 0		2- 1		1- 2											
4- 8		0- 1		0- 2		NON-CONFERENCE		1- 1		1- 1		2- 3											
2- 1		0- 0		0- 0		HOME		1- 0		0- 0		1- 1											
0- 3		0- 0		0- 2		AWAY		0- 1		0- 0		0- 0											
2- 4		0- 1		0- 0		NEUTRAL		0- 0		1- 1		1- 2											
14- 4		0- 0		1- 2		CONFERENCE		0- 0		4- 1		9- 1											
7- 1		0- 0		0- 1		HOME		0- 0		2- 0		5- 0											
6- 3		0- 0		1- 1		AWAY		0- 0		1- 1		4- 1											
1- 0		0- 0		0- 0		NEUTRAL		0- 0		1- 0		0- 0											
RPI	S	Opponent		Score		RPI	S	Opponent		Score		RPI	S	Opponent		Score							
2	N	Penn St.		0 3		30	A	Duke		1 3		58	A	Clemson		1 3		105	N	South Carolina		2 3	
						43	A	Cincinnati		1 3		68	H	South Fla.		3 2		113	N	Winthrop		3 2	
						50	A	Furman		3 0								121	A	Ga. Southern		2 3	
						50	A	Furman		2 3								121	H	Ga. Southern		3 2	
						50	H	Furman		1 3								141	A	Samford		3 0	
																		141	N	Samford		3 1	
																		147	H	Elon		3 2	
																		151	N	Evansville		1 3	
																		178	A	Appalachian St.		1 3	
																		195	H	UNC Greensboro		3 2	
																		217	A	Wofford		3 0	
																		217	H	Wofford		3 0	
																		234	A	Chattanooga		3 0	
																		244	H	Charleston So.		1 3	
																		246	N	Loyola (MD)		3 0	
																		251	H	Lafayette		3 0	
																		252	N	Youngstown St.		0 3	
																		282	A	Davidson		3 0	
																		282	H	Davidson		3 0	
																		285	H	Western Caro.		3 1	
																		302	A	Citadel		3 0	
																		302	H	Citadel		3 0	
						LAST 10 GAMES																	
						50	A	Furman		3 0		121	H	Ga. Southern		3 2							
						141	N	Samford		3 1		302	A	Citadel		3 0							
						50	A	Furman		2 3		178	A	Appalachian St.		1 3							
						217	A	Wofford		3 0		147	H	Elon		3 2							
						282	H	Davidson		3 0		195	H	UNC Greensboro		3 2							

Non-Div. I Games:

Col. of Charleston

[illegible]

Non-Div. I Games:

Colgate

Average RPI Win: 119		WON-LOST RECORD		WINNING PCT. RANK		LAST 10 GAMES		STRENGTH OF SCHEDULE		OPP. STRENGTH OF SCHEDULE		TEAM RPI		ADJ RPI		CONF. RPI		ADJ CONF. RPI		
DIV. I ONLY		23- 5		.82143 20		8- 2		54		56		22		.63663 23		6		6		
DIV. I NON-CONF.		8- 4		.66667 89		0- 1		34		29		41		.61755 40		6		6		
TOTALS		RPI 1-25		RPI 26-50		W-L RECORDS		RPI 51-100		RPI 101-150		RPI 150+								
23- 5		1- 0		4- 2		OVERALL		7- 3		3- 0		8- 0								
13- 3		0- 0		3- 0		HOME		3- 3		2- 0		5- 0								
7- 2		0- 0		1- 2		AWAY		3- 0		0- 0		3- 0								
3- 0		1- 0		0- 0		NEUTRAL		1- 0		1- 0		0- 0								
8- 4		1- 0		1- 1		NON-CONFERENCE		3- 3		1- 0		2- 0								
5- 3		0- 0		1- 0		HOME		1- 3		1- 0		2- 0								
1- 1		0- 0		0- 1		AWAY		1- 0		0- 0		0- 0								
2- 0		1- 0		0- 0		NEUTRAL		1- 0		0- 0		0- 0								
15- 1		0- 0		3- 1		CONFERENCE		4- 0		2- 0		6- 0								
8- 0		0- 0		2- 0		HOME		2- 0		1- 0		3- 0								
6- 1		0- 0		1- 1		AWAY		2- 0		0- 0		3- 0								
1- 0		0- 0		0- 0		NEUTRAL		0- 0		1- 0		0- 0								
RPI S	Opponent		Score		RPI S	Opponent		Score		RPI S	Opponent		Score		RPI S	Opponent		Score		
17 N	Tennessee		3 1		29 H	Ohio St.		3 2		66 H	New Mexico St.		1 3		103 H	San Diego St.		3 0		
					30 A	Duke		1 3		71 H	Pepperdine		0 3		103 N	San Diego St.		3 1		
					37 A	TCU		0 3		73 H	Oregon St.		0 3		121 H	Ga. Southern		3 0		
					37 H	TCU		3 0		75 A	North Carolina		3 0		166 A	UNLV		3 0		
					44 A	New Mexico		3 2		79 N	Marshall		3 0		166 H	UNLV		3 2		
					44 H	New Mexico		3 0		81 A	Utah		3 1		181 H	Cal Poly		3 0		
										81 H	Utah		3 0		182 H	Texas-Arlington		3 0		
										96 A	BYU		3 2		218 A	Wyoming		3 0		
										96 H	BYU		3 0		218 H	Wyoming		3 0		
										98 H	Northern Colo.		3 2		248 A	Air Force		3 0		
															248 H	Air Force		3 0		
LAST 10 GAMES																				
					66 H	New Mexico St.		1 3		248 H	Air Force		3 0							
					166 H	UNLV		3 2		218 H	Wyoming		3 0							
					96 A	BYU		3 2		44 A	New Mexico		3 2							
					81 A	Utah		3 1		37 A	TCU		0 3							
					103 H	San Diego St.		3 0		81 H	Utah		3 0							

Non-Div. I Games:

Colorado St.

Average RPI Win:	166	WON-LOST RECORD	WINNING PCT. RANK	LAST 10 GAMES	STRENGTH OF SCHEDULE	OPP. STRENGTH OF SCHEDULE	TEAM RPI	ADJ RPI	CONF. RPI	ADJ CONF. RPI	
DIV. I ONLY		7- 22	.24138 293	1- 9	20	32	150	.50328 136	3	3	
DIV. I NON-CONF.		5- 4	.55556 146	0- 0	29	130	67	.57863 68	3	3	
<hr/>											
TOTALS	RPI 1-25	RPI 26-50		W-L RECORDS	RPI 51-100		RPI 101-150		RPI 150+		
7- 22	0- 7	0- 6		OVERALL	0- 7		3- 2		4- 0		
2- 10	0- 3	0- 3		HOME	0- 3		0- 1		2- 0		
2- 12	0- 4	0- 3		AWAY	0- 4		1- 1		1- 0		
3- 0	0- 0	0- 0		NEUTRAL	0- 0		2- 0		1- 0		
5- 4	0- 1	0- 0		NON-CONFERENCE	0- 3		3- 0		2- 0		
1- 1	0- 0	0- 0		HOME	0- 1		0- 0		1- 0		
1- 3	0- 1	0- 0		AWAY	0- 2		1- 0		0- 0		
3- 0	0- 0	0- 0		NEUTRAL	0- 0		2- 0		1- 0		
2- 18	0- 6	0- 6		CONFERENCE	0- 4		0- 2		2- 0		
1- 9	0- 3	0- 3		HOME	0- 2		0- 1		1- 0		
1- 9	0- 3	0- 3		AWAY	0- 2		0- 1		1- 0		
0- 0	0- 0	0- 0		NEUTRAL	0- 0		0- 0		0- 0		
RPI S	Opponent	Score	RPI S	Opponent	Score	RPI S	Opponent	Score	RPI S	Opponent	Score
1 A	Texas	0 <div>3</div>	33 A	Baylor	0 <div>3</div>	57 A	Kansas	1 <div>3</div>	112 A	Kansas St.	0 <div>3</div>
1 H	Texas	0 <div>3</div>	33 H	Baylor	0 <div>3</div>	57 H	Kansas	0 <div>3</div>	112 H	Kansas St.	1 <div>3</div>
6 A	Iowa St.	0 <div>3</div>	40 A	Texas A&M	1 <div>3</div>	59 H	San Diego	0 <div>3</div>	122 N	Valparaiso	3 0
6 H	Iowa St.	0 <div>3</div>	40 H	Texas A&M	0 <div>3</div>	65 A	Missouri	1 <div>3</div>	144 N	Fairfield	3 0
12 A	Nebraska	0 <div>3</div>	49 A	Oklahoma	0 <div>3</div>	65 H	Missouri	1 <div>3</div>	146 A	Denver	3 0
12 H	Nebraska	0 <div>3</div>	49 H	Oklahoma	0 <div>3</div>	76 A	Yale	0 <div>3</div>	155 N	Georgetown	3 1
14 A	Florida	0 <div>3</div>				98 A	Northern Colo.	0 <div>3</div>	181 H	Cal Poly	3 0
									207 A	Texas Tech	3 0
									207 H	Texas Tech	3 1
			LAST 10 GAMES								
			12 A	Nebraska	0 <div>3</div>	207 A	Texas Tech	3 0			
			40 H	Texas A&M	0 <div>3</div>	57 H	Kansas	0 <div>3</div>			
			112 A	Kansas St.	0 <div>3</div>	6 H	Iowa St.	0 <div>3</div>			
			65 H	Missouri	1 <div>3</div>	49 A	Oklahoma	0 <div>3</div>			
			33 A	Baylor	0 <div>3</div>	1 A	Texas	0 <div>3</div>			

Non-Div. I Games:

Colorado

Average RPI Win:	279	WON-LOST RECORD	WINNING PCT. RANK	LAST 10 GAMES		STRENGTH OF SCHEDULE	OPP. STRENGTH OF SCHEDULE	TEAM RPI	ADJ RPI	CONF. RPI	ADJ CONF. RPI				
DIV. I ONLY		12- 15	.44444	196	2- 8	248	280	238	.41621	247	24	25			
DIV. I NON-CONF.		9- 4	.69231	83	0- 0	235	311	157	.48469	167	24	24			
<hr/>															
TOTALS	RPI 1-25		RPI 26-50		W-L RECORDS		RPI 51-100		RPI 101-150		RPI 150+				
12- 15	0- 0		0- 0		OVERALL		0- 4		0- 1		12- 10				
10- 6	0- 0		0- 0		HOME		0- 2		0- 0		10- 4				
2- 8	0- 0		0- 0		AWAY		0- 2		0- 0		2- 6				
0- 1	0- 0		0- 0		NEUTRAL		0- 0		0- 1		0- 0				
9- 4	0- 0		0- 0		NON-CONFERENCE		0- 0		0- 1		9- 3				
8- 1	0- 0		0- 0		HOME		0- 0		0- 0		8- 1				
1- 2	0- 0		0- 0		AWAY		0- 0		0- 0		1- 2				
0- 1	0- 0		0- 0		NEUTRAL		0- 0		0- 1		0- 0				
3- 11	0- 0		0- 0		CONFERENCE		0- 4		0- 0		3- 7				
2- 5	0- 0		0- 0		HOME		0- 2		0- 0		2- 3				
1- 6	0- 0		0- 0		AWAY		0- 2		0- 0		1- 4				
0- 0	0- 0		0- 0		NEUTRAL		0- 0		0- 0		0- 0				
RPI	S	Opponent	Score	RPI	S	Opponent	Score	RPI	S	Opponent	Score	RPI	S	Opponent	Score
						76 A Yale	0 3			150 N Niagara	1 3				
						76 H Yale	1 3			165 A Princeton	1 3				
						89 A Penn	0 3			165 H Princeton	1 3				
						89 H Penn	0 3			176 A Harvard	2 3				
										176 H Harvard	0 3				
										196 A NJIT	0 3				
										209 H Marist	3 2				
										221 A UNC Wilmington	3 0				
										221 A UNC Wilmington	1 3				
										231 A Dartmouth	1 3				
										231 H Dartmouth	2 3				
										236 H Stony Brook	1 3				
										253 H Iona	3 1				
										268 H Central Conn. St.	3 0				
										274 H Lehigh	3 2				
										275 A Cornell	0 3				
										275 H Cornell	3 0				
										294 A Brown	3 2				
										294 H Brown	3 1				
										299 H Hartford	3 1				
										318 H Bryant	3 2				
										320 H Fairleigh Dickinson	3 1				
										321 H Quinnipiac	3 1				
						LAST 10 GAMES									
						294 A Brown	3 2			176 A Harvard	2 3				
						76 A Yale	0 3			89 A Penn	0 3				
						165 H Princeton	1 3			165 A Princeton	1 3				
						89 H Penn	0 3			76 H Yale	1 3				
						231 A Dartmouth	1 3			294 H Brown	3 1				

Non-Div. I Games:

Columbia

Average RPI Win:		175	WON-LOST RECORD		WINNING PCT. RANK		LAST 10 GAMES		STRENGTH OF SCHEDULE		OPP. STRENGTH OF SCHEDULE		TEAM RPI		ADJ RPI		CONF. RPI		ADJ CONF. RPI				
DIV. I ONLY			14- 17		.45161 191		3- 7		70		93		127		.51342 126		8		9				
DIV. I NON-CONF.			7- 9		.4375 202		0- 1		68		109		127		.51106 134		8		8				
TOTALS		RPI 1-25		RPI 26-50				W-L RECORDS		RPI 51-100				RPI 101-150				RPI 150+					
14- 17		0- 3		0- 5				OVERALL		3- 3				2- 3				9- 3					
5- 5		0- 1		0- 1				HOME		1- 2				1- 1				3- 0					
6- 7		0- 1		0- 2				AWAY		1- 0				0- 2				5- 2					
3- 5		0- 1		0- 2				NEUTRAL		1- 1				1- 0				1- 1					
7- 9		0- 2		0- 2				NON-CONFERENCE		1- 1				2- 1				4- 3					
3- 1		0- 0		0- 1				HOME		0- 0				1- 0				2- 0					
1- 4		0- 1		0- 0				AWAY		0- 0				0- 1				1- 2					
3- 4		0- 1		0- 1				NEUTRAL		1- 1				1- 0				1- 1					
7- 8		0- 1		0- 3				CONFERENCE		2- 2				0- 2				5- 0					
2- 4		0- 1		0- 0				HOME		1- 2				0- 1				1- 0					
5- 3		0- 0		0- 2				AWAY		1- 0				0- 1				4- 0					
0- 1		0- 0		0- 1				NEUTRAL		0- 0				0- 0				0- 0					
RPI	S	Opponent		Score		RPI	S	Opponent		Score		RPI	S	Opponent		Score		RPI	S	Opponent		Score	
10	N	California		0	3	36	N	St. Mary's (CA)		1	3	51	H	Pittsburgh		0	3	117	A	Villanova		1	3
19	A	Dayton		0	3	37	H	TCU		2	3	67	N	UC Irvine		2	3	135	H	Northeastern		3	2
20	H	Notre Dame		1	3	38	A	Louisville		1	3	68	A	South Fla.		3	2	141	N	Samford		3	1
						43	A	Cincinnati		0	3	82	H	Marquette		3	1	143	H	West Virginia		1	3
						43	N	Cincinnati		1	3	83	N	Creighton		3	2	144	A	Fairfield		2	3
												89	H	Syracuse		1	3	155	A	Georgetown		3	0
																		176	A	Harvard		3	2
																		184	H	Long Island		3	0
																		186	A	Seton Hall		3	1
																		191	A	Boston College		2	3
																		205	N	Rhode Island		0	3
																		210	A	Rutgers		3	2
																		223	A	Nevada		2	3
																		227	H	New Hampshire		3	1
																		240	A	St. John's (NY)		3	2
																		269	H	DePaul		3	0
																		299	N	Hartford		3	1
						LAST 10 GAMES																	
						43	N	Cincinnati		1	3	51	H	Pittsburgh		0	3						
						38	A	Louisville		1	3	143	H	West Virginia		1	3						
						43	A	Cincinnati		0	3	240	A	St. John's (NY)		3	2						
						186	A	Seton Hall		3	1	144	A	Fairfield		2	3						
						210	A	Rutgers		3	2	117	A	Villanova		1	3						

Non-Div. I Games:

Connecticut

Average RPI Win: 308		WON-LOST	WINNING	LAST 10	STRENGTH OF		OPP. STRENGTH	TEAM	ADJ	CONF.	ADJ CONF.
Average RPI Loss: 273		RECORD	PCT. RANK	GAMES	SCHEDULE		OF SCHEDULE	RPI	RPI	RPI	RPI
DIV. I ONLY		1- 29	.03333	326	0- 10		326	325	330	.16967	330
DIV. I NON-CONF.		1- 18	.05263	320	0- 0		326	315	328	.20661	329
TOTALS		RPI 1-25	RPI 26-50		W-L RECORDS		RPI 51-100		RPI 101-150		RPI 150+
1- 29	0- 0	0- 0		OVERALL		0- 0		0- 1		1- 28	
0- 8	0- 0	0- 0		HOME		0- 0		0- 0		0- 8	
1- 12	0- 0	0- 0		AWAY		0- 0		0- 1		1- 11	
0- 9	0- 0	0- 0		NEUTRAL		0- 0		0- 0		0- 9	
1- 18	0- 0	0- 0		NON-CONFERENCE		0- 0		0- 1		1- 17	
0- 3	0- 0	0- 0		HOME		0- 0		0- 0		0- 3	
1- 7	0- 0	0- 0		AWAY		0- 0		0- 1		1- 6	
0- 8	0- 0	0- 0		NEUTRAL		0- 0		0- 0		0- 8	
0- 11	0- 0	0- 0		CONFERENCE		0- 0		0- 0		0- 11	
0- 5	0- 0	0- 0		HOME		0- 0		0- 0		0- 5	
0- 5	0- 0	0- 0		AWAY		0- 0		0- 0		0- 5	
0- 1	0- 0	0- 0		NEUTRAL		0- 0		0- 0		0- 1	
RPI S	Opponent	Score	RPI S	Opponent	Score	RPI S	Opponent	Score	RPI S	Opponent	Score
									150 A	Niagara	0 3
									170 A	Md.-East. Shore	0 3
									170 H	Md.-East. Shore	0 3
									185 A	Colgate	0 3
									197 N	UTEP	0 3
									227 N	New Hampshire	0 3
									246 A	Loyola (MD)	0 3
									251 H	Lafayette	0 3
									277 A	Radford	0 3
									278 A	Bradley	0 3
									278 N	Bradley	0 3
									280 A	Delaware St.	1 3
									280 H	Delaware St.	0 3
									285 N	Western Caro.	0 3
									295 H	Navy	0 3
									299 N	Hartford	0 3
									300 A	Morgan St.	1 3
									300 H	Morgan St.	0 3
									305 A	Providence	0 3
									305 N	Providence	0 3
									306 N	Montana St.	1 3
									308 A	N.C. Central	3 2
									314 A	Howard	0 3
									314 H	Howard	0 3
									314 N	Howard	0 3
									316 A	Hampton	0 3
									316 H	Hampton	0 3
									316 H	Hampton	1 3
									316 H	Hampton	1 3

Non-Div. I Games:

Coppin St.

RPI	S	Opponent	Score	
318	A	Bryant	0	3
323	N	St. Francis (NY)	0	3
326	H	Winston-Salem	1	3

Coppin St.

C
o
p
p
i
n
s
t
.

C
o
p
p
i
n
s
t
.

Average RPI Win: 275		WON-LOST RECORD	WINNING PCT. RANK		LAST 10 GAMES	STRENGTH OF SCHEDULE	OPP. STRENGTH OF SCHEDULE	TEAM RPI	ADJ RPI	CONF. RPI	ADJ CONF. RPI	
Average RPI Loss: 157												
DIV. I ONLY		6- 19	.24	294	1- 9	204	240	276	.38238	275	24	25
DIV. I NON-CONF.		3- 8	.27273	262	0- 0	215	224	274	.40035	273	24	24
<hr/>												
TOTALS		RPI 1-25		RPI 26-50		W-L RECORDS		RPI 51-100		RPI 101-150		RPI 150+
6- 19		0- 0		0- 0		OVERALL		0- 6		0- 1		6- 12
3- 7		0- 0		0- 0		HOME		0- 2		0- 0		3- 5
0- 10		0- 0		0- 0		AWAY		0- 4		0- 0		0- 6
3- 2		0- 0		0- 0		NEUTRAL		0- 0		0- 1		3- 1
3- 8		0- 0		0- 0		NON-CONFERENCE		0- 2		0- 1		3- 5
0- 3		0- 0		0- 0		HOME		0- 0		0- 0		0- 3
0- 3		0- 0		0- 0		AWAY		0- 2		0- 0		0- 1
3- 2		0- 0		0- 0		NEUTRAL		0- 0		0- 1		3- 1
3- 11		0- 0		0- 0		CONFERENCE		0- 4		0- 0		3- 7
3- 4		0- 0		0- 0		HOME		0- 2		0- 0		3- 2
0- 7		0- 0		0- 0		AWAY		0- 2		0- 0		0- 5
0- 0		0- 0		0- 0		NEUTRAL		0- 0		0- 0		0- 0
RPI	S	Opponent	Score	RPI	S	Opponent	Score	RPI	S	Opponent	Score	
						60 A George Mason	1 3	125 N Morehead St.			0 3	
						76 A Yale	0 3	159 H Buffalo			0 3	
						76 H Yale	0 3	165 A Princeton			1 3	
						89 A Penn	0 3	165 H Princeton			0 3	
						89 A Syracuse	0 3	172 N Kent St.			0 3	
						89 H Penn	2 3	176 A Harvard			0 3	
								176 H Harvard			1 3	
								177 A Binghamton			0 3	
								185 H Colgate			1 3	
								231 A Dartmouth			1 3	
								231 H Dartmouth			3 1	
								240 H St. John's (NY)			0 3	
								247 A Columbia			0 3	
								247 H Columbia			3 0	
								261 N Towson			3 0	
								294 A Brown			0 3	
								294 H Brown			3 1	
								299 N Hartford			3 2	
								320 N Fairleigh Dickinson			3 2	
				LAST 10 GAMES								
						76 A Yale	0 3	231 A Dartmouth			1 3	
						294 A Brown	0 3	165 A Princeton			1 3	
						89 H Penn	2 3	89 A Penn			0 3	
						165 H Princeton	0 3	294 H Brown			3 1	
						176 A Harvard	0 3	76 H Yale			0 3	

Non-Div. I Games:

Cornell

Average RPI Win: 167		WON-LOST	WINNING	LAST 10	STRENGTH OF		OPP. STRENGTH	TEAM	ADJ		CONF.	ADJ CONF.
Average RPI Loss: 50		RECORD	PCT. RANK	GAMES	SCHEDULE		OF SCHEDULE	RPI	RPI		RPI	RPI
DIV. I ONLY		14- 17	.45161	191	5- 5		16	64	89		.55577	83
DIV. I NON-CONF.		3- 8	.27273	262	0- 1		18	13	116		.53227	108
TOTALS		RPI 1-25	RPI 26-50		W-L RECORDS		RPI 51-100		RPI 101-150		RPI 150+	
14- 17		0- 8	1- 2		OVERALL		2- 4		4- 2		7- 1	
10- 5		0- 4	1- 0		HOME		2- 1		2- 0		5- 0	
3- 9		0- 3	0- 1		AWAY		0- 3		1- 1		2- 1	
1- 3		0- 1	0- 1		NEUTRAL		0- 0		1- 1		0- 0	
3- 8		0- 5	0- 1		NON-CONFERENCE		0- 1		1- 1		2- 0	
2- 2		0- 2	0- 0		HOME		0- 0		0- 0		2- 0	
0- 3		0- 2	0- 0		AWAY		0- 1		0- 0		0- 0	
1- 3		0- 1	0- 1		NEUTRAL		0- 0		1- 1		0- 0	
11- 9		0- 3	1- 1		CONFERENCE		2- 3		3- 1		5- 1	
8- 3		0- 2	1- 0		HOME		2- 1		2- 0		3- 0	
3- 6		0- 1	0- 1		AWAY		0- 2		1- 1		2- 1	
0- 0		0- 0	0- 0		NEUTRAL		0- 0		0- 0		0- 0	
RPI S	Opponent	Score	RPI S	Opponent	Score	RPI S	Opponent	Score	RPI S	Opponent	Score	
4 H	Illinois	0 3	28 A	Wichita St.	1 3	52 A	Missouri St.	0 3	107 A	Southern Ill.	3 1	
12 A	Nebraska	0 3	28 H	Wichita St.	3 1	52 H	Missouri St.	0 3	107 H	Southern Ill.	3 1	
15 N	FIU	0 3	34 N	Lipscomb	1 3	57 A	Kansas	1 3	126 N	Connecticut	2 3	
16 A	UNI	1 3				100 A	Drake	1 3	131 A	Illinois St.	2 3	
16 H	UNI	0 3				100 H	Drake	3 0	131 H	Illinois St.	3 1	
16 H	UNI	1 3				100 H	Drake	3 0	141 N	Samford	3 0	
19 A	Dayton	2 3							151 A	Evansville	2 3	
24 H	St. Louis	0 3							151 H	Evansville	3 1	
									207 H	Texas Tech	3 0	
									222 H	South Dakota St.	3 0	
									242 A	Indiana St.	3 2	
									242 H	Indiana St.	3 0	
									278 A	Bradley	3 0	
									278 H	Bradley	3 1	
			LAST 10 GAMES									
			16 H	UNI	0 3	107 H	Southern Ill.	3 1				
			100 H	Drake	3 0	24 H	St. Louis	0 3				
			278 A	Bradley	3 0	100 H	Drake	3 0				
			16 A	UNI	1 3	28 A	Wichita St.	1 3				
			151 H	Evansville	3 1	52 A	Missouri St.	0 3				

Non-Div. I Games:

Creighton

Average RPI Win:	235	WON-LOST RECORD	WINNING PCT. RANK	LAST 10 GAMES	STRENGTH OF SCHEDULE	OPP. STRENGTH OF SCHEDULE	TEAM RPI	ADJ RPI	CONF. RPI	ADJ CONF. RPI	
DIV. I ONLY	11- 13	.45833	188	4- 6	247	257	227	.43132	231	24	25
DIV. I NON-CONF.	4- 6	.4	211	0- 0	274	263	273	.40091	272	24	24
TOTALS	RPI 1-25	RPI 26-50	W-L RECORDS	RPI 51-100	RPI 101-150	RPI 150+					
11- 13	0- 0	0- 0	OVERALL	1- 4	0- 1	10- 8					
7- 4	0- 0	0- 0	HOME	1- 1	0- 1	6- 2					
4- 6	0- 0	0- 0	AWAY	0- 2	0- 0	4- 4					
0- 3	0- 0	0- 0	NEUTRAL	0- 1	0- 0	0- 2					
4- 6	0- 0	0- 0	NON-CONFERENCE	0- 1	0- 1	4- 4					
2- 2	0- 0	0- 0	HOME	0- 0	0- 1	2- 1					
2- 1	0- 0	0- 0	AWAY	0- 0	0- 0	2- 1					
0- 3	0- 0	0- 0	NEUTRAL	0- 1	0- 0	0- 2					
7- 7	0- 0	0- 0	CONFERENCE	1- 3	0- 0	6- 4					
5- 2	0- 0	0- 0	HOME	1- 1	0- 0	4- 1					
2- 5	0- 0	0- 0	AWAY	0- 2	0- 0	2- 3					
0- 0	0- 0	0- 0	NEUTRAL	0- 0	0- 0	0- 0					
RPI S	Opponent	Score	RPI S	Opponent	Score	RPI S	Opponent	Score	RPI S	Opponent	Score
						53 N	Xavier	0 3	135 H	Northeastern	0 3
						76 A	Yale	0 3	165 A	Princeton	2 3
						76 H	Yale	3 1	165 H	Princeton	1 3
						89 A	Penn	1 3	176 A	Harvard	3 0
						89 H	Penn	1 3	176 H	Harvard	3 0
									205 A	Rhode Island	3 2
									210 N	Rutgers	2 3
									211 H	Sacred Heart	1 3
									247 A	Columbia	3 2
									247 H	Columbia	3 1
									268 H	Central Conn. St.	3 0
									269 N	DePaul	2 3
									272 A	North Carolina St.	2 3
									275 A	Cornell	1 3
									275 H	Cornell	3 1
									294 A	Brown	0 3
									294 H	Brown	3 2
									305 A	Providence	3 0
									321 H	Quinnipiac	3 0
LAST 10 GAMES											
						89 A	Penn	1 3	275 H	Cornell	3 1
						165 A	Princeton	2 3	294 A	Brown	0 3
						76 H	Yale	3 1	76 A	Yale	0 3
						294 H	Brown	3 2	165 H	Princeton	1 3
						247 H	Columbia	3 1	89 H	Penn	1 3

Non-Div. I Games:

Dartmouth

Average RPI Win: 267		WON-LOST	WINNING		LAST 10		STRENGTH OF		OPP. STRENGTH		TEAM	ADJ	CONF.	ADJ CONF.	
Average RPI Loss: 179		RECORD	PCT. RANK		GAMES		SCHEDULE		OF SCHEDULE		RPI	RPI	RPI	RPI	
DIV. I ONLY		9- 23	.28125	273	5- 5		250		261		279	.36514	282	19	19
DIV. I NON-CONF.		3- 13	.1875	292	0- 0		301		270		313	.30464	314	23	25
TOTALS		RPI 1-25	RPI 26-50		W-L RECORDS		RPI 51-100		RPI 101-150		RPI 150+				
9- 23		0- 0	0- 2		OVERALL		0- 3		0- 6		9- 12				
6- 6		0- 0	0- 1		HOME		0- 1		0- 1		6- 3				
2- 11		0- 0	0- 1		AWAY		0- 1		0- 5		2- 4				
1- 6		0- 0	0- 0		NEUTRAL		0- 1		0- 0		1- 5				
3- 13		0- 0	0- 0		NON-CONFERENCE		0- 1		0- 2		3- 10				
1- 3		0- 0	0- 0		HOME		0- 0		0- 0		1- 3				
1- 4		0- 0	0- 0		AWAY		0- 0		0- 2		1- 2				
1- 6		0- 0	0- 0		NEUTRAL		0- 1		0- 0		1- 5				
6- 10		0- 0	0- 2		CONFERENCE		0- 2		0- 4		6- 2				
5- 3		0- 0	0- 1		HOME		0- 1		0- 1		5- 0				
1- 7		0- 0	0- 1		AWAY		0- 1		0- 3		1- 2				
0- 0		0- 0	0- 0		NEUTRAL		0- 0		0- 0		0- 0				
RPI S	Opponent	Score	RPI S	Opponent	Score	RPI S	Opponent	Score	RPI S	Opponent	Score				
			50 A Furman		0 3	79 N Marshall		1 3	113 A Winthrop		1 3				
			50 H Furman		2 3	92 A Col. of Charleston		0 3	121 A Ga. Southern		0 3				
						92 H Col. of Charleston		0 3	121 H Ga. Southern		2 3				
									141 A Samford		1 3				
									147 A Elon		0 3				
									149 A Charlotte		0 3				
									178 H Appalachian St.		3 2				
									195 A UNC Greensboro		0 3				
									208 N Campbell		1 3				
									217 A Wofford		0 3				
									217 H Wofford		3 1				
									221 H UNC Wilmington		0 3				
									225 N James Madison		2 3				
									234 H Chattanooga		3 1				
									235 A High Point		3 0				
									244 N Charleston So.		1 3				
									267 A Gardner-Webb		0 3				
									267 N Gardner-Webb		2 3				
									272 A North Carolina St.		1 3				
									277 H Radford		2 3				
									279 H Canisius		1 3				
			LAST 10 GAMES						285 H Western Caro.		3 2				
			234 H Chattanooga		3 1	217 H Wofford		3 1	300 N Morgan St.		1 3				
			121 H Ga. Southern		2 3	178 H Appalachian St.		3 2	302 A Citadel		3 1				
			302 A Citadel		3 1	285 H Western Caro.		3 2	302 H Citadel		3 1				
			92 A Col. of Charleston		0 3	147 A Elon		0 3	324 H N.C. A&T		3 0				
			50 H Furman		2 3	195 A UNC Greensboro		0 3	326 N Winston-Salem		3 0				

Non-Div. I Games:

Davidson

Average RPI Win:	124	WON-LOST RECORD	WINNING PCT. RANK	LAST 10 GAMES	STRENGTH OF SCHEDULE	OPP. STRENGTH OF SCHEDULE	TEAM RPI	ADJ RPI	CONF. RPI	ADJ CONF. RPI		
DIV. I ONLY		29- 3	.90625	7	9- 1	87	44	17	.6442	19	12	12
DIV. I NON-CONF.		13- 2	.86667	25	2- 0	95	12	26	.63576	26	11	13
<hr/>												
TOTALS	RPI 1-25	RPI 26-50		W-L RECORDS		RPI 51-100		RPI 101-150		RPI 150+		
29- 3	2- 1	2- 0		OVERALL		10- 2		6- 0		9- 0		
14- 0	2- 0	2- 0		HOME		5- 0		2- 0		3- 0		
10- 2	0- 1	0- 0		AWAY		4- 1		1- 0		5- 0		
5- 1	0- 0	0- 0		NEUTRAL		1- 1		3- 0		1- 0		
<hr/>												
13- 2	0- 1	2- 0		NON-CONFERENCE		4- 1		5- 0		2- 0		
5- 0	0- 0	2- 0		HOME		1- 0		2- 0		0- 0		
3- 1	0- 1	0- 0		AWAY		2- 0		0- 0		1- 0		
5- 1	0- 0	0- 0		NEUTRAL		1- 1		3- 0		1- 0		
<hr/>												
16- 1	2- 0	0- 0		CONFERENCE		6- 1		1- 0		7- 0		
9- 0	2- 0	0- 0		HOME		4- 0		0- 0		3- 0		
7- 1	0- 0	0- 0		AWAY		2- 1		1- 0		4- 0		
0- 0	0- 0	0- 0		NEUTRAL		0- 0		0- 0		0- 0		
<hr/>												
RPI S	Opponent	Score		RPI S	Opponent	Score		RPI S	Opponent	Score		
11 A	Michigan	0	3	27 H	Ohio	3	2	53 A	Xavier	2	3	
24 H	St. Louis	3	2	43 H	Cincinnati	3	1	124 N	Wake Forest	3	1	
24 H	St. Louis	3	2					53 H	Xavier	3	2	
								61 A	Western Mich.	3	0	
								63 A	Purdue	3	2	
								73 N	Oregon St.	3	2	
								82 N	Marquette	2	3	
								83 H	Creighton	3	2	
								86 A	George Washington	3	0	
								86 H	George Washington	3	0	
								88 A	Temple	3	1	
								88 H	Temple	3	1	
								88 H	Temple	3	0	

Non-Div. I Games:

Dayton

Average RPI Win: 310		WON-LOST RECORD		WINNING PCT. RANK		LAST 10 GAMES		STRENGTH OF SCHEDULE		OPP. STRENGTH OF SCHEDULE		TEAM RPI		ADJ RPI		CONF. RPI		ADJ CONF. RPI	
Average RPI Loss: 237																			
DIV. I ONLY		20- 13		.60606 106		8- 2		329		313		281		.36752 280		31		31	
DIV. I NON-CONF.		9- 10		.47368 184		1- 0		327		294		300		.33303 302		31		31	
TOTALS		RPI 1-25		RPI 26-50		W-L RECORDS		RPI 51-100		RPI 101-150		RPI 150+							
20- 13		0- 0		0- 0		OVERALL		0- 0		0- 1		20- 12							
8- 2		0- 0		0- 0		HOME		0- 0		0- 0		8- 2							
7- 5		0- 0		0- 0		AWAY		0- 0		0- 0		7- 5							
5- 6		0- 0		0- 0		NEUTRAL		0- 0		0- 1		5- 5							
9- 10		0- 0		0- 0		NON-CONFERENCE		0- 0		0- 0		9- 10							
3- 1		0- 0		0- 0		HOME		0- 0		0- 0		3- 1							
3- 4		0- 0		0- 0		AWAY		0- 0		0- 0		3- 4							
3- 5		0- 0		0- 0		NEUTRAL		0- 0		0- 0		3- 5							
11- 3		0- 0		0- 0		CONFERENCE		0- 0		0- 1		11- 2							
5- 1		0- 0		0- 0		HOME		0- 0		0- 0		5- 1							
4- 1		0- 0		0- 0		AWAY		0- 0		0- 0		4- 1							
2- 1		0- 0		0- 0		NEUTRAL		0- 0		0- 1		2- 0							
RPI	S	Opponent	Score	RPI	S	Opponent	Score	RPI	S	Opponent	Score	RPI	S	Opponent	Score				
												132	N	Florida A&M	1	3			
												162	A	Sam Houston St.	0	3			
												170	A	Md.-East. Shore	0	3			
												170	H	Md.-East. Shore	1	3			
												210	N	Rutgers	2	3			
												251	A	Lafayette	1	3			
												266	N	Southern Utah	0	3			
												273	N	La.-Lafayette	0	3			
												274	A	Lehigh	3	2			
												277	N	Radford	1	3			
												287	N	Tex.-Pan American	1	3			
												288	A	Bucknell	0	3			
												295	H	Navy	3	1			
												297	A	St. Francis (PA)	3	1			
												297	H	St. Francis (PA)	1	3			
												298	A	La Salle	0	3			
												298	H	La Salle	3	1			
												300	A	Morgan St.	3	1			
												300	H	Morgan St.	3	0			
												301	N	South Carolina St.	3	1			
												308	A	N.C. Central	3	0			
												308	H	N.C. Central	3	0			
												309	H	Norfolk St.	3	0			
												311	N	St. Peter's	3	0			
												314	A	Howard	3	2			
												314	H	Howard	3	0			
												316	A	Hampton	3	0			
LAST 10 GAMES				LAST 10 GAMES				LAST 10 GAMES				LAST 10 GAMES							

Non-Div. I Games:

Delaware St.

RPI	S	Opponent	Score	
316	H	Hampton	3	1
320	N	Fairleigh Dickinson	3	2
324	N	N.C. A&T	3	0
326	N	Winston-Salem	3	0
330	A	Coppin St.	3	0
330	H	Coppin St.	3	1

Delaware St.

D
e
l
a
w
a
r
e
s
t
.

D
e
l
a
w
a
r
e
s
t
.

Average RPI Win:	137	WON-LOST RECORD	WINNING PCT. RANK	LAST 10 GAMES		STRENGTH OF SCHEDULE	OPP. STRENGTH OF SCHEDULE	TEAM RPI	ADJ RPI	CONF. RPI	ADJ CONF. RPI			
DIV. I ONLY		27- 5	.84375	15	9- 1	91	40	29	.62647	30	5	5		
DIV. I NON-CONF.		10- 2	.83333	31	0- 0	90	72	36	.62226	36	5	5		
<hr/>														
TOTALS		RPI 1-25		RPI 26-50		W-L RECORDS		RPI 51-100		RPI 101-150		RPI 150+		
27- 5		1- 3		3- 1		OVERALL		8- 1		4- 0		11- 0		
11- 2		1- 2		1- 0		HOME		4- 0		1- 0		4- 0		
11- 2		0- 1		2- 0		AWAY		4- 1		2- 0		3- 0		
5- 1		0- 0		0- 1		NEUTRAL		0- 0		1- 0		4- 0		
10- 2		1- 1		0- 1		NON-CONFERENCE		2- 0		2- 0		5- 0		
3- 1		1- 1		0- 0		HOME		1- 0		0- 0		1- 0		
2- 0		0- 0		0- 0		AWAY		1- 0		1- 0		0- 0		
5- 1		0- 0		0- 1		NEUTRAL		0- 0		1- 0		4- 0		
17- 3		0- 2		3- 0		CONFERENCE		6- 1		2- 0		6- 0		
8- 1		0- 1		1- 0		HOME		3- 0		1- 0		3- 0		
9- 2		0- 1		2- 0		AWAY		3- 1		1- 0		3- 0		
0- 0		0- 0		0- 0		NEUTRAL		0- 0		0- 0		0- 0		
RPI	S	Opponent	Score		RPI	S	Opponent	Score		RPI	S	Opponent	Score	
2	H	Penn St.	0	3	27	N	Ohio	0	3	58	A	Clemson	3	2
3	A	Florida St.	2	3	42	A	Miami (FL)	3	0	70	A	Virginia Tech	3	1
3	H	Florida St.	2	3	42	H	Miami (FL)	3	0	70	H	Virginia Tech	3	1
23	H	Colorado St.	3	1	45	A	Georgia Tech	3	2	75	A	North Carolina	1	3
										75	H	North Carolina	3	0
										78	A	Wisconsin	3	2
										92	H	Col. of Charleston	3	1
										99	A	Virginia	3	1
										99	H	Virginia	3	0
										104	A	Georgia	3	1
										108	N	Liberty	3	2
										124	A	Wake Forest	3	0
										124	H	Wake Forest	3	1
										174	A	Maryland	3	0
										174	H	Maryland	3	0
										178	N	Appalachian St.	3	1
										191	A	Boston College	3	0
191	H	Boston College	3	0										
212	N	South Dakota	3	0										
246	H	Loyola (MD)	3	0										
250	N	South Ala.	3	0										
272	A	North Carolina St.	3	0										
272	H	North Carolina St.	3	0										
291	N	Tennessee St.	3	0										
LAST 10 GAMES														
124 H Wake Forest					3	1	42 A Miami (FL)					3	0	
75 H North Carolina					3	0	3 A Florida St.					2	3	
272 H North Carolina St.					3	0	174 H Maryland					3	0	
99 A Virginia					3	1	191 H Boston College					3	0	
70 A Virginia Tech					3	1	45 A Georgia Tech					3	2	

Non-Div. I Games:

Duke

Average RPI Win: 242		WON-LOST RECORD		WINNING PCT. RANK		LAST 10 GAMES		STRENGTH OF SCHEDULE		OPP. STRENGTH OF SCHEDULE		TEAM RPI		ADJ RPI		CONF. RPI		ADJ CONF. RPI	
Average RPI Loss: 119																			
DIV. I ONLY		9- 19		.32143 259		1- 9		201		158		244		.42566 239		11		11	
DIV. I NON-CONF.		7- 5		.58333 135		0- 0		256		264		200		.46399 198		12		11	
TOTALS		RPI 1-25		RPI 26-50		W-L RECORDS		RPI 51-100		RPI 101-150		RPI 150+							
9- 19		0- 0		0- 2		OVERALL		0- 8		0- 3		9- 6							
3- 5		0- 0		0- 1		HOME		0- 2		0- 1		3- 1							
2- 11		0- 0		0- 1		AWAY		0- 6		0- 1		2- 3							
4- 3		0- 0		0- 0		NEUTRAL		0- 0		0- 1		4- 2							
7- 5		0- 0		0- 0		NON-CONFERENCE		0- 2		0- 1		7- 2							
1- 0		0- 0		0- 0		HOME		0- 0		0- 0		1- 0							
2- 2		0- 0		0- 0		AWAY		0- 2		0- 0		2- 0							
4- 3		0- 0		0- 0		NEUTRAL		0- 0		0- 1		4- 2							
2- 14		0- 0		0- 2		CONFERENCE		0- 6		0- 2		2- 4							
2- 5		0- 0		0- 1		HOME		0- 2		0- 1		2- 1							
0- 9		0- 0		0- 1		AWAY		0- 4		0- 1		0- 3							
0- 0		0- 0		0- 0		NEUTRAL		0- 0		0- 0		0- 0							
RPI S	Opponent	Score		RPI S	Opponent	Score		RPI S	Opponent	Score		RPI S	Opponent	Score					
				32 A	Rice	0	3	56 A	Southern Miss.	0	3	130 A	UAB	0	3				
				35 H	Tulane	0	3	56 H	Southern Miss.	0	3	130 H	UAB	1	3				
								62 A	Tulsa	0	3	137 N	Arkansas	0	3				
								69 A	VCU	1	3	173 A	UCF	0	3				
								70 A	Virginia Tech	0	3	173 H	UCF	3	1				
								74 A	SMU	0	3	180 N	UNC Asheville	3	1				
								79 A	Marshall	1	3	189 A	Houston	1	3				
								79 H	Marshall	1	3	197 H	UTEP	3	2				
												204 N	Wright St.	2	3				
												208 A	Campbell	3	1				
												217 N	Wofford	0	3				
												221 H	UNC Wilmington	3	2				
												238 A	Memphis	0	3				
												238 H	Memphis	1	3				
												240 N	St. John's (NY)	3	1				
												309 N	Norfolk St.	3	0				
												325 N	Savannah St.	3	0				
												326 A	Winston-Salem	3	0				
LAST 10 GAMES																			
				79 H	Marshall	1	3	56 A	Southern Miss.	0	3								
				130 H	UAB	1	3	173 A	UCF	0	3								
				238 H	Memphis	1	3	35 H	Tulane	0	3								
				189 A	Houston	1	3	197 H	UTEP	3	2								
				32 A	Rice	0	3	130 A	UAB	0	3								

Non-Div. I Games:

East Carolina

Average RPI Win: 223		WON-LOST	WINNING	LAST 10	STRENGTH OF		OPP. STRENGTH	TEAM	ADJ		CONF.	ADJ CONF.			
Average RPI Loss: 162		RECORD	PCT. RANK	GAMES	SCHEDULE		OF SCHEDULE	RPI	RPI		RPI	RPI			
DIV. I ONLY		11- 18	.37931	231	5- 5		203	226	233	.4222	243	20	18		
DIV. I NON-CONF.		2- 7	.22222	279	1- 0		170	256	271	.40276	269	20	19		
<hr/>															
TOTALS		RPI 1-25		RPI 26-50		W-L RECORDS		RPI 51-100		RPI 101-150		RPI 150+			
11- 18		0- 0		0- 2		OVERALL		0- 0		2- 7		9- 9			
6- 5		0- 0		0- 1		HOME		0- 0		2- 1		4- 3			
4- 10		0- 0		0- 1		AWAY		0- 0		0- 5		4- 4			
1- 3		0- 0		0- 0		NEUTRAL		0- 0		0- 1		1- 2			
2- 7		0- 0		0- 0		NON-CONFERENCE		0- 0		0- 3		2- 4			
0- 1		0- 0		0- 0		HOME		0- 0		0- 0		0- 1			
1- 3		0- 0		0- 0		AWAY		0- 0		0- 2		1- 1			
1- 3		0- 0		0- 0		NEUTRAL		0- 0		0- 1		1- 2			
9- 11		0- 0		0- 2		CONFERENCE		0- 0		2- 4		7- 5			
6- 4		0- 0		0- 1		HOME		0- 0		2- 1		4- 2			
3- 7		0- 0		0- 1		AWAY		0- 0		0- 3		3- 3			
0- 0		0- 0		0- 0		NEUTRAL		0- 0		0- 0		0- 0			
RPI	S	Opponent	Score	RPI	S	Opponent	Score	RPI	S	Opponent	Score	RPI	S	Opponent	Score
				34	A	Lipscomb	1 3			108	A	Liberty	0	3	
				34	H	Lipscomb	2 3			114	A	Belmont	0	3	
										114	H	Belmont	3	1	
										119	A	Fla. Gulf Coast	0	3	
										119	H	Fla. Gulf Coast	0	3	
										123	A	Jacksonville	1	3	
										123	H	Jacksonville	3	2	
										125	A	Morehead St.	0	3	
										147	N	Elon	2	3	
										164	A	Kennesaw St.	3	2	
										164	H	Kennesaw St.	2	3	
										178	A	Appalachian St.	2	3	
										180	A	UNC Asheville	3	2	
										202	A	Mercer	3	0	
										202	H	Mercer	3	0	
										208	A	Campbell	2	3	
										208	H	Campbell	1	3	
										225	N	James Madison	1	3	
										234	H	Chattanooga	1	3	
										234	N	Chattanooga	1	3	
										264	A	North Fla.	1	3	
										264	H	North Fla.	3	1	
										284	A	S.C. Upstate	1	3	
										284	H	S.C. Upstate	3	1	
										304	A	Stetson	3	0	
										304	H	Stetson	3	0	
										314	N	Howard	3	2	
<hr/>															
				LAST 10 GAMES											
				34	A	Lipscomb	1 3	119	A	Fla. Gulf Coast	0 3	284	A	S.C. Upstate	1 3
				114	A	Belmont	0 3	164	H	Kennesaw St.	2 3	284	H	S.C. Upstate	3 1
				123	H	Jacksonville	3 2	202	H	Mercer	3 0	304	A	Stetson	3 0
				264	H	North Fla.	3 1	180	A	UNC Asheville	3 2	304	H	Stetson	3 0
				304	A	Stetson	3 0	208	A	Campbell	2 3	314	N	Howard	3 2

Non-Div. I Games:

East Tenn. St.

[illegible]

Non-Div. I Games:

Eastern Ill.

RPI	S	Opponent	Score	
319	N	Chicago St.	3	0

Eastern Ill.

E
a
s
t
e
r
n
I
l
l
.

E
a
s
t
e
r
n
I
l
l
.

Average RPI Win: 247		WON-LOST RECORD		WINNING PCT. RANK		LAST 10 GAMES		STRENGTH OF SCHEDULE		OPP. STRENGTH OF SCHEDULE		TEAM RPI		ADJ RPI		CONF. RPI		ADJ CONF. RPI	
DIV. I ONLY		10- 19		.34483 251		6- 4		219		208		247		.42454 241		26		26	
DIV. I NON-CONF.		1- 9		.1 308		1- 0		162		77		277		.39931 274		25		23	
TOTALS		RPI 1-25		RPI 26-50		W-L RECORDS		RPI 51-100		RPI 101-150		RPI 150+							
10- 19		0- 0		0- 1		OVERALL		1- 5		0- 7		9- 6							
8- 2		0- 0		0- 0		HOME		1- 0		0- 2		7- 0							
2- 10		0- 0		0- 1		AWAY		0- 1		0- 3		2- 5							
0- 7		0- 0		0- 0		NEUTRAL		0- 4		0- 2		0- 1							
1- 9		0- 0		0- 1		NON-CONFERENCE		0- 4		0- 2		1- 2							
1- 0		0- 0		0- 0		HOME		0- 0		0- 0		1- 0							
0- 3		0- 0		0- 1		AWAY		0- 0		0- 1		0- 1							
0- 6		0- 0		0- 0		NEUTRAL		0- 4		0- 1		0- 1							
9- 10		0- 0		0- 0		CONFERENCE		1- 1		0- 5		8- 4							
7- 2		0- 0		0- 0		HOME		1- 0		0- 2		6- 0							
2- 7		0- 0		0- 0		AWAY		0- 1		0- 2		2- 4							
0- 1		0- 0		0- 0		NEUTRAL		0- 0		0- 1		0- 0							
RPI S	Opponent	Score		RPI S	Opponent	Score		RPI S	Opponent	Score		RPI S	Opponent	Score					
				27 A	Ohio	0	3	52 N	Missouri St.	0	3	105 A	South Carolina	0	3				
								80 N	Indiana	0	3	120 A	Austin Peay	2	3				
								82 N	Marquette	0	3	120 H	Austin Peay	1	3				
								85 A	Jacksonville St.	0	3	125 A	Morehead St.	1	3				
								85 H	Jacksonville St.	3	0	125 H	Morehead St.	0	3				
								97 N	Iowa	0	3	125 N	Morehead St.	1	3				
												133 N	Coastal Caro.	0	3				
												183 A	Murray St.	0	3				
												183 H	Murray St.	3	1				
												195 N	UNC Greensboro	1	3				
												226 A	Tennessee Tech	0	3				
												226 H	Tennessee Tech	3	1				
												229 A	Southeast Mo. St.	1	3				
												229 H	Southeast Mo. St.	3	2				
												245 A	Loyola (IL)	0	3				
												281 A	Eastern Ill.	3	2				
												281 H	Eastern Ill.	3	1				
												291 A	Tennessee St.	3	2				
												291 H	Tennessee St.	3	0				
												292 A	UT Martin	2	3				
												292 H	UT Martin	3	0				
												309 H	SIU Edwardsville	3	1				
				LAST 10 GAMES															
				125 N	Morehead St.	1	3	229 A	Southeast Mo. St.	1	3								
				281 A	Eastern Ill.	3	2	120 H	Austin Peay	1	3								
				226 H	Tennessee Tech	3	1	291 H	Tennessee St.	3	0								
				85 H	Jacksonville St.	3	0	309 H	SIU Edwardsville	3	1								
				291 A	Tennessee St.	3	2	125 A	Morehead St.	1	3								

Non-Div. I Games:

Eastern Ky.

Average RPI Win:		170	WON-LOST RECORD		WINNING PCT. RANK		LAST 10 GAMES		STRENGTH OF SCHEDULE		OPP. STRENGTH OF SCHEDULE		TEAM RPI		ADJ RPI		CONF. RPI		ADJ CONF. RPI	
DIV. I ONLY			5- 28		.15152 310		2- 8		69		151		253		.41013 255		13		13	
DIV. I NON-CONF.			1- 15		.0625 319		0- 0		54		198		262		.41226 261		13		12	
TOTALS		RPI 1-25		RPI 26-50		W-L RECORDS		RPI 51-100		RPI 101-150		RPI 150+								
5- 28		0- 1		0- 3		OVERALL		0- 4		2- 9		3- 11								
2- 8		0- 1		0- 1		HOME		0- 1		1- 1		1- 4								
2- 13		0- 0		0- 0		AWAY		0- 2		1- 6		1- 5								
1- 7		0- 0		0- 2		NEUTRAL		0- 1		0- 2		1- 2								
1- 15		0- 1		0- 2		NON-CONFERENCE		0- 2		0- 5		1- 5								
0- 2		0- 1		0- 0		HOME		0- 0		0- 0		0- 1								
0- 6		0- 0		0- 0		AWAY		0- 1		0- 3		0- 2								
1- 7		0- 0		0- 2		NEUTRAL		0- 1		0- 2		1- 2								
4- 13		0- 0		0- 1		CONFERENCE		0- 2		2- 4		2- 6								
2- 6		0- 0		0- 1		HOME		0- 1		1- 1		1- 3								
2- 7		0- 0		0- 0		AWAY		0- 1		1- 3		1- 3								
0- 0		0- 0		0- 0		NEUTRAL		0- 0		0- 0		0- 0								
RPI	S	Opponent		Score		RPI	S	Opponent		Score		RPI	S	Opponent		Score				
11	H	Michigan		0 3		27	H	Ohio		1 3		61	A	Western Mich.		1 3				
						42	N	Miami (FL)		0 3		61	H	Western Mich.		2 3				
						46	N	North Dakota St.		1 3		72	N	Western Ky.		1 3				
												98	A	Northern Colo.		0 3				

Non-Div. I Games:

Eastern Mich.

Average RPI Win:		206	WON-LOST RECORD		WINNING PCT. RANK		LAST 10 GAMES		STRENGTH OF SCHEDULE		OPP. STRENGTH OF SCHEDULE		TEAM RPI		ADJ RPI		CONF. RPI		ADJ CONF. RPI	
Average RPI Loss:		86																		
DIV. I ONLY			18- 11		.62069 97		6- 4		200		136		124		.52244 116		25		21	
DIV. I NON-CONF.			6- 6		.5 171		0- 1		137		15		130		.52223 121		17		17	
TOTALS		RPI 1-25		RPI 26-50		W-L RECORDS		RPI 51-100		RPI 101-150		RPI 150+								
18- 11		0- 3		0- 1		OVERALL		3- 4		0- 1		15- 2								
9- 2		0- 0		0- 0		HOME		1- 2		0- 0		8- 0								
5- 8		0- 3		0- 1		AWAY		1- 2		0- 0		4- 2								
4- 1		0- 0		0- 0		NEUTRAL		1- 0		0- 1		3- 0								
6- 6		0- 3		0- 1		NON-CONFERENCE		1- 1		0- 1		5- 0								
2- 0		0- 0		0- 0		HOME		0- 0		0- 0		2- 0								
0- 5		0- 3		0- 1		AWAY		0- 1		0- 0		0- 0								
4- 1		0- 0		0- 0		NEUTRAL		1- 0		0- 1		3- 0								
12- 5		0- 0		0- 0		CONFERENCE		2- 3		0- 0		10- 2								
7- 2		0- 0		0- 0		HOME		1- 2		0- 0		6- 0								
5- 3		0- 0		0- 0		AWAY		1- 1		0- 0		4- 2								
0- 0		0- 0		0- 0		NEUTRAL		0- 0		0- 0		0- 0								
RPI S	Opponent		Score		RPI S	Opponent		Score		RPI S	Opponent		Score		RPI S	Opponent		Score		
10 A	California		0 3		36 A	St. Mary's (CA)		0 3		52 N	Missouri St.		3 1		115 N	San Francisco		0 3		
21 A	Oregon		0 3							55 A	Washington St.		0 3		156 A	Montana		1 3		
25 A	Arizona		1 3							84 A	Portland St.		0 3		156 H	Montana		3 1		
										84 H	Portland St.		1 3		168 H	Gonzaga		3 1		
										98 A	Northern Colo.		3 1		189 N	Houston		3 1		
										98 H	Northern Colo.		2 3		190 H	Idaho		3 1		
										98 H	Northern Colo.		3 0		213 A	Idaho St.		3 2		
															213 H	Idaho St.		3 0		
															214 A	Sacramento St.		3 2		
															214 H	Sacramento St.		3 1		
															223 N	Nevada		3 1		
															260 A	Weber St.		3 0		
															260 H	Weber St.		3 0		
															262 A	Northern Ariz.		2 3		
															262 H	Northern Ariz.		3 0		
															283 N	San Jose St.		3 1		
															306 A	Montana St.		3 0		
															306 H	Montana St.		3 0		
LAST 10 GAMES																				

Non-Div. I Games:

Eastern Wash.

Average RPI Win: 243		WON-LOST RECORD		WINNING PCT. RANK		LAST 10 GAMES		STRENGTH OF SCHEDULE		OPP. STRENGTH OF SCHEDULE		TEAM RPI		ADJ RPI		CONF. RPI		ADJ CONF. RPI	
Average RPI Loss: 167																			
DIV. I ONLY		23- 8		.74194 41		6- 4		287		270		143		.49456 147		19		19	
DIV. I NON-CONF.		14- 1		.93333 10		2- 0		288		300		107		.52797 114		23		25	
TOTALS		RPI 1-25		RPI 26-50		W-L RECORDS		RPI 51-100		RPI 101-150		RPI 150+							
23- 8		0- 0		0- 1		OVERALL		0- 1		4- 1		19- 5							
11- 2		0- 0		0- 0		HOME		0- 0		3- 0		8- 2							
7- 6		0- 0		0- 1		AWAY		0- 1		1- 1		6- 3							
5- 0		0- 0		0- 0		NEUTRAL		0- 0		0- 0		5- 0							
14- 1		0- 0		0- 0		NON-CONFERENCE		0- 0		2- 0		12- 1							
4- 1		0- 0		0- 0		HOME		0- 0		1- 0		3- 1							
5- 0		0- 0		0- 0		AWAY		0- 0		1- 0		4- 0							
5- 0		0- 0		0- 0		NEUTRAL		0- 0		0- 0		5- 0							
9- 7		0- 0		0- 1		CONFERENCE		0- 1		2- 1		7- 4							
7- 1		0- 0		0- 0		HOME		0- 0		2- 0		5- 1							
2- 6		0- 0		0- 1		AWAY		0- 1		0- 1		2- 3							
0- 0		0- 0		0- 0		NEUTRAL		0- 0		0- 0		0- 0							
RPI	S	Opponent	Score	RPI	S	Opponent	Score	RPI	S	Opponent	Score	RPI	S	Opponent	Score				
				50	A	Furman	0 3	92	A	Col. of Charleston	2 3	108	A	Liberty	3 1				
												121	H	Ga. Southern	3 1				
												141	A	Samford	2 3				
												141	H	Samford	3 0				
												149	H	Charlotte	3 0				
												178	A	Appalachian St.	2 3				
												178	H	Appalachian St.	3 0				
												180	N	UNC Asheville	3 1				
												195	A	UNC Greensboro	2 3				
												195	H	UNC Greensboro	2 3				
												201	H	Georgia St.	2 3				
												217	H	Wofford	3 0				
												221	N	UNC Wilmington	3 0				
												234	A	Chattanooga	3 2				
												234	H	Chattanooga	3 1				
												235	A	High Point	3 0				
												243	N	East Tenn. St.	3 2				
												277	H	Radford	3 0				
												282	H	Davidson	3 0				
												285	A	Western Caro.	2 3				
												285	H	Western Caro.	3 0				
				LAST 10 GAMES								295	H	Navy	3 0				
				285	A	Western Caro.	2 3	234	H	Chattanooga	3 1	301	N	South Carolina St.	3 0				
				178	A	Appalachian St.	2 3	141	H	Samford	3 0	302	A	Citadel	3 0				
				324	A	N.C. A&T	3 1	92	A	Col. of Charleston	2 3	308	A	N.C. Central	3 0				
				217	H	Wofford	3 0	302	A	Citadel	3 0	309	H	Norfolk St.	3 0				
				195	H	UNC Greensboro	2 3	326	A	Winston-Salem	3 0	314	N	Howard	3 1				

Non-Div. I Games:

Elon

RPI	S	Opponent	Score	
324	A	N.C. A&T	3	1
326	A	Winston-Salem	3	0

Elon

E
l
o
n

E
l
o
n

Average RPI Win:	220	WON-LOST	WINNING	LAST 10	STRENGTH OF	OPP. STRENGTH	TEAM	ADJ	CONF.	ADJ CONF.		
Average RPI Loss:	82	RECORD	PCT. RANK	GAMES	SCHEDULE	OF SCHEDULE	RPI	RPI	RPI	RPI		
DIV. I ONLY		14- 16	.46667	179	3- 7	149	108	155	.49027	151	7	7
DIV. I NON-CONF.		7- 5	.58333	135	0- 0	238	191	174	.47724	178	10	10
<hr/>												
TOTALS	RPI 1-25	RPI 26-50		W-L RECORDS		RPI 51-100		RPI 101-150		RPI 150+		
14- 16	0- 2	0- 4		OVERALL		2- 5		2- 3		10- 2		
6- 4	0- 1	0- 1		HOME		1- 2		2- 0		3- 0		
4- 10	0- 1	0- 3		AWAY		0- 3		0- 2		4- 1		
4- 2	0- 0	0- 0		NEUTRAL		1- 0		0- 1		3- 1		
7- 5	0- 0	0- 2		NON-CONFERENCE		1- 0		0- 1		6- 2		
1- 0	0- 0	0- 0		HOME		0- 0		0- 0		1- 0		
2- 3	0- 0	0- 2		AWAY		0- 0		0- 0		2- 1		
4- 2	0- 0	0- 0		NEUTRAL		1- 0		0- 1		3- 1		
7- 11	0- 2	0- 2		CONFERENCE		1- 5		2- 2		4- 0		
5- 4	0- 1	0- 1		HOME		1- 2		2- 0		2- 0		
2- 7	0- 1	0- 1		AWAY		0- 3		0- 2		2- 0		
0- 0	0- 0	0- 0		NEUTRAL		0- 0		0- 0		0- 0		
RPI S	Opponent	Score	RPI S	Opponent	Score	RPI S	Opponent	Score	RPI S	Opponent	Score	
16 A	UNI	0 3	28 A	Wichita St.	1 3	52 A	Missouri St.	2 3	107 A	Southern Ill.	1 3	
16 H	UNI	0 3	28 H	Wichita St.	1 3	52 H	Missouri St.	1 3	107 H	Southern Ill.	3 2	
			34 A	Lipscomb	0 3	83 A	Creighton	1 3	131 A	Illinois St.	2 3	
			43 A	Cincinnati	0 3	83 H	Creighton	3 2	131 H	Illinois St.	3 2	
						92 N	Col. of Charleston	3 1	148 N	Arkansas St.	2 3	
						100 A	Drake	1 3	172 N	Kent St.	2 3	
						100 H	Drake	0 3	204 A	Wright St.	0 3	
									229 N	Southeast Mo. St.	3 1	
									238 A	Memphis	3 1	
									242 A	Indiana St.	3 0	
									242 H	Indiana St.	3 2	
									252 N	Youngstown St.	3 2	
									278 A	Bradley	3 0	
									278 H	Bradley	3 1	
									292 H	UT Martin	3 0	
									309 A	SIU Edwardsville	3 1	
									311 N	St. Peter's	3 0	
			LAST 10 GAMES									
			107 H	Southern Ill.	3 2	242 A	Indiana St.	3 0				
			83 A	Creighton	1 3	131 A	Illinois St.	2 3				
			100 A	Drake	1 3	278 H	Bradley	3 1				
			28 H	Wichita St.	1 3	16 H	UNI	0 3				
			52 H	Missouri St.	1 3	100 H	Drake	0 3				

Non-Div. I Games:

Evansville

Average RPI Win:	242	WON-LOST RECORD	WINNING PCT. RANK	LAST 10 GAMES	STRENGTH OF SCHEDULE	OPP. STRENGTH OF SCHEDULE	TEAM RPI	ADJ RPI	CONF. RPI	ADJ CONF. RPI									
DIV. I ONLY		19- 12	.6129	101	8- 2	194	259	137	.49815	144	28	28							
DIV. I NON-CONF.		3- 9	.25	272	1- 0	91	99	204	.46432	197	27	27							
<hr/>																			
TOTALS	RPI 1-25	RPI 26-50		W-L RECORDS		RPI 51-100		RPI 101-150		RPI 150+									
19- 12	0- 1	0- 0		OVERALL		0- 3		3- 3		16- 5									
10- 1	0- 0	0- 0		HOME		0- 0		2- 0		8- 1									
7- 5	0- 1	0- 0		AWAY		0- 1		1- 1		6- 2									
2- 6	0- 0	0- 0		NEUTRAL		0- 2		0- 2		2- 2									
<hr/>																			
3- 9	0- 1	0- 0		NON-CONFERENCE		0- 3		1- 3		2- 2									
1- 1	0- 0	0- 0		HOME		0- 0		1- 0		0- 1									
0- 3	0- 1	0- 0		AWAY		0- 1		0- 1		0- 0									
2- 5	0- 0	0- 0		NEUTRAL		0- 2		0- 2		2- 1									
<hr/>																			
16- 3	0- 0	0- 0		CONFERENCE		0- 0		2- 0		14- 3									
9- 0	0- 0	0- 0		HOME		0- 0		1- 0		8- 0									
7- 2	0- 0	0- 0		AWAY		0- 0		1- 0		6- 2									
0- 1	0- 0	0- 0		NEUTRAL		0- 0		0- 0		0- 1									
<hr/>																			
RPI	S	Opponent	Score		RPI	S	Opponent	Score		RPI	S	Opponent	Score						
11	A	Michigan	0	3						65	N	Missouri	0	3					
										69	N	VCU	0	3					
										76	A	Yale	0	3					
												101	A	Army	0	3			
												125	N	Morehead St.	1	3			
												126	H	Connecticut	3	2			
												136	N	Colorado	0	3			
												150	A	Niagara	3	1			
												150	H	Niagara	3	2			
												155	N	Georgetown	1	3			
												194	A	Siena	1	3			
												194	H	Siena	3	1			
												209	A	Marist	3	1			
												209	H	Marist	3	1			
												209	N	Marist	2	3			
												211	N	Sacred Heart	3	0			
												215	H	Fordham	2	3			
												246	A	Loyola (MD)	3	2			
												246	H	Loyola (MD)	3	1			
												253	A	Iona	3	0			
												253	H	Iona	3	1			
												255	N	Eastern Mich.	3	1			
												279	A	Canisius	3	0			
												279	H	Canisius	3	0			
												296	A	Manhattan	3	1			
												296	H	Manhattan	3	0			
												311	A	St. Peter's	3	1			
												311	H	St. Peter's	3	0			
												317	A	Rider	1	3			
												317	H	Rider	3	0			
<hr/>																			
LAST 10 GAMES					LAST 10 GAMES					LAST 10 GAMES									
					209	N	Marist	2	3	296	A	Manhattan	3	1	296	A	Manhattan	3	1
					253	H	Iona	3	1	194	A	Siena	1	3	311	A	St. Peter's	3	1
					209	H	Marist	3	1	150	H	Niagara	3	2	311	H	St. Peter's	3	0
					311	A	St. Peter's	3	1	279	H	Canisius	3	0	317	A	Rider	1	3
					246	A	Loyola (MD)	3	2	126	H	Connecticut	3	2	317	H	Rider	3	0

Non-Div. I Games:

Fairfield

Average RPI Win: 308		WON-LOST RECORD		WINNING PCT. RANK		LAST 10 GAMES		STRENGTH OF SCHEDULE		OPP. STRENGTH OF SCHEDULE		TEAM RPI		ADJ RPI		CONF. RPI		ADJ CONF. RPI	
DIV. I ONLY		8- 24		.25 290		5- 5		317		309		318		.26689 320		30		30	
DIV. I NON-CONF.		3- 12		.2 285		0- 0		291		298		311		.30611 312		30		30	
TOTALS		RPI 1-25		RPI 26-50		W-L RECORDS		RPI 51-100		RPI 101-150		RPI 150+							
8- 24		0- 0		0- 0		OVERALL		0- 0		0- 1		8- 23							
3- 6		0- 0		0- 0		HOME		0- 0		0- 0		3- 6							
3- 11		0- 0		0- 0		AWAY		0- 0		0- 0		3- 11							
2- 7		0- 0		0- 0		NEUTRAL		0- 0		0- 1		2- 6							
3- 12		0- 0		0- 0		NON-CONFERENCE		0- 0		0- 1		3- 11							
0- 1		0- 0		0- 0		HOME		0- 0		0- 0		0- 1							
1- 5		0- 0		0- 0		AWAY		0- 0		0- 0		1- 5							
2- 6		0- 0		0- 0		NEUTRAL		0- 0		0- 1		2- 5							
5- 12		0- 0		0- 0		CONFERENCE		0- 0		0- 0		5- 12							
3- 5		0- 0		0- 0		HOME		0- 0		0- 0		3- 5							
2- 6		0- 0		0- 0		AWAY		0- 0		0- 0		2- 6							
0- 1		0- 0		0- 0		NEUTRAL		0- 0		0- 0		0- 1							
RPI	S	Opponent		Score	RPI	S	Opponent		Score	RPI	S	Opponent		Score	RPI	S	Opponent		Score
									</										

Non-Div. I Games:

Fairleigh Dickinson

RPI	S	Opponent	Score	
318	N	Bryant	2	3
321	A	Quinnipiac	3	0
321	H	Quinnipiac	3	2
323	A	St. Francis (NY)	2	3
323	H	St. Francis (NY)	1	3

Fairleigh Dickinson

F
a
i
r
l
e
i
g
h
D
i
c
k
i
n
s
o
n

F
a
i
r
l
e
i
g
h
D
i
c
k
i
n
s
o
n

[illegible]

Non-Div. I Games:

FIU

Average RPI Win:	248	WON-LOST RECORD	WINNING PCT. RANK	LAST 10 GAMES	STRENGTH OF SCHEDULE	OPP. STRENGTH OF SCHEDULE	TEAM RPI	ADJ RPI	CONF. RPI	ADJ CONF. RPI				
Average RPI Loss:	129													
DIV. I ONLY		6- 20	.23077	297	3- 7	117	159	249	.41601	249	15	15		
DIV. I NON-CONF.		2- 7	.22222	279	1- 0	169	218	269	.4087	266	15	14		
<hr/>														
TOTALS	RPI 1-25	RPI 26-50		W-L RECORDS		RPI 51-100		RPI 101-150		RPI 150+				
6- 20	0- 2	0- 2		OVERALL		0- 3		1- 5		5- 8				
2- 6	0- 1	0- 1		HOME		0- 1		1- 1		1- 2				
3- 9	0- 1	0- 1		AWAY		0- 2		0- 2		3- 3				
1- 5	0- 0	0- 0		NEUTRAL		0- 0		0- 2		1- 3				
2- 7	0- 0	0- 0		NON-CONFERENCE		0- 1		1- 2		1- 4				
1- 0	0- 0	0- 0		HOME		0- 0		1- 0		0- 0				
0- 2	0- 0	0- 0		AWAY		0- 1		0- 0		0- 1				
1- 5	0- 0	0- 0		NEUTRAL		0- 0		0- 2		1- 3				
4- 13	0- 2	0- 2		CONFERENCE		0- 2		0- 3		4- 4				
1- 6	0- 1	0- 1		HOME		0- 1		0- 1		1- 2				
3- 7	0- 1	0- 1		AWAY		0- 1		0- 2		3- 2				
0- 0	0- 0	0- 0		NEUTRAL		0- 0		0- 0		0- 0				
<hr/>														
RPI S	Opponent	Score	RPI S	Opponent	Score	RPI S	Opponent	Score	RPI S	Opponent	Score			
15 A	FIU	0 3	31 A	Middle Tenn.	0 3	68 A	South Fla.	0 3	111 A	New Orleans	2 3			
15 H	FIU	0 3	31 H	Middle Tenn.	0 3	72 A	Western Ky.	1 3	113 N	Winthrop	0 3			
						72 H	Western Ky.	0 3	119 H	Fla. Gulf Coast	3 1			
									123 N	Jacksonville	0 3			
									146 A	Denver	0 3			
									148 H	Arkansas St.	0 3			
									167 H	UALR	0 3			
									173 A	UCF	0 3			
									179 A	Troy	2 3			
									179 H	Troy	0 3			
									198 N	McNeese St.	1 3			
									200 A	North Texas	0 3			
									250 A	South Ala.	3 0			
									250 H	South Ala.	3 0			
									264 N	North Fla.	2 3			
									269 N	DePaul	1 3			
									273 A	La.-Lafayette	3 2			
									289 N	Jackson St.	3 0			
									307 A	La.-Monroe	3 0			
<hr/>														
LAST 10 GAMES														
15 H FIU						0	3	167 H UALR					0	3
72 A Western Ky.						1	3	148 H Arkansas St.					0	3
31 A Middle Tenn.						0	3	119 H Fla. Gulf Coast					3	1
111 A New Orleans						2	3	179 H Troy					0	3
273 A La.-Lafayette						3	2	250 H South Ala.					3	0

Non-Div. I Games:

Fla. Atlantic

Average RPI Win:		222	WON-LOST RECORD		WINNING PCT. RANK		LAST 10 GAMES		STRENGTH OF SCHEDULE		OPP. STRENGTH OF SCHEDULE		TEAM RPI		ADJ RPI		CONF. RPI		ADJ CONF. RPI				
DIV. I ONLY			18- 13		.58065 124		7- 3		123		174		117		.52041 119		20		18				
DIV. I NON-CONF.			1- 7		.125 303		0- 1		107		65		255		.4301 239		20		19				
TOTALS		RPI 1-25		RPI 26-50				W-L RECORDS		RPI 51-100				RPI 101-150				RPI 150+					
18- 13		0- 2		0- 4				OVERALL		0- 2				3- 2				15- 3					
10- 3		0- 0		0- 2				HOME		0- 0				2- 1				8- 0					
7- 8		0- 2		0- 2				AWAY		0- 1				1- 1				6- 2					
1- 2		0- 0		0- 0				NEUTRAL		0- 1				0- 0				1- 1					
1- 7		0- 2		0- 1				NON-CONFERENCE		0- 2				0- 0				1- 2					
0- 0		0- 0		0- 0				HOME		0- 0				0- 0				0- 0					
0- 5		0- 2		0- 1				AWAY		0- 1				0- 0				0- 1					
1- 2		0- 0		0- 0				NEUTRAL		0- 1				0- 0				1- 1					
17- 6		0- 0		0- 3				CONFERENCE		0- 0				3- 2				14- 1					
10- 3		0- 0		0- 2				HOME		0- 0				2- 1				8- 0					
7- 3		0- 0		0- 1				AWAY		0- 0				1- 1				6- 1					
0- 0		0- 0		0- 0				NEUTRAL		0- 0				0- 0				0- 0					
RPI	S	Opponent		Score		RPI	S	Opponent		Score		RPI	S	Opponent		Score		RPI	S	Opponent		Score	
15	A	FIU		0	3	34	A	Lipscomb		0	3	68	N	South Fla.		1	3	114	A	Belmont		3	2
21	A	Southern California		0	3	34	H	Lipscomb		0	3	71	A	Pepperdine		0	3	114	H	Belmont		3	2
						34	H	Lipscomb		0	3							123	A	Jacksonville		2	3
						42	A	Miami (FL)		0	3							123	H	Jacksonville		3	0
																		123	H	Jacksonville		2	3
																		164	A	Kennesaw St.		3	2
																		164	H	Kennesaw St.		3	0
																		202	A	Mercer		1	3
																		202	H	Mercer		3	1
																		208	A	Campbell		3	0
																		208	H	Campbell		3	0
																		208	H	Campbell		3	1
																		243	A	East Tenn. St.		3	0
																		243	H	East Tenn. St.		3	0
																		249	A	Fla. Atlantic		1	3
																		262	N	Northern Ariz.		1	3
																		264	A	North Fla.		3	2
																		264	H	North Fla.		3	0
																		284	A	S.C. Upstate		3	0
																		284	H	S.C. Upstate		3	0
																		293	N	Prairie View		3	1
																		304	A	Stetson		3	0
																		304	H	Stetson		3	1
						LAST 10 GAMES																	
						34	H	Lipscomb		0	3	202	A	Mercer		1	3						
						123	H	Jacksonville		3	0	164	A	Kennesaw St.		3	2						
						208	H	Campbell		3	0	208	H	Campbell		3	1						
						284	H	S.C. Upstate		3	0	243	H	East Tenn. St.		3	0						
						15	A	FIU		0	3	114	A	Belmont		3	2						

Non-Div. I Games:

Fla. Gulf Coast

Average RPI Win:		279	WON-LOST RECORD		WINNING PCT. RANK		LAST 10 GAMES		STRENGTH OF SCHEDULE		OPP. STRENGTH OF SCHEDULE		TEAM RPI		ADJ RPI		CONF. RPI		ADJ CONF. RPI	
DIV. I ONLY			17- 9		.65385 83		8- 2		224		282		144		.508 132		31		31	
DIV. I NON-CONF.			6- 9		.4 211		1- 2		111		136		165		.48986 156		31		31	
TOTALS		RPI 1-25		RPI 26-50		W-L RECORDS		RPI 51-100		RPI 101-150		RPI 150+								
17- 9		0- 3		0- 1		OVERALL		0- 2		0- 2		17- 1								
6- 0		0- 0		0- 0		HOME		0- 0		0- 0		6- 0								
8- 4		0- 2		0- 0		AWAY		0- 1		0- 0		8- 1								
3- 5		0- 1		0- 1		NEUTRAL		0- 1		0- 2		3- 0								
6- 9		0- 3		0- 1		NON-CONFERENCE		0- 2		0- 2		6- 1								
2- 0		0- 0		0- 0		HOME		0- 0		0- 0		2- 0								
4- 4		0- 2		0- 0		AWAY		0- 1		0- 0		4- 1								
0- 5		0- 1		0- 1		NEUTRAL		0- 1		0- 2		0- 0								
11- 0		0- 0		0- 0		CONFERENCE		0- 0		0- 0		11- 0								
4- 0		0- 0		0- 0		HOME		0- 0		0- 0		4- 0								
4- 0		0- 0		0- 0		AWAY		0- 0		0- 0		4- 0								
3- 0		0- 0		0- 0		NEUTRAL		0- 0		0- 0		3- 0								
RPI	S	Opponent		Score		RPI	S	Opponent		Score		RPI	S	Opponent		Score				
3	A	Florida St.		0	3	46	N	North Dakota St.		0	3	56	N	Southern Miss.		2	3			
15	A	FIU		0	3							68	A	South Fla.		1	3			
15	N	FIU		0	3									107 N Southern Ill.		2	3			
														118 N Central Mich.		2	3			
														170 N Md.-East. Shore		3	1			
														173 A UCF		3	2			
														202 A Mercer		3	1			
														202 H Mercer		3	0			
														264 A North Fla.		2	3			
														280 N Delaware St.		3	1			
														286 A Bethune-Cookman		3	0			
														286 H Bethune-Cookman		3	0			
														301 A South Carolina St.		3	1			
														301 H South Carolina St.		3	0			
														304 A Stetson		3	0			
														309 A Norfolk St.		3	0			
														309 H Norfolk St.		3	0			
														314 N Howard		3	0			
														324 A N.C. A&T		3	0			
														324 H N.C. A&T		3	0			
														326 A Winston-Salem		3	0			
														326 H Winston-Salem		3	0			
LAST 10 GAMES																				
15	A	FIU		0	3	286	A	Bethune-Cookman		3	0									
170	N	Md.-East. Shore		3	1	301	H	South Carolina St.		3	0									
280	N	Delaware St.		3	1	324	A	N.C. A&T		3	0									
314	N	Howard		3	0	326	A	Winston-Salem		3	0									
309	H	Norfolk St.		3	0	68	A	South Fla.		1	3									

Non-Div. I Games:

Florida A&M

Average RPI Win:	88	WON-LOST	WINNING	LAST 10	STRENGTH OF	OPP. STRENGTH	TEAM	ADJ	CONF.	ADJ CONF.	
Average RPI Loss:	30	RECORD	PCT. RANK	GAMES	SCHEDULE	OF SCHEDULE	RPI	RPI	RPI	RPI	
DIV. I ONLY	28- 2	.93333	4	10- 0	2	38	3	.71099	3	5	5
DIV. I NON-CONF.	9- 1	.9	18	0- 0	2	19	2	.76577	2	5	5
<hr/>											
TOTALS	RPI 1-25	RPI 26-50		W-L RECORDS		RPI 51-100		RPI 101-150		RPI 150+	
28- 2	3- 1	7- 1		OVERALL		9- 0		4- 0		5- 0	
14- 1	1- 0	3- 1		HOME		4- 0		3- 0		3- 0	
11- 1	1- 1	3- 0		AWAY		4- 0		1- 0		2- 0	
3- 0	1- 0	1- 0		NEUTRAL		1- 0		0- 0		0- 0	
<hr/>											
9- 1	3- 1	2- 0		NON-CONFERENCE		2- 0		2- 0		0- 0	
4- 0	1- 0	1- 0		HOME		0- 0		2- 0		0- 0	
2- 1	1- 1	0- 0		AWAY		1- 0		0- 0		0- 0	
3- 0	1- 0	1- 0		NEUTRAL		1- 0		0- 0		0- 0	
<hr/>											
19- 1	0- 0	5- 1		CONFERENCE		7- 0		2- 0		5- 0	
10- 1	0- 0	2- 1		HOME		4- 0		1- 0		3- 0	
9- 0	0- 0	3- 0		AWAY		3- 0		1- 0		2- 0	
0- 0	0- 0	0- 0		NEUTRAL		0- 0		0- 0		0- 0	
<hr/>											
RPI S	Opponent	Score		RPI S	Opponent	Score		RPI S	Opponent	Score	
4 N	Illinois	3	0	30 A	Duke	3	2	54 N	Albany (NY)	3	0
14 A	Florida	2	3	30 H	Duke	3	2	58 A	Clemson	3	1
15 A	FIU	3	1	31 N	Middle Tenn.	3	0	58 H	Clemson	3	2
20 H	Notre Dame	3	2	42 A	Miami (FL)	3	1	66 A	New Mexico St.	3	0
				42 H	Miami (FL)	3	0	70 A	Virginia Tech	3	1
				45 A	Georgia Tech	3	0	70 H	Virginia Tech	3	1
				45 H	Georgia Tech	2	3	75 H	North Carolina	3	1
				46 H	North Dakota St.	3	2	99 A	Virginia	3	0
								99 H	Virginia	3	0
<hr/>											
				LAST 10 GAMES							
				42 A Miami (FL)				124 H Wake Forest			
				174 H Maryland				30 H Duke			
				191 H Boston College				70 A Virginia Tech			
				45 A Georgia Tech				99 A Virginia			
				58 A Clemson				75 H North Carolina			

Non-Div. I Games:

Florida St.

Average RPI Win:	106	WON-LOST RECORD	WINNING PCT. RANK	LAST 10 GAMES	STRENGTH OF SCHEDULE	OPP. STRENGTH OF SCHEDULE	TEAM RPI	ADJ RPI	CONF. RPI	ADJ CONF. RPI		
DIV. I ONLY		23- 5	.82143	20	8- 2	46	24	16	.65224	14	4	4
DIV. I NON-CONF.		7- 1	.875	23	1- 0	14	3	4	.70176	4	4	4
<hr/>												
TOTALS	RPI 1-25	RPI 26-50		W-L RECORDS		RPI 51-100		RPI 101-150		RPI 150+		
23- 5	4- 4	1- 1		OVERALL		3- 0		8- 0		7- 0		
12- 2	3- 1	0- 1		HOME		1- 0		4- 0		4- 0		
10- 2	0- 2	1- 0		AWAY		2- 0		4- 0		3- 0		
1- 1	1- 1	0- 0		NEUTRAL		0- 0		0- 0		0- 0		
7- 1	3- 1	0- 0		NON-CONFERENCE		1- 0		2- 0		1- 0		
4- 0	2- 0	0- 0		HOME		0- 0		1- 0		1- 0		
2- 0	0- 0	0- 0		AWAY		1- 0		1- 0		0- 0		
1- 1	1- 1	0- 0		NEUTRAL		0- 0		0- 0		0- 0		
16- 4	1- 3	1- 1		CONFERENCE		2- 0		6- 0		6- 0		
8- 2	1- 1	0- 1		HOME		1- 0		3- 0		3- 0		
8- 2	0- 2	1- 0		AWAY		1- 0		3- 0		3- 0		
0- 0	0- 0	0- 0		NEUTRAL		0- 0		0- 0		0- 0		
RPI S	Opponent	Score	RPI S	Opponent	Score	RPI S	Opponent	Score	RPI S	Opponent	Score	
3 H	Florida St.	3 2	26 A	Kentucky	3 1	68 A	South Fla.	3 1	104 A	Georgia	3 0	
5 N	Stanford	3 2	26 H	Kentucky	2 3	77 A	Auburn	3 0	104 H	Georgia	3 0	
7 N	Washington	0 3				77 H	Auburn	3 0	105 A	South Carolina	3 1	
13 A	LSU	0 3							105 H	South Carolina	3 0	
13 H	LSU	1 3							128 A	Pacific	3 1	
17 A	Tennessee	1 3							136 H	Colorado	3 0	
17 H	Tennessee	3 0							137 A	Arkansas	3 0	
20 H	Notre Dame	3 1							137 H	Arkansas	3 0	
									160 A	Mississippi	3 2	
									160 H	Mississippi	3 0	
									161 A	Alabama	3 0	
									161 H	Alabama	3 0	
									166 H	UNLV	3 0	
									188 A	Mississippi St.	3 0	
									188 H	Mississippi St.	3 0	
<hr/>												
LAST 10 GAMES												
			20 H	Notre Dame	3 1	77 H	Auburn	3 0				
			105 H	South Carolina	3 0	104 H	Georgia	3 0				
			26 A	Kentucky	3 1	188 A	Mississippi St.	3 0				
			17 A	Tennessee	1 3	161 A	Alabama	3 0				
			13 H	LSU	1 3	160 H	Mississippi	3 0				

Non-Div. I Games:

Florida

Average RPI Win: 219		WON-LOST	WINNING	LAST 10	STRENGTH OF		OPP. STRENGTH	TEAM	ADJ		CONF.	ADJ CONF.
Average RPI Loss: 113		RECORD	PCT. RANK	GAMES	SCHEDULE		OF SCHEDULE	RPI	RPI		RPI	RPI
DIV. I ONLY		13- 20	.39394	221	5- 5		177	127	203		.4461	215
DIV. I NON-CONF.		10- 8	.55556	146	2- 0		204	183	161		.47611	180
TOTALS		RPI 1-25	RPI 26-50		W-L RECORDS		RPI 51-100		RPI 101-150		RPI 150+	
13- 20		0- 4	0- 1		OVERALL		0- 6		3- 1		10- 8	
9- 5		0- 2	0- 0		HOME		0- 2		2- 0		7- 1	
2- 11		0- 1	0- 0		AWAY		0- 4		1- 1		1- 5	
2- 4		0- 1	0- 1		NEUTRAL		0- 0		0- 0		2- 2	
10- 8		0- 1	0- 1		NON-CONFERENCE		0- 1		2- 0		8- 5	
7- 0		0- 0	0- 0		HOME		0- 0		1- 0		6- 0	
1- 4		0- 0	0- 0		AWAY		0- 1		1- 0		0- 3	
2- 4		0- 1	0- 1		NEUTRAL		0- 0		0- 0		2- 2	
3- 12		0- 3	0- 0		CONFERENCE		0- 5		1- 1		2- 3	
2- 5		0- 2	0- 0		HOME		0- 2		1- 0		1- 1	
1- 7		0- 1	0- 0		AWAY		0- 3		0- 1		1- 2	
0- 0		0- 0	0- 0		NEUTRAL		0- 0		0- 0		0- 0	
RPI S	Opponent	Score	RPI S	Opponent	Score	RPI S	Opponent	Score	RPI S	Opponent	Score	
9 N	UCLA	0 3	39 N	Long Beach St.	0 3	53 A	Xavier	0 3	117 H	Villanova	3 2	
19 H	Dayton	1 3				53 H	Xavier	2 3	144 A	Fairfield	3 2	
24 A	St. Louis	0 3				86 A	George Washington	0 3	149 A	Charlotte	2 3	
24 H	St. Louis	0 3				88 A	Temple	2 3	149 H	Charlotte	3 2	
						88 H	Temple	2 3	159 A	Buffalo	2 3	
						94 A	Cal St. Fullerton	1 3	169 A	Duquesne	0 3	
									169 H	Duquesne	1 3	
									186 H	Seton Hall	3 1	
									186 N	Seton Hall	3 0	
									191 N	Boston College	1 3	
									191 N	Boston College	2 3	
									205 A	Rhode Island	2 3	
									205 H	Rhode Island	3 0	
									206 A	Hofstra	1 3	
									210 H	Rutgers	3 1	
									211 H	Sacred Heart	3 1	
									240 A	St. John's (NY)	1 3	
									253 H	Iona	3 0	
									268 H	Central Conn. St.	3 1	
									296 H	Manhattan	3 1	
									298 A	La Salle	3 0	
									321 N	Quinnipiac	3 0	
			LAST 10 GAMES									
			205 A	Rhode Island	2 3	24 A	St. Louis	0 3				
			169 A	Duquesne	0 3	117 H	Villanova	3 2				
			88 H	Temple	2 3	205 H	Rhode Island	3 0				
			53 A	Xavier	0 3	210 H	Rutgers	3 1				
			149 H	Charlotte	3 2	298 A	La Salle	3 0				

Non-Div. I Games:

Fordham

Average RPI Win:	234	WON-LOST	WINNING	LAST 10	STRENGTH OF	OPP. STRENGTH	TEAM	ADJ	CONF.	ADJ CONF.		
Average RPI Loss:	141	RECORD	PCT. RANK	GAMES	SCHEDULE	OF SCHEDULE	RPI	RPI	RPI	RPI		
DIV. I ONLY		15- 16	.48387	169	4- 6	243	173	207	.44351	220	16	17
DIV. I NON-CONF.		7- 6	.53846	157	0- 1	250	208	202	.45729	208	16	16
<hr/>												
TOTALS	RPI 1-25	RPI 26-50		W-L RECORDS		RPI 51-100		RPI 101-150		RPI 150+		
15- 16	0- 4	0- 0		OVERALL		0- 2		1- 2		14- 8		
7- 4	0- 1	0- 0		HOME		0- 1		0- 1		7- 1		
4- 9	0- 2	0- 0		AWAY		0- 1		0- 0		4- 6		
4- 3	0- 1	0- 0		NEUTRAL		0- 0		1- 1		3- 1		
7- 6	0- 1	0- 0		NON-CONFERENCE		0- 0		1- 2		6- 3		
2- 1	0- 0	0- 0		HOME		0- 0		0- 1		2- 0		
2- 3	0- 1	0- 0		AWAY		0- 0		0- 0		2- 2		
3- 2	0- 0	0- 0		NEUTRAL		0- 0		1- 1		2- 1		
8- 10	0- 3	0- 0		CONFERENCE		0- 2		0- 0		8- 5		
5- 3	0- 1	0- 0		HOME		0- 1		0- 0		5- 1		
2- 6	0- 1	0- 0		AWAY		0- 1		0- 0		2- 4		
1- 1	0- 1	0- 0		NEUTRAL		0- 0		0- 0		1- 0		
RPI S	Opponent	Score	RPI S	Opponent	Score	RPI S	Opponent	Score	RPI S	Opponent	Score	
18 A	Hawaii	0 3				66 A	New Mexico St.	0 3	115 N	San Francisco	0 3	
18 H	Hawaii	1 3				66 H	New Mexico St.	0 3	128 H	Pacific	1 3	
18 N	Hawaii	0 3							142 N	North Dakota	3 1	
21 A	Southern California	0 3							161 N	Alabama	3 2	
									190 A	Idaho	2 3	
									190 H	Idaho	3 2	
									203 A	Utah St.	1 3	
									203 H	Utah St.	3 1	
									214 A	Sacramento St.	2 3	
									218 A	Wyoming	3 1	
									223 A	Nevada	1 3	
									223 H	Nevada	1 3	
									223 N	Nevada	3 2	
									228 N	Portland	0 3	
									232 A	Cal St. Northridge	3 2	
									233 H	Green Bay	3 0	
									256 A	Cal St. Bakersfield	2 3	
									256 H	Cal St. Bakersfield	3 0	
									257 A	Boise St.	3 2	
									257 H	Boise St.	3 2	
									270 A	Louisiana Tech	0 3	
									270 H	Louisiana Tech	3 1	
									283 A	San Jose St.	3 0	
									283 H	San Jose St.	3 1	
									306 N	Montana St.	3 1	
<hr/>												
LAST 10 GAMES												
18 N	Hawaii	0 3	270 H	Louisiana Tech	3 1	283 A	San Jose St.	3 0				
223 N	Nevada	3 2	223 H	Nevada	1 3	283 H	San Jose St.	3 1				
283 A	San Jose St.	3 0	18 A	Hawaii	0 3	306 N	Montana St.	3 1				
256 A	Cal St. Bakersfield	2 3	283 H	San Jose St.	3 1							
66 H	New Mexico St.	0 3	18 H	Hawaii	1 3							

Non-Div. I Games:

Fresno St.

F
u
r
m
a
n

Furman					Through Games Of Saturday, Nov. 28 [all matches]								
Average RPI Win:		192	WON-LOST	WINNING	LAST 10	STRENGTH OF	OPP. STRENGTH	TEAM	ADJ	CONF.	ADJ CONF.		
Average RPI Loss:		69	RECORD	PCT. RANK	GAMES	SCHEDULE	OF SCHEDULE	RPI	RPI	RPI	RPI		
DIV. I ONLY			26- 4	.86667	11	9- 1	151	184	45	.59142	50	19	19
DIV. I NON-CONF.			9- 3	.75	54	1- 0	130	119	75	.57084	77	23	25

TOTALS		RPI 1-25	RPI 26-50		W-L RECORDS		RPI 51-100		RPI 101-150		RPI 150+		
26- 4	0- 0		0- 1		OVERALL		2- 3		8- 0		16- 0		
11- 1	0- 0		0- 0		HOME		1- 1		5- 0		5- 0		
11- 1	0- 0		0- 0		AWAY		1- 1		2- 0		8- 0		
4- 2	0- 0		0- 1		NEUTRAL		0- 1		1- 0		3- 0		
9- 3	0- 0		0- 1		NON-CONFERENCE		0- 2		4- 0		5- 0		
2- 0	0- 0		0- 0		HOME		0- 0		2- 0		0- 0		
3- 1	0- 0		0- 0		AWAY		0- 1		1- 0		2- 0		
4- 2	0- 0		0- 1		NEUTRAL		0- 1		1- 0		3- 0		
17- 1	0- 0		0- 0		CONFERENCE		2- 1		4- 0		11- 0		
9- 1	0- 0		0- 0		HOME		1- 1		3- 0		5- 0		
8- 0	0- 0		0- 0		AWAY		1- 0		1- 0		6- 0		
0- 0	0- 0		0- 0		NEUTRAL		0- 0		0- 0		0- 0		
RPI S	Opponent	Score	RPI S	Opponent	Score	RPI S	Opponent	Score	RPI S	Opponent	Score		
			41 N	Michigan St.	0 3	58 A	Clemson	2 3	113 H	Winthrop	3 1		
						85 N	Jacksonville St.	1 3	114 H	Belmont	3 1		
						92 A	Col. of Charleston	3 1	121 A	Ga. Southern	3 2		
						92 H	Col. of Charleston	3 2	121 H	Ga. Southern	3 1		
						92 H	Col. of Charleston	0 3	124 A	Wake Forest	3 2		
									141 H	Samford	3 1		
									147 H	Elon	3 0		
									149 N	Charlotte	3 0		
									178 A	Appalachian St.	3 2		
									178 H	Appalachian St.	3 0		
									179 N	Troy	3 2		
									195 A	UNC Greensboro	3 2		
									202 A	Mercer	3 2		
									217 A	Wofford	3 1		
									217 H	Wofford	3 1		
									224 A	Presbyterian	3 1		
									224 N	Presbyterian	3 0		
									234 H	Chattanooga	3 0		
									282 A	Davidson	3 2		
									282 H	Davidson	3 0		
									285 A	Western Caro.	3 0		
									286 N	Bethune-Cookman	3 0		
									302 A	Citadel	3 1		
									302 H	Citadel	3 1		
LAST 10 GAMES						114 H	Belmont	3 1	302 A	Citadel	3 1		
			92 H	Col. of Charleston	0 3	195 A	UNC Greensboro	3 2	302 H	Citadel	3 1		
			178 H	Appalachian St.	3 0	282 A	Davidson	3 2					
			302 H	Citadel	3 1	121 A	Ga. Southern	3 2					
			92 H	Col. of Charleston	3 2	141 H	Samford	3 1					
			217 A	Wofford	3 1								

F
u
r
m
a
n

Non-Div. I Games:

Furman

Average RPI Win:	263	WON-LOST	WINNING	LAST 10	STRENGTH OF	OPP. STRENGTH	TEAM	ADJ	CONF.	ADJ CONF.	
Average RPI Loss:	171	RECORD	PCT. RANK	GAMES	SCHEDULE	OF SCHEDULE	RPI	RPI	RPI	RPI	
DIV. I ONLY	12- 22	.35294	250	3- 7	213	267	255	.39666	267	18	24
DIV. I NON-CONF.	8- 9	.47059	185	1- 0	244	283	235	.42535	246	26	26
<hr/>											
TOTALS	RPI 1-25	RPI 26-50		W-L RECORDS	RPI 51-100		RPI 101-150		RPI 150+		
12- 22	0- 0	0- 0		OVERALL	0- 0		1- 9		11- 13		
8- 8	0- 0	0- 0		HOME	0- 0		1- 2		7- 6		
2- 8	0- 0	0- 0		AWAY	0- 0		0- 4		2- 4		
2- 6	0- 0	0- 0		NEUTRAL	0- 0		0- 3		2- 3		
<hr/>											
8- 9	0- 0	0- 0		NON-CONFERENCE	0- 0		0- 3		8- 6		
5- 3	0- 0	0- 0		HOME	0- 0		0- 0		5- 3		
1- 1	0- 0	0- 0		AWAY	0- 0		0- 1		1- 0		
2- 5	0- 0	0- 0		NEUTRAL	0- 0		0- 2		2- 3		
<hr/>											
4- 13	0- 0	0- 0		CONFERENCE	0- 0		1- 6		3- 7		
3- 5	0- 0	0- 0		HOME	0- 0		1- 2		2- 3		
1- 7	0- 0	0- 0		AWAY	0- 0		0- 3		1- 4		
0- 1	0- 0	0- 0		NEUTRAL	0- 0		0- 1		0- 0		
<hr/>											
RPI S	Opponent	Score	RPI S	Opponent	Score	RPI S	Opponent	Score	RPI S	Opponent	Score
						108 A Liberty			0	3	
						108 H Liberty			2	3	
						108 N Liberty			0	3	
						110 N Cleveland St.			0	3	
						113 A Winthrop			1	3	
						113 H Winthrop			0	3	
						121 N Ga. Southern			2	3	
						131 A Illinois St.			0	3	
						133 A Coastal Caro.			2	3	
						133 H Coastal Caro.			3	1	
						170 H Md.-East. Shore			0	3	
						170 H Md.-East. Shore			3	2	
						180 A UNC Asheville			1	3	
						180 H UNC Asheville			1	3	
						182 N Texas-Arlington			0	3	
						187 N Oral Roberts			0	3	
						217 H Wofford			2	3	
						217 H Wofford			0	3	
						224 A Presbyterian			2	3	
						224 H Presbyterian			1	3	
						225 N James Madison			2	3	
						235 A High Point			0	3	
						235 H High Point			0	3	
						244 A Charleston So.			1	3	
						244 H Charleston So.			3	1	
277 A Radford			3	1							
277 H Radford			3	0							
284 H S.C. Upstate			3	1							
LAST 10 GAMES											
108 N Liberty			0	3	235 A High Point			0	3		
133 H Coastal Caro.			3	1	180 H UNC Asheville			1	3		
113 H Winthrop			0	3	244 A Charleston So.			1	3		
224 A Presbyterian			2	3	277 H Radford			3	0		
108 A Liberty			0	3	284 H S.C. Upstate			3	1		

Non-Div. I Games:

Gardner-Webb

RPI	S	Opponent	Score	
282	H	Davidson	3	0
282	N	Davidson	3	2
284	H	S.C. Upstate	3	1
285	A	Western Caro.	3	1
286	H	Bethune-Cookman	3	0
314	N	Howard	3	1
324	H	N.C. A&T	3	0

Gardner-Webb

G
a
r
d
n
e
r
-
W
e
b
b

G
a
r
d
n
e
r
-
W
e
b
b

Average RPI Win:	182	WON-LOST RECORD	WINNING PCT. RANK	LAST 10 GAMES	STRENGTH OF SCHEDULE	OPP. STRENGTH OF SCHEDULE	TEAM RPI	ADJ RPI	CONF. RPI	ADJ CONF. RPI					
Average RPI Loss:	70														
DIV. I ONLY		23- 8	.74194	41	8- 2	107	116	57	.57701	60	14	14			
DIV. I NON-CONF.		11- 4	.73333	65	0- 0	190	103	97	.5489	96	14	15			
<hr/>															
TOTALS	RPI 1-25	RPI 26-50		W-L RECORDS		RPI 51-100		RPI 101-150		RPI 150+					
23- 8	0- 1	1- 2		OVERALL		2- 3		4- 2		16- 0					
9- 3	0- 1	0- 1		HOME		1- 0		2- 1		6- 0					
9- 3	0- 0	0- 1		AWAY		1- 1		2- 1		6- 0					
5- 2	0- 0	1- 0		NEUTRAL		0- 2		0- 0		4- 0					
<hr/>															
11- 4	0- 1	0- 0		NON-CONFERENCE		0- 2		2- 1		9- 0					
4- 1	0- 1	0- 0		HOME		0- 0		2- 0		2- 0					
3- 1	0- 0	0- 0		AWAY		0- 0		0- 1		3- 0					
4- 2	0- 0	0- 0		NEUTRAL		0- 2		0- 0		4- 0					
<hr/>															
12- 4	0- 0	1- 2		CONFERENCE		2- 1		2- 1		7- 0					
5- 2	0- 0	0- 1		HOME		1- 0		0- 1		4- 0					
6- 2	0- 0	0- 1		AWAY		1- 1		2- 0		3- 0					
1- 0	0- 0	1- 0		NEUTRAL		0- 0		0- 0		0- 0					
<hr/>															
RPI S	Opponent	Score		RPI S	Opponent	Score		RPI S	Opponent	Score					
8 H	Minnesota	0	3	46 A	Delaware	0	3	53 N	Xavier	0	3	109 A	William & Mary	3	1
				46 H	Delaware	0	3	69 A	VCU	2	3	109 H	William & Mary	2	3
				46 N	Delaware	3	2	69 A	VCU	3	2	125 H	Morehead St.	3	1
								69 H	VCU	3	2	135 A	Northeastern	3	0
								86 N	George Washington	0	3	140 H	American	3	0
												143 A	West Virginia	2	3
												155 A	Georgetown	3	2
												163 A	UMBC	3	0
												165 N	Princeton	3	0
												172 H	Kent St.	3	2
												201 H	Georgia St.	3	1
												204 N	Wright St.	3	0
												206 A	Hofstra	3	0
												210 N	Rutgers	3	1
												221 H	UNC Wilmington	3	0
												225 A	James Madison	3	1
												225 H	James Madison	3	1
												261 A	Towson	3	0
												261 H	Towson	3	0
												269 N	DePaul	3	2
												272 A	North Carolina St.	3	1
												275 H	Cornell	3	1
<hr/>															
				LAST 10 GAMES											
				69 A	VCU	3	2	201 H	Georgia St.	3	1				
				46 N	Delaware	3	2	221 H	UNC Wilmington	3	0				
				225 H	James Madison	3	1	46 H	Delaware	0	3				
				69 A	VCU	2	3	261 H	Towson	3	0				
				109 A	William & Mary	3	1	135 A	Northeastern	3	0				

Non-Div. I Games:

George Mason

Average RPI Win:	179	WON-LOST RECORD	WINNING PCT. RANK	LAST 10 GAMES	STRENGTH OF SCHEDULE	OPP. STRENGTH OF SCHEDULE	TEAM RPI	ADJ RPI	CONF. RPI	ADJ CONF. RPI		
DIV. I ONLY		21- 12	.63636	93	5- 5	95	110	76	.55189	86	12	12
DIV. I NON-CONF.		13- 4	.76471	53	1- 0	109	149	62	.58344	64	11	13
<hr/>												
TOTALS	RPI 1-25	RPI 26-50		W-L RECORDS		RPI 51-100		RPI 101-150		RPI 150+		
21- 12	0- 5	0- 0		OVERALL		5- 4		2- 2		14- 1		
8- 1	0- 1	0- 0		HOME		2- 0		1- 0		5- 0		
7- 8	0- 3	0- 0		AWAY		1- 2		1- 2		5- 1		
6- 3	0- 1	0- 0		NEUTRAL		2- 2		0- 0		4- 0		
<hr/>												
13- 4	0- 2	0- 0		NON-CONFERENCE		3- 1		1- 1		9- 0		
2- 0	0- 0	0- 0		HOME		0- 0		0- 0		2- 0		
5- 2	0- 1	0- 0		AWAY		1- 0		1- 1		3- 0		
6- 2	0- 1	0- 0		NEUTRAL		2- 1		0- 0		4- 0		
<hr/>												
8- 8	0- 3	0- 0		CONFERENCE		2- 3		1- 1		5- 1		
6- 1	0- 1	0- 0		HOME		2- 0		1- 0		3- 0		
2- 6	0- 2	0- 0		AWAY		0- 2		0- 1		2- 1		
0- 1	0- 0	0- 0		NEUTRAL		0- 1		0- 0		0- 0		
<hr/>												
RPI S	Opponent	Score		RPI S	Opponent	Score		RPI S	Opponent	Score		
6 N	Iowa St.	0	3			53 A	Xavier 1 3	117 A	Villanova	1	3	
8 A	Minnesota	0	3			53 H	Xavier 3 2	140 A	American	3	1	
19 A	Dayton	0	3			60 N	George Mason 3 0	149 A	Charlotte	1	3	
19 H	Dayton	0	3			69 A	VCU 3 2	149 H	Charlotte	3	0	
24 A	St. Louis	0	3			77 N	Auburn 1 3	152 N	Ball St.	3	0	
						88 A	Temple 0 3	155 N	Georgetown	3	2	
						88 H	Temple 3 0	163 N	UMBC	3	1	
						88 N	Temple 2 3	165 N	Princeton	3	2	
						89 N	Penn 3 0	169 A	Duquesne	3	1	
								169 H	Duquesne	3	1	
								205 A	Rhode Island	0	3	
								205 H	Rhode Island	3	0	
								215 H	Fordham	3	0	
								246 A	Loyola (MD)	3	0	
								261 A	Towson	3	2	
								298 A	La Salle	3	0	
								300 H	Morgan St.	3	0	
								308 A	N.C. Central	3	0	
								314 H	Howard	3	0	
<hr/>												
LAST 10 GAMES												
88 N Temple 2 3						205 A Rhode Island 0 3						
19 A Dayton 0 3						88 H Temple 3 0						
53 A Xavier 1 3						19 H Dayton 0 3						
149 H Charlotte 3 0						53 H Xavier 3 2						
169 H Duquesne 3 1						314 H Howard 3 0						

Non-Div. I Games:

George Washington

Average RPI Win:	218	WON-LOST RECORD	WINNING PCT. RANK	LAST 10 GAMES	STRENGTH OF SCHEDULE	OPP. STRENGTH OF SCHEDULE	TEAM RPI	ADJ RPI	CONF. RPI	ADJ CONF. RPI	
Average RPI Loss:	97										
DIV. I ONLY	14- 16	.46667	179	3- 7	160	141	166	.4887	155	8	9
DIV. I NON-CONF.	10- 6	.625	110	0- 0	185	226	134	.51512	130	8	8
<hr/>											
TOTALS	RPI 1-25	RPI 26-50		W-L RECORDS	RPI 51-100		RPI 101-150		RPI 150+		
14- 16	0- 1	1- 1		OVERALL	0- 8		3- 4		10- 2		
4- 7	0- 0	1- 1		HOME	0- 3		0- 3		3- 0		
6- 7	0- 1	0- 0		AWAY	0- 4		2- 0		4- 2		
4- 2	0- 0	0- 0		NEUTRAL	0- 1		1- 1		3- 0		
10- 6	0- 0	0- 0		NON-CONFERENCE	0- 4		2- 2		8- 0		
2- 3	0- 0	0- 0		HOME	0- 2		0- 1		2- 0		
4- 1	0- 0	0- 0		AWAY	0- 1		1- 0		3- 0		
4- 2	0- 0	0- 0		NEUTRAL	0- 1		1- 1		3- 0		
4- 10	0- 1	1- 1		CONFERENCE	0- 4		1- 2		2- 2		
2- 4	0- 0	1- 1		HOME	0- 1		0- 2		1- 0		
2- 6	0- 1	0- 0		AWAY	0- 3		1- 0		1- 2		
0- 0	0- 0	0- 0		NEUTRAL	0- 0		0- 0		0- 0		
<hr/>											
RPI S	Opponent	Score	RPI S	Opponent	Score	RPI S	Opponent	Score	RPI S	Opponent	Score
20	A Notre Dame	0 3	38	H Louisville	1 3	51	H Pittsburgh	0 3	109	H William & Mary	2 3
			43	H Cincinnati	3 0	60	H George Mason	2 3	117	A Villanova	3 1
						68	A South Fla.	0 3	126	H Connecticut	0 3
						69	H VCU	1 3	136	N Colorado	1 3
						76	A Yale	0 3	140	A American	3 1
						82	A Marquette	0 3	143	H West Virginia	2 3
						86	N George Washington	2 3	144	N Fairfield	3 1
						89	A Syracuse	1 3	174	H Maryland	3 2
									186	A Seton Hall	2 3
									195	A UNC Greensboro	3 1
									210	A Rutgers	0 3
									235	N High Point	3 0
									240	H St. John's (NY)	3 0
									269	A DePaul	3 1
									272	N North Carolina St.	3 2
									298	N La Salle	3 0
									300	A Morgan St.	3 0
									314	A Howard	3 0
									316	H Hampton	3 0
<hr/>											
			LAST 10 GAMES								
			269	A DePaul	3 1	68	A South Fla.	0 3			
			20	A Notre Dame	0 3	89	A Syracuse	1 3			
			38	H Louisville	1 3	82	A Marquette	0 3			
			43	H Cincinnati	3 0	143	H West Virginia	2 3			
			117	A Villanova	3 1	51	H Pittsburgh	0 3			

Non-Div. I Games:

Georgetown

Average RPI Win: 254		WON-LOST	WINNING	LAST 10	STRENGTH OF		OPP. STRENGTH	TEAM	ADJ		CONF.	ADJ CONF.
Average RPI Loss: 134		RECORD	PCT. RANK	GAMES	SCHEDULE		OF SCHEDULE	RPI	RPI		RPI	RPI
DIV. I ONLY		16- 14	.53333	143	2- 8		266	220	205		.45441	201
DIV. I NON-CONF.		13- 3	.8125	38	1- 0		308	274	154		.48964	157
TOTALS		RPI 1-25	RPI 26-50		W-L RECORDS		RPI 51-100		RPI 101-150		RPI 150+	
16- 14	0- 0	0- 2		OVERALL		0- 3		1- 4		15- 5		
7- 4	0- 0	0- 1		HOME		0- 1		0- 2		7- 0		
4- 8	0- 0	0- 0		AWAY		0- 2		1- 2		3- 4		
5- 2	0- 0	0- 1		NEUTRAL		0- 0		0- 0		5- 1		
13- 3	0- 0	0- 1		NON-CONFERENCE		0- 0		1- 0		12- 2		
4- 0	0- 0	0- 0		HOME		0- 0		0- 0		4- 0		
4- 1	0- 0	0- 0		AWAY		0- 0		1- 0		3- 1		
5- 2	0- 0	0- 1		NEUTRAL		0- 0		0- 0		5- 1		
3- 11	0- 0	0- 1		CONFERENCE		0- 3		0- 4		3- 3		
3- 4	0- 0	0- 1		HOME		0- 1		0- 2		3- 0		
0- 7	0- 0	0- 0		AWAY		0- 2		0- 2		0- 3		
0- 0	0- 0	0- 0		NEUTRAL		0- 0		0- 0		0- 0		
RPI S	Opponent	Score	RPI S	Opponent	Score	RPI S	Opponent	Score	RPI S	Opponent	Score	
			41 N	Michigan St.	0 3	60 A	George Mason	1 3	109 A	William & Mary	1 3	
			46 H	Delaware	1 3	69 A	VCU	0 3	109 H	William & Mary	1 3	
						69 H	VCU	0 3	135 A	Northeastern	1 3	
									135 H	Northeastern	1 3	
									147 A	Elon	3 2	
									164 H	Kennesaw St.	3 1	
									169 N	Duquesne	3 0	
									202 A	Mercer	3 0	
									206 A	Hofstra	1 3	
									206 H	Hofstra	3 2	
									219 A	Ill.-Chicago	0 3	
									221 A	UNC Wilmington	1 3	
									221 H	UNC Wilmington	3 1	
									224 H	Presbyterian	3 2	
									225 A	James Madison	2 3	
									235 N	High Point	0 3	
									261 H	Towson	3 2	
									295 N	Navy	3 1	
									301 N	South Carolina St.	3 0	
									302 N	Citadel	3 0	
									307 H	La.-Monroe	3 1	
									308 A	N.C. Central	3 0	
									309 N	Norfolk St.	3 0	
									319 A	Chicago St.	3 0	
									324 H	N.C. A&T	3 0	
LAST 10 GAMES			109 H	William & Mary	1 3	225 A	James Madison	2 3	309 N	Norfolk St.	3 0	
			69 H	VCU	0 3	221 A	UNC Wilmington	1 3	319 A	Chicago St.	3 0	
			135 A	Northeastern	1 3	202 A	Mercer	3 0	324 H	N.C. A&T	3 0	
			206 A	Hofstra	1 3	46 H	Delaware	1 3				
			60 A	George Mason	1 3	261 H	Towson	3 2				

Non-Div. I Games:

Georgia St.

Average RPI Win:	138	WON-LOST	WINNING	LAST 10	STRENGTH OF	OPP. STRENGTH	TEAM	ADJ	CONF.	ADJ CONF.	
Average RPI Loss:	44	RECORD	PCT. RANK	GAMES	SCHEDULE	OF SCHEDULE	RPI	RPI	RPI	RPI	
DIV. I ONLY		21- 9	.7 61	7- 3	67	41	46	.59584	45	5 5	
DIV. I NON-CONF.		6- 4	.6 123	0- 0	61	69	80	.56931	79	5 5	
<hr/>											
TOTALS	RPI 1-25	RPI 26-50		W-L RECORDS		RPI 51-100		RPI 101-150		RPI 150+	
21- 9	1- 2	0- 5		OVERALL		7- 1		3- 1		10- 0	
13- 3	0- 1	0- 2		HOME		4- 0		3- 0		6- 0	
7- 4	1- 0	0- 2		AWAY		3- 1		0- 1		3- 0	
1- 2	0- 1	0- 1		NEUTRAL		0- 0		0- 0		1- 0	
<hr/>											
6- 4	0- 1	0- 2		NON-CONFERENCE		0- 0		2- 1		4- 0	
5- 0	0- 0	0- 0		HOME		0- 0		2- 0		3- 0	
0- 2	0- 0	0- 1		AWAY		0- 0		0- 1		0- 0	
1- 2	0- 1	0- 1		NEUTRAL		0- 0		0- 0		1- 0	
<hr/>											
15- 5	1- 1	0- 3		CONFERENCE		7- 1		1- 0		6- 0	
8- 3	0- 1	0- 2		HOME		4- 0		1- 0		3- 0	
7- 2	1- 0	0- 1		AWAY		3- 1		0- 0		3- 0	
0- 0	0- 0	0- 0		NEUTRAL		0- 0		0- 0		0- 0	
<hr/>											
RPI S	Opponent	Score	RPI S	Opponent	Score	RPI S	Opponent	Score	RPI S	Opponent	Score
3 A	Florida St.	3 2	27 N	Ohio	2 3	58 A	Clemson	3 2	104 H	Georgia	3 2
3 H	Florida St.	0 3	30 H	Duke	2 3	58 H	Clemson	3 2	120 H	Austin Peay	3 0
8 N	Minnesota	1 3	31 A	Middle Tenn.	1 3	70 A	Virginia Tech	0 3	124 H	Wake Forest	3 0
			42 A	Miami (FL)	2 3	70 H	Virginia Tech	3 0	146 A	Denver	1 3
			42 H	Miami (FL)	2 3	75 A	North Carolina	3 1	158 N	Northern Ill.	3 0
						75 H	North Carolina	3 0	160 H	Mississippi	3 1
						99 A	Virginia	3 1	174 A	Maryland	3 0
						99 H	Virginia	3 0	174 H	Maryland	3 0
									191 A	Boston College	3 0
									191 H	Boston College	3 0
									202 H	Mercer	3 0
									229 H	Southeast Mo. St.	3 1
									272 A	North Carolina St.	3 0
									272 H	North Carolina St.	3 0
<hr/>											
			LAST 10 GAMES								
			58 A	Clemson	3 2	174 A	Maryland	3 0			
			70 H	Virginia Tech	3 0	191 A	Boston College	3 0			
			99 H	Virginia	3 0	272 A	North Carolina St.	3 0			
			3 H	Florida St.	0 3	75 A	North Carolina	3 1			
			42 H	Miami (FL)	2 3	30 H	Duke	2 3			

Non-Div. I Games:

Georgia Tech

Average RPI Win: 178		WON-LOST	WINNING	LAST 10	STRENGTH OF	OPP. STRENGTH	TEAM	ADJ	CONF.	ADJ CONF.					
Average RPI Loss: 56		RECORD	PCT. RANK	GAMES	SCHEDULE	OF SCHEDULE	RPI	RPI	RPI	RPI					
DIV. I ONLY		17- 14	.54839	133	5- 5	102	58	103	.53081	104	4	4			
DIV. I NON-CONF.		9- 2	.81818	36	0- 0	164	193	71	.57302	75	4	4			
<hr/>															
TOTALS		RPI 1-25	RPI 26-50		W-L RECORDS		RPI 51-100		RPI 101-150		RPI 150+				
17- 14		0- 6	0- 4		OVERALL		2- 0		3- 2		12- 2				
8- 7		0- 3	0- 2		HOME		1- 0		0- 2		7- 0				
5- 7		0- 3	0- 2		AWAY		1- 0		2- 0		2- 2				
4- 0		0- 0	0- 0		NEUTRAL		0- 0		1- 0		3- 0				
9- 2		0- 0	0- 2		NON-CONFERENCE		0- 0		1- 0		8- 0				
4- 1		0- 0	0- 1		HOME		0- 0		0- 0		4- 0				
1- 1		0- 0	0- 1		AWAY		0- 0		0- 0		1- 0				
4- 0		0- 0	0- 0		NEUTRAL		0- 0		1- 0		3- 0				
8- 12		0- 6	0- 2		CONFERENCE		2- 0		2- 2		4- 2				
4- 6		0- 3	0- 1		HOME		1- 0		0- 2		3- 0				
4- 6		0- 3	0- 1		AWAY		1- 0		2- 0		1- 2				
0- 0		0- 0	0- 0		NEUTRAL		0- 0		0- 0		0- 0				
RPI	S	Opponent	Score	RPI	S	Opponent	Score	RPI	S	Opponent	Score				
13	A	LSU	1 3	26	A	Kentucky	1 3	77	A	Auburn	3 2	105	A	South Carolina	3 0
13	H	LSU	0 3	26	H	Kentucky	0 3	77	H	Auburn	3 2	105	H	South Carolina	0 3
14	A	Florida	0 3	30	H	Duke	1 3					120	N	Austin Peay	3 0
14	H	Florida	0 3	45	A	Georgia Tech	2 3					137	A	Arkansas	3 2
17	A	Tennessee	0 3									137	H	Arkansas	0 3
17	H	Tennessee	2 3									160	A	Mississippi	0 3
												160	H	Mississippi	3 1
												161	A	Alabama	0 3
												161	H	Alabama	3 1
												184	A	Long Island	3 2
												185	N	Colgate	3 0
												188	A	Mississippi St.	3 1
												188	H	Mississippi St.	3 0
												194	N	Siena	3 0
												202	N	Mercer	3 0
												224	H	Presbyterian	3 1
												250	H	South Ala.	3 0
												285	H	Western Caro.	3 1
												291	H	Tennessee St.	3 1
<hr/>															
				LAST 10 GAMES											
				77 A Auburn				3 2	105 A South Carolina				3 0		
				137 A Arkansas				3 2	14 A Florida				0 3		
				160 A Mississippi				0 3	13 A LSU				1 3		
				17 H Tennessee				2 3	77 H Auburn				3 2		
				26 H Kentucky				0 3	161 H Alabama				3 1		

Non-Div. I Games:

Georgia

Average RPI Win:		169	WON-LOST RECORD		WINNING PCT. RANK		LAST 10 GAMES		STRENGTH OF SCHEDULE		OPP. STRENGTH OF SCHEDULE		TEAM RPI		ADJ RPI		CONF. RPI		ADJ CONF. RPI	
Average RPI Loss:		102																		
DIV. I ONLY			10- 18		.35714 244		3- 7		81		121		175		.48179 168		9		8	
DIV. I NON-CONF.			5- 9		.35714 237		1- 0		93		177		171		.48295 170		7		7	
TOTALS		RPI 1-25		RPI 26-50		W-L RECORDS		RPI 51-100		RPI 101-150		RPI 150+								
10- 18		0- 1		0- 2		OVERALL		2- 7		1- 5		7- 3								
4- 6		0- 0		0- 1		HOME		0- 4		1- 1		3- 0								
4- 8		0- 0		0- 1		AWAY		2- 3		0- 2		2- 2								
2- 4		0- 1		0- 0		NEUTRAL		0- 0		0- 2		2- 1								
5- 9		0- 1		0- 0		NON-CONFERENCE		1- 2		0- 4		4- 2								
1- 2		0- 0		0- 0		HOME		0- 1		0- 1		1- 0								
2- 3		0- 0		0- 0		AWAY		1- 1		0- 1		1- 1								
2- 4		0- 1		0- 0		NEUTRAL		0- 0		0- 2		2- 1								
5- 9		0- 0		0- 2		CONFERENCE		1- 5		1- 1		3- 1								
3- 4		0- 0		0- 1		HOME		0- 3		1- 0		2- 0								
2- 5		0- 0		0- 1		AWAY		1- 2		0- 1		1- 1								
0- 0		0- 0		0- 0		NEUTRAL		0- 0		0- 0		0- 0								
RPI	S	Opponent		Score		RPI	S	Opponent		Score		RPI	S	Opponent		Score				
7	N	Washington		0 3		36	A	St. Mary's (CA)		0 3		55	H	Washington St.		2 3				
						36	H	St. Mary's (CA)		1 3		59	A	San Diego		3 2				
												59	H	San Diego		1 3				
												62	A	Tulsa		1 3				
												71	A	Pepperdine		2 3				
												71	H	Pepperdine		0 3				
												84	A	Portland St.		1 3				
												95	A	Santa Clara		3 2				
												95	H	Santa Clara		1 3				

Non-Div. I Games:

Gonzaga

[illegible]

Non-Div. I Games:	Dillard	3	0
-------------------	---------	---	---

Grambling

RPI	S	Opponent	Score	
329	H	Ark.-Pine Bluff	3	0

Grambling

G
r
a
m
b
l
i
n
g

G
r
a
m
b
l
i
n
g

Average RPI Win: 221		WON-LOST RECORD		WINNING PCT. RANK		LAST 10 GAMES		STRENGTH OF SCHEDULE		OPP. STRENGTH OF SCHEDULE		TEAM RPI		ADJ RPI		CONF. RPI		ADJ CONF. RPI	
Average RPI Loss: 145																			
DIV. I ONLY		10- 20		.33333 253		4- 6		196		178		241		.43037 233		17		16	
DIV. I NON-CONF.		5- 8		.38462 221		1- 1		188		126		213		.45561 210		18		18	
TOTALS		RPI 1-25		RPI 26-50		W-L RECORDS		RPI 51-100		RPI 101-150		RPI 150+							
10- 20		0- 1		0- 0		OVERALL		1- 3		0- 9		9- 7							
6- 7		0- 0		0- 0		HOME		1- 2		0- 4		5- 1							
3- 9		0- 0		0- 0		AWAY		0- 1		0- 3		3- 5							
1- 4		0- 1		0- 0		NEUTRAL		0- 0		0- 2		1- 1							
5- 8		0- 1		0- 0		NON-CONFERENCE		1- 3		0- 2		4- 2							
2- 3		0- 0		0- 0		HOME		1- 2		0- 1		1- 0							
2- 2		0- 0		0- 0		AWAY		0- 1		0- 0		2- 1							
1- 3		0- 1		0- 0		NEUTRAL		0- 0		0- 1		1- 1							
5- 12		0- 0		0- 0		CONFERENCE		0- 0		0- 7		5- 5							
4- 4		0- 0		0- 0		HOME		0- 0		0- 3		4- 1							
1- 7		0- 0		0- 0		AWAY		0- 0		0- 3		1- 4							
0- 1		0- 0		0- 0		NEUTRAL		0- 0		0- 1		0- 0							
RPI S	Opponent	Score		RPI S	Opponent	Score		RPI S	Opponent	Score		RPI S	Opponent	Score					
16 N	UNI	0 3						78 H	Wisconsin	0 3		110 A	Cleveland St.	1 3					
								82 A	Marquette	1 3		110 H	Cleveland St.	1 3					
								89 H	Syracuse	3 1		118 H	Central Mich.	0 3					
								97 H	Iowa	0 3		122 A	Valparaiso	0 3					
												122 H	Valparaiso	1 3					
												128 N	Pacific	1 3					
												139 A	Milwaukee	1 3					
												139 H	Milwaukee	1 3					
												139 N	Milwaukee	2 3					
												153 A	Butler	0 3					
												153 H	Butler	3 0					
												192 A	Bowling Green	3 0					
												204 A	Wright St.	1 3					
												204 H	Wright St.	2 3					
												219 A	Ill.-Chicago	1 3					
												219 H	Ill.-Chicago	3 0					
												220 A	Fresno St.	0 3					
												222 H	South Dakota St.	3 1					
												245 A	Loyola (IL)	0 3					
												245 H	Loyola (IL)	3 2					
												252 A	Youngstown St.	3 1					
												252 H	Youngstown St.	3 1					
												256 N	Cal St. Bakersfield	2 3					
												271 N	Robert Morris	3 0					
												319 A	Chicago St.	3 0					
LAST 10 GAMES																			
139 N Milwaukee				2 3				252 A Youngstown St.				3 1							
122 H Valparaiso				1 3				89 H Syracuse				3 1							
153 H Butler				3 0				139 A Milwaukee				1 3							
204 H Wright St.				2 3				82 A Marquette				1 3							
110 H Cleveland St.				1 3				219 H Ill.-Chicago				3 0							

Non-Div. I Games:

Green Bay

Hampton

Average RPI Win: 313		WON-LOST RECORD		WINNING PCT. RANK		LAST 10 GAMES		STRENGTH OF SCHEDULE		OPP. STRENGTH OF SCHEDULE		TEAM RPI		ADJ RPI		CONF. RPI		ADJ CONF. RPI	
DIV. I ONLY		7- 21		.25 290		1- 9		272		286		298		.33046 299		22		23	
DIV. I NON-CONF.		7- 11		.38889 219		1- 1		277		314		281		.36757 284		19		20	
TOTALS		RPI 1-25		RPI 26-50		W-L RECORDS		RPI 51-100		RPI 101-150		RPI 150+							
7- 21		0- 0		0- 0		OVERALL		0- 2		0- 2		7- 17							
3- 6		0- 0		0- 0		HOME		0- 1		0- 0		3- 5							
1- 11		0- 0		0- 0		AWAY		0- 1		0- 1		1- 9							
3- 4		0- 0		0- 0		NEUTRAL		0- 0		0- 1		3- 3							
7- 11		0- 0		0- 0		NON-CONFERENCE		0- 0		0- 2		7- 9							
3- 1		0- 0		0- 0		HOME		0- 0		0- 0		3- 1							
1- 6		0- 0		0- 0		AWAY		0- 0		0- 1		1- 5							
3- 4		0- 0		0- 0		NEUTRAL		0- 0		0- 1		3- 3							
0- 10		0- 0		0- 0		CONFERENCE		0- 2		0- 0		0- 8							
0- 5		0- 0		0- 0		HOME		0- 1		0- 0		0- 4							
0- 5		0- 0		0- 0		AWAY		0- 1		0- 0		0- 4							
0- 0		0- 0		0- 0		NEUTRAL		0- 0		0- 0		0- 0							
RPI S	Opponent	Score		RPI S	Opponent	Score		RPI S	Opponent	Score		RPI S	Opponent	Score					
								54 A Albany (NY)	0	3		126 N Connecticut	1	3					
								54 H Albany (NY)	0	3		150 A Niagara	0	3					
												163 A UMBC	0	3					
												163 H UMBC	1	3					
												177 A Binghamton	0	3					
												177 H Binghamton	0	3					
												191 A Boston College	1	3					
												196 N NJIT	0	3					
												205 N Rhode Island	1	3					
												209 H Marist	1	3					
												211 A Sacred Heart	0	3					
												227 A New Hampshire	0	3					
												227 H New Hampshire	0	3					
												236 A Stony Brook	1	3					
												236 H Stony Brook	0	3					
												247 A Columbia	1	3					
												268 A Central Conn. St.	0	3					
												268 A Central Conn. St.	0	3					
												275 N Cornell	2	3					
												296 N Manhattan	3	2					
												305 H Providence	3	1					
												305 N Providence	3	1					
												315 H Holy Cross	3	0					
												318 A Bryant	3	0					
												323 H St. Francis (NY)	3	0					
												330 N Coppin St.	3	0					
LAST 10 GAMES																			
				54 A Albany (NY)	0	3		305 H Providence	3	1		315 H Holy Cross	3	0					
				177 A Binghamton	0	3		227 A New Hampshire	0	3		318 A Bryant	3	0					
				227 H New Hampshire	0	3		211 A Sacred Heart	0	3		323 H St. Francis (NY)	3	0					
				236 A Stony Brook	1	3		177 H Binghamton	0	3		330 N Coppin St.	3	0					
				163 A UMBC	0	3		54 H Albany (NY)	0	3									

Non-Div. I Games:

Hartford

Average RPI Win:	237	WON-LOST RECORD	WINNING PCT. RANK	LAST 10 GAMES	STRENGTH OF SCHEDULE	OPP. STRENGTH OF SCHEDULE	TEAM RPI	ADJ RPI	CONF. RPI	ADJ CONF. RPI	
DIV. I ONLY		12- 13	.48 176	6- 4	173	196	177	.47757 176	24	25	
DIV. I NON-CONF.		4- 7	.36364 229	0- 0	155	114	207	.46518 196	24	24	
<hr/>											
TOTALS	RPI 1-25	RPI 26-50		W-L RECORDS	RPI 51-100		RPI 101-150		RPI 150+		
12- 13	0- 0	0- 2		OVERALL	1- 4		0- 3		11- 4		
7- 5	0- 0	0- 0		HOME	0- 2		0- 2		7- 1		
5- 4	0- 0	0- 1		AWAY	1- 1		0- 0		4- 2		
0- 4	0- 0	0- 1		NEUTRAL	0- 1		0- 1		0- 1		
<hr/>											
4- 7	0- 0	0- 2		NON-CONFERENCE	0- 1		0- 3		4- 1		
3- 2	0- 0	0- 0		HOME	0- 0		0- 2		3- 0		
1- 1	0- 0	0- 1		AWAY	0- 0		0- 0		1- 0		
0- 4	0- 0	0- 1		NEUTRAL	0- 1		0- 1		0- 1		
<hr/>											
8- 6	0- 0	0- 0		CONFERENCE	1- 3		0- 0		7- 3		
4- 3	0- 0	0- 0		HOME	0- 2		0- 0		4- 1		
4- 3	0- 0	0- 0		AWAY	1- 1		0- 0		3- 2		
0- 0	0- 0	0- 0		NEUTRAL	0- 0		0- 0		0- 0		
<hr/>											
RPI S	Opponent	Score	RPI S	Opponent	Score	RPI S	Opponent	Score	RPI S	Opponent	Score
			28 N	Wichita St.	0 3	76 A	Yale	0 3	105 N	South Carolina	1 3
			32 A	Rice	0 3	76 H	Yale	2 3	126 H	Connecticut	2 3
						87 N	Arizona St.	0 3	138 H	Toledo	1 3
						89 A	Penn	3 2	165 A	Princeton	1 3
						89 H	Penn	1 3	165 H	Princeton	3 2
									185 H	Colgate	3 2
									218 N	Wyoming	1 3
									227 A	New Hampshire	3 1
									231 A	Dartmouth	0 3
									231 H	Dartmouth	0 3
									236 H	Stony Brook	3 1
									247 A	Columbia	3 0
									247 H	Columbia	3 2
									275 A	Cornell	3 1
									275 H	Cornell	3 0
									294 A	Brown	3 0
									294 H	Brown	3 0
									315 H	Holy Cross	3 1
<hr/>											
			LAST 10 GAMES								
			165 A	Princeton	1 3	247 H	Columbia	3 2			
			89 A	Penn	3 2	76 A	Yale	0 3			
			294 H	Brown	3 0	294 A	Brown	3 0			
			76 H	Yale	2 3	89 H	Penn	1 3			
			275 H	Cornell	3 0	165 H	Princeton	3 2			

Non-Div. I Games:

Harvard

Average RPI Win:		166	WON-LOST RECORD		WINNING PCT. RANK		LAST 10 GAMES		STRENGTH OF SCHEDULE		OPP. STRENGTH OF SCHEDULE		TEAM RPI		ADJ RPI		CONF. RPI		ADJ CONF. RPI				
Average RPI Loss:		6																					
DIV. I ONLY			27- 2		.93103 5		10- 0		97		98		19		.64461 18		16		17				
DIV. I NON-CONF.			9- 2		.81818 36		0- 0		12		5		8		.68804 7		16		16				
TOTALS		RPI 1-25		RPI 26-50		W-L RECORDS		RPI 51-100		RPI 101-150		RPI 150+											
27- 2		3- 2		0- 0		OVERALL		7- 0		0- 0		17- 0											
17- 2		3- 2		0- 0		HOME		5- 0		0- 0		9- 0											
8- 0		0- 0		0- 0		AWAY		1- 0		0- 0		7- 0											
2- 0		0- 0		0- 0		NEUTRAL		1- 0		0- 0		1- 0											
9- 2		3- 2		0- 0		NON-CONFERENCE		4- 0		0- 0		2- 0											
9- 2		3- 2		0- 0		HOME		4- 0		0- 0		2- 0											
0- 0		0- 0		0- 0		AWAY		0- 0		0- 0		0- 0											
0- 0		0- 0		0- 0		NEUTRAL		0- 0		0- 0		0- 0											
18- 0		0- 0		0- 0		CONFERENCE		3- 0		0- 0		15- 0											
8- 0		0- 0		0- 0		HOME		1- 0		0- 0		7- 0											
8- 0		0- 0		0- 0		AWAY		1- 0		0- 0		7- 0											
2- 0		0- 0		0- 0		NEUTRAL		1- 0		0- 0		1- 0											
RPI	S	Opponent		Score		RPI	S	Opponent		Score		RPI	S	Opponent		Score		RPI	S	Opponent		Score	
1	H	Texas		1	3							61	H	Western Mich.		3	0	175	H	UTSA		3	0
5	H	Stanford		3	0							66	A	New Mexico St.		3	1	190	A	Idaho		3	0
9	H	UCLA		3	0							66	H	New Mexico St.		3	1	190	H	Idaho		3	0
10	H	California		2	3							66	N	New Mexico St.		3	0	203	A	Utah St.		3	1
24	H	St. Louis		3	1							71	H	Pepperdine		3	0	203	H	Utah St.		3	0
												71	H	Pepperdine		3	0	220	A	Fresno St.		3	1
												95	H	Santa Clara		3	1	220	H	Fresno St.		3	0
																		220	N	Fresno St.		3	0
																		223	A	Nevada		3	0
																		223	H	Nevada		3	0
																		257	A	Boise St.		3	0
																		257	H	Boise St.		3	0
																		260	H	Weber St.		3	0
																		270	A	Louisiana Tech		3	0
																		270	H	Louisiana Tech		3	0
																		283	A	San Jose St.		3	0
																		283	H	San Jose St.		3	0
LAST 10 GAMES																							
66 N New Mexico St.						3	0	203 H Utah St.						3	0								
220 N Fresno St.						3	0	220 H Fresno St.						3	0								
203 A Utah St.						3	1	283 A San Jose St.						3	0								
190 A Idaho						3	0	223 A Nevada						3	0								
257 A Boise St.						3	0	220 A Fresno St.						3	1								

Non-Div. I Games:	BYU-Hawaii	3	0
-------------------	------------	---	---

Hawaii

Average RPI Win:	246	WON-LOST RECORD	WINNING PCT. RANK	LAST 10 GAMES	STRENGTH OF SCHEDULE	OPP. STRENGTH OF SCHEDULE	TEAM RPI	ADJ RPI	CONF. RPI	ADJ CONF. RPI	
Average RPI Loss:	177										
DIV. I ONLY	17- 17	.5	156	4- 6	271	265	226	.42895	235	18	24
DIV. I NON-CONF.	11- 6	.64706	98	1- 0	309	277	219	.44271	221	26	26
<hr/>											
TOTALS	RPI 1-25	RPI 26-50		W-L RECORDS	RPI 51-100		RPI 101-150		RPI 150+		
17- 17	0- 0	0- 0		OVERALL	0- 1		2- 7		15- 9		
8- 7	0- 0	0- 0		HOME	0- 1		2- 3		6- 3		
4- 7	0- 0	0- 0		AWAY	0- 0		0- 3		4- 4		
5- 3	0- 0	0- 0		NEUTRAL	0- 0		0- 1		5- 2		
<hr/>											
11- 6	0- 0	0- 0		NON-CONFERENCE	0- 1		1- 1		10- 4		
4- 3	0- 0	0- 0		HOME	0- 1		1- 1		3- 1		
2- 1	0- 0	0- 0		AWAY	0- 0		0- 0		2- 1		
5- 2	0- 0	0- 0		NEUTRAL	0- 0		0- 0		5- 2		
<hr/>											
6- 11	0- 0	0- 0		CONFERENCE	0- 0		1- 6		5- 5		
4- 4	0- 0	0- 0		HOME	0- 0		1- 2		3- 2		
2- 6	0- 0	0- 0		AWAY	0- 0		0- 3		2- 3		
0- 1	0- 0	0- 0		NEUTRAL	0- 0		0- 1		0- 0		
<hr/>											
RPI S	Opponent	Score	RPI S	Opponent	Score	RPI S	Opponent	Score	RPI S	Opponent	Score
						79 H	Marshall	0 3	108 A	Liberty	0 3
									108 H	Liberty	3 1
									113 A	Winthrop	2 3
									113 H	Winthrop	1 3
									133 A	Coastal Caro.	0 3
									133 H	Coastal Caro.	0 3
									133 N	Coastal Caro.	2 3
									147 H	Elon	0 3
									149 H	Charlotte	3 1
									155 N	Georgetown	0 3
									173 N	UCF	1 3
									180 A	UNC Asheville	0 3
									180 H	UNC Asheville	1 3
									195 H	UNC Greensboro	3 2
									201 N	Georgia St.	3 0
									208 A	Campbell	3 2
									221 N	UNC Wilmington	3 1
									224 A	Presbyterian	2 3
									224 H	Presbyterian	3 1
									244 A	Charleston So.	3 1
									244 H	Charleston So.	3 0
									267 A	Gardner-Webb	3 0
									267 H	Gardner-Webb	3 0
									272 N	North Carolina St.	3 0
									277 A	Radford	2 3
									277 H	Radford	1 3
									282 H	Davidson	0 3

Non-Div. I Games:

High Point

RPI	S	Opponent	Score	
298	N	La Salle	3	0
302	N	Citadel	3	1
308	A	N.C. Central	2	3
324	A	N.C. A&T	3	0
326	H	Winston-Salem	3	0
326	H	Winston-Salem	3	0

High Point

H
i
g
h
P
o
i
n
t

H
i
g
h
P
o
i
n
t

[illegible]

Non-Div. I Games:

Hofstra

Holy Cross

Through Games Of Saturday, Nov. 28 [all matches]

Average RPI Win: 303		WON-LOST	WINNING	LAST 10	STRENGTH OF		OPP. STRENGTH	TEAM	ADJ		CONF.	ADJ CONF.
Average RPI Loss: 224		RECORD	PCT. RANK	GAMES	SCHEDULE		OF SCHEDULE	RPI	RPI		RPI	RPI
DIV. I ONLY		5- 24	.17241 308	3- 7	284		296	314	.29503 315		27	27
DIV. I NON-CONF.		2- 13	.13333 301	0- 1	299		309	320	.28261 321		28	28
TOTALS		RPI 1-25	RPI 26-50		W-L RECORDS		RPI 51-100		RPI 101-150		RPI 150+	
5- 24		0- 0	0- 0		OVERALL		0- 0		0- 5		5- 19	
3- 8		0- 0	0- 0		HOME		0- 0		0- 3		3- 5	
2- 13		0- 0	0- 0		AWAY		0- 0		0- 2		2- 11	
0- 3		0- 0	0- 0		NEUTRAL		0- 0		0- 0		0- 3	
2- 13		0- 0	0- 0		NON-CONFERENCE		0- 0		0- 1		2- 12	
1- 3		0- 0	0- 0		HOME		0- 0		0- 1		1- 2	
1- 7		0- 0	0- 0		AWAY		0- 0		0- 0		1- 7	
0- 3		0- 0	0- 0		NEUTRAL		0- 0		0- 0		0- 3	
3- 11		0- 0	0- 0		CONFERENCE		0- 0		0- 4		3- 7	
2- 5		0- 0	0- 0		HOME		0- 0		0- 2		2- 3	
1- 6		0- 0	0- 0		AWAY		0- 0		0- 2		1- 4	
0- 0		0- 0	0- 0		NEUTRAL		0- 0		0- 0		0- 0	
RPI S	Opponent	Score	RPI S	Opponent	Score	RPI S	Opponent	Score	RPI S	Opponent	Score	
									101 A	Army	0	3
									101 H	Army	0	3
									135 H	Northeastern	0	3
									140 A	American	1	3
									140 H	American	1	3
									176 A	Harvard	1	3
									185 A	Colgate	2	3
									185 H	Colgate	0	3
									191 H	Boston College	0	3
									199 N	UMKC	0	3
									211 A	Sacred Heart	0	3
									236 N	Stony Brook	2	3
									251 A	Lafayette	0	3
									251 H	Lafayette	0	3
									253 N	Iona	0	3
									268 A	Central Conn. St.	1	3
									274 A	Lehigh	0	3
									274 H	Lehigh	1	3
									288 A	Bucknell	0	3
									288 H	Bucknell	3	1
									294 A	Brown	2	3
									294 A	Brown	1	3
									295 A	Navy	3	0
									295 H	Navy	3	0
									299 A	Hartford	0	3
									305 H	Providence	2	3
									318 A	Bryant	3	1
			LAST 10 GAMES									
			251 H	Lafayette	0	3	185 H	Colgate	0	3		
			274 H	Lehigh	1	3	288 H	Bucknell	3	1		
			295 A	Navy	3	0	140 H	American	1	3		
			140 A	American	1	3	295 H	Navy	3	0		
			101 A	Army	0	3	321 A	Quinnipiac	2	3		

Non-Div. I Games:

Holy Cross

Holy Cross

Average RPI Win:	287	WON-LOST RECORD	WINNING PCT. RANK	LAST 10 GAMES	STRENGTH OF SCHEDULE	OPP. STRENGTH OF SCHEDULE	TEAM RPI	ADJ RPI	CONF. RPI	ADJ CONF. RPI	
DIV. I ONLY		11- 20	.35484 246	5- 5	193	289	252	.40633 259	29	29	
DIV. I NON-CONF.		7- 9	.4375 202	3- 0	138	284	195	.46131 203	29	29	
<hr/>											
TOTALS	RPI 1-25	RPI 26-50		W-L RECORDS		RPI 51-100		RPI 101-150		RPI 150+	
11- 20	0- 0	0- 2		OVERALL		0- 2		0- 6		11- 10	
5- 9	0- 0	0- 0		HOME		0- 1		0- 3		5- 5	
3- 9	0- 0	0- 1		AWAY		0- 0		0- 3		3- 5	
3- 2	0- 0	0- 1		NEUTRAL		0- 1		0- 0		3- 0	
7- 9	0- 0	0- 2		NON-CONFERENCE		0- 2		0- 1		7- 4	
2- 3	0- 0	0- 0		HOME		0- 1		0- 0		2- 2	
2- 4	0- 0	0- 1		AWAY		0- 0		0- 1		2- 2	
3- 2	0- 0	0- 1		NEUTRAL		0- 1		0- 0		3- 0	
4- 11	0- 0	0- 0		CONFERENCE		0- 0		0- 5		4- 6	
3- 6	0- 0	0- 0		HOME		0- 0		0- 3		3- 3	
1- 5	0- 0	0- 0		AWAY		0- 0		0- 2		1- 3	
0- 0	0- 0	0- 0		NEUTRAL		0- 0		0- 0		0- 0	
RPI S	Opponent	Score	RPI S	Opponent	Score	RPI S	Opponent	Score	RPI S	Opponent	Score
			32 A	Rice	1 3	89 H	Penn	0 3	129 A	Utah Valley	0 3
			49 N	Oklahoma	0 3	91 N	Central Ark.	0 3	129 H	Utah Valley	1 3
									129 H	Utah Valley	2 3
									142 A	North Dakota	0 3
									142 H	North Dakota	0 3
									148 A	Arkansas St.	0 3
									162 A	Sam Houston St.	0 3
									171 H	Lamar	1 3
									196 A	NJIT	0 3
									196 H	NJIT	3 2
									196 H	NJIT	1 3
									198 A	McNeese St.	0 3
									212 A	South Dakota	2 3
									212 H	South Dakota	0 3
									230 N	Nicholls St.	3 1
									256 H	Cal St. Bakersfield	0 3
									276 H	A&M-Corpus Christi	0 3
									287 A	Tex.-Pan American	2 3
									287 H	Tex.-Pan American	3 0
									289 N	Jackson St.	3 0
									293 A	Prairie View	3 2
									293 H	Prairie View	3 1
									303 A	Texas Southern	3 0
									303 H	Texas Southern	3 0
									319 A	Chicago St.	3 0
									319 H	Chicago St.	3 0
									329 N	Ark.-Pine Bluff	3 0
LAST 10 GAMES			129 H	Utah Valley	2 3	196 A	NJIT	0 3	303 A	Texas Southern	3 0
			196 H	NJIT	3 2	303 H	Texas Southern	3 0	303 H	Texas Southern	3 0
			287 A	Tex.-Pan American	2 3	129 A	Utah Valley	0 3	319 A	Chicago St.	3 0
			293 H	Prairie View	3 1	303 A	Texas Southern	3 0	319 H	Chicago St.	3 0
			129 H	Utah Valley	1 3	319 A	Chicago St.	3 0			

Non-Div. I Games: St. Thomas (TX) 3 1 St. Thomas (TX) 3 0

Houston Baptist

Average RPI Win:		201	WON-LOST RECORD		WINNING PCT. RANK		LAST 10 GAMES		STRENGTH OF SCHEDULE		OPP. STRENGTH OF SCHEDULE		TEAM RPI		ADJ RPI		CONF. RPI		ADJ CONF. RPI				
Average RPI Loss:		93																					
DIV. I ONLY			9- 23		.28125	273	3- 7		78	103	204	.46681	189	11	11								
DIV. I NON-CONF.			3- 12		.2	285	0- 0		157	139	265	.41935	255	12	11								
TOTALS		RPI 1-25		RPI 26-50				W-L RECORDS		RPI 51-100				RPI 101-150				RPI 150+					
9- 23		0- 1		1- 4				OVERALL		1- 8				0- 6				7- 4					
5- 6		0- 0		1- 2				HOME		1- 3				0- 1				3- 0					
2- 12		0- 1		0- 2				AWAY		0- 3				0- 3				2- 3					
2- 5		0- 0		0- 0				NEUTRAL		0- 2				0- 2				2- 1					
3- 12		0- 1		0- 1				NON-CONFERENCE		0- 2				0- 5				3- 3					
1- 3		0- 0		0- 1				HOME		0- 1				0- 1				1- 0					
0- 5		0- 1		0- 0				AWAY		0- 0				0- 2				0- 2					
2- 4		0- 0		0- 0				NEUTRAL		0- 1				0- 2				2- 1					
6- 11		0- 0		1- 3				CONFERENCE		1- 6				0- 1				4- 1					
4- 3		0- 0		1- 1				HOME		1- 2				0- 0				2- 0					
2- 7		0- 0		0- 2				AWAY		0- 3				0- 1				2- 1					
0- 1		0- 0		0- 0				NEUTRAL		0- 1				0- 0				0- 0					
RPI	S	Opponent		Score		RPI	S	Opponent		Score		RPI	S	Opponent		Score							
25	A	Arizona		0	3	32	A	Rice		0	3	56	A	Southern Miss.		1	3	102	N	Miami (OH)		0	3
						32	H	Rice		0	3	56	N	Southern Miss.		1	3	106	A	Texas St.		1	3
						33	H	Baylor		0	3	62	A	Tulsa		0	3	111	H	New Orleans		1	3
						35	A	Tulane		0	3	62	H	Tulsa		2	3	116	N	Eastern Wash.		1	3
						35	H	Tulane		3	2	67	N	UC Irvine		0	3	130	A	UAB		1	3
												74	A	SMU		0	3	145	A	Stephen F. Austin		0	3
												74	H	SMU		0	3	157	A	Loyola Marymount		2	3
												79	H	Marshall		3	1	162	A	Sam Houston St.		2	3
												80	H	Indiana		0	3	173	A	UCF		3	0
																		197	A	UTEP		0	3
																		197	H	UTEP		3	0
																		223	N	Nevada		2	3
																		238	A	Memphis		3	1
																		239	H	East Carolina		3	1
																		257	N	Boise St.		3	0
																		265	H	Southeastern La.		3	0
																		327	N	Alcorn St.		3	0
						LAST 10 GAMES																	
						56	N	Southern Miss.		1	3	79	H	Marshall		3	1						
						32	A	Rice		0	3	74	A	SMU		0	3						
						35	A	Tulane		0	3	62	A	Tulsa		0	3						
						197	A	UTEP		0	3	173	A	UCF		3	0						
						239	H	East Carolina		3	1	56	A	Southern Miss.		1	3						

Non-Div. I Games:

Houston

Average RPI Win: 318		WON-LOST	WINNING	LAST 10	STRENGTH OF	OPP. STRENGTH	TEAM	ADJ	CONF.	ADJ CONF.		
Average RPI Loss: 208		RECORD	PCT. RANK	GAMES	SCHEDULE	OF SCHEDULE	RPI	RPI	RPI	RPI		
DIV. I ONLY		8- 27	.22857	299	2- 8	294	301	309	.30013	314	31	31
DIV. I NON-CONF.		3- 20	.13043	302	0- 1	249	260	307	.31322	308	31	31
<hr/>												
TOTALS		RPI 1-25		RPI 26-50		W-L RECORDS		RPI 51-100		RPI 101-150		RPI 150+
8- 27		0- 0		0- 0		OVERALL		0- 2		0- 5		8- 20
3- 6		0- 0		0- 0		HOME		0- 0		0- 0		3- 6
4- 11		0- 0		0- 0		AWAY		0- 1		0- 2		4- 8
1- 10		0- 0		0- 0		NEUTRAL		0- 1		0- 3		1- 6
3- 20		0- 0		0- 0		NON-CONFERENCE		0- 2		0- 4		3- 14
1- 3		0- 0		0- 0		HOME		0- 0		0- 0		1- 3
2- 8		0- 0		0- 0		AWAY		0- 1		0- 2		2- 5
0- 9		0- 0		0- 0		NEUTRAL		0- 1		0- 2		0- 6
5- 7		0- 0		0- 0		CONFERENCE		0- 0		0- 1		5- 6
2- 3		0- 0		0- 0		HOME		0- 0		0- 0		2- 3
2- 3		0- 0		0- 0		AWAY		0- 0		0- 0		2- 3
1- 1		0- 0		0- 0		NEUTRAL		0- 0		0- 1		1- 0
RPI S	Opponent	Score	RPI S	Opponent	Score	RPI S	Opponent	Score	RPI S	Opponent	Score	
						69 N	VCU	0 3	108 A	Liberty	0 3	
						86 A	George Washington	0 3	110 N	Cleveland St.	0 3	
									132 N	Florida A&M	0 3	
									140 A	American	0 3	
									147 N	Elon	1 3	
									155 H	Georgetown	0 3	
									163 N	UMBC	0 3	
									169 A	Duquesne	0 3	
									170 A	Md.-East. Shore	0 3	
									170 H	Md.-East. Shore	0 3	
									174 A	Maryland	0 3	
									192 N	Bowling Green	0 3	
									243 N	East Tenn. St.	2 3	
									246 H	Loyola (MD)	0 3	
									251 A	Lafayette	1 3	
									267 N	Gardner-Webb	1 3	
									271 A	Robert Morris	0 3	
									277 N	Radford	1 3	
									280 A	Delaware St.	0 3	
									280 H	Delaware St.	2 3	
									285 A	Western Caro.	0 3	
									294 N	Brown	0 3	
									295 H	Navy	1 3	
									300 A	Morgan St.	3 0	
									300 H	Morgan St.	3 2	
									308 A	N.C. Central	3 1	
									316 A	Hampton	1 3	
LAST 10 GAMES												
						132 N	Florida A&M	0 3	330 H	Coppin St.	3 0	
						170 A	Md.-East. Shore	0 3	170 H	Md.-East. Shore	0 3	
						316 H	Hampton	2 3	86 A	George Washington	0 3	
						280 A	Delaware St.	0 3	316 A	Hampton	1 3	
						300 H	Morgan St.	3 2	280 H	Delaware St.	2 3	

Non-Div. I Games:

Howard

RPI	S	Opponent	Score	
316	H	Hampton	2	3
318	A	Bryant	3	1
326	H	Winston-Salem	3	1
330	A	Coppin St.	3	0
330	H	Coppin St.	3	0
330	N	Coppin St.	3	0

Howard

H
o
w
a
r
d

H
o
w
a
r
d

I
d
a
h
o

Idaho				Through Games Of Saturday, Nov. 28 [all matches]							
Average RPI Win:		212	WON-LOST	WINNING	LAST 10	STRENGTH OF	OPP. STRENGTH	TEAM	ADJ	CONF.	ADJ CONF.
Average RPI Loss:		122	RECORD	PCT. RANK	GAMES	SCHEDULE	OF SCHEDULE	RPI	RPI	RPI	RPI
DIV. I ONLY			15- 15	.5 156	6- 4	220	126	178	.46631 190	16	17
DIV. I NON-CONF.			4- 9	.30769 251	0- 1	167	62	218	.44567 219	16	16
TOTALS		RPI 1-25	RPI 26-50		W-L RECORDS	RPI 51-100		RPI 101-150		RPI 150+	
15- 15	0- 3	0- 1		OVERALL		1- 4		0- 1		14- 6	
7- 2	0- 1	0- 0		HOME		1- 0		0- 0		6- 1	
5- 8	0- 1	0- 0		AWAY		0- 3		0- 1		5- 3	
3- 5	0- 1	0- 1		NEUTRAL		0- 1		0- 0		3- 2	
4- 9	0- 1	0- 1		NON-CONFERENCE		0- 3		0- 1		4- 3	
0- 1	0- 0	0- 0		HOME		0- 0		0- 0		0- 1	
1- 4	0- 0	0- 0		AWAY		0- 2		0- 1		1- 1	
3- 4	0- 1	0- 1		NEUTRAL		0- 1		0- 0		3- 1	
11- 6	0- 2	0- 0		CONFERENCE		1- 1		0- 0		10- 3	
7- 1	0- 1	0- 0		HOME		1- 0		0- 0		6- 0	
4- 4	0- 1	0- 0		AWAY		0- 1		0- 0		4- 2	
0- 1	0- 0	0- 0		NEUTRAL		0- 0		0- 0		0- 1	
RPI S	Opponent		Score	RPI S	Opponent		Score	RPI S	Opponent		Score
9 N	UCLA		0 3	48 N	UC Santa Barbara		1 3	55 A	Washington St.		2 3
18 A	Hawaii		0 3					66 A	New Mexico St.		2 3
18 H	Hawaii		0 3					66 H	New Mexico St.		3 1
								94 A	Cal St. Fullerton		2 3
								95 N	Santa Clara		1 3
									116 A Eastern Wash.		1 3
									157 N Loyola Marymount		3 2
									166 A UNLV		3 1
									168 H Gonzaga		2 3
									171 N Lamar		3 0
									178 N Appalachian St.		3 0
									181 A Cal Poly		1 3
									203 A Utah St.		3 2
									203 H Utah St.		3 0
									220 A Fresno St.		2 3
									220 H Fresno St.		3 2
									223 A Nevada		3 0
									223 H Nevada		3 0
									232 N Cal St. Northridge		1 3
									257 A Boise St.		1 3
									257 H Boise St.		3 0
									257 N Boise St.		1 3
									270 A Louisiana Tech		3 1
									270 H Louisiana Tech		3 0
									283 A San Jose St.		3 1
									283 H San Jose St.		3 0
				LAST 10 GAMES							
				257 N	Boise St.		1 3	270 A	Louisiana Tech		3 1
				257 H	Boise St.		3 0	66 H	New Mexico St.		3 1
				18 H	Hawaii		0 3	168 H	Gonzaga		2 3
				283 H	San Jose St.		3 0	203 H	Utah St.		3 0
				66 A	New Mexico St.		2 3	223 H	Nevada		3 0

I
d
a
h
o

Non-Div. I Games:

Idaho

Average RPI Win:	211	WON-LOST RECORD	WINNING PCT. RANK	LAST 10 GAMES	STRENGTH OF SCHEDULE	OPP. STRENGTH OF SCHEDULE	TEAM RPI	ADJ RPI	CONF. RPI	ADJ CONF. RPI	
Average RPI Loss:	165										
DIV. I ONLY		16- 18	.47059 177	5- 5	230	218	211	.44368 219	17	16	
DIV. I NON-CONF.		7- 9	.4375 202	1- 1	264	214	251	.42054 252	18	18	
<hr/>											
TOTALS	RPI 1-25	RPI 26-50		W-L RECORDS	RPI 51-100		RPI 101-150		RPI 150+		
16- 18	0- 0	0- 1		OVERALL	0- 1		2- 8		14- 8		
9- 5	0- 0	0- 1		HOME	0- 0		2- 2		7- 2		
4- 10	0- 0	0- 0		AWAY	0- 1		0- 4		4- 5		
3- 3	0- 0	0- 0		NEUTRAL	0- 0		0- 2		3- 1		
<hr/>											
7- 9	0- 0	0- 1		NON-CONFERENCE	0- 1		0- 3		7- 4		
3- 3	0- 0	0- 1		HOME	0- 0		0- 1		3- 1		
2- 3	0- 0	0- 0		AWAY	0- 1		0- 0		2- 2		
2- 3	0- 0	0- 0		NEUTRAL	0- 0		0- 2		2- 1		
<hr/>											
9- 9	0- 0	0- 0		CONFERENCE	0- 0		2- 5		7- 4		
6- 2	0- 0	0- 0		HOME	0- 0		2- 1		4- 1		
2- 7	0- 0	0- 0		AWAY	0- 0		0- 4		2- 3		
1- 0	0- 0	0- 0		NEUTRAL	0- 0		0- 0		1- 0		
<hr/>											
RPI S	Opponent	Score	RPI S	Opponent	Score	RPI S	Opponent	Score	RPI S	Opponent	Score
			41 H	Michigan St.	1 3	80 A	Indiana	0 3	107 N	Southern Ill.	0 3
									110 A	Cleveland St.	0 3
									110 A	Cleveland St.	1 3
									110 H	Cleveland St.	3 2
									118 H	Central Mich.	0 3
									122 A	Valparaiso	0 3
									122 H	Valparaiso	0 3
									139 A	Milwaukee	2 3
									139 H	Milwaukee	3 0
									145 N	Stephen F. Austin	0 3
									153 A	Butler	2 3
									153 H	Butler	3 0
									153 N	Butler	3 1
									158 A	Northern Ill.	2 3
									169 H	Duquesne	3 1
									183 N	Murray St.	3 1
									201 H	Georgia St.	3 0
									204 A	Wright St.	3 1
									204 H	Wright St.	3 2
									233 A	Green Bay	0 3
									233 H	Green Bay	3 1
			LAST 10 GAMES						245 A	Loyola (IL)	3 0
			110 A	Cleveland St.	1 3	122 A	Valparaiso	0 3	245 H	Loyola (IL)	2 3
			153 N	Butler	3 1	110 H	Cleveland St.	3 2	252 A	Youngstown St.	2 3
			245 H	Loyola (IL)	2 3	204 H	Wright St.	3 2	252 H	Youngstown St.	3 2
			263 H	Western Ill.	1 3	269 A	DePaul	3 0	263 H	Western Ill.	1 3
			153 A	Butler	2 3	252 H	Youngstown St.	3 2	263 N	Western Ill.	3 2

Non-Div. I Games:

Ill.-Chicago

RPI	S	Opponent	Score	
269	A	DePaul	3	0
271	A	Robert Morris	3	2
281	A	Eastern Ill.	1	3
292	N	UT Martin	1	3
319	H	Chicago St.	3	0

Ill.-Chicago

I
l
l
.
-
C
h
i
c
a
g
o

I
l
l
.
-
C
h
i
c
a
g
o

Average RPI Win:		209	WON-LOST RECORD		WINNING PCT. RANK	LAST 10 GAMES		STRENGTH OF SCHEDULE	OPP. STRENGTH OF SCHEDULE	TEAM RPI	ADJ RPI	CONF. RPI	ADJ CONF. RPI
Average RPI Loss:		63											
DIV. I ONLY		12- 17			.41379 208	4- 6		75	81	141	.50862 131	7	7
DIV. I NON-CONF.		5- 6			.45455 196	0- 0		106	67	133	.51545 129	10	10
TOTALS		RPI 1-25	RPI 26-50		W-L RECORDS		RPI 51-100		RPI 101-150		RPI 150+		
12- 17		0- 5	0- 3		OVERALL		1- 6		2- 1		9- 2		
7- 6		0- 1	0- 1		HOME		1- 2		0- 1		6- 1		
4- 8		0- 2	0- 1		AWAY		0- 4		1- 0		3- 1		
1- 3		0- 2	0- 1		NEUTRAL		0- 0		1- 0		0- 0		
5- 6		0- 3	0- 1		NON-CONFERENCE		0- 1		1- 0		4- 1		
3- 1		0- 0	0- 0		HOME		0- 0		0- 0		3- 1		
1- 2		0- 1	0- 0		AWAY		0- 1		0- 0		1- 0		
1- 3		0- 2	0- 1		NEUTRAL		0- 0		1- 0		0- 0		
7- 11		0- 2	0- 2		CONFERENCE		1- 5		1- 1		5- 1		
4- 5		0- 1	0- 1		HOME		1- 2		0- 1		3- 0		
3- 6		0- 1	0- 1		AWAY		0- 3		1- 0		2- 1		
0- 0		0- 0	0- 0		NEUTRAL		0- 0		0- 0		0- 0		
RPI S	Opponent	Score	RPI S	Opponent	Score	RPI S	Opponent	Score	RPI S	Opponent	Score		
4 A	Illinois	0 3	28 A	Wichita St.	0 3	52 A	Missouri St.	0 3	107 A	Southern Ill.	3 1		
16 A	UNI	0 3	28 H	Wichita St.	0 3	52 H	Missouri St.	1 3	107 H	Southern Ill.	0 3		
16 H	UNI	1 3	43 N	Cincinnati	0 3	61 A	Western Mich.	1 3	124 N	Wake Forest	3 0		
19 N	Dayton	0 3				83 A	Creighton	1 3	151 A	Evansville	2 3		
24 N	St. Louis	0 3				83 H	Creighton	3 2	151 H	Evansville	3 2		
						100 A	Drake	2 3	182 H	Texas-Arlington	3 1		
						100 H	Drake	2 3	187 H	Oral Roberts	1 3		
									242 A	Indiana St.	3 0		
									242 H	Indiana St.	3 1		
									245 A	Loyola (IL)	3 2		
									267 H	Gardner-Webb	3 0		
									278 A	Bradley	3 0		
									278 H	Bradley	3 0		
									309 H	SIU Edwardsville	3 0		
			LAST 10 GAMES										
			52 H	Missouri St.	1 3	107 H	Southern Ill.	0 3					
			28 H	Wichita St.	0 3	151 H	Evansville	3 2					
			242 H	Indiana St.	3 1	100 A	Drake	2 3					
			278 A	Bradley	3 0	83 A	Creighton	1 3					
			16 A	UNI	0 3	242 A	Indiana St.	3 0					

Non-Div. I Games:

Illinois St.

Average RPI Win: 63		WON-LOST RECORD		WINNING PCT. RANK		LAST 10 GAMES		STRENGTH OF SCHEDULE		OPP. STRENGTH OF SCHEDULE		TEAM RPI		ADJ RPI		CONF. RPI		ADJ CONF. RPI	
DIV. I ONLY		24- 5		.82759 19		8- 2		7		1		4		.69145 4		2		2	
DIV. I NON-CONF.		8- 1		.88889 21		0- 0		24		4		6		.69317 6		1		1	
TOTALS		RPI 1-25		RPI 26-50		W-L RECORDS		RPI 51-100		RPI 101-150		RPI 150+							
24- 5		4- 4		6- 1		OVERALL		12- 0		1- 0		1- 0							
12- 1		3- 1		3- 0		HOME		5- 0		1- 0		0- 0							
9- 3		1- 2		1- 1		AWAY		7- 0		0- 0		0- 0							
3- 1		0- 1		2- 0		NEUTRAL		0- 0		0- 0		1- 0							
8- 1		1- 1		3- 0		NON-CONFERENCE		2- 0		1- 0		1- 0							
3- 0		1- 0		1- 0		HOME		0- 0		1- 0		0- 0							
2- 0		0- 0		0- 0		AWAY		2- 0		0- 0		0- 0							
3- 1		0- 1		2- 0		NEUTRAL		0- 0		0- 0		1- 0							
16- 4		3- 3		3- 1		CONFERENCE		10- 0		0- 0		0- 0							
9- 1		2- 1		2- 0		HOME		5- 0		0- 0		0- 0							
7- 3		1- 2		1- 1		AWAY		5- 0		0- 0		0- 0							
0- 0		0- 0		0- 0		NEUTRAL		0- 0		0- 0		0- 0							
RPI	S	Opponent		Score		RPI	S	Opponent		Score		RPI	S	Opponent		Score			
2	A	Penn St.		0	3	27	N	Ohio		3	0	63	A	Purdue		3	0		
2	H	Penn St.		0	3	29	A	Ohio St.		3	1	63	H	Purdue		3	2		
3	N	Florida St.		0	3	29	H	Ohio St.		3	1	64	A	Northwestern		3	1		
8	A	Minnesota		0	3	38	N	Louisville		3	1	64	H	Northwestern		3	0		
8	H	Minnesota		3	0	41	A	Michigan St.		2	3	66	A	New Mexico St.		3	0		
11	A	Michigan		3	2	41	H	Michigan St.		3	0	78	A	Wisconsin		3	1		
11	H	Michigan		3	1	43	H	Cincinnati		3	0	78	H	Wisconsin		3	0		
24	H	St. Louis		3	1							80	A	Indiana		3	2		
												80	H	Indiana		3	0		
												83	A	Creighton		3	0		
												97	A	Iowa		3	0		
												97	H	Iowa		3	0		
LAST 10 GAMES																			
8	A	Minnesota		0	3	2	A	Penn St.		0	3								
64	A	Northwestern		3	1	41	H	Michigan St.		3	0								
78	H	Wisconsin		3	0	11	H	Michigan		3	1								
97	H	Iowa		3	0	63	A	Purdue		3	0								
29	A	Ohio St.		3	1	80	A	Indiana		3	2								

Non-Div. I Games:

Illinois

Average RPI Win:	259	WON-LOST	WINNING	LAST 10		STRENGTH OF	OPP. STRENGTH	TEAM	ADJ	CONF.	ADJ CONF.				
Average RPI Loss:	108	RECORD	PCT. RANK	GAMES		SCHEDULE	OF SCHEDULE	RPI	RPI	RPI	RPI				
DIV. I ONLY		7- 25	.21875	303	1- 9	110	146	250	.42358	242	7	7			
DIV. I NON-CONF.		4- 10	.28571	257	0- 1	200	247	268	.40875	265	10	10			
<hr/>															
TOTALS	RPI 1-25		RPI 26-50		W-L RECORDS		RPI 51-100		RPI 101-150		RPI 150+				
7- 25	0- 2		0- 3		OVERALL		1- 5		0- 7		6- 8				
6- 13	0- 1		0- 1		HOME		1- 2		0- 4		5- 5				
1- 10	0- 1		0- 2		AWAY		0- 3		0- 3		1- 1				
0- 2	0- 0		0- 0		NEUTRAL		0- 0		0- 0		0- 2				
4- 10	0- 0		0- 1		NON-CONFERENCE		0- 0		0- 3		4- 6				
4- 6	0- 0		0- 0		HOME		0- 0		0- 2		4- 4				
0- 2	0- 0		0- 1		AWAY		0- 0		0- 1		0- 0				
0- 2	0- 0		0- 0		NEUTRAL		0- 0		0- 0		0- 2				
3- 15	0- 2		0- 2		CONFERENCE		1- 5		0- 4		2- 2				
2- 7	0- 1		0- 1		HOME		1- 2		0- 2		1- 1				
1- 8	0- 1		0- 1		AWAY		0- 3		0- 2		1- 1				
0- 0	0- 0		0- 0		NEUTRAL		0- 0		0- 0		0- 0				
RPI	S	Opponent	Score	RPI	S	Opponent	Score	RPI	S	Opponent	Score	RPI	S	Opponent	Score
16	A	UNI	0 3	28	A	Wichita St.	0 3	52	A	Missouri St.	1 3	107	A	Southern Ill.	1 3
16	H	UNI	0 3	28	H	Wichita St.	1 3	52	H	Missouri St.	0 3	107	H	Southern Ill.	0 3
				39	A	Long Beach St.	0 3	83	A	Creighton	0 3	122	A	Valparaiso	0 3
								83	H	Creighton	2 3	131	A	Illinois St.	1 3
								100	A	Drake	1 3	131	H	Illinois St.	0 3
								100	H	Drake	3 0	134	H	IUPUI	1 3
												142	H	North Dakota	0 3
												151	A	Evansville	2 3
												151	H	Evansville	0 3
												152	H	Ball St.	0 3
												153	H	Butler	0 3
												156	N	Montana	0 3
												163	N	UMBC	0 3
												193	H	Akron	2 3
												199	H	UMKC	0 3
												245	H	Loyola (IL)	3 0
												278	A	Bradley	3 2
												278	H	Bradley	3 0
												281	H	Eastern Ill.	3 0
												309	H	SIU Edwardsville	3 2
												319	H	Chicago St.	3 0
				LAST 10 GAMES											
				28	H	Wichita St.	1 3	151	H	Evansville	0 3				
				52	H	Missouri St.	0 3	107	H	Southern Ill.	0 3				
				131	A	Illinois St.	1 3	153	H	Butler	0 3				
				16	A	UNI	0 3	83	A	Creighton	0 3				
				278	A	Bradley	3 2	100	A	Drake	1 3				

Non-Div. I Games:

Indiana St.

Average RPI Win:		136	WON-LOST RECORD		WINNING PCT. RANK		LAST 10 GAMES		STRENGTH OF SCHEDULE		OPP. STRENGTH OF SCHEDULE		TEAM RPI		ADJ RPI		CONF. RPI		ADJ CONF. RPI					
Average RPI Loss:		44																						
DIV. I ONLY			17- 17		.5		156		3- 7		43		30		79		.55706		80		2		2	
DIV. I NON-CONF.			11- 3		.78571		44		0- 0		121		182		65		.57854		69		1		1	
TOTALS		RPI 1-25		RPI 26-50				W-L RECORDS				RPI 51-100				RPI 101-150				RPI 150+				
17- 17		0- 8		4- 3				OVERALL				5- 5				1- 0				7- 1				
6- 11		0- 4		1- 2				HOME				1- 4				0- 0				4- 1				
6- 6		0- 4		2- 1				AWAY				3- 1				0- 0				1- 0				
5- 0		0- 0		1- 0				NEUTRAL				1- 0				1- 0				2- 0				
11- 3		0- 0		2- 1				NON-CONFERENCE				1- 1				1- 0				7- 1				
4- 3		0- 0		0- 1				HOME				0- 1				0- 0				4- 1				
2- 0		0- 0		1- 0				AWAY				0- 0				0- 0				1- 0				
5- 0		0- 0		1- 0				NEUTRAL				1- 0				1- 0				2- 0				
6- 14		0- 8		2- 2				CONFERENCE				4- 4				0- 0				0- 0				
2- 8		0- 4		1- 1				HOME				1- 3				0- 0				0- 0				
4- 6		0- 4		1- 1				AWAY				3- 1				0- 0				0- 0				
0- 0		0- 0		0- 0				NEUTRAL				0- 0				0- 0				0- 0				
RPI	S	Opponent		Score		RPI	S	Opponent		Score		RPI	S	Opponent		Score		RPI	S	Opponent		Score		
2	A	Penn St.		0	3	26	H	Kentucky		1	3	52	N	Missouri St.		3	2	111	N	New Orleans		3	1	
2	H	Penn St.		0	3	27	A	Ohio		3	2	61	H	Western Mich.		1	3	183	H	Murray St.		3	1	
4	A	Illinois		0	3	29	A	Ohio St.		1	3	63	A	Purdue		3	2	189	A	Houston		3	0	
4	H	Illinois		2	3	29	H	Ohio St.		1	3	63	H	Purdue		1	3	219	H	Ill.-Chicago		3	0	
8	A	Minnesota		0	3	41	A	Michigan St.		3	2	64	A	Northwestern		2	3	237	H	Alabama A&M		3	0	
8	H	Minnesota		0	3	41	H	Michigan St.		3	1	64	H	Northwestern		2	3	241	N	Eastern Ky.		3	0	
11	A	Michigan		2	3	46	N	Delaware		3	1	78	A	Wisconsin		3	2	265	N	Southeastern La.		3	0	
11	H	Michigan		0	3							78	H	Wisconsin		2	3	292	H	UT Martin		2	3	
												97	A	Iowa		3	0	324	H	N.C. A&T		3	0	
												97	H	Iowa		3	0							
LAST 10 GAMES																								
						97	A	Iowa		3	0	41	A	Michigan St.		3	2							
						78	A	Wisconsin		3	2	8	A	Minnesota		0	3							
						2	H	Penn St.		0	3	63	H	Purdue		1	3							
						29	H	Ohio St.		1	3	64	H	Northwestern		2	3							
						11	A	Michigan		2	3	4	H	Illinois		2	3							

Non-Div. I Games:

Indiana

Average RPI Win:		285	WON-LOST RECORD		WINNING PCT. RANK		LAST 10 GAMES		STRENGTH OF SCHEDULE		OPP. STRENGTH OF SCHEDULE		TEAM RPI		ADJ RPI		CONF. RPI		ADJ CONF. RPI		
Average RPI Loss:		173																			
DIV. I ONLY			12- 16		.42857 201		6- 4		258		273		248		.41215 253		28		28		
DIV. I NON-CONF.			3- 7		.3 255		0- 0		198		225		260		.41537 259		27		27		
TOTALS		RPI 1-25		RPI 26-50		W-L RECORDS		RPI 51-100		RPI 101-150		RPI 150+									
12- 16		0- 1		0- 1		OVERALL		0- 1		0- 4		12- 9									
5- 4		0- 0		0- 0		HOME		0- 0		0- 2		5- 2									
4- 9		0- 0		0- 1		AWAY		0- 0		0- 2		4- 6									
3- 3		0- 1		0- 0		NEUTRAL		0- 1		0- 0		3- 1									
3- 7		0- 1		0- 1		NON-CONFERENCE		0- 1		0- 0		3- 4									
0- 0		0- 0		0- 0		HOME		0- 0		0- 0		0- 0									
0- 4		0- 0		0- 1		AWAY		0- 0		0- 0		0- 3									
3- 3		0- 1		0- 0		NEUTRAL		0- 1		0- 0		3- 1									
9- 9		0- 0		0- 0		CONFERENCE		0- 0		0- 4		9- 5									
5- 4		0- 0		0- 0		HOME		0- 0		0- 2		5- 2									
4- 5		0- 0		0- 0		AWAY		0- 0		0- 2		4- 3									
0- 0		0- 0		0- 0		NEUTRAL		0- 0		0- 0		0- 0									
RPI	S	Opponent		Score		RPI	S	Opponent		Score		RPI	S	Opponent		Score					
16	N	UNI		0 3		40	A	Texas A&M		0 3		99	N	Virginia		0 3					
												144	A	Fairfield		1 3					
												144	H	Fairfield		0 3					
												150	A	Niagara		1 3					
												150	H	Niagara		2 3					
												194	A	Siena		1 3					
												194	H	Siena		1 3					
												199	N	UMKC		0 3					
												209	A	Marist		3 1					
												209	H	Marist		3 1					
												211	A	Sacred Heart		0 3					
												215	A	Fordham		0 3					
												236	N	Stony Brook		3 2					
												246	A	Loyola (MD)		1 3					
												246	H	Loyola (MD)		0 3					
												247	A	Columbia		1 3					
												279	A	Canisius		0 3					
												279	H	Canisius		3 0					
												296	A	Manhattan		3 0					
												296	H	Manhattan		3 0					
311	A	St. Peter's		3 0																	
311	H	St. Peter's		3 0																	
315	N	Holy Cross		3 0																	
317	A	Rider		3 1																	
317	H	Rider		3 0																	
321	N	Quinnipiac		3 0																	
LAST 10 GAMES																					
144 A Fairfield						1 3		311 A St. Peter's						3 0		317 A Rider					
296 H Manhattan						3 0		279 H Canisius						3 0		317 H Rider					
317 H Rider						3 0		150 H Niagara						2 3		321 N Quinnipiac					
296 A Manhattan						3 0		246 H Loyola (MD)						0 3							
209 A Marist						3 1		194 A Siena						1 3							

Non-Div. I Games:

Iona

Average RPI Win:	85	WON-LOST RECORD	WINNING PCT. RANK	LAST 10 GAMES	STRENGTH OF SCHEDULE	OPP. STRENGTH OF SCHEDULE	TEAM RPI	ADJ RPI	CONF. RPI	ADJ CONF. RPI		
DIV. I ONLY		25- 4	.86207	12	9- 1	22	17	5	.67519	6	3	3
DIV. I NON-CONF.		8- 1	.88889	21	0- 0	16	23	7	.68532	8	3	3
<hr/>												
TOTALS	RPI 1-25	RPI 26-50		W-L RECORDS		RPI 51-100		RPI 101-150		RPI 150+		
25- 4	3- 3	5- 1		OVERALL		9- 0		6- 0		2- 0		
11- 1	1- 1	3- 0		HOME		2- 0		4- 0		1- 0		
10- 3	2- 2	2- 1		AWAY		3- 0		2- 0		1- 0		
4- 0	0- 0	0- 0		NEUTRAL		4- 0		0- 0		0- 0		
8- 1	1- 1	0- 0		NON-CONFERENCE		5- 0		2- 0		0- 0		
2- 0	0- 0	0- 0		HOME		0- 0		2- 0		0- 0		
2- 1	1- 1	0- 0		AWAY		1- 0		0- 0		0- 0		
4- 0	0- 0	0- 0		NEUTRAL		4- 0		0- 0		0- 0		
17- 3	2- 2	5- 1		CONFERENCE		4- 0		4- 0		2- 0		
9- 1	1- 1	3- 0		HOME		2- 0		2- 0		1- 0		
8- 2	1- 1	2- 1		AWAY		2- 0		2- 0		1- 0		
0- 0	0- 0	0- 0		NEUTRAL		0- 0		0- 0		0- 0		
RPI S	Opponent	Score	RPI S	Opponent	Score	RPI S	Opponent	Score	RPI S	Opponent	Score	
1 A	Texas	0 3	33 A	Baylor	0 3	57 A	Kansas	3 0	112 A	Kansas St.	3 0	
1 H	Texas	3 2	33 H	Baylor	3 2	57 H	Kansas	3 0	112 H	Kansas St.	3 0	
8 A	Minnesota	1 3	40 A	Texas A&M	3 0	65 A	Missouri	3 0	136 A	Colorado	3 0	
12 A	Nebraska	3 2	40 H	Texas A&M	3 0	65 H	Missouri	3 0	136 H	Colorado	3 0	
12 H	Nebraska	0 3	49 A	Oklahoma	3 1	77 N	Auburn	3 0	139 H	Milwaukee	3 0	
16 A	UNI	3 1	49 H	Oklahoma	3 0	86 N	George Washington	3 0	139 H	Milwaukee	3 0	
						97 A	Iowa	3 1	207 A	Texas Tech	3 0	
						98 N	Northern Colo.	3 0	207 H	Texas Tech	3 0	
						100 N	Drake	3 1				
<hr/>												
LAST 10 GAMES												
49 H Oklahoma						12 H Nebraska						
65 A Missouri						1 H Texas						
57 H Kansas						136 A Colorado						
112 A Kansas St.						33 H Baylor						
40 A Texas A&M						207 H Texas Tech						

Non-Div. I Games:

Iowa St.

I
O
W
a

Iowa				Through Games Of Saturday, Nov. 28 [all matches]									
Average RPI Win:		149	WON-LOST RECORD	WINNING PCT. RANK	LAST 10 GAMES	STRENGTH OF SCHEDULE	OPP. STRENGTH OF SCHEDULE	TEAM RPI	ADJ RPI	CONF. RPI	ADJ CONF. RPI		
Average RPI Loss:		39											
DIV. I ONLY			13- 19	.40625 214	2- 8	26	27	99	.54186 97	2	2		
DIV. I NON-CONF.			8- 4	.66667 89	0- 0	104	190	86	.55878 89	1	1		
<hr/>													
TOTALS		RPI 1-25		RPI 26-50		W-L RECORDS		RPI 51-100		RPI 101-150		RPI 150+	
13- 19		0- 9		1- 3		OVERALL		5- 6		1- 1		6- 0	
4- 9		0- 5		1- 1		HOME		3- 3		0- 0		0- 0	
3- 10		0- 4		0- 2		AWAY		1- 3		0- 1		2- 0	
6- 0		0- 0		0- 0		NEUTRAL		1- 0		1- 0		4- 0	
8- 4		0- 1		0- 0		NON-CONFERENCE		1- 2		1- 1		6- 0	
0- 3		0- 1		0- 0		HOME		0- 2		0- 0		0- 0	
2- 1		0- 0		0- 0		AWAY		0- 0		0- 1		2- 0	
6- 0		0- 0		0- 0		NEUTRAL		1- 0		1- 0		4- 0	
5- 15		0- 8		1- 3		CONFERENCE		4- 4		0- 0		0- 0	
4- 6		0- 4		1- 1		HOME		3- 1		0- 0		0- 0	
1- 9		0- 4		0- 2		AWAY		1- 3		0- 0		0- 0	
0- 0		0- 0		0- 0		NEUTRAL		0- 0		0- 0		0- 0	
<hr/>													
RPI	S	Opponent	Score	RPI	S	Opponent	Score	RPI	S	Opponent	Score		
2	A	Penn St.	1 3	29	A	Ohio St.	0 3	63	A	Purdue	0 3		
2	H	Penn St.	0 3	29	H	Ohio St.	1 3	63	H	Purdue	3 2		
4	A	Illinois	0 3	41	A	Michigan St.	0 3	64	A	Northwestern	0 3		
4	H	Illinois	0 3	41	H	Michigan St.	3 0	64	H	Northwestern	3 0		
6	H	Iowa St.	1 3					78	A	Wisconsin	3 1		
8	A	Minnesota	0 3					78	H	Wisconsin	3 2		
8	H	Minnesota	0 3					80	A	Indiana	0 3		
11	A	Michigan	1 3					80	H	Indiana	0 3		
11	H	Michigan	2 3					82	N	Marquette	3 1		
								98	H	Northern Colo.	1 3		
								100	H	Drake	0 3		
<hr/>													
LAST 10 GAMES													
				80	H	Indiana	0 3	78	H	Wisconsin	3 2		
				63	H	Purdue	3 2	2	H	Penn St.	0 3		
				64	A	Northwestern	0 3	29	H	Ohio St.	1 3		
				4	A	Illinois	0 3	11	A	Michigan	1 3		
				8	H	Minnesota	0 3	41	A	Michigan St.	0 3		

I
O
W
a

Non-Div. I Games:

Iowa

Average RPI Win:	191	WON-LOST	WINNING	LAST 10	STRENGTH OF	OPP. STRENGTH	TEAM	ADJ	CONF.	ADJ CONF.	
Average RPI Loss:	156	RECORD	PCT. RANK	GAMES	SCHEDULE	OF SCHEDULE	RPI	RPI	RPI	RPI	
DIV. I ONLY	20- 11	.64516	87	8- 2	175	193	108	.51274	127	21	22
DIV. I NON-CONF.	7- 4	.63636	106	1- 0	196	108	122	.51566	128	22	22
<hr/>											
TOTALS	RPI 1-25	RPI 26-50		W-L RECORDS		RPI 51-100		RPI 101-150		RPI 150+	
20- 11	0- 0	1- 3		OVERALL		2- 1		2- 1		15- 6	
11- 5	0- 0	0- 1		HOME		2- 1		1- 0		8- 3	
7- 5	0- 0	1- 1		AWAY		0- 0		0- 1		6- 3	
2- 1	0- 0	0- 1		NEUTRAL		0- 0		1- 0		1- 0	
<hr/>											
7- 4	0- 0	0- 1		NON-CONFERENCE		2- 1		0- 0		5- 2	
5- 2	0- 0	0- 0		HOME		2- 1		0- 0		3- 1	
1- 1	0- 0	0- 0		AWAY		0- 0		0- 0		1- 1	
1- 1	0- 0	0- 1		NEUTRAL		0- 0		0- 0		1- 0	
<hr/>											
13- 7	0- 0	1- 2		CONFERENCE		0- 0		2- 1		10- 4	
6- 3	0- 0	0- 1		HOME		0- 0		1- 0		5- 2	
6- 4	0- 0	1- 1		AWAY		0- 0		0- 1		5- 2	
1- 0	0- 0	0- 0		NEUTRAL		0- 0		1- 0		0- 0	
<hr/>											
RPI S	Opponent	Score	RPI S	Opponent	Score	RPI S	Opponent	Score	RPI S	Opponent	Score
			38 N	Louisville	1 3	52 H	Missouri St.	3 2	134 A	IUPUI	0 3
			46 A	North Dakota St.	3 2	61 H	Western Mich.	3 2	134 H	IUPUI	3 2
			46 A	North Dakota St.	0 3	100 H	Drake	0 3	134 N	IUPUI	3 0
			46 H	North Dakota St.	2 3				152 A	Ball St.	0 3
									153 H	Butler	3 0
									154 A	Oakland	3 2
									154 H	Oakland	3 0
									172 H	Kent St.	3 1
									187 A	Oral Roberts	1 3
									187 H	Oral Roberts	3 2
									199 A	UMKC	3 1
									199 H	UMKC	0 3
									204 A	Wright St.	3 2
									222 A	South Dakota St.	3 0
									222 H	South Dakota St.	3 0
									255 H	Eastern Mich.	3 0
									263 A	Western Ill.	3 0
									263 H	Western Ill.	2 3
									266 A	Southern Utah	1 3
									266 H	Southern Utah	3 0
									281 H	Eastern Ill.	1 3
									309 N	SIU Edwardsville	3 0
			LAST 10 GAMES						313 A	Centenary (LA)	3 0
			46 A	North Dakota St.	3 2	134 A	IUPUI	0 3	313 H	Centenary (LA)	3 0
			134 N	IUPUI	3 0	154 H	Oakland	3 0			
			266 H	Southern Utah	3 0	52 H	Missouri St.	3 2			
			199 H	UMKC	0 3	187 H	Oral Roberts	3 2			
			263 A	Western Ill.	3 0	313 H	Centenary (LA)	3 0			

Non-Div. I Games:

IPFW

I
U
P
U
I

IUPUI				Through Games Of Saturday, Nov. 28 [all matches]									
Average RPI Win:	223	WON-LOST RECORD	WINNING PCT. RANK	LAST 10 GAMES	STRENGTH OF SCHEDULE	OPP. STRENGTH OF SCHEDULE	TEAM RPI	ADJ RPI	CONF. RPI	ADJ CONF. RPI			
Average RPI Loss:	129												
DIV. I ONLY	20- 10	.66667	74	6- 4	231	217	130	.50677	134	21	22		
DIV. I NON-CONF.	8- 3	.72727	68	0- 1	237	212	124	.51775	126	22	22		
<hr/>													
TOTALS	RPI 1-25	RPI 26-50		W-L RECORDS	RPI 51-100		RPI 101-150		RPI 150+				
20- 10	0- 0	0- 2		OVERALL	1- 1		2- 3		17- 4				
10- 5	0- 0	0- 1		HOME	1- 1		2- 1		7- 2				
7- 4	0- 0	0- 1		AWAY	0- 0		0- 1		7- 2				
3- 1	0- 0	0- 0		NEUTRAL	0- 0		0- 1		3- 0				
<hr/>													
8- 3	0- 0	0- 0		NON-CONFERENCE	1- 1		1- 1		6- 1				
3- 3	0- 0	0- 0		HOME	1- 1		1- 1		1- 1				
2- 0	0- 0	0- 0		AWAY	0- 0		0- 0		2- 0				
3- 0	0- 0	0- 0		NEUTRAL	0- 0		0- 0		3- 0				
<hr/>													
12- 7	0- 0	0- 2		CONFERENCE	0- 0		1- 2		11- 3				
7- 2	0- 0	0- 1		HOME	0- 0		1- 0		6- 1				
5- 4	0- 0	0- 1		AWAY	0- 0		0- 1		5- 2				
0- 1	0- 0	0- 0		NEUTRAL	0- 0		0- 1		0- 0				
<hr/>													
RPI S	Opponent	Score	RPI S	Opponent	Score	RPI S	Opponent	Score	RPI S	Opponent	Score		
			46 A	North Dakota St.	0 3	64 H	Northwestern	0 3	102 H	Miami (OH)	3 1		
			46 H	North Dakota St.	1 3	72 H	Western Ky.	3 2	122 H	Valparaiso	0 3		
									127 A	IPFW	2 3		
									127 H	IPFW	3 0		
									127 N	IPFW	0 3		
									152 H	Ball St.	0 3		
									153 H	Butler	3 2		
									154 A	Oakland	3 2		
									154 H	Oakland	3 1		
									187 A	Oral Roberts	3 1		
									187 H	Oral Roberts	0 3		
									199 A	UMKC	2 3		
									199 H	UMKC	3 1		
									222 A	South Dakota St.	1 3		
									222 H	South Dakota St.	3 0		
									242 A	Indiana St.	3 1		
									263 A	Western Ill.	3 2		
									263 H	Western Ill.	3 0		
									266 A	Southern Utah	3 2		
									266 H	Southern Utah	3 0		
									274 N	Lehigh	3 0		
									278 A	Bradley	3 1		
									284 N	S.C. Upstate	3 0		
									313 A	Centenary (LA)	3 0		
									313 H	Centenary (LA)	3 1		
									319 N	Chicago St.	3 0		
<hr/>													
LAST 10 GAMES													
			127 N	IPFW	0 3	313 A	Centenary (LA)	3 0					
			263 A	Western Ill.	3 2	46 H	North Dakota St.	1 3					
			154 H	Oakland	3 1	222 H	South Dakota St.	3 0					
			127 H	IPFW	3 0	122 H	Valparaiso	0 3					
			187 A	Oral Roberts	3 1	199 A	UMKC	2 3					

I
U
P
U
I

Non-Div. I Games:

IUPUI

Average RPI Win: 308		WON-LOST RECORD		WINNING PCT. RANK		LAST 10 GAMES		STRENGTH OF SCHEDULE		OPP. STRENGTH OF SCHEDULE		TEAM RPI		ADJ RPI		CONF. RPI		ADJ CONF. RPI	
Average RPI Loss: 222		17- 17		.5 156		5- 4		313		322		277		.35012 289		32		32	
DIV. I ONLY		17- 17		.5 156		5- 4		313		322		277		.35012 289		32		32	
DIV. I NON-CONF.		1- 12		.07692 316		0- 0		282		238		318		.28791 318		32		32	
TOTALS		RPI 1-25		RPI 26-50		W-L RECORDS		RPI 51-100		RPI 101-150		RPI 150+							
17- 17		0- 0		0- 0		OVERALL		0- 1		0- 1		17- 15							
6- 2		0- 0		0- 0		HOME		0- 0		0- 0		6- 2							
6- 7		0- 0		0- 0		AWAY		0- 0		0- 1		6- 6							
5- 8		0- 0		0- 0		NEUTRAL		0- 1		0- 0		5- 7							
1- 12		0- 0		0- 0		NON-CONFERENCE		0- 1		0- 1		1- 10							
0- 1		0- 0		0- 0		HOME		0- 0		0- 0		0- 1							
1- 4		0- 0		0- 0		AWAY		0- 0		0- 1		1- 3							
0- 7		0- 0		0- 0		NEUTRAL		0- 1		0- 0		0- 6							
16- 5		0- 0		0- 0		CONFERENCE		0- 0		0- 0		16- 5							
6- 1		0- 0		0- 0		HOME		0- 0		0- 0		6- 1							
5- 3		0- 0		0- 0		AWAY		0- 0		0- 0		5- 3							
5- 1		0- 0		0- 0		NEUTRAL		0- 0		0- 0		5- 1							
RPI	S	Opponent	Score	RPI	S	Opponent	Score	RPI	S	Opponent	Score	RPI	S	Opponent	Score				
								56	N	Southern Miss.	0 3	148	A	Arkansas St.	0 3				
												167	N	UALR	0 3				
												188	A	Mississippi St.	0 3				
												198	N	McNeese St.	1 3				
												198	N	McNeese St.	0 3				
												230	A	Nicholls St.	2 3				
												230	N	Nicholls St.	0 3				
												237	A	Alabama A&M	2 3				
												237	H	Alabama A&M	1 3				
												249	N	Fla. Atlantic	0 3				
												250	A	South Ala.	2 3				
												258	A	Grambling	1 3				
												258	A	Grambling	1 3				
												258	H	Grambling	3 2				
												258	N	Grambling	3 1				
												259	N	Houston Baptist	0 3				
												293	N	Prairie View	3 1				
												293	N	Prairie View	3 0				
												303	H	Texas Southern	3 1				
												303	N	Texas Southern	3 0				
												303	N	Texas Southern	1 3				
				LAST 10 GAMES								307	A	La.-Monroe	3 0				
				303	N	Texas Southern	1 3	327	H	Alcorn St.	3 0	307	H	La.-Monroe	0 3				
				258	A	Grambling	1 3	237	H	Alabama A&M	1 3	312	A	Mississippi Val.	3 1				
				303	N	Texas Southern	3 0	312	A	Mississippi Val.	3 1	312	H	Mississippi Val.	3 0				
				258	A	Grambling	1 3	322	A	Southern U.	3 0	322	A	Southern U.	3 0				
				328	H	Alabama St.	3 0	328	A	Alabama St.	3 0	322	A	Southern U.	3 0				
Non-Div. I Games:		West Ala.		0 3		Belhaven		3 1		West Ala.		1 3		Belhaven		3 1		Jackson St.	

RPI	S	Opponent	Score	
322	H	Southern U.	3	0
327	A	Alcorn St.	3	0
327	H	Alcorn St.	3	0
328	A	Alabama St.	3	0
328	H	Alabama St.	3	0
329	N	Ark.-Pine Bluff	3	0

Jackson St.

J
a
c
k
s
o
n
s
t
.

J
a
c
k
s
o
n
s
t
.

Average RPI Win:	192	WON-LOST	WINNING	LAST 10	STRENGTH OF	OPP. STRENGTH	TEAM	ADJ	CONF.	ADJ CONF.	
Average RPI Loss:	125	RECORD	PCT. RANK	GAMES	SCHEDULE	OF SCHEDULE	RPI	RPI	RPI	RPI	
DIV. I ONLY	26- 7	.78788	29	8- 2	218	168	78	.55373	85	26	26
DIV. I NON-CONF.	7- 6	.53846	157	0- 1	144	40	123	.52309	120	25	23
<hr/>											
TOTALS	RPI 1-25	RPI 26-50		W-L RECORDS	RPI 51-100		RPI 101-150		RPI 150+		
26- 7	0- 0	1- 1		OVERALL	1- 2		7- 2		17- 2		
12- 0	0- 0	0- 0		HOME	0- 0		3- 0		9- 0		
11- 4	0- 0	0- 1		AWAY	1- 0		3- 2		7- 1		
3- 3	0- 0	1- 0		NEUTRAL	0- 2		1- 0		1- 1		
<hr/>											
7- 6	0- 0	1- 1		NON-CONFERENCE	1- 2		2- 2		3- 1		
1- 0	0- 0	0- 0		HOME	0- 0		0- 0		1- 0		
3- 3	0- 0	0- 1		AWAY	1- 0		1- 2		1- 0		
3- 3	0- 0	1- 0		NEUTRAL	0- 2		1- 0		1- 1		
<hr/>											
19- 1	0- 0	0- 0		CONFERENCE	0- 0		5- 0		14- 1		
11- 0	0- 0	0- 0		HOME	0- 0		3- 0		8- 0		
8- 1	0- 0	0- 0		AWAY	0- 0		2- 0		6- 1		
0- 0	0- 0	0- 0		NEUTRAL	0- 0		0- 0		0- 0		
<hr/>											
RPI S	Opponent	Score	RPI S	Opponent	Score	RPI S	Opponent	Score	RPI S	Opponent	Score
			38 A	Louisville	1 3	57 N	Kansas	0 3	120 A	Austin Peay	3 2
			50 N	Furman	3 1	74 N	SMU	0 3	120 H	Austin Peay	3 2
						77 A	Auburn	3 2	124 A	Wake Forest	3 1
									125 A	Morehead St.	3 1
									125 H	Morehead St.	3 0
									125 H	Morehead St.	3 2
									130 A	UAB	1 3
									137 A	Arkansas	0 3
									149 N	Charlotte	3 2
									161 A	Alabama	3 1
									179 H	Troy	3 0
									183 A	Murray St.	3 2
									183 H	Murray St.	3 1
									183 H	Murray St.	3 1
									198 N	McNeese St.	3 0
									200 N	North Texas	0 3
									226 A	Tennessee Tech	3 2
									226 H	Tennessee Tech	3 2
									229 A	Southeast Mo. St.	3 0
									229 H	Southeast Mo. St.	3 0
									241 A	Eastern Ky.	0 3
									241 H	Eastern Ky.	3 0
									281 A	Eastern Ill.	3 1
									281 H	Eastern Ill.	3 1
									291 A	Tennessee St.	3 0
									291 H	Tennessee St.	3 1
									292 A	UT Martin	3 1
			LAST 10 GAMES			LAST 10 GAMES			LAST 10 GAMES		
			38 A	Louisville	1 3	291 H	Tennessee St.	3 1	241 H	Eastern Ky.	3 0
			125 H	Morehead St.	3 0	120 H	Austin Peay	3 2	281 H	Eastern Ill.	3 1
			183 H	Murray St.	3 1	226 H	Tennessee Tech	3 2	291 A	Tennessee St.	3 0
			125 A	Morehead St.	3 1	183 A	Murray St.	3 2	291 H	Tennessee St.	3 1
			241 A	Eastern Ky.	0 3	292 A	UT Martin	3 1	292 A	UT Martin	3 1

Non-Div. I Games:

Jacksonville St.

J a c k s o n v i l l e s t .

1
2
3
4
5
6
7
8
9
10
11
12
13
14
15
16
17
18
19
20
21
22
23
24
25
26
27
28
29
30
31
32
33
34
35
36
37
38
39
40
41
42
43
44
45
46
47
48
49
50
51
52
53
54
55
56
57
58
59
60
61
62
63
64
65
66
67
68
69
70
71
72
73
74
75
76
77
78
79
80
81
82
83
84
85
86
87
88
89
90
91
92
93
94
95
96
97
98
99
100
101
102
103
104
105
106
107
108
109
110
111
112
113
114
115
116
117
118
119
120
121
122
123
124
125
126
127
128
129
130
131
132
133
134
135
136
137
138
139
140
141
142
143
144
145
146
147
148
149
150
151
152
153
154
155
156
157
158
159
160
161
162
163
164
165
166
167
168
169
170
171
172
173
174
175
176
177
178
179
180
181
182
183
184
185
186
187
188
189
190
191
192
193
194
195
196
197
198
199
200
201
202
203
204
205
206
207
208
209
210
211
212
213
214
215
216
217
218
219
220
221
222
223
224
225
226
227
228
229
230
231
232
233
234
235
236
237
238
239
240
241
242
243
244
245
246
247
248
249
250
251
252
253
254
255
256
257
258
259
260
261
262
263
264
265
266
267
268
269
270
271
272
273
274
275
276
277
278
279
280
281
282
283
284
285
286
287
288
289
290
291
292
293
294
295
296
297
298
299
300
301
302
303
304
305
306
307
308
309
310
311
312
313
314
315
316
317
318
319
320
321
322
323
324
325
326
327
328
329
330
331
332
333
334
335
336
337
338
339
340
341
342
343
344
345
346
347
348
349
350
351
352
353
354
355
356
357
358
359
360
361
362
363
364
365
366
367
368
369
370
371
372
373
374
375
376
377
378
379
380
381
382
383
384
385
386
387
388
389
390
391
392
393
394
395
396
397
398
399
400
401
402
403
404
405
406
407
408
409
410
411
412
413
414
415
416
417
418
419
420
421
422
423
424
425
426
427
428
429
430
431
432
433
434
435
436
437
438
439
440
441
442
443
444
445
446
447
448
449
450
451
452
453
454
455
456
457
458
459
460
461
462
463
464
465
466
467
468
469
470
471
472
473
474
475
476
477
478
479
480
481
482
483
484
485
486
487
488
489
490
491
492
493
494
495
496
497
498
499
500
501
502
503
504
505
506
507
508
509
510
511
512
513
514
515
516
517
518
519
520
521
522
523
524
525
526
527
528
529
530
531
532
533
534
535
536
537
538
539
540
541
542
543
544
545
546
547
548
549
550
551
552
553
554
555
556
557
558
559
560
561
562
563
564
565
566
567
568
569
570
571
572
573
574
575
576
577
578
579
580
581
582
583
584
585
586
587
588
589
590
591
592
593
594
595
596
597
598
599
600
601
602
603
604
605
606
607
608
609
610
611
612
613
614
615
616
617
618
619
620
621
622
623
624
625
626
627
628
629
630
631
632
633
634
635
636
637
638
639
640
641
642
643
644
645
646
647
648
649
650
651
652
653
654
655
656
657
658
659
660
661
662
663
664
665
666
667
668
669
670
671
672
673
674
675
676
677
678
679
680
681
682
683
684
685
686
687
688
689
690
691
692
693
694
695
696
697
698
699
700
701
702
703
704
705
706
707
708
709
710
711
712
713
714
715
716
717
718
719
720
721
722
723
724
725
726
727
728
729
730
731
732
733
734
735
736
737
738
739
740
741
742
743
744
745
746
747
748
749
750
751
752
753
754
755
756
757
758
759
760
761
762
763
764
765
766
767
768
769
770
771
772
773
774
775
776
777
778
779
780
781
782
783
784
785
786
787
788
789
790
791
792
793
794
795
796
797
798
799
800
801
802
803
804
805
806
807
808
809
810
811
812
813
814
815
816
817
818
819
820
821
822
823
824
825
826
827
828
829
830
831
832
833
834
835
836
837
838
839
840
84

Jacksonville St.

Average RPI Win: 227		WON-LOST	WINNING	LAST 10	STRENGTH OF		OPP. STRENGTH	TEAM	ADJ	CONF.	ADJ CONF.
Average RPI Loss: 129		RECORD	PCT. RANK	GAMES	SCHEDULE		OF SCHEDULE	RPI	RPI	RPI	RPI
DIV. I ONLY		19- 9	.67857	68	6- 4		208	242	118	.51644	123
DIV. I NON-CONF.		4- 3	.57143	140	0- 0		153	291	150	.4949	151
TOTALS		RPI 1-25	RPI 26-50		W-L RECORDS		RPI 51-100		RPI 101-150		RPI 150+
19- 9	0- 0	0- 2		OVERALL		0- 1		2- 3		17- 3	
8- 2	0- 0	0- 1		HOME		0- 0		1- 1		7- 0	
8- 6	0- 0	0- 1		AWAY		0- 1		1- 2		7- 2	
3- 1	0- 0	0- 0		NEUTRAL		0- 0		0- 0		3- 1	
4- 3	0- 0	0- 0		NON-CONFERENCE		0- 1		0- 0		4- 2	
0- 0	0- 0	0- 0		HOME		0- 0		0- 0		0- 0	
1- 2	0- 0	0- 0		AWAY		0- 1		0- 0		1- 1	
3- 1	0- 0	0- 0		NEUTRAL		0- 0		0- 0		3- 1	
15- 6	0- 0	0- 2		CONFERENCE		0- 0		2- 3		13- 1	
8- 2	0- 0	0- 1		HOME		0- 0		1- 1		7- 0	
7- 4	0- 0	0- 1		AWAY		0- 0		1- 2		6- 1	
0- 0	0- 0	0- 0		NEUTRAL		0- 0		0- 0		0- 0	
RPI S	Opponent	Score	RPI S	Opponent	Score	RPI S	Opponent	Score	RPI S	Opponent	Score
			34 A	Lipscomb	0 3	56 A	Southern Miss.	1 3	114 A	Belmont	0 3
			34 H	Lipscomb	0 3				114 H	Belmont	1 3
									119 A	Fla. Gulf Coast	3 2
									119 A	Fla. Gulf Coast	0 3
									119 H	Fla. Gulf Coast	3 2
									162 N	Sam Houston St.	3 0
									164 A	Kennesaw St.	3 1
									164 H	Kennesaw St.	3 0
									173 A	UCF	1 3
									202 A	Mercer	3 0
									202 H	Mercer	3 1
									208 A	Campbell	3 1
									208 H	Campbell	3 0
									243 A	East Tenn. St.	2 3
									243 H	East Tenn. St.	3 1
									249 N	Fla. Atlantic	3 0
									264 A	North Fla.	3 2
									264 H	North Fla.	3 0
									270 N	Louisiana Tech	1 3
									284 A	S.C. Upstate	3 0
									284 H	S.C. Upstate	3 0
									286 A	Bethune-Cookman	3 0
									286 N	Bethune-Cookman	3 0
									304 A	Stetson	3 0
									304 H	Stetson	3 0
			LAST 10 GAMES								
			119 A	Fla. Gulf Coast	0 3	114 H	Belmont	1 3			
			202 H	Mercer	3 1	34 H	Lipscomb	0 3			
			164 H	Kennesaw St.	3 0	284 A	S.C. Upstate	3 0			
			243 A	East Tenn. St.	2 3	119 A	Fla. Gulf Coast	3 2			
			208 A	Campbell	3 1	304 A	Stetson	3 0			

Non-Div. I Games:

Jacksonville

Average RPI Win: 247		WON-LOST	WINNING	LAST 10	STRENGTH OF	OPP. STRENGTH	TEAM	ADJ	CONF.	ADJ CONF.				
Average RPI Loss: 131		RECORD	PCT. RANK	GAMES	SCHEDULE	OF SCHEDULE	RPI	RPI	RPI	RPI				
DIV. I ONLY		11- 19	.36667	240	5- 5	178	181	222	.44049	225	14	14		
DIV. I NON-CONF.		7- 9	.4375	202	1- 0	248	245	243	.42558	244	14	15		
<hr/>														
TOTALS		RPI 1-25		RPI 26-50		W-L RECORDS		RPI 51-100		RPI 101-150		RPI 150+		
11- 19		0- 0		1- 1		OVERALL		0- 5		0- 7		10- 6		
7- 5		0- 0		1- 0		HOME		0- 2		0- 1		6- 2		
1- 10		0- 0		0- 1		AWAY		0- 2		0- 5		1- 2		
3- 4		0- 0		0- 0		NEUTRAL		0- 1		0- 1		3- 2		
7- 9		0- 0		0- 0		NON-CONFERENCE		0- 1		0- 4		7- 4		
3- 2		0- 0		0- 0		HOME		0- 0		0- 0		3- 2		
1- 3		0- 0		0- 0		AWAY		0- 0		0- 3		1- 0		
3- 4		0- 0		0- 0		NEUTRAL		0- 1		0- 1		3- 2		
4- 10		0- 0		1- 1		CONFERENCE		0- 4		0- 3		3- 2		
4- 3		0- 0		1- 0		HOME		0- 2		0- 1		3- 0		
0- 7		0- 0		0- 1		AWAY		0- 2		0- 2		0- 2		
0- 0		0- 0		0- 0		NEUTRAL		0- 0		0- 0		0- 0		
RPI	S	Opponent		Score	RPI	S	Opponent		Score	RPI	S	Opponent		Score
					46	A	Delaware		0 3	60	A	George Mason		1 3
					46	H	Delaware		3 2	60	H	George Mason		1 3
										64	N	Northwestern		0 3
										69	A	VCU		1 3
										69	H	VCU		0 3

Non-Div. I Games:

James Madison

Average RPI Win:		164	WON-LOST RECORD		12- 18	.4	217	4- 6	66	16	126	.5237	112	3	3
Average RPI Loss:		29			6- 4	.6	123	0- 0	152	38	106	.53414	105	3	3
DIV. I ONLY															
DIV. I NON-CONF.															
TOTALS		RPI 1-25		RPI 26-50		W-L RECORDS		RPI 51-100		RPI 101-150		RPI 150+			
12- 18		0- 8		1- 6		OVERALL		2- 4		2- 0		7- 0			
7- 8		0- 3		1- 3		HOME		1- 2		1- 0		4- 0			
3- 8		0- 3		0- 3		AWAY		1- 2		1- 0		1- 0			
2- 2		0- 2		0- 0		NEUTRAL		0- 0		0- 0		2- 0			
6- 4		0- 2		0- 1		NON-CONFERENCE		1- 1		0- 0		5- 0			
3- 2		0- 0		0- 1		HOME		0- 1		0- 0		3- 0			
1- 0		0- 0		0- 0		AWAY		1- 0		0- 0		0- 0			
2- 2		0- 2		0- 0		NEUTRAL		0- 0		0- 0		2- 0			
6- 14		0- 6		1- 5		CONFERENCE		1- 3		2- 0		2- 0			
4- 6		0- 3		1- 2		HOME		1- 1		1- 0		1- 0			
2- 8		0- 3		0- 3		AWAY		0- 2		1- 0		1- 0			
0- 0		0- 0		0- 0		NEUTRAL		0- 0		0- 0		0- 0			
RPI	S	Opponent	Score	RPI	S	Opponent	Score	RPI	S	Opponent	Score	RPI	S	Opponent	Score
1	A	Texas	0 3	26	H	Kentucky	1 3	57	A	Kansas	0 3	136	A	Colorado	3 1
1	H	Texas	0 3	33	A	Baylor	1 3	57	H	Kansas	0 3	136	H	Colorado	3 0
6	A	Iowa St.	0 3	33	H	Baylor	1 3	63	H	Purdue	2 3	181	N	Cal Poly	3 1
6	H	Iowa St.	0 3	40	A	Texas A&M	0 3	65	A	Missouri	0 3	199	H	UMKC	3 1
8	N	Minnesota	2 3	40	H	Texas A&M	3 2	65	H	Missouri	3 1	207	A	Texas Tech	3 1
11	N	Michigan	1 3	49	A	Oklahoma	1 3	96	A	BYU	3 2	207	H	Texas Tech	3 1
12	A	Nebraska	0 3	49	H	Oklahoma	1 3					212	H	South Dakota	3 1
12	H	Nebraska	0 3									228	H	Portland	3 2
												260	N	Weber St.	3 0
				LAST 10 GAMES											
				207	A	Texas Tech	3 1	57	A	Kansas	0 3				
				12	H	Nebraska	0 3	207	H	Texas Tech	3 1				
				136	H	Colorado	3 0	40	H	Texas A&M	3 2				
				1	A	Texas	0 3	49	A	Oklahoma	1 3				
				6	H	Iowa St.	0 3	65	A	Missouri	0 3				

Non-Div. I Games:

Kansas St.

Average RPI Win:	123	WON-LOST	WINNING	LAST 10	STRENGTH OF	OPP. STRENGTH	TEAM	ADJ	CONF.	ADJ CONF.		
Average RPI Loss:	27	RECORD	PCT. RANK	GAMES	SCHEDULE	OF SCHEDULE	RPI	RPI	RPI	RPI		
DIV. I ONLY		16- 14	.53333	143	5- 5	29	22	62	.57919	57	3	3
DIV. I NON-CONF.		8- 2	.8	40	1- 0	31	59	19	.6479	20	3	3
<hr/>												
TOTALS	RPI 1-25	RPI 26-50		W-L RECORDS		RPI 51-100		RPI 101-150		RPI 150+		
16- 14	0- 7	3- 5		OVERALL		3- 2		5- 0		5- 0		
8- 6	0- 4	3- 1		HOME		1- 1		2- 0		2- 0		
4- 8	0- 3	0- 4		AWAY		0- 1		3- 0		1- 0		
4- 0	0- 0	0- 0		NEUTRAL		2- 0		0- 0		2- 0		
<hr/>												
8- 2	0- 1	1- 1		NON-CONFERENCE		3- 0		1- 0		3- 0		
3- 1	0- 1	1- 0		HOME		1- 0		0- 0		1- 0		
1- 1	0- 0	0- 1		AWAY		0- 0		1- 0		0- 0		
4- 0	0- 0	0- 0		NEUTRAL		2- 0		0- 0		2- 0		
<hr/>												
8- 12	0- 6	2- 4		CONFERENCE		0- 2		4- 0		2- 0		
5- 5	0- 3	2- 1		HOME		0- 1		2- 0		1- 0		
3- 7	0- 3	0- 3		AWAY		0- 1		2- 0		1- 0		
0- 0	0- 0	0- 0		NEUTRAL		0- 0		0- 0		0- 0		
<hr/>												
RPI S	Opponent	Score	RPI S	Opponent	Score	RPI S	Opponent	Score	RPI S	Opponent	Score	
1 A	Texas	0 3	31 A	Middle Tenn.	1 3	53 N	Xavier	3 1	112 A	Kansas St.	3 0	
1 H	Texas	0 3	33 A	Baylor	0 3	65 A	Missouri	1 3	112 H	Kansas St.	3 0	
6 A	Iowa St.	0 3	33 H	Baylor	3 1	65 H	Missouri	1 3	136 A	Colorado	3 0	
6 H	Iowa St.	0 3	34 H	Lipscomb	3 1	83 H	Creighton	3 1	136 H	Colorado	3 1	
12 A	Nebraska	0 3	40 A	Texas A&M	0 3	85 N	Jacksonville St.	3 0	137 A	Arkansas	3 0	
12 H	Nebraska	0 3	40 H	Texas A&M	1 3				183 N	Murray St.	3 0	
15 H	FIU	1 3	49 A	Oklahoma	0 3				199 H	UMKC	3 0	
			49 H	Oklahoma	3 2				200 N	North Texas	3 0	
									207 A	Texas Tech	3 0	
									207 H	Texas Tech	3 0	
<hr/>												
LAST 10 GAMES												
	1 A	Texas	0 3		112 H	Kansas St.	3 0					
	207 H	Texas Tech	3 0		49 A	Oklahoma	0 3					
	12 H	Nebraska	0 3		136 A	Colorado	3 0					
	6 A	Iowa St.	0 3		40 H	Texas A&M	1 3					
	33 H	Baylor	3 1		199 H	UMKC	3 0					

Non-Div. I Games:

Kansas

Average RPI Win:	248	WON-LOST	WINNING	LAST 10	STRENGTH OF	OPP. STRENGTH	TEAM	ADJ	CONF.	ADJ CONF.	
Average RPI Loss:	131	RECORD	PCT. RANK	GAMES	SCHEDULE	OF SCHEDULE	RPI	RPI	RPI	RPI	
DIV. I ONLY	17- 12	.58621	120	7- 3	238	245	164	.48315	164	20	18
DIV. I NON-CONF.	6- 2	.75	54	1- 0	218	296	121	.5185	124	20	19
<hr/>											
TOTALS	RPI 1-25	RPI 26-50		W-L RECORDS		RPI 51-100		RPI 101-150		RPI 150+	
17- 12	0- 0	0- 2		OVERALL		0- 0		1- 7		16- 3	
8- 5	0- 0	0- 1		HOME		0- 0		1- 2		7- 2	
7- 6	0- 0	0- 1		AWAY		0- 0		0- 4		7- 1	
2- 1	0- 0	0- 0		NEUTRAL		0- 0		0- 1		2- 0	
<hr/>											
6- 2	0- 0	0- 0		NON-CONFERENCE		0- 0		0- 1		6- 1	
3- 0	0- 0	0- 0		HOME		0- 0		0- 0		3- 0	
1- 2	0- 0	0- 0		AWAY		0- 0		0- 1		1- 1	
2- 0	0- 0	0- 0		NEUTRAL		0- 0		0- 0		2- 0	
<hr/>											
11- 10	0- 0	0- 2		CONFERENCE		0- 0		1- 6		10- 2	
5- 5	0- 0	0- 1		HOME		0- 0		1- 2		4- 2	
6- 4	0- 0	0- 1		AWAY		0- 0		0- 3		6- 0	
0- 1	0- 0	0- 0		NEUTRAL		0- 0		0- 1		0- 0	
<hr/>											
RPI S	Opponent	Score	RPI S	Opponent	Score	RPI S	Opponent	Score	RPI S	Opponent	Score
			34 A	Lipscomb	0 3				114 A	Belmont	2 3
			34 H	Lipscomb	0 3				114 H	Belmont	3 1
									114 N	Belmont	0 3
									119 A	Fla. Gulf Coast	0 3
									119 H	Fla. Gulf Coast	2 3
									123 A	Jacksonville	0 3
									123 H	Jacksonville	1 3
									138 A	Toledo	1 3
									201 A	Georgia St.	1 3
									202 A	Mercer	3 1
									202 H	Mercer	3 1
									208 A	Campbell	3 0
									208 H	Campbell	1 3
									209 N	Marist	3 2
									230 H	Nicholls St.	3 2
									234 A	Chattanooga	3 0
									237 H	Alabama A&M	3 2
									243 A	East Tenn. St.	3 2
									243 H	East Tenn. St.	2 3
									264 A	North Fla.	3 2
									264 H	North Fla.	3 0
			LAST 10 GAMES						284 A	S.C. Upstate	3 1
			114 N	Belmont	0 3	284 H	S.C. Upstate	3 0	284 H	S.C. Upstate	3 0
			264 A	North Fla.	3 2	234 A	Chattanooga	3 0	304 A	Stetson	3 1
			123 A	Jacksonville	0 3	243 A	East Tenn. St.	3 2	304 H	Stetson	3 0
			304 H	Stetson	3 0	208 A	Campbell	3 0	317 H	Rider	3 1
			119 H	Fla. Gulf Coast	2 3	114 H	Belmont	3 1	318 N	Bryant	3 1

Non-Div. I Games:

Kennesaw St.

Average RPI Win:	201	WON-LOST	WINNING	LAST 10	STRENGTH OF	OPP. STRENGTH	TEAM	ADJ	CONF.	ADJ CONF.	
Average RPI Loss:	120	RECORD	PCT. RANK	GAMES	SCHEDULE	OF SCHEDULE	RPI	RPI	RPI	RPI	
DIV. I ONLY	14- 17	.45161	191	3- 7	138	148	167	.47955	172	13	13
DIV. I NON-CONF.	7- 7	.5	171	0- 0	133	217	151	.49654	150	13	12
<hr/>											
TOTALS	RPI 1-25	RPI 26-50		W-L RECORDS		RPI 51-100		RPI 101-150		RPI 150+	
14- 17	0- 0	0- 2		OVERALL		0- 4		1- 5		13- 6	
8- 4	0- 0	0- 1		HOME		0- 0		0- 2		8- 1	
3- 9	0- 0	0- 1		AWAY		0- 3		1- 2		2- 3	
3- 4	0- 0	0- 0		NEUTRAL		0- 1		0- 1		3- 2	
7- 7	0- 0	0- 0		NON-CONFERENCE		0- 3		0- 2		7- 2	
3- 0	0- 0	0- 0		HOME		0- 0		0- 0		3- 0	
1- 3	0- 0	0- 0		AWAY		0- 2		0- 1		1- 0	
3- 4	0- 0	0- 0		NEUTRAL		0- 1		0- 1		3- 2	
7- 10	0- 0	0- 2		CONFERENCE		0- 1		1- 3		6- 4	
5- 4	0- 0	0- 1		HOME		0- 0		0- 2		5- 1	
2- 6	0- 0	0- 1		AWAY		0- 1		1- 1		1- 3	
0- 0	0- 0	0- 0		NEUTRAL		0- 0		0- 0		0- 0	
RPI S	Opponent	Score	RPI S	Opponent	Score	RPI S	Opponent	Score	RPI S	Opponent	Score
			27 A Ohio		0 3	51 A Pittsburgh		1 3	102 A Miami (OH)		3 0
			27 H Ohio		0 3	60 A George Mason		2 3	102 H Miami (OH)		1 3
						61 A Western Mich.		1 3	118 A Central Mich.		0 3
						100 N Drake		0 3	125 N Morehead St.		2 3
									127 A IPFW		1 3
									138 H Toledo		2 3
									151 N Evansville		3 2
									152 H Ball St.		3 0
									153 H Butler		3 2
									153 N Butler		0 3
									158 A Northern Ill.		0 3
									159 A Buffalo		1 3
									159 H Buffalo		3 0
									159 H Buffalo		2 3
									192 A Bowling Green		2 3
									192 H Bowling Green		3 0
									193 A Akron		3 1
									193 H Akron		3 0
									203 H Utah St.		3 2
									204 A Wright St.		3 2
									255 H Eastern Mich.		3 0
									271 H Robert Morris		3 0
									275 N Cornell		3 0
									281 N Eastern Ill.		1 3
									311 N St. Peter's		3 0
<hr/>											
			LAST 10 GAMES								
			159 H Buffalo		2 3	118 A Central Mich.		0 3	275 N Cornell		3 0
			102 A Miami (OH)		3 0	27 H Ohio		0 3	281 N Eastern Ill.		1 3
			192 A Bowling Green		2 3	158 A Northern Ill.		0 3	311 N St. Peter's		3 0
			159 H Buffalo		3 0	61 A Western Mich.		1 3			
			193 H Akron		3 0	138 H Toledo		2 3			

Non-Div. I Games:

Kent St.

Average RPI Win:	121	WON-LOST RECORD	WINNING PCT. RANK	LAST 10 GAMES	STRENGTH OF SCHEDULE	OPP. STRENGTH OF SCHEDULE	TEAM RPI	ADJ RPI	CONF. RPI	ADJ CONF. RPI		
DIV. I ONLY		27- 4	.87097	10	8- 2	109	33	28	.63326	26	4	4
DIV. I NON-CONF.		10- 1	.90909	14	0- 0	179	28	44	.6107	43	4	4
<hr/>												
TOTALS	RPI 1-25	RPI 26-50		W-L RECORDS		RPI 51-100		RPI 101-150		RPI 150+		
27- 4	4- 3	1- 1		OVERALL		5- 0		7- 0		10- 0		
12- 2	2- 2	1- 0		HOME		2- 0		3- 0		4- 0		
11- 2	2- 1	0- 1		AWAY		2- 0		4- 0		3- 0		
4- 0	0- 0	0- 0		NEUTRAL		1- 0		0- 0		3- 0		
10- 1	1- 0	1- 1		NON-CONFERENCE		3- 0		1- 0		4- 0		
4- 0	1- 0	1- 0		HOME		1- 0		0- 0		1- 0		
2- 1	0- 0	0- 1		AWAY		1- 0		1- 0		0- 0		
4- 0	0- 0	0- 0		NEUTRAL		1- 0		0- 0		3- 0		
17- 3	3- 3	0- 0		CONFERENCE		2- 0		6- 0		6- 0		
8- 2	1- 2	0- 0		HOME		1- 0		3- 0		3- 0		
9- 1	2- 1	0- 0		AWAY		1- 0		3- 0		3- 0		
0- 0	0- 0	0- 0		NEUTRAL		0- 0		0- 0		0- 0		
RPI S	Opponent	Score	RPI S	Opponent	Score	RPI S	Opponent	Score	RPI S	Opponent	Score	
13 A	LSU	3 0	38 A	Louisville	2 3	63 N	Purdue	3 1	104 A	Georgia	3 0	
13 H	LSU	3 2	43 H	Cincinnati	3 2	64 H	Northwestern	3 1	104 H	Georgia	3 1	
14 A	Florida	3 2				77 A	Auburn	3 1	105 A	South Carolina	3 2	
14 H	Florida	1 3				77 H	Auburn	3 0	105 H	South Carolina	3 0	
15 H	FIU	3 0				80 A	Indiana	3 1	112 A	Kansas St.	3 1	
17 A	Tennessee	2 3							137 A	Arkansas	3 1	
17 H	Tennessee	1 3							137 H	Arkansas	3 0	
									160 A	Mississippi	3 0	
									160 H	Mississippi	3 0	
									161 A	Alabama	3 0	
									161 H	Alabama	3 1	
									183 N	Murray St.	3 0	
									188 A	Mississippi St.	3 0	
									188 H	Mississippi St.	3 0	
									228 N	Portland	3 0	
									285 H	Western Caro.	3 0	
									292 N	UT Martin	3 0	
			LAST 10 GAMES									
			17 A	Tennessee	2 3	188 H	Mississippi St.	3 0				
			14 H	Florida	1 3	161 H	Alabama	3 1				
			105 H	South Carolina	3 0	160 A	Mississippi	3 0				
			77 A	Auburn	3 1	137 A	Arkansas	3 1				
			104 A	Georgia	3 0	13 H	LSU	3 2				

Non-Div. I Games:

Kentucky

Average RPI Win: 274		WON-LOST RECORD		WINNING PCT. RANK		LAST 10 GAMES		STRENGTH OF SCHEDULE		OPP. STRENGTH OF SCHEDULE		TEAM RPI		ADJ RPI		CONF. RPI		ADJ CONF. RPI	
DIV. I ONLY		9- 24		.27273 282		2- 8		215		229		274		.38802 273		15		15	
DIV. I NON-CONF.		6- 9		.4 211		0- 0		187		268		224		.4418 222		15		14	
TOTALS		RPI 1-25		RPI 26-50		W-L RECORDS		RPI 51-100		RPI 101-150		RPI 150+							
9- 24		0- 3		0- 2		OVERALL		0- 2		1- 6		8- 11							
1- 9		0- 1		0- 1		HOME		0- 1		0- 3		1- 3							
2- 12		0- 1		0- 0		AWAY		0- 0		1- 3		1- 8							
6- 3		0- 1		0- 1		NEUTRAL		0- 1		0- 0		6- 0							
6- 9		0- 2		0- 1		NON-CONFERENCE		0- 1		0- 1		6- 4							
0- 0		0- 0		0- 0		HOME		0- 0		0- 0		0- 0							
0- 6		0- 1		0- 0		AWAY		0- 0		0- 1		0- 4							
6- 3		0- 1		0- 1		NEUTRAL		0- 1		0- 0		6- 0							
3- 15		0- 1		0- 1		CONFERENCE		0- 1		1- 5		2- 7							
1- 9		0- 1		0- 1		HOME		0- 1		0- 3		1- 3							
2- 6		0- 0		0- 0		AWAY		0- 0		1- 2		1- 4							
0- 0		0- 0		0- 0		NEUTRAL		0- 0		0- 0		0- 0							
RPI	S	Opponent		Score		RPI	S	Opponent		Score		RPI	S	Opponent		Score			
12	N	Nebraska		0	3	31	H	Middle Tenn.		0	3	72	H	Western Ky.		0	3		
13	A	LSU		0	3	35	N	Tulane		0	3	91	N	Central Ark.		0	3		
15	H	FIU		0	3							111	A	New Orleans		3	2		
												111	H	New Orleans		0	3		
												145	A	Stephen F. Austin		0	3		
												146	A	Denver		0	3		
												146	H	Denver		0	3		
												148	A	Arkansas St.		1	3		
												148	H	Arkansas St.		0	3		
												162	A	Sam Houston St.		2	3		
												167	A	UALR		0	3		
												167	H	UALR		1	3		
												179	A	Troy		0	3		
												198	A	McNeese St.		0	3		
												200	A	North Texas		0	3		
												200	H	North Texas		2	3		
												249	H	Fla. Atlantic		2	3		
												250	A	South Ala.		2	3		
												266	N	Southern Utah		3	0		
												280	N	Delaware St.		3	0		
												287	N	Tex.-Pan American		3	1		
												287	N	Tex.-Pan American		3	0		
												290	A	Northwestern St.		0	3		
												293	N	Prairie View		3	2		
												307	A	La.-Monroe		3	0		
												307	H	La.-Monroe		3	1		
												313	A	Centenary (LA)		2	3		
												327	N	Alcorn St.		3	0		
						LAST 10 GAMES													
						307 A La.-Monroe 3 0						249 H Fla. Atlantic 2 3							
						111 H New Orleans 0 3						72 H Western Ky. 0 3							
						200 A North Texas 0 3						31 H Middle Tenn. 0 3							
						146 A Denver 0 3						111 A New Orleans 3 2							
						15 H FIU 0 3						167 A UALR 0 3							

Non-Div. I Games:

La.-Lafayette

Average RPI Win:		314	WON-LOST RECORD		WINNING PCT. RANK	LAST 10 GAMES	STRENGTH OF SCHEDULE		OPP. STRENGTH OF SCHEDULE	TEAM RPI	ADJ RPI	CONF. RPI	ADJ CONF. RPI
Average RPI Loss:		174											
DIV. I ONLY			3- 30		.09091 319	0- 10	217		258	304	.31222 307	15	15
DIV. I NON-CONF.			3- 12		.2 285	0- 0	206		299	286	.35911 289	15	14
TOTALS		RPI 1-25	RPI 26-50		W-L RECORDS		RPI 51-100		RPI 101-150		RPI 150+		
3- 30	0- 1		0- 1		OVERALL		0- 4		0- 7		3- 17		
0- 14	0- 1		0- 1		HOME		0- 2		0- 3		0- 7		
1- 11	0- 0		0- 0		AWAY		0- 1		0- 4		1- 6		
2- 5	0- 0		0- 0		NEUTRAL		0- 1		0- 0		2- 4		
3- 12	0- 0		0- 0		NON-CONFERENCE		0- 3		0- 1		3- 8		
0- 4	0- 0		0- 0		HOME		0- 1		0- 0		0- 3		
1- 3	0- 0		0- 0		AWAY		0- 1		0- 1		1- 1		
2- 5	0- 0		0- 0		NEUTRAL		0- 1		0- 0		2- 4		
0- 18	0- 1		0- 1		CONFERENCE		0- 1		0- 6		0- 9		
0- 10	0- 1		0- 1		HOME		0- 1		0- 3		0- 4		
0- 8	0- 0		0- 0		AWAY		0- 0		0- 3		0- 5		
0- 0	0- 0		0- 0		NEUTRAL		0- 0		0- 0		0- 0		
RPI S	Opponent	Score	RPI S	Opponent	Score	RPI S	Opponent	Score	RPI S	Opponent	Score		
15 H	FIU	0 3	31 H	Middle Tenn.	0 3	56 H	Southern Miss.	0 3	111 A	New Orleans	0 3		
						56 N	Southern Miss.	0 3	111 H	New Orleans	0 3		
						72 H	Western Ky.	0 3	141 A	Samford	0 3		
						91 A	Central Ark.	0 3	146 A	Denver	0 3		
									146 H	Denver	1 3		
									148 A	Arkansas St.	0 3		
									148 H	Arkansas St.	0 3		
									167 A	UALR	0 3		
									167 H	UALR	0 3		
									179 A	Troy	0 3		
									198 H	McNeese St.	0 3		
									200 A	North Texas	0 3		
									200 H	North Texas	0 3		
									201 A	Georgia St.	1 3		
									224 N	Presbyterian	2 3		
									248 N	Air Force	0 3		
									249 H	Fla. Atlantic	0 3		
									250 A	South Ala.	0 3		
									258 H	Grambling	2 3		
									270 N	Louisiana Tech	0 3		
									273 A	La.-Lafayette	1 3		
									273 H	La.-Lafayette	0 3		
						273 H	La.-Lafayette	0 3	289 A	Jackson St.	3 0		
						111 H	New Orleans	0 3	289 H	Jackson St.	0 3		
						111 A	New Orleans	0 3	291 N	Tennessee St.	0 3		
						146 A	Denver	0 3	324 N	N.C. A&T	3 0		
						200 A	North Texas	0 3	329 N	Ark.-Pine Bluff	3 0		
LAST 10 GAMES						15 H	FIU	0 3	167 A	UALR	0 3		

Non-Div. I Games:

La.-Monroe

Average RPI Win:		300	WON-LOST RECORD		WINNING PCT. RANK	LAST 10 GAMES	STRENGTH OF SCHEDULE	OPP. STRENGTH OF SCHEDULE	TEAM RPI	ADJ RPI	CONF. RPI	ADJ CONF. RPI
Average RPI Loss:		161										
DIV. I ONLY			3- 30		.09091 319	0- 10	172	238	296	.33056 298	12	12
DIV. I NON-CONF.			3- 14		.17647 298	0- 0	223	312	294	.33478 300	11	13
TOTALS		RPI 1-25	RPI 26-50		W-L RECORDS		RPI 51-100		RPI 101-150		RPI 150+	
3- 30	0- 3		0- 0		OVERALL		0- 7		0- 4		3- 16	
2- 13	0- 1		0- 0		HOME		0- 3		0- 2		2- 7	
0- 11	0- 2		0- 0		AWAY		0- 3		0- 1		0- 5	
1- 6	0- 0		0- 0		NEUTRAL		0- 1		0- 1		1- 4	
3- 14	0- 0		0- 0		NON-CONFERENCE		0- 1		0- 2		3- 11	
2- 5	0- 0		0- 0		HOME		0- 0		0- 1		2- 4	
0- 4	0- 0		0- 0		AWAY		0- 1		0- 0		0- 3	
1- 5	0- 0		0- 0		NEUTRAL		0- 0		0- 1		1- 4	
0- 16	0- 3		0- 0		CONFERENCE		0- 6		0- 2		0- 5	
0- 8	0- 1		0- 0		HOME		0- 3		0- 1		0- 3	
0- 7	0- 2		0- 0		AWAY		0- 2		0- 1		0- 2	
0- 1	0- 0		0- 0		NEUTRAL		0- 1		0- 0		0- 0	
RPI S	Opponent	Score	RPI S	Opponent	Score	RPI S	Opponent	Score	RPI S	Opponent	Score	
19 A	Dayton	0 3				53 A	Xavier	0 3	110 H	Cleveland St.	0 3	
19 H	Dayton	0 3				53 H	Xavier	0 3	117 N	Villanova	1 3	
24 A	St. Louis	0 3				86 H	George Washington	0 3	149 A	Charlotte	0 3	
						88 A	Temple	1 3	149 H	Charlotte	0 3	
						88 H	Temple	0 3	155 N	Georgetown	0 3	
						88 N	Temple	0 3	169 A	Duquesne	0 3	
						89 A	Penn	1 3	169 H	Duquesne	0 3	
									170 N	Md.-East. Shore	0 3	
									195 A	UNC Greensboro	0 3	
									205 A	Rhode Island	0 3	
									205 H	Rhode Island	1 3	
									215 H	Fordham	0 3	
									235 N	High Point	0 3	
									248 H	Air Force	2 3	
									272 N	North Carolina St.	1 3	
									274 H	Lehigh	1 3	
									279 H	Canisius	0 3	
									280 A	Delaware St.	1 3	
									280 H	Delaware St.	3 0	
									309 N	Norfolk St.	3 1	
									311 H	St. Peter's	3 2	
									317 A	Rider	1 3	
									320 H	Fairleigh Dickinson	2 3	
LAST 10 GAMES												
			169 H	Duquesne	0 3		149 A	Charlotte	0 3			
			205 A	Rhode Island	0 3		169 A	Duquesne	0 3			
			88 A	Temple	1 3		24 A	St. Louis	0 3			
			19 H	Dayton	0 3		215 H	Fordham	0 3			
			53 H	Xavier	0 3		205 H	Rhode Island	1 3			

Non-Div. I Games:

La Salle

Average RPI Win:	294	WON-LOST	WINNING	LAST 10	STRENGTH OF	OPP. STRENGTH	TEAM	ADJ	CONF.	ADJ CONF.	
Average RPI Loss:	183	RECORD	PCT. RANK	GAMES	SCHEDULE	OF SCHEDULE	RPI	RPI	RPI	RPI	
DIV. I ONLY	14- 13	.51852	150	3- 7	298	302	257	.4148	251	27	27
DIV. I NON-CONF.	9- 4	.69231	83	0- 1	298	322	209	.4553	211	28	28
<hr/>											
TOTALS	RPI 1-25	RPI 26-50	W-L RECORDS			RPI 51-100	RPI 101-150	RPI 150+			
14- 13	0- 0	0- 0	OVERALL			0- 2	1- 4	13- 7			
9- 7	0- 0	0- 0	HOME			0- 0	1- 2	8- 5			
5- 5	0- 0	0- 0	AWAY			0- 1	0- 2	5- 2			
0- 1	0- 0	0- 0	NEUTRAL			0- 1	0- 0	0- 0			
<hr/>											
9- 4	0- 0	0- 0	NON-CONFERENCE			0- 2	1- 0	8- 2			
7- 2	0- 0	0- 0	HOME			0- 0	1- 0	6- 2			
2- 1	0- 0	0- 0	AWAY			0- 1	0- 0	2- 0			
0- 1	0- 0	0- 0	NEUTRAL			0- 1	0- 0	0- 0			
<hr/>											
5- 9	0- 0	0- 0	CONFERENCE			0- 0	0- 4	5- 5			
2- 5	0- 0	0- 0	HOME			0- 0	0- 2	2- 3			
3- 4	0- 0	0- 0	AWAY			0- 0	0- 2	3- 2			
0- 0	0- 0	0- 0	NEUTRAL			0- 0	0- 0	0- 0			
<hr/>											
RPI S	Opponent	Score	RPI S	Opponent	Score	RPI S	Opponent	Score	RPI S	Opponent	Score
						68 N	South Fla.	0 3	101 A	Army	0 3
						92 A	Col. of Charleston	0 3	101 H	Army	0 3
									140 A	American	0 3
									140 H	American	0 3
									150 H	Niagara	3 1
									185 A	Colgate	0 3
									185 H	Colgate	1 3
									196 H	NJIT	0 3
									274 A	Lehigh	3 1
									274 H	Lehigh	2 3
									280 H	Delaware St.	3 1
									288 A	Bucknell	0 3
									288 H	Bucknell	3 1
									295 A	Navy	3 0
									295 H	Navy	2 3
									296 H	Manhattan	3 1
									305 H	Providence	3 2
									311 H	St. Peter's	1 3
									314 H	Howard	3 1
									315 A	Holy Cross	3 0
									315 H	Holy Cross	3 0
									317 H	Rider	3 0
									320 H	Fairleigh Dickinson	3 0
									323 A	St. Francis (NY)	3 0
									330 A	Coppin St.	3 0
			LAST 10 GAMES								
			315 A	Holy Cross	3 0	140 A	American	0 3	320 H	Fairleigh Dickinson	3 0
			101 A	Army	0 3	295 A	Navy	3 0	323 A	St. Francis (NY)	3 0
			288 H	Bucknell	3 1	185 A	Colgate	0 3	330 A	Coppin St.	3 0
			185 H	Colgate	1 3	288 A	Bucknell	0 3			
			274 H	Lehigh	2 3	196 H	NJIT	0 3			

Non-Div. I Games:

Lafayette

Average RPI Win:	206	WON-LOST RECORD	WINNING PCT. RANK	LAST 10 GAMES	STRENGTH OF SCHEDULE	OPP. STRENGTH OF SCHEDULE	TEAM RPI	ADJ RPI	CONF. RPI	ADJ CONF. RPI	
Average RPI Loss:	147										
DIV. I ONLY		15- 14	.51724 151	4- 6	182	197	160	.48007 171	23	20	
DIV. I NON-CONF.		5- 6	.45455 196	0- 0	135	171	164	.48264 172	21	21	
<hr/>											
TOTALS	RPI 1-25	RPI 26-50		W-L RECORDS	RPI 51-100		RPI 101-150		RPI 150+		
15- 14	0- 0	0- 0		OVERALL	1- 3		1- 4		13- 7		
6- 2	0- 0	0- 0		HOME	0- 0		1- 1		5- 1		
4- 7	0- 0	0- 0		AWAY	0- 3		0- 1		4- 3		
5- 5	0- 0	0- 0		NEUTRAL	1- 0		0- 2		4- 3		
<hr/>											
5- 6	0- 0	0- 0		NON-CONFERENCE	1- 2		0- 1		4- 3		
0- 0	0- 0	0- 0		HOME	0- 0		0- 0		0- 0		
1- 2	0- 0	0- 0		AWAY	0- 2		0- 0		1- 0		
4- 4	0- 0	0- 0		NEUTRAL	1- 0		0- 1		3- 3		
<hr/>											
10- 8	0- 0	0- 0		CONFERENCE	0- 1		1- 3		9- 4		
6- 2	0- 0	0- 0		HOME	0- 0		1- 1		5- 1		
3- 5	0- 0	0- 0		AWAY	0- 1		0- 1		3- 3		
1- 1	0- 0	0- 0		NEUTRAL	0- 0		0- 1		1- 0		
<hr/>											
RPI S	Opponent	Score	RPI S	Opponent	Score	RPI S	Opponent	Score	RPI S	Opponent	Score
						54 A	Albany (NY)	1 3	106 A	Texas St.	2 3
						89 N	Penn	3 0	106 H	Texas St.	3 0
						91 A	Central Ark.	0 3	106 N	Texas St.	1 3
						94 A	Cal St. Fullerton	1 3	118 N	Central Mich.	0 3
									145 H	Stephen F. Austin	0 3
									162 A	Sam Houston St.	0 3
									162 H	Sam Houston St.	3 1
									175 A	UTSA	2 3
									175 H	UTSA	3 1
									178 N	Appalachian St.	0 3
									182 A	Texas-Arlington	1 3
									182 H	Texas-Arlington	3 0
									182 N	Texas-Arlington	3 1
									186 N	Seton Hall	3 1
									190 N	Idaho	0 3
									198 H	McNeese St.	2 3
									200 N	North Texas	3 0
									206 N	Hofstra	3 0
									230 H	Nicholls St.	3 2
									256 N	Cal St. Bakersfield	2 3
			259 A	Houston Baptist	3 1						
			265 A	Southeastern La.	3 1						
			276 A	A&M-Corpus Christi	3 1						
			276 H	A&M-Corpus Christi	3 0						
			290 A	Northwestern St.	3 0						
			145 H	Stephen F. Austin	0 3						
			198 H	McNeese St.	2 3						
<hr/>											
			LAST 10 GAMES								
			106 N	Texas St.	1 3	106 A	Texas St.	2 3			
			182 N	Texas-Arlington	3 1	175 H	UTSA	3 1			
			91 A	Central Ark.	0 3	276 H	A&M-Corpus Christi	3 0			
			290 A	Northwestern St.	3 0	145 H	Stephen F. Austin	0 3			
			182 A	Texas-Arlington	1 3	198 H	McNeese St.	2 3			

Non-Div. I Games:

Lamar

Average RPI Win:	293	WON-LOST	WINNING	LAST 10	STRENGTH OF	OPP. STRENGTH	TEAM	ADJ	CONF.	ADJ CONF.		
Average RPI Loss:	205	RECORD	PCT. RANK	GAMES	SCHEDULE	OF SCHEDULE	RPI	RPI	RPI	RPI		
DIV. I ONLY		14- 16	.46667	179	4- 6	305	300	275	.38539	27	27	
DIV. I NON-CONF.		7- 8	.46667	188	0- 0	323	320	292	.35425	28	28	
<hr/>												
TOTALS	RPI 1-25	RPI 26-50		W-L RECORDS		RPI 51-100		RPI 101-150		RPI 150+		
14- 16	0- 0	0- 0		OVERALL		0- 0		1- 6		13- 10		
7- 5	0- 0	0- 0		HOME		0- 0		1- 2		6- 3		
4- 9	0- 0	0- 0		AWAY		0- 0		0- 3		4- 6		
3- 2	0- 0	0- 0		NEUTRAL		0- 0		0- 1		3- 1		
<hr/>												
7- 8	0- 0	0- 0		NON-CONFERENCE		0- 0		0- 2		7- 6		
3- 2	0- 0	0- 0		HOME		0- 0		0- 1		3- 1		
1- 4	0- 0	0- 0		AWAY		0- 0		0- 0		1- 4		
3- 2	0- 0	0- 0		NEUTRAL		0- 0		0- 1		3- 1		
<hr/>												
7- 8	0- 0	0- 0		CONFERENCE		0- 0		1- 4		6- 4		
4- 3	0- 0	0- 0		HOME		0- 0		1- 1		3- 2		
3- 5	0- 0	0- 0		AWAY		0- 0		0- 3		3- 2		
0- 0	0- 0	0- 0		NEUTRAL		0- 0		0- 0		0- 0		
<hr/>												
RPI	S	Opponent	Score	RPI	S	Opponent	Score	RPI	S	Opponent	Score	
								101	A	Army	1	3
								101	A	Army	0	3
								101	H	Army	1	3
								134	N	IUPUI	0	3
								140	A	American	0	3
								140	H	American	3	1
								150	H	Niagara	1	3
								185	A	Colgate	0	3
								185	H	Colgate	2	3
								247	A	Columbia	2	3
								251	A	Lafayette	3	2
								251	H	Lafayette	1	3
								261	A	Towson	1	3
								278	A	Bradley	1	3
								280	H	Delaware St.	2	3
								284	N	S.C. Upstate	1	3
								288	A	Bucknell	0	3
								288	H	Bucknell	3	0
								295	A	Navy	3	2
								295	H	Navy	3	1
298	A	La Salle	3	1								
LAST 10 GAMES								300	A	Morgan St.	0	3
								305	H	Providence	3	2
								315	A	Holy Cross	3	1
								315	H	Holy Cross	3	0
								317	H	Rider	3	0
								318	N	Bryant	3	0
101	A	Army	0	3	251	A	Lafayette	3	2			
101	A	Army	1	3	295	A	Navy	3	2			
315	A	Holy Cross	3	1	140	A	American	0	3			
185	H	Colgate	2	3	288	A	Bucknell	0	3			
288	H	Bucknell	3	0	185	A	Colgate	0	3			

Non-Div. I Games:

Lehigh

RPI	S	Opponent	Score	
319	N	Chicago St.	3	0
320	N	Fairleigh Dickinson	3	1
323	H	St. Francis (NY)	3	0

Lehigh

L
e
h
i
g
h

L
e
h
i
g
h

Average RPI Win:	221	WON-LOST	WINNING	LAST 10	STRENGTH OF	OPP. STRENGTH	TEAM	ADJ	CONF.	ADJ CONF.		
Average RPI Loss:	115	RECORD	PCT. RANK	GAMES	SCHEDULE	OF SCHEDULE	RPI	RPI	RPI	RPI		
DIV. I ONLY		20- 14	.58824	118	6- 4	88	210	101	.52908	108	18	24
DIV. I NON-CONF.		5- 10	.33333	240	0- 2	77	119	168	.4901	154	26	26
<hr/>												
TOTALS	RPI 1-25	RPI 26-50		W-L RECORDS		RPI 51-100		RPI 101-150		RPI 150+		
20- 14	0- 0	0- 3		OVERALL		0- 3		4- 4		16- 4		
9- 2	0- 0	0- 0		HOME		0- 0		2- 1		7- 1		
6- 7	0- 0	0- 1		AWAY		0- 3		2- 1		4- 2		
5- 5	0- 0	0- 2		NEUTRAL		0- 0		0- 2		5- 1		
5- 10	0- 0	0- 3		NON-CONFERENCE		0- 3		0- 3		5- 1		
2- 1	0- 0	0- 0		HOME		0- 0		0- 1		2- 0		
0- 5	0- 0	0- 1		AWAY		0- 3		0- 1		0- 0		
3- 4	0- 0	0- 2		NEUTRAL		0- 0		0- 1		3- 1		
15- 4	0- 0	0- 0		CONFERENCE		0- 0		4- 1		11- 3		
7- 1	0- 0	0- 0		HOME		0- 0		2- 0		5- 1		
6- 2	0- 0	0- 0		AWAY		0- 0		2- 0		4- 2		
2- 1	0- 0	0- 0		NEUTRAL		0- 0		0- 1		2- 0		
<hr/>												
RPI	S	Opponent	Score	RPI	S	Opponent	Score	RPI	S	Opponent	Score	
30	N	Duke	2 3	69	A	VCU	0 3	113	A	Winthrop	3 0	
38	A	Louisville	1 3	69	A	VCU	0 3	113	H	Winthrop	3 2	
46	N	Delaware	0 3	70	A	Virginia Tech	0 3	124	A	Wake Forest	0 3	
								133	A	Coastal Caro.	3 0	
								133	H	Coastal Caro.	3 1	
								133	N	Coastal Caro.	1 3	
								138	N	Toledo	0 3	
								147	H	Elon	1 3	
								156	N	Montana	1 3	
								178	N	Appalachian St.	3 0	
								180	A	UNC Asheville	1 3	
								180	H	UNC Asheville	1 3	
								195	N	UNC Greensboro	3 0	
								224	A	Presbyterian	3 0	
								224	H	Presbyterian	3 0	
								226	N	Tennessee Tech	3 2	
								235	A	High Point	1 3	
								235	H	High Point	3 0	
								243	H	East Tenn. St.	3 0	
								244	A	Charleston So.	3 2	
								244	H	Charleston So.	3 1	
								244	N	Charleston So.	3 2	
								267	A	Gardner-Webb	3 2	
								267	H	Gardner-Webb	3 0	
								267	N	Gardner-Webb	3 0	
								277	A	Radford	3 1	
								277	H	Radford	3 1	
<hr/>												
LAST 10 GAMES												
69	A	VCU	0 3	244	A	Charleston So.	3 2	267	A	Gardner-Webb	3 2	
46	N	Delaware	0 3	235	H	High Point	3 0	267	H	Gardner-Webb	3 0	
133	N	Coastal Caro.	1 3	267	H	Gardner-Webb	3 0	267	N	Gardner-Webb	3 0	
244	N	Charleston So.	3 2	180	H	UNC Asheville	1 3	277	A	Radford	3 1	
267	N	Gardner-Webb	3 0	224	H	Presbyterian	3 0	277	H	Radford	3 1	

Non-Div. I Games:

Liberty

■ Loss, ■ Non-Conf, S Site, H Home, A Away, N Neutral

Liberty

[illegible]

Non-Div. I Games:

Lipscomb

Average RPI Win:		134	WON-LOST RECORD		WINNING PCT. RANK		LAST 10 GAMES		STRENGTH OF SCHEDULE		OPP. STRENGTH OF SCHEDULE		TEAM RPI		ADJ RPI		CONF. RPI		ADJ CONF. RPI				
DIV. I ONLY		22- 8		.73333		48		8- 2		56		75		38		.60289		39		10		10	
DIV. I NON-CONF.		10- 4		.71429		72		3- 1		43		30		38		.62058		38		9		9	
TOTALS		RPI 1-25		RPI 26-50		W-L RECORDS		RPI 51-100		RPI 101-150		RPI 150+											
22- 8		1- 2		2- 2		OVERALL		6- 2		3- 1		10- 1											
14- 3		0- 1		1- 1		HOME		4- 1		2- 0		7- 0											
5- 4		0- 0		1- 1		AWAY		2- 1		0- 1		2- 1											
3- 1		1- 1		0- 0		NEUTRAL		0- 0		1- 0		1- 0											
10- 4		1- 2		1- 1		NON-CONFERENCE		1- 1		2- 0		5- 0											
6- 3		0- 1		0- 1		HOME		1- 1		1- 0		4- 0											
1- 0		0- 0		1- 0		AWAY		0- 0		0- 0		0- 0											
3- 1		1- 1		0- 0		NEUTRAL		0- 0		1- 0		1- 0											
12- 4		0- 0		1- 1		CONFERENCE		5- 1		1- 1		5- 1											
8- 0		0- 0		1- 0		HOME		3- 0		1- 0		3- 0											
4- 4		0- 0		0- 1		AWAY		2- 1		0- 1		2- 1											
0- 0		0- 0		0- 0		NEUTRAL		0- 0		0- 0		0- 0											
RPI	S	Opponent		Score		RPI	S	Opponent		Score		RPI	S	Opponent		Score		RPI	S	Opponent		Score	
1	H	Texas		2	3	35	A	Tulane		3	2	59	H	San Diego		1	3	111	N	New Orleans		3	2
9	N	UCLA		3	0	37	H	TCU		1	3	67	A	UC Irvine		2	3	128	A	Pacific		1	3
13	N	LSU		1	3	48	A	UC Santa Barbara		0	3	67	H	UC Irvine		3	2	128	H	Pacific		3	1
						48	H	UC Santa Barbara		3	2	81	H	Utah		3	2	135	H	Northeastern		3	0
												93	A	UC Davis		3	0	157	H	Loyola Marymount		3	0
												93	H	UC Davis		3	0	163	H	UMBC		3	0
												94	A	Cal St. Fullerton		3	0	166	H	UNLV		3	1
												94	H	Cal St. Fullerton		3	0	181	A	Cal Poly		3	0
																		181	H	Cal Poly		3	0
																		215	N	Fordham		3	0
																		216	A	UC Riverside		3	1
																		216	H	UC Riverside		3	0
																		232	A	Cal St. Northridge		2	3
																		232	H	Cal St. Northridge		3	0
																		242	H	Indiana St.		3	0
LAST 10 GAMES																							
157	H	Loyola Marymount		3	0	216	H	UC Riverside		3	0	232	A	Cal St. Northridge		2	3	216	A	UC Riverside		3	1
81	H	Utah		3	2	232	A	Cal St. Northridge		2	3	93	H	UC Davis		3	0	128	H	Pacific		3	1
166	H	UNLV		3	1	216	A	UC Riverside		3	1	93	H	UC Davis		3	0						
37	H	TCU		1	3	216	A	UC Riverside		3	1	93	H	UC Davis		3	0						
67	H	UC Irvine		3	2	216	A	UC Riverside		3	1	93	H	UC Davis		3	0						

Non-Div. I Games:

Long Beach St.

Average RPI Win:	272	WON-LOST RECORD	WINNING PCT. RANK	LAST 10 GAMES	STRENGTH OF SCHEDULE	OPP. STRENGTH OF SCHEDULE	TEAM RPI	ADJ RPI	CONF. RPI	ADJ CONF. RPI		
Average RPI Loss:	145											
DIV. I ONLY		21- 13	.61765 100	10- 0	260	277	179	.46818 184	30	30		
DIV. I NON-CONF.		3- 13	.1875 292	0- 0	148	111	264	.40444 267	30	30		
<hr/>												
TOTALS	RPI 1-25	RPI 26-50		W-L RECORDS	RPI 51-100		RPI 101-150		RPI 150+			
21- 13	0- 0	0- 2		OVERALL	0- 1		0- 4		21- 6			
13- 3	0- 0	0- 0		HOME	0- 0		0- 2		13- 1			
8- 5	0- 0	0- 0		AWAY	0- 1		0- 1		8- 3			
0- 5	0- 0	0- 2		NEUTRAL	0- 0		0- 1		0- 2			
<hr/>												
3- 13	0- 0	0- 2		NON-CONFERENCE	0- 1		0- 4		3- 6			
2- 3	0- 0	0- 0		HOME	0- 0		0- 2		2- 1			
1- 5	0- 0	0- 0		AWAY	0- 1		0- 1		1- 3			
0- 5	0- 0	0- 2		NEUTRAL	0- 0		0- 1		0- 2			
<hr/>												
18- 0	0- 0	0- 0		CONFERENCE	0- 0		0- 0		18- 0			
11- 0	0- 0	0- 0		HOME	0- 0		0- 0		11- 0			
7- 0	0- 0	0- 0		AWAY	0- 0		0- 0		7- 0			
0- 0	0- 0	0- 0		NEUTRAL	0- 0		0- 0		0- 0			
<hr/>												
RPI S	Opponent	Score	RPI S	Opponent	Score	RPI S	Opponent	Score	RPI S	Opponent	Score	
			37 N	TCU	0 3				104 H	Georgia	2 3	
			43 N	Cincinnati	0 3		64 A	Northwestern	0 3	117 H	Villanova	0 3
									126 A	Connecticut	0 3	
									135 N	Northeastern	0 3	
									163 A	UMBC	2 3	
									185 H	Colgate	3 2	
									186 A	Seton Hall	3 0	
									193 N	Akron	1 3	
									194 H	Siena	3 0	
									206 A	Hofstra	0 3	
									211 A	Sacred Heart	3 0	
									211 H	Sacred Heart	3 0	
									211 H	Sacred Heart	3 0	
									227 N	New Hampshire	0 3	
									236 H	Stony Brook	0 3	
									240 A	St. John's (NY)	2 3	
									268 A	Central Conn. St.	3 2	
									268 H	Central Conn. St.	3 0	
									271 A	Robert Morris	3 0	
									271 H	Robert Morris	3 0	
									271 H	Robert Morris	3 2	
			LAST 10 GAMES						297 A	St. Francis (PA)	3 1	
			211 H	Sacred Heart	3 0		297 A	St. Francis (PA)	3 1	297 H	St. Francis (PA)	3 0
			271 H	Robert Morris	3 0		211 A	Sacred Heart	3 0	318 A	Bryant	3 0
			318 H	Bryant	3 0		320 A	Fairleigh Dickinson	3 0	318 H	Bryant	3 0
			268 H	Central Conn. St.	3 0		297 H	St. Francis (PA)	3 0	320 A	Fairleigh Dickinson	3 0
			271 A	Robert Morris	3 0		271 H	Robert Morris	3 2	320 H	Fairleigh Dickinson	3 0

Non-Div. I Games:

Long Island

RPI	S	Opponent	Score	
321	H	Quinnipiac	3	0
321	H	Quinnipiac	3	0
323	A	St. Francis (NY)	3	0
323	H	St. Francis (NY)	3	0

Long Island

L
o
n
g
I
s
l
a
n
d

L
o
n
g
I
s
l
a
n
d

Average RPI Win: 253		WON-LOST RECORD		WINNING PCT. RANK		LAST 10 GAMES		STRENGTH OF SCHEDULE		OPP. STRENGTH OF SCHEDULE		TEAM RPI		ADJ RPI		CONF. RPI		ADJ CONF. RPI	
Average RPI Loss: 177																			
DIV. I ONLY		15- 18		.45455 189		3- 7		296		249		263		.39235 270		16		17	
DIV. I NON-CONF.		11- 6		.64706 98		1- 0		302		285		217		.44139 225		16		16	
TOTALS		RPI 1-25		RPI 26-50		W-L RECORDS		RPI 51-100		RPI 101-150		RPI 150+							
15- 18		0- 2		0- 0		OVERALL		0- 4		1- 0		14- 12							
9- 7		0- 1		0- 0		HOME		0- 1		0- 0		9- 5							
2- 10		0- 1		0- 0		AWAY		0- 3		0- 0		2- 6							
4- 1		0- 0		0- 0		NEUTRAL		0- 0		1- 0		3- 1							
11- 6		0- 0		0- 0		NON-CONFERENCE		0- 2		1- 0		10- 4							
5- 3		0- 0		0- 0		HOME		0- 0		0- 0		5- 3							
2- 2		0- 0		0- 0		AWAY		0- 2		0- 0		2- 0							
4- 1		0- 0		0- 0		NEUTRAL		0- 0		1- 0		3- 1							
4- 12		0- 2		0- 0		CONFERENCE		0- 2		0- 0		4- 8							
4- 4		0- 1		0- 0		HOME		0- 1		0- 0		4- 2							
0- 8		0- 1		0- 0		AWAY		0- 1		0- 0		0- 6							
0- 0		0- 0		0- 0		NEUTRAL		0- 0		0- 0		0- 0							
RPI S	Opponent	Score		RPI S	Opponent	Score		RPI S	Opponent	Score		RPI S	Opponent	Score					
18 A	Hawaii	0 3						56 A	Southern Miss.	0 3		123 N	Jacksonville	3 1					
18 H	Hawaii	0 3						66 A	New Mexico St.	0 3		162 N	Sam Houston St.	3 1					
								66 H	New Mexico St.	1 3		190 A	Idaho	0 3					
								91 A	Central Ark.	1 3		190 H	Idaho	1 3					
												198 A	McNeese St.	3 1					
												203 A	Utah St.	0 3					
												203 H	Utah St.	3 2					
												220 A	Fresno St.	1 3					
												220 H	Fresno St.	3 0					
												223 A	Nevada	0 3					
												223 H	Nevada	3 0					
												234 H	Chattanooga	2 3					
												248 N	Air Force	2 3					
												250 H	South Ala.	3 0					
												257 A	Boise St.	1 3					
												257 H	Boise St.	2 3					
												258 H	Grambling	3 1					
												265 H	Southeastern La.	1 3					
												283 A	San Jose St.	2 3					
												283 H	San Jose St.	3 1					
												290 A	Northwestern St.	3 0					
												292 H	UT Martin	1 3					
												307 N	La.-Monroe	3 0					
												313 H	Centenary (LA)	3 0					
												313 H	Centenary (LA)	3 2					
												329 H	Ark.-Pine Bluff	3 0					
												329 N	Ark.-Pine Bluff	3 0					
				LAST 10 GAMES															

Non-Div. I Games:

Louisiana Tech

[illegible]

Non-Div. I Games:

Louisville

Average RPI Win:	231	WON-LOST RECORD	WINNING PCT. RANK	LAST 10 GAMES	STRENGTH OF SCHEDULE	OPP. STRENGTH OF SCHEDULE	TEAM RPI	ADJ RPI	CONF. RPI	ADJ CONF. RPI										
DIV. I ONLY		12- 17	.41379 208	3- 7	278	186	254	.41751 245	17	16										
DIV. I NON-CONF.		7- 6	.53846 157	0- 0	307	173	242	.43361 234	18	18										
<hr/>																				
TOTALS	RPI 1-25	RPI 26-50		W-L RECORDS	RPI 51-100		RPI 101-150		RPI 150+											
12- 17	0- 0	0- 0		OVERALL	0- 3		1- 7		11- 7											
5- 8	0- 0	0- 0		HOME	0- 2		0- 4		5- 2											
4- 8	0- 0	0- 0		AWAY	0- 0		0- 3		4- 5											
3- 1	0- 0	0- 0		NEUTRAL	0- 1		1- 0		2- 0											
<hr/>																				
7- 6	0- 0	0- 0		NON-CONFERENCE	0- 3		1- 1		6- 2											
2- 3	0- 0	0- 0		HOME	0- 2		0- 1		2- 0											
2- 2	0- 0	0- 0		AWAY	0- 0		0- 0		2- 2											
3- 1	0- 0	0- 0		NEUTRAL	0- 1		1- 0		2- 0											
<hr/>																				
5- 11	0- 0	0- 0		CONFERENCE	0- 0		0- 6		5- 5											
3- 5	0- 0	0- 0		HOME	0- 0		0- 3		3- 2											
2- 6	0- 0	0- 0		AWAY	0- 0		0- 3		2- 3											
0- 0	0- 0	0- 0		NEUTRAL	0- 0		0- 0		0- 0											
<hr/>																				
RPI S	Opponent	Score	RPI S	Opponent	Score	RPI S	Opponent	Score	RPI S	Opponent	Score									
						58 N	Clemson	0	3	110 A	Cleveland St.	0	3							
						82 H	Marquette	1	3	110 H	Cleveland St.	1	3							
						97 H	Iowa	0	3	120 N	Austin Peay	3	2							
										122 A	Valparaiso	0	3							
										122 H	Valparaiso	1	3							
										131 H	Illinois St.	2	3							
										139 A	Milwaukee	1	3							
										139 H	Milwaukee	1	3							
										153 A	Butler	2	3							
										153 H	Butler	3	2							
						204 A	Wright St.	3	2											
						204 H	Wright St.	3	2											
						219 A	Ill.-Chicago	3	2											
						219 H	Ill.-Chicago	0	3											
						233 A	Green Bay	2	3											
						233 H	Green Bay	3	0											
						234 A	Chattanooga	3	0											
						241 H	Eastern Ky.	3	0											
						242 A	Indiana St.	0	3											
						252 A	Youngstown St.	1	3											
						252 H	Youngstown St.	0	3											
						263 N	Western Ill.	3	0											
						269 A	DePaul	1	3											
						271 A	Robert Morris	3	0											
						309 N	SIU Edwardsville	3	1											
						319 H	Chicago St.	3	0											
						LAST 10 GAMES			219 A Ill.-Chicago			3	2	252 H Youngstown St.			0	3		
						122 A Valparaiso			0	3	139 A Milwaukee			1	3	271 A Robert Morris			3	0
						153 A Butler			2	3	233 A Green Bay			2	3	309 N SIU Edwardsville			3	1
						204 H Wright St.			3	2	153 H Butler			3	2	319 H Chicago St.			3	0
110 H Cleveland St.			1	3	122 H Valparaiso			1	3											

Non-Div. I Games:

Loyola (IL)

Average RPI Win:		277	WON-LOST RECORD		WINNING PCT. RANK		LAST 10 GAMES		STRENGTH OF SCHEDULE		OPP. STRENGTH OF SCHEDULE		TEAM RPI		ADJ RPI		CONF. RPI		ADJ CONF. RPI	
DIV. I ONLY			15- 18		.45455 189		6- 4		264		269		242		.41658 246		28		28	
DIV. I NON-CONF.			5- 10		.33333 240		0- 0		222		222		261		.41104 262		27		27	
TOTALS		RPI 1-25		RPI 26-50		W-L RECORDS		RPI 51-100		RPI 101-150		RPI 150+								
15- 18		0- 1		0- 1		OVERALL		0- 2		0- 5		15- 9								
6- 6		0- 0		0- 0		HOME		0- 1		0- 3		6- 2								
6- 7		0- 0		0- 1		AWAY		0- 0		0- 2		6- 4								
3- 5		0- 1		0- 0		NEUTRAL		0- 1		0- 0		3- 3								
5- 10		0- 1		0- 1		NON-CONFERENCE		0- 2		0- 1		5- 5								
1- 2		0- 0		0- 0		HOME		0- 1		0- 1		1- 0								
1- 3		0- 0		0- 1		AWAY		0- 0		0- 0		1- 2								
3- 5		0- 1		0- 0		NEUTRAL		0- 1		0- 0		3- 3								
10- 8		0- 0		0- 0		CONFERENCE		0- 0		0- 4		10- 4								
5- 4		0- 0		0- 0		HOME		0- 0		0- 2		5- 2								
5- 4		0- 0		0- 0		AWAY		0- 0		0- 2		5- 2								
0- 0		0- 0		0- 0		NEUTRAL		0- 0		0- 0		0- 0								
RPI	S	Opponent		Score		RPI	S	Opponent		Score		RPI	S	Opponent		Score				
2	N	Penn St.		0 3		30	A	Duke		0 3		86	H	George Washington		0 3				
												92	N	Col. of Charleston		0 3				
														140 H American		0 3				
														144 A Fairfield		1 3				
														144 H Fairfield		2 3				
														150 A Niagara		0 3				
														150 H Niagara		2 3				
														169 A Duquesne		0 3				
														174 N Maryland		3 1				
														192 N Bowling Green		0 3				
														194 A Siena		0 3				
														194 H Siena		3 1				
														209 A Marist		3 2				
														209 H Marist		0 3				
														253 A Iona		3 0				
														253 H Iona		3 1				
														261 N Towson		1 3				
														271 A Robert Morris		1 3				
														277 N Radford		2 3				
														279 A Canisius		3 0				
														279 H Canisius		2 3				
														295 N Navy		3 0				
														296 A Manhattan		2 3				
														296 H Manhattan		3 2				
														300 N Morgan St.		3 0				
														311 A St. Peter's		3 0				
														311 H St. Peter's		3 2				
														314 A Howard		3 0				
														317 A Rider		3 1				

Non-Div. I Games:

Loyola (MD)

RPI	S	Opponent	Score	
317	H	Rider	3	1
330	H	Coppin St.	3	0

Loyola (MD)

L
o
y
o
l
a
(
M
D
)

L
o
y
o
l
a
(
M
D
)

Average RPI Win:	189	WON-LOST RECORD	WINNING PCT. RANK	LAST 10 GAMES	STRENGTH OF SCHEDULE	OPP. STRENGTH OF SCHEDULE	TEAM RPI	ADJ RPI	CONF. RPI	ADJ CONF. RPI		
DIV. I ONLY		12- 17	.41379	208	3- 7	111	94	163	.48716	157	9	8
DIV. I NON-CONF.		9- 6	.6	123	0- 1	118	105	102	.53892	101	7	7
<hr/>												
TOTALS	RPI 1-25	RPI 26-50		W-L RECORDS		RPI 51-100		RPI 101-150		RPI 150+		
12- 17	0- 1	1- 4		OVERALL		0- 7		2- 2		9- 3		
5- 5	0- 0	0- 1		HOME		0- 4		1- 0		4- 0		
3- 10	0- 0	1- 3		AWAY		0- 3		0- 2		2- 2		
4- 2	0- 1	0- 0		NEUTRAL		0- 0		1- 0		3- 1		
9- 6	0- 1	1- 2		NON-CONFERENCE		0- 1		1- 1		7- 1		
2- 1	0- 0	0- 0		HOME		0- 1		0- 0		2- 0		
3- 3	0- 0	1- 2		AWAY		0- 0		0- 1		2- 0		
4- 2	0- 1	0- 0		NEUTRAL		0- 0		1- 0		3- 1		
3- 11	0- 0	0- 2		CONFERENCE		0- 6		1- 1		2- 2		
3- 4	0- 0	0- 1		HOME		0- 3		1- 0		2- 0		
0- 7	0- 0	0- 1		AWAY		0- 3		0- 1		0- 2		
0- 0	0- 0	0- 0		NEUTRAL		0- 0		0- 0		0- 0		
<hr/>												
RPI S	Opponent	Score		RPI S	Opponent	Score		RPI S	Opponent	Score		
9 N	UCLA	0	3	36 A	St. Mary's (CA)	0	3	59 A	San Diego	0	3	
				36 H	St. Mary's (CA)	0	3	59 H	San Diego	2	3	
				37 A	TCU	3	1	67 H	UC Irvine	1	3	
				39 A	Long Beach St.	0	3	71 A	Pepperdine	0	3	
				48 A	UC Santa Barbara	0	3	71 H	Pepperdine	1	3	
								95 A	Santa Clara	1	3	
								95 H	Santa Clara	1	3	

Non-Div. I Games:

Loyola Marymount

Average RPI Win:	106	WON-LOST RECORD	WINNING PCT. RANK	LAST 10 GAMES	STRENGTH OF SCHEDULE	OPP. STRENGTH OF SCHEDULE	TEAM RPI	ADJ RPI	CONF. RPI	ADJ CONF. RPI	
DIV. I ONLY		24- 6	.8 27	9- 1	33	31	15	.65633	13	4	4
DIV. I NON-CONF.		6- 4	.6 123	0- 1	9	8	34	.62971	32	4	4
<hr/>											
TOTALS	RPI 1-25	RPI 26-50		W-L RECORDS		RPI 51-100		RPI 101-150		RPI 150+	
24- 6	5- 2	2- 4		OVERALL		2- 0		8- 0		7- 0	
11- 2	2- 1	1- 1		HOME		1- 0		3- 0		4- 0	
10- 3	3- 0	0- 3		AWAY		1- 0		3- 0		3- 0	
3- 1	0- 1	1- 0		NEUTRAL		0- 0		2- 0		0- 0	
<hr/>											
6- 4	1- 2	2- 2		NON-CONFERENCE		0- 0		2- 0		1- 0	
2- 1	0- 1	1- 0		HOME		0- 0		0- 0		1- 0	
1- 2	1- 0	0- 2		AWAY		0- 0		0- 0		0- 0	
3- 1	0- 1	1- 0		NEUTRAL		0- 0		2- 0		0- 0	
<hr/>											
18- 2	4- 0	0- 2		CONFERENCE		2- 0		6- 0		6- 0	
9- 1	2- 0	0- 1		HOME		1- 0		3- 0		3- 0	
9- 1	2- 0	0- 1		AWAY		1- 0		3- 0		3- 0	
0- 0	0- 0	0- 0		NEUTRAL		0- 0		0- 0		0- 0	
<hr/>											
RPI S	Opponent	Score		RPI S	Opponent	Score		RPI S	Opponent	Score	
5 N	Stanford	2	3	26 A	Kentucky	2	3	77 A	Auburn	3	0
12 H	Nebraska	2	3	26 H	Kentucky	0	3	77 H	Auburn	3	0
14 A	Florida	3	1	32 A	Rice	0	3	104 A	Georgia	3	0
14 H	Florida	3	0	35 A	Tulane	1	3	104 H	Georgia	3	1
17 A	Tennessee	3	1	35 H	Tulane	3	0	105 A	South Carolina	3	0
17 H	Tennessee	3	2	39 N	Long Beach St.	3	1	105 H	South Carolina	3	0
20 A	Notre Dame	3	0					111 N	New Orleans	3	0
								137 A	Arkansas	3	2
								137 H	Arkansas	3	0
								146 N	Denver	3	2
								160 A	Mississippi	3	0
								160 H	Mississippi	3	0
								161 A	Alabama	3	1
								161 H	Alabama	3	0
								188 A	Mississippi St.	3	0
								188 H	Mississippi St.	3	0
								273 H	La.-Lafayette	3	0
<hr/>											
LAST 10 GAMES											
32 A	Rice	0	3	137 A	Arkansas	3	2				
161 H	Alabama	3	0	160 A	Mississippi	3	0				
188 H	Mississippi St.	3	0	77 H	Auburn	3	0				
105 A	South Carolina	3	0	104 H	Georgia	3	1				
14 A	Florida	3	1	17 A	Tennessee	3	1				

Non-Div. I Games:

LSU

Average RPI Win:	282	WON-LOST	WINNING	LAST 10	STRENGTH OF	OPP. STRENGTH	TEAM	ADJ	CONF.	ADJ CONF.												
Average RPI Loss:	218	RECORD	PCT. RANK	GAMES	SCHEDULE	OF SCHEDULE	RPI	RPI	RPI	RPI												
DIV. I ONLY		8- 23	.25806	289	2- 8	253	293	290	.33197	296	28	28										
DIV. I NON-CONF.		5- 8	.38462	221	1- 1	181	305	240	.4177	257	27	27										
<hr/>																						
TOTALS	RPI 1-25	RPI 26-50		W-L RECORDS		RPI 51-100		RPI 101-150		RPI 150+												
8- 23	0- 0	0- 0		OVERALL		0- 0		0- 5		8- 18												
4- 10	0- 0	0- 0		HOME		0- 0		0- 3		4- 7												
2- 10	0- 0	0- 0		AWAY		0- 0		0- 2		2- 8												
2- 3	0- 0	0- 0		NEUTRAL		0- 0		0- 0		2- 3												
<hr/>																						
5- 8	0- 0	0- 0		NON-CONFERENCE		0- 0		0- 1		5- 7												
2- 3	0- 0	0- 0		HOME		0- 0		0- 1		2- 2												
1- 2	0- 0	0- 0		AWAY		0- 0		0- 0		1- 2												
2- 3	0- 0	0- 0		NEUTRAL		0- 0		0- 0		2- 3												
<hr/>																						
3- 15	0- 0	0- 0		CONFERENCE		0- 0		0- 4		3- 11												
2- 7	0- 0	0- 0		HOME		0- 0		0- 2		2- 5												
1- 8	0- 0	0- 0		AWAY		0- 0		0- 2		1- 6												
0- 0	0- 0	0- 0		NEUTRAL		0- 0		0- 0		0- 0												
<hr/>																						
RPI	S	Opponent	Score	RPI	S	Opponent	Score	RPI	S	Opponent	Score											
								101	H	Army	2	3										
								144	A	Fairfield	0	3										
								144	H	Fairfield	1	3										
								150	A	Niagara	0	3										
								150	H	Niagara	1	3										
								186	N	Seton Hall	0	3										
								194	A	Siena	0	3										
								194	H	Siena	0	3										
								196	N	NJIT	0	3										
								206	H	Hofstra	1	3										
								209	A	Marist	1	3										
								209	H	Marist	0	3										
								211	N	Sacred Heart	3	0										
								215	A	Fordham	1	3										
								236	H	Stony Brook	0	3										
								246	A	Loyola (MD)	2	3										
								246	H	Loyola (MD)	3	2										
								251	A	Lafayette	1	3										
								253	A	Iona	0	3										
								253	H	Iona	0	3										
								268	A	Central Conn. St.	3	2										
								268	N	Central Conn. St.	3	0										
								LAST 10 GAMES								279	A	Canisius	2	3		
								194	H	Siena	0	3	209	H	Marist	0	3	279	H	Canisius	1	3
								253	A	Iona	0	3	206	H	Hofstra	1	3	299	N	Hartford	2	3
305	H	Providence	3	0	311	H	St. Peter's	0	3	305	H	Providence	3	0								
246	A	Loyola (MD)	2	3	317	A	Rider	3	0	311	A	St. Peter's	2	3								
253	H	Iona	0	3																		

Non-Div. I Games:

Manhattan

RPI	S	Opponent	Score	
311	H	St. Peter's	0	3
317	A	Rider	3	0
317	H	Rider	3	2
320	H	Fairleigh Dickinson	3	1

Manhattan

Manhattan

Manhattan

Average RPI Win: 280		WON-LOST RECORD	WINNING PCT. RANK		LAST 10 GAMES		STRENGTH OF SCHEDULE		OPP. STRENGTH OF SCHEDULE		TEAM RPI	ADJ RPI		CONF. RPI	ADJ CONF. RPI
Average RPI Loss: 183			18- 13	.58065 124	6- 4	270	294	209	.44945 209	28	28				
DIV. I ONLY															
DIV. I NON-CONF.		6- 5	.54545 150	0- 0	251	319	226	.44098 228	27	27					
TOTALS		RPI 1-25		RPI 26-50		W-L RECORDS		RPI 51-100		RPI 101-150		RPI 150+			
18- 13	0- 0			0- 0	OVERALL		0- 0		1- 7		17- 6				
8- 4	0- 0			0- 0	HOME		0- 0		0- 2		8- 2				
7- 6	0- 0			0- 0	AWAY		0- 0		0- 4		7- 2				
3- 3	0- 0			0- 0	NEUTRAL		0- 0		1- 1		2- 2				
6- 5	0- 0			0- 0	NON-CONFERENCE		0- 0		0- 2		6- 3				
3- 0	0- 0			0- 0	HOME		0- 0		0- 0		3- 0				
1- 3	0- 0			0- 0	AWAY		0- 0		0- 2		1- 1				
2- 2	0- 0			0- 0	NEUTRAL		0- 0		0- 0		2- 2				
12- 8	0- 0			0- 0	CONFERENCE		0- 0		1- 5		11- 3				
5- 4	0- 0			0- 0	HOME		0- 0		0- 2		5- 2				
6- 3	0- 0			0- 0	AWAY		0- 0		0- 2		6- 1				
1- 1	0- 0			0- 0	NEUTRAL		0- 0		1- 1		0- 0				
RPI S	Opponent	Score	RPI S	Opponent	Score	RPI S	Opponent	Score	RPI S	Opponent	Score				
									101 A	Army	2	3			
									138 A	Toledo	0	3			
									144 A	Fairfield	1	3			
									144 H	Fairfield	1	3			
									144 N	Fairfield	3	2			
									150 A	Niagara	0	3			
									150 H	Niagara	1	3			
									150 N	Niagara	0	3			
									164 N	Kennesaw St.	2	3			
									194 A	Siena	3	2			
									194 H	Siena	3	1			
									236 N	Stony Brook	0	3			
									246 A	Loyola (MD)	3	0			
									246 H	Loyola (MD)	2	3			
									247 A	Columbia	2	3			
									253 A	Iona	1	3			
									253 H	Iona	1	3			
									279 A	Canisius	3	1			
									279 H	Canisius	3	1			
									288 H	Bucknell	3	0			
									296 A	Manhattan	3	0			
									296 H	Manhattan	3	1			
									299 A	Hartford	3	1			
									305 H	Providence	3	0			
									311 A	St. Peter's	3	1			
									311 H	St. Peter's	3	0			
									317 A	Rider	3	1			
LAST 10 GAMES															
			150 N	Niagara	0 3	150 H	Niagara	1 3	299 A	Hartford	3	1			
			144 N	Fairfield	3 2	253 H	Iona	1 3	305 H	Providence	3	0			
			317 A	Rider	3 1	296 A	Manhattan	3 0	311 A	St. Peter's	3	1			
			144 A	Fairfield	1 3	311 A	St. Peter's	3 1	311 H	St. Peter's	3	0			
			279 H	Canisius	3 1	246 A	Loyola (MD)	3 0	317 A	Rider	3	1			

Non-Div. I Games:

Marist

RPI	S	Opponent	Score	
317	H	Rider	3	0
318	H	Bryant	3	0
318	N	Bryant	3	0
321	N	Quinnipiac	3	0

Marist

M
a
r
i
s
t

M
a
r
i
s
t

Average RPI Win: 161		WON-LOST RECORD		WINNING PCT. RANK		LAST 10 GAMES		STRENGTH OF SCHEDULE		OPP. STRENGTH OF SCHEDULE		TEAM RPI		ADJ RPI		CONF. RPI		ADJ CONF. RPI											
Average RPI Loss: 74																													
DIV. I ONLY		18- 12		.6 109		6- 4		84		83		83		.55622 82		8		9											
DIV. I NON-CONF.		12- 4		.75 54		2- 0		71		86		51		.60375 48		8		8											
TOTALS		RPI 1-25		RPI 26-50		W-L RECORDS		RPI 51-100		RPI 101-150		RPI 150+																	
18- 12		1- 2		0- 3		OVERALL		2- 4		5- 2		10- 1																	
11- 4		0- 1		0- 1		HOME		1- 1		4- 0		6- 1																	
3- 6		0- 1		0- 2		AWAY		0- 1		1- 2		2- 0																	
4- 2		1- 0		0- 0		NEUTRAL		1- 2		0- 0		2- 0																	
12- 4		1- 1		0- 1		NON-CONFERENCE		1- 2		4- 0		6- 0																	
6- 1		0- 0		0- 1		HOME		0- 0		3- 0		3- 0																	
2- 1		0- 1		0- 0		AWAY		0- 0		1- 0		1- 0																	
4- 2		1- 0		0- 0		NEUTRAL		1- 2		0- 0		2- 0																	
6- 8		0- 1		0- 2		CONFERENCE		1- 2		1- 2		4- 1																	
5- 3		0- 1		0- 0		HOME		1- 1		1- 0		3- 1																	
1- 5		0- 0		0- 2		AWAY		0- 1		0- 2		1- 0																	
0- 0		0- 0		0- 0		NEUTRAL		0- 0		0- 0		0- 0																	
RPI	S	Opponent		Score		RPI	S	Opponent		Score		RPI	S	Opponent		Score													
11	A	Michigan		0	3	29	H	Ohio St.		2	3	51	A	Pittsburgh		0	3	106	H	Texas St.	3	2							
19	N	Dayton		3	2	38	A	Louisville		0	3	61	N	Western Mich.		3	2	117	H	Villanova	3	0							
20	H	Notre Dame		1	3	43	A	Cincinnati		0	3	68	H	South Fla.		2	3	118	H	Central Mich.	3	0							
																		73	N	Oregon St.		0	3	120	H	Austin Peay		3	1
																		89	H	Syracuse		3	1	126	A	Connecticut		1	3
																		97	N	Iowa		1	3	139	A	Milwaukee		3	1
																								143	A	West Virginia		2	3
																								153	H	Butler		3	1
																								155	H	Georgetown		3	0
																								177	H	Binghamton		3	0
																								186	H	Seton Hall		2	3
																								210	H	Rutgers		3	0
																								212	N	South Dakota		3	0
																								233	H	Green Bay		3	1
																								240	A	St. John's (NY)		3	0
																								241	N	Eastern Ky.		3	0
																								245	A	Loyola (IL)		3	1
																								269	H	DePaul		3	0

Non-Div. I Games:

Marquette

Average RPI Win:		184	WON-LOST RECORD		WINNING PCT. RANK		LAST 10 GAMES		STRENGTH OF SCHEDULE		OPP. STRENGTH OF SCHEDULE		TEAM RPI		ADJ RPI		CONF. RPI		ADJ CONF. RPI	
Average RPI Loss:		66																		
DIV. I ONLY			21- 9		.7 61		6- 4		125		115		75		.5579 79		11		11	
DIV. I NON-CONF.			11- 2		.84615 29		0- 0		139		164		58		.58807 59		12		11	
TOTALS		RPI 1-25		RPI 26-50		W-L RECORDS		RPI 51-100		RPI 101-150		RPI 150+								
21- 9		0- 2		0- 3		OVERALL		3- 2		4- 1		14- 1								
7- 1		0- 0		0- 1		HOME		1- 0		2- 0		4- 0								
10- 6		0- 0		0- 2		AWAY		2- 2		1- 1		7- 1								
4- 2		0- 2		0- 0		NEUTRAL		0- 0		1- 0		3- 0								
11- 2		0- 2		0- 0		NON-CONFERENCE		1- 0		3- 0		7- 0								
1- 0		0- 0		0- 0		HOME		0- 0		1- 0		0- 0								
6- 0		0- 0		0- 0		AWAY		1- 0		1- 0		4- 0								
4- 2		0- 2		0- 0		NEUTRAL		0- 0		1- 0		3- 0								
10- 7		0- 0		0- 3		CONFERENCE		2- 2		1- 1		7- 1								
6- 1		0- 0		0- 1		HOME		1- 0		1- 0		4- 0								
4- 6		0- 0		0- 2		AWAY		1- 2		0- 1		3- 1								
0- 0		0- 0		0- 0		NEUTRAL		0- 0		0- 0		0- 0								
RPI S	Opponent		Score		RPI S	Opponent		Score		RPI S	Opponent		Score		RPI S	Opponent		Score		
17 N	Tennessee		0	3	32 A	Rice		0	3	56 A	Southern Miss.		3 0	125 A	Morehead St.		3	1		
23 N	Colorado St.		0	3	32 A	Rice		0	3	56 H	Southern Miss.		3 1	130 A	UAB		0	3		
					35 H	Tulane		0	3	62 A	Tulsa		1 3	130 H	UAB		3	0		
										74 A	SMU		1 3	143 H	West Virginia		3	1		
										75 A	North Carolina		3 0	149 N	Charlotte		3	2		
														173 A	UCF		3	0		
														173 H	UCF		3	2		
														177 N	Binghamton		3	0		
														189 A	Houston		1	3		
														195 A	UNC Greensboro		3	0		
														197 H	UTEP		3	1		
														205 N	Rhode Island		3	1		
														206 A	Hofstra		3	1		
														235 A	High Point		3	0		
														238 A	Memphis		3	0		
														238 H	Memphis		3	1		
														239 A	East Carolina		3	1		
														239 H	East Carolina		3	1		
														282 N	Davidson		3	1		
														324 A	N.C. A&T		3	0		
				LAST 10 GAMES																
				32 A	Rice		0	3	32 A	Rice		0	3							
				239 A	East Carolina		3	1	189 A	Houston		1	3							
				130 A	UAB		0	3	173 A	UCF		3	0							
				238 H	Memphis		3	1	56 A	Southern Miss.		3	0							
				130 H	UAB		3	0	197 H	UTEP		3	1							

Non-Div. I Games: Charleston (WV) 3 0

Marshall

Average RPI Win: 218		WON-LOST RECORD		WINNING PCT. RANK		LAST 10 GAMES		STRENGTH OF SCHEDULE		OPP. STRENGTH OF SCHEDULE		TEAM RPI		ADJ RPI		CONF. RPI		ADJ CONF. RPI	
Average RPI Loss: 86		14- 19		.42424 203		4- 6		146		101		176		.47909 174		5		5	
DIV. I ONLY		8- 5		.61538 115		0- 0		253		259		186		.46939 189		5		5	
DIV. I NON-CONF.																			
TOTALS		RPI 1-25		RPI 26-50		W-L RECORDS		RPI 51-100		RPI 101-150		RPI 150+							
14- 19		0- 2		0- 6		OVERALL		2- 5		1- 3		11- 3							
8- 9		0- 1		0- 3		HOME		2- 3		0- 2		6- 0							
3- 8		0- 1		0- 3		AWAY		0- 2		0- 1		3- 1							
3- 2		0- 0		0- 0		NEUTRAL		0- 0		1- 0		2- 2							
8- 5		0- 0		0- 0		NON-CONFERENCE		0- 1		1- 1		7- 3							
4- 2		0- 0		0- 0		HOME		0- 1		0- 1		4- 0							
1- 1		0- 0		0- 0		AWAY		0- 0		0- 0		1- 1							
3- 2		0- 0		0- 0		NEUTRAL		0- 0		1- 0		2- 2							
6- 14		0- 2		0- 6		CONFERENCE		2- 4		0- 2		4- 0							
4- 7		0- 1		0- 3		HOME		2- 2		0- 1		2- 0							
2- 7		0- 1		0- 3		AWAY		0- 2		0- 1		2- 0							
0- 0		0- 0		0- 0		NEUTRAL		0- 0		0- 0		0- 0							
RPI	S	Opponent		Score	RPI	S	Opponent		Score	RPI	S	Opponent		Score	RPI	S	Opponent		Score
3	A	Florida St.		0 3	30	A	Duke		0 3	58	A	Clemson		0 3	109	N	William & Mary		3 0
3	H	Florida St.		0 3	30	H	Duke		0 3	58	H	Clemson		0 3	117	H	Villanova		0 3
					42	A	Miami (FL)		0 3	69	H	VCU		1 3	124	A	Wake Forest		1 3
					42	H	Miami (FL)		0 3	70	H	Virginia Tech		3 2	124	H	Wake Forest		1 3
					45	A	Georgia Tech		0 3	75	A	North Carolina		1 3	155	A	Georgetown		2 3
					45	H	Georgia Tech		0 3	75	H	North Carolina		3 1	163	H	UMBC		3 1
										99	H	Virginia		0 3	191	A	Boston College		3 1
															191	H	Boston College		3 0
															236	H	Stony Brook		3 2
															246	N	Loyola (MD)		1 3
															252	H	Youngstown St.		3 2
															261	N	Towson		2 3
															272	A	North Carolina St.		3 2
															272	H	North Carolina St.		3 0
															295	A	Navy		3 0
															300	N	Morgan St.		3 0
															314	H	Howard		3 0
															316	N	Hampton		3 0
LAST 10 GAMES																			
191	H	Boston College		3 0	45	H	Georgia Tech		0 3	58	H	Clemson		0 3	30	A	Duke		0 3
3	A	Florida St.		0 3	58	H	Clemson		0 3	124	A	Wake Forest		1 3	70	H	Virginia Tech		3 2
42	A	Miami (FL)		0 3	30	A	Duke		0 3										
272	H	North Carolina St.		3 0															
75	H	North Carolina		3 1															

Non-Div. I Games:

Maryland

Average RPI Win:	236	WON-LOST RECORD	WINNING PCT. RANK	LAST 10 GAMES	STRENGTH OF SCHEDULE	OPP. STRENGTH OF SCHEDULE	TEAM RPI	ADJ RPI	CONF. RPI	ADJ CONF. RPI	
Average RPI Loss:	176										
DIV. I ONLY	17- 13	.56667	127	3- 7	268	255	193	.4556	198	23	20
DIV. I NON-CONF.	12- 2	.85714	26	0- 0	263	254	104	.53306	106	21	21
<hr/>											
TOTALS	RPI 1-25	RPI 26-50		W-L RECORDS	RPI 51-100		RPI 101-150		RPI 150+		
17- 13	0- 0	0- 0		OVERALL	1- 3		0- 3		16- 7		
7- 6	0- 0	0- 0		HOME	0- 1		0- 2		7- 3		
5- 6	0- 0	0- 0		AWAY	0- 1		0- 1		5- 4		
5- 1	0- 0	0- 0		NEUTRAL	1- 1		0- 0		4- 0		
<hr/>											
12- 2	0- 0	0- 0		NON-CONFERENCE	1- 1		0- 0		11- 1		
4- 1	0- 0	0- 0		HOME	0- 0		0- 0		4- 1		
3- 0	0- 0	0- 0		AWAY	0- 0		0- 0		3- 0		
5- 1	0- 0	0- 0		NEUTRAL	1- 1		0- 0		4- 0		
<hr/>											
5- 11	0- 0	0- 0		CONFERENCE	0- 2		0- 3		5- 6		
3- 5	0- 0	0- 0		HOME	0- 1		0- 2		3- 2		
2- 6	0- 0	0- 0		AWAY	0- 1		0- 1		2- 4		
0- 0	0- 0	0- 0		NEUTRAL	0- 0		0- 0		0- 0		
<hr/>											
RPI S	Opponent	Score	RPI S	Opponent	Score	RPI S	Opponent	Score	RPI S	Opponent	Score
						74 N	SMU	3 2	106 H	Texas St.	2 3
						85 N	Jacksonville St.	0 3	145 A	Stephen F. Austin	1 3
						91 A	Central Ark.	0 3	145 H	Stephen F. Austin	1 3
						91 H	Central Ark.	1 3	161 A	Alabama	3 1
									162 A	Sam Houston St.	2 3
									167 N	UALR	3 1
									171 A	Lamar	3 2
									175 A	UTSA	1 3
									182 H	Texas-Arlington	3 0
									188 A	Mississippi St.	3 1
									230 A	Nicholls St.	0 3
									230 H	Nicholls St.	2 3
									249 N	Fla. Atlantic	3 1
									259 H	Houston Baptist	3 0
									265 A	Southeastern La.	3 1
									265 H	Southeastern La.	2 3
									270 H	Louisiana Tech	1 3
									273 H	La.-Lafayette	3 0
									276 H	A&M-Corpus Christi	3 0
									287 H	Tex.-Pan American	3 0
									289 N	Jackson St.	3 1
									289 N	Jackson St.	3 0
									290 A	Northwestern St.	2 3
									290 H	Northwestern St.	3 1
									293 H	Prairie View	3 0
									307 A	La.-Monroe	3 0
<hr/>											
			LAST 10 GAMES								
			265 H	Southeastern La.	2 3	106 H	Texas St.	2 3	290 A	Northwestern St.	2 3
			230 H	Nicholls St.	2 3	182 H	Texas-Arlington	3 0	290 H	Northwestern St.	3 1
			145 A	Stephen F. Austin	1 3	162 A	Sam Houston St.	2 3	293 H	Prairie View	3 0
			290 A	Northwestern St.	2 3	171 A	Lamar	3 2	307 A	La.-Monroe	3 0
			91 A	Central Ark.	0 3	276 H	A&M-Corpus Christi	3 0			

Non-Div. I Games:

McNeese St.

Average RPI Win:	296	WON-LOST	WINNING	LAST 10	STRENGTH OF	OPP. STRENGTH	TEAM	ADJ	CONF.	ADJ CONF.	
Average RPI Loss:	132	RECORD	PCT. RANK	GAMES	SCHEDULE	OF SCHEDULE	RPI	RPI	RPI	RPI	
DIV. I ONLY	24- 7	.77419	33	9- 1	312	308	180	.4808	170	31	31
DIV. I NON-CONF.	9- 6	.6	123	1- 0	247	244	178	.47582	181	31	31
<hr/>											
TOTALS	RPI 1-25	RPI 26-50		W-L RECORDS	RPI 51-100		RPI 101-150		RPI 150+		
24- 7	0- 0	0- 1		OVERALL	0- 1		0- 3		24- 2		
7- 1	0- 0	0- 0		HOME	0- 0		0- 0		7- 1		
6- 3	0- 0	0- 0		AWAY	0- 1		0- 1		6- 1		
11- 3	0- 0	0- 1		NEUTRAL	0- 0		0- 2		11- 0		
<hr/>											
9- 6	0- 0	0- 1		NON-CONFERENCE	0- 1		0- 2		9- 2		
1- 1	0- 0	0- 0		HOME	0- 0		0- 0		1- 1		
1- 3	0- 0	0- 0		AWAY	0- 1		0- 1		1- 1		
7- 2	0- 0	0- 1		NEUTRAL	0- 0		0- 1		7- 0		
<hr/>											
15- 1	0- 0	0- 0		CONFERENCE	0- 0		0- 1		15- 0		
6- 0	0- 0	0- 0		HOME	0- 0		0- 0		6- 0		
5- 0	0- 0	0- 0		AWAY	0- 0		0- 0		5- 0		
4- 1	0- 0	0- 0		NEUTRAL	0- 0		0- 1		4- 0		
<hr/>											
RPI	S	Opponent	Score	RPI	S	Opponent	Score	RPI	S	Opponent	Score
				29	N	Ohio St.	0 3	51	A	Pittsburgh	0 3
								109	A	William & Mary	1 3
								122	N	Valparaiso	0 3
								132	N	Florida A&M	1 3
								211	H	Sacred Heart	0 3
								217	N	Wofford	3 0
								217	N	Wofford	3 0
								252	N	Youngstown St.	3 2
								267	A	Gardner-Webb	3 0
								267	A	Gardner-Webb	2 3
								280	A	Delaware St.	3 1
								280	H	Delaware St.	3 0
								286	N	Bethune-Cookman	3 0
								295	N	Navy	3 0
								298	N	La Salle	3 0
								300	A	Morgan St.	3 0
								300	H	Morgan St.	3 0
								308	H	N.C. Central	3 0
								308	N	N.C. Central	3 0
								309	H	Norfolk St.	3 0
								309	N	Norfolk St.	3 0
								309	N	Norfolk St.	3 0
								314	A	Howard	3 0
								314	H	Howard	3 0
								316	A	Hampton	3 0
								316	H	Hampton	3 0
								317	N	Rider	3 0
								324	N	N.C. A&T	3 0
<hr/>											
LAST 10 GAMES											
				132	N	Florida A&M	1 3	330	H	Coppin St.	3 0
				286	N	Bethune-Cookman	3 0	316	A	Hampton	3 0
				309	N	Norfolk St.	3 0	280	H	Delaware St.	3 0
				308	H	N.C. Central	3 0	300	H	Morgan St.	3 0
				314	H	Howard	3 0	314	A	Howard	3 0

Non-Div. I Games:

Md.-East. Shore

RPI	S	Opponent	Score	
330	A	Coppin St.	3	0
330	H	Coppin St.	3	0

Md.-East. Shore

M
d
.
-
E
a
s
t
.
S
h
o
r
e

M
d
.
-
E
a
s
t
.
S
h
o
r
e

Average RPI Win: 212		WON-LOST	WINNING	LAST 10	STRENGTH OF		OPP. STRENGTH	TEAM	ADJ	CONF.	ADJ CONF.
Average RPI Loss: 116		RECORD	PCT. RANK	GAMES	SCHEDULE		OF SCHEDULE	RPI	RPI	RPI	RPI
DIV. I ONLY		7- 24	.22581 301	3- 7	93		154	237	.42628 238	11	11
DIV. I NON-CONF.		4- 11	.26667 268	1- 0	113		228	230	.43554 233	12	11
TOTALS		RPI 1-25	RPI 26-50	W-L RECORDS	RPI 51-100		RPI 101-150	RPI 150+			
7- 24	0- 0		0- 2	OVERALL	1- 9		0- 6	6- 7			
4- 11	0- 0		0- 1	HOME	1- 2		0- 4	3- 4			
1- 10	0- 0		0- 1	AWAY	0- 6		0- 1	1- 2			
2- 3	0- 0		0- 0	NEUTRAL	0- 1		0- 1	2- 1			
4- 11	0- 0		0- 0	NON-CONFERENCE	1- 3		0- 4	3- 4			
2- 6	0- 0		0- 0	HOME	1- 0		0- 3	1- 3			
0- 2	0- 0		0- 0	AWAY	0- 2		0- 0	0- 0			
2- 3	0- 0		0- 0	NEUTRAL	0- 1		0- 1	2- 1			
3- 13	0- 0		0- 2	CONFERENCE	0- 6		0- 2	3- 3			
2- 5	0- 0		0- 1	HOME	0- 2		0- 1	2- 1			
1- 8	0- 0		0- 1	AWAY	0- 4		0- 1	1- 2			
0- 0	0- 0		0- 0	NEUTRAL	0- 0		0- 0	0- 0			
RPI S	Opponent	Score	RPI S	Opponent	Score	RPI S	Opponent	Score	RPI S	Opponent	Score
			32 H	Rice	0 3	52 A	Missouri St.	0 3	111 H	New Orleans	0 3
			35 A	Tulane	0 3	56 A	Southern Miss.	1 3	130 A	UAB	0 3
						56 H	Southern Miss.	0 3	130 H	UAB	2 3
						62 A	Tulsa	0 3	141 H	Samford	1 3
						72 A	Western Ky.	0 3	145 N	Stephen F. Austin	0 3
						74 A	SMU	0 3	148 H	Arkansas St.	0 3
						79 A	Marshall	1 3	151 H	Evansville	1 3
						79 H	Marshall	0 3	158 N	Northern Ill.	3 0
						91 H	Central Ark.	3 1	167 H	UALR	2 3
						93 N	UC Davis	0 3	173 A	UCF	0 3
									173 H	UCF	3 2
									188 N	Mississippi St.	0 3
									189 H	Houston	1 3
									197 A	UTEP	0 3
									229 H	Southeast Mo. St.	0 3
									239 A	East Carolina	3 1
									239 H	East Carolina	3 0
									291 N	Tennessee St.	3 0
									292 H	UT Martin	3 2
			LAST 10 GAMES								
			130 A	UAB	0 3	35 A	Tulane	0 3			
			79 A	Marshall	1 3	197 A	UTEP	0 3			
			239 A	East Carolina	3 1	74 A	SMU	0 3			
			173 H	UCF	3 2	62 A	Tulsa	0 3			
			56 H	Southern Miss.	0 3	292 H	UT Martin	3 2			

Non-Div. I Games:

Memphis

Average RPI Win: Average RPI Loss:	237 131	WON-LOST RECORD	WINNING PCT. RANK	LAST 10 GAMES		STRENGTH OF SCHEDULE	OPP. STRENGTH OF SCHEDULE	TEAM RPI	ADJ. RPI	CONF. RPI	ADJ CONF. RPI
DIV. I ONLY		11- 18	.37931 231	6- 4		130	224	208	.45364 202	20	18
DIV. I NON-CONF.		2- 7	.22222 279	0- 1		38	236	192	.47403 183	20	19
TOTALS	RPI 1-25	RPI 26-50		W-L RECORDS		RPI 51-100		RPI 101-150		RPI 150+	
11- 18	0- 0	0- 4		OVERALL		0- 0		2- 8		9- 6	
7- 8	0- 0	0- 2		HOME		0- 0		2- 2		5- 4	
4- 8	0- 0	0- 2		AWAY		0- 0		0- 4		4- 2	
0- 2	0- 0	0- 0		NEUTRAL		0- 0		0- 2		0- 0	
2- 7	0- 0	0- 2		NON-CONFERENCE		0- 0		0- 4		2- 1	
2- 3	0- 0	0- 1		HOME		0- 0		0- 1		2- 1	
0- 2	0- 0	0- 1		AWAY		0- 0		0- 1		0- 0	
0- 2	0- 0	0- 0		NEUTRAL		0- 0		0- 2		0- 0	
9- 11	0- 0	0- 2		CONFERENCE		0- 0		2- 4		7- 5	
5- 5	0- 0	0- 1		HOME		0- 0		2- 1		3- 3	
4- 6	0- 0	0- 1		AWAY		0- 0		0- 3		4- 2	
0- 0	0- 0	0- 0		NEUTRAL		0- 0		0- 0		0- 0	
RPI S	Opponent	Score	RPI S	Opponent	Score	RPI S	Opponent	Score	RPI S	Opponent	Score
			34 A Lipscomb		0 3				104 N Georgia		0 3
			34 H Lipscomb		0 3				114 A Belmont		1 3
			45 A Georgia Tech		0 3				114 H Belmont		3 0
			50 H Furman		2 3				119 A Fla. Gulf Coast		1 3
									119 H Fla. Gulf Coast		3 1
									120 N Austin Peay		0 3
									123 A Jacksonville		1 3
									123 H Jacksonville		0 3
									132 A Florida A&M		0 3
									132 H Florida A&M		1 3
									164 A Kennesaw St.		1 3
									164 H Kennesaw St.		1 3
									179 H Troy		3 0
									201 H Georgia St.		0 3
									208 A Campbell		3 2
									208 H Campbell		0 3
									243 A East Tenn. St.		0 3
									243 H East Tenn. St.		0 3
									264 A North Fla.		3 1
									264 H North Fla.		3 0
									284 A S.C. Upstate		3 1
									284 H S.C. Upstate		3 0
									286 H Bethune-Cookman		3 0
									304 A Stetson		3 1
									304 H Stetson		3 0
			LAST 10 GAMES								
			123 A Jacksonville		1 3		208 A Campbell	3 2			
			264 A North Fla.		3 1		243 A East Tenn. St.	0 3			
			119 H Fla. Gulf Coast		3 1		201 H Georgia St.	0 3			
			304 H Stetson		3 0		34 H Lipscomb	0 3			
			284 H S.C. Upstate		3 0		114 H Belmont	3 0			

Non-Div. I Games:

Mercer

Average RPI Win: 134		WON-LOST RECORD		WINNING PCT. RANK		LAST 10 GAMES		STRENGTH OF SCHEDULE		OPP. STRENGTH OF SCHEDULE		TEAM RPI		ADJ RPI		CONF. RPI		ADJ CONF. RPI			
DIV. I ONLY		18- 12		.6 109		6- 4		19		42		49		.59794		42		5 5			
DIV. I NON-CONF.		7- 3		.7 78		0- 0		11		64		23		.64199		22		5 5			
TOTALS		RPI 1-25		RPI 26-50		W-L RECORDS		RPI 51-100		RPI 101-150		RPI 150+									
18- 12		0- 4		4- 2		OVERALL		4- 6		3- 0		7- 0									
10- 6		0- 1		2- 1		HOME		2- 4		2- 0		4- 0									
6- 5		0- 2		1- 1		AWAY		2- 2		1- 0		2- 0									
2- 1		0- 1		1- 0		NEUTRAL		0- 0		0- 0		1- 0									
7- 3		0- 2		2- 0		NON-CONFERENCE		2- 1		1- 0		2- 0									
4- 1		0- 0		1- 0		HOME		1- 1		1- 0		1- 0									
1- 1		0- 1		0- 0		AWAY		1- 0		0- 0		0- 0									
2- 1		0- 1		1- 0		NEUTRAL		0- 0		0- 0		1- 0									
11- 9		0- 2		2- 2		CONFERENCE		2- 5		2- 0		5- 0									
6- 5		0- 1		1- 1		HOME		1- 3		1- 0		3- 0									
5- 4		0- 1		1- 1		AWAY		1- 2		1- 0		2- 0									
0- 0		0- 0		0- 0		NEUTRAL		0- 0		0- 0		0- 0									
RPI	S	Opponent		Score		RPI	S	Opponent		Score		RPI	S	Opponent		Score					
3	A	Florida St.		0 3		30	A	Duke		0 3		54	H	Albany (NY)		3 0		119	H	Fla. Gulf Coast	3 0
3	H	Florida St.		1 3		30	H	Duke		0 3		58	A	Clemson		0 3		124	A	Wake Forest	3 1
15	A	FIU		0 3		31	H	Middle Tenn.		3 1		58	H	Clemson		2 3		124	H	Wake Forest	3 1
20	N	Notre Dame		2 3		45	A	Georgia Tech		3 2		68	H	South Fla.		1 3		174	A	Maryland	3 0
						45	H	Georgia Tech		3 2		70	A	Virginia Tech		3 0		174	H	Maryland	3 0
						46	N	North Dakota St.		3 2		70	H	Virginia Tech		2 3		191	A	Boston College	3 1
												75	H	North Carolina		0 3		191	H	Boston College	3 0
												98	A	Northern Colo.		3 0		255	N	Eastern Mich.	3 0
												99	A	Virginia		2 3		272	H	North Carolina St.	3 0
												99	H	Virginia		3 1		293	H	Prairie View	3 0
LAST 10 GAMES																					
						3	H	Florida St.		1 3		30	H	Duke		0 3					
						191	H	Boston College		3 0		124	H	Wake Forest		3 1					
						174	H	Maryland		3 0		99	A	Virginia		2 3					
						58	A	Clemson		0 3		70	A	Virginia Tech		3 0					
						45	A	Georgia Tech		3 2		272	H	North Carolina St.		3 0					

Non-Div. I Games:

Miami (FL)

Average RPI Win:	181	WON-LOST RECORD	WINNING PCT. RANK	LAST 10 GAMES	STRENGTH OF SCHEDULE	OPP. STRENGTH OF SCHEDULE	TEAM RPI	ADJ RPI	CONF. RPI	ADJ CONF. RPI		
Average RPI Loss:	85											
DIV. I ONLY		17- 14	.54839	133	6- 4	100	95	105	.53119	102	13	13
DIV. I NON-CONF.		5- 8	.38462	221	0- 1	96	75	149	.50408	143	13	12
<hr/>												
TOTALS	RPI 1-25	RPI 26-50		W-L RECORDS		RPI 51-100		RPI 101-150		RPI 150+		
17- 14	0- 2	0- 3		OVERALL		1- 3		1- 4		15- 2		
8- 3	0- 0	0- 1		HOME		1- 0		1- 1		6- 1		
5- 7	0- 1	0- 2		AWAY		0- 0		0- 3		5- 1		
4- 4	0- 1	0- 0		NEUTRAL		0- 3		0- 0		4- 0		
<hr/>												
5- 8	0- 2	0- 1		NON-CONFERENCE		0- 2		0- 3		5- 0		
2- 1	0- 0	0- 0		HOME		0- 0		0- 1		2- 0		
0- 4	0- 1	0- 1		AWAY		0- 0		0- 2		0- 0		
3- 3	0- 1	0- 0		NEUTRAL		0- 2		0- 0		3- 0		
<hr/>												
12- 6	0- 0	0- 2		CONFERENCE		1- 1		1- 1		10- 2		
6- 2	0- 0	0- 1		HOME		1- 0		1- 0		4- 1		
5- 3	0- 0	0- 1		AWAY		0- 0		0- 1		5- 1		
1- 1	0- 0	0- 0		NEUTRAL		0- 1		0- 0		1- 0		
<hr/>												
RPI S	Opponent	Score	RPI S	Opponent	Score	RPI S	Opponent	Score	RPI S	Opponent	Score	
2 N	Penn St.	0 3	27 A	Ohio	0 3	61 H	Western Mich.	3 2	118 H	Central Mich.	3 2	
24 A	St. Louis	1 3	27 H	Ohio	0 3	61 N	Western Mich.	0 3	128 H	Pacific	1 3	
			43 A	Cincinnati	0 3	64 N	Northwestern	1 3	134 A	IUPUI	1 3	
						72 N	Western Ky.	1 3	138 A	Toledo	0 3	
									145 A	Stephen F. Austin	1 3	
									152 A	Ball St.	3 1	
									158 A	Northern Ill.	0 3	
									159 A	Buffalo	3 2	
									159 H	Buffalo	3 1	
									161 N	Alabama	3 2	
									172 A	Kent St.	3 1	
									172 H	Kent St.	0 3	
									179 H	Troy	3 0	
									189 N	Houston	3 0	
									192 A	Bowling Green	3 0	
									192 H	Bowling Green	3 1	
									192 N	Bowling Green	3 0	
									193 A	Akron	3 0	
									193 H	Akron	3 1	
									240 H	St. John's (NY)	3 0	
									255 H	Eastern Mich.	3 0	
									276 N	A&M-Corpus Christi	3 1	
<hr/>												
			LAST 10 GAMES									
			43 A	Cincinnati	0 3	61 H	Western Mich.	3 2				
			61 N	Western Mich.	0 3	192 H	Bowling Green	3 1				
			192 N	Bowling Green	3 0	159 A	Buffalo	3 2				
			172 H	Kent St.	0 3	193 A	Akron	3 0				
			27 H	Ohio	0 3	152 A	Ball St.	3 1				

Non-Div. I Games:

Miami (OH)

Average RPI Win:	99	WON-LOST RECORD		WINNING PCT. RANK		LAST 10 GAMES		STRENGTH OF SCHEDULE		OPP. STRENGTH OF SCHEDULE		TEAM RPI		ADJ RPI		CONF. RPI		ADJ CONF. RPI				
DIV. I ONLY		17- 15		.53125	148	3- 7		5		23		48		.59883	41	2		2				
DIV. I NON-CONF.		12- 0		1	1	0- 0		10		144		3		.70895	3	1		1				
<hr/>																						
TOTALS		RPI 1-25		RPI 26-50		W-L RECORDS		RPI 51-100		RPI 101-150		RPI 150+										
17- 15		2- 7		1- 2		OVERALL		8- 6		2- 0		4- 0										
8- 5		2- 3		0- 1		HOME		6- 1		0- 0		0- 0										
4- 10		0- 4		0- 1		AWAY		1- 5		2- 0		1- 0										
5- 0		0- 0		1- 0		NEUTRAL		1- 0		0- 0		3- 0										
12- 0		1- 0		1- 0		NON-CONFERENCE		4- 0		2- 0		4- 0										
3- 0		1- 0		0- 0		HOME		2- 0		0- 0		0- 0										
4- 0		0- 0		0- 0		AWAY		1- 0		2- 0		1- 0										
5- 0		0- 0		1- 0		NEUTRAL		1- 0		0- 0		3- 0										
5- 15		1- 7		0- 2		CONFERENCE		4- 6		0- 0		0- 0										
5- 5		1- 3		0- 1		HOME		4- 1		0- 0		0- 0										
0- 10		0- 4		0- 1		AWAY		0- 5		0- 0		0- 0										
0- 0		0- 0		0- 0		NEUTRAL		0- 0		0- 0		0- 0										
RPI	S	Opponent		Score		RPI	S	Opponent		Score		RPI	S	Opponent		Score						
2	A	Penn St.		0	3	29	A	Ohio St.		0	3	54	H	Albany (NY)		3	0	110	A	Cleveland St.	3	1
2	H	Penn St.		0	3	29	H	Ohio St.		1	3	58	A	Clemson		3	2	110	A	Cleveland St.	3	0
4	A	Illinois		0	3	50	N	Furman		3	0	63	A	Purdue		1	3	169	N	Duquesne	3	0
4	H	Illinois		3	2							63	H	Purdue		3	0	201	N	Georgia St.	3	0
8	A	Minnesota		2	3							64	A	Northwestern		1	3	219	A	Ill.-Chicago	3	1
8	H	Minnesota		2	3							64	H	Northwestern		3	1	224	N	Presbyterian	3	0
11	A	Michigan		2	3							75	H	North Carolina		3	2					
11	H	Michigan		0	3							78	A	Wisconsin		0	3					
21	H	Southern California		3	2							78	H	Wisconsin		3	0					
												80	A	Indiana		1	3					
												80	H	Indiana		2	3					
												89	N	Syracuse		3	2					
												97	A	Iowa		0	3					
												97	H	Iowa		3	0					
<hr/>																						
LAST 10 GAMES																						
29	A	Ohio St.		0	3	80	H	Indiana		2	3											
2	A	Penn St.		0	3	4	A	Illinois		0	3											
8	H	Minnesota		2	3	64	A	Northwestern		1	3											
11	A	Michigan		2	3	78	H	Wisconsin		3	0											
63	H	Purdue		3	0	97	H	Iowa		3	0											

Non-Div. I Games:

Michigan St.

Average RPI Win:	71	WON-LOST RECORD		WINNING PCT. RANK		LAST 10 GAMES		STRENGTH OF SCHEDULE		OPP. STRENGTH OF SCHEDULE		TEAM RPI		ADJ RPI		CONF. RPI		ADJ CONF. RPI			
DIV. I ONLY		24- 9		.72727	50	6- 4		8		5		12		.6617	11	2		2			
DIV. I NON-CONF.		12- 1		.92308	11	0- 0		22		17		5		.70012	5	1		1			
<hr/>																					
TOTALS		RPI 1-25		RPI 26-50		W-L RECORDS		RPI 51-100		RPI 101-150		RPI 150+									
24- 9		5- 5		3- 1		OVERALL		12- 3		3- 0		1- 0									
13- 4		2- 2		2- 0		HOME		7- 2		2- 0		0- 0									
7- 5		0- 3		1- 1		AWAY		5- 1		0- 0		1- 0									
4- 0		3- 0		0- 0		NEUTRAL		0- 0		1- 0		0- 0									
12- 1		4- 0		0- 0		NON-CONFERENCE		4- 1		3- 0		1- 0									
6- 1		1- 0		0- 0		HOME		3- 1		2- 0		0- 0									
2- 0		0- 0		0- 0		AWAY		1- 0		0- 0		1- 0									
4- 0		3- 0		0- 0		NEUTRAL		0- 0		1- 0		0- 0									
12- 8		1- 5		3- 1		CONFERENCE		8- 2		0- 0		0- 0									
7- 3		1- 2		2- 0		HOME		4- 1		0- 0		0- 0									
5- 5		0- 3		1- 1		AWAY		4- 1		0- 0		0- 0									
0- 0		0- 0		0- 0		NEUTRAL		0- 0		0- 0		0- 0									
RPI	S	Opponent		Score		RPI	S	Opponent		Score		RPI	S	Opponent		Score					
2	A	Penn St.		0 3		29	A	Ohio St.		0 3		53	A	Xavier		3 1		112	N	Kansas St.	3 1
2	H	Penn St.		2 3		29	H	Ohio St.		3 1		63	A	Purdue		3 2		125	H	Morehead St.	3 0
4	A	Illinois		1 3		41	A	Michigan St.		3 0		63	H	Purdue		3 2		144	H	Fairfield	3 0
4	H	Illinois		2 3		41	H	Michigan St.		3 2		64	A	Northwestern		3 1		255	A	Eastern Mich.	3 0
8	A	Minnesota		1 3								64	H	Northwestern		3 0					
8	H	Minnesota		3 0								65	H	Missouri		3 0					
12	N	Nebraska		3 0								69	H	VCU		3 0					
17	N	Tennessee		3 1								73	H	Oregon St.		0 3					
19	H	Dayton		3 0								78	A	Wisconsin		1 3					
20	N	Notre Dame		3 0								78	H	Wisconsin		1 3					
												80	A	Indiana		3 0					
												80	H	Indiana		3 2					
												82	H	Marquette		3 0					
												97	A	Iowa		3 2					
												97	H	Iowa		3 1					
<hr/>																					
LAST 10 GAMES																					
2 A Penn St.						0 3		63 H Purdue						3 2							
29 A Ohio St.						0 3		64 A Northwestern						3 1							
8 H Minnesota						3 0		4 A Illinois						1 3							
41 H Michigan St.						3 2		97 H Iowa						3 1							
80 H Indiana						3 2		78 H Wisconsin						1 3							

Non-Div. I Games:

Michigan

Average RPI Win:	156	WON-LOST	WINNING	LAST 10	STRENGTH OF	OPP. STRENGTH	TEAM	ADJ	CONF.	ADJ CONF.		
Average RPI Loss:	23	RECORD	PCT. RANK	GAMES	SCHEDULE	OF SCHEDULE	RPI	RPI	RPI	RPI		
DIV. I ONLY		25- 9	.73529	46	8- 2	24	87	31	.62222	31	15	15
DIV. I NON-CONF.		7- 7	.5	171	0- 1	8	11	54	.6025	51	15	14
<hr/>												
TOTALS	RPI 1-25	RPI 26-50		W-L RECORDS		RPI 51-100		RPI 101-150		RPI 150+		
25- 9	1- 6	1- 2		OVERALL		5- 1		4- 0		14- 0		
14- 3	0- 2	1- 1		HOME		4- 0		2- 0		7- 0		
9- 3	0- 2	0- 1		AWAY		1- 0		2- 0		6- 0		
2- 3	1- 2	0- 0		NEUTRAL		0- 1		0- 0		1- 0		
<hr/>												
7- 7	0- 4	1- 2		NON-CONFERENCE		2- 1		1- 0		3- 0		
5- 2	0- 1	1- 1		HOME		2- 0		0- 0		2- 0		
2- 2	0- 1	0- 1		AWAY		0- 0		1- 0		1- 0		
0- 3	0- 2	0- 0		NEUTRAL		0- 1		0- 0		0- 0		
<hr/>												
18- 2	1- 2	0- 0		CONFERENCE		3- 0		3- 0		11- 0		
9- 1	0- 1	0- 0		HOME		2- 0		2- 0		5- 0		
7- 1	0- 1	0- 0		AWAY		1- 0		1- 0		5- 0		
2- 0	1- 0	0- 0		NEUTRAL		0- 0		0- 0		1- 0		
<hr/>												
RPI S	Opponent	Score		RPI S	Opponent	Score		RPI S	Opponent	Score		
3 N	Florida St.	0	3	27 H	Ohio	0	3	53 H	Xavier	3	0	
7 N	Washington	0	3	42 A	Miami (FL)	1	3	54 N	Albany (NY)	2	3	
15 A	FIU	1	3	45 H	Georgia Tech	3	1	57 H	Kansas	3	1	
15 H	FIU	1	3					72 A	Western Ky.	3	1	
15 N	FIU	3	1					72 H	Western Ky.	3	1	
16 H	UNI	0	3					72 H	Western Ky.	3	2	
24 A	St. Louis	1	3									
<hr/>												
LAST 10 GAMES												
24 A	St. Louis	1	3	250 A	South Ala.	3	0	111 A	New Orleans	3	0	
15 N	FIU	3	1	15 H	FIU	1	3	130 A	UAB	3	0	
72 H	Western Ky.	3	1	249 H	Fla. Atlantic	3	0	146 H	Denver	3	0	
167 N	UALR	3	1	179 H	Troy	3	0	148 H	Arkansas St.	3	2	
179 A	Troy	3	0	250 H	South Ala.	3	0	158 H	Northern Ill.	3	0	
								167 H	UALR	3	0	
								167 N	UALR	3	1	
								175 A	UTSA	3	0	
								179 A	Troy	3	0	
								179 H	Troy	3	0	
								183 H	Murray St.	3	0	
								200 H	North Texas	3	0	
								249 A	Fla. Atlantic	3	0	
								249 H	Fla. Atlantic	3	0	
								250 A	South Ala.	3	0	
								250 H	South Ala.	3	0	
								273 A	La.-Lafayette	3	0	
								307 A	La.-Monroe	3	0	

Non-Div. I Games:

Middle Tenn.

[illegible]

Non-Div. I Games:

Milwaukee

Average RPI Win:	74	WON-LOST RECORD	WINNING PCT. RANK	LAST 10 GAMES	STRENGTH OF SCHEDULE	OPP. STRENGTH OF SCHEDULE	TEAM RPI	ADJ RPI	CONF. RPI	ADJ CONF. RPI
DIV. I ONLY		24- 8	.75 38	7- 3	4	4	7	.6677 8	2	2
DIV. I NON-CONF.		9- 3	.75 54	0- 0	17	18	18	.65442 18	1	1
<hr/>										
TOTALS	RPI 1-25	RPI 26-50		W-L RECORDS	RPI 51-100		RPI 101-150		RPI 150+	
24- 8	3- 7	4- 1		OVERALL	14- 0		2- 0		1- 0	
12- 1	3- 1	2- 0		HOME	7- 0		0- 0		0- 0	
10- 4	0- 3	1- 1		AWAY	7- 0		1- 0		1- 0	
2- 3	0- 3	1- 0		NEUTRAL	0- 0		1- 0		0- 0	
<hr/>										
9- 3	1- 3	1- 0		NON-CONFERENCE	4- 0		2- 0		1- 0	
3- 0	1- 0	0- 0		HOME	2- 0		0- 0		0- 0	
4- 0	0- 0	0- 0		AWAY	2- 0		1- 0		1- 0	
2- 3	0- 3	1- 0		NEUTRAL	0- 0		1- 0		0- 0	
<hr/>										
15- 5	2- 4	3- 1		CONFERENCE	10- 0		0- 0		0- 0	
9- 1	2- 1	2- 0		HOME	5- 0		0- 0		0- 0	
6- 4	0- 3	1- 1		AWAY	5- 0		0- 0		0- 0	
0- 0	0- 0	0- 0		NEUTRAL	0- 0		0- 0		0- 0	
<hr/>										
RPI S	Opponent	Score		RPI S	Opponent	Score		RPI S	Opponent	Score
2 A	Penn St.	0	3	29 A	Ohio St.	0	3	60 A	George Mason	3 0
2 H	Penn St.	0	3	29 H	Ohio St.	3	1	63 A	Purdue	3 0
4 A	Illinois	0	3	41 A	Michigan St.	3	2	63 H	Purdue	3 0
4 H	Illinois	3	0	41 H	Michigan St.	3	2	64 A	Northwestern	3 1
6 H	Iowa St.	3	1	45 N	Georgia Tech	3	1	64 H	Northwestern	3 0
7 N	Washington	0	3					68 A	South Fla.	3 0
11 A	Michigan	0	3					77 H	Auburn	3 0
11 H	Michigan	3	1					78 A	Wisconsin	3 0
12 N	Nebraska	2	3					78 H	Wisconsin	3 0
21 N	Oregon	2	3					80 A	Indiana	3 0
								80 H	Indiana	3 0
								86 H	George Washington	3 0
								97 A	Iowa	3 0
								97 H	Iowa	3 0
<hr/>										
				LAST 10 GAMES						
				4 H	Illinois	3	0	97 A	Iowa	3 0
				64 H	Northwestern	3	0	63 H	Purdue	3 0
				41 A	Michigan St.	3	2	80 H	Indiana	3 0
				11 A	Michigan	0	3	29 A	Ohio St.	0 3
				78 A	Wisconsin	3	0	2 A	Penn St.	0 3

Non-Div. I Games:

Minnesota

Average RPI Win:		199	WON-LOST	WINNING	LAST 10	STRENGTH OF		OPP. STRENGTH	TEAM	ADJ	CONF.	ADJ CONF.
Average RPI Loss:		80	RECORD	PCT. RANK	GAMES	SCHEDULE		OF SCHEDULE	RPI	RPI	RPI	RPI
DIV. I ONLY			9- 22	.29032	269	4- 6		85	68	194	.46724	188
DIV. I NON-CONF.			4- 7	.36364	229	0- 0		145	230	211	.45376	213
TOTALS		RPI 1-25	RPI 26-50		W-L RECORDS		RPI 51-100		RPI 101-150		RPI 150+	
9- 22	0- 6		0- 2		OVERALL		0- 5		2- 6		7- 3	
7- 10	0- 3		0- 1		HOME		0- 2		2- 2		5- 2	
1- 10	0- 3		0- 1		AWAY		0- 2		0- 3		1- 1	
1- 2	0- 0		0- 0		NEUTRAL		0- 1		0- 1		1- 0	
4- 7	0- 0		0- 0		NON-CONFERENCE		0- 3		0- 2		4- 2	
3- 4	0- 0		0- 0		HOME		0- 1		0- 1		3- 2	
0- 1	0- 0		0- 0		AWAY		0- 1		0- 0		0- 0	
1- 2	0- 0		0- 0		NEUTRAL		0- 1		0- 1		1- 0	
5- 15	0- 6		0- 2		CONFERENCE		0- 2		2- 4		3- 1	
4- 6	0- 3		0- 1		HOME		0- 1		2- 1		2- 0	
1- 9	0- 3		0- 1		AWAY		0- 1		0- 3		1- 1	
0- 0	0- 0		0- 0		NEUTRAL		0- 0		0- 0		0- 0	
RPI S	Opponent	Score	RPI S	Opponent	Score	RPI S	Opponent	Score	RPI S	Opponent	Score	
13 A	LSU	0 3	26 A	Kentucky	0 3	52 A	Missouri St.	0 3	104 A	Georgia	0 3	
13 H	LSU	0 3	26 H	Kentucky	0 3	56 H	Southern Miss.	2 3	104 H	Georgia	1 3	
14 A	Florida	0 3				77 A	Auburn	0 3	105 A	South Carolina	0 3	
14 H	Florida	0 3				77 H	Auburn	0 3	105 H	South Carolina	3 1	
17 A	Tennessee	0 3				93 N	UC Davis	0 3	137 A	Arkansas	1 3	
17 H	Tennessee	0 3							137 H	Arkansas	3 1	
									145 N	Stephen F. Austin	1 3	
									148 H	Arkansas St.	1 3	
									160 A	Mississippi	3 2	
									160 H	Mississippi	3 1	
									161 A	Alabama	2 3	
									161 H	Alabama	3 0	
									167 H	UALR	1 3	
									198 H	McNeese St.	1 3	
									238 N	Memphis	3 0	
									255 H	Eastern Mich.	3 2	
									289 H	Jackson St.	3 0	
									290 H	Northwestern St.	3 0	
LAST 10 GAMES												
	161 H	Alabama	3	0		17 A	Tennessee	0 3				
	13 A	LSU	0	3		14 H	Florida	0 3				
	160 H	Mississippi	3	1		105 H	South Carolina	3 1				
	137 H	Arkansas	3	1		77 A	Auburn	0 3				
	26 A	Kentucky	0	3		104 A	Georgia	0 3				

Non-Div. I Games:

Mississippi St.

Average RPI Win: 326		WON-LOST RECORD		WINNING PCT. RANK		LAST 10 GAMES		STRENGTH OF SCHEDULE		OPP. STRENGTH OF SCHEDULE		TEAM RPI		ADJ RPI		CONF. RPI		ADJ CONF. RPI	
DIV. I ONLY		12- 14		.46154 187		4- 6		328		330		315		.30721 312		32		32	
DIV. I NON-CONF.		0- 2		0 321		0- 0		268		330		327		.28244 322		32		32	
TOTALS		RPI 1-25		RPI 26-50		W-L RECORDS		RPI 51-100		RPI 101-150		RPI 150+							
12- 14		0- 0		0- 0		OVERALL		0- 0		0- 0		12- 14							
6- 3		0- 0		0- 0		HOME		0- 0		0- 0		6- 3							
4- 4		0- 0		0- 0		AWAY		0- 0		0- 0		4- 4							
2- 7		0- 0		0- 0		NEUTRAL		0- 0		0- 0		2- 7							
0- 2		0- 0		0- 0		NON-CONFERENCE		0- 0		0- 0		0- 2							
0- 0		0- 0		0- 0		HOME		0- 0		0- 0		0- 0							
0- 0		0- 0		0- 0		AWAY		0- 0		0- 0		0- 0							
0- 2		0- 0		0- 0		NEUTRAL		0- 0		0- 0		0- 2							
12- 12		0- 0		0- 0		CONFERENCE		0- 0		0- 0		12- 12							
6- 3		0- 0		0- 0		HOME		0- 0		0- 0		6- 3							
4- 4		0- 0		0- 0		AWAY		0- 0		0- 0		4- 4							
2- 5		0- 0		0- 0		NEUTRAL		0- 0		0- 0		2- 5							
RPI	S	Opponent		Score		RPI	S	Opponent		Score		RPI	S	Opponent		Score			

Non-Div. I Games: Philander Smith 3 0 Central Baptist 3 0 Dillard 3 2 Mississippi Val.

Average RPI Win:	166	WON-LOST RECORD	WINNING PCT. RANK	LAST 10 GAMES	STRENGTH OF SCHEDULE	OPP. STRENGTH OF SCHEDULE	TEAM RPI	ADJ RPI	CONF. RPI	ADJ CONF. RPI		
Average RPI Loss:	70											
DIV. I ONLY		10- 20	.33333	253	2- 8	89	45	174	.48453	160	4	4
DIV. I NON-CONF.		6- 4	.6	123	0- 0	136	132	112	.53196	109	4	4
<hr/>												
TOTALS	RPI 1-25	RPI 26-50		W-L RECORDS		RPI 51-100		RPI 101-150		RPI 150+		
10- 20	0- 6	0- 3		OVERALL		0- 5		6- 3		4- 3		
7- 7	0- 3	0- 1		HOME		0- 1		4- 1		3- 1		
1- 11	0- 3	0- 2		AWAY		0- 2		1- 2		0- 2		
2- 2	0- 0	0- 0		NEUTRAL		0- 2		1- 0		1- 0		
6- 4	0- 0	0- 1		NON-CONFERENCE		0- 3		3- 0		3- 0		
4- 0	0- 0	0- 0		HOME		0- 0		2- 0		2- 0		
0- 2	0- 0	0- 1		AWAY		0- 1		0- 0		0- 0		
2- 2	0- 0	0- 0		NEUTRAL		0- 2		1- 0		1- 0		
4- 16	0- 6	0- 2		CONFERENCE		0- 2		3- 3		1- 3		
3- 7	0- 3	0- 1		HOME		0- 1		2- 1		1- 1		
1- 9	0- 3	0- 1		AWAY		0- 1		1- 2		0- 2		
0- 0	0- 0	0- 0		NEUTRAL		0- 0		0- 0		0- 0		
RPI S	Opponent	Score	RPI S	Opponent	Score	RPI S	Opponent	Score	RPI S	Opponent	Score	
13 A	LSU	0 3	26 A	Kentucky	0 3	58 N	Clemson	1 3	104 A	Georgia	1 3	
13 H	LSU	0 3	26 H	Kentucky	0 3	65 A	Missouri	0 3	104 H	Georgia	3 0	
14 A	Florida	0 3	45 A	Georgia Tech	1 3	77 A	Auburn	1 3	105 A	South Carolina	0 3	
14 H	Florida	2 3				77 H	Auburn	1 3	105 H	South Carolina	0 3	
17 A	Tennessee	0 3				96 N	BYU	0 3	106 N	Texas St.	3 0	
17 H	Tennessee	1 3							130 H	UAB	3 2	
									137 A	Arkansas	3 0	
									137 H	Arkansas	3 2	
									139 H	Milwaukee	3 2	
									161 A	Alabama	0 3	
									161 H	Alabama	3 2	
									188 A	Mississippi St.	1 3	
									188 H	Mississippi St.	2 3	
									193 H	Akron	3 0	
									229 N	Southeast Mo. St.	3 1	
									327 H	Alcorn St.	3 0	
			LAST 10 GAMES									
			137 H	Arkansas	3 2	13 H	LSU	0 3				
			77 H	Auburn	1 3	26 H	Kentucky	0 3				
			104 H	Georgia	3 0	17 H	Tennessee	1 3				
			188 A	Mississippi St.	1 3	14 A	Florida	0 3				
			161 A	Alabama	0 3	105 A	South Carolina	0 3				

Non-Div. I Games:

Mississippi

Average RPI Win:		151	WON-LOST RECORD		WINNING PCT. RANK		LAST 10 GAMES		STRENGTH OF SCHEDULE		OPP. STRENGTH OF SCHEDULE		TEAM RPI		ADJ RPI		CONF. RPI		ADJ CONF. RPI				
DIV. I ONLY			21- 10		.67742 70		6- 4		61		80		52		.58935 52		7 7						
DIV. I NON-CONF.			7- 5		.58333 135		0- 1		87		71		91		.55931 88		10 10						
TOTALS		RPI 1-25		RPI 26-50		W-L RECORDS		RPI 51-100		RPI 101-150		RPI 150+											
21- 10		0- 3		2- 3		OVERALL		5- 1		5- 3		9- 0											
12- 1		0- 1		1- 0		HOME		3- 0		3- 0		5- 0											
6- 6		0- 2		0- 2		AWAY		2- 0		1- 2		3- 0											
3- 3		0- 0		1- 1		NEUTRAL		0- 1		1- 1		1- 0											
7- 5		0- 1		1- 1		NON-CONFERENCE		1- 1		2- 2		3- 0											
4- 0		0- 0		0- 0		HOME		1- 0		1- 0		2- 0											
0- 3		0- 1		0- 1		AWAY		0- 0		0- 1		0- 0											
3- 2		0- 0		1- 0		NEUTRAL		0- 1		1- 1		1- 0											
14- 5		0- 2		1- 2		CONFERENCE		4- 0		3- 1		6- 0											
8- 1		0- 1		1- 0		HOME		2- 0		2- 0		3- 0											
6- 3		0- 1		0- 1		AWAY		2- 0		1- 1		3- 0											
0- 1		0- 0		0- 1		NEUTRAL		0- 0		0- 0		0- 0											
RPI	S	Opponent		Score		RPI	S	Opponent		Score		RPI	S	Opponent		Score		RPI	S	Opponent		Score	
16	A	UNI		1 3		27	A	Ohio		1 3		80	N	Indiana		2 3		107	A	Southern Ill.		2 3	
16	H	UNI		0 3		28	A	Wichita St.		0 3		83	A	Creighton		3 0		107	H	Southern Ill.		3 0	
21	A	Oregon		0 3		28	H	Wichita St.		3 2		83	H	Creighton		3 0		115	N	San Francisco		3 2	
						28	N	Wichita St.		2 3		93	H	UC Davis		3 1		116	N	Eastern Wash.		1 3	
						46	N	Delaware		3 1		100	A	Drake		3 0		127	A	IPFW		2 3	
												100	H	Drake		3 1		131	A	Illinois St.		3 1	
																		131	H	Illinois St.		3 0	
																		145	H	Stephen F. Austin		3 1	
																		151	A	Evansville		3 1	
																		151	H	Evansville		3 2	
																		188	H	Mississippi St.		3 0	
																		238	H	Memphis		3 0	
																		241	N	Eastern Ky.		3 0	
																		242	A	Indiana St.		3 0	
																		242	H	Indiana St.		3 1	
																		278	A	Bradley		3 0	
																		278	H	Bradley		3 0	
LAST 10 GAMES																							
						28	N	Wichita St.		2 3		107	A	Southern Ill.		2 3							
						131	A	Illinois St.		3 1		151	A	Evansville		3 1							
						242	A	Indiana St.		3 0		100	H	Drake		3 1							
						278	H	Bradley		3 0		83	H	Creighton		3 0							
						16	H	UNI		0 3		127	A	IPFW		2 3							

Non-Div. I Games:

Missouri St.

Average RPI Win:	130	WON-LOST RECORD	WINNING PCT. RANK	LAST 10 GAMES	STRENGTH OF SCHEDULE	OPP. STRENGTH OF SCHEDULE	TEAM RPI	ADJ RPI	CONF. RPI	ADJ CONF. RPI		
DIV. I ONLY		18- 14	.5625	130	5- 5	48	34	66	.57306	65	3	3
DIV. I NON-CONF.		9- 3	.75	54	1- 0	69	104	52	.59962	54	3	3
<hr/>												
TOTALS	RPI 1-25	RPI 26-50		W-L RECORDS		RPI 51-100		RPI 101-150		RPI 150+		
18- 14	0- 7	2- 4		OVERALL		4- 2		7- 1		5- 0		
11- 4	0- 3	2- 1		HOME		2- 0		3- 0		4- 0		
4- 8	0- 4	0- 3		AWAY		1- 0		2- 1		1- 0		
3- 2	0- 0	0- 0		NEUTRAL		1- 2		2- 0		0- 0		
9- 3	0- 1	0- 0		NON-CONFERENCE		2- 2		4- 0		3- 0		
5- 0	0- 0	0- 0		HOME		1- 0		1- 0		3- 0		
1- 1	0- 1	0- 0		AWAY		0- 0		1- 0		0- 0		
3- 2	0- 0	0- 0		NEUTRAL		1- 2		2- 0		0- 0		
9- 11	0- 6	2- 4		CONFERENCE		2- 0		3- 1		2- 0		
6- 4	0- 3	2- 1		HOME		1- 0		2- 0		1- 0		
3- 7	0- 3	0- 3		AWAY		1- 0		1- 1		1- 0		
0- 0	0- 0	0- 0		NEUTRAL		0- 0		0- 0		0- 0		
<hr/>												
RPI S	Opponent	Score	RPI S	Opponent	Score	RPI S	Opponent	Score	RPI S	Opponent	Score	
1 A	Texas	0 3	33 A	Baylor	0 3	55 N	Washington St.	0 3	106 H	Texas St.	3 0	
1 H	Texas	0 3	33 H	Baylor	1 3	57 A	Kansas	3 1	112 A	Kansas St.	1 3	
6 A	Iowa St.	0 3	40 A	Texas A&M	0 3	57 H	Kansas	3 1	112 H	Kansas St.	3 0	
6 H	Iowa St.	0 3	40 H	Texas A&M	3 2	69 N	VCU	3 0	125 N	Morehead St.	3 1	
11 A	Michigan	0 3	49 A	Oklahoma	1 3	81 N	Utah	1 3	129 A	Utah Valley	3 1	
12 A	Nebraska	0 3	49 H	Oklahoma	3 0	96 H	BYU	3 1	136 A	Colorado	3 1	
12 H	Nebraska	1 3							136 H	Colorado	3 1	
									144 N	Fairfield	3 0	
									160 H	Mississippi	3 0	
									199 H	UMKC	3 0	
									207 A	Texas Tech	3 0	
									207 H	Texas Tech	3 0	
									309 H	SIU Edwardsville	3 0	
<hr/>												
LAST 10 GAMES												
40 A Texas A&M						0	3	49 H Oklahoma	3	0		
33 H Baylor						1	3	1 H Texas	0	3		
6 H Iowa St.						0	3	12 A Nebraska	0	3		
207 A Texas Tech						3	0	309 H SIU Edwardsville	3	0		
136 A Colorado						3	1	112 H Kansas St.	3	0		

Non-Div. I Games:

Missouri

Average RPI Win: 228		WON-LOST RECORD		WINNING PCT. RANK		LAST 10 GAMES		STRENGTH OF SCHEDULE		OPP. STRENGTH OF SCHEDULE		TEAM RPI		ADJ RPI		CONF. RPI		ADJ CONF. RPI	
DIV. I ONLY		3- 23		.11538 316		1- 9		263		247		313		.31336 306		25		21	
DIV. I NON-CONF.		2- 8		.2 285		0- 1		283		257		308		.34004 298		17		17	
TOTALS		RPI 1-25		RPI 26-50		W-L RECORDS		RPI 51-100		RPI 101-150		RPI 150+							
3- 23		0- 0		0- 0		OVERALL		0- 6		0- 3		3- 14							
0- 9		0- 0		0- 0		HOME		0- 2		0- 1		0- 6							
1- 10		0- 0		0- 0		AWAY		0- 3		0- 1		1- 6							
2- 4		0- 0		0- 0		NEUTRAL		0- 1		0- 1		2- 2							
2- 8		0- 0		0- 0		NON-CONFERENCE		0- 2		0- 1		2- 5							
0- 1		0- 0		0- 0		HOME		0- 0		0- 0		0- 1							
0- 3		0- 0		0- 0		AWAY		0- 1		0- 0		0- 2							
2- 4		0- 0		0- 0		NEUTRAL		0- 1		0- 1		2- 2							
1- 15		0- 0		0- 0		CONFERENCE		0- 4		0- 2		1- 9							
0- 8		0- 0		0- 0		HOME		0- 2		0- 1		0- 5							
1- 7		0- 0		0- 0		AWAY		0- 2		0- 1		1- 4							
0- 0		0- 0		0- 0		NEUTRAL		0- 0		0- 0		0- 0							
RPI	S	Opponent	Score	RPI	S	Opponent	Score	RPI	S	Opponent	Score	RPI	S	Opponent	Score				
								55	A	Washington St.	1 3	116	A	Eastern Wash.	0 3				
								84	A	Portland St.	0 3	116	H	Eastern Wash.	0 3				
								84	H	Portland St.	0 3	142	N	North Dakota	1 3				
								93	N	UC Davis	0 3	156	A	Montana	3 2				
								98	A	Northern Colo.	0 3	156	H	Montana	0 3				
								98	H	Northern Colo.	2 3	197	N	UTEP	3 2				
												213	A	Idaho St.	0 3				
												213	H	Idaho St.	2 3				
												214	A	Sacramento St.	0 3				
												214	H	Sacramento St.	2 3				
												218	A	Wyoming	2 3				
												220	N	Fresno St.	1 3				
												228	N	Portland	0 3				
												254	H	Seattle	2 3				
												260	A	Weber St.	1 3				
												260	H	Weber St.	2 3				
												262	A	Northern Ariz.	1 3				
												262	H	Northern Ariz.	0 3				
												278	A	Bradley	1 3				
												330	N	Coppin St.	3 1				
LAST 10 GAMES																			
								260	A	Weber St.	1 3	84	H	Portland St.	0 3				
								213	A	Idaho St.	0 3	116	H	Eastern Wash.	0 3				
								214	H	Sacramento St.	2 3	254	H	Seattle	2 3				
								98	A	Northern Colo.	0 3	156	A	Montana	3 2				
								262	A	Northern Ariz.	1 3	214	A	Sacramento St.	0 3				

Non-Div. I Games:

Montana St.

Average RPI Win: 202 Average RPI Loss: 124		WON-LOST RECORD	WINNING PCT. RANK	LAST 10 GAMES	STRENGTH OF SCHEDULE	OPP. STRENGTH OF SCHEDULE	TEAM RPI	ADJ RPI	CONF. RPI	ADJ CONF. RPI	
DIV. I ONLY		14- 14	.5 156	6- 4	162	185	156	.48763 156	25	21	
DIV. I NON-CONF.		4- 7	.36364 229	0- 0	101	96	163	.48918 158	17	17	
<hr/>											
TOTALS		RPI 1-25	RPI 26-50		W-L RECORDS		RPI 51-100		RPI 101-150		RPI 150+
14- 14		0- 0	0- 0		OVERALL		1- 9		4- 1		9- 4
6- 5		0- 0	0- 0		HOME		1- 3		2- 0		3- 2
5- 7		0- 0	0- 0		AWAY		0- 5		0- 1		5- 1
3- 2		0- 0	0- 0		NEUTRAL		0- 1		2- 0		1- 1
4- 7		0- 0	0- 0		NON-CONFERENCE		0- 5		3- 0		1- 2
1- 2		0- 0	0- 0		HOME		0- 2		1- 0		0- 0
0- 4		0- 0	0- 0		AWAY		0- 3		0- 0		0- 1
3- 1		0- 0	0- 0		NEUTRAL		0- 0		2- 0		1- 1
10- 7		0- 0	0- 0		CONFERENCE		1- 4		1- 1		8- 2
5- 3		0- 0	0- 0		HOME		1- 1		1- 0		3- 2
5- 3		0- 0	0- 0		AWAY		0- 2		0- 1		5- 0
0- 1		0- 0	0- 0		NEUTRAL		0- 1		0- 0		0- 0
RPI S	Opponent	Score	RPI S	Opponent	Score	RPI S	Opponent	Score	RPI S	Opponent	Score
						67 A	UC Irvine	1 3	108 N	Liberty	3 1
						70 A	Virginia Tech	1 3	116 A	Eastern Wash.	1 3
						74 H	SMU	2 3	116 H	Eastern Wash.	3 1
						84 A	Portland St.	0 3	135 N	Northeastern	3 0
						84 H	Portland St.	0 3	142 H	North Dakota	3 2
						84 N	Portland St.	1 3	168 A	Gonzaga	1 3
						87 H	Arizona St.	2 3	195 N	UNC Greensboro	2 3
						94 A	Cal St. Fullerton	1 3	213 A	Idaho St.	3 2
						98 A	Northern Colo.	1 3	213 H	Idaho St.	1 3
						98 H	Northern Colo.	3 1	214 A	Sacramento St.	3 0
									214 H	Sacramento St.	3 2
									242 N	Indiana St.	3 0
									260 A	Weber St.	3 1
									260 H	Weber St.	3 1
									262 A	Northern Ariz.	3 0
									262 H	Northern Ariz.	3 0
									306 A	Montana St.	3 0
									306 H	Montana St.	2 3
			LAST 10 GAMES								
						84 N	Portland St.	1 3	98 A	Northern Colo.	1 3
						213 A	Idaho St.	3 2	116 H	Eastern Wash.	3 1
						260 A	Weber St.	3 1	84 H	Portland St.	0 3
						214 H	Sacramento St.	3 2	306 H	Montana St.	2 3
						262 A	Northern Ariz.	3 0	214 A	Sacramento St.	3 0

Non-Div. I Games:

Montana

Average RPI Win:		228	WON-LOST RECORD		WINNING PCT. RANK		LAST 10 GAMES		STRENGTH OF SCHEDULE		OPP. STRENGTH OF SCHEDULE		TEAM RPI		ADJ RPI		CONF. RPI		ADJ CONF. RPI	
DIV. I ONLY			21- 11		.65625 79		6- 4		210		212		125		.51517 125		26		26	
DIV. I NON-CONF.			8- 4		.66667 89		1- 0		141		112		98		.54611 98		25		23	
TOTALS		RPI 1-25		RPI 26-50		W-L RECORDS		RPI 51-100		RPI 101-150		RPI 150+								
21- 11		0- 1		0- 0		OVERALL		1- 6		2- 2		18- 2								
11- 3		0- 0		0- 0		HOME		0- 2		0- 1		11- 0								
4- 7		0- 1		0- 0		AWAY		0- 3		0- 1		4- 2								
6- 1		0- 0		0- 0		NEUTRAL		1- 1		2- 0		3- 0								
8- 4		0- 1		0- 0		NON-CONFERENCE		1- 3		1- 0		6- 0								
4- 1		0- 0		0- 0		HOME		0- 1		0- 0		4- 0								
0- 2		0- 1		0- 0		AWAY		0- 1		0- 0		0- 0								
4- 1		0- 0		0- 0		NEUTRAL		1- 1		1- 0		2- 0								
13- 7		0- 0		0- 0		CONFERENCE		0- 3		1- 2		12- 2								
7- 2		0- 0		0- 0		HOME		0- 1		0- 1		7- 0								
4- 5		0- 0		0- 0		AWAY		0- 2		0- 1		4- 2								
2- 0		0- 0		0- 0		NEUTRAL		0- 0		1- 0		1- 0								
RPI	S	Opponent		Score		RPI	S	Opponent		Score		RPI	S	Opponent		Score				
11	A	Michigan		0 3								120	A	Austin Peay		1 3				
								60 A George Mason		1 3		120	H	Austin Peay		1 3				
								65 N Missouri		1 3		120	N	Austin Peay		3 2				
								69 N VCU		3 1		144	N	Fairfield		3 1				
								79 H Marshall		1 3		172	N	Kent St.		3 2				
								85 A Jacksonville St.		2 3		183	A	Murray St.		3 1				
								85 A Jacksonville St.		0 3		183	H	Murray St.		3 0				
								85 H Jacksonville St.		1 3		225	H	James Madison		3 0				
												226	A	Tennessee Tech		1 3				
												226	H	Tennessee Tech		3 1				
												229	A	Southeast Mo. St.		2 3				
												229	H	Southeast Mo. St.		3 0				
												234	H	Chattanooga		3 0				
												241	A	Eastern Ky.		3 0				
												241	H	Eastern Ky.		3 1				
												241	N	Eastern Ky.		3 1				
												243	H	East Tenn. St.		3 0				
												275	N	Cornell		3 0				
												281	H	Eastern Ill.		3 1				
												291	A	Tennessee St.		3 0				
												291	H	Tennessee St.		3 1				
												292	A	UT Martin		3 2				
												292	H	UT Martin		3 0				
												309	H	SIU Edwardsville		3 0				
LAST 10 GAMES																				
						85	A	Jacksonville St.		0 3		229	A	Southeast Mo. St.		2 3				
						120	N	Austin Peay		3 2		291	H	Tennessee St.		3 1				
						241	N	Eastern Ky.		3 1		120	H	Austin Peay		1 3				
						85	H	Jacksonville St.		1 3		309	H	SIU Edwardsville		3 0				
						226	H	Tennessee Tech		3 1		241	H	Eastern Ky.		3 1				

Non-Div. I Games:

Morehead St.

Average RPI Win: 308		WON-LOST	WINNING	LAST 10	STRENGTH OF	OPP. STRENGTH	TEAM	ADJ	CONF.	ADJ CONF.		
Average RPI Loss: 201		RECORD	PCT. RANK	GAMES	SCHEDULE	OF SCHEDULE	RPI	RPI	RPI	RPI		
DIV. I ONLY		9- 22	.29032	269	4- 6	289	297	301	.32925	300	31	31
DIV. I NON-CONF.		5- 15	.25	272	0- 1	245	243	284	.36294	288	31	31
<hr/>												
TOTALS		RPI 1-25		RPI 26-50		W-L RECORDS		RPI 51-100		RPI 101-150		RPI 150+
9- 22		0- 0		0- 0		OVERALL		0- 2		0- 3		9- 17
3- 4		0- 0		0- 0		HOME		0- 0		0- 0		3- 4
3- 10		0- 0		0- 0		AWAY		0- 1		0- 3		3- 6
3- 8		0- 0		0- 0		NEUTRAL		0- 1		0- 0		3- 7
5- 15		0- 0		0- 0		NON-CONFERENCE		0- 2		0- 3		5- 10
1- 1		0- 0		0- 0		HOME		0- 0		0- 0		1- 1
1- 7		0- 0		0- 0		AWAY		0- 1		0- 3		1- 3
3- 7		0- 0		0- 0		NEUTRAL		0- 1		0- 0		3- 6
4- 7		0- 0		0- 0		CONFERENCE		0- 0		0- 0		4- 7
2- 3		0- 0		0- 0		HOME		0- 0		0- 0		2- 3
2- 3		0- 0		0- 0		AWAY		0- 0		0- 0		2- 3
0- 1		0- 0		0- 0		NEUTRAL		0- 0		0- 0		0- 1
RPI	S	Opponent	Score	RPI	S	Opponent	Score	RPI	S	Opponent	Score	
						86 A	George Washington	0		3		
						97 N	Iowa	0		3		

Non-Div. I Games:

Morgan St.

RPI	S	Opponent	Score	
330	A	Coppin St.	3	0
330	H	Coppin St.	3	1

Morgan St.

M
o
r
g
a
n
S
t
.

M
o
r
g
a
n
S
t
.

Average RPI Win: 254		WON-LOST	WINNING	LAST 10	STRENGTH OF		OPP. STRENGTH	TEAM	ADJ		CONF.	ADJ CONF.
Average RPI Loss: 108		RECORD	PCT. RANK	GAMES	SCHEDULE		OF SCHEDULE	RPI	RPI		RPI	RPI
DIV. I ONLY		13- 18	.41935	204	7- 3		153	209	196		.46821	183
DIV. I NON-CONF.		1- 10	.09091	311	1- 0		57	76	239		.44115	226
TOTALS		RPI 1-25	RPI 26-50		W-L RECORDS		RPI 51-100		RPI 101-150		RPI 150+	
13- 18	0- 0	0- 3		OVERALL		0- 6		1- 6		12- 3		
8- 3	0- 0	0- 1		HOME		0- 1		1- 1		7- 0		
4- 9	0- 0	0- 1		AWAY		0- 3		0- 3		4- 2		
1- 6	0- 0	0- 1		NEUTRAL		0- 2		0- 2		1- 1		
1- 10	0- 0	0- 3		NON-CONFERENCE		0- 3		0- 3		1- 1		
1- 1	0- 0	0- 1		HOME		0- 0		0- 0		1- 0		
0- 3	0- 0	0- 1		AWAY		0- 1		0- 1		0- 0		
0- 6	0- 0	0- 1		NEUTRAL		0- 2		0- 2		0- 1		
12- 8	0- 0	0- 0		CONFERENCE		0- 3		1- 3		11- 2		
7- 2	0- 0	0- 0		HOME		0- 1		1- 1		6- 0		
4- 6	0- 0	0- 0		AWAY		0- 2		0- 2		4- 2		
1- 0	0- 0	0- 0		NEUTRAL		0- 0		0- 0		1- 0		
RPI S	Opponent	Score	RPI S	Opponent	Score	RPI S	Opponent	Score	RPI S	Opponent	Score	
			26 N	Kentucky	0 3	53 N	Xavier	2 3	107 A	Southern Ill.	2 3	
			31 A	Middle Tenn.	0 3	57 N	Kansas	0 3	120 A	Austin Peay	0 3	
			34 H	Lipscomb	0 3	80 A	Indiana	1 3	120 H	Austin Peay	3 1	
						85 A	Jacksonville St.	1 3	122 N	Valparaiso	0 3	
						85 A	Jacksonville St.	1 3	125 A	Morehead St.	0 3	
						85 H	Jacksonville St.	2 3	125 H	Morehead St.	1 3	
									130 N	UAB	0 3	
									219 N	Ill.-Chicago	1 3	
									226 A	Tennessee Tech	2 3	
									226 H	Tennessee Tech	3 0	
									226 N	Tennessee Tech	3 1	
									229 A	Southeast Mo. St.	3 1	
									229 H	Southeast Mo. St.	3 1	
									241 A	Eastern Ky.	1 3	
									241 H	Eastern Ky.	3 0	
									281 A	Eastern Ill.	3 2	
									281 H	Eastern Ill.	3 1	
									291 A	Tennessee St.	3 0	
									291 H	Tennessee St.	3 0	
									292 A	UT Martin	3 0	
									292 H	UT Martin	3 0	
									309 H	SIU Edwardsville	3 0	
LAST 10 GAMES												
			85 A	Jacksonville St.	1 3	309 H	SIU Edwardsville	3 0				
			226 N	Tennessee Tech	3 1	292 A	UT Martin	3 0				
			120 A	Austin Peay	0 3	281 A	Eastern Ill.	3 2				
			291 A	Tennessee St.	3 0	229 A	Southeast Mo. St.	3 1				
			229 H	Southeast Mo. St.	3 1	85 H	Jacksonville St.	2 3				

Non-Div. I Games:

Murray St.

Average RPI Win: 326		WON-LOST	WINNING	LAST 10	STRENGTH OF		OPP. STRENGTH	TEAM	ADJ		CONF.	ADJ CONF.	
Average RPI Loss: 228		RECORD	PCT. RANK	GAMES	SCHEDULE		OF SCHEDULE	RPI	RPI		RPI	RPI	
DIV. I ONLY		2- 31	.06061	323	1- 9		300	299	322	.23635	324	31	31
DIV. I NON-CONF.		2- 20	.09091	311	1- 3		287	273	319	.2734	323	31	31
<hr/>													
TOTALS		RPI 1-25		RPI 26-50		W-L RECORDS		RPI 51-100		RPI 101-150		RPI 150+	
2- 31		0- 0		0- 1		OVERALL		0- 3		0- 4		2- 23	
1- 9		0- 0		0- 0		HOME		0- 1		0- 2		1- 6	
0- 13		0- 0		0- 0		AWAY		0- 1		0- 2		0- 10	
1- 9		0- 0		0- 1		NEUTRAL		0- 1		0- 0		1- 7	
2- 20		0- 0		0- 1		NON-CONFERENCE		0- 3		0- 2		2- 14	
1- 5		0- 0		0- 0		HOME		0- 1		0- 1		1- 3	
0- 9		0- 0		0- 0		AWAY		0- 1		0- 1		0- 7	
1- 6		0- 0		0- 1		NEUTRAL		0- 1		0- 0		1- 4	
0- 11		0- 0		0- 0		CONFERENCE		0- 0		0- 2		0- 9	
0- 4		0- 0		0- 0		HOME		0- 0		0- 1		0- 3	
0- 4		0- 0		0- 0		AWAY		0- 0		0- 1		0- 3	
0- 3		0- 0		0- 0		NEUTRAL		0- 0		0- 0		0- 3	
RPI S	Opponent	Score	RPI S	Opponent	Score	RPI S	Opponent	Score	RPI S	Opponent	Score		
			29 N	Ohio St.	0 3	61 N	Western Mich.	0 3	109 A	William & Mary	0 3		
						79 H	Marshall	0 3	132 A	Florida A&M	0 3		
						80 A	Indiana	0 3	132 H	Florida A&M	0 3		
									147 H	Elon	1 3		
									170 N	Md.-East. Shore	0 3		
									195 H	UNC Greensboro	0 3		
									201 A	Georgia St.	0 3		
									221 A	UNC Wilmington	0 3		
									224 N	Presbyterian	0 3		
									235 H	High Point	0 3		
									237 N	Alabama A&M	0 3		
									267 A	Gardner-Webb	0 3		
									280 N	Delaware St.	0 3		
									282 A	Davidson	0 3		
									286 A	Bethune-Cookman	0 3		
									286 H	Bethune-Cookman	0 3		
									301 A	South Carolina St.	0 3		
									301 H	South Carolina St.	1 3		
									307 N	La.-Monroe	0 3		
									308 A	N.C. Central	1 3		
									308 A	N.C. Central	0 3		
									308 H	N.C. Central	0 3		
									309 A	Norfolk St.	0 3		
									309 H	Norfolk St.	1 3		
									316 N	Hampton	2 3		
									317 N	Rider	0 3		
									326 A	Winston-Salem	1 3		
LAST 10 GAMES			308 A N.C. Central 1 3			286 H Bethune-Cookman 0 3			308 H N.C. Central 0 3				
			147 H Elon 1 3			301 H South Carolina St. 1 3			309 A Norfolk St. 0 3				
			301 A South Carolina St. 0 3			309 H Norfolk St. 1 3			309 H Norfolk St. 1 3				
			326 H Winston-Salem 3 0			308 H N.C. Central 0 3			316 N Hampton 2 3				
			132 H Florida A&M 0 3			132 A Florida A&M 0 3			317 N Rider 0 3				

Non-Div. I Games:

N.C. A&T

RPI	S	Opponent	Score	
326	H	Winston-Salem	3	0
326	N	Winston-Salem	3	1

N.C. A&T

N
.
C
.
A
&
T

N
.
C
.
A
&
T

Average RPI Win:	311	WON-LOST RECORD	WINNING PCT. RANK	LAST 10 GAMES	STRENGTH OF SCHEDULE	OPP. STRENGTH OF SCHEDULE	TEAM RPI	ADJ RPI	CONF. RPI	ADJ CONF. RPI		
DIV. I ONLY		9- 23	.28125	273	3- 7	302	311	306	.31103	308	29	29
DIV. I NON-CONF.		8- 23	.25806	271	3- 7	266	317	297	.31028	311	29	29
<hr/>												
TOTALS	RPI 1-25	RPI 26-50		W-L RECORDS		RPI 51-100		RPI 101-150		RPI 150+		
9- 23	0- 0	0- 0		OVERALL		0- 3		0- 2		9- 18		
5- 8	0- 0	0- 0		HOME		0- 1		0- 1		5- 6		
3- 8	0- 0	0- 0		AWAY		0- 1		0- 1		3- 6		
1- 7	0- 0	0- 0		NEUTRAL		0- 1		0- 0		1- 6		
8- 23	0- 0	0- 0		NON-CONFERENCE		0- 3		0- 2		8- 18		
4- 8	0- 0	0- 0		HOME		0- 1		0- 1		4- 6		
3- 8	0- 0	0- 0		AWAY		0- 1		0- 1		3- 6		
1- 7	0- 0	0- 0		NEUTRAL		0- 1		0- 0		1- 6		
1- 0	0- 0	0- 0		CONFERENCE		0- 0		0- 0		1- 0		
1- 0	0- 0	0- 0		HOME		0- 0		0- 0		1- 0		
0- 0	0- 0	0- 0		AWAY		0- 0		0- 0		0- 0		
0- 0	0- 0	0- 0		NEUTRAL		0- 0		0- 0		0- 0		
RPI	S	Opponent	Score	RPI	S	Opponent	Score	RPI	S	Opponent	Score	
						69 N VCU	0 3			113 A Winthrop	0 3	
						86 H George Washington	0 3			147 H Elon	0 3	
						99 A Virginia	0 3			153 N Butler	0 3	
										170 A Md.-East. Shore	0 3	
										170 N Md.-East. Shore	0 3	
										195 A UNC Greensboro	0 3	
										201 H Georgia St.	0 3	
										208 H Campbell	0 3	
										208 N Campbell	1 3	
										221 A UNC Wilmington	0 3	
										235 H High Point	3 2	
										244 N Charleston So.	0 3	
										277 A Radford	2 3	
										280 A Delaware St.	0 3	
										280 H Delaware St.	0 3	
										300 N Morgan St.	0 3	
										301 A South Carolina St.	2 3	
										302 H Citadel	1 3	
										302 N Citadel	1 3	
										309 A Norfolk St.	3 2	
										314 H Howard	1 3	
										316 A Hampton	3 1	
										316 H Hampton	3 1	
										324 A N.C. A&T	3 0	
										324 H N.C. A&T	3 0	
										324 H N.C. A&T	3 1	
										326 H Winston-Salem	3 1	
<hr/>												
LAST 10 GAMES				LAST 10 GAMES				LAST 10 GAMES				
324 H		N.C. A&T	3 1	324 A		N.C. A&T	3 0	316 A		Hampton	3 1	
170 A		Md.-East. Shore	0 3	86 H		George Washington	0 3	324 A		N.C. A&T	3 0	
280 A		Delaware St.	0 3	277 A		Radford	2 3	324 H		N.C. A&T	3 0	
195 A		UNC Greensboro	0 3	330 H		Coppin St.	2 3	324 H		N.C. A&T	3 1	
221 A		UNC Wilmington	0 3	316 A		Hampton	3 1	326 H		Winston-Salem	3 1	

Non-Div. I Games:

N.C. Central

RPI	S	Opponent	Score	
328	N	Alabama St.	3	0
330	H	Coppin St.	2	3

N.C. Central

N
.
C
.
C
e
n
t
r
a
l

N
.
C
.
C
e
n
t
r
a
l

RPI	S	Opponent	Score	
330	A	Coppin St.	3	0

Navy

N
a
v
y

N
a
v
y

Average RPI Win:	86	WON-LOST RECORD	WINNING PCT. RANK	LAST 10 GAMES	STRENGTH OF SCHEDULE	OPP. STRENGTH OF SCHEDULE	TEAM RPI	ADJ RPI	CONF. RPI	ADJ CONF. RPI									
DIV. I ONLY		23- 6	.7931	28	9- 1	36	6	14	.65965	12	3	3							
DIV. I NON-CONF.		7- 2	.77778	48	0- 0	41	2	20	.65338	19	3	3							
<hr/>																			
TOTALS	RPI 1-25		RPI 26-50		W-L RECORDS		RPI 51-100		RPI 101-150		RPI 150+								
23- 6	3- 5		6- 1		OVERALL		7- 0		4- 0		3- 0								
11- 3	0- 3		3- 0		HOME		5- 0		2- 0		1- 0								
9- 2	2- 1		2- 1		AWAY		2- 0		2- 0		1- 0								
3- 1	1- 1		1- 0		NEUTRAL		0- 0		0- 0		1- 0								
7- 2	2- 2		1- 0		NON-CONFERENCE		3- 0		0- 0		1- 0								
3- 1	0- 1		0- 0		HOME		3- 0		0- 0		0- 0								
1- 0	1- 0		0- 0		AWAY		0- 0		0- 0		0- 0								
3- 1	1- 1		1- 0		NEUTRAL		0- 0		0- 0		1- 0								
16- 4	1- 3		5- 1		CONFERENCE		4- 0		4- 0		2- 0								
8- 2	0- 2		3- 0		HOME		2- 0		2- 0		1- 0								
8- 2	1- 1		2- 1		AWAY		2- 0		2- 0		1- 0								
0- 0	0- 0		0- 0		NEUTRAL		0- 0		0- 0		0- 0								
RPI	S	Opponent	Score	RPI	S	Opponent	Score	RPI	S	Opponent	Score	RPI	S	Opponent	Score				
1	A	Texas	0 3	33	A	Baylor	3 0	57	A	Kansas	3 0	112	A	Kansas St.	3 0				
1	H	Texas	1 3	33	H	Baylor	3 0	57	H	Kansas	3 0	112	H	Kansas St.	3 0				
6	A	Iowa St.	3 0	35	N	Tulane	3 0	65	A	Missouri	3 1	136	A	Colorado	3 0				
6	H	Iowa St.	2 3	40	A	Texas A&M	1 3	65	H	Missouri	3 0	136	H	Colorado	3 0				
8	N	Minnesota	3 2	40	H	Texas A&M	3 0	83	H	Creighton	3 0	207	A	Texas Tech	3 0				
9	H	UCLA	2 3	49	A	Oklahoma	3 2	96	H	BYU	3 1	207	H	Texas Tech	3 0				
11	N	Michigan	0 3	49	H	Oklahoma	3 1	99	H	Virginia	3 0	273	N	La.-Lafayette	3 0				
13	A	LSU	3 2																
				LAST 10 GAMES															
				136 H Colorado				3 0				6 A Iowa St.				3 0			
				112 A Kansas St.				3 0				65 H Missouri				3 0			
				57 A Kansas				3 0				1 A Texas				0 3			
				33 H Baylor				3 0				207 A Texas Tech				3 0			
				40 H Texas A&M				3 0				49 H Oklahoma				3 1			

Non-Div. I Games:

Nebraska

N
e
v
a
d
a

Nevada				Through Games Of Saturday, Nov. 28 [all matches]									
Average RPI Win: 224		WON-LOST RECORD	WINNING PCT. RANK	LAST 10 GAMES	STRENGTH OF SCHEDULE	OPP. STRENGTH OF SCHEDULE	TEAM RPI	ADJ RPI	CONF. RPI	ADJ CONF. RPI			
DIV. I ONLY		11- 20	.35484 246	4- 6	140	165	212	.4416 223	16	17			
DIV. I NON-CONF.		4- 10	.28571 257	0- 1	92	124	194	.46794 192	16	16			
TOTALS		RPI 1-25	RPI 26-50		W-L RECORDS		RPI 51-100		RPI 101-150		RPI 150+		
11- 20		0- 3	0- 1		OVERALL		0- 5		1- 2		10- 9		
7- 8		0- 1	0- 1		HOME		0- 4		1- 0		6- 2		
2- 9		0- 2	0- 0		AWAY		0- 1		0- 1		2- 5		
2- 3		0- 0	0- 0		NEUTRAL		0- 0		0- 1		2- 2		
4- 10		0- 1	0- 1		NON-CONFERENCE		0- 3		1- 2		3- 3		
2- 5		0- 0	0- 1		HOME		0- 3		1- 0		1- 1		
0- 3		0- 1	0- 0		AWAY		0- 0		0- 1		0- 1		
2- 2		0- 0	0- 0		NEUTRAL		0- 0		0- 1		2- 1		
7- 10		0- 2	0- 0		CONFERENCE		0- 2		0- 0		7- 6		
5- 3		0- 1	0- 0		HOME		0- 1		0- 0		5- 1		
2- 6		0- 1	0- 0		AWAY		0- 1		0- 0		2- 4		
0- 1		0- 0	0- 0		NEUTRAL		0- 0		0- 0		0- 1		
RPI	S	Opponent	Score	RPI	S	Opponent	Score	RPI	S	Opponent	Score		
18	A	Hawaii	0 3	36	H	St. Mary's (CA)	0 3	66	A	New Mexico St.	0 3		
18	H	Hawaii	0 3					66	H	New Mexico St.	1 3		
25	A	Arizona	0 3					67	H	UC Irvine	1 3		
								84	H	Portland St.	1 3		
								93	H	UC Davis	1 3		
								</					

Non-Div. I Games:

Nevada

Average RPI Win:	252	WON-LOST	WINNING	LAST 10	STRENGTH OF	OPP. STRENGTH	TEAM	ADJ	CONF.	ADJ CONF.		
Average RPI Loss:	139	RECORD	PCT. RANK	GAMES	SCHEDULE	OF SCHEDULE	RPI	RPI	RPI	RPI		
DIV. I ONLY		13- 15	.46429	184	5- 5	240	251	220	.43896	227	22	23
DIV. I NON-CONF.		8- 9	.47059	185	0- 0	232	258	221	.44177	223	19	20
<hr/>												
TOTALS	RPI 1-25	RPI 26-50		W-L RECORDS		RPI 51-100		RPI 101-150		RPI 150+		
13- 15	0- 0	0- 1		OVERALL		0- 5		1- 1		12- 8		
4- 5	0- 0	0- 0		HOME		0- 2		0- 0		4- 3		
5- 6	0- 0	0- 0		AWAY		0- 2		1- 1		4- 3		
4- 4	0- 0	0- 1		NEUTRAL		0- 1		0- 0		4- 2		
8- 9	0- 0	0- 1		NON-CONFERENCE		0- 3		1- 1		7- 4		
1- 2	0- 0	0- 0		HOME		0- 1		0- 0		1- 1		
3- 3	0- 0	0- 0		AWAY		0- 1		1- 1		2- 1		
4- 4	0- 0	0- 1		NEUTRAL		0- 1		0- 0		4- 2		
5- 6	0- 0	0- 0		CONFERENCE		0- 2		0- 0		5- 4		
3- 3	0- 0	0- 0		HOME		0- 1		0- 0		3- 2		
2- 3	0- 0	0- 0		AWAY		0- 1		0- 0		2- 2		
0- 0	0- 0	0- 0		NEUTRAL		0- 0		0- 0		0- 0		
RPI	S	Opponent	Score	RPI	S	Opponent	Score	RPI	S	Opponent	Score	
				37	N	TCU	1 3	54	A	Albany (NY)	0 3	
								54	H	Albany (NY)	0 3	
								87	H	Arizona St.	0 3	
								89	A	Syracuse	0 3	
								89	N	Syracuse	0 3	
								126	A	Connecticut	1 3	
								135	A	Northeastern	3 1	
								163	A	UMBC	2 3	
								163	H	UMBC	3 0	
								176	H	Harvard	1 3	
								177	A	Binghamton	3 0	
								177	H	Binghamton	1 3	
								177	H	Binghamton	0 3	
								184	N	Long Island	3 0	
								194	N	Siena	0 3	
								205	A	Rhode Island	1 3	
								214	N	Sacramento St.	0 3	
								218	H	Wyoming	3 1	
								236	A	Stony Brook	2 3	
								236	H	Stony Brook	3 2	
								294	N	Brown	3 1	
								299	A	Hartford	3 0	
								299	H	Hartford	3 0	
								305	A	Providence	3 0	
								318	A	Bryant	3 1	
								323	N	St. Francis (NY)	3 0	
								330	N	Coppin St.	3 0	
				LAST 10 GAMES								
				177	H	Binghamton	0 3	54	A	Albany (NY)	0 3	
				163	H	UMBC	3 0	299	H	Hartford	3 0	
				236	H	Stony Brook	3 2	236	A	Stony Brook	2 3	
				299	A	Hartford	3 0	163	A	UMBC	2 3	
				177	A	Binghamton	3 0	54	H	Albany (NY)	0 3	

Non-Div. I Games:

New Hampshire

Average RPI Win:		207	WON-LOST RECORD		WINNING PCT. RANK	LAST 10 GAMES		STRENGTH OF SCHEDULE	OPP. STRENGTH OF SCHEDULE	TEAM RPI	ADJ RPI	CONF. RPI	ADJ CONF. RPI				
Average RPI Loss:		44															
DIV. I ONLY			20- 9		.68966	64		8- 2	101	105	67	.57272	66	16	17		
DIV. I NON-CONF.			6- 5		.54545	150		1- 0	26	9	57	.597	55	16	16		
TOTALS		RPI 1-25		RPI 26-50		W-L RECORDS		RPI 51-100		RPI 101-150		RPI 150+					
20- 9		1- 6		0- 1		OVERALL		2- 1		0- 0		17- 1					
8- 4		0- 3		0- 1		HOME		0- 0		0- 0		8- 0					
9- 3		1- 2		0- 0		AWAY		0- 0		0- 0		8- 1					
3- 2		0- 1		0- 0		NEUTRAL		2- 1		0- 0		1- 0					
6- 5		1- 3		0- 1		NON-CONFERENCE		2- 1		0- 0		3- 0					
1- 3		0- 2		0- 1		HOME		0- 0		0- 0		1- 0					
3- 1		1- 1		0- 0		AWAY		0- 0		0- 0		2- 0					
2- 1		0- 0		0- 0		NEUTRAL		2- 1		0- 0		0- 0					
14- 4		0- 3		0- 0		CONFERENCE		0- 0		0- 0		14- 1					
7- 1		0- 1		0- 0		HOME		0- 0		0- 0		7- 0					
6- 2		0- 1		0- 0		AWAY		0- 0		0- 0		6- 1					
1- 1		0- 1		0- 0		NEUTRAL		0- 0		0- 0		1- 0					
RPI	S	Opponent		Score		RPI	S	Opponent		Score		RPI	S	Opponent		Score	
3	H	Florida St.		0	3	44	H	New Mexico		0	3	74	N	SMU		3	2
4	H	Illinois		0	3							78	N	Wisconsin		0	3
18	A	Hawaii		1	3							98	N	Northern Colo.		3	1
18	H	Hawaii		1	3									Idaho		1	3
18	N	Hawaii		0	3									Idaho		3	2
20	A	Notre Dame		0	3									UTEP		3	1
23	A	Colorado St.		3	1									UTEP		3	2
														North Texas		3	0
														Utah St.		3	0
														Utah St.		3	0
														Fresno St.		3	0
														Fresno St.		3	0
														Nevada		3	1
														Nevada		3	0
														Boise St.		3	0
														Boise St.		3	0
														Boise St.		3	0
														Louisiana Tech		3	1
														Louisiana Tech		3	0
														San Jose St.		3	1
														San Jose St.		3	1
LAST 10 GAMES																	
23	A	Colorado St.		3	1	190	H	Idaho		3	2						
18	N	Hawaii		0	3	257	H	Boise St.		3	0						
257	N	Boise St.		3	0	203	A	Utah St.		3	0						
220	A	Fresno St.		3	0	190	A	Idaho		1	3						
223	A	Nevada		3	1	283	H	San Jose St.		3	1						

Non-Div. I Games:

New Mexico St.

Average RPI Win:	131	WON-LOST RECORD	WINNING PCT. RANK	LAST 10 GAMES	STRENGTH OF SCHEDULE	OPP. STRENGTH OF SCHEDULE	TEAM RPI	ADJ RPI	CONF. RPI	ADJ CONF. RPI		
DIV. I ONLY		20- 9	.68966	64	7- 3	52	60	44	.5971	44	6	6
DIV. I NON-CONF.		10- 3	.76923	51	1- 0	30	39	21	.64622	21	6	6
<hr/>												
TOTALS	RPI 1-25	RPI 26-50		W-L RECORDS		RPI 51-100		RPI 101-150		RPI 150+		
20- 9	0- 3	2- 4		OVERALL		7- 1		4- 0		7- 1		
10- 4	0- 1	2- 2		HOME		5- 0		1- 0		2- 1		
8- 4	0- 2	0- 1		AWAY		2- 1		2- 0		4- 0		
2- 1	0- 0	0- 1		NEUTRAL		0- 0		1- 0		1- 0		
10- 3	0- 1	2- 2		NON-CONFERENCE		4- 0		2- 0		2- 0		
5- 1	0- 0	2- 1		HOME		3- 0		0- 0		0- 0		
3- 1	0- 1	0- 0		AWAY		1- 0		1- 0		1- 0		
2- 1	0- 0	0- 1		NEUTRAL		0- 0		1- 0		1- 0		
10- 6	0- 2	0- 2		CONFERENCE		3- 1		2- 0		5- 1		
5- 3	0- 1	0- 1		HOME		2- 0		1- 0		2- 1		
5- 3	0- 1	0- 1		AWAY		1- 1		1- 0		3- 0		
0- 0	0- 0	0- 0		NEUTRAL		0- 0		0- 0		0- 0		
<hr/>												
RPI S	Opponent	Score	RPI S	Opponent	Score	RPI S	Opponent	Score	RPI S	Opponent	Score	
23 A	Colorado St.	0 3	33 H	Baylor	2 3	51 H	Pittsburgh	3 1	103 A	San Diego St.	3 1	
23 H	Colorado St.	2 3	35 N	Tulane	2 3	66 A	New Mexico St.	3 0	103 H	San Diego St.	3 0	
25 A	Arizona	2 3	37 A	TCU	2 3	81 A	Utah	3 1	111 A	New Orleans	3 1	
			37 H	TCU	1 3	81 H	Utah	3 1	140 N	American	3 0	
			46 H	Delaware	3 0	84 H	Portland St.	3 2	166 A	UNLV	3 2	
			48 H	UC Santa Barbara	3 2	94 H	Cal St. Fullerton	3 0	166 H	UNLV	0 3	
						96 A	BYU	0 3	197 N	UTEP	3 0	
						96 H	BYU	3 0	218 A	Wyoming	3 1	
									218 H	Wyoming	3 0	
									228 A	Portland	3 0	
									248 A	Air Force	3 0	
									248 H	Air Force	3 0	
<hr/>												
LAST 10 GAMES												
111 A	New Orleans	3 1	103 A	San Diego St.	3 1							
37 A	TCU	2 3	248 A	Air Force	3 0							
166 A	UNLV	3 2	23 H	Colorado St.	2 3							
96 H	BYU	3 0	218 H	Wyoming	3 0							
81 H	Utah	3 1	166 H	UNLV	0 3							

Non-Div. I Games:

New Mexico

Average RPI Win:		204	WON-LOST RECORD		WINNING PCT. RANK	LAST 10 GAMES		STRENGTH OF SCHEDULE	OPP. STRENGTH OF SCHEDULE	TEAM RPI	ADJ RPI	CONF. RPI	ADJ CONF. RPI
Average RPI Loss:		75											
DIV. I ONLY		20- 13			.60606 106	6- 4		170	111	112	.52508 111	15	15
DIV. I NON-CONF.		7- 6			.53846 157	0- 1		160	22	126	.52147 122	15	14
TOTALS		RPI 1-25	RPI 26-50		W-L RECORDS		RPI 51-100		RPI 101-150		RPI 150+		
20- 13	0- 3	0- 5		OVERALL		0- 2		6- 1		14- 2			
9- 6	0- 1	0- 3		HOME		0- 1		2- 0		7- 1			
8- 2	0- 0	0- 0		AWAY		0- 0		1- 1		7- 1			
3- 5	0- 2	0- 2		NEUTRAL		0- 1		3- 0		0- 0			
7- 6	0- 1	0- 4		NON-CONFERENCE		0- 1		2- 0		5- 0			
3- 2	0- 0	0- 2		HOME		0- 0		0- 0		3- 0			
2- 0	0- 0	0- 0		AWAY		0- 0		0- 0		2- 0			
2- 4	0- 1	0- 2		NEUTRAL		0- 1		2- 0		0- 0			
13- 7	0- 2	0- 1		CONFERENCE		0- 1		4- 1		9- 2			
6- 4	0- 1	0- 1		HOME		0- 1		2- 0		4- 1			
6- 2	0- 0	0- 0		AWAY		0- 0		1- 1		5- 1			
1- 1	0- 1	0- 0		NEUTRAL		0- 0		1- 0		0- 0			
RPI S	Opponent	Score	RPI S	Opponent	Score	RPI S	Opponent	Score	RPI S	Opponent	Score		
13 N	LSU	0 3	31 H	Middle Tenn.	0 3	72 H	Western Ky.	2 3	130 N	UAB	3 1		
15 H	FIU	2 3	33 N	Baylor	0 3	80 N	Indiana	1 3	141 N	Samford	3 1		
15 N	FIU	0 3	35 H	Tulane	1 3				146 A	Denver	1 3		
			39 N	Long Beach St.	2 3				146 H	Denver	3 2		
			44 H	New Mexico	1 3				148 A	Arkansas St.	3 2		
									148 H	Arkansas St.	3 1		
									148 N	Arkansas St.	3 2		
									167 A	UALR	3 1		
									167 H	UALR	3 1		
									179 A	Troy	1 3		
									189 A	Houston	3 1		
									192 H	Bowling Green	3 0		
									200 A	North Texas	3 1		
									200 H	North Texas	3 0		
									207 H	Texas Tech	3 0		
									238 A	Memphis	3 0		
									249 H	Fla. Atlantic	3 2		
									250 A	South Ala.	3 0		
									265 H	Southeastern La.	3 0		
									273 A	La.-Lafayette	3 0		
									273 H	La.-Lafayette	2 3		
									307 A	La.-Monroe	3 0		
									307 H	La.-Monroe	3 0		
			LAST 10 GAMES										
			44 H	New Mexico	1 3	307 H	La.-Monroe	3 0					
			15 N	FIU	0 3	200 A	North Texas	3 1					
			148 N	Arkansas St.	3 2	146 A	Denver	1 3					
			307 A	La.-Monroe	3 0	249 H	Fla. Atlantic	3 2					
			273 A	La.-Lafayette	3 0	15 H	FIU	2 3					

Non-Div. I Games:

New Orleans

Average RPI Win:	265	WON-LOST RECORD	WINNING PCT. RANK	LAST 10 GAMES	STRENGTH OF SCHEDULE	OPP. STRENGTH OF SCHEDULE	TEAM RPI	ADJ RPI	CONF. RPI	ADJ CONF. RPI		
DIV. I ONLY		23- 8	.74194	41	8- 2	283	291	146	.49061	150	28	28
DIV. I NON-CONF.		7- 4	.63636	106	0- 0	265	304	201	.45952	205	27	27
<hr/>												
TOTALS	RPI 1-25	RPI 26-50		W-L RECORDS		RPI 51-100		RPI 101-150		RPI 150+		
23- 8	0- 0	0- 0		OVERALL		0- 1		0- 2		23- 5		
11- 2	0- 0	0- 0		HOME		0- 1		0- 1		11- 0		
8- 6	0- 0	0- 0		AWAY		0- 0		0- 1		8- 5		
4- 0	0- 0	0- 0		NEUTRAL		0- 0		0- 0		4- 0		
7- 4	0- 0	0- 0		NON-CONFERENCE		0- 1		0- 0		7- 3		
3- 1	0- 0	0- 0		HOME		0- 1		0- 0		3- 0		
2- 3	0- 0	0- 0		AWAY		0- 0		0- 0		2- 3		
2- 0	0- 0	0- 0		NEUTRAL		0- 0		0- 0		2- 0		
16- 4	0- 0	0- 0		CONFERENCE		0- 0		0- 2		16- 2		
8- 1	0- 0	0- 0		HOME		0- 0		0- 1		8- 0		
6- 3	0- 0	0- 0		AWAY		0- 0		0- 1		6- 2		
2- 0	0- 0	0- 0		NEUTRAL		0- 0		0- 0		2- 0		
RPI	S	Opponent	Score	RPI	S	Opponent	Score	RPI	S	Opponent	Score	
						89 H Syracuse	2 3			144 A Fairfield	2 3	
										144 H Fairfield	1 3	
										159 A Buffalo	0 3	
										194 A Siena	2 3	
										194 H Siena	3 1	
										194 N Siena	3 2	
										209 A Marist	3 1	
										209 H Marist	3 0	
										209 N Marist	3 0	
										221 A UNC Wilmington	0 3	
										221 A UNC Wilmington	3 1	
										246 A Loyola (MD)	3 2	
										246 H Loyola (MD)	3 0	
										247 N Columbia	3 1	
										251 A Lafayette	1 3	
										253 A Iona	3 2	
										253 H Iona	3 1	
										274 A Lehigh	3 1	
										279 A Canisius	3 1	
										279 H Canisius	3 0	
										296 A Manhattan	3 1	
										296 H Manhattan	3 0	
										299 H Hartford	3 0	
										305 H Providence	3 0	
										305 N Providence	3 0	
										311 A St. Peter's	0 3	
										311 H St. Peter's	3 0	
			LAST 10 GAMES									
			209 N Marist	3	0		317 H Rider	3	0		299 H Hartford	3 0
			194 N Siena	3	2		246 H Loyola (MD)	3	0		305 H Providence	3 0
			279 H Canisius	3	0		144 A Fairfield	2	3		305 N Providence	3 0
			194 A Siena	2	3		253 A Iona	3	2		311 A St. Peter's	0 3
			209 A Marist	3	1		296 H Manhattan	3	0		311 H St. Peter's	3 0

Non-Div. I Games:

Niagara

RPI	S	Opponent	Score	
317	A	Rider	3	0
317	H	Rider	3	0
330	H	Coppin St.	3	0

Niagara

N
i
a
g
a
r
a

N
i
a
g
a
r
a

Average RPI Win: 247		WON-LOST	WINNING	LAST 10	STRENGTH OF		OPP. STRENGTH	TEAM	ADJ	CONF.	ADJ CONF.
Average RPI Loss: 159		RECORD	PCT. RANK	GAMES	SCHEDULE		OF SCHEDULE	RPI	RPI	RPI	RPI
DIV. I ONLY		13- 19	.40625	214	4- 6		171	271	218	.4326	230
DIV. I NON-CONF.		6- 8	.42857	207	0- 0		175	276	210	.44792	218
TOTALS		RPI 1-25	RPI 26-50		W-L RECORDS		RPI 51-100		RPI 101-150		RPI 150+
13- 19	0- 0	0- 2		OVERALL		0- 4		1- 3		12- 10	
5- 5	0- 0	0- 0		HOME		0- 2		1- 0		4- 3	
3- 9	0- 0	0- 1		AWAY		0- 1		0- 2		3- 5	
5- 5	0- 0	0- 1		NEUTRAL		0- 1		0- 1		5- 2	
6- 8	0- 0	0- 2		NON-CONFERENCE		0- 2		0- 0		6- 4	
1- 1	0- 0	0- 0		HOME		0- 1		0- 0		1- 0	
1- 3	0- 0	0- 1		AWAY		0- 0		0- 0		1- 2	
4- 4	0- 0	0- 1		NEUTRAL		0- 1		0- 0		4- 2	
7- 11	0- 0	0- 0		CONFERENCE		0- 2		1- 3		6- 6	
4- 4	0- 0	0- 0		HOME		0- 1		1- 0		3- 3	
2- 6	0- 0	0- 0		AWAY		0- 1		0- 2		2- 3	
1- 1	0- 0	0- 0		NEUTRAL		0- 0		0- 1		1- 0	
RPI S	Opponent	Score	RPI S	Opponent	Score	RPI S	Opponent	Score	RPI S	Opponent	Score
			32 A	Rice	1 3	56 H	Southern Miss.	1 3	106 A	Texas St.	0 3
			49 N	Oklahoma	0 3	56 N	Southern Miss.	0 3	145 A	Stephen F. Austin	0 3
						91 A	Central Ark.	1 3	145 H	Stephen F. Austin	3 2
						91 H	Central Ark.	1 3	145 N	Stephen F. Austin	1 3
									162 H	Sam Houston St.	0 3
									162 N	Sam Houston St.	3 1
									164 A	Kennesaw St.	2 3
									171 A	Lamar	2 3
									175 H	UTSA	3 1
									182 A	Texas-Arlington	2 3
									198 A	McNeese St.	3 2
									198 H	McNeese St.	3 0
									237 N	Alabama A&M	3 1
									250 A	South Ala.	1 3
									250 N	South Ala.	0 3
									259 N	Houston Baptist	1 3
									265 A	Southeastern La.	2 3
									265 H	Southeastern La.	1 3
									276 H	A&M-Corpus Christi	0 3
									289 H	Jackson St.	3 2
									289 N	Jackson St.	3 0
									290 A	Northwestern St.	3 1
									290 H	Northwestern St.	3 0
									293 A	Prairie View	3 1
									317 N	Rider	3 0
									329 N	Ark.-Pine Bluff	3 0
LAST 10 GAMES			145 N	Stephen F. Austin	1 3	175 H	UTSA	3 1	290 A	Northwestern St.	3 1
			162 N	Sam Houston St.	3 1	265 A	Southeastern La.	2 3	293 A	Prairie View	3 1
			145 A	Stephen F. Austin	0 3	91 H	Central Ark.	1 3	317 N	Rider	3 0
			198 A	McNeese St.	3 2	290 H	Northwestern St.	3 0	329 N	Ark.-Pine Bluff	3 0
			276 H	A&M-Corpus Christi	0 3	182 A	Texas-Arlington	2 3			

Non-Div. I Games:

Nicholls St.

N
J
I
T

NJIT					Through Games Of Saturday, Nov. 28 [all matches]							
Average RPI Win: 270 Average RPI Loss: 168		WON-LOST RECORD	WINNING PCT. RANK	LAST 10 GAMES	STRENGTH OF SCHEDULE	OPP. STRENGTH OF SCHEDULE	TEAM RPI	ADJ RPI	CONF. RPI	ADJ CONF. RPI		
DIV. I ONLY		17- 11	.60714 104	4- 6	285	283	201	.45747 196	29	29		
DIV. I NON-CONF.		10- 5	.66667 89	1- 0	239	286	160	.48917 159	29	29		
TOTALS		RPI 1-25	RPI 26-50		W-L RECORDS		RPI 51-100		RPI 101-150		RPI 150+	
17- 11	0- 0		0- 0		OVERALL		0- 2		1- 4		16- 5	
7- 2	0- 0		0- 0		HOME		0- 0		1- 1		6- 1	
5- 6	0- 0		0- 0		AWAY		0- 0		0- 3		5- 3	
5- 3	0- 0		0- 0		NEUTRAL		0- 2		0- 0		5- 1	
10- 5	0- 0		0- 0		NON-CONFERENCE		0- 2		0- 1		10- 2	
3- 0	0- 0		0- 0		HOME		0- 0		0- 0		3- 0	
3- 2	0- 0		0- 0		AWAY		0- 0		0- 1		3- 1	
4- 3	0- 0		0- 0		NEUTRAL		0- 2		0- 0		4- 1	
7- 6	0- 0		0- 0		CONFERENCE		0- 0		1- 3		6- 3	
4- 2	0- 0		0- 0		HOME		0- 0		1- 1		3- 1	
2- 4	0- 0		0- 0		AWAY		0- 0		0- 2		2- 2	
1- 0	0- 0		0- 0		NEUTRAL		0- 0		0- 0		1- 0	
RPI S	Opponent	Score	RPI S	Opponent	Score	RPI S	Opponent	Score	RPI S	Opponent	Score	
						70 N	Virginia Tech	0 3	129 A	Utah Valley	1 3	
						76 N	Yale	0 3	129 H	Utah Valley	3 2	
									140 A	American	1 3	
									142 A	North Dakota	0 3	
									142 H	North Dakota	0 3	
									186 A	Seton Hall	0 3	
									206 N	Hofstra	1 3	
									211 H	Sacred Heart	3 0	
									212 A	South Dakota	2 3	
									212 H	South Dakota	3 1	
									247 H	Columbia	3 0	
									251 A	Lafayette	3 0	
									259 A	Houston Baptist	3 1	
									259 A	Houston Baptist	2 3	
									259 H	Houston Baptist	3 0	
									268 A	Central Conn. St.	3 0	
									287 H	Tex.-Pan American	1 3	
									287 N	Tex.-Pan American	3 0	
									288 N	Bucknell	3 0	
									296 N	Manhattan	3 0	
									299 N	Hartford	3 0	
									311 N	St. Peter's	3 0	
									319 A	Chicago St.	3 0	
									319 H	Chicago St.	3 0	
									320 H	Fairleigh Dickinson	3 1	
									323 A	St. Francis (NY)	3 0	
			LAST 10 GAMES									
			259 A	Houston Baptist	2 3	287 H	Tex.-Pan American	1 3	319 A	Chicago St.	3 0	
			319 A	Chicago St.	3 0	259 H	Houston Baptist	3 0	319 H	Chicago St.	3 0	
			129 A	Utah Valley	1 3	212 A	South Dakota	2 3	320 H	Fairleigh Dickinson	3 1	
			142 H	North Dakota	0 3	142 A	North Dakota	0 3	323 A	St. Francis (NY)	3 0	
			212 H	South Dakota	3 1	251 A	Lafayette	3 0				

N
J
I
T

Non-Div. I Games:

NJIT

Average RPI Win: 317		WON-LOST	WINNING	LAST 10	STRENGTH OF		OPP. STRENGTH	TEAM	ADJ		CONF.	ADJ CONF.	
Average RPI Loss: 220		RECORD	PCT. RANK	GAMES	SCHEDULE		OF SCHEDULE	RPI	RPI		RPI	RPI	
DIV. I ONLY		9- 22	.29032	269	5- 5		309	317	308	.30994	309	31	31
DIV. I NON-CONF.		4- 13	.23529	276	2- 0		321	292	315	.29709	316	31	31
TOTALS		RPI 1-25	RPI 26-50		W-L RECORDS		RPI 51-100		RPI 101-150		RPI 150+		
9- 22	0- 0	0- 0		OVERALL		0- 1		0- 4		9- 17			
5- 3	0- 0	0- 0		HOME		0- 0		0- 1		5- 2			
3- 9	0- 0	0- 0		AWAY		0- 1		0- 2		3- 6			
1- 10	0- 0	0- 0		NEUTRAL		0- 0		0- 1		1- 9			
4- 13	0- 0	0- 0		NON-CONFERENCE		0- 1		0- 2		4- 10			
2- 1	0- 0	0- 0		HOME		0- 0		0- 0		2- 1			
1- 4	0- 0	0- 0		AWAY		0- 1		0- 1		1- 2			
1- 8	0- 0	0- 0		NEUTRAL		0- 0		0- 1		1- 7			
5- 9	0- 0	0- 0		CONFERENCE		0- 0		0- 2		5- 7			
3- 2	0- 0	0- 0		HOME		0- 0		0- 1		3- 1			
2- 5	0- 0	0- 0		AWAY		0- 0		0- 1		2- 4			
0- 2	0- 0	0- 0		NEUTRAL		0- 0		0- 0		0- 2			
RPI S	Opponent	Score	RPI S	Opponent	Score	RPI S	Opponent	Score	RPI S	Opponent	Score		
						70 A	Virginia Tech	0 3	132 A	Florida A&M	0 3		
									132 H	Florida A&M	0 3		
									137 N	Arkansas	0 3		
									147 A	Elon	0 3		
									170 A	Md.-East. Shore	0 3		
									170 N	Md.-East. Shore	0 3		
									170 N	Md.-East. Shore	0 3		
									197 A	UTEP	0 3		
									201 N	Georgia St.	0 3		
									211 N	Sacred Heart	0 3		
									225 A	James Madison	1 3		
									239 N	East Carolina	0 3		
									276 N	A&M-Corpus Christi	1 3		
									280 A	Delaware St.	0 3		
									286 A	Bethune-Cookman	0 3		
									286 H	Bethune-Cookman	3 1		
									295 N	Navy	0 3		
									295 N	Navy	1 3		
									298 N	La Salle	1 3		
									301 A	South Carolina St.	2 3		
									301 H	South Carolina St.	1 3		
LAST 10 GAMES									303 N	Texas Southern	3 0		
						170 N	Md.-East. Shore	0 3	286 H	Bethune-Cookman	3 1		
						316 A	Hampton	3 1	301 A	South Carolina St.	2 3		
						132 A	Florida A&M	0 3	326 A	Winston-Salem	3 0		
						286 A	Bethune-Cookman	0 3	324 A	N.C. A&T	3 1		
						326 H	Winston-Salem	3 1	301 H	South Carolina St.	1 3		

Non-Div. I Games:

Norfolk St.

RPI	S	Opponent	Score	
326	A	Winston-Salem	3	0
326	H	Winston-Salem	3	1
328	H	Alabama St.	3	0

Norfolk St.

N
o
r
f
o
l
k
S
t
.

N
o
r
f
o
l
k
S
t
.

Average RPI Win:	252	WON-LOST	WINNING	LAST 10	STRENGTH OF	OPP. STRENGTH	TEAM	ADJ	CONF.	ADJ CONF.					
Average RPI Loss:	119	RECORD	PCT. RANK	GAMES	SCHEDULE	OF SCHEDULE	RPI	RPI	RPI	RPI					
DIV. I ONLY	8- 27	.22857	299	1- 9	202	118	272	.38986	272	5	5				
DIV. I NON-CONF.	7- 8	.46667	188	0- 0	271	267	254	.40968	264	5	5				
<hr/>															
TOTALS	RPI 1-25	RPI 26-50		W-L RECORDS		RPI 51-100		RPI 101-150		RPI 150+					
8- 27	0- 1	0- 5		OVERALL		1- 8		0- 2		7- 11					
5- 12	0- 0	0- 2		HOME		1- 4		0- 1		4- 5					
1- 12	0- 1	0- 3		AWAY		0- 4		0- 1		1- 3					
2- 3	0- 0	0- 0		NEUTRAL		0- 0		0- 0		2- 3					
7- 8	0- 0	0- 0		NON-CONFERENCE		0- 1		0- 0		7- 7					
4- 4	0- 0	0- 0		HOME		0- 1		0- 0		4- 3					
1- 1	0- 0	0- 0		AWAY		0- 0		0- 0		1- 1					
2- 3	0- 0	0- 0		NEUTRAL		0- 0		0- 0		2- 3					
1- 19	0- 1	0- 5		CONFERENCE		1- 7		0- 2		0- 4					
1- 8	0- 0	0- 2		HOME		1- 3		0- 1		0- 2					
0- 11	0- 1	0- 3		AWAY		0- 4		0- 1		0- 2					
0- 0	0- 0	0- 0		NEUTRAL		0- 0		0- 0		0- 0					
RPI	S	Opponent	Score	RPI	S	Opponent	Score	RPI	S	Opponent	Score				
3	A	Florida St.	0 <div>3</div>	30	A	Duke	0 <div>3</div>	58	A	Clemson	0 <div>3</div>	124	A	Wake Forest	0 <div>3</div>
				30	H	Duke	0 <div>3</div>	58	H	Clemson	0 <div>3</div>	124	H	Wake Forest	0 <div>3</div>
				42	A	Miami (FL)	0 <div>3</div>	60	H	George Mason	1 <div>3</div>	155	N	Georgetown	2 <div>3</div>
				45	A	Georgia Tech	0 <div>3</div>	70	A	Virginia Tech	0 <div>3</div>	174	A	Maryland	0 <div>3</div>
				45	H	Georgia Tech	0 <div>3</div>	70	H	Virginia Tech	0 <div>3</div>	174	H	Maryland	2 <div>3</div>
								75	A	North Carolina	0 <div>3</div>	180	N	UNC Asheville	1 <div>3</div>
								75	H	North Carolina	3 <div>2</div>	191	A	Boston College	0 <div>3</div>
								99	A	Virginia	0 <div>3</div>	191	H	Boston College	0 <div>3</div>
								99	H	Virginia	0 <div>3</div>	195	A	UNC Greensboro	2 <div>3</div>
												208	H	Campbell	0 <div>3</div>
												210	H	Rutgers	2 <div>3</div>
												231	H	Dartmouth	3 <div>2</div>
												235	N	High Point	0 <div>3</div>
												244	H	Charleston So.	3 <div>0</div>
												269	H	DePaul	2 <div>3</div>
												282	H	Davidson	3 <div>1</div>
												284	A	S.C. Upstate	3 <div>2</div>
												298	N	La Salle	3 <div>1</div>
												300	H	Morgan St.	3 <div>0</div>
												302	N	Citadel	3 <div>0</div>
				LAST 10 GAMES											
				75	H	North Carolina	3 <div>2</div>	99	H	Virginia	0 <div>3</div>				
				124	A	Wake Forest	0 <div>3</div>	70	H	Virginia Tech	0 <div>3</div>				
				30	A	Duke	0 <div>3</div>	75	A	North Carolina	0 <div>3</div>				
				174	A	Maryland	0 <div>3</div>	45	H	Georgia Tech	0 <div>3</div>				
				191	A	Boston College	0 <div>3</div>	58	H	Clemson	0 <div>3</div>				

Non-Div. I Games:

North Carolina St.

North Carolina

Through Games Of Saturday, Nov. 28 [all matches]

Average RPI Win:	115	WON-LOST	WINNING	LAST 10	STRENGTH OF	OPP. STRENGTH	TEAM	ADJ	CONF.	ADJ CONF.		
Average RPI Loss:	75	RECORD	PCT. RANK	GAMES	SCHEDULE	OF SCHEDULE	RPI	RPI	RPI	RPI		
DIV. I ONLY		15- 16	.48387	169	4- 6	30	39	81	.56021	75	5	5
DIV. I NON-CONF.		4- 7	.36364	229	0- 0	6	20	74	.58056	65	5	5
<hr/>												
TOTALS	RPI 1-25	RPI 26-50		W-L RECORDS		RPI 51-100		RPI 101-150		RPI 150+		
15- 16	1- 3	3- 6		OVERALL		5- 3		1- 2		5- 2		
8- 4	1- 1	1- 1		HOME		2- 2		1- 0		3- 0		
4- 11	0- 1	1- 5		AWAY		2- 1		0- 2		1- 2		
3- 1	0- 1	1- 0		NEUTRAL		1- 0		0- 0		1- 0		
<hr/>												
4- 7	1- 2	1- 3		NON-CONFERENCE		1- 1		0- 1		1- 0		
1- 2	1- 1	0- 0		HOME		0- 1		0- 0		0- 0		
0- 4	0- 0	0- 3		AWAY		0- 0		0- 1		0- 0		
3- 1	0- 1	1- 0		NEUTRAL		1- 0		0- 0		1- 0		
<hr/>												
11- 9	0- 1	2- 3		CONFERENCE		4- 2		1- 1		4- 2		
7- 2	0- 0	1- 1		HOME		2- 1		1- 0		3- 0		
4- 7	0- 1	1- 2		AWAY		2- 1		0- 1		1- 2		
0- 0	0- 0	0- 0		NEUTRAL		0- 0		0- 0		0- 0		
<hr/>												
RPI S	Opponent	Score	RPI S	Opponent	Score	RPI S	Opponent	Score	RPI S	Opponent	Score	
3 A	Florida St.	1 3	28 A	Wichita St.	1 3	54 N	Albany (NY)	3 1	124 A	Wake Forest	2 3	
17 H	Tennessee	3 2	30 A	Duke	0 3	58 A	Clemson	3 0	124 H	Wake Forest	3 1	
21 N	Southern California	0 3	30 H	Duke	3 1	58 H	Clemson	2 3	140 A	American	1 3	
23 H	Colorado St.	0 3	41 A	Michigan St.	2 3	70 A	Virginia Tech	2 3	174 A	Maryland	1 3	
			42 A	Miami (FL)	3 0	70 H	Virginia Tech	3 2	174 H	Maryland	3 1	
			45 A	Georgia Tech	0 3	79 H	Marshall	0 3	191 A	Boston College	3 0	
			45 H	Georgia Tech	1 3	99 A	Virginia	3 0	191 H	Boston College	3 2	
			46 A	Delaware	2 3	99 H	Virginia	3 1	258 N	Grambling	3 0	
			49 N	Oklahoma	3 2				272 A	North Carolina St.	2 3	
									272 H	North Carolina St.	3 0	
<hr/>												
LAST 10 GAMES												
			272 A	North Carolina St.	2 3	70 H	Virginia Tech	3 2				
			30 A	Duke	0 3	99 H	Virginia	3 1				
			124 A	Wake Forest	2 3	272 H	North Carolina St.	3 0				
			191 A	Boston College	3 0	58 H	Clemson	2 3				
			174 A	Maryland	1 3	45 H	Georgia Tech	1 3				

Non-Div. I Games:

North Carolina

Average RPI Win: 197		WON-LOST RECORD		WINNING PCT. RANK		LAST 10 GAMES		STRENGTH OF SCHEDULE		OPP. STRENGTH OF SCHEDULE		TEAM RPI		ADJ RPI		CONF. RPI		ADJ CONF. RPI	
DIV. I ONLY		23- 4		.85185 13		9- 1		133		175		43		.5953 46		21		22	
DIV. I NON-CONF.		4- 3		.57143 140		0- 0		50		26		73		.57463 74		22		22	
TOTALS		RPI 1-25		RPI 26-50		W-L RECORDS		RPI 51-100		RPI 101-150		RPI 150+							
23- 4		0- 1		0- 1		OVERALL		1- 1		6- 1		16- 0							
10- 1		0- 0		0- 0		HOME		0- 0		2- 1		8- 0							
10- 2		0- 1		0- 0		AWAY		1- 1		2- 0		7- 0							
3- 1		0- 0		0- 1		NEUTRAL		0- 0		2- 0		1- 0							
4- 3		0- 1		0- 1		NON-CONFERENCE		1- 1		2- 0		1- 0							
0- 0		0- 0		0- 0		HOME		0- 0		0- 0		0- 0							
1- 2		0- 1		0- 0		AWAY		1- 1		0- 0		0- 0							
3- 1		0- 0		0- 1		NEUTRAL		0- 0		2- 0		1- 0							
19- 1		0- 0		0- 0		CONFERENCE		0- 0		4- 1		15- 0							
10- 1		0- 0		0- 0		HOME		0- 0		2- 1		8- 0							
9- 0		0- 0		0- 0		AWAY		0- 0		2- 0		7- 0							
0- 0		0- 0		0- 0		NEUTRAL		0- 0		0- 0		0- 0							
RPI S	Opponent	Score		RPI S	Opponent	Score		RPI S	Opponent	Score		RPI S	Opponent	Score					
3 A	Florida St.	2	3	42 N	Miami (FL)	2	3	96 A	BYU	0	3	118 N	Central Mich.	3	0				
								98 A	Northern Colo.	3	2	127 A	IPFW	3	2				
												127 H	IPFW	2	3				
												127 H	IPFW	3	0				
												132 N	Florida A&M	3	0				
												134 A	IUPUI	3	1				
												134 H	IUPUI	3	0				
												154 A	Oakland	3	2				
												154 H	Oakland	3	0				
												187 A	Oral Roberts	3	0				
												187 H	Oral Roberts	3	0				
												199 A	UMKC	3	1				
												199 H	UMKC	3	0				
												199 H	UMKC	3	0				
												222 A	South Dakota St.	3	1				
												222 H	South Dakota St.	3	2				
												255 N	Eastern Mich.	3	1				
												263 A	Western Ill.	3	1				
												263 H	Western Ill.	3	1				
												266 A	Southern Utah	3	0				
												266 H	Southern Utah	3	0				
												313 A	Centenary (LA)	3	0				
												313 H	Centenary (LA)	3	0				
				LAST 10 GAMES															
				127 H	IPFW	2	3	266 H	Southern Utah	3	0								
				199 H	UMKC	3	0	199 H	UMKC	3	0								
				187 A	Oral Roberts	3	0	134 A	IUPUI	3	1								
				313 A	Centenary (LA)	3	0	263 A	Western Ill.	3	1								
				222 H	South Dakota St.	3	2	127 H	IPFW	3	0								

Non-Div. I Games:

North Dakota St.

Average RPI Win:	235	WON-LOST	WINNING	LAST 10	STRENGTH OF	OPP. STRENGTH	TEAM	ADJ	CONF.	ADJ CONF.											
Average RPI Loss:	147	RECORD	PCT. RANK	GAMES	SCHEDULE	OF SCHEDULE	RPI	RPI	RPI	RPI											
DIV. I ONLY		21- 6	.77778	31	9- 0	306	233	139	.50096	142	29	29									
DIV. I NON-CONF.		5- 5	.5	171	0- 0	278	131	232	.43848	230	29	29									
<hr/>																					
TOTALS	RPI 1-25	RPI 26-50		W-L RECORDS		RPI 51-100		RPI 101-150		RPI 150+											
21- 6	0- 0	0- 0		OVERALL		0- 2		2- 1		19- 3											
7- 0	0- 0	0- 0		HOME		0- 0		1- 0		6- 0											
8- 3	0- 0	0- 0		AWAY		0- 0		0- 1		8- 2											
6- 3	0- 0	0- 0		NEUTRAL		0- 2		1- 0		5- 1											
<hr/>																					
5- 5	0- 0	0- 0		NON-CONFERENCE		0- 2		0- 0		5- 3											
0- 0	0- 0	0- 0		HOME		0- 0		0- 0		0- 0											
2- 2	0- 0	0- 0		AWAY		0- 0		0- 0		2- 2											
3- 3	0- 0	0- 0		NEUTRAL		0- 2		0- 0		3- 1											
<hr/>																					
16- 1	0- 0	0- 0		CONFERENCE		0- 0		2- 1		14- 0											
7- 0	0- 0	0- 0		HOME		0- 0		1- 0		6- 0											
6- 1	0- 0	0- 0		AWAY		0- 0		0- 1		6- 0											
3- 0	0- 0	0- 0		NEUTRAL		0- 0		1- 0		2- 0											
<hr/>																					
RPI	S	Opponent	Score	RPI	S	Opponent	Score	RPI	S	Opponent	Score										
				74		N	SMU	0	3	129		A	Utah Valley	1	3						
				87		N	Arizona St.	1	3	129		H	Utah Valley	3	2						
												129		N	Utah Valley	3	1				
												156		A	Montana	2	3				
												168		A	Gonzaga	3	1				
												193		N	Akron	3	1				
												196		A	NJIT	3	0				
												196		H	NJIT	3	0				
												199		N	UMKC	3	1				
												212		A	South Dakota	3	0				
												212		H	South Dakota	3	2				
												212		N	South Dakota	3	0				
												218		A	Wyoming	1	3				
												220		N	Fresno St.	1	3				
												242		A	Indiana St.	3	0				
												254		A	Seattle	3	2				
												254		H	Seattle	3	1				
												259		A	Houston Baptist	3	0				
												259		H	Houston Baptist	3	0				
												287		A	Tex.-Pan American	3	0				
								287		H	Tex.-Pan American	3	0								
				LAST 10 GAMES																	
129				N		Utah Valley		3		1		129		H		Utah Valley		3		2	
212				N		South Dakota		3		0		319		H		Chicago St.		3		0	
212				H		South Dakota		3		2		196		H		NJIT		3		0	
196				A		NJIT		3		0		212		A		South Dakota		3		0	
319				A		Chicago St.		3		0		259		A		Houston Baptist		3		0	

Non-Div. I Games:	Bemidji St.	3	0
--------------------------	--------------------	----------	----------

North Dakota

Average RPI Win: 249		WON-LOST RECORD		WINNING PCT. RANK		LAST 10 GAMES		STRENGTH OF SCHEDULE		OPP. STRENGTH OF SCHEDULE		TEAM RPI		ADJ RPI		CONF. RPI		ADJ CONF. RPI	
DIV. I ONLY		10- 20		.33333 253		2- 8		236		223		265		.39843 264		20		18	
DIV. I NON-CONF.		6- 4		.6 123		1- 0		211		253		158		.4881 162		20		19	
TOTALS		RPI 1-25		RPI 26-50		W-L RECORDS		RPI 51-100		RPI 101-150		RPI 150+							
10- 20		0- 0		0- 2		OVERALL		0- 0		1- 8		9- 10							
5- 7		0- 0		0- 1		HOME		0- 0		1- 3		4- 3							
2- 11		0- 0		0- 1		AWAY		0- 0		0- 4		2- 6							
3- 2		0- 0		0- 0		NEUTRAL		0- 0		0- 1		3- 1							
6- 4		0- 0		0- 0		NON-CONFERENCE		0- 0		1- 2		5- 2							
2- 0		0- 0		0- 0		HOME		0- 0		1- 0		1- 0							
1- 2		0- 0		0- 0		AWAY		0- 0		0- 1		1- 1							
3- 2		0- 0		0- 0		NEUTRAL		0- 0		0- 1		3- 1							
4- 16		0- 0		0- 2		CONFERENCE		0- 0		0- 6		4- 8							
3- 7		0- 0		0- 1		HOME		0- 0		0- 3		3- 3							
1- 9		0- 0		0- 1		AWAY		0- 0		0- 3		1- 5							
0- 0		0- 0		0- 0		NEUTRAL		0- 0		0- 0		0- 0							
RPI S	Opponent	Score		RPI S	Opponent	Score		RPI S	Opponent	Score		RPI S	Opponent	Score					
				34 A	Lipscomb	0	3			109 N	William & Mary	1	3						
				34 H	Lipscomb	0	3			114 A	Belmont	1	3						
										114 H	Belmont	2	3						
										119 A	Fla. Gulf Coast	0	3						
										119 H	Fla. Gulf Coast	2	3						
										121 A	Ga. Southern	0	3						
										123 A	Jacksonville	0	3						
										123 H	Jacksonville	2	3						
										132 H	Florida A&M	3	2						
										164 A	Kennesaw St.	0	3						
										164 H	Kennesaw St.	2	3						
										173 A	UCF	0	3						
										178 A	Appalachian St.	3	1						
										202 A	Mercer	0	3						
										202 H	Mercer	1	3						
										208 A	Campbell	1	3						
										208 H	Campbell	1	3						
										226 N	Tennessee Tech	3	2						
										243 A	East Tenn. St.	1	3						
										243 H	East Tenn. St.	3	1						
										249 N	Fla. Atlantic	3	2						
										269 N	DePaul	2	3						
										284 A	S.C. Upstate	2	3						
										284 H	S.C. Upstate	3	0						
										286 H	Bethune-Cookman	3	0						
										286 N	Bethune-Cookman	3	0						
										304 A	Stetson	3	0						
										119 A	Fla. Gulf Coast	0	3						
				LAST 10 GAMES															
				164 H	Kennesaw St.	2	3	114 H	Belmont	2	3	284 A	S.C. Upstate	2	3				
				202 H	Mercer	1	3	284 A	S.C. Upstate	2	3	284 H	S.C. Upstate	3	0				
				208 A	Campbell	1	3	286 H	Bethune-Cookman	3	0	286 H	Bethune-Cookman	3	0				
				243 A	East Tenn. St.	1	3	304 A	Stetson	3	0	286 N	Bethune-Cookman	3	0				
				34 H	Lipscomb	0	3	119 A	Fla. Gulf Coast	0	3	304 A	Stetson	3	0				

Non-Div. I Games:

North Fla.

North Fla.

North
Florida.

North Fla.

Average RPI Win: 211		WON-LOST RECORD		WINNING PCT. RANK		LAST 10 GAMES		STRENGTH OF SCHEDULE		OPP. STRENGTH OF SCHEDULE		TEAM RPI		ADJ RPI		CONF. RPI		ADJ CONF. RPI	
DIV. I ONLY		12- 21		.36364 242		4- 6		121		161		200		.4549 200		15		15	
DIV. I NON-CONF.		4- 10		.28571 257		0- 0		97		141		199		.45885 206		15		14	
TOTALS		RPI 1-25		RPI 26-50		W-L RECORDS		RPI 51-100		RPI 101-150		RPI 150+							
12- 21		0- 2		0- 1		OVERALL		1- 5		2- 7		9- 6							
5- 7		0- 1		0- 0		HOME		0- 2		1- 3		4- 1							
6- 8		0- 0		0- 1		AWAY		0- 2		1- 3		5- 2							
1- 6		0- 1		0- 0		NEUTRAL		1- 1		0- 1		0- 3							
4- 10		0- 0		0- 0		NON-CONFERENCE		1- 4		2- 1		1- 5							
1- 3		0- 0		0- 0		HOME		0- 2		1- 0		0- 1							
2- 2		0- 0		0- 0		AWAY		0- 1		1- 0		1- 1							
1- 5		0- 0		0- 0		NEUTRAL		1- 1		0- 1		0- 3							
8- 11		0- 2		0- 1		CONFERENCE		0- 1		0- 6		8- 1							
4- 4		0- 1		0- 0		HOME		0- 0		0- 3		4- 0							
4- 6		0- 0		0- 1		AWAY		0- 1		0- 3		4- 1							
0- 1		0- 1		0- 0		NEUTRAL		0- 0		0- 0		0- 0							
RPI S	Opponent	Score		RPI S	Opponent	Score		RPI S	Opponent	Score		RPI S	Opponent	Score					
15 H	FIU	0 3		31 A	Middle Tenn.	0 3		57 N	Kansas	0 3		111 A	New Orleans	0 3					
15 N	FIU	0 3						66 H	New Mexico St.	0 3		111 H	New Orleans	1 3					
								72 A	Western Ky.	1 3		118 N	Central Mich.	0 3					
								74 A	SMU	1 3		137 A	Arkansas	3 2					
								85 N	Jacksonville St.	3 0		145 H	Stephen F. Austin	3 2					
								98 H	Northern Colo.	0 3		146 A	Denver	0 3					
												146 H	Denver	2 3					
												148 A	Arkansas St.	1 3					
												148 H	Arkansas St.	2 3					
												154 A	Oakland	2 3					
												162 A	Sam Houston St.	3 2					
												167 A	UALR	2 3					
												167 H	UALR	3 1					
												171 N	Lamar	0 3					
												175 H	UTSA	2 3					
												179 A	Troy	3 1					
												204 N	Wright St.	2 3					
												249 H	Fla. Atlantic	3 0					
												250 A	South Ala.	3 1					
												273 A	La.-Lafayette	3 2					
												273 H	La.-Lafayette	3 0					
												279 N	Canisius	2 3					
												307 A	La.-Monroe	3 0					
												307 H	La.-Monroe	3 0					
				LAST 10 GAMES															
				15 N	FIU	0 3		307 H	La.-Monroe	3 0		307 A	La.-Monroe	3 0					
				167 A	UALR	2 3		148 H	Arkansas St.	2 3		307 H	La.-Monroe						
				148 A	Arkansas St.	1 3		167 H	UALR	3 1									
				273 H	La.-Lafayette	3 0		146 H	Denver	2 3									
				111 H	New Orleans	1 3		179 A	Troy	3 1									

Non-Div. I Games:

North Texas

Northeastern

Through Games Of Saturday, Nov. 28 [all matches]

Average RPI Win: 225		WON-LOST	WINNING	LAST 10	STRENGTH OF		OPP. STRENGTH	TEAM	ADJ	CONF.	ADJ CONF.
Average RPI Loss: 112		RECORD	PCT. RANK	GAMES	SCHEDULE		OF SCHEDULE	RPI	RPI	RPI	RPI
DIV. I ONLY		15- 12	.55556	131	5- 5		132	190	132	.50512	135
DIV. I NON-CONF.		7- 6	.53846	157	0- 0		134	235	140	.49734	149
TOTALS		RPI 1-25	RPI 26-50		W-L RECORDS		RPI 51-100		RPI 101-150		RPI 150+
15- 12	0- 0	0- 3		OVERALL		0- 3		0- 2		15- 4	
5- 4	0- 0	0- 1		HOME		0- 1		0- 0		5- 2	
7- 6	0- 0	0- 2		AWAY		0- 2		0- 2		7- 0	
3- 2	0- 0	0- 0		NEUTRAL		0- 0		0- 0		3- 2	
7- 6	0- 0	0- 1		NON-CONFERENCE		0- 1		0- 1		7- 3	
1- 1	0- 0	0- 0		HOME		0- 0		0- 0		1- 1	
3- 3	0- 0	0- 1		AWAY		0- 1		0- 1		3- 0	
3- 2	0- 0	0- 0		NEUTRAL		0- 0		0- 0		3- 2	
8- 6	0- 0	0- 2		CONFERENCE		0- 2		0- 1		8- 1	
4- 3	0- 0	0- 1		HOME		0- 1		0- 0		4- 1	
4- 3	0- 0	0- 1		AWAY		0- 1		0- 1		4- 0	
0- 0	0- 0	0- 0		NEUTRAL		0- 0		0- 0		0- 0	
RPI S	Opponent	Score	RPI S	Opponent	Score	RPI S	Opponent	Score	RPI S	Opponent	Score
			39 A	Long Beach St.	0 3	60 H	George Mason	0 3	109 A	William & Mary	0 3
			46 A	Delaware	0 3	67 A	UC Irvine	0 3	126 A	Connecticut	2 3
			46 H	Delaware	0 3	69 A	VCU	1 3	156 N	Montana	0 3
									163 A	UMBC	3 2
									184 N	Long Island	3 0
									191 N	Boston College	2 3
									201 A	Georgia St.	3 1
									201 H	Georgia St.	3 1
									205 H	Rhode Island	3 1
									206 A	Hofstra	3 1
									206 H	Hofstra	1 3
									211 N	Sacred Heart	3 0
									221 A	UNC Wilmington	3 2
									221 H	UNC Wilmington	3 1
									225 H	James Madison	3 0
									227 H	New Hampshire	1 3
									231 A	Dartmouth	3 0
									261 A	Towson	3 0
									261 H	Towson	3 2
									268 N	Central Conn. St.	3 1
									315 A	Holy Cross	3 0
			LAST 10 GAMES								
			261 H	Towson	3 2	69 A	VCU	1 3			
			46 H	Delaware	0 3	109 A	William & Mary	0 3			
			201 H	Georgia St.	3 1	60 H	George Mason	0 3			
			221 H	UNC Wilmington	3 1	225 H	James Madison	3 0			
			206 A	Hofstra	3 1	46 A	Delaware	0 3			

Non-Div. I Games:

Northeastern

Average RPI Win: 241		WON-LOST RECORD		WINNING PCT. RANK		LAST 10 GAMES		STRENGTH OF SCHEDULE		OPP. STRENGTH OF SCHEDULE		TEAM RPI		ADJ RPI		CONF. RPI		ADJ CONF. RPI	
Average RPI Loss: 144																			
DIV. I ONLY		8- 17		.32 263		3- 7		226		194		264		.40377 262		25		21	
DIV. I NON-CONF.		3- 6		.33333 240		0- 0		194		118		234		.43555 232		17		17	
TOTALS		RPI 1-25		RPI 26-50		W-L RECORDS		RPI 51-100		RPI 101-150		RPI 150+							
8- 17		0- 1		0- 0		OVERALL		0- 6		2- 1		6- 9							
4- 7		0- 0		0- 0		HOME		0- 2		1- 0		3- 5							
3- 8		0- 1		0- 0		AWAY		0- 3		0- 1		3- 3							
1- 2		0- 0		0- 0		NEUTRAL		0- 1		1- 0		0- 1							
3- 6		0- 1		0- 0		NON-CONFERENCE		0- 2		1- 0		2- 3							
1- 2		0- 0		0- 0		HOME		0- 0		0- 0		1- 2							
1- 2		0- 1		0- 0		AWAY		0- 1		0- 0		1- 0							
1- 2		0- 0		0- 0		NEUTRAL		0- 1		1- 0		0- 1							
5- 11		0- 0		0- 0		CONFERENCE		0- 4		1- 1		4- 6							
3- 5		0- 0		0- 0		HOME		0- 2		1- 0		2- 3							
2- 6		0- 0		0- 0		AWAY		0- 2		0- 1		2- 3							
0- 0		0- 0		0- 0		NEUTRAL		0- 0		0- 0		0- 0							
RPI S	Opponent	Score		RPI S	Opponent	Score		RPI S	Opponent	Score		RPI S	Opponent	Score					
21 A	Southern California	0 3						62 N	Tulsa	0 3		116 A	Eastern Wash.	0 3					
								71 A	Pepperdine	0 3		116 H	Eastern Wash.	3 2					
								84 A	Portland St.	0 3		119 N	Fla. Gulf Coast	3 1					
								84 H	Portland St.	0 3		156 A	Montana	0 3					
								98 A	Northern Colo.	1 3		156 H	Montana	0 3					
								98 H	Northern Colo.	1 3		203 H	Utah St.	1 3					
												213 A	Idaho St.	1 3					
												213 H	Idaho St.	1 3					
												214 A	Sacramento St.	1 3					
												214 H	Sacramento St.	1 3					
												218 H	Wyoming	2 3					
												232 N	Cal St. Northridge	2 3					
												257 A	Boise St.	3 1					
												260 A	Weber St.	3 0					
												260 H	Weber St.	3 1					
												302 H	Citadel	3 0					
												306 A	Montana St.	3 0					
												306 H	Montana St.	3 1					
				LAST 10 GAMES															
				98 A	Northern Colo.	1 3		213 A	Idaho St.	1 3									
				116 A	Eastern Wash.	0 3		260 A	Weber St.	3 0									
				84 A	Portland St.	0 3		214 H	Sacramento St.	1 3									
				156 H	Montana	0 3		84 H	Portland St.	0 3									
				306 H	Montana St.	3 1		116 H	Eastern Wash.	3 2									

Non-Div. I Games:

Northern Ariz.

Average RPI Win:		197	WON-LOST RECORD		WINNING PCT. RANK		LAST 10 GAMES		STRENGTH OF SCHEDULE		OPP. STRENGTH OF SCHEDULE		TEAM RPI		ADJ RPI		CONF. RPI		ADJ CONF. RPI				
Average RPI Loss:		82																					
DIV. I ONLY			21- 11		.65625 79		8- 2		157		144		98		.5414 98		25		21				
DIV. I NON-CONF.			7- 7		.5 171		0- 0		115		24		120		.52752 115		17		17				
TOTALS		RPI 1-25		RPI 26-50		W-L RECORDS		RPI 51-100		RPI 101-150		RPI 150+											
21- 11		0- 2		0- 2		OVERALL		4- 3		2- 3		15- 1											
9- 3		0- 0		0- 2		HOME		1- 0		1- 1		7- 0											
9- 5		0- 1		0- 0		AWAY		1- 1		1- 2		7- 1											
3- 3		0- 1		0- 0		NEUTRAL		2- 2		0- 0		1- 0											
7- 7		0- 2		0- 2		NON-CONFERENCE		2- 2		1- 1		4- 0											
2- 2		0- 0		0- 2		HOME		0- 0		1- 0		1- 0											
3- 2		0- 1		0- 0		AWAY		1- 0		0- 1		2- 0											
2- 3		0- 1		0- 0		NEUTRAL		1- 2		0- 0		1- 0											
14- 4		0- 0		0- 0		CONFERENCE		2- 1		1- 2		11- 1											
7- 1		0- 0		0- 0		HOME		1- 0		0- 1		6- 0											
6- 3		0- 0		0- 0		AWAY		0- 1		1- 1		5- 1											
1- 0		0- 0		0- 0		NEUTRAL		1- 0		0- 0		0- 0											
RPI	S	Opponent		Score		RPI	S	Opponent		Score		RPI	S	Opponent		Score		RPI	S	Opponent		Score	
6	N	Iowa St.		0	3	42	H	Miami (FL)		0	3	66	N	New Mexico St.		1	3	116	A	Eastern Wash.		0	3
23	A	Colorado St.		2	3	46	H	North Dakota St.		2	3	74	N	SMU		3	2	116	A	Eastern Wash.		3	2
												84	A	Portland St.		0	3	116	H	Eastern Wash.		1	3
												84	H	Portland St.		3	1	136	H	Colorado		3	0
												84	N	Portland St.		3	1	146	A	Denver		2	3
												97	A	Iowa		3	1	156	A	Montana		1	3
												100	N	Drake		2	3	156	H	Montana		3	1
																		175	N	UTSA		3	0
																		200	A	North Texas		3	0
																		213	A	Idaho St.		3	2
																		213	H	Idaho St.		3	1
																		214	A	Sacramento St.		3	0
																		214	H	Sacramento St.		3	1
																		248	A	Air Force		3	0
																		255	H	Eastern Mich.		3	0
																		260	A	Weber St.		3	2
																		260	H	Weber St.		3	0
																		262	A	Northern Ariz.		3	1
																		262	H	Northern Ariz.		3	1
																		306	A	Montana St.		3	2
																		306	H	Montana St.		3	0
						LAST 10 GAMES																	
						84	N	Portland St.		3	1	306	H	Montana St.		3	0						
						116	A	Eastern Wash.		3	2	156	H	Montana		3	1						
						262	H	Northern Ariz.		3	1	260	A	Weber St.		3	2						
						84	A	Portland St.		0	3	213	A	Idaho St.		3	2						
						116	A	Eastern Wash.		0	3	214	H	Sacramento St.		3	1						

Non-Div. I Games:

Northern Colo.

Average RPI Win:	204	WON-LOST RECORD	WINNING PCT. RANK	LAST 10 GAMES	STRENGTH OF SCHEDULE	OPP. STRENGTH OF SCHEDULE	TEAM RPI	ADJ RPI	CONF. RPI	ADJ CONF. RPI									
DIV. I ONLY		14- 16	.46667	179	4- 6	165	122	165	.48554	158	13	13							
DIV. I NON-CONF.		6- 7	.46154	193	0- 0	150	146	169	.48819	161	13	12							

TOTALS	RPI 1-25	RPI 26-50		W-L RECORDS		RPI 51-100		RPI 101-150		RPI 150+									
14- 16	0- 1	0- 3		OVERALL		0- 3		4- 5		10- 4									
9- 5	0- 0	0- 1		HOME		0- 1		4- 2		5- 1									
4- 7	0- 0	0- 1		AWAY		0- 2		0- 2		4- 2									
1- 4	0- 1	0- 1		NEUTRAL		0- 0		0- 1		1- 1									
6- 7	0- 1	0- 2		NON-CONFERENCE		0- 1		1- 2		5- 1									
4- 2	0- 0	0- 0		HOME		0- 0		1- 2		3- 0									
1- 2	0- 0	0- 1		AWAY		0- 1		0- 0		1- 0									
1- 3	0- 1	0- 1		NEUTRAL		0- 0		0- 0		1- 1									
8- 9	0- 0	0- 1		CONFERENCE		0- 2		3- 3		5- 3									
5- 3	0- 0	0- 1		HOME		0- 1		3- 0		2- 1									
3- 5	0- 0	0- 0		AWAY		0- 1		0- 2		3- 2									
0- 1	0- 0	0- 0		NEUTRAL		0- 0		0- 1		0- 0									
RPI	S	Opponent	Score		RPI	S	Opponent	Score		RPI	S	Opponent	Score						
16	N	UNI	0	3	27	H	Ohio	0	3	61	A	Western Mich.	1	3					
					31	A	Middle Tenn.	0	3	61	H	Western Mich.	1	3					
					45	N	Georgia Tech	0	3	72	A	Western Ky.	0	3					
												102	H	Miami (OH)	3	0			
												107	H	Southern Ill.	1	3			
												118	A	Central Mich.	0	3			
												118	H	Central Mich.	3	2			
												118	N	Central Mich.	0	3			
												138	A	Toledo	2	3			
												138	H	Toledo	3	0			
												139	H	Milwaukee	2	3			
												145	H	Stephen F. Austin	3	0			
												152	A	Ball St.	0	3			
												152	H	Ball St.	0	3			
												159	A	Buffalo	3	1			
												172	H	Kent St.	3	0			
												192	A	Bowling Green	2	3			
												193	A	Akron	3	1			
												219	H	Ill.-Chicago	3	2			
												238	N	Memphis	0	3			
												255	A	Eastern Mich.	3	0			
												255	H	Eastern Mich.	3	2			
												263	H	Western Ill.	3	0			
												269	H	DePaul	3	1			
												278	A	Bradley	3	0			
												291	N	Tennessee St.	3	0			
LAST 10 GAMES					LAST 10 GAMES					LAST 10 GAMES									
					118	N	Central Mich.	0	3	152	H	Ball St.	0	3	291	N	Tennessee St.	3	0
					118	A	Central Mich.	0	3	138	H	Toledo	3	0					
					255	A	Eastern Mich.	3	0	172	H	Kent St.	3	0					
					192	A	Bowling Green	2	3	27	H	Ohio	0	3					
					61	A	Western Mich.	1	3	193	A	Akron	3	1					

Non-Div. I Games:

Northern Ill.

Average RPI Win: 249		WON-LOST RECORD		WINNING PCT. RANK		LAST 10 GAMES		STRENGTH OF SCHEDULE		OPP. STRENGTH OF SCHEDULE		TEAM RPI		ADJ RPI		CONF. RPI		ADJ CONF. RPI	
Average RPI Loss: 178																			
DIV. I ONLY		3- 21		.125 315		2- 8		195		250		293		.34728 290		23		20	
DIV. I NON-CONF.		1- 7		.125 303		0- 0		241		210		299		.35047 294		21		21	
TOTALS		RPI 1-25		RPI 26-50		W-L RECORDS		RPI 51-100		RPI 101-150		RPI 150+							
3- 21		0- 0		0- 0		OVERALL		0- 3		0- 4		3- 14							
2- 8		0- 0		0- 0		HOME		0- 1		0- 2		2- 5							
1- 9		0- 0		0- 0		AWAY		0- 1		0- 1		1- 7							
0- 4		0- 0		0- 0		NEUTRAL		0- 1		0- 1		0- 2							
1- 7		0- 0		0- 0		NON-CONFERENCE		0- 1		0- 1		1- 5							
1- 1		0- 0		0- 0		HOME		0- 0		0- 0		1- 1							
0- 2		0- 0		0- 0		AWAY		0- 0		0- 0		0- 2							
0- 4		0- 0		0- 0		NEUTRAL		0- 1		0- 1		0- 2							
2- 14		0- 0		0- 0		CONFERENCE		0- 2		0- 3		2- 9							
1- 7		0- 0		0- 0		HOME		0- 1		0- 2		1- 4							
1- 7		0- 0		0- 0		AWAY		0- 1		0- 1		1- 5							
0- 0		0- 0		0- 0		NEUTRAL		0- 0		0- 0		0- 0							
RPI	S	Opponent	Score	RPI	S	Opponent	Score	RPI	S	Opponent	Score	RPI	S	Opponent	Score				
								62	N	Tulsa	0 3	106	H	Texas St.	1 3				
								91	A	Central Ark.	0 3	145	A	Stephen F. Austin	0 3				
								91	H	Central Ark.	0 3	145	H	Stephen F. Austin	1 3				
												148	N	Arkansas St.	0 3				
												162	H	Sam Houston St.	0 3				
												167	N	UALR	1 3				
												171	H	Lamar	0 3				
												175	A	UTSA	2 3				
												182	A	Texas-Arlington	0 3				
												187	A	Oral Roberts	1 3				
												188	A	Mississippi St.	0 3				
												198	A	McNeese St.	1 3				
												198	H	McNeese St.	3 2				
												230	A	Nicholls St.	0 3				
												230	H	Nicholls St.	1 3				
												255	N	Eastern Mich.	0 3				
												265	A	Southeastern La.	2 3				
												265	H	Southeastern La.	2 3				
												270	H	Louisiana Tech	0 3				
												273	H	La.-Lafayette	3 0				
												276	A	A&M-Corpus Christi	3 1				
LAST 10 GAMES																			
								162	H	Sam Houston St.	0 3	230	A	Nicholls St.	0 3				
								171	H	Lamar	0 3	276	A	A&M-Corpus Christi	3 1				
								198	H	McNeese St.	3 2	175	A	UTSA	2 3				
								145	H	Stephen F. Austin	1 3	106	H	Texas St.	1 3				
								265	A	Southeastern La.	2 3	182	A	Texas-Arlington	0 3				

Non-Div. I Games:

Northwestern St.

Northwestern

Through Games Of Saturday, Nov. 28 [all matches]

Average RPI Win:		128	WON-LOST RECORD		WINNING PCT. RANK		LAST 10 GAMES		STRENGTH OF SCHEDULE		OPP. STRENGTH OF SCHEDULE		TEAM RPI	ADJ RPI		CONF. RPI	ADJ CONF. RPI	
DIV. I ONLY			16- 16		.5 156		5- 5		17		20		64	.57395 64		2	2	
DIV. I NON-CONF.			9- 3		.75 54		0- 0		56		129		45	.60437 47		1	1	
TOTALS		RPI 1-25		RPI 26-50		W-L RECORDS		RPI 51-100		RPI 101-150		RPI 150+						
16- 16		0- 9		2- 4		OVERALL		6- 3		3- 0		5- 0						
8- 5		0- 4		2- 1		HOME		4- 0		0- 0		2- 0						
4- 9		0- 4		0- 3		AWAY		2- 2		2- 0		0- 0						
4- 2		0- 1		0- 0		NEUTRAL		0- 1		1- 0		3- 0						
9- 3		0- 1		1- 1		NON-CONFERENCE		0- 1		3- 0		5- 0						
3- 0		0- 0		1- 0		HOME		0- 0		0- 0		2- 0						
2- 1		0- 0		0- 1		AWAY		0- 0		2- 0		0- 0						
4- 2		0- 1		0- 0		NEUTRAL		0- 1		1- 0		3- 0						
7- 13		0- 8		1- 3		CONFERENCE		6- 2		0- 0		0- 0						
5- 5		0- 4		1- 1		HOME		4- 0		0- 0		0- 0						
2- 8		0- 4		0- 2		AWAY		2- 2		0- 0		0- 0						
0- 0		0- 0		0- 0		NEUTRAL		0- 0		0- 0		0- 0						
RPI	S	Opponent		Score		RPI	S	Opponent		Score		RPI	S	Opponent		Score		
2	A	Penn St.		0	3	26	A	Kentucky		1	3	63	A	Purdue		3	2	
2	H	Penn St.		0	3	29	A	Ohio St.		1	3	63	H	Purdue		3	2	
4	A	Illinois		0	3	29	H	Ohio St.		0	3	72	N	Western Ky.		1	3	
4	H	Illinois		1	3	41	A	Michigan St.		1	3	78	A	Wisconsin		1	3	
8	A	Minnesota		0	3	41	H	Michigan St.		3	1	78	H	Wisconsin		3	1	
8	H	Minnesota		1	3	43	H	Cincinnati		3	0	80	A	Indiana		3	2	
11	A	Michigan		0	3							80	H	Indiana		3	2	
11	H	Michigan		1	3							97	A	Iowa		0	3	
15	N	FIU		2	3							97	H	Iowa		3	0	

Non-Div. I Games:

Northwestern

■ Loss,
 ■ Non-Conf,
 S Site, H Home, A Away, N Neutral

Average RPI Win:	114	WON-LOST	WINNING	LAST 10	STRENGTH OF	OPP. STRENGTH	TEAM	ADJ	CONF.	ADJ CONF.					
Average RPI Loss:	16	RECORD	PCT. RANK	GAMES	SCHEDULE	OF SCHEDULE	RPI	RPI	RPI	RPI					
DIV. I ONLY		21- 6	.77778	31	8- 2	23	37	18	.64419	20	8	9			
DIV. I NON-CONF.		6- 5	.54545	150	0- 1	3	1	27	.63962	23	8	8			
<hr/>															
TOTALS	RPI 1-25	RPI 26-50		W-L RECORDS		RPI 51-100		RPI 101-150		RPI 150+					
21- 6	1- 5	3- 1		OVERALL		7- 0		4- 0		6- 0					
11- 1	1- 1	2- 0		HOME		3- 0		2- 0		3- 0					
8- 2	0- 2	0- 0		AWAY		4- 0		2- 0		2- 0					
2- 3	0- 2	1- 1		NEUTRAL		0- 0		0- 0		1- 0					
<hr/>															
6- 5	1- 5	1- 0		NON-CONFERENCE		3- 0		1- 0		0- 0					
4- 1	1- 1	0- 0		HOME		2- 0		1- 0		0- 0					
1- 2	0- 2	0- 0		AWAY		1- 0		0- 0		0- 0					
1- 2	0- 2	1- 0		NEUTRAL		0- 0		0- 0		0- 0					
<hr/>															
15- 1	0- 0	2- 1		CONFERENCE		4- 0		3- 0		6- 0					
7- 0	0- 0	2- 0		HOME		1- 0		1- 0		3- 0					
7- 0	0- 0	0- 0		AWAY		3- 0		2- 0		2- 0					
1- 1	0- 0	0- 1		NEUTRAL		0- 0		0- 0		1- 0					
<hr/>															
RPI	S	Opponent	Score	RPI	S	Opponent	Score	RPI	S	Opponent	Score	RPI	S	Opponent	Score
3	A	Florida St.	2 3	38	H	Louisville	3 1	51	A	Pittsburgh	3 0	117	H	Villanova	3 0
5	H	Stanford	3 0	38	N	Louisville	2 3	53	A	Xavier	3 1	126	A	Connecticut	3 1
11	N	Michigan	0 3	42	N	Miami (FL)	3 2	66	H	New Mexico St.	3 0	143	A	West Virginia	3 0
13	H	LSU	0 3	43	H	Cincinnati	3 2	68	H	South Fla.	3 1	146	H	Denver	3 0
14	A	Florida	1 3					78	H	Wisconsin	3 1	155	H	Georgetown	3 0
17	N	Tennessee	0 3					82	A	Marquette	3 1	186	H	Seton Hall	3 1
								89	A	Syracuse	3 1	186	N	Seton Hall	3 0
												210	H	Rutgers	3 0
												240	A	St. John's (NY)	3 0
												269	A	DePaul	3 0
<hr/>															
				LAST 10 GAMES											
				14	A	Florida	1 3	89	A	Syracuse	3 1				
				38	N	Louisville	2 3	82	A	Marquette	3 1				
				186	N	Seton Hall	3 0	210	H	Rutgers	3 0				
				68	H	South Fla.	3 1	186	H	Seton Hall	3 1				
				155	H	Georgetown	3 0	269	A	DePaul	3 0				

Non-Div. I Games:

Notre Dame

Average RPI Win: 239		WON-LOST	WINNING	LAST 10	STRENGTH OF	OPP. STRENGTH	TEAM	ADJ	CONF.	ADJ CONF.						
Average RPI Loss: 141		RECORD	PCT. RANK	GAMES	SCHEDULE	OF SCHEDULE	RPI	RPI	RPI	RPI						
DIV. I ONLY		17- 10	.62963	95	4- 6	265	207	157	.48873	154	21	22				
DIV. I NON-CONF.		7- 2	.77778	48	0- 1	290	189	142	.5039	144	22	22				
<hr/>																
TOTALS		RPI 1-25	RPI 26-50		W-L RECORDS		RPI 51-100		RPI 101-150		RPI 150+					
17- 10		0- 0	0- 2		OVERALL		0- 0		1- 5		16- 3					
6- 6		0- 0	0- 1		HOME		0- 0		0- 2		6- 3					
9- 4		0- 0	0- 1		AWAY		0- 0		1- 3		8- 0					
2- 0		0- 0	0- 0		NEUTRAL		0- 0		0- 0		2- 0					
7- 2		0- 0	0- 0		NON-CONFERENCE		0- 0		1- 1		6- 1					
2- 1		0- 0	0- 0		HOME		0- 0		0- 0		2- 1					
3- 1		0- 0	0- 0		AWAY		0- 0		1- 1		2- 0					
2- 0		0- 0	0- 0		NEUTRAL		0- 0		0- 0		2- 0					
10- 8		0- 0	0- 2		CONFERENCE		0- 0		0- 4		10- 2					
4- 5		0- 0	0- 1		HOME		0- 0		0- 2		4- 2					
6- 3		0- 0	0- 1		AWAY		0- 0		0- 2		6- 0					
0- 0		0- 0	0- 0		NEUTRAL		0- 0		0- 0		0- 0					
RPI	S	Opponent	Score	RPI	S	Opponent	Score	RPI	S	Opponent	Score	RPI	S	Opponent	Score	
				46	A	North Dakota St.	0 3			122	A	Valparaiso	2 3			
				46	H	North Dakota St.	2 3			127	A	IPFW	0 3			
										127	H	IPFW	2 3			
										134	A	IUPUI	1 3			
										134	H	IUPUI	2 3			
										143	A	West Virginia	3 0			
										187	A	Oral Roberts	3 2			
										187	H	Oral Roberts	3 2			
										192	A	Bowling Green	3 1			
										199	A	UMKC	3 1			
										199	H	UMKC	2 3			
										200	H	North Texas	3 2			
										204	H	Wright St.	0 3			
										222	A	South Dakota St.	3 0			
										222	H	South Dakota St.	3 2			
										255	A	Eastern Mich.	3 1			
										261	N	Towson	3 2			
										263	A	Western Ill.	3 2			
										263	H	Western Ill.	3 0			
										266	A	Southern Utah	3 2			
										266	H	Southern Utah	2 3			
				LAST 10 GAMES							279	H	Canisius	3 0		
				199	H	UMKC	2 3	127	A	IPFW	0 3	297	N	St. Francis (PA)	3 0	
				266	H	Southern Utah	2 3	313	H	Centenary (LA)	3 0	313	A	Centenary (LA)	3 1	
				134	A	IUPUI	1 3	187	H	Oral Roberts	3 2	313	H	Centenary (LA)	3 0	
				263	A	Western Ill.	3 2	222	A	South Dakota St.	3 0					
				122	A	Valparaiso	2 3	46	A	North Dakota St.	0 3					

Non-Div. I Games:

Oakland

Average RPI Win:		108	WON-LOST RECORD		WINNING PCT. RANK		LAST 10 GAMES		STRENGTH OF SCHEDULE		OPP. STRENGTH OF SCHEDULE		TEAM RPI		ADJ RPI		CONF. RPI		ADJ CONF. RPI					
DIV. I ONLY			24- 9		.72727		50		7- 3		31		28		27		.62993		29		2		2	
DIV. I NON-CONF.			12- 1		.92308		11		0- 0		84		179		25		.63486		27		1		1	
TOTALS		RPI 1-25		RPI 26-50				W-L RECORDS				RPI 51-100				RPI 101-150				RPI 150+				
24- 9		2- 7		2- 0				OVERALL				11- 2				4- 0				5- 0				
10- 3		2- 2		1- 0				HOME				5- 1				1- 0				1- 0				
8- 6		0- 5		1- 0				AWAY				5- 1				2- 0				0- 0				
6- 0		0- 0		0- 0				NEUTRAL				1- 0				1- 0				4- 0				
12- 1		0- 1		0- 0				NON-CONFERENCE				3- 0				4- 0				5- 0				
3- 0		0- 0		0- 0				HOME				1- 0				1- 0				1- 0				
3- 1		0- 1		0- 0				AWAY				1- 0				2- 0				0- 0				
6- 0		0- 0		0- 0				NEUTRAL				1- 0				1- 0				4- 0				
12- 8		2- 6		2- 0				CONFERENCE				8- 2				0- 0				0- 0				
7- 3		2- 2		1- 0				HOME				4- 1				0- 0				0- 0				
5- 5		0- 4		1- 0				AWAY				4- 1				0- 0				0- 0				
0- 0		0- 0		0- 0				NEUTRAL				0- 0				0- 0				0- 0				
RPI	S	Opponent		Score		RPI	S	Opponent		Score		RPI	S	Opponent		Score		RPI	S	Opponent		Score		
2	A	Penn St.		0	3	41	A	Michigan St.		3	1	53	H	Xavier		3	0	109	A	William & Mary		3	1	
2	H	Penn St.		1	3	41	H	Michigan St.		3	0	61	N	Western Mich.		3	2	110	H	Cleveland St.		3	1	
4	A	Illinois		1	3							63	A	Purdue		1	3	121	N	Ga. Southern		3	0	
4	H	Illinois		1	3							63	H	Purdue		3	1	139	A	Milwaukee		3	0	
8	A	Minnesota		1	3							64	A	Northwestern		3	0	170	N	Md.-East. Shore		3	0	
8	H	Minnesota		3	0							64	H	Northwestern		3	1	182	N	Texas-Arlington		3	0	
11	A	Michigan		1	3							78	A	Wisconsin		3	0	192	H	Bowling Green		3	0	
11	H	Michigan		3	0							78	H	Wisconsin		1	3	317	N	Rider		3	0	
23	A	Colorado St.		2	3							80	A	Indiana		3	1	324	N	N.C. A&T		3	0	
												80	H	Indiana		3	1							
												82	A	Marquette		3	2							
												97	A	Iowa		3	1							
												97	H	Iowa		3	0							
LAST 10 GAMES																								
						41	H	Michigan St.		3	0	64	H	Northwestern		3	1							
						11	H	Michigan		3	0	78	A	Wisconsin		3	0							
						63	A	Purdue		1	3	97	A	Iowa		3	1							
						80	A	Indiana		3	1	8	H	Minnesota		3	0							
						4	H	Illinois		1	3	2	A	Penn St.		0	3							

Non-Div. I Games:

Ohio St.

Average RPI Win:		136	WON-LOST RECORD		WINNING PCT. RANK		LAST 10 GAMES		STRENGTH OF SCHEDULE		OPP. STRENGTH OF SCHEDULE		TEAM RPI		ADJ RPI		CONF. RPI		ADJ CONF. RPI			
Average RPI Loss:		41																				
DIV. I ONLY			26- 6		.8125 24		9- 1		49		72		26		.63227 27		13		13			
DIV. I NON-CONF.			8- 5		.61538 115		0- 1		13		10		32		.63052 29		13		12			
TOTALS		RPI 1-25		RPI 26-50		W-L RECORDS		RPI 51-100		RPI 101-150		RPI 150+										
26- 6		0- 3		4- 0		OVERALL		3- 3		5- 0		14- 0										
11- 1		0- 0		1- 0		HOME		1- 1		3- 0		6- 0										
9- 3		0- 1		1- 0		AWAY		1- 2		1- 0		6- 0										
6- 2		0- 2		2- 0		NEUTRAL		1- 0		1- 0		2- 0										
8- 5		0- 3		4- 0		NON-CONFERENCE		2- 2		0- 0		2- 0										
3- 1		0- 0		1- 0		HOME		1- 1		0- 0		1- 0										
2- 2		0- 1		1- 0		AWAY		1- 1		0- 0		0- 0										
3- 2		0- 2		2- 0		NEUTRAL		0- 0		0- 0		1- 0										
18- 1		0- 0		0- 0		CONFERENCE		1- 1		5- 0		12- 0										
8- 0		0- 0		0- 0		HOME		0- 0		3- 0		5- 0										
7- 1		0- 0		0- 0		AWAY		0- 1		1- 0		6- 0										
3- 0		0- 0		0- 0		NEUTRAL		1- 0		1- 0		1- 0										
RPI	S	Opponent		Score		RPI	S	Opponent		Score		RPI	S	Opponent		Score						
4	N	Illinois		0	3	30	N	Duke		3	0	52	H	Missouri St.		3	1	102	A	Miami (OH)	3	0
16	N	UNI		2	3	31	A	Middle Tenn.		3	0	61	A	Western Mich.		0	3	102	H	Miami (OH)	3	0
19	A	Dayton		2	3	45	N	Georgia Tech		3	2	61	N	Western Mich.		3	1	118	H	Central Mich.	3	0
						46	H	Delaware		3	1	63	A	Purdue		0	3	118	N	Central Mich.	3	1
												78	A	Wisconsin		3	1	138	H	Toledo	3	1
												80	H	Indiana		2	3	152	H	Ball St.	3	0
																		152	N	Ball St.	3	1
																		158	A	Northern Ill.	3	0
																		159	A	Buffalo	3	1
																		159	H	Buffalo	3	0
																		172	A	Kent St.	3	0
																		172	H	Kent St.	3	0
																		192	A	Bowling Green	3	0
																		192	H	Bowling Green	3	0
																		193	A	Akron	3	0
																		193	H	Akron	3	0
																		212	N	South Dakota	3	0
																		241	H	Eastern Ky.	3	0
																		255	A	Eastern Mich.	3	1
LAST 10 GAMES																						
						19	A	Dayton		2	3	102	A	Miami (OH)		3	0					
						61	N	Western Mich.		3	1	193	H	Akron		3	0					
						118	N	Central Mich.		3	1	159	H	Buffalo		3	0					
						152	N	Ball St.		3	1	255	A	Eastern Mich.		3	1					
						192	A	Bowling Green		3	0	172	A	Kent St.		3	0					

Non-Div. I Games:

Ohio

Average RPI Win:	131	WON-LOST	WINNING	LAST 10	STRENGTH OF	OPP. STRENGTH	TEAM	ADJ	CONF.	ADJ CONF.	
Average RPI Loss:	28	RECORD	PCT. RANK	GAMES	SCHEDULE	OF SCHEDULE	RPI	RPI	RPI	RPI	
DIV. I ONLY	18- 11	.62069	97	5- 5	39	35	50	.59269	49	3	3
DIV. I NON-CONF.	7- 2	.77778	48	0- 0	47	157	37	.61567	41	3	3
<hr/>											
TOTALS	RPI 1-25	RPI 26-50		W-L RECORDS		RPI 51-100		RPI 101-150		RPI 150+	
18- 11	0- 6	4- 2		OVERALL		3- 3		4- 0		7- 0	
6- 4	0- 3	1- 1		HOME		2- 0		2- 0		1- 0	
7- 6	0- 3	3- 1		AWAY		0- 2		2- 0		2- 0	
5- 1	0- 0	0- 0		NEUTRAL		1- 1		0- 0		4- 0	
<hr/>											
7- 2	0- 0	1- 1		NON-CONFERENCE		1- 1		0- 0		5- 0	
0- 0	0- 0	0- 0		HOME		0- 0		0- 0		0- 0	
2- 1	0- 0	1- 1		AWAY		0- 0		0- 0		1- 0	
5- 1	0- 0	0- 0		NEUTRAL		1- 1		0- 0		4- 0	
<hr/>											
11- 9	0- 6	3- 1		CONFERENCE		2- 2		4- 0		2- 0	
6- 4	0- 3	1- 1		HOME		2- 0		2- 0		1- 0	
5- 5	0- 3	2- 0		AWAY		0- 2		2- 0		1- 0	
0- 0	0- 0	0- 0		NEUTRAL		0- 0		0- 0		0- 0	
<hr/>											
RPI S	Opponent	Score	RPI S	Opponent	Score	RPI S	Opponent	Score	RPI S	Opponent	Score
1 A	Texas	0 3	28 A	Wichita St.	0 3	57 A	Kansas	2 3	112 A	Kansas St.	3 1
1 H	Texas	0 3	32 A	Rice	3 0	57 H	Kansas	3 0	112 H	Kansas St.	3 1
6 A	Iowa St.	0 3	33 A	Baylor	3 0	65 A	Missouri	0 3	136 A	Colorado	3 0
6 H	Iowa St.	1 3	33 H	Baylor	3 2	65 H	Missouri	3 1	136 H	Colorado	3 0
12 A	Nebraska	1 3	40 A	Texas A&M	3 0	75 N	North Carolina	2 3	167 N	UALR	3 0
12 H	Nebraska	2 3	40 H	Texas A&M	1 3	91 N	Central Ark.	3 1	182 A	Texas-Arlington	3 2
						207 A Texas Tech 3 0					
						207 H Texas Tech 3 0					
						230 N Nicholls St. 3 0					
						258 N Grambling 3 2					
						259 N Houston Baptist 3 0					
<hr/>											
LAST 10 GAMES											
6 A Iowa St. 0 3						57 H Kansas 3 0					
1 H Texas 0 3						33 A Baylor 3 0					
40 H Texas A&M 1 3						112 H Kansas St. 3 1					
207 A Texas Tech 3 0						136 H Colorado 3 0					
65 A Missouri 0 3						12 A Nebraska 1 3					

Non-Div. I Games:

Oklahoma

Average RPI Win: 231		WON-LOST	WINNING	LAST 10	STRENGTH OF		OPP. STRENGTH	TEAM	ADJ	CONF.	ADJ CONF.				
Average RPI Loss: 130		RECORD	PCT. RANK	GAMES	SCHEDULE		OF SCHEDULE	RPI	RPI	RPI	RPI				
DIV. I ONLY		12- 15	.44444	196	3- 7		141	214	182	.4679	187	21	22		
DIV. I NON-CONF.		4- 5	.44444	199	0- 1		63	162	128	.51794	125	22	22		
<hr/>															
TOTALS		RPI 1-25		RPI 26-50		W-L RECORDS		RPI 51-100		RPI 101-150		RPI 150+			
12- 15		0- 0		0- 3		OVERALL		0- 3		3- 2		9- 7			
6- 5		0- 0		0- 1		HOME		0- 1		1- 1		5- 2			
4- 10		0- 0		0- 2		AWAY		0- 2		2- 1		2- 5			
2- 0		0- 0		0- 0		NEUTRAL		0- 0		0- 0		2- 0			
4- 5		0- 0		0- 1		NON-CONFERENCE		0- 3		1- 0		3- 1			
1- 1		0- 0		0- 0		HOME		0- 1		0- 0		1- 0			
1- 4		0- 0		0- 1		AWAY		0- 2		1- 0		0- 1			
2- 0		0- 0		0- 0		NEUTRAL		0- 0		0- 0		2- 0			
8- 10		0- 0		0- 2		CONFERENCE		0- 0		2- 2		6- 6			
5- 4		0- 0		0- 1		HOME		0- 0		1- 1		4- 2			
3- 6		0- 0		0- 1		AWAY		0- 0		1- 1		2- 4			
0- 0		0- 0		0- 0		NEUTRAL		0- 0		0- 0		0- 0			
RPI	S	Opponent	Score	RPI	S	Opponent	Score	RPI	S	Opponent	Score	RPI	S	Opponent	Score
				28	A	Wichita St.	0 3	62	A	Tulsa	0 3	127	A	IPFW	2 3
				46	A	North Dakota St.	0 3	62	H	Tulsa	0 3	127	H	IPFW	3 1
				46	H	North Dakota St.	0 3	91	A	Central Ark.	0 3	131	A	Illinois St.	3 1
												134	A	IUPUI	3 0
												134	H	IUPUI	1 3
												154	A	Oakland	2 3
												154	H	Oakland	2 3
												167	A	UALR	2 3
												182	N	Texas-Arlington	3 0
												199	A	UMKC	1 3
												199	H	UMKC	1 3
												222	A	South Dakota St.	1 3
												222	H	South Dakota St.	3 1
												263	A	Western Ill.	3 2
												263	H	Western Ill.	3 0
												266	A	Southern Utah	0 3
												266	H	Southern Utah	3 1
												267	N	Gardner-Webb	3 0
												290	H	Northwestern St.	3 1
												313	A	Centenary (LA)	3 0
												313	H	Centenary (LA)	3 0
LAST 10 GAMES															
				313	A	Centenary (LA)	3 0	134	H	IUPUI	1 3				
				46	H	North Dakota St.	0 3	263	H	Western Ill.	3 0				
				222	H	South Dakota St.	3 1	127	A	IPFW	2 3				
				199	A	UMKC	1 3	154	A	Oakland	2 3				
				266	A	Southern Utah	0 3	62	A	Tulsa	0 3				

Non-Div. I Games:

Oral Roberts

Average RPI Win:		102	WON-LOST RECORD		WINNING PCT. RANK		LAST 10 GAMES		STRENGTH OF SCHEDULE		OPP. STRENGTH OF SCHEDULE		TEAM RPI		ADJ RPI		CONF. RPI		ADJ CONF. RPI	
DIV. I ONLY			12- 18		.4 217		1- 9		15		3		86		.56449 73		1		1	
DIV. I NON-CONF.			9- 3		.75 54		0- 0		102		21		53		.60541 45		2		2	
TOTALS		RPI 1-25		RPI 26-50		W-L RECORDS		RPI 51-100		RPI 101-150		RPI 150+								
12- 18		4- 13		1- 0		OVERALL		3- 5		0- 0		4- 0								
4- 8		2- 5		0- 0		HOME		1- 3		0- 0		1- 0								
5- 8		2- 7		0- 0		AWAY		1- 1		0- 0		2- 0								
3- 2		0- 1		1- 0		NEUTRAL		1- 1		0- 0		1- 0								
9- 3		2- 1		1- 0		NON-CONFERENCE		2- 2		0- 0		4- 0								
2- 1		0- 0		0- 0		HOME		1- 1		0- 0		1- 0								
4- 0		2- 0		0- 0		AWAY		0- 0		0- 0		2- 0								
3- 2		0- 1		1- 0		NEUTRAL		1- 1		0- 0		1- 0								
3- 15		2- 12		0- 0		CONFERENCE		1- 3		0- 0		0- 0								
2- 7		2- 5		0- 0		HOME		0- 2		0- 0		0- 0								
1- 8		0- 7		0- 0		AWAY		1- 1		0- 0		0- 0								
0- 0		0- 0		0- 0		NEUTRAL		0- 0		0- 0		0- 0								
RPI	S	Opponent		Score		RPI	S	Opponent		Score		RPI	S	Opponent		Score				
5	A	Stanford		0 3		48	N	UC Santa Barbara		3 1		55	A	Washington St.		2 3				
5	H	Stanford		1 3								55	H	Washington St.		0 3				
7	A	Washington		0 3								71	N	Pepperdine		1 3				
7	H	Washington		0 3								78	H	Wisconsin		2 3				
9	A	UCLA		0 3								82	N	Marquette		3 0				
9	H	UCLA		0 3								87	A	Arizona St.		3 2				
10	A	California		1 3								87	H	Arizona St.		1 3				
10	H	California		0 3								94	H	Cal St. Fullerton		3 0				
11	A	Michigan		3 0																
19	N	Dayton		2 3																
21	A	Oregon		1 3																
21	A	Southern California		0 3																
21	H	Oregon		3 2																
21	H	Southern California		0 3																
23	A	Colorado St.		3 0																
25	A	Arizona		2 3																
25	H	Arizona		3 1																
LAST 10 GAMES																				
55	A	Washington St.		2 3		10	A	California		1 3										
7	A	Washington		0 3		25	H	Arizona		3 1										
21	H	Southern California		0 3		87	H	Arizona St.		1 3										
9	H	UCLA		0 3		21	A	Oregon		1 3										
5	A	Stanford		0 3		9	A	UCLA		0 3										

Non-Div. I Games:

Oregon St.

Average RPI Win:		84	WON-LOST		WINNING		LAST 10		STRENGTH OF		OPP. STRENGTH		TEAM	ADJ		CONF.	ADJ CONF.				
Average RPI Loss:		22	RECORD		PCT. RANK		GAMES		SCHEDULE		OF SCHEDULE		RPI	RPI		RPI	RPI				
DIV. I ONLY			19-9		.67857		68		5-5		11		15		25		.63767				
DIV. I NON-CONF.			10-0		1		1		0-0		75		83		11		.66634				
TOTALS		RPI 1-25		RPI 26-50				W-L RECORDS		RPI 51-100				RPI 101-150				RPI 150+			
19-9		5-8		0-0				OVERALL		8-1				4-0				2-0			
11-3		3-3		0-0				HOME		5-0				2-0				1-0			
7-6		1-5		0-0				AWAY		3-1				2-0				1-0			
1-0		1-0		0-0				NEUTRAL		0-0				0-0				0-0			
10-0		1-0		0-0				NON-CONFERENCE		3-0				4-0				2-0			
5-0		0-0		0-0				HOME		2-0				2-0				1-0			
4-0		0-0		0-0				AWAY		1-0				2-0				1-0			
1-0		1-0		0-0				NEUTRAL		0-0				0-0				0-0			
9-9		4-8		0-0				CONFERENCE		5-1				0-0				0-0			
6-3		3-3		0-0				HOME		3-0				0-0				0-0			
3-6		1-5		0-0				AWAY		2-1				0-0				0-0			
0-0		0-0		0-0				NEUTRAL		0-0				0-0				0-0			
RPI	S	Opponent		Score		RPI	S	Opponent		Score		RPI	S	Opponent		Score					
5	A	Stanford		0 3						52	H	Missouri St.		3 0		115	H	San Francisco		3 0	
5	H	Stanford		3 2						55	A	Washington St.		3 1		116	H	Eastern Wash.		3 0	
7	A	Washington		3 2						55	H	Washington St.		3 1		129	A	Utah Valley		3 0	
7	H	Washington		0 3						73	A	Oregon St.		2 3		146	A	Denver		3 0	
8	N	Minnesota		3 2						73	H	Oregon St.		3 1		228	A	Portland		3 0	
9	A	UCLA		2 3						81	A	Utah		3 1		254	H	Seattle		3 0	
9	H	UCLA		3 2						84	H	Portland St.		3 1							
10	A	California		1 3						87	A	Arizona St.		3 0							
10	H	California		3 0						87	H	Arizona St.		3 0							
21	A	Southern California		0 3																	
21	H	Southern California		0 3																	
25	A	Arizona		1 3																	
25	H	Arizona		1 3																	
						LAST 10 GAMES															
						7	A	Washington		3 2		5	A	Stanford		0 3					
						55	A	Washington St.		3 1		87	H	Arizona St.		3 0					
						9	H	UCLA		3 2		25	H	Arizona		1 3					
						21	H	Southern California		0 3		73	H	Oregon St.		3 1					
						10	A	California		1 3		21	A	Southern California		0 3					

Non-Div. I Games:

Oregon

Average RPI Win:	178	WON-LOST RECORD	WINNING PCT. RANK	LAST 10 GAMES	STRENGTH OF SCHEDULE	OPP. STRENGTH OF SCHEDULE	TEAM RPI	ADJ RPI	CONF. RPI	ADJ CONF. RPI	
Average RPI Loss:	117										
DIV. I ONLY		17- 11	.60714 104	3- 7	185	128	121	.5122 128	10	10	
DIV. I NON-CONF.		10- 2	.83333 31	0- 1	234	195	96	.5457 99	9	9	
<hr/>											
TOTALS	RPI 1-25	RPI 26-50		W-L RECORDS	RPI 51-100		RPI 101-150		RPI 150+		
17- 11	0- 1	2- 2		OVERALL	2- 4		1- 0		12- 4		
9- 4	0- 1	2- 0		HOME	2- 1		0- 0		5- 2		
4- 7	0- 0	0- 2		AWAY	0- 3		1- 0		3- 2		
4- 0	0- 0	0- 0		NEUTRAL	0- 0		0- 0		4- 0		
<hr/>											
10- 2	0- 1	0- 0		NON-CONFERENCE	0- 0		1- 0		9- 1		
4- 1	0- 1	0- 0		HOME	0- 0		0- 0		4- 0		
2- 1	0- 0	0- 0		AWAY	0- 0		1- 0		1- 1		
4- 0	0- 0	0- 0		NEUTRAL	0- 0		0- 0		4- 0		
<hr/>											
7- 9	0- 0	2- 2		CONFERENCE	2- 4		0- 0		3- 3		
5- 3	0- 0	2- 0		HOME	2- 1		0- 0		1- 2		
2- 6	0- 0	0- 2		AWAY	0- 3		0- 0		2- 1		
0- 0	0- 0	0- 0		NEUTRAL	0- 0		0- 0		0- 0		
<hr/>											
RPI S	Opponent	Score	RPI S	Opponent	Score	RPI S	Opponent	Score	RPI S	Opponent	Score
14 H	Florida	1 3	39 A	Long Beach St.	1 3	67 A	UC Irvine	1 3	102 A	Miami (OH)	3 1
			39 H	Long Beach St.	3 1	67 H	UC Irvine	3 1	157 H	Loyola Marymount	3 0
			48 A	UC Santa Barbara	2 3	93 A	UC Davis	1 3	179 N	Troy	3 1
			48 H	UC Santa Barbara	3 0	93 H	UC Davis	0 3	181 A	Cal Poly	3 2
						94 A	Cal St. Fullerton	2 3	181 H	Cal Poly	2 3
						94 H	Cal St. Fullerton	3 1	214 A	Sacramento St.	0 3
									216 A	UC Riverside	3 0
									216 H	UC Riverside	2 3
									220 A	Fresno St.	3 1
									223 H	Nevada	3 0
									232 A	Cal St. Northridge	2 3
									232 H	Cal St. Northridge	3 0
									233 N	Green Bay	3 1
									240 N	St. John's (NY)	3 0
									256 H	Cal St. Bakersfield	3 0
									256 N	Cal St. Bakersfield	3 0
									283 H	San Jose St.	3 0
<hr/>											
			LAST 10 GAMES								
			93 H	UC Davis	0 3	67 H	UC Irvine	3 1			
			48 H	UC Santa Barbara	3 0	216 H	UC Riverside	2 3			
			181 H	Cal Poly	2 3	214 A	Sacramento St.	0 3			
			94 A	Cal St. Fullerton	2 3	232 A	Cal St. Northridge	2 3			
			39 A	Long Beach St.	1 3	181 A	Cal Poly	3 2			

Non-Div. I Games:

Pacific

Average RPI Win:	80	WON-LOST	WINNING		LAST 10	STRENGTH OF		OPP. STRENGTH	TEAM	ADJ	CONF.	ADJ CONF.		
Average RPI Loss:	0	RECORD	PCT. RANK		GAMES	SCHEDULE		OF SCHEDULE	RPI	RPI	RPI	RPI		
DIV. I ONLY		32- 0	1	1	10- 0	34		13	2	.71761	2	2		
DIV. I NON-CONF.		12- 0	1	1	0- 0	98		63	13	.663	14	1		
<hr/>														
TOTALS	RPI 1-25	RPI 26-50		W-L RECORDS		RPI 51-100		RPI 101-150		RPI 150+				
32- 0	7- 0	5- 0		OVERALL		14- 0		1- 0		5- 0				
15- 0	3- 0	2- 0		HOME		7- 0		0- 0		3- 0				
13- 0	4- 0	3- 0		AWAY		6- 0		0- 0		0- 0				
4- 0	0- 0	0- 0		NEUTRAL		1- 0		1- 0		2- 0				
<hr/>														
12- 0	1- 0	1- 0		NON-CONFERENCE		4- 0		1- 0		5- 0				
5- 0	0- 0	0- 0		HOME		2- 0		0- 0		3- 0				
3- 0	1- 0	1- 0		AWAY		1- 0		0- 0		0- 0				
4- 0	0- 0	0- 0		NEUTRAL		1- 0		1- 0		2- 0				
<hr/>														
20- 0	6- 0	4- 0		CONFERENCE		10- 0		0- 0		0- 0				
10- 0	3- 0	2- 0		HOME		5- 0		0- 0		0- 0				
10- 0	3- 0	2- 0		AWAY		5- 0		0- 0		0- 0				
0- 0	0- 0	0- 0		NEUTRAL		0- 0		0- 0		0- 0				
<hr/>														
RPI	S	Opponent	Score		RPI	S	Opponent	Score		RPI	S	Opponent	Score	
4	A	Illinois	3	0	29	A	Ohio St.	3	1	51	H	Pittsburgh	3	0
4	H	Illinois	3	0	29	H	Ohio St.	3	0	63	A	Purdue	3	1
8	A	Minnesota	3	0	30	A	Duke	3	0	63	H	Purdue	3	0
8	H	Minnesota	3	0	41	A	Michigan St.	3	0	64	A	Northwestern	3	0
11	A	Michigan	3	2	41	H	Michigan St.	3	0	64	H	Northwestern	3	0
11	H	Michigan	3	0						78	A	Wisconsin	3	0
24	A	St. Louis	3	0						78	H	Wisconsin	3	0
										80	A	Indiana	3	0
										80	H	Indiana	3	0
										88	A	Temple	3	0
										88	H	Temple	3	0
										92	N	Col. of Charleston	3	0
										97	A	Iowa	3	0
										97	H	Iowa	3	1
					LAST 10 GAMES									
					11	H	Michigan	3	0	4	H	Illinois	3	0
					41	H	Michigan St.	3	0	97	A	Iowa	3	0
					80	A	Indiana	3	0	78	A	Wisconsin	3	0
					63	A	Purdue	3	1	8	H	Minnesota	3	0
					64	H	Northwestern	3	0	29	H	Ohio St.	3	0

Non-Div. I Games:

Penn St.

Penn

Penn					Through Games Of Saturday, Nov. 28 [all matches]							
Average RPI Win: 216 Average RPI Loss: 116		WON-LOST RECORD	WINNING PCT. RANK	LAST 10 GAMES	STRENGTH OF SCHEDULE	OPP. STRENGTH OF SCHEDULE	TEAM RPI	ADJ RPI	CONF. RPI	ADJ CONF. RPI		
DIV. I ONLY		22- 5	.81481 23	9- 1	239	201	82	.54949 89	24	25		
DIV. I NON-CONF.		9- 4	.69231 83	0- 0	230	160	125	.51639 127	24	24		

TOTALS		RPI 1-25	RPI 26-50		W-L RECORDS		RPI 51-100		RPI 101-150		RPI 150+	
22- 5	0- 0		0- 0		OVERALL		3- 3		1- 0		18- 2	
10- 3	0- 0		0- 0		HOME		2- 2		1- 0		7- 1	
9- 0	0- 0		0- 0		AWAY		1- 0		0- 0		8- 0	
3- 2	0- 0		0- 0		NEUTRAL		0- 1		0- 0		3- 1	
9- 4	0- 0		0- 0		NON-CONFERENCE		1- 3		1- 0		7- 1	
4- 2	0- 0		0- 0		HOME		1- 2		1- 0		2- 0	
2- 0	0- 0		0- 0		AWAY		0- 0		0- 0		2- 0	
3- 2	0- 0		0- 0		NEUTRAL		0- 1		0- 0		3- 1	
13- 1	0- 0		0- 0		CONFERENCE		2- 0		0- 0		11- 1	
6- 1	0- 0		0- 0		HOME		1- 0		0- 0		5- 1	
7- 0	0- 0		0- 0		AWAY		1- 0		0- 0		6- 0	
0- 0	0- 0		0- 0		NEUTRAL		0- 0		0- 0		0- 0	

RPI S	Opponent	Score	RPI S	Opponent	Score	RPI S	Opponent	Score	RPI S	Opponent	Score	
						54 H	Albany (NY)	1 3	117 H	Villanova	3 2	
						76 A	Yale	3 2	152 N	Ball St.	3 1	
						76 H	Yale	3 1	165 A	Princeton	3 0	
						86 N	George Washington	0 3	165 H	Princeton	3 1	
						88 H	Temple	3 2	171 N	Lamar	0 3	
						95 H	Santa Clara	0 3	176 A	Harvard	3 1	
									176 H	Harvard	2 3	
									231 A	Dartmouth	3 1	
									231 H	Dartmouth	3 1	
									247 A	Columbia	3 0	
									247 H	Columbia	3 0	
									256 N	Cal St. Bakersfield	3 1	
									259 A	Houston Baptist	3 0	
									261 A	Towson	3 2	
									275 A	Cornell	3 2	
									275 H	Cornell	3 0	
									276 N	A&M-Corpus Christi	3 1	
									294 A	Brown	3 0	
									294 H	Brown	3 1	
									297 H	St. Francis (PA)	3 0	
			298 H	La Salle	3 1							
			LAST 10 GAMES									
			165 H	Princeton	3 1	294 H	Brown	3 1				
			231 H	Dartmouth	3 1	76 H	Yale	3 1				
			176 H	Harvard	2 3	247 H	Columbia	3 0				
			275 A	Cornell	3 2	275 H	Cornell	3 0				
			247 A	Columbia	3 0	176 A	Harvard	3 1				

Penn

Non-Div. I Games:

Penn

Average RPI Win:	154	WON-LOST RECORD	WINNING PCT. RANK	LAST 10 GAMES	STRENGTH OF SCHEDULE	OPP. STRENGTH OF SCHEDULE	TEAM RPI	ADJ RPI	CONF. RPI	ADJ CONF. RPI	
DIV. I ONLY		16- 11	.59259 117	6- 4	62	71	74	.56748 71	9	8	
DIV. I NON-CONF.		7- 6	.53846 157	0- 0	40	49	77	.57477 73	7	7	
<hr/>											
TOTALS	RPI 1-25	RPI 26-50		W-L RECORDS	RPI 51-100		RPI 101-150		RPI 150+		
16- 11	1- 4	0- 3		OVERALL	3- 2		2- 2		10- 0		
8- 5	0- 1	0- 1		HOME	1- 1		1- 2		6- 0		
6- 6	1- 3	0- 2		AWAY	1- 1		1- 0		3- 0		
2- 0	0- 0	0- 0		NEUTRAL	1- 0		0- 0		1- 0		
<hr/>											
7- 6	1- 4	0- 1		NON-CONFERENCE	1- 0		1- 1		4- 0		
4- 2	0- 1	0- 0		HOME	0- 0		1- 1		3- 0		
1- 4	1- 3	0- 1		AWAY	0- 0		0- 0		0- 0		
2- 0	0- 0	0- 0		NEUTRAL	1- 0		0- 0		1- 0		
<hr/>											
9- 5	0- 0	0- 2		CONFERENCE	2- 2		1- 1		6- 0		
4- 3	0- 0	0- 1		HOME	1- 1		0- 1		3- 0		
5- 2	0- 0	0- 1		AWAY	1- 1		1- 0		3- 0		
0- 0	0- 0	0- 0		NEUTRAL	0- 0		0- 0		0- 0		
<hr/>											
RPI S	Opponent	Score		RPI S	Opponent	Score		RPI S	Opponent	Score	
9 H	UCLA	1	3	36 A	St. Mary's (CA)	2	3	59 A	San Diego	3	0
18 A	Hawaii	0	3	36 H	St. Mary's (CA)	0	3	59 H	San Diego	3	0
18 A	Hawaii	0	3	48 A	UC Santa Barbara	1	3	73 N	Oregon St.	3	1
21 A	Southern California	0	3					95 A	Santa Clara	2	3
23 A	Colorado St.	3	0					95 H	Santa Clara	2	3

Non-Div. I Games:

Pepperdine

Average RPI Win:		151	WON-LOST RECORD		WINNING PCT. RANK		LAST 10 GAMES		STRENGTH OF SCHEDULE		OPP. STRENGTH OF SCHEDULE		TEAM RPI		ADJ RPI		CONF. RPI		ADJ CONF. RPI				
DIV. I ONLY		20- 11		.64516		87		7- 3		37		84		51		.5904		51		8		9	
DIV. I NON-CONF.		8- 8		.5		171		0- 2		23		87		76		.57289		76		8		8	
TOTALS		RPI 1-25		RPI 26-50		W-L RECORDS		RPI 51-100		RPI 101-150		RPI 150+											
20- 11		0- 3		2- 4		OVERALL		3- 3		5- 0		10- 1											
11- 1		0- 1		0- 0		HOME		2- 0		3- 0		6- 0											
5- 5		0- 1		1- 2		AWAY		1- 1		1- 0		2- 1											
4- 5		0- 1		1- 2		NEUTRAL		0- 2		1- 0		2- 0											
8- 8		0- 2		1- 3		NON-CONFERENCE		0- 2		2- 0		5- 1											
4- 0		0- 0		0- 0		HOME		0- 0		1- 0		3- 0											
0- 4		0- 1		0- 1		AWAY		0- 1		0- 0		0- 1											
4- 4		0- 1		1- 2		NEUTRAL		0- 1		1- 0		2- 0											
12- 3		0- 1		1- 1		CONFERENCE		3- 1		3- 0		5- 0											
7- 1		0- 1		0- 0		HOME		2- 0		2- 0		3- 0											
5- 1		0- 0		1- 1		AWAY		1- 0		1- 0		2- 0											
0- 1		0- 0		0- 0		NEUTRAL		0- 1		0- 0		0- 0											
RPI	S	Opponent		Score		RPI	S	Opponent		Score		RPI	S	Opponent		Score							
2	A	Penn St.		0	3	28	N	Wichita St.		3	0	68	A	South Fla.		3	2						
20	H	Notre Dame		0	3	33	N	Baylor		0	3	68	N	South Fla.		1	3						
25	N	Arizona		1	3	38	A	Louisville		3	2	69	A	VCU		1	3						
						43	A	Cincinnati		1	3	82	H	Marquette		3	0						
						44	A	New Mexico		1	3	89	H	Syracuse		3	0						
						46	N	Delaware		1	3	94	N	Cal St. Fullerton		0	3						
														114		N	Belmont	3	2				
														117		H	Villanova	3	0				
														122		H	Valparaiso	3	1				
														126		A	Connecticut	3	0				
														143		H	West Virginia	3	0				
														155		A	Georgetown	3	0				
														159		N	Buffalo	3	0				
														169		A	Duquesne	2	3				
														170		H	Md.-East. Shore	3	0				
														172		H	Kent St.	3	1				
														186		H	Seton Hall	3	1				
														210		H	Rutgers	3	0				
														240		A	St. John's (NY)	3	0				
														252		H	Youngstown St.	3	2				
														269		H	DePaul	3	0				
														271		N	Robert Morris	3	0				
LAST 10 GAMES																							
						46	N	Delaware		1	3	117	H	Villanova		3	0						
						69	A	VCU		1	3	126	A	Connecticut		3	0						
						68	N	South Fla.		1	3	240	A	St. John's (NY)		3	0						
						210	H	Rutgers		3	0	143	H	West Virginia		3	0						
						186	H	Seton Hall		3	1	269	H	DePaul		3	0						

Non-Div. I Games:

Pittsburgh

Average RPI Win: 200		WON-LOST	WINNING	LAST 10	STRENGTH OF		OPP. STRENGTH	TEAM	ADJ		CONF.	ADJ CONF.
Average RPI Loss: 78		RECORD	PCT. RANK	GAMES	SCHEDULE		OF SCHEDULE	RPI	RPI		RPI	RPI
DIV. I ONLY		21- 8	.72414	52	9- 1		154	160	77		.5557	84
DIV. I NON-CONF.		6- 5	.54545	150	0- 0		79	53	95		.55236	93
TOTALS		RPI 1-25	RPI 26-50		W-L RECORDS		RPI 51-100		RPI 101-150		RPI 150+	
21- 8		0- 2	0- 3		OVERALL		2- 2		2- 0		17- 1	
10- 1		0- 1	0- 0		HOME		1- 0		1- 0		8- 0	
8- 3		0- 1	0- 1		AWAY		0- 1		1- 0		7- 0	
3- 4		0- 0	0- 2		NEUTRAL		1- 1		0- 0		2- 1	
6- 5		0- 2	0- 3		NON-CONFERENCE		1- 0		0- 0		5- 0	
2- 1		0- 1	0- 0		HOME		0- 0		0- 0		2- 0	
2- 2		0- 1	0- 1		AWAY		0- 0		0- 0		2- 0	
2- 2		0- 0	0- 2		NEUTRAL		1- 0		0- 0		1- 0	
15- 3		0- 0	0- 0		CONFERENCE		1- 2		2- 0		12- 1	
8- 0		0- 0	0- 0		HOME		1- 0		1- 0		6- 0	
6- 1		0- 0	0- 0		AWAY		0- 1		1- 0		5- 0	
1- 2		0- 0	0- 0		NEUTRAL		0- 1		0- 0		1- 1	
RPI S	Opponent	Score	RPI S	Opponent	Score	RPI S	Opponent	Score	RPI S	Opponent	Score	
7 H	Washington	0 3	44 A	New Mexico	2 3	93 N	UC Davis	3 1	116 A	Eastern Wash.	3 1	
21 A	Oregon	1 3	46 N	Delaware	2 3	98 A	Northern Colo.	1 3	116 H	Eastern Wash.	3 0	
			48 N	UC Santa Barbara	1 3	98 H	Northern Colo.	3 0	156 A	Montana	3 0	
						98 N	Northern Colo.	1 3	156 H	Montana	3 0	
									156 N	Montana	3 1	
									162 N	Sam Houston St.	3 0	
									168 H	Gonzaga	3 1	
									213 A	Idaho St.	3 0	
									213 H	Idaho St.	3 0	
									214 A	Sacramento St.	3 1	
									214 H	Sacramento St.	3 1	
									223 A	Nevada	3 1	
									254 A	Seattle	3 0	
									257 H	Boise St.	3 0	
									260 H	Weber St.	3 0	
									260 N	Weber St.	2 3	
									262 A	Northern Ariz.	3 0	
									262 H	Northern Ariz.	3 0	
									306 A	Montana St.	3 0	
									306 H	Montana St.	3 0	
			LAST 10 GAMES									
			98 N	Northern Colo.	1 3	116 H	Eastern Wash.	3 0				
			156 N	Montana	3 1	306 A	Montana St.	3 0				
			214 A	Sacramento St.	3 1	156 A	Montana	3 0				
			98 H	Northern Colo.	3 0	260 H	Weber St.	3 0				
			262 H	Northern Ariz.	3 0	213 H	Idaho St.	3 0				

Non-Div. I Games:

Portland St.

P
o
r
t
l
a
n
d

Portland				Through Games Of Saturday, Nov. 28 [all matches]								
Average RPI Win:		195	WON-LOST	WINNING	LAST 10	STRENGTH OF	OPP. STRENGTH	TEAM	ADJ	CONF.	ADJ CONF.	
Average RPI Loss:		88	RECORD	PCT. RANK	GAMES	SCHEDULE	OF SCHEDULE	RPI	RPI	RPI	RPI	
DIV. I ONLY			6- 23	.2069 305	1- 9	106	62	243	.43838 228	9	8	
DIV. I NON-CONF.			4- 11	.26667 268	0- 0	140	52	223	.45182 215	7	7	
<hr/>												
TOTALS		RPI 1-25		RPI 26-50		W-L RECORDS		RPI 51-100		RPI 101-150		RPI 150+
6- 23		0- 2		0- 4		OVERALL		1- 9		1- 4		4- 4
4- 9		0- 1		0- 2		HOME		1- 3		1- 2		2- 1
0- 11		0- 1		0- 1		AWAY		0- 4		0- 2		0- 3
2- 3		0- 0		0- 1		NEUTRAL		0- 2		0- 0		2- 0
<hr/>												
4- 11		0- 2		0- 2		NON-CONFERENCE		0- 4		1- 2		3- 1
2- 4		0- 1		0- 1		HOME		0- 1		1- 1		1- 0
0- 4		0- 1		0- 0		AWAY		0- 1		0- 1		0- 1
2- 3		0- 0		0- 1		NEUTRAL		0- 2		0- 0		2- 0
<hr/>												
2- 12		0- 0		0- 2		CONFERENCE		1- 5		0- 2		1- 3
2- 5		0- 0		0- 1		HOME		1- 2		0- 1		1- 1
0- 7		0- 0		0- 1		AWAY		0- 3		0- 1		0- 2
0- 0		0- 0		0- 0		NEUTRAL		0- 0		0- 0		0- 0
<hr/>												
RPI	S	Opponent	Score	RPI	S	Opponent	Score	RPI	S	Opponent	Score	
21	A	Southern California	0 3	26	N	Kentucky	0 3	55	A	Washington St.	0 3	
21	H	Oregon	0 3	36	A	St. Mary's (CA)	0 3	59	A	San Diego	0 3	
				36	H	St. Mary's (CA)	1 3	59	H	San Diego	1 3	
				44	H	New Mexico	0 3	63	N	Purdue	0 3	
								71	A	Pepperdine	1 3	
								71	H	Pepperdine	0 3	
								73	H	Oregon St.	0 3	
								93	N	UC Davis	0 3	
								95	A	Santa Clara	1 3	
								95	H	Santa Clara	3 0	
				</								

Non-Div. I Games:

Portland

P
o
r
t
l
a
n
d

Average RPI Win: 314		WON-LOST	WINNING	LAST 10	STRENGTH OF		OPP. STRENGTH	TEAM	ADJ	CONF.	ADJ CONF.				
Average RPI Loss: 218		RECORD	PCT. RANK	GAMES	SCHEDULE		OF SCHEDULE	RPI	RPI	RPI	RPI				
DIV. I ONLY		15- 20	.42857	201	7- 3		311	316	287	.34102	293	32	32		
DIV. I NON-CONF.		0- 13	0	321	0- 1		254	175	316	.30278	315	32	32		
<hr/>															
TOTALS		RPI 1-25		RPI 26-50		W-L RECORDS		RPI 51-100		RPI 101-150		RPI 150+			
15- 20		0- 0		0- 1		OVERALL		0- 1		0- 1		15- 17			
4- 6		0- 0		0- 0		HOME		0- 0		0- 0		4- 6			
5- 6		0- 0		0- 1		AWAY		0- 0		0- 0		5- 5			
6- 8		0- 0		0- 0		NEUTRAL		0- 1		0- 1		6- 6			
0- 13		0- 0		0- 1		NON-CONFERENCE		0- 1		0- 1		0- 10			
0- 5		0- 0		0- 0		HOME		0- 0		0- 0		0- 5			
0- 4		0- 0		0- 1		AWAY		0- 0		0- 0		0- 3			
0- 4		0- 0		0- 0		NEUTRAL		0- 1		0- 1		0- 2			
15- 7		0- 0		0- 0		CONFERENCE		0- 0		0- 0		15- 7			
4- 1		0- 0		0- 0		HOME		0- 0		0- 0		4- 1			
5- 2		0- 0		0- 0		AWAY		0- 0		0- 0		5- 2			
6- 4		0- 0		0- 0		NEUTRAL		0- 0		0- 0		6- 4			
RPI	S	Opponent	Score	RPI	S	Opponent	Score	RPI	S	Opponent	Score	RPI	S	Opponent	Score
				42	A	Miami (FL)	0 3	68	N	South Fla.	0 3	119	N	Fla. Gulf Coast	1 3
												162	H	Sam Houston St.	0 3
												175	A	UTSA	1 3
												175	H	UTSA	1 3
												198	A	McNeese St.	0 3
												230	H	Nicholls St.	1 3
												237	N	Alabama A&M	3 2
												237	N	Alabama A&M	0 3
												237	N	Alabama A&M	1 3
												250	H	South Ala.	0 3
												258	A	Grambling	2 3
												258	H	Grambling	0 3
												259	A	Houston Baptist	1 3
												259	H	Houston Baptist	2 3
												273	N	La.-Lafayette	2 3
												287	N	Tex.-Pan American	0 3
												289	N	Jackson St.	1 3
												289	N	Jackson St.	0 3
												303	A	Texas Southern	1 3
												303	A	Texas Southern	3 1
												303	H	Texas Southern	3 1
				LAST 10 GAMES								312	N	Mississippi Val.	3 2
				237	N	Alabama A&M	0 3	259	A	Houston Baptist	1 3	312	N	Mississippi Val.	3 0
				237	N	Alabama A&M	3 2	327	A	Alcorn St.	3 0	312	N	Mississippi Val.	3 1
				312	N	Mississippi Val.	3 1	327	A	Alcorn St.	3 0	312	N	Mississippi Val.	3 1
				237	N	Alabama A&M	1 3	329	A	Ark.-Pine Bluff	3 0	322	A	Southern U.	3 1
				312	N	Mississippi Val.	3 1	303	A	Texas Southern	3 1	322	H	Southern U.	3 0

Non-Div. I Games: Huston-Tillotson 3 0 Huston-Tillotson 3 1 Dillard 3 2 Prairie View

RPI	S	Opponent	Score	
327	A	Alcorn St.	3	0
327	A	Alcorn St.	3	0
328	N	Alabama St.	3	0
329	A	Ark.-Pine Bluff	3	0
329	H	Ark.-Pine Bluff	3	0
329	H	Ark.-Pine Bluff	3	0

Prairie View

P
r
a
i
r
i
e
V
i
e
w

P
r
a
i
r
i
e
V
i
e
w

Average RPI Win: 262		WON-LOST RECORD		WINNING PCT. RANK		LAST 10 GAMES		STRENGTH OF SCHEDULE		OPP. STRENGTH OF SCHEDULE		TEAM RPI		ADJ RPI		CONF. RPI		ADJ CONF. RPI	
DIV. I ONLY		12- 19		.3871 225		5- 5		187		206		219		.44086 224		18		24	
DIV. I NON-CONF.		5- 10		.33333 240		0- 1		220		147		252		.42518 248		26		26	
TOTALS		RPI 1-25		RPI 26-50		W-L RECORDS		RPI 51-100		RPI 101-150		RPI 150+							
12- 19		0- 0		0- 3		OVERALL		0- 2		1- 8		11- 6							
5- 5		0- 0		0- 1		HOME		0- 0		0- 3		5- 1							
3- 10		0- 0		0- 0		AWAY		0- 1		1- 5		2- 4							
4- 4		0- 0		0- 2		NEUTRAL		0- 1		0- 0		4- 1							
5- 10		0- 0		0- 3		NON-CONFERENCE		0- 2		0- 3		5- 2							
1- 1		0- 0		0- 1		HOME		0- 0		0- 0		1- 0							
0- 5		0- 0		0- 0		AWAY		0- 1		0- 3		0- 1							
4- 4		0- 0		0- 2		NEUTRAL		0- 1		0- 0		4- 1							
7- 9		0- 0		0- 0		CONFERENCE		0- 0		1- 5		6- 4							
4- 4		0- 0		0- 0		HOME		0- 0		0- 3		4- 1							
3- 5		0- 0		0- 0		AWAY		0- 0		1- 2		2- 3							
0- 0		0- 0		0- 0		NEUTRAL		0- 0		0- 0		0- 0							
RPI	S	Opponent		Score		RPI	S	Opponent		Score		RPI	S	Opponent		Score			
				41	N	Michigan St.	0	3	58	A	Clemson	0	3	104	A	Georgia	1	3	
				50	H	Furman	1	3	64	N	Northwestern	0	3	108	A	Liberty	0	3	
				50	N	Furman	0	3						108	H	Liberty	0	3	
														113	A	Winthrop	0	3	
														113	H	Winthrop	0	3	
														121	A	Ga. Southern	0	3	
														133	A	Coastal Caro.	3	2	
														133	H	Coastal Caro.	1	3	
														149	A	Charlotte	0	3	
														179	N	Troy	0	3	
														180	A	UNC Asheville	1	3	
														180	H	UNC Asheville	0	3	
														201	A	Georgia St.	2	3	
														225	N	James Madison	3	1	
														235	A	High Point	1	3	
														235	H	High Point	3	2	
														244	A	Charleston So.	0	3	
														244	H	Charleston So.	3	0	
														267	A	Gardner-Webb	3	1	
														267	H	Gardner-Webb	3	2	
														277	A	Radford	3	1	
														277	H	Radford	3	1	
														284	H	S.C. Upstate	3	0	
														304	N	Stetson	3	2	
														307	N	La.-Monroe	3	2	
														324	N	N.C. A&T	3	0	
LAST 10 GAMES				277	H	Radford	3	1	235	A	High Point	1	3	277	H	Radford	3	1	
				267	H	Gardner-Webb	3	2	180	A	UNC Asheville	1	3	284	H	S.C. Upstate	3	0	
				113	A	Winthrop	0	3	244	H	Charleston So.	3	0	304	N	Stetson	3	2	
				133	A	Coastal Caro.	3	2	50	H	Furman	1	3	307	N	La.-Monroe	3	2	
				108	A	Liberty	0	3	277	A	Radford	3	1	324	N	N.C. A&T	3	0	

Non-Div. I Games:

Presbyterian

Average RPI Win:	246	WON-LOST	WINNING	LAST 10	STRENGTH OF	OPP. STRENGTH	TEAM	ADJ	CONF.	ADJ CONF.	
Average RPI Loss:	114	RECORD	PCT. RANK	GAMES	SCHEDULE	OF SCHEDULE	RPI	RPI	RPI	RPI	
DIV. I ONLY	10- 14	.41667	207	8- 2	98	213	170	.48297	165	24	25
DIV. I NON-CONF.	1- 9	.1	308	0- 0	62	121	250	.42938	241	24	24
<hr/>											
TOTALS	RPI 1-25	RPI 26-50		W-L RECORDS	RPI 51-100		RPI 101-150		RPI 150+		
10- 14	0- 0	0- 1		OVERALL	0- 6		0- 3		10- 4		
6- 2	0- 0	0- 0		HOME	0- 2		0- 0		6- 0		
4- 6	0- 0	0- 1		AWAY	0- 2		0- 2		4- 1		
0- 6	0- 0	0- 0		NEUTRAL	0- 2		0- 1		0- 3		
<hr/>											
1- 9	0- 0	0- 1		NON-CONFERENCE	0- 2		0- 3		1- 3		
1- 0	0- 0	0- 0		HOME	0- 0		0- 0		1- 0		
0- 3	0- 0	0- 1		AWAY	0- 0		0- 2		0- 0		
0- 6	0- 0	0- 0		NEUTRAL	0- 2		0- 1		0- 3		
<hr/>											
9- 5	0- 0	0- 0		CONFERENCE	0- 4		0- 0		9- 1		
5- 2	0- 0	0- 0		HOME	0- 2		0- 0		5- 0		
4- 3	0- 0	0- 0		AWAY	0- 2		0- 0		4- 1		
0- 0	0- 0	0- 0		NEUTRAL	0- 0		0- 0		0- 0		
<hr/>											
RPI S	Opponent	Score	RPI S	Opponent	Score	RPI S	Opponent	Score	RPI S	Opponent	Score
			46 A	Delaware	0 3	60 N	George Mason	0 3	101 N	Army	0 3
						76 A	Yale	0 3	117 A	Villanova	2 3
						76 H	Yale	0 3	143 A	West Virginia	1 3
						86 N	George Washington	2 3	163 N	UMBC	0 3
						89 A	Penn	1 3	169 N	Duquesne	2 3
						89 H	Penn	0 3	176 A	Harvard	2 3
									176 H	Harvard	3 1
									186 H	Seton Hall	3 1
									210 N	Rutgers	2 3
									231 A	Dartmouth	3 1
									231 H	Dartmouth	3 2
									247 A	Columbia	3 1
									247 H	Columbia	3 1
									275 A	Cornell	3 0
									275 H	Cornell	3 1
									294 A	Brown	3 1
									294 H	Brown	3 0
<hr/>											
LAST 10 GAMES											
			89 A	Penn	1 3	76 H	Yale	0 3			
			176 H	Harvard	3 1	294 H	Brown	3 0			
			231 H	Dartmouth	3 2	275 H	Cornell	3 1			
			247 A	Columbia	3 1	247 H	Columbia	3 1			
			275 A	Cornell	3 0	231 A	Dartmouth	3 1			

Non-Div. I Games: Juniata 3 1

Princeton

Average RPI Win:	319	WON-LOST RECORD	WINNING PCT. RANK	LAST 10 GAMES	STRENGTH OF SCHEDULE	OPP. STRENGTH OF SCHEDULE	TEAM RPI	ADJ RPI	CONF. RPI	ADJ CONF. RPI										
Average RPI Loss:	242																			
DIV. I ONLY		10- 16	.38462 230	5- 5	323	319	312	.31482 305	29	29										
DIV. I NON-CONF.		9- 16	.36 236	4- 5	317	324	303	.31363 307	29	29										
<hr/>																				
TOTALS	RPI 1-25	RPI 26-50		W-L RECORDS	RPI 51-100		RPI 101-150		RPI 150+											
10- 16	0- 0	0- 0		OVERALL	0- 0		0- 2		10- 14											
3- 3	0- 0	0- 0		HOME	0- 0		0- 0		3- 3											
2- 8	0- 0	0- 0		AWAY	0- 0		0- 1		2- 7											
5- 5	0- 0	0- 0		NEUTRAL	0- 0		0- 1		5- 4											
<hr/>																				
9- 16	0- 0	0- 0		NON-CONFERENCE	0- 0		0- 2		9- 14											
3- 3	0- 0	0- 0		HOME	0- 0		0- 0		3- 3											
2- 8	0- 0	0- 0		AWAY	0- 0		0- 1		2- 7											
4- 5	0- 0	0- 0		NEUTRAL	0- 0		0- 1		4- 4											
<hr/>																				
1- 0	0- 0	0- 0		CONFERENCE	0- 0		0- 0		1- 0											
0- 0	0- 0	0- 0		HOME	0- 0		0- 0		0- 0											
0- 0	0- 0	0- 0		AWAY	0- 0		0- 0		0- 0											
1- 0	0- 0	0- 0		NEUTRAL	0- 0		0- 0		1- 0											
<hr/>																				
RPI S	Opponent	Score	RPI S	Opponent	Score	RPI S	Opponent	Score	RPI S	Opponent	Score									
									150 A	Niagara	0 3									
									150 N	Niagara	0 3									
									180 N	UNC Asheville	1 3									
									205 A	Rhode Island	0 3									
									209 A	Marist	0 3									
									217 N	Wofford	1 3									
									227 H	New Hampshire	0 3									
									231 H	Dartmouth	0 3									
									251 A	Lafayette	2 3									
									268 A	Central Conn. St.	1 3									
									274 A	Lehigh	2 3									
									288 N	Bucknell	3 1									
									294 H	Brown	1 3									
									296 A	Manhattan	0 3									
									299 A	Hartford	1 3									
									299 N	Hartford	1 3									
									315 A	Holy Cross	3 2									
									316 N	Hampton	3 0									
									317 N	Rider	3 1									
									318 H	Bryant	3 0									
									318 N	Bryant	2 3									
									323 A	St. Francis (NY)	3 1									
									323 H	St. Francis (NY)	3 0									
									326 N	Winston-Salem	3 1									
									330 H	Coppin St.	3 0									
									330 N	Coppin St.	3 0									
									LAST 10 GAMES									323 A	St. Francis (NY)	3 1
																		323 H	St. Francis (NY)	3 0
																		326 N	Winston-Salem	3 1
																		296 A	Manhattan	0 3
																		205 A	Rhode Island	0 3
																		299 A	Hartford	1 3
																		268 A	Central Conn. St.	1 3
																		318 H	Bryant	3 0
																		205 A	Rhode Island	0 3
																		299 A	Hartford	1 3
																		323 A	St. Francis (NY)	3 1
																		323 H	St. Francis (NY)	3 0
																		326 N	Winston-Salem	3 1
																		330 H	Coppin St.	3 0
									330 N	Coppin St.	3 0									

Non-Div. I Games:

Providence

Loss, Non-Conf, S Site, H Home, A Away, N Neutral

Average RPI Win: 315		WON-LOST RECORD		WINNING PCT. RANK		LAST 10 GAMES		STRENGTH OF SCHEDULE		OPP. STRENGTH OF SCHEDULE		TEAM RPI		ADJ RPI		CONF. RPI		ADJ CONF. RPI	
Average RPI Loss: 237																			
DIV. I ONLY		4- 25		.13793 311		2- 8		297		306		320		.26112 321		30		30	
DIV. I NON-CONF.		1- 12		.07692 316		1- 0		217		269		309		.32151 305		30		30	
TOTALS		RPI 1-25		RPI 26-50		W-L RECORDS		RPI 51-100		RPI 101-150		RPI 150+							
4- 25		0- 0		0- 0		OVERALL		0- 1		0- 1		4- 23							
3- 5		0- 0		0- 0		HOME		0- 0		0- 0		3- 5							
1- 14		0- 0		0- 0		AWAY		0- 1		0- 1		1- 12							
0- 6		0- 0		0- 0		NEUTRAL		0- 0		0- 0		0- 6							
1- 12		0- 0		0- 0		NON-CONFERENCE		0- 1		0- 1		1- 10							
1- 1		0- 0		0- 0		HOME		0- 0		0- 0		1- 1							
0- 5		0- 0		0- 0		AWAY		0- 1		0- 1		0- 3							
0- 6		0- 0		0- 0		NEUTRAL		0- 0		0- 0		0- 6							
3- 13		0- 0		0- 0		CONFERENCE		0- 0		0- 0		3- 13							
2- 4		0- 0		0- 0		HOME		0- 0		0- 0		2- 4							
1- 9		0- 0		0- 0		AWAY		0- 0		0- 0		1- 9							
0- 0		0- 0		0- 0		NEUTRAL		0- 0		0- 0		0- 0							
RPI S	Opponent	Score		RPI S	Opponent	Score		RPI S	Opponent	Score		RPI S	Opponent	Score					
								76 A	Yale	0	3	101 A	Army	0	3				
												177 H	Binghamton	1	3				
												184 A	Long Island	0	3				
												184 A	Long Island	0	3				
												191 N	Boston College	0	3				
												209 N	Marist	0	3				
												211 A	Sacred Heart	0	3				
												211 H	Sacred Heart	0	3				
												215 N	Fordham	0	3				
												231 A	Dartmouth	0	3				
												236 N	Stony Brook	0	3				
												240 A	St. John's (NY)	0	3				
												247 A	Columbia	1	3				
												253 N	Iona	0	3				
												268 A	Central Conn. St.	1	3				
												268 H	Central Conn. St.	1	3				
												271 A	Robert Morris	0	3				
												271 H	Robert Morris	0	3				
												297 A	St. Francis (PA)	1	3				
												297 H	St. Francis (PA)	3	2				
												300 N	Morgan St.	0	3				
						LAST 10 GAMES						315 H	Holy Cross	3	2				
						297 H St. Francis (PA)		3	2			318 A	Bryant	0	3				
						211 H Sacred Heart		0	3			318 A	Bryant	0	3				
						320 A Fairleigh Dickinson		2	3			320 A	Fairleigh Dickinson	2	3				
						271 H Robert Morris		0	3			320 H	Fairleigh Dickinson	0	3				
						320 H Fairleigh Dickinson		0	3			323 A	St. Francis (NY)	3	2				
						211 A Sacred Heart		0	3										
						318 A Bryant		0	3										
						318 A Bryant		0	3										
						315 H Holy Cross		3	2										
						184 A Long Island		0	3										

Non-Div. I Games:

Quinnipiac

Quinnipiac

Average RPI Win:	281	WON-LOST RECORD	WINNING PCT. RANK	LAST 10 GAMES	STRENGTH OF SCHEDULE	OPP. STRENGTH OF SCHEDULE	TEAM RPI	ADJ RPI	CONF. RPI	ADJ CONF. RPI										
Average RPI Loss:	189																			
DIV. I ONLY		12- 21	.36364 242	1- 9	252	281	270	.37814 277	18	24										
DIV. I NON-CONF.		10- 6	.625 110	0- 0	297	306	228	.43197 235	26	26										
<hr/>																				
TOTALS	RPI 1-25	RPI 26-50		W-L RECORDS	RPI 51-100		RPI 101-150		RPI 150+											
12- 21	0- 0	0- 0		OVERALL	0- 0		0- 7		12- 14											
5- 9	0- 0	0- 0		HOME	0- 0		0- 3		5- 6											
3- 10	0- 0	0- 0		AWAY	0- 0		0- 4		3- 6											
4- 2	0- 0	0- 0		NEUTRAL	0- 0		0- 0		4- 2											
<hr/>																				
10- 6	0- 0	0- 0		NON-CONFERENCE	0- 0		0- 1		10- 5											
4- 1	0- 0	0- 0		HOME	0- 0		0- 0		4- 1											
2- 3	0- 0	0- 0		AWAY	0- 0		0- 1		2- 2											
4- 2	0- 0	0- 0		NEUTRAL	0- 0		0- 0		4- 2											
<hr/>																				
2- 15	0- 0	0- 0		CONFERENCE	0- 0		0- 6		2- 9											
1- 8	0- 0	0- 0		HOME	0- 0		0- 3		1- 5											
1- 7	0- 0	0- 0		AWAY	0- 0		0- 3		1- 4											
0- 0	0- 0	0- 0		NEUTRAL	0- 0		0- 0		0- 0											
<hr/>																				
RPI S	Opponent	Score	RPI S	Opponent	Score	RPI S	Opponent	Score	RPI S	Opponent	Score									
									108	A Liberty	1 3									
									108	H Liberty	1 3									
									113	A Winthrop	1 3									
									113	H Winthrop	2 3									
									133	A Coastal Caro.	1 3									
									133	H Coastal Caro.	1 3									
									147	A Elon	0 3									
									169	A Duquesne	0 3									
									180	A UNC Asheville	0 3									
									180	H UNC Asheville	2 3									
									180	H UNC Asheville	0 3									
									210	N Rutgers	0 3									
									221	N UNC Wilmington	1 3									
									224	A Presbyterian	1 3									
									224	H Presbyterian	1 3									
									225	H James Madison	2 3									
									235	A High Point	3 1									
									235	H High Point	3 2									
									244	A Charleston So.	0 3									
									244	H Charleston So.	0 3									
									246	N Loyola (MD)	3 2									
									LAST 10 GAMES									267	A Gardner-Webb	0 3
																		267	H Gardner-Webb	1 3
																		271	A Robert Morris	1 3
																		278	H Bradley	3 1
279	N Canisius	3 2																		
180	H UNC Asheville	0 3	225	A High Point	3 1	280	N Delaware St.	3 1												
224	A Presbyterian	1 3	180	A UNC Asheville	0 3															
244	H Charleston So.	0 3	267	A Gardner-Webb	0 3															
133	H Coastal Caro.	1 3	108	H Liberty	1 3															
113	H Winthrop	2 3	224	H Presbyterian	1 3															

Non-Div. I Games:

Radford

RPI	S	Opponent	Score	
282	A	Davidson	3	2
288	A	Bucknell	3	1
301	H	South Carolina St.	3	0
308	H	N.C. Central	3	2
314	N	Howard	3	1
330	H	Coppin St.	3	0

Radford

R
a
d
f
o
r
d

R
a
d
f
o
r
d

Average RPI Win:	238	WON-LOST	WINNING	LAST 10	STRENGTH OF	OPP. STRENGTH	TEAM	ADJ	CONF.	ADJ CONF.	
Average RPI Loss:	113	RECORD	PCT. RANK	GAMES	SCHEDULE	OF SCHEDULE	RPI	RPI	RPI	RPI	
DIV. I ONLY	11- 17	.39286	224	5- 5	155	150	199	.45249	205	12	12
DIV. I NON-CONF.	7- 6	.53846	157	2- 0	209	246	183	.4706	186	11	13
<hr/>											
TOTALS	RPI 1-25	RPI 26-50		W-L RECORDS	RPI 51-100		RPI 101-150		RPI 150+		
11- 17	0- 4	0- 0		OVERALL	1- 5		1- 2		9- 6		
7- 6	0- 2	0- 0		HOME	1- 2		0- 0		6- 2		
2- 9	0- 2	0- 0		AWAY	0- 2		0- 2		2- 3		
2- 2	0- 0	0- 0		NEUTRAL	0- 1		1- 0		1- 1		
<hr/>											
7- 6	0- 0	0- 0		NON-CONFERENCE	0- 2		1- 1		6- 3		
4- 2	0- 0	0- 0		HOME	0- 1		0- 0		4- 1		
1- 2	0- 0	0- 0		AWAY	0- 0		0- 1		1- 1		
2- 2	0- 0	0- 0		NEUTRAL	0- 1		1- 0		1- 1		
<hr/>											
4- 11	0- 4	0- 0		CONFERENCE	1- 3		0- 1		3- 3		
3- 4	0- 2	0- 0		HOME	1- 1		0- 0		2- 1		
1- 7	0- 2	0- 0		AWAY	0- 2		0- 1		1- 2		
0- 0	0- 0	0- 0		NEUTRAL	0- 0		0- 0		0- 0		
<hr/>											
RPI S	Opponent	Score	RPI S	Opponent	Score	RPI S	Opponent	Score	RPI S	Opponent	Score
19 A	Dayton	0 3				53 H	Xavier	0 3	126 N	Connecticut	3 0
19 H	Dayton	1 3				79 N	Marshall	1 3	135 A	Northeastern	1 3
24 A	St. Louis	0 3				86 A	George Washington	0 3	149 A	Charlotte	1 3
24 H	St. Louis	0 3				86 H	George Washington	3 0	169 A	Duquesne	2 3
						88 A	Temple	1 3	169 H	Duquesne	2 3
						89 H	Syracuse	1 3	177 N	Binghamton	2 3
									191 A	Boston College	1 3
									206 A	Hofstra	3 0
									215 A	Fordham	0 3
									215 H	Fordham	3 2
									227 H	New Hampshire	3 1
									231 H	Dartmouth	2 3
									268 H	Central Conn. St.	3 1
									294 H	Brown	3 0
									298 A	La Salle	3 1
									298 H	La Salle	3 0
									299 N	Hartford	3 1
									305 H	Providence	3 0
<hr/>											
LAST 10 GAMES											
						215 H	Fordham	3 2	169 A	Duquesne	2 3
						24 A	St. Louis	0 3	305 H	Providence	3 0
						298 H	La Salle	3 0	215 A	Fordham	0 3
						19 A	Dayton	0 3	268 H	Central Conn. St.	3 1
						86 H	George Washington	3 0	88 A	Temple	1 3

Non-Div. I Games:

Rhode Island

Average RPI Win: 144		WON-LOST RECORD	WINNING PCT. RANK		LAST 10 GAMES		STRENGTH OF SCHEDULE		OPP. STRENGTH OF SCHEDULE		TEAM RPI	ADJ RPI		CONF. RPI	ADJ CONF. RPI
Average RPI Loss: 59															
DIV. I ONLY		23- 8	.74194	41	9- 1		47		86		33	.61097	32	11	11
DIV. I NON-CONF.		9- 3	.75	54	1- 0		70		79		49	.60473	46	12	11
<hr/>															
TOTALS		RPI 1-25		RPI 26-50		W-L RECORDS		RPI 51-100		RPI 101-150		RPI 150+			
23- 8		1- 0		1- 3		OVERALL		6- 4		3- 1		12- 0			
12- 5		1- 0		0- 3		HOME		4- 1		0- 1		7- 0			
9- 3		0- 0		1- 0		AWAY		2- 3		2- 0		4- 0			
2- 0		0- 0		0- 0		NEUTRAL		0- 0		1- 0		1- 0			
9- 3		1- 0		0- 2		NON-CONFERENCE		1- 0		2- 1		5- 0			
6- 3		1- 0		0- 2		HOME		1- 0		0- 1		4- 0			
1- 0		0- 0		0- 0		AWAY		0- 0		1- 0		0- 0			
2- 0		0- 0		0- 0		NEUTRAL		0- 0		1- 0		1- 0			
14- 5		0- 0		1- 1		CONFERENCE		5- 4		1- 0		7- 0			
6- 2		0- 0		0- 1		HOME		3- 1		0- 0		3- 0			
8- 3		0- 0		1- 0		AWAY		2- 3		1- 0		4- 0			
0- 0		0- 0		0- 0		NEUTRAL		0- 0		0- 0		0- 0			
RPI S	Opponent	Score		RPI S	Opponent	Score		RPI S	Opponent	Score		RPI S	Opponent	Score	
13 H	LSU	3 0		28 H	Wichita St.	1 3		56 A	Southern Miss.	3 1		103 N	San Diego St.	3 2	
				35 A	Tulane	3 0		56 A	Southern Miss.	2 3		105 H	South Carolina	2 3	
				35 H	Tulane	0 3		62 A	Tulsa	1 3		115 A	San Francisco	3 1	
				49 H	Oklahoma	0 3		62 A	Tulsa	3 1		130 A	UAB	3 1	
								62 H	Tulsa	0 3		162 H	Sam Houston St.	3 0	
								74 A	SMU	2 3		173 A	UCF	3 0	
								74 H	SMU	3 1		176 H	Harvard	3 0	
								79 H	Marshall	3 0		189 A	Houston	3 0	
								79 H	Marshall	3 0		189 H	Houston	3 0	
								91 H	Central Ark.	3 1		197 A	UTEP	3 1	
												197 H	UTEP	3 0	
												230 H	Nicholls St.	3 1	
												232 N	Cal St. Northridge	3 0	
												238 A	Memphis	3 0	
												239 H	East Carolina	3 0	
												259 H	Houston Baptist	3 1	
<hr/>															
LAST 10 GAMES															
13 H	LSU	3 0		197 A	UTEP	3 1		35 A	Tulane	3 0		79 H	Marshall	3 0	
62 A	Tulsa	3 1		239 H	East Carolina	3 0		62 A	Tulsa	1 3					

Non-Div. I Games:

Rice

[illegible]

Non-Div. I Games:

Rider

RPI	S	Opponent	Score	
324	N	N.C. A&T	3	0

Rider

R
i
d
e
r

R
i
d
e
r

Average RPI Win: 297		WON-LOST RECORD		WINNING PCT. RANK		LAST 10 GAMES		STRENGTH OF SCHEDULE		OPP. STRENGTH OF SCHEDULE		TEAM RPI		ADJ RPI		CONF. RPI		ADJ CONF. RPI	
DIV. I ONLY		14- 20		.41176 213		6- 4		256		285		259		.39093 271		30		30	
DIV. I NON-CONF.		3- 14		.17647 298		0- 0		128		200		266		.39557 275		30		30	
TOTALS		RPI 1-25		RPI 26-50		W-L RECORDS		RPI 51-100		RPI 101-150		RPI 150+							
14- 20		0- 2		0- 0		OVERALL		0- 1		0- 1		14- 16							
8- 8		0- 0		0- 0		HOME		0- 0		0- 1		8- 7							
6- 6		0- 1		0- 0		AWAY		0- 0		0- 0		6- 5							
0- 6		0- 1		0- 0		NEUTRAL		0- 1		0- 0		0- 4							
3- 14		0- 2		0- 0		NON-CONFERENCE		0- 1		0- 1		3- 10							
3- 5		0- 0		0- 0		HOME		0- 0		0- 1		3- 4							
0- 3		0- 1		0- 0		AWAY		0- 0		0- 0		0- 2							
0- 6		0- 1		0- 0		NEUTRAL		0- 1		0- 0		0- 4							
11- 6		0- 0		0- 0		CONFERENCE		0- 0		0- 0		11- 6							
5- 3		0- 0		0- 0		HOME		0- 0		0- 0		5- 3							
6- 3		0- 0		0- 0		AWAY		0- 0		0- 0		6- 3							
0- 0		0- 0		0- 0		NEUTRAL		0- 0		0- 0		0- 0							
RPI	S	Opponent		Score		RPI	S	Opponent		Score		RPI	S	Opponent		Score			
2	A	Penn St.		0	3							51	N	Pittsburgh		0	3		
16	N	UNI		1	3							110	H	Cleveland St.		0	3		
												153	N	Butler		0	3		
												159	N	Buffalo		1	3		
												169	H	Duquesne		0	3		
												172	A	Kent St.		0	3		
												184	A	Long Island		0	3		
												184	A	Long Island		2	3		
												184	H	Long Island		0	3		
												192	A	Bowling Green		1	3		
												192	H	Bowling Green		1	3		
												203	N	Utah St.		0	3		
												211	A	Sacred Heart		3	1		
												211	H	Sacred Heart		0	3		
												219	H	Ill.-Chicago		2	3		
												233	N	Green Bay		0	3		
												245	H	Loyola (IL)		0	3		
												246	H	Loyola (MD)		3	1		
												268	A	Central Conn. St.		3	2		
												268	H	Central Conn. St.		2	3		
												277	H	Radford		3	1		
												297	A	St. Francis (PA)		3	2		
												297	H	St. Francis (PA)		3	0		
												314	H	Howard		3	0		
												318	A	Bryant		1	3		
												318	H	Bryant		3	0		
												320	A	Fairleigh Dickinson		3	1		
												320	H	Fairleigh Dickinson		3	0		
LAST 10 GAMES																			
184 A Long Island				0	3	321 A Quinnipiac				3	0	314 H Howard				3	0		
211 A Sacred Heart				3	1	318 A Bryant				1	3	318 A Bryant				1	3		
320 A Fairleigh Dickinson				3	1	268 A Central Conn. St.				3	2	318 H Bryant				3	0		
184 H Long Island				0	3	323 A St. Francis (NY)				3	0	320 A Fairleigh Dickinson				3	1		
323 H St. Francis (NY)				3	0	184 A Long Island				2	3	320 H Fairleigh Dickinson				3	0		

Non-Div. I Games:

Robert Morris

RPI	S	Opponent	Score	
321	A	Quinnipiac	3	0
321	H	Quinnipiac	3	0
323	A	St. Francis (NY)	3	0
323	H	St. Francis (NY)	3	0

Robert Morris

R
o
b
e
r
t
M
o
r
r
i
s

R
o
b
e
r
t
M
o
r
r
i
s

R
u
t
g
e
r
s

Rutgers					Through Games Of Saturday, Nov. 28 [all matches]							
Average RPI Win: 238		WON-LOST RECORD	WINNING PCT. RANK		LAST 10 GAMES	STRENGTH OF SCHEDULE	OPP. STRENGTH OF SCHEDULE	TEAM RPI	ADJ RPI		CONF. RPI	ADJ CONF. RPI
Average RPI Loss: 110												
DIV. I ONLY		10- 19	.34483	251	2- 8	143	139	215	.44874	210	8	9
DIV. I NON-CONF.		7- 8	.46667	188	0- 1	178	232	188	.46239	202	8	8
TOTALS		RPI 1-25	RPI 26-50		W-L RECORDS		RPI 51-100		RPI 101-150		RPI 150+	
10- 19	0- 1	0- 3		OVERALL		0- 6		0- 4		10- 5		
3- 4	0- 0	0- 2		HOME		0- 1		0- 1		3- 0		
3- 10	0- 1	0- 1		AWAY		0- 3		0- 2		3- 3		
4- 5	0- 0	0- 0		NEUTRAL		0- 2		0- 1		4- 2		
7- 8	0- 0	0- 1		NON-CONFERENCE		0- 2		0- 1		7- 4		
1- 0	0- 0	0- 0		HOME		0- 0		0- 0		1- 0		
2- 3	0- 0	0- 1		AWAY		0- 0		0- 0		2- 2		
4- 5	0- 0	0- 0		NEUTRAL		0- 2		0- 1		4- 2		
3- 11	0- 1	0- 2		CONFERENCE		0- 4		0- 3		3- 1		
2- 4	0- 0	0- 2		HOME		0- 1		0- 1		2- 0		
1- 7	0- 1	0- 0		AWAY		0- 3		0- 2		1- 1		
0- 0	0- 0	0- 0		NEUTRAL		0- 0		0- 0		0- 0		
RPI S	Opponent	Score	RPI S	Opponent	Score	RPI S	Opponent	Score	RPI S	Opponent	Score	
20 A	Notre Dame	0 3	38 H	Louisville	0 3	51 A	Pittsburgh	0 3	101 N	Army	1 3	
			43 H	Cincinnati	0 3	53 N	Xavier	0 3	117 A	Villanova	0 3	
			46 A	Delaware	0 3	60 N	George Mason	1 3	126 H	Connecticut	2 3	
						68 H	South Fla.	1 3	143 A	West Virginia	0 3	
						82 A	Marquette	0 3	155 H	Georgetown	3 0	
						89 A	Syracuse	0 3	165 N	Princeton	3 2	
									186 A	Seton Hall	0 3	
									206 H	Hofstra	3 1	
									213 N	Idaho St.	0 3	
									215 A	Fordham	1 3	
									218 A	Wyoming	0 3	
									222 N	South Dakota St.	2 3	
									231 N	Dartmouth	3 2	
									240 H	St. John's (NY)	3 2	
									269 A	DePaul	3 1	
									272 A	North Carolina St.	3 2	
									277 N	Radford	3 0	
									280 N	Delaware St.	3 2	
									288 A	Bucknell	3 0	
			LAST 10 GAMES									
			51 A	Pittsburgh	0 3	269 A	DePaul	3 1				
			143 A	West Virginia	0 3	186 A	Seton Hall	0 3				
			240 H	St. John's (NY)	3 2	215 A	Fordham	1 3				
			126 H	Connecticut	2 3	38 H	Louisville	0 3				
			20 A	Notre Dame	0 3	43 H	Cincinnati	0 3				

R
u
t
g
e
r
s

Non-Div. I Games:

Rutgers

Average RPI Win: 278		WON-LOST RECORD		WINNING PCT. RANK		LAST 10 GAMES		STRENGTH OF SCHEDULE		OPP. STRENGTH OF SCHEDULE		TEAM RPI		ADJ RPI		CONF. RPI		ADJ CONF. RPI	
DIV. I ONLY		8- 22		.26667 283		2- 8		262		244		283		.35815 284		20		18	
DIV. I NON-CONF.		4- 6		.4 211		0- 1		292		282		279		.38246 282		20		19	
TOTALS		RPI 1-25		RPI 26-50		W-L RECORDS		RPI 51-100		RPI 101-150		RPI 150+							
8- 22		0- 0		0- 2		OVERALL		0- 0		0- 7		8- 13							
5- 9		0- 0		0- 1		HOME		0- 0		0- 3		5- 5							
1- 12		0- 0		0- 1		AWAY		0- 0		0- 3		1- 8							
2- 1		0- 0		0- 0		NEUTRAL		0- 0		0- 1		2- 0							
4- 6		0- 0		0- 0		NON-CONFERENCE		0- 0		0- 1		4- 5							
2- 2		0- 0		0- 0		HOME		0- 0		0- 0		2- 2							
0- 3		0- 0		0- 0		AWAY		0- 0		0- 0		0- 3							
2- 1		0- 0		0- 0		NEUTRAL		0- 0		0- 1		2- 0							
4- 16		0- 0		0- 2		CONFERENCE		0- 0		0- 6		4- 8							
3- 7		0- 0		0- 1		HOME		0- 0		0- 3		3- 3							
1- 9		0- 0		0- 1		AWAY		0- 0		0- 3		1- 5							
0- 0		0- 0		0- 0		NEUTRAL		0- 0		0- 0		0- 0							
RPI S	Opponent	Score		RPI S	Opponent	Score		RPI S	Opponent	Score		RPI S	Opponent	Score					
				34 A	Lipscomb	0	3			114 A	Belmont	0	3						
				34 H	Lipscomb	0	3			114 H	Belmont	1	3						
										119 A	Fla. Gulf Coast	0	3						
										119 H	Fla. Gulf Coast	0	3						
										123 A	Jacksonville	0	3						
										123 H	Jacksonville	0	3						
										134 N	IUPUI	0	3						
										164 A	Kennesaw St.	0	3						
										164 H	Kennesaw St.	1	3						
										180 H	UNC Asheville	0	3						
										202 A	Mercer	0	3						
										202 H	Mercer	1	3						
										208 A	Campbell	1	3						
										208 H	Campbell	1	3						
										217 H	Wofford	3	1						
										224 A	Presbyterian	0	3						
										243 A	East Tenn. St.	1	3						
										243 H	East Tenn. St.	3	1						
										264 A	North Fla.	0	3						
										264 H	North Fla.	3	2						
										267 A	Gardner-Webb	1	3						
										272 H	North Carolina St.	2	3						
										274 N	Lehigh	3	1						
										278 A	Bradley	1	3						
										302 H	Citadel	3	2						
										304 A	Stetson	3	0						
										304 H	Stetson	3	1						
LAST 10 GAMES				304 A	Stetson	3	0	164 A	Kennesaw St.	0	3	274 N	Lehigh	3	1				
				119 A	Fla. Gulf Coast	0	3	123 H	Jacksonville	0	3	278 A	Bradley	1	3				
				34 H	Lipscomb	0	3	264 H	North Fla.	3	2	302 H	Citadel	3	2				
				114 H	Belmont	1	3	267 A	Gardner-Webb	1	3	304 A	Stetson	3	0				
				202 A	Mercer	0	3	208 A	Campbell	1	3	304 H	Stetson	3	1				

Non-Div. I Games:

S.C. Upstate

RPI	S	Opponent	Score	
319	N	Chicago St.	3	0

S.C. Upstate

S
.
C
.
U
P
S
T
A
T
E

S
.
C
.
U
P
S
T
A
T
E

Average RPI Win:	229	WON-LOST	WINNING	LAST 10	STRENGTH OF	OPP. STRENGTH	TEAM	ADJ	CONF.	ADJ CONF.	
Average RPI Loss:	139	RECORD	PCT. RANK	GAMES	SCHEDULE	OF SCHEDULE	RPI	RPI	RPI	RPI	
DIV. I ONLY	16- 16	.5	156	3- 7	267	172	213	.44657	214	25	21
DIV. I NON-CONF.	10- 6	.625	110	1- 0	242	123	152	.4913	153	17	17
<hr/>											
TOTALS	RPI 1-25	RPI 26-50		W-L RECORDS		RPI 51-100		RPI 101-150		RPI 150+	
16- 16	0- 0	0- 0		OVERALL		1- 7		1- 3		14- 6	
7- 10	0- 0	0- 0		HOME		1- 3		1- 2		5- 5	
6- 5	0- 0	0- 0		AWAY		0- 3		0- 1		6- 1	
3- 1	0- 0	0- 0		NEUTRAL		0- 1		0- 0		3- 0	
<hr/>											
10- 6	0- 0	0- 0		NON-CONFERENCE		1- 3		1- 1		8- 2	
5- 4	0- 0	0- 0		HOME		1- 1		1- 1		3- 2	
2- 1	0- 0	0- 0		AWAY		0- 1		0- 0		2- 0	
3- 1	0- 0	0- 0		NEUTRAL		0- 1		0- 0		3- 0	
<hr/>											
6- 10	0- 0	0- 0		CONFERENCE		0- 4		0- 2		6- 4	
2- 6	0- 0	0- 0		HOME		0- 2		0- 1		2- 3	
4- 4	0- 0	0- 0		AWAY		0- 2		0- 1		4- 1	
0- 0	0- 0	0- 0		NEUTRAL		0- 0		0- 0		0- 0	
<hr/>											
RPI S	Opponent	Score	RPI S	Opponent	Score	RPI S	Opponent	Score	RPI S	Opponent	Score
						72 N	Western Ky.	0 3	115 H	San Francisco	0 3
						84 A	Portland St.	1 3	116 A	Eastern Wash.	1 3
						84 H	Portland St.	1 3	116 H	Eastern Wash.	2 3
						89 A	Syracuse	2 3	128 H	Pacific	3 0
						93 H	UC Davis	3 2	156 A	Montana	2 3
						95 H	Santa Clara	2 3	156 H	Montana	0 3
						98 A	Northern Colo.	1 3	161 H	Alabama	3 1
						98 H	Northern Colo.	0 3	194 N	Siena	3 2
									213 A	Idaho St.	3 0
									213 H	Idaho St.	0 3
									216 H	UC Riverside	2 3
									220 H	Fresno St.	3 2
									223 H	Nevada	3 0
									227 N	New Hampshire	3 0
									255 N	Eastern Mich.	3 1
									256 H	Cal St. Bakersfield	2 3
									260 A	Weber St.	3 1
									260 H	Weber St.	2 3
									262 A	Northern Ariz.	3 1
									262 H	Northern Ariz.	3 1
									269 A	DePaul	3 0
									283 A	San Jose St.	3 2
									306 A	Montana St.	3 2
									306 H	Montana St.	3 0
									LAST 10 GAMES		
			116 H	Eastern Wash.	2 3	260 H	Weber St.	2 3			
			84 H	Portland St.	1 3	128 H	Pacific	3 0			
			306 A	Montana St.	3 2	98 A	Northern Colo.	1 3			
			156 A	Montana	2 3	262 A	Northern Ariz.	3 1			
			213 H	Idaho St.	0 3	156 H	Montana	0 3			

Non-Div. I Games:

Sacramento St.

Average RPI Win:	277	WON-LOST	WINNING	LAST 10	STRENGTH OF	OPP. STRENGTH	TEAM	ADJ	CONF.	ADJ CONF.	
Average RPI Loss:	206	RECORD	PCT. RANK	GAMES	SCHEDULE	OF SCHEDULE	RPI	RPI	RPI	RPI	
DIV. I ONLY	23- 11	.67647	73	6- 4	299	304	192	.44869	211	30	30
DIV. I NON-CONF.	9- 6	.6	123	0- 0	231	265	173	.47147	185	30	30
<hr/>											
TOTALS	RPI 1-25	RPI 26-50		W-L RECORDS		RPI 51-100		RPI 101-150		RPI 150+	
23- 11	0- 0	0- 0		OVERALL		0- 0		1- 2		22- 9	
11- 2	0- 0	0- 0		HOME		0- 0		0- 0		11- 2	
9- 5	0- 0	0- 0		AWAY		0- 0		1- 0		8- 5	
3- 4	0- 0	0- 0		NEUTRAL		0- 0		0- 2		3- 2	
<hr/>											
9- 6	0- 0	0- 0		NON-CONFERENCE		0- 0		1- 2		8- 4	
4- 0	0- 0	0- 0		HOME		0- 0		0- 0		4- 0	
3- 2	0- 0	0- 0		AWAY		0- 0		1- 0		2- 2	
2- 4	0- 0	0- 0		NEUTRAL		0- 0		0- 2		2- 2	
<hr/>											
14- 5	0- 0	0- 0		CONFERENCE		0- 0		0- 0		14- 5	
7- 2	0- 0	0- 0		HOME		0- 0		0- 0		7- 2	
6- 3	0- 0	0- 0		AWAY		0- 0		0- 0		6- 3	
1- 0	0- 0	0- 0		NEUTRAL		0- 0		0- 0		1- 0	
<hr/>											
RPI S	Opponent	Score	RPI S	Opponent	Score	RPI S	Opponent	Score	RPI S	Opponent	Score
									101 A	Army	3 0
									135 N	Northeastern	0 3
									144 N	Fairfield	0 3
									170 A	Md.-East. Shore	3 0
									184 A	Long Island	0 3
									184 A	Long Island	0 3
									184 H	Long Island	0 3
									186 N	Seton Hall	1 3
									196 A	NJIT	0 3
									199 H	UMKC	3 1
									215 A	Fordham	1 3
									231 A	Dartmouth	3 1
									253 H	Iona	3 0
									255 N	Eastern Mich.	3 1
									268 A	Central Conn. St.	1 3
									268 H	Central Conn. St.	3 0
									268 H	Central Conn. St.	3 1
									268 N	Central Conn. St.	3 0
									271 A	Robert Morris	3 0
									271 H	Robert Morris	1 3
									296 N	Manhattan	0 3
									297 A	St. Francis (PA)	3 0
									297 H	St. Francis (PA)	3 0
									299 H	Hartford	3 0
									309 N	Norfolk St.	3 0
									315 H	Holy Cross	3 0
318 A	Bryant	3 0									
			LAST 10 GAMES								

Non-Div. I Games:

Sacred Heart

RPI	S	Opponent	Score	
318	H	Bryant	3	1
320	A	Fairleigh Dickinson	3	1
320	H	Fairleigh Dickinson	3	0
321	A	Quinnipiac	3	0
321	H	Quinnipiac	3	0
323	A	St. Francis (NY)	3	0
323	H	St. Francis (NY)	3	0

S
a
c
r
e
d
H
e
a
r
t

S
a
c
r
e
d
H
e
a
r
t

Sacred Heart

Average RPI Win: 232		WON-LOST	WINNING	LAST 10	STRENGTH OF	OPP. STRENGTH	TEAM	ADJ	CONF.	ADJ CONF.		
Average RPI Loss: 141		RECORD	PCT. RANK	GAMES	SCHEDULE	OF SCHEDULE	RPI	RPI	RPI	RPI		
DIV. I ONLY		20- 14	.58824	118	6- 4	212	243	149	.48423	162	23	20
DIV. I NON-CONF.		8- 9	.47059	185	0- 0	177	251	190	.46608	195	21	21
<hr/>												
TOTALS		RPI 1-25	RPI 26-50		W-L RECORDS	RPI 51-100		RPI 101-150		RPI 150+		
20- 14	0- 0		0- 1		OVERALL	0- 4		2- 3		18- 6		
15- 2	0- 0		0- 0		HOME	0- 0		2- 1		13- 1		
5- 7	0- 0		0- 1		AWAY	0- 2		0- 1		5- 3		
0- 5	0- 0		0- 0		NEUTRAL	0- 2		0- 1		0- 2		
<hr/>												
8- 9	0- 0		0- 1		NON-CONFERENCE	0- 3		0- 2		8- 3		
7- 2	0- 0		0- 0		HOME	0- 0		0- 1		7- 1		
1- 3	0- 0		0- 1		AWAY	0- 1		0- 0		1- 1		
0- 4	0- 0		0- 0		NEUTRAL	0- 2		0- 1		0- 1		
<hr/>												
12- 5	0- 0		0- 0		CONFERENCE	0- 1		2- 1		10- 3		
8- 0	0- 0		0- 0		HOME	0- 0		2- 0		6- 0		
4- 4	0- 0		0- 0		AWAY	0- 1		0- 1		4- 2		
0- 1	0- 0		0- 0		NEUTRAL	0- 0		0- 0		0- 1		
<hr/>												
RPI	S	Opponent	Score	RPI	S	Opponent	Score	RPI	S	Opponent	Score	
				32	A	Rice	0 3	56	A	Southern Miss.	0 3	
								84	N	Portland St.	0 3	
								91	A	Central Ark.	0 3	
								93	N	UC Davis	0 3	
										106	A Texas St.	0 3
										106	H Texas St.	3 2
										118	H Central Mich.	0 3
										123	N Jacksonville	0 3
										145	H Stephen F. Austin	3 2
										171	A Lamar	1 3
										171	H Lamar	3 0
										175	A UTSA	3 2
										175	H UTSA	3 2
										182	A Texas-Arlington	0 3
										182	H Texas-Arlington	3 1
										189	H Houston	3 2
										198	H McNeese St.	3 2
										200	H North Texas	2 3
										223	A Nevada	2 3
										230	A Nicholls St.	3 0
										230	N Nicholls St.	1 3
										259	H Houston Baptist	3 0
										265	H Southeastern La.	3 0
										266	H Southern Utah	3 2
										270	N Louisiana Tech	1 3
										273	H La.-Lafayette	3 2
										276	A A&M-Corpus Christi	3 2
										276	H A&M-Corpus Christi	3 2
										280	H Delaware St.	3 0
										287	H Tex.-Pan American	3 1
										290	A Northwestern St.	3 0
LAST 10 GAMES												
				230	N	Nicholls St.	1 3	276	H	A&M-Corpus Christi	3 2	
				290	A	Northwestern St.	3 0	175	H	UTSA	3 2	
				91	A	Central Ark.	0 3	198	H	McNeese St.	3 2	
				106	A	Texas St.	0 3	145	H	Stephen F. Austin	3 2	
				182	A	Texas-Arlington	0 3	230	A	Nicholls St.	3 0	

Non-Div. I Games:

Sam Houston St.

RPI	S	Opponent	Score	
293	A	Prairie View	3	0
303	H	Texas Southern	3	0

Sam Houston St.

S
a
m
H
o
u
s
t
o
n
S
t
.

S
a
m
H
o
u
s
t
o
n
S
t
.

Average RPI Win:		203	WON-LOST RECORD		WINNING PCT. RANK	LAST 10 GAMES		STRENGTH OF SCHEDULE	OPP. STRENGTH OF SCHEDULE	TEAM RPI	ADJ RPI	CONF. RPI	ADJ CONF. RPI
Average RPI Loss:		47											
DIV. I ONLY			14- 15		.48276 173	5- 5		72	88	114	.53088 103	6	6
DIV. I NON-CONF.			7- 6		.53846 157	2- 1		64	110	99	.54737 97	6	6
TOTALS		RPI 1-25	RPI 26-50		W-L RECORDS		RPI 51-100		RPI 101-150		RPI 150+		
14- 15	0- 3		0- 8		OVERALL		2- 4		1- 0		11- 0		
5- 4	0- 0		0- 3		HOME		1- 1		0- 0		4- 0		
6- 9	0- 2		0- 4		AWAY		0- 3		1- 0		5- 0		
3- 2	0- 1		0- 1		NEUTRAL		1- 0		0- 0		2- 0		
7- 6	0- 1		0- 4		NON-CONFERENCE		1- 1		1- 0		5- 0		
2- 1	0- 0		0- 1		HOME		1- 0		0- 0		1- 0		
3- 4	0- 1		0- 2		AWAY		0- 1		1- 0		2- 0		
2- 1	0- 0		0- 1		NEUTRAL		0- 0		0- 0		2- 0		
7- 9	0- 2		0- 4		CONFERENCE		1- 3		0- 0		6- 0		
3- 3	0- 0		0- 2		HOME		0- 1		0- 0		3- 0		
3- 5	0- 1		0- 2		AWAY		0- 2		0- 0		3- 0		
1- 1	0- 1		0- 0		NEUTRAL		1- 0		0- 0		0- 0		
RPI S	Opponent	Score	RPI S	Opponent	Score	RPI S	Opponent	Score	RPI S	Opponent	Score		
7 A	Washington	0 3	32 N	Rice	2 3	59 A	San Diego	0 3	115 A	San Francisco	3 1		
23 A	Colorado St.	0 3	36 A	St. Mary's (CA)	1 3	81 A	Utah	0 3	166 A	UNLV	3 1		
23 N	Colorado St.	1 3	36 H	St. Mary's (CA)	1 3	81 N	Utah	3 1	166 H	UNLV	3 2		
			37 A	TCU	1 3	94 H	Cal St. Fullerton	3 2	218 A	Wyoming	3 2		
			37 H	TCU	1 3	96 A	BYU	2 3	218 H	Wyoming	3 2		
			44 A	New Mexico	0 3	96 H	BYU	1 3	232 N	Cal St. Northridge	3 1		
			44 H	New Mexico	1 3				248 A	Air Force	3 1		
			48 A	UC Santa Barbara	2 3				248 H	Air Force	3 0		
									254 A	Seattle	3 0		
									256 A	Cal St. Bakersfield	3 1		
									256 H	Cal St. Bakersfield	3 0		
									283 N	San Jose St.	3 1		
LAST 10 GAMES													
48 A	UC Santa Barbara	2 3	23 A	Colorado St.	0 3								
96 H	BYU	1 3	218 A	Wyoming	3 2								
81 N	Utah	3 1	44 H	New Mexico	1 3								
256 H	Cal St. Bakersfield	3 0	37 H	TCU	1 3								
248 A	Air Force	3 1	256 A	Cal St. Bakersfield	3 1								

Non-Div. I Games:

San Diego St.

Average RPI Win:	148	WON-LOST	WINNING		LAST 10	STRENGTH OF		OPP. STRENGTH	TEAM	ADJ	CONF.	ADJ CONF.					
Average RPI Loss:	56	RECORD	PCT. RANK		GAMES	SCHEDULE		OF SCHEDULE	RPI	RPI	RPI	RPI					
DIV. I ONLY		18- 7	.72	54	7- 3	126		57	61	.57819	59	9	8				
DIV. I NON-CONF.		8- 3	.72727	68	0- 0	116		33	64	.5841	63	7	7				
<hr/>																	
TOTALS		RPI 1-25		RPI 26-50		W-L RECORDS		RPI 51-100		RPI 101-150		RPI 150+					
18- 7		0- 1		2- 3		OVERALL		3- 2		4- 1		9- 0					
10- 3		0- 0		1- 2		HOME		2- 1		2- 0		5- 0					
7- 3		0- 0		1- 1		AWAY		1- 1		2- 1		3- 0					
1- 1		0- 1		0- 0		NEUTRAL		0- 0		0- 0		1- 0					
<hr/>																	
8- 3		0- 1		1- 2		NON-CONFERENCE		1- 0		3- 0		3- 0					
4- 2		0- 0		0- 2		HOME		1- 0		1- 0		2- 0					
3- 0		0- 0		1- 0		AWAY		0- 0		2- 0		0- 0					
1- 1		0- 1		0- 0		NEUTRAL		0- 0		0- 0		1- 0					
<hr/>																	
10- 4		0- 0		1- 1		CONFERENCE		2- 2		1- 1		6- 0					
6- 1		0- 0		1- 0		HOME		1- 1		1- 0		3- 0					
4- 3		0- 0		0- 1		AWAY		1- 1		0- 1		3- 0					
0- 0		0- 0		0- 0		NEUTRAL		0- 0		0- 0		0- 0					
<hr/>																	
RPI	S	Opponent		Score		RPI	S	Opponent		Score		RPI	S	Opponent		Score	
1	N	Texas		0	3	36	A	St. Mary's (CA)		2	3	67	H	UC Irvine		3	2
						36	H	St. Mary's (CA)		3	1	71	A	Pepperdine		0	3
						39	A	Long Beach St.		3	1	71	H	Pepperdine		0	3
						48	H	UC Santa Barbara		1	3	95	A	Santa Clara		3	2
						48	H	UC Santa Barbara		2	3	95	H	Santa Clara		3	1
<hr/>																	
LAST 10 GAMES																	
						168	H	Gonzaga		3	0	157	H	Loyola Marymount		3	0
						228	H	Portland		3	0	71	H	Pepperdine		0	3
						36	A	St. Mary's (CA)		2	3	228	A	Portland		3	1
						115	A	San Francisco		0	3	168	A	Gonzaga		3	1
						95	A	Santa Clara		3	2	36	H	St. Mary's (CA)		3	1

Non-Div. I Games:

San Diego

Average RPI Win:	170	WON-LOST	WINNING	LAST 10	STRENGTH OF	OPP. STRENGTH	TEAM	ADJ	CONF.	ADJ CONF.	
Average RPI Loss:	63	RECORD	PCT. RANK	GAMES	SCHEDULE	OF SCHEDULE	RPI	RPI	RPI	RPI	
DIV. I ONLY	13- 14	.48148	175	5- 5	86	61	120	.52297	115	9	8
DIV. I NON-CONF.	6- 7	.46154	193	0- 0	89	36	113	.5307	111	7	7
<hr/>											
TOTALS	RPI 1-25	RPI 26-50		W-L RECORDS	RPI 51-100		RPI 101-150		RPI 150+		
13- 14	0- 3	0- 4		OVERALL	3- 4		1- 1		9- 2		
7- 5	0- 0	0- 3		HOME	2- 1		0- 1		5- 0		
3- 8	0- 3	0- 1		AWAY	1- 2		0- 0		2- 2		
3- 1	0- 0	0- 0		NEUTRAL	0- 1		1- 0		2- 0		
<hr/>											
6- 7	0- 3	0- 2		NON-CONFERENCE	0- 1		1- 1		5- 0		
2- 3	0- 0	0- 2		HOME	0- 0		0- 1		2- 0		
1- 3	0- 3	0- 0		AWAY	0- 0		0- 0		1- 0		
3- 1	0- 0	0- 0		NEUTRAL	0- 1		1- 0		2- 0		
<hr/>											
7- 7	0- 0	0- 2		CONFERENCE	3- 3		0- 0		4- 2		
5- 2	0- 0	0- 1		HOME	2- 1		0- 0		3- 0		
2- 5	0- 0	0- 1		AWAY	1- 2		0- 0		1- 2		
0- 0	0- 0	0- 0		NEUTRAL	0- 0		0- 0		0- 0		
<hr/>											
RPI S	Opponent	Score		RPI S	Opponent	Score		RPI S	Opponent	Score	
5 A	Stanford	1	3	32 H	Rice	1	3	52 N	Missouri St.	2	3
10 A	California	0	3	36 A	St. Mary's (CA)	0	3	59 A	San Diego	1	3
21 A	Oregon	0	3	36 H	St. Mary's (CA)	1	3	59 H	San Diego	3	0
				40 H	Texas A&M	0	3	71 A	Pepperdine	3	2
								71 H	Pepperdine	2	3
								95 A	Santa Clara	1	3
								95 H	Santa Clara	3	0

Non-Div. I Games:

San Francisco

Average RPI Win: 270		WON-LOST RECORD		WINNING PCT. RANK		LAST 10 GAMES		STRENGTH OF SCHEDULE		OPP. STRENGTH OF SCHEDULE		TEAM RPI		ADJ RPI		CONF. RPI		ADJ CONF. RPI	
Average RPI Loss: 144																			
DIV. I ONLY		1- 27		.03571 324		0- 10		92		152		285		.35958 283		16		17	
DIV. I NON-CONF.		0- 12		0 321		0- 1		37		84		256		.42534 247		16		16	
TOTALS		RPI 1-25		RPI 26-50		W-L RECORDS		RPI 51-100		RPI 101-150		RPI 150+							
1- 27		0- 5		0- 1		OVERALL		0- 4		0- 3		1- 14							
1- 8		0- 1		0- 0		HOME		0- 1		0- 0		1- 6							
0- 15		0- 3		0- 1		AWAY		0- 2		0- 1		0- 8							
0- 4		0- 1		0- 0		NEUTRAL		0- 1		0- 2		0- 0							
0- 12		0- 3		0- 1		NON-CONFERENCE		0- 2		0- 3		0- 3							
0- 1		0- 0		0- 0		HOME		0- 0		0- 0		0- 1							
0- 7		0- 2		0- 1		AWAY		0- 1		0- 1		0- 2							
0- 4		0- 1		0- 0		NEUTRAL		0- 1		0- 2		0- 0							
1- 15		0- 2		0- 0		CONFERENCE		0- 2		0- 0		1- 11							
1- 7		0- 1		0- 0		HOME		0- 1		0- 0		1- 5							
0- 8		0- 1		0- 0		AWAY		0- 1		0- 0		0- 6							
0- 0		0- 0		0- 0		NEUTRAL		0- 0		0- 0		0- 0							
RPI S	Opponent	Score		RPI S	Opponent	Score		RPI S	Opponent	Score		RPI S	Opponent	Score					
5 N	Stanford	0	3	36 A	St. Mary's (CA)	0	3	59 A	San Diego	0	3	103 N	San Diego St.	1	3				
7 A	Washington	0	3					66 A	New Mexico St.	1	3	116 N	Eastern Wash.	1	3				
10 A	California	1	3					66 H	New Mexico St.	1	3	128 A	Pacific	0	3				
18 A	Hawaii	0	3					67 N	UC Irvine	0	3	190 A	Idaho	0	3				
18 H	Hawaii	0	3									190 H	Idaho	1	3				
												203 A	Utah St.	0	3				
												203 H	Utah St.	1	3				
												214 H	Sacramento St.	2	3				
												220 A	Fresno St.	1	3				
												220 H	Fresno St.	0	3				
												223 A	Nevada	0	3				
												223 H	Nevada	0	3				
												254 A	Seattle	1	3				
												256 A	Cal St. Bakersfield	0	3				
												257 A	Boise St.	1	3				
												257 H	Boise St.	2	3				
												270 A	Louisiana Tech	1	3				
												270 H	Louisiana Tech	3	2				
				LAST 10 GAMES															
				256 A	Cal St. Bakersfield	0	3	203 H	Utah St.	1	3								
				220 H	Fresno St.	0	3	18 H	Hawaii	0	3								
				257 A	Boise St.	1	3	220 A	Fresno St.	1	3								
				190 A	Idaho	0	3	223 A	Nevada	0	3								
				223 H	Nevada	0	3	66 A	New Mexico St.	1	3								

Non-Div. I Games:

San Jose St.

Average RPI Win:		165	WON-LOST RECORD		WINNING PCT. RANK		LAST 10 GAMES		STRENGTH OF SCHEDULE		OPP. STRENGTH OF SCHEDULE		TEAM RPI		ADJ RPI		CONF. RPI		ADJ CONF. RPI								
Average RPI Loss:		71																									
DIV. I ONLY			17- 12		.58621 120		6- 4		94		91		93		.54275 95		9		8								
DIV. I NON-CONF.			10- 5		.66667 89		0- 0		74		100		66		.57875 67		7		7								
TOTALS		RPI 1-25		RPI 26-50		W-L RECORDS		RPI 51-100		RPI 101-150		RPI 150+															
17- 12		0- 3		0- 3		OVERALL		5- 3		1- 1		11- 2															
5- 4		0- 1		0- 1		HOME		2- 1		1- 0		2- 1															
6- 6		0- 1		0- 2		AWAY		2- 1		0- 1		4- 1															
6- 2		0- 1		0- 0		NEUTRAL		1- 1		0- 0		5- 0															
10- 5		0- 3		0- 1		NON-CONFERENCE		3- 1		0- 0		7- 0															
1- 1		0- 1		0- 0		HOME		1- 0		0- 0		0- 0															
3- 2		0- 1		0- 1		AWAY		1- 0		0- 0		2- 0															
6- 2		0- 1		0- 0		NEUTRAL		1- 1		0- 0		5- 0															
7- 7		0- 0		0- 2		CONFERENCE		2- 2		1- 1		4- 2															
4- 3		0- 0		0- 1		HOME		1- 1		1- 0		2- 1															
3- 4		0- 0		0- 1		AWAY		1- 1		0- 1		2- 1															
0- 0		0- 0		0- 0		NEUTRAL		0- 0		0- 0		0- 0															
RPI	S	Opponent		Score		RPI	S	Opponent		Score		RPI	S	Opponent		Score											
9	N	UCLA		0	3	36	A	St. Mary's (CA)		2	3	54	N	Albany (NY)		1	3	115	A	San Francisco	0	3					
18	A	Hawaii		1	3	36	H	St. Mary's (CA)		1	3	59	A	San Diego		1	3	115	H	San Francisco	3	1					
25	H	Arizona		0	3	48	A	UC Santa Barbara		1	3	59	H	San Diego		2	3	157	A	Loyola Marymount	3	1					
												61	N	Western Mich.		3	2	157	H	Loyola Marymount	3	1					
												71	A	Pepperdine		3	2	168	A	Gonzaga	3	1					
												71	H	Pepperdine		3	2	168	H	Gonzaga	2	3					
												81	H	Utah		3	0	181	A	Cal Poly	3	1					
												89	A	Penn		3	0	190	N	Idaho	3	1					
																		214	A	Sacramento St.		3	2				
																		216	N	UC Riverside		3	0				
																		228	A	Portland		0	3				
																		228	H	Portland		3	1				
																		254	N	Seattle		3	0				
																		256	N	Cal St. Bakersfield		3	1				
																		297	N	St. Francis (PA)		3	0				
						LAST 10 GAMES																					
						157 H Loyola Marymount						3	1	59 H San Diego						2	3						
						71 H Pepperdine						3	2	115 H San Francisco						3	1						
						228 A Portland						0	3	71 A Pepperdine						3	2						
						168 A Gonzaga						3	1	157 A Loyola Marymount						3	1						
						36 H St. Mary's (CA)						1	3	168 H Gonzaga						2	3						

Non-Div. I Games:

Santa Clara

S
a
v
a
n
n
a
h
S
t
.

Savannah St.				Through Games Of Saturday, Nov. 28 [all matches]				Savannah St.			
Non-Div. I Games:	Talladega	3	0	Columbia (SC)	0	3	Talladega	3	0	Morris	Savannah St.
	Brewton Parker	0	3	Paine	3	1					

S
a
v
a
n
n
a
h
S
t
.

Average RPI Win:	229	WON-LOST RECORD	WINNING PCT. RANK	LAST 10 GAMES	STRENGTH OF SCHEDULE	OPP. STRENGTH OF SCHEDULE	TEAM RPI	ADJ RPI	CONF. RPI	ADJ CONF. RPI	
DIV. I ONLY		6- 20	.23077 297	2- 7	184	135	269	.41108 254	29	29	
DIV. I NON-CONF.		4- 17	.19048 291	1- 6	193	66	272	.40116 270	29	29	
<hr/>											
TOTALS	RPI 1-25	RPI 26-50		W-L RECORDS	RPI 51-100		RPI 101-150		RPI 150+		
6- 20	0- 2	0- 1		OVERALL	0- 8		1- 3		5- 6		
1- 4	0- 1	0- 0		HOME	0- 1		0- 2		1- 0		
3- 12	0- 1	0- 0		AWAY	0- 4		0- 1		3- 6		
2- 4	0- 0	0- 1		NEUTRAL	0- 3		1- 0		1- 0		
<hr/>											
4- 17	0- 2	0- 1		NON-CONFERENCE	0- 8		1- 1		3- 5		
1- 3	0- 1	0- 0		HOME	0- 1		0- 1		1- 0		
1- 10	0- 1	0- 0		AWAY	0- 4		0- 0		1- 5		
2- 4	0- 0	0- 1		NEUTRAL	0- 3		1- 0		1- 0		
<hr/>											
2- 3	0- 0	0- 0		CONFERENCE	0- 0		0- 2		2- 1		
0- 1	0- 0	0- 0		HOME	0- 0		0- 1		0- 0		
2- 2	0- 0	0- 0		AWAY	0- 0		0- 1		2- 1		
0- 0	0- 0	0- 0		NEUTRAL	0- 0		0- 0		0- 0		
<hr/>											
RPI S	Opponent	Score	RPI S	Opponent	Score	RPI S	Opponent	Score	RPI S	Opponent	Score
7 H	Washington	0 3	48 N	UC Santa Barbara	1 3	59 A	San Diego	0 3	101 N	Army	3 0
21 A	Oregon	0 3				67 A	UC Irvine	0 3	103 H	San Diego St.	0 3
						71 A	Pepperdine	0 3	142 A	North Dakota	1 3
						73 A	Oregon St.	0 3	142 H	North Dakota	2 3
						78 N	Wisconsin	1 3	166 A	UNLV	1 3
						84 H	Portland St.	0 3	181 A	Cal Poly	0 3
						94 N	Cal St. Fullerton	0 3	212 A	South Dakota	3 2
						95 N	Santa Clara	0 3	213 A	Idaho St.	0 3
									216 N	UC Riverside	3 0
									228 A	Portland	1 3
									256 A	Cal St. Bakersfield	0 3
									256 A	Cal St. Bakersfield	3 2
									260 A	Weber St.	0 3
									283 H	San Jose St.	3 1
									306 A	Montana St.	3 2
<hr/>											
LAST 10 GAMES											
67 A UC Irvine 0 3						213 A Idaho St. 0 3					
256 A Cal St. Bakersfield 3 2						166 A UNLV 1 3					
256 A Cal St. Bakersfield 0 3						84 H Portland St. 0 3					
306 A Montana St. 3 2						228 A Portland 1 3					
260 A Weber St. 0 3						142 A North Dakota 1 3					

Non-Div. I Games:	St. Martin's	3	0
-------------------	--------------	---	---

Seattle

Average RPI Win: 198		WON-LOST RECORD		WINNING PCT. RANK		LAST 10 GAMES		STRENGTH OF SCHEDULE		OPP. STRENGTH OF SCHEDULE		TEAM RPI		ADJ RPI		CONF. RPI		ADJ CONF. RPI	
DIV. I ONLY		12- 19		.3871 225		4- 6		99		134		171		.46792 186		8		9	
DIV. I NON-CONF.		6- 10		.375 226		0- 0		124		219		196		.44927 217		8		8	
TOTALS		RPI 1-25		RPI 26-50		W-L RECORDS		RPI 51-100		RPI 101-150		RPI 150+							
12- 19		0- 2		0- 3		OVERALL		1- 5		1- 2		10- 7							
5- 6		0- 0		0- 2		HOME		0- 2		0- 1		5- 1							
4- 8		0- 1		0- 1		AWAY		1- 3		1- 1		2- 2							
3- 5		0- 1		0- 0		NEUTRAL		0- 0		0- 0		3- 4							
6- 10		0- 0		0- 1		NON-CONFERENCE		0- 2		0- 0		6- 7							
2- 2		0- 0		0- 0		HOME		0- 1		0- 0		2- 1							
1- 4		0- 0		0- 1		AWAY		0- 1		0- 0		1- 2							
3- 4		0- 0		0- 0		NEUTRAL		0- 0		0- 0		3- 4							
6- 9		0- 2		0- 2		CONFERENCE		1- 3		1- 2		4- 0							
3- 4		0- 0		0- 2		HOME		0- 1		0- 1		3- 0							
3- 4		0- 1		0- 0		AWAY		1- 2		1- 1		1- 0							
0- 1		0- 1		0- 0		NEUTRAL		0- 0		0- 0		0- 0							
RPI	S	Opponent		Score	RPI	S	Opponent		Score	RPI	S	Opponent		Score	RPI	S	Opponent		Score
20	A	Notre Dame		1 3	38	H	Louisville		1 3	51	A	Pittsburgh		1 3	117	A	Villanova		0 3
20	N	Notre Dame		0 3	43	H	Cincinnati		1 3	54	A	Albany (NY)		0 3	126	H	Connecticut		1 3
					46	A	Delaware		2 3	68	H	South Fla.		0 3	143	A	West Virginia		3 1
										76	H	Yale		0 3	155	H	Georgetown		3 2
										82	A	Marquette		3 2	159	A	Buffalo		3 0
										89	A	Syracuse		1 3	165	A	Princeton		1 3
															171	N	Lamar		1 3
															184	H	Long Island		0 3
															191	N	Boston College		2 3
															196	H	NJIT		3 0
															206	H	Hofstra		3 2
															206	N	Hofstra		3 1
															210	H	Rutgers		3 0
															211	N	Sacred Heart		3 1
															215	A	Fordham		1 3
															215	N	Fordham		0 3
															240	H	St. John's (NY)		3 0
															268	N	Central Conn. St.		2 3
															269	A	DePaul		3 2
															296	N	Manhattan		3 0
LAST 10 GAMES					LAST 10 GAMES					LAST 10 GAMES					LAST 10 GAMES				
					20	N	Notre Dame		0 3	269	A	DePaul		3 2					
					143	A	West Virginia		3 1	20	A	Notre Dame		1 3					
					51	A	Pittsburgh		1 3	210	H	Rutgers		3 0					
					126	H	Connecticut		1 3	43	H	Cincinnati		1 3					
					240	H	St. John's (NY)		3 0	38	H	Louisville		1 3					

Non-Div. I Games:

Seton Hall

Average RPI Win:	258	WON-LOST	WINNING	LAST 10		STRENGTH OF	OPP. STRENGTH	TEAM	ADJ	CONF.	ADJ CONF.	
Average RPI Loss:	167	RECORD	PCT. RANK	GAMES		SCHEDULE	OF SCHEDULE	RPI	RPI	RPI	RPI	
DIV. I ONLY		15- 13	.53571	141	7- 3	216	275	184	.45907	194	28	28
DIV. I NON-CONF.		2- 7	.22222	279	0- 0	114	194	245	.42757	243	27	27
<hr/>												
TOTALS	RPI 1-25	RPI 26-50		W-L RECORDS		RPI 51-100		RPI 101-150		RPI 150+		
15- 13	0- 0	0- 0		OVERALL		0- 2		2- 4		13- 7		
8- 2	0- 0	0- 0		HOME		0- 1		2- 0		6- 1		
5- 8	0- 0	0- 0		AWAY		0- 1		0- 2		5- 5		
2- 3	0- 0	0- 0		NEUTRAL		0- 0		0- 2		2- 1		
<hr/>												
2- 7	0- 0	0- 0		NON-CONFERENCE		0- 2		0- 1		2- 4		
0- 1	0- 0	0- 0		HOME		0- 1		0- 0		0- 0		
0- 4	0- 0	0- 0		AWAY		0- 1		0- 0		0- 3		
2- 2	0- 0	0- 0		NEUTRAL		0- 0		0- 1		2- 1		
<hr/>												
13- 6	0- 0	0- 0		CONFERENCE		0- 0		2- 3		11- 3		
8- 1	0- 0	0- 0		HOME		0- 0		2- 0		6- 1		
5- 4	0- 0	0- 0		AWAY		0- 0		0- 2		5- 2		
0- 1	0- 0	0- 0		NEUTRAL		0- 0		0- 1		0- 0		
<hr/>												
RPI	S	Opponent	Score	RPI	S	Opponent	Score	RPI	S	Opponent	Score	
				54 H Albany (NY) 0 3				104 N Georgia 0 3				
				89 A Syracuse 0 3				144 A Fairfield 1 3				
								144 H Fairfield 3 1				
								150 A Niagara 1 3				
								150 H Niagara 3 2				
								150 N Niagara 2 3				
								177 A Binghamton 0 3				
								184 A Long Island 0 3				
								185 N Colgate 3 2				
								209 A Marist 1 3				
								209 H Marist 2 3				
								214 N Sacramento St. 2 3				
								227 N New Hampshire 3 0				
								240 A St. John's (NY) 2 3				
								246 A Loyola (MD) 1 3				
								246 H Loyola (MD) 3 0				
								253 A Iona 3 1				
								253 H Iona 3 1				
								279 A Canisius 3 1				
								279 H Canisius 3 1				
								296 A Manhattan 3 0				
								296 H Manhattan 3 0				
								311 A St. Peter's 3 1				
								311 H St. Peter's 3 0				
								317 A Rider 3 1				
				317 H Rider 3 0								
<hr/>												
LAST 10 GAMES												
150 N Niagara 2 3				311 H St. Peter's 3 0				311 A St. Peter's 3 1				
296 A Manhattan 3 0				144 H Fairfield 3 1				311 H St. Peter's 3 0				
311 A St. Peter's 3 1				246 A Loyola (MD) 1 3				317 A Rider 3 1				
150 H Niagara 3 2				317 A Rider 3 1				317 H Rider 3 0				
279 H Canisius 3 1				209 A Marist 1 3								

Non-Div. I Games:

Siena

Average RPI Win:		210	WON-LOST RECORD		WINNING PCT. RANK		LAST 10 GAMES		STRENGTH OF SCHEDULE		OPP. STRENGTH OF SCHEDULE		TEAM RPI		ADJ RPI		CONF. RPI		ADJ CONF. RPI										
DIV. I ONLY			2- 27		.06897	321	1- 9		232		225		311		.30994		309	29		29									
DIV. I NON-CONF.			2- 26		.07143	318	1- 9		216		220		305		.30589		313	29		29									
TOTALS		RPI 1-25		RPI 26-50				W-L RECORDS		RPI 51-100				RPI 101-150				RPI 150+											
2- 27		0- 1		0- 1				OVERALL		0- 2				1- 6				1- 17											
0- 5		0- 0		0- 0				HOME		0- 0				0- 1				0- 4											
1- 14		0- 1		0- 0				AWAY		0- 1				0- 2				1- 10											
1- 8		0- 0		0- 1				NEUTRAL		0- 1				1- 3				0- 3											
2- 26		0- 1		0- 1				NON-CONFERENCE		0- 2				1- 5				1- 17											
0- 5		0- 0		0- 0				HOME		0- 0				0- 1				0- 4											
1- 14		0- 1		0- 0				AWAY		0- 1				0- 2				1- 10											
1- 7		0- 0		0- 1				NEUTRAL		0- 1				1- 2				0- 3											
0- 1		0- 0		0- 0				CONFERENCE		0- 0				0- 1				0- 0											
0- 0		0- 0		0- 0				HOME		0- 0				0- 0				0- 0											
0- 0		0- 0		0- 0				AWAY		0- 0				0- 0				0- 0											
0- 1		0- 0		0- 0				NEUTRAL		0- 0				0- 1				0- 0											
RPI	S	Opponent		Score		RPI	S	Opponent		Score		RPI	S	Opponent		Score		RPI	S	Opponent		Score							
24	A	St. Louis		0	3	38	N	Louisville		0	3	65	A	Missouri		0	3	120	H	Austin Peay		0	3						
												93	N	UC Davis		0	3	120	N	Austin Peay		0	3						
												125	A	Morehead St.		0	3												
												127	N	IPFW		0	3												
												131	A	Illinois St.		0	3												
												138	N	Toledo		3	2												
												142	N	North Dakota		0	3												
												151	H	Evansville		1	3												
												152	A	Ball St.		1	3												
												183	A	Murray St.		0	3												
												193	N	Akron		1	3												
												199	A	UMKC		0	3												
												199	N	UMKC		1	3												
												229	A	Southeast Mo. St.		0	3												
												229	H	Southeast Mo. St.		1	3												
												234	A	Chattanooga		1	3												
												241	A	Eastern Ky.		1	3												
												242	A	Indiana St.		2	3												
												245	N	Loyola (IL)		1	3												
												263	A	Western Ill.		1	3												
												263	H	Western Ill.		0	3												
												278	A	Bradley		2	3												
												281	A	Eastern Ill.		3	1												
												281	H	Eastern Ill.		1	3												
												292	A	UT Martin		2	3												
												LAST 10 GAMES																	
												281	A	Eastern Ill.		3	1	65	A	Missouri		0	3	281	A	Eastern Ill.		3	1
199	A	UMKC		0	3	241	A	Eastern Ky.		1	3	281	H	Eastern Ill.		1	3												
183	A	Murray St.		0	3	125	A	Morehead St.		0	3	292	A	UT Martin		2	3												
292	A	UT Martin		2	3	120	H	Austin Peay		0	3																		
229	H	Southeast Mo. St.		1	3	281	H	Eastern Ill.		1	3																		

Non-Div. I Games:

SIU Edwardsville

S
M
U

SMU					Through Games Of Saturday, Nov. 28 [all matches]							
Average RPI Win: 140 Average RPI Loss: 86		WON-LOST RECORD	WINNING PCT. RANK	LAST 10 GAMES	STRENGTH OF SCHEDULE	OPP. STRENGTH OF SCHEDULE	TEAM RPI	ADJ RPI	CONF. RPI	ADJ CONF. RPI		
DIV. I ONLY		19- 12	.6129 101	5- 5	55	89	68	.5636 74	11	11		
DIV. I NON-CONF.		10- 4	.71429 72	0- 0	48	113	46	.59979 53	12	11		
<hr/>												
TOTALS		RPI 1-25	RPI 26-50		W-L RECORDS		RPI 51-100		RPI 101-150		RPI 150+	
19- 12	0- 0		2- 4		OVERALL		4- 5		4- 0		9- 3	
12- 2	0- 0		2- 1		HOME		2- 1		3- 0		5- 0	
3- 6	0- 0		0- 2		AWAY		0- 2		0- 0		3- 2	
4- 4	0- 0		0- 1		NEUTRAL		2- 2		1- 0		1- 1	
<hr/>												
10- 4	0- 0		1- 0		NON-CONFERENCE		3- 2		3- 0		3- 2	
5- 0	0- 0		1- 0		HOME		1- 0		2- 0		1- 0	
1- 1	0- 0		0- 0		AWAY		0- 0		0- 0		1- 1	
4- 3	0- 0		0- 0		NEUTRAL		2- 2		1- 0		1- 1	
<hr/>												
9- 8	0- 0		1- 4		CONFERENCE		1- 3		1- 0		6- 1	
7- 2	0- 0		1- 1		HOME		1- 1		1- 0		4- 0	
2- 5	0- 0		0- 2		AWAY		0- 2		0- 0		2- 1	
0- 1	0- 0		0- 1		NEUTRAL		0- 0		0- 0		0- 0	
<hr/>												
RPI S	Opponent	Score	RPI S	Opponent	Score	RPI S	Opponent	Score	RPI S	Opponent	Score	
			32 A	Rice	1 3	56 A	Southern Miss.	1 3	106 H	Texas St.	3 1	
			32 H	Rice	3 2	62 A	Tulsa	0 3	109 H	William & Mary	3 1	
			35 A	Tulane	2 3	62 H	Tulsa	1 3	130 H	UAB	3 0	
			35 H	Tulane	1 3	66 N	New Mexico St.	2 3	142 N	North Dakota	3 0	
			35 N	Tulane	1 3	79 H	Marshall	3 1	156 A	Montana	3 2	
			37 H	TCU	3 2	85 N	Jacksonville St.	3 0	161 A	Alabama	0 3	
						87 N	Arizona St.	3 2	173 A	UCF	3 1	
						89 H	Syracuse	3 1	175 N	UTSA	3 1	
						98 N	Northern Colo.	2 3	189 A	Houston	3 0	
									189 H	Houston	3 0	
									197 A	UTEP	0 3	
									197 H	UTEP	3 0	
									198 N	McNeese St.	2 3	
									200 H	North Texas	3 1	
									238 H	Memphis	3 0	
									239 H	East Carolina	3 0	
<hr/>												
LAST 10 GAMES												
			35 N	Tulane	1 3	197 H	UTEP	3 0				
			62 H	Tulsa	1 3	35 H	Tulane	1 3				
			62 A	Tulsa	0 3	189 H	Houston	3 0				
			173 A	UCF	3 1	32 H	Rice	3 2				
			56 A	Southern Miss.	1 3	238 H	Memphis	3 0				

S
M
U

Non-Div. I Games:

SMU

Average RPI Win:	289	WON-LOST	WINNING	LAST 10	STRENGTH OF	OPP. STRENGTH	TEAM	ADJ	CONF.	ADJ CONF.	
Average RPI Loss:	122	RECORD	PCT. RANK	GAMES	SCHEDULE	OF SCHEDULE	RPI	RPI	RPI	RPI	
DIV. I ONLY	11- 19	.36667	240	1- 9	246	199	256	.41538	250	15	15
DIV. I NON-CONF.	9- 4	.69231	83	0- 0	286	279	189	.47293	184	15	14
<hr/>											
TOTALS	RPI 1-25	RPI 26-50		W-L RECORDS	RPI 51-100		RPI 101-150		RPI 150+		
11- 19	0- 2	0- 3		OVERALL	0- 3		0- 4		11- 7		
4- 9	0- 1	0- 1		HOME	0- 2		0- 2		4- 3		
1- 9	0- 1	0- 1		AWAY	0- 1		0- 2		1- 4		
6- 1	0- 0	0- 1		NEUTRAL	0- 0		0- 0		6- 0		
<hr/>											
9- 4	0- 0	0- 1		NON-CONFERENCE	0- 1		0- 1		9- 1		
2- 1	0- 0	0- 0		HOME	0- 1		0- 0		2- 0		
1- 2	0- 0	0- 0		AWAY	0- 0		0- 1		1- 1		
6- 1	0- 0	0- 1		NEUTRAL	0- 0		0- 0		6- 0		
<hr/>											
2- 15	0- 2	0- 2		CONFERENCE	0- 2		0- 3		2- 6		
2- 8	0- 1	0- 1		HOME	0- 1		0- 2		2- 3		
0- 7	0- 1	0- 1		AWAY	0- 1		0- 1		0- 3		
0- 0	0- 0	0- 0		NEUTRAL	0- 0		0- 0		0- 0		
<hr/>											
RPI S	Opponent	Score	RPI S	Opponent	Score	RPI S	Opponent	Score	RPI S	Opponent	Score
15 A	FIU	0 3	30 N	Duke	0 3	56 H	Southern Miss.	1 3	104 A	Georgia	0 3
15 H	FIU	0 3	31 A	Middle Tenn.	0 3	72 A	Western Ky.	0 3	111 H	New Orleans	0 3
			31 H	Middle Tenn.	0 3	72 H	Western Ky.	0 3	146 H	Denver	2 3
									148 A	Arkansas St.	0 3
									167 A	UALR	1 3
									179 A	Troy	0 3
									179 H	Troy	1 3
									200 H	North Texas	1 3
									230 H	Nicholls St.	3 1
									230 N	Nicholls St.	3 0
									249 A	Fla. Atlantic	0 3
									249 H	Fla. Atlantic	0 3
									270 A	Louisiana Tech	0 3
									273 H	La.-Lafayette	3 2
									289 H	Jackson St.	3 2
									291 N	Tennessee St.	3 2
									292 N	UT Martin	3 1
									293 A	Prairie View	3 0
									307 H	La.-Monroe	3 0
									313 N	Centenary (LA)	3 0
									329 N	Ark.-Pine Bluff	3 0
									329 N	Ark.-Pine Bluff	3 0
			LAST 10 GAMES								
			72 H	Western Ky.	0 3	146 H	Denver	2 3			
			31 H	Middle Tenn.	0 3	200 H	North Texas	1 3			
			179 H	Troy	1 3	15 A	FIU	0 3			
			72 A	Western Ky.	0 3	249 A	Fla. Atlantic	0 3			
			31 A	Middle Tenn.	0 3	307 H	La.-Monroe	3 0			

Non-Div. I Games:

South Ala.

Average RPI Win: 319		WON-LOST	WINNING	LAST 10	STRENGTH OF		OPP. STRENGTH	TEAM	ADJ		CONF.	ADJ CONF.	
Average RPI Loss: 219		RECORD	PCT. RANK	GAMES	SCHEDULE		OF SCHEDULE	RPI	RPI		RPI	RPI	
DIV. I ONLY		13- 20	.39394	221	4- 6		320	318	303	.32645	301	31	31
DIV. I NON-CONF.		9- 15	.375	226	1- 3		314	321	296	.33134	303	31	31
TOTALS		RPI 1-25	RPI 26-50		W-L RECORDS		RPI 51-100		RPI 101-150		RPI 150+		
13- 20	0- 0	0- 0		OVERALL		0- 0		0- 6		13- 14			
7- 7	0- 0	0- 0		HOME		0- 0		0- 3		7- 4			
5- 5	0- 0	0- 0		AWAY		0- 0		0- 2		5- 3			
1- 8	0- 0	0- 0		NEUTRAL		0- 0		0- 1		1- 7			
9- 15	0- 0	0- 0		NON-CONFERENCE		0- 0		0- 4		9- 11			
5- 5	0- 0	0- 0		HOME		0- 0		0- 2		5- 3			
3- 3	0- 0	0- 0		AWAY		0- 0		0- 1		3- 2			
1- 7	0- 0	0- 0		NEUTRAL		0- 0		0- 1		1- 6			
4- 5	0- 0	0- 0		CONFERENCE		0- 0		0- 2		4- 3			
2- 2	0- 0	0- 0		HOME		0- 0		0- 1		2- 1			
2- 2	0- 0	0- 0		AWAY		0- 0		0- 1		2- 1			
0- 1	0- 0	0- 0		NEUTRAL		0- 0		0- 0		0- 1			
RPI S	Opponent	Score	RPI S	Opponent	Score	RPI S	Opponent	Score	RPI S	Opponent	Score		
									105 H	South Carolina	0	3	
									132 A	Florida A&M	0	3	
									132 H	Florida A&M	1	3	
									133 A	Coastal Caro.	0	3	
									133 H	Coastal Caro.	0	3	
									147 N	Elon	0	3	
									180 N	UNC Asheville	0	3	
									201 N	Georgia St.	0	3	
									221 N	UNC Wilmington	0	3	
									237 N	Alabama A&M	1	3	
									244 H	Charleston So.	0	3	
									256 H	Cal St. Bakersfield	0	3	
									256 H	Cal St. Bakersfield	0	3	
									277 A	Radford	0	3	
									278 N	Bradley	1	3	
									280 N	Delaware St.	1	3	
									285 N	Western Caro.	1	3	
									286 A	Bethune-Cookman	0	3	
									286 H	Bethune-Cookman	2	3	
									302 A	Citadel	1	3	
									302 H	Citadel	3	2	
									308 H	N.C. Central	3	2	
									309 A	Norfolk St.	3	1	
									309 H	Norfolk St.	3	2	
									312 N	Mississippi Val.	3	2	
									324 A	N.C. A&T	3	1	
									324 H	N.C. A&T			
									132 A	Florida A&M	0	3	
									326 A	Winston-Salem	3	2	
									309 H	Norfolk St.	3	2	
									324 A	N.C. A&T	3	1	
									133 H	Coastal Caro.	0	3	
									280 N	Delaware St.	1	3	
									105 H	South Carolina	0	3	
									302 A	Citadel	1	3	
									324 H	N.C. A&T	3	0	
									286 A	Bethune-Cookman	0	3	

Non-Div. I Games:

South Carolina St.

RPI	S	Opponent	Score	
325	A	Savannah St.	3	0
325	H	Savannah St.	3	0
326	A	Winston-Salem	3	2
326	H	Winston-Salem	3	0
328	A	Alabama St.	3	0
328	H	Alabama St.	3	1

South Carolina St.
a
S
t
.

S
o
u
t
h
C
a
r
o
l
i
n
a
S
t
.

S
o
u
t
h
C
a
r
o
l
i
n
a
S
t
.

Average RPI Win: 145		WON-LOST	WINNING	LAST 10	STRENGTH OF	OPP. STRENGTH	TEAM	ADJ	CONF.	ADJ CONF.					
Average RPI Loss: 71		RECORD	PCT. RANK	GAMES	SCHEDULE	OF SCHEDULE	RPI	RPI	RPI	RPI					
DIV. I ONLY		14- 16	.46667	179	2- 8	57	49	104	.53059	105	4	4			
DIV. I NON-CONF.		9- 1	.9	18	1- 0	39	148	17	.65446	17	4	4			
<hr/>															
TOTALS		RPI 1-25	RPI 26-50		W-L RECORDS		RPI 51-100		RPI 101-150		RPI 150+				
14- 16		0- 6	1- 3		OVERALL		3- 1		3- 3		7- 3				
6- 7		0- 3	0- 1		HOME		1- 0		1- 2		4- 1				
5- 8		0- 3	1- 1		AWAY		1- 1		1- 1		2- 2				
3- 1		0- 0	0- 1		NEUTRAL		1- 0		1- 0		1- 0				
9- 1		0- 0	1- 1		NON-CONFERENCE		2- 0		2- 0		4- 0				
3- 0		0- 0	0- 0		HOME		0- 0		1- 0		2- 0				
3- 0		0- 0	1- 0		AWAY		1- 0		0- 0		1- 0				
3- 1		0- 0	0- 1		NEUTRAL		1- 0		1- 0		1- 0				
5- 15		0- 6	0- 2		CONFERENCE		1- 1		1- 3		3- 3				
3- 7		0- 3	0- 1		HOME		1- 0		0- 2		2- 1				
2- 8		0- 3	0- 1		AWAY		0- 1		1- 1		1- 2				
0- 0		0- 0	0- 0		NEUTRAL		0- 0		0- 0		0- 0				
RPI	S	Opponent	Score	RPI	S	Opponent	Score	RPI	S	Opponent	Score				
13	A	LSU	0 3	26	A	Kentucky	0 3	58	A	Clemson	3 2	104	A	Georgia	3 0
13	H	LSU	0 3	26	H	Kentucky	2 3	77	A	Auburn	1 3	104	H	Georgia	0 3
14	A	Florida	0 3	28	N	Wichita St.	1 3	77	H	Auburn	3 0	113	N	Winthrop	3 1
14	H	Florida	1 3	32	A	Rice	3 2	92	N	Col. of Charleston	3 2	133	H	Coastal Caro.	3 0
17	A	Tennessee	0 3									137	A	Arkansas	0 3
17	H	Tennessee	1 3									137	H	Arkansas	1 3
												160	A	Mississippi	3 0
												160	H	Mississippi	3 0
												161	A	Alabama	1 3
												161	H	Alabama	2 3
												176	N	Harvard	3 1
												188	A	Mississippi St.	1 3
												188	H	Mississippi St.	3 0
												195	H	UNC Greensboro	3 0
												241	H	Eastern Ky.	3 0
												301	A	South Carolina St.	3 0
				LAST 10 GAMES											
14 A Florida				0 3	104 H Georgia				0 3						
17 A Tennessee				0 3	77 H Auburn				3 0						
26 A Kentucky				0 3	161 A Alabama				1 3						
13 H LSU				0 3	188 A Mississippi St.				1 3						
301 A South Carolina St.				3 0	137 H Arkansas				1 3						

Non-Div. I Games:

South Carolina

Average RPI Win:		241	WON-LOST RECORD		WINNING PCT. RANK	LAST 10 GAMES		STRENGTH OF SCHEDULE	OPP. STRENGTH OF SCHEDULE	TEAM RPI	ADJ RPI	CONF. RPI	ADJ CONF. RPI
Average RPI Loss:		132											
DIV. I ONLY		10- 17			.37037 238	4- 6		181	187	223	.44168 222	21	22
DIV. I NON-CONF.		1- 8			.11111 306	0- 1		173	91	278	.39235 276	22	22
TOTALS		RPI 1-25	RPI 26-50		W-L RECORDS		RPI 51-100		RPI 101-150		RPI 150+		
10- 17		0- 1	0- 2		OVERALL		0- 3		1- 4		9- 7		
6- 4		0- 1	0- 1		HOME		0- 0		1- 1		5- 1		
3- 10		0- 0	0- 1		AWAY		0- 2		0- 2		3- 5		
1- 3		0- 0	0- 0		NEUTRAL		0- 1		0- 1		1- 1		
1- 8		0- 1	0- 0		NON-CONFERENCE		0- 3		0- 1		1- 3		
0- 1		0- 1	0- 0		HOME		0- 0		0- 0		0- 0		
0- 4		0- 0	0- 0		AWAY		0- 2		0- 0		0- 2		
1- 3		0- 0	0- 0		NEUTRAL		0- 1		0- 1		1- 1		
9- 9		0- 0	0- 2		CONFERENCE		0- 0		1- 3		8- 4		
6- 3		0- 0	0- 1		HOME		0- 0		1- 1		5- 1		
3- 6		0- 0	0- 1		AWAY		0- 0		0- 2		3- 3		
0- 0		0- 0	0- 0		NEUTRAL		0- 0		0- 0		0- 0		
RPI S	Opponent	Score	RPI S	Opponent	Score	RPI S	Opponent	Score	RPI S	Opponent	Score		
16 H	UNI	0 3	46 A	North Dakota St.	2 3	83 A	Creighton	0 3	118 N	Central Mich.	0 3		
			46 H	North Dakota St.	1 3	97 N	Iowa	1 3	127 A	IPFW	0 3		
						100 A	Drake	0 3	127 H	IPFW	0 3		
									134 A	IUPUI	0 3		
									134 H	IUPUI	3 1		
									154 A	Oakland	2 3		
									154 H	Oakland	0 3		
									187 A	Oral Roberts	1 3		
									187 H	Oral Roberts	3 1		
									199 A	UMKC	2 3		
									199 H	UMKC	3 0		
									210 N	Rutgers	3 2		
									213 N	Idaho St.	1 3		
									218 A	Wyoming	1 3		
									233 A	Green Bay	1 3		
									263 A	Western Ill.	3 1		
									263 H	Western Ill.	3 2		
									266 A	Southern Utah	3 2		
									266 H	Southern Utah	3 1		
									313 A	Centenary (LA)	3 0		
									313 H	Centenary (LA)	3 0		
			LAST 10 GAMES										
			313 A	Centenary (LA)	3 0	16 H	UNI	0 3					
			187 A	Oral Roberts	1 3	263 A	Western Ill.	3 1					
			46 A	North Dakota St.	2 3	134 A	IUPUI	0 3					
			199 H	UMKC	3 0	154 H	Oakland	0 3					
			266 H	Southern Utah	3 1	127 H	IPFW	0 3					

Non-Div. I Games:

South Dakota St.

Average RPI Win: 262		WON-LOST RECORD		WINNING PCT. RANK		LAST 10 GAMES		STRENGTH OF SCHEDULE		OPP. STRENGTH OF SCHEDULE		TEAM RPI		ADJ RPI		CONF. RPI		ADJ CONF. RPI	
DIV. I ONLY		10- 17		.37037 238		4- 5		186		246		230		.44725 212		29		29	
DIV. I NON-CONF.		3- 9		.25 272		0- 1		100		89		208		.46736 193		29		29	
TOTALS		RPI 1-25		RPI 26-50		W-L RECORDS		RPI 51-100		RPI 101-150		RPI 150+							
10- 17		0- 0		0- 2		OVERALL		1- 4		0- 8		9- 3							
3- 5		0- 0		0- 0		HOME		0- 1		0- 2		3- 2							
4- 6		0- 0		0- 0		AWAY		1- 1		0- 4		3- 1							
3- 6		0- 0		0- 2		NEUTRAL		0- 2		0- 2		3- 0							
3- 9		0- 0		0- 2		NON-CONFERENCE		1- 4		0- 3		2- 0							
0- 1		0- 0		0- 0		HOME		0- 1		0- 0		0- 0							
1- 3		0- 0		0- 0		AWAY		1- 1		0- 2		0- 0							
2- 5		0- 0		0- 2		NEUTRAL		0- 2		0- 1		2- 0							
7- 8		0- 0		0- 0		CONFERENCE		0- 0		0- 5		7- 3							
3- 4		0- 0		0- 0		HOME		0- 0		0- 2		3- 2							
3- 3		0- 0		0- 0		AWAY		0- 0		0- 2		3- 1							
1- 1		0- 0		0- 0		NEUTRAL		0- 0		0- 1		1- 0							
RPI S	Opponent	Score		RPI S	Opponent	Score		RPI S	Opponent	Score		RPI S	Opponent	Score					
				27 N	Ohio	0	3	61 N	Western Mich.	1	3	112 A	Kansas St.	1	3				
				30 N	Duke	0	3	78 A	Wisconsin	0	3	122 N	Valparaiso	2	3				
								82 N	Marquette	0	3	129 A	Utah Valley	0	3				
								100 A	Drake	3	2	129 H	Utah Valley	1	3				
								100 H	Drake	1	3	139 A	Milwaukee	0	3				
												142 A	North Dakota	2	3				
												142 H	North Dakota	0	3				
												142 N	North Dakota	0	3				
												196 A	NJIT	1	3				
												196 H	NJIT	3	2				
												254 H	Seattle	2	3				
												259 A	Houston Baptist	3	0				
												259 H	Houston Baptist	3	2				
												276 N	A&M-Corpus Christi	3	0				
												287 A	Tex.-Pan American	3	0				
												287 H	Tex.-Pan American	0	3				
												287 N	Tex.-Pan American	3	2				
												313 N	Centenary (LA)	3	1				
												319 A	Chicago St.	3	0				
												319 H	Chicago St.	3	0				
LAST 10 GAMES				LAST 10 GAMES				LAST 10 GAMES											
				142 N	North Dakota	0	3	196 A	NJIT	1	3								
				287 N	Tex.-Pan American	3	2	129 H	Utah Valley	1	3								
				142 A	North Dakota	2	3	196 H	NJIT	3	2								
				100 H	Drake	1	3	319 H	Chicago St.	3	0								
				319 A	Chicago St.	3	0	142 H	North Dakota	0	3								

Non-Div. I Games: Morningside 3 1 Dordt 3 1 Sioux Falls 3 0 South Dakota

[illegible]

Non-Div. I Games:

South Fla.

Average RPI Win:	245	WON-LOST RECORD	WINNING PCT. RANK	LAST 10 GAMES	STRENGTH OF SCHEDULE	OPP. STRENGTH OF SCHEDULE	TEAM RPI	ADJ RPI	CONF. RPI	ADJ CONF. RPI	
Average RPI Loss:	140										
DIV. I ONLY	13- 17	.43333	199	5- 5	245	234	232	.43281	229	26	26
DIV. I NON-CONF.	5- 7	.41667	209	1- 1	180	169	203	.46342	201	25	23
<hr/>											
TOTALS	RPI 1-25	RPI 26-50		W-L RECORDS	RPI 51-100		RPI 101-150		RPI 150+		
13- 17	0- 0	0- 1		OVERALL	0- 4		3- 5		10- 7		
6- 5	0- 0	0- 0		HOME	0- 1		1- 2		5- 2		
5- 8	0- 0	0- 1		AWAY	0- 1		0- 3		5- 3		
2- 4	0- 0	0- 0		NEUTRAL	0- 2		2- 0		0- 2		
<hr/>											
5- 7	0- 0	0- 1		NON-CONFERENCE	0- 2		2- 2		3- 2		
1- 1	0- 0	0- 0		HOME	0- 0		0- 1		1- 0		
2- 2	0- 0	0- 1		AWAY	0- 0		0- 1		2- 0		
2- 4	0- 0	0- 0		NEUTRAL	0- 2		2- 0		0- 2		
<hr/>											
8- 10	0- 0	0- 0		CONFERENCE	0- 2		1- 3		7- 5		
5- 4	0- 0	0- 0		HOME	0- 1		1- 1		4- 2		
3- 6	0- 0	0- 0		AWAY	0- 1		0- 2		3- 3		
0- 0	0- 0	0- 0		NEUTRAL	0- 0		0- 0		0- 0		
<hr/>											
RPI S	Opponent	Score	RPI S	Opponent	Score	RPI S	Opponent	Score	RPI S	Opponent	Score
			45 A	Georgia Tech	1 3	58 N	Clemson	0 3	107 H	Southern Ill.	1 3
						85 A	Jacksonville St.	0 3	114 A	Belmont	0 3
						85 H	Jacksonville St.	0 3	120 A	Austin Peay	0 3
						91 N	Central Ark.	0 3	120 H	Austin Peay	0 3
									125 A	Morehead St.	0 3
									125 H	Morehead St.	3 2
									141 N	Samford	3 2
									148 N	Arkansas St.	3 1
									151 N	Evansville	1 3
									160 N	Mississippi	1 3
									183 A	Murray St.	1 3
									183 H	Murray St.	1 3
									226 A	Tennessee Tech	3 2
									226 H	Tennessee Tech	2 3
									238 A	Memphis	3 0
									241 A	Eastern Ky.	2 3
									241 H	Eastern Ky.	3 1
									281 A	Eastern Ill.	2 3
									281 H	Eastern Ill.	3 0
									291 A	Tennessee St.	3 2
									291 H	Tennessee St.	3 2
									292 A	UT Martin	3 0
									292 H	UT Martin	3 0
									309 A	SIU Edwardsville	3 1
									309 H	SIU Edwardsville	3 0
<hr/>											
			LAST 10 GAMES								
			281 A	Eastern Ill.	2 3	292 H	UT Martin	3 0	292 H	UT Martin	3 0
			183 A	Murray St.	1 3	183 H	Murray St.	1 3	309 A	SIU Edwardsville	3 1
			241 H	Eastern Ky.	3 1	120 A	Austin Peay	0 3	309 H	SIU Edwardsville	3 0
			125 H	Morehead St.	3 2	291 A	Tennessee St.	3 2			
			309 A	SIU Edwardsville	3 1	107 H	Southern Ill.	1 3			

Non-Div. I Games:

Southeast Mo. St.

Average RPI Win:	268	WON-LOST RECORD	WINNING PCT. RANK	LAST 10 GAMES	STRENGTH OF SCHEDULE	OPP. STRENGTH OF SCHEDULE	TEAM RPI	ADJ RPI	CONF. RPI	ADJ CONF. RPI		
DIV. I ONLY		9- 19	.32143	259	3- 7	242	248	271	.39787	265	23	20
DIV. I NON-CONF.		4- 7	.36364	229	0- 0	293	237	283	.38439	281	21	21
<hr/>												
TOTALS	RPI 1-25	RPI 26-50		W-L RECORDS		RPI 51-100		RPI 101-150		RPI 150+		
9- 19	0- 0	0- 1		OVERALL		0- 3		0- 5		9- 10		
3- 6	0- 0	0- 0		HOME		0- 1		0- 1		3- 4		
5- 7	0- 0	0- 0		AWAY		0- 1		0- 3		5- 3		
1- 6	0- 0	0- 1		NEUTRAL		0- 1		0- 1		1- 3		
4- 7	0- 0	0- 1		NON-CONFERENCE		0- 1		0- 1		4- 4		
1- 0	0- 0	0- 0		HOME		0- 0		0- 0		1- 0		
2- 2	0- 0	0- 0		AWAY		0- 0		0- 1		2- 1		
1- 5	0- 0	0- 1		NEUTRAL		0- 1		0- 0		1- 3		
5- 12	0- 0	0- 0		CONFERENCE		0- 2		0- 4		5- 6		
2- 6	0- 0	0- 0		HOME		0- 1		0- 1		2- 4		
3- 5	0- 0	0- 0		AWAY		0- 1		0- 2		3- 2		
0- 1	0- 0	0- 0		NEUTRAL		0- 0		0- 1		0- 0		
RPI	S	Opponent	Score	RPI	S	Opponent	Score	RPI	S	Opponent	Score	
				33	N	Baylor	0 3	80	N	Indiana	0 3	
								91	A	Central Ark.	0 3	
								91	H	Central Ark.	1 3	
										106	A Texas St.	0 3
										106	N Texas St.	0 3
										111	A New Orleans	0 3
										145	A Stephen F. Austin	0 3
										145	H Stephen F. Austin	1 3
										162	A Sam Houston St.	0 3
										171	H Lamar	1 3
										175	H UTSA	0 3
										182	A Texas-Arlington	0 3
										189	A Houston	0 3
										192	N Bowling Green	0 3
										198	A McNeese St.	3 2
										198	H McNeese St.	1 3
										207	N Texas Tech	0 3
										230	A Nicholls St.	3 1
										230	H Nicholls St.	3 2
										234	N Chattanooga	1 3
										258	N Grambling	3 1
										270	A Louisiana Tech	3 1
										276	H A&M-Corpus Christi	0 3
										290	A Northwestern St.	3 2
										290	H Northwestern St.	3 2
										322	A Southern U.	3 0
										327	H Alcorn St.	3 0
LAST 10 GAMES												
				106	N	Texas St.	0 3	230	H	Nicholls St.	3 2	
				198	A	McNeese St.	3 2	290	H	Northwestern St.	3 2	
				145	A	Stephen F. Austin	0 3	91	H	Central Ark.	1 3	
				175	H	UTSA	0 3	106	A	Texas St.	0 3	
				276	H	A&M-Corpus Christi	0 3	182	A	Texas-Arlington	0 3	

Non-Div. I Games:

Southeastern La.

Average RPI Win:	96	WON-LOST	WINNING	LAST 10	STRENGTH OF	OPP. STRENGTH	TEAM	ADJ	CONF.	ADJ CONF.		
Average RPI Loss:	18	RECORD	PCT. RANK	GAMES	SCHEDULE	OF SCHEDULE	RPI	RPI	RPI	RPI		
DIV. I ONLY		21- 9	.7	61	7- 3	14	18	24	.63767	21	1	1
DIV. I NON-CONF.		11- 1	.91667	13	0- 0	82	107	22	.63811	25	2	2
<hr/>												
TOTALS	RPI 1-25	RPI 26-50		W-L RECORDS		RPI 51-100		RPI 101-150		RPI 150+		
21- 9	5- 7	0- 1		OVERALL		9- 1		3- 0		4- 0		
13- 2	4- 2	0- 0		HOME		5- 0		1- 0		3- 0		
5- 7	1- 5	0- 1		AWAY		2- 1		2- 0		0- 0		
3- 0	0- 0	0- 0		NEUTRAL		2- 0		0- 0		1- 0		
<hr/>												
11- 1	0- 0	0- 1		NON-CONFERENCE		4- 0		3- 0		4- 0		
6- 0	0- 0	0- 0		HOME		2- 0		1- 0		3- 0		
2- 1	0- 0	0- 1		AWAY		0- 0		2- 0		0- 0		
3- 0	0- 0	0- 0		NEUTRAL		2- 0		0- 0		1- 0		
<hr/>												
10- 8	5- 7	0- 0		CONFERENCE		5- 1		0- 0		0- 0		
7- 2	4- 2	0- 0		HOME		3- 0		0- 0		0- 0		
3- 6	1- 5	0- 0		AWAY		2- 1		0- 0		0- 0		
0- 0	0- 0	0- 0		NEUTRAL		0- 0		0- 0		0- 0		
<hr/>												
RPI	S	Opponent	Score	RPI	S	Opponent	Score	RPI	S	Opponent	Score	
5	A	Stanford	1 3	41	A	Michigan St.	2 3	54	N	Albany (NY)	3 0	
5	H	Stanford	0 3					55	A	Washington St.	0 3	
7	A	Washington	2 3					55	H	Washington St.	3 1	
7	H	Washington	3 2					67	H	UC Irvine	3 0	
9	A	UCLA	0 3					71	H	Pepperdine	3 0	
9	H	UCLA	2 3					73	A	Oregon St.	3 0	
10	A	California	1 3					73	H	Oregon St.	3 0	
10	H	California	3 2					75	N	North Carolina	3 0	
21	A	Oregon	3 0					87	A	Arizona St.	3 1	
21	H	Oregon	3 0					87	H	Arizona St.	3 1	
25	A	Arizona	1 3									
25	H	Arizona	3 1									
				LAST 10 GAMES								
				25	H	Arizona	3 1	7	H	Washington	3 2	
				87	H	Arizona St.	3 1	9	H	UCLA	2 3	
				73	A	Oregon St.	3 0	10	A	California	1 3	
				21	A	Oregon	3 0	5	A	Stanford	1 3	
				55	H	Washington St.	3 1	21	H	Oregon	3 0	

Non-Div. I Games:

Southern California

Average RPI Win:	198	WON-LOST RECORD	WINNING PCT. RANK	LAST 10 GAMES		STRENGTH OF SCHEDULE	OPP. STRENGTH OF SCHEDULE	TEAM RPI	ADJ RPI	CONF. RPI	ADJ CONF. RPI
DIV. I ONLY		18- 12	.6 109	4- 6		145	114	107	.52957	107	7 7
DIV. I NON-CONF.		11- 0	1 1	0- 0		236	231	59	.58721	60	10 10
<hr/>											
TOTALS	RPI 1-25	RPI 26-50		W-L RECORDS		RPI 51-100		RPI 101-150		RPI 150+	
18- 12	0- 2	0- 3		OVERALL		1- 5		5- 1		12- 1	
7- 5	0- 1	0- 1		HOME		1- 2		2- 1		4- 0	
7- 6	0- 1	0- 1		AWAY		0- 3		1- 0		6- 1	
4- 1	0- 0	0- 1		NEUTRAL		0- 0		2- 0		2- 0	
11- 0	0- 0	0- 0		NON-CONFERENCE		0- 0		4- 0		7- 0	
3- 0	0- 0	0- 0		HOME		0- 0		2- 0		1- 0	
4- 0	0- 0	0- 0		AWAY		0- 0		0- 0		4- 0	
4- 0	0- 0	0- 0		NEUTRAL		0- 0		2- 0		2- 0	
7- 12	0- 2	0- 3		CONFERENCE		1- 5		1- 1		5- 1	
4- 5	0- 1	0- 1		HOME		1- 2		0- 1		3- 0	
3- 6	0- 1	0- 1		AWAY		0- 3		1- 0		2- 1	
0- 1	0- 0	0- 1		NEUTRAL		0- 0		0- 0		0- 0	
<hr/>											
RPI S	Opponent	Score	RPI S	Opponent	Score	RPI S	Opponent	Score	RPI S	Opponent	Score
16 A	UNI	1 3	28 A	Wichita St.	0 3	52 A	Missouri St.	0 3	122 H	Valparaiso	3 2
16 H	UNI	1 3	28 H	Wichita St.	0 3	52 H	Missouri St.	3 2	130 H	UAB	3 1
			28 N	Wichita St.	1 3	83 A	Creighton	1 3	131 A	Illinois St.	3 0
						83 H	Creighton	1 3	131 H	Illinois St.	1 3
						100 A	Drake	2 3	132 N	Florida A&M	3 2
						100 H	Drake	1 3	145 N	Stephen F. Austin	3 0
									151 A	Evansville	2 3
									151 H	Evansville	3 1
									158 A	Northern Ill.	3 1
									183 H	Murray St.	3 2
									219 N	Ill.-Chicago	3 0
									229 A	Southeast Mo. St.	3 1
									242 A	Indiana St.	3 0
									242 H	Indiana St.	3 1
									263 N	Western Ill.	3 1
									278 A	Bradley	3 0
									278 H	Bradley	3 1
									304 A	Stetson	3 0
									304 A	Stetson	3 0
<hr/>											
LAST 10 GAMES											
		28 N	Wichita St.	1 3	28 H	Wichita St.	0 3				
		151 A	Evansville	2 3	131 A	Illinois St.	3 0				
		100 A	Drake	2 3	242 A	Indiana St.	3 0				
		83 A	Creighton	1 3	16 H	UNI	1 3				
		52 H	Missouri St.	3 2	278 H	Bradley	3 1				

Non-Div. I Games:

Southern Ill.

Average RPI Win:	328	WON-LOST	WINNING	LAST 10	STRENGTH OF	OPP. STRENGTH	TEAM	ADJ	CONF.	ADJ CONF.		
Average RPI Loss:	287	RECORD	PCT. RANK	GAMES	SCHEDULE	OF SCHEDULE	RPI	RPI	RPI	RPI		
DIV. I ONLY		6- 17	.26087 288	1- 7	327	329	323	.2517 322	32	32		
DIV. I NON-CONF.		0- 2	0 321	0- 0	330	278	330	.2025 330	32	32		
<hr/>												
TOTALS	RPI 1-25	RPI 26-50		W-L RECORDS		RPI 51-100		RPI 101-150		RPI 150+		
6- 17	0- 0	0- 0		OVERALL		0- 0		0- 0		6- 17		
2- 7	0- 0	0- 0		HOME		0- 0		0- 0		2- 7		
2- 6	0- 0	0- 0		AWAY		0- 0		0- 0		2- 6		
2- 4	0- 0	0- 0		NEUTRAL		0- 0		0- 0		2- 4		
<hr/>												
0- 2	0- 0	0- 0		NON-CONFERENCE		0- 0		0- 0		0- 2		
0- 1	0- 0	0- 0		HOME		0- 0		0- 0		0- 1		
0- 1	0- 0	0- 0		AWAY		0- 0		0- 0		0- 1		
0- 0	0- 0	0- 0		NEUTRAL		0- 0		0- 0		0- 0		
<hr/>												
6- 15	0- 0	0- 0		CONFERENCE		0- 0		0- 0		6- 15		
2- 6	0- 0	0- 0		HOME		0- 0		0- 0		2- 6		
2- 5	0- 0	0- 0		AWAY		0- 0		0- 0		2- 5		
2- 4	0- 0	0- 0		NEUTRAL		0- 0		0- 0		2- 4		
<hr/>												
RPI S	Opponent	Score	RPI S	Opponent	Score	RPI S	Opponent	Score	RPI S	Opponent	Score	
						237 N Alabama A&M					0	3
						237 N Alabama A&M					0	3
						258 A Grambling					2	3
						258 H Grambling					0	3
						265 H Southeastern La.					0	3
						289 A Jackson St.					0	3
						289 H Jackson St.					0	3
						289 H Jackson St.					0	3
						293 A Prairie View					0	3
						293 H Prairie View					1	3
						303 A Texas Southern					1	3
						303 H Texas Southern					1	3
						312 A Mississippi Val.					1	3
						312 H Mississippi Val.					2	3
						312 N Mississippi Val.					0	3
						312 N Mississippi Val.					1	3
						313 A Centenary (LA)					0	3
						327 N Alcorn St.					3	0
						328 A Alabama St.					3	2
						328 H Alabama St.					3	1
328 N Alabama St.					3	0						
			LAST 10 GAMES			329 A Ark.-Pine Bluff					3	0
						329 H Ark.-Pine Bluff					3	0
						289 A Jackson St.					0	3
						258 A Grambling					2	3
						303 A Texas Southern					1	3
						293 A Prairie View					0	3
312 N Mississippi Val.			0	3	313 A Centenary (LA)					0	3	
237 N Alabama A&M			0	3								
289 H Jackson St.			0	3								
329 A Ark.-Pine Bluff			3	0								
293 H Prairie View			1	3								

Non-Div. I Games:

Dillard

3 1

Dillard

3 2

Southern U.

Average RPI Win:		236	WON-LOST RECORD		WINNING PCT. RANK	LAST 10 GAMES	STRENGTH OF SCHEDULE		OPP. STRENGTH OF SCHEDULE	TEAM RPI	ADJ RPI	CONF. RPI	ADJ CONF. RPI
Average RPI Loss:		175											
DIV. I ONLY			9- 20		.31034 264	4- 6	209		262	268	.39734 266	21	22
DIV. I NON-CONF.			2- 9		.18182 295	0- 2	221		280	291	.36654 286	22	22
TOTALS		RPI 1-25	RPI 26-50		W-L RECORDS		RPI 51-100		RPI 101-150		RPI 150+		
9- 20	0- 0		0- 2		OVERALL		0- 0		1- 7		8- 11		
5- 5	0- 0		0- 1		HOME		0- 0		1- 2		4- 2		
2- 11	0- 0		0- 1		AWAY		0- 0		0- 4		2- 6		
2- 4	0- 0		0- 0		NEUTRAL		0- 0		0- 1		2- 3		
2- 9	0- 0		0- 0		NON-CONFERENCE		0- 0		0- 4		2- 5		
0- 1	0- 0		0- 0		HOME		0- 0		0- 1		0- 0		
0- 4	0- 0		0- 0		AWAY		0- 0		0- 2		0- 2		
2- 4	0- 0		0- 0		NEUTRAL		0- 0		0- 1		2- 3		
7- 11	0- 0		0- 2		CONFERENCE		0- 0		1- 3		6- 6		
5- 4	0- 0		0- 1		HOME		0- 0		1- 1		4- 2		
2- 7	0- 0		0- 1		AWAY		0- 0		0- 2		2- 4		
0- 0	0- 0		0- 0		NEUTRAL		0- 0		0- 0		0- 0		
RPI S	Opponent	Score	RPI S	Opponent	Score	RPI S	Opponent	Score	RPI S	Opponent	Score		
			46 A	North Dakota St.	0 3				127 A	IPFW	0 3		
			46 H	North Dakota St.	0 3				127 H	IPFW	3 1		
									129 A	Utah Valley	0 3		
									129 H	Utah Valley	0 3		
									134 A	IUPUI	0 3		
									134 H	IUPUI	2 3		
									143 N	West Virginia	0 3		
									146 A	Denver	0 3		
									154 A	Oakland	3 2		
									154 H	Oakland	2 3		
									162 A	Sam Houston St.	2 3		
									187 A	Oral Roberts	1 3		
									187 H	Oral Roberts	3 0		
									199 A	UMKC	0 3		
									199 H	UMKC	3 2		
									222 A	South Dakota St.	1 3		
									222 H	South Dakota St.	2 3		
									248 N	Air Force	2 3		
									260 A	Weber St.	1 3		
									263 A	Western Ill.	0 3		
									263 H	Western Ill.	3 1		
									273 N	La.-Lafayette	0 3		
									280 N	Delaware St.	3 0		
									281 N	Eastern Ill.	1 3		
									287 N	Tex.-Pan American	3 1		
									313 A	Centenary (LA)	3 1		
									313 H	Centenary (LA)	3 0		
LAST 10 GAMES													
260 A	Weber St.	1 3	46 A	North Dakota St.	0 3	222 A	South Dakota St.	1 3	199 A	UMKC	0 3		
127 A	IPFW	0 3	129 H	Utah Valley	0 3	263 H	Western Ill.	3 1					
154 A	Oakland	3 2											
313 H	Centenary (LA)	3 0											
187 H	Oral Roberts	3 0											

Non-Div. I Games:

Southern Utah

Average RPI Win: 317		WON-LOST	WINNING	LAST 10	STRENGTH OF		OPP. STRENGTH	TEAM	ADJ		CONF.	ADJ CONF.
Average RPI Loss: 268		RECORD	PCT. RANK	GAMES	SCHEDULE		OF SCHEDULE	RPI	RPI		RPI	RPI
DIV. I ONLY		4- 22	.15385 309	2- 8	321		321	324	.23675 323		30	30
DIV. I NON-CONF.		1- 9	.1 308	0- 0	319		328	325	.25849 325		30	30
TOTALS		RPI 1-25	RPI 26-50	W-L RECORDS	RPI 51-100		RPI 101-150	RPI 150+				
4- 22	0- 0	0- 0	OVERALL	0- 0	0- 0		0- 0	4- 22				
1- 12	0- 0	0- 0	HOME	0- 0	0- 0		0- 0	1- 12				
2- 9	0- 0	0- 0	AWAY	0- 0	0- 0		0- 0	2- 9				
1- 1	0- 0	0- 0	NEUTRAL	0- 0	0- 0		0- 0	1- 1				
1- 9	0- 0	0- 0	NON-CONFERENCE	0- 0	0- 0		0- 0	1- 9				
0- 5	0- 0	0- 0	HOME	0- 0	0- 0		0- 0	0- 5				
0- 3	0- 0	0- 0	AWAY	0- 0	0- 0		0- 0	0- 3				
1- 1	0- 0	0- 0	NEUTRAL	0- 0	0- 0		0- 0	1- 1				
3- 13	0- 0	0- 0	CONFERENCE	0- 0	0- 0		0- 0	3- 13				
1- 7	0- 0	0- 0	HOME	0- 0	0- 0		0- 0	1- 7				
2- 6	0- 0	0- 0	AWAY	0- 0	0- 0		0- 0	2- 6				
0- 0	0- 0	0- 0	NEUTRAL	0- 0	0- 0		0- 0	0- 0				
RPI S	Opponent	Score	RPI S	Opponent	Score	RPI S	Opponent	Score	RPI S	Opponent	Score	
									184 A	Long Island	0	3
									184 H	Long Island	0	3
									196 H	NJIT	0	3
									211 A	Sacred Heart	0	3
									211 H	Sacred Heart	0	3
									227 N	New Hampshire	0	3
									251 H	Lafayette	0	3
									268 A	Central Conn. St.	0	3
									268 H	Central Conn. St.	1	3
									271 A	Robert Morris	0	3
									271 H	Robert Morris	0	3
									274 A	Lehigh	0	3
									288 H	Bucknell	2	3
									297 A	St. Francis (PA)	3	2
									297 H	St. Francis (PA)	1	3
									299 A	Hartford	0	3
									305 A	Providence	0	3
									305 H	Providence	1	3
									311 H	St. Peter's	1	3
									318 A	Bryant	1	3
									318 H	Bryant	0	3
									320 A	Fairleigh Dickinson	3	1
									320 H	Fairleigh Dickinson	3	2
									321 A	Quinnipiac	0	3
									321 H	Quinnipiac	2	3
									330 N	Coppin St.	3	0
LAST 10 GAMES												
			268 H	Central Conn. St.	1	3	320 A	Fairleigh Dickinson	3	1		
			318 H	Bryant	0	3	271 H	Robert Morris	0	3		
			297 A	St. Francis (PA)	3	2	297 H	St. Francis (PA)	1	3		
			271 A	Robert Morris	0	3	318 A	Bryant	1	3		
			211 A	Sacred Heart	0	3	268 A	Central Conn. St.	0	3		

Non-Div. I Games:

St. Francis (NY)

Average RPI Win:	227	WON-LOST RECORD	WINNING PCT. RANK	LAST 10 GAMES	STRENGTH OF SCHEDULE	OPP. STRENGTH OF SCHEDULE	TEAM RPI	ADJ RPI	CONF. RPI	ADJ CONF. RPI	
Average RPI Loss:	120										
DIV. I ONLY	9- 21	.3	267	1- 9	179	129	239	.42474	240	8	9
DIV. I NON-CONF.	7- 9	.4375	202	0- 0	210	201	215	.44393	220	8	8
<hr/>											
TOTALS	RPI 1-25	RPI 26-50		W-L RECORDS	RPI 51-100		RPI 101-150		RPI 150+		
9- 21	0- 1	0- 2		OVERALL	0- 6		1- 4		8- 8		
6- 6	0- 1	0- 0		HOME	0- 3		1- 1		5- 1		
3- 9	0- 0	0- 2		AWAY	0- 2		0- 2		3- 3		
0- 6	0- 0	0- 0		NEUTRAL	0- 1		0- 1		0- 4		
<hr/>											
7- 9	0- 0	0- 0		NON-CONFERENCE	0- 2		0- 2		7- 5		
4- 1	0- 0	0- 0		HOME	0- 0		0- 0		4- 1		
3- 2	0- 0	0- 0		AWAY	0- 1		0- 1		3- 0		
0- 6	0- 0	0- 0		NEUTRAL	0- 1		0- 1		0- 4		
<hr/>											
2- 12	0- 1	0- 2		CONFERENCE	0- 4		1- 2		1- 3		
2- 5	0- 1	0- 0		HOME	0- 3		1- 1		1- 0		
0- 7	0- 0	0- 2		AWAY	0- 1		0- 1		0- 3		
0- 0	0- 0	0- 0		NEUTRAL	0- 0		0- 0		0- 0		
<hr/>											
RPI S	Opponent	Score	RPI S	Opponent	Score	RPI S	Opponent	Score	RPI S	Opponent	Score
20 H	Notre Dame	0 3	38 A	Louisville	0 3	51 H	Pittsburgh	0 3	102 A	Miami (OH)	0 3
			43 A	Cincinnati	0 3	68 A	South Fla.	0 3	117 A	Villanova	2 3
						69 A	VCU	1 3	126 H	Connecticut	2 3
						82 H	Marquette	0 3	128 N	Pacific	0 3
						88 N	Temple	0 3	143 H	West Virginia	3 1
						89 H	Syracuse	1 3	155 A	Georgetown	0 3
									159 N	Buffalo	0 3
									179 N	Troy	1 3
									184 H	Long Island	3 2
									185 N	Colgate	1 3
									186 A	Seton Hall	0 3
									191 H	Boston College	1 3
									194 H	Siena	3 2
									206 A	Hofstra	3 1
									210 A	Rutgers	2 3
									215 H	Fordham	3 1
									236 A	Stony Brook	3 1
									239 N	East Carolina	1 3
									269 H	DePaul	3 1
									275 A	Cornell	3 0
									321 H	Quinnipiac	3 0
<hr/>											
			LAST 10 GAMES								
			43 A	Cincinnati	0 3	51 H	Pittsburgh	0 3			
			38 A	Louisville	0 3	68 A	South Fla.	0 3			
			210 A	Rutgers	2 3	126 H	Connecticut	2 3			
			186 A	Seton Hall	0 3	117 A	Villanova	2 3			
			143 H	West Virginia	3 1	82 H	Marquette	0 3			

Non-Div. I Games:

St. John's (NY)

Average RPI Win:	136	WON-LOST RECORD	WINNING PCT. RANK	LAST 10 GAMES	STRENGTH OF SCHEDULE	OPP. STRENGTH OF SCHEDULE	TEAM RPI	ADJ RPI	CONF. RPI	ADJ CONF. RPI		
DIV. I ONLY		24- 7	.77419	33	9- 1	27	47	21	.63613	24	12	12
DIV. I NON-CONF.		9- 5	.64286	101	2- 0	20	7	33	.62914	33	11	13
<hr/>												
TOTALS	RPI 1-25	RPI 26-50		W-L RECORDS		RPI 51-100		RPI 101-150		RPI 150+		
24- 7	1- 6	1- 1		OVERALL		8- 0		5- 0		9- 0		
14- 1	0- 1	1- 0		HOME		4- 0		3- 0		6- 0		
7- 4	0- 4	0- 0		AWAY		3- 0		1- 0		3- 0		
3- 2	1- 1	0- 1		NEUTRAL		1- 0		1- 0		0- 0		
<hr/>												
9- 5	1- 4	1- 1		NON-CONFERENCE		2- 0		3- 0		2- 0		
6- 1	0- 1	1- 0		HOME		1- 0		2- 0		2- 0		
1- 2	0- 2	0- 0		AWAY		1- 0		0- 0		0- 0		
2- 2	1- 1	0- 1		NEUTRAL		0- 0		1- 0		0- 0		
<hr/>												
15- 2	0- 2	0- 0		CONFERENCE		6- 0		2- 0		7- 0		
8- 0	0- 0	0- 0		HOME		3- 0		1- 0		4- 0		
6- 2	0- 2	0- 0		AWAY		2- 0		1- 0		3- 0		
1- 0	0- 0	0- 0		NEUTRAL		1- 0		0- 0		0- 0		
<hr/>												
RPI S	Opponent	Score		RPI S	Opponent	Score		RPI S	Opponent	Score		
1 N	Texas	0	3	31 H	Middle Tenn.	3	1	53 A	Xavier	3	0	
2 H	Penn St.	0	3	43 N	Cincinnati	0	3	53 H	Xavier	3	0	
4 A	Illinois	1	3					53 N	Xavier	3	0	
10 N	California	3	0					83 A	Creighton	3	0	
18 A	Hawaii	1	3					86 H	George Washington	3	0	
19 A	Dayton	2	3					88 A	Temple	3	1	
19 A	Dayton	2	3					88 H	Temple	3	1	
								93 H	UC Davis	3	0	

Non-Div. I Games:

St. Louis

Average RPI Win:	140	WON-LOST RECORD	WINNING PCT. RANK	LAST 10 GAMES	STRENGTH OF SCHEDULE	OPP. STRENGTH OF SCHEDULE	TEAM RPI	ADJ RPI	CONF. RPI	ADJ CONF. RPI		
Average RPI Loss:	21											
DIV. I ONLY		22- 4	.84615	14	10- 0	137	43	35	.60746	36	9	8
DIV. I NON-CONF.		9- 3	.75	54	1- 0	126	14	61	.58833	58	7	7
<hr/>												
TOTALS	RPI 1-25	RPI 26-50		W-L RECORDS		RPI 51-100		RPI 101-150		RPI 150+		
22- 4	0- 3	1- 0		OVERALL		6- 1		6- 0		9- 0		
13- 0	0- 0	1- 0		HOME		4- 0		3- 0		5- 0		
8- 3	0- 2	0- 0		AWAY		2- 1		2- 0		4- 0		
1- 1	0- 1	0- 0		NEUTRAL		0- 0		1- 0		0- 0		
<hr/>												
9- 3	0- 3	1- 0		NON-CONFERENCE		1- 0		4- 0		3- 0		
6- 0	0- 0	1- 0		HOME		1- 0		2- 0		2- 0		
2- 2	0- 2	0- 0		AWAY		0- 0		1- 0		1- 0		
1- 1	0- 1	0- 0		NEUTRAL		0- 0		1- 0		0- 0		
<hr/>												
13- 1	0- 0	0- 0		CONFERENCE		5- 1		2- 0		6- 0		
7- 0	0- 0	0- 0		HOME		3- 0		1- 0		3- 0		
6- 1	0- 0	0- 0		AWAY		2- 1		1- 0		3- 0		
0- 0	0- 0	0- 0		NEUTRAL		0- 0		0- 0		0- 0		
<hr/>												
RPI S	Opponent	Score	RPI S	Opponent	Score	RPI S	Opponent	Score	RPI S	Opponent	Score	
5 A	Stanford	1 3	40 H	Texas A&M	3 1	59 A	San Diego	1 3	103 A	San Diego St.	3 1	
10 A	California	1 3				59 H	San Diego	3 2	103 H	San Diego St.	3 1	
10 N	California	1 3				71 A	Pepperdine	3 0	115 A	San Francisco	3 1	
						71 H	Pepperdine	3 2	115 H	San Francisco	3 0	
						95 A	Santa Clara	3 1	116 H	Eastern Wash.	3 0	
						95 H	Santa Clara	3 2	126 N	Connecticut	3 1	
						96 H	BYU	3 0	157 A	Loyola Marymount	3 0	
									157 H	Loyola Marymount	3 0	
									168 A	Gonzaga	3 1	
									168 H	Gonzaga	3 0	
									223 A	Nevada	3 0	
									228 A	Portland	3 1	
									228 H	Portland	3 0	
									256 H	Cal St. Bakersfield	3 0	
									283 H	San Jose St.	3 0	
<hr/>												
LAST 10 GAMES												
			96 H	BYU	3 0	115 A	San Francisco	3 1				
			228 H	Portland	3 0	71 H	Pepperdine	3 2				
			168 H	Gonzaga	3 0	157 H	Loyola Marymount	3 0				
			59 H	San Diego	3 2	168 A	Gonzaga	3 1				
			95 A	Santa Clara	3 1	228 A	Portland	3 1				

Non-Div. I Games:

St. Mary's (CA)

Average RPI Win: Average RPI Loss:	284 227	WON-LOST RECORD	WINNING PCT. RANK	LAST 10 GAMES	STRENGTH OF SCHEDULE	OPP. STRENGTH OF SCHEDULE	TEAM RPI	ADJ RPI	CONF. RPI	ADJ CONF. RPI		
DIV. I ONLY		8- 22	.26667	283	2- 8	301	292	305	.30784	311	28	28
DIV. I NON-CONF.		3- 9	.25	272	0- 1	315	308	314	.31215	310	27	27
<hr/>												
TOTALS	RPI 1-25	RPI 26-50			W-L RECORDS		RPI 51-100		RPI 101-150		RPI 150+	
8- 22	0- 0	0- 0			OVERALL		0- 0		1- 3		7- 19	
3- 7	0- 0	0- 0			HOME		0- 0		1- 1		2- 6	
5- 9	0- 0	0- 0			AWAY		0- 0		0- 2		5- 7	
0- 6	0- 0	0- 0			NEUTRAL		0- 0		0- 0		0- 6	
<hr/>												
3- 9	0- 0	0- 0			NON-CONFERENCE		0- 0		0- 0		3- 9	
0- 1	0- 0	0- 0			HOME		0- 0		0- 0		0- 1	
3- 2	0- 0	0- 0			AWAY		0- 0		0- 0		3- 2	
0- 6	0- 0	0- 0			NEUTRAL		0- 0		0- 0		0- 6	
<hr/>												
5- 13	0- 0	0- 0			CONFERENCE		0- 0		1- 3		4- 10	
3- 6	0- 0	0- 0			HOME		0- 0		1- 1		2- 5	
2- 7	0- 0	0- 0			AWAY		0- 0		0- 2		2- 5	
0- 0	0- 0	0- 0			NEUTRAL		0- 0		0- 0		0- 0	
<hr/>												
RPI S	Opponent	Score	RPI S	Opponent	Score	RPI S	Opponent	Score	RPI S	Opponent	Score	
									144 A	Fairfield	0	3
									144 H	Fairfield	1	3
									150 A	Niagara	0	3
									150 H	Niagara	3	0
									151 N	Evansville	0	3
									172 N	Kent St.	0	3
									194 A	Siena	0	3
									194 H	Siena	1	3
									196 N	NJIT	0	3
									204 A	Wright St.	0	3
									209 A	Marist	0	3
									209 H	Marist	1	3
									246 A	Loyola (MD)	2	3
									246 H	Loyola (MD)	0	3
									251 A	Lafayette	3	1
									253 A	Iona	0	3
									253 H	Iona	0	3
									279 A	Canisius	1	3
									279 H	Canisius	1	3
									280 N	Delaware St.	0	3
287 H	Tex.-Pan American	0	3									
			LAST 10 GAMES						288 N	Bucknell	0	3
									296 A	Manhattan	3	0
									296 H	Manhattan	3	2
									298 A	La Salle	2	3
									317 A	Rider	3	0
									317 H	Rider	3	0
									246 A	Loyola (MD)	2	3
194 H	Siena	1	3									
144 H	Fairfield	1	3									
317 A	Rider	3	0									
194 A	Siena	0	3									
253 H	Iona	0	3									
287 H	Tex.-Pan American	0	3									
209 H	Marist	1	3									
296 A	Manhattan	3	0									
279 A	Canisius	1	3									

Non-Div. I Games:

St. Peter's

RPI	S	Opponent	Score	
320	A	Fairleigh Dickinson	3	1
320	N	Fairleigh Dickinson	2	3
323	A	St. Francis (NY)	3	1

St. Peter's

S
t
.
P
e
t
e
r
's

S
t
.
P
e
t
e
r
's

Average RPI Win: 76		WON-LOST RECORD		WINNING PCT. RANK		LAST 10 GAMES		STRENGTH OF SCHEDULE		OPP. STRENGTH OF SCHEDULE		TEAM RPI		ADJ RPI		CONF. RPI		ADJ CONF. RPI					
DIV. I ONLY		21- 7		.75 38		8- 2		3		9		6		.67765 5		1		1					
DIV. I NON-CONF.		7- 3		.7 78		0- 0		46		43		43		.61492 42		2		2					
TOTALS		RPI 1-25		RPI 26-50		W-L RECORDS		RPI 51-100		RPI 101-150		RPI 150+											
21- 7		9- 7		1- 0		OVERALL		6- 0		2- 0		3- 0											
10- 1		5- 1		1- 0		HOME		3- 0		1- 0		0- 0											
6- 5		3- 5		0- 0		AWAY		3- 0		0- 0		0- 0											
5- 1		1- 1		0- 0		NEUTRAL		0- 0		1- 0		3- 0											
7- 3		1- 3		1- 0		NON-CONFERENCE		0- 0		2- 0		3- 0											
2- 0		0- 0		1- 0		HOME		0- 0		1- 0		0- 0											
0- 2		0- 2		0- 0		AWAY		0- 0		0- 0		0- 0											
5- 1		1- 1		0- 0		NEUTRAL		0- 0		1- 0		3- 0											
14- 4		8- 4		0- 0		CONFERENCE		6- 0		0- 0		0- 0											
8- 1		5- 1		0- 0		HOME		3- 0		0- 0		0- 0											
6- 3		3- 3		0- 0		AWAY		3- 0		0- 0		0- 0											
0- 0		0- 0		0- 0		NEUTRAL		0- 0		0- 0		0- 0											
RPI	S	Opponent		Score		RPI	S	Opponent		Score		RPI	S	Opponent		Score							
7	A	Washington		0 3		36	H	St. Mary's (CA)		3 1		55	A	Washington St.		3 0							
7	H	Washington		3 2								55	H	Washington St.		3 1							
9	A	UCLA		3 1								73	A	Oregon St.		3 1							
9	H	UCLA		2 3								73	H	Oregon St.		3 0							
10	A	California		2 3								87	A	Arizona St.		3 0							
10	H	California		3 2								87	H	Arizona St.		3 0							
13	N	LSU		3 2																			
14	N	Florida		2 3																			
18	A	Hawaii		0 3																			
20	A	Notre Dame		0 3																			
21	A	Oregon		2 3																			
21	A	Southern California		3 0																			
21	H	Southern California		3 1																			
21	H	Oregon		3 0																			
25	A	Arizona		3 2																			
25	H	Arizona		3 0																			
LAST 10 GAMES																							
10 H California						3 2						55 A Washington St.						3 0					
87 A Arizona St.						3 0						7 A Washington						0 3					
25 A Arizona						3 2						9 H UCLA						2 3					
73 H Oregon St.						3 0						21 H Southern California						3 1					
21 H Oregon						3 0						25 H Arizona						3 0					

Non-Div. I Games:

Stanford

Average RPI Win:	225	WON-LOST RECORD	WINNING PCT. RANK	LAST 10 GAMES		STRENGTH OF SCHEDULE	OPP. STRENGTH OF SCHEDULE	TEAM RPI	ADJ RPI	CONF. RPI	ADJ CONF. RPI
Average RPI Loss:	115										
DIV. I ONLY		24- 13	.64865 84	7- 3		257	170	147	.49778 145	23	20
DIV. I NON-CONF.		10- 7	.58824 132	0- 0		261	101	180	.47692 179	21	21
<hr/>											
TOTALS	RPI 1-25	RPI 26-50		W-L RECORDS		RPI 51-100		RPI 101-150		RPI 150+	
24- 13	0- 0	0- 1		OVERALL		0- 5		1- 3		23- 4	
11- 3	0- 0	0- 1		HOME		0- 1		1- 1		10- 0	
6- 7	0- 0	0- 0		AWAY		0- 3		0- 0		6- 4	
7- 3	0- 0	0- 0		NEUTRAL		0- 1		0- 2		7- 0	
10- 7	0- 0	0- 1		NON-CONFERENCE		0- 3		1- 1		9- 2	
4- 1	0- 0	0- 1		HOME		0- 0		1- 0		3- 0	
0- 4	0- 0	0- 0		AWAY		0- 2		0- 0		0- 2	
6- 2	0- 0	0- 0		NEUTRAL		0- 1		0- 1		6- 0	
14- 6	0- 0	0- 0		CONFERENCE		0- 2		0- 2		14- 2	
7- 2	0- 0	0- 0		HOME		0- 1		0- 1		7- 0	
6- 3	0- 0	0- 0		AWAY		0- 1		0- 0		6- 2	
1- 1	0- 0	0- 0		NEUTRAL		0- 0		0- 1		1- 0	
<hr/>											
RPI	S	Opponent	Score	RPI	S	Opponent	Score	RPI	S	Opponent	Score
				35	H	Tulane	2 3	52	A	Missouri St.	1 3
								62	A	Tulsa	2 3
								91	A	Central Ark.	0 3
								91	H	Central Ark.	2 3
								93	N	UC Davis	0 3
								102	H	Miami (OH)	3 1
								106	H	Texas St.	0 3
								106	N	Texas St.	1 3
								107	N	Southern Ill.	0 3
								158	A	Northern Ill.	0 3
								162	A	Sam Houston St.	2 3
								168	N	Gonzaga	3 1
								171	A	Lamar	3 0
								175	A	UTSA	3 1
								175	H	UTSA	3 2
								182	H	Texas-Arlington	3 0
								188	N	Mississippi St.	3 1
								189	H	Houston	3 0
								198	A	McNeese St.	3 1
								198	H	McNeese St.	3 1
								200	A	North Texas	2 3
								207	N	Texas Tech	3 1
								219	N	Ill.-Chicago	3 0
								230	A	Nicholls St.	2 3
								230	H	Nicholls St.	3 0
								230	N	Nicholls St.	3 1
								238	N	Memphis	3 0
								263	N	Western Ill.	3 1
								265	A	Southeastern La.	3 1
								265	H	Southeastern La.	3 0
								273	H	La.-Lafayette	3 0
								276	A	A&M-Corpus Christi	3 0
<hr/>											
				LAST 10 GAMES							
				106	N	Texas St.	1 3	198	H	McNeese St.	3 1
				230	N	Nicholls St.	3 1	91	A	Central Ark.	0 3
				175	A	UTSA	3 1	290	A	Northwestern St.	3 1
				230	H	Nicholls St.	3 0	182	H	Texas-Arlington	3 0
				265	H	Southeastern La.	3 0	106	H	Texas St.	0 3

Non-Div. I Games:

Stephen F. Austin

RPI	S	Opponent	Score	
276	H	A&M-Corpus Christi	3	0
290	A	Northwestern St.	3	1
290	H	Northwestern St.	3	0
327	H	Alcorn St.	3	0

Stephen F. Austin

S
t
e
p
h
e
n
F
.
A
u
s
t
i
n

S
t
e
p
h
e
n
F
.
A
u
s
t
i
n

Average RPI Win:	286	WON-LOST	WINNING	LAST 10	STRENGTH OF	OPP. STRENGTH	TEAM	ADJ	CONF.	ADJ CONF.		
Average RPI Loss:	173	RECORD	PCT. RANK	GAMES	SCHEDULE	OF SCHEDULE	RPI	RPI	RPI	RPI		
DIV. I ONLY		1- 27	.03571	324	0- 10	191	241	307	.31764	304	20	18
DIV. I NON-CONF.		1- 7	.125	303	0- 1	132	272	280	.38995	278	20	19
<hr/>												
TOTALS	RPI 1-25	RPI 26-50		W-L RECORDS		RPI 51-100		RPI 101-150		RPI 150+		
1- 27	0- 0	0- 2		OVERALL		0- 0		0- 10		1- 15		
1- 13	0- 0	0- 1		HOME		0- 0		0- 6		1- 6		
0- 12	0- 0	0- 1		AWAY		0- 0		0- 4		0- 7		
0- 2	0- 0	0- 0		NEUTRAL		0- 0		0- 0		0- 2		
<hr/>												
1- 7	0- 0	0- 0		NON-CONFERENCE		0- 0		0- 4		1- 3		
1- 3	0- 0	0- 0		HOME		0- 0		0- 3		1- 0		
0- 2	0- 0	0- 0		AWAY		0- 0		0- 1		0- 1		
0- 2	0- 0	0- 0		NEUTRAL		0- 0		0- 0		0- 2		
<hr/>												
0- 20	0- 0	0- 2		CONFERENCE		0- 0		0- 6		0- 12		
0- 10	0- 0	0- 1		HOME		0- 0		0- 3		0- 6		
0- 10	0- 0	0- 1		AWAY		0- 0		0- 3		0- 6		
0- 0	0- 0	0- 0		NEUTRAL		0- 0		0- 0		0- 0		
<hr/>												
RPI S	Opponent	Score	RPI S	Opponent	Score	RPI S	Opponent	Score	RPI S	Opponent	Score	
			34 A	Lipscomb	0 3				107 H	Southern Ill.	0 3	
			34 H	Lipscomb	0 3				107 H	Southern Ill.	0 3	
									114 A	Belmont	1 3	
									114 H	Belmont	0 3	
									119 A	Fla. Gulf Coast	1 3	
									119 H	Fla. Gulf Coast	0 3	
									121 A	Ga. Southern	0 3	
									123 A	Jacksonville	0 3	
									123 H	Jacksonville	0 3	
									132 H	Florida A&M	0 3	
									164 A	Kennesaw St.	0 3	
									164 H	Kennesaw St.	1 3	
									179 N	Troy	1 3	
									202 A	Mercer	0 3	
									202 H	Mercer	1 3	
									208 A	Campbell	0 3	
									208 H	Campbell	0 3	
									224 N	Presbyterian	2 3	
									243 A	East Tenn. St.	0 3	
									243 H	East Tenn. St.	0 3	
									264 A	North Fla.	2 3	
									264 H	North Fla.	0 3	
			LAST 10 GAMES						284 A	S.C. Upstate	1 3	
			284 H	S.C. Upstate	0 3		208 H	Campbell	0 3	284 H	S.C. Upstate	0 3
			286 A	Bethune-Cookman	0 3		34 A	Lipscomb	0 3	286 A	Bethune-Cookman	0 3
			164 A	Kennesaw St.	0 3		114 A	Belmont	1 3	286 H	Bethune-Cookman	3 1
			202 A	Mercer	0 3		264 H	North Fla.	0 3			
			243 H	East Tenn. St.	0 3		123 H	Jacksonville	0 3			

Non-Div. I Games:

Stetson

Average RPI Win: 247		WON-LOST RECORD		WINNING PCT. RANK		LAST 10 GAMES		STRENGTH OF SCHEDULE		OPP. STRENGTH OF SCHEDULE		TEAM RPI		ADJ RPI		CONF. RPI		ADJ CONF. RPI	
DIV. I ONLY		13- 13		.5 156		5- 5		281		237		229		.42876 236		22		23	
DIV. I NON-CONF.		8- 8		.5 171		0- 0		279		250		246		.41941 254		19		20	
TOTALS		RPI 1-25		RPI 26-50		W-L RECORDS		RPI 51-100		RPI 101-150		RPI 150+							
13- 13		0- 0		0- 0		OVERALL		0- 2		0- 2		13- 9							
4- 2		0- 0		0- 0		HOME		0- 1		0- 0		4- 1							
5- 7		0- 0		0- 0		AWAY		0- 1		0- 0		5- 6							
4- 4		0- 0		0- 0		NEUTRAL		0- 0		0- 2		4- 2							
8- 8		0- 0		0- 0		NON-CONFERENCE		0- 0		0- 2		8- 6							
0- 1		0- 0		0- 0		HOME		0- 0		0- 0		0- 1							
4- 3		0- 0		0- 0		AWAY		0- 0		0- 0		4- 3							
4- 4		0- 0		0- 0		NEUTRAL		0- 0		0- 2		4- 2							
5- 5		0- 0		0- 0		CONFERENCE		0- 2		0- 0		5- 3							
4- 1		0- 0		0- 0		HOME		0- 1		0- 0		4- 0							
1- 4		0- 0		0- 0		AWAY		0- 1		0- 0		1- 3							
0- 0		0- 0		0- 0		NEUTRAL		0- 0		0- 0		0- 0							
RPI	S	Opponent	Score	RPI	S	Opponent	Score	RPI	S	Opponent	Score	RPI	S	Opponent	Score				
								54	A	Albany (NY)	0 3	117	N	Villanova	2 3				
								54	H	Albany (NY)	0 3	138	N	Toledo	2 3				
												163	A	UMBC	0 3				
												163	H	UMBC	3 0				
												174	A	Maryland	2 3				
												176	A	Harvard	1 3				
												177	A	Binghamton	0 3				
												177	H	Binghamton	3 0				
												184	A	Long Island	3 0				
												185	N	Colgate	3 0				
												206	A	Hofstra	2 3				
												209	N	Marist	3 0				
												227	A	New Hampshire	2 3				
												227	H	New Hampshire	3 2				
												240	H	St. John's (NY)	1 3				
												247	A	Columbia	3 1				
												252	N	Youngstown St.	0 3				
												253	N	Iona	2 3				
												294	A	Brown	3 2				
												296	A	Manhattan	3 0				
												299	A	Hartford	3 0				
												299	H	Hartford	3 1				
												315	N	Holy Cross	3 2				
												321	N	Quinnipiac	3 0				
				LAST 10 GAMES															
								227	A	New Hampshire	2 3	163	A	UMBC	0 3				
								54	H	Albany (NY)	0 3	177	A	Binghamton	0 3				
								177	H	Binghamton	3 0	54	A	Albany (NY)	0 3				
								299	H	Hartford	3 1	227	H	New Hampshire	3 2				
								163	H	UMBC	3 0	299	A	Hartford	3 0				

Non-Div. I Games:

Stony Brook

Average RPI Win:	187	WON-LOST RECORD	WINNING PCT. RANK	LAST 10 GAMES	STRENGTH OF SCHEDULE	OPP. STRENGTH OF SCHEDULE	TEAM RPI	ADJ RPI	CONF. RPI	ADJ CONF. RPI		
Average RPI Loss:	76											
DIV. I ONLY		21- 11	.65625	79	4- 6	108	130	84	.54949	89	8	9
DIV. I NON-CONF.		12- 5	.70588	77	1- 1	127	207	92	.5509	94	8	8
<hr/>												
TOTALS	RPI 1-25	RPI 26-50		W-L RECORDS		RPI 51-100		RPI 101-150		RPI 150+		
21- 11	0- 1	0- 4		OVERALL		1- 3		5- 2		15- 1		
11- 1	0- 1	0- 0		HOME		1- 0		1- 0		9- 0		
7- 8	0- 0	0- 3		AWAY		0- 3		3- 1		4- 1		
3- 2	0- 0	0- 1		NEUTRAL		0- 0		1- 1		2- 0		
<hr/>												
12- 5	0- 0	0- 1		NON-CONFERENCE		0- 1		2- 2		10- 1		
5- 0	0- 0	0- 0		HOME		0- 0		0- 0		5- 0		
4- 3	0- 0	0- 0		AWAY		0- 1		1- 1		3- 1		
3- 2	0- 0	0- 1		NEUTRAL		0- 0		1- 1		2- 0		
<hr/>												
9- 6	0- 1	0- 3		CONFERENCE		1- 2		3- 0		5- 0		
6- 1	0- 1	0- 0		HOME		1- 0		1- 0		4- 0		
3- 5	0- 0	0- 3		AWAY		0- 2		2- 0		1- 0		
0- 0	0- 0	0- 0		NEUTRAL		0- 0		0- 0		0- 0		
<hr/>												
RPI	S	Opponent	Score	RPI	S	Opponent	Score	RPI	S	Opponent	Score	
20	H	Notre Dame	1 3	38	A	Louisville	1 3	51	A	Pittsburgh	0 3	
				38	A	Louisville	0 3	68	H	South Fla.	3 1	
				41	N	Michigan St.	2 3	74	A	SMU	1 3	
				43	A	Cincinnati	1 3	82	A	Marquette	1 3	
										106	N Texas St.	1 3
										109	N William & Mary	3 1
										110	A Cleveland St.	2 3
										117	H Villanova	3 0
										126	A Connecticut	3 1
										143	A West Virginia	3 0
										150	A Niagara	3 2
										155	H Georgetown	3 1
										159	A Buffalo	3 2
										177	A Binghamton	3 0
										185	H Colgate	3 0
										186	H Seton Hall	3 1
										194	H Siena	3 0
										205	A Rhode Island	3 1
										210	H Rutgers	3 0
										214	H Sacramento St.	3 2
										227	H New Hampshire	3 0
										227	N New Hampshire	3 0
										233	A Green Bay	1 3
										240	A St. John's (NY)	3 1
										269	H DePaul	3 0
										275	H Cornell	3 0
										294	N Brown	3 0
<hr/>												
LAST 10 GAMES												
				38	A	Louisville	0 3	43	A	Cincinnati	1 3	
				117	H	Villanova	3 0	38	A	Louisville	1 3	
				177	A	Binghamton	3 0	233	A	Green Bay	1 3	
				20	H	Notre Dame	1 3	82	A	Marquette	1 3	
				269	H	DePaul	3 0	155	H	Georgetown	3 1	

Non-Div. I Games:

Syracuse

T
C
U

TCU			Through Games Of Saturday, Nov. 28 [all matches]									
Average RPI Win:	144	WON-LOST RECORD	WINNING PCT. RANK	LAST 10 GAMES	STRENGTH OF SCHEDULE	OPP. STRENGTH OF SCHEDULE	TEAM RPI	ADJ RPI	CONF. RPI	ADJ CONF. RPI		
Average RPI Loss:	89											
DIV. I ONLY		26- 6	.8125 24	9- 1	82	106	34	.60553 37	6	6		
DIV. I NON-CONF.		13- 3	.8125 38	2- 0	72	167	42	.60667 44	6	6		
<hr/>												
TOTALS		RPI 1-25	RPI 26-50		W-L RECORDS		RPI 51-100		RPI 101-150		RPI 150+	
26- 6	1- 1		3- 1	OVERALL			5- 2		6- 0	11- 2		
11- 2	1- 0		1- 1	HOME			3- 0		2- 0	4- 1		
9- 4	0- 1		2- 0	AWAY			1- 2		2- 0	4- 1		
6- 0	0- 0		0- 0	NEUTRAL			1- 0		2- 0	3- 0		
<hr/>												
13- 3	0- 0		1- 1	NON-CONFERENCE			2- 1		4- 0	6- 1		
3- 2	0- 0		0- 1	HOME			1- 0		1- 0	1- 1		
4- 1	0- 0		1- 0	AWAY			0- 1		1- 0	2- 0		
6- 0	0- 0		0- 0	NEUTRAL			1- 0		2- 0	3- 0		
<hr/>												
13- 3	1- 1		2- 0	CONFERENCE			3- 1		2- 0	5- 1		
8- 0	1- 0		1- 0	HOME			2- 0		1- 0	3- 0		
5- 3	0- 1		1- 0	AWAY			1- 1		1- 0	2- 1		
0- 0	0- 0		0- 0	NEUTRAL			0- 0		0- 0	0- 0		
<hr/>												
RPI S	Opponent	Score	RPI S	Opponent	Score	RPI S	Opponent	Score	RPI S	Opponent	Score	
23 A	Colorado St.	0 3	33 H	Baylor	2 3	62 H	Tulsa	3 1	103 A	San Diego St.	3 1	
23 H	Colorado St.	3 0	39 A	Long Beach St.	3 1	67 N	UC Irvine	3 1	103 H	San Diego St.	3 1	
			44 A	New Mexico	3 1	74 A	SMU	2 3	126 A	Connecticut	3 2	
			44 H	New Mexico	3 2	81 A	Utah	1 3	137 H	Arkansas	3 2	
						81 H	Utah	3 1	143 N	West Virginia	3 0	
						96 A	BYU	3 0	148 N	Arkansas St.	3 1	
						96 H	BYU	3 0	157 H	Loyola Marymount	1 3	
									166 A	UNLV	0 3	
									166 H	UNLV	3 0	
									182 A	Texas-Arlington	3 0	
									184 N	Long Island	3 0	
									193 A	Akron	3 0	
									218 A	Wyoming	3 0	
									218 H	Wyoming	3 0	
									227 N	New Hampshire	3 1	
									248 A	Air Force	3 1	
									248 H	Air Force	3 0	
									258 H	Grambling	3 0	
									297 N	St. Francis (PA)	3 1	
<hr/>												
LAST 10 GAMES												
			67 N	UC Irvine	3 1	96 H	BYU	3 0				
			39 A	Long Beach St.	3 1	248 A	Air Force	3 1				
			44 H	New Mexico	3 2	103 A	San Diego St.	3 1				
			166 A	UNLV	0 3	218 H	Wyoming	3 0				
			81 H	Utah	3 1	23 H	Colorado St.	3 0				

T
C
U

Non-Div. I Games:

TCU

Average RPI Win: 202		WON-LOST	WINNING	LAST 10	STRENGTH OF	OPP. STRENGTH	TEAM	ADJ	CONF.	ADJ CONF.									
Average RPI Loss: 51		RECORD	PCT. RANK	GAMES	SCHEDULE	OF SCHEDULE	RPI	RPI	RPI	RPI									
DIV. I ONLY		14- 12	.53846	140	5- 5	50	92	88	.5509	88	12	12							
DIV. I NON-CONF.		3- 5	.375	226	0- 0	28	95	105	.5349	104	11	13							
<hr/>																			
TOTALS		RPI 1-25	RPI 26-50		W-L RECORDS	RPI 51-100		RPI 101-150		RPI 150+									
14- 12		0- 7	0- 0		OVERALL	2- 4		3- 0		9- 1									
5- 3		0- 3	0- 0		HOME	1- 0		1- 0		3- 0									
4- 8		0- 4	0- 0		AWAY	0- 4		1- 0		3- 0									
5- 1		0- 0	0- 0		NEUTRAL	1- 0		1- 0		3- 1									
3- 5		0- 2	0- 0		NON-CONFERENCE	0- 2		1- 0		2- 1									
0- 1		0- 1	0- 0		HOME	0- 0		0- 0		0- 0									
0- 3		0- 1	0- 0		AWAY	0- 2		0- 0		0- 0									
3- 1		0- 0	0- 0		NEUTRAL	0- 0		1- 0		2- 1									
11- 7		0- 5	0- 0		CONFERENCE	2- 2		2- 0		7- 0									
5- 2		0- 2	0- 0		HOME	1- 0		1- 0		3- 0									
4- 5		0- 3	0- 0		AWAY	0- 2		1- 0		3- 0									
2- 0		0- 0	0- 0		NEUTRAL	1- 0		0- 0		1- 0									
RPI	S	Opponent	Score		RPI	S	Opponent	Score		RPI	S	Opponent	Score						
2	A	Penn St.	0	3					53	A	Xavier	1	3	117	N	Villanova	3	2	
2	H	Penn St.	0	3					69	A	VCU	2	3	149	A	Charlotte	3	1	
19	A	Dayton	0	3					86	A	George Washington	0	3	149	H	Charlotte	3	1	
19	A	Dayton	1	3					86	H	George Washington	3	0	169	A	Duquesne	3	0	
19	H	Dayton	1	3					86	N	George Washington	3	2	204	N	Wright St.	1	3	
24	A	St. Louis	1	3					89	A	Penn	2	3	205	H	Rhode Island	3	1	
24	H	St. Louis	1	3															
LAST 10 GAMES																			
19	A	Dayton	1	3	298	H	La Salle	3											1
86	N	George Washington	3	2	19	H	Dayton	1											3
24	H	St. Louis	1	3	86	A	George Washington	0											3
149	A	Charlotte	3	1	24	A	St. Louis	1											3
215	A	Fordham	3	2	169	A	Duquesne	3											0

Non-Div. I Games:

Temple

Average RPI Win:	293	WON-LOST RECORD	WINNING PCT. RANK	LAST 10 GAMES	STRENGTH OF SCHEDULE	OPP. STRENGTH OF SCHEDULE	TEAM RPI	ADJ RPI	CONF. RPI	ADJ CONF. RPI	
DIV. I ONLY		4- 26	.13333 312	1- 9	222	230	300	.34364 291	26	26	
DIV. I NON-CONF.		1- 11	.08333 315	0- 0	156	143	285	.38229 283	25	23	
<hr/>											
TOTALS	RPI 1-25	RPI 26-50		W-L RECORDS	RPI 51-100		RPI 101-150		RPI 150+		
4- 26	0- 0	0- 1		OVERALL	0- 4		0- 8		4- 13		
1- 9	0- 0	0- 0		HOME	0- 1		0- 2		1- 6		
2- 12	0- 0	0- 0		AWAY	0- 2		0- 6		2- 4		
1- 5	0- 0	0- 1		NEUTRAL	0- 1		0- 0		1- 3		
<hr/>											
1- 11	0- 0	0- 1		NON-CONFERENCE	0- 2		0- 4		1- 4		
0- 1	0- 0	0- 0		HOME	0- 0		0- 0		0- 1		
0- 5	0- 0	0- 0		AWAY	0- 1		0- 4		0- 0		
1- 5	0- 0	0- 1		NEUTRAL	0- 1		0- 0		1- 3		
<hr/>											
3- 15	0- 0	0- 0		CONFERENCE	0- 2		0- 4		3- 9		
1- 8	0- 0	0- 0		HOME	0- 1		0- 2		1- 5		
2- 7	0- 0	0- 0		AWAY	0- 1		0- 2		2- 4		
0- 0	0- 0	0- 0		NEUTRAL	0- 0		0- 0		0- 0		
<hr/>											
RPI S	Opponent	Score	RPI S	Opponent	Score	RPI S	Opponent	Score	RPI S	Opponent	Score
30	N Duke	0 3	56	N Southern Miss.	0 3	104	A Georgia	1 3	114	A Belmont	0 3
			72	A Western Ky.	0 3	120	A Austin Peay	1 3	120	H Austin Peay	0 3
			85	A Jacksonville St.	1 3	125	A Morehead St.	1 3	125	H Morehead St.	0 3
			85	H Jacksonville St.	0 3	130	A UAB	0 3	141	A Samford	0 3
						158	N Northern Ill.	0 3	183	A Murray St.	0 3
						183	H Murray St.	0 3	226	A Tennessee Tech	0 3
						226	H Tennessee Tech	2 3	229	A Southeast Mo. St.	2 3
						229	H Southeast Mo. St.	2 3	229	H Southeast Mo. St.	2 3
						234	H Chattanooga	1 3	238	N Memphis	0 3
						241	A Eastern Ky.	0 3	241	H Eastern Ky.	2 3
						250	N South Ala.	2 3	281	A Eastern Ill.	3 1
						281	H Eastern Ill.	2 3	292	A UT Martin	3 0
						292	A UT Martin	3 0	292	H UT Martin	3 0
						307	N La.-Monroe	3 0			
<hr/>											
LAST 10 GAMES			LAST 10 GAMES			LAST 10 GAMES			LAST 10 GAMES		
292	H UT Martin	3 0	125	A Morehead St.	1 3	292	A UT Martin	3 0	292	H UT Martin	3 0
183	H Murray St.	0 3	241	A Eastern Ky.	0 3	292	H UT Martin	3 0	292	H UT Martin	3 0
241	H Eastern Ky.	2 3	281	H Eastern Ill.	2 3	307	N La.-Monroe	3 0			
85	A Jacksonville St.	1 3	229	H Southeast Mo. St.	2 3						
226	A Tennessee Tech	0 3	183	A Murray St.	0 3						

Non-Div. I Games:

Tennessee St.

Loss, Non-Conf, S Site, H Home, A Away, N Neutral

Average RPI Win:	233	WON-LOST RECORD	WINNING PCT. RANK	LAST 10 GAMES	STRENGTH OF SCHEDULE	OPP. STRENGTH OF SCHEDULE	TEAM RPI	ADJ RPI	CONF. RPI	ADJ CONF. RPI	
DIV. I ONLY		10- 18	.35714 244	4- 6	164	219	225	.43904 226	26	26	
DIV. I NON-CONF.		1- 8	.11111 306	0- 0	32	80	205	.46364 199	25	23	
<hr/>											
TOTALS	RPI 1-25	RPI 26-50		W-L RECORDS	RPI 51-100		RPI 101-150		RPI 150+		
10- 18	0- 1	0- 2		OVERALL	0- 3		2- 5		8- 7		
5- 4	0- 0	0- 0		HOME	0- 1		1- 1		4- 2		
4- 8	0- 1	0- 1		AWAY	0- 1		0- 2		4- 3		
1- 6	0- 0	0- 1		NEUTRAL	0- 1		1- 2		0- 2		
<hr/>											
1- 8	0- 1	0- 2		NON-CONFERENCE	0- 1		1- 2		0- 2		
0- 0	0- 0	0- 0		HOME	0- 0		0- 0		0- 0		
0- 3	0- 1	0- 1		AWAY	0- 0		0- 0		0- 1		
1- 5	0- 0	0- 1		NEUTRAL	0- 1		1- 2		0- 1		
<hr/>											
9- 10	0- 0	0- 0		CONFERENCE	0- 2		1- 3		8- 5		
5- 4	0- 0	0- 0		HOME	0- 1		1- 1		4- 2		
4- 5	0- 0	0- 0		AWAY	0- 1		0- 2		4- 2		
0- 1	0- 0	0- 0		NEUTRAL	0- 0		0- 0		0- 1		
<hr/>											
RPI S	Opponent	Score	RPI S	Opponent	Score	RPI S	Opponent	Score	RPI S	Opponent	Score
17 A	Tennessee	0 3	34 N	Lipscomb	0 3	72 N	Western Ky.	0 3	108 N	Liberty	2 3
			38 A	Louisville	1 3	85 A	Jacksonville St.	2 3	109 N	William & Mary	3 2
						85 H	Jacksonville St.	2 3	120 A	Austin Peay	0 3
									120 H	Austin Peay	1 3
									125 A	Morehead St.	1 3
									125 H	Morehead St.	3 1
									138 N	Toledo	1 3
									178 A	Appalachian St.	1 3
									183 A	Murray St.	0 3
									183 H	Murray St.	3 2
									183 N	Murray St.	1 3
									229 A	Southeast Mo. St.	3 2
									229 H	Southeast Mo. St.	2 3
									241 A	Eastern Ky.	1 3
									241 H	Eastern Ky.	3 0
									264 N	North Fla.	2 3
									281 A	Eastern Ill.	3 1
									281 H	Eastern Ill.	0 3
									291 A	Tennessee St.	3 2
									291 H	Tennessee St.	3 0
									292 A	UT Martin	3 1
									292 H	UT Martin	3 0
<hr/>											
			LAST 10 GAMES								
			183 N	Murray St.	1 3	85 A	Jacksonville St.	2 3			
			241 A	Eastern Ky.	1 3	292 A	UT Martin	3 1			
			125 A	Morehead St.	1 3	183 A	Murray St.	0 3			
			120 H	Austin Peay	1 3	125 H	Morehead St.	3 1			
			291 H	Tennessee St.	3 0	241 H	Eastern Ky.	3 0			

Non-Div. I Games:

Tennessee Tech

Average RPI Win:	103	WON-LOST RECORD	WINNING PCT. RANK	LAST 10 GAMES	STRENGTH OF SCHEDULE	OPP. STRENGTH OF SCHEDULE	TEAM RPI	ADJ RPI	CONF. RPI	ADJ CONF. RPI		
DIV. I ONLY		23- 7	.76667	35	8- 2	21	36	20	.64633	17	4	4
DIV. I NON-CONF.		7- 3	.7	78	0- 0	4	16	12	.66972	11	4	4
<hr/>												
TOTALS	RPI 1-25	RPI 26-50		W-L RECORDS		RPI 51-100		RPI 101-150		RPI 150+		
23- 7	2- 5	4- 0		OVERALL		4- 2		6- 0		7- 0		
12- 1	1- 1	2- 0		HOME		2- 0		3- 0		4- 0		
9- 4	0- 2	2- 0		AWAY		1- 2		3- 0		3- 0		
2- 2	1- 2	0- 0		NEUTRAL		1- 0		0- 0		0- 0		
7- 3	1- 2	2- 0		NON-CONFERENCE		3- 1		0- 0		1- 0		
3- 0	0- 0	1- 0		HOME		1- 0		0- 0		1- 0		
2- 1	0- 0	1- 0		AWAY		1- 1		0- 0		0- 0		
2- 2	1- 2	0- 0		NEUTRAL		1- 0		0- 0		0- 0		
16- 4	1- 3	2- 0		CONFERENCE		1- 1		6- 0		6- 0		
9- 1	1- 1	1- 0		HOME		1- 0		3- 0		3- 0		
7- 3	0- 2	1- 0		AWAY		0- 1		3- 0		3- 0		
0- 0	0- 0	0- 0		NEUTRAL		0- 0		0- 0		0- 0		
RPI S	Opponent	Score		RPI S	Opponent	Score		RPI S	Opponent	Score		
11 N	Michigan	1	3	26 A	Kentucky	3	1	53 A	Xavier	3	0	
13 A	LSU	2	3	26 H	Kentucky	3	2	72 H	Western Ky.	3	2	
13 H	LSU	1	3	34 H	Lipscomb	3	0	75 A	North Carolina	2	3	
14 A	Florida	0	3	38 A	Louisville	3	2	77 A	Auburn	2	3	
14 H	Florida	3	1					77 H	Auburn	3	0	
20 N	Notre Dame	3	0					79 N	Marshall	3	0	
23 N	Colorado St.	1	3									

Non-Div. I Games:

Tennessee

Average RPI Win: 274		WON-LOST RECORD		WINNING PCT. RANK		LAST 10 GAMES		STRENGTH OF SCHEDULE		OPP. STRENGTH OF SCHEDULE		TEAM RPI		ADJ RPI		CONF. RPI		ADJ CONF. RPI	
DIV. I ONLY		8- 16		.33333 253		4- 6		295		287		289		.35337 287		29		29	
DIV. I NON-CONF.		3- 7		.3 255		1- 0		306		301		302		.33969 299		29		29	
TOTALS		RPI 1-25		RPI 26-50		W-L RECORDS		RPI 51-100		RPI 101-150		RPI 150+							
8- 16		0- 0		0- 0		OVERALL		0- 0		0- 4		8- 12							
2- 5		0- 0		0- 0		HOME		0- 0		0- 2		2- 3							
4- 6		0- 0		0- 0		AWAY		0- 0		0- 2		4- 4							
2- 5		0- 0		0- 0		NEUTRAL		0- 0		0- 0		2- 5							
3- 7		0- 0		0- 0		NON-CONFERENCE		0- 0		0- 0		3- 7							
0- 1		0- 0		0- 0		HOME		0- 0		0- 0		0- 1							
1- 3		0- 0		0- 0		AWAY		0- 0		0- 0		1- 3							
2- 3		0- 0		0- 0		NEUTRAL		0- 0		0- 0		2- 3							
5- 9		0- 0		0- 0		CONFERENCE		0- 0		0- 4		5- 5							
2- 4		0- 0		0- 0		HOME		0- 0		0- 2		2- 2							
3- 3		0- 0		0- 0		AWAY		0- 0		0- 2		3- 1							
0- 2		0- 0		0- 0		NEUTRAL		0- 0		0- 0		0- 2							
RPI	S	Opponent	Score	RPI	S	Opponent	Score	RPI	S	Opponent	Score	RPI	S	Opponent	Score				
										129	A Utah Valley	1		3					
										129	H Utah Valley	0		3					
										142	A North Dakota	0		3					
										142	H North Dakota	0		3					
										162	A Sam Houston St.	1		3					
										196	A NJIT	3		1					
										196	N NJIT	0		3					
										198	A McNeese St.	0		3					
										212	A South Dakota	3		0					
										212	H South Dakota	0		3					
										212	N South Dakota	2		3					
										256	H Cal St. Bakersfield	0		3					
										259	A Houston Baptist	0		3					
										259	H Houston Baptist	3		2					
										266	N Southern Utah	1		3					
										273	N La.-Lafayette	1		3					
										273	N La.-Lafayette	0		3					
										276	A A&M-Corpus Christi	0		3					
										276	H A&M-Corpus Christi	2		3					
										280	N Delaware St.	3		1					
										293	N Prairie View	3		0					
										311	A St. Peter's	3		0					
										319	A Chicago St.	3		0					
										319	H Chicago St.	3		1					
				LAST 10 GAMES															
				212	N	South Dakota	2	3	319	A	Chicago St.	3	0						
				259	H	Houston Baptist	3	2	129	A	Utah Valley	1	3						
				129	H	Utah Valley	0	3	212	H	South Dakota	0	3						
				196	A	NJIT	3	1	142	H	North Dakota	0	3						
				311	A	St. Peter's	3	0	259	A	Houston Baptist	0	3						

Non-Div. I Games: Texas-Brownsville 0 3

Tex.-Pan American

Average RPI Win:	121	WON-LOST RECORD	WINNING PCT. RANK	LAST 10 GAMES	STRENGTH OF SCHEDULE	OPP. STRENGTH OF SCHEDULE	TEAM RPI	ADJ RPI	CONF. RPI	ADJ CONF. RPI	
DIV. I ONLY	18- 10	.64286	89	5- 5	45	29	47	.6004	40	3	3
DIV. I NON-CONF.	7- 1	.875	23	0- 0	60	135	28	.63394	28	3	3
<hr/>											
TOTALS	RPI 1-25	RPI 26-50		W-L RECORDS	RPI 51-100		RPI 101-150		RPI 150+		
18- 10	2- 5	2- 3		OVERALL	4- 1		5- 1		5- 0		
9- 4	2- 2	0- 2		HOME	3- 0		2- 0		2- 0		
7- 6	0- 3	2- 1		AWAY	1- 1		3- 1		1- 0		
2- 0	0- 0	0- 0		NEUTRAL	0- 0		0- 0		2- 0		
<hr/>											
7- 1	1- 0	0- 1		NON-CONFERENCE	1- 0		2- 0		3- 0		
3- 0	1- 0	0- 0		HOME	1- 0		0- 0		1- 0		
2- 1	0- 0	0- 1		AWAY	0- 0		2- 0		0- 0		
2- 0	0- 0	0- 0		NEUTRAL	0- 0		0- 0		2- 0		
<hr/>											
11- 9	1- 5	2- 2		CONFERENCE	3- 1		3- 1		2- 0		
6- 4	1- 2	0- 2		HOME	2- 0		2- 0		1- 0		
5- 5	0- 3	2- 0		AWAY	1- 1		1- 1		1- 0		
0- 0	0- 0	0- 0		NEUTRAL	0- 0		0- 0		0- 0		
<hr/>											
RPI S	Opponent	Score		RPI S	Opponent	Score		RPI S	Opponent	Score	
1 A	Texas	0	3	33 A	Baylor	3	1	106 A	Texas St.	3	0
1 H	Texas	0	3	33 H	Baylor	2	3	112 A	Kansas St.	2	3
6 A	Iowa St.	0	3	36 A	St. Mary's (CA)	1	3	112 H	Kansas St.	3	0
6 H	Iowa St.	0	3	49 A	Oklahoma	3	1	115 A	San Francisco	3	0
12 A	Nebraska	0	3	49 H	Oklahoma	0	3	136 A	Colorado	3	0
12 H	Nebraska	3	1					136 H	Colorado	3	1
16 H	UNI	3	1					206 N	Hofstra	3	0
								207 A	Texas Tech	3	0
								207 H	Texas Tech	3	0
								253 H	Iona	3	0
								303 N	Texas Southern	3	0
<hr/>											
LAST 10 GAMES											
				65 H	Missouri	3	0	6	H Iowa St.	0	3
				136 A	Colorado	3	0	33	H Baylor	2	3
				207 H	Texas Tech	3	0	112	A Kansas St.	2	3
				49 A	Oklahoma	3	1	57	A Kansas	3	1
				12 A	Nebraska	0	3	1	H Texas	0	3






































Non-Div. I Games:

Texas A&M

Average RPI Win:		317	WON-LOST RECORD		WINNING PCT. RANK		LAST 10 GAMES		STRENGTH OF SCHEDULE		OPP. STRENGTH OF SCHEDULE		TEAM RPI		ADJ RPI		CONF. RPI		ADJ CONF. RPI	
Average RPI Loss:		218																		
DIV. I ONLY			9- 19		.32143	259	3- 7		308	312	302	.32264	303	32	32					
DIV. I NON-CONF.			0- 12		0	321	0- 2		207	216	310	.31991	306	32	32					
TOTALS		RPI 1-25		RPI 26-50			W-L RECORDS		RPI 51-100			RPI 101-150			RPI 150+					
9- 19	0- 0				0- 1	OVERALL		0- 1			0- 2			9- 15						
4- 3	0- 0				0- 0	HOME		0- 0			0- 0			4- 3						
3- 9	0- 0				0- 0	AWAY		0- 0			0- 1			3- 8						
2- 7	0- 0				0- 1	NEUTRAL		0- 1			0- 1			2- 4						
0- 12	0- 0				0- 1	NON-CONFERENCE		0- 1			0- 2			0- 8						
0- 1	0- 0				0- 0	HOME		0- 0			0- 0			0- 1						
0- 5	0- 0				0- 0	AWAY		0- 0			0- 1			0- 4						
0- 6	0- 0				0- 1	NEUTRAL		0- 1			0- 1			0- 3						
9- 7	0- 0				0- 0	CONFERENCE		0- 0			0- 0			9- 7						
4- 2	0- 0				0- 0	HOME		0- 0			0- 0			4- 2						
3- 4	0- 0				0- 0	AWAY		0- 0			0- 0			3- 4						
2- 1	0- 0				0- 0	NEUTRAL		0- 0			0- 0			2- 1						
RPI	S	Opponent		Score		RPI	S	Opponent		Score		RPI	S	Opponent		Score				
						40	N	Texas A&M	0	3		62	N	Tulsa	0	3				
														106	A	Texas St.	0	3		
														148	N	Arkansas St.	0	3		
														162	A	Sam Houston St.	0	3		
														182	A	Texas-Arlington	0	3		
														197	A	UTEP	0	3		
														206	N	Hofstra	0	3		
														258	A	Grambling	0	3		
														258	A	Grambling	1	2		
														258	H	Grambling	0	3		
														259	A	Houston Baptist	0	3		
														259	H	Houston Baptist	0	3		
														276	N	A&M-Corpus Christi	0	3		
														289	A	Jackson St.	1	3		
														289	N	Jackson St.	3	1		
														289	N	Jackson St.	0	3		
														293	A	Prairie View	1	3		
														293	H	Prairie View	1	3		
														293	H	Prairie View	3	1		
														309	N	Norfolk St.	0	3		
														312	H	Mississippi Val.	3	2		
														322	A	Southern U.	3	1		
														322	H	Southern U.	3	1		
														327	A	Alcorn St.	3	0		
														328	N	Alabama St.	3	2		
														329	A	Ark.-Pine Bluff	3	1		
														329	H	Ark.-Pine Bluff	3	0		
						LAST 10 GAMES														
						258	A	Grambling	0	3	259	A	Houston Baptist	0	3	327	A	Alcorn St.	3	0
						289	N	Jackson St.	3	1	258	A	Grambling	1	2	328	N	Alabama St.	3	2
						289	N	Jackson St.	0	3	259	H	Houston Baptist	0	3	329	A	Ark.-Pine Bluff	3	1
						328	N	Alabama St.	3	2	322	H	Southern U.	3	1	329	H	Ark.-Pine Bluff	3	0
						293	H	Prairie View	1	3	293	A	Prairie View	1	3					

Non-Div. I Games: Dillard 3 1 Belhaven 1 3

Texas Southern

Average RPI Win:		217	WON-LOST	WINNING	LAST 10	STRENGTH OF		OPP. STRENGTH	TEAM	ADJ		CONF.	ADJ CONF.
Average RPI Loss:		64	RECORD	PCT. RANK	GAMES	SCHEDULE		OF SCHEDULE	RPI	RPI		RPI	RPI
DIV. I ONLY			2- 27	.06897	321	0- 10		38	26	236		.45172	207
DIV. I NON-CONF.			2- 7	.22222	279	0- 0		94	93	214		.46068	204
TOTALS		RPI 1-25	RPI 26-50		W-L RECORDS		RPI 51-100		RPI 101-150		RPI 150+		
2- 27	0- 7		0- 6	OVERALL		0- 6		0- 7	2- 1				
0- 10	0- 3		0- 3	HOME		0- 2		0- 2	0- 0				
0- 14	0- 3		0- 3	AWAY		0- 4		0- 4	0- 0				
2- 3	0- 1		0- 0	NEUTRAL		0- 0		0- 1	2- 1				
2- 7	0- 1		0- 0	NON-CONFERENCE		0- 2		0- 3	2- 1				
0- 0	0- 0		0- 0	HOME		0- 0		0- 0	0- 0				
0- 4	0- 0		0- 0	AWAY		0- 2		0- 2	0- 0				
2- 3	0- 1		0- 0	NEUTRAL		0- 0		0- 1	2- 1				
0- 20	0- 6		0- 6	CONFERENCE		0- 4		0- 4	0- 0				
0- 10	0- 3		0- 3	HOME		0- 2		0- 2	0- 0				
0- 10	0- 3		0- 3	AWAY		0- 2		0- 2	0- 0				
0- 0	0- 0		0- 0	NEUTRAL		0- 0		0- 0	0- 0				
RPI S	Opponent	Score	RPI S	Opponent	Score	RPI S	Opponent	Score	RPI S	Opponent	Score		
1 A	Texas	1 	33 A	Baylor	0 	57 A	Kansas	0 	106 A	Texas St.	0 		
1 H	Texas	0 	33 H	Baylor	0 	57 H	Kansas	0 	111 A	New Orleans	0 		
4 N	Illinois	0 	40 A	Texas A&M	0 	62 A	Tulsa	0 	112 A	Kansas St.	1 		
6 A	Iowa St.	0 	40 H	Texas A&M	0 	65 A	Missouri	0 	112 H	Kansas St.	1 		
6 H	Iowa St.	0 	49 A	Oklahoma	0 	65 H	Missouri	0 	136 A	Colorado	1 		
12 A	Nebraska	0 	49 H	Oklahoma	0 	83 A	Creighton	0 	136 H	Colorado	0 		
12 H	Nebraska	0 							145 N	Stephen F. Austin	1 		
									168 N	Gonzaga	3	1	
									192 N	Bowling Green	1 		
									265 N	Southeastern La.	3	0	
LAST 10 GAMES													
112 H	Kansas St.	1 	1 A	Texas	1 								
57 A	Kansas	0 	112 A	Kansas St.	1 								
40 A	Texas A&M	0 	136 H	Colorado	0 								
65 H	Missouri	0 	33 A	Baylor	0 								
49 H	Oklahoma	0 	12 H	Nebraska	0 								

Non-Div. I Games:

Texas Tech

Average RPI Win:		224	WON-LOST RECORD		WINNING PCT. RANK		LAST 10 GAMES		STRENGTH OF SCHEDULE		OPP. STRENGTH OF SCHEDULE		TEAM RPI		ADJ RPI		CONF. RPI		ADJ CONF. RPI	
DIV. I ONLY			12- 17		.41379 208		5- 5		128		188		185		.47076 182		23		20	
DIV. I NON-CONF.			4- 8		.33333 240		0- 0		76		117		166		.48842 160		21		21	
TOTALS		RPI 1-25		RPI 26-50		W-L RECORDS		RPI 51-100		RPI 101-150		RPI 150+								
12- 17		0- 1		0- 3		OVERALL		0- 1		2- 5		10- 7								
9- 4		0- 0		0- 2		HOME		0- 0		1- 1		8- 1								
1- 10		0- 1		0- 0		AWAY		0- 1		0- 4		1- 4								
2- 3		0- 0		0- 1		NEUTRAL		0- 0		1- 0		1- 2								
4- 8		0- 1		0- 3		NON-CONFERENCE		0- 0		2- 2		2- 2								
2- 3		0- 0		0- 2		HOME		0- 0		1- 0		1- 1								
0- 3		0- 1		0- 0		AWAY		0- 0		0- 2		0- 0								
2- 2		0- 0		0- 1		NEUTRAL		0- 0		1- 0		1- 1								
8- 9		0- 0		0- 0		CONFERENCE		0- 1		0- 3		8- 5								
7- 1		0- 0		0- 0		HOME		0- 0		0- 1		7- 0								
1- 7		0- 0		0- 0		AWAY		0- 1		0- 2		1- 4								
0- 1		0- 0		0- 0		NEUTRAL		0- 0		0- 0		0- 1								
RPI	S	Opponent		Score		RPI	S	Opponent		Score		RPI	S	Opponent		Score				
23	A	Colorado St.		0 3		29	N	Ohio St.		0 3		91	A	Central Ark.		1 3				
						37	H	TCU		0 3										
						49	H	Oklahoma		2 3										

Non-Div. I Games:

Texas-Arlington

T
O
W
S
O
N

Towson					Through Games Of Saturday, Nov. 28 [all matches]										
Average RPI Win: 266		WON-LOST RECORD	WINNING PCT. RANK		LAST 10 GAMES	STRENGTH OF SCHEDULE		OPP. STRENGTH OF SCHEDULE		TEAM RPI	ADJ RPI		CONF. RPI	ADJ CONF. RPI	
Average RPI Loss: 141															
DIV. I ONLY		8- 21	.27586	277	0- 10	188		198		261	.40421	261	14	14	
DIV. I NON-CONF.		7- 8	.46667	188	0- 0	229		261		222	.43901	229	14	15	
TOTALS		RPI 1-25		RPI 26-50		W-L RECORDS		RPI 51-100		RPI 101-150		RPI 150+			
8- 21		0- 0		0- 2		OVERALL		0- 5		0- 4		8- 10			
4- 9		0- 0		0- 1		HOME		0- 4		0- 2		4- 2			
0- 10		0- 0		0- 1		AWAY		0- 1		0- 2		0- 6			
4- 2		0- 0		0- 0		NEUTRAL		0- 0		0- 0		4- 2			
7- 8		0- 0		0- 0		NON-CONFERENCE		0- 2		0- 1		7- 5			
3- 3		0- 0		0- 0		HOME		0- 2		0- 0		3- 1			
0- 3		0- 0		0- 0		AWAY		0- 0		0- 1		0- 2			
4- 2		0- 0		0- 0		NEUTRAL		0- 0		0- 0		4- 2			
1- 13		0- 0		0- 2		CONFERENCE		0- 3		0- 3		1- 5			
1- 6		0- 0		0- 1		HOME		0- 2		0- 2		1- 1			
0- 7		0- 0		0- 1		AWAY		0- 1		0- 1		0- 4			
0- 0		0- 0		0- 0		NEUTRAL		0- 0		0- 0		0- 0			
RPI	S	Opponent	Score	RPI	S	Opponent	Score	RPI	S	Opponent	Score	RPI	S	Opponent	Score
				46	A	Delaware	1 3	60	A	George Mason	0 3	109	H	William & Mary	0 3
				46	H	Delaware	0 3	60	H	George Mason	0 3	135	A	Northeastern	2 3
								69	H	VCU	0 3	135	H	Northeastern	0 3
								86	H	George Washington	2 3	143	A	West Virginia	0 3
								89	H	Penn	2 3	152	H	Ball St.	0 3
												154	N	Oakland	2 3
												163	A	UMBC	1 3
												174	N	Maryland	3 2
												177	A	Binghamton	0 3
												201	A	Georgia St.	2 3
												206	A	Hofstra	1 3
												206	H	Hofstra	1 3
												221	A	UNC Wilmington	0 3
												225	A	James Madison	1 3
												225	H	James Madison	3 1
												246	N	Loyola (MD)	3 1
												274	H	Lehigh	3 1
												275	N	Cornell	0 3
												295	H	Navy	3 0
												297	N	St. Francis (PA)	3 1
												300	H	Morgan St.	3 1
												320	N	Fairleigh Dickinson	3 0
				LAST 10 GAMES											
				135	A	Northeastern	2 3	225	A	James Madison	1 3				
				206	A	Hofstra	1 3	60	A	George Mason	0 3				
				46	A	Delaware	1 3	221	A	UNC Wilmington	0 3				
				69	H	VCU	0 3	201	A	Georgia St.	2 3				
				109	H	William & Mary	0 3	206	H	Hofstra	1 3				

T
O
W
S
O
N

Non-Div. I Games:

Towson

T
r
o
y

Troy				Through Games Of Saturday, Nov. 28 [all matches]								
Average RPI Win: 240 Average RPI Loss: 100		WON-LOST RECORD	WINNING PCT. RANK	LAST 10 GAMES	STRENGTH OF SCHEDULE	OPP. STRENGTH OF SCHEDULE	TEAM RPI	ADJ RPI	CONF. RPI	ADJ CONF. RPI		
DIV. I ONLY		12- 18	.4 217	2- 8	129	153	186	.47347 179	15	15		
DIV. I NON-CONF.		5- 8	.38462 221	0- 1	142	186	198	.46943 188	15	14		
<hr/>												
TOTALS		RPI 1-25	RPI 26-50		W-L RECORDS		RPI 51-100		RPI 101-150		RPI 150+	
12- 18	0- 2	0- 3		OVERALL		0- 4		2- 6		10- 3		
6- 6	0- 1	0- 1		HOME		0- 1		2- 2		4- 1		
2- 10	0- 1	0- 1		AWAY		0- 3		0- 3		2- 2		
4- 2	0- 0	0- 1		NEUTRAL		0- 0		0- 1		4- 0		
<hr/>												
5- 8	0- 0	0- 1		NON-CONFERENCE		0- 2		1- 4		4- 1		
1- 1	0- 0	0- 0		HOME		0- 0		1- 1		0- 0		
0- 5	0- 0	0- 0		AWAY		0- 2		0- 2		0- 1		
4- 2	0- 0	0- 1		NEUTRAL		0- 0		0- 1		4- 0		
<hr/>												
7- 10	0- 2	0- 2		CONFERENCE		0- 2		1- 2		6- 2		
5- 5	0- 1	0- 1		HOME		0- 1		1- 1		4- 1		
2- 5	0- 1	0- 1		AWAY		0- 1		0- 1		2- 1		
0- 0	0- 0	0- 0		NEUTRAL		0- 0		0- 0		0- 0		
<hr/>												
RPI S	Opponent	Score	RPI S	Opponent	Score	RPI S	Opponent	Score	RPI S	Opponent	Score	
15 A	FIU	0 3	31 A	Middle Tenn.	0 3	72 A	Western Ky.	0 3	102 A	Miami (OH)	0 3	
15 H	FIU	0 3	31 H	Middle Tenn.	0 3	72 H	Western Ky.	0 3	111 H	New Orleans	3 1	
			50 N	Furman	2 3	77 A	Auburn	0 3	121 A	Ga. Southern	1 3	
						85 A	Jacksonville St.	0 3	128 N	Pacific	1 3	
									130 H	UAB	1 3	
									141 H	Samford	3 0	
									146 H	Denver	1 3	
									148 A	Arkansas St.	1 3	
									167 A	UALR	2 3	
									200 H	North Texas	1 3	
									202 A	Mercer	0 3	
									224 N	Presbyterian	3 0	
									240 N	St. John's (NY)	3 1	
									249 A	Fla. Atlantic	3 0	
									249 H	Fla. Atlantic	3 2	
									250 A	South Ala.	3 1	
									250 H	South Ala.	3 0	
									273 H	La.-Lafayette	3 0	
									286 N	Bethune-Cookman	3 0	
									304 N	Stetson	3 1	
									307 H	La.-Monroe	3 0	
<hr/>												
			LAST 10 GAMES									
			31 H	Middle Tenn.	0 3	72 A	Western Ky.	0 3				
			72 H	Western Ky.	0 3	200 H	North Texas	1 3				
			250 A	South Ala.	3 1	146 H	Denver	1 3				
			130 H	UAB	1 3	249 A	Fla. Atlantic	3 0				
			31 A	Middle Tenn.	0 3	15 A	FIU	0 3				

T
r
o
y

Non-Div. I Games:

Troy

Average RPI Win:	130		WON-LOST RECORD	WINNING PCT. RANK	LAST 10 GAMES		STRENGTH OF SCHEDULE	OPP. STRENGTH OF SCHEDULE	TEAM RPI		ADJ RPI	CONF. RPI	ADJ CONF. RPI
DIV. I ONLY			18-9	.66667 74	7-3		18	67	36		.60979 35	11	11
DIV. I NON-CONF.			5-4	.55556 146	0-0		7	25	40		.62117 37	12	11
TOTALS	RPI 1-25			RPI 26-50		W-L RECORDS		RPI 51-100			RPI 101-150		RPI 150+
18-9	1-3			2-2		OVERALL		5-3			3-0		7-1
8-3	1-0			0-2		HOME		2-1			1-0		4-0
7-4	0-2			1-0		AWAY		2-1			2-0		2-1
3-2	0-1			1-0		NEUTRAL		1-1			0-0		1-0
5-4	1-3			1-1		NON-CONFERENCE		0-0			2-0		1-0
1-1	1-0			0-1		HOME		0-0			0-0		0-0
2-2	0-2			0-0		AWAY		0-0			2-0		0-0
2-1	0-1			1-0		NEUTRAL		0-0			0-0		1-0
13-5	0-0			1-1		CONFERENCE		5-3			1-0		6-1
7-2	0-0			0-1		HOME		2-1			1-0		4-0
5-2	0-0			1-0		AWAY		2-1			0-0		2-1
1-1	0-0			0-0		NEUTRAL		1-1			0-0		0-0
RPI S Opponent Score				RPI S Opponent Score			RPI S Opponent Score				RPI S Opponent Score		
12 N Nebraska 0 3				32 A Rice 3 0			56 H Southern Miss. 2 3				111 A New Orleans 3 1		
13 A LSU 0 3				32 H Rice 0 3			62 A Tulsa 1 3				130 H UAB 3 0		
13 H LSU 3 1				39 H Long Beach St. 2 3			62 H Tulsa 3 0				145 A Stephen F. Austin 3 2		
25 A Arizona 0 3				44 N New Mexico 3 2			62 N Tulsa 0 3				173 H UCF 3 0		
							74 A SMU 3 1				189 A Houston 2 3		
							74 H SMU 3 2				189 H Houston 3 0		
							74 N SMU 3 1				197 A UTEP 3 2		
							79 A Marshall 3 0				197 H UTEP 3 0		
											238 H Memphis 3 0		
											239 A East Carolina 3 0		
											273 N La.-Lafayette 3 0		
						LAST 10 GAMES							
						62 N Tulsa 0 3		62 A Tulsa 1 3					
						74 N SMU 3 1		74 A SMU 3 1					
						197 H UTEP 3 0		238 H Memphis 3 0					
						189 H Houston 3 0		130 H UAB 3 0					
						32 H Rice 0 3		239 A East Carolina 3 0					

Non-Div. I Games:

Tulane

T
u
l
s
a

Tulsa					Through Games Of Saturday, Nov. 28 [all matches]							
Average RPI Win: 163 Average RPI Loss: 95		WON-LOST RECORD	WINNING PCT. RANK	LAST 10 GAMES	STRENGTH OF SCHEDULE	OPP. STRENGTH OF SCHEDULE	TEAM RPI	ADJ RPI	CONF. RPI	ADJ CONF. RPI		
DIV. I ONLY		26- 7	.78788	29	8- 2	166	90	54	.57643	62	11	11
DIV. I NON-CONF.		11- 3	.78571	44	0- 0	260	172	117	.52425	119	12	11
<hr/>												
TOTALS		RPI 1-25	RPI 26-50		W-L RECORDS		RPI 51-100		RPI 101-150		RPI 150+	
26- 7	0- 0		4- 3		OVERALL		3- 1		4- 1		15- 2	
12- 3	0- 0		2- 1		HOME		2- 0		2- 1		6- 1	
6- 4	0- 0		1- 2		AWAY		1- 1		0- 0		4- 1	
8- 0	0- 0		1- 0		NEUTRAL		0- 0		2- 0		5- 0	
<hr/>												
11- 3	0- 0		0- 1		NON-CONFERENCE		0- 0		2- 1		9- 1	
3- 2	0- 0		0- 0		HOME		0- 0		1- 1		2- 1	
2- 1	0- 0		0- 1		AWAY		0- 0		0- 0		2- 0	
6- 0	0- 0		0- 0		NEUTRAL		0- 0		1- 0		5- 0	
<hr/>												
15- 4	0- 0		4- 2		CONFERENCE		3- 1		2- 0		6- 1	
9- 1	0- 0		2- 1		HOME		2- 0		1- 0		4- 0	
4- 3	0- 0		1- 1		AWAY		1- 1		0- 0		2- 1	
2- 0	0- 0		1- 0		NEUTRAL		0- 0		1- 0		0- 0	
<hr/>												
RPI S	Opponent	Score	RPI S	Opponent	Score	RPI S	Opponent	Score	RPI S	Opponent	Score	
			32 A	Rice	3 0	56 A	Southern Miss.	2 3	130 H	UAB	3 0	
			32 H	Rice	3 1	74 A	SMU	3 1	130 N	UAB	3 1	
			32 H	Rice	1 3	74 H	SMU	3 0	137 H	Arkansas	2 3	
			35 A	Tulane	0 3	79 H	Marshall	3 1	145 H	Stephen F. Austin	3 2	
			35 H	Tulane	3 1				148 N	Arkansas St.	3 0	
			35 N	Tulane	3 0				167 N	UALR	3 0	
			37 A	TCU	1 3				168 H	Gonzaga	2 3	
									173 A	UCF	3 1	
									187 A	Oral Roberts	3 0	
									187 H	Oral Roberts	3 0	
									189 A	Houston	3 2	
									189 H	Houston	3 0	
									197 A	UTEP	2 3	
									197 H	UTEP	3 1	
									207 H	Texas Tech	3 0	
									232 N	Cal St. Northridge	3 0	
									238 H	Memphis	3 0	
									239 H	East Carolina	3 0	
									257 A	Boise St.	3 1	
									262 N	Northern Ariz.	3 0	
									290 N	Northwestern St.	3 0	
									303 N	Texas Southern	3 0	
<hr/>												
					LAST 10 GAMES							
			32 H	Rice	1 3	56 A	Southern Miss.	2 3				
			35 N	Tulane	3 0	173 A	UCF	3 1				
			130 N	UAB	3 1	35 H	Tulane	3 1				
			74 A	SMU	3 1	197 H	UTEP	3 1				
			74 H	SMU	3 0	32 H	Rice	3 1				

Non-Div. I Games:

Tulsa

T
u
l
s
a

Average RPI Win: 198		WON-LOST	WINNING	LAST 10	STRENGTH OF		OPP. STRENGTH	TEAM	ADJ	CONF.	ADJ CONF.
Average RPI Loss: 87		RECORD	PCT. RANK	GAMES	SCHEDULE		OF SCHEDULE	RPI	RPI	RPI	RPI
DIV. I ONLY		17- 16	.51515	155	6- 4		118	138	136	.50982	130
DIV. I NON-CONF.		8- 8	.5	171	1- 0		172	188	162	.48751	165
TOTALS		RPI 1-25	RPI 26-50		W-L RECORDS		RPI 51-100		RPI 101-150		RPI 150+
17- 16	0- 0	0- 3		OVERALL		2- 7		1- 4		14- 2	
7- 3	0- 0	0- 2		HOME		2- 1		0- 0		5- 0	
5- 8	0- 0	0- 1		AWAY		0- 5		0- 1		5- 1	
5- 5	0- 0	0- 0		NEUTRAL		0- 1		1- 3		4- 1	
8- 8	0- 0	0- 1		NON-CONFERENCE		1- 1		1- 4		6- 2	
2- 1	0- 0	0- 1		HOME		1- 0		0- 0		1- 0	
1- 3	0- 0	0- 0		AWAY		0- 1		0- 1		1- 1	
5- 4	0- 0	0- 0		NEUTRAL		0- 0		1- 3		4- 1	
9- 8	0- 0	0- 2		CONFERENCE		1- 6		0- 0		8- 0	
5- 2	0- 0	0- 1		HOME		1- 1		0- 0		4- 0	
4- 5	0- 0	0- 1		AWAY		0- 4		0- 0		4- 0	
0- 1	0- 0	0- 0		NEUTRAL		0- 1		0- 0		0- 0	
RPI S	Opponent	Score	RPI S	Opponent	Score	RPI S	Opponent	Score	RPI S	Opponent	Score
31 H	Middle Tenn.	0 3	56 A	Southern Miss.	0 3	107 A	Southern Ill.	1 3			
32 H	Rice	1 3	56 H	Southern Miss.	2 3	111 N	New Orleans	1 3			
35 A	Tulane	0 3	62 A	Tulsa	0 3	122 N	Valparaiso	0 3			
			62 N	Tulsa	1 3	139 N	Milwaukee	3 2			
			74 A	SMU	0 3	141 N	Samford	1 3			
			77 A	Auburn	0 3	160 A	Mississippi	2 3			
			79 A	Marshall	0 3	167 N	UALR	3 1			
			79 H	Marshall	3 0	173 A	UCF	3 2			
			85 H	Jacksonville St.	3 1	173 H	UCF	3 1			
						179 A	Troy	3 1			
						183 N	Murray St.	3 0			
						189 H	Houston	3 1			
						193 N	Akron	2 3			
						197 A	UTEP	3 1			
						237 N	Alabama A&M	3 1			
						238 A	Memphis	3 2			
						238 H	Memphis	3 0			
						239 A	East Carolina	3 1			
						239 H	East Carolina	3 0			
						291 H	Tennessee St.	3 0			
						327 N	Alcorn St.	3 0			
LAST 10 GAMES											
62 N	Tulsa	1 3	179 A	Troy	3 1						
238 H	Memphis	3 0	56 H	Southern Miss.	2 3						
79 H	Marshall	3 0	173 H	UCF	3 1						
239 A	East Carolina	3 1	197 A	UTEP	3 1						
79 A	Marshall	0 3	35 A	Tulane	0 3						

Non-Div. I Games:

UAB

Average RPI Win: 232		WON-LOST RECORD	WINNING PCT. RANK	LAST 10 GAMES	STRENGTH OF SCHEDULE	OPP. STRENGTH OF SCHEDULE	TEAM RPI	ADJ RPI	CONF. RPI	ADJ CONF. RPI						
Average RPI Loss: 103																
DIV. I ONLY		16- 14	.53333	143	5- 5	225	149	169	.48183	167	15	15				
DIV. I NON-CONF.		6- 5	.54545	150	0- 0	212	151	170	.48638	166	15	14				
<hr/>																
TOTALS		RPI 1-25		RPI 26-50		W-L RECORDS		RPI 51-100		RPI 101-150		RPI 150+				
16- 14		0- 1		0- 3		OVERALL		0- 2		2- 6		14- 2				
7- 2		0- 0		0- 0		HOME		0- 0		1- 2		6- 0				
7- 6		0- 1		0- 1		AWAY		0- 1		1- 2		6- 1				
2- 6		0- 0		0- 2		NEUTRAL		0- 1		0- 2		2- 1				
6- 5		0- 0		0- 1		NON-CONFERENCE		0- 1		0- 2		6- 1				
1- 0		0- 0		0- 0		HOME		0- 0		0- 0		1- 0				
3- 0		0- 0		0- 0		AWAY		0- 0		0- 0		3- 0				
2- 5		0- 0		0- 1		NEUTRAL		0- 1		0- 2		2- 1				
10- 9		0- 1		0- 2		CONFERENCE		0- 1		2- 4		8- 1				
6- 2		0- 0		0- 0		HOME		0- 0		1- 2		5- 0				
4- 6		0- 1		0- 1		AWAY		0- 1		1- 2		3- 1				
0- 1		0- 0		0- 1		NEUTRAL		0- 0		0- 0		0- 0				
RPI	S	Opponent	Score		RPI	S	Opponent	Score		RPI	S	Opponent	Score			
15	A	FIU	2	3	31	A	Middle Tenn.	0	3	62	N	Tulsa	0	3		
					31	N	Middle Tenn.	1	3	72	A	Western Ky.	0	3		
					49	N	Oklahoma	0	3							
												111	A	New Orleans	1	3
												111	H	New Orleans	1	3
												130	N	UAB	1	3
												141	N	Samford	0	3
												146	A	Denver	3	1
												146	H	Denver	3	2
												148	A	Arkansas St.	2	3
												148	H	Arkansas St.	1	3
												179	H	Troy	3	2
												182	A	Texas-Arlington	3	1
												187	H	Oral Roberts	3	2
												188	A	Mississippi St.	3	1
												198	N	McNeese St.	1	3
												200	A	North Texas	1	3
												200	H	North Texas	3	2
												238	A	Memphis	3	2
												249	A	Fla. Atlantic	3	0
												250	H	South Ala.	3	1
												273	A	La.-Lafayette	3	1
												273	H	La.-Lafayette	3	0
												289	N	Jackson St.	3	0
												290	N	Northwestern St.	3	1
												307	A	La.-Monroe	3	0
												307	H	La.-Monroe	3	0
<hr/>																
LAST 10 GAMES																

Non-Div. I Games:

UALR

Average RPI Win:		166	WON-LOST RECORD		WINNING PCT. RANK		LAST 10 GAMES		STRENGTH OF SCHEDULE		OPP. STRENGTH OF SCHEDULE		TEAM RPI		ADJ RPI		CONF. RPI		ADJ CONF. RPI				
DIV. I ONLY			22- 8		.73333 48		6- 4		156		74		69		.57122 67		10		10				
DIV. I NON-CONF.			11- 3		.78571 44		1- 1		197		54		84		.56707 82		9		9				
TOTALS		RPI 1-25		RPI 26-50		W-L RECORDS		RPI 51-100		RPI 101-150		RPI 150+											
22- 8		1- 1		1- 4		OVERALL		3- 2		3- 1		14- 0											
11- 1		0- 0		1- 1		HOME		2- 0		2- 0		6- 0											
6- 6		0- 1		0- 2		AWAY		1- 2		0- 1		5- 0											
5- 1		1- 0		0- 1		NEUTRAL		0- 0		1- 0		3- 0											
11- 3		1- 1		0- 1		NON-CONFERENCE		0- 1		2- 0		8- 0											
4- 0		0- 0		0- 0		HOME		0- 0		1- 0		3- 0											
2- 2		0- 1		0- 0		AWAY		0- 1		0- 0		2- 0											
5- 1		1- 0		0- 1		NEUTRAL		0- 0		1- 0		3- 0											
11- 5		0- 0		1- 3		CONFERENCE		3- 1		1- 1		6- 0											
7- 1		0- 0		1- 1		HOME		2- 0		1- 0		3- 0											
4- 4		0- 0		0- 2		AWAY		1- 1		0- 1		3- 0											
0- 0		0- 0		0- 0		NEUTRAL		0- 0		0- 0		0- 0											
RPI	S	Opponent		Score		RPI	S	Opponent		Score		RPI	S	Opponent		Score		RPI	S	Opponent		Score	
10	N	California		3	2	37	N	TCU		1	3	59	A	San Diego		2	3	126	N	Connecticut		3	2
21	A	Southern California		0	3	39	A	Long Beach St.		2	3	93	A	UC Davis		1	3	128	A	Pacific		1	3
						39	H	Long Beach St.		3	2	93	H	UC Davis		3	1	128	H	Pacific		3	1
						48	A	UC Santa Barbara		2	3	94	A	Cal St. Fullerton		3	0	135	H	Northeastern		3	0
						48	H	UC Santa Barbara		2	3	94	H	Cal St. Fullerton		3	0	156	H	Montana		3	1
																		157	A	Loyola Marymount		3	1
																		163	H	UMBC		3	0
																		181	A	Cal Poly		3	0
																		181	H	Cal Poly		3	2
																		189	N	Houston		3	0
																		216	A	UC Riverside		3	1
																		216	H	UC Riverside		3	0
																		223	A	Nevada		3	1
																		232	A	Cal St. Northridge		3	1
																		232	H	Cal St. Northridge		3	0
																		254	H	Seattle		3	0
																		257	N	Boise St.		3	0
																		283	N	San Jose St.		3	0
						LAST 10 GAMES																	
						37	N	TCU		1	3	232	H	Cal St. Northridge		3	0						
						39	A	Long Beach St.		2	3	254	H	Seattle		3	0						
						94	H	Cal St. Fullerton		3	0	128	A	Pacific		1	3						
						216	A	UC Riverside		3	1	93	A	UC Davis		1	3						
						94	A	Cal St. Fullerton		3	0	181	H	Cal Poly		3	2						

Non-Div. I Games:

UC Irvine

Average RPI Win:		211	WON-LOST RECORD		WINNING PCT. RANK		LAST 10 GAMES		STRENGTH OF SCHEDULE		OPP. STRENGTH OF SCHEDULE		TEAM RPI		ADJ RPI		CONF. RPI		ADJ CONF. RPI				
Average RPI Loss:		105																					
DIV. I ONLY			6- 21		.22222 302		4- 6		74		140		228		.44485 216		10		10				
DIV. I NON-CONF.			3- 8		.27273 262		1- 0		110		206		220		.4503 216		9		9				
TOTALS		RPI 1-25		RPI 26-50		W-L RECORDS		RPI 51-100		RPI 101-150		RPI 150+											
6- 21		0- 0		0- 5		OVERALL		0- 10		1- 2		5- 4											
3- 6		0- 0		0- 2		HOME		0- 3		0- 1		3- 0											
3- 9		0- 0		0- 2		AWAY		0- 5		1- 0		2- 2											
0- 6		0- 0		0- 1		NEUTRAL		0- 2		0- 1		0- 2											
3- 8		0- 0		0- 1		NON-CONFERENCE		0- 4		0- 1		3- 2											
1- 0		0- 0		0- 0		HOME		0- 0		0- 0		1- 0											
2- 2		0- 0		0- 0		AWAY		0- 2		0- 0		2- 0											
0- 6		0- 0		0- 1		NEUTRAL		0- 2		0- 1		0- 2											
3- 13		0- 0		0- 4		CONFERENCE		0- 6		1- 1		2- 2											
2- 6		0- 0		0- 2		HOME		0- 3		0- 1		2- 0											
1- 7		0- 0		0- 2		AWAY		0- 3		1- 0		0- 2											
0- 0		0- 0		0- 0		NEUTRAL		0- 0		0- 0		0- 0											
RPI	S	Opponent			Score	RPI	S	Opponent			Score	RPI	S	Opponent			Score	RPI	S	Opponent			Score
						39	A	Long Beach St.			0 3	67	A	UC Irvine			0 3	101	N	Army			1 3
						39	H	Long Beach St.			1 3	67	H	UC Irvine			1 3	128	A	Pacific			3 2
						43	N	Cincinnati			1 3	71	A	Pepperdine			0 3	128	H	Pacific			0 3
						48	A	UC Santa Barbara			0 3	81	A	Utah			0 3	181	A	Cal Poly			0 3
						48	H	UC Santa Barbara			0 3	87	N	Arizona St.			0 3	181	H	Cal Poly			3 2
												93	A	UC Davis			0 3	214	A	Sacramento St.			3 2
												93	H	UC Davis			1 3	232	A	Cal St. Northridge			1 3
												94	A	Cal St. Fullerton			0 3	232	H	Cal St. Northridge			3 2
												94	H	Cal St. Fullerton			0 3	254	N	Seattle			0 3
												95	N	Santa Clara			0 3	256	A	Cal St. Bakersfield			3 2
																	256	H	Cal St. Bakersfield			3 1	
																	256	N	Cal St. Bakersfield			1 3	
LAST 10 GAMES																							
						94	H	Cal St. Fullerton			0 3	232	H	Cal St. Northridge			3 2						
						39	A	Long Beach St.			0 3	93	A	UC Davis			0 3						
						67	H	UC Irvine			1 3	128	A	Pacific			3 2						
						39	H	Long Beach St.			1 3	48	H	UC Santa Barbara			0 3						
						256	H	Cal St. Bakersfield			3 1	181	H	Cal Poly			3 2						

Non-Div. I Games:

UC Riverside

Average RPI Win:	130	WON-LOST RECORD	WINNING PCT. RANK	LAST 10 GAMES	STRENGTH OF SCHEDULE	OPP. STRENGTH OF SCHEDULE	TEAM RPI	ADJ RPI	CONF. RPI	ADJ CONF. RPI	
DIV. I ONLY	22- 7	.75862	37	8- 2	83	82	41	.59477	48	10	10
DIV. I NON-CONF.	11- 2	.84615	29	1- 0	73	57	30	.6302	30	9	9
<hr/>											
TOTALS	RPI 1-25	RPI 26-50		W-L RECORDS	RPI 51-100		RPI 101-150		RPI 150+		
22- 7	0- 0	2- 2		OVERALL	9- 3		2- 1		9- 1		
11- 1	0- 0	1- 0		HOME	4- 1		2- 0		4- 0		
7- 5	0- 0	0- 2		AWAY	4- 1		0- 1		3- 1		
4- 1	0- 0	1- 0		NEUTRAL	1- 1		0- 0		2- 0		
<hr/>											
11- 2	0- 0	1- 1		NON-CONFERENCE	5- 1		1- 0		4- 0		
4- 0	0- 0	0- 0		HOME	2- 0		1- 0		1- 0		
3- 1	0- 0	0- 1		AWAY	2- 0		0- 0		1- 0		
4- 1	0- 0	1- 0		NEUTRAL	1- 1		0- 0		2- 0		
<hr/>											
11- 5	0- 0	1- 1		CONFERENCE	4- 2		1- 1		5- 1		
7- 1	0- 0	1- 0		HOME	2- 1		1- 0		3- 0		
4- 4	0- 0	0- 1		AWAY	2- 1		0- 1		2- 1		
0- 0	0- 0	0- 0		NEUTRAL	0- 0		0- 0		0- 0		
<hr/>											
RPI S	Opponent	Score	RPI S	Opponent	Score	RPI S	Opponent	Score	RPI S	Opponent	Score
			39 A	Long Beach St.	2 3	59 A	San Diego	3 1	103 H	San Diego St.	3 2
			39 H	Long Beach St.	3 0	59 A	San Diego	3 2	128 A	Pacific	0 3
			44 A	New Mexico	2 3	67 A	UC Irvine	3 2	128 H	Pacific	3 2
			46 N	Delaware	3 0	67 H	UC Irvine	3 2	157 H	Loyola Marymount	3 0
						71 H	Pepperdine	3 1	166 A	UNLV	3 0
						73 N	Oregon St.	1 3	181 A	Cal Poly	1 3
						84 N	Portland St.	3 1	181 H	Cal Poly	3 2
						93 A	UC Davis	3 1	190 N	Idaho	3 1
						93 H	UC Davis	2 3	216 A	UC Riverside	3 0
						94 A	Cal St. Fullerton	0 3	216 H	UC Riverside	3 0
						94 H	Cal St. Fullerton	3 0	232 A	Cal St. Northridge	3 0
						95 H	Santa Clara	3 1	232 H	Cal St. Northridge	3 0
									254 N	Seattle	3 1
<hr/>											
LAST 10 GAMES											
			103 H	San Diego St.	3 2	232 A	Cal St. Northridge	3 0			
			232 H	Cal St. Northridge	3 0	39 H	Long Beach St.	3 0			
			128 A	Pacific	0 3	94 H	Cal St. Fullerton	3 0			
			93 A	UC Davis	3 1	216 A	UC Riverside	3 0			
			181 A	Cal Poly	1 3	67 A	UC Irvine	3 2			

Non-Div. I Games:

UC Santa Barbara

U
C
F

UCF					Through Games Of Saturday, Nov. 28 [all matches]																			
Average RPI Win:		212	WON-LOST RECORD		WINNING PCT. RANK		LAST 10 GAMES		STRENGTH OF SCHEDULE		OPP. STRENGTH OF SCHEDULE		TEAM RPI		ADJ RPI		CONF. RPI		ADJ CONF. RPI					
DIV. I ONLY			12- 18		.4		217		2- 8		104		124		172		.4795		173		11		11	
DIV. I NON-CONF.			9- 5		.64286		101		1- 0		112		153		94		.55027		95		12		11	
TOTALS		RPI 1-25		RPI 26-50		W-L RECORDS		RPI 51-100		RPI 101-150		RPI 150+												
12- 18		0- 1		0- 3		OVERALL		1- 8		1- 3		10- 3												
6- 10		0- 1		0- 1		HOME		0- 5		1- 2		5- 1												
3- 7		0- 0		0- 2		AWAY		0- 2		0- 1		3- 2												
3- 1		0- 0		0- 0		NEUTRAL		1- 1		0- 0		2- 0												
9- 5		0- 1		0- 1		NON-CONFERENCE		1- 2		1- 1		7- 0												
4- 3		0- 1		0- 0		HOME		0- 1		1- 1		3- 0												
2- 1		0- 0		0- 1		AWAY		0- 0		0- 0		2- 0												
3- 1		0- 0		0- 0		NEUTRAL		1- 1		0- 0		2- 0												
3- 13		0- 0		0- 2		CONFERENCE		0- 6		0- 2		3- 3												
2- 7		0- 0		0- 1		HOME		0- 4		0- 1		2- 1												
1- 6		0- 0		0- 1		AWAY		0- 2		0- 1		1- 2												
0- 0		0- 0		0- 0		NEUTRAL		0- 0		0- 0		0- 0												
RPI	S	Opponent		Score		RPI	S	Opponent		Score		RPI	S	Opponent		Score								
15	H	FIU		0 3		32	H	Rice		0 3		56	A	Southern Miss.		1 3								
						33	A	Baylor		0 3		56	H	Southern Miss.		2 3								
						35	A	Tulane		0 3		62	H	Tulsa		1 3								
												63	N	Purdue		2 3								
												68	H	South Fla.		0 3								
												68	N	South Fla.		3 2								
												74	H	SMU		1 3								
												79	A	Marshall		2 3								
												79	H	Marshall		0 3								

U
C
F

Non-Div. I Games:

UCF

U
C
L
A

UCLA				Through Games Of Saturday, Nov. 28 [all matches]																
Average RPI Win:		71	WON-LOST RECORD		WINNING PCT. RANK		LAST 10 GAMES		STRENGTH OF SCHEDULE		OPP. STRENGTH OF SCHEDULE		TEAM RPI		ADJ RPI		CONF. RPI		ADJ CONF. RPI	
DIV. I ONLY			23- 8		.74194 41		8- 2		6		11		9		.66582 9		1		1	
DIV. I NON-CONF.			10- 3		.76923 51		0- 0		55		41		35		.62313 35		2		2	
TOTALS				RPI 1-25		RPI 26-50		W-L RECORDS		RPI 51-100		RPI 101-150		RPI 150+						
23- 8		9- 5		0- 1		OVERALL		10- 2		0- 0		4- 0								
7- 2		4- 2		0- 0		HOME		3- 0		0- 0		0- 0								
9- 5		5- 3		0- 0		AWAY		3- 2		0- 0		1- 0								
7- 1		0- 0		0- 1		NEUTRAL		4- 0		0- 0		3- 0								
10- 3		1- 1		0- 1		NON-CONFERENCE		5- 1		0- 0		4- 0								
0- 0		0- 0		0- 0		HOME		0- 0		0- 0		0- 0								
3- 2		1- 1		0- 0		AWAY		1- 1		0- 0		1- 0								
7- 1		0- 0		0- 1		NEUTRAL		4- 0		0- 0		3- 0								
13- 5		8- 4		0- 0		CONFERENCE		5- 1		0- 0		0- 0								
7- 2		4- 2		0- 0		HOME		3- 0		0- 0		0- 0								
6- 3		4- 2		0- 0		AWAY		2- 1		0- 0		0- 0								
0- 0		0- 0		0- 0		NEUTRAL		0- 0		0- 0		0- 0								
RPI	S	Opponent		Score		RPI	S	Opponent		Score		RPI	S	Opponent		Score				
5	A	Stanford		3 2		39	N	Long Beach St.		0 3		55	A	Washington St.		3 0				
5	H	Stanford		1 3								55	H	Washington St.		3 1				
7	A	Washington		1 3								61	N	Western Mich.		3 0				
7	H	Washington		0 3								71	A	Pepperdine		3 1				
10	A	California		3 1								73	A	Oregon St.		3 0				
10	H	California		3 1								73	H	Oregon St.		3 0				
12	A	Nebraska		3 2								87	A	Arizona St.		0 3				
18	A	Hawaii		0 3								87	H	Arizona St.		3 0				
21	A	Southern California		3 2								94	A	Cal St. Fullerton		2 3				
21	A	Oregon		2 3								95	N	Santa Clara		3 0				
21	H	Southern California		3 0								96	N	BYU		3 1				
21	H	Oregon		3 2								99	N	Virginia		3 1				
25	A	Arizona		3 1																
25	H	Arizona		3 0																
						LAST 10 GAMES														
						87 H Arizona St.		3 0		55 H Washington St.		3 1								
						25 H Arizona		3 0		21 A Southern California		3 2								
						21 A Oregon		2 3		5 A Stanford		3 2								
						73 A Oregon St.		3 0		10 A California		3 1								
						7 H Washington		0 3		73 H Oregon St.		3 0								

U
C
L
A

Non-Div. I Games:

UCLA

U
M
K
C

UMKC					Through Games Of Saturday, Nov. 28 [all matches]								
Average RPI Win: 240 Average RPI Loss: 137		WON-LOST RECORD	WINNING PCT. RANK	LAST 10 GAMES	STRENGTH OF SCHEDULE	OPP. STRENGTH OF SCHEDULE	TEAM RPI	ADJ RPI	CONF. RPI	ADJ CONF. RPI			
DIV. I ONLY		15- 16	.48387 169	6- 4	227	211	198	.45511 199	21	22			
DIV. I NON-CONF.		5- 7	.41667 209	1- 1	267	204	259	.42433 249	22	22			
TOTALS		RPI 1-25	RPI 26-50		W-L RECORDS		RPI 51-100		RPI 101-150		RPI 150+		
15- 16	0- 0	0- 3		OVERALL		0- 3		2- 4		13- 6			
7- 3	0- 0	0- 1		HOME		0- 0		1- 1		6- 1			
5- 11	0- 0	0- 2		AWAY		0- 3		1- 2		4- 4			
3- 2	0- 0	0- 0		NEUTRAL		0- 0		0- 1		3- 1			
5- 7	0- 0	0- 0		NON-CONFERENCE		0- 3		0- 2		5- 2			
1- 0	0- 0	0- 0		HOME		0- 0		0- 0		1- 0			
1- 5	0- 0	0- 0		AWAY		0- 3		0- 1		1- 1			
3- 2	0- 0	0- 0		NEUTRAL		0- 0		0- 1		3- 1			
10- 9	0- 0	0- 3		CONFERENCE		0- 0		2- 2		8- 4			
6- 3	0- 0	0- 1		HOME		0- 0		1- 1		5- 1			
4- 6	0- 0	0- 2		AWAY		0- 0		1- 1		3- 3			
0- 0	0- 0	0- 0		NEUTRAL		0- 0		0- 0		0- 0			
RPI S	Opponent	Score	RPI S	Opponent	Score	RPI S	Opponent	Score	RPI S	Opponent	Score		
			46 A	North Dakota St.	0 3	57 A	Kansas	0 3	112 A	Kansas St.	1 3		
			46 A	North Dakota St.	0 3	65 A	Missouri	0 3	127 A	IPFW	3 0		
			46 H	North Dakota St.	1 3	100 A	Drake	0 3	127 H	IPFW	1 3		
									134 A	IUPUI	1 3		
									134 H	IUPUI	3 2		
									142 N	North Dakota	1 3		
									154 A	Oakland	3 2		
									154 H	Oakland	1 3		
									187 A	Oral Roberts	3 1		
									187 H	Oral Roberts	3 1		
									193 N	Akron	1 3		
									211 A	Sacred Heart	1 3		
									222 A	South Dakota St.	0 3		
									222 H	South Dakota St.	3 2		
									242 A	Indiana St.	3 0		
									253 N	Iona	3 0		
									263 A	Western Ill.	1 3		
									263 H	Western Ill.	3 0		
									266 A	Southern Utah	2 3		
									266 H	Southern Utah	3 0		
									309 H	SIU Edwardsville	3 0		
									309 N	SIU Edwardsville	3 1		
									313 A	Centenary (LA)	3 1		
									313 H	Centenary (LA)	3 0		
									315 N	Holy Cross	3 0		
			LAST 10 GAMES										
			46 A	North Dakota St.	0 3	313 H	Centenary (LA)	3 0					
			154 A	Oakland	3 2	222 A	South Dakota St.	0 3					
			127 A	IPFW	3 0	46 A	North Dakota St.	0 3					
			309 H	SIU Edwardsville	3 0	57 A	Kansas	0 3					
			187 H	Oral Roberts	3 1	266 H	Southern Utah	3 0					

U
M
K
C

Non-Div. I Games:

UMKC

[illegible]

Non-Div. I Games:

UNC Asheville

Loss, Non-Conf, S Site, H Home, A Away, N Neutral

RPI	S	Opponent	Score
301	N	South Carolina St.	3 0
302	N	Citadel	3 0
302	N	Citadel	3 2
305	N	Providence	3 1
316	N	Hampton	3 0
325	N	Savannah St.	3 0
326	A	Winston-Salem	3 0
326	N	Winston-Salem	3 0

Average RPI Win:	233	WON-LOST	WINNING	LAST 10	STRENGTH OF	OPP. STRENGTH	TEAM	ADJ	CONF.	ADJ CONF.					
Average RPI Loss:	147	RECORD	PCT. RANK	GAMES	SCHEDULE	OF SCHEDULE	RPI	RPI	RPI	RPI					
DIV. I ONLY		17- 14	.54839	133	5- 5	261	216	195	.45804	195	19	19			
DIV. I NON-CONF.		8- 7	.53333	168	1- 0	281	211	229	.44104	227	23	25			
<hr/>															
TOTALS	RPI 1-25	RPI 26-50		W-L RECORDS		RPI 51-100		RPI 101-150		RPI 150+					
17- 14	0- 0	0- 1		OVERALL		0- 3		4- 4		13- 6					
9- 5	0- 0	0- 1		HOME		0- 1		2- 1		7- 2					
5- 8	0- 0	0- 0		AWAY		0- 2		1- 2		4- 4					
3- 1	0- 0	0- 0		NEUTRAL		0- 0		1- 1		2- 0					
<hr/>															
8- 7	0- 0	0- 0		NON-CONFERENCE		0- 2		1- 2		7- 3					
3- 3	0- 0	0- 0		HOME		0- 1		0- 0		3- 2					
2- 3	0- 0	0- 0		AWAY		0- 1		0- 1		2- 1					
3- 1	0- 0	0- 0		NEUTRAL		0- 0		1- 1		2- 0					
<hr/>															
9- 7	0- 0	0- 1		CONFERENCE		0- 1		3- 2		6- 3					
6- 2	0- 0	0- 1		HOME		0- 0		2- 1		4- 0					
3- 5	0- 0	0- 0		AWAY		0- 1		1- 1		2- 3					
0- 0	0- 0	0- 0		NEUTRAL		0- 0		0- 0		0- 0					
<hr/>															
RPI	S	Opponent	Score	RPI	S	Opponent	Score	RPI	S	Opponent	Score				
				50	H	Furman	2 3	70	A	Virginia Tech	1 3	105	A	South Carolina	0 3
								79	H	Marshall	0 3	108	N	Liberty	0 3
								92	A	Col. of Charleston	2 3	121	H	Ga. Southern	3 1
												133	N	Coastal Caro.	3 2
												141	A	Samford	1 3
												141	H	Samford	2 3
												147	A	Elon	3 2
												147	H	Elon	3 2
												155	H	Georgetown	1 3
												156	N	Montana	3 2
												173	H	UCF	2 3
												178	A	Appalachian St.	2 3
												178	H	Appalachian St.	3 0
												217	A	Wofford	3 0
												234	A	Chattanooga	0 3
												234	H	Chattanooga	3 0
												235	A	High Point	2 3
												241	N	Eastern Ky.	3 1
												272	H	North Carolina St.	3 2
												282	H	Davidson	3 0
												285	A	Western Caro.	3 1
												285	H	Western Caro.	3 1
												298	H	La Salle	3 0
												302	A	Citadel	1 3
												308	H	N.C. Central	3 0
												324	A	N.C. A&T	3 0
												326	A	Winston-Salem	3 0
<hr/>															
LAST 10 GAMES															
				285	A	Western Caro.	3 1	234	H	Chattanooga	3 0	298	H	La Salle	3 0
				178	A	Appalachian St.	2 3	308	H	N.C. Central	3 0	302	A	Citadel	1 3
				50	H	Furman	2 3	302	A	Citadel	1 3	308	H	N.C. Central	3 0
				147	A	Elon	3 2	92	A	Col. of Charleston	2 3	324	A	N.C. A&T	3 0
				141	H	Samford	2 3	121	H	Ga. Southern	3 1	326	A	Winston-Salem	3 0

Non-Div. I Games:

UNC Greensboro

Average RPI Win:	254	WON-LOST RECORD	WINNING PCT. RANK	LAST 10 GAMES	STRENGTH OF SCHEDULE	OPP. STRENGTH OF SCHEDULE	TEAM RPI	ADJ RPI	CONF. RPI	ADJ CONF. RPI	
Average RPI Loss:	148										
DIV. I ONLY		13- 18	.41935 204	3- 7	189	252	214	.44255 221	14	14	
DIV. I NON-CONF.		10- 7	.58824 132	1- 0	225	289	184	.46623 194	14	15	
<hr/>											
TOTALS	RPI 1-25	RPI 26-50		W-L RECORDS	RPI 51-100		RPI 101-150		RPI 150+		
13- 18	0- 0	0- 1		OVERALL	0- 3		1- 8		12- 6		
7- 6	0- 0	0- 1		HOME	0- 1		1- 3		6- 1		
1- 9	0- 0	0- 0		AWAY	0- 2		0- 3		1- 4		
5- 3	0- 0	0- 0		NEUTRAL	0- 0		0- 2		5- 1		
<hr/>											
10- 7	0- 0	0- 0		NON-CONFERENCE	0- 0		1- 4		9- 3		
4- 2	0- 0	0- 0		HOME	0- 0		1- 1		3- 1		
1- 2	0- 0	0- 0		AWAY	0- 0		0- 1		1- 1		
5- 3	0- 0	0- 0		NEUTRAL	0- 0		0- 2		5- 1		
<hr/>											
3- 11	0- 0	0- 1		CONFERENCE	0- 3		0- 4		3- 3		
3- 4	0- 0	0- 1		HOME	0- 1		0- 2		3- 0		
0- 7	0- 0	0- 0		AWAY	0- 2		0- 2		0- 3		
0- 0	0- 0	0- 0		NEUTRAL	0- 0		0- 0		0- 0		
<hr/>											
RPI S	Opponent	Score	RPI S	Opponent	Score	RPI S	Opponent	Score	RPI S	Opponent	Score
			46 H	Delaware	0 3	60 A	George Mason	0 3	109 A	William & Mary	0 3
						69 A	VCU	0 3	109 H	William & Mary	2 3
						69 H	VCU	0 3	133 A	Coastal Caro.	0 3
									135 A	Northeastern	1 3
									135 H	Northeastern	2 3
									147 N	Elon	0 3
									149 N	Charlotte	0 3
									150 H	Niagara	1 3
									150 H	Niagara	3 0
									180 N	UNC Asheville	3 1
									201 A	Georgia St.	1 3
									201 H	Georgia St.	3 1
									206 A	Hofstra	1 3
									206 H	Hofstra	3 0
									225 A	James Madison	1 3
									235 N	High Point	1 3
									239 A	East Carolina	2 3
									247 H	Columbia	0 3
									247 H	Columbia	3 1
									261 H	Towson	3 0
									277 N	Radford	3 1
									279 N	Canisius	3 1
									282 A	Davidson	3 0
									285 N	Western Caro.	3 2
									301 N	South Carolina St.	3 0
									308 H	N.C. Central	3 0
									324 H	N.C. A&T	3 0
<hr/>											
			LAST 10 GAMES								
			69 H	VCU	0 3	60 A	George Mason	0 3	282 A	Davidson	3 0
			109 H	William & Mary	2 3	201 H	Georgia St.	3 1	285 N	Western Caro.	3 2
			206 A	Hofstra	1 3	308 H	N.C. Central	3 0	301 N	South Carolina St.	3 0
			135 A	Northeastern	1 3	261 H	Towson	3 0	308 H	N.C. Central	3 0
			225 A	James Madison	1 3	46 H	Delaware	0 3	324 H	N.C. A&T	3 0

Non-Div. I Games:

UNC Wilmington

Average RPI Win:	140	WON-LOST RECORD	WINNING PCT. RANK	LAST 10 GAMES		STRENGTH OF SCHEDULE	OPP. STRENGTH OF SCHEDULE	TEAM RPI	ADJ RPI	CONF. RPI	ADJ CONF. RPI	
DIV. I ONLY		30- 2	.9375 3	10- 0		80	77	12	.65 16	7	7	
DIV. I NON-CONF.		10- 2	.83333 31	1- 0		120	82	48	.60288 50	10	10	
<hr/>												
TOTALS	RPI 1-25	RPI 26-50		W-L RECORDS		RPI 51-100		RPI 101-150		RPI 150+		
30- 2	0- 1	5- 1		OVERALL		8- 0		4- 0		13- 0		
10- 1	0- 1	1- 0		HOME		3- 0		2- 0		4- 0		
13- 1	0- 0	2- 1		AWAY		4- 0		2- 0		5- 0		
7- 0	0- 0	2- 0		NEUTRAL		1- 0		0- 0		4- 0		
<hr/>												
10- 2	0- 1	2- 1		NON-CONFERENCE		1- 0		0- 0		7- 0		
1- 1	0- 1	0- 0		HOME		0- 0		0- 0		1- 0		
3- 1	0- 0	1- 1		AWAY		0- 0		0- 0		2- 0		
6- 0	0- 0	1- 0		NEUTRAL		1- 0		0- 0		4- 0		
<hr/>												
20- 0	0- 0	3- 0		CONFERENCE		7- 0		4- 0		6- 0		
9- 0	0- 0	1- 0		HOME		3- 0		2- 0		3- 0		
10- 0	0- 0	1- 0		AWAY		4- 0		2- 0		3- 0		
1- 0	0- 0	1- 0		NEUTRAL		0- 0		0- 0		0- 0		
<hr/>												
RPI S	Opponent	Score		RPI S	Opponent	Score		RPI S	Opponent	Score		
6 H	Iowa St.	1	3	27 N	Ohio	3	2	52 A	Missouri St.	3	0	
				28 A	Wichita St.	3	2	52 H	Missouri St.	3	1	
				28 H	Wichita St.	3	2	83 A	Creighton	3	1	
				28 N	Wichita St.	3	1	83 A	Creighton	3	0	
				31 A	Middle Tenn.	3	0	83 H	Creighton	3	1	
				40 A	Texas A&M	1	3	99 N	Virginia	3	0	
								100 A	Drake	3	0	
								100 H	Drake	3	2	
										107 A	Southern Ill.	
											3 1	
										107 H	Southern Ill.	
											3 1	
										131 A	Illinois St.	
											3 1	
										131 H	Illinois St.	
											3 0	
										151 A	Evansville	
											3 0	
										151 H	Evansville	
											3 0	
										158 N	Northern Ill.	
											3 0	
										192 A	Bowling Green	
											3 0	
										222 A	South Dakota St.	
											3 0	
										233 N	Green Bay	
											3 0	
										242 A	Indiana St.	
											3 0	
										242 H	Indiana St.	
											3 0	
										253 N	Iona	
											3 0	
										263 H	Western Ill.	
											3 0	
										271 N	Robert Morris	
											3 1	
										278 A	Bradley	
											3 0	
										278 H	Bradley	
											3 0	
<hr/>												
LAST 10 GAMES												
28 N Wichita St.						3	1	52 A Missouri St.				3 0
83 A Creighton						3	0	242 H Indiana St.				3 0
100 H Drake						3	2	131 H Illinois St.				3 0
83 H Creighton						3	1	278 H Bradley				3 0
28 A Wichita St.						3	2	222 A South Dakota St.				3 0

Non-Div. I Games:

UNI

Average RPI Win: 174		WON-LOST	WINNING	LAST 10	STRENGTH OF	OPP. STRENGTH	TEAM	ADJ	CONF.	ADJ CONF.		
Average RPI Loss: 80		RECORD	PCT. RANK	GAMES	SCHEDULE	OF SCHEDULE	RPI	RPI	RPI	RPI		
DIV. I ONLY		8- 19	.2963	268	3- 7	68	63	181	.48276	166	6	6
DIV. I NON-CONF.		3- 8	.27273	262	1- 2	83	60	185	.47767	176	6	6
<hr/>												
TOTALS		RPI 1-25	RPI 26-50		W-L RECORDS	RPI 51-100		RPI 101-150		RPI 150+		
8- 19	0- 4	2- 4		OVERALL		0- 6		1- 2		5- 3		
4- 10	0- 2	1- 2		HOME		0- 3		0- 1		3- 2		
3- 8	0- 2	1- 2		AWAY		0- 2		0- 1		2- 1		
1- 1	0- 0	0- 0		NEUTRAL		0- 1		1- 0		0- 0		
<hr/>												
3- 8	0- 2	0- 2		NON-CONFERENCE		0- 2		1- 0		2- 2		
1- 5	0- 1	0- 1		HOME		0- 1		0- 0		1- 2		
1- 2	0- 1	0- 1		AWAY		0- 0		0- 0		1- 0		
1- 1	0- 0	0- 0		NEUTRAL		0- 1		1- 0		0- 0		
<hr/>												
5- 11	0- 2	2- 2		CONFERENCE		0- 4		0- 2		3- 1		
3- 5	0- 1	1- 1		HOME		0- 2		0- 1		2- 0		
2- 6	0- 1	1- 1		AWAY		0- 2		0- 1		1- 1		
0- 0	0- 0	0- 0		NEUTRAL		0- 0		0- 0		0- 0		
<hr/>												
RPI S	Opponent	Score	RPI S	Opponent	Score	RPI S	Opponent	Score	RPI S	Opponent	Score	
9 H	UCLA	0 3	37 A	TCU	0 3	73 H	Oregon St.	0 3	103 A	San Diego St.	2 3	
14 A	Florida	0 3	37 H	TCU	3 0	81 A	Utah	0 3	103 H	San Diego St.	1 3	
23 A	Colorado St.	2 3	39 A	Long Beach St.	1 3	81 H	Utah	0 3	122 N	Valparaiso	3 1	
23 H	Colorado St.	0 3	44 A	New Mexico	3 0	94 N	Cal St. Fullerton	2 3	157 H	Loyola Marymount	0 3	
			44 H	New Mexico	2 3	96 A	BYU	1 3	190 H	Idaho	1 3	
			48 H	UC Santa Barbara	0 3	96 H	BYU	0 3	218 A	Wyoming	0 3	
									218 H	Wyoming	3 2	
									223 A	Nevada	3 0	
									248 A	Air Force	3 0	
									248 H	Air Force	3 0	
									254 H	Seattle	3 1	
<hr/>												
LAST 10 GAMES												
94 N	Cal St. Fullerton	2 3	44 H	New Mexico	2 3							
39 A	Long Beach St.	1 3	223 A	Nevada	3 0							
23 A	Colorado St.	2 3	81 A	Utah	0 3							
218 A	Wyoming	0 3	96 A	BYU	1 3							
37 H	TCU	3 0	248 H	Air Force	3 0							

Non-Div. I Games:

UNLV

Average RPI Win:	255	WON-LOST RECORD	WINNING PCT. RANK	LAST 10 GAMES	STRENGTH OF SCHEDULE	OPP. STRENGTH OF SCHEDULE	TEAM RPI	ADJ RPI	CONF. RPI	ADJ CONF. RPI		
Average RPI Loss:	183											
DIV. I ONLY		8- 21	.27586	277	1- 9	290	254	292	.34284	292	26	26
DIV. I NON-CONF.		6- 5	.54545	150	1- 0	294	242	237	.43029	238	25	23
<hr/>												
TOTALS	RPI 1-25	RPI 26-50		W-L RECORDS		RPI 51-100		RPI 101-150		RPI 150+		
8- 21	0- 0	0- 1		OVERALL		1- 2		0- 5		7- 13		
3- 8	0- 0	0- 0		HOME		0- 1		0- 3		3- 4		
2- 11	0- 0	0- 0		AWAY		1- 1		0- 2		1- 8		
3- 2	0- 0	0- 1		NEUTRAL		0- 0		0- 0		3- 1		
<hr/>												
6- 5	0- 0	0- 1		NON-CONFERENCE		1- 0		0- 1		5- 3		
1- 1	0- 0	0- 0		HOME		0- 0		0- 1		1- 0		
2- 2	0- 0	0- 0		AWAY		1- 0		0- 0		1- 2		
3- 2	0- 0	0- 1		NEUTRAL		0- 0		0- 0		3- 1		
<hr/>												
2- 16	0- 0	0- 0		CONFERENCE		0- 2		0- 4		2- 10		
2- 7	0- 0	0- 0		HOME		0- 1		0- 2		2- 4		
0- 9	0- 0	0- 0		AWAY		0- 1		0- 2		0- 6		
0- 0	0- 0	0- 0		NEUTRAL		0- 0		0- 0		0- 0		
<hr/>												
RPI S	Opponent	Score	RPI S	Opponent	Score	RPI S	Opponent	Score	RPI S	Opponent	Score	
			26 N	Kentucky	0 3	80 A	Indiana	3 2	120 A	Austin Peay	0 3	
						85 A	Jacksonville St.	2 3	120 H	Austin Peay	1 3	
						85 H	Jacksonville St.	1 3	125 A	Morehead St.	0 3	
									125 H	Morehead St.	2 3	
									148 H	Arkansas St.	0 3	
									151 A	Evansville	0 3	
									183 A	Murray St.	0 3	
									183 H	Murray St.	0 3	
									219 N	Ill.-Chicago	3 1	
									226 A	Tennessee Tech	0 3	
									226 H	Tennessee Tech	1 3	
									229 A	Southeast Mo. St.	0 3	
									229 H	Southeast Mo. St.	0 3	
									238 A	Memphis	2 3	
									241 A	Eastern Ky.	0 3	
									241 H	Eastern Ky.	3 2	
									250 N	South Ala.	1 3	
									270 A	Louisiana Tech	3 1	
									281 A	Eastern Ill.	1 3	
									281 H	Eastern Ill.	3 0	
									291 A	Tennessee St.	0 3	
									291 H	Tennessee St.	0 3	
			LAST 10 GAMES						291 H	Tennessee St.	0 3	
			291 A	Tennessee St.	0 3	281 A	Eastern Ill.	1 3	309 H	SIU Edwardsville	3 2	
			120 A	Austin Peay	0 3	226 H	Tennessee Tech	1 3	313 N	Centenary (LA)	3 0	
			309 H	SIU Edwardsville	3 2	85 H	Jacksonville St.	1 3	329 N	Ark.-Pine Bluff	3 0	
			183 H	Murray St.	0 3	120 H	Austin Peay	1 3				
			229 A	Southeast Mo. St.	0 3	291 H	Tennessee St.	0 3				

Non-Div. I Games:

UT Martin

Average RPI Win: 229		WON-LOST RECORD		WINNING PCT. RANK		LAST 10 GAMES		STRENGTH OF SCHEDULE		OPP. STRENGTH OF SCHEDULE		TEAM RPI		ADJ RPI		CONF. RPI		ADJ CONF. RPI	
DIV. I ONLY		15- 14		.51724 151		4- 6		244		189		190		.45342 203		16		17	
DIV. I NON-CONF.		9- 4		.69231 83		0- 0		205		213		119		.51985 123		16		16	
TOTALS		RPI 1-25		RPI 26-50		W-L RECORDS		RPI 51-100		RPI 101-150		RPI 150+							
15- 14		0- 2		0- 0		OVERALL		1- 3		1- 1		13- 8							
7- 4		0- 1		0- 0		HOME		1- 2		0- 0		6- 1							
4- 8		0- 1		0- 0		AWAY		0- 1		1- 0		3- 6							
4- 2		0- 0		0- 0		NEUTRAL		0- 0		0- 1		4- 1							
9- 4		0- 0		0- 0		NON-CONFERENCE		1- 1		1- 1		7- 2							
2- 1		0- 0		0- 0		HOME		1- 1		0- 0		1- 0							
3- 1		0- 0		0- 0		AWAY		0- 0		1- 0		2- 1							
4- 2		0- 0		0- 0		NEUTRAL		0- 0		0- 1		4- 1							
6- 10		0- 2		0- 0		CONFERENCE		0- 2		0- 0		6- 6							
5- 3		0- 1		0- 0		HOME		0- 1		0- 0		5- 1							
1- 7		0- 1		0- 0		AWAY		0- 1		0- 0		1- 5							
0- 0		0- 0		0- 0		NEUTRAL		0- 0		0- 0		0- 0							
RPI S	Opponent	Score		RPI S	Opponent	Score		RPI S	Opponent	Score		RPI S	Opponent	Score					
18 A	Hawaii	0 3						66 A	New Mexico St.	0 3		129 A	Utah Valley	3 2					
18 H	Hawaii	1 3						66 H	New Mexico St.	0 3		129 N	Utah Valley	1 3					
								81 H	Utah	2 3		153 N	Butler	3 1					
								96 H	BYU	3 2		168 N	Gonzaga	2 3					
												172 A	Kent St.	2 3					
												190 A	Idaho	0 3					
												190 H	Idaho	2 3					
												213 H	Idaho St.	3 0					
												218 N	Wyoming	3 1					
												220 A	Fresno St.	1 3					
												220 H	Fresno St.	3 1					
												223 A	Nevada	2 3					
												223 H	Nevada	3 1					
												257 A	Boise St.	0 3					
												257 H	Boise St.	3 2					
												260 A	Weber St.	3 1					
												262 A	Northern Ariz.	3 1					
												270 A	Louisiana Tech	2 3					
												270 H	Louisiana Tech	3 0					
												271 N	Robert Morris	3 0					
												283 A	San Jose St.	3 1					
												283 H	San Jose St.	3 0					
												302 N	Citadel	3 0					
				LAST 10 GAMES															
223 H Nevada				3 1				270 H Louisiana Tech				3 0							
18 H Hawaii				1 3				190 A Idaho				0 3							
18 A Hawaii				0 3				257 A Boise St.				0 3							
283 A San Jose St.				3 1				190 H Idaho				2 3							
66 H New Mexico St.				0 3				220 H Fresno St.				3 1							

Non-Div. I Games:

Utah St.

UTEP

UTEP				Through Games Of Saturday, Nov. 28 [all matches]									
Average RPI Win: 229		WON-LOST RECORD	WINNING PCT. RANK	LAST 10 GAMES	STRENGTH OF SCHEDULE	OPP. STRENGTH OF SCHEDULE	TEAM RPI	ADJ RPI	CONF. RPI	ADJ CONF. RPI			
Average RPI Loss: 96													
DIV. I ONLY		11- 18	.37931 231	2- 8	174	133	210	.45563 197	11	11			
DIV. I NON-CONF.		7- 6	.53846 157	0- 0	262	241	216	.45504 212	12	11			
<hr/>													
TOTALS		RPI 1-25	RPI 26-50		W-L RECORDS		RPI 51-100		RPI 101-150		RPI 150+		
11- 18	0- 1		0- 5		OVERALL		2- 7		0- 1		9- 4		
7- 6	0- 0		0- 2		HOME		2- 2		0- 1		5- 1		
1- 10	0- 1		0- 2		AWAY		0- 5		0- 0		1- 2		
3- 2	0- 0		0- 1		NEUTRAL		0- 0		0- 0		3- 1		
<hr/>													
7- 6	0- 1		0- 1		NON-CONFERENCE		0- 3		0- 0		7- 1		
3- 1	0- 0		0- 0		HOME		0- 1		0- 0		3- 0		
1- 3	0- 1		0- 0		AWAY		0- 2		0- 0		1- 0		
3- 2	0- 0		0- 1		NEUTRAL		0- 0		0- 0		3- 1		
<hr/>													
4- 12	0- 0		0- 4		CONFERENCE		2- 4		0- 1		2- 3		
4- 5	0- 0		0- 2		HOME		2- 1		0- 1		2- 1		
0- 7	0- 0		0- 2		AWAY		0- 3		0- 0		0- 2		
0- 0	0- 0		0- 0		NEUTRAL		0- 0		0- 0		0- 0		
<hr/>													
RPI S	Opponent	Score	RPI S	Opponent	Score	RPI S	Opponent	Score	RPI S	Opponent	Score		
25 A	Arizona	0 3	32 A	Rice	0 3	56 H	Southern Miss.	1 3	130 H	UAB	1 3		
			32 H	Rice	1 3	62 A	Tulsa	1 3	173 H	UCF	1 3		
			35 A	Tulane	0 3	62 H	Tulsa	3 2	189 A	Houston	0 3		
			35 H	Tulane	2 3	66 A	New Mexico St.	2 3	189 H	Houston	3 0		
			44 N	New Mexico	0 3	66 H	New Mexico St.	1 3	213 N	Idaho St.	3 0		
						74 A	SMU	0 3	238 H	Memphis	3 0		
						74 H	SMU	3 0	239 A	East Carolina	2 3		
						79 A	Marshall	1 3	244 N	Charleston So.	3 0		
						87 A	Arizona St.	0 3	276 H	A&M-Corpus Christi	3 0		
									278 A	Bradley	3 0		
									303 H	Texas Southern	3 0		
									306 N	Montana St.	2 3		
									309 H	Norfolk St.	3 0		
									330 N	Coppin St.	3 0		
<hr/>													
LAST 10 GAMES													
35 A Tulane 0 3					130 H UAB 1 3								
32 H Rice 1 3					238 H Memphis 3 0								
189 H Houston 3 0					79 A Marshall 1 3								
74 A SMU 0 3					239 A East Carolina 2 3								
62 A Tulsa 1 3					56 H Southern Miss. 1 3								

UTEP

Non-Div. I Games:

UTEP

U
T
S
A

UTSA				Through Games Of Saturday, Nov. 28 [all matches]									
Average RPI Win: 247		WON-LOST RECORD	WINNING PCT. RANK		LAST 10 GAMES	STRENGTH OF SCHEDULE	OPP. STRENGTH OF SCHEDULE	TEAM RPI	ADJ RPI		CONF. RPI	ADJ CONF. RPI	
Average RPI Loss: 105													
DIV. I ONLY		12- 19	.3871	225	4- 6	103	169	183	.47768	175	23	20	
DIV. I NON-CONF.		5- 9	.35714	237	0- 0	59	92	144	.50729	137	21	21	
TOTALS		RPI 1-25	RPI 26-50		W-L RECORDS	RPI 51-100		RPI 101-150		RPI 150+			
12- 19	0- 3	0- 2		OVERALL		0- 4		0- 4		12- 6			
7- 6	0- 1	0- 1		HOME		0- 1		0- 2		7- 1			
4- 8	0- 1	0- 1		AWAY		0- 0		0- 2		4- 4			
1- 5	0- 1	0- 0		NEUTRAL		0- 3		0- 0		1- 1			
5- 9	0- 3	0- 2		NON-CONFERENCE		0- 3		0- 0		5- 1			
2- 2	0- 1	0- 1		HOME		0- 0		0- 0		2- 0			
2- 2	0- 1	0- 1		AWAY		0- 0		0- 0		2- 0			
1- 5	0- 1	0- 0		NEUTRAL		0- 3		0- 0		1- 1			
7- 10	0- 0	0- 0		CONFERENCE		0- 1		0- 4		7- 5			
5- 4	0- 0	0- 0		HOME		0- 1		0- 2		5- 1			
2- 6	0- 0	0- 0		AWAY		0- 0		0- 2		2- 4			
0- 0	0- 0	0- 0		NEUTRAL		0- 0		0- 0		0- 0			
RPI S	Opponent	Score	RPI S	Opponent	Score	RPI S	Opponent	Score	RPI S	Opponent	Score		
5 N	Stanford	0 3	31 H	Middle Tenn.	0 3	63 N	Purdue	0 3	106 A	Texas St.	0 3		
7 H	Washington	0 3	33 A	Baylor	0 3	74 N	SMU	1 3	106 H	Texas St.	0 3		
18 A	Hawaii	0 3				91 H	Central Ark.	2 3	145 A	Stephen F. Austin	2 3		
						98 N	Northern Colo.	0 3	145 H	Stephen F. Austin	1 3		
									162 A	Sam Houston St.	2 3		
									162 H	Sam Houston St.	2 3		
									171 A	Lamar	1 3		
									171 H	Lamar	3 2		
									173 N	UCF	1 3		
									182 A	Texas-Arlington	1 3		
									182 H	Texas-Arlington	3 0		
									198 H	McNeese St.	3 1		
									200 A	North Texas	3 2		
									230 A	Nicholls St.	1 3		
									256 H	Cal St. Bakersfield	3 2		
									260 N	Weber St.	3 1		
									265 A	Southeastern La.	3 0		
									276 A	A&M-Corpus Christi	3 0		
									276 H	A&M-Corpus Christi	3 0		
									290 H	Northwestern St.	3 2		
									293 A	Prairie View	3 1		
									293 H	Prairie View	3 1		
			LAST 10 GAMES										
			145 H	Stephen F. Austin	1 3	276 H	A&M-Corpus Christi	3 0					
			182 H	Texas-Arlington	3 0	171 A	Lamar	1 3					
			106 H	Texas St.	0 3	162 A	Sam Houston St.	2 3					
			265 A	Southeastern La.	3 0	91 H	Central Ark.	2 3					
			230 A	Nicholls St.	1 3	290 H	Northwestern St.	3 2					

U
T
S
A

Non-Div. I Games:

UTSA

Average RPI Win:	215	WON-LOST RECORD	WINNING PCT. RANK	LAST 10 GAMES	STRENGTH OF SCHEDULE	OPP. STRENGTH OF SCHEDULE	TEAM RPI	ADJ RPI	CONF. RPI	ADJ CONF. RPI	
DIV. I ONLY	22- 11	.66667	74	6- 4	233	182	128	.51801	122	17	16
DIV. I NON-CONF.	10- 6	.625	110	2- 1	228	163	147	.50054	148	18	18
<hr/>											
TOTALS	RPI 1-25	RPI 26-50		W-L RECORDS	RPI 51-100		RPI 101-150		RPI 150+		
22- 11	0- 0	0- 0		OVERALL	0- 3		3- 6		19- 2		
10- 1	0- 0	0- 0		HOME	0- 0		1- 1		9- 0		
6- 7	0- 0	0- 0		AWAY	0- 3		1- 3		5- 1		
6- 3	0- 0	0- 0		NEUTRAL	0- 0		1- 2		5- 1		
10- 6	0- 0	0- 0		NON-CONFERENCE	0- 3		2- 2		8- 1		
3- 0	0- 0	0- 0		HOME	0- 0		0- 0		3- 0		
1- 4	0- 0	0- 0		AWAY	0- 3		1- 1		0- 0		
6- 2	0- 0	0- 0		NEUTRAL	0- 0		1- 1		5- 1		
12- 5	0- 0	0- 0		CONFERENCE	0- 0		1- 4		11- 1		
7- 1	0- 0	0- 0		HOME	0- 0		1- 1		6- 0		
5- 3	0- 0	0- 0		AWAY	0- 0		0- 2		5- 1		
0- 1	0- 0	0- 0		NEUTRAL	0- 0		0- 1		0- 0		
RPI	S	Opponent	Score	RPI	S	Opponent	Score	RPI	S	Opponent	Score
						51 A Pittsburgh	1 3	107 A		Southern Ill.	2 3
						61 A Western Mich.	0 3	110 A		Cleveland St.	1 3
						100 A Drake	0 3	110 H		Cleveland St.	0 3
								130 N		UAB	3 0
								134 A		IUPUI	3 0
								136 N		Colorado	0 3
								139 A		Milwaukee	1 3
								139 H		Milwaukee	3 2
								139 N		Milwaukee	0 3
								153 A		Butler	1 3
								153 H		Butler	3 0
								154 H		Oakland	3 2
								166 N		UNLV	1 3
								170 N		Md.-East. Shore	3 0
								183 N		Murray St.	3 0
								204 A		Wright St.	3 0
								204 H		Wright St.	3 2
								212 N		South Dakota	3 2
								219 A		Ill.-Chicago	3 0
								219 H		Ill.-Chicago	3 0
								233 A		Green Bay	3 1
								233 H		Green Bay	3 0
								242 H		Indiana St.	3 0
								245 A		Loyola (IL)	3 1
								245 H		Loyola (IL)	3 0
								252 A		Youngstown St.	3 0
								252 H		Youngstown St.	3 1
<hr/>											
LAST 10 GAMES											
						61 A Western Mich.	0 3	245 H		Loyola (IL)	3 0
						139 N Milwaukee	0 3	219 H		Ill.-Chicago	3 0
						233 A Green Bay	3 1	154 H		Oakland	3 2
						139 A Milwaukee	1 3	153 A		Butler	1 3
						319 H Chicago St.	3 0	204 A		Wright St.	3 0

Non-Div. I Games:

Valparaiso

RPI	S	Opponent	Score	
276	N	A&M-Corpus Christi	3	1
313	N	Centenary (LA)	3	0
319	H	Chicago St.	3	0

Valparaiso

V
a
l
p
a
r
a
i
s
o

V
a
l
p
a
r
a
i
s
o

Average RPI Win: 181		WON-LOST RECORD	WINNING PCT. RANK		LAST 10 GAMES	STRENGTH OF SCHEDULE	OPP. STRENGTH OF SCHEDULE	TEAM RPI	ADJ RPI		CONF. RPI	ADJ CONF. RPI					
Average RPI Loss: 86																	
DIV. I ONLY		27- 9	.75	38	9- 1	127	145	63	.57052	69	14	14					
DIV. I NON-CONF.		14- 6	.7	78	2- 0	184	125	100	.5382	102	14	15					
<hr/>																	
TOTALS		RPI 1-25		RPI 26-50		W-L RECORDS		RPI 51-100		RPI 101-150		RPI 150+					
27- 9		0- 1		1- 0		OVERALL		3- 5		6- 2		17- 1					
14- 3		0- 0		0- 0		HOME		3- 2		4- 1		7- 0					
9- 3		0- 1		1- 0		AWAY		0- 2		1- 0		7- 0					
4- 3		0- 0		0- 0		NEUTRAL		0- 1		1- 1		3- 1					
<hr/>																	
14- 6		0- 1		0- 0		NON-CONFERENCE		2- 3		3- 1		9- 1					
7- 1		0- 0		0- 0		HOME		2- 1		2- 0		3- 0					
3- 2		0- 1		0- 0		AWAY		0- 1		0- 0		3- 0					
4- 3		0- 0		0- 0		NEUTRAL		0- 1		1- 1		3- 1					
<hr/>																	
13- 3		0- 0		1- 0		CONFERENCE		1- 2		3- 1		8- 0					
7- 2		0- 0		0- 0		HOME		1- 1		2- 1		4- 0					
6- 1		0- 0		1- 0		AWAY		0- 1		1- 0		4- 0					
0- 0		0- 0		0- 0		NEUTRAL		0- 0		0- 0		0- 0					
<hr/>																	
RPI	S	Opponent		Score		RPI	S	Opponent		Score		RPI	S	Opponent		Score	
11	A	Michigan		0	3	46	A	Delaware		3	2	51	H	Pittsburgh		3	1
						60	A	George Mason		2	3	108	H	Liberty		3	0
						60	H	George Mason		3	2	108	H	Liberty		3	0
						60	H	George Mason		2	3	109	A	William & Mary		3	1
						65	N	Missouri		0	3	109	H	William & Mary		3	0
						86	H	George Washington		2	3	109	H	William & Mary		2	3
						88	H	Temple		3	2	125	N	Morehead St.		1	3
						99	A	Virginia		2	3	135	H	Northeastern		3	1
												144	N	Fairfield		3	0
												155	A	Georgetown		3	1
												163	N	UMBC		1	3
												174	A	Maryland		3	1
												201	A	Georgia St.		3	0
												201	H	Georgia St.		3	0
												204	H	Wright St.		3	1
												206	H	Hofstra		3	2
						208	N	Campbell		3	0						
						221	A	UNC Wilmington		3	0						
						221	H	UNC Wilmington		3	0						
						225	A	James Madison		3	0						
						225	H	James Madison		3	1						
						239	H	East Carolina		3	1						
						240	H	St. John's (NY)		3	1						
						261	A	Towson		3	0						
						308	N	N.C. Central		3	0						
						314	N	Howard		3	0						
						326	A	Winston-Salem		3	0						
<hr/>																	
LAST 10 GAMES																	
		108 H Liberty		3	0			201 A Georgia St.		3	0						
		51 H Pittsburgh		3	1			60 H George Mason		3	2						
		60 H George Mason		2	3			225 H James Madison		3	1						
		109 H William & Mary		3	0			261 A Towson		3	0						
		221 A UNC Wilmington		3	0			46 A Delaware		3	2						

Non-Div. I Games:

VCU

Average RPI Win:	176	WON-LOST RECORD	WINNING PCT. RANK	LAST 10 GAMES	STRENGTH OF SCHEDULE	OPP. STRENGTH OF SCHEDULE	TEAM RPI	ADJ RPI	CONF. RPI	ADJ CONF. RPI					
DIV. I ONLY		16- 13	.55172	132	3- 7	119	85	113	.52212	117	8	9			
DIV. I NON-CONF.		11- 4	.73333	65	0- 1	129	97	78	.56505	83	8	8			
<hr/>															
TOTALS	RPI 1-25	RPI 26-50		W-L RECORDS		RPI 51-100		RPI 101-150		RPI 150+					
16- 13	0- 1	0- 3		OVERALL		4- 6		1- 1		11- 2					
7- 5	0- 0	0- 3		HOME		1- 1		1- 0		5- 1					
4- 7	0- 1	0- 0		AWAY		1- 4		0- 1		3- 1					
5- 1	0- 0	0- 0		NEUTRAL		2- 1		0- 0		3- 0					
<hr/>															
11- 4	0- 0	0- 1		NON-CONFERENCE		4- 2		0- 0		7- 1					
3- 1	0- 0	0- 1		HOME		1- 0		0- 0		2- 0					
3- 2	0- 0	0- 0		AWAY		1- 1		0- 0		2- 1					
5- 1	0- 0	0- 0		NEUTRAL		2- 1		0- 0		3- 0					
<hr/>															
5- 9	0- 1	0- 2		CONFERENCE		0- 4		1- 1		4- 1					
4- 4	0- 0	0- 2		HOME		0- 1		1- 0		3- 1					
1- 5	0- 1	0- 0		AWAY		0- 3		0- 1		1- 0					
0- 0	0- 0	0- 0		NEUTRAL		0- 0		0- 0		0- 0					
<hr/>															
RPI	S	Opponent	Score	RPI	S	Opponent	Score	RPI	S	Opponent	Score				
20	A	Notre Dame	0 <div>3</div>	38	H	Louisville	1 <div>3</div>	51	A	Pittsburgh	0 <div>3</div>	126	H	Connecticut	3 1
				43	H	Cincinnati	0 <div>3</div>	54	N	Albany (NY)	3 2	143	A	West Virginia	1 <div>3</div>
				46	H	Delaware	1 <div>3</div>	68	H	South Fla.	0 <div>3</div>	155	H	Georgetown	1 <div>3</div>
								70	N	Virginia Tech	3 2	163	H	UMBC	3 0
								82	A	Marquette	0 <div>3</div>	165	H	Princeton	3 2
								86	H	George Washington	3 1	174	A	Maryland	3 0
								88	N	Temple	2 <div>3</div>	184	A	Long Island	3 0
								89	A	Penn	2 <div>3</div>	186	H	Seton Hall	3 0
								89	A	Syracuse	0 <div>3</div>	210	H	Rutgers	3 0
								99	A	Virginia	3 1	215	A	Fordham	2 <div>3</div>
												236	N	Stony Brook	3 2
												240	H	St. John's (NY)	3 2
												252	N	Youngstown St.	3 1
												269	A	DePaul	3 0
												298	N	La Salle	3 1
<hr/>															
				LAST 10 GAMES											
				82	A	Marquette	0 <div>3</div>	68	H	South Fla.	0 <div>3</div>				
				89	A	Syracuse	0 <div>3</div>	215	A	Fordham	2 <div>3</div>				
				51	A	Pittsburgh	0 <div>3</div>	240	H	St. John's (NY)	3 2				
				143	A	West Virginia	1 <div>3</div>	126	H	Connecticut	3 1				
				155	H	Georgetown	1 <div>3</div>	210	H	Rutgers	3 0				

Non-Div. I Games:

Villanova

Average RPI Win: 147		WON-LOST	WINNING	LAST 10	STRENGTH OF		OPP. STRENGTH	TEAM	ADJ	CONF.	ADJ CONF.
Average RPI Loss: 67		RECORD	PCT. RANK	GAMES	SCHEDULE		OF SCHEDULE	RPI	RPI	RPI	RPI
DIV. I ONLY		19- 12	.6129	101	3- 7		64	65	70	.5695	70
DIV. I NON-CONF.		10- 1	.90909	14	0- 0		88	199	31	.62865	34
TOTALS		RPI 1-25	RPI 26-50		W-L RECORDS		RPI 51-100		RPI 101-150		RPI 150+
19- 12	0- 2	2- 4		OVERALL		5- 3		4- 2		8- 1	
12- 3	0- 1	1- 2		HOME		3- 0		3- 0		5- 0	
4- 8	0- 1	1- 2		AWAY		0- 3		1- 1		2- 1	
3- 1	0- 0	0- 0		NEUTRAL		2- 0		0- 1		1- 0	
10- 1	0- 0	0- 0		NON-CONFERENCE		2- 0		3- 1		5- 0	
6- 0	0- 0	0- 0		HOME		0- 0		2- 0		4- 0	
1- 0	0- 0	0- 0		AWAY		0- 0		1- 0		0- 0	
3- 1	0- 0	0- 0		NEUTRAL		2- 0		0- 1		1- 0	
9- 11	0- 2	2- 4		CONFERENCE		3- 3		1- 1		3- 1	
6- 3	0- 1	1- 2		HOME		3- 0		1- 0		1- 0	
3- 8	0- 1	1- 2		AWAY		0- 3		0- 1		2- 1	
0- 0	0- 0	0- 0		NEUTRAL		0- 0		0- 0		0- 0	
RPI S	Opponent	Score	RPI S	Opponent	Score	RPI S	Opponent	Score	RPI S	Opponent	Score
3	A Florida St.	1 3	30	A Duke	1 3	54	N Albany (NY)	3 1	108	H Liberty	3 0
3	H Florida St.	1 3	30	H Duke	1 3	58	A Clemson	1 3	117	N Villanova	2 3
			42	A Miami (FL)	3 2	58	H Clemson	3 2	124	A Wake Forest	1 3
			42	H Miami (FL)	0 3	75	A North Carolina	2 3	124	H Wake Forest	3 1
			45	A Georgia Tech	0 3	75	H North Carolina	3 2	137	H Arkansas	3 2
			45	H Georgia Tech	3 0	76	N Yale	3 0	140	A American	3 1
						99	A Virginia	1 3	156	H Montana	3 1
						99	H Virginia	3 1	174	A Maryland	2 3
									191	A Boston College	3 2
									195	H UNC Greensboro	3 1
									196	N NJIT	3 0
									239	H East Carolina	3 0
									272	A North Carolina St.	3 0
									272	H North Carolina St.	3 0
									309	H Norfolk St.	3 0
			LAST 10 GAMES								
			99	H Virginia	3 1	75	A North Carolina	2 3			
			45	A Georgia Tech	0 3	272	A North Carolina St.	3 0			
			58	A Clemson	1 3	3	H Florida St.	1 3			
			124	H Wake Forest	3 1	42	H Miami (FL)	0 3			
			30	H Duke	1 3	174	A Maryland	2 3			

Non-Div. I Games:

Virginia Tech

Average RPI Win:	173	WON-LOST RECORD	WINNING PCT. RANK	LAST 10 GAMES	STRENGTH OF SCHEDULE	OPP. STRENGTH OF SCHEDULE	TEAM RPI	ADJ RPI	CONF. RPI	ADJ CONF. RPI	
Average RPI Loss:	48	12- 19	.3871 225	4- 6	28	46	110	.53693 99	5	5	
DIV. I ONLY		5- 6	.45455 196	0- 0	25	88	90	.56155 87	5	5	
DIV. I NON-CONF.											
<hr/>											
TOTALS	RPI 1-25	RPI 26-50		W-L RECORDS	RPI 51-100		RPI 101-150		RPI 150+		
12- 19	0- 5	1- 6		OVERALL	3- 6		1- 2		7- 0		
7- 7	0- 1	1- 2		HOME	2- 3		1- 1		3- 0		
3- 10	0- 2	0- 4		AWAY	0- 3		0- 1		3- 0		
2- 2	0- 2	0- 0		NEUTRAL	1- 0		0- 0		1- 0		
5- 6	0- 3	0- 1		NON-CONFERENCE	2- 1		0- 1		3- 0		
3- 2	0- 0	0- 0		HOME	1- 1		0- 1		2- 0		
0- 2	0- 1	0- 1		AWAY	0- 0		0- 0		0- 0		
2- 2	0- 2	0- 0		NEUTRAL	1- 0		0- 0		1- 0		
7- 13	0- 2	1- 5		CONFERENCE	1- 5		1- 1		4- 0		
4- 5	0- 1	1- 2		HOME	1- 2		1- 0		1- 0		
3- 8	0- 1	0- 3		AWAY	0- 3		0- 1		3- 0		
0- 0	0- 0	0- 0		NEUTRAL	0- 0		0- 0		0- 0		
<hr/>											
RPI S	Opponent	Score	RPI S	Opponent	Score	RPI S	Opponent	Score	RPI S	Opponent	Score
3 A	Florida St.	0 3	30 A	Duke	0 3	54 H	Albany (NY)	0 3	117 H	Villanova	1 3
3 H	Florida St.	0 3	30 H	Duke	1 3	58 A	Clemson	1 3	124 A	Wake Forest	1 3
9 N	UCLA	1 3	40 A	Texas A&M	0 3	58 H	Clemson	0 3	124 H	Wake Forest	3 1
12 A	Nebraska	0 3	42 A	Miami (FL)	1 3	69 H	VCU	3 2	174 A	Maryland	3 0
16 N	UNI	0 3	42 H	Miami (FL)	3 2	70 A	Virginia Tech	1 3	191 A	Boston College	3 2
			45 A	Georgia Tech	0 3	70 H	Virginia Tech	3 1	208 H	Campbell	3 0
			45 H	Georgia Tech	1 3	75 A	North Carolina	1 3	253 N	Iona	3 0
						75 H	North Carolina	0 3	272 A	North Carolina St.	3 0
						96 N	BYU	3 1	272 H	North Carolina St.	3 0
									308 H	N.C. Central	3 0
<hr/>											
LAST 10 GAMES											
70 A	Virginia Tech	1 3	272 A	North Carolina St.	3 0						
58 A	Clemson	1 3	75 A	North Carolina	1 3						
45 A	Georgia Tech	0 3	42 H	Miami (FL)	3 2						
30 H	Duke	1 3	3 H	Florida St.	0 3						
124 H	Wake Forest	3 1	191 A	Boston College	3 2						

Non-Div. I Games:

Virginia

Average RPI Win:		164	WON-LOST RECORD		WINNING PCT. RANK		LAST 10 GAMES		STRENGTH OF SCHEDULE		OPP. STRENGTH OF SCHEDULE		TEAM RPI		ADJ RPI		CONF. RPI		ADJ CONF. RPI	
DIV. I ONLY			11- 20		.35484 246		4- 6		42		48		135		.5153 124		5		5	
DIV. I NON-CONF.			2- 9		.18182 295		0- 0		27		90		172		.48769 164		5		5	
TOTALS		RPI 1-25		RPI 26-50		W-L RECORDS		RPI 51-100		RPI 101-150		RPI 150+								
11- 20		0- 3		0- 6		OVERALL		3- 7		1- 4		7- 0								
8- 6		0- 1		0- 3		HOME		3- 1		1- 1		4- 0								
3- 10		0- 1		0- 3		AWAY		0- 5		0- 1		3- 0								
0- 4		0- 1		0- 0		NEUTRAL		0- 1		0- 2		0- 0								
2- 9		0- 1		0- 1		NON-CONFERENCE		0- 3		1- 4		1- 0								
2- 3		0- 0		0- 1		HOME		0- 1		1- 1		1- 0								
0- 2		0- 0		0- 0		AWAY		0- 1		0- 1		0- 0								
0- 4		0- 1		0- 0		NEUTRAL		0- 1		0- 2		0- 0								
9- 11		0- 2		0- 5		CONFERENCE		3- 4		0- 0		6- 0								
6- 3		0- 1		0- 2		HOME		3- 0		0- 0		3- 0								
3- 8		0- 1		0- 3		AWAY		0- 4		0- 0		3- 0								
0- 0		0- 0		0- 0		NEUTRAL		0- 0		0- 0		0- 0								
RPI	S	Opponent		Score		RPI	S	Opponent		Score		RPI	S	Opponent		Score				
3	A	Florida St.		2	3	30	A	Duke		1	3	58	A	Clemson		0	3			
3	H	Florida St.		0	3	30	H	Duke		0	3	61	A	Western Mich.		0	3			
19	N	Dayton		1	3	42	A	Miami (FL)		1	3	70	A	Virginia Tech		1	3			
						42	H	Miami (FL)		1	3	70	H	Virginia Tech		3	1			
						45	A	Georgia Tech		0	3	75	A	North Carolina		1	3			
						50	H	Furman		2	3	75	H	North Carolina		3	2			
												77	N	Auburn		0	3			
												85	H	Jacksonville St.		1	3			
												99	A	Virginia		1	3			
												99	H	Virginia		3	1			

Non-Div. I Games:

Wake Forest

Average RPI Win:	133	WON-LOST RECORD	WINNING PCT. RANK	LAST 10 GAMES	STRENGTH OF SCHEDULE	OPP. STRENGTH OF SCHEDULE	TEAM RPI	ADJ RPI	CONF. RPI	ADJ CONF. RPI	
DIV. I ONLY		18- 12	.6 109	2- 8	63	19	59	.57988 55	1	1	
DIV. I NON-CONF.		12- 0	1 1	1- 0	233	136	55	.59546 56	2	2	
<hr/>											
TOTALS	RPI 1-25	RPI 26-50		W-L RECORDS	RPI 51-100		RPI 101-150		RPI 150+		
18- 12	3- 11	0- 0		OVERALL	6- 1		2- 0		7- 0		
12- 4	3- 4	0- 0		HOME	3- 0		1- 0		5- 0		
4- 8	0- 7	0- 0		AWAY	1- 1		1- 0		2- 0		
2- 0	0- 0	0- 0		NEUTRAL	2- 0		0- 0		0- 0		
<hr/>											
12- 0	0- 0	0- 0		NON-CONFERENCE	3- 0		2- 0		7- 0		
7- 0	0- 0	0- 0		HOME	1- 0		1- 0		5- 0		
3- 0	0- 0	0- 0		AWAY	0- 0		1- 0		2- 0		
2- 0	0- 0	0- 0		NEUTRAL	2- 0		0- 0		0- 0		
<hr/>											
6- 12	3- 11	0- 0		CONFERENCE	3- 1		0- 0		0- 0		
5- 4	3- 4	0- 0		HOME	2- 0		0- 0		0- 0		
1- 8	0- 7	0- 0		AWAY	1- 1		0- 0		0- 0		
0- 0	0- 0	0- 0		NEUTRAL	0- 0		0- 0		0- 0		
<hr/>											
RPI S	Opponent	Score	RPI S	Opponent	Score	RPI S	Opponent	Score	RPI S	Opponent	Score
5 A	Stanford	1 3				65 N	Missouri	3 0	116 H	Eastern Wash.	3 0
5 H	Stanford	0 3				73 A	Oregon St.	3 0	129 A	Utah Valley	3 0
7 A	Washington	0 3				73 H	Oregon St.	3 2	168 A	Gonzaga	3 0
7 H	Washington	3 1				81 N	Utah	3 0	190 H	Idaho	3 2
9 A	UCLA	1 3				87 A	Arizona St.	1 3	228 H	Portland	3 0
9 H	UCLA	0 3				87 H	Arizona St.	3 2	232 H	Cal St. Northridge	3 1
10 A	California	0 3				93 H	UC Davis	3 1	232 H	Cal St. Northridge	3 0
10 H	California	1 3							260 A	Weber St.	3 0
21 A	Southern California	1 3							306 H	Montana St.	3 1
21 A	Oregon	1 3									
21 H	Oregon	1 3									
21 H	Southern California	3 0									
25 A	Arizona	1 3									
25 H	Arizona	3 0									
<hr/>											
LAST 10 GAMES											
73 H	Oregon St.	3 2	9 A	UCLA	1 3						
21 H	Oregon	1 3	5 H	Stanford	0 3						
7 A	Washington	0 3	10 H	California	1 3						
116 H	Eastern Wash.	3 0	25 A	Arizona	1 3						
21 A	Southern California	1 3	87 A	Arizona St.	1 3						

Non-Div. I Games:

Washington St.

Average RPI Win:		82	WON-LOST RECORD		WINNING PCT. RANK		LAST 10 GAMES		STRENGTH OF SCHEDULE		OPP. STRENGTH OF SCHEDULE		TEAM RPI	ADJ RPI		CONF. RPI	ADJ CONF. RPI			
DIV. I ONLY			23- 5		.82143		20		6- 4		35		2		8	.6725		7	1	1
DIV. I NON-CONF.			10- 0		1		1		0- 0		165		27		24	.63937		24	2	2
TOTALS		RPI 1-25		RPI 26-50		W-L RECORDS		RPI 51-100		RPI 101-150		RPI 150+								
23- 5		10- 4		1- 0		OVERALL		6- 1		1- 0		5- 0								
9- 2		4- 2		0- 0		HOME		3- 0		1- 0		1- 0								
9- 3		4- 2		0- 0		AWAY		3- 1		0- 0		2- 0								
5- 0		2- 0		1- 0		NEUTRAL		0- 0		0- 0		2- 0								
10- 0		2- 0		1- 0		NON-CONFERENCE		1- 0		1- 0		5- 0								
2- 0		0- 0		0- 0		HOME		0- 0		1- 0		1- 0								
3- 0		0- 0		0- 0		AWAY		1- 0		0- 0		2- 0								
5- 0		2- 0		1- 0		NEUTRAL		0- 0		0- 0		2- 0								
13- 5		8- 4		0- 0		CONFERENCE		5- 1		0- 0		0- 0								
7- 2		4- 2		0- 0		HOME		3- 0		0- 0		0- 0								
6- 3		4- 2		0- 0		AWAY		2- 1		0- 0		0- 0								
0- 0		0- 0		0- 0		NEUTRAL		0- 0		0- 0		0- 0								
RPI	S	Opponent		Score		RPI	S	Opponent		Score		RPI	S	Opponent		Score				
5	A	Stanford		2	3	31	N	Middle Tenn.		3	0	55	A	Washington St.		1	3			
5	H	Stanford		3	0							55	H	Washington St.		3	0			
8	N	Minnesota		3	0							73	A	Oregon St.		3	0			
9	A	UCLA		3	0							73	H	Oregon St.		3	0			
9	H	UCLA		3	1							84	A	Portland St.		3	0			
10	A	California		3	0							87	A	Arizona St.		3	0			
10	H	California		2	3							87	H	Arizona St.		3	0			
14	N	Florida		3	0															
21	A	Oregon		3	0															
21	A	Southern California		2	3															
21	H	Oregon		2	3															
21	H	Southern California		3	2															
25	A	Arizona		3	1															
25	H	Arizona		3	0															
LAST 10 GAMES																				
21	H	Oregon		2	3	10	H	California		2	3									
73	H	Oregon St.		3	0	5	H	Stanford		3	0									
55	H	Washington St.		3	0	87	A	Arizona St.		3	0									
9	A	UCLA		3	0	25	A	Arizona		3	1									
21	A	Southern California		2	3	55	A	Washington St.		1	3									

Non-Div. I Games:

Washington

Average RPI Win: 226		WON-LOST RECORD		WINNING PCT. RANK		LAST 10 GAMES		STRENGTH OF SCHEDULE		OPP. STRENGTH OF SCHEDULE		TEAM RPI		ADJ RPI		CONF. RPI		ADJ CONF. RPI	
DIV. I ONLY		8- 21		.27586 277		4- 6		205		162		266		.40598 260		25		21	
DIV. I NON-CONF.		3- 10		.23077 278		2- 0		159		73		249		.43001 240		17		17	
TOTALS		RPI 1-25		RPI 26-50		W-L RECORDS		RPI 51-100		RPI 101-150		RPI 150+							
8- 21		0- 2		0- 0		OVERALL		1- 6		0- 4		7- 9							
5- 8		0- 0		0- 0		HOME		0- 2		0- 2		5- 4							
2- 9		0- 1		0- 0		AWAY		0- 4		0- 1		2- 3							
1- 4		0- 1		0- 0		NEUTRAL		1- 0		0- 1		0- 2							
3- 10		0- 2		0- 0		NON-CONFERENCE		0- 3		0- 2		3- 3							
3- 3		0- 0		0- 0		HOME		0- 1		0- 1		3- 1							
0- 3		0- 1		0- 0		AWAY		0- 2		0- 0		0- 0							
0- 4		0- 1		0- 0		NEUTRAL		0- 0		0- 1		0- 2							
5- 11		0- 0		0- 0		CONFERENCE		1- 3		0- 2		4- 6							
2- 5		0- 0		0- 0		HOME		0- 1		0- 1		2- 3							
2- 6		0- 0		0- 0		AWAY		0- 2		0- 1		2- 3							
1- 0		0- 0		0- 0		NEUTRAL		1- 0		0- 0		0- 0							
RPI	S	Opponent		Score		RPI	S	Opponent		Score		RPI	S	Opponent		Score			
5	N	Stanford		0	3			55	H	Washington St.		0	3	112	N	Kansas St.		0	3
18	A	Hawaii		0	3			81	A	Utah		1	3	116	A	Eastern Wash.		0	3
								84	A	Portland St.		0	3	116	H	Eastern Wash.		0	3
								84	N	Portland St.		3	2	129	H	Utah Valley		0	3
								96	A	BYU		0	3	156	A	Montana		1	3
								98	A	Northern Colo.		0	3	156	H	Montana		1	3
								98	H	Northern Colo.		2	3	168	H	Gonzaga		3	2
														175	N	UTSA		1	3
														181	N	Cal Poly		2	3
														203	H	Utah St.		1	3
														213	A	Idaho St.		0	3
														213	H	Idaho St.		3	1
														214	A	Sacramento St.		3	2
														214	H	Sacramento St.		1	3
														254	H	Seattle		3	0
														262	A	Northern Ariz.		1	3
														262	H	Northern Ariz.		0	3
														266	H	Southern Utah		3	1
														306	A	Montana St.		3	2
														306	H	Montana St.		3	1
LAST 10 GAMES																			
						306	H	Montana St.		3	1	98	H	Northern Colo.		2	3		
						156	H	Montana		1	3	262	H	Northern Ariz.		0	3		
						213	A	Idaho St.		0	3	84	A	Portland St.		0	3		
						266	H	Southern Utah		3	1	116	A	Eastern Wash.		0	3		
						214	A	Sacramento St.		3	2	254	H	Seattle		3	0		

Non-Div. I Games:

Weber St.

Average RPI Win:	204	WON-LOST RECORD	WINNING PCT. RANK	LAST 10 GAMES	STRENGTH OF SCHEDULE	OPP. STRENGTH OF SCHEDULE	TEAM RPI	ADJ RPI	CONF. RPI	ADJ CONF. RPI					
Average RPI Loss:	102	17- 13	.56667	127	6- 4	197	125	140	.49962	143	8	9			
DIV. I ONLY		11- 5	.6875	88	1- 0	224	197	129	.51196	132	8	8			
DIV. I NON-CONF.															
<hr/>															
TOTALS	RPI 1-25	RPI 26-50		W-L RECORDS		RPI 51-100		RPI 101-150		RPI 150+					
17- 13	0- 1	0- 3		OVERALL		2- 4		2- 1		13- 4					
9- 5	0- 1	0- 0		HOME		2- 1		1- 0		6- 3					
4- 7	0- 0	0- 2		AWAY		0- 3		1- 1		3- 1					
4- 1	0- 0	0- 1		NEUTRAL		0- 0		0- 0		4- 0					
<hr/>															
11- 5	0- 0	0- 1		NON-CONFERENCE		1- 1		0- 1		10- 2					
5- 2	0- 0	0- 0		HOME		1- 0		0- 0		4- 2					
2- 2	0- 0	0- 0		AWAY		0- 1		0- 1		2- 0					
4- 1	0- 0	0- 1		NEUTRAL		0- 0		0- 0		4- 0					
<hr/>															
6- 8	0- 1	0- 2		CONFERENCE		1- 3		2- 0		3- 2					
4- 3	0- 1	0- 0		HOME		1- 1		1- 0		2- 1					
2- 5	0- 0	0- 2		AWAY		0- 2		1- 0		1- 1					
0- 0	0- 0	0- 0		NEUTRAL		0- 0		0- 0		0- 0					
<hr/>															
RPI	S	Opponent	Score	RPI	S	Opponent	Score	RPI	S	Opponent	Score	RPI	S	Opponent	Score
20	H	Notre Dame	0 3	37	N	TCU	0 3	51	A	Pittsburgh	0 3	117	H	Villanova	3 1
				38	A	Louisville	0 3	60	H	George Mason	3 2	126	A	Connecticut	3 1
				43	A	Cincinnati	0 3	68	A	South Fla.	0 3	146	A	Denver	2 3
								79	A	Marshall	1 3	154	H	Oakland	0 3
								82	H	Marquette	3 2	155	A	Georgetown	3 2
								89	H	Syracuse	0 3	165	H	Princeton	3 1
												169	H	Duquesne	1 3
												186	H	Seton Hall	1 3
												193	A	Akron	3 2
												204	H	Wright St.	3 2
												210	H	Rutgers	3 0
												240	A	St. John's (NY)	1 3
												248	N	Air Force	3 0
												252	A	Youngstown St.	3 1
												261	H	Towson	3 0
												266	N	Southern Utah	3 0
												269	H	DePaul	3 0
												281	N	Eastern Ill.	3 0
												288	N	Bucknell	3 0
												297	H	St. Francis (PA)	3 0
<hr/>															
				LAST 10 GAMES											
				186	H	Seton Hall	1 3	126	A	Connecticut	3 1				
				210	H	Rutgers	3 0	51	A	Pittsburgh	0 3				
				252	A	Youngstown St.	3 1	20	H	Notre Dame	0 3				
				117	H	Villanova	3 1	269	H	DePaul	3 0				
				240	A	St. John's (NY)	1 3	155	A	Georgetown	3 2				

Non-Div. I Games:

West Virginia

Average RPI Win: 273		WON-LOST RECORD		WINNING PCT. RANK		LAST 10 GAMES		STRENGTH OF SCHEDULE		OPP. STRENGTH OF SCHEDULE		TEAM RPI		ADJ RPI		CONF. RPI		ADJ CONF. RPI	
DIV. I ONLY		4- 26		.13333 312		1- 9		150		253		286		.3562 285		19		19	
DIV. I NON-CONF.		3- 11		.21429 284		0- 0		158		248		270		.40108 271		23		25	
TOTALS		RPI 1-25		RPI 26-50		W-L RECORDS		RPI 51-100		RPI 101-150		RPI 150+							
4- 26		0- 1		0- 2		OVERALL		0- 2		1- 8		3- 13							
2- 9		0- 0		0- 1		HOME		0- 0		1- 2		1- 6							
0- 12		0- 0		0- 1		AWAY		0- 1		0- 5		0- 5							
2- 5		0- 1		0- 0		NEUTRAL		0- 1		0- 1		2- 2							
3- 11		0- 1		0- 1		NON-CONFERENCE		0- 1		0- 4		3- 4							
1- 2		0- 0		0- 0		HOME		0- 0		0- 1		1- 1							
0- 4		0- 0		0- 1		AWAY		0- 0		0- 2		0- 1							
2- 5		0- 1		0- 0		NEUTRAL		0- 1		0- 1		2- 2							
1- 15		0- 0		0- 1		CONFERENCE		0- 1		1- 4		0- 9							
1- 7		0- 0		0- 1		HOME		0- 0		1- 1		0- 5							
0- 8		0- 0		0- 0		AWAY		0- 1		0- 3		0- 4							
0- 0		0- 0		0- 0		NEUTRAL		0- 0		0- 0		0- 0							
RPI S	Opponent	Score		RPI S	Opponent	Score		RPI S	Opponent	Score		RPI S	Opponent	Score					
15 N	FIU	0	3	26 A	Kentucky	0	3	64 N	Northwestern	0	3	104 A	Georgia	1	3				
				50 H	Furman	0	3	92 A	Col. of Charleston	1	3	110 H	Cleveland St.	0	3				
												121 A	Ga. Southern	0	3				
												133 A	Coastal Caro.	0	3				
												141 A	Samford	1	3				
												141 H	Samford	0	3				
												147 A	Elon	0	3				
												147 H	Elon	3	2				
												149 N	Charlotte	0	3				
												178 A	Appalachian St.	0	3				
												178 H	Appalachian St.	1	3				
												180 A	UNC Asheville	0	3				
												195 A	UNC Greensboro	1	3				
												195 H	UNC Greensboro	1	3				
												217 H	Wofford	2	3				
												221 N	UNC Wilmington	2	3				
												234 A	Chattanooga	0	3				
												234 H	Chattanooga	0	3				
												267 H	Gardner-Webb	1	3				
												278 N	Bradley	1	3				
												282 A	Davidson	2	3				
												301 N	South Carolina St.	3	1				
												302 H	Citadel	0	3				
												314 H	Howard	3	0				
												330 N	Coppin St.	3	0				
LAST 10 GAMES				LAST 10 GAMES				LAST 10 GAMES				LAST 10 GAMES							
				147 H	Elon	3	2	302 H	Citadel	0	3	302 H	Citadel	0	3				
				195 H	UNC Greensboro	1	3	121 A	Ga. Southern	0	3	314 H	Howard	3	0				
				141 A	Samford	1	3	282 A	Davidson	2	3	330 N	Coppin St.	3	0				
				234 A	Chattanooga	0	3	217 H	Wofford	2	3								
				178 H	Appalachian St.	1	3	234 H	Chattanooga	0	3								

Non-Div. I Games:

Western Caro.

[illegible]

Non-Div. I Games:

Western Ill.

Average RPI Win:		194	WON-LOST	WINNING	LAST 10	STRENGTH OF		OPP. STRENGTH	TEAM	ADJ	CONF.	ADJ CONF.
Average RPI Loss:		39	RECORD	PCT. RANK	GAMES	SCHEDULE		OF SCHEDULE	RPI	RPI	RPI	RPI
DIV. I ONLY			25- 9	.73529	46	8- 2		161	102	72	.56666	72
DIV. I NON-CONF.			11- 4	.73333	65	0- 0		168	78	85	.56282	86
TOTALS		RPI 1-25	RPI 26-50		W-L RECORDS		RPI 51-100		RPI 101-150		RPI 150+	
25- 9	0- 3		0- 5		OVERALL		2- 0		6- 1		17- 0	
12- 2	0- 1		0- 1		HOME		1- 0		3- 0		8- 0	
8- 6	0- 2		0- 3		AWAY		0- 0		2- 1		6- 0	
5- 1	0- 0		0- 1		NEUTRAL		1- 0		1- 0		3- 0	
11- 4	0- 1		0- 2		NON-CONFERENCE		2- 0		2- 1		7- 0	
4- 0	0- 0		0- 0		HOME		1- 0		0- 0		3- 0	
2- 3	0- 1		0- 1		AWAY		0- 0		1- 1		1- 0	
5- 1	0- 0		0- 1		NEUTRAL		1- 0		1- 0		3- 0	
14- 5	0- 2		0- 3		CONFERENCE		0- 0		4- 0		10- 0	
8- 2	0- 1		0- 1		HOME		0- 0		3- 0		5- 0	
6- 3	0- 1		0- 2		AWAY		0- 0		1- 0		5- 0	
0- 0	0- 0		0- 0		NEUTRAL		0- 0		0- 0		0- 0	
RPI S	Opponent	Score	RPI S	Opponent	Score	RPI S	Opponent	Score	RPI S	Opponent	Score	
15 A	FIU	1 3	31 A	Middle Tenn.	2 3	53 H	Xavier	3 2	102 N	Miami (OH)	3 1	
15 H	FIU	1 3	31 A	Middle Tenn.	1 3	64 N	Northwestern	3 1	111 A	New Orleans	3 2	
17 A	Tennessee	2 3	31 H	Middle Tenn.	1 3				114 A	Belmont	3 2	
			34 N	Lipscomb	0 3				134 A	IUPUI	2 3	
			43 A	Cincinnati	1 3				146 H	Denver	3 0	
									146 H	Denver	3 1	
									148 H	Arkansas St.	3 1	
									158 H	Northern Ill.	3 0	
									167 H	UALR	3 0	
									179 A	Troy	3 0	
									179 H	Troy	3 0	
									200 H	North Texas	3 1	
									214 N	Sacramento St.	3 0	
									226 N	Tennessee Tech	3 0	
									238 H	Memphis	3 0	
									249 A	Fla. Atlantic	3 0	
									249 H	Fla. Atlantic	3 1	
									250 A	South Ala.	3 0	
									250 H	South Ala.	3 0	
									255 N	Eastern Mich.	3 1	
									269 A	DePaul	3 0	
									273 A	La.-Lafayette	3 0	
									291 H	Tennessee St.	3 0	
									307 A	La.-Monroe	3 0	
			LAST 10 GAMES									
			31 A	Middle Tenn.	1 3	15 H	FIU	1 3				
			146 H	Denver	3 1	250 H	South Ala.	3 0				
			250 A	South Ala.	3 0	179 H	Troy	3 0				
			179 A	Troy	3 0	273 A	La.-Lafayette	3 0				
			249 H	Fla. Atlantic	3 1	111 A	New Orleans	3 2				

Non-Div. I Games:

Western Ky.

[illegible]

Non-Div. I Games:

Western Mich.

Average RPI Win: 134		WON-LOST	WINNING	LAST 10	STRENGTH OF		OPP. STRENGTH	TEAM	ADJ		CONF.	ADJ CONF.
Average RPI Loss: 39		RECORD	PCT. RANK	GAMES	SCHEDULE		OF SCHEDULE	RPI	RPI		RPI	RPI
DIV. I ONLY		25- 6	.80645	26	8- 2		44	76	23		.62996	28
DIV. I NON-CONF.		9- 1	.9	18	0- 0		51	46	16		.658	16
TOTALS		RPI 1-25	RPI 26-50		W-L RECORDS		RPI 51-100		RPI 101-150		RPI 150+	
25- 6		0- 3	3- 0		OVERALL		6- 3		7- 0		9- 0	
12- 1		0- 1	1- 0		HOME		4- 0		2- 0		5- 0	
8- 3		0- 1	2- 0		AWAY		1- 2		2- 0		3- 0	
5- 2		0- 1	0- 0		NEUTRAL		1- 1		3- 0		1- 0	
9- 1		0- 0	3- 0		NON-CONFERENCE		1- 1		2- 0		3- 0	
4- 0		0- 0	1- 0		HOME		1- 0		0- 0		2- 0	
2- 0		0- 0	2- 0		AWAY		0- 0		0- 0		0- 0	
3- 1		0- 0	0- 0		NEUTRAL		0- 1		2- 0		1- 0	
16- 5		0- 3	0- 0		CONFERENCE		5- 2		5- 0		6- 0	
8- 1		0- 1	0- 0		HOME		3- 0		2- 0		3- 0	
6- 3		0- 1	0- 0		AWAY		1- 2		2- 0		3- 0	
2- 1		0- 1	0- 0		NEUTRAL		1- 0		1- 0		0- 0	
RPI S	Opponent	Score	RPI S	Opponent	Score	RPI S	Opponent	Score	RPI S	Opponent	Score	
16 A	UNI	2 3	32 A	Rice	3 1	51 N	Pittsburgh	0 3	105 N	South Carolina	3 1	
16 H	UNI	2 3	38 A	Louisville	3 1	52 A	Missouri St.	2 3	107 A	Southern Ill.	3 0	
16 N	UNI	1 3	49 H	Oklahoma	3 0	52 H	Missouri St.	3 0	107 H	Southern Ill.	3 0	
						52 N	Missouri St.	3 2	107 N	Southern Ill.	3 1	
						75 H	North Carolina	3 1	114 N	Belmont	3 0	
						83 A	Creighton	1 3	131 A	Illinois St.	3 0	
						83 H	Creighton	3 1	131 H	Illinois St.	3 0	
						100 A	Drake	3 0	151 A	Evansville	3 1	
						100 H	Drake	3 0	151 H	Evansville	3 1	
									176 N	Harvard	3 0	
									187 H	Oral Roberts	3 0	
									242 A	Indiana St.	3 1	
									242 H	Indiana St.	3 0	
									258 H	Grambling	3 0	
									278 A	Bradley	3 0	
									278 H	Bradley	3 0	
LAST 10 GAMES												
	16 N	UNI	1	3		16 H	UNI	2	3			
	52 N	Missouri St.	3	2		278 H	Bradley	3	0			
	107 N	Southern Ill.	3	1		151 A	Evansville	3	1			
	242 A	Indiana St.	3	1		107 A	Southern Ill.	3	0			
	131 A	Illinois St.	3	0		83 H	Creighton	3	1			

Non-Div. I Games:

Wichita St.

Average RPI Win:	205	WON-LOST RECORD	WINNING PCT. RANK	LAST 10 GAMES	STRENGTH OF SCHEDULE	OPP. STRENGTH OF SCHEDULE	TEAM RPI	ADJ RPI	CONF. RPI	ADJ CONF. RPI		
Average RPI Loss:	104											
DIV. I ONLY		18- 11	.62069	97	6- 4	122	179	102	.52774	109	14	14
DIV. I NON-CONF.		8- 6	.57143	140	0- 0	203	223	159	.48808	163	14	15
<hr/>												
TOTALS	RPI 1-25	RPI 26-50		W-L RECORDS		RPI 51-100		RPI 101-150		RPI 150+		
18- 11	0- 0	0- 2		OVERALL		2- 5		2- 1		14- 3		
7- 4	0- 0	0- 1		HOME		0- 2		1- 0		6- 1		
9- 3	0- 0	0- 1		AWAY		2- 2		1- 0		6- 0		
2- 4	0- 0	0- 0		NEUTRAL		0- 1		0- 1		2- 2		
8- 6	0- 0	0- 1		NON-CONFERENCE		0- 2		1- 1		7- 2		
3- 1	0- 0	0- 1		HOME		0- 0		0- 0		3- 0		
3- 1	0- 0	0- 0		AWAY		0- 1		1- 0		2- 0		
2- 4	0- 0	0- 0		NEUTRAL		0- 1		0- 1		2- 2		
10- 5	0- 0	0- 1		CONFERENCE		2- 3		1- 0		7- 1		
4- 3	0- 0	0- 0		HOME		0- 2		1- 0		3- 1		
6- 2	0- 0	0- 1		AWAY		2- 1		0- 0		4- 0		
0- 0	0- 0	0- 0		NEUTRAL		0- 0		0- 0		0- 0		
RPI	S	Opponent	Score	RPI	S	Opponent	Score	RPI	S	Opponent	Score	
				29	H	Ohio St.	1 3	60	A	George Mason	3 2	
				46	A	Delaware	2 3	106	N	Texas St.	0 3	
								135	H	Northeastern	3 0	
								140	A	American	3 1	
								155	A	Georgetown	3 2	
								170	H	Md.-East. Shore	3 1	
								174	N	Maryland	0 3	
								178	A	Appalachian St.	3 1	
								201	A	Georgia St.	3 1	
								201	H	Georgia St.	3 1	
								206	H	Hofstra	2 3	
								221	A	UNC Wilmington	3 2	
								221	H	UNC Wilmington	3 0	
								225	A	James Madison	3 2	
								225	H	James Madison	3 0	
								226	N	Tennessee Tech	2 3	
								261	A	Towson	3 0	
								264	N	North Fla.	3 1	
								316	N	Hampton	3 0	
								317	H	Rider	3 0	
								324	H	N.C. A&T	3 0	
				LAST 10 GAMES								
				69	A	VCU	0 3	46	A	Delaware	2 3	
				201	A	Georgia St.	3 1	261	A	Towson	3 0	
				221	A	UNC Wilmington	3 2	206	H	Hofstra	2 3	
				225	H	James Madison	3 0	135	H	Northeastern	3 0	
				60	H	George Mason	1 3	69	A	VCU	3 2	

Non-Div. I Games:

William & Mary

Average RPI Win: 327		WON-LOST RECORD		WINNING PCT. RANK		LAST 10 GAMES		STRENGTH OF SCHEDULE		OPP. STRENGTH OF SCHEDULE		TEAM RPI		ADJ RPI		CONF. RPI		ADJ CONF. RPI	
Average RPI Loss: 248																			
DIV. I ONLY		4- 32		.11111 317		0- 10		319		324		325		.20657 326		29		29	
DIV. I NON-CONF.		3- 30		.09091 311		0- 10		289		325		322		.21746 328		29		29	
TOTALS		RPI 1-25		RPI 26-50		W-L RECORDS		RPI 51-100		RPI 101-150		RPI 150+							
4- 32		0- 0		0- 0		OVERALL		0- 1		0- 4		4- 27							
3- 11		0- 0		0- 0		HOME		0- 1		0- 2		3- 8							
1- 11		0- 0		0- 0		AWAY		0- 0		0- 1		1- 10							
0- 10		0- 0		0- 0		NEUTRAL		0- 0		0- 1		0- 9							
3- 30		0- 0		0- 0		NON-CONFERENCE		0- 1		0- 4		3- 25							
2- 11		0- 0		0- 0		HOME		0- 1		0- 2		2- 8							
1- 10		0- 0		0- 0		AWAY		0- 0		0- 1		1- 9							
0- 9		0- 0		0- 0		NEUTRAL		0- 0		0- 1		0- 8							
1- 2		0- 0		0- 0		CONFERENCE		0- 0		0- 0		1- 2							
1- 0		0- 0		0- 0		HOME		0- 0		0- 0		1- 0							
0- 1		0- 0		0- 0		AWAY		0- 0		0- 0		0- 1							
0- 1		0- 0		0- 0		NEUTRAL		0- 0		0- 0		0- 1							
RPI S	Opponent	Score		RPI S	Opponent	Score		RPI S	Opponent	Score		RPI S	Opponent	Score					
								69 H	VCU	0	3	132 A	Florida A&M	0	3				
												132 H	Florida A&M	0	3				
												147 H	Elon	0	3				
												149 N	Charlotte	0	3				
												180 H	UNC Asheville	0	3				
												180 N	UNC Asheville	0	3				
												195 H	UNC Greensboro	0	3				
												208 H	Campbell	0	3				
												217 A	Wofford	0	3				
												217 H	Wofford	0	3				
												217 N	Wofford	0	3				
												235 A	High Point	0	3				
												235 A	High Point	0	3				
												239 H	East Carolina	0	3				
												280 N	Delaware St.	0	3				
												282 N	Davidson	0	3				
												286 A	Bethune-Cookman	0	3				
												286 H	Bethune-Cookman	2	3				
												295 N	Navy	1	3				
												301 A	South Carolina St.	0	3				
												301 H	South Carolina St.	2	3				
LAST 10 GAMES												305 N	Providence	1	3				
												308 A	N.C. Central	1	3				
												309 A	Norfolk St.	1	3				
												309 H	Norfolk St.	0	3				
												314 A	Howard	1	3				
												316 A	Hampton	0	3				
LAST 10 GAMES																			

Non-Div. I Games:

Winston-Salem

RPI	S	Opponent	Score
316	N	Hampton	2 3
316	N	Hampton	1 3
324	A	N.C. A&T	0 3
324	H	N.C. A&T	3 1
324	N	N.C. A&T	1 3
325	H	Savannah St.	3 0
328	H	Alabama St.	3 1
330	A	Coppin St.	3 1

Average RPI Win:	234	WON-LOST RECORD	WINNING PCT. RANK	LAST 10 GAMES	STRENGTH OF SCHEDULE	OPP. STRENGTH OF SCHEDULE	TEAM RPI	ADJ RPI	CONF. RPI	ADJ CONF. RPI	
Average RPI Loss:	121	19- 11	.63333 94	6- 4	152	227	111	.52333 113	18	24	
DIV. I ONLY		8- 5	.61538 115	0- 0	149	176	118	.52936 112	26	26	
DIV. I NON-CONF.											
<hr/>											
TOTALS	RPI 1-25	RPI 26-50		W-L RECORDS	RPI 51-100		RPI 101-150		RPI 150+		
19- 11	0- 0	0- 1		OVERALL	0- 3		2- 4		17- 3		
13- 2	0- 0	0- 0		HOME	0- 0		2- 1		11- 1		
5- 6	0- 0	0- 1		AWAY	0- 2		0- 2		5- 1		
1- 3	0- 0	0- 0		NEUTRAL	0- 1		0- 1		1- 1		
<hr/>											
8- 5	0- 0	0- 1		NON-CONFERENCE	0- 3		1- 1		7- 0		
7- 0	0- 0	0- 0		HOME	0- 0		1- 0		6- 0		
0- 3	0- 0	0- 1		AWAY	0- 2		0- 0		0- 0		
1- 2	0- 0	0- 0		NEUTRAL	0- 1		0- 1		1- 0		
<hr/>											
11- 6	0- 0	0- 0		CONFERENCE	0- 0		1- 3		10- 3		
6- 2	0- 0	0- 0		HOME	0- 0		1- 1		5- 1		
5- 3	0- 0	0- 0		AWAY	0- 0		0- 2		5- 1		
0- 1	0- 0	0- 0		NEUTRAL	0- 0		0- 0		0- 1		
<hr/>											
RPI S	Opponent	Score	RPI S	Opponent	Score	RPI S	Opponent	Score	RPI S	Opponent	Score
			50 A	Furman	1 3	58 A	Clemson	0 3	105 N	South Carolina	1 3
						68 A	South Fla.	0 3	108 A	Liberty	2 3
						92 N	Col. of Charleston	2 3	108 H	Liberty	0 3
									121 H	Ga. Southern	3 2
									133 A	Coastal Caro.	2 3
									133 H	Coastal Caro.	3 1
									153 H	Butler	3 1
									178 H	Appalachian St.	3 2
									180 A	UNC Asheville	2 3
									180 H	UNC Asheville	1 3
									224 A	Presbyterian	3 0
									224 H	Presbyterian	3 0
									225 H	James Madison	3 0
									235 A	High Point	3 1
									235 H	High Point	3 2
									244 A	Charleston So.	3 0
									244 H	Charleston So.	3 1
									244 N	Charleston So.	2 3
									249 N	Fla. Atlantic	3 0
									267 A	Gardner-Webb	3 0
									267 H	Gardner-Webb	3 1
									277 A	Radford	3 2
									277 H	Radford	3 1
									282 H	Davidson	3 1
									300 H	Morgan St.	3 0
									308 H	N.C. Central	3 0
<hr/>											
			LAST 10 GAMES								
			244 N	Charleston So.	2 3	277 A	Radford	3 2	277 H	Radford	3 1
			180 A	UNC Asheville	2 3	108 H	Liberty	0 3	282 H	Davidson	3 1
			267 A	Gardner-Webb	3 0	235 H	High Point	3 2	300 H	Morgan St.	3 0
			224 H	Presbyterian	3 0	244 H	Charleston So.	3 1	308 H	N.C. Central	3 0
			133 A	Coastal Caro.	2 3	267 H	Gardner-Webb	3 1			

Non-Div. I Games:

Winthrop

Average RPI Win:	98	WON-LOST RECORD	WINNING PCT. RANK	LAST 10 GAMES	STRENGTH OF SCHEDULE	OPP. STRENGTH OF SCHEDULE	TEAM RPI	ADJ RPI	CONF. RPI	ADJ CONF. RPI						
DIV. I ONLY		11- 18	.37931	231	1- 9	13	7	91	.55795	78	2	2				
DIV. I NON-CONF.		5- 4	.55556	146	0- 0	67	56	93	.55728	90	1	1				
<hr/>																
TOTALS	RPI 1-25	RPI 26-50		W-L RECORDS		RPI 51-100		RPI 101-150		RPI 150+						
11- 18	2- 7	2- 4		OVERALL		4- 7		0- 0		3- 0						
4- 9	1- 3	1- 3		HOME		1- 3		0- 0		1- 0						
5- 8	1- 4	1- 1		AWAY		2- 3		0- 0		1- 0						
2- 1	0- 0	0- 0		NEUTRAL		1- 1		0- 0		1- 0						
5- 4	0- 1	0- 2		NON-CONFERENCE		2- 1		0- 0		3- 0						
1- 2	0- 0	0- 2		HOME		0- 0		0- 0		1- 0						
2- 1	0- 1	0- 0		AWAY		1- 0		0- 0		1- 0						
2- 1	0- 0	0- 0		NEUTRAL		1- 1		0- 0		1- 0						
6- 14	2- 6	2- 2		CONFERENCE		2- 6		0- 0		0- 0						
3- 7	1- 3	1- 1		HOME		1- 3		0- 0		0- 0						
3- 7	1- 3	1- 1		AWAY		1- 3		0- 0		0- 0						
0- 0	0- 0	0- 0		NEUTRAL		0- 0		0- 0		0- 0						
<hr/>																
RPI	S	Opponent	Score	RPI	S	Opponent	Score	RPI	S	Opponent	Score					
2	A	Penn St.	0 3	27	H	Ohio	1 3	63	A	Purdue	1 3	212	H	South Dakota	3	0
2	H	Penn St.	0 3	29	A	Ohio St.	3 1	63	H	Purdue	2 3	233	A	Green Bay	3	0
4	A	Illinois	0 3	29	H	Ohio St.	0 3	64	A	Northwestern	1 3	254	N	Seattle	3	1
4	H	Illinois	1 3	30	H	Duke	2 3	64	H	Northwestern	3 1					
8	A	Minnesota	0 3	41	A	Michigan St.	0 3	66	N	New Mexico St.	3 0					
8	H	Minnesota	0 3	41	H	Michigan St.	3 0	73	A	Oregon St.	3 2					
11	A	Michigan	3 1					80	A	Indiana	3 2					
11	H	Michigan	3 1					80	H	Indiana	2 3					
20	A	Notre Dame	1 3					94	N	Cal St. Fullerton	0 3					
								97	A	Iowa	2 3					
								97	H	Iowa	1 3					
<hr/>																
LAST 10 GAMES																
				63	H	Purdue	2 3	97	A	Iowa	2 3					
				80	H	Indiana	2 3	29	H	Ohio St.	0 3					
				4	A	Illinois	0 3	2	H	Penn St.	0 3					
				64	A	Northwestern	1 3	41	A	Michigan St.	0 3					
				8	H	Minnesota	0 3	11	A	Michigan	3 1					

Non-Div. I Games:

Wisconsin

Average RPI Win:	282	WON-LOST RECORD	WINNING PCT. RANK	LAST 10 GAMES	STRENGTH OF SCHEDULE	OPP. STRENGTH OF SCHEDULE	TEAM RPI	ADJ RPI	CONF. RPI	ADJ CONF. RPI		
Average RPI Loss:	150											
DIV. I ONLY		17- 14	.54839	133	3- 7	277	290	221	.44411	217	19	19
DIV. I NON-CONF.		12- 3	.8	40	0- 0	310	326	187	.47009	187	23	25
<hr/>												
TOTALS	RPI 1-25	RPI 26-50		W-L RECORDS		RPI 51-100		RPI 101-150		RPI 150+		
17- 14	0- 0	0- 2		OVERALL		0- 2		0- 4		17- 6		
5- 5	0- 0	0- 1		HOME		0- 1		0- 2		5- 1		
5- 7	0- 0	0- 1		AWAY		0- 1		0- 2		5- 3		
7- 2	0- 0	0- 0		NEUTRAL		0- 0		0- 0		7- 2		
<hr/>												
12- 3	0- 0	0- 0		NON-CONFERENCE		0- 0		0- 0		12- 3		
2- 0	0- 0	0- 0		HOME		0- 0		0- 0		2- 0		
3- 1	0- 0	0- 0		AWAY		0- 0		0- 0		3- 1		
7- 2	0- 0	0- 0		NEUTRAL		0- 0		0- 0		7- 2		
<hr/>												
5- 11	0- 0	0- 2		CONFERENCE		0- 2		0- 4		5- 3		
3- 5	0- 0	0- 1		HOME		0- 1		0- 2		3- 1		
2- 6	0- 0	0- 1		AWAY		0- 1		0- 2		2- 2		
0- 0	0- 0	0- 0		NEUTRAL		0- 0		0- 0		0- 0		
<hr/>												
RPI S	Opponent	Score	RPI S	Opponent	Score	RPI S	Opponent	Score	RPI S	Opponent	Score	
			50 A Furman	1	3	92 A Col. of Charleston	0	3	121 A Ga. Southern	0	3	
			50 H Furman	1	3	92 H Col. of Charleston	0	3	121 H Ga. Southern	1	3	
									141 H Samford	2	3	
									147 A Elon	0	3	
									170 N Md.-East. Shore	0	3	
									170 N Md.-East. Shore	0	3	
									178 A Appalachian St.	1	3	
									180 N UNC Asheville	3	2	
									180 N UNC Asheville	3	0	
									195 H UNC Greensboro	0	3	
									234 H Chattanooga	3	0	
									239 N East Carolina	3	0	
									267 A Gardner-Webb	3	2	
									267 A Gardner-Webb	3	0	
									282 A Davidson	1	3	
									282 H Davidson	3	0	
									284 A S.C. Upstate	1	3	
									285 A Western Caro.	3	2	
									302 A Citadel	3	0	
									302 H Citadel	3	1	
									305 N Providence	3	1	
									316 N Hampton	3	0	
									325 H Savannah St.	3	0	
									325 N Savannah St.	3	0	
									326 A Winston-Salem	3	0	
									326 H Winston-Salem	3	0	
									326 N Winston-Salem	3	0	
<hr/>												
LAST 10 GAMES			302 H Citadel	3	1	282 A Davidson	1	3	325 H Savannah St.	3	0	
			92 H Col. of Charleston	0	3	234 H Chattanooga	3	0	325 N Savannah St.	3	0	
			50 H Furman	1	3	141 H Samford	2	3	326 A Winston-Salem	3	0	
			147 A Elon	0	3	285 A Western Caro.	3	2	326 H Winston-Salem	3	0	
			121 A Ga. Southern	0	3	178 A Appalachian St.	1	3	326 N Winston-Salem	3	0	

Non-Div. I Games: Southern Wesleyan 3 0

Wofford

Average RPI Win:		204	WON-LOST RECORD		WINNING PCT. RANK		LAST 10 GAMES		STRENGTH OF SCHEDULE		OPP. STRENGTH OF SCHEDULE		TEAM RPI		ADJ RPI		CONF. RPI		ADJ CONF. RPI		
DIV. I ONLY			12- 20		.375 237		2- 8		114		195		197		.45335 204		17		16		
DIV. I NON-CONF.			8- 8		.5 171		0- 3		85		154		114		.52507 116		18		18		
TOTALS		RPI 1-25		RPI 26-50		W-L RECORDS		RPI 51-100		RPI 101-150		RPI 150+									
12- 20		0- 1		0- 1		OVERALL		1- 3		1- 7		10- 8									
5- 10		0- 1		0- 1		HOME		0- 1		1- 3		4- 4									
2- 9		0- 0		0- 0		AWAY		0- 1		0- 4		2- 4									
5- 1		0- 0		0- 0		NEUTRAL		1- 1		0- 0		4- 0									
8- 8		0- 1		0- 1		NON-CONFERENCE		1- 3		0- 2		7- 1									
2- 5		0- 1		0- 1		HOME		0- 1		0- 1		2- 1									
1- 2		0- 0		0- 0		AWAY		0- 1		0- 1		1- 0									
5- 1		0- 0		0- 0		NEUTRAL		1- 1		0- 0		4- 0									
4- 12		0- 0		0- 0		CONFERENCE		0- 0		1- 5		3- 7									
3- 5		0- 0		0- 0		HOME		0- 0		1- 2		2- 3									
1- 7		0- 0		0- 0		AWAY		0- 0		0- 3		1- 4									
0- 0		0- 0		0- 0		NEUTRAL		0- 0		0- 0		0- 0									
RPI	S	Opponent		Score		RPI	S	Opponent		Score		RPI	S	Opponent		Score					
19	H	Dayton		1	3	43	H	Cincinnati		0	3	53	H	Xavier		0	3				
												60	N	George Mason		0	3				
												69	A	VCU		1	3				
												88	N	Temple		3	1				
												110	A	Cleveland St.		1	3				
												110	H	Cleveland St.		0	3				
												122	A	Valparaiso		2	3				
												122	H	Valparaiso		0	3				
												127	H	IPFW		2	3				
												139	A	Milwaukee		0	3				
												139	H	Milwaukee		3	1				
												143	A	West Virginia		2	3				
												151	H	Evansville		3	0				
												153	A	Butler		0	3				
												153	H	Butler		1	3				
												154	A	Oakland		3	0				
												169	N	Duquesne		3	0				
												172	H	Kent St.		2	3				
												200	N	North Texas		3	2				
												219	A	Ill.-Chicago		2	3				
												219	H	Ill.-Chicago		1	3				
												233	A	Green Bay		3	2				
												233	H	Green Bay		3	1				
												239	N	East Carolina		3	2				
												245	A	Loyola (IL)		2	3				
												245	H	Loyola (IL)		2	3				
												252	A	Youngstown St.		1	3				
												252	H	Youngstown St.		3	1				
												279	N	Canisius		3	0				
												311	H	St. Peter's		3	0				
LAST 10 GAMES						252 H Youngstown St.						3	1	219 A Ill.-Chicago						2	3
						19 H Dayton						1	3	43 H Cincinnati						0	3
						233 A Green Bay						3	2	122 H Valparaiso						0	3
						139 A Milwaukee						0	3	153 H Butler						1	3
						245 A Loyola (IL)						2	3	53 H Xavier						0	3

Non-Div. I Games:

Wright St.

Average RPI Win: 234		WON-LOST RECORD		WINNING PCT. RANK		LAST 10 GAMES		STRENGTH OF SCHEDULE		OPP. STRENGTH OF SCHEDULE		TEAM RPI		ADJ RPI		CONF. RPI		ADJ CONF. RPI	
DIV. I ONLY		11- 18		.37931 231		2- 7		211		130		224		.44399 218		6		6	
DIV. I NON-CONF.		8- 5		.61538 115		0- 0		272		252		197		.45723 209		6		6	
TOTALS		RPI 1-25		RPI 26-50		W-L RECORDS		RPI 51-100		RPI 101-150		RPI 150+							
11- 18		0- 2		0- 4		OVERALL		0- 5		1- 2		10- 5							
6- 8		0- 1		0- 2		HOME		0- 2		1- 1		5- 2							
3- 8		0- 1		0- 2		AWAY		0- 2		0- 1		3- 2							
2- 2		0- 0		0- 0		NEUTRAL		0- 1		0- 0		2- 1							
8- 5		0- 0		0- 0		NON-CONFERENCE		0- 1		1- 0		7- 4							
4- 2		0- 0		0- 0		HOME		0- 0		1- 0		3- 2							
2- 1		0- 0		0- 0		AWAY		0- 0		0- 0		2- 1							
2- 2		0- 0		0- 0		NEUTRAL		0- 1		0- 0		2- 1							
3- 13		0- 2		0- 4		CONFERENCE		0- 4		0- 2		3- 1							
2- 6		0- 1		0- 2		HOME		0- 2		0- 1		2- 0							
1- 7		0- 1		0- 2		AWAY		0- 2		0- 1		1- 1							
0- 0		0- 0		0- 0		NEUTRAL		0- 0		0- 0		0- 0							
RPI S	Opponent	Score		RPI S	Opponent	Score		RPI S	Opponent	Score		RPI S	Opponent	Score					
23 A	Colorado St.	0 3		37 A	TCU	0 3		81 A	Utah	0 3		103 A	San Diego St.	2 3					
23 H	Colorado St.	0 3		37 H	TCU	0 3		81 H	Utah	2 3		103 H	San Diego St.	2 3					
				44 A	New Mexico	0 3		87 N	Arizona St.	1 3		142 H	North Dakota	3 1					
				44 H	New Mexico	1 3		96 A	BYU	0 3		166 A	UNLV	2 3					
								96 H	BYU	2 3		166 H	UNLV	3 0					
												176 N	Harvard	3 1					
												203 N	Utah St.	1 3					
												210 H	Rutgers	3 0					
												213 H	Idaho St.	1 3					
												220 H	Fresno St.	1 3					
												222 H	South Dakota St.	3 1					
												227 A	New Hampshire	1 3					
												248 A	Air Force	3 0					
												248 H	Air Force	3 0					
												262 A	Northern Ariz.	3 2					
												294 A	Brown	3 0					
												302 N	Citadel	3 0					
												306 H	Montana St.	3 2					
				LAST 10 GAMES															
				166 H	UNLV	3 0		23 A	Colorado St.	0 3									
				81 A	Utah	0 3		37 A	TCU	0 3									
				96 A	BYU	0 3		44 A	New Mexico	0 3									
				248 H	Air Force	3 0		96 H	BYU	2 3									
				103 H	San Diego St.	2 3		81 H	Utah	2 3									

Non-Div. I Games: Colo. Christian 3 1 Adams St. 3 0

Wyoming

Average RPI Win:		175	WON-LOST RECORD		WINNING PCT. RANK		LAST 10 GAMES		STRENGTH OF SCHEDULE		OPP. STRENGTH OF SCHEDULE		TEAM RPI		ADJ RPI		CONF. RPI		ADJ CONF. RPI								
DIV. I ONLY			20- 12		.625 96		7- 3		53		73		60		.58108 53		12		12								
DIV. I NON-CONF.			8- 7		.53333 168		0- 0		53		58		87		.56323 85		11		13								
TOTALS		RPI 1-25		RPI 26-50				W-L RECORDS		RPI 51-100				RPI 101-150				RPI 150+									
20- 12		1- 7		0- 2				OVERALL		3- 3				4- 0				12- 0									
7- 4		1- 4		0- 0				HOME		2- 0				1- 0				3- 0									
5- 6		0- 2		0- 2				AWAY		0- 2				1- 0				4- 0									
8- 2		0- 1		0- 0				NEUTRAL		1- 1				2- 0				5- 0									
8- 7		0- 3		0- 2				NON-CONFERENCE		1- 2				1- 0				6- 0									
0- 3		0- 3		0- 0				HOME		0- 0				0- 0				0- 0									
1- 3		0- 0		0- 2				AWAY		0- 1				0- 0				1- 0									
7- 1		0- 0		0- 0				NEUTRAL		1- 1				1- 0				5- 0									
12- 5		1- 4		0- 0				CONFERENCE		2- 1				3- 0				6- 0									
7- 1		1- 1		0- 0				HOME		2- 0				1- 0				3- 0									
4- 3		0- 2		0- 0				AWAY		0- 1				1- 0				3- 0									
1- 1		0- 1		0- 0				NEUTRAL		0- 0				1- 0				0- 0									
RPI	S	Opponent			Score		RPI	S	Opponent			Score		RPI	S	Opponent			Score								
11	H	Michigan			1	3	29	A	Ohio St.			0	3	57	N	Kansas			1	3							
17	H	Tennessee			0	3	31	A	Middle Tenn.			0	3	60	N	George Mason			3	0							
19	A	Dayton			2	3							72	A	Western Ky.			2	3								
19	H	Dayton			3	2							86	A	George Washington			2	3								
20	H	Notre Dame			1	3							86	H	George Washington			3	1								
24	A	St. Louis			0	3							88	H	Temple			3	1								
24	H	St. Louis			0	3																					
24	N	St. Louis			0	3																					
LAST 10 GAMES																											
24 N St. Louis							0 3							215 H Fordham							3 0						
149 N Charlotte							3 1							298 A La Salle							3 0						
149 H Charlotte							3 0							19 H Dayton							3 2						
86 H George Washington							3 1							149 A Charlotte							3 0						
24 A St. Louis							0 3							86 A George Washington							2 3						

Non-Div. I Games:

Xavier

Y
a
l
e

Yale				Through Games Of Saturday, Nov. 28 [all matches]									
Average RPI Win: 213		WON-LOST RECORD	WINNING PCT. RANK	LAST 10 GAMES	STRENGTH OF SCHEDULE	OPP. STRENGTH OF SCHEDULE	TEAM RPI	ADJ RPI	CONF. RPI	ADJ CONF. RPI			
Average RPI Loss: 120													
DIV. I ONLY		21- 4	.84	17	8- 2	229	215	73	.5587	76	24	25	
DIV. I NON-CONF.		10- 1	.90909	14	0- 0	192	185	60	.58659	61	24	24	
<hr/>													
TOTALS		RPI 1-25		RPI 26-50		W-L RECORDS		RPI 51-100		RPI 101-150		RPI 150+	
21- 4		0- 0		0- 0		OVERALL		0- 3		3- 0		18- 1	
12- 1		0- 0		0- 0		HOME		0- 1		2- 0		10- 0	
7- 2		0- 0		0- 0		AWAY		0- 1		1- 0		6- 1	
2- 1		0- 0		0- 0		NEUTRAL		0- 1		0- 0		2- 0	
<hr/>													
10- 1		0- 0		0- 0		NON-CONFERENCE		0- 1		3- 0		7- 0	
6- 0		0- 0		0- 0		HOME		0- 0		2- 0		4- 0	
2- 0		0- 0		0- 0		AWAY		0- 0		1- 0		1- 0	
2- 1		0- 0		0- 0		NEUTRAL		0- 1		0- 0		2- 0	
<hr/>													
11- 3		0- 0		0- 0		CONFERENCE		0- 2		0- 0		11- 1	
6- 1		0- 0		0- 0		HOME		0- 1		0- 0		6- 0	
5- 2		0- 0		0- 0		AWAY		0- 1		0- 0		5- 1	
0- 0		0- 0		0- 0		NEUTRAL		0- 0		0- 0		0- 0	
<hr/>													
RPI S	Opponent	Score	RPI S	Opponent	Score	RPI S	Opponent	Score	RPI S	Opponent	Score		
						70 N	Virginia Tech	0 3	136 H	Colorado	3 0		
						89 A	Penn	1 3	140 A	American	3 1		
						89 H	Penn	2 3	144 H	Fairfield	3 0		
									155 H	Georgetown	3 0		
									165 A	Princeton	3 0		
									165 H	Princeton	3 0		
									176 A	Harvard	3 2		
									176 H	Harvard	3 0		
									177 H	Binghamton	3 0		
									186 A	Seton Hall	3 0		
									196 N	NJIT	3 0		
									206 N	Hofstra	3 0		
									231 A	Dartmouth	1 3		
									231 H	Dartmouth	3 0		
									247 A	Columbia	3 1		
									247 H	Columbia	3 0		
									268 H	Central Conn. St.	3 0		
									275 A	Cornell	3 0		
									275 H	Cornell	3 0		
									294 A	Brown	3 0		
									294 H	Brown	3 0		
									321 H	Quinnipiac	3 0		

Y
a
l
e

Non-Div. I Games:

Yale

Average RPI Win:	197	WON-LOST RECORD	WINNING PCT. RANK	LAST 10 GAMES	STRENGTH OF SCHEDULE	OPP. STRENGTH OF SCHEDULE	TEAM RPI	ADJ RPI	CONF. RPI	ADJ CONF. RPI	
DIV. I ONLY		7- 21	.25 290	1- 9	112	202	246	.41442	252	17	16
DIV. I NON-CONF.		2- 10	.16667 300	0- 2	103	152	247	.42191	251	18	18
<hr/>											
TOTALS	RPI 1-25	RPI 26-50		W-L RECORDS	RPI 51-100		RPI 101-150		RPI 150+		
7- 21	0- 0	0- 1		OVERALL	1- 1		1- 7		5- 12		
3- 7	0- 0	0- 0		HOME	0- 0		0- 4		3- 3		
2- 11	0- 0	0- 1		AWAY	0- 1		1- 2		1- 7		
2- 3	0- 0	0- 0		NEUTRAL	1- 0		0- 1		1- 2		
2- 10	0- 0	0- 1		NON-CONFERENCE	1- 1		0- 2		1- 6		
0- 2	0- 0	0- 0		HOME	0- 0		0- 1		0- 1		
0- 5	0- 0	0- 1		AWAY	0- 1		0- 0		0- 3		
2- 3	0- 0	0- 0		NEUTRAL	1- 0		0- 1		1- 2		
5- 11	0- 0	0- 0		CONFERENCE	0- 0		1- 5		4- 6		
3- 5	0- 0	0- 0		HOME	0- 0		0- 3		3- 2		
2- 6	0- 0	0- 0		AWAY	0- 0		1- 2		1- 4		
0- 0	0- 0	0- 0		NEUTRAL	0- 0		0- 0		0- 0		
<hr/>											
RPI S	Opponent	Score	RPI S	Opponent	Score	RPI S	Opponent	Score	RPI S	Opponent	Score
			43 A	Cincinnati	0 3	51 A	Pittsburgh	2 3	110 A	Cleveland St.	0 3
						92 N	Col. of Charleston	3 0	110 H	Cleveland St.	0 3
									117 N	Villanova	1 3
									122 A	Valparaiso	1 3
									122 H	Valparaiso	0 3
									139 A	Milwaukee	3 0
									139 H	Milwaukee	1 3
									143 H	West Virginia	1 3
									151 N	Evansville	2 3
									153 A	Butler	0 3
									153 H	Butler	0 3
									159 A	Buffalo	0 3
									159 A	Buffalo	0 3
									170 N	Md.-East. Shore	2 3
									174 A	Maryland	2 3
									193 H	Akron	0 3
									204 A	Wright St.	1 3
									204 H	Wright St.	3 1
									219 A	Ill.-Chicago	2 3
									219 H	Ill.-Chicago	3 2
									233 A	Green Bay	1 3
									233 H	Green Bay	1 3
									236 N	Stony Brook	3 0
									245 A	Loyola (IL)	3 0
									245 H	Loyola (IL)	3 1
<hr/>											
			LAST 10 GAMES								
			204 A	Wright St.	1 3	233 H	Green Bay	1 3	236 N	Stony Brook	3 0
			110 A	Cleveland St.	0 3	219 A	Ill.-Chicago	2 3	245 A	Loyola (IL)	3 0
			143 H	West Virginia	1 3	245 A	Loyola (IL)	3 0	245 H	Loyola (IL)	3 1
			193 H	Akron	0 3	153 A	Butler	0 3			
			139 H	Milwaukee	1 3	122 A	Valparaiso	1 3			

Non-Div. I Games:

Youngstown St.