

Average RPI Win: 47		WON-LOST	WINNING	LAST 10	STRENGTH OF		OPP. STRENGTH	TEAM	ADJ	CONF.	ADJ CONF.
Average RPI Loss: 2		RECORD	PCT. RANK	GAMES	SCHEDULE		OF SCHEDULE	RPI	RPI	RPI	RPI
DIV. I ONLY		25-1-2	.92857	2	10-0-0		1	1	1	.76749	1
DIV. I NON-CONF.		13-1-1	.9	6	6-0-0		2	4	1	.76027	1
TOTALS		RPI 1-25	RPI 26-50		W-L RECORDS		RPI 51-100		RPI 101-150		RPI 150+
25-1-2		12-1-2	5-0-0		OVERALL		4-0-0		4-0-0		0-0-0
10-1-1		5-1-1	2-0-0		HOME		1-0-0		2-0-0		0-0-0
6-0-1		4-0-1	0-0-0		AWAY		0-0-0		2-0-0		0-0-0
9-0-0		3-0-0	3-0-0		NEUTRAL		3-0-0		0-0-0		0-0-0
13-1-1		7-1-1	1-0-0		NON-CONFERENCE		4-0-0		1-0-0		0-0-0
6-1-0		4-1-0	0-0-0		HOME		1-0-0		1-0-0		0-0-0
1-0-1		1-0-1	0-0-		AWAY		0-0-0		0-0-0		0-0-0
6-0-0		2-0-0	1-0-0		NEUTRAL		3-0-0		0-0-0		0-0-0
12-0-1		5-0-1	4-0-0		CONFERENCE		0-0-0		3-0-0		0-0-0
4-0-1		1-0-1	2-0-0		HOME		0-0-0		1-0-0		0-0-0
5-0-0		3-0-0	0-0-0		AWAY		0-0-0		2-0-0		0-0-0
3-0-0		1-0-0	2-0-0		NEUTRAL		0-0-0		0-0-0		0-0-0
RPI S	Opponent	Score	RPI S	Opponent	Score	RPI S	Opponent	Score	RPI S	Opponent	Score
2 H	Notre Dame	0 1	29 H	Virginia Tech	4 0	73 N	Tennessee	1 0	129 H	Maryland	5 0
2 N	Notre Dame	2 1	29 N	Virginia Tech	3 0	81 H	Western Caro.	5 0	131 H	Kentucky	4 0
3 A	Stanford	1 1	35 H	Miami (Fla.)	1 0	91 N	Fordham	6 0	132 A	North Carolina St.	5 0
4 N	UCLA	1 0	35 N	Miami (Fla.)	1 0	96 N	Santa Clara	5 0	133 A	Clemson	5 2
6 H	Florida St.	2 2	38 N	Georgia	4 0						
7 H	Boston College	3 2									
7 N	Boston College	2 0									
9 A	Duke	3 0									
10 A	Texas A&M	3 2									
10 H	Texas A&M	2 1									
12 A	Virginia	5 1									
21 H	Charlotte	4 0									
21 H	Charlotte	5 1									
22 H	Illinois	3 0									
24 A	Wake Forest	4 2									
LAST 10 GAMES											
2 N	Notre Dame	2 1	81 H	Western Caro.	5 0						
4 N	UCLA	1 0	29 N	Virginia Tech	3 0						
10 H	Texas A&M	2 1	7 N	Boston College	2 0						
22 H	Illinois	3 0	35 N	Miami (Fla.)	1 0						
21 H	Charlotte	4 0	35 H	Miami (Fla.)	1 0						

Non-Div. I Games:

North Carolina

Average RPI Win:		72	WON-LOST RECORD		WINNING PCT. RANK	LAST 10 GAMES		STRENGTH OF SCHEDULE		OPP. STRENGTH OF SCHEDULE	TEAM RPI	ADJ RPI	CONF. RPI	ADJ CONF. RPI			
Average RPI Loss:		1															
DIV. I ONLY			26-1-0		.96296	1		15		8	2	.72884	2	7	6		
DIV. I NON-CONF.			12-1-0		.92308	3		3		1	2	.7525	2	6	6		
TOTALS		RPI 1-25		RPI 26-50		W-L RECORDS		RPI 51-100		RPI 101-150		RPI 150+					
26-1-0		7-1-0		4-0-0		OVERALL		9-0-0		1-0-0		5-0-0					
16-0-0		3-0-0		4-0-0		HOME		5-0-0		1-0-0		3-0-0					
8-0-0		2-0-0		0-0-0		AWAY		4-0-0		0-0-0		2-0-0					
2-1-0		2-1-0		0-0-0		NEUTRAL		0-0-0		0-0-0		0-0-0					
12-1-0		6-1-0		2-0-0		NON-CONFERENCE		2-0-0		1-0-0		1-0-0					
8-0-0		2-0-0		2-0-0		HOME		2-0-0		1-0-0		1-0-0					
2-0-0		2-0-0		0-0-		AWAY		0-0-0		0-0-0		0-0-0					
2-1-0		2-1-0		0-0-0		NEUTRAL		0-0-0		0-0-0		0-0-0					
14-0-0		1-0-0		2-0-0		CONFERENCE		7-0-0		0-0-0		4-0-0					
8-0-0		1-0-0		2-0-0		HOME		3-0-0		0-0-0		2-0-0					
6-0-0		0-0-0		0-0-0		AWAY		4-0-0		0-0-0		2-0-0					
0-0-0		0-0-0		0-0-0		NEUTRAL		0-0-0		0-0-0		0-0-0					
RPI	S	Opponent		Score		RPI	S	Opponent		Score		RPI	S	Opponent		Score	
1	A	North Carolina		1	0	32	H	Michigan St.		1	0	56	A	Connecticut		2	0
1	N	North Carolina		1	2	41	H	Marquette		3	1	56	H	Connecticut		1	0
3	N	Stanford		1	0	41	H	Marquette		2	0	61	H	Toledo		5	2
6	H	Florida St.		2	0	50	H	Loyola Marymount		4	0	69	H	Louisville		4	1
9	N	Duke		3	1							71	A	Georgetown		3	1
11	A	Penn St.		3	1							78	A	Cincinnati		6	0
17	H	Minnesota		1	0							78	H	Cincinnati		5	0
25	H	Rutgers		3	1							92	A	Villanova		3	2
												96	H	Santa Clara		2	0
LAST 10 GAMES																	
						1	N	North Carolina		1	2	61	H	Toledo		5	2
						3	N	Stanford		1	0	56	H	Connecticut		1	0
						6	H	Florida St.		2	0	41	H	Marquette		2	0
						17	H	Minnesota		1	0	78	H	Cincinnati		5	0
						32	H	Michigan St.		1	0	160	H	Seton Hall		6	0

Non-Div. I Games:

Notre Dame

Average RPI Win:	63	WON-LOST	WINNING	LAST 10	STRENGTH OF	OPP. STRENGTH	TEAM	ADJ	CONF.	ADJ CONF.		
Average RPI Loss:	3	RECORD	PCT. RANK	GAMES	SCHEDULE	OF SCHEDULE	RPI	RPI	RPI	RPI		
DIV. I ONLY		22-2-1	.9	5	8-2-0	3	6	3	.72494	3	2	2
DIV. I NON-CONF.		14-1-1	.90625	5	4-1-0	9	10	3	.72414	3	2	2
<hr/>												
TOTALS	RPI 1-25	RPI 26-50		W-L RECORDS		RPI 51-100		RPI 101-150		RPI 150+		
22-2-1	5-2-1	6-0-0		OVERALL		7-0-0		3-0-0		1-0-0		
13-0-1	3-0-1	2-0-0		HOME		4-0-0		3-0-0		1-0-0		
6-1-0	2-1-0	3-0-0		AWAY		1-0-0		0-0-0		0-0-0		
3-1-0	0-1-0	1-0-0		NEUTRAL		2-0-0		0-0-0		0-0-0		
<hr/>												
14-1-1	3-1-1	4-0-0		NON-CONFERENCE		4-0-0		2-0-0		1-0-0		
9-0-1	3-0-1	2-0-0		HOME		1-0-0		2-0-0		1-0-0		
2-0-0	0-0-0	1-0-		AWAY		1-0-0		0-0-0		0-0-0		
3-1-0	0-1-0	1-0-0		NEUTRAL		2-0-0		0-0-0		0-0-0		
<hr/>												
8-1-0	2-1-0	2-0-0		CONFERENCE		3-0-0		1-0-0		0-0-0		
4-0-0	0-0-0	0-0-0		HOME		3-0-0		1-0-0		0-0-0		
4-1-0	2-1-0	2-0-0		AWAY		0-0-0		0-0-0		0-0-0		
0-0-0	0-0-0	0-0-0		NEUTRAL		0-0-0		0-0-0		0-0-0		
<hr/>												
RPI S	Opponent	Score		RPI S	Opponent	Score		RPI S	Opponent	Score		
1 H	North Carolina	1	1	27 H	Kansas	5	0	57 H	Oregon	3	0	
2 N	Notre Dame	0	1	38 A	Georgia	2	0	62 H	UC Santa Barbara	2	0	
4 A	UCLA	0	1	42 A	Washington St.	3	0	65 H	Arizona St.	5	0	
5 H	Portland	1	0	43 H	UNC Greensboro	2	0	75 H	Arizona	3	1	
7 H	Boston College	3	0	45 A	California	3	0	89 N	Yale	4	1	
14 A	Southern California	3	1	47 N	Auburn	3	0	96 A	Santa Clara	5	0	
16 A	Washington	5	1					97 N	Cal Poly	3	0	
25 H	Rutgers	1	0									
<hr/>												
LAST 10 GAMES												
2 N	Notre Dame	0	1	45 A	California	3	0					
5 H	Portland	1	0	14 A	Southern California	3	1					
25 H	Rutgers	1	0	4 A	UCLA	0	1					
27 H	Kansas	5	0	65 H	Arizona St.	5	0					
62 H	UC Santa Barbara	2	0	75 H	Arizona	3	1					

Non-Div. I Games:

Stanford

Average RPI Win: 62		WON-LOST	WINNING	LAST 10	STRENGTH OF		OPP. STRENGTH	TEAM	ADJ	CONF.	ADJ CONF.
Average RPI Loss: 1		RECORD	PCT. RANK	GAMES	SCHEDULE		OF SCHEDULE	RPI	RPI	RPI	RPI
DIV. I ONLY		22-1-2	.92	3	13		4	4	.7218	4	2
DIV. I NON-CONF.		12-1-2	.86667	12	28		8	8	.68648	7	2
TOTALS		RPI 1-25	RPI 26-50		W-L RECORDS		RPI 51-100		RPI 101-150		RPI 150+
22-1-2		8-1-0	3-0-0		OVERALL		6-0-2		3-0-0		2-0-0
14-0-0		6-0-0	3-0-0		HOME		2-0-0		2-0-0		1-0-0
8-0-1		2-0-0	0-0-0		AWAY		4-0-1		1-0-0		1-0-0
0-1-1		0-1-0	0-0-0		NEUTRAL		0-0-1		0-0-0		0-0-0
12-1-2		4-1-0	1-0-0		NON-CONFERENCE		3-0-2		2-0-0		2-0-0
9-0-0		3-0-0	1-0-0		HOME		2-0-0		2-0-0		1-0-0
3-0-1		1-0-0	0-0-		AWAY		1-0-1		0-0-0		1-0-0
0-1-1		0-1-0	0-0-0		NEUTRAL		0-0-1		0-0-0		0-0-0
10-0-0		4-0-0	2-0-0		CONFERENCE		3-0-0		1-0-0		0-0-0
5-0-0		3-0-0	2-0-0		HOME		0-0-0		0-0-0		0-0-0
5-0-0		1-0-0	0-0-0		AWAY		3-0-0		1-0-0		0-0-0
0-0-0		0-0-0	0-0-0		NEUTRAL		0-0-0		0-0-0		0-0-0
RPI S	Opponent	Score		RPI S	Opponent	Score		RPI S	Opponent	Score	
1 N	North Carolina	0	1	35 H	Miami (Fla.)	3	0	56 A	Connecticut	3	0
3 H	Stanford	1	0	42 H	Washington St.	2	1	57 A	Oregon	2	0
5 A	Portland	1	0	45 H	California	3	0	62 H	UC Santa Barbara	2	1
9 H	Duke	6	1					65 A	Arizona St.	3	0
14 A	Southern California	2	1					70 H	New Mexico	3	0
14 H	Southern California	1	0					74 N	Brown	0	0
16 H	Washington	4	0					75 A	Arizona	2	0
23 H	San Diego	1	0					96 A	Santa Clara	0	0
23 H	San Diego	3	0								
				LAST 10 GAMES							
1 N	North Carolina	0	1	57 A	Oregon	2	0				
9 H	Duke	6	1	135 A	Oregon St.	2	1				
14 H	Southern California	1	0	45 H	California	3	0				
23 H	San Diego	1	0	3 H	Stanford	1	0				
155 H	Fresno St.	5	0	14 A	Southern California	2	1				

Non-Div. I Games:

UCLA

Average RPI Win:		85	WON-LOST RECORD		WINNING PCT. RANK		LAST 10 GAMES		STRENGTH OF SCHEDULE		OPP. STRENGTH OF SCHEDULE		TEAM RPI		ADJ RPI		CONF. RPI		ADJ CONF. RPI	
DIV. I ONLY			20-2-0		.90909 4		9-1-0		11		22		5		.70454 5		5		7	
DIV. I NON-CONF.			13-2-0		.86667 12		3-1-0		6		13		4		.72282 4		7		7	
TOTALS		RPI 1-25		RPI 26-50		W-L RECORDS		RPI 51-100		RPI 101-150		RPI 150+								
20-2-0		7-2-0		2-0-0		OVERALL		3-0-0		4-0-0		4-0-0								
12-1-0		4-1-0		2-0-0		HOME		2-0-0		4-0-0		0-0-0								
6-1-0		3-1-0		0-0-0		AWAY		0-0-0		0-0-0		3-0-0								
2-0-0		0-0-0		0-0-0		NEUTRAL		1-0-0		0-0-0		1-0-0								
13-2-0		6-2-0		1-0-0		NON-CONFERENCE		2-0-0		3-0-0		1-0-0								
9-1-0		4-1-0		1-0-0		HOME		1-0-0		3-0-0		0-0-0								
2-1-0		2-1-0		0-0-		AWAY		0-0-0		0-0-0		0-0-0								
2-0-0		0-0-0		0-0-0		NEUTRAL		1-0-0		0-0-0		1-0-0								
7-0-0		1-0-0		1-0-0		CONFERENCE		1-0-0		1-0-0		3-0-0								
3-0-0		0-0-0		1-0-0		HOME		1-0-0		1-0-0		0-0-0								
4-0-0		1-0-0		0-0-0		AWAY		0-0-0		0-0-0		3-0-0								
0-0-0		0-0-0		0-0-0		NEUTRAL		0-0-0		0-0-0		0-0-0								
RPI S	Opponent		Score		RPI S	Opponent		Score		RPI S	Opponent		Score		RPI S	Opponent		Score		
3 A	Stanford		0	1	37 H	James Madison		3	2	57 H	Oregon		3	1	112 H	Pepperdine		2	1	
4 H	UCLA		0	1	50 H	Loyola Marymount		3	0	77 N	Kennesaw St.		8	0	127 H	San Diego St.		3	0	
8 H	Florida		2	0						96 H	Santa Clara		4	0	128 H	Northern Ariz.		7	0	
11 A	Penn St.		4	1											128 H	Northern Ariz.		6	1	
14 H	Southern California		1	0											157 A	St. Mary's (Cal.)		3	0	
16 H	Washington		1	0											177 A	Gonzaga		4	0	
19 H	Texas		2	0											211 N	Colgate		6	0	
23 A	San Diego		4	1											225 A	San Francisco		2	0	
25 A	Rutgers		1	0																
LAST 10 GAMES																				
3 A	Stanford		0	1	96 H	Santa Clara		4	0											
37 H	James Madison		3	2	157 A	St. Mary's (Cal.)		3	0											
19 H	Texas		2	0	225 A	San Francisco		2	0											
128 H	Northern Ariz.		6	1	112 H	Pepperdine		2	1											
23 A	San Diego		4	1	50 H	Loyola Marymount		3	0											

Non-Div. I Games:

Portland

Average RPI Win: 79		WON-LOST	WINNING	LAST 10	STRENGTH OF		OPP. STRENGTH	TEAM	ADJ	CONF.	ADJ CONF.
Average RPI Loss: 7		RECORD	PCT. RANK	GAMES	SCHEDULE		OF SCHEDULE	RPI	RPI	RPI	RPI
DIV. I ONLY		17-3-3	.80435	12	14		2	6	.68815	6	1
DIV. I NON-CONF.		8-2-1	.77273	33	20		26	10	.66073	10	1
TOTALS		RPI 1-25	RPI 26-50		W-L RECORDS		RPI 51-100		RPI 101-150		RPI 150+
17-3-3		5-3-1	5-0-1		OVERALL		1-0-1		3-0-0		3-0-0
9-2-0		3-2-0	3-0-0		HOME		0-0-0		1-0-0		2-0-0
6-1-1		2-1-1	2-0-0		AWAY		0-0-0		2-0-0		0-0-0
2-0-2		0-0-0	0-0-1		NEUTRAL		1-0-1		0-0-0		1-0-0
8-2-1		1-2-0	3-0-0		NON-CONFERENCE		1-0-1		0-0-0		3-0-0
4-1-0		0-1-0	2-0-0		HOME		0-0-0		0-0-0		2-0-0
2-1-0		1-1-0	1-0-		AWAY		0-0-0		0-0-0		0-0-0
2-0-1		0-0-0	0-0-0		NEUTRAL		1-0-1		0-0-0		1-0-0
9-1-2		4-1-1	2-0-1		CONFERENCE		0-0-0		3-0-0		0-0-0
5-1-0		3-1-0	1-0-0		HOME		0-0-0		1-0-0		0-0-0
4-0-1		1-0-1	1-0-0		AWAY		0-0-0		2-0-0		0-0-0
0-0-1		0-0-0	0-0-1		NEUTRAL		0-0-0		0-0-0		0-0-0
RPI S	Opponent	Score		RPI S	Opponent	Score		RPI S	Opponent	Score	
1 A	North Carolina	2	2	29 H	Virginia Tech	3	1	52 N	South Carolina	3	3
2 A	Notre Dame	0	2	29 N	Virginia Tech	0	0	56 N	Connecticut	3	0
7 A	Boston College	1	0	30 H	UCF	5	0				
7 H	Boston College	1	0	35 A	Miami (Fla.)	2	0				
8 H	Florida	0	1	47 A	Auburn	3	0				
9 H	Duke	5	2	47 H	Auburn	1	0				
11 A	Penn St.	4	1								
12 H	Virginia	0	1								
24 H	Wake Forest	5	0								
LAST 10 GAMES											
2 A	Notre Dame	0	2	132 A	North Carolina St.	5	2				
7 H	Boston College	1	0	1 A	North Carolina	2	2				
47 H	Auburn	1	0	133 H	Clemson	4	0				
264 N	Mississippi Val.	7	0	9 H	Duke	5	2				
29 N	Virginia Tech	0	0	24 H	Wake Forest	5	0				

Non-Div. I Games:

Florida St.

Average RPI Win:	81	WON-LOST RECORD	WINNING PCT. RANK	LAST 10 GAMES	STRENGTH OF SCHEDULE	OPP. STRENGTH OF SCHEDULE	TEAM RPI	ADJ RPI	CONF. RPI	ADJ CONF. RPI			
Average RPI Loss:	5												
DIV. I ONLY		15-6-2	.69565	45	7-3-0	2	3	7	.66675	7	1	1	
DIV. I NON-CONF.		8-1-1	.85	18	2-0-0	14	38	5	.68632	8	1	1	
<hr/>													
TOTALS	RPI 1-25	RPI 26-50		W-L RECORDS		RPI 51-100		RPI 101-150		RPI 150+			
15-6-2	2-6-1	3-0-1		OVERALL		3-0-0		7-0-0		0-0-0			
10-1-1	0-1-0	2-0-1		HOME		3-0-0		5-0-0		0-0-0			
3-4-1	1-4-1	1-0-0		AWAY		0-0-0		1-0-0		0-0-0			
2-1-0	1-1-0	0-0-0		NEUTRAL		0-0-0		1-0-0		0-0-0			
<hr/>													
8-1-1	0-1-0	1-0-1		NON-CONFERENCE		3-0-0		4-0-0		0-0-0			
6-0-1	0-0-0	0-0-1		HOME		3-0-0		3-0-0		0-0-0			
1-1-0	0-1-0	1-0-		AWAY		0-0-0		0-0-0		0-0-0			
1-0-0	0-0-0	0-0-0		NEUTRAL		0-0-0		1-0-0		0-0-0			
<hr/>													
7-5-1	2-5-1	2-0-0		CONFERENCE		0-0-0		3-0-0		0-0-0			
4-1-0	0-1-0	2-0-0		HOME		0-0-0		2-0-0		0-0-0			
2-3-1	1-3-1	0-0-0		AWAY		0-0-0		1-0-0		0-0-0			
1-1-0	1-1-0	0-0-0		NEUTRAL		0-0-0		0-0-0		0-0-0			
<hr/>													
RPI S	Opponent	Score	RPI S	Opponent	Score	RPI S	Opponent	Score	RPI S	Opponent	Score		
1 A	North Carolina	2 3	29 H	Virginia Tech	2 1	61 H	Toledo	5 2	102 H	Central Conn. St.	3 0		
1 N	North Carolina	0 2	34 H	Harvard	1 1	72 H	Northeastern	4 0	102 H	Central Conn. St.	1 0		
3 A	Stanford	0 3	35 H	Miami (Fla.)	4 1	74 H	Brown	3 0	129 H	Maryland	1 0		
6 A	Florida St.	0 1	49 A	Boston U.	1 0				132 A	North Carolina St.	1 0		
6 H	Florida St.	0 1							133 H	Clemson	1 0		
9 A	Duke	0 0							134 H	Stony Brook	5 0		
9 N	Duke	1 0							135 N	Oregon St.	3 0		
12 A	Virginia	1 2											
24 A	Wake Forest	1 0											
<hr/>													
LAST 10 GAMES													
6 A Florida St.						0 1	133 H Clemson						1 0
72 H Northeastern						4 0	29 H Virginia Tech						2 1
102 H Central Conn. St.						3 0	129 H Maryland						1 0
1 N North Carolina						0 2	12 A Virginia						1 2
9 N Duke						1 0	132 A North Carolina St.						1 0

Non-Div. I Games:

Boston College

Average RPI Win:	84	WON-LOST RECORD	WINNING PCT. RANK	LAST 10 GAMES	STRENGTH OF SCHEDULE	OPP. STRENGTH OF SCHEDULE	TEAM RPI	ADJ RPI	CONF. RPI	ADJ CONF. RPI		
DIV. I ONLY		19-4-1	.8125	10	8-2-0	30	17	8	.66134	8	6	5
DIV. I NON-CONF.		7-3-1	.68182	67	2-1-0	10	2	9	.66627	9	5	5
<hr/>												
TOTALS	RPI 1-25	RPI 26-50		W-L RECORDS		RPI 51-100		RPI 101-150		RPI 150+		
19-4-1	2-2-1	6-2-0		OVERALL		3-0-0		6-0-0		2-0-0		
10-2-0	1-1-0	4-1-0		HOME		2-0-0		2-0-0		1-0-0		
8-1-1	1-1-1	2-0-0		AWAY		1-0-0		3-0-0		1-0-0		
1-1-0	0-0-0	0-1-0		NEUTRAL		0-0-0		1-0-0		0-0-0		
7-3-1	2-2-1	3-1-0		NON-CONFERENCE		1-0-0		0-0-0		1-0-0		
5-2-0	1-1-0	3-1-0		HOME		1-0-0		0-0-0		0-0-0		
2-1-1	1-1-1	0-0-		AWAY		0-0-0		0-0-0		1-0-0		
0-0-0	0-0-0	0-0-0		NEUTRAL		0-0-0		0-0-0		0-0-0		
12-1-0	0-0-0	3-1-0		CONFERENCE		2-0-0		6-0-0		1-0-0		
5-0-0	0-0-0	1-0-0		HOME		1-0-0		2-0-0		1-0-0		
6-0-0	0-0-0	2-0-0		AWAY		1-0-0		3-0-0		0-0-0		
1-1-0	0-0-0	0-1-0		NEUTRAL		0-0-0		1-0-0		0-0-0		
RPI	S	Opponent	Score	RPI	S	Opponent	Score	RPI	S	Opponent	Score	
5	A	Portland	0 2	27	H	Kansas	2 1	52	A	South Carolina	1 0	
6	A	Florida St.	1 0	30	H	UCF	0 1	73	H	Tennessee	5 1	
10	H	Texas A&M	1 2	30	H	UCF	2 0	82	H	Nebraska	6 1	
20	A	Colorado	1 1	38	H	Georgia	2 1					
22	H	Illinois	2 0	38	N	Georgia	0 1					
				44	A	LSU	2 1					
				45	H	California	2 1					
				47	A	Auburn	1 0					
<hr/>												
LAST 10 GAMES												
10	H	Texas A&M	1 2	52	A	South Carolina	1 0					
30	H	UCF	2 0	44	A	LSU	2 1					
45	H	California	2 1	136	H	Arkansas	3 0					
38	N	Georgia	0 1	109	A	Alabama	6 1					
109	N	Alabama	2 1	47	A	Auburn	1 0					

Non-Div. I Games:

Florida

Average RPI Win:	89	WON-LOST RECORD	WINNING PCT. RANK	LAST 10 GAMES	STRENGTH OF SCHEDULE	OPP. STRENGTH OF SCHEDULE	TEAM RPI	ADJ RPI	CONF. RPI	ADJ CONF. RPI		
Average RPI Loss:	8											
DIV. I ONLY		15-6-3	.6875	49	4-4-2	4	7	9	.65969	9	1	1
DIV. I NON-CONF.		10-2-0	.83333	22	2-1-0	13	36	6	.68989	6	1	1
<hr/>												
TOTALS	RPI 1-25	RPI 26-50		W-L RECORDS		RPI 51-100		RPI 101-150		RPI 150+		
15-6-3	2-5-2	4-1-1		OVERALL		3-0-0		5-0-0		1-0-0		
10-1-1	1-1-1	3-0-0		HOME		2-0-0		3-0-0		1-0-0		
4-3-2	1-2-1	1-1-1		AWAY		1-0-0		1-0-0		0-0-0		
1-2-0	0-2-0	0-0-0		NEUTRAL		0-0-0		1-0-0		0-0-0		
10-2-0	0-2-0	4-0-0		NON-CONFERENCE		3-0-0		2-0-0		1-0-0		
7-0-0	0-0-0	3-0-0		HOME		2-0-0		1-0-0		1-0-0		
2-1-0	0-1-0	1-0-		AWAY		1-0-0		0-0-0		0-0-0		
1-1-0	0-1-0	0-0-0		NEUTRAL		0-0-0		1-0-0		0-0-0		
5-4-3	2-3-2	0-1-1		CONFERENCE		0-0-0		3-0-0		0-0-0		
3-1-1	1-1-1	0-0-0		HOME		0-0-0		2-0-0		0-0-0		
2-2-2	1-1-1	0-1-1		AWAY		0-0-0		1-0-0		0-0-0		
0-1-0	0-1-0	0-0-0		NEUTRAL		0-0-0		0-0-0		0-0-0		
RPI S	Opponent	Score	RPI S	Opponent	Score	RPI S	Opponent	Score	RPI S	Opponent	Score	
1 H	North Carolina	0 3	29 A	Virginia Tech	0 1	67 A	Ohio St.	4 2	124 H	Coastal Caro.	9 0	
2 N	Notre Dame	1 3	35 A	Miami (Fla.)	0 0	87 H	Radford	5 1	129 A	Maryland	1 0	
4 A	UCLA	1 6	38 H	Georgia	3 0	91 H	Fordham	2 0	131 N	Kentucky	3 1	
6 A	Florida St.	2 5	39 H	William & Mary	1 0				132 H	North Carolina St.	3 0	
7 H	Boston College	0 0	43 H	UNC Greensboro	1 0				133 H	Clemson	6 0	
7 N	Boston College	0 1	46 A	Dayton	3 1				243 H	Campbell	4 0	
12 A	Virginia	0 0										
12 A	Virginia	2 0										
24 H	Wake Forest	3 1										
<hr/>												
LAST 10 GAMES												
4 A	UCLA	1 6	29 A	Virginia Tech	0 1							
12 A	Virginia	2 0	12 A	Virginia	0 0							
39 H	William & Mary	1 0	133 H	Clemson	6 0							
87 H	Radford	5 1	35 A	Miami (Fla.)	0 0							
7 N	Boston College	0 1	6 A	Florida St.	2 5							

Non-Div. I Games:

Duke

Average RPI Win:		94	WON-LOST RECORD		WINNING PCT. RANK	LAST 10 GAMES	STRENGTH OF SCHEDULE		OPP. STRENGTH OF SCHEDULE	TEAM RPI	ADJ RPI	CONF. RPI	ADJ CONF. RPI				
Average RPI Loss:		15															
DIV. I ONLY			18-5-1	.77083	17	6-4-0	24		12	10	.65783	10	4	4			
DIV. I NON-CONF.			11-2-0	.84615	21	4-1-0	19		7	7	.69093	5	4	4			
TOTALS		RPI 1-25		RPI 26-50		W-L RECORDS		RPI 51-100		RPI 101-150		RPI 150+					
18-5-1		5-3-1		2-2-0		OVERALL		3-0-0		3-0-0		5-0-0					
11-2-0		2-2-0		1-0-0		HOME		2-0-0		2-0-0		4-0-0					
6-2-1		2-1-1		1-1-0		AWAY		1-0-0		1-0-0		1-0-0					
1-1-0		1-0-0		0-1-0		NEUTRAL		0-0-0		0-0-0		0-0-0					
11-2-0		3-2-0		2-0-0		NON-CONFERENCE		2-0-0		2-0-0		2-0-0					
7-1-0		1-1-0		1-0-0		HOME		1-0-0		2-0-0		2-0-0					
3-1-0		1-1-0		1-0-		AWAY		1-0-0		0-0-0		0-0-0					
1-0-0		1-0-0		0-0-0		NEUTRAL		0-0-0		0-0-0		0-0-0					
7-3-1		2-1-1		0-2-0		CONFERENCE		1-0-0		1-0-0		3-0-0					
4-1-0		1-1-0		0-0-0		HOME		1-0-0		0-0-0		2-0-0					
3-1-1		1-0-1		0-1-0		AWAY		0-0-0		1-0-0		1-0-0					
0-1-0		0-0-0		0-1-0		NEUTRAL		0-0-0		0-0-0		0-0-0					
RPI	S	Opponent		Score		RPI	S	Opponent		Score		RPI	S	Opponent		Score	
1	A	North Carolina		1	2	27	A	Kansas		0	1	80	A	Rice		2	1
1	H	North Carolina		2	3	27	N	Kansas		2	4	82	H	Nebraska		2	0
8	A	Florida		2	1	29	A	Virginia Tech		3	1	100	H	Texas St.		5	2
13	H	Oklahoma St.		2	1	45	H	California		1	0						
16	H	Washington		3	1												
18	H	Missouri		0	3												
19	A	Texas		0	0												
20	A	Colorado		2	1												
24	N	Wake Forest		2	1												
LAST 10 GAMES																	
1	A	North Carolina		1	2	219	H	Houston Baptist		6	2						
8	A	Florida		2	1	20	A	Colorado		2	1						
16	H	Washington		3	1	119	A	Texas Tech		1	0						
100	H	Texas St.		5	2	18	H	Missouri		0	3						
27	N	Kansas		2	4	27	A	Kansas		0	1						

Non-Div. I Games:

Texas A&M

Average RPI Win:		68	WON-LOST RECORD		WINNING PCT. RANK	56	LAST 10 GAMES		STRENGTH OF SCHEDULE		OPP. STRENGTH OF SCHEDULE	TEAM RPI	ADJ RPI	CONF. RPI	ADJ CONF. RPI		
Average RPI Loss:		31															
DIV. I ONLY			16-8-0		.66667	56	7-3-0		6		15	11	.6487	11	3	3	
DIV. I NON-CONF.			5-6-0		.45455	187	0-1-0		7		5	30	.61074	29	3	3	
TOTALS		RPI 1-25		RPI 26-50		W-L RECORDS		RPI 51-100		RPI 101-150		RPI 150+					
16-8-0		4-4-0		3-2-0		OVERALL		4-2-0		5-0-0		0-0-0					
6-4-0		1-3-0		1-0-0		HOME		2-1-0		2-0-0		0-0-0					
8-2-0		2-0-0		1-2-0		AWAY		2-0-0		3-0-0		0-0-0					
2-2-0		1-1-0		1-0-0		NEUTRAL		0-1-0		0-0-0		0-0-0					
5-6-0		1-4-0		2-1-0		NON-CONFERENCE		1-1-0		1-0-0		0-0-0					
2-3-0		0-3-0		1-0-0		HOME		0-0-0		1-0-0		0-0-0					
3-1-0		1-0-0		1-0-		AWAY		1-0-0		0-0-0		0-0-0					
0-2-0		0-1-0		0-0-0		NEUTRAL		0-1-0		0-0-0		0-0-0					
11-2-0		3-0-0		1-1-0		CONFERENCE		3-1-0		4-0-0		0-0-0					
4-1-0		1-0-0		0-0-0		HOME		2-1-0		1-0-0		0-0-0					
5-1-0		1-0-0		0-1-0		AWAY		1-0-0		3-0-0		0-0-0					
2-0-0		1-0-0		1-0-0		NEUTRAL		0-0-0		0-0-0		0-0-0					
RPI	S	Opponent		Score		RPI	S	Opponent		Score		RPI	S	Opponent		Score	
2	H	Notre Dame		1	3	32	A	Michigan St.		1	3	53	A	Purdue		2	0
5	H	Portland		1	4	32	N	Michigan St.		1	0	56	A	Connecticut		2	0
6	H	Florida St.		1	4	37	A	James Madison		0	1	63	H	Northwestern		1	0
17	H	Minnesota		2	0	39	A	William & Mary		3	1	67	H	Ohio St.		0	1
17	N	Minnesota		2	1	48	H	Hofstra		4	1	74	N	Brown		0	1
22	A	Illinois		2	0							95	H	Wisconsin		3	0
25	A	Rutgers		1	0												
25	N	Rutgers		1	2												
LAST 10 GAMES																	
25	N	Rutgers		1	2	53	A	Purdue		2	0						
17	N	Minnesota		2	1	22	A	Illinois		2	0						
32	N	Michigan St.		1	0	126	H	Iowa		1	0						
126	A	Iowa		2	1	17	H	Minnesota		2	0						
67	H	Ohio St.		0	1	32	A	Michigan St.		1	3						

Non-Div. I Games:

Penn St.

Average RPI Win:		84	WON-LOST RECORD		WINNING PCT. RANK		LAST 10 GAMES		STRENGTH OF SCHEDULE		OPP. STRENGTH OF SCHEDULE		TEAM RPI		ADJ RPI		CONF. RPI		ADJ CONF. RPI		
DIV. I ONLY			15-5-3		.71739 36		5-3-2		22		5		12		.64802 12		1		1		
DIV. I NON-CONF.			8-1-1		.85 18		2-0-0		36		53		11		.65695 11		1		1		
TOTALS		RPI 1-25		RPI 26-50		W-L RECORDS		RPI 51-100		RPI 101-150		RPI 150+									
15-5-3		3-3-1		4-2-2		OVERALL		2-0-0		5-0-0		1-0-0									
9-3-1		1-3-1		2-0-0		HOME		2-0-0		3-0-0		1-0-0									
5-2-0		1-0-0		2-2-0		AWAY		0-0-0		2-0-0		0-0-0									
1-0-2		1-0-0		0-0-2		NEUTRAL		0-0-0		0-0-0		0-0-0									
8-1-1		0-0-0		3-1-1		NON-CONFERENCE		2-0-0		2-0-0		1-0-0									
7-0-0		0-0-0		2-0-0		HOME		2-0-0		2-0-0		1-0-0									
1-1-0		0-0-0		1-0-		AWAY		0-0-0		0-0-0		0-0-0									
0-0-1		0-0-0		0-0-1		NEUTRAL		0-0-0		0-0-0		0-0-0									
7-4-2		3-3-1		1-1-1		CONFERENCE		0-0-0		3-0-0		0-0-0									
2-3-1		1-3-1		0-0-0		HOME		0-0-0		1-0-0		0-0-0									
4-1-0		1-0-0		1-1-0		AWAY		0-0-0		2-0-0		0-0-0									
1-0-1		1-0-0		0-0-1		NEUTRAL		0-0-0		0-0-0		0-0-0									
RPI	S	Opponent		Score		RPI	S	Opponent		Score		RPI	S	Opponent		Score					
1	H	North Carolina		1 5		29	A	Virginia Tech		0 1		94	H	Loyola (Md.)		4 0		103	H	VCU	5 0
6	A	Florida St.		1 0		29	N	Virginia Tech		1 1		98	H	Dartmouth		2 1		129	A	Maryland	3 2
7	H	Boston College		2 1		31	A	West Virginia		0 3								132	H	North Carolina St.	6 0
9	H	Duke		0 2		31	H	West Virginia		3 2								133	A	Clemson	7 1
9	H	Duke		0 0		35	A	Miami (Fla.)		2 0								138	H	Army	2 0
24	H	Wake Forest		0 1		38	A	Georgia		1 0								249	H	Liberty	5 0
24	N	Wake Forest		3 2		39	H	William & Mary		2 1											
						47	N	Auburn		1 1											
LAST 10 GAMES																					
						9	H	Duke		0 2		24	H	Wake Forest		0 1					
						31	H	West Virginia		3 2		9	H	Duke		0 0					
						138	H	Army		2 0		1	H	North Carolina		1 5					
						29	N	Virginia Tech		1 1		7	H	Boston College		2 1					
						24	N	Wake Forest		3 2		129	A	Maryland		3 2					

Non-Div. I Games:

Virginia

Average RPI Win: 123		WON-LOST RECORD		WINNING PCT. RANK		LAST 10 GAMES		STRENGTH OF SCHEDULE		OPP. STRENGTH OF SCHEDULE		TEAM RPI		ADJ RPI		CONF. RPI		ADJ CONF. RPI	
DIV. I ONLY		18-1-4		.86957 6		7-0-3		79		34		13		.64189 13		4		4	
DIV. I NON-CONF.		10-0-1		.95455 1		1-0-1		111		54		16		.63867 16		4		4	
TOTALS		RPI 1-25		RPI 26-50		W-L RECORDS		RPI 51-100		RPI 101-150		RPI 150+							
18-1-4		1-1-4		2-0-0		OVERALL		5-0-0		3-0-0		7-0-0							
10-0-0		1-0-0		2-0-0		HOME		3-0-0		2-0-0		2-0-0							
6-1-2		0-1-2		0-0-0		AWAY		1-0-0		0-0-0		5-0-0							
2-0-2		0-0-2		0-0-0		NEUTRAL		1-0-0		1-0-0		0-0-0							
10-0-1		0-0-1		1-0-0		NON-CONFERENCE		4-0-0		1-0-0		4-0-0							
5-0-0		0-0-0		1-0-0		HOME		2-0-0		1-0-0		1-0-0							
4-0-0		0-0-0		0-0-		AWAY		1-0-0		0-0-0		3-0-0							
1-0-1		0-0-1		0-0-0		NEUTRAL		1-0-0		0-0-0		0-0-0							
8-1-3		1-1-3		1-0-0		CONFERENCE		1-0-0		2-0-0		3-0-0							
5-0-0		1-0-0		1-0-0		HOME		1-0-0		1-0-0		1-0-0							
2-1-2		0-1-2		0-0-0		AWAY		0-0-0		0-0-0		2-0-0							
1-0-1		0-0-1		0-0-0		NEUTRAL		0-0-0		1-0-0		0-0-0							
RPI	S	Opponent		Score		RPI	S	Opponent		Score		RPI	S	Opponent		Score			
10	A	Texas A&M		1 2		27	H	Kansas		3 2		57	H	Oregon		8 1			
18	H	Missouri		3 2		50	H	Loyola Marymount		4 0		68	N	Fairfield		5 1			
19	A	Texas		0 0								69	A	Louisville		3 0			
20	A	Colorado		1 1								80	H	Rice		5 0			
20	N	Colorado		1 1								82	H	Nebraska		3 0			
25	N	Rutgers		0 0												154 A Baylor			
																159 A SMU			
																173 A Oklahoma			
																197 H Iowa St.			
																229 H Northwestern St.			
																245 A Xavier			
																251 A Oral Roberts			
LAST 10 GAMES																			
						25	N	Rutgers		0 0		82	H	Nebraska		2 1			
						68	N	Fairfield		1 0		197	H	Iowa St.		7 0			
						20	N	Colorado		1 1		19	A	Texas		0 0			
						119	N	Texas Tech		3 0		154	A	Baylor		5 0			
						173	A	Oklahoma		4 2		18	H	Missouri		3 2			

Non-Div. I Games:

Oklahoma St.

Average RPI Win:	101	WON-LOST	WINNING	LAST 10	STRENGTH OF	OPP. STRENGTH	TEAM	ADJ	CONF.	ADJ CONF.			
Average RPI Loss:	16	RECORD	PCT. RANK	GAMES	SCHEDULE	OF SCHEDULE	RPI	RPI	RPI	RPI			
DIV. I ONLY		16-5-2	.73913	28	5-4-1	32	9	14	.63828	14	2	2	
DIV. I NON-CONF.		11-1-1	.88462	8	1-0-1	82	28	17	.64048	15	2	2	
<hr/>													
TOTALS	RPI 1-25	RPI 26-50		W-L RECORDS		RPI 51-100		RPI 101-150		RPI 150+			
16-5-2	2-4-1	4-0-1		OVERALL		3-1-0		4-0-0		3-0-0			
8-2-2	1-2-1	2-0-1		HOME		1-0-0		2-0-0		2-0-0			
7-3-0	1-2-0	1-0-0		AWAY		2-1-0		2-0-0		1-0-0			
1-0-0	0-0-0	1-0-0		NEUTRAL		0-0-0		0-0-0		0-0-0			
<hr/>													
11-1-1	1-1-1	3-0-0		NON-CONFERENCE		1-0-0		3-0-0		3-0-0			
6-0-1	0-0-1	1-0-0		HOME		1-0-0		2-0-0		2-0-0			
4-1-0	1-1-0	1-0-		AWAY		0-0-0		1-0-0		1-0-0			
1-0-0	0-0-0	1-0-0		NEUTRAL		0-0-0		0-0-0		0-0-0			
<hr/>													
5-4-1	1-3-0	1-0-1		CONFERENCE		2-1-0		1-0-0		0-0-0			
2-2-1	1-2-0	1-0-1		HOME		0-0-0		0-0-0		0-0-0			
3-2-0	0-1-0	0-0-0		AWAY		2-1-0		1-0-0		0-0-0			
0-0-0	0-0-0	0-0-0		NEUTRAL		0-0-0		0-0-0		0-0-0			
<hr/>													
RPI	S	Opponent	Score	RPI	S	Opponent	Score	RPI	S	Opponent	Score		
3	H	Stanford	1 3	38	A	Georgia	3 2	57	A	Oregon	1 0		
4	A	UCLA	0 1	42	H	Washington St.	0 0	65	A	Arizona St.	0 1		
4	H	UCLA	1 2	45	H	California	2 0	75	A	Arizona	2 0		
5	A	Portland	0 1	49	N	Boston U.	2 0	96	H	Santa Clara	2 1		
15	H	BYU	1 1	50	H	Loyola Marymount	3 0						
16	H	Washington	3 2										
23	A	San Diego	1 0										
<hr/>													
				LAST 10 GAMES									
				4 A UCLA				0 1	3 H Stanford				1 3
				15 H BYU				1 1	45 H California				2 0
				49 N Boston U.				2 0	4 H UCLA				1 2
				135 A Oregon St.				1 0	65 A Arizona St.				0 1
				57 A Oregon				1 0	75 A Arizona				2 0

Non-Div. I Games:

Southern California

Average RPI Win:		105	WON-LOST RECORD		WINNING PCT. RANK	LAST 10 GAMES		STRENGTH OF SCHEDULE		OPP. STRENGTH OF SCHEDULE	TEAM RPI	ADJ RPI	CONF. RPI	ADJ CONF. RPI			
Average RPI Loss:		39															
DIV. I ONLY			18-5-1		.77083	17		52		41	17	.63142	15	9			
DIV. I NON-CONF.			9-5-1		.63333	95		53		22	44	.59793	34	9			
TOTALS		RPI 1-25		RPI 26-50		W-L RECORDS		RPI 51-100		RPI 101-150		RPI 150+					
18-5-1		0-0-1		4-5-0		OVERALL		8-0-0		2-0-0		4-0-0					
8-0-0		0-0-1		3-0-0		HOME		2-0-0		1-0-0		3-0-0					
9-5-1		0-0-0		1-5-0		AWAY		5-0-0		1-0-0		1-0-0					
1-0-0		0-0-0		0-0-0		NEUTRAL		1-0-0		0-0-0		0-0-0					
9-5-1		0-0-1		4-5-0		NON-CONFERENCE		2-0-0		1-0-0		2-0-0					
6-0-1		0-0-1		3-0-0		HOME		1-0-0		0-0-0		2-0-0					
3-5-0		0-0-0		1-0-		AWAY		1-0-0		1-0-0		0-0-0					
0-0-0		0-0-0		0-0-0		NEUTRAL		0-0-0		0-0-0		0-0-0					
9-0-0		0-0-0		0-0-0		CONFERENCE		6-0-0		1-0-0		2-0-0					
3-0-0		0-0-0		0-0-0		HOME		1-0-0		1-0-0		1-0-0					
5-0-0		0-0-0		0-0-0		AWAY		4-0-0		0-0-0		1-0-0					
1-0-0		0-0-0		0-0-0		NEUTRAL		1-0-0		0-0-0		0-0-0					
RPI	S	Opponent		Score		RPI	S	Opponent		Score		RPI	S	Opponent		Score	
14	H	Southern California		1	1	28	A	Long Beach St.		0	3	58	A	Utah		5	0
						29	H	Virginia Tech		2	0	58	N	Utah		1	0
						32	H	Michigan St.		2	0	59	A	TCU		1	0
						35	A	Miami (Fla.)		1	0	70	A	New Mexico		2	1
						38	H	Georgia		4	1	75	H	Arizona		1	0
						39	A	William & Mary		1	4	78	A	UNLV		4	0
						41	A	Marquette		0	1	78	H	UNLV		1	0
						44	A	LSU		1	4	97	A	Cal Poly		2	1
						45	A	California		1	2						
LAST 10 GAMES																	
						14	H	Southern California		1	1	205	H	Weber St.		1	0
						29	H	Virginia Tech		2	0	252	H	Air Force		3	0
						58	N	Utah		1	0	70	A	New Mexico		2	1
						78	A	UNLV		4	0	59	A	TCU		1	0
						207	A	Wyoming		1	0	127	H	San Diego St.		2	0

Non-Div. I Games:

BYU

Average RPI Win: 110		WON-LOST	WINNING	LAST 10	STRENGTH OF		OPP. STRENGTH	TEAM	ADJ	CONF.	ADJ CONF.
Average RPI Loss: 10		RECORD	PCT. RANK	GAMES	SCHEDULE		OF SCHEDULE	RPI	RPI	RPI	RPI
DIV. I ONLY		15-6-1	.70455	40	6-3-1		21	24	15	.62941	16
DIV. I NON-CONF.		10-3-0	.76923	35	1-1-0		42	57	22	.62841	22
TOTALS		RPI 1-25	RPI 26-50		W-L RECORDS		RPI 51-100		RPI 101-150		RPI 150+
15-6-1		0-6-0	2-0-1		OVERALL		6-0-0		3-0-0		4-0-0
7-1-0		0-1-0	1-0-0		HOME		4-0-0		0-0-0		2-0-0
5-5-1		0-5-0	0-0-1		AWAY		2-0-0		1-0-0		2-0-0
3-0-0		0-0-0	1-0-0		NEUTRAL		0-0-0		2-0-0		0-0-0
10-3-0		0-3-0	1-0-0		NON-CONFERENCE		3-0-0		2-0-0		4-0-0
4-0-0		0-0-0	0-0-0		HOME		2-0-0		0-0-0		2-0-0
3-3-0		0-3-0	0-0-		AWAY		1-0-0		0-0-0		2-0-0
3-0-0		0-0-0	1-0-0		NEUTRAL		0-0-0		2-0-0		0-0-0
5-3-1		0-3-0	1-0-1		CONFERENCE		3-0-0		1-0-0		0-0-0
3-1-0		0-1-0	1-0-0		HOME		2-0-0		0-0-0		0-0-0
2-2-1		0-2-0	0-0-1		AWAY		1-0-0		1-0-0		0-0-0
0-0-0		0-0-0	0-0-0		NEUTRAL		0-0-0		0-0-0		0-0-0
RPI S	Opponent	Score	RPI S	Opponent	Score	RPI S	Opponent	Score	RPI S	Opponent	Score
3 H	Stanford	1 5	42 A	Washington St.	0 0	53 A	Purdue	1 0	127 N	San Diego St.	2 0
4 A	UCLA	0 4	44 N	LSU	3 2	57 A	Oregon	2 1	128 N	Northern Ariz.	3 1
5 A	Portland	0 1	45 H	California	3 2	58 H	Utah	3 0	135 A	Oregon St.	2 1
10 A	Texas A&M	1 3				65 H	Arizona St.	2 1	165 H	Hawaii	2 1
14 A	Southern California	2 3				75 H	Arizona	2 1	177 A	Gonzaga	2 1
22 A	Illinois	0 3				77 H	Kennesaw St.	2 0	211 H	Colgate	4 1
									233 A	Montana	3 0
LAST 10 GAMES											
10 A	Texas A&M	1 3	57 A	Oregon	2 1						
44 N	LSU	3 2	135 A	Oregon St.	2 1						
75 H	Arizona	2 1	45 H	California	3 2						
65 H	Arizona St.	2 1	3 H	Stanford	1 5						
42 A	Washington St.	0 0	4 A	UCLA	0 4						

Non-Div. I Games:

Washington

[illegible]

Non-Div. I Games:

Minnesota

Average RPI Win: 109		WON-LOST RECORD		WINNING PCT. RANK		LAST 10 GAMES		STRENGTH OF SCHEDULE		OPP. STRENGTH OF SCHEDULE		TEAM RPI		ADJ RPI		CONF. RPI		ADJ CONF. RPI	
DIV. I ONLY		16-5-2		.73913 28		7-1-2		53		26		21		.62268 18		4		4	
DIV. I NON-CONF.		7-2-1		.75 36		2-0-1		113		47		47		.58322 50		4		4	
TOTALS		RPI 1-25		RPI 26-50		W-L RECORDS		RPI 51-100		RPI 101-150		RPI 150+							
16-5-2		4-3-1		2-1-1		OVERALL		1-1-0		3-0-0		6-0-0							
10-2-1		1-2-1		2-0-0		HOME		1-0-0		3-0-0		3-0-0							
3-3-0		1-1-0		0-1-0		AWAY		0-1-0		0-0-0		2-0-0							
3-0-1		2-0-0		0-0-1		NEUTRAL		0-0-0		0-0-0		1-0-0							
7-2-1		0-1-1		1-1-0		NON-CONFERENCE		1-0-0		2-0-0		3-0-0							
6-1-1		0-1-1		1-0-0		HOME		1-0-0		2-0-0		2-0-0							
0-1-0		0-0-0		0-0-		AWAY		0-0-0		0-0-0		0-0-0							
1-0-0		0-0-0		0-0-0		NEUTRAL		0-0-0		0-0-0		1-0-0							
9-3-1		4-2-0		1-0-1		CONFERENCE		0-1-0		1-0-0		3-0-0							
4-1-0		1-1-0		1-0-0		HOME		0-0-0		1-0-0		1-0-0							
3-2-0		1-1-0		0-0-0		AWAY		0-1-0		0-0-0		2-0-0							
2-0-1		2-0-0		0-0-1		NEUTRAL		0-0-0		0-0-0		0-0-0							
RPI	S	Opponent		Score		RPI	S	Opponent		Score		RPI	S	Opponent		Score			
10	A	Texas A&M		3 0		27	H	Kansas		6 0		82	A	Nebraska		2 3			
13	A	Oklahoma St.		2 3		27	N	Kansas		1 1		99	H	Evansville		2 0			
19	H	Texas		1 2		45	A	California		0 3									
19	N	Texas		3 1		47	H	Auburn		1 0									
20	H	Colorado		1 0															
20	N	Colorado		1 0															
22	H	Illinois		1 1															
22	H	Illinois		1 2															

Non-Div. I Games:

Missouri

Average RPI Win:	94	WON-LOST	WINNING	LAST 10	STRENGTH OF	OPP. STRENGTH	TEAM	ADJ	CONF.	ADJ CONF.	
Average RPI Loss:	31	RECORD	PCT. RANK	GAMES	SCHEDULE	OF SCHEDULE	RPI	RPI	RPI	RPI	
DIV. I ONLY	13-4-4	.71429	38	5-3-2	39	20	19	.6225	19	4	4
DIV. I NON-CONF.	8-1-1	.85	18	1-1-0	50	17	12	.65144	13	4	4
<hr/>											
TOTALS	RPI 1-25	RPI 26-50		W-L RECORDS		RPI 51-100		RPI 101-150		RPI 150+	
13-4-4	1-3-2	3-0-0		OVERALL		3-1-1		3-0-0		3-0-1	
6-0-4	0-0-2	1-0-0		HOME		1-0-1		1-0-0		3-0-1	
6-3-0	1-2-0	1-0-0		AWAY		2-1-0		2-0-0		0-0-0	
1-1-0	0-1-0	1-0-0		NEUTRAL		0-0-0		0-0-0		0-0-0	
8-1-1	0-1-0	2-0-0		NON-CONFERENCE		3-0-1		2-0-0		1-0-0	
4-0-1	0-0-0	1-0-0		HOME		1-0-1		1-0-0		1-0-0	
3-1-0	0-1-0	0-0-		AWAY		2-0-0		1-0-0		0-0-0	
1-0-0	0-0-0	1-0-0		NEUTRAL		0-0-0		0-0-0		0-0-0	
5-3-3	1-2-2	1-0-0		CONFERENCE		0-1-0		1-0-0		2-0-1	
2-0-3	0-0-2	0-0-0		HOME		0-0-0		0-0-0		2-0-1	
3-2-0	1-1-0	1-0-0		AWAY		0-1-0		1-0-0		0-0-0	
0-1-0	0-1-0	0-0-0		NEUTRAL		0-0-0		0-0-0		0-0-0	
RPI S	Opponent	Score		RPI S	Opponent	Score		RPI S	Opponent	Score	
5 A	Portland	0	2	27 A	Kansas	1	0	59 A	TCU	2	1
10 H	Texas A&M	0	0	42 N	Washington St.	1	0	65 H	Arizona St.	0	0
13 H	Oklahoma St.	0	0	45 H	California	2	1	69 A	Louisville	1	0
18 A	Missouri	2	1					75 H	Arizona	2	1
18 N	Missouri	1	3					82 A	Nebraska	1	2
20 A	Colorado	0	1								

Non-Div. I Games:

Texas

[illegible]

Non-Div. I Games:

Colorado

Average RPI Win:		149	WON-LOST RECORD		WINNING PCT. RANK	LAST 10 GAMES	STRENGTH OF SCHEDULE		OPP. STRENGTH OF SCHEDULE	TEAM RPI	ADJ RPI	CONF. RPI	ADJ CONF. RPI						
Average RPI Loss:		14																	
DIV. I ONLY			18-4-1		.80435	12	9-1-0		77	63	20	.61881	21	13	13				
DIV. I NON-CONF.			5-4-1		.55	138	1-1-0		67	6	68	.56646	66	13	13				
TOTALS		RPI 1-25		RPI 26-50		W-L RECORDS		RPI 51-100		RPI 101-150		RPI 150+							
18-4-1		0-3-0		2-1-0		OVERALL		4-0-1		4-0-0		8-0-0							
9-0-0		0-0-0		1-0-0		HOME		2-0-0		1-0-0		5-0-0							
7-3-1		0-3-0		0-0-0		AWAY		1-0-1		3-0-0		3-0-0							
2-1-0		0-0-0		1-1-0		NEUTRAL		1-0-0		0-0-0		0-0-0							
5-4-1		0-3-0		0-1-0		NON-CONFERENCE		2-0-1		1-0-0		2-0-0							
3-0-0		0-0-0		0-0-0		HOME		1-0-0		0-0-0		2-0-0							
1-3-1		0-3-0		0-0-		AWAY		0-0-1		1-0-0		0-0-0							
1-1-0		0-0-0		0-1-0		NEUTRAL		1-0-0		0-0-0		0-0-0							
13-0-0		0-0-0		2-0-0		CONFERENCE		2-0-0		3-0-0		6-0-0							
6-0-0		0-0-0		1-0-0		HOME		1-0-0		1-0-0		3-0-0							
6-0-0		0-0-0		0-0-0		AWAY		1-0-0		2-0-0		3-0-0							
1-0-0		0-0-0		1-0-0		NEUTRAL		0-0-0		0-0-0		0-0-0							
RPI	S	Opponent		Score		RPI	S	Opponent		Score		RPI	S	Opponent		Score			
1	A	North Carolina		1	5	29	N	Virginia Tech		1	5	66	H	UNC Wilmington		3	2		
1	A	North Carolina		0	4	46	H	Dayton		2	1	67	A	Ohio St.		1	1		
24	A	Wake Forest		0	3	46	N	Dayton		1	0	73	N	Tennessee		2	0		
												76	A	St. Louis		2	0		
												76	H	St. Louis		3	0		
														139		A	Richmond	3	2
														141		A	St. Bonaventure	8	2
														145		H	St. Joseph's	8	0
														147		A	Pittsburgh	1	0
														151		H	La Salle	6	0
														183		A	George Washington	3	0
														185		A	Rhode Island	3	1
														195		H	Francis Marion	6	0
														226		A	Massachusetts	1	0
														245		H	Xavier	5	0
														248		H	Temple	1	0
														286		H	Tennessee Tech	8	0
LAST 10 GAMES																			
						1	A	North Carolina		0	4	185	A	Rhode Island		3	1		
						73	N	Tennessee		2	0	245	H	Xavier		5	0		
						46	N	Dayton		1	0	46	H	Dayton		2	1		
						76	A	St. Louis		2	0	183	A	George Washington		3	0		
						226	A	Massachusetts		1	0	139	A	Richmond		3	2		

Non-Div. I Games:

Charlotte

Average RPI Win: 68		WON-LOST RECORD		WINNING PCT. RANK		LAST 10 GAMES		STRENGTH OF SCHEDULE		OPP. STRENGTH OF SCHEDULE		TEAM RPI		ADJ RPI		CONF. RPI		ADJ CONF. RPI	
DIV. I ONLY		12-9-2		.56522 116		3-5-2		10		18		27		.61602 22		3		3	
DIV. I NON-CONF.		7-4-1		.625 96		1-1-1		5		14		13		.65572 12		3		3	
TOTALS		RPI 1-25		RPI 26-50		W-L RECORDS		RPI 51-100		RPI 101-150		RPI 150+							
12-9-2		2-4-1		3-1-1		OVERALL		5-2-0		1-2-0		1-0-0							
8-1-0		1-1-0		2-0-0		HOME		3-0-0		1-0-0		1-0-0							
2-8-1		1-3-1		0-1-0		AWAY		1-2-0		0-2-0		0-0-0							
2-0-1		0-0-0		1-0-1		NEUTRAL		1-0-0		0-0-0		0-0-0							
7-4-1		2-2-1		2-1-0		NON-CONFERENCE		2-1-0		0-0-0		1-0-0							
4-0-0		1-0-0		1-0-0		HOME		1-0-0		0-0-0		1-0-0							
1-4-1		1-2-1		0-0-		AWAY		0-1-0		0-0-0		0-0-0							
2-0-0		0-0-0		1-0-0		NEUTRAL		1-0-0		0-0-0		0-0-0							
5-5-1		0-2-0		1-0-1		CONFERENCE		3-1-0		1-2-0		0-0-0							
4-1-0		0-1-0		1-0-0		HOME		2-0-0		1-0-0		0-0-0							
1-4-0		0-1-0		0-0-0		AWAY		1-1-0		0-2-0		0-0-0							
0-0-1		0-0-0		0-0-1		NEUTRAL		0-0-0		0-0-0		0-0-0							
RPI S	Opponent		Score		RPI S	Opponent		Score		RPI S	Opponent		Score		RPI S	Opponent		Score	
1 A	North Carolina		0	3	30 A	UCF		0	2	51 N	Memphis		1	0	106 A	Indiana		0	1
8 A	Florida		0	2	32 H	Michigan St.		3	0	53 H	Purdue		1	0	126 A	Iowa		0	1
11 H	Penn St.		0	2	32 N	Michigan St.		0	0	63 A	Northwestern		0	1	130 H	Michigan		1	0
16 H	Washington		3	0	42 N	Washington St.		2	1	64 H	Colorado Col.		2	0	197 H	Iowa St.		3	1
17 A	Minnesota		0	1	46 H	Dayton		1	0	67 H	Ohio St.		2	0					
18 A	Missouri		1	1						73 A	Tennessee		0	1					
18 A	Missouri		2	1						95 A	Wisconsin		2	1					
LAST 10 GAMES																			
1 A	North Carolina		0	3	67 H	Ohio St.		2	0										
18 A	Missouri		1	1	11 H	Penn St.		0	2										
51 N	Memphis		1	0	106 A	Indiana		0	1										
32 N	Michigan St.		0	0	17 A	Minnesota		0	1										
53 H	Purdue		1	0	126 A	Iowa		0	1										

Non-Div. I Games:

Illinois

Average RPI Win:	134	WON-LOST RECORD	WINNING PCT. RANK	LAST 10 GAMES	STRENGTH OF SCHEDULE	OPP. STRENGTH OF SCHEDULE	TEAM RPI	ADJ RPI	CONF. RPI	ADJ CONF. RPI	
DIV. I ONLY	15-5-2	.72727	33	8-2-0	44	42	22	.61535	23	5	7
DIV. I NON-CONF.	9-4-2	.66667	72	2-1-0	41	31	29	.61122	28	7	7
<hr/>											
TOTALS	RPI 1-25	RPI 26-50		W-L RECORDS	RPI 51-100		RPI 101-150		RPI 150+		
15-5-2	0-4-0	3-0-1		OVERALL	2-1-1		4-0-0		6-0-0		
6-2-0	0-2-0	0-0-0		HOME	0-0-0		2-0-0		4-0-0		
6-3-0	0-2-0	2-0-0		AWAY	1-1-0		1-0-0		2-0-0		
3-0-2	0-0-0	1-0-1		NEUTRAL	1-0-1		1-0-0		0-0-0		
<hr/>											
9-4-2	0-3-0	2-0-1		NON-CONFERENCE	1-1-1		3-0-0		3-0-0		
4-1-0	0-1-0	0-0-0		HOME	0-0-0		2-0-0		2-0-0		
2-3-0	0-2-0	1-0-		AWAY	0-1-0		0-0-0		1-0-0		
3-0-2	0-0-0	1-0-1		NEUTRAL	1-0-1		1-0-0		0-0-0		
<hr/>											
6-1-0	0-1-0	1-0-0		CONFERENCE	1-0-0		1-0-0		3-0-0		
2-1-0	0-1-0	0-0-0		HOME	0-0-0		0-0-0		2-0-0		
4-0-0	0-0-0	1-0-0		AWAY	1-0-0		1-0-0		1-0-0		
0-0-0	0-0-0	0-0-0		NEUTRAL	0-0-0		0-0-0		0-0-0		
<hr/>											
RPI S	Opponent	Score		RPI S	Opponent	Score		RPI S	Opponent	Score	
4 A	UCLA	0	3	28 A	Long Beach St.	1	0	62 A	UC Santa Barbara	0	1
4 A	UCLA	0	1	28 N	Long Beach St.	1	0	63 N	Northwestern	3	2
5 H	Portland	1	4	35 N	Miami (Fla.)	0	0	70 N	New Mexico	0	0
14 H	Southern California	0	1	50 A	Loyola Marymount	1	0	96 A	Santa Clara	2	1
<hr/>											
LAST 10 GAMES											
4 A	UCLA	0	1	112 A	Pepperdine	1	0				
28 N	Long Beach St.	1	0	157 H	St. Mary's (Cal.)	2	0				
5 H	Portland	1	4	225 H	San Francisco	1	0				
177 A	Gonzaga	3	2	96 A	Santa Clara	2	1				
50 A	Loyola Marymount	1	0	28 A	Long Beach St.	1	0				

Average RPI Win:	107	WON-LOST	WINNING	LAST 10	STRENGTH OF	OPP. STRENGTH	TEAM	ADJ	CONF.	ADJ CONF.		
Average RPI Loss:	15	RECORD	PCT. RANK	GAMES	SCHEDULE	OF SCHEDULE	RPI	RPI	RPI	RPI		
DIV. I ONLY		13-8-0	.61905	78	5-5-0	20	11	25	.61484	24	1	1
DIV. I NON-CONF.		8-2-0	.8	28	1-1-0	39	62	18	.63849	17	1	1
<hr/>												
TOTALS	RPI 1-25	RPI 26-50		W-L RECORDS		RPI 51-100		RPI 101-150		RPI 150+		
13-8-0	2-6-0	2-2-0		OVERALL		2-0-0		3-0-0		4-0-0		
9-3-0	1-2-0	1-1-0		HOME		2-0-0		3-0-0		2-0-0		
3-3-0	1-2-0	1-1-0		AWAY		0-0-0		0-0-0		1-0-0		
1-2-0	0-2-0	0-0-0		NEUTRAL		0-0-0		0-0-0		1-0-0		
<hr/>												
8-2-0	1-1-0	1-1-0		NON-CONFERENCE		2-0-0		0-0-0		4-0-0		
6-1-0	1-0-0	1-1-0		HOME		2-0-0		0-0-0		2-0-0		
1-0-0	0-0-0	0-0-		AWAY		0-0-0		0-0-0		1-0-0		
1-1-0	0-1-0	0-0-0		NEUTRAL		0-0-0		0-0-0		1-0-0		
<hr/>												
5-6-0	1-5-0	1-1-0		CONFERENCE		0-0-0		3-0-0		0-0-0		
3-2-0	0-2-0	0-0-0		HOME		0-0-0		3-0-0		0-0-0		
2-3-0	1-2-0	1-1-0		AWAY		0-0-0		0-0-0		0-0-0		
0-1-0	0-1-0	0-0-0		NEUTRAL		0-0-0		0-0-0		0-0-0		
<hr/>												
RPI S	Opponent	Score	RPI S	Opponent	Score	RPI S	Opponent	Score	RPI S	Opponent	Score	
1 H	North Carolina	2 4	29 A	Virginia Tech	2 1	58 H	Utah	2 1	129 H	Maryland	2 0	
6 A	Florida St.	0 5	35 A	Miami (Fla.)	0 1	66 H	UNC Wilmington	5 0	132 H	North Carolina St.	2 1	
7 H	Boston College	0 1	37 H	James Madison	0 1				133 H	Clemson	2 0	
9 A	Duke	1 3	43 H	UNC Greensboro	3 0				172 H	Cal St. Fullerton	3 0	
10 N	Texas A&M	1 2							183 N	George Washington	2 0	
12 A	Virginia	1 0							195 A	Francis Marion	3 0	
12 N	Virginia	2 3							213 H	Morehead St.	2 0	
21 H	Charlotte	3 0										
<hr/>												
LAST 10 GAMES												
37 H James Madison						35 A Miami (Fla.)						
213 H Morehead St.						132 H North Carolina St.						
12 N Virginia						6 A Florida St.						
12 A Virginia						133 H Clemson						
29 A Virginia Tech						9 A Duke						

Non-Div. I Games:

Wake Forest

Average RPI Win: 121		WON-LOST	WINNING	LAST 10	STRENGTH OF	OPP. STRENGTH	TEAM	ADJ	CONF.	ADJ CONF.							
Average RPI Loss: 31		RECORD	PCT. RANK	GAMES	SCHEDULE	OF SCHEDULE	RPI	RPI	RPI	RPI							
DIV. I ONLY		13-7-2	.63636	70	4-4-2	18	40	24	.61435	25	7	6					
DIV. I NON-CONF.		6-3-1	.65	80	1-1-1	8	18	14	.65056	14	6	6					
<hr/>																	
TOTALS		RPI 1-25		RPI 26-50		W-L RECORDS		RPI 51-100		RPI 101-150		RPI 150+					
13-7-2		1-4-1		2-1-0		OVERALL		3-2-1		2-0-0		5-0-0					
6-2-1		0-2-0		1-0-0		HOME		2-0-1		2-0-0		1-0-0					
6-5-0		0-2-0		1-1-0		AWAY		1-2-0		0-0-0		4-0-0					
1-0-1		1-0-1		0-0-0		NEUTRAL		0-0-0		0-0-0		0-0-0					
6-3-1		1-3-1		1-0-0		NON-CONFERENCE		1-0-0		1-0-0		2-0-0					
2-2-0		0-2-0		0-0-0		HOME		0-0-0		1-0-0		1-0-0					
3-1-0		0-1-0		1-0-		AWAY		1-0-0		0-0-0		1-0-0					
1-0-1		1-0-1		0-0-0		NEUTRAL		0-0-0		0-0-0		0-0-0					
7-4-1		0-1-0		1-1-0		CONFERENCE		2-2-1		1-0-0		3-0-0					
4-0-1		0-0-0		1-0-0		HOME		2-0-1		1-0-0		0-0-0					
3-4-0		0-1-0		0-1-0		AWAY		0-2-0		0-0-0		3-0-0					
0-0-0		0-0-0		0-0-0		NEUTRAL		0-0-0		0-0-0		0-0-0					
RPI	S	Opponent		Score		RPI	S	Opponent		Score		RPI	S	Opponent		Score	
2	A	Notre Dame		1 3		31	H	West Virginia		1 0		67	A	Ohio St.		1 0	
3	A	Stanford		0 1		41	A	Marquette		0 1		69	H	Louisville		1 0	
5	H	Portland		0 1		46	A	Dayton		1 0		71	A	Georgetown		0 1	
11	H	Penn St.		0 1								78	H	Cincinnati		0 0	
11	N	Penn St.		2 1								83	A	St. John's (N.Y.)		0 1	
13	N	Oklahoma St.		0 0								92	H	Villanova		5 0	

Non-Div. I Games:

Rutgers

Average RPI Win:	140	WON-LOST RECORD	WINNING PCT. RANK	LAST 10 GAMES	STRENGTH OF SCHEDULE	OPP. STRENGTH OF SCHEDULE	TEAM RPI	ADJ RPI	CONF. RPI	ADJ CONF. RPI		
DIV. I ONLY		18-3-2	.82609	9	9-1-0	84	103	23	.61174	26	14	14
DIV. I NON-CONF.		8-2-2	.75	36	0-1-0	63	32	26	.61339	27	14	14
<hr/>												
TOTALS	RPI 1-25	RPI 26-50		W-L RECORDS		RPI 51-100		RPI 101-150		RPI 150+		
18-3-2	0-0-0	2-1-0		OVERALL		3-1-2		4-1-0		9-0-0		
11-0-0	0-0-0	0-0-0		HOME		3-0-0		1-0-0		7-0-0		
5-1-1	0-0-0	1-0-0		AWAY		0-0-1		2-1-0		2-0-0		
2-2-1	0-0-0	1-1-0		NEUTRAL		0-1-1		1-0-0		0-0-0		
8-2-2	0-0-0	2-1-0		NON-CONFERENCE		3-1-2		1-0-0		2-0-0		
6-0-0	0-0-0	0-0-0		HOME		3-0-0		1-0-0		2-0-0		
1-0-1	0-0-0	1-0-		AWAY		0-0-1		0-0-0		0-0-0		
1-2-1	0-0-0	1-1-0		NEUTRAL		0-1-1		0-0-0		0-0-0		
10-1-0	0-0-0	0-0-0		CONFERENCE		0-0-0		3-1-0		7-0-0		
5-0-0	0-0-0	0-0-0		HOME		0-0-0		0-0-0		5-0-0		
4-1-0	0-0-0	0-0-0		AWAY		0-0-0		2-1-0		2-0-0		
1-0-0	0-0-0	0-0-0		NEUTRAL		0-0-0		1-0-0		0-0-0		
RPI	S	Opponent	Score	RPI	S	Opponent	Score	RPI	S	Opponent	Score	
				32	N	Michigan St.	1 2	63	H	Northwestern	2 1	
				41	A	Marquette	1 0	67	H	Ohio St.	4 3	
				49	N	Boston U.	2 0	70	A	New Mexico	1 1	
								74	N	Brown	2 2	
								78	N	UNLV	1 2	
								95	H	Wisconsin	3 0	
										105	A Loyola (Ill.)	0 1
										105	A Loyola (Ill.)	6 2
										110	H Samford	4 2
										140	A Wright St.	3 0
										140	N Wright St.	2 1
										156	H Butler	5 0
										161	H Detroit	3 0
										168	H Valparaiso	3 1
										171	H Western Mich.	4 1
										174	H Illinois St.	1 0
										194	A Cleveland St.	7 0
										201	H Green Bay	5 0
										201	H Green Bay	2 0
										289	A Youngstown St.	3 0
<hr/>												
				LAST 10 GAMES								
				32	N	Michigan St.	1 2	161	H	Detroit	3 0	
				105	A	Loyola (Ill.)	6 2	156	H	Butler	5 0	
				140	N	Wright St.	2 1	289	A	Youngstown St.	3 0	
				201	H	Green Bay	5 0	194	A	Cleveland St.	7 0	
				168	H	Valparaiso	3 1	140	A	Wright St.	3 0	

Non-Div. I Games:

Milwaukee

Average RPI Win:	101	WON-LOST RECORD	WINNING PCT. RANK	LAST 10 GAMES	STRENGTH OF SCHEDULE	OPP. STRENGTH OF SCHEDULE	TEAM RPI	ADJ RPI	CONF. RPI	ADJ CONF. RPI	
Average RPI Loss:	34										
DIV. I ONLY		13-8-2	.6087 86	5-3-2	16	32	28	.61053 27	4	4	
DIV. I NON-CONF.		8-3-0	.72727 45	2-1-0	26	37	19	.63702 18	4	4	
<hr/>											
TOTALS	RPI 1-25	RPI 26-50		W-L RECORDS	RPI 51-100		RPI 101-150		RPI 150+		
13-8-2	2-6-1	3-0-0		OVERALL	1-1-0		2-1-0		5-0-1		
7-3-0	1-2-0	1-0-0		HOME	1-0-0		2-1-0		2-0-0		
4-5-1	0-4-0	1-0-0		AWAY	0-1-0		0-0-0		3-0-1		
2-0-1	1-0-1	1-0-0		NEUTRAL	0-0-0		0-0-0		0-0-0		
8-3-0	0-2-0	3-0-0		NON-CONFERENCE	1-0-0		1-1-0		3-0-0		
4-1-0	0-0-0	1-0-0		HOME	1-0-0		1-1-0		1-0-0		
3-2-0	0-2-0	1-0-		AWAY	0-0-0		0-0-0		2-0-0		
1-0-0	0-0-0	1-0-0		NEUTRAL	0-0-0		0-0-0		0-0-0		
5-5-2	2-4-1	0-0-0		CONFERENCE	0-1-0		1-0-0		2-0-1		
3-2-0	1-2-0	0-0-0		HOME	0-0-0		1-0-0		1-0-0		
1-3-1	0-2-0	0-0-0		AWAY	0-1-0		0-0-0		1-0-1		
1-0-1	1-0-1	0-0-0		NEUTRAL	0-0-0		0-0-0		0-0-0		
RPI S	Opponent	Score		RPI S	Opponent	Score		RPI S	Opponent	Score	
3 A	Stanford	0	5	30 A	UCF	3	2	53 H	Purdue	3	0
8 A	Florida	1	2	36 N	Denver	2	1	82 A	Nebraska	1	2
10 H	Texas A&M	1	0	47 H	Auburn	2	1				
10 N	Texas A&M	4	2								
13 A	Oklahoma St.	2	3								
18 A	Missouri	0	6								
18 N	Missouri	1	1								
19 H	Texas	0	1								
20 H	Colorado	0	2								
<hr/>											
LAST 10 GAMES											
3 A	Stanford	0	5	154 H	Baylor	1	0				
36 N	Denver	2	1	19 H	Texas	0	1				
18 N	Missouri	1	1	195 H	Francis Marion	7	0				
10 N	Texas A&M	4	2	10 H	Texas A&M	1	0				
18 A	Missouri	0	6	173 A	Oklahoma	1	1				

Non-Div. I Games:

Kansas

Average RPI Win:		112	WON-LOST RECORD		WINNING PCT. RANK	LAST 10 GAMES	STRENGTH OF SCHEDULE		OPP. STRENGTH OF SCHEDULE	TEAM RPI	ADJ RPI	CONF. RPI	ADJ CONF. RPI				
Average RPI Loss:		49															
DIV. I ONLY			14-5-4		.69565	45	6-2-2		34	73	26	.60982	28	10	10		
DIV. I NON-CONF.			6-5-2		.53846	147	0-2-0		29	40	54	.58602	46	10	10		
TOTALS		RPI 1-25		RPI 26-50		W-L RECORDS		RPI 51-100		RPI 101-150		RPI 150+					
14-5-4		1-2-0		1-0-1		OVERALL		3-3-2		6-0-1		3-0-0					
7-2-3		1-1-0		1-0-0		HOME		0-1-2		4-0-1		1-0-0					
7-2-0		0-0-0		0-0-0		AWAY		3-2-0		2-0-0		2-0-0					
0-1-1		0-1-0		0-0-1		NEUTRAL		0-0-0		0-0-0		0-0-0					
6-5-2		1-2-0		1-0-1		NON-CONFERENCE		1-3-1		1-0-0		2-0-0					
3-2-1		1-1-0		1-0-0		HOME		0-1-1		0-0-0		1-0-0					
3-2-0		0-0-0		0-0-		AWAY		1-2-0		1-0-0		1-0-0					
0-1-1		0-1-0		0-0-1		NEUTRAL		0-0-0		0-0-0		0-0-0					
8-0-2		0-0-0		0-0-0		CONFERENCE		2-0-1		5-0-1		1-0-0					
4-0-2		0-0-0		0-0-0		HOME		0-0-1		4-0-1		0-0-0					
4-0-0		0-0-0		0-0-0		AWAY		2-0-0		1-0-0		1-0-0					
0-0-0		0-0-0		0-0-0		NEUTRAL		0-0-0		0-0-0		0-0-0					
RPI	S	Opponent		Score		RPI	S	Opponent		Score		RPI	S	Opponent		Score	
15	H	BYU		3	0	34	H	Harvard		3	0	57	H	Oregon		3	3
23	H	San Diego		0	1	36	N	Denver		0	0	58	A	Utah		0	1
23	N	San Diego		0	1							62	A	UC Santa Barbara		2	1
												62	H	UC Santa Barbara		1	1
												65	A	Arizona St.		0	1
												75	A	Arizona		2	0
												78	H	UNLV		0	1
												97	A	Cal Poly		3	2
				</													

Non-Div. I Games:

Long Beach St.

Average RPI Win: 117		WON-LOST RECORD		WINNING PCT. RANK		LAST 10 GAMES		STRENGTH OF SCHEDULE		OPP. STRENGTH OF SCHEDULE		TEAM RPI		ADJ RPI		CONF. RPI		ADJ CONF. RPI	
DIV. I ONLY		10-9-4		.52174 146		3-5-2		5		16		30		.60569 29		1		1	
DIV. I NON-CONF.		6-4-0		.6 108		1-1-0		32		93		46		.58716 45		1		1	
TOTALS		RPI 1-25		RPI 26-50		W-L RECORDS		RPI 51-100		RPI 101-150		RPI 150+							
10-9-4		3-7-2		0-1-1		OVERALL		1-1-0		2-0-1		4-0-0							
8-4-0		2-3-0		0-1-0		HOME		1-0-0		2-0-0		3-0-0							
0-4-2		0-3-0		0-0-1		AWAY		0-1-0		0-0-1		0-0-0							
2-1-2		1-1-2		0-0-0		NEUTRAL		0-0-0		0-0-0		1-0-0							
6-4-0		1-2-0		0-1-0		NON-CONFERENCE		1-1-0		0-0-0		4-0-0							
4-3-0		0-2-0		0-1-0		HOME		1-0-0		0-0-0		3-0-0							
0-1-0		0-0-0		0-0-		AWAY		0-1-0		0-0-0		0-0-0							
2-0-0		1-0-0		0-0-0		NEUTRAL		0-0-0		0-0-0		1-0-0							
4-5-4		2-5-2		0-0-1		CONFERENCE		0-0-0		2-0-1		0-0-0							
4-1-0		2-1-0		0-0-0		HOME		0-0-0		2-0-0		0-0-0							
0-3-2		0-3-0		0-0-1		AWAY		0-0-0		0-0-1		0-0-0							
0-1-2		0-1-2		0-0-0		NEUTRAL		0-0-0		0-0-0		0-0-0							
RPI	S	Opponent		Score		RPI	S	Opponent		Score		RPI	S	Opponent		Score			
1	A	North Carolina		0 4		35	A	Miami (Fla.)		1 1		84	A	Davidson		1 2			
1	N	North Carolina		0 3		37	H	James Madison		3 4		99	H	Evansville		4 2			
6	A	Florida St.		1 3															
6	N	Florida St.		0 0															
7	A	Boston College		1 2															
9	H	Duke		1 0															
10	H	Texas A&M		1 3															
12	H	Virginia		1 0															
12	N	Virginia		1 1															
15	H	BYU		0 2															
21	N	Charlotte		5 1															
24	H	Wake Forest		1 2															
LAST 10 GAMES																			
15	H	BYU		0 2		24	H	Wake Forest		1 2									
	1	N North Carolina		0 3		7	A	Boston College		1 2									
	12	N Virginia		1 1		129	H	Maryland		1 0									
	6	N Florida St.		0 0		200	H	Longwood		2 0									
	9	H Duke		1 0		1	A	North Carolina		0 4									

Non-Div. I Games:

Virginia Tech

Average RPI Win: 122		WON-LOST RECORD		WINNING PCT. RANK		LAST 10 GAMES		STRENGTH OF SCHEDULE		OPP. STRENGTH OF SCHEDULE		TEAM RPI		ADJ RPI		CONF. RPI		ADJ CONF. RPI	
Average RPI Loss: 54		14-6-3		.67391 53		7-3-0		37		72		31		.60523 30		11		12	
DIV. I ONLY		6-3-1		.65 80		1-1-0		17		30		21		.63297 20		12		12	
DIV. I NON-CONF.																			
TOTALS		RPI 1-25		RPI 26-50		W-L RECORDS		RPI 51-100		RPI 101-150		RPI 150+							
14-6-3		2-2-0		1-1-1		OVERALL		3-2-0		1-1-2		7-0-0							
6-2-1		1-0-0		0-1-1		HOME		0-1-0		0-0-0		5-0-0							
7-3-2		1-2-0		0-0-0		AWAY		3-0-0		1-1-2		2-0-0							
1-1-0		0-0-0		1-0-0		NEUTRAL		0-1-0		0-0-0		0-0-0							
6-3-1		2-2-0		1-1-0		NON-CONFERENCE		0-0-0		1-0-1		2-0-0							
3-1-0		1-0-0		0-1-0		HOME		0-0-0		0-0-0		2-0-0							
2-2-1		1-2-0		0-0-		AWAY		0-0-0		1-0-1		0-0-0							
1-0-0		0-0-0		1-0-0		NEUTRAL		0-0-0		0-0-0		0-0-0							
8-3-2		0-0-0		0-0-1		CONFERENCE		3-2-0		0-1-1		5-0-0							
3-1-1		0-0-0		0-0-1		HOME		0-1-0		0-0-0		3-0-0							
5-1-1		0-0-0		0-0-0		AWAY		3-0-0		0-1-1		2-0-0							
0-1-0		0-0-0		0-0-0		NEUTRAL		0-1-0		0-0-0		0-0-0							
RPI	S	Opponent		Score		RPI	S	Opponent		Score		RPI	S	Opponent		Score			
6	A	Florida St.		0	5	27	H	Kansas		2	3	51	A	Memphis		2	1		
8	A	Florida		0	2	35	N	Miami (Fla.)		3	1	51	N	Memphis		0	2		
8	A	Florida		1	0	40	H	East Carolina		1	1	64	A	Colorado Col.		2	1		
22	H	Illinois		2	0							80	A	Rice		2	1		
												80	H	Rice		1	2		

Non-Div. I Games:

UCF

Average RPI Win:		106	WON-LOST RECORD		WINNING PCT. RANK		LAST 10 GAMES		STRENGTH OF SCHEDULE		OPP. STRENGTH OF SCHEDULE		TEAM RPI		ADJ RPI		CONF. RPI		ADJ CONF. RPI					
Average RPI Loss:		44																						
DIV. I ONLY			14-3-6		.73913		28		7-1-2		93		25		32		.60383		31		7		6	
DIV. I NON-CONF.			6-2-2		.7		59		1-1-0		71		11		32		.60421		30		6		6	
TOTALS		RPI 1-25		RPI 26-50		W-L RECORDS		RPI 51-100		RPI 101-150		RPI 150+												
14-3-6		1-2-0		3-0-2		OVERALL		4-1-3		2-0-0		4-0-1												
9-0-2		1-0-0		0-0-1		HOME		3-0-1		2-0-0		3-0-0												
3-2-2		0-2-0		1-0-0		AWAY		1-0-1		0-0-0		1-0-1												
2-1-2		0-0-0		2-0-1		NEUTRAL		0-1-1		0-0-0		0-0-0												
6-2-2		1-1-0		2-0-2		NON-CONFERENCE		1-1-0		1-0-0		1-0-0												
3-0-1		1-0-0		0-0-1		HOME		0-0-0		1-0-0		1-0-0												
1-1-0		0-1-0		0-0-		AWAY		1-0-0		0-0-0		0-0-0												
2-1-1		0-0-0		2-0-1		NEUTRAL		0-1-0		0-0-0		0-0-0												
8-1-4		0-1-0		1-0-0		CONFERENCE		3-0-3		1-0-0		3-0-1												
6-0-1		0-0-0		0-0-0		HOME		3-0-1		1-0-0		2-0-0												
2-1-2		0-1-0		1-0-0		AWAY		0-0-1		0-0-0		1-0-1												
0-0-1		0-0-0		0-0-0		NEUTRAL		0-0-1		0-0-0		0-0-0												
RPI	S	Opponent		Score		RPI	S	Opponent		Score		RPI	S	Opponent		Score								
12	A	Virginia		2	3	33	N	Princeton		2	1	56	H	Connecticut		0	0	131	H	Kentucky		1	0	
12	H	Virginia		3	0	37	H	James Madison		1	1	56	N	Connecticut		1	1	147	H	Pittsburgh		4	0	
25	A	Rutgers		0	1	41	A	Marquette		2	0	69	H	Louisville		4	0	152	A	South Fla.		2	0	
						42	N	Washington St.		1	1	71	H	Georgetown		2	1	160	A	Seton Hall		1	1	
						50	N	Loyola Marymount		1	0	73	A	Tennessee		1	0	170	H	Providence		3	0	
												83	A	St. John's (N.Y.)		0	0	190	H	Syracuse		8	0	
												92	H	Villanova		2	1	246	H	Towson		3	0	
												96	N	Santa Clara		1	2							
LAST 10 GAMES																								
12	A	Virginia		2	3	41	A	Marquette		2	0													
33	N	Princeton		2	1	92	H	Villanova		2	1													
56	N	Connecticut		1	1	71	H	Georgetown		2	1													
69	H	Louisville		4	0	56	H	Connecticut		0	0													
152	A	South Fla.		2	0	170	H	Providence		3	0													

Non-Div. I Games:

West Virginia

Average RPI Win: 115		WON-LOST RECORD		WINNING PCT. RANK		LAST 10 GAMES		STRENGTH OF SCHEDULE		OPP. STRENGTH OF SCHEDULE		TEAM RPI		ADJ RPI		CONF. RPI		ADJ CONF. RPI	
DIV. I ONLY		14-7-3		.64583 63		3-4-3		35		51		34		.60025 32		3		3	
DIV. I NON-CONF.		9-2-1		.79167 30		1-1-1		30		112		15		.63518 19		3		3	
TOTALS		RPI 1-25		RPI 26-50		W-L RECORDS		RPI 51-100		RPI 101-150		RPI 150+							
14-7-3		2-4-1		1-0-0		OVERALL		2-2-1		4-1-1		5-0-0							
9-0-2		2-0-0		0-0-0		HOME		1-0-1		3-0-1		3-0-0							
4-6-0		0-3-0		0-0-0		AWAY		1-2-0		1-1-0		2-0-0							
1-1-1		0-1-1		1-0-0		NEUTRAL		0-0-0		0-0-0		0-0-0							
9-2-1		0-2-0		1-0-0		NON-CONFERENCE		0-0-1		3-0-0		5-0-0							
5-0-1		0-0-0		0-0-0		HOME		0-0-1		2-0-0		3-0-0							
3-2-0		0-2-0		0-0-		AWAY		0-0-0		1-0-0		2-0-0							
1-0-0		0-0-0		1-0-0		NEUTRAL		0-0-0		0-0-0		0-0-0							
5-5-2		2-2-1		0-0-0		CONFERENCE		2-2-0		1-1-1		0-0-0							
4-0-1		2-0-0		0-0-0		HOME		1-0-0		1-0-1		0-0-0							
1-4-0		0-1-0		0-0-0		AWAY		1-2-0		0-1-0		0-0-0							
0-1-1		0-1-1		0-0-0		NEUTRAL		0-0-0		0-0-0		0-0-0							
RPI	S	Opponent		Score		RPI	S	Opponent		Score		RPI	S	Opponent		Score			
2	A	Notre Dame		0	1	26	N	Milwaukee		2	1	53	A	Purdue		0	2		
11	H	Penn St.		3	1							63	A	Northwestern		3	0		
11	N	Penn St.		0	1							67	H	Ohio St.		5	1		
15	A	BYU		0	2							85	H	South Dakota St.		1	1		
17	H	Minnesota		2	0							95	A	Wisconsin		0	2		
22	A	Illinois		0	3														
22	N	Illinois		0	0														

Non-Div. I Games:

Michigan St.

Average RPI Win: 149		WON-LOST	WINNING	LAST 10	STRENGTH OF		OPP. STRENGTH	TEAM	ADJ	CONF.	ADJ CONF.
Average RPI Loss: 38		RECORD	PCT. RANK	GAMES	SCHEDULE		OF SCHEDULE	RPI	RPI	RPI	RPI
DIV. I ONLY		12-3-2	.76471	19	67		102	29	.59938	33	8
DIV. I NON-CONF.		7-2-1	.75	36	81		118	43	.58852	44	8
TOTALS		RPI 1-25	RPI 26-50		W-L RECORDS		RPI 51-100		RPI 101-150		RPI 150+
12-3-2	0-0-0	1-3-0		OVERALL		4-0-2		2-0-0		5-0-0	
7-1-1	0-0-0	1-1-0		HOME		2-0-1		2-0-0		2-0-0	
5-1-1	0-0-0	0-1-0		AWAY		2-0-1		0-0-0		3-0-0	
0-1-0	0-0-0	0-1-0		NEUTRAL		0-0-0		0-0-0		0-0-0	
7-2-1	0-0-0	1-2-0		NON-CONFERENCE		1-0-1		1-0-0		4-0-0	
5-0-0	0-0-0	1-0-0		HOME		1-0-0		1-0-0		2-0-0	
2-1-1	0-0-0	0-0-		AWAY		0-0-1		0-0-0		2-0-0	
0-1-0	0-0-0	0-1-0		NEUTRAL		0-0-0		0-0-0		0-0-0	
5-1-1	0-0-0	0-1-0		CONFERENCE		3-0-1		1-0-0		1-0-0	
2-1-1	0-0-0	0-1-0		HOME		1-0-1		1-0-0		0-0-0	
3-0-0	0-0-0	0-0-0		AWAY		2-0-0		0-0-0		1-0-0	
0-0-0	0-0-0	0-0-0		NEUTRAL		0-0-0		0-0-0		0-0-0	
RPI S	Opponent	Score	RPI S	Opponent	Score	RPI S	Opponent	Score	RPI S	Opponent	Score
31 N	West Virginia	1 2	60 A	Columbia	2 1	107 H	Penn	2 1			
34 H	Harvard	1 2	68 H	Fairfield	1 0	137 H	Bucknell	3 0			
48 A	Hofstra	0 1	74 H	Brown	0 0	211 A	Colgate	2 0			
49 H	Boston U.	2 1	83 A	St. John's (N.Y.)	1 1	230 H	Lehigh	1 0			
			89 A	Yale	1 0	232 A	American	4 0			
			98 H	Dartmouth	1 0	246 H	Towson	1 0			
						259 A	Cornell	4 0			
LAST 10 GAMES											
31 N	West Virginia	1 2	60 A	Columbia	2 1	230 H	Lehigh	1 0			
107 H	Penn	2 1	74 H	Brown	0 0	232 A	American	4 0			
259 A	Cornell	4 0	98 H	Dartmouth	1 0						
137 H	Bucknell	3 0									
34 H	Harvard	1 2									

Non-Div. I Games:

Princeton

Average RPI Win: 141		WON-LOST	WINNING	LAST 10	STRENGTH OF		OPP. STRENGTH	TEAM	ADJ		CONF.	ADJ CONF.			
Average RPI Loss: 62		RECORD	PCT. RANK	GAMES	SCHEDULE		OF SCHEDULE	RPI	RPI		RPI	RPI			
DIV. I ONLY		10-3-5	.69444	48	7-1-2		50	76	35	.59838	34	8	8		
DIV. I NON-CONF.		5-2-4	.63636	90	2-0-1		59	69	56	.57842	56	8	8		
TOTALS		RPI 1-25	RPI 26-50		W-L RECORDS		RPI 51-100		RPI 101-150		RPI 150+				
10-3-5		0-0-1	1-2-0		OVERALL		5-0-4		0-1-0		4-0-0				
6-0-2		0-0-0	0-0-0		HOME		4-0-2		0-0-0		2-0-0				
4-3-3		0-0-1	1-2-0		AWAY		1-0-2		0-1-0		2-0-0				
0-0-0		0-0-0	0-0-0		NEUTRAL		0-0-0		0-0-0		0-0-0				
5-2-4		0-0-1	0-2-0		NON-CONFERENCE		2-0-3		0-0-0		3-0-0				
3-0-2		0-0-0	0-0-0		HOME		2-0-2		0-0-0		1-0-0				
2-2-2		0-0-1	0-0-		AWAY		0-0-1		0-0-0		2-0-0				
0-0-0		0-0-0	0-0-0		NEUTRAL		0-0-0		0-0-0		0-0-0				
5-1-1		0-0-0	1-0-0		CONFERENCE		3-0-1		0-1-0		1-0-0				
3-0-0		0-0-0	0-0-0		HOME		2-0-0		0-0-0		1-0-0				
2-1-1		0-0-0	1-0-0		AWAY		1-0-1		0-1-0		0-0-0				
0-0-0		0-0-0	0-0-0		NEUTRAL		0-0-0		0-0-0		0-0-0				
RPI S	Opponent	Score		RPI S	Opponent	Score		RPI S	Opponent	Score		RPI S	Opponent	Score	
7 A	Boston College	1	1	28 A	Long Beach St.	0	3	60 H	Columbia	2	1	107 A	Penn	0	2
				33 A	Princeton	2	1	68 A	Fairfield	0	0	231 H	Maine	4	1
				50 A	Loyola Marymount	0	1	72 H	Northeastern	2	1	241 A	New Hampshire	1	0
								72 H	Northeastern	2	2	259 H	Cornell	3	0
								74 A	Brown	3	0	266 A	Holy Cross	2	1
								84 H	Davidson	2	1				
								89 H	Yale	3	1				
								95 H	Wisconsin	1	1				
								98 A	Dartmouth	1	1				
LAST 10 GAMES				LAST 10 GAMES				LAST 10 GAMES				LAST 10 GAMES			
72 H	Northeastern	2	2	74 A	Brown	3	0	231 H	Maine	4	1	259 H	Cornell	3	0
60 H	Columbia	2	1	231 H	Maine	4	1	89 H	Yale	3	1	107 A	Penn	0	2
98 A	Dartmouth	1	1												
33 A	Princeton	2	1												
266 A	Holy Cross	2	1												

Non-Div. I Games:

Harvard

Average RPI Win: 132		WON-LOST	WINNING	LAST 10	STRENGTH OF		OPP. STRENGTH	TEAM	ADJ	CONF.	ADJ CONF.
Average RPI Loss: 23		RECORD	PCT. RANK	GAMES	SCHEDULE		OF SCHEDULE	RPI	RPI	RPI	RPI
DIV. I ONLY		10-9-3	.52273	145	12		13	36	.59627	35	1
DIV. I NON-CONF.		7-3-1	.68182	67	27		68	24	.61607	25	1
TOTALS		RPI 1-25	RPI 26-50		W-L RECORDS		RPI 51-100		RPI 101-150		RPI 150+
10-9-3		1-7-2	0-1-1		OVERALL		2-0-0		3-1-0		4-0-0
6-3-2		1-3-1	0-0-1		HOME		1-0-0		1-0-0		3-0-0
4-4-0		0-3-0	0-0-0		AWAY		1-0-0		2-1-0		1-0-0
0-2-1		0-1-1	0-1-0		NEUTRAL		0-0-0		0-0-0		0-0-0
7-3-1		0-2-1	0-1-0		NON-CONFERENCE		2-0-0		1-0-0		4-0-0
5-1-0		0-1-0	0-0-0		HOME		1-0-0		1-0-0		3-0-0
2-1-0		0-1-0	0-0-0		AWAY		1-0-0		0-0-0		1-0-0
0-1-1		0-0-1	0-1-0		NEUTRAL		0-0-0		0-0-0		0-0-0
3-6-2		1-5-1	0-0-1		CONFERENCE		0-0-0		2-1-0		0-0-0
1-2-2		1-2-1	0-0-1		HOME		0-0-0		0-0-0		0-0-0
2-3-0		0-2-0	0-0-0		AWAY		0-0-0		2-1-0		0-0-0
0-1-0		0-1-0	0-0-0		NEUTRAL		0-0-0		0-0-0		0-0-0
RPI S	Opponent	Score	RPI S	Opponent	Score	RPI S	Opponent	Score	RPI S	Opponent	Score
1 A	North Carolina	0 1	29 H	Virginia Tech	1 1	51 A	Memphis	3 0	101 H	Eastern Mich.	1 0
1 N	North Carolina	0 1	30 N	UCF	1 3	53 H	Purdue	2 0	129 A	Maryland	0 1
4 A	UCLA	0 3							132 A	North Carolina St.	1 0
6 H	Florida St.	0 2							133 A	Clemson	1 0
7 A	Boston College	1 4							180 H	Fla. Atlantic	2 0
9 H	Duke	0 0							210 H	Stetson	3 0
12 H	Virginia	0 2							212 A	UALR	3 0
15 H	BYU	0 1							223 H	FIU	2 1
23 N	San Diego	0 0									
24 H	Wake Forest	1 0									
LAST 10 GAMES											
30 N	UCF	1 3	9 H	Duke	0 0						
1 N	North Carolina	0 1	133 A	Clemson	1 0						
1 A	North Carolina	0 1	6 H	Florida St.	0 2						
132 A	North Carolina St.	1 0	129 A	Maryland	0 1						
24 H	Wake Forest	1 0	7 A	Boston College	1 4						

Non-Div. I Games:

Miami (Fla.)

Denver

Average RPI Win:		110	WON-LOST RECORD		WINNING PCT. RANK		LAST 10 GAMES		STRENGTH OF SCHEDULE		OPP. STRENGTH OF SCHEDULE		TEAM RPI		ADJ RPI		CONF. RPI		ADJ CONF. RPI							
DIV. I ONLY			14-7-2		.65217 60		6-4-0		55		50		41		.59553 37		12		11							
DIV. I NON-CONF.			6-3-2		.63636 90		2-1-0		35		9		27		.61648 24		11		11							
TOTALS		RPI 1-25		RPI 26-50		W-L RECORDS		RPI 51-100		RPI 101-150		RPI 150+														
14-7-2		2-2-0		4-0-2		OVERALL		2-2-0		1-2-0		5-1-0														
6-2-1		1-0-0		1-0-1		HOME		1-0-0		0-1-0		3-1-0														
7-4-1		1-2-0		2-0-1		AWAY		1-1-0		1-1-0		2-0-0														
1-1-0		0-0-0		1-0-0		NEUTRAL		0-1-0		0-0-0		0-0-0														
6-3-2		2-2-0		2-0-2		NON-CONFERENCE		0-0-0		0-1-0		2-0-0														
2-0-1		1-0-0		0-0-1		HOME		0-0-0		0-0-0		1-0-0														
3-3-1		1-2-0		1-1-		AWAY		0-0-0		0-1-0		1-0-0														
1-0-0		0-0-0		1-0-0		NEUTRAL		0-0-0		0-0-0		0-0-0														
8-4-0		0-0-0		2-0-0		CONFERENCE		2-2-0		1-1-0		3-1-0														
4-2-0		0-0-0		1-0-0		HOME		1-0-0		0-1-0		2-1-0														
4-1-0		0-0-0		1-0-0		AWAY		1-1-0		1-0-0		1-0-0														
0-1-0		0-0-0		0-0-0		NEUTRAL		0-1-0		0-0-0		0-0-0														
RPI	S	Opponent		Score		RPI	S	Opponent		Score		RPI	S	Opponent		Score										
5	A	Portland		2	3	29	A	Virginia Tech		4	3	55	A	Old Dominion		1	2	103	H	VCU	1	2				
11	H	Penn St.		1	0	31	A	West Virginia		1	1	66	A	UNC Wilmington		2	0	139	A	Richmond	1	2				
20	A	Colorado		0	4	38	N	Georgia		1	0	72	H	Northeastern		2	1	143	A	Georgia St.	4	2				
24	A	Wake Forest		1	0	39	A	William & Mary		1	0	72	N	Northeastern		1	2	184	H	Delaware	3	0				
						42	H	Washington St.		2	2											190	H	Syracuse	4	1
						48	H	Hofstra		2	1											207	A	Wyoming	2	1
																						216	H	George Mason	1	2
																						241	H	Drexel	5	0
																						246	A	Towson	2	0
LAST 10 GAMES																										
5	A	Portland		2	3	48	H	Hofstra		2	1															
24	A	Wake Forest		1	0	72	H	Northeastern		2	1															
38	N	Georgia		1	0	39	A	William & Mary		1	0															
72	N	Northeastern		1	2	55	A	Old Dominion		1	2															
103	H	VCU		1	2	241	H	Drexel		5	0															

Non-Div. I Games:

James Madison

Average RPI Win:		104	WON-LOST RECORD		WINNING PCT. RANK		LAST 10 GAMES		STRENGTH OF SCHEDULE		OPP. STRENGTH OF SCHEDULE		TEAM RPI		ADJ RPI		CONF. RPI		ADJ CONF. RPI			
DIV. I ONLY			11-11-1		.5 147		7-3-0		8		19		39		.5891 38		6		5			
DIV. I NON-CONF.			2-7-0		.22222 272		0-1-0		1		3		58		.57107 60		5		5			
TOTALS		RPI 1-25		RPI 26-50		W-L RECORDS		RPI 51-100		RPI 101-150		RPI 150+										
11-11-1		1-7-0		0-3-0		OVERALL		3-1-1		6-0-0		1-0-0										
4-5-0		0-3-0		0-2-0		HOME		0-0-0		4-0-0		0-0-0										
5-3-1		0-3-0		0-0-0		AWAY		2-0-1		2-0-0		1-0-0										
2-3-0		1-1-0		0-1-0		NEUTRAL		1-1-0		0-0-0		0-0-0										
2-7-0		0-6-0		0-1-0		NON-CONFERENCE		1-0-0		1-0-0		0-0-0										
1-3-0		0-3-0		0-0-0		HOME		0-0-0		1-0-0		0-0-0										
1-2-0		0-2-0		0-0-		AWAY		1-0-0		0-0-0		0-0-0										
0-2-0		0-1-0		0-1-0		NEUTRAL		0-0-0		0-0-0		0-0-0										
9-4-1		1-1-0		0-2-0		CONFERENCE		2-1-1		5-0-0		1-0-0										
3-2-0		0-0-0		0-2-0		HOME		0-0-0		3-0-0		0-0-0										
4-1-1		0-1-0		0-0-0		AWAY		1-0-1		2-0-0		1-0-0										
2-1-0		1-0-0		0-0-0		NEUTRAL		1-1-0		0-0-0		0-0-0										
RPI	S	Opponent		Score		RPI	S	Opponent		Score		RPI	S	Opponent		Score						
1	N	North Carolina		0	4	37	N	James Madison		0	1	52	A	South Carolina		1	1	104	H	Vanderbilt	2	0
3	H	Stanford		0	2	44	H	LSU		1	2	52	N	South Carolina		2	1	109	A	Alabama	2	0
8	A	Florida		1	2	47	H	Auburn		0	1	58	A	Utah		2	1	117	H	Mercer	2	0
8	N	Florida		1	0							73	A	Tennessee		2	0	122	A	Mississippi	1	0
9	A	Duke		0	3							73	N	Tennessee		0	1	131	H	Kentucky	3	1
12	H	Virginia		0	1													136	H	Arkansas	2	1
14	H	Southern California		2	3													239	A	Mississippi St.	1	0
15	A	BYU		1	4																	
LAST 10 GAMES																						
						37	N	James Madison		0	1	109	A	Alabama		2	0					
						73	N	Tennessee		0	1	47	H	Auburn		0	1					
						8	N	Florida		1	0	122	A	Mississippi		1	0					
						52	N	South Carolina		2	1	239	A	Mississippi St.		1	0					
						73	A	Tennessee		2	0	131	H	Kentucky		3	1					

Non-Div. I Games:

Georgia

Average RPI Win:	129	WON-LOST RECORD	WINNING PCT. RANK	LAST 10 GAMES	STRENGTH OF SCHEDULE	OPP. STRENGTH OF SCHEDULE	TEAM RPI	ADJ RPI	CONF. RPI	ADJ CONF. RPI				
Average RPI Loss:	46													
DIV. I ONLY	15-7-1	.67391	53	7-3-0	60	60	40	.58829	39	12	11			
DIV. I NON-CONF.	6-4-1	.59091	114	1-1-0	47	21	49	.58501	48	11	11			
<hr/>														
TOTALS	RPI 1-25	RPI 26-50		W-L RECORDS	RPI 51-100		RPI 101-150		RPI 150+					
15-7-1	1-3-0	1-2-1		OVERALL	4-1-0		3-1-0		6-0-0					
8-4-0	1-1-0	1-2-0		HOME	3-1-0		2-0-0		1-0-0					
4-3-0	0-2-0	0-0-0		AWAY	0-0-0		0-1-0		4-0-0					
3-0-1	0-0-0	0-0-1		NEUTRAL	1-0-0		1-0-0		1-0-0					
<hr/>														
6-4-1	1-3-0	0-0-1		NON-CONFERENCE	1-1-0		2-0-0		2-0-0					
3-2-0	1-1-0	0-0-0		HOME	0-1-0		1-0-0		1-0-0					
0-2-0	0-2-0	0-0-		AWAY	0-0-0		0-0-0		0-0-0					
3-0-1	0-0-0	0-0-1		NEUTRAL	1-0-0		1-0-0		1-0-0					
<hr/>														
9-3-0	0-0-0	1-2-0		CONFERENCE	3-0-0		1-1-0		4-0-0					
5-2-0	0-0-0	1-2-0		HOME	3-0-0		1-0-0		0-0-0					
4-1-0	0-0-0	0-0-0		AWAY	0-0-0		0-1-0		4-0-0					
0-0-0	0-0-0	0-0-0		NEUTRAL	0-0-0		0-0-0		0-0-0					
<hr/>														
RPI	S	Opponent	Score		RPI	S	Opponent	Score		RPI	S	Opponent	Score	
9	A	Duke	0	1	37	H	James Madison	0	1	52	N	South Carolina	3	2
11	H	Penn St.	1	3	42	N	Washington St.	0	0	55	H	Old Dominion	3	2
12	A	Virginia	1	2	48	H	Hofstra	2	3	60	H	Columbia	0	1
15	H	BYU	4	1	48	H	Hofstra	1	0	66	H	UNC Wilmington	3	2
										72	H	Northeastern	3	2
<hr/>														
LAST 10 GAMES														
9	A	Duke	0	1	216	A	George Mason	1	0					
52	N	South Carolina	3	2	37	H	James Madison	0	1					
48	H	Hofstra	2	3	103	H	VCU	2	1					
55	H	Old Dominion	3	2	48	H	Hofstra	1	0					
246	A	Towson	4	1	72	H	Northeastern	3	2					

Non-Div. I Games:

William & Mary

Average RPI Win:		146	WON-LOST RECORD		WINNING PCT. RANK		LAST 10 GAMES		STRENGTH OF SCHEDULE		OPP. STRENGTH OF SCHEDULE		TEAM RPI		ADJ RPI		CONF. RPI		ADJ CONF. RPI					
DIV. I ONLY			14-4-4		.72727		33		6-1-3		94		92		42		.58704		40		11		12	
DIV. I NON-CONF.			5-3-0		.625		96		0-0-0		90		77		81		.55727		80		12		12	
TOTALS		RPI 1-25		RPI 26-50				W-L RECORDS				RPI 51-100				RPI 101-150				RPI 150+				
14-4-4		0-0-0		1-0-1				OVERALL				4-2-2				1-2-1				8-0-0				
6-1-2		0-0-0		0-0-0				HOME				1-0-2				1-1-0				4-0-0				
5-2-2		0-0-0		0-0-1				AWAY				2-1-0				0-1-1				3-0-0				
3-1-0		0-0-0		1-0-0				NEUTRAL				1-1-0				0-0-0				1-0-0				
5-3-0		0-0-0		1-0-0				NON-CONFERENCE				2-1-0				0-2-0				2-0-0				
2-1-0		0-0-0		0-0-0				HOME				1-0-0				0-1-0				1-0-0				
2-2-0		0-0-0		0-0-				AWAY				1-1-0				0-1-0				1-0-0				
1-0-0		0-0-0		1-0-0				NEUTRAL				0-0-0				0-0-0				0-0-0				
9-1-4		0-0-0		0-0-1				CONFERENCE				2-1-2				1-0-1				6-0-0				
4-0-2		0-0-0		0-0-0				HOME				0-0-2				1-0-0				3-0-0				
3-0-2		0-0-0		0-0-1				AWAY				1-0-0				0-0-1				2-0-0				
2-1-0		0-0-0		0-0-0				NEUTRAL				1-1-0				0-0-0				1-0-0				
RPI	S	Opponent		Score		RPI	S	Opponent		Score		RPI	S	Opponent		Score		RPI	S	Opponent		Score		
30	A	UCF		1	1	51	H	Memphis		3	3	107	A	Penn		1	3	107	A	Penn		1	3	
48	N	Hofstra		2	1	51	N	Memphis		1	4	108	H	UTEP		2	1	108	H	UTEP		2	1	
						52	A	South Carolina		0	1	124	H	Coastal Caro.		1	2	124	H	Coastal Caro.		1	2	
						64	H	Colorado Col.		0	0	149	A	UAB		2	2	149	A	UAB		2	2	
						64	N	Colorado Col.		2	1	159	H	SMU		2	1	159	H	SMU		2	1	
						66	A	UNC Wilmington		2	1	159	N	SMU		1	0	159	N	SMU		1	0	
						80	A	Rice		2	0	167	H	Tulsa		1	0	167	H	Tulsa		1	0	
						81	H	Western Caro.		1	0	186	A	Houston		1	0	186	A	Houston		1	0	
												191	H	Marshall		3	2	191	H	Marshall		3	2	
												195	A	Francis Marion		2	0	195	A	Francis Marion		2	0	
												254	A	Southern Miss.		2	0	254	A	Southern Miss.		2	0	
												280	H	Gardner-Webb		2	0	280	H	Gardner-Webb		2	0	
LAST 10 GAMES																								
						51	N	Memphis		1	4	149	A	UAB		2	2	149	A	UAB		2	2	
						64	N	Colorado Col.		2	1	108	H	UTEP		2	1	108	H	UTEP		2	1	
						159	N	SMU		1	0	64	H	Colorado Col.		0	0	64	H	Colorado Col.		0	0	
						191	H	Marshall		3	2	159	H	SMU		2	1	159	H	SMU		2	1	
						51	H	Memphis		3	3	167	H	Tulsa		1	0	167	H	Tulsa		1	0	

Non-Div. I Games:

East Carolina

Average RPI Win:	106	WON-LOST RECORD	WINNING PCT. RANK	LAST 10 GAMES	STRENGTH OF SCHEDULE	OPP. STRENGTH OF SCHEDULE	TEAM RPI	ADJ RPI	CONF. RPI	ADJ CONF. RPI				
Average RPI Loss:	31													
DIV. I ONLY	11-8-3	.56818	114	4-5-1	27	38	43	.58525	41	7	6			
DIV. I NON-CONF.	4-4-1	.5	148	0-1-0	21	35	52	.58359	49	6	6			
<hr/>														
TOTALS	RPI 1-25	RPI 26-50		W-L RECORDS		RPI 51-100		RPI 101-150		RPI 150+				
11-8-3	2-3-0	0-3-0		OVERALL		3-2-1		3-0-1		3-0-1				
7-3-2	2-0-0	0-2-0		HOME		2-1-1		3-0-1		0-0-0				
4-4-1	0-3-0	0-1-0		AWAY		1-0-0		0-0-0		3-0-1				
0-1-0	0-0-0	0-0-0		NEUTRAL		0-1-0		0-0-0		0-0-0				
<hr/>														
4-4-1	1-1-0	0-2-0		NON-CONFERENCE		1-1-0		2-0-1		0-0-0				
4-1-1	1-0-0	0-1-0		HOME		1-0-0		2-0-1		0-0-0				
0-2-0	0-1-0	0-0-		AWAY		0-0-0		0-0-0		0-0-0				
0-1-0	0-0-0	0-0-0		NEUTRAL		0-1-0		0-0-0		0-0-0				
<hr/>														
7-4-2	1-2-0	0-1-0		CONFERENCE		2-1-1		1-0-0		3-0-1				
3-2-1	1-0-0	0-1-0		HOME		1-1-1		1-0-0		0-0-0				
4-2-1	0-2-0	0-0-0		AWAY		1-0-0		0-0-0		3-0-1				
0-0-0	0-0-0	0-0-0		NEUTRAL		0-0-0		0-0-0		0-0-0				
<hr/>														
RPI	S	Opponent	Score		RPI	S	Opponent	Score		RPI	S	Opponent	Score	
2	A	Notre Dame	1	3	26	H	Milwaukee	0	1	52	N	South Carolina	0	1
2	A	Notre Dame	0	2	31	H	West Virginia	0	2	56	H	Connecticut	1	0
15	H	BYU	1	0	47	A	Auburn	0	1	67	H	Ohio St.	2	1
17	A	Minnesota	1	2						69	H	Louisville	0	1
25	H	Rutgers	1	0						78	H	Cincinnati	1	1
										83	A	St. John's (N.Y.)	2	1
												</		

Non-Div. I Games:

Marquette

Average RPI Win:		144	WON-LOST		WINNING		LAST 10		STRENGTH OF		OPP. STRENGTH		TEAM		ADJ		CONF.		ADJ CONF.	
Average RPI Loss:		49	RECORD		PCT. RANK		GAMES		SCHEDULE		OF SCHEDULE		RPI		RPI		RPI		RPI	
DIV. I ONLY			10-6-5		.59524		95		4-4-2		43		39		48		.58496		42	
DIV. I NON-CONF.			6-3-3		.625		96		0-1-0		93		89		84		.55555		81	
TOTALS		RPI 1-25		RPI 26-50		W-L RECORDS		RPI 51-100		RPI 101-150		RPI 150+								
10-6-5		0-4-2		1-0-3		OVERALL		4-0-0		1-2-0		4-0-0								
7-1-1		0-1-1		1-0-0		HOME		2-0-0		1-0-0		3-0-0								
3-3-2		0-1-1		0-0-1		AWAY		2-0-0		0-2-0		1-0-0								
0-2-2		0-2-0		0-0-2		NEUTRAL		0-0-0		0-0-0		0-0-0								
6-3-3		0-2-0		0-0-3		NON-CONFERENCE		1-0-0		1-1-0		4-0-0								
4-0-0		0-0-0		0-0-0		HOME		0-0-0		1-0-0		3-0-0								
2-1-1		0-0-0		0-1-		AWAY		1-0-0		0-1-0		1-0-0								
0-2-2		0-2-0		0-0-2		NEUTRAL		0-0-0		0-0-0		0-0-0								
4-3-2		0-2-2		1-0-0		CONFERENCE		3-0-0		0-1-0		0-0-0								
3-1-1		0-1-1		1-0-0		HOME		2-0-0		0-0-0		0-0-0								
1-2-1		0-1-1		0-0-0		AWAY		1-0-0		0-1-0		0-0-0								
0-0-0		0-0-0		0-0-0		NEUTRAL		0-0-0		0-0-0		0-0-0								
RPI	S	Opponent		Score		RPI	S	Opponent		Score		RPI	S	Opponent		Score				
3	H	Stanford		0 3		31	N	West Virginia		1 1		57	A	Oregon		2 1				
4	A	UCLA		1 2		37	A	James Madison		2 2		62	A	UC Santa Barbara		3 2				
14	A	Southern California		0 0		39	N	William & Mary		0 0		65	H	Arizona St.		1 0				
16	H	Washington		0 0		45	H	California		2 1		75	H	Arizona		1 0				
19	N	Texas		0 1																
22	N	Illinois		1 2																

Non-Div. I Games:

Washington St.

Average RPI Win:	175	WON-LOST RECORD	WINNING PCT. RANK	LAST 10 GAMES	STRENGTH OF SCHEDULE	OPP. STRENGTH OF SCHEDULE	TEAM RPI	ADJ RPI	CONF. RPI	ADJ CONF. RPI		
Average RPI Loss:	24											
DIV. I ONLY		16-4-3	.76087	22	8-0-2	104	105	37	.58407	43	16	16
DIV. I NON-CONF.		5-4-0	.55556	132	0-0-0	77	16	78	.55485	82	15	15
<hr/>												
TOTALS	RPI 1-25	RPI 26-50		W-L RECORDS		RPI 51-100		RPI 101-150		RPI 150+		
16-4-3	0-3-0	0-0-0		OVERALL		4-1-2		3-0-1		9-0-0		
8-1-0	0-0-0	0-0-0		HOME		2-1-0		2-0-0		4-0-0		
5-3-1	0-3-0	0-0-0		AWAY		1-0-0		0-0-1		4-0-0		
3-0-2	0-0-0	0-0-0		NEUTRAL		1-0-2		1-0-0		1-0-0		
<hr/>												
5-4-0	0-3-0	0-0-0		NON-CONFERENCE		1-1-0		2-0-0		2-0-0		
2-1-0	0-0-0	0-0-0		HOME		0-1-0		1-0-0		1-0-0		
0-3-0	0-3-0	0-0-		AWAY		0-0-0		0-0-0		0-0-0		
3-0-0	0-0-0	0-0-0		NEUTRAL		1-0-0		1-0-0		1-0-0		
<hr/>												
11-0-3	0-0-0	0-0-0		CONFERENCE		3-0-2		1-0-1		7-0-0		
6-0-0	0-0-0	0-0-0		HOME		2-0-0		1-0-0		3-0-0		
5-0-1	0-0-0	0-0-0		AWAY		1-0-0		0-0-1		4-0-0		
0-0-2	0-0-0	0-0-0		NEUTRAL		0-0-2		0-0-0		0-0-0		
<hr/>												
RPI S	Opponent	Score		RPI S	Opponent	Score		RPI S	Opponent	Score		
3 A	Stanford	0	2					58 H	Utah	1	2	
9 A	Duke	0	1					81 H	Western Caro.	2	0	
24 A	Wake Forest	0	3					81 N	Western Caro.	0	0	
								84 H	Davidson	1	0	
								88 A	Furman	3	2	
								88 N	Furman	0	0	
								96 N	Santa Clara	1	0	
						</						

Non-Div. I Games:

UNC Greensboro

Average RPI Win:	132	WON-LOST RECORD	WINNING PCT. RANK	LAST 10 GAMES	STRENGTH OF SCHEDULE	OPP. STRENGTH OF SCHEDULE	TEAM RPI	ADJ RPI	CONF. RPI	ADJ CONF. RPI		
DIV. I ONLY		14-4-2	.75	23	6-2-2	135	55	47	.58349	44	6	5
DIV. I NON-CONF.		6-1-0	.85714	15	0-1-0	137	73	33	.59885	33	5	5
<hr/>												
TOTALS	RPI 1-25	RPI 26-50		W-L RECORDS		RPI 51-100		RPI 101-150		RPI 150+		
14-4-2	1-2-0	2-0-0		OVERALL		1-1-2		6-1-0		4-0-0		
8-1-0	1-1-0	1-0-0		HOME		0-0-0		4-0-0		2-0-0		
4-2-1	0-0-0	1-0-0		AWAY		1-1-1		0-1-0		2-0-0		
2-1-1	0-1-0	0-0-0		NEUTRAL		0-0-1		2-0-0		0-0-0		
6-1-0	1-1-0	0-0-0		NON-CONFERENCE		1-0-0		1-0-0		3-0-0		
3-0-0	1-0-0	0-0-0		HOME		0-0-0		0-0-0		2-0-0		
2-0-0	0-0-0	0-0-		AWAY		1-0-0		0-0-0		1-0-0		
1-1-0	0-1-0	0-0-0		NEUTRAL		0-0-0		1-0-0		0-0-0		
8-3-2	0-1-0	2-0-0		CONFERENCE		0-1-2		5-1-0		1-0-0		
5-1-0	0-1-0	1-0-0		HOME		0-0-0		4-0-0		0-0-0		
2-2-1	0-0-0	1-0-0		AWAY		0-1-1		0-1-0		1-0-0		
1-0-1	0-0-0	0-0-0		NEUTRAL		0-0-1		1-0-0		0-0-0		
RPI	S	Opponent	Score	RPI	S	Opponent	Score	RPI	S	Opponent	Score	
8	H	Florida	1 2	38	A	Georgia	2 1	52	A	South Carolina	0 0	
15	H	BYU	4 1	47	H	Auburn	2 1	63	A	Northwestern	2 0	
16	N	Washington	2 3					73	A	Tennessee	1 2	
								73	N	Tennessee	1 1	
	</											

Non-Div. I Games:

LSU

Average RPI Win:		116	WON-LOST RECORD		WINNING PCT. RANK		LAST 10 GAMES		STRENGTH OF SCHEDULE		OPP. STRENGTH OF SCHEDULE		TEAM RPI		ADJ RPI		CONF. RPI		ADJ CONF. RPI	
DIV. I ONLY			10-9-1		.525 137		3-6-1		17		28		44		.58262 45		2		2	
DIV. I NON-CONF.			7-4-0		.63636 90		0-1-0		43		70		42		.59181 41		2		2	
TOTALS		RPI 1-25		RPI 26-50		W-L RECORDS		RPI 51-100		RPI 101-150		RPI 150+								
10-9-1		2-7-0		0-1-0		OVERALL		3-0-1		3-0-0		2-1-0								
7-2-1		2-1-0		0-0-0		HOME		3-0-1		2-0-0		0-1-0								
1-7-0		0-6-0		0-1-0		AWAY		0-0-0		0-0-0		1-0-0								
2-0-0		0-0-0		0-0-0		NEUTRAL		0-0-0		1-0-0		1-0-0								
7-4-0		2-3-0		0-0-0		NON-CONFERENCE		1-0-0		2-0-0		2-1-0								
4-1-0		2-0-0		0-0-0		HOME		1-0-0		1-0-0		0-1-0								
1-3-0		0-3-0		0-0-		AWAY		0-0-0		0-0-0		1-0-0								
2-0-0		0-0-0		0-0-0		NEUTRAL		0-0-0		1-0-0		1-0-0								
3-5-1		0-4-0		0-1-0		CONFERENCE		2-0-1		1-0-0		0-0-0								
3-1-1		0-1-0		0-0-0		HOME		2-0-1		1-0-0		0-0-0								
0-4-0		0-3-0		0-1-0		AWAY		0-0-0		0-0-0		0-0-0								
0-0-0		0-0-0		0-0-0		NEUTRAL		0-0-0		0-0-0		0-0-0								
RPI	S	Opponent		Score		RPI	S	Opponent		Score		RPI	S	Opponent		Score				
3	H	Stanford		0 3		42	A	Washington St.		1 2		57	H	Oregon		5 1				
4	A	UCLA		0 3								65	H	Arizona St.		2 2				
8	A	Florida		1 2								75	H	Arizona		2 0				
10	A	Texas A&M		0 1								96	H	Santa Clara		1 0				
14	A	Southern California		0 2																
15	H	BYU		2 1																
16	A	Washington		2 3																
18	H	Missouri		3 0																
19	A	Texas		1 2																
LAST 10 GAMES																				
8	A	Florida		1 2		65	H	Arizona St.		2 2										
3	H	Stanford		0 3		16	A	Washington		2 3										
4	A	UCLA		0 3		42	A	Washington St.		1 2										
14	A	Southern California		0 2		57	H	Oregon		5 1										
75	H	Arizona		2 0		135	H	Oregon St.		1 0										

Non-Div. I Games:

California

Average RPI Win:		138	WON-LOST RECORD		WINNING PCT. RANK		LAST 10 GAMES		STRENGTH OF SCHEDULE		OPP. STRENGTH OF SCHEDULE		TEAM RPI		ADJ RPI		CONF. RPI		ADJ CONF. RPI	
DIV. I ONLY			15-6-1		.70455	40	7-3-0		71		89		38		.58144	46	13		13	
DIV. I NON-CONF.			6-3-0		.66667	72	0-0-0		100		25		62		.56991	62	13		13	
TOTALS		RPI 1-25		RPI 26-50		W-L RECORDS		RPI 51-100		RPI 101-150		RPI 150+								
15-6-1		0-5-0		0-0-0		OVERALL		4-0-0		6-0-1		5-1-0								
7-2-0		0-2-0		0-0-0		HOME		2-0-0		3-0-0		2-0-0								
6-3-1		0-2-0		0-0-0		AWAY		1-0-0		2-0-1		3-1-0								
2-1-0		0-1-0		0-0-0		NEUTRAL		1-0-0		1-0-0		0-0-0								
6-3-0		0-3-0		0-0-0		NON-CONFERENCE		1-0-0		4-0-0		1-0-0								
2-2-0		0-2-0		0-0-0		HOME		1-0-0		1-0-0		0-0-0								
3-1-0		0-1-0		0-0-		AWAY		0-0-0		2-0-0		1-0-0								
1-0-0		0-0-0		0-0-0		NEUTRAL		0-0-0		1-0-0		0-0-0								
9-3-1		0-2-0		0-0-0		CONFERENCE		3-0-0		2-0-1		4-1-0								
5-0-0		0-0-0		0-0-0		HOME		1-0-0		2-0-0		2-0-0								
3-2-1		0-1-0		0-0-0		AWAY		1-0-0		0-0-1		2-1-0								
1-1-0		0-1-0		0-0-0		NEUTRAL		1-0-0		0-0-0		0-0-0								
RPI	S	Opponent		Score		RPI	S	Opponent		Score		RPI	S	Opponent		Score				
9	H	Duke		1	3					76	A	St. Louis	1	0	106	H	Indiana	4	1	
21	A	Charlotte		1	2					78	H	Cincinnati	1	0	130	A	Michigan	3	2	
21	N	Charlotte		0	1					91	H	Fordham	3	2	139	H	Richmond	1	0	
22	A	Illinois		0	1					91	N	Fordham	2	1	140	A	Wright St.	2	1	
25	H	Rutgers		0	1										141	H	St. Bonaventure	4	0	
															145	A	St. Joseph's	1	1	
															147	N	Pittsburgh	3	2	
															151	H	La Salle	2	0	
															166	H	Duquesne	4	1	
															178	A	Ball St.	2	0	
															185	A	Rhode Island	2	1	
															226	A	Massachusetts	0	1	
															245	A	Xavier	3	0	
LAST 10 GAMES																				
				21	N	Charlotte	0	1	21	A	Charlotte	1	2							
				91	N	Fordham	2	1	166	H	Duquesne	4	1							
				151	H	La Salle	2	0	141	H	St. Bonaventure	4	0							
				91	H	Fordham	3	2	226	A	Massachusetts	0	1							
				76	A	St. Louis	1	0	185	A	Rhode Island	2	1							

Non-Div. I Games:

Dayton

Average RPI Win: 120		WON-LOST RECORD		WINNING PCT. RANK		LAST 10 GAMES		STRENGTH OF SCHEDULE		OPP. STRENGTH OF SCHEDULE		TEAM RPI		ADJ RPI		CONF. RPI		ADJ CONF. RPI				
DIV. I ONLY		12-9-2		.56522 116		6-4-0		33		33		50		.58014 47		6		5				
DIV. I NON-CONF.		5-5-1		.5 148		1-1-0		16		19		36		.5947 37		5		5				
TOTALS		RPI 1-25		RPI 26-50		W-L RECORDS		RPI 51-100		RPI 101-150		RPI 150+										
12-9-2		0-5-1		2-2-0		OVERALL		3-1-0		5-1-1		2-0-0										
9-3-0		0-2-0		1-0-0		HOME		3-0-0		3-1-0		2-0-0										
3-4-1		0-2-0		1-2-0		AWAY		0-0-0		2-0-1		0-0-0										
0-2-1		0-1-1		0-0-0		NEUTRAL		0-1-0		0-0-0		0-0-0										
5-5-1		0-4-1		1-1-0		NON-CONFERENCE		1-0-0		2-0-0		1-0-0										
5-1-0		0-1-0		1-0-0		HOME		1-0-0		2-0-0		1-0-0										
0-3-0		0-2-0		0-0-		AWAY		0-0-0		0-0-0		0-0-0										
0-1-1		0-1-1		0-0-0		NEUTRAL		0-0-0		0-0-0		0-0-0										
7-4-1		0-1-0		1-1-0		CONFERENCE		2-1-0		3-1-1		1-0-0										
4-2-0		0-1-0		0-0-0		HOME		2-0-0		1-1-0		1-0-0										
3-1-1		0-0-0		1-1-0		AWAY		0-0-0		2-0-1		0-0-0										
0-1-0		0-0-0		0-0-0		NEUTRAL		0-1-0		0-0-0		0-0-0										
RPI	S	Opponent		Score		RPI	S	Opponent		Score		RPI	S	Opponent		Score						
3	N	Stanford		0	3	27	A	Kansas		1	2	52	H	South Carolina		2	0	104	A	Vanderbilt	3	2
6	A	Florida St.		0	1	38	A	Georgia		1	0	73	H	Tennessee		2	1	109	H	Alabama	4	0
6	H	Florida St.		0	3	41	H	Marquette		1	0	73	N	Tennessee		1	2	110	H	Samford	3	0
8	H	Florida		0	1	44	A	LSU		1	2	90	H	Belmont		2	0	122	H	Mississippi	1	3
12	N	Virginia		1	1													131	A	Kentucky	0	0
18	A	Missouri		0	1													136	A	Arkansas	2	1
																		149	H	UAB	1	0
																		239	H	Mississippi St.	6	0
																		296	H	Grambling	9	0

Average RPI Win: 133		WON-LOST RECORD	WINNING PCT. RANK	LAST 10 GAMES	STRENGTH OF SCHEDULE	OPP. STRENGTH OF SCHEDULE	TEAM RPI	ADJ RPI	CONF. RPI	ADJ CONF. RPI	
Average RPI Loss: 52											
DIV. I ONLY		11-8-3	.56818 114	4-4-2	29	82	54	.57937 48	12	11	
DIV. I NON-CONF.		3-4-1	.4375 196	0-0-0	18	41	61	.57281 58	11	11	
<hr/>											
TOTALS		RPI 1-25	RPI 26-50		W-L RECORDS		RPI 51-100		RPI 101-150		RPI 150+
11-8-3		0-1-0	2-3-0		OVERALL		2-4-2		3-0-1		4-0-0
7-1-1		0-0-0	1-0-0		HOME		1-1-0		2-0-1		3-0-0
4-3-2		0-1-0	1-2-0		AWAY		1-0-2		1-0-0		1-0-0
0-4-0		0-0-0	0-1-0		NEUTRAL		0-3-0		0-0-0		0-0-0
3-4-1		0-1-0	1-1-0		NON-CONFERENCE		1-2-0		1-0-1		0-0-0
2-0-1		0-0-0	1-0-0		HOME		0-0-0		1-0-1		0-0-0
1-1-0		0-1-0	0-0-		AWAY		1-0-0		0-0-0		0-0-0
0-3-0		0-0-0	0-1-0		NEUTRAL		0-2-0		0-0-0		0-0-0
8-4-2		0-0-0	1-2-0		CONFERENCE		1-2-2		2-0-0		4-0-0
5-1-0		0-0-0	0-0-0		HOME		1-1-0		1-0-0		3-0-0
3-2-2		0-0-0	1-2-0		AWAY		0-0-2		1-0-0		1-0-0
0-1-0		0-0-0	0-0-0		NEUTRAL		0-1-0		0-0-0		0-0-0
RPI S	Opponent	Score		RPI S	Opponent	Score		RPI S	Opponent	Score	
11 A	Penn St.	1	4	33 H	Princeton	1	0	55 A	Old Dominion	0	0
				37 A	James Madison	1	2	55 A	Old Dominion	2	2
				39 A	William & Mary	3	2	56 N	Connecticut	0	1
				39 A	William & Mary	0	1	60 A	Columbia	1	0
				40 N	East Carolina	1	2	66 H	UNC Wilmington	2	0
								72 H	Northeastern	1	2
								72 N	Northeastern	0	1
								92 N	Villanova	2	3

Non-Div. I Games:

Hofstra

Average RPI Win: 185		WON-LOST RECORD		WINNING PCT. RANK		LAST 10 GAMES		STRENGTH OF SCHEDULE		OPP. STRENGTH OF SCHEDULE		TEAM RPI		ADJ RPI		CONF. RPI		ADJ CONF. RPI	
DIV. I ONLY		15-6-1		.70455 40		9-1-0		75		124		45		.57913 49		27		27	
DIV. I NON-CONF.		5-6-1		.45833 184		0-1-0		24		20		60		.57255 59		24		23	
TOTALS		RPI 1-25		RPI 26-50		W-L RECORDS		RPI 51-100		RPI 101-150		RPI 150+							
15-6-1		0-3-0		0-2-0		OVERALL		4-1-1		2-0-0		9-0-0							
9-1-0		0-1-0		0-0-0		HOME		3-0-0		2-0-0		4-0-0							
6-3-1		0-1-0		0-1-0		AWAY		1-1-1		0-0-0		5-0-0							
0-2-0		0-1-0		0-1-0		NEUTRAL		0-0-0		0-0-0		0-0-0							
5-6-1		0-3-0		0-2-0		NON-CONFERENCE		4-1-1		0-0-0		1-0-0							
3-1-0		0-1-0		0-0-0		HOME		3-0-0		0-0-0		0-0-0							
2-3-1		0-1-0		0-0-		AWAY		1-1-1		0-0-0		1-0-0							
0-2-0		0-1-0		0-1-0		NEUTRAL		0-0-0		0-0-0		0-0-0							
10-0-0		0-0-0		0-0-0		CONFERENCE		0-0-0		2-0-0		8-0-0							
6-0-0		0-0-0		0-0-0		HOME		0-0-0		2-0-0		4-0-0							
4-0-0		0-0-0		0-0-0		AWAY		0-0-0		0-0-0		4-0-0							
0-0-0		0-0-0		0-0-0		NEUTRAL		0-0-0		0-0-0		0-0-0							
RPI S	Opponent		Score		RPI S	Opponent		Score		RPI S	Opponent		Score		RPI S	Opponent		Score	
7 H	Boston College		0	1	26 N	Milwaukee		0	2	52 A	South Carolina		0	1	134 H	Stony Brook		2	0
14 N	Southern California		0	2	33 A	Princeton		1	2	56 A	Connecticut		1	0	134 H	Stony Brook		2	1
17 A	Minnesota		0	1						72 H	Northeastern		1	0	185 A	Rhode Island		1	0
										74 H	Brown		1	0	196 A	Hartford		1	0
										95 H	Wisconsin		1	0	231 H	Maine		1	0
										98 A	Dartmouth		1	1	231 H	Maine		1	0
															241 H	New Hampshire		1	0
															258 A	Binghamton-SUNY		4	2
															277 A	Vermont		4	0
															293 A	UMBC		2	1
															303 H	Albany (N.Y.)		2	0
LAST 10 GAMES																			
14 N	Southern California		0	2	134 H	Stony Brook		2	0	241 H	New Hampshire		1	0	231 H	Maine		1	0
134 H	Stony Brook		2	1	258 A	Binghamton-SUNY		4	2	277 A	Vermont		4	0					
231 H	Maine		1	0															
196 A	Hartford		1	0															
293 A	UMBC		2	1															

Non-Div. I Games:

Boston U.

Average RPI Win: 157		WON-LOST RECORD		WINNING PCT. RANK		LAST 10 GAMES		STRENGTH OF SCHEDULE		OPP. STRENGTH OF SCHEDULE		TEAM RPI		ADJ RPI		CONF. RPI		ADJ CONF. RPI	
DIV. I ONLY		10-6-3		.60526 90		6-3-1		41		62		46		.57795 50		5		7	
DIV. I NON-CONF.		5-4-3		.54167 145		1-1-1		37		52		57		.57448 57		7		7	
TOTALS		RPI 1-25		RPI 26-50		W-L RECORDS		RPI 51-100		RPI 101-150		RPI 150+							
10-6-3		0-5-0		1-1-0		OVERALL		1-0-2		3-0-1		5-0-0							
6-1-2		0-1-0		1-0-0		HOME		1-0-2		3-0-0		1-0-0							
3-4-1		0-4-0		0-0-0		AWAY		0-0-0		0-0-1		3-0-0							
1-1-0		0-0-0		0-1-0		NEUTRAL		0-0-0		0-0-0		1-0-0							
5-4-3		0-3-0		1-1-0		NON-CONFERENCE		0-0-2		2-0-1		2-0-0							
3-0-2		0-0-0		1-0-0		HOME		0-0-2		2-0-0		0-0-0							
1-3-1		0-3-0		0-0-		AWAY		0-0-0		0-0-1		1-0-0							
1-1-0		0-0-0		0-1-0		NEUTRAL		0-0-0		0-0-0		1-0-0							
5-2-0		0-2-0		0-0-0		CONFERENCE		1-0-0		1-0-0		3-0-0							
3-1-0		0-1-0		0-0-0		HOME		1-0-0		1-0-0		1-0-0							
2-1-0		0-1-0		0-0-0		AWAY		0-0-0		0-0-0		2-0-0							
0-0-0		0-0-0		0-0-0		NEUTRAL		0-0-0		0-0-0		0-0-0							
RPI S	Opponent	Score		RPI S	Opponent	Score		RPI S	Opponent	Score		RPI S	Opponent	Score					
2 A	Notre Dame	0	4	31 N	West Virginia	0	1	58 H	Utah	0	0	112 H	Pepperdine	1	0				
5 A	Portland	0	3	34 H	Harvard	1	0	78 H	UNLV	1	1	121 H	UC Irvine	3	1				
13 A	Oklahoma St.	0	4					96 H	Santa Clara	2	1	127 A	San Diego St.	0	0				
14 A	Southern California	0	3									142 H	Cal St. Northridge	1	0				
23 H	San Diego	0	1									157 H	St. Mary's (Cal.)	2	0				
												177 A	Gonzaga	2	1				
												225 A	San Francisco	2	0				
												251 N	Oral Roberts	4	1				
												256 A	Cal St. Bakersfield	3	0				
LAST 10 GAMES																			
				157 H	St. Mary's (Cal.)	2	0	5	A Portland	0	3								
				225 A	San Francisco	2	0	112 H	Pepperdine	1	0								
				23 H	San Diego	0	1	127 A	San Diego St.	0	0								
				96 H	Santa Clara	2	1	142 H	Cal St. Northridge	1	0								
				177 A	Gonzaga	2	1	14	A Southern California	0	3								

Non-Div. I Games:

Loyola Marymount

Average RPI Win:		151	WON-LOST RECORD		WINNING PCT. RANK		LAST 10 GAMES		STRENGTH OF SCHEDULE		OPP. STRENGTH OF SCHEDULE		TEAM RPI		ADJ RPI		CONF. RPI		ADJ CONF. RPI				
DIV. I ONLY			15-5-2		.72727 33		8-1-1		129		65		52		.57755 51		11		12				
DIV. I NON-CONF.			4-3-1		.5625 127		0-1-0		217		23		132		.50519 133		12		12				
TOTALS		RPI 1-25		RPI 26-50		W-L RECORDS		RPI 51-100		RPI 101-150		RPI 150+											
15-5-2		0-2-0		2-2-1		OVERALL		1-1-0		4-0-1		8-0-0											
6-3-1		0-1-0		0-2-0		HOME		1-0-0		0-0-1		5-0-0											
6-1-1		0-0-0		0-0-1		AWAY		0-1-0		3-0-0		3-0-0											
3-1-0		0-1-0		2-0-0		NEUTRAL		0-0-0		1-0-0		0-0-0											
4-3-1		0-2-0		0-1-0		NON-CONFERENCE		0-0-0		1-0-1		3-0-0											
2-2-1		0-1-0		0-1-0		HOME		0-0-0		0-0-1		2-0-0											
2-0-0		0-0-0		0-0-		AWAY		0-0-0		1-0-0		1-0-0											
0-1-0		0-1-0		0-0-0		NEUTRAL		0-0-0		0-0-0		0-0-0											
11-2-1		0-0-0		2-1-1		CONFERENCE		1-1-0		3-0-0		5-0-0											
4-1-0		0-0-0		0-1-0		HOME		1-0-0		0-0-0		3-0-0											
4-1-1		0-0-0		0-0-1		AWAY		0-1-0		2-0-0		2-0-0											
3-0-0		0-0-0		2-0-0		NEUTRAL		0-0-0		1-0-0		0-0-0											
RPI	S	Opponent		Score		RPI	S	Opponent		Score		RPI	S	Opponent		Score							
20	H	Colorado		1	2	30	H	UCF		1	2	64	A	Colorado Col.		1	2	108	A	UTEP	2	1	
22	N	Illinois		0	1	30	N	UCF		2	0	80	H	Rice		1	0	109	H	Alabama	1	1	
						35	H	Miami (Fla.)		0	3							122	A	Mississippi	2	1	
						40	A	East Carolina		3	3							149	A	UAB	2	1	
						40	N	East Carolina		4	1							149	N	UAB	2	0	
																		159	A	SMU	3	0	
																		167	A	Tulsa	4	2	
																		173	H	Oklahoma	3	0	
																		186	H	Houston	1	0	
																		191	H	Marshall	4	0	
																		212	H	UALR	2	0	
																		239	A	Mississippi St.	2	1	
																		254	H	Southern Miss.	2	0	
LAST 10 GAMES																							
						22	N	Illinois		0	1	40	A	East Carolina		3	3						
						40	N	East Carolina		4	1	191	H	Marshall		4	0						
						30	N	UCF		2	0	167	A	Tulsa		4	2						
						149	N	UAB		2	0	159	A	SMU		3	0						
						149	A	UAB		2	1	80	H	Rice		1	0						

Non-Div. I Games:

Memphis

Average RPI Win:	113	WON-LOST RECORD	WINNING PCT. RANK	LAST 10 GAMES	STRENGTH OF SCHEDULE	OPP. STRENGTH OF SCHEDULE	TEAM RPI	ADJ RPI	CONF. RPI	ADJ CONF. RPI	
DIV. I ONLY	11-7-4	.59091	98	3-6-1	47	45	55	.57717	52	6	5
DIV. I NON-CONF.	6-2-2	.7	59	0-1-0	22	42	20	.63283	21	5	5
TOTALS	RPI 1-25	RPI 26-50		W-L RECORDS		RPI 51-100		RPI 101-150		RPI 150+	
11-7-4	0-1-1	3-3-2		OVERALL		2-1-1		4-2-0		2-0-0	
8-1-2	0-1-0	2-0-2		HOME		2-0-0		2-0-0		2-0-0	
2-4-1	0-0-0	0-1-0		AWAY		0-1-1		2-2-0		0-0-0	
1-2-1	0-0-1	1-2-0		NEUTRAL		0-0-0		0-0-0		0-0-0	
6-2-2	0-0-1	3-1-0		NON-CONFERENCE		1-1-1		1-0-0		1-0-0	
5-0-0	0-0-0	2-0-0		HOME		1-0-0		1-0-0		1-0-0	
0-1-1	0-0-0	0-0-		AWAY		0-1-1		0-0-0		0-0-0	
1-1-1	0-0-1	1-1-0		NEUTRAL		0-0-0		0-0-0		0-0-0	
5-5-2	0-1-0	0-2-2		CONFERENCE		1-0-0		3-2-0		1-0-0	
3-1-2	0-1-0	0-0-2		HOME		1-0-0		1-0-0		1-0-0	
2-3-0	0-0-0	0-1-0		AWAY		0-0-0		2-2-0		0-0-0	
0-1-0	0-0-0	0-1-0		NEUTRAL		0-0-0		0-0-0		0-0-0	
RPI S	Opponent	Score		RPI S	Opponent	Score		RPI S	Opponent	Score	
6 N	Florida St.	3	3	38 H	Georgia	1	1	66 A	UNC Wilmington	0	0
8 H	Florida	0	1	38 N	Georgia	1	2	73 H	Tennessee	2	1
				39 N	William & Mary	2	3	81 A	Western Caro.	0	1
				40 H	East Carolina	1	0	88 H	Furman	2	1
				41 N	Marquette	1	0				
				44 H	LSU	0	0				
				47 A	Auburn	0	2				
				49 H	Boston U.	1	0				
LAST 10 GAMES											
				39 N	William & Mary	2	3	47 A	Auburn	0	2
				38 N	Georgia	1	2	109 A	Alabama	0	1
				8 H	Florida	0	1	122 H	Mississippi	3	2
				136 A	Arkansas	3	1	239 H	Mississippi St.	2	1
				44 H	LSU	0	0	104 A	Vanderbilt	1	2

Non-Div. I Games:

South Carolina

P
u
r
d
u
e

Purdue

Average RPI Win:		197	WON-LOST	WINNING	LAST 10	STRENGTH OF		OPP. STRENGTH	TEAM	ADJ	CONF.	ADJ CONF.
Average RPI Loss:		65	RECORD	PCT. RANK	GAMES	SCHEDULE		OF SCHEDULE	RPI	RPI	RPI	RPI
DIV. I ONLY		15-2-4		.80952	11	7-2-1		130	217	49	.57416	54
DIV. I NON-CONF.		6-0-1		.92857	2	0-0-0		132	214	28	.60243	31
TOTALS		RPI 1-25		RPI 26-50		W-L RECORDS		RPI 51-100		RPI 101-150		RPI 150+
15-2-4		0-0-0		1-1-0		OVERALL		2-1-0		1-0-0		11-0-4
8-0-0		0-0-0		0-0-0		HOME		0-0-0		1-0-0		7-0-0
4-1-4		0-0-0		1-0-0		AWAY		1-1-0		0-0-0		2-0-4
3-1-0		0-0-0		0-1-0		NEUTRAL		1-0-0		0-0-0		2-0-0
6-0-1		0-0-0		0-0-0		NON-CONFERENCE		1-0-0		1-0-0		4-0-1
4-0-0		0-0-0		0-0-0		HOME		0-0-0		1-0-0		3-0-0
0-0-1		0-0-0		0-0-		AWAY		0-0-0		0-0-0		0-0-1
2-0-0		0-0-0		0-0-0		NEUTRAL		1-0-0		0-0-0		1-0-0
9-2-3		0-0-0		1-1-0		CONFERENCE		1-1-0		0-0-0		7-0-3
4-0-0		0-0-0		0-0-0		HOME		0-0-0		0-0-0		4-0-0
4-1-3		0-0-0		1-0-0		AWAY		1-1-0		0-0-0		2-0-3
1-1-0		0-0-0		0-1-0		NEUTRAL		0-0-0		0-0-0		1-0-0
RPI S	Opponent	Score	RPI S	Opponent	Score	RPI S	Opponent	Score	RPI S	Opponent	Score	
			36 A	Denver	1 0	90 N	Belmont	2 0	122 H	Mississippi	2 1	
			36 N	Denver	0 2	93 A	North Texas	1 0	156 H	Butler	1 0	
						93 A	North Texas	3 4	175 A	Middle Tenn.	2 2	
									179 N	Murray St.	4 0	
									180 A	Fla. Atlantic	0 0	
									212 A	UALR	2 0	
									213 H	Morehead St.	5 1	
									218 A	Eastern Ky.	1 1	
									223 A	FIU	1 1	
									223 N	FIU	1 0	
									247 H	Troy	5 0	
									260 H	La.-Lafayette	2 0	
									265 H	South Ala.	3 0	
									276 H	La.-Monroe	3 0	
									283 A	Arkansas St.	2 0	
									294 H	Eastern Ill.	2 0	
LAST 10 GAMES												
			93 A	North Texas	1 0	36 A	Denver	1 0				
			36 N	Denver	0 2	276 H	La.-Monroe	3 0				
			223 N	FIU	1 0	260 H	La.-Lafayette	2 0				
			175 A	Middle Tenn.	2 2	283 A	Arkansas St.	2 0				
			93 A	North Texas	3 4	212 A	UALR	2 0				

Non-Div. I Games:

Western Ky.

Average RPI Win:	158	WON-LOST	WINNING	LAST 10	STRENGTH OF	OPP. STRENGTH	TEAM	ADJ	CONF.	ADJ CONF.		
Average RPI Loss:	110	RECORD	PCT. RANK	GAMES	SCHEDULE	OF SCHEDULE	RPI	RPI	RPI	RPI		
DIV. I ONLY		14-4-2	.75	23	6-2-2	121	112	51	.57348	55	12	11
DIV. I NON-CONF.		7-1-0	.875	9	0-0-0	117	158	31	.59928	32	11	11
<hr/>												
TOTALS	RPI 1-25	RPI 26-50		W-L RECORDS		RPI 51-100		RPI 101-150		RPI 150+		
14-4-2	0-0-0	1-1-2		OVERALL		2-2-0		3-0-0		8-1-0		
8-0-2	0-0-0	1-0-2		HOME		1-0-0		3-0-0		3-0-0		
6-4-0	0-0-0	0-1-0		AWAY		1-2-0		0-0-0		5-1-0		
0-0-0	0-0-0	0-0-0		NEUTRAL		0-0-0		0-0-0		0-0-0		
<hr/>												
7-1-0	0-0-0	0-0-0		NON-CONFERENCE		1-1-0		1-0-0		5-0-0		
4-0-0	0-0-0	0-0-0		HOME		0-0-0		1-0-0		3-0-0		
3-1-0	0-0-0	0-0-		AWAY		1-1-0		0-0-0		2-0-0		
0-0-0	0-0-0	0-0-0		NEUTRAL		0-0-0		0-0-0		0-0-0		
<hr/>												
7-3-2	0-0-0	1-1-2		CONFERENCE		1-1-0		2-0-0		3-1-0		
4-0-2	0-0-0	1-0-2		HOME		1-0-0		2-0-0		0-0-0		
3-3-0	0-0-0	0-1-0		AWAY		0-1-0		0-0-0		3-1-0		
0-0-0	0-0-0	0-0-0		NEUTRAL		0-0-0		0-0-0		0-0-0		
<hr/>												
RPI S	Opponent	Score	RPI S	Opponent	Score	RPI S	Opponent	Score	RPI S	Opponent	Score	
			37 H	James Madison	2 1	66 A	UNC Wilmington	1 2	103 H	VCU	3 0	
			39 A	William & Mary	2 3	72 H	Northeastern	3 0	132 H	North Carolina St.	1 0	
			48 H	Hofstra	2 2	87 A	Radford	1 2	143 H	Georgia St.	5 0	
			48 H	Hofstra	0 0	94 A	Loyola (Md.)	3 2	176 H	Elon	6 0	
									183 A	George Washington	2 1	
									184 A	Delaware	2 0	
									188 A	High Point	3 0	
									189 H	Akron	4 0	
									216 A	George Mason	2 0	
									241 A	Drexel	2 1	
									246 A	Towson	2 3	
									249 H	Liberty	4 0	
<hr/>												
LAST 10 GAMES												
			48 H	Hofstra	2 2	37 H	James Madison	2 1				
			39 A	William & Mary	2 3	72 H	Northeastern	3 0				
			216 A	George Mason	2 0	48 H	Hofstra	0 0				
			246 A	Towson	2 3	184 A	Delaware	2 0				
			103 H	VCU	3 0	241 A	Drexel	2 1				

Non-Div. I Games:

Old Dominion

Average RPI Win:	133	WON-LOST RECORD	WINNING PCT. RANK	LAST 10 GAMES	STRENGTH OF SCHEDULE	OPP. STRENGTH OF SCHEDULE	TEAM RPI	ADJ RPI	CONF. RPI	ADJ CONF. RPI					
DIV. I ONLY		7-9-6	.45455	178	4-3-3	7	37	58	.57317	56	7	6			
DIV. I NON-CONF.		2-5-1	.3125	241	0-0-0	4	12	64	.56945	63	6	6			
<hr/>															
TOTALS	RPI 1-25	RPI 26-50		W-L RECORDS		RPI 51-100		RPI 101-150		RPI 150+					
7-9-6	0-5-0	1-2-2		OVERALL		2-1-3		1-1-0		3-0-1					
4-5-2	0-3-0	0-1-0		HOME		1-0-1		0-1-0		3-0-1					
2-3-3	0-1-0	0-1-1		AWAY		1-1-2		1-0-0		0-0-0					
1-1-1	0-1-0	1-0-1		NEUTRAL		0-0-0		0-0-0		0-0-0					
2-5-1	0-3-0	1-1-0		NON-CONFERENCE		1-0-1		0-1-0		0-0-0					
1-4-0	0-2-0	0-1-0		HOME		1-0-0		0-1-0		0-0-0					
0-0-1	0-0-0	0-0-		AWAY		0-0-1		0-0-0		0-0-0					
1-1-0	0-1-0	1-0-0		NEUTRAL		0-0-0		0-0-0		0-0-0					
5-4-5	0-2-0	0-1-2		CONFERENCE		1-1-2		1-0-0		3-0-1					
3-1-2	0-1-0	0-0-0		HOME		0-0-1		0-0-0		3-0-1					
2-3-2	0-1-0	0-1-1		AWAY		1-1-1		1-0-0		0-0-0					
0-0-1	0-0-0	0-0-1		NEUTRAL		0-0-0		0-0-0		0-0-0					
RPI	S	Opponent	Score	RPI	S	Opponent	Score	RPI	S	Opponent	Score	RPI	S	Opponent	Score
2	A	Notre Dame	0 1	31	A	West Virginia	0 0	68	A	Fairfield	2 2	102	H	Central Conn. St.	1 2
2	H	Notre Dame	0 2	31	N	West Virginia	1 1	69	A	Louisville	1 1	147	A	Pittsburgh	2 1
4	H	UCLA	0 3	41	A	Marquette	0 1	71	A	Georgetown	2 1	152	H	South Fla.	0 0
6	N	Florida St.	0 3	48	N	Hofstra	1 0	78	A	Cincinnati	1 2	170	H	Providence	1 0
11	H	Penn St.	0 2	49	H	Boston U.	0 1	83	H	St. John's (N.Y.)	1 1	190	H	Syracuse	2 0
								89	H	Yale	2 1	214	H	DePaul	3 0
<hr/>															
LAST 10 GAMES															
2	A	Notre Dame	0 1	2	H	Notre Dame	0 2								
31	N	West Virginia	1 1	214	H	DePaul	3 0								
71	A	Georgetown	2 1	31	A	West Virginia	0 0								
83	H	St. John's (N.Y.)	1 1	147	A	Pittsburgh	2 1								
190	H	Syracuse	2 0	78	A	Cincinnati	1 2								

Non-Div. I Games:

Connecticut

Average RPI Win: 136		WON-LOST	WINNING	LAST 10	STRENGTH OF		OPP. STRENGTH	TEAM	ADJ		CONF.	ADJ CONF.
Average RPI Loss: 22		RECORD	PCT. RANK	GAMES	SCHEDULE		OF SCHEDULE	RPI	RPI		RPI	RPI
DIV. I ONLY		9-9-2	.5	147	25		21	60	.57023		57	2
DIV. I NON-CONF.		7-3-1	.68182	67	54		56	37	.59324		39	2
TOTALS		RPI 1-25	RPI 26-50		W-L RECORDS		RPI 51-100		RPI 101-150		RPI 150+	
9-9-2		0-6-0	0-2-1		OVERALL		3-1-0		2-0-1		4-0-0	
4-5-1		0-3-0	0-1-0		HOME		1-1-0		1-0-1		2-0-0	
4-4-1		0-3-0	0-1-1		AWAY		2-0-0		0-0-0		2-0-0	
1-0-0		0-0-0	0-0-0		NEUTRAL		0-0-0		1-0-0		0-0-0	
7-3-1		0-2-0	0-0-1		NON-CONFERENCE		1-1-0		2-0-0		4-0-0	
4-1-0		0-0-0	0-0-0		HOME		1-1-0		1-0-0		2-0-0	
2-2-1		0-2-0	0-1-		AWAY		0-0-0		0-0-0		2-0-0	
1-0-0		0-0-0	0-0-0		NEUTRAL		0-0-0		1-0-0		0-0-0	
2-6-1		0-4-0	0-2-0		CONFERENCE		2-0-0		0-0-1		0-0-0	
0-4-1		0-3-0	0-1-0		HOME		0-0-0		0-0-1		0-0-0	
2-2-0		0-1-0	0-1-0		AWAY		2-0-0		0-0-0		0-0-0	
0-0-0		0-0-0	0-0-0		NEUTRAL		0-0-0		0-0-0		0-0-0	
RPI S	Opponent	Score	RPI S	Opponent	Score	RPI S	Opponent	Score	RPI S	Opponent	Score	
3 A	Stanford	0 3	28 A	Long Beach St.	3 3	53 H	Purdue	1 3	111 H	Utah St.	1 0	
4 H	UCLA	0 2	42 H	Washington St.	1 2	58 H	Utah	3 2	135 H	Oregon St.	0 0	
5 A	Portland	1 3	45 A	California	1 5	65 A	Arizona St.	1 0	150 N	UC Riverside	3 2	
13 A	Oklahoma St.	1 3				75 A	Arizona	1 0	157 H	St. Mary's (Cal.)	2 0	
14 H	Southern California	0 1							173 A	Oklahoma	2 0	
16 H	Washington	1 2							205 H	Weber St.	1 0	
									228 A	Portland St.	3 0	
LAST 10 GAMES												
4 H	UCLA	0 2	42 H	Washington St.	1 2							
14 H	Southern California	0 1	135 H	Oregon St.	0 0							
75 A	Arizona	1 0	45 A	California	1 5							
65 A	Arizona St.	1 0	3 A	Stanford	0 3							
16 H	Washington	1 2	13 A	Oklahoma St.	1 3							

Non-Div. I Games:

Oregon

Average RPI Win: 111		WON-LOST	WINNING	LAST 10	STRENGTH OF	OPP. STRENGTH	TEAM	ADJ	CONF.	ADJ CONF.				
Average RPI Loss: 48		RECORD	PCT. RANK	GAMES	SCHEDULE	OF SCHEDULE	RPI	RPI	RPI	RPI				
DIV. I ONLY		11-9-2	.54545	126	7-3-0	40	54	63	.57005	58	9	9		
DIV. I NON-CONF.		5-6-2	.46154	180	1-0-0	55	29	97	.54409	92	9	9		

TOTALS		RPI 1-25		RPI 26-50		W-L RECORDS		RPI 51-100		RPI 101-150		RPI 150+		
11-9-2		0-4-0		2-1-1		OVERALL		4-3-0		3-1-0		2-0-1		
6-3-1		0-1-0		1-1-0		HOME		1-1-0		3-0-0		1-0-1		
4-5-1		0-2-0		1-0-1		AWAY		2-2-0		0-1-0		1-0-0		
1-1-0		0-1-0		0-0-0		NEUTRAL		1-0-0		0-0-0		0-0-0		
5-6-2		0-2-0		2-1-1		NON-CONFERENCE		1-2-0		2-1-0		0-0-1		
3-2-1		0-0-0		1-1-0		HOME		0-1-0		2-0-0		0-0-1		
2-4-1		0-2-0		1-1-		AWAY		1-1-0		0-1-0		0-0-0		
0-0-0		0-0-0		0-0-0		NEUTRAL		0-0-0		0-0-0		0-0-0		
6-3-0		0-2-0		0-0-0		CONFERENCE		3-1-0		1-0-0		2-0-0		
3-1-0		0-1-0		0-0-0		HOME		1-0-0		1-0-0		1-0-0		
2-1-0		0-0-0		0-0-0		AWAY		1-1-0		0-0-0		1-0-0		
1-1-0		0-1-0		0-0-0		NEUTRAL		1-0-0		0-0-0		0-0-0		
RPI	S	Opponent		Score	RPI	S	Opponent		Score	RPI	S	Opponent		Score
15	H	BYU		0 5	28	H	Long Beach St.		1 0	57	A	Oregon		2 3
15	N	BYU		0 1	38	H	Georgia		1 2	59	A	TCU		0 2
16	A	Washington		0 3	43	A	UNC Greensboro		2 1	59	N	TCU		2 1
24	A	Wake Forest		1 2	50	A	Loyola Marymount		0 0	70	A	New Mexico		1 0
										75	H	Arizona		0 4
										78	H	UNLV		3 1
										97	A	Cal Poly		1 0
								</						

Non-Div. I Games:

Utah

Average RPI Win:		151	WON-LOST		WINNING		LAST 10		STRENGTH OF		OPP. STRENGTH		TEAM		ADJ		CONF.		ADJ CONF.	
Average RPI Loss:		75	RECORD		PCT. RANK		GAMES		SCHEDULE		OF SCHEDULE		RPI		RPI		RPI		RPI	
DIV. I ONLY			14-4-2		.75		23		6-3-1		146		83		57		.56976		59	
DIV. I NON-CONF.			9-1-1		.86364		14		1-0-0		149		104		40		.59169		42	
TOTALS		RPI 1-25		RPI 26-50		W-L RECORDS		RPI 51-100		RPI 101-150		RPI 150+								
14-4-2		0-2-0		0-0-0		OVERALL		4-1-1		4-0-1		6-1-0								
7-2-2		0-2-0		0-0-0		HOME		3-0-1		0-0-1		4-0-0								
6-1-0		0-0-0		0-0-0		AWAY		1-0-0		3-0-0		2-1-0								
1-1-0		0-0-0		0-0-0		NEUTRAL		0-1-0		1-0-0		0-0-0								
9-1-1		0-1-0		0-0-0		NON-CONFERENCE		2-0-0		2-0-1		5-0-0								
5-1-1		0-1-0		0-0-0		HOME		1-0-0		0-0-1		4-0-0								
4-0-0		0-0-0		0-0-		AWAY		1-0-0		2-0-0		1-0-0								
0-0-0		0-0-0		0-0-0		NEUTRAL		0-0-0		0-0-0		0-0-0								
5-3-1		0-1-0		0-0-0		CONFERENCE		2-1-1		2-0-0		1-1-0								
2-1-1		0-1-0		0-0-0		HOME		2-0-1		0-0-0		0-0-0								
2-1-0		0-0-0		0-0-0		AWAY		0-0-0		1-0-0		1-1-0								
1-1-0		0-0-0		0-0-0		NEUTRAL		0-1-0		1-0-0		0-0-0								
RPI	S	Opponent		Score		RPI	S	Opponent		Score		RPI	S	Opponent		Score				
15	H	BYU		0 1				58 H Utah		2 0		119	A	Texas Tech		3 2				
19	H	Texas		1 2				58 N Utah		1 2		122	H	Mississippi		2 2				
								65 A Arizona St.		1 0		127	A	San Diego St.		2 1				
								70 H New Mexico		3 1		127	N	San Diego St.		2 1				
								78 H UNLV		1 1		128	A	Northern Ariz.		1 0				
								80 H Rice		2 1		162	A	UTSA		2 1				
												181	H	Stephen F. Austin		5 0				
												193	H	East Tenn. St.		7 0				
												207	A	Wyoming		0 1				
												245	H	Xavier		3 0				
												252	A	Air Force		3 1				
												305	H	Ark.-Pine Bluff		6 0				
LAST 10 GAMES																				
						58	N	Utah		1 2		58	H	Utah		2 0				
						127	N	San Diego St.		2 1		15	H	BYU		0 1				
						127	A	San Diego St.		2 1		252	A	Air Force		3 1				
						119	A	Texas Tech		3 2		207	A	Wyoming		0 1				
						78	H	UNLV		1 1		70	H	New Mexico		3 1				

Non-Div. I Games:

TCU

Average RPI Win: 184		WON-LOST RECORD		WINNING PCT. RANK		LAST 10 GAMES		STRENGTH OF SCHEDULE		OPP. STRENGTH OF SCHEDULE		TEAM RPI		ADJ RPI		CONF. RPI		ADJ CONF. RPI						
DIV. I ONLY		16-5-1		.75 23		8-1-1		123		131		53		.56823 61		15		15						
DIV. I NON-CONF.		5-3-0		.625 96		0-1-0		135		50		95		.54263 96		16		16						
TOTALS		RPI 1-25		RPI 26-50		W-L RECORDS		RPI 51-100		RPI 101-150		RPI 150+												
16-5-1		0-2-0		0-0-0		OVERALL		0-1-0		5-0-1		11-2-0												
11-1-0		0-0-0		0-0-0		HOME		0-1-0		3-0-0		8-0-0												
5-4-1		0-2-0		0-0-0		AWAY		0-0-0		2-0-1		3-2-0												
0-0-0		0-0-0		0-0-0		NEUTRAL		0-0-0		0-0-0		0-0-0												
5-3-0		0-2-0		0-0-0		NON-CONFERENCE		0-1-0		1-0-0		4-0-0												
4-1-0		0-0-0		0-0-0		HOME		0-1-0		1-0-0		3-0-0												
1-2-0		0-2-0		0-0-		AWAY		0-0-0		0-0-0		1-0-0												
0-0-0		0-0-0		0-0-0		NEUTRAL		0-0-0		0-0-0		0-0-0												
11-2-1		0-0-0		0-0-0		CONFERENCE		0-0-0		4-0-1		7-2-0												
7-0-0		0-0-0		0-0-0		HOME		0-0-0		2-0-0		5-0-0												
4-2-1		0-0-0		0-0-0		AWAY		0-0-0		2-0-1		2-2-0												
0-0-0		0-0-0		0-0-0		NEUTRAL		0-0-0		0-0-0		0-0-0												
RPI	S	Opponent		Score		RPI	S	Opponent		Score		RPI	S	Opponent		Score								
2	A	Notre Dame		2	5							76	H	St. Louis		1	2	101	A	Eastern Mich.	2	0		
7	A	Boston College		2	5													101	H	Eastern Mich.	1	0		
																		120	A	Central Mich.	1	0		
																		125	A	Bowling Green	1	1		
																		125	H	Bowling Green	1	0		
																		147	H	Pittsburgh	2	1		
																		169	A	Northern Ill.	1	0		
																		171	A	Western Mich.	1	2		
																		178	H	Ball St.	1	0		
																		189	A	Akron	0	1		
																		191	H	Marshall	1	0		
																		194	A	Cleveland St.	3	0		
																		208	A	Ohio	2	0		
																		214	H	DePaul	2	0		
																		222	H	Kent St.	3	2		
																		224	H	Miami (Ohio)	3	1		
																		224	H	Miami (Ohio)	1	0		
																		237	H	Buffalo	2	1		
																		286	H	Tennessee Tech	5	0		
						LAST 10 GAMES																		
						2 A Notre Dame						2	5							222	H	Kent St.	3	2
						101 H Eastern Mich.						1	0							237	H	Buffalo	2	1
						125 H Bowling Green						1	0							120	A	Central Mich.	1	0
						224 H Miami (Ohio)						1	0							101	A	Eastern Mich.	2	0
						125 A Bowling Green						1	1							178	H	Ball St.	1	0

Non-Div. I Games:

Toledo

Average RPI Win:		140	WON-LOST RECORD		WINNING PCT. RANK		LAST 10 GAMES		STRENGTH OF SCHEDULE		OPP. STRENGTH OF SCHEDULE		TEAM RPI	ADJ RPI		CONF. RPI	ADJ CONF. RPI		
DIV. I ONLY			12-7-3		.61364 81		4-3-3		63		71		61	.56775 62		10	10		
DIV. I NON-CONF.			7-5-0		.58333 117		0-1-0		65		49		69	.5663 67		10	10		
TOTALS		RPI 1-25		RPI 26-50		W-L RECORDS		RPI 51-100		RPI 101-150		RPI 150+							
12-7-3		1-2-0		0-2-1		OVERALL		3-1-1		5-0-1		3-2-0							
5-2-1		1-0-0		0-2-0		HOME		1-0-0		2-0-1		1-0-0							
6-5-1		0-2-0		0-0-1		AWAY		2-1-0		3-0-0		1-2-0							
1-0-1		0-0-0		0-0-0		NEUTRAL		0-0-1		0-0-0		1-0-0							
7-5-0		1-2-0		0-1-0		NON-CONFERENCE		2-1-0		1-0-0		3-1-0							
3-1-0		1-0-0		0-1-0		HOME		1-0-0		0-0-0		1-0-0							
3-4-0		0-2-0		0-0-		AWAY		1-1-0		1-0-0		1-1-0							
1-0-0		0-0-0		0-0-0		NEUTRAL		0-0-0		0-0-0		1-0-0							
5-2-3		0-0-0		0-1-1		CONFERENCE		1-0-1		4-0-1		0-1-0							
2-1-1		0-0-0		0-1-0		HOME		0-0-0		2-0-1		0-0-0							
3-1-1		0-0-0		0-0-1		AWAY		1-0-0		2-0-0		0-1-0							
0-0-1		0-0-0		0-0-0		NEUTRAL		0-0-1		0-0-0		0-0-0							
RPI S	Opponent		Score		RPI S	Opponent		Score		RPI S	Opponent		Score		RPI S	Opponent		Score	
3 A	Stanford		0 2		28 A	Long Beach St.		1 1		65 A	Arizona St.		0 1		112 A	Pepperdine		3 2	
4 A	UCLA		1 2		28 H	Long Beach St.		1 2		73 H	Tennessee		2 1		115 H	Pacific		1 1	
23 H	San Diego		1 0		42 H	Washington St.		2 3		75 A	Arizona		1 0		121 H	UC Irvine		4 0	
										97 A	Cal Poly		4 2		142 H	Cal St. Northridge		3 0	
										97 N	Cal Poly		1 1		144 A	UC Davis		2 0	
															150 A	UC Riverside		2 1	
															165 A	Hawaii		1 2	
															172 A	Cal St. Fullerton		0 2	
															233 N	Montana		4 0	
															234 H	Sacramento St.		2 0	
															270 A	Nevada		4 0	
LAST 10 GAMES																			
3 A	Stanford		0 2		144 A	UC Davis		2 0											
28 A	Long Beach St.		1 1		97 A	Cal Poly		4 2											
97 N	Cal Poly		1 1		115 H	Pacific		1 1											
121 H	UC Irvine		4 0		142 H	Cal St. Northridge		3 0											
28 H	Long Beach St.		1 2		172 A	Cal St. Fullerton		0 2											

Non-Div. I Games:

UC Santa Barbara

Average RPI Win: 117		WON-LOST	WINNING	LAST 10	STRENGTH OF		OPP. STRENGTH	TEAM	ADJ		CONF.	ADJ CONF.			
Average RPI Loss: 32		RECORD	PCT. RANK	GAMES	SCHEDULE		OF SCHEDULE	RPI	RPI		RPI	RPI			
DIV. I ONLY		10-9-1	.525	137	5-5-0		28	53	62	.56644	63	3	3		
DIV. I NON-CONF.		5-3-1	.61111	105	0-0-0		34	87	45	.58533	47	3	3		
TOTALS		RPI 1-25	RPI 26-50		W-L RECORDS		RPI 51-100		RPI 101-150		RPI 150+				
10-9-1		1-4-0	0-3-0		OVERALL		2-2-1		5-0-0		2-0-0				
6-3-1		1-0-0	0-2-0		HOME		1-1-1		2-0-0		2-0-0				
4-4-0		0-2-0	0-1-0		AWAY		1-1-0		3-0-0		0-0-0				
0-2-0		0-2-0	0-0-0		NEUTRAL		0-0-0		0-0-0		0-0-0				
5-3-1		0-1-0	0-2-0		NON-CONFERENCE		1-0-1		2-0-0		2-0-0				
3-1-1		0-0-0	0-1-0		HOME		1-0-1		0-0-0		2-0-0				
2-1-0		0-0-0	0-0-		AWAY		0-0-0		2-0-0		0-0-0				
0-1-0		0-1-0	0-0-0		NEUTRAL		0-0-0		0-0-0		0-0-0				
5-6-0		1-3-0	0-1-0		CONFERENCE		1-2-0		3-0-0		0-0-0				
3-2-0		1-0-0	0-1-0		HOME		0-1-0		2-0-0		0-0-0				
2-3-0		0-2-0	0-0-0		AWAY		1-1-0		1-0-0		0-0-0				
0-1-0		0-1-0	0-0-0		NEUTRAL		0-0-0		0-0-0		0-0-0				
RPI S	Opponent	Score		RPI S	Opponent	Score		RPI S	Opponent	Score		RPI S	Opponent	Score	
11 A	Penn St.	0	1	26 A	Milwaukee	1	2	53 H	Purdue	0	1	105 A	Loyola (Ill.)	3	1
17 A	Minnesota	0	2	32 H	Michigan St.	0	3	67 A	Ohio St.	0	1	106 H	Indiana	2	1
17 N	Minnesota	1	3	44 H	LSU	0	2	76 H	St. Louis	0	0	112 A	Pepperdine	3	2
22 H	Illinois	1	0					82 H	Nebraska	4	3	126 A	Iowa	3	2
23 N	San Diego	2	3					95 A	Wisconsin	1	0	130 H	Michigan	1	0
												174 H	Illinois St.	1	0
												214 H	DePaul	3	2
LAST 10 GAMES															
17 N	Minnesota	1	3	32 H	Michigan St.	0	3								
95 A	Wisconsin	1	0	106 H	Indiana	2	1								
17 A	Minnesota	0	2	67 A	Ohio St.	0	1								
126 A	Iowa	3	2	11 A	Penn St.	0	1								
130 H	Michigan	1	0	22 H	Illinois	1	0								

Non-Div. I Games:

Northwestern

Average RPI Win:	159	WON-LOST RECORD	WINNING PCT. RANK	LAST 10 GAMES	STRENGTH OF SCHEDULE	OPP. STRENGTH OF SCHEDULE	TEAM RPI	ADJ RPI	CONF. RPI	ADJ CONF. RPI	
Average RPI Loss:	71										
DIV. I ONLY	13-7-2	.63636	70	5-4-1	68	111	64	.56555	64	11	12
DIV. I NON-CONF.	6-2-1	.72222	46	0-0-0	62	115	39	.59253	40	12	12
<hr/>											
TOTALS	RPI 1-25	RPI 26-50		W-L RECORDS	RPI 51-100		RPI 101-150		RPI 150+		
13-7-2	0-1-0	1-2-1		OVERALL	1-2-1		3-1-0		8-1-0		
8-1-1	0-0-0	0-1-0		HOME	1-0-1		1-0-0		6-0-0		
2-5-1	0-1-0	0-0-1		AWAY	0-2-0		0-1-0		2-1-0		
3-1-0	0-0-0	1-1-0		NEUTRAL	0-0-0		2-0-0		0-0-0		
<hr/>											
6-2-1	0-1-0	1-0-0		NON-CONFERENCE	0-1-1		1-0-0		4-0-0		
4-0-1	0-0-0	0-0-0		HOME	0-0-1		0-0-0		4-0-0		
0-2-0	0-1-0	0-0-		AWAY	0-1-0		0-0-0		0-0-0		
2-0-0	0-0-0	1-0-0		NEUTRAL	0-0-0		1-0-0		0-0-0		
<hr/>											
7-5-1	0-0-0	0-2-1		CONFERENCE	1-1-0		2-1-0		4-1-0		
4-1-0	0-0-0	0-1-0		HOME	1-0-0		1-0-0		2-0-0		
2-3-1	0-0-0	0-0-1		AWAY	0-1-0		0-1-0		2-1-0		
1-1-0	0-0-0	0-1-0		NEUTRAL	0-0-0		1-0-0		0-0-0		
<hr/>											
RPI S	Opponent	Score		RPI S	Opponent	Score		RPI S	Opponent	Score	
22 A	Illinois	0	2	30 H	UCF	1	2	51 H	Memphis	2	1
				36 N	Denver	2	1	108 A	UTEP	1	2
				40 A	East Carolina	0	0	108 N	UTEP	1	0
				40 N	East Carolina	1	2	138 N	Army	3	0
								149 H	UAB	4	0
								159 A	SMU	2	1
								167 A	Tulsa	0	1
								168 H	Valparaiso	1	0
								173 H	Oklahoma	3	1
								178 H	Ball St.	2	0
								186 H	Houston	1	0
								191 A	Marshall	3	1
								254 H	Southern Miss.	6	0
								275 H	Idaho St.	2	1
<hr/>											
LAST 10 GAMES											
				40 N	East Carolina	1	2	191 A	Marshall	3	1
				108 N	UTEP	1	0	40 A	East Carolina	0	0
				108 A	UTEP	1	2	30 H	UCF	1	2
				186 H	Houston	1	0	254 H	Southern Miss.	6	0
				80 A	Rice	1	2	51 H	Memphis	2	1

Non-Div. I Games:

Colorado Col.

Average RPI Win:	109	WON-LOST RECORD	WINNING PCT. RANK	LAST 10 GAMES	STRENGTH OF SCHEDULE	OPP. STRENGTH OF SCHEDULE	TEAM RPI	ADJ RPI	CONF. RPI	ADJ CONF. RPI					
DIV. I ONLY		8-8-4	.5	147	3-6-1	38	23	69	.56367	65	2	2			
DIV. I NON-CONF.		6-2-3	.68182	67	1-0-0	79	71	55	.57917	55	2	2			
<hr/>															
TOTALS	RPI 1-25	RPI 26-50		W-L RECORDS		RPI 51-100		RPI 101-150		RPI 150+					
8-8-4	1-3-1	1-1-1		OVERALL		1-3-0		3-1-2		2-0-0					
6-4-1	1-1-0	1-0-0		HOME		1-3-0		2-0-1		1-0-0					
2-4-3	0-2-1	0-1-1		AWAY		0-0-0		1-1-1		1-0-0					
0-0-0	0-0-0	0-0-0		NEUTRAL		0-0-0		0-0-0		0-0-0					
<hr/>															
6-2-3	0-0-1	1-0-0		NON-CONFERENCE		1-1-0		2-1-2		2-0-0					
4-1-1	0-0-0	1-0-0		HOME		1-1-0		1-0-1		1-0-0					
2-1-2	0-0-1	0-0-		AWAY		0-0-0		1-1-1		1-0-0					
0-0-0	0-0-0	0-0-0		NEUTRAL		0-0-0		0-0-0		0-0-0					
<hr/>															
2-6-1	1-3-0	0-1-1		CONFERENCE		0-2-0		1-0-0		0-0-0					
2-3-0	1-1-0	0-0-0		HOME		0-2-0		1-0-0		0-0-0					
0-3-1	0-2-0	0-1-1		AWAY		0-0-0		0-0-0		0-0-0					
0-0-0	0-0-0	0-0-0		NEUTRAL		0-0-0		0-0-0		0-0-0					
<hr/>															
RPI	S	Opponent	Score	RPI	S	Opponent	Score	RPI	S	Opponent	Score	RPI	S	Opponent	Score
3	A	Stanford	0 5	28	H	Long Beach St.	1 0	57	H	Oregon	0 1	112	A	Pepperdine	1 1
4	H	UCLA	0 3	42	A	Washington St.	0 1	59	H	TCU	0 1	127	A	San Diego St.	1 2
14	H	Southern California	1 0	45	A	California	2 2	62	H	UC Santa Barbara	1 0	128	A	Northern Ariz.	4 2
16	A	Washington	1 2					75	H	Arizona	1 2	130	H	Michigan	1 1
19	A	Texas	0 0									135	H	Oregon St.	1 0
												142	H	Cal St. Northridge	2 1
												154	A	Baylor	1 0
												205	H	Weber St.	4 0
<hr/>															
LAST 10 GAMES															
				42	A	Washington St.	0 1	45	A	California	2 2				
				16	A	Washington	1 2	14	H	Southern California	1 0				
				135	H	Oregon St.	1 0	4	H	UCLA	0 3				
				57	H	Oregon	0 1	75	H	Arizona	1 2				
				3	A	Stanford	0 5	28	H	Long Beach St.	1 0				

Non-Div. I Games:

Arizona St.

Average RPI Win:		168	WON-LOST RECORD		WINNING PCT. RANK	LAST 10 GAMES	STRENGTH OF SCHEDULE		OPP. STRENGTH OF SCHEDULE	TEAM RPI	ADJ RPI	CONF. RPI	ADJ CONF. RPI
Average RPI Loss:		40											
DIV. I ONLY		12-7-1			.625 75	7-3-0	74		97	65	.56278 66	12	11
DIV. I NON-CONF.		4-3-1			.5625 127	0-0-0	52		83	75	.55885 77	11	11
TOTALS		RPI 1-25	RPI 26-50		W-L RECORDS		RPI 51-100		RPI 101-150		RPI 150+		
12-7-1		0-2-0	0-4-0		OVERALL		3-1-1		2-0-0		7-0-0		
4-3-1		0-0-0	0-2-0		HOME		1-1-1		1-0-0		2-0-0		
6-4-0		0-2-0	0-2-0		AWAY		2-0-0		1-0-0		3-0-0		
2-0-0		0-0-0	0-0-0		NEUTRAL		0-0-0		0-0-0		2-0-0		
4-3-1		0-2-0	0-1-0		NON-CONFERENCE		1-0-1		0-0-0		3-0-0		
0-1-1		0-0-0	0-1-0		HOME		0-0-1		0-0-0		0-0-0		
2-2-0		0-2-0	0-0-		AWAY		1-0-0		0-0-0		1-0-0		
2-0-0		0-0-0	0-0-0		NEUTRAL		0-0-0		0-0-0		2-0-0		
8-4-0		0-0-0	0-3-0		CONFERENCE		2-1-0		2-0-0		4-0-0		
4-2-0		0-0-0	0-1-0		HOME		1-1-0		1-0-0		2-0-0		
4-2-0		0-0-0	0-2-0		AWAY		1-0-0		1-0-0		2-0-0		
0-0-0		0-0-0	0-0-0		NEUTRAL		0-0-0		0-0-0		0-0-0		
RPI S	Opponent	Score	RPI S	Opponent	Score	RPI S	Opponent	Score	RPI S	Opponent	Score		
21 A	Charlotte	2 3	37 H	James Madison	0 2	52 H	South Carolina	0 0	103 H	VCU	3 1		
24 A	Wake Forest	0 5	39 A	William & Mary	2 3	55 H	Old Dominion	2 1	143 A	Georgia St.	3 0		
			40 H	East Carolina	1 2	72 A	Northeastern	2 1	184 H	Delaware	1 0		
			48 A	Hofstra	0 2	72 H	Northeastern	0 1	195 N	Francis Marion	1 0		
						84 A	Davidson	2 0	200 N	Longwood	2 0		
									216 A	George Mason	3 2		
									241 H	Drexel	2 0		
									246 A	Towson	4 0		
									280 A	Gardner-Webb	2 0		
LAST 10 GAMES													
			72 H	Northeastern	0 1	48 A	Hofstra	0 2					
			143 A	Georgia St.	3 0	216 A	George Mason	3 2					
			184 H	Delaware	1 0	246 A	Towson	4 0					
			241 H	Drexel	2 0	103 H	VCU	3 1					
			72 A	Northeastern	2 1	37 H	James Madison	0 2					

Non-Div. I Games:

UNC Wilmington

Average RPI Win:		89	WON-LOST		WINNING		LAST 10		STRENGTH OF		OPP. STRENGTH		TEAM	ADJ		CONF.	ADJ CONF.	
Average RPI Loss:		41	RECORD		PCT. RANK		GAMES		SCHEDULE		OF SCHEDULE		RPI	RPI		RPI	RPI	
DIV. I ONLY			8-10-2		.45	180	4-6-0		19		31		68	.56129		67	3	3
DIV. I NON-CONF.			3-4-2		.44444	191	0-0-0		12		43		50	.58236		51	3	3
TOTALS		RPI 1-25		RPI 26-50			W-L RECORDS			RPI 51-100			RPI 101-150			RPI 150+		
8-10-2		1-4-1		0-3-0			OVERALL			4-2-0			3-1-1			0-0-0		
6-3-2		0-3-1		0-0-0			HOME			4-0-0			2-0-1			0-0-0		
2-6-0		1-1-0		0-3-0			AWAY			0-1-0			1-1-0			0-0-0		
0-1-0		0-0-0		0-0-0			NEUTRAL			0-1-0			0-0-0			0-0-0		
3-4-2		0-2-1		0-2-0			NON-CONFERENCE			2-0-0			1-0-1			0-0-0		
3-2-2		0-2-1		0-0-0			HOME			2-0-0			1-0-1			0-0-0		
0-2-0		0-0-0		0-0-			AWAY			0-0-0			0-0-0			0-0-0		
0-0-0		0-0-0		0-0-0			NEUTRAL			0-0-0			0-0-0			0-0-0		
5-6-0		1-2-0		0-1-0			CONFERENCE			2-2-0			2-1-0			0-0-0		
3-1-0		0-1-0		0-0-0			HOME			2-0-0			1-0-0			0-0-0		
2-4-0		1-1-0		0-1-0			AWAY			0-1-0			1-1-0			0-0-0		
0-1-0		0-0-0		0-0-0			NEUTRAL			0-1-0			0-0-0			0-0-0		
RPI	S	Opponent		Score		RPI	S	Opponent		Score		RPI	S	Opponent		Score		
9	H	Duke		2	4	26	A	Milwaukee		3	4	53	A	Purdue		0	3	
11	A	Penn St.		1	0	32	A	Michigan St.		1	5	53	N	Purdue		1	2	
17	H	Minnesota		0	2	41	A	Marquette		1	2	63	H	Northwestern		1	0	
21	H	Charlotte		1	1							69	H	Louisville		2	1	
22	A	Illinois		0	2							95	H	Wisconsin		4	0	
25	H	Rutgers		0	1							99	H	Evansville		3	1	
LAST 10 GAMES																		
						53	N	Purdue		1	2	126	H	Iowa		3	2	
						11	A	Penn St.		1	0	130	A	Michigan		0	2	
						22	A	Illinois		0	2	32	A	Michigan St.		1	5	
						53	A	Purdue		0	3	63	H	Northwestern		1	0	
						17	H	Minnesota		0	2	95	H	Wisconsin		4	0	

Non-Div. I Games:

Ohio St.

Average RPI Win:	207	WON-LOST	WINNING	LAST 10	STRENGTH OF	OPP. STRENGTH	TEAM	ADJ	CONF.	ADJ CONF.	
Average RPI Loss:	67	RECORD	PCT. RANK	GAMES	SCHEDULE	OF SCHEDULE	RPI	RPI	RPI	RPI	
DIV. I ONLY	15-5-3	.71739	36	7-2-1	122	157	66	.56044	68	21	21
DIV. I NON-CONF.	7-3-2	.66667	72	0-1-0	99	75	71	.56211	71	26	26
<hr/>											
TOTALS	RPI 1-25	RPI 26-50		W-L RECORDS		RPI 51-100		RPI 101-150		RPI 150+	
15-5-3	0-1-0	0-1-1		OVERALL		2-2-1		1-1-1		12-0-0	
7-0-2	0-0-0	0-0-1		HOME		1-0-1		0-0-0		6-0-0	
5-4-1	0-0-0	0-1-0		AWAY		0-2-0		0-1-1		5-0-0	
3-1-0	0-1-0	0-0-0		NEUTRAL		1-0-0		1-0-0		1-0-0	
<hr/>											
7-3-2	0-1-0	0-1-1		NON-CONFERENCE		1-1-1		1-0-0		5-0-0	
3-0-2	0-0-0	0-0-1		HOME		1-0-1		0-0-0		2-0-0	
2-2-0	0-0-0	0-0-		AWAY		0-1-0		0-0-0		2-0-0	
2-1-0	0-1-0	0-0-0		NEUTRAL		0-0-0		1-0-0		1-0-0	
<hr/>											
8-2-1	0-0-0	0-0-0		CONFERENCE		1-1-0		0-1-1		7-0-0	
4-0-0	0-0-0	0-0-0		HOME		0-0-0		0-0-0		4-0-0	
3-2-1	0-0-0	0-0-0		AWAY		0-1-0		0-1-1		3-0-0	
1-0-0	0-0-0	0-0-0		NEUTRAL		1-0-0		0-0-0		0-0-0	
<hr/>											
RPI S	Opponent	Score	RPI S	Opponent	Score	RPI S	Opponent	Score	RPI S	Opponent	Score
13 N	Oklahoma St.	0 1	33 A	Princeton	0 1	56 H	Connecticut	2 2	114 A	Siena	0 0
			34 H	Harvard	0 0	83 A	St. John's (N.Y.)	0 1	114 A	Siena	0 1
						89 H	Yale	3 2	143 N	Georgia St.	2 1
						94 A	Loyola (Md.)	0 1	160 H	Seton Hall	2 0
						94 N	Loyola (Md.)	3 0	164 H	Canisius	3 0
									182 H	Niagara	2 0
									187 A	Jacksonville	2 0
									202 H	Manhattan	3 1
									211 A	Colgate	2 1
									248 N	Temple	3 1
									266 H	Holy Cross	2 1
									272 A	Marist	1 0
									278 A	Iona	3 0
									302 A	Rider	2 1
									310 H	St. Peter's	5 0
<hr/>											
LAST 10 GAMES											
13 N	Oklahoma St.	0 1	278 A	Iona	3 0						
94 N	Loyola (Md.)	3 0	114 A	Siena	0 1						
114 A	Siena	0 0	272 A	Marist	1 0						
202 H	Manhattan	3 1	164 H	Canisius	3 0						
310 H	St. Peter's	5 0	182 H	Niagara	2 0						

Non-Div. I Games:

Fairfield

Average RPI Win:		140	WON-LOST RECORD		WINNING PCT. RANK		LAST 10 GAMES		STRENGTH OF SCHEDULE		OPP. STRENGTH OF SCHEDULE		TEAM RPI		ADJ RPI		CONF. RPI		ADJ CONF. RPI				
DIV. I ONLY		9-7-3		.55263 121		5-3-2		53		56		70		.55901 69		7		6					
DIV. I NON-CONF.		2-3-1		.41667 203		0-0-0		49		51		102		.53072 102		6		6					
TOTALS		RPI 1-25		RPI 26-50		W-L RECORDS		RPI 51-100		RPI 101-150		RPI 150+											
9-7-3		0-4-0		1-1-0		OVERALL		2-2-2		1-0-0		5-0-1											
4-3-3		0-2-0		0-0-0		HOME		2-1-2		1-0-0		1-0-1											
5-4-0		0-2-0		1-1-0		AWAY		0-1-0		0-0-0		4-0-0											
0-0-0		0-0-0		0-0-0		NEUTRAL		0-0-0		0-0-0		0-0-0											
2-3-1		0-2-0		0-0-0		NON-CONFERENCE		0-1-1		0-0-0		2-0-0											
0-2-1		0-2-0		0-0-0		HOME		0-0-1		0-0-0		0-0-0											
2-1-0		0-0-0		0-0-		AWAY		0-1-0		0-0-0		2-0-0											
0-0-0		0-0-0		0-0-0		NEUTRAL		0-0-0		0-0-0		0-0-0											
7-4-2		0-2-0		1-1-0		CONFERENCE		2-1-1		1-0-0		3-0-1											
4-1-2		0-0-0		0-0-0		HOME		2-1-1		1-0-0		1-0-1											
3-3-0		0-2-0		1-1-0		AWAY		0-0-0		0-0-0		2-0-0											
0-0-0		0-0-0		0-0-0		NEUTRAL		0-0-0		0-0-0		0-0-0											
RPI	S	Opponent		Score		RPI	S	Opponent		Score		RPI	S	Opponent		Score							
2	A	Notre Dame		1 4		31	A	West Virginia		0 4		53	H	Purdue		1 1		147	H	Pittsburgh		1 0	
13	H	Oklahoma St.		2 3		41	A	Marquette		1 0		56	H	Connecticut		1 1		152	A	South Fla.		2 0	
19	H	Texas		0 1								67	A	Ohio St.		1 2		156	A	Butler		3 1	
25	A	Rutgers		0 1								71	H	Georgetown		0 1		160	A	Seton Hall		3 1	
												78	H	Cincinnati		3 0		170	H	Providence		1 1	
												92	H	Villanova		2 0		214	H	DePaul		2 0	
														224 A Miami (Ohio)		3 1							
LAST 10 GAMES																							
						31	A	West Virginia		0 4		41	A	Marquette		1 0							
						147	H	Pittsburgh		1 0		160	A	Seton Hall		3 1							
						92	H	Villanova		2 0		25	A	Rutgers		0 1							
						71	H	Georgetown		0 1		170	H	Providence		1 1							
						152	A	South Fla.		2 0		56	H	Connecticut		1 1							

Non-Div. I Games:

Louisville

Average RPI Win:		210	WON-LOST RECORD		WINNING PCT. RANK	LAST 10 GAMES	STRENGTH OF SCHEDULE		OPP. STRENGTH OF SCHEDULE	TEAM RPI	ADJ RPI	CONF. RPI	ADJ CONF. RPI				
Average RPI Loss:		34															
DIV. I ONLY			8-5-6		.57895	103	5-3-2		46	115	67	.55849	70	9	9		
DIV. I NON-CONF.			5-2-4		.63636	90	2-0-0		44	144	53	.58062	53	9	9		
<hr/>																	
TOTALS		RPI 1-25		RPI 26-50		W-L RECORDS		RPI 51-100		RPI 101-150		RPI 150+					
8-5-6		0-2-1		0-1-1		OVERALL		1-2-1		0-0-2		7-0-1					
3-2-4		0-1-0		0-0-1		HOME		0-1-0		0-0-2		3-0-1					
3-3-1		0-1-0		0-1-0		AWAY		1-1-1		0-0-0		2-0-0					
2-0-1		0-0-1		0-0-0		NEUTRAL		0-0-0		0-0-0		2-0-0					
<hr/>																	
5-2-4		0-1-1		0-1-1		NON-CONFERENCE		0-0-0		0-0-1		5-0-1					
3-0-3		0-0-0		0-0-1		HOME		0-0-0		0-0-1		3-0-1					
0-2-0		0-1-0		0-0-		AWAY		0-0-0		0-0-0		0-0-0					
2-0-1		0-0-1		0-0-0		NEUTRAL		0-0-0		0-0-0		2-0-0					
<hr/>																	
3-3-2		0-1-0		0-0-0		CONFERENCE		1-2-1		0-0-1		2-0-0					
0-2-1		0-1-0		0-0-0		HOME		0-1-0		0-0-1		0-0-0					
3-1-1		0-0-0		0-0-0		AWAY		1-1-1		0-0-0		2-0-0					
0-0-0		0-0-0		0-0-0		NEUTRAL		0-0-0		0-0-0		0-0-0					
<hr/>																	
RPI	S	Opponent		Score		RPI	S	Opponent		Score		RPI	S	Opponent		Score	
4	A	UCLA		0	3	26	H	Milwaukee		1	1	58	H	Utah		0	1
15	H	BYU		1	2	36	A	Denver		1	3	59	A	TCU		1	3
23	N	San Diego		0	0							78	A	UNLV		1	1
												78	A	UNLV		2	1
														127 H San Diego St.		1	1
														128 H Northern Ariz.		1	1
														154 H Baylor		2	0
														165 H Hawaii		3	3
														207 A Wyoming		1	0
														217 H Drake		1	0
														235 N Utah Valley		3	1
														238 H Fairleigh Dickinson		5	0
														252 A Air Force		1	0
														297 N Central Ark.		7	0
<hr/>																	
LAST 10 GAMES																	
						78	A	UNLV		1	1	207	A	Wyoming		1	0
						78	A	UNLV		2	1	252	A	Air Force		1	0
						127	H	San Diego St.		1	1	59	A	TCU		1	3
						15	H	BYU		1	2	297	N	Central Ark.		7	0
						58	H	Utah		0	1	235	N	Utah Valley		3	1

Non-Div. I Games:

New Mexico

Average RPI Win: 164		WON-LOST	WINNING	LAST 10	STRENGTH OF		OPP. STRENGTH	TEAM	ADJ		CONF.	ADJ CONF.		
Average RPI Loss: 59		RECORD	PCT. RANK	GAMES	SCHEDULE		OF SCHEDULE	RPI	RPI		RPI	RPI		
DIV. I ONLY		13-4-2	.73684	32	6-4-0		194	84	71	.55779	71	7	6	
DIV. I NON-CONF.		5-0-2	.85714	15	0-0-0		295	201	119	.51719	118	6	6	
<hr/>														
TOTALS		RPI 1-25		RPI 26-50		W-L RECORDS		RPI 51-100		RPI 101-150		RPI 150+		
13-4-2		1-1-0		0-1-0		OVERALL		4-1-0		0-1-1		8-0-1		
7-2-1		1-1-0		0-0-0		HOME		1-1-0		0-0-1		5-0-0		
5-2-0		0-0-0		0-1-0		AWAY		3-0-0		0-1-0		2-0-0		
1-0-1		0-0-0		0-0-0		NEUTRAL		0-0-0		0-0-0		1-0-1		
5-0-2		0-0-0		0-0-0		NON-CONFERENCE		0-0-0		0-0-1		5-0-1		
3-0-1		0-0-0		0-0-0		HOME		0-0-0		0-0-1		3-0-0		
1-0-0		0-0-0		0-0-		AWAY		0-0-0		0-0-0		1-0-0		
1-0-1		0-0-0		0-0-0		NEUTRAL		0-0-0		0-0-0		1-0-1		
8-4-0		1-1-0		0-1-0		CONFERENCE		4-1-0		0-1-0		3-0-0		
4-2-0		1-1-0		0-0-0		HOME		1-1-0		0-0-0		2-0-0		
4-2-0		0-0-0		0-1-0		AWAY		3-0-0		0-1-0		1-0-0		
0-0-0		0-0-0		0-0-0		NEUTRAL		0-0-0		0-0-0		0-0-0		
RPI	S	Opponent		Score	RPI	S	Opponent		Score	RPI	S	Opponent		Score
2	H	Notre Dame		1 3	31	A	West Virginia		1 2	56	H	Connecticut		1 2
25	H	Rutgers		1 0						69	A	Louisville		1 0
										78	A	Cincinnati		1 0
										83	H	St. John's (N.Y.)		1 0
										92	A	Villanova		3 0
										107	H	Penn		2 2
										147	A	Pittsburgh		1 2
										160	A	Seton Hall		2 0
										190	H	Syracuse		3 1
										196	N	Hartford		0 0
										208	H	Ohio		2 1
										214	H	DePaul		4 0
										232	A	American		2 1
										239	N	Mississippi St.		3 0
										246	H	Towson		3 0
										293	H	UMBC		7 0
<hr/>														
LAST 10 GAMES														
					56	H	Connecticut		1 2	31	A	West Virginia		1 2
					78	A	Cincinnati		1 0	190	H	Syracuse		3 1
					69	A	Louisville		1 0	214	H	DePaul		4 0
					83	H	St. John's (N.Y.)		1 0	2	H	Notre Dame		1 3
					147	A	Pittsburgh		1 2	25	H	Rutgers		1 0

Non-Div. I Games:

Georgetown

Average RPI Win:		152	WON-LOST RECORD		WINNING PCT. RANK		LAST 10 GAMES		STRENGTH OF SCHEDULE		OPP. STRENGTH OF SCHEDULE		TEAM RPI		ADJ RPI		CONF. RPI		ADJ CONF. RPI					
DIV. I ONLY			13-9-2		.58333		99		6-3-1		62		98		73		.55434		72		12		11	
DIV. I NON-CONF.			4-4-2		.5		148		0-1-1		70		111		103		.5278		104		11		11	
TOTALS		RPI 1-25		RPI 26-50				W-L RECORDS				RPI 51-100				RPI 101-150				RPI 150+				
13-9-2		0-1-0		3-4-1				OVERALL				1-2-0				3-0-0				6-2-1				
6-2-1		0-0-0		0-0-0				HOME				0-1-0				1-0-0				5-1-1				
3-7-1		0-1-0		1-4-1				AWAY				1-1-0				1-0-0				0-1-0				
4-0-0		0-0-0		2-0-0				NEUTRAL				0-0-0				1-0-0				1-0-0				
4-4-2		0-1-0		0-2-1				NON-CONFERENCE				0-0-0				1-0-0				3-1-1				
2-1-1		0-0-0		0-0-0				HOME				0-0-0				0-0-0				2-1-1				
0-3-1		0-1-0		0-1-				AWAY				0-0-0				0-0-0				0-0-0				
2-0-0		0-0-0		0-0-0				NEUTRAL				0-0-0				1-0-0				1-0-0				
9-5-0		0-0-0		3-2-0				CONFERENCE				1-2-0				2-0-0				3-1-0				
4-1-0		0-0-0		0-0-0				HOME				0-1-0				1-0-0				3-0-0				
3-4-0		0-0-0		1-2-0				AWAY				1-1-0				1-0-0				0-1-0				
2-0-0		0-0-0		2-0-0				NEUTRAL				0-0-0				0-0-0				0-0-0				
RPI	S	Opponent		Score		RPI	S	Opponent		Score		RPI	S	Opponent		Score		RPI	S	Opponent		Score		
7	A	Boston College		0	4	34	A	Harvard		2	2	55	A	Old Dominion		0	3	103	A	VCU		3	0	
						34	A	Harvard		1	2	66	A	UNC Wilmington		1	0	116	N	Creighton		2	1	
						37	A	James Madison		1	2	66	H	UNC Wilmington		1	2	143	H	Georgia St.		3	0	
						37	N	James Madison		2	1							184	A	Delaware		0	2	
						39	A	William & Mary		2	3							192	H	St. Francis (Pa.)		0	0	
						48	A	Hofstra		2	1							202	H	Manhattan		0	1	
						48	N	Hofstra		1	0							208	N	Ohio		2	0	
						49	A	Boston U.		0	1							216	H	George Mason		1	0	
																		241	H	New Hampshire		3	1	
																		241	H	Drexel		3	2	
																		246	H	Towson		4	1	
																		261	H	Bryant		3	1	
LAST 10 GAMES																								
7	A	Boston College		0	4	48	A	Hofstra		2	1													
34	A	Harvard		2	2	103	A	VCU		3	0													
48	N	Hofstra		1	0	37	A	James Madison		1	2													
37	N	James Madison		2	1	66	H	UNC Wilmington		1	2													
66	A	UNC Wilmington		1	0	143	H	Georgia St.		3	0													

Non-Div. I Games:

Northeastern

Average RPI Win:	113	WON-LOST RECORD	WINNING PCT. RANK	LAST 10 GAMES	STRENGTH OF SCHEDULE	OPP. STRENGTH OF SCHEDULE	TEAM RPI	ADJ RPI	CONF. RPI	ADJ CONF. RPI		
DIV. I ONLY		10-11-2	.47826	169	4-4-2	42	43	77	.55421	73	6	5
DIV. I NON-CONF.		3-6-0	.33333	229	0-1-0	33	34	109	.52761	105	5	5
<hr/>												
TOTALS	RPI 1-25	RPI 26-50		W-L RECORDS		RPI 51-100		RPI 101-150		RPI 150+		
10-11-2	1-3-0	3-3-1		OVERALL		1-2-0		3-3-1		2-0-0		
5-3-1	1-0-0	1-2-0		HOME		1-0-0		2-1-1		0-0-0		
3-5-0	0-1-0	0-1-0		AWAY		0-2-0		1-1-0		2-0-0		
2-3-1	0-2-0	2-0-1		NEUTRAL		0-0-0		0-1-0		0-0-0		
3-6-0	1-2-0	0-1-0		NON-CONFERENCE		1-1-0		0-2-0		1-0-0		
2-1-0	1-0-0	0-1-0		HOME		1-0-0		0-0-0		0-0-0		
1-2-0	0-0-0	0-0-		AWAY		0-1-0		0-1-0		1-0-0		
0-3-0	0-2-0	0-0-0		NEUTRAL		0-0-0		0-1-0		0-0-0		
7-5-2	0-1-0	3-2-1		CONFERENCE		0-1-0		3-1-1		1-0-0		
3-2-1	0-0-0	1-1-0		HOME		0-0-0		2-1-1		0-0-0		
2-3-0	0-1-0	0-1-0		AWAY		0-1-0		1-0-0		1-0-0		
2-0-1	0-0-0	2-0-1		NEUTRAL		0-0-0		0-0-0		0-0-0		
RPI	S	Opponent	Score	RPI	S	Opponent	Score	RPI	S	Opponent	Score	
1	N	North Carolina	0 1	31	H	West Virginia	0 1	52	A	South Carolina	1 2	
8	A	Florida	1 5	38	H	Georgia	0 2	62	A	UC Santa Barbara	1 2	
21	N	Charlotte	0 2	38	N	Georgia	1 0	81	H	Western Caro.	3 0	
22	H	Illinois	1 0	44	H	LSU	2 1					
				44	N	LSU	1 1					
				47	A	Auburn	1 2					
				47	N	Auburn	2 1					

Non-Div. I Games:

Tennessee

Average RPI Win: 167		WON-LOST RECORD		WINNING PCT. RANK		LAST 10 GAMES		STRENGTH OF SCHEDULE		OPP. STRENGTH OF SCHEDULE		TEAM RPI		ADJ RPI		CONF. RPI		ADJ CONF. RPI	
DIV. I ONLY		7-6-4		.52941 129		5-3-2		45		75		74		.5524 74		8		8	
DIV. I NON-CONF.		4-3-3		.55 138		2-0-1		56		67		79		.5582 78		8		8	
TOTALS		RPI 1-25		RPI 26-50		W-L RECORDS		RPI 51-100		RPI 101-150		RPI 150+							
7-6-4		1-2-1		0-2-2		OVERALL		2-1-0		1-0-0		3-1-1							
4-3-1		0-0-0		0-1-0		HOME		1-1-0		0-0-0		3-1-1							
2-3-1		0-2-0		0-1-1		AWAY		1-0-0		1-0-0		0-0-0							
1-0-2		1-0-1		0-0-1		NEUTRAL		0-0-0		0-0-0		0-0-0							
4-3-3		1-2-1		0-1-1		NON-CONFERENCE		0-0-0		0-0-0		3-0-1							
3-0-1		0-0-0		0-0-0		HOME		0-0-0		0-0-0		3-0-1							
0-3-0		0-2-0		0-0-		AWAY		0-0-0		0-0-0		0-0-0							
1-0-2		1-0-1		0-0-1		NEUTRAL		0-0-0		0-0-0		0-0-0							
3-3-1		0-0-0		0-1-1		CONFERENCE		2-1-0		1-0-0		0-1-0							
1-3-0		0-0-0		0-1-0		HOME		1-1-0		0-0-0		0-1-0							
2-0-1		0-0-0		0-0-1		AWAY		1-0-0		1-0-0		0-0-0							
0-0-0		0-0-0		0-0-0		NEUTRAL		0-0-0		0-0-0		0-0-0							
RPI	S	Opponent		Score		RPI	S	Opponent		Score		RPI	S	Opponent		Score			
4	N	UCLA		0	0	26	N	Milwaukee		2	2	60	H	Columbia		1	2		
7	A	Boston College		0	3	33	A	Princeton		0	0	89	H	Yale		2	1		
11	N	Penn St.		1	0	34	H	Harvard		0	3	98	A	Dartmouth		1	0		
17	A	Minnesota		0	2	49	A	Boston U.		0	1								

Non-Div. I Games:

Brown

Average RPI Win: 116		WON-LOST	WINNING	LAST 10	STRENGTH OF		OPP. STRENGTH	TEAM	ADJ		CONF.	ADJ CONF.
Average RPI Loss: 28		RECORD	PCT. RANK	GAMES	SCHEDULE		OF SCHEDULE	RPI	RPI		RPI	RPI
DIV. I ONLY		9-11-0	.45	180	36		14	76	.5508		75	2
DIV. I NON-CONF.		7-4-0	.63636	90	80		33	59	.57088		61	2
TOTALS		RPI 1-25	RPI 26-50		W-L RECORDS		RPI 51-100		RPI 101-150		RPI 150+	
9-11-0		0-6-0	0-3-0		OVERALL		4-2-0		4-0-0		1-0-0	
5-5-0		0-2-0	0-1-0		HOME		1-2-0		3-0-0		1-0-0	
4-6-0		0-4-0	0-2-0		AWAY		3-0-0		1-0-0		0-0-0	
0-0-0		0-0-0	0-0-0		NEUTRAL		0-0-0		0-0-0		0-0-0	
7-4-0		0-2-0	0-1-0		NON-CONFERENCE		3-1-0		3-0-0		1-0-0	
4-2-0		0-0-0	0-1-0		HOME		1-1-0		2-0-0		1-0-0	
3-2-0		0-2-0	0-0-0		AWAY		2-0-0		1-0-0		0-0-0	
0-0-0		0-0-0	0-0-0		NEUTRAL		0-0-0		0-0-0		0-0-0	
2-7-0		0-4-0	0-2-0		CONFERENCE		1-1-0		1-0-0		0-0-0	
1-3-0		0-2-0	0-0-0		HOME		0-1-0		1-0-0		0-0-0	
1-4-0		0-2-0	0-2-0		AWAY		1-0-0		0-0-0		0-0-0	
0-0-0		0-0-0	0-0-0		NEUTRAL		0-0-0		0-0-0		0-0-0	
RPI S	Opponent	Score	RPI S	Opponent	Score	RPI S	Opponent	Score	RPI S	Opponent	Score	
3 A	Stanford	1 3	28 H	Long Beach St.	0 2	57 H	Oregon	0 1	119 A	Texas Tech	2 1	
4 H	UCLA	0 2	42 A	Washington St.	0 1	58 A	Utah	4 0	130 H	Michigan	1 0	
14 H	Southern California	0 2	45 A	California	0 2	62 H	UC Santa Barbara	0 1	135 H	Oregon St.	2 1	
15 A	BYU	0 1				65 A	Arizona St.	2 1	142 H	Cal St. Northridge	2 1	
16 A	Washington	1 2				96 A	Santa Clara	2 0	205 H	Weber St.	4 0	
19 A	Texas	1 2				97 H	Cal Poly	1 0				
LAST 10 GAMES												
16 A	Washington	1 2	3 A	Stanford	1 3							
42 A	Washington St.	0 1	4 H	UCLA	0 2							
57 H	Oregon	0 1	14 H	Southern California	0 2							
135 H	Oregon St.	2 1	65 A	Arizona St.	2 1							
45 A	California	0 2	96 A	Santa Clara	2 0							

Non-Div. I Games:

Arizona

Average RPI Win:	163	WON-LOST RECORD	WINNING PCT. RANK	LAST 10 GAMES	STRENGTH OF SCHEDULE	OPP. STRENGTH OF SCHEDULE	TEAM RPI	ADJ RPI	CONF. RPI	ADJ CONF. RPI			
Average RPI Loss:	87												
DIV. I ONLY	11-6-4	.61905	78	6-3-1	88	120	75	.54857	76	13	13		
DIV. I NON-CONF.	4-1-3	.6875	62	0-0-0	66	98	48	.58101	52	13	13		
<hr/>													
TOTALS	RPI 1-25	RPI 26-50		W-L RECORDS	RPI 51-100		RPI 101-150		RPI 150+				
11-6-4	0-2-0	0-1-0		OVERALL	2-1-1		3-0-2		6-2-1				
5-3-3	0-1-0	0-1-0		HOME	1-0-0		1-0-2		3-1-1				
5-3-1	0-1-0	0-0-0		AWAY	1-1-1		2-0-0		2-1-0				
1-0-0	0-0-0	0-0-0		NEUTRAL	0-0-0		0-0-0		1-0-0				
<hr/>													
4-1-3	0-0-0	0-0-0		NON-CONFERENCE	2-0-1		1-0-1		1-1-1				
1-1-2	0-0-0	0-0-0		HOME	1-0-0		0-0-1		0-1-1				
2-0-1	0-0-0	0-0-		AWAY	1-0-1		1-0-0		0-0-0				
1-0-0	0-0-0	0-0-0		NEUTRAL	0-0-0		0-0-0		1-0-0				
<hr/>													
7-5-1	0-2-0	0-1-0		CONFERENCE	0-1-0		2-0-1		5-1-0				
4-2-1	0-1-0	0-1-0		HOME	0-0-0		1-0-1		3-0-0				
3-3-0	0-1-0	0-0-0		AWAY	0-1-0		1-0-0		2-1-0				
0-0-0	0-0-0	0-0-0		NEUTRAL	0-0-0		0-0-0		0-0-0				
<hr/>													
RPI S	Opponent	Score	RPI S	Opponent	Score	RPI S	Opponent	Score	RPI S	Opponent	Score		
21 A	Charlotte	0 3	46 H	Dayton	0 1	61 A	Toledo	2 1	104 H	Vanderbilt	2 2		
21 H	Charlotte	0 2				63 A	Northwestern	0 0	138 A	Army	2 0		
						82 H	Nebraska	1 0	139 A	Richmond	1 0		
						91 A	Fordham	0 2	141 H	St. Bonaventure	2 1		
									145 H	St. Joseph's	1 1		
									153 H	Missouri St.	0 0		
									156 H	Butler	0 2		
									160 N	Seton Hall	2 1		
									166 H	Duquesne	1 0		
									183 A	George Washington	2 0		
									185 A	Rhode Island	0 1		
									226 A	Massachusetts	2 0		
									245 H	Xavier	1 0		
									248 H	Temple	2 0		
<hr/>													
LAST 10 GAMES													
21 H Charlotte						0	2	245 H Xavier				1	0
141 H St. Bonaventure						2	1	139 A Richmond				1	0
185 A Rhode Island						0	1	183 A George Washington				2	0
226 A Massachusetts						2	0	248 H Temple				2	0
46 H Dayton						0	1	145 H St. Joseph's				1	1

Non-Div. I Games:

St. Louis

Average RPI Win:		199	WON-LOST RECORD		WINNING PCT. RANK		LAST 10 GAMES		STRENGTH OF SCHEDULE		OPP. STRENGTH OF SCHEDULE		TEAM RPI		ADJ RPI		CONF. RPI		ADJ CONF. RPI	
DIV. I ONLY			10-4-5		.65789 58		6-2-2		90		190		72		.54707 77		18		18	
DIV. I NON-CONF.			4-2-2		.625 96		0-0-0		23		149		35		.59338 38		18		18	
TOTALS		RPI 1-25		RPI 26-50		W-L RECORDS		RPI 51-100		RPI 101-150		RPI 150+								
10-4-5		0-2-0		0-0-0		OVERALL		1-0-3		2-0-0		7-2-2								
7-0-1		0-0-0		0-0-0		HOME		0-0-1		2-0-0		5-0-0								
1-3-3		0-1-0		0-0-0		AWAY		0-0-1		0-0-0		1-2-2								
2-1-1		0-1-0		0-0-0		NEUTRAL		1-0-1		0-0-0		1-0-0								
4-2-2		0-2-0		0-0-0		NON-CONFERENCE		1-0-1		1-0-0		2-0-1								
2-0-0		0-0-0		0-0-0		HOME		0-0-0		1-0-0		1-0-0								
0-1-1		0-1-0		0-0-		AWAY		0-0-0		0-0-0		0-0-1								
2-1-1		0-1-0		0-0-0		NEUTRAL		1-0-1		0-0-0		1-0-0								
6-2-3		0-0-0		0-0-0		CONFERENCE		0-0-2		1-0-0		5-2-1								
5-0-1		0-0-0		0-0-0		HOME		0-0-1		1-0-0		4-0-0								
1-2-2		0-0-0		0-0-0		AWAY		0-0-1		0-0-0		1-2-1								
0-0-0		0-0-0		0-0-0		NEUTRAL		0-0-0		0-0-0		0-0-0								
RPI	S	Opponent		Score		RPI	S	Opponent		Score		RPI	S	Opponent		Score				
5	N	Portland		0 8								113	H	Col. of Charleston		3 0				
16	A	Washington		0 2								88	N	Furman		2 1				
												90	A	Belmont		1 1				
												90	H	Belmont		4 0				
												193	H	East Tenn. St.		2 1				
												210	A	Stetson		2 3				
												236	N	Jackson St.		3 1				
												240	A	Wofford		1 1				
												243	A	Campbell		2 0				
												253	H	North Fla.		5 1				
												274	H	Alabama A&M		8 0				
												285	H	S.C. Upstate		4 1				
												291	A	Lipscomb		0 1				
						LAST 10 GAMES														
						90	H	Belmont		3 3		291	A	Lipscomb		0 1				
						117	H	Mercer		2 1		90	A	Belmont		0 0				
						243	A	Campbell		2 0		253	H	North Fla.		5 1				
						285	H	S.C. Upstate		4 1		187	H	Jacksonville		4 0				
						193	H	East Tenn. St.		2 1		210	A	Stetson		2 3				

Non-Div. I Games: Berry 1 0

Kennesaw St.

Average RPI Win: 168		WON-LOST	WINNING	LAST 10	STRENGTH OF		OPP. STRENGTH	TEAM	ADJ		CONF.	ADJ CONF.
Average RPI Loss: 103		RECORD	PCT. RANK	GAMES	SCHEDULE		OF SCHEDULE	RPI	RPI		RPI	RPI
DIV. I ONLY		11-7-3	.59524	95	3-5-2		97	106	82		.54539	78
DIV. I NON-CONF.		8-3-1	.70833	58	0-1-0		116	155	77		.55952	75
TOTALS		RPI 1-25	RPI 26-50		W-L RECORDS		RPI 51-100		RPI 101-150		RPI 150+	
11-7-3		0-2-0	2-0-1		OVERALL		0-2-2		3-2-0		6-1-0	
6-3-1		0-1-0	0-0-0		HOME		0-1-1		1-0-0		5-1-0	
3-4-2		0-1-0	1-0-1		AWAY		0-1-1		2-2-0		0-0-0	
2-0-0		0-0-0	1-0-0		NEUTRAL		0-0-0		0-0-0		1-0-0	
8-3-1		0-0-0	2-0-1		NON-CONFERENCE		0-0-0		2-2-0		4-1-0	
4-1-0		0-0-0	0-0-0		HOME		0-0-0		1-0-0		3-1-0	
2-2-1		0-0-0	1-1-		AWAY		0-0-0		1-2-0		0-0-0	
2-0-0		0-0-0	1-0-0		NEUTRAL		0-0-0		0-0-0		1-0-0	
3-4-2		0-2-0	0-0-0		CONFERENCE		0-2-2		1-0-0		2-0-0	
2-2-1		0-1-0	0-0-0		HOME		0-1-1		0-0-0		2-0-0	
1-2-1		0-1-0	0-0-0		AWAY		0-1-1		1-0-0		0-0-0	
0-0-0		0-0-0	0-0-0		NEUTRAL		0-0-0		0-0-0		0-0-0	
RPI S	Opponent	Score	RPI S	Opponent	Score	RPI S	Opponent	Score	RPI S	Opponent	Score	
15 A	BYU	0 1	26 N	Milwaukee	2 1	58 A	Utah	1 3	115 H	Pacific	1 0	
15 H	BYU	0 4	28 A	Long Beach St.	1 0	59 A	TCU	1 1	121 A	UC Irvine	2 0	
			50 A	Loyola Marymount	1 1	70 H	New Mexico	1 2	127 A	San Diego St.	2 1	
						70 H	New Mexico	1 1	142 A	Cal St. Northridge	1 2	
									150 A	UC Riverside	2 3	
									182 H	Niagara	4 0	
									207 H	Wyoming	3 1	
									238 N	Fairleigh Dickinson	1 0	
									252 H	Air Force	4 0	
									268 H	Robert Morris	1 2	
									270 H	Nevada	5 1	
									284 H	Northern Colo.	3 1	
LAST 10 GAMES												
15 H	BYU	0 4	207 H	Wyoming	3 1							
70 H	New Mexico	1 1	58 A	Utah	1 3							
70 H	New Mexico	1 2	15 A	BYU	0 1							
59 A	TCU	1 1	127 A	San Diego St.	2 1							
252 H	Air Force	4 0	150 A	UC Riverside	2 3							

Non-Div. I Games:

UNLV

Average RPI Win:		148	WON-LOST RECORD		WINNING PCT. RANK		LAST 10 GAMES		STRENGTH OF SCHEDULE		OPP. STRENGTH OF SCHEDULE		TEAM RPI		ADJ RPI		CONF. RPI		ADJ CONF. RPI					
Average RPI Loss:		66																						
DIV. I ONLY			10-7-3		.575		109		5-2-3		100		52		78		.54539		78		7		6	
DIV. I NON-CONF.			4-3-0		.57143		121		0-0-0		251		74		158		.48566		158		6		6	
TOTALS		RPI 1-25		RPI 26-50		W-L RECORDS		RPI 51-100		RPI 101-150		RPI 150+												
10-7-3		0-2-1		0-1-1		OVERALL		3-2-0		2-2-0		5-0-1												
4-4-1		0-1-0		0-0-0		HOME		2-1-0		2-2-0		0-0-1												
6-3-2		0-1-1		0-1-1		AWAY		1-1-0		0-0-0		5-0-0												
0-0-0		0-0-0		0-0-0		NEUTRAL		0-0-0		0-0-0		0-0-0												
4-3-0		0-0-0		0-1-0		NON-CONFERENCE		0-0-0		2-2-0		2-0-0												
2-2-0		0-0-0		0-0-0		HOME		0-0-0		2-2-0		0-0-0												
2-1-0		0-0-0		0-0-		AWAY		0-0-0		0-0-0		2-0-0												
0-0-0		0-0-0		0-0-0		NEUTRAL		0-0-0		0-0-0		0-0-0												
6-4-3		0-2-1		0-0-1		CONFERENCE		3-2-0		0-0-0		3-0-1												
2-2-1		0-1-0		0-0-0		HOME		2-1-0		0-0-0		0-0-1												
4-2-2		0-1-1		0-0-1		AWAY		1-1-0		0-0-0		3-0-0												
0-0-0		0-0-0		0-0-0		NEUTRAL		0-0-0		0-0-0		0-0-0												
RPI	S	Opponent		Score		RPI	S	Opponent		Score		RPI	S	Opponent		Score								
2	A	Notre Dame		0 5		41	A	Marquette		1 1		56	H	Connecticut		2 1		125	H	Bowling Green		3 1		
2	H	Notre Dame		0 6		46	A	Dayton		0 1		69	A	Louisville		0 3		130	H	Michigan		2 1		
25	A	Rutgers		0 0								71	H	Georgetown		0 1		131	H	Kentucky		0 1		
												83	A	St. John's (N.Y.)		1 0		140	H	Wright St.		2 3		
												92	H	Villanova		2 1		152	A	South Fla.		2 1		
																		160	A	Seton Hall		2 0		
																		170	H	Providence		1 1		
																		214	A	DePaul		2 1		
																		224	A	Miami (Ohio)		3 2		
																		245	A	Xavier		1 0		

Non-Div. I Games:

Cincinnati

Average RPI Win:		154	WON-LOST RECORD		WINNING PCT. RANK		LAST 10 GAMES		STRENGTH OF SCHEDULE		OPP. STRENGTH OF SCHEDULE		TEAM RPI		ADJ RPI		CONF. RPI		ADJ CONF. RPI				
DIV. I ONLY			10-9-0		.52632 131		5-5-0		56		95		80		.54504 80		11		12				
DIV. I NON-CONF.			4-3-0		.57143 121		0-0-0		31		80		51		.58032 54		12		12				
TOTALS		RPI 1-25		RPI 26-50				W-L RECORDS		RPI 51-100				RPI 101-150				RPI 150+					
10-9-0		0-2-0		1-2-0				OVERALL		1-2-0				1-2-0				7-1-0					
7-3-0		0-1-0		0-2-0				HOME		1-0-0				1-0-0				5-0-0					
3-6-0		0-1-0		1-0-0				AWAY		0-2-0				0-2-0				2-1-0					
0-0-0		0-0-0		0-0-0				NEUTRAL		0-0-0				0-0-0				0-0-0					
4-3-0		0-2-0		0-0-0				NON-CONFERENCE		0-1-0				1-0-0				3-0-0					
3-1-0		0-1-0		0-0-0				HOME		0-0-0				1-0-0				2-0-0					
1-2-0		0-1-0		0-0-				AWAY		0-1-0				0-0-0				1-0-0					
0-0-0		0-0-0		0-0-0				NEUTRAL		0-0-0				0-0-0				0-0-0					
6-6-0		0-0-0		1-2-0				CONFERENCE		1-1-0				0-2-0				4-1-0					
4-2-0		0-0-0		0-2-0				HOME		1-0-0				0-0-0				3-0-0					
2-4-0		0-0-0		1-0-0				AWAY		0-1-0				0-2-0				1-1-0					
0-0-0		0-0-0		0-0-0				NEUTRAL		0-0-0				0-0-0				0-0-0					
RPI	S	Opponent		Score		RPI	S	Opponent		Score		RPI	S	Opponent		Score		RPI	S	Opponent		Score	
10	H	Texas A&M		1	2	30	A	UCF		2	1	51	A	Memphis		0	1	108	A	UTEP		0	1
13	A	Oklahoma St.		0	4	30	H	UCF		1	2	59	A	TCU		1	2	118	H	McNeese St.		4	2
						40	H	East Carolina		0	2	64	H	Colorado Col.		2	1	149	A	UAB		2	5
																		159	H	SMU		2	1
																		162	H	UTSA		5	1
																		167	H	Tulsa		2	1
																		173	A	Oklahoma		1	0
																		186	A	Houston		0	1
																		191	H	Marshall		3	1
																		221	H	Sam Houston St.		2	0
																		254	A	Southern Miss.		4	0
LAST 10 GAMES																							
						30	H	UCF		1	2	30	A	UCF		2	1						
						186	A	Houston		0	1	51	A	Memphis		0	1						
						108	A	UTEP		0	1	149	A	UAB		2	5						
						64	H	Colorado Col.		2	1	167	H	Tulsa		2	1						
						254	A	Southern Miss.		4	0	159	H	SMU		2	1						

Non-Div. I Games:

Rice

Average RPI Win:		181	WON-LOST RECORD		WINNING PCT. RANK		LAST 10 GAMES		STRENGTH OF SCHEDULE		OPP. STRENGTH OF SCHEDULE		TEAM RPI		ADJ RPI		CONF. RPI		ADJ CONF. RPI				
DIV. I ONLY			13-8-2		.6087 86		6-2-2		101		119		79		.54477 81		16		16				
DIV. I NON-CONF.			3-6-0		.33333 229		0-1-0		76		48		153		.494 150		15		15				
TOTALS		RPI 1-25		RPI 26-50		W-L RECORDS		RPI 51-100		RPI 101-150		RPI 150+											
13-8-2		0-1-0		0-2-1		OVERALL		3-3-0		2-2-0		8-0-1											
6-2-1		0-0-0		0-0-0		HOME		2-1-0		0-1-0		4-0-1											
5-6-0		0-1-0		0-2-0		AWAY		1-2-0		1-1-0		3-0-0											
2-0-1		0-0-0		0-0-1		NEUTRAL		0-0-0		1-0-0		1-0-0											
3-6-0		0-1-0		0-1-0		NON-CONFERENCE		1-3-0		0-1-0		2-0-0											
2-1-0		0-0-0		0-0-0		HOME		1-1-0		0-0-0		1-0-0											
0-5-0		0-1-0		0-0-		AWAY		0-2-0		0-1-0		0-0-0											
1-0-0		0-0-0		0-0-0		NEUTRAL		0-0-0		0-0-0		1-0-0											
10-2-2		0-0-0		0-1-1		CONFERENCE		2-0-0		2-1-0		6-0-1											
4-1-1		0-0-0		0-0-0		HOME		1-0-0		0-1-0		3-0-1											
5-1-0		0-0-0		0-1-0		AWAY		1-0-0		1-0-0		3-0-0											
1-0-1		0-0-0		0-0-1		NEUTRAL		0-0-0		1-0-0		0-0-0											
RPI	S	Opponent		Score		RPI	S	Opponent		Score		RPI	S	Opponent		Score							
1	A	North Carolina		0	5	40	A	East Carolina		0	1	52	H	South Carolina		1	0	110	H	Samford		1	2
						43	A	UNC Greensboro		0	2	73	A	Tennessee		0	3	110	N	Samford		1	0
						43	N	UNC Greensboro		0	0	84	A	Davidson		2	1	113	A	Col. of Charleston		1	0
												88	H	Furman		1	0	132	A	North Carolina St.		0	2
												89	A	Yale		1	3	156	H	Butler		1	0
												90	H	Belmont		1	2	176	H	Elon		2	1
																		176	H	Elon		1	1
																		220	A	Appalachian St.		3	2
																		240	H	Wofford		1	0
																		250	A	Ga. Southern		2	1
																		273	H	Chattanooga		2	0
																		292	N	Sacred Heart		2	1
																		298	A	Citadel		6	0
LAST 10 GAMES																							
		1	A	North Carolina		0	5			110	H	Samford		1	2								
		43	N	UNC Greensboro		0	0			273	H	Chattanooga		2	0								
		110	N	Samford		1	0			84	A	Davidson		2	1								
		176	H	Elon		1	1			250	A	Ga. Southern		2	1								
		220	A	Appalachian St.		3	2			176	H	Elon		2	1								

Non-Div. I Games:

Western Caro.

Average RPI Win: 137		WON-LOST RECORD		WINNING PCT. RANK		LAST 10 GAMES		STRENGTH OF SCHEDULE		OPP. STRENGTH OF SCHEDULE		TEAM RPI		ADJ RPI		CONF. RPI		ADJ CONF. RPI	
DIV. I ONLY		10-9-1		.525 137		5-5-0		70		61		86		.5444 82		4		4	
DIV. I NON-CONF.		4-4-1		.5 148		0-0-0		134		128		137		.50081 138		4		4	
TOTALS		RPI 1-25		RPI 26-50		W-L RECORDS		RPI 51-100		RPI 101-150		RPI 150+							
10-9-1		2-5-0		1-0-0		OVERALL		0-2-0		2-1-0		5-1-1							
8-2-1		2-1-0		1-0-0		HOME		0-0-0		2-1-0		3-0-1							
2-6-0		0-3-0		0-0-0		AWAY		0-2-0		0-0-0		2-1-0							
0-1-0		0-1-0		0-0-0		NEUTRAL		0-0-0		0-0-0		0-0-0							
4-4-1		0-1-0		0-0-0		NON-CONFERENCE		0-2-0		1-1-0		3-0-1							
4-1-1		0-0-0		0-0-0		HOME		0-0-0		1-1-0		3-0-1							
0-3-0		0-1-0		0-0-		AWAY		0-2-0		0-0-0		0-0-0							
0-0-0		0-0-0		0-0-0		NEUTRAL		0-0-0		0-0-0		0-0-0							
6-5-0		2-4-0		1-0-0		CONFERENCE		0-0-0		1-0-0		2-1-0							
4-1-0		2-1-0		1-0-0		HOME		0-0-0		1-0-0		0-0-0							
2-3-0		0-2-0		0-0-0		AWAY		0-0-0		0-0-0		2-1-0							
0-1-0		0-1-0		0-0-0		NEUTRAL		0-0-0		0-0-0		0-0-0							
RPI	S	Opponent		Score		RPI	S	Opponent		Score		RPI	S	Opponent		Score			
8	A	Florida		1	6	27	H	Kansas		2	1	63	A	Northwestern		3	4		
10	A	Texas A&M		0	2							76	A	St. Louis		0	1		
13	A	Oklahoma St.		1	2									Texas Tech		3	0		
18	H	Missouri		3	2									UAB		3	0		
19	H	Texas		2	1									UC Riverside		0	1		
20	H	Colorado		1	2									Baylor		0	1		
20	N	Colorado		0	1									Oklahoma		1	0		
														Stephen F. Austin		2	1		
														Iowa St.		3	1		
														Oakland		3	2		
														Drake		0	0		
														North Dakota St.		3	0		
LAST 10 GAMES																			
						20	N	Colorado		0	1	20	H	Colorado		1	2		
						197	A	Iowa St.		3	1	10	A	Texas A&M		0	2		
						13	A	Oklahoma St.		1	2	154	A	Baylor		0	1		
						173	A	Oklahoma		1	0	19	H	Texas		2	1		
						119	H	Texas Tech		3	0	18	H	Missouri		3	2		

Non-Div. I Games:

Nebraska

Average RPI Win:	154	WON-LOST RECORD	WINNING PCT. RANK	LAST 10 GAMES	STRENGTH OF SCHEDULE	OPP. STRENGTH OF SCHEDULE	TEAM RPI	ADJ RPI	CONF. RPI	ADJ CONF. RPI						
DIV. I ONLY		8-6-5	.55263	121	4-5-1	83	91	87	.54397	83	7	6				
DIV. I NON-CONF.		4-1-2	.71429	52	0-0-0	58	132	41	.59064	43	6	6				
<hr/>																
TOTALS	RPI 1-25	RPI 26-50		W-L RECORDS		RPI 51-100		RPI 101-150		RPI 150+						
8-6-5	1-0-0	0-1-2		OVERALL		1-4-2		0-1-0		6-0-1						
5-2-3	1-0-0	0-1-2		HOME		1-1-1		0-0-0		3-0-0						
2-4-2	0-0-0	0-0-0		AWAY		0-3-1		0-1-0		2-0-1						
1-0-0	0-0-0	0-0-0		NEUTRAL		0-0-0		0-0-0		1-0-0						
<hr/>																
4-1-2	0-0-0	0-0-1		NON-CONFERENCE		1-1-1		0-0-0		3-0-0						
2-0-2	0-0-0	0-0-1		HOME		1-0-1		0-0-0		1-0-0						
1-1-0	0-0-0	0-0-		AWAY		0-1-0		0-0-0		1-0-0						
1-0-0	0-0-0	0-0-0		NEUTRAL		0-0-0		0-0-0		1-0-0						
<hr/>																
4-5-3	1-0-0	0-1-1		CONFERENCE		0-3-1		0-1-0		3-0-1						
3-2-1	1-0-0	0-1-1		HOME		0-1-0		0-0-0		2-0-0						
1-3-2	0-0-0	0-0-0		AWAY		0-2-1		0-1-0		1-0-1						
0-0-0	0-0-0	0-0-0		NEUTRAL		0-0-0		0-0-0		0-0-0						
<hr/>																
RPI	S	Opponent	Score	RPI	S	Opponent	Score	RPI	S	Opponent	Score					
25	H	Rutgers	1 0	31	H	West Virginia	0 0	56	A	Connecticut	1 1	147	A	Pittsburgh	0 1	
				33	H	Princeton	1 1	60	H	Columbia	0 0	152	H	South Fla.	1 0	
				41	H	Marquette	1 2	68	H	Fairfield	1 0	160	H	Seton Hall	2 0	
								71	A	Georgetown	0 1	170	A	Providence	2 1	
								78	H	Cincinnati	0 1	184	A	Delaware	1 0	
								89	A	Yale	0 1	190	A	Syracuse	0 0	
								92	A	Villanova	0 3	227	H	Quinnipiac	1 0	
												246	N	Towson	1 0	
<hr/>																
LAST 10 GAMES																
				78	H	Cincinnati	0 1	25	H	Rutgers	1 0					
				56	A	Connecticut	1 1	152	H	South Fla.	1 0					
				170	A	Providence	2 1	41	H	Marquette	1 2					
				71	A	Georgetown	0 1	92	A	Villanova	0 3					
				160	H	Seton Hall	2 0	147	A	Pittsburgh	0 1					

Non-Div. I Games:

St. John's (N.Y.)

Average RPI Win: 180		WON-LOST RECORD	WINNING PCT. RANK		LAST 10 GAMES		STRENGTH OF SCHEDULE		OPP. STRENGTH OF SCHEDULE		TEAM RPI	ADJ RPI	CONF. RPI	ADJ CONF. RPI
Average RPI Loss: 71			10-6-3	.60526 90	6-4-0	95	133	84	.54335 84	16	16			
DIV. I ONLY		2-2-3	.5 148	0-0-0	48	63	86	.55107 86	15	15				
DIV. I NON-CONF.														
TOTALS		RPI 1-25	RPI 26-50		W-L RECORDS		RPI 51-100		RPI 101-150		RPI 150+			
10-6-3	0-0-0		1-2-0		OVERALL		1-3-1		2-1-1		6-0-1			
5-3-2	0-0-0		1-0-0		HOME		0-3-0		1-0-1		3-0-1			
5-3-0	0-0-0		0-2-0		AWAY		1-0-0		1-1-0		3-0-0			
0-0-1	0-0-0		0-0-0		NEUTRAL		0-0-1		0-0-0		0-0-0			
2-2-3	0-0-0		1-1-0		NON-CONFERENCE		0-1-1		1-0-1		0-0-1			
1-1-2	0-0-0		1-0-0		HOME		0-1-0		0-0-1		0-0-1			
1-1-0	0-0-0		0-0-		AWAY		0-0-0		1-0-0		0-0-0			
0-0-1	0-0-0		0-0-0		NEUTRAL		0-0-1		0-0-0		0-0-0			
8-4-0	0-0-0		0-1-0		CONFERENCE		1-2-0		1-1-0		6-0-0			
4-2-0	0-0-0		0-0-0		HOME		0-2-0		1-0-0		3-0-0			
4-2-0	0-0-0		0-1-0		AWAY		1-0-0		0-1-0		3-0-0			
0-0-0	0-0-0		0-0-0		NEUTRAL		0-0-0		0-0-0		0-0-0			
RPI S	Opponent	Score	RPI S	Opponent	Score	RPI S	Opponent	Score	RPI S	Opponent	Score			
			29 H	Virginia Tech	2 1	66 H	UNC Wilmington	0 2	110 H	Samford	3 0			
			34 A	Harvard	1 2	77 N	Kennesaw St.	1 1	113 A	Col. of Charleston	0 1			
			43 A	UNC Greensboro	0 1	81 H	Western Caro.	1 2	117 A	Mercer	1 0			
						88 A	Furman	3 2	139 H	Richmond	1 1			
						88 H	Furman	0 1	176 A	Elon	1 0			
									220 H	Appalachian St.	4 0			
									230 H	Lehigh	2 2			
									240 A	Wofford	1 0			
									250 A	Ga. Southern	2 1			
									273 H	Chattanooga	5 0			
									298 H	Citadel	7 0			
LAST 10 GAMES														
			88 H	Furman	0 1	220 H	Appalachian St.	4 0						
			250 A	Ga. Southern	2 1	298 H	Citadel	7 0						
			43 A	UNC Greensboro	0 1	113 A	Col. of Charleston	0 1						
			176 A	Elon	1 0	273 H	Chattanooga	5 0						
			81 H	Western Caro.	1 2	110 H	Samford	3 0						

Non-Div. I Games:

Davidson

Average RPI Win:		214	WON-LOST RECORD		WINNING PCT. RANK		LAST 10 GAMES		STRENGTH OF SCHEDULE		OPP. STRENGTH OF SCHEDULE		TEAM RPI	ADJ RPI		CONF. RPI	ADJ CONF. RPI
Average RPI Loss:		124															
DIV. I ONLY			15-5-1		.7381 31		7-2-1		185		222		83	.54246 85		29	29
DIV. I NON-CONF.			6-4-1		.59091 114		2-1-1		88		116		94	.54375 93		27	27
TOTALS		RPI 1-25		RPI 26-50		W-L RECORDS		RPI 51-100		RPI 101-150		RPI 150+					
15-5-1		1-2-0		0-0-1		OVERALL		0-0-0		2-1-0		12-2-0					
6-2-0		0-1-0		0-0-0		HOME		0-0-0		1-0-0		5-1-0					
6-3-1		0-1-0		0-0-1		AWAY		0-0-0		1-1-0		5-1-0					
3-0-0		1-0-0		0-0-0		NEUTRAL		0-0-0		0-0-0		2-0-0					
6-4-1		1-2-0		0-0-1		NON-CONFERENCE		0-0-0		2-1-0		3-1-0					
2-2-0		0-1-0		0-0-0		HOME		0-0-0		1-0-0		1-1-0					
3-2-1		0-1-0		0-1-		AWAY		0-0-0		1-1-0		2-0-0					
1-0-0		1-0-0		0-0-0		NEUTRAL		0-0-0		0-0-0		0-0-0					
9-1-0		0-0-0		0-0-0		CONFERENCE		0-0-0		0-0-0		9-1-0					
4-0-0		0-0-0		0-0-0		HOME		0-0-0		0-0-0		4-0-0					
3-1-0		0-0-0		0-0-0		AWAY		0-0-0		0-0-0		3-1-0					
2-0-0		0-0-0		0-0-0		NEUTRAL		0-0-0		0-0-0		2-0-0					
RPI	S	Opponent		Score		RPI	S	Opponent		Score		RPI	S	Opponent		Score	
17	A	Minnesota		0	2	32	A	Michigan St.		1	1	116	A	Creighton		2	3
17	H	Minnesota		0	2							126	A	Iowa		2	1
20	N	Colorado		1	0							146	H	Seattle		1	0
												163	A	IUPUI		1	0
												163	N	IUPUI		2	1
												197	H	Iowa St.		2	1
												199	A	Oakland		1	2
												199	N	Oakland		1	0
												217	A	Drake		1	0
												251	H	Oral Roberts		2	0
												262	H	Southern Utah		1	0
												269	H	Western Ill.		3	0
												271	H	Eastern Wash.		1	2
												287	A	North Dakota St.		2	0
												300	A	UNI		4	1
												301	H	Centenary (La.)		5	0
												308	A	IPFW		1	0
LAST 10 GAMES																	
17	A	Minnesota		0	2	199	A	Oakland		1	2						
20	N	Colorado		1	0	287	A	North Dakota St.		2	0						
199	N	Oakland		1	0	146	H	Seattle		1	0						
163	N	IUPUI		2	1	251	H	Oral Roberts		2	0						
32	A	Michigan St.		1	1	301	H	Centenary (La.)		5	0						

Non-Div. I Games:

South Dakota St.

Average RPI Win:	234	WON-LOST	WINNING	LAST 10	STRENGTH OF	OPP. STRENGTH	TEAM	ADJ	CONF.	ADJ CONF.	
Average RPI Loss:	132	RECORD	PCT. RANK	GAMES	SCHEDULE	OF SCHEDULE	RPI	RPI	RPI	RPI	
DIV. I ONLY	16-4-1	.78571	15	9-1-0	215	277	81	.54146	86	26	26
DIV. I NON-CONF.	6-3-1	.65	80	0-0-0	185	254	127	.51036	126	28	28
TOTALS	RPI 1-25	RPI 26-50	W-L RECORDS	RPI 51-100	RPI 101-150	RPI 150+					
16-4-1	0-0-0	0-0-0	OVERALL	0-1-1	3-2-0	13-1-0					
9-0-0	0-0-0	0-0-0	HOME	0-0-0	2-0-0	7-0-0					
6-3-1	0-0-0	0-0-0	AWAY	0-1-1	1-1-0	5-1-0					
1-1-0	0-0-0	0-0-0	NEUTRAL	0-0-0	0-1-0	1-0-0					
6-3-1	0-0-0	0-0-0	NON-CONFERENCE	0-1-1	1-1-0	5-1-0					
4-0-0	0-0-0	0-0-0	HOME	0-0-0	0-0-0	4-0-0					
2-3-1	0-0-0	0-0-	AWAY	0-1-1	1-1-0	1-1-0					
0-0-0	0-0-0	0-0-0	NEUTRAL	0-0-0	0-0-0	0-0-0					
10-1-0	0-0-0	0-0-0	CONFERENCE	0-0-0	2-1-0	8-0-0					
5-0-0	0-0-0	0-0-0	HOME	0-0-0	2-0-0	3-0-0					
4-0-0	0-0-0	0-0-0	AWAY	0-0-0	0-0-0	4-0-0					
1-1-0	0-0-0	0-0-0	NEUTRAL	0-0-0	0-1-0	1-0-0					
RPI S	Opponent	Score	RPI S	Opponent	Score	RPI S	Opponent	Score	RPI S	Opponent	Score
						60 A	Columbia	0 4	102 H	Central Conn. St.	1 0
						64 A	Colorado Col.	0 0	102 N	Central Conn. St.	0 1
									114 A	Siena	0 3
									134 A	Stony Brook	1 0
									148 H	Monmouth	3 1
									192 A	St. Francis (Pa.)	3 2
									198 H	Charleston So.	3 1
									227 H	Quinnipiac	1 0
									232 H	American	2 0
									238 A	Fairleigh Dickinson	3 1
									238 N	Fairleigh Dickinson	3 0
									252 A	Air Force	0 1
									258 H	Binghamton-SUNY	1 0
									268 A	Robert Morris	2 1
									292 A	Sacred Heart	2 1
									295 H	Wagner	3 0
									306 H	Mt. St. Mary's	7 0
									307 H	Delaware St.	5 1
									309 A	Lafayette	1 0
			LAST 10 GAMES								
			102 N	Central Conn. St.	0 1	192 A	St. Francis (Pa.)	3 2			
			238 N	Fairleigh Dickinson	3 0	102 H	Central Conn. St.	1 0			
			148 H	Monmouth	3 1	227 H	Quinnipiac	1 0			
			306 H	Mt. St. Mary's	7 0	238 A	Fairleigh Dickinson	3 1			
			268 A	Robert Morris	2 1	292 A	Sacred Heart	2 1			

Non-Div. I Games:

Long Island

Average RPI Win: 225		WON-LOST	WINNING	LAST 10	STRENGTH OF		OPP. STRENGTH	TEAM	ADJ		CONF.	ADJ CONF.			
Average RPI Loss: 67		RECORD	PCT. RANK	GAMES	SCHEDULE		OF SCHEDULE	RPI	RPI		RPI	RPI			
DIV. I ONLY		13-2-6	.7619	21	6-1-3		208	234	85	.53913	87	20	20		
DIV. I NON-CONF.		6-1-2	.77778	32	1-1-0		177	203	85	.55194	85	25	25		
TOTALS		RPI 1-25	RPI 26-50		W-L RECORDS		RPI 51-100		RPI 101-150		RPI 150+				
13-2-6		0-1-0	0-0-0		OVERALL		1-0-1		1-1-0		11-0-5				
4-1-3		0-0-0	0-0-0		HOME		1-0-1		0-1-0		3-0-2				
5-1-3		0-1-0	0-0-0		AWAY		0-0-0		0-0-0		5-0-3				
4-0-0		0-0-0	0-0-0		NEUTRAL		0-0-0		1-0-0		3-0-0				
6-1-2		0-1-0	0-0-0		NON-CONFERENCE		1-0-1		0-0-0		5-0-1				
3-0-1		0-0-0	0-0-0		HOME		1-0-1		0-0-0		2-0-0				
2-1-1		0-1-0	0-0-		AWAY		0-0-0		0-0-0		2-0-1				
1-0-0		0-0-0	0-0-0		NEUTRAL		0-0-0		0-0-0		1-0-0				
7-1-4		0-0-0	0-0-0		CONFERENCE		0-0-0		1-1-0		6-0-4				
1-1-2		0-0-0	0-0-0		HOME		0-0-0		0-1-0		1-0-2				
3-0-2		0-0-0	0-0-0		AWAY		0-0-0		0-0-0		3-0-2				
3-0-0		0-0-0	0-0-0		NEUTRAL		0-0-0		1-0-0		2-0-0				
RPI S	Opponent	Score		RPI S	Opponent	Score		RPI S	Opponent	Score		RPI S	Opponent	Score	
9 A	Duke	1	5					55 H	Old Dominion	2	1	124 H	Coastal Caro.	0	1
								99 H	Evansville	2	2	124 N	Coastal Caro.	2	1
												188 H	High Point	0	0
												191 A	Marshall	2	2
												198 A	Charleston So.	1	1
												200 H	Longwood	2	1
												209 A	VMI	4	1
												209 N	VMI	2	1
												218 H	Eastern Ky.	3	0
												249 H	Liberty	3	1
												255 A	UNC Asheville	3	2
												255 N	UNC Asheville	2	1
												257 A	Winthrop	2	1
												263 H	Presbyterian	0	0
												280 A	Gardner-Webb	0	0
												285 A	S.C. Upstate	2	0
												299 A	Howard	4	0
												306 N	Mt. St. Mary's	3	0
LAST 10 GAMES															
9 A	Duke	1	5	255 A	UNC Asheville	3	2								
124 N	Coastal Caro.	2	1	257 A	Winthrop	2	1								
209 N	VMI	2	1	280 A	Gardner-Webb	0	0								
255 N	UNC Asheville	2	1	188 H	High Point	0	0								
285 A	S.C. Upstate	2	0	198 A	Charleston So.	1	1								

Non-Div. I Games: Concord 5 1

Radford

Average RPI Win: 208		WON-LOST	WINNING	LAST 10	STRENGTH OF		OPP. STRENGTH	TEAM	ADJ		CONF.	ADJ CONF.
Average RPI Loss: 75		RECORD	PCT. RANK	GAMES	SCHEDULE		OF SCHEDULE	RPI	RPI		RPI	RPI
DIV. I ONLY		14-6-2	.68182	50	6-3-1		165	143	89		.53826	88
DIV. I NON-CONF.		6-2-1	.72222	46	0-0-0		210	136	100		.53249	100
TOTALS		RPI 1-25	RPI 26-50		W-L RECORDS		RPI 51-100		RPI 101-150		RPI 150+	
14-6-2		0-0-0	0-1-1		OVERALL		1-4-0		3-1-0		10-0-1	
6-2-1		0-0-0	0-1-0		HOME		0-1-0		2-0-0		4-0-1	
6-3-0		0-0-0	0-0-0		AWAY		1-2-0		1-1-0		4-0-0	
2-1-1		0-0-0	0-0-1		NEUTRAL		0-1-0		0-0-0		2-0-0	
6-2-1		0-0-0	0-0-0		NON-CONFERENCE		0-2-0		2-0-0		4-0-1	
3-0-1		0-0-0	0-0-0		HOME		0-0-0		2-0-0		1-0-1	
1-1-0		0-0-0	0-0-		AWAY		0-1-0		0-0-0		1-0-0	
2-1-0		0-0-0	0-0-0		NEUTRAL		0-1-0		0-0-0		2-0-0	
8-4-1		0-0-0	0-1-1		CONFERENCE		1-2-0		1-1-0		6-0-0	
3-2-0		0-0-0	0-1-0		HOME		0-1-0		0-0-0		3-0-0	
5-2-0		0-0-0	0-0-0		AWAY		1-1-0		1-1-0		3-0-0	
0-0-1		0-0-0	0-0-1		NEUTRAL		0-0-0		0-0-0		0-0-0	
RPI S	Opponent	Score	RPI S	Opponent	Score	RPI S	Opponent	Score	RPI S	Opponent	Score	
			43 H	UNC Greensboro	2 3	52 A	South Carolina	1 2	110 A	Samford	0 3	
			43 N	UNC Greensboro	0 0	77 N	Kennesaw St.	1 3	113 A	Col. of Charleston	2 1	
						81 A	Western Caro.	0 1	124 H	Coastal Caro.	2 0	
						84 A	Davidson	1 0	133 H	Clemson	2 1	
						84 H	Davidson	2 3	164 H	Canisius	1 1	
									176 H	Elon	1 0	
									195 N	Francis Marion	2 1	
									220 A	Appalachian St.	1 0	
									240 A	Wofford	1 0	
									250 H	Ga. Southern	4 3	
									255 H	UNC Asheville	2 1	
									263 N	Presbyterian	1 0	
									273 H	Chattanooga	2 0	
									285 A	S.C. Upstate	1 0	
									298 A	Citadel	5 0	
LAST 10 GAMES												
			43 N	UNC Greensboro	0 0	43 H	UNC Greensboro	2 3				
			84 A	Davidson	1 0	176 H	Elon	1 0				
			240 A	Wofford	1 0	273 H	Chattanooga	2 0				
			298 A	Citadel	5 0	110 A	Samford	0 3				
			113 A	Col. of Charleston	2 1	81 A	Western Caro.	0 1				

Non-Div. I Games:

Furman

Average RPI Win: 170		WON-LOST RECORD	WINNING PCT. RANK	LAST 10 GAMES	STRENGTH OF SCHEDULE	OPP. STRENGTH OF SCHEDULE	TEAM RPI	ADJ RPI	CONF. RPI	ADJ CONF. RPI	
Average RPI Loss: 47											
DIV. I ONLY		8-7-2	.52941 129	4-4-2	80	70	92	.53773 89	8	8	
DIV. I NON-CONF.		6-3-1	.65 80	2-0-1	102	61	76	.55917 76	8	8	
<hr/>											
TOTALS		RPI 1-25	RPI 26-50		W-L RECORDS		RPI 51-100		RPI 101-150		RPI 150+
8-7-2		0-1-0	0-2-0		OVERALL		3-4-1		1-0-1		4-0-0
6-2-1		0-0-0	0-1-0		HOME		2-1-0		1-0-1		3-0-0
2-4-1		0-0-0	0-1-0		AWAY		1-3-1		0-0-0		1-0-0
0-1-0		0-1-0	0-0-0		NEUTRAL		0-0-0		0-0-0		0-0-0
6-3-1		0-1-0	0-0-0		NON-CONFERENCE		2-2-1		1-0-0		3-0-0
6-0-0		0-0-0	0-0-0		HOME		2-0-0		1-0-0		3-0-0
0-2-1		0-0-0	0-0-		AWAY		0-2-1		0-0-0		0-0-0
0-1-0		0-1-0	0-0-0		NEUTRAL		0-0-0		0-0-0		0-0-0
2-4-1		0-0-0	0-2-0		CONFERENCE		1-2-0		0-0-1		1-0-0
0-2-1		0-0-0	0-1-0		HOME		0-1-0		0-0-1		0-0-0
2-2-0		0-0-0	0-1-0		AWAY		1-1-0		0-0-0		1-0-0
0-0-0		0-0-0	0-0-0		NEUTRAL		0-0-0		0-0-0		0-0-0
RPI S	Opponent	Score	RPI S	Opponent	Score	RPI S	Opponent	Score	RPI S	Opponent	Score
3 N	Stanford	1 4	33 H	Princeton	0 1	56 A	Connecticut	1 2	102 H	Central Conn. St.	3 2
			34 A	Harvard	1 3	60 H	Columbia	1 2	107 H	Penn	0 0
						68 A	Fairfield	2 3	184 H	Delaware	3 0
						74 A	Brown	1 2	259 A	Cornell	3 1
						81 H	Western Caro.	3 1	261 H	Bryant	2 0
						83 H	St. John's (N.Y.)	1 0	292 H	Sacred Heart	6 0
						96 A	Santa Clara	0 0			
						98 A	Dartmouth	2 0			
<hr/>											
LAST 10 GAMES											
			74 A	Brown	1 2	98 A	Dartmouth	2 0			
			60 H	Columbia	1 2	34 A	Harvard	1 3			
			102 H	Central Conn. St.	3 2	261 H	Bryant	2 0			
			107 H	Penn	0 0	33 H	Princeton	0 1			
			259 A	Cornell	3 1	96 A	Santa Clara	0 0			

Non-Div. I Games:

Yale

Average RPI Win: 222		WON-LOST RECORD	WINNING PCT. RANK	LAST 10 GAMES	STRENGTH OF SCHEDULE	OPP. STRENGTH OF SCHEDULE	TEAM RPI	ADJ RPI	CONF. RPI	ADJ CONF. RPI					
Average RPI Loss: 110															
DIV. I ONLY		13-7-3	.63043	74	5-3-2	110	212	91	.53736	90	18	18			
DIV. I NON-CONF.		6-4-0	.6	108	1-1-0	60	205	83	.55358	84	18	18			
<hr/>															
TOTALS		RPI 1-25		RPI 26-50		W-L RECORDS		RPI 51-100		RPI 101-150		RPI 150+			
13-7-3		0-0-0		0-1-0		OVERALL		1-2-2		0-2-1		12-2-0			
3-1-1		0-0-0		0-0-0		HOME		0-0-1		0-1-0		3-0-0			
7-5-1		0-0-0		0-1-0		AWAY		1-1-1		0-1-0		6-2-0			
3-1-1		0-0-0		0-0-0		NEUTRAL		0-1-0		0-0-1		3-0-0			
6-4-0		0-0-0		0-1-0		NON-CONFERENCE		1-2-0		0-1-0		5-0-0			
1-0-0		0-0-0		0-0-0		HOME		0-0-0		0-0-0		1-0-0			
4-3-0		0-0-0		0-0-		AWAY		1-1-0		0-1-0		3-0-0			
1-1-0		0-0-0		0-0-0		NEUTRAL		0-1-0		0-0-0		1-0-0			
7-3-3		0-0-0		0-0-0		CONFERENCE		0-0-2		0-1-1		7-2-0			
2-1-1		0-0-0		0-0-0		HOME		0-0-1		0-1-0		2-0-0			
3-2-1		0-0-0		0-0-0		AWAY		0-0-1		0-0-0		3-2-0			
2-0-1		0-0-0		0-0-0		NEUTRAL		0-0-0		0-0-1		2-0-0			
RPI	S	Opponent	Score	RPI	S	Opponent	Score	RPI	S	Opponent	Score				
				47	A	Auburn	0 2	54	N	Western Ky.	0 2	104	A	Vanderbilt	0 1
								77	A	Kennesaw St.	3 3	117	H	Mercer	0 1
								77	H	Kennesaw St.	0 0	117	N	Mercer	0 0
								81	A	Western Caro.	2 1	158	A	Fla. Gulf Coast	0 1
								99	A	Evansville	0 1	175	A	Middle Tenn.	1 0
												179	A	Murray St.	2 1
												187	H	Jacksonville	3 2
												193	A	East Tenn. St.	0 1
												203	A	Tenn.-Martin	1 0
												210	A	Stetson	2 1
												210	N	Stetson	2 0
												243	N	Campbell	2 1
												253	H	North Fla.	4 0
												276	N	La.-Monroe	3 2
												285	A	S.C. Upstate	1 0
												290	H	Austin Peay	2 1
												291	A	Lipscomb	3 2
<hr/>															
LAST 10 GAMES															
				47	A	Auburn	0 2	187	H	Jacksonville	3 2				
				117	N	Mercer	0 0	253	H	North Fla.	4 0				
				77	A	Kennesaw St.	3 3	158	A	Fla. Gulf Coast	0 1				
				210	N	Stetson	2 0	210	A	Stetson	2 1				
				290	H	Austin Peay	2 1	117	H	Mercer	0 1				

Non-Div. I Games:

Belmont

Average RPI Win:		198	WON-LOST RECORD		WINNING PCT. RANK		LAST 10 GAMES		STRENGTH OF SCHEDULE		OPP. STRENGTH OF SCHEDULE		TEAM RPI		ADJ RPI		CONF. RPI		ADJ CONF. RPI				
DIV. I ONLY			12-6-2		.65 61		6-3-1		152		109		88		.53707 91		13		13				
DIV. I NON-CONF.			3-3-1		.5 148		0-0-0		142		60		131		.50636 130		13		13				
TOTALS		RPI 1-25		RPI 26-50				W-L RECORDS		RPI 51-100				RPI 101-150				RPI 150+					
12-6-2		0-2-0		0-2-0				OVERALL		1-0-0				1-1-1				10-1-1					
7-1-0		0-0-0		0-0-0				HOME		1-0-0				1-0-0				5-1-0					
4-3-2		0-1-0		0-1-0				AWAY		0-0-0				0-1-1				4-0-1					
1-2-0		0-1-0		0-1-0				NEUTRAL		0-0-0				0-0-0				1-0-0					
3-3-1		0-2-0		0-0-0				NON-CONFERENCE		0-0-0				0-1-0				3-0-1					
3-0-0		0-0-0		0-0-0				HOME		0-0-0				0-0-0				3-0-0					
0-2-1		0-1-0		0-0-				AWAY		0-0-0				0-1-0				0-0-1					
0-1-0		0-1-0		0-0-0				NEUTRAL		0-0-0				0-0-0				0-0-0					
9-3-1		0-0-0		0-2-0				CONFERENCE		1-0-0				1-0-1				7-1-0					
4-1-0		0-0-0		0-0-0				HOME		1-0-0				1-0-0				2-1-0					
4-1-1		0-0-0		0-1-0				AWAY		0-0-0				0-0-1				4-0-0					
1-1-0		0-0-0		0-1-0				NEUTRAL		0-0-0				0-0-0				1-0-0					
RPI	S	Opponent		Score		RPI	S	Opponent		Score		RPI	S	Opponent		Score		RPI	S	Opponent		Score	
1	N	North Carolina		0	6	46	A	Dayton		2	3	76	H	St. Louis		2	0	134	A	Stony Brook		1	2
9	A	Duke		0	2	46	N	Dayton		1	2							141	H	St. Bonaventure		3	0
																		145	A	St. Joseph's		2	2
																		151	A	La Salle		2	1
																		166	H	Duquesne		0	1
																		166	N	Duquesne		1	0
																		183	A	George Washington		3	2
																		185	H	Rhode Island		1	0
																		190	A	Syracuse		0	0
																		202	H	Manhattan		4	1
																		226	H	Massachusetts		3	0
																		245	A	Xavier		3	1
																		248	A	Temple		1	0
																		272	H	Marist		2	1
																		278	H	Iona		1	0
LAST 10 GAMES																							
						46	N	Dayton		1	2	185	H	Rhode Island		1	0						
						166	N	Duquesne		1	0	248	A	Temple		1	0						
						245	A	Xavier		3	1	145	A	St. Joseph's		2	2						
						46	A	Dayton		2	3	151	A	La Salle		2	1						
						226	H	Massachusetts		3	0	166	H	Duquesne		0	1						

Non-Div. I Games:

Fordham

Average RPI Win: 172		WON-LOST	WINNING	LAST 10	STRENGTH OF		OPP. STRENGTH	TEAM	ADJ		CONF.	ADJ CONF.
Average RPI Loss: 53		RECORD	PCT. RANK	GAMES	SCHEDULE		OF SCHEDULE	RPI	RPI		RPI	RPI
DIV. I ONLY		11-7-1	.60526	90	134		81	94	.53589		92	7
DIV. I NON-CONF.		7-1-0	.875	9	223		129	65	.56849		65	6
TOTALS		RPI 1-25	RPI 26-50		W-L RECORDS		RPI 51-100		RPI 101-150		RPI 150+	
11-7-1		0-2-0	1-1-0		OVERALL		1-4-0		2-0-1		7-0-0	
7-2-0		0-1-0	0-0-0		HOME		1-1-0		1-0-0		5-0-0	
2-5-1		0-1-0	0-1-0		AWAY		0-3-0		1-0-1		1-0-0	
2-0-0		0-0-0	1-0-0		NEUTRAL		0-0-0		0-0-0		1-0-0	
7-1-0		0-0-0	1-0-0		NON-CONFERENCE		0-1-0		2-0-0		4-0-0	
3-0-0		0-0-0	0-0-0		HOME		0-0-0		1-0-0		2-0-0	
2-1-0		0-0-0	0-0-		AWAY		0-1-0		1-0-0		1-0-0	
2-0-0		0-0-0	1-0-0		NEUTRAL		0-0-0		0-0-0		1-0-0	
4-6-1		0-2-0	0-1-0		CONFERENCE		1-3-0		0-0-1		3-0-0	
4-2-0		0-1-0	0-0-0		HOME		1-1-0		0-0-0		3-0-0	
0-4-1		0-1-0	0-1-0		AWAY		0-2-0		0-0-1		0-0-0	
0-0-0		0-0-0	0-0-0		NEUTRAL		0-0-0		0-0-0		0-0-0	
RPI S	Opponent	Score	RPI S	Opponent	Score	RPI S	Opponent	Score	RPI S	Opponent	Score	
2	H Notre Dame	2 3	31	A West Virginia	1 2	69	A Louisville	0 2	107	A Penn	3 2	
25	A Rutgers	0 5	48	N Hofstra	3 2	71	H Georgetown	0 3	127	H San Diego St.	3 2	
						78	A Cincinnati	1 2	147	A Pittsburgh	0 0	
						83	H St. John's (N.Y.)	3 0	151	H La Salle	3 2	
						94	A Loyola (Md.)	1 2	160	H Seton Hall	1 0	
									190	H Syracuse	3 0	
									214	H DePaul	3 0	
									241	N New Hampshire	2 1	
									277	A Vermont	3 0	
									293	H UMBC	7 0	
LAST 10 GAMES												
			69	A Louisville	0 2		214	H DePaul	3 0			
			78	A Cincinnati	1 2		190	H Syracuse	3 0			
			31	A West Virginia	1 2		83	H St. John's (N.Y.)	3 0			
			147	A Pittsburgh	0 0		160	H Seton Hall	1 0			
			2	H Notre Dame	2 3		94	A Loyola (Md.)	1 2			

Non-Div. I Games:

Villanova

Average RPI Win: 211		WON-LOST RECORD		WINNING PCT. RANK		LAST 10 GAMES		STRENGTH OF SCHEDULE		OPP. STRENGTH OF SCHEDULE		TEAM RPI		ADJ RPI		CONF. RPI		ADJ CONF. RPI	
DIV. I ONLY		15-4-1		.775 16		7-2-1		247		177		90		.53395 93		17		17	
DIV. I NON-CONF.		6-1-0		.85714 15		0-0-0		298		130		111		.52156 111		19		19	
TOTALS		RPI 1-25		RPI 26-50		W-L RECORDS		RPI 51-100		RPI 101-150		RPI 150+							
15-4-1		0-0-0		0-1-0		OVERALL		1-1-0		0-0-0		14-2-1							
12-3-0		0-0-0		0-1-0		HOME		1-1-0		0-0-0		11-1-0							
3-1-1		0-0-0		0-0-0		AWAY		0-0-0		0-0-0		3-1-1							
0-0-0		0-0-0		0-0-0		NEUTRAL		0-0-0		0-0-0		0-0-0							
6-1-0		0-0-0		0-0-0		NON-CONFERENCE		0-0-0		0-0-0		6-1-0							
5-1-0		0-0-0		0-0-0		HOME		0-0-0		0-0-0		5-1-0							
1-0-0		0-0-0		0-0-		AWAY		0-0-0		0-0-0		1-0-0							
0-0-0		0-0-0		0-0-0		NEUTRAL		0-0-0		0-0-0		0-0-0							
9-3-1		0-0-0		0-1-0		CONFERENCE		1-1-0		0-0-0		8-1-1							
7-2-0		0-0-0		0-1-0		HOME		1-1-0		0-0-0		6-0-0							
2-1-1		0-0-0		0-0-0		AWAY		0-0-0		0-0-0		2-1-1							
0-0-0		0-0-0		0-0-0		NEUTRAL		0-0-0		0-0-0		0-0-0							
RPI	S	Opponent	Score	RPI	S	Opponent	Score	RPI	S	Opponent	Score	RPI	S	Opponent	Score				
				36	H	Denver	0 3	54	H	Western Ky.	0 1	154	A	Baylor	2 0				
								54	H	Western Ky.	4 3	162	H	UTSA	0 1				
												173	H	Oklahoma	3 2				
												175	H	Middle Tenn.	2 1				
												180	H	Fla. Atlantic	3 2				
												193	H	East Tenn. St.	4 1				
												212	H	UALR	1 0				
												215	H	Louisiana Tech	2 1				
												223	H	FIU	1 0				
												245	H	Xavier	1 0				
												247	A	Troy	2 1				
												260	A	La.-Lafayette	3 1				
												265	A	South Ala.	3 3				
												265	H	South Ala.	2 1				
												276	A	La.-Monroe	2 3				
												282	H	Lamar	2 0				
												283	H	Arkansas St.	2 0				
LAST 10 GAMES																			
				54	H	Western Ky.	0 1	283	H	Arkansas St.	2 0								
				265	H	South Ala.	2 1	212	H	UALR	1 0								
				36	H	Denver	0 3	247	A	Troy	2 1								
				54	H	Western Ky.	4 3	265	A	South Ala.	3 3								
				175	H	Middle Tenn.	2 1	223	H	FIU	1 0								

Non-Div. I Games:

North Texas

Average RPI Win:	188	WON-LOST RECORD	WINNING PCT. RANK	LAST 10 GAMES	STRENGTH OF SCHEDULE	OPP. STRENGTH OF SCHEDULE	TEAM RPI	ADJ RPI	CONF. RPI	ADJ CONF. RPI				
DIV. I ONLY		10-6-4	.6	94	7-1-2	96	195	93	.53337	94	21	21		
DIV. I NON-CONF.		2-5-2	.33333	229	0-0-0	83	90	162	.48266	162	26	26		
<hr/>														
TOTALS	RPI 1-25	RPI 26-50		W-L RECORDS		RPI 51-100		RPI 101-150		RPI 150+				
10-6-4	0-1-0	0-0-0		OVERALL		2-2-0		1-2-2		7-1-2				
6-3-0	0-0-0	0-0-0		HOME		2-1-0		0-2-0		4-0-0				
3-1-3	0-1-0	0-0-0		AWAY		0-0-0		1-0-1		2-0-2				
1-2-1	0-0-0	0-0-0		NEUTRAL		0-1-0		0-0-1		1-1-0				
<hr/>														
2-5-2	0-1-0	0-0-0		NON-CONFERENCE		1-1-0		0-2-2		1-1-0				
2-3-0	0-0-0	0-0-0		HOME		1-1-0		0-2-0		1-0-0				
0-1-1	0-1-0	0-0-		AWAY		0-0-0		0-0-1		0-0-0				
0-1-1	0-0-0	0-0-0		NEUTRAL		0-0-0		0-0-1		0-1-0				
<hr/>														
8-1-2	0-0-0	0-0-0		CONFERENCE		1-1-0		1-0-0		6-0-2				
4-0-0	0-0-0	0-0-0		HOME		1-0-0		0-0-0		3-0-0				
3-0-2	0-0-0	0-0-0		AWAY		0-0-0		1-0-0		2-0-2				
1-1-0	0-0-0	0-0-0		NEUTRAL		0-1-0		0-0-0		1-0-0				
<hr/>														
RPI	S	Opponent	Score		RPI	S	Opponent	Score		RPI	S	Opponent	Score	
12	A	Virginia	0	4						55	H	Old Dominion	2	3
										68	H	Fairfield	1	0
										68	N	Fairfield	0	3
										92	H	Villanova	2	1
										103	H	VCU	0	3
										106	H	Indiana	1	2
										114	A	Siena	2	1
										127	N	San Diego St.	3	3
										137	A	Bucknell	2	2
										151	N	La Salle	1	2
										164	H	Canisius	2	1
										164	N	Canisius	4	2
										182	H	Niagara	2	1
										202	A	Manhattan	1	1
										232	H	American	1	0
										272	A	Marist	2	0
										278	H	Iona	4	0
										302	A	Rider	0	0
										310	A	St. Peter's	4	0
<hr/>														
LAST 10 GAMES														
		68	N	Fairfield	0	3		182	H	Niagara	2	1		
		164	N	Canisius	4	2		302	A	Rider	0	0		
		114	A	Siena	2	1		202	A	Manhattan	1	1		
		272	A	Marist	2	0		310	A	St. Peter's	4	0		
		164	H	Canisius	2	1		68	H	Fairfield	1	0		

Non-Div. I Games:

Loyola (Md.)

Average RPI Win:		155	WON-LOST RECORD		WINNING PCT. RANK		LAST 10 GAMES		STRENGTH OF SCHEDULE		OPP. STRENGTH OF SCHEDULE		TEAM RPI		ADJ RPI		CONF. RPI		ADJ CONF. RPI				
DIV. I ONLY			9-9-1		.5 147		3-7-0		91		47		103		.53223 95		3		3				
DIV. I NON-CONF.			6-2-1		.72222 46		0-0-0		114		97		63		.56876 64		3		3				
TOTALS		RPI 1-25		RPI 26-50		W-L RECORDS		RPI 51-100		RPI 101-150		RPI 150+											
9-9-1		0-3-0		1-2-1		OVERALL		1-3-0		3-1-0		4-0-0											
7-3-0		0-1-0		1-0-0		HOME		0-2-0		3-0-0		3-0-0											
0-6-1		0-2-0		0-2-1		AWAY		0-1-0		0-1-0		0-0-0											
2-0-0		0-0-0		0-0-0		NEUTRAL		1-0-0		0-0-0		1-0-0											
6-2-1		0-0-0		0-2-1		NON-CONFERENCE		1-0-0		1-0-0		4-0-0											
4-0-0		0-0-0		0-0-0		HOME		0-0-0		1-0-0		3-0-0											
0-2-1		0-0-0		0-1-		AWAY		0-0-0		0-0-0		0-0-0											
2-0-0		0-0-0		0-0-0		NEUTRAL		1-0-0		0-0-0		1-0-0											
3-7-0		0-3-0		1-0-0		CONFERENCE		0-3-0		2-1-0		0-0-0											
3-3-0		0-1-0		1-0-0		HOME		0-2-0		2-0-0		0-0-0											
0-4-0		0-2-0		0-0-0		AWAY		0-1-0		0-1-0		0-0-0											
0-0-0		0-0-0		0-0-0		NEUTRAL		0-0-0		0-0-0		0-0-0											
RPI	S	Opponent		Score		RPI	S	Opponent		Score		RPI	S	Opponent		Score							
11	A	Penn St.		0 3		26	A	Milwaukee		0 3		53	H	Purdue		0 1		106	H	Indiana		1 0	
17	A	Minnesota		1 2		32	H	Michigan St.		2 0		63	H	Northwestern		0 1		112	H	Pepperdine		3 1	
22	H	Illinois		1 2		34	A	Harvard		1 1		67	A	Ohio St.		0 4		126	A	Iowa		0 3	
						49	A	Boston U.		0 1		97	N	Cal Poly		2 1		130	H	Michigan		3 1	
																		171	H	Western Mich.		3 0	
																		201	H	Green Bay		1 0	
																		270	H	Nevada		4 0	
																		277	N	Vermont		7 1	
						LAST 10 GAMES																	
						63	H	Northwestern		0 1		106	H	Indiana		1 0							
						126	A	Iowa		0 3		11	A	Penn St.		0 3							
						17	A	Minnesota		1 2		67	A	Ohio St.		0 4							
						32	H	Michigan St.		2 0		53	H	Purdue		0 1							
						130	H	Michigan		3 1		22	H	Illinois		1 2							

Non-Div. I Games:

Wisconsin

Average RPI Win:	174	WON-LOST RECORD	WINNING PCT. RANK	LAST 10 GAMES	STRENGTH OF SCHEDULE	OPP. STRENGTH OF SCHEDULE	TEAM RPI	ADJ RPI	CONF. RPI	ADJ CONF. RPI					
DIV. I ONLY		4-12-4	.3	260	1-7-2	9	30	100	.53117	96	5	7			
DIV. I NON-CONF.		3-8-2	.30769	248	0-3-0	11	15	80	.55746	79	7	7			
<hr/>															
TOTALS	RPI 1-25	RPI 26-50		W-L RECORDS		RPI 51-100		RPI 101-150		RPI 150+					
4-12-4	0-6-1	1-3-0		OVERALL		0-2-1		0-1-0		3-0-2					
1-4-4	0-2-1	0-0-0		HOME		0-2-1		0-0-0		1-0-2					
2-6-0	0-3-0	0-2-0		AWAY		0-0-0		0-1-0		2-0-0					
1-2-0	0-1-0	1-1-0		NEUTRAL		0-0-0		0-0-0		0-0-0					
<hr/>															
3-8-2	0-4-1	1-2-0		NON-CONFERENCE		0-2-1		0-0-0		2-0-0					
0-3-2	0-1-1	0-0-0		HOME		0-2-1		0-0-0		0-0-0					
2-3-0	0-2-0	0-0-		AWAY		0-0-0		0-0-0		2-0-0					
1-2-0	0-1-0	1-1-0		NEUTRAL		0-0-0		0-0-0		0-0-0					
<hr/>															
1-4-2	0-2-0	0-1-0		CONFERENCE		0-0-0		0-1-0		1-0-2					
1-1-2	0-1-0	0-0-0		HOME		0-0-0		0-0-0		1-0-2					
0-3-0	0-1-0	0-1-0		AWAY		0-0-0		0-1-0		0-0-0					
0-0-0	0-0-0	0-0-0		NEUTRAL		0-0-0		0-0-0		0-0-0					
<hr/>															
RPI	S	Opponent	Score	RPI	S	Opponent	Score	RPI	S	Opponent	Score	RPI	S	Opponent	Score
1	N	North Carolina	0 5	31	N	West Virginia	2 1	75	H	Arizona	0 2	112	A	Pepperdine	1 2
2	A	Notre Dame	0 2	43	N	UNC Greensboro	0 1	89	H	Yale	0 0	157	H	St. Mary's (Cal.)	1 1
3	H	Stanford	0 5	45	A	California	0 1	97	H	Cal Poly	1 2	172	A	Cal St. Fullerton	2 1
4	H	UCLA	0 0	50	A	Loyola Marymount	1 2					177	H	Gonzaga	0 0
5	A	Portland	0 4									225	H	San Francisco	3 0
14	A	Southern California	1 2									267	A	San Jose St.	3 0
23	H	San Diego	1 2												
<hr/>															
LAST 10 GAMES															
177 H Gonzaga 0 0								157 H St. Mary's (Cal.) 1 1							
5 A Portland 0 4								23 H San Diego 1 2							
112 A Pepperdine 1 2								75 H Arizona 0 2							
50 A Loyola Marymount 1 2								3 H Stanford 0 5							
225 H San Francisco 3 0								45 A California 0 1							

Non-Div. I Games:

Santa Clara

Average RPI Win:		139	WON-LOST RECORD		WINNING PCT. RANK		LAST 10 GAMES		STRENGTH OF SCHEDULE		OPP. STRENGTH OF SCHEDULE		TEAM RPI		ADJ RPI		CONF. RPI		ADJ CONF. RPI					
DIV. I ONLY			10-9-1		.525		137		5-4-1		99		58		98		.53116		97		10		10	
DIV. I NON-CONF.			5-6-0		.45455		187		0-1-0		106		27		124		.51436		123		10		10	
TOTALS		RPI 1-25		RPI 26-50				W-L RECORDS				RPI 51-100				RPI 101-150				RPI 150+				
10-9-1		0-2-0		0-1-0				OVERALL				1-4-1				6-2-0				3-0-0				
4-5-0		0-1-0		0-1-0				HOME				0-2-0				3-1-0				1-0-0				
6-2-0		0-0-0		0-0-0				AWAY				1-1-0				3-1-0				2-0-0				
0-2-1		0-1-0		0-0-0				NEUTRAL				0-1-1				0-0-0				0-0-0				
5-6-0		0-2-0		0-0-0				NON-CONFERENCE				1-3-0				2-1-0				2-0-0				
2-3-0		0-1-0		0-0-0				HOME				0-1-0				1-1-0				1-0-0				
3-1-0		0-0-0		0-0-				AWAY				1-1-0				1-0-0				1-0-0				
0-2-0		0-1-0		0-0-0				NEUTRAL				0-1-0				0-0-0				0-0-0				
5-3-1		0-0-0		0-1-0				CONFERENCE				0-1-1				4-1-0				1-0-0				
2-2-0		0-0-0		0-1-0				HOME				0-1-0				2-0-0				0-0-0				
3-1-0		0-0-0		0-0-0				AWAY				0-0-0				2-1-0				1-0-0				
0-0-1		0-0-0		0-0-0				NEUTRAL				0-0-1				0-0-0				0-0-0				
RPI	S	Opponent		Score		RPI	S	Opponent		Score		RPI	S	Opponent		Score		RPI	S	Opponent		Score		
3	N	Stanford		0	3	28	H	Long Beach St.		2	3	58	H	Utah		0	1	106	A	Indiana		3	1	
15	H	BYU		1	2							62	H	UC Santa Barbara		2	4	111	H	Utah St.		1	0	
												62	N	UC Santa Barbara		1	1	115	A	Pacific		2	0	
												75	A	Arizona		0	1	121	H	UC Irvine		1	0	
												95	N	Wisconsin		1	2	127	H	San Diego St.		0	1	
												96	A	Santa Clara		2	1	142	H	Cal St. Northridge		1	0	
																		144	A	UC Davis		0	1	
																		150	A	UC Riverside		4	1	
																		155	A	Fresno St.		2	1	
																		172	A	Cal St. Fullerton		3	2	
																		223	H	FIU		5	0	
LAST 10 GAMES																								
						62	N	UC Santa Barbara		1	1	62	H	UC Santa Barbara		2	4							
						28	H	Long Beach St.		2	3	142	H	Cal St. Northridge		1	0							
						121	H	UC Irvine		1	0	150	A	UC Riverside		4	1							
						144	A	UC Davis		0	1	172	A	Cal St. Fullerton		3	2							
						115	A	Pacific		2	0	58	H	Utah		0	1							

Non-Div. I Games:

Cal Poly

Average RPI Win:	211	WON-LOST RECORD	WINNING PCT. RANK	LAST 10 GAMES	STRENGTH OF SCHEDULE	OPP. STRENGTH OF SCHEDULE	TEAM RPI	ADJ RPI	CONF. RPI	ADJ CONF. RPI	
Average RPI Loss:	66										
DIV. I ONLY	8-6-2	.5625	118	4-4-2	105	125	101	.53045	98	8	8
DIV. I NON-CONF.	6-2-1	.72222	46	2-0-1	138	197	89	.54938	88	8	8
<hr/>											
TOTALS	RPI 1-25	RPI 26-50		W-L RECORDS	RPI 51-100		RPI 101-150		RPI 150+		
8-6-2	0-1-0	0-1-2		OVERALL	0-3-0		3-1-0		5-0-0		
5-2-2	0-0-0	0-0-2		HOME	0-2-0		3-0-0		2-0-0		
3-3-0	0-1-0	0-1-0		AWAY	0-1-0		0-0-0		3-0-0		
0-1-0	0-0-0	0-0-0		NEUTRAL	0-0-0		0-1-0		0-0-0		
<hr/>											
6-2-1	0-1-0	0-0-1		NON-CONFERENCE	0-0-0		2-1-0		4-0-0		
4-0-1	0-0-0	0-0-1		HOME	0-0-0		2-0-0		2-0-0		
2-1-0	0-1-0	0-0-		AWAY	0-0-0		0-0-0		2-0-0		
0-1-0	0-0-0	0-0-0		NEUTRAL	0-0-0		0-1-0		0-0-0		
<hr/>											
2-4-1	0-0-0	0-1-1		CONFERENCE	0-3-0		1-0-0		1-0-0		
1-2-1	0-0-0	0-0-1		HOME	0-2-0		1-0-0		0-0-0		
1-2-0	0-0-0	0-1-0		AWAY	0-1-0		0-0-0		1-0-0		
0-0-0	0-0-0	0-0-0		NEUTRAL	0-0-0		0-0-0		0-0-0		
<hr/>											
RPI S	Opponent	Score	RPI S	Opponent	Score	RPI S	Opponent	Score	RPI S	Opponent	Score
12 A	Virginia	1 2	33 A	Princeton	0 1	60 A	Columbia	1 3	107 H	Penn	2 0
			34 H	Harvard	1 1	74 H	Brown	0 1	129 N	Maryland	1 2
			49 H	Boston U.	1 1	89 H	Yale	0 2	135 H	Oregon St.	1 0
									148 H	Monmouth	3 0
									231 A	Maine	2 1
									241 A	New Hampshire	2 1
									259 A	Cornell	3 2
									261 H	Bryant	1 0
									303 H	Albany (N.Y.)	5 0
<hr/>											
LAST 10 GAMES											
			259 A	Cornell	3 2	89 H	Yale	0 2			
			34 H	Harvard	1 1	303 H	Albany (N.Y.)	5 0			
			60 A	Columbia	1 3	33 A	Princeton	0 1			
			107 H	Penn	2 0	49 H	Boston U.	1 1			
			261 H	Bryant	1 0	74 H	Brown	0 1			

Non-Div. I Games:

Dartmouth

Average RPI Win:		197	WON-LOST RECORD		WINNING PCT. RANK		LAST 10 GAMES		STRENGTH OF SCHEDULE		OPP. STRENGTH OF SCHEDULE		TEAM RPI		ADJ RPI		CONF. RPI		ADJ CONF. RPI	
DIV. I ONLY			13-5-2		.7 43		7-3-0		201		149		95		.52991 99		19		19	
DIV. I NON-CONF.			6-4-2		.58333 117		1-2-0		141		110		113		.52005 114		17		17	
TOTALS		RPI 1-25		RPI 26-50		W-L RECORDS		RPI 51-100		RPI 101-150		RPI 150+								
13-5-2		0-1-0		0-1-0		OVERALL		1-1-1		3-0-0		9-2-1								
9-0-0		0-0-0		0-0-0		HOME		1-0-0		2-0-0		6-0-0								
2-5-2		0-1-0		0-1-0		AWAY		0-1-1		1-0-0		1-2-1								
2-0-0		0-0-0		0-0-0		NEUTRAL		0-0-0		0-0-0		2-0-0								
6-4-2		0-1-0		0-1-0		NON-CONFERENCE		1-1-1		2-0-0		3-1-1								
6-0-0		0-0-0		0-0-0		HOME		1-0-0		2-0-0		3-0-0								
0-4-2		0-1-0		0-0-		AWAY		0-1-1		0-0-0		0-1-1								
0-0-0		0-0-0		0-0-0		NEUTRAL		0-0-0		0-0-0		0-0-0								
7-1-0		0-0-0		0-0-0		CONFERENCE		0-0-0		1-0-0		6-1-0								
3-0-0		0-0-0		0-0-0		HOME		0-0-0		0-0-0		3-0-0								
2-1-0		0-0-0		0-0-0		AWAY		0-0-0		1-0-0		1-1-0								
2-0-0		0-0-0		0-0-0		NEUTRAL		0-0-0		0-0-0		2-0-0								
RPI	S	Opponent		Score		RPI	S	Opponent		Score		RPI	S	Opponent		Score				
18	A	Missouri		0 2		29	A	Virginia Tech		2 4		67	A	Ohio St.		1 3				
												87	A	Radford		2 2				
												90	H	Belmont		1 0				
														116 A Creighton		5 2				
														131 H Kentucky		1 0				
														140 H Wright St.		5 2				
														153 A Missouri St.		3 1				
														153 N Missouri St.		3 1				
														163 A IUPUI		0 2				
														174 H Illinois St.		4 1				
														213 H Morehead St.		1 0				
														217 A Drake		0 1				
														244 H SIU Edwardsville		2 1				
														279 H Indiana St.		4 0				
														279 N Indiana St.		2 0				
														288 A Southeast Mo. St.		1 1				
														290 H Austin Peay		5 1				
														300 H UNI		3 0				
LAST 10 GAMES																				
		18 A Missouri		0 2				300 H UNI		3 0										
		279 N Indiana St.		2 0				244 H SIU Edwardsville		2 1										
		153 N Missouri St.		3 1				217 A Drake		0 1										
		163 A IUPUI		0 2				153 A Missouri St.		3 1										
		116 A Creighton		5 2				279 H Indiana St.		4 0										

Non-Div. I Games:

Evansville

Average RPI Win: 237		WON-LOST RECORD		WINNING PCT. RANK		LAST 10 GAMES		STRENGTH OF SCHEDULE		OPP. STRENGTH OF SCHEDULE		TEAM RPI		ADJ RPI		CONF. RPI		ADJ CONF. RPI					
DIV. I ONLY		12-4-4		.7 43		8-1-1		175		245		96		.52847 100		24		25					
DIV. I NON-CONF.		3-4-2		.44444 191		0-1-0		194		174		198		.45991 197		29		29					
TOTALS		RPI 1-25		RPI 26-50		W-L RECORDS		RPI 51-100		RPI 101-150		RPI 150+											
12-4-4		0-1-0		0-0-0		OVERALL		0-0-0		1-1-2		11-2-2											
6-1-1		0-0-0		0-0-0		HOME		0-0-0		0-0-0		6-1-1											
4-3-3		0-1-0		0-0-0		AWAY		0-0-0		1-1-2		3-1-1											
2-0-0		0-0-0		0-0-0		NEUTRAL		0-0-0		0-0-0		2-0-0											
3-4-2		0-1-0		0-0-0		NON-CONFERENCE		0-0-0		0-1-1		3-2-1											
2-1-1		0-0-0		0-0-0		HOME		0-0-0		0-0-0		2-1-1											
0-3-1		0-1-0		0-0-		AWAY		0-0-0		0-1-1		0-1-0											
1-0-0		0-0-0		0-0-0		NEUTRAL		0-0-0		0-0-0		1-0-0											
9-0-2		0-0-0		0-0-0		CONFERENCE		0-0-0		1-0-1		8-0-1											
4-0-0		0-0-0		0-0-0		HOME		0-0-0		0-0-0		4-0-0											
4-0-2		0-0-0		0-0-0		AWAY		0-0-0		1-0-1		3-0-1											
1-0-0		0-0-0		0-0-0		NEUTRAL		0-0-0		0-0-0		1-0-0											
RPI	S	Opponent		Score		RPI	S	Opponent		Score		RPI	S	Opponent		Score							
10	A	Texas A&M		2	5							108	A	UTEP		0	1						
												111	A	Utah St.		0	0						
												118	A	McNeese St.		2	1						
												118	A	McNeese St.		2	2						
												154	H	Baylor		0	0						
												162	A	UTSA		1	1						
												181	A	Stephen F. Austin		1	0						
												186	H	Houston		0	1						
												204	H	Southeastern La.		1	0						
												204	N	Southeastern La.		1	0						
												219	H	Houston Baptist		2	1						
												221	A	Sam Houston St.		2	1						
												229	H	Northwestern St.		1	0						
												235	A	Utah Valley		1	2						
												271	N	Eastern Wash.		2	0						
												282	A	Lamar		4	0						
												297	H	Central Ark.		7	0						
												301	H	Centenary (La.)		1	0						
												311	H	Nicholls St.		7	0						
						LAST 10 GAMES																	
						10 A Texas A&M						2	5	162 A UTSA						1	1		
						118 A McNeese St.						2	1	181 A Stephen F. Austin						1	0		
						204 N Southeastern La.						1	0	221 A Sam Houston St.						2	1		
						297 H Central Ark.						7	0	311 H Nicholls St.						7	0		
						229 H Northwestern St.						1	0	204 H Southeastern La.						1	0		

Non-Div. I Games: St. Mary's (TX) 3 0

Texas St.

Average RPI Win: 204		WON-LOST	WINNING	LAST 10	STRENGTH OF		OPP. STRENGTH	TEAM	ADJ	CONF.	ADJ CONF.
Average RPI Loss: 73		RECORD	PCT. RANK	GAMES	SCHEDULE		OF SCHEDULE	RPI	RPI	RPI	RPI
DIV. I ONLY		13-5-5	.67391	53	6-2-2		180	151	97	.52825	101
DIV. I NON-CONF.		5-2-2	.66667	72	0-0-0		282	105	155	.48759	155
TOTALS		RPI 1-25	RPI 26-50		W-L RECORDS		RPI 51-100		RPI 101-150		RPI 150+
13-5-5	0-0-0	0-2-0		OVERALL		0-2-0		2-0-2		11-1-3	
5-2-2	0-0-0	0-0-0		HOME		0-1-0		1-0-1		4-1-1	
7-3-3	0-0-0	0-2-0		AWAY		0-1-0		0-0-1		7-0-2	
1-0-0	0-0-0	0-0-0		NEUTRAL		0-0-0		1-0-0		0-0-0	
5-2-2	0-0-0	0-2-0		NON-CONFERENCE		0-0-0		0-0-1		5-0-1	
1-0-1	0-0-0	0-0-0		HOME		0-0-0		0-0-1		1-0-0	
4-2-1	0-0-0	0-0-		AWAY		0-0-0		0-0-0		4-0-1	
0-0-0	0-0-0	0-0-0		NEUTRAL		0-0-0		0-0-0		0-0-0	
8-3-3	0-0-0	0-0-0		CONFERENCE		0-2-0		2-0-1		6-1-2	
4-2-1	0-0-0	0-0-0		HOME		0-1-0		1-0-0		3-1-1	
3-1-2	0-0-0	0-0-0		AWAY		0-1-0		0-0-1		3-0-1	
1-0-0	0-0-0	0-0-0		NEUTRAL		0-0-0		1-0-0		0-0-0	
RPI S	Opponent	Score	RPI S	Opponent	Score	RPI S	Opponent	Score	RPI S	Opponent	Score
			32 A	Michigan St.	0 3	61 A	Toledo	0 1	120 A	Central Mich.	2 2
			35 A	Miami (Fla.)	0 1	61 H	Toledo	0 2	120 N	Central Mich.	2 0
									125 H	Bowling Green	2 0
									130 H	Michigan	2 2
									161 A	Detroit	0 0
									163 A	IUPUI	2 1
									169 H	Northern Ill.	2 0
									169 H	Northern Ill.	0 0
									171 H	Western Mich.	2 0
									178 H	Ball St.	0 3
									180 A	Fla. Atlantic	2 1
									189 A	Akron	3 0
									208 A	Ohio	2 1
									222 A	Kent St.	3 1
									224 H	Miami (Ohio)	5 0
									237 A	Buffalo	1 1
									279 A	Indiana St.	3 1
									294 A	Eastern Ill.	4 0
									308 H	IPFW	3 0
LAST 10 GAMES											
			61 A	Toledo	0 1	189 A	Akron	3 0			
			120 N	Central Mich.	2 0	125 H	Bowling Green	2 0			
			169 H	Northern Ill.	2 0	61 H	Toledo	0 2			
			120 A	Central Mich.	2 2	222 A	Kent St.	3 1			
			208 A	Ohio	2 1	237 A	Buffalo	1 1			

Non-Div. I Games:

Eastern Mich.

Average RPI Win:		214	WON-LOST RECORD		WINNING PCT. RANK		LAST 10 GAMES		STRENGTH OF SCHEDULE		OPP. STRENGTH OF SCHEDULE		TEAM RPI		ADJ RPI		CONF. RPI		ADJ CONF. RPI		
DIV. I ONLY			12-7-4		.6087	86	7-3-0		112		203		99		.52811		102	26		26	
DIV. I NON-CONF.			3-5-4		.41667	203	0-2-0		129		81		157		.48592		157	28		28	
TOTALS		RPI 1-25		RPI 26-50		W-L RECORDS		RPI 51-100		RPI 101-150		RPI 150+									
12-7-4		0-2-0		0-0-1		OVERALL		2-2-0		2-1-1		8-2-2									
5-0-0		0-0-0		0-0-0		HOME		0-0-0		1-0-0		4-0-0									
4-7-3		0-2-0		0-0-1		AWAY		1-2-0		0-1-1		3-2-1									
3-0-1		0-0-0		0-0-0		NEUTRAL		1-0-0		1-0-0		1-0-1									
3-5-4		0-2-0		0-0-1		NON-CONFERENCE		1-1-0		0-1-1		2-1-2									
1-0-0		0-0-0		0-0-0		HOME		0-0-0		0-0-0		1-0-0									
1-5-3		0-2-0		0-1-		AWAY		1-1-0		0-1-1		0-1-1									
1-0-1		0-0-0		0-0-0		NEUTRAL		0-0-0		0-0-0		1-0-1									
9-2-0		0-0-0		0-0-0		CONFERENCE		1-1-0		2-0-0		6-1-0									
4-0-0		0-0-0		0-0-0		HOME		0-0-0		1-0-0		3-0-0									
3-2-0		0-0-0		0-0-0		AWAY		0-1-0		0-0-0		3-1-0									
2-0-0		0-0-0		0-0-0		NEUTRAL		1-0-0		1-0-0		0-0-0									
RPI	S	Opponent		Score		RPI	S	Opponent		Score		RPI	S	Opponent		Score					
7	A	Boston College		0	3	48	A	Hofstra		3	3	56	A	Connecticut		2	1				
7	A	Boston College		0	1							86	A	Long Island		0	1				
												86	N	Long Island		1	0				
												89	A	Yale		2	3				
												123	A	Navy		0	0				
												138	A	Army		0	3				
												148	H	Monmouth		3	2				
												148	N	Monmouth		2	0				
												184	N	Delaware		0	0				
												192	A	St. Francis (Pa.)		0	2				
												196	A	Hartford		0	0				
												227	A	Quinnipiac		2	0				
												238	H	Fairleigh Dickinson		5	1				
												241	N	New Hampshire		1	0				
												266	H	Holy Cross		2	0				
												268	A	Robert Morris		1	0				
												277	A	Vermont		1	2				
												292	H	Sacred Heart		1	0				
												295	A	Wagner		4	0				
												306	H	Mt. St. Mary's		4	0				
LAST 10 GAMES																					

Non-Div. I Games:

Central Conn. St.

Average RPI Win:	157	WON-LOST RECORD	WINNING PCT. RANK	LAST 10 GAMES	STRENGTH OF SCHEDULE	OPP. STRENGTH OF SCHEDULE	TEAM RPI	ADJ RPI	CONF. RPI	ADJ CONF. RPI						
Average RPI Loss:	67															
DIV. I ONLY		9-9-1	.5	147	5-5-0	64	113	102	.52799	103	12	11				
DIV. I NON-CONF.		4-4-0	.5	148	0-0-0	45	125	90	.54477	91	11	11				
<hr/>																
TOTALS	RPI 1-25	RPI 26-50		W-L RECORDS		RPI 51-100		RPI 101-150		RPI 150+						
9-9-1	0-1-0	1-3-0		OVERALL		1-3-0		3-2-0		4-0-1						
4-2-1	0-0-0	0-1-0		HOME		0-1-0		1-0-0		3-0-1						
5-6-0	0-1-0	1-1-0		AWAY		1-2-0		2-2-0		1-0-0						
0-1-0	0-0-0	0-1-0		NEUTRAL		0-0-0		0-0-0		0-0-0						
4-4-0	0-1-0	0-1-0		NON-CONFERENCE		1-0-0		2-2-0		1-0-0						
2-0-0	0-0-0	0-0-0		HOME		0-0-0		1-0-0		1-0-0						
2-3-0	0-1-0	0-0-		AWAY		1-0-0		1-2-0		0-0-0						
0-1-0	0-0-0	0-1-0		NEUTRAL		0-0-0		0-0-0		0-0-0						
5-5-1	0-0-0	1-2-0		CONFERENCE		0-3-0		1-0-0		3-0-1						
2-2-1	0-0-0	0-1-0		HOME		0-1-0		0-0-0		2-0-1						
3-3-0	0-0-0	1-1-0		AWAY		0-2-0		1-0-0		1-0-0						
0-0-0	0-0-0	0-0-0		NEUTRAL		0-0-0		0-0-0		0-0-0						
RPI	S	Opponent	Score	RPI	S	Opponent	Score	RPI	S	Opponent	Score					
12	A	Virginia	0 5	37	A	James Madison	2 1	55	A	Old Dominion	0 3	123	A	Navy	3 1	
				39	A	William & Mary	1 2	66	A	UNC Wilmington	1 3	132	A	North Carolina St.	0 1	
				43	N	UNC Greensboro	1 2	72	H	Northeastern	0 3	137	H	Bucknell	3 2	
				48	H	Hofstra	1 2	94	A	Loyola (Md.)	3 0	139	A	Richmond	0 1	
												143	A	Georgia St.	1 0	
												184	H	Delaware	2 1	
												216	A	George Mason	2 0	
												240	H	Wofford	5 1	
												241	H	Drexel	1 0	
												246	H	Towson	1 1	
<hr/>																
LAST 10 GAMES																
				37	A	James Madison	2 1	184	H	Delaware	2 1					
				72	H	Northeastern	0 3	241	H	Drexel	1 0					
				48	H	Hofstra	1 2	66	A	UNC Wilmington	1 3					
				55	A	Old Dominion	0 3	143	A	Georgia St.	1 0					
				39	A	William & Mary	1 2	216	A	George Mason	2 0					

Non-Div. I Games:

VCU

Average RPI Win:		157	WON-LOST RECORD		WINNING PCT. RANK		LAST 10 GAMES		STRENGTH OF SCHEDULE		OPP. STRENGTH OF SCHEDULE		TEAM RPI		ADJ RPI		CONF. RPI		ADJ CONF. RPI				
DIV. I ONLY			9-8-2		.52632 131		3-6-1		108		78		106		.52777 104		6		5				
DIV. I NON-CONF.			6-1-1		.8125 27		0-0-0		92		133		34		.59523 35		5		5				
TOTALS		RPI 1-25		RPI 26-50		W-L RECORDS		RPI 51-100		RPI 101-150		RPI 150+											
9-8-2		0-2-0		0-3-0		OVERALL		3-0-1		1-3-1		5-0-0											
4-3-1		0-1-0		0-1-0		HOME		2-0-0		1-1-1		1-0-0											
5-5-1		0-1-0		0-2-0		AWAY		1-0-1		0-2-0		4-0-0											
0-0-0		0-0-0		0-0-0		NEUTRAL		0-0-0		0-0-0		0-0-0											
6-1-1		0-1-0		0-0-0		NON-CONFERENCE		1-0-1		1-0-0		4-0-0											
3-0-0		0-0-0		0-0-0		HOME		1-0-0		1-0-0		1-0-0											
3-1-1		0-1-0		0-0-		AWAY		0-0-1		0-0-0		3-0-0											
0-0-0		0-0-0		0-0-0		NEUTRAL		0-0-0		0-0-0		0-0-0											
3-7-1		0-1-0		0-3-0		CONFERENCE		2-0-0		0-3-1		1-0-0											
1-3-1		0-1-0		0-1-0		HOME		1-0-0		0-1-1		0-0-0											
2-4-0		0-0-0		0-2-0		AWAY		1-0-0		0-2-0		1-0-0											
0-0-0		0-0-0		0-0-0		NEUTRAL		0-0-0		0-0-0		0-0-0											
RPI	S	Opponent		Score		RPI	S	Opponent		Score		RPI	S	Opponent		Score							
8	H	Florida		3 4		38	A	Georgia		0 2		52	H	South Carolina		2 1		109	H	Alabama		0 2	
18	A	Missouri		0 3		44	A	LSU		0 1		73	A	Tennessee		1 0		122	H	Mississippi		0 0	
						47	H	Auburn		2 3		76	A	St. Louis		2 2		131	A	Kentucky		0 1	
												90	H	Belmont		1 0		136	A	Arkansas		1 2	
																		149	H	UAB		4 1	
																		152	H	South Fla.		1 0	
																		175	A	Middle Tenn.		2 1	
																		193	A	East Tenn. St.		3 0	
																		239	A	Mississippi St.		4 0	
																		286	A	Tennessee Tech		4 1	
LAST 10 GAMES																							
		131 A Kentucky		0 1				73 A Tennessee		1 0													
		239 A Mississippi St.		4 0				38 A Georgia		0 2													
		122 H Mississippi		0 0				52 H South Carolina		2 1													
		136 A Arkansas		1 2				8 H Florida		3 4													
		44 A LSU		0 1				47 H Auburn		2 3													

Non-Div. I Games:

Vanderbilt

Average RPI Win:	184	WON-LOST	WINNING	LAST 10	STRENGTH OF	OPP. STRENGTH	TEAM	ADJ	CONF.	ADJ CONF.	
Average RPI Loss:	91	RECORD	PCT. RANK	GAMES	SCHEDULE	OF SCHEDULE	RPI	RPI	RPI	RPI	
DIV. I ONLY	14-9-0	.6087	86	8-2-0	156	117	105	.5272	105	14	14
DIV. I NON-CONF.	5-7-0	.41667	203	1-0-0	191	66	186	.46987	178	14	14
TOTALS	RPI 1-25	RPI 26-50	W-L RECORDS	RPI 51-100	RPI 101-150	RPI 150+					
14-9-0	0-0-0	2-4-0	OVERALL	0-1-0	1-1-0	11-3-0					
8-3-0	0-0-0	1-1-0	HOME	0-1-0	1-0-0	6-1-0					
6-4-0	0-0-0	1-2-0	AWAY	0-0-0	0-1-0	5-1-0					
0-2-0	0-0-0	0-1-0	NEUTRAL	0-0-0	0-0-0	0-1-0					
5-7-0	0-0-0	1-3-0	NON-CONFERENCE	0-1-0	0-1-0	4-2-0					
2-2-0	0-0-0	0-0-0	HOME	0-1-0	0-0-0	2-1-0					
3-3-0	0-0-0	1-0-	AWAY	0-0-0	0-1-0	2-0-0					
0-2-0	0-0-0	0-1-0	NEUTRAL	0-0-0	0-0-0	0-1-0					
9-2-0	0-0-0	1-1-0	CONFERENCE	0-0-0	1-0-0	7-1-0					
6-1-0	0-0-0	1-1-0	HOME	0-0-0	1-0-0	4-0-0					
3-1-0	0-0-0	0-0-0	AWAY	0-0-0	0-0-0	3-1-0					
0-0-0	0-0-0	0-0-0	NEUTRAL	0-0-0	0-0-0	0-0-0					
RPI S Opponent Score	RPI S Opponent Score	RPI S Opponent Score	RPI S Opponent Score	RPI S Opponent Score	RPI S Opponent Score	RPI S Opponent Score					
26 H Milwaukee 1 0	26 H Milwaukee 2 6	27 A Kansas 2 1	32 A Michigan St. 0 2	41 A Marquette 0 1	44 N LSU 1 2	63 H Northwestern 1 3	106 A Indiana 1 2	140 H Wright St. 2 1	156 A Butler 0 1	156 H Butler 2 1	161 A Detroit 2 0
							168 A Valparaiso 1 0	174 N Illinois St. 0 1	178 H Ball St. 1 3	194 A Cleveland St. 3 0	201 H Green Bay 3 1
							214 A DePaul 2 1	217 H Drake 3 0	244 H SIU Edwardsville 1 0	245 A Xavier 6 1	289 H Youngstown St. 6 1
							289 H Youngstown St. 5 0				
LAST 10 GAMES											
26 H Milwaukee 2 6	156 H Butler 2 1	289 H Youngstown St. 5 0	289 H Youngstown St. 6 1	161 A Detroit 2 0	168 A Valparaiso 1 0	156 A Butler 0 1	244 H SIU Edwardsville 1 0	201 H Green Bay 3 1	194 A Cleveland St. 3 0		

Non-Div. I Games:

Loyola (Ill.)

Average RPI Win: 119		WON-LOST RECORD		WINNING PCT. RANK		LAST 10 GAMES		STRENGTH OF SCHEDULE		OPP. STRENGTH OF SCHEDULE		TEAM RPI		ADJ RPI		CONF. RPI		ADJ CONF. RPI					
DIV. I ONLY		8-10-1		.44737 185		3-6-1		78		44		117		.52635 106		3		3					
DIV. I NON-CONF.		5-4-0		.55556 132		0-0-0		94		78		98		.53453 98		3		3					
<hr/>																							
TOTALS		RPI 1-25		RPI 26-50		W-L RECORDS		RPI 51-100		RPI 101-150		RPI 150+											
8-10-1		1-3-0		1-1-0		OVERALL		2-4-1		2-1-0		2-1-0											
5-4-1		1-1-0		1-0-0		HOME		0-2-1		2-0-0		1-1-0											
2-6-0		0-2-0		0-1-0		AWAY		1-2-0		0-1-0		1-0-0											
1-0-0		0-0-0		0-0-0		NEUTRAL		1-0-0		0-0-0		0-0-0											
5-4-0		0-1-0		0-1-0		NON-CONFERENCE		2-1-0		1-0-0		2-1-0											
2-2-0		0-0-0		0-0-0		HOME		0-1-0		1-0-0		1-1-0											
2-2-0		0-1-0		0-0-		AWAY		1-0-0		0-0-0		1-0-0											
1-0-0		0-0-0		0-0-0		NEUTRAL		1-0-0		0-0-0		0-0-0											
3-6-1		1-2-0		1-0-0		CONFERENCE		0-3-1		1-1-0		0-0-0											
3-2-1		1-1-0		1-0-0		HOME		0-1-1		1-0-0		0-0-0											
0-4-0		0-1-0		0-0-0		AWAY		0-2-0		0-1-0		0-0-0											
0-0-0		0-0-0		0-0-0		NEUTRAL		0-0-0		0-0-0		0-0-0											
RPI	S	Opponent		Score		RPI	S	Opponent		Score		RPI	S	Opponent		Score		RPI	S	Opponent		Score	
10	A	Texas A&M		1	3	32	H	Michigan St.		1	0	53	H	Purdue		1	1	105	H	Loyola (Ill.)		2	1
11	H	Penn St.		0	1	46	A	Dayton		1	4	63	A	Northwestern		1	2	126	A	Iowa		0	1
17	A	Minnesota		0	1							67	H	Ohio St.		0	1	130	H	Michigan		1	0
22	H	Illinois		1	0							73	N	Tennessee		2	0	156	H	Butler		1	2
												94	A	Loyola (Md.)		2	1	216	A	George Mason		4	1
												95	A	Wisconsin		0	1	277	H	Vermont		5	0
												97	H	Cal Poly		1	3						
<hr/>																							
LAST 10 GAMES																							
						130	H	Michigan		1	0	95	A	Wisconsin		0	1						
						32	H	Michigan St.		1	0	17	A	Minnesota		0	1						
						22	H	Illinois		1	0	126	A	Iowa		0	1						
						53	H	Purdue		1	1	67	H	Ohio St.		0	1						
						63	A	Northwestern		1	2	11	H	Penn St.		0	1						

Non-Div. I Games:

Indiana

Average RPI Win: 187		WON-LOST RECORD	WINNING PCT. RANK	LAST 10 GAMES	STRENGTH OF SCHEDULE	OPP. STRENGTH OF SCHEDULE	TEAM RPI	ADJ RPI	CONF. RPI	ADJ CONF. RPI	
Average RPI Loss: 97											
DIV. I ONLY		8-6-3	.55882 119	5-3-2	125	122	112	.52561 107	8	8	
DIV. I NON-CONF.		6-3-1	.65 80	3-0-0	169	182	112	.52183 110	8	8	
<hr/>											
TOTALS		RPI 1-25	RPI 26-50		W-L RECORDS		RPI 51-100		RPI 101-150		RPI 150+
8-6-3		0-0-0	2-1-0		OVERALL		0-3-3		1-2-0		5-0-0
5-2-1		0-0-0	2-0-0		HOME		0-2-1		1-0-0		2-0-0
3-4-2		0-0-0	0-1-0		AWAY		0-1-2		0-2-0		3-0-0
0-0-0		0-0-0	0-0-0		NEUTRAL		0-0-0		0-0-0		0-0-0
<hr/>											
6-3-1		0-0-0	1-0-0		NON-CONFERENCE		0-1-1		1-2-0		4-0-0
4-1-0		0-0-0	1-0-0		HOME		0-1-0		1-0-0		2-0-0
2-2-1		0-0-0	0-0-		AWAY		0-0-1		0-2-0		2-0-0
0-0-0		0-0-0	0-0-0		NEUTRAL		0-0-0		0-0-0		0-0-0
<hr/>											
2-3-2		0-0-0	1-1-0		CONFERENCE		0-2-2		0-0-0		1-0-0
1-1-1		0-0-0	1-0-0		HOME		0-1-1		0-0-0		0-0-0
1-2-1		0-0-0	0-1-0		AWAY		0-1-1		0-0-0		1-0-0
0-0-0		0-0-0	0-0-0		NEUTRAL		0-0-0		0-0-0		0-0-0
<hr/>											
RPI S	Opponent	Score	RPI S	Opponent	Score	RPI S	Opponent	Score	RPI S	Opponent	Score
			33 A Princeton	1 2		60 H Columbia	1 1		139 A Richmond	0 1	
			34 H Harvard	2 0		71 A Georgetown	2 2		145 H St. Joseph's	4 2	
			40 H East Carolina	3 1		74 H Brown	0 1		147 A Pittsburgh	1 3	
						89 A Yale	0 0		151 A La Salle	2 0	
						92 H Villanova	2 3		259 A Cornell	6 0	
						98 A Dartmouth	0 2		268 A Robert Morris	3 0	
									293 H UMBC	3 0	
									302 H Rider	3 0	
<hr/>											
LAST 10 GAMES											
			33 A Princeton	1 2		151 A La Salle	2 0				
			74 H Brown	0 1		60 H Columbia	1 1				
			89 A Yale	0 0		259 A Cornell	6 0				
			302 H Rider	3 0		145 H St. Joseph's	4 2				
			98 A Dartmouth	0 2		34 H Harvard	2 0				

Non-Div. I Games:

Penn

Average RPI Win: 181		WON-LOST RECORD		WINNING PCT. RANK		LAST 10 GAMES		STRENGTH OF SCHEDULE		OPP. STRENGTH OF SCHEDULE		TEAM RPI		ADJ RPI		CONF. RPI		ADJ CONF. RPI	
DIV. I ONLY		12-7-1		.625 75		5-4-1		177		114		107		.52521 108		11		12	
DIV. I NON-CONF.		6-2-0		.75 36		0-0-0		253		168		114		.52032 113		12		12	
TOTALS		RPI 1-25		RPI 26-50		W-L RECORDS		RPI 51-100		RPI 101-150		RPI 150+							
12-7-1		0-0-0		0-1-1		OVERALL		3-2-0		1-1-0		8-3-0							
10-1-1		0-0-0		0-0-1		HOME		3-1-0		1-0-0		6-0-0							
2-5-0		0-0-0		0-1-0		AWAY		0-0-0		0-1-0		2-3-0							
0-1-0		0-0-0		0-0-0		NEUTRAL		0-1-0		0-0-0		0-0-0							
6-2-0		0-0-0		0-0-0		NON-CONFERENCE		1-0-0		0-1-0		5-1-0							
6-0-0		0-0-0		0-0-0		HOME		1-0-0		0-0-0		5-0-0							
0-2-0		0-0-0		0-0-		AWAY		0-0-0		0-1-0		0-1-0							
0-0-0		0-0-0		0-0-0		NEUTRAL		0-0-0		0-0-0		0-0-0							
6-5-1		0-0-0		0-1-1		CONFERENCE		2-2-0		1-0-0		3-2-0							
4-1-1		0-0-0		0-0-1		HOME		2-1-0		1-0-0		1-0-0							
2-3-0		0-0-0		0-1-0		AWAY		0-0-0		0-0-0		2-2-0							
0-1-0		0-0-0		0-0-0		NEUTRAL		0-1-0		0-0-0		0-0-0							
RPI	S	Opponent		Score	RPI	S	Opponent		Score	RPI	S	Opponent		Score					
					30	H	UCF		2 2	51	H	Memphis		1 2					
					40	A	East Carolina		1 2	64	H	Colorado Col.		2 1					
										64	N	Colorado Col.		0 1					
										80	H	Rice		1 0					
										100	H	Texas St.		1 0					

Non-Div. I Games: South Dakota 4 3

UTEP

Average RPI Win:	178	WON-LOST RECORD	WINNING PCT. RANK	LAST 10 GAMES	STRENGTH OF SCHEDULE	OPP. STRENGTH OF SCHEDULE	TEAM RPI	ADJ RPI	CONF. RPI	ADJ CONF. RPI		
DIV. I ONLY		9-9-2	.5	147	3-6-1	92	88	111	.52476	109	6	5
DIV. I NON-CONF.		5-2-1	.6875	62	0-0-0	119	178	87	.54981	87	5	5
<hr/>												
TOTALS	RPI 1-25	RPI 26-50		W-L RECORDS		RPI 51-100		RPI 101-150		RPI 150+		
9-9-2	0-3-0	0-3-0		OVERALL		1-0-2		4-2-0		4-1-0		
7-3-0	0-1-0	0-1-0		HOME		1-0-0		2-1-0		4-0-0		
2-5-2	0-1-0	0-2-0		AWAY		0-0-2		2-1-0		0-1-0		
0-1-0	0-1-0	0-0-0		NEUTRAL		0-0-0		0-0-0		0-0-0		
5-2-1	0-1-0	0-0-0		NON-CONFERENCE		0-0-1		2-0-0		3-1-0		
5-0-0	0-0-0	0-0-0		HOME		0-0-0		2-0-0		3-0-0		
0-2-1	0-1-0	0-0-		AWAY		0-0-1		0-0-0		0-1-0		
0-0-0	0-0-0	0-0-0		NEUTRAL		0-0-0		0-0-0		0-0-0		
4-7-1	0-2-0	0-3-0		CONFERENCE		1-0-1		2-2-0		1-0-0		
2-3-0	0-1-0	0-1-0		HOME		1-0-0		0-1-0		1-0-0		
2-3-1	0-0-0	0-2-0		AWAY		0-0-1		2-1-0		0-0-0		
0-1-0	0-1-0	0-0-0		NEUTRAL		0-0-0		0-0-0		0-0-0		
RPI	S	Opponent	Score	RPI	S	Opponent	Score	RPI	S	Opponent	Score	
8	H	Florida	1 6	38	H	Georgia	0 2	51	A	Memphis	1 1	
8	N	Florida	1 2	44	A	LSU	0 7	52	H	South Carolina	1 0	
14	A	Southern California	1 7	47	A	Auburn	0 4	73	A	Tennessee	1 1	
								104	A	Vanderbilt	2 0	
								110	H	Samford	1 0	
								122	H	Mississippi	1 2	
								131	A	Kentucky	0 2	
								136	A	Arkansas	3 1	
								140	H	Wright St.	1 0	
								172	A	Cal St. Fullerton	1 3	
								239	H	Mississippi St.	1 0	
								264	H	Mississippi Val.	1 0	
								273	H	Chattanooga	5 0	
								281	H	Jacksonville St.	3 0	
<hr/>												
				LAST 10 GAMES								
				8	N	Florida	1 2	52	H	South Carolina	1 0	
				47	A	Auburn	0 4	44	A	LSU	0 7	
				38	H	Georgia	0 2	136	A	Arkansas	3 1	
				73	A	Tennessee	1 1	122	H	Mississippi	1 2	
				8	H	Florida	1 6	239	H	Mississippi St.	1 0	

Non-Div. I Games:

Alabama

Average RPI Win: 180		WON-LOST	WINNING	LAST 10	STRENGTH OF		OPP. STRENGTH	TEAM	ADJ	CONF.	ADJ CONF.
Average RPI Loss: 77		RECORD	PCT. RANK	GAMES	SCHEDULE		OF SCHEDULE	RPI	RPI	RPI	RPI
DIV. I ONLY		9-9-3	.5	147	72		127	109	.52383	110	16
DIV. I NON-CONF.		1-7-0	.125	294	46		58	202	.45674	201	15
TOTALS		RPI 1-25	RPI 26-50		W-L RECORDS		RPI 51-100		RPI 101-150		RPI 150+
9-9-3		0-1-0	0-3-1		OVERALL		2-2-0		2-3-1		5-0-1
5-0-2		0-0-0	0-0-1		HOME		1-0-0		1-0-1		3-0-0
3-7-1		0-1-0	0-3-0		AWAY		1-1-0		0-2-0		2-0-1
1-2-0		0-0-0	0-0-0		NEUTRAL		0-1-0		1-1-0		0-0-0
1-7-0		0-1-0	0-3-0		NON-CONFERENCE		0-0-0		1-3-0		0-0-0
0-0-0		0-0-0	0-0-0		HOME		0-0-0		0-0-0		0-0-0
0-6-0		0-1-0	0-0-		AWAY		0-0-0		0-2-0		0-0-0
1-1-0		0-0-0	0-0-0		NEUTRAL		0-0-0		1-1-0		0-0-0
8-2-3		0-0-0	0-0-1		CONFERENCE		2-2-0		1-0-1		5-0-1
5-0-2		0-0-0	0-0-1		HOME		1-0-0		1-0-1		3-0-0
3-1-1		0-0-0	0-0-0		AWAY		1-1-0		0-0-0		2-0-1
0-1-0		0-0-0	0-0-0		NEUTRAL		0-1-0		0-0-0		0-0-0
RPI S	Opponent	Score	RPI S	Opponent	Score	RPI S	Opponent	Score	RPI S	Opponent	Score
19 A	Texas	0 4	26 A	Milwaukee	2 4	81 A	Western Caro.	2 1	109 A	Alabama	0 1
			41 A	Marquette	0 2	81 N	Western Caro.	0 1	113 H	Col. of Charleston	1 0
			43 H	UNC Greensboro	0 0	84 A	Davidson	0 3	113 H	Col. of Charleston	0 0
			47 A	Auburn	0 3	88 H	Furman	3 0	117 N	Mercer	1 0
									136 N	Arkansas	0 1
									149 A	UAB	0 1
									176 H	Elon	3 0
									220 A	Appalachian St.	1 0
									240 A	Wofford	0 0
									250 A	Ga. Southern	1 0
									273 H	Chattanooga	4 2
									298 H	Citadel	4 0
LAST 10 GAMES											
			81 N	Western Caro.	0 1	298 H	Citadel	4 0			
			113 H	Col. of Charleston	0 0	113 H	Col. of Charleston	1 0			
			273 H	Chattanooga	4 2	240 A	Wofford	0 0			
			81 A	Western Caro.	2 1	88 H	Furman	3 0			
			220 A	Appalachian St.	1 0	250 A	Ga. Southern	1 0			

Non-Div. I Games:

Samford

Average RPI Win: 159		WON-LOST RECORD		WINNING PCT. RANK		LAST 10 GAMES		STRENGTH OF SCHEDULE		OPP. STRENGTH OF SCHEDULE		TEAM RPI		ADJ RPI		CONF. RPI		ADJ CONF. RPI					
DIV. I ONLY		9-9-2		.5		147		5-5-0		117		46		118		.52249		112		5		7	
DIV. I NON-CONF.		5-6-2		.46154		180		1-2-0		133		39		135		.50587		132		7		7	
TOTALS		RPI 1-25		RPI 26-50		W-L RECORDS		RPI 51-100		RPI 101-150		RPI 150+											
9-9-2		0-3-0		1-1-1		OVERALL		2-3-1		1-1-0		5-1-0											
6-4-1		0-1-0		1-0-0		HOME		2-2-1		1-0-0		2-1-0											
3-5-1		0-2-0		0-1-1		AWAY		0-1-0		0-1-0		3-0-0											
0-0-0		0-0-0		0-0-0		NEUTRAL		0-0-0		0-0-0		0-0-0											
5-6-2		0-1-0		1-0-1		NON-CONFERENCE		1-3-1		1-1-0		2-1-0											
4-3-1		0-0-0		1-0-0		HOME		1-2-1		1-0-0		1-1-0											
1-3-1		0-1-0		0-1-		AWAY		0-1-0		0-1-0		1-0-0											
0-0-0		0-0-0		0-0-0		NEUTRAL		0-0-0		0-0-0		0-0-0											
4-3-0		0-2-0		0-1-0		CONFERENCE		1-0-0		0-0-0		3-0-0											
2-1-0		0-1-0		0-0-0		HOME		1-0-0		0-0-0		1-0-0											
2-2-0		0-1-0		0-1-0		AWAY		0-0-0		0-0-0		2-0-0											
0-0-0		0-0-0		0-0-0		NEUTRAL		0-0-0		0-0-0		0-0-0											
RPI	S	Opponent		Score		RPI	S	Opponent		Score		RPI	S	Opponent		Score							
4	A	UCLA		0	1	41	A	Marquette		0	0	62	H	UC Santa Barbara		2	3						
5	A	Portland		1	2	42	H	Washington St.		1	0	63	H	Northwestern		2	3						
23	H	San Diego		0	1	50	A	Loyola Marymount		0	1	65	H	Arizona St.		1	1						
												73	H	Tennessee		2	0						
												95	A	Wisconsin		1	3						
												96	H	Santa Clara		2	1						
														225 H San Francisco		3	0						
														157 A St. Mary's (Cal.)		4	0						
														96 H Santa Clara		2	1						
														23 H San Diego		0	1						
														5 A Portland		1	2						
														177 A Gonzaga		2	0						
														50 A Loyola Marymount		0	1						
														256 A Cal St. Bakersfield		2	1						
														4 A UCLA		0	1						
														121 A UC Irvine		1	2						

Non-Div. I Games:

Pepperdine

Average RPI Win:	222	WON-LOST RECORD	WINNING PCT. RANK	LAST 10 GAMES	STRENGTH OF SCHEDULE	OPP. STRENGTH OF SCHEDULE	TEAM RPI	ADJ RPI	CONF. RPI	ADJ CONF. RPI	
Average RPI Loss:	80										
DIV. I ONLY	12-5-4	.66667	56	4-3-3	202	188	113	.52087	113	16	16
DIV. I NON-CONF.	7-1-1	.83333	22	0-0-0	183	233	70	.56091	74	15	15
<hr/>											
TOTALS	RPI 1-25	RPI 26-50		W-L RECORDS	RPI 51-100		RPI 101-150		RPI 150+		
12-5-4	0-0-0	0-1-0		OVERALL	1-3-0		1-1-1		10-0-3		
8-2-0	0-0-0	0-0-0		HOME	1-2-0		0-0-0		7-0-0		
2-3-4	0-0-0	0-1-0		AWAY	0-1-0		0-1-1		2-0-3		
2-0-0	0-0-0	0-0-0		NEUTRAL	0-0-0		1-0-0		1-0-0		
<hr/>											
7-1-1	0-0-0	0-0-0		NON-CONFERENCE	0-1-0		1-0-0		6-0-1		
4-0-0	0-0-0	0-0-0		HOME	0-0-0		0-0-0		4-0-0		
1-1-1	0-0-0	0-0-		AWAY	0-1-0		0-0-0		1-0-1		
2-0-0	0-0-0	0-0-0		NEUTRAL	0-0-0		1-0-0		1-0-0		
<hr/>											
5-4-3	0-0-0	0-1-0		CONFERENCE	1-2-0		0-1-1		4-0-2		
4-2-0	0-0-0	0-0-0		HOME	1-2-0		0-0-0		3-0-0		
1-2-3	0-0-0	0-1-0		AWAY	0-0-0		0-1-1		1-0-2		
0-0-0	0-0-0	0-0-0		NEUTRAL	0-0-0		0-0-0		0-0-0		
<hr/>											
RPI S	Opponent	Score	RPI S	Opponent	Score	RPI S	Opponent	Score	RPI S	Opponent	Score
			43 A	UNC Greensboro	0 1	77 A	Kennesaw St.	0 3	110 A	Samford	0 0
						81 H	Western Caro.	0 1	110 A	Samford	0 1
						84 H	Davidson	1 0	139 N	Richmond	3 0
						88 H	Furman	1 2	176 A	Elon	1 1
									187 H	Jacksonville	2 0
									188 H	High Point	1 0
									198 A	Charleston So.	2 2
									220 H	Appalachian St.	2 0
									230 N	Lehigh	1 0
									240 H	Wofford	3 0
									250 A	Ga. Southern	1 1
									253 H	North Fla.	1 0
									263 H	Presbyterian	3 2
									273 A	Chattanooga	2 0
									285 A	S.C. Upstate	1 0
									298 H	Citadel	9 0
<hr/>											
			LAST 10 GAMES								
			110 A	Samford	0 0	110 A	Samford	0 1			
			298 H	Citadel	9 0	250 A	Ga. Southern	1 1			
			240 H	Wofford	3 0	84 H	Davidson	1 0			
			88 H	Furman	1 2	43 A	UNC Greensboro	0 1			
			273 A	Chattanooga	2 0	176 A	Elon	1 1			

Non-Div. I Games:

Col. of Charleston

Average RPI Win: 227		WON-LOST	WINNING	LAST 10	STRENGTH OF	OPP. STRENGTH	TEAM	ADJ	CONF.	ADJ CONF.		
Average RPI Loss: 129		RECORD	PCT. RANK	GAMES	SCHEDULE	OF SCHEDULE	RPI	RPI	RPI	RPI		
DIV. I ONLY		13-2-4	.78947	14	6-2-2	278	255	110	.52073	114	21	21
DIV. I NON-CONF.		7-0-2	.88889	7	0-0-0	299	262	117	.5168	121	26	26
<hr/>												
TOTALS		RPI 1-25		RPI 26-50		W-L RECORDS		RPI 51-100		RPI 101-150		RPI 150+
13-2-4		0-0-0		0-0-0		OVERALL		2-1-1		1-0-0		10-1-3
7-1-2		0-0-0		0-0-0		HOME		2-1-1		0-0-0		5-0-1
5-1-1		0-0-0		0-0-0		AWAY		0-0-0		0-0-0		5-1-1
1-0-1		0-0-0		0-0-0		NEUTRAL		0-0-0		1-0-0		0-0-1
7-0-2		0-0-0		0-0-0		NON-CONFERENCE		1-0-0		1-0-0		5-0-2
4-0-1		0-0-0		0-0-0		HOME		1-0-0		0-0-0		3-0-1
2-0-0		0-0-0		0-0-		AWAY		0-0-0		0-0-0		2-0-0
1-0-1		0-0-0		0-0-0		NEUTRAL		0-0-0		1-0-0		0-0-1
6-2-2		0-0-0		0-0-0		CONFERENCE		1-1-1		0-0-0		5-1-1
3-1-1		0-0-0		0-0-0		HOME		1-1-1		0-0-0		2-0-0
3-1-1		0-0-0		0-0-0		AWAY		0-0-0		0-0-0		3-1-1
0-0-0		0-0-0		0-0-0		NEUTRAL		0-0-0		0-0-0		0-0-0
RPI	S	Opponent	Score	RPI	S	Opponent	Score	RPI	S	Opponent	Score	
						68 H Fairfield	1 0	138 N Army			3 2	
						68 H Fairfield	0 0	164 A Canisius			0 1	
						86 H Long Island	3 0	182 A Niagara			1 0	
						94 H Loyola (Md.)	1 2	185 H Rhode Island			2 1	
								202 A Manhattan			0 0	
								266 A Holy Cross			3 2	
								272 A Marist			2 1	
								277 A Vermont			3 1	
								278 H Iona			4 0	
								289 H Youngstown St.			2 1	
								292 N Sacred Heart			2 2	
								295 H Wagner			1 1	
								302 H Rider			3 0	
								303 H Albany (N.Y.)			4 0	
								310 A St. Peter's			2 1	

Non-Div. I Games:

Siena

Average RPI Win:		202	WON-LOST		WINNING		LAST 10		STRENGTH OF		OPP. STRENGTH		TEAM	ADJ		CONF.	ADJ CONF.
Average RPI Loss:		76	RECORD		PCT. RANK		GAMES		SCHEDULE		OF SCHEDULE		RPI	RPI		RPI	RPI
DIV. I ONLY			10-8-1		.55263 121		5-4-1		128		108		116	.52044 115		10	10
DIV. I NON-CONF.			6-4-0		.6 108		1-0-0		153		143		118	.51714 119		10	10
TOTALS		RPI 1-25		RPI 26-50		W-L RECORDS		RPI 51-100		RPI 101-150		RPI 150+					
10-8-1		0-1-0		0-3-0		OVERALL		0-2-1		3-1-0		7-1-0					
6-3-0		0-0-0		0-1-0		HOME		0-1-0		2-0-0		4-1-0					
3-5-1		0-1-0		0-2-0		AWAY		0-1-1		1-1-0		2-0-0					
1-0-0		0-0-0		0-0-0		NEUTRAL		0-0-0		0-0-0		1-0-0					
6-4-0		0-1-0		0-1-0		NON-CONFERENCE		0-1-0		0-0-0		6-1-0					
3-2-0		0-0-0		0-1-0		HOME		0-0-0		0-0-0		3-1-0					
2-2-0		0-1-0		0-0-		AWAY		0-1-0		0-0-0		2-0-0					
1-0-0		0-0-0		0-0-0		NEUTRAL		0-0-0		0-0-0		1-0-0					
4-4-1		0-0-0		0-2-0		CONFERENCE		0-1-1		3-1-0		1-0-0					
3-1-0		0-0-0		0-0-0		HOME		0-1-0		2-0-0		1-0-0					
1-3-1		0-0-0		0-2-0		AWAY		0-0-1		1-1-0		0-0-0					
0-0-0		0-0-0		0-0-0		NEUTRAL		0-0-0		0-0-0		0-0-0					
RPI	S	Opponent		Score		RPI	S	Opponent		Score		RPI	S	Opponent		Score	
3	A	Stanford		0 5		28	A	Long Beach St.		1 2		62	A	UC Santa Barbara		1 1	
						28	A	Long Beach St.		0 3		78	A	UNLV		0 1	
						30	H	UCF		0 1		97	H	Cal Poly		0 2	
LAST 10 GAMES																	
						28	A	Long Beach St.		0 3		62	A	UC Santa Barbara		1 1	
						144	H	UC Davis		2 0		150	H	UC Riverside		4 1	
						256	A	Cal St. Bakersfield		2 1		172	H	Cal St. Fullerton		3 2	
						97	H	Cal Poly		0 2		28	A	Long Beach St.		1 2	
						142	A	Cal St. Northridge		1 2		121	A	UC Irvine		1 0	

Non-Div. I Games:

Pacific

Average RPI Win: 217		WON-LOST RECORD		WINNING PCT. RANK		LAST 10 GAMES		STRENGTH OF SCHEDULE		OPP. STRENGTH OF SCHEDULE		TEAM RPI		ADJ RPI		CONF. RPI		ADJ CONF. RPI	
DIV. I ONLY		10-6-1		.61765 80		5-3-1		140		221		115		.519 116		19		19	
DIV. I NON-CONF.		7-3-0		.7 59		2-0-0		84		196		66		.56523 68		17		17	
TOTALS		RPI 1-25		RPI 26-50		W-L RECORDS		RPI 51-100		RPI 101-150		RPI 150+							
10-6-1		0-1-0		0-0-0		OVERALL		1-2-0		1-1-0		8-2-1							
7-2-1		0-0-0		0-0-0		HOME		1-1-0		1-0-0		5-1-1							
3-3-0		0-1-0		0-0-0		AWAY		0-0-0		0-1-0		3-1-0							
0-1-0		0-0-0		0-0-0		NEUTRAL		0-1-0		0-0-0		0-0-0							
7-3-0		0-1-0		0-0-0		NON-CONFERENCE		1-1-0		1-1-0		5-0-0							
6-0-0		0-0-0		0-0-0		HOME		1-0-0		1-0-0		4-0-0							
1-2-0		0-1-0		0-0-		AWAY		0-0-0		0-1-0		1-0-0							
0-1-0		0-0-0		0-0-0		NEUTRAL		0-1-0		0-0-0		0-0-0							
3-3-1		0-0-0		0-0-0		CONFERENCE		0-1-0		0-0-0		3-2-1							
1-2-1		0-0-0		0-0-0		HOME		0-1-0		0-0-0		1-1-1							
2-1-0		0-0-0		0-0-0		AWAY		0-0-0		0-0-0		2-1-0							
0-0-0		0-0-0		0-0-0		NEUTRAL		0-0-0		0-0-0		0-0-0							
RPI	S	Opponent		Score		RPI	S	Opponent		Score		RPI	S	Opponent		Score			
17	A	Minnesota		0 3								72	N	Northeastern		1 2			
												85	H	South Dakota St.		3 2			
												99	H	Evansville		2 5			
												126	A	Iowa		0 2			
												150	H	UC Riverside		2 1			
												153	A	Missouri St.		2 3			
												153	H	Missouri St.		0 0			
												169	H	Northern Ill.		3 1			
												174	H	Illinois St.		0 1			
												181	H	Stephen F. Austin		2 0			
												217	H	Drake		2 0			
												228	H	Portland St.		3 1			
												269	A	Western Ill.		2 0			
												279	A	Indiana St.		3 1			
												287	H	North Dakota St.		2 0			
												300	A	UNI		4 2			
						LAST 10 GAMES													
						153	H	Missouri St.		0 0		279	A	Indiana St.		3 1			
						300	A	UNI		4 2		174	H	Illinois St.		0 1			
						99	H	Evansville		2 5		217	H	Drake		2 0			
						153	A	Missouri St.		2 3		169	H	Northern Ill.		3 1			
						269	A	Western Ill.		2 0		181	H	Stephen F. Austin		2 0			

Non-Div. I Games: South Dakota 4 0 North Dakota 6 0

Creighton

Average RPI Win: 219		WON-LOST	WINNING	LAST 10	STRENGTH OF		OPP. STRENGTH	TEAM	ADJ	CONF.	ADJ CONF.
Average RPI Loss: 99		RECORD	PCT. RANK	GAMES	SCHEDULE		OF SCHEDULE	RPI	RPI	RPI	RPI
DIV. I ONLY		11-5-4	.65	61	7-2-1		183	206	114	.51853	117
DIV. I NON-CONF.		3-3-2	.5	148	0-0-0		160	195	160	.4844	159
TOTALS		RPI 1-25	RPI 26-50		W-L RECORDS		RPI 51-100		RPI 101-150		RPI 150+
11-5-4	0-0-0	0-1-0		OVERALL		1-2-1		1-1-0		9-1-3	
5-2-1	0-0-0	0-0-0		HOME		0-1-0		0-0-0		5-1-1	
5-2-2	0-0-0	0-1-0		AWAY		1-1-0		1-0-0		3-0-2	
1-1-1	0-0-0	0-0-0		NEUTRAL		0-0-1		0-1-0		1-0-0	
3-3-2	0-0-0	0-1-0		NON-CONFERENCE		0-1-0		1-1-0		2-0-2	
1-1-1	0-0-0	0-0-0		HOME		0-1-0		0-0-0		1-0-1	
2-1-1	0-0-0	0-0-		AWAY		0-0-0		1-0-0		1-0-1	
0-1-0	0-0-0	0-0-0		NEUTRAL		0-0-0		0-1-0		0-0-0	
8-2-2	0-0-0	0-0-0		CONFERENCE		1-1-1		0-0-0		7-1-1	
4-1-0	0-0-0	0-0-0		HOME		0-0-0		0-0-0		4-1-0	
3-1-1	0-0-0	0-0-0		AWAY		1-1-0		0-0-0		2-0-1	
1-0-1	0-0-0	0-0-0		NEUTRAL		0-0-1		0-0-0		1-0-0	
RPI S	Opponent	Score	RPI S	Opponent	Score	RPI S	Opponent	Score	RPI S	Opponent	Score
			38 A	Georgia	0 2	77 A	Kennesaw St.	1 2	110 N	Samford	0 1
						84 H	Davidson	0 1	143 A	Georgia St.	2 0
						90 A	Belmont	1 0	158 A	Fla. Gulf Coast	1 1
						90 N	Belmont	0 0	187 H	Jacksonville	0 1
									187 N	Jacksonville	2 0
									193 H	East Tenn. St.	1 0
									210 A	Stetson	3 0
									236 H	Jackson St.	4 0
									243 A	Campbell	2 0
									250 H	Ga. Southern	1 1
									253 H	North Fla.	3 0
									274 A	Alabama A&M	4 0
									281 A	Jacksonville St.	1 1
									285 H	S.C. Upstate	6 0
									291 H	Lipscomb	2 0
LAST 10 GAMES											
			90 N	Belmont	0 0	285 H	S.C. Upstate	6 0			
			187 N	Jacksonville	2 0	90 A	Belmont	1 0			
			77 A	Kennesaw St.	1 2	291 H	Lipscomb	2 0			
			243 A	Campbell	2 0	187 H	Jacksonville	0 1			
			193 H	East Tenn. St.	1 0	253 H	North Fla.	3 0			

Non-Div. I Games:

Mercer

Average RPI Win: 242		WON-LOST	WINNING	LAST 10	STRENGTH OF		OPP. STRENGTH	TEAM	ADJ	CONF.	ADJ CONF.
Average RPI Loss: 110		RECORD	PCT. RANK	GAMES	SCHEDULE		OF SCHEDULE	RPI	RPI	RPI	RPI
DIV. I ONLY		11-7-1	.60526	90	7-3-0		119	243	108	.51851	118
DIV. I NON-CONF.		4-4-0	.5	148	0-0-0		72	179	110	.51991	115
TOTALS		RPI 1-25	RPI 26-50		W-L RECORDS		RPI 51-100		RPI 101-150		RPI 150+
11-7-1		0-2-0	0-0-0		OVERALL		0-2-1		0-0-0		11-3-0
5-1-1		0-0-0	0-0-0		HOME		0-1-1		0-0-0		5-0-0
4-6-0		0-2-0	0-0-0		AWAY		0-1-0		0-0-0		4-3-0
2-0-0		0-0-0	0-0-0		NEUTRAL		0-0-0		0-0-0		2-0-0
4-4-0		0-2-0	0-0-0		NON-CONFERENCE		0-1-0		0-0-0		4-1-0
1-0-0		0-0-0	0-0-0		HOME		0-0-0		0-0-0		1-0-0
1-4-0		0-2-0	0-0-		AWAY		0-1-0		0-0-0		1-1-0
2-0-0		0-0-0	0-0-0		NEUTRAL		0-0-0		0-0-0		2-0-0
7-3-1		0-0-0	0-0-0		CONFERENCE		0-1-1		0-0-0		7-2-0
4-1-1		0-0-0	0-0-0		HOME		0-1-1		0-0-0		4-0-0
3-2-0		0-0-0	0-0-0		AWAY		0-0-0		0-0-0		3-2-0
0-0-0		0-0-0	0-0-0		NEUTRAL		0-0-0		0-0-0		0-0-0
RPI S	Opponent	Score		RPI S	Opponent	Score		RPI S	Opponent	Score	
10 A	Texas A&M	0	9					80 A	Rice	2	4
13 A	Oklahoma St.	1	8					100 H	Texas St.	1	2
								100 H	Texas St.	2	2
								162 H	UTSA	4	2
								162 H	UTSA	3	1
								167 A	Tulsa	0	3
								181 A	Stephen F. Austin	0	2
								204 H	Southeastern La.	1	0
								219 A	Houston Baptist	2	0
								221 A	Sam Houston St.	0	3
								229 A	Northwestern St.	1	0
								236 N	Jackson St.	5	1
								260 H	La.-Lafayette	2	1
								282 A	Lamar	2	1
								296 N	Grambling	2	0
								297 A	Central Ark.	3	2
								311 H	Nicholls St.	6	1
LAST 10 GAMES											
	100 H	Texas St.	1	2		311 H	Nicholls St.	6	1		
	162 H	UTSA	3	1		282 A	Lamar	2	1		
	181 A	Stephen F. Austin	0	2		297 A	Central Ark.	3	2		
	221 A	Sam Houston St.	0	3		229 A	Northwestern St.	1	0		
	204 H	Southeastern La.	1	0		162 H	UTSA	4	2		

Non-Div. I Games: Tex. A&M-Commerce 0 2

McNeese St.

Average RPI Win:		215	WON-LOST RECORD		WINNING PCT. RANK		LAST 10 GAMES		STRENGTH OF SCHEDULE		OPP. STRENGTH OF SCHEDULE		TEAM RPI		ADJ RPI		CONF. RPI		ADJ CONF. RPI				
Average RPI Loss:		34																					
DIV. I ONLY			8-10-1		.44737 185		3-7-0		66		90		121		.51764 119		4		4				
DIV. I NON-CONF.			5-2-1		.6875 62		0-1-0		157		222		101		.5312 101		4		4				
TOTALS		RPI 1-25		RPI 26-50		W-L RECORDS		RPI 51-100		RPI 101-150		RPI 150+											
8-10-1		0-6-0		0-1-0		OVERALL		0-3-0		0-0-0		8-0-1											
5-5-0		0-3-0		0-0-0		HOME		0-2-0		0-0-0		5-0-0											
2-4-1		0-2-0		0-1-0		AWAY		0-1-0		0-0-0		2-0-1											
1-1-0		0-1-0		0-0-0		NEUTRAL		0-0-0		0-0-0		1-0-0											
5-2-1		0-0-0		0-0-0		NON-CONFERENCE		0-2-0		0-0-0		5-0-1											
3-2-0		0-0-0		0-0-0		HOME		0-2-0		0-0-0		3-0-0											
1-0-1		0-0-0		0-0-		AWAY		0-0-0		0-0-0		1-0-1											
1-0-0		0-0-0		0-0-0		NEUTRAL		0-0-0		0-0-0		1-0-0											
3-8-0		0-6-0		0-1-0		CONFERENCE		0-1-0		0-0-0		3-0-0											
2-3-0		0-3-0		0-0-0		HOME		0-0-0		0-0-0		2-0-0											
1-4-0		0-2-0		0-1-0		AWAY		0-1-0		0-0-0		1-0-0											
0-1-0		0-1-0		0-0-0		NEUTRAL		0-0-0		0-0-0		0-0-0											
RPI	S	Opponent		Score		RPI	S	Opponent		Score		RPI	S	Opponent		Score							
10	H	Texas A&M		0 1		27	A	Kansas		0 2		59	H	TCU		2 3		154	H	Baylor		2 1	
13	A	Oklahoma St.		1 5								75	H	Arizona		1 2		162	A	UTSA		3 0	
13	N	Oklahoma St.		0 3								82	A	Nebraska		0 3		173	H	Oklahoma		2 1	
18	A	Missouri		0 2														175	A	Middle Tenn.		1 1	
19	H	Texas		0 1														197	A	Iowa St.		2 0	
20	H	Colorado		2 3														229	H	Northwestern St.		5 1	
																		251	H	Oral Roberts		4 0	
																		274	N	Alabama A&M		5 0	
																		282	H	Lamar		4 0	
LAST 10 GAMES																							
13	N	Oklahoma St.		0 3		19	H	Texas		0 1													
59	H	TCU		2 3		154	H	Baylor		2 1													
10	H	Texas A&M		0 1		18	A	Missouri		0 2													
82	A	Nebraska		0 3		27	A	Kansas		0 2													
197	A	Iowa St.		2 0		173	H	Oklahoma		2 1													

Non-Div. I Games:

Texas Tech

Average RPI Win: 197		WON-LOST	WINNING	LAST 10	STRENGTH OF		OPP. STRENGTH	TEAM	ADJ	CONF.	ADJ CONF.
Average RPI Loss: 136		RECORD	PCT. RANK	GAMES	SCHEDULE		OF SCHEDULE	RPI	RPI	RPI	RPI
DIV. I ONLY		12-5-3	.675	51	4-3-3		226	169	120	.51534	120
DIV. I NON-CONF.		5-2-0	.71429	52	0-0-0		307	160	170	.47899	166
TOTALS		RPI 1-25	RPI 26-50		W-L RECORDS		RPI 51-100		RPI 101-150		RPI 150+
12-5-3	0-0-0	0-0-0		OVERALL		0-1-0		1-2-1		11-2-2	
7-1-1	0-0-0	0-0-0		HOME		0-1-0		1-0-1		6-0-0	
4-2-2	0-0-0	0-0-0		AWAY		0-0-0		0-0-0		4-2-2	
1-2-0	0-0-0	0-0-0		NEUTRAL		0-0-0		0-2-0		1-0-0	
5-2-0	0-0-0	0-0-0		NON-CONFERENCE		0-0-0		0-1-0		5-1-0	
1-0-0	0-0-0	0-0-0		HOME		0-0-0		0-0-0		1-0-0	
3-1-0	0-0-0	0-0-		AWAY		0-0-0		0-0-0		3-1-0	
1-1-0	0-0-0	0-0-0		NEUTRAL		0-0-0		0-1-0		1-0-0	
7-3-3	0-0-0	0-0-0		CONFERENCE		0-1-0		1-1-1		6-1-2	
6-1-1	0-0-0	0-0-0		HOME		0-1-0		1-0-1		5-0-0	
1-1-2	0-0-0	0-0-0		AWAY		0-0-0		0-0-0		1-1-2	
0-1-0	0-0-0	0-0-0		NEUTRAL		0-0-0		0-1-0		0-0-0	
RPI S	Opponent	Score	RPI S	Opponent	Score	RPI S	Opponent	Score	RPI S	Opponent	Score
						61 H Toledo		0 1	101 H Eastern Mich.		2 2
									101 N Eastern Mich.		0 2
									125 H Bowling Green		2 0
									141 N St. Bonaventure		0 1
									161 A Detroit		3 1
									168 A Valparaiso		0 1
									169 H Northern Ill.		2 0
									171 H Western Mich.		1 0
									173 A Oklahoma		3 1
									178 H Ball St.		3 0
									178 H Ball St.		1 0
									189 A Akron		0 0
									199 A Oakland		1 0
									208 A Ohio		0 1
									222 A Kent St.		4 1
									224 H Miami (Ohio)		3 0
									237 A Buffalo		2 2
									259 N Cornell		3 0
									308 H IPFW		1 0
LAST 10 GAMES											
						101 N Eastern Mich.		0 2	61 H Toledo		0 1
						178 H Ball St.		1 0	125 H Bowling Green		2 0
						101 H Eastern Mich.		2 2	237 A Buffalo		2 2
						189 A Akron		0 0	222 A Kent St.		4 1
						208 A Ohio		0 1	171 H Western Mich.		1 0

Non-Div. I Games:

Central Mich.

Average RPI Win:		173	WON-LOST RECORD		WINNING PCT. RANK		LAST 10 GAMES		STRENGTH OF SCHEDULE		OPP. STRENGTH OF SCHEDULE		TEAM RPI		ADJ RPI		CONF. RPI		ADJ CONF. RPI										
DIV. I ONLY		8-9-2		.47368		172		4-4-2		86		101		123		.51467		121		10		10							
DIV. I NON-CONF.		6-5-0		.54545		143		2-0-0		75		94		96		.53912		97		10		10							
TOTALS		RPI 1-25		RPI 26-50		W-L RECORDS		RPI 51-100		RPI 101-150		RPI 150+																	
8-9-2		0-2-0		0-1-1		OVERALL		0-3-0		4-1-1		4-2-0																	
6-4-1		0-0-0		0-0-0		HOME		0-1-0		3-1-1		3-2-0																	
2-5-1		0-2-0		0-1-1		AWAY		0-2-0		1-0-0		1-0-0																	
0-0-0		0-0-0		0-0-0		NEUTRAL		0-0-0		0-0-0		0-0-0																	
6-5-0		0-2-0		0-1-0		NON-CONFERENCE		0-1-0		2-0-0		4-1-0																	
5-2-0		0-0-0		0-0-0		HOME		0-1-0		2-0-0		3-1-0																	
1-3-0		0-2-0		0-0-		AWAY		0-0-0		0-0-0		1-0-0																	
0-0-0		0-0-0		0-0-0		NEUTRAL		0-0-0		0-0-0		0-0-0																	
2-4-2		0-0-0		0-0-1		CONFERENCE		0-2-0		2-1-1		0-1-0																	
1-2-1		0-0-0		0-0-0		HOME		0-0-0		1-1-1		0-1-0																	
1-2-1		0-0-0		0-0-1		AWAY		0-2-0		1-0-0		0-0-0																	
0-0-0		0-0-0		0-0-0		NEUTRAL		0-0-0		0-0-0		0-0-0																	
RPI	S	Opponent		Score		RPI	S	Opponent		Score		RPI	S	Opponent		Score		RPI	S	Opponent		Score							
4	A	UCLA		0	3	28	A	Long Beach St.		0	0	62	A	UC Santa Barbara		0	4	112	H	Pepperdine		2	1						
23	A	San Diego		0	1	50	A	Loyola Marymount		1	3	78	H	UNLV		0	2	115	H	Pacific		0	1						
																		97	A	Cal Poly		0	1	128	H	Northern Ariz.		1	0
																								142	H	Cal St. Northridge		0	0
																								144	H	UC Davis		1	0
																								150	A	UC Riverside		1	0
																								157	H	St. Mary's (Cal.)		1	2
																								161	H	Detroit		1	0
																								172	H	Cal St. Fullerton		1	2
																								205	H	Weber St.		3	2
																								225	H	San Francisco		2	0
																								262	A	Southern Utah		2	0
LAST 10 GAMES																													
						62 A UC Santa Barbara						0	4	28 A Long Beach St.						0	0								
						97 A Cal Poly						0	1	144 H UC Davis						1	0								
						142 H Cal St. Northridge						0	0	115 H Pacific						0	1								
						150 A UC Riverside						1	0	112 H Pepperdine						2	1								
						172 H Cal St. Fullerton						1	2	225 H San Francisco						2	0								

Non-Div. I Games:

UC Irvine

Average RPI Win:		142	WON-LOST RECORD		WINNING PCT. RANK		LAST 10 GAMES		STRENGTH OF SCHEDULE		OPP. STRENGTH OF SCHEDULE		TEAM RPI		ADJ RPI		CONF. RPI		ADJ CONF. RPI		
DIV. I ONLY		7-10-3		.425 197		4-5-1		73		68		125		.51449 122		6		5			
DIV. I NON-CONF.		2-4-2		.375 216		0-0-0		89		76		154		.4918 153		5		5			
TOTALS		RPI 1-25		RPI 26-50		W-L RECORDS		RPI 51-100		RPI 101-150		RPI 150+									
7-10-3		0-2-0		2-2-0		OVERALL		0-4-1		2-1-1		3-1-1									
4-5-0		0-1-0		1-1-0		HOME		0-2-0		1-1-0		2-0-0									
3-4-3		0-1-0		1-0-0		AWAY		0-2-1		1-0-1		1-1-1									
0-1-0		0-0-0		0-1-0		NEUTRAL		0-0-0		0-0-0		0-0-0									
2-4-2		0-1-0		0-0-0		NON-CONFERENCE		0-2-1		0-0-0		2-1-1									
2-2-0		0-1-0		0-0-0		HOME		0-1-0		0-0-0		2-0-0									
0-2-2		0-0-0		0-0-		AWAY		0-1-1		0-0-0		0-1-1									
0-0-0		0-0-0		0-0-0		NEUTRAL		0-0-0		0-0-0		0-0-0									
5-6-1		0-1-0		2-2-0		CONFERENCE		0-2-0		2-1-1		1-0-0									
2-3-0		0-0-0		1-1-0		HOME		0-1-0		1-1-0		0-0-0									
3-2-1		0-1-0		1-0-0		AWAY		0-1-0		1-0-1		1-0-0									
0-1-0		0-0-0		0-1-0		NEUTRAL		0-0-0		0-0-0		0-0-0									
RPI	S	Opponent		Score		RPI	S	Opponent		Score		RPI	S	Opponent		Score					
8	A	Florida		0 1		38	H	Georgia		0 1		51	H	Memphis		1 2		104	A	Vanderbilt	0 0
20	H	Colorado		2 3		44	H	LSU		1 0		52	A	South Carolina		2 3		109	A	Alabama	2 1
						44	N	LSU		1 2		54	A	Western Ky.		1 2		131	H	Kentucky	3 1
						47	A	Auburn		3 1		59	A	TCU		2 2		136	H	Arkansas	0 2
												73	H	Tennessee		0 1		159	A	SMU	2 2
																		173	H	Oklahoma	2 1
																		175	A	Middle Tenn.	0 1
																		239	A	Mississippi St.	3 1
																		254	H	Southern Miss.	1 0
LAST 10 GAMES																					
						44	N	LSU		1 2		73	H	Tennessee		0 1					
						239	A	Mississippi St.		3 1		52	A	South Carolina		2 3					
						131	H	Kentucky		3 1		8	A	Florida		0 1					
						104	A	Vanderbilt		0 0		109	A	Alabama		2 1					
						38	H	Georgia		0 1		47	A	Auburn		3 1					

Non-Div. I Games:

Mississippi

Navy

Average RPI Win: 236		WON-LOST RECORD		WINNING PCT. RANK		LAST 10 GAMES		STRENGTH OF SCHEDULE		OPP. STRENGTH OF SCHEDULE		TEAM RPI		ADJ RPI		CONF. RPI		ADJ CONF. RPI					
DIV. I ONLY		15-4-3		.75		23		7-1-2		271		209		119		.51423		123		22		22	
DIV. I NON-CONF.		9-3-1		.73077		44		2-0-0		259		172		128		.50895		128		21		21	
TOTALS		RPI 1-25		RPI 26-50		W-L RECORDS		RPI 51-100		RPI 101-150		RPI 150+											
15-4-3		0-1-0		0-0-0		OVERALL		0-0-0		2-2-2		13-1-1											
10-3-2		0-0-0		0-0-0		HOME		0-0-0		1-2-1		9-1-1											
5-1-1		0-1-0		0-0-0		AWAY		0-0-0		1-0-1		4-0-0											
0-0-0		0-0-0		0-0-0		NEUTRAL		0-0-0		0-0-0		0-0-0											
9-3-1		0-1-0		0-0-0		NON-CONFERENCE		0-0-0		1-1-1		8-1-0											
6-2-1		0-0-0		0-0-0		HOME		0-0-0		0-1-1		6-1-0											
3-1-0		0-1-0		0-0-		AWAY		0-0-0		1-0-0		2-0-0											
0-0-0		0-0-0		0-0-0		NEUTRAL		0-0-0		0-0-0		0-0-0											
6-1-2		0-0-0		0-0-0		CONFERENCE		0-0-0		1-1-1		5-0-1											
4-1-1		0-0-0		0-0-0		HOME		0-0-0		1-1-0		3-0-1											
2-0-1		0-0-0		0-0-0		AWAY		0-0-0		0-0-1		2-0-0											
0-0-0		0-0-0		0-0-0		NEUTRAL		0-0-0		0-0-0		0-0-0											
RPI	S	Opponent		Score		RPI	S	Opponent		Score		RPI	S	Opponent		Score							
3	A	Stanford		1	3							102	H	Central Conn. St.		0	0						
												103	H	VCU		1	3						
												137	H	Bucknell		1	0						
												138	A	Army		0	0						
												138	H	Army		0	1						
												144	A	UC Davis		2	1						
												192	H	St. Francis (Pa.)		2	1						
												195	H	Francis Marion		3	0						
												209	A	VMI		1	0						
												211	A	Colgate		1	0						
												211	H	Colgate		1	0						
												230	H	Lehigh		2	0						
												232	H	American		0	0						
												249	A	Liberty		2	1						
												257	H	Winthrop		0	1						
												266	A	Holy Cross		3	2						
												277	H	Vermont		3	0						
												293	H	UMBC		2	0						
												306	H	Mt. St. Mary's		5	1						
												307	H	Delaware St.		5	0						
												309	H	Lafayette		4	0						
LAST 10 GAMES																							
						138	H	Army		0	1	293	H	UMBC		2	0						
						211	H	Colgate		1	0	232	H	American		0	0						
						211	A	Colgate		1	0	230	H	Lehigh		2	0						
						266	A	Holy Cross		3	2	309	H	Lafayette		4	0						
						138	A	Army		0	0	307	H	Delaware St.		5	0						

Non-Div. I Games:

Navy

Average RPI Win:	228	WON-LOST RECORD	WINNING PCT. RANK	LAST 10 GAMES	STRENGTH OF SCHEDULE	OPP. STRENGTH OF SCHEDULE	TEAM RPI	ADJ RPI	CONF. RPI	ADJ CONF. RPI						
DIV. I ONLY	13-7-1	.64286	64	5-4-1	197	211	122	.51357	124	20	20					
DIV. I NON-CONF.	5-4-0	.55556	132	1-1-0	197	131	151	.49563	148	25	25					
<hr/>																
TOTALS	RPI 1-25	RPI 26-50		W-L RECORDS		RPI 51-100		RPI 101-150		RPI 150+						
13-7-1	0-1-0	1-1-0		OVERALL		1-2-0		0-0-0		11-3-1						
5-1-0	0-0-0	0-0-0		HOME		0-0-0		0-0-0		5-1-0						
5-5-1	0-1-0	1-1-0		AWAY		1-1-0		0-0-0		3-2-1						
3-1-0	0-0-0	0-0-0		NEUTRAL		0-1-0		0-0-0		3-0-0						
<hr/>																
5-4-0	0-1-0	1-1-0		NON-CONFERENCE		0-1-0		0-0-0		4-1-0						
1-0-0	0-0-0	0-0-0		HOME		0-0-0		0-0-0		1-0-0						
2-4-0	0-1-0	1-0-		AWAY		0-1-0		0-0-0		1-1-0						
2-0-0	0-0-0	0-0-0		NEUTRAL		0-0-0		0-0-0		2-0-0						
<hr/>																
8-3-1	0-0-0	0-0-0		CONFERENCE		1-1-0		0-0-0		7-2-1						
4-1-0	0-0-0	0-0-0		HOME		0-0-0		0-0-0		4-1-0						
3-1-1	0-0-0	0-0-0		AWAY		1-0-0		0-0-0		2-1-1						
1-1-0	0-0-0	0-0-0		NEUTRAL		0-1-0		0-0-0		1-0-0						
<hr/>																
RPI	S	Opponent	Score		RPI	S	Opponent	Score		RPI	S	Opponent	Score			
9	A	Duke	0	9	40	A	East Carolina	2	1	87	A	Radford	1	0		
					43	A	UNC Greensboro	2	3	87	N	Radford	1	2		
										88	A	Furman	0	2		
												188	A	High Point	1	0
												188	A	High Point	2	2
												195	A	Francis Marion	0	1
												198	A	Charleston So.	1	4
												209	H	VMI	1	0
												240	N	Wofford	2	0
												249	H	Liberty	3	2
												255	H	UNC Asheville	3	2
												257	H	Winthrop	0	1
												263	A	Presbyterian	2	0
												280	H	Gardner-Webb	2	1
												280	N	Gardner-Webb	3	0
												285	H	S.C. Upstate	5	0
												290	N	Austin Peay	4	1
												298	A	Citadel	4	1
<hr/>																
LAST 10 GAMES																
87 N Radford					1	2	195 A Francis Marion					0	1			
188 A High Point					1	0	209 H VMI					1	0			
280 N Gardner-Webb					3	0	257 H Winthrop					0	1			
188 A High Point					2	2	198 A Charleston So.					1	4			
285 H S.C. Upstate					5	0	87 A Radford					1	0			

Non-Div. I Games:

Coastal Caro.

Average RPI Win: 215		WON-LOST	WINNING	LAST 10	STRENGTH OF		OPP. STRENGTH	TEAM	ADJ	CONF.	ADJ CONF.
Average RPI Loss: 94		RECORD	PCT. RANK	GAMES	SCHEDULE		OF SCHEDULE	RPI	RPI	RPI	RPI
DIV. I ONLY		12-6-4	.63636	70	6-3-1		225	130	124	.51354	125
DIV. I NON-CONF.		5-2-2	.66667	72	0-0-0		286	92	161	.48668	156
TOTALS		RPI 1-25	RPI 26-50		W-L RECORDS		RPI 51-100		RPI 101-150		RPI 150+
12-6-4		0-0-0	0-1-0		OVERALL		0-2-2		0-2-0		12-1-2
8-1-1		0-0-0	0-1-0		HOME		0-0-1		0-0-0		8-0-0
4-5-3		0-0-0	0-0-0		AWAY		0-2-1		0-2-0		4-1-2
0-0-0		0-0-0	0-0-0		NEUTRAL		0-0-0		0-0-0		0-0-0
5-2-2		0-0-0	0-1-0		NON-CONFERENCE		0-1-1		0-0-0		5-0-1
3-1-0		0-0-0	0-1-0		HOME		0-0-0		0-0-0		3-0-0
2-1-2		0-0-0	0-0-		AWAY		0-1-1		0-0-0		2-0-1
0-0-0		0-0-0	0-0-0		NEUTRAL		0-0-0		0-0-0		0-0-0
7-4-2		0-0-0	0-0-0		CONFERENCE		0-1-1		0-2-0		7-1-1
5-0-1		0-0-0	0-0-0		HOME		0-0-1		0-0-0		5-0-0
2-4-1		0-0-0	0-0-0		AWAY		0-1-0		0-2-0		2-1-1
0-0-0		0-0-0	0-0-0		NEUTRAL		0-0-0		0-0-0		0-0-0
RPI S	Opponent	Score	RPI S	Opponent	Score	RPI S	Opponent	Score	RPI S	Opponent	Score
			32 H	Michigan St.	0 3	61 A	Toledo	0 1	101 A	Eastern Mich.	0 2
						61 H	Toledo	1 1	120 A	Central Mich.	0 2
						67 A	Ohio St.	1 1	161 H	Detroit	4 0
						78 A	Cincinnati	1 3	169 A	Northern Ill.	1 2
									171 A	Western Mich.	1 0
									171 H	Western Mich.	2 0
									178 H	Ball St.	1 0
									189 A	Akron	2 0
									191 H	Marshall	3 0
									199 A	Oakland	0 0
									208 A	Ohio	0 0
									222 H	Kent St.	1 0
									224 H	Miami (Ohio)	4 0
									237 H	Buffalo	3 0
									245 A	Xavier	2 0
									286 H	Tennessee Tech	7 0
									308 A	IPFW	4 0
LAST 10 GAMES											
			61 A	Toledo	0 1	101 A	Eastern Mich.	0 2			
			171 H	Western Mich.	2 0	120 A	Central Mich.	0 2			
			61 H	Toledo	1 1	224 H	Miami (Ohio)	4 0			
			237 H	Buffalo	3 0	178 H	Ball St.	1 0			
			222 H	Kent St.	1 0	189 A	Akron	2 0			

Non-Div. I Games:

Bowling Green

Average RPI Win: 179		WON-LOST	WINNING	LAST 10	STRENGTH OF		OPP. STRENGTH	TEAM	ADJ		CONF.	ADJ CONF.			
Average RPI Loss: 45		RECORD	PCT. RANK	GAMES	SCHEDULE		OF SCHEDULE	RPI	RPI		RPI	RPI			
DIV. I ONLY		9-11-1	.45238	179	4-6-0		103	69	129	.51304	126	3	3		
DIV. I NON-CONF.		6-4-0	.6	108	1-0-0		152	181	122	.51617	122	3	3		
TOTALS		RPI 1-25	RPI 26-50		W-L RECORDS		RPI 51-100		RPI 101-150		RPI 150+				
9-11-1		1-5-0	0-1-0		OVERALL		1-4-0		2-1-1		5-0-0				
7-5-0		1-2-0	0-0-0		HOME		1-3-0		2-0-0		3-0-0				
2-5-1		0-2-0	0-1-0		AWAY		0-1-0		0-1-1		2-0-0				
0-1-0		0-1-0	0-0-0		NEUTRAL		0-0-0		0-0-0		0-0-0				
6-4-0		0-2-0	0-0-0		NON-CONFERENCE		0-1-0		1-1-0		5-0-0				
4-1-0		0-0-0	0-0-0		HOME		0-1-0		1-0-0		3-0-0				
2-2-0		0-1-0	0-0-		AWAY		0-0-0		0-1-0		2-0-0				
0-1-0		0-1-0	0-0-0		NEUTRAL		0-0-0		0-0-0		0-0-0				
3-7-1		1-3-0	0-1-0		CONFERENCE		1-3-0		1-0-1		0-0-0				
3-4-0		1-2-0	0-0-0		HOME		1-2-0		1-0-0		0-0-0				
0-3-1		0-1-0	0-1-0		AWAY		0-1-0		0-0-1		0-0-0				
0-0-0		0-0-0	0-0-0		NEUTRAL		0-0-0		0-0-0		0-0-0				
RPI S	Opponent	Score		RPI S	Opponent	Score		RPI S	Opponent	Score		RPI S	Opponent	Score	
11 A	Penn St.	0	1	32 A	Michigan St.	0	4	53 H	Purdue	1	2	106 H	Indiana	1	0
11 H	Penn St.	1	2					63 H	Northwestern	2	3	112 A	Pepperdine	0	1
17 H	Minnesota	0	1					67 A	Ohio St.	2	3	116 H	Creighton	2	0
18 A	Missouri	1	2					85 H	South Dakota St.	1	2	130 A	Michigan	0	0
22 H	Illinois	1	0					95 H	Wisconsin	3	0	197 A	Iowa St.	3	2
23 N	San Diego	0	1									217 H	Drake	4	0
												269 H	Western Ill.	1	0
												287 H	North Dakota St.	3	0
												300 A	UNI	2	0
LAST 10 GAMES															
11 H	Penn St.	1	2	67 A	Ohio St.	2	3								
17 H	Minnesota	0	1	53 H	Purdue	1	2								
95 H	Wisconsin	3	0	22 H	Illinois	1	0								
63 H	Northwestern	2	3	287 H	North Dakota St.	3	0								
11 A	Penn St.	0	1	106 H	Indiana	1	0								

Non-Div. I Games:

Iowa

Average RPI Win:		173	WON-LOST RECORD		WINNING PCT. RANK	LAST 10 GAMES	STRENGTH OF SCHEDULE		OPP. STRENGTH OF SCHEDULE	TEAM RPI	ADJ RPI	CONF. RPI	ADJ CONF. RPI				
Average RPI Loss:		70															
DIV. I ONLY			6-10-3		.39474	213	3-5-2		57	77	128	.51186	127	9	9		
DIV. I NON-CONF.			4-5-2		.45455	187	1-0-1		68	64	108	.52479	109	9	9		
TOTALS		RPI 1-25		RPI 26-50		W-L RECORDS		RPI 51-100		RPI 101-150		RPI 150+					
6-10-3		0-3-0		0-0-1		OVERALL		2-5-2		1-1-0		3-1-0					
5-2-1		0-0-0		0-0-1		HOME		1-2-0		1-0-0		3-0-0					
1-6-1		0-2-0		0-0-0		AWAY		1-2-1		0-1-0		0-1-0					
0-2-1		0-1-0		0-0-0		NEUTRAL		0-1-1		0-0-0		0-0-0					
4-5-2		0-2-0		0-0-1		NON-CONFERENCE		2-1-1		1-1-0		1-1-0					
3-0-1		0-0-0		0-0-1		HOME		1-0-0		1-0-0		1-0-0					
1-4-0		0-1-0		0-0-		AWAY		1-1-0		0-1-0		0-1-0					
0-1-1		0-1-0		0-0-0		NEUTRAL		0-0-1		0-0-0		0-0-0					
2-5-1		0-1-0		0-0-0		CONFERENCE		0-4-1		0-0-0		2-0-0					
2-2-0		0-0-0		0-0-0		HOME		0-2-0		0-0-0		2-0-0					
0-2-1		0-1-0		0-0-0		AWAY		0-1-1		0-0-0		0-0-0					
0-1-0		0-0-0		0-0-0		NEUTRAL		0-1-0		0-0-0		0-0-0					
RPI	S	Opponent		Score		RPI	S	Opponent		Score		RPI	S	Opponent		Score	
5	A	Portland		0	3	50	H	Loyola Marymount		0	0	58	A	Utah		1	4
15	A	BYU		0	2							59	H	TCU		1	2
16	N	Washington		0	2							59	N	TCU		1	2
												65	H	Arizona St.		2	1
												70	A	New Mexico		1	1
												78	H	UNLV		1	2
												92	A	Villanova		2	3
												94	N	Loyola (Md.)		3	3
												97	A	Cal Poly		1	0
LAST 10 GAMES																	
						59	N	TCU		1	2	15	A	BYU		0	2
						59	H	TCU		1	2	58	A	Utah		1	4
						70	A	New Mexico		1	1	50	H	Loyola Marymount		0	0
						207	H	Wyoming		4	0	78	H	UNLV		1	2
						252	H	Air Force		7	0	267	H	San Jose St.		3	0

Non-Div. I Games:

San Diego St.

Average RPI Win: 252		WON-LOST	WINNING	LAST 10	STRENGTH OF		OPP. STRENGTH	TEAM	ADJ		CONF.	ADJ CONF.			
Average RPI Loss: 68		RECORD	PCT. RANK	GAMES	SCHEDULE		OF SCHEDULE	RPI	RPI		RPI	RPI			
DIV. I ONLY		11-7-3	.59524	95	6-2-2		169	166	126	.51182	128	28	28		
DIV. I NON-CONF.		5-6-1	.45833	184	0-1-0		61	95	107	.52677	106	22	22		
TOTALS		RPI 1-25	RPI 26-50		W-L RECORDS		RPI 51-100		RPI 101-150		RPI 150+				
11-7-3		0-3-0	0-0-0		OVERALL		0-2-1		0-1-0		11-1-2				
8-3-0		0-0-0	0-0-0		HOME		0-2-0		0-0-0		8-1-0				
2-3-3		0-2-0	0-0-0		AWAY		0-0-1		0-1-0		2-0-2				
1-1-0		0-1-0	0-0-0		NEUTRAL		0-0-0		0-0-0		1-0-0				
5-6-1		0-3-0	0-0-0		NON-CONFERENCE		0-2-1		0-1-0		5-0-0				
5-2-0		0-0-0	0-0-0		HOME		0-2-0		0-0-0		5-0-0				
0-3-1		0-2-0	0-0-		AWAY		0-0-1		0-1-0		0-0-0				
0-1-0		0-1-0	0-0-0		NEUTRAL		0-0-0		0-0-0		0-0-0				
6-1-2		0-0-0	0-0-0		CONFERENCE		0-0-0		0-0-0		6-1-2				
3-1-0		0-0-0	0-0-0		HOME		0-0-0		0-0-0		3-1-0				
2-0-2		0-0-0	0-0-0		AWAY		0-0-0		0-0-0		2-0-2				
1-0-0		0-0-0	0-0-0		NEUTRAL		0-0-0		0-0-0		1-0-0				
RPI S	Opponent	Score		RPI S	Opponent	Score		RPI S	Opponent	Score		RPI S	Opponent	Score	
5 A	Portland	0	7					59 H	TCU	0	1	121 A	UC Irvine	0	1
5 A	Portland	1	6					65 H	Arizona St.	2	4	205 A	Weber St.	2	1
16 N	Washington	1	3					70 A	New Mexico	1	1	205 H	Weber St.	0	1
												209 H	VMI	3	1
												228 A	Portland St.	0	0
												228 N	Portland St.	1	0
												233 A	Montana	1	1
												234 H	Sacramento St.	2	0
												235 H	Utah Valley	3	1
												262 H	Southern Utah	1	0
												271 A	Eastern Wash.	1	0
												275 H	Idaho St.	1	0
												276 H	La.-Monroe	5	2
												284 H	Northern Colo.	2	1
												297 H	Central Ark.	5	0
LAST 10 GAMES															
5 A	Portland	1	6	271 A	Eastern Wash.	1	0								
205 A	Weber St.	2	1	275 H	Idaho St.	1	0								
228 N	Portland St.	1	0	205 H	Weber St.	0	1								
284 H	Northern Colo.	2	1	228 A	Portland St.	0	0								
233 A	Montana	1	1	234 H	Sacramento St.	2	0								

Non-Div. I Games: Embry-Riddle (FL) 9 1

Northern Ariz.

Average RPI Win: 167		WON-LOST	WINNING	LAST 10	STRENGTH OF		OPP. STRENGTH	TEAM	ADJ	CONF.	ADJ CONF.
Average RPI Loss: 44		RECORD	PCT. RANK	GAMES	SCHEDULE		OF SCHEDULE	RPI	RPI	RPI	RPI
DIV. I ONLY		7-10-1	.41667	204	87		29	127	.51077	129	1
DIV. I NON-CONF.		4-3-1	.5625	127	238		194	173	.47438	174	1
TOTALS		RPI 1-25	RPI 26-50		W-L RECORDS		RPI 51-100		RPI 101-150		RPI 150+
7-10-1		0-6-0	1-2-0		OVERALL		1-0-0		2-1-0		3-1-1
5-5-1		0-3-0	1-0-0		HOME		0-0-0		1-1-0		3-1-1
1-4-0		0-3-0	0-1-0		AWAY		0-0-0		1-0-0		0-0-0
1-1-0		0-0-0	0-1-0		NEUTRAL		1-0-0		0-0-0		0-0-0
4-3-1		0-0-0	0-1-0		NON-CONFERENCE		1-0-0		0-1-0		3-1-1
3-2-1		0-0-0	0-0-0		HOME		0-0-0		0-1-0		3-1-1
0-0-0		0-0-0	0-0-		AWAY		0-0-0		0-0-0		0-0-0
1-1-0		0-0-0	0-1-0		NEUTRAL		1-0-0		0-0-0		0-0-0
3-7-0		0-6-0	1-1-0		CONFERENCE		0-0-0		2-0-0		0-0-0
2-3-0		0-3-0	1-0-0		HOME		0-0-0		1-0-0		0-0-0
1-4-0		0-3-0	0-1-0		AWAY		0-0-0		1-0-0		0-0-0
0-0-0		0-0-0	0-0-0		NEUTRAL		0-0-0		0-0-0		0-0-0
RPI S	Opponent	Score	RPI S	Opponent	Score	RPI S	Opponent	Score	RPI S	Opponent	Score
1 A	North Carolina	0 5	29 A	Virginia Tech	0 1	98 N	Dartmouth	2 1	132 A	North Carolina St.	2 1
6 H	Florida St.	0 1	35 H	Miami (Fla.)	1 0				133 H	Clemson	1 0
7 A	Boston College	0 1	39 N	William & Mary	0 1				137 H	Bucknell	2 3
9 H	Duke	0 1							176 H	Elon	0 1
12 H	Virginia	2 3							216 H	George Mason	5 0
24 A	Wake Forest	0 2							232 H	American	1 1
									248 H	Temple	2 0
									306 H	Mt. St. Mary's	10 0
LAST 10 GAMES											
	133 H	Clemson	1	0		9	H Duke	0	1		
	132 A	North Carolina St.	2	1		35	H Miami (Fla.)	1	0		
	7 A	Boston College	0	1		6	H Florida St.	0	1		
	29 A	Virginia Tech	0	1		1	A North Carolina	0	5		
	12 H	Virginia	2	3		24	A Wake Forest	0	2		

Non-Div. I Games:

Maryland

Average RPI Win: 165		WON-LOST	WINNING	LAST 10	STRENGTH OF		OPP. STRENGTH	TEAM	ADJ	CONF.	ADJ CONF.
Average RPI Loss: 52		RECORD	PCT. RANK	GAMES	SCHEDULE		OF SCHEDULE	RPI	RPI	RPI	RPI
DIV. I ONLY		4-10-5	.34211	240	1-6-3		51	36	137	.51052	130
DIV. I NON-CONF.		3-4-2	.44444	191	0-0-0		57	65	104	.52936	103
TOTALS		RPI 1-25	RPI 26-50		W-L RECORDS		RPI 51-100		RPI 101-150		RPI 150+
4-10-5		0-4-0	0-1-1		OVERALL		1-4-2		0-1-2		3-0-0
3-3-1		0-2-0	0-1-0		HOME		1-0-0		0-0-1		2-0-0
1-7-4		0-2-0	0-0-1		AWAY		0-4-2		0-1-1		1-0-0
0-0-0		0-0-0	0-0-0		NEUTRAL		0-0-0		0-0-0		0-0-0
3-4-2		0-1-0	0-1-0		NON-CONFERENCE		0-2-1		0-0-1		3-0-0
2-1-0		0-0-0	0-1-0		HOME		0-0-0		0-0-0		2-0-0
1-3-2		0-1-0	0-0-		AWAY		0-2-1		0-0-1		1-0-0
0-0-0		0-0-0	0-0-0		NEUTRAL		0-0-0		0-0-0		0-0-0
1-6-3		0-3-0	0-0-1		CONFERENCE		1-2-1		0-1-1		0-0-0
1-2-1		0-2-0	0-0-0		HOME		1-0-0		0-0-1		0-0-0
0-4-2		0-1-0	0-0-1		AWAY		0-2-1		0-1-0		0-0-0
0-0-0		0-0-0	0-0-0		NEUTRAL		0-0-0		0-0-0		0-0-0
RPI S	Opponent	Score	RPI S	Opponent	Score	RPI S	Opponent	Score	RPI S	Opponent	Score
2 A	Notre Dame	0 7	32 A	Michigan St.	1 1	53 A	Purdue	1 1	101 A	Eastern Mich.	2 2
11 H	Penn St.	0 4	46 H	Dayton	2 3	63 A	Northwestern	0 1	106 A	Indiana	0 1
17 H	Minnesota	0 1				65 A	Arizona St.	1 1	126 H	Iowa	0 0
22 A	Illinois	0 1				67 H	Ohio St.	2 0	171 H	Western Mich.	2 1
						75 A	Arizona	0 1	199 H	Oakland	6 2
						78 A	Cincinnati	1 2	224 A	Miami (Ohio)	1 0
						95 A	Wisconsin	1 3			
LAST 10 GAMES											
	32 A Michigan St.	1 1		11 H Penn St.	0 4						
	106 A Indiana	0 1		22 A Illinois	0 1						
	63 A Northwestern	0 1		53 A Purdue	1 1						
	95 A Wisconsin	1 3		17 H Minnesota	0 1						
	67 H Ohio St.	2 0		126 H Iowa	0 0						

Non-Div. I Games:

Michigan

Average RPI Win: 145		WON-LOST RECORD		WINNING PCT. RANK		LAST 10 GAMES		STRENGTH OF SCHEDULE		OPP. STRENGTH OF SCHEDULE		TEAM RPI		ADJ RPI		CONF. RPI		ADJ CONF. RPI			
DIV. I ONLY		5-12-2		.31579 253		3-7-0		31		57		131		.50989 131		6		5			
DIV. I NON-CONF.		2-5-1		.3125 241		0-0-0		15		45		91		.54529 90		5		5			
TOTALS		RPI 1-25		RPI 26-50		W-L RECORDS		RPI 51-100		RPI 101-150		RPI 150+									
5-12-2		0-4-0		0-3-1		OVERALL		1-3-0		2-2-0		2-0-1									
4-3-2		0-2-0		0-0-1		HOME		0-1-0		2-0-0		2-0-1									
1-8-0		0-1-0		0-3-0		AWAY		1-2-0		0-2-0		0-0-0									
0-1-0		0-1-0		0-0-0		NEUTRAL		0-0-0		0-0-0		0-0-0									
2-5-1		0-3-0		0-1-0		NON-CONFERENCE		1-1-0		0-0-0		1-0-1									
1-1-1		0-1-0		0-0-0		HOME		0-0-0		0-0-0		1-0-1									
1-3-0		0-1-0		0-0-		AWAY		1-1-0		0-0-0		0-0-0									
0-1-0		0-1-0		0-0-0		NEUTRAL		0-0-0		0-0-0		0-0-0									
3-7-1		0-1-0		0-2-1		CONFERENCE		0-2-0		2-2-0		1-0-0									
3-2-1		0-1-0		0-0-1		HOME		0-1-0		2-0-0		1-0-0									
0-5-0		0-0-0		0-2-0		AWAY		0-1-0		0-2-0		0-0-0									
0-0-0		0-0-0		0-0-0		NEUTRAL		0-0-0		0-0-0		0-0-0									
RPI	S	Opponent		Score		RPI	S	Opponent		Score		RPI	S	Opponent		Score					
1	A	North Carolina		0	4	31	A	West Virginia		0	1	52	H	South Carolina		0	2				
8	H	Florida		2	3	38	A	Georgia		1	3	73	A	Tennessee		2	3				
9	N	Duke		1	3	44	A	LSU		1	2	78	A	Cincinnati		1	0				
19	H	Texas		1	3	47	H	Auburn		0	0	99	A	Evansville		0	1				
												104 H Vanderbilt						1	0		
												109 H Alabama						2	0		
												122 A Mississippi						1	3		
												136 A Arkansas						1	3		
												194 H Cleveland St.						4	0		
												199 H Oakland						2	2		
												239 H Mississippi St.						3	2		
						LAST 10 GAMES															
						104 H Vanderbilt						1	0	38 A Georgia						1	3
						122 A Mississippi						1	3	73 A Tennessee						2	3
						239 H Mississippi St.						3	2	8 H Florida						2	3
						44 A LSU						1	2	52 H South Carolina						0	2
						136 A Arkansas						1	3	109 H Alabama						2	0

Non-Div. I Games:

Kentucky

Average RPI Win: 200		WON-LOST	WINNING	LAST 10	STRENGTH OF		OPP. STRENGTH	TEAM	ADJ	CONF.	ADJ CONF.
Average RPI Loss: 40		RECORD	PCT. RANK	GAMES	SCHEDULE		OF SCHEDULE	RPI	RPI	RPI	RPI
DIV. I ONLY		8-12-0	.4	210	0-10-0		81	35	132	.50971	132
DIV. I NON-CONF.		8-2-0	.8	28	0-0-0		176	163	72	.56136	73
TOTALS		RPI 1-25	RPI 26-50		W-L RECORDS		RPI 51-100		RPI 101-150		RPI 150+
8-12-0		0-6-0	0-3-0		OVERALL		1-1-0		1-2-0		6-0-0
7-5-0		0-3-0	0-1-0		HOME		1-0-0		1-1-0		5-0-0
1-7-0		0-3-0	0-2-0		AWAY		0-1-0		0-1-0		1-0-0
0-0-0		0-0-0	0-0-0		NEUTRAL		0-0-0		0-0-0		0-0-0
8-2-0		0-0-0	0-1-0		NON-CONFERENCE		1-1-0		1-0-0		6-0-0
7-0-0		0-0-0	0-0-0		HOME		1-0-0		1-0-0		5-0-0
1-2-0		0-0-0	0-0-		AWAY		0-1-0		0-0-0		1-0-0
0-0-0		0-0-0	0-0-0		NEUTRAL		0-0-0		0-0-0		0-0-0
0-10-0		0-6-0	0-2-0		CONFERENCE		0-0-0		0-2-0		0-0-0
0-5-0		0-3-0	0-1-0		HOME		0-0-0		0-1-0		0-0-0
0-5-0		0-3-0	0-1-0		AWAY		0-0-0		0-1-0		0-0-0
0-0-0		0-0-0	0-0-0		NEUTRAL		0-0-0		0-0-0		0-0-0
RPI S	Opponent	Score	RPI S	Opponent	Score	RPI S	Opponent	Score	RPI S	Opponent	Score
1 H	North Carolina	0 5	29 A	Virginia Tech	0 3	55 A	Old Dominion	0 1	103 H	VCU	1 0
6 H	Florida St.	2 5	35 H	Miami (Fla.)	0 1	81 H	Western Caro.	2 0	129 H	Maryland	1 2
7 H	Boston College	0 1	39 A	William & Mary	1 2				133 A	Clemson	0 3
9 A	Duke	0 3							176 H	Elon	5 1
12 A	Virginia	0 6							210 H	Stetson	3 2
24 A	Wake Forest	1 2							240 H	Wofford	1 0
									243 H	Campbell	4 0
									253 H	North Fla.	3 2
									293 A	UMBC	2 1
LAST 10 GAMES											
6 H	Florida St.	2 5	7 H	Boston College	0 1						
35 H	Miami (Fla.)	0 1	133 A	Clemson	0 3						
129 H	Maryland	1 2	29 A	Virginia Tech	0 3						
24 A	Wake Forest	1 2	12 A	Virginia	0 6						
1 H	North Carolina	0 5	9 A	Duke	0 3						

Non-Div. I Games:

North Carolina St.

Average RPI Win:	199	WON-LOST	WINNING	LAST 10	STRENGTH OF	OPP. STRENGTH	TEAM	ADJ	CONF.	ADJ CONF.		
Average RPI Loss:	34	RECORD	PCT. RANK	GAMES	SCHEDULE	OF SCHEDULE	RPI	RPI	RPI	RPI		
DIV. I ONLY		5-11-1	.32353	252	1-8-1	49	10	133	.50899	133	1	1
DIV. I NON-CONF.		4-3-0	.57143	121	0-0-0	150	96	121	.51704	120	1	1
<hr/>												
TOTALS	RPI 1-25	RPI 26-50		W-L RECORDS		RPI 51-100		RPI 101-150		RPI 150+		
5-11-1	0-7-0	0-1-1		OVERALL		0-2-0		2-1-0		3-0-0		
4-4-1	0-3-0	0-1-1		HOME		0-0-0		2-0-0		2-0-0		
0-7-0	0-4-0	0-0-0		AWAY		0-2-0		0-1-0		0-0-0		
1-0-0	0-0-0	0-0-0		NEUTRAL		0-0-0		0-0-0		1-0-0		
<hr/>												
4-3-0	0-1-0	0-0-0		NON-CONFERENCE		0-2-0		1-0-0		3-0-0		
3-1-0	0-1-0	0-0-0		HOME		0-0-0		1-0-0		2-0-0		
0-2-0	0-0-0	0-0-		AWAY		0-2-0		0-0-0		0-0-0		
1-0-0	0-0-0	0-0-0		NEUTRAL		0-0-0		0-0-0		1-0-0		
<hr/>												
1-8-1	0-6-0	0-1-1		CONFERENCE		0-0-0		1-1-0		0-0-0		
1-3-1	0-2-0	0-1-1		HOME		0-0-0		1-0-0		0-0-0		
0-5-0	0-4-0	0-0-0		AWAY		0-0-0		0-1-0		0-0-0		
0-0-0	0-0-0	0-0-0		NEUTRAL		0-0-0		0-0-0		0-0-0		
<hr/>												
RPI	S	Opponent	Score	RPI	S	Opponent	Score	RPI	S	Opponent	Score	
1	H	North Carolina	2 5	29	H	Virginia Tech	2 2	52	A	South Carolina	0 1	
6	A	Florida St.	0 4	35	H	Miami (Fla.)	0 1	88	A	Furman	1 2	
7	A	Boston College	0 1									
9	A	Duke	0 6									
12	H	Virginia	1 7									
14	H	Southern California	2 6									
24	A	Wake Forest	0 2									
<hr/>												
LAST 10 GAMES												
		7 A Boston College	0 1			24 A Wake Forest	0 2					
		129 A Maryland	0 1			132 H North Carolina St.	3 0					
		9 A Duke	0 6			12 H Virginia	1 7					
		6 A Florida St.	0 4			29 H Virginia Tech	2 2					
		35 H Miami (Fla.)	0 1			1 H North Carolina	2 5					

Non-Div. I Games:

Clemson

Average RPI Win:		241	WON-LOST RECORD		WINNING PCT. RANK		LAST 10 GAMES		STRENGTH OF SCHEDULE		OPP. STRENGTH OF SCHEDULE		TEAM RPI		ADJ RPI		CONF. RPI		ADJ CONF. RPI				
Average RPI Loss:		89																					
DIV. I ONLY			11-8-0		.57895 103		7-3-0		155		207		130		.50658 134		27		27				
DIV. I NON-CONF.			4-5-0		.44444 191		0-0-0		78		114		129		.50973 127		24		23				
TOTALS		RPI 1-25		RPI 26-50		W-L RECORDS		RPI 51-100		RPI 101-150		RPI 150+											
11-8-0		0-1-0		0-3-0		OVERALL		1-2-0		0-0-0		10-2-0											
7-2-0		0-0-0		0-0-0		HOME		1-2-0		0-0-0		6-0-0											
4-6-0		0-1-0		0-3-0		AWAY		0-0-0		0-0-0		4-2-0											
0-0-0		0-0-0		0-0-0		NEUTRAL		0-0-0		0-0-0		0-0-0											
4-5-0		0-1-0		0-1-0		NON-CONFERENCE		1-2-0		0-0-0		3-1-0											
2-2-0		0-0-0		0-0-0		HOME		1-2-0		0-0-0		1-0-0											
2-3-0		0-1-0		0-0-		AWAY		0-0-0		0-0-0		2-1-0											
0-0-0		0-0-0		0-0-0		NEUTRAL		0-0-0		0-0-0		0-0-0											
7-3-0		0-0-0		0-2-0		CONFERENCE		0-0-0		0-0-0		7-1-0											
5-0-0		0-0-0		0-0-0		HOME		0-0-0		0-0-0		5-0-0											
2-3-0		0-0-0		0-2-0		AWAY		0-0-0		0-0-0		2-1-0											
0-0-0		0-0-0		0-0-0		NEUTRAL		0-0-0		0-0-0		0-0-0											
RPI	S	Opponent		Score		RPI	S	Opponent		Score		RPI	S	Opponent		Score							
7	A	Boston College		0 5		48	A	Hofstra		0 1		60	H	Columbia		0 4		170	A	Providence 0 2			
						49	A	Boston U.		1 2		86	H	Long Island		0 1		196	H	Hartford 1 0			
						49	A	Boston U.		0 2		91	H	Fordham		2 1		202	A	Manhattan 1 0			
																		231	H	Maine 5 0			
																		241	A	New Hampshire 2 3			
																		258	H	Binghamton-SUNY 2 0			
																		258	H	Binghamton-SUNY 3 2			
																		261	H	Bryant 2 1			
																		277	H	Vermont 1 0			
																		278	A	Iona 1 0			
																		293	A	UMBC 2 1			
																		303	A	Albany (N.Y.) 3 2			
						LAST 10 GAMES																	
						49	A	Boston U.		1 2		303	A	Albany (N.Y.)		3 2							
						258	H	Binghamton-SUNY		2 0		293	A	UMBC		2 1							
						231	H	Maine		5 0		277	H	Vermont		1 0							
						258	H	Binghamton-SUNY		3 2		241	A	New Hampshire		2 3							
						49	A	Boston U.		0 2		196	H	Hartford		1 0							

Non-Div. I Games:

Stony Brook

Average RPI Win:	156	WON-LOST RECORD	WINNING PCT. RANK	LAST 10 GAMES	STRENGTH OF SCHEDULE	OPP. STRENGTH OF SCHEDULE	TEAM RPI	ADJ RPI	CONF. RPI	ADJ CONF. RPI						
DIV. I ONLY		6-11-2	.36842	225	1-7-2	58	49	134	.50618	135	2	2				
DIV. I NON-CONF.		5-4-1	.55	138	0-0-1	155	146	133	.50106	137	2	2				
<hr/>																
TOTALS	RPI 1-25	RPI 26-50		W-L RECORDS		RPI 51-100		RPI 101-150		RPI 150+						
6-11-2	0-5-0	1-1-0		OVERALL		1-3-1		1-0-0		3-2-1						
4-4-1	0-3-0	1-0-0		HOME		1-0-0		1-0-0		1-1-1						
1-6-1	0-1-0	0-1-0		AWAY		0-3-1		0-0-0		1-1-0						
1-1-0	0-1-0	0-0-0		NEUTRAL		0-0-0		0-0-0		1-0-0						
5-4-1	0-1-0	0-0-0		NON-CONFERENCE		1-1-0		1-0-0		3-2-1						
3-1-1	0-0-0	0-0-0		HOME		1-0-0		1-0-0		1-1-1						
1-2-0	0-0-0	0-0-		AWAY		0-1-0		0-0-0		1-1-0						
1-1-0	0-1-0	0-0-0		NEUTRAL		0-0-0		0-0-0		1-0-0						
1-7-1	0-4-0	1-1-0		CONFERENCE		0-2-1		0-0-0		0-0-0						
1-3-0	0-3-0	1-0-0		HOME		0-0-0		0-0-0		0-0-0						
0-4-1	0-1-0	0-1-0		AWAY		0-2-1		0-0-0		0-0-0						
0-0-0	0-0-0	0-0-0		NEUTRAL		0-0-0		0-0-0		0-0-0						
<hr/>																
RPI	S	Opponent	Score		RPI	S	Opponent	Score		RPI	S	Opponent	Score			
3	A	Stanford	0	3	42	H	Washington St.	3	2	57	A	Oregon	0	0		
4	H	UCLA	1	2	45	A	California	0	1	58	H	Utah	1	0		
7	N	Boston College	0	3						65	A	Arizona St.	0	1		
14	H	Southern California	0	1						75	A	Arizona	1	2		
16	H	Washington	1	2						98	A	Dartmouth	0	1		
												111	H	Utah St.	2	1
												155	H	Fresno St.	1	1
												205	H	Weber St.	1	2
												228	H	Portland St.	2	1
												241	A	New Hampshire	2	1
												253	N	North Fla.	1	0
												284	A	Northern Colo.	0	1
<hr/>																
LAST 10 GAMES																
14	H	Southern California	0	1	16	H	Washington	1	2							
4	H	UCLA	1	2	57	A	Oregon	0	0							
65	A	Arizona St.	0	1	3	A	Stanford	0	3							
75	A	Arizona	1	2	45	A	California	0	1							
42	H	Washington St.	3	2	155	H	Fresno St.	1	1							

Non-Div. I Games:

Oregon St.

Average RPI Win: 197		WON-LOST RECORD		WINNING PCT. RANK		LAST 10 GAMES		STRENGTH OF SCHEDULE		OPP. STRENGTH OF SCHEDULE		TEAM RPI		ADJ RPI		CONF. RPI		ADJ CONF. RPI	
DIV. I ONLY		11-8-0		.57895 103		3-7-0		217		104		135		.50577 136		6		5	
DIV. I NON-CONF.		7-1-0		.875 9		0-0-0		275		237		99		.53261 99		5		5	
TOTALS		RPI 1-25		RPI 26-50		W-L RECORDS		RPI 51-100		RPI 101-150		RPI 150+							
11-8-0		0-1-0		0-3-0		OVERALL		0-2-0		4-1-0		7-1-0							
5-4-0		0-0-0		0-1-0		HOME		0-1-0		2-1-0		3-1-0							
5-4-0		0-1-0		0-2-0		AWAY		0-1-0		1-0-0		4-0-0							
1-0-0		0-0-0		0-0-0		NEUTRAL		0-0-0		1-0-0		0-0-0							
7-1-0		0-0-0		0-0-0		NON-CONFERENCE		0-0-0		1-0-0		6-1-0							
3-1-0		0-0-0		0-0-0		HOME		0-0-0		0-0-0		3-1-0							
3-0-0		0-0-0		0-0-		AWAY		0-0-0		0-0-0		3-0-0							
1-0-0		0-0-0		0-0-0		NEUTRAL		0-0-0		1-0-0		0-0-0							
4-7-0		0-1-0		0-3-0		CONFERENCE		0-2-0		3-1-0		1-0-0							
2-3-0		0-0-0		0-1-0		HOME		0-1-0		2-1-0		0-0-0							
2-4-0		0-1-0		0-2-0		AWAY		0-1-0		1-0-0		1-0-0							
0-0-0		0-0-0		0-0-0		NEUTRAL		0-0-0		0-0-0		0-0-0							
RPI	S	Opponent		Score	RPI	S	Opponent		Score	RPI	S	Opponent		Score					
8	A	Florida		0 3	38	A	Georgia		1 2	52	H	South Carolina		1 3					
					44	A	LSU		1 3	73	A	Tennessee		0 2					
					47	H	Auburn		1 2										

Non-Div. I Games:

Arkansas

Average RPI Win: 251		WON-LOST	WINNING	LAST 10	STRENGTH OF		OPP. STRENGTH	TEAM	ADJ	CONF.	ADJ CONF.
Average RPI Loss: 72		RECORD	PCT. RANK	GAMES	SCHEDULE		OF SCHEDULE	RPI	RPI	RPI	RPI
DIV. I ONLY		11-6-3	.625	75	6-3-1		242	160	140	.50084	137
DIV. I NON-CONF.		6-4-2	.58333	117	1-1-0		221	108	148	.49597	145
TOTALS		RPI 1-25	RPI 26-50		W-L RECORDS		RPI 51-100		RPI 101-150		RPI 150+
11-6-3	0-2-0	0-1-0		OVERALL		0-0-1		1-3-1		10-0-1	
6-1-1	0-0-0	0-0-0		HOME		0-0-1		0-1-0		6-0-0	
5-5-1	0-2-0	0-1-0		AWAY		0-0-0		1-2-0		4-0-1	
0-0-1	0-0-0	0-0-0		NEUTRAL		0-0-0		0-0-1		0-0-0	
6-4-2	0-2-0	0-1-0		NON-CONFERENCE		0-0-1		1-1-0		5-0-1	
3-0-1	0-0-0	0-0-0		HOME		0-0-1		0-0-0		3-0-0	
3-4-1	0-2-0	0-0-		AWAY		0-0-0		1-1-0		2-0-1	
0-0-0	0-0-0	0-0-0		NEUTRAL		0-0-0		0-0-0		0-0-0	
5-2-1	0-0-0	0-0-0		CONFERENCE		0-0-0		0-2-1		5-0-0	
3-1-0	0-0-0	0-0-0		HOME		0-0-0		0-1-0		3-0-0	
2-1-0	0-0-0	0-0-0		AWAY		0-0-0		0-1-0		2-0-0	
0-0-1	0-0-0	0-0-0		NEUTRAL		0-0-0		0-0-1		0-0-0	
RPI S	Opponent	Score		RPI S	Opponent	Score		RPI S	Opponent	Score	
11 A	Penn St.	2	4	33 A	Princeton	0	3	94 H	Loyola (Md.)	2	2
25 A	Rutgers	1	4					103 A	VCU	2	3
								123 A	Navy	0	1
								129 A	Maryland	3	2
								138 H	Army	0	1
								138 N	Army	0	0
								192 A	St. Francis (Pa.)	1	1
								211 H	Colgate	3	1
								230 A	Lehigh	2	0
								232 H	American	2	1
								248 H	Temple	1	0
								266 H	Holy Cross	3	0
								268 H	Robert Morris	1	0
								272 A	Marist	2	0
								293 A	UMBC	3	0
								306 H	Mt. St. Mary's	4	0
								309 A	Lafayette	4	1
				LAST 10 GAMES							
				138 N	Army	0	0	211 H	Colgate	3	1
				232 H	American	2	1	138 H	Army	0	1
				33 A	Princeton	0	3	266 H	Holy Cross	3	0
				309 A	Lafayette	4	1	123 A	Navy	0	1
				230 A	Lehigh	2	0	272 A	Marist	2	0

Non-Div. I Games:

Bucknell

Average RPI Win: 231		WON-LOST RECORD	WINNING PCT. RANK	LAST 10 GAMES	STRENGTH OF SCHEDULE	OPP. STRENGTH OF SCHEDULE	TEAM RPI	ADJ RPI	CONF. RPI	ADJ CONF. RPI		
Average RPI Loss: 125												
DIV. I ONLY		12-6-3	.64286 64	5-2-3	227	228	136	.49999 138	22	22		
DIV. I NON-CONF.		7-5-0	.58333 117	0-1-0	247	191	171	.47806 170	21	21		
<hr/>												
TOTALS		RPI 1-25		RPI 26-50		W-L RECORDS		RPI 51-100		RPI 101-150		RPI 150+
12-6-3		0-1-0		0-0-0		OVERALL		0-2-0		3-1-2		9-2-1
3-2-2		0-0-0		0-0-0		HOME		0-1-0		1-0-1		2-1-1
7-2-0		0-1-0		0-0-0		AWAY		0-0-0		2-0-0		5-1-0
2-2-1		0-0-0		0-0-0		NEUTRAL		0-1-0		0-1-1		2-0-0
7-5-0		0-1-0		0-0-0		NON-CONFERENCE		0-2-0		1-1-0		6-1-0
3-1-0		0-0-0		0-0-0		HOME		0-1-0		1-0-0		2-0-0
2-2-0		0-1-0		0-0-		AWAY		0-0-0		0-0-0		2-1-0
2-2-0		0-0-0		0-0-0		NEUTRAL		0-1-0		0-1-0		2-0-0
5-1-3		0-0-0		0-0-0		CONFERENCE		0-0-0		2-0-2		3-1-1
0-1-2		0-0-0		0-0-0		HOME		0-0-0		0-0-1		0-1-1
5-0-0		0-0-0		0-0-0		AWAY		0-0-0		2-0-0		3-0-0
0-0-1		0-0-0		0-0-0		NEUTRAL		0-0-0		0-0-1		0-0-0
RPI S	Opponent	Score		RPI S	Opponent	Score		RPI S	Opponent	Score		
12 A	Virginia	0 2						64 N	Colorado Col.	0 3		
								76 H	St. Louis	0 2		

Non-Div. I Games:

Army

R
i
c
h
m
o
n
d

Richmond

Average RPI Win: 208		WON-LOST	WINNING	LAST 10	STRENGTH OF		OPP. STRENGTH	TEAM	ADJ	CONF.	ADJ CONF.
Average RPI Loss: 88		RECORD	PCT. RANK	GAMES	SCHEDULE		OF SCHEDULE	RPI	RPI	RPI	RPI
DIV. I ONLY		10-9-1	.525	137	5-4-1		160	137	142	.49863	140
DIV. I NON-CONF.		5-5-0	.5	148	0-0-0		228	120	179	.47274	176
TOTALS		RPI 1-25	RPI 26-50		W-L RECORDS		RPI 51-100		RPI 101-150		RPI 150+
10-9-1	0-0-0	0-3-0		OVERALL		1-2-0		0-3-0		9-1-1	
6-3-0	0-0-0	0-2-0		HOME		0-0-0		0-0-0		6-1-0	
4-5-1	0-0-0	0-0-0		AWAY		1-2-0		0-3-0		3-0-1	
0-1-0	0-0-0	0-1-0		NEUTRAL		0-0-0		0-0-0		0-0-0	
5-5-0	0-0-0	0-1-0		NON-CONFERENCE		1-2-0		0-2-0		4-0-0	
3-1-0	0-0-0	0-1-0		HOME		0-0-0		0-0-0		3-0-0	
2-4-0	0-0-0	0-0-		AWAY		1-2-0		0-2-0		1-0-0	
0-0-0	0-0-0	0-0-0		NEUTRAL		0-0-0		0-0-0		0-0-0	
5-4-1	0-0-0	0-2-0		CONFERENCE		0-0-0		0-1-0		5-1-1	
3-2-0	0-0-0	0-1-0		HOME		0-0-0		0-0-0		3-1-0	
2-1-1	0-0-0	0-0-0		AWAY		0-0-0		0-1-0		2-0-1	
0-1-0	0-0-0	0-1-0		NEUTRAL		0-0-0		0-0-0		0-0-0	
RPI S	Opponent	Score	RPI S	Opponent	Score	RPI S	Opponent	Score	RPI S	Opponent	Score
			26 H Milwaukee	0	3	67 A Ohio St.	0	2	105 A Loyola (Ill.)	1	2
			26 N Milwaukee	1	2	78 A Cincinnati	3	2	109 A Alabama	0	1
			46 H Dayton	1	2	99 A Evansville	2	5	149 A UAB	0	1
									156 A Butler	1	0
									161 H Detroit	0	1
									166 H Duquesne	3	0
									168 A Valparaiso	2	0
									194 A Cleveland St.	0	0
									194 H Cleveland St.	4	1
									201 H Green Bay	3	0
									222 H Kent St.	3	1
									289 H Youngstown St.	2	0
									294 A Eastern Ill.	1	0
									308 H IPFW	3	0
LAST 10 GAMES											
			26 N Milwaukee	1	2	156 A Butler	1	0			
			194 H Cleveland St.	4	1	26 H Milwaukee	0	3			
			289 H Youngstown St.	2	0	168 A Valparaiso	2	0			
			161 H Detroit	0	1	105 A Loyola (Ill.)	1	2			
			201 H Green Bay	3	0	194 A Cleveland St.	0	0			

Non-Div. I Games:

Wright St.

Average RPI Win:	181	WON-LOST RECORD	WINNING PCT. RANK	LAST 10 GAMES	STRENGTH OF SCHEDULE	OPP. STRENGTH OF SCHEDULE	TEAM RPI	ADJ RPI	CONF. RPI	ADJ CONF. RPI	
Average RPI Loss:	135										
DIV. I ONLY	11-8-1	.575	109	6-3-1	192	145	138	.49807	141	13	13
DIV. I NON-CONF.	5-3-0	.625	96	0-0-0	252	187	156	.48372	160	13	13
<hr/>											
TOTALS	RPI 1-25	RPI 26-50		W-L RECORDS		RPI 51-100		RPI 101-150		RPI 150+	
11-8-1	0-1-0	0-1-0		OVERALL		0-2-0		4-0-0		7-4-1	
6-2-0	0-1-0	0-0-0		HOME		0-0-0		2-0-0		4-1-0	
4-5-1	0-0-0	0-1-0		AWAY		0-2-0		1-0-0		3-2-1	
1-1-0	0-0-0	0-0-0		NEUTRAL		0-0-0		1-0-0		0-1-0	
<hr/>											
5-3-0	0-0-0	0-0-0		NON-CONFERENCE		0-0-0		2-0-0		3-3-0	
2-1-0	0-0-0	0-0-0		HOME		0-0-0		0-0-0		2-1-0	
2-1-0	0-0-0	0-0-		AWAY		0-0-0		1-0-0		1-1-0	
1-1-0	0-0-0	0-0-0		NEUTRAL		0-0-0		1-0-0		0-1-0	
<hr/>											
6-5-1	0-1-0	0-1-0		CONFERENCE		0-2-0		2-0-0		4-1-1	
4-1-0	0-1-0	0-0-0		HOME		0-0-0		2-0-0		2-0-0	
2-4-1	0-0-0	0-1-0		AWAY		0-2-0		0-0-0		2-1-1	
0-0-0	0-0-0	0-0-0		NEUTRAL		0-0-0		0-0-0		0-0-0	
<hr/>											
RPI S Opponent	Score	RPI S Opponent	Score	RPI S Opponent	Score	RPI S Opponent	Score	RPI S Opponent	Score		
21 H Charlotte	2 8	46 A Dayton	0 4	76 A St. Louis	1 2	120 N Central Mich.	1 0	139 H Richmond	2 1		
				91 A Fordham	0 3	145 H St. Joseph's	3 0	147 A Pittsburgh	2 1		
						151 A La Salle	2 1	166 A Duquesne	3 1		
						183 H George Washington	2 0	191 H Marshall	1 3		
						194 H Cleveland St.	4 1	199 N Oakland	1 2		
						226 A Massachusetts	1 2	227 A Quinnipiac	1 2		
						237 H Buffalo	2 1	245 A Xavier	2 2		
						248 H Temple	5 0	259 A Cornell	3 0		
			</								

Non-Div. I Games:

St. Bonaventure

Average RPI Win:	164	WON-LOST RECORD	WINNING PCT. RANK	LAST 10 GAMES	STRENGTH OF SCHEDULE	OPP. STRENGTH OF SCHEDULE	TEAM RPI	ADJ RPI	CONF. RPI	ADJ CONF. RPI	
DIV. I ONLY	8-9-2	.47368	172	3-6-1	145	74	141	.49787	142	10	10
DIV. I NON-CONF.	5-5-1	.5	148	0-2-0	167	55	146	.49673	143	10	10
<hr/>											
TOTALS	RPI 1-25	RPI 26-50		W-L RECORDS	RPI 51-100		RPI 101-150		RPI 150+		
8-9-2	0-1-0	0-3-0		OVERALL	1-4-0		3-1-1		4-0-1		
6-1-1	0-0-0	0-0-0		HOME	1-0-0		3-1-0		2-0-1		
2-7-1	0-1-0	0-2-0		AWAY	0-4-0		0-0-1		2-0-0		
0-1-0	0-0-0	0-1-0		NEUTRAL	0-0-0		0-0-0		0-0-0		
<hr/>											
5-5-1	0-1-0	0-2-0		NON-CONFERENCE	1-2-0		1-0-0		3-0-1		
3-0-1	0-0-0	0-0-0		HOME	1-0-0		1-0-0		1-0-1		
2-4-0	0-1-0	0-0-		AWAY	0-2-0		0-0-0		2-0-0		
0-1-0	0-0-0	0-1-0		NEUTRAL	0-0-0		0-0-0		0-0-0		
<hr/>											
3-4-1	0-0-0	0-1-0		CONFERENCE	0-2-0		2-1-1		1-0-0		
3-1-0	0-0-0	0-0-0		HOME	0-0-0		2-1-0		1-0-0		
0-3-1	0-0-0	0-1-0		AWAY	0-2-0		0-0-1		0-0-0		
0-0-0	0-0-0	0-0-0		NEUTRAL	0-0-0		0-0-0		0-0-0		
<hr/>											
RPI S	Opponent	Score	RPI S	Opponent	Score	RPI S	Opponent	Score	RPI S	Opponent	Score
14 A	Southern California	1 2	28 A	Long Beach St.	0 5	62 A	UC Santa Barbara	0 3	115 H	Pacific	2 1
			45 N	California	0 1	65 A	Arizona St.	1 2	121 A	UC Irvine	0 0
			50 A	Loyola Marymount	0 1	75 A	Arizona	1 2	127 H	San Diego St.	2 1
						78 H	UNLV	2 1	144 H	UC Davis	2 0
						97 A	Cal Poly	0 1	150 H	UC Riverside	0 1
									157 A	St. Mary's (Cal.)	2 1
									172 H	Cal St. Fullerton	3 1
									225 H	San Francisco	1 1
									256 A	Cal St. Bakersfield	2 0
									262 H	Southern Utah	5 2
<hr/>											
			LAST 10 GAMES								
			172 H	Cal St. Fullerton	3 1	144 H	UC Davis	2 0			
			150 H	UC Riverside	0 1	97 A	Cal Poly	0 1			
			28 A	Long Beach St.	0 5	62 A	UC Santa Barbara	0 3			
			121 A	UC Irvine	0 0	14 A	Southern California	1 2			
			115 H	Pacific	2 1	50 A	Loyola Marymount	0 1			

Non-Div. I Games:

Cal St. Northridge

Average RPI Win: 227		WON-LOST	WINNING	LAST 10	STRENGTH OF		OPP. STRENGTH	TEAM	ADJ	CONF.	ADJ CONF.
Average RPI Loss: 90		RECORD	PCT. RANK	GAMES	SCHEDULE		OF SCHEDULE	RPI	RPI	RPI	RPI
DIV. I ONLY		10-9-0	.52632	131	4-6-0		178	144	148	.49612	143
DIV. I NON-CONF.		6-2-0	.75	36	0-0-0		233	258	115	.521	112
TOTALS		RPI 1-25	RPI 26-50		W-L RECORDS		RPI 51-100		RPI 101-150		RPI 150+
10-9-0	0-0-0	1-2-0		OVERALL		0-4-0		0-2-0		9-1-0	
5-5-0	0-0-0	1-1-0		HOME		0-1-0		0-2-0		4-1-0	
4-3-0	0-0-0	0-1-0		AWAY		0-2-0		0-0-0		4-0-0	
1-1-0	0-0-0	0-0-0		NEUTRAL		0-1-0		0-0-0		1-0-0	
6-2-0	0-0-0	0-0-0		NON-CONFERENCE		0-1-0		0-1-0		6-0-0	
3-1-0	0-0-0	0-0-0		HOME		0-0-0		0-1-0		3-0-0	
2-0-0	0-0-0	0-0-		AWAY		0-0-0		0-0-0		2-0-0	
1-1-0	0-0-0	0-0-0		NEUTRAL		0-1-0		0-0-0		1-0-0	
4-7-0	0-0-0	1-2-0		CONFERENCE		0-3-0		0-1-0		3-1-0	
2-4-0	0-0-0	1-1-0		HOME		0-1-0		0-1-0		1-1-0	
2-3-0	0-0-0	0-1-0		AWAY		0-2-0		0-0-0		2-0-0	
0-0-0	0-0-0	0-0-0		NEUTRAL		0-0-0		0-0-0		0-0-0	
RPI S	Opponent	Score	RPI S	Opponent	Score	RPI S	Opponent	Score	RPI S	Opponent	Score
			37 H	James Madison	2 4	55 A	Old Dominion	0 5	103 H	VCU	0 1
			39 H	William & Mary	2 1	66 H	UNC Wilmington	0 3	117 H	Mercer	0 2
			48 A	Hofstra	3 4	68 N	Fairfield	1 2	184 H	Delaware	2 1
						72 A	Northeastern	0 3	216 A	George Mason	3 0
									241 H	Drexel	0 2
									246 A	Towson	2 1
									250 A	Ga. Southern	1 0
									253 H	North Fla.	3 1
									255 N	UNC Asheville	5 1
									257 A	Winthrop	4 0
									281 H	Jacksonville St.	4 0
									286 H	Tennessee Tech	5 1
LAST 10 GAMES											
			66 H	UNC Wilmington	0 3	246 A	Towson	2 1			
			241 H	Drexel	0 2	216 A	George Mason	3 0			
			184 H	Delaware	2 1	37 H	James Madison	2 4			
			48 A	Hofstra	3 4	103 H	VCU	0 1			
			72 A	Northeastern	0 3	39 H	William & Mary	2 1			

Non-Div. I Games: Birmingham-So. 3 0

Georgia St.

Average RPI Win: 205		WON-LOST	WINNING	LAST 10	STRENGTH OF		OPP. STRENGTH	TEAM	ADJ		CONF.	ADJ CONF.
Average RPI Loss: 107		RECORD	PCT. RANK	GAMES	SCHEDULE		OF SCHEDULE	RPI	RPI		RPI	RPI
DIV. I ONLY		7-7-3	.5	147	4-5-1		132	161	143		.49576	144
DIV. I NON-CONF.		5-2-2	.66667	72	2-0-0		145	268	106		.52614	107
TOTALS		RPI 1-25	RPI 26-50		W-L RECORDS		RPI 51-100		RPI 101-150		RPI 150+	
7-7-3		0-0-0	0-1-1		OVERALL		1-1-0		0-4-1		6-1-1	
2-2-3		0-0-0	0-0-1		HOME		1-1-0		0-1-1		1-0-1	
4-5-0		0-0-0	0-1-0		AWAY		0-0-0		0-3-0		4-1-0	
1-0-0		0-0-0	0-0-0		NEUTRAL		0-0-0		0-0-0		1-0-0	
5-2-2		0-0-0	0-0-1		NON-CONFERENCE		0-0-0		0-1-0		5-1-1	
0-1-2		0-0-0	0-0-1		HOME		0-0-0		0-1-0		0-0-1	
4-1-0		0-0-0	0-0-		AWAY		0-0-0		0-0-0		4-1-0	
1-0-0		0-0-0	0-0-0		NEUTRAL		0-0-0		0-0-0		1-0-0	
2-5-1		0-0-0	0-1-0		CONFERENCE		1-1-0		0-3-1		1-0-0	
2-1-1		0-0-0	0-0-0		HOME		1-1-0		0-0-1		1-0-0	
0-4-0		0-0-0	0-1-0		AWAY		0-0-0		0-3-0		0-0-0	
0-0-0		0-0-0	0-0-0		NEUTRAL		0-0-0		0-0-0		0-0-0	
RPI S	Opponent	Score	RPI S	Opponent	Score	RPI S	Opponent	Score	RPI S	Opponent	Score	
			28 A	Long Beach St.	0 1	62 H	UC Santa Barbara	0 2	115 A	Pacific	0 2	
			30 H	UCF	2 2	97 H	Cal Poly	1 0	121 A	UC Irvine	0 1	
									123 H	Navy	1 2	
									142 A	Cal St. Northridge	0 2	
									150 H	UC Riverside	0 0	
									155 A	Fresno St.	3 2	
									157 A	St. Mary's (Cal.)	1 2	
									172 H	Cal St. Fullerton	2 1	
									234 A	Sacramento St.	1 0	
									235 N	Utah Valley	2 1	
									267 H	San Jose St.	0 0	
									270 A	Nevada	2 1	
									275 A	Idaho St.	2 1	
LAST 10 GAMES												
			115 A	Pacific	0 2	150 H	UC Riverside	0 0				
			97 H	Cal Poly	1 0	121 A	UC Irvine	0 1				
			62 H	UC Santa Barbara	0 2	28 A	Long Beach St.	0 1				
			142 A	Cal St. Northridge	0 2	270 A	Nevada	2 1				
			172 H	Cal St. Fullerton	2 1	235 N	Utah Valley	2 1				

Non-Div. I Games:

UC Davis

Average RPI Win:	226	WON-LOST RECORD	WINNING PCT. RANK	LAST 10 GAMES	STRENGTH OF SCHEDULE	OPP. STRENGTH OF SCHEDULE	TEAM RPI	ADJ RPI	CONF. RPI	ADJ CONF. RPI			
Average RPI Loss:	115												
DIV. I ONLY	8-7-4	.52632	131	2-5-3	168	152	146	.49459	145	13	13		
DIV. I NON-CONF.	5-3-0	.625	96	0-1-0	271	202	174	.47639	173	13	13		
<hr/>													
TOTALS	RPI 1-25	RPI 26-50		W-L RECORDS	RPI 51-100		RPI 101-150		RPI 150+				
8-7-4	0-1-0	0-1-1		OVERALL	0-0-2		1-2-0		7-3-1				
4-2-2	0-0-0	0-0-1		HOME	0-0-1		1-0-0		3-2-0				
4-5-2	0-1-0	0-1-0		AWAY	0-0-1		0-2-0		4-1-1				
0-0-0	0-0-0	0-0-0		NEUTRAL	0-0-0		0-0-0		0-0-0				
<hr/>													
5-3-0	0-0-0	0-1-0		NON-CONFERENCE	0-0-0		0-1-0		5-1-0				
3-0-0	0-0-0	0-0-0		HOME	0-0-0		0-0-0		3-0-0				
2-3-0	0-0-0	0-0-		AWAY	0-0-0		0-1-0		2-1-0				
0-0-0	0-0-0	0-0-0		NEUTRAL	0-0-0		0-0-0		0-0-0				
<hr/>													
3-4-4	0-1-0	0-0-1		CONFERENCE	0-0-2		1-1-0		2-2-1				
1-2-2	0-0-0	0-0-1		HOME	0-0-1		1-0-0		0-2-0				
2-2-2	0-1-0	0-0-0		AWAY	0-0-1		0-1-0		2-0-1				
0-0-0	0-0-0	0-0-0		NEUTRAL	0-0-0		0-0-0		0-0-0				
<hr/>													
RPI S	Opponent	Score	RPI S	Opponent	Score	RPI S	Opponent	Score	RPI S	Opponent	Score		
21 A	Charlotte	0 8	45 A	California	0 6	76 A	St. Louis	1 1	107 A	Penn	2 4		
			46 H	Dayton	1 1	91 H	Fordham	2 2	139 H	Richmond	2 0		
									141 A	St. Bonaventure	0 3		
									151 H	La Salle	1 2		
									157 A	St. Mary's (Cal.)	1 2		
									166 A	Duquesne	1 1		
									183 H	George Washington	2 3		
									184 H	Delaware	2 1		
									185 A	Rhode Island	1 0		
									230 H	Lehigh	4 0		
									241 A	Drexel	2 1		
									248 A	Temple	1 0		
									272 A	Marist	2 1		
									310 H	St. Peter's	3 0		
<hr/>													
LAST 10 GAMES													
139 H Richmond						2	0	91 H Fordham				2	2
183 H George Washington						2	3	21 A Charlotte				0	8
141 A St. Bonaventure						0	3	76 A St. Louis				1	1
166 A Duquesne						1	1	248 A Temple				1	0
151 H La Salle						1	2	107 A Penn				2	4

Non-Div. I Games:

St. Joseph's

Average RPI Win:	240	WON-LOST RECORD	WINNING PCT. RANK	LAST 10 GAMES	STRENGTH OF SCHEDULE	OPP. STRENGTH OF SCHEDULE	TEAM RPI	ADJ RPI	CONF. RPI	ADJ CONF. RPI			
Average RPI Loss:	89	10-5-3	.63889	66	5-3-0	254	227	145	.49449	146	25	24	
DIV. I ONLY		8-5-3	.59375	113	4-3-0	202	234	152	.49035	154	23	24	
DIV. I NON-CONF.													
<hr/>													
TOTALS	RPI 1-25	RPI 26-50		W-L RECORDS		RPI 51-100		RPI 101-150		RPI 150+			
10-5-3	0-0-0	0-1-0		OVERALL		0-2-0		0-2-0		10-0-3			
2-0-1	0-0-0	0-0-0		HOME		0-0-0		0-0-0		2-0-1			
7-5-2	0-0-0	0-1-0		AWAY		0-2-0		0-2-0		7-0-2			
1-0-0	0-0-0	0-0-0		NEUTRAL		0-0-0		0-0-0		1-0-0			
<hr/>													
8-5-3	0-0-0	0-1-0		NON-CONFERENCE		0-2-0		0-2-0		8-0-3			
1-0-1	0-0-0	0-0-0		HOME		0-0-0		0-0-0		1-0-1			
6-5-2	0-0-0	0-0-		AWAY		0-2-0		0-2-0		6-0-2			
1-0-0	0-0-0	0-0-0		NEUTRAL		0-0-0		0-0-0		1-0-0			
<hr/>													
2-0-0	0-0-0	0-0-0		CONFERENCE		0-0-0		0-0-0		2-0-0			
1-0-0	0-0-0	0-0-0		HOME		0-0-0		0-0-0		1-0-0			
1-0-0	0-0-0	0-0-0		AWAY		0-0-0		0-0-0		1-0-0			
0-0-0	0-0-0	0-0-0		NEUTRAL		0-0-0		0-0-0		0-0-0			
<hr/>													
RPI	S	Opponent	Score	RPI	S	Opponent	Score	RPI	S	Opponent	Score		
				42	A	Washington St.	0 2	58	A	Utah	3 4		
								85	A	South Dakota St.	0 1		
										111	A	Utah St.	1 2
										150	A	UC Riverside	1 2
										155	A	Fresno St.	2 1
										205	A	Weber St.	2 1
										206	N	Boise St.	2 1
										225	A	San Francisco	2 1
										228	H	Portland St.	1 1
										234	A	Sacramento St.	1 1
										235	A	Utah Valley	1 0
										256	A	Cal St. Bakersfield	2 0
										256	H	Cal St. Bakersfield	3 1
										267	A	San Jose St.	0 0
										271	H	Eastern Wash.	2 0
										287	A	North Dakota St.	3 2
										304	A	Idaho	1 0
<hr/>													
LAST 10 GAMES													
				150	A	UC Riverside	1 2	85	A	South Dakota St.	0 1		
				256	H	Cal St. Bakersfield	3 1	225	A	San Francisco	2 1		
				235	A	Utah Valley	1 0	271	H	Eastern Wash.	2 0		
				58	A	Utah	3 4	256	A	Cal St. Bakersfield	2 0		
				287	A	North Dakota St.	3 2	155	A	Fresno St.	2 1		

Non-Div. I Games: St. Martin's 3 1 Central Wash. 1 0

Seattle

Average RPI Win: 143		WON-LOST	WINNING	LAST 10	STRENGTH OF		OPP. STRENGTH	TEAM	ADJ	CONF.	ADJ CONF.
Average RPI Loss: 86		RECORD	PCT. RANK	GAMES	SCHEDULE		OF SCHEDULE	RPI	RPI	RPI	RPI
DIV. I ONLY		7-12-1	.375	221	4-5-1		76	86	147	.49433	147
DIV. I NON-CONF.		3-5-0	.375	216	0-0-0		64	127	141	.49924	141
TOTALS		RPI 1-25	RPI 26-50		W-L RECORDS		RPI 51-100		RPI 101-150		RPI 150+
7-12-1	0-2-0	0-3-0		OVERALL		2-3-1		1-1-0		4-3-0	
5-3-1	0-1-0	0-0-0		HOME		2-1-1		1-1-0		2-0-0	
1-8-0	0-1-0	0-2-0		AWAY		0-2-0		0-0-0		1-3-0	
1-1-0	0-0-0	0-1-0		NEUTRAL		0-0-0		0-0-0		1-0-0	
3-5-0	0-1-0	0-1-0		NON-CONFERENCE		0-1-0		1-1-0		2-1-0	
2-2-0	0-1-0	0-0-0		HOME		0-0-0		1-1-0		1-0-0	
0-2-0	0-0-0	0-0-		AWAY		0-1-0		0-0-0		0-1-0	
1-1-0	0-0-0	0-1-0		NEUTRAL		0-0-0		0-0-0		1-0-0	
4-7-1	0-1-0	0-2-0		CONFERENCE		2-2-1		0-0-0		2-2-0	
3-1-1	0-0-0	0-0-0		HOME		2-1-1		0-0-0		1-0-0	
1-6-0	0-1-0	0-2-0		AWAY		0-1-0		0-0-0		1-2-0	
0-0-0	0-0-0	0-0-0		NEUTRAL		0-0-0		0-0-0		0-0-0	
RPI S	Opponent	Score		RPI S	Opponent	Score		RPI S	Opponent	Score	
21 H	Charlotte	0	1	31 A	West Virginia	0	4	56 H	Connecticut	1	2
25 A	Rutgers	0	1	41 A	Marquette	0	2	61 A	Toledo	1	2
				46 N	Dayton	2	3	69 A	Louisville	0	1
								71 H	Georgetown	2	1
								83 H	St. John's (N.Y.)	1	0
								92 H	Villanova	0	0
				LAST 10 GAMES							
				69 A	Louisville	0	1	170 H	Providence	2	1
				41 A	Marquette	0	2	56 H	Connecticut	1	2
				152 A	South Fla.	1	0	160 A	Seton Hall	0	1
				71 H	Georgetown	2	1	25 A	Rutgers	0	1
				92 H	Villanova	0	0	83 H	St. John's (N.Y.)	1	0

Non-Div. I Games:

Pittsburgh

Average RPI Win:	265	WON-LOST	WINNING	LAST 10	STRENGTH OF	OPP. STRENGTH	TEAM	ADJ	CONF.	ADJ CONF.	
Average RPI Loss:	97	RECORD	PCT. RANK	GAMES	SCHEDULE	OF SCHEDULE	RPI	RPI	RPI	RPI	
DIV. I ONLY	14-4-1	.76316	20	7-3-0	306	266	152	.49399	148	26	26
DIV. I NON-CONF.	7-1-1	.83333	22	0-0-0	315	266	176	.4729	175	28	28
<hr/>											
TOTALS	RPI 1-25	RPI 26-50		W-L RECORDS		RPI 51-100		RPI 101-150		RPI 150+	
14-4-1	0-0-0	0-0-0		OVERALL		0-2-0		0-2-0		14-0-1	
8-0-0	0-0-0	0-0-0		HOME		0-0-0		0-0-0		8-0-0	
6-3-1	0-0-0	0-0-0		AWAY		0-2-0		0-1-0		6-0-1	
0-1-0	0-0-0	0-0-0		NEUTRAL		0-0-0		0-1-0		0-0-0	
7-1-1	0-0-0	0-0-0		NON-CONFERENCE		0-1-0		0-0-0		7-0-1	
4-0-0	0-0-0	0-0-0		HOME		0-0-0		0-0-0		4-0-0	
3-1-1	0-0-0	0-0-		AWAY		0-1-0		0-0-0		3-0-1	
0-0-0	0-0-0	0-0-0		NEUTRAL		0-0-0		0-0-0		0-0-0	
7-3-0	0-0-0	0-0-0		CONFERENCE		0-1-0		0-2-0		7-0-0	
4-0-0	0-0-0	0-0-0		HOME		0-0-0		0-0-0		4-0-0	
3-2-0	0-0-0	0-0-0		AWAY		0-1-0		0-1-0		3-0-0	
0-1-0	0-0-0	0-0-0		NEUTRAL		0-0-0		0-1-0		0-0-0	
RPI S	Opponent	Score	RPI S	Opponent	Score	RPI S	Opponent	Score	RPI S	Opponent	Score
						86 A	Long Island	1 3	102 A	Central Conn. St.	2 3
						98 A	Dartmouth	0 3	102 N	Central Conn. St.	0 2
									151 H	La Salle	2 1
									160 A	Seton Hall	1 1
									192 H	St. Francis (Pa.)	2 1
									227 A	Quinnipiac	2 1
									230 A	Lehigh	1 0
									238 H	Fairleigh Dickinson	3 2
									268 H	Robert Morris	2 0
									278 H	Iona	2 1
									292 H	Sacred Heart	1 0
									295 A	Wagner	1 0
									302 A	Rider	1 0
									306 A	Mt. St. Mary's	5 0
									309 H	Lafayette	4 0
									310 H	St. Peter's	4 2
									316 A	NJIT	7 0
LAST 10 GAMES											
						102 N	Central Conn. St.	0 2	192 H	St. Francis (Pa.)	2 1
						86 A	Long Island	1 3	102 A	Central Conn. St.	2 3
						295 A	Wagner	1 0	227 A	Quinnipiac	2 1
						306 A	Mt. St. Mary's	5 0	238 H	Fairleigh Dickinson	3 2
						268 H	Robert Morris	2 0	292 H	Sacred Heart	1 0

Non-Div. I Games:

Monmouth

Average RPI Win:	128	WON-LOST	WINNING	LAST 10	STRENGTH OF	OPP. STRENGTH	TEAM	ADJ	CONF.	ADJ CONF.					
Average RPI Loss:	98	RECORD	PCT. RANK	GAMES	SCHEDULE	OF SCHEDULE	RPI	RPI	RPI	RPI					
DIV. I ONLY		7-11-2	.4	210	4-4-2	107	79	153	.49333	149	11	12			
DIV. I NON-CONF.		2-6-0	.25	262	0-0-0	146	44	223	.44328	218	12	12			
<hr/>															
TOTALS	RPI 1-25	RPI 26-50		W-L RECORDS		RPI 51-100		RPI 101-150		RPI 150+					
7-11-2	0-0-0	1-2-1		OVERALL		1-4-0		2-3-0		3-2-1					
5-3-1	0-0-0	1-0-1		HOME		1-1-0		2-0-0		1-2-0					
2-7-1	0-0-0	0-2-0		AWAY		0-2-0		0-3-0		2-0-1					
0-1-0	0-0-0	0-0-0		NEUTRAL		0-1-0		0-0-0		0-0-0					
<hr/>															
2-6-0	0-0-0	0-2-0		NON-CONFERENCE		0-1-0		2-2-0		0-1-0					
2-1-0	0-0-0	0-0-0		HOME		0-0-0		2-0-0		0-1-0					
0-5-0	0-0-0	0-0-		AWAY		0-1-0		0-2-0		0-0-0					
0-0-0	0-0-0	0-0-0		NEUTRAL		0-0-0		0-0-0		0-0-0					
<hr/>															
5-5-2	0-0-0	1-0-1		CONFERENCE		1-3-0		0-1-0		3-1-1					
3-2-1	0-0-0	1-0-1		HOME		1-1-0		0-0-0		1-1-0					
2-2-1	0-0-0	0-0-0		AWAY		0-1-0		0-1-0		2-0-1					
0-1-0	0-0-0	0-0-0		NEUTRAL		0-1-0		0-0-0		0-0-0					
<hr/>															
RPI	S	Opponent	Score	RPI	S	Opponent	Score	RPI	S	Opponent	Score				
				27	A	Kansas	2 5	51	H	Memphis	1 2	104	A	Vanderbilt	1 4
				30	H	UCF	4 1	51	N	Memphis	0 2	108	A	UTEP	1 2
				40	H	East Carolina	2 2	64	A	Colorado Col.	0 4	110	H	Samford	1 0
				47	A	Auburn	0 1	80	H	Rice	5 2	133	A	Clemson	0 1
								82	A	Nebraska	0 3	140	H	Wright St.	1 0
												152	H	South Fla.	0 1
												159	A	SMU	2 1
												167	A	Tulsa	1 1
												186	H	Houston	4 1
												191	A	Marshall	2 1
												254	H	Southern Miss.	0 1
<hr/>															
LAST 10 GAMES															
				51	N	Memphis	0 2	167	A	Tulsa	1 1				
				51	H	Memphis	1 2	186	H	Houston	4 1				
				191	A	Marshall	2 1	80	H	Rice	5 2				
				40	H	East Carolina	2 2	108	A	UTEP	1 2				
				159	A	SMU	2 1	64	A	Colorado Col.	0 4				

Non-Div. I Games:

UAB

UC Riverside

Through Games Of Final Report - 12-7-08

Average RPI Win:	176	WON-LOST	WINNING	LAST 10	STRENGTH OF	OPP. STRENGTH	TEAM	ADJ	CONF.	ADJ CONF.	
Average RPI Loss:	98	RECORD	PCT. RANK	GAMES	SCHEDULE	OF SCHEDULE	RPI	RPI	RPI	RPI	
DIV. I ONLY	8-10-2	.45	180	4-5-1	126	123	151	.49146	150	10	10
DIV. I NON-CONF.	6-5-1	.54167	145	2-0-0	130	150	126	.50882	129	10	10
<hr/>											
TOTALS	RPI 1-25	RPI 26-50		W-L RECORDS	RPI 51-100		RPI 101-150		RPI 150+		
8-10-2	0-1-0	0-1-0		OVERALL	2-3-0		2-4-1		4-1-1		
4-5-1	0-0-0	0-1-0		HOME	1-2-0		1-1-0		2-1-1		
4-4-1	0-1-0	0-0-0		AWAY	1-0-0		1-3-1		2-0-0		
0-1-0	0-0-0	0-0-0		NEUTRAL	0-1-0		0-0-0		0-0-0		
<hr/>											
6-5-1	0-1-0	0-0-0		NON-CONFERENCE	2-1-0		1-2-0		3-1-1		
4-1-1	0-0-0	0-0-0		HOME	1-0-0		1-0-0		2-1-1		
2-3-0	0-1-0	0-0-		AWAY	1-0-0		0-2-0		1-0-0		
0-1-0	0-0-0	0-0-0		NEUTRAL	0-1-0		0-0-0		0-0-0		
<hr/>											
2-5-1	0-0-0	0-1-0		CONFERENCE	0-2-0		1-2-1		1-0-0		
0-4-0	0-0-0	0-1-0		HOME	0-2-0		0-1-0		0-0-0		
2-1-1	0-0-0	0-0-0		AWAY	0-0-0		1-1-1		1-0-0		
0-0-0	0-0-0	0-0-0		NEUTRAL	0-0-0		0-0-0		0-0-0		
<hr/>											
RPI S	Opponent	Score		RPI S	Opponent	Score		RPI S	Opponent	Score	
23 A	San Diego	0	3	28 H	Long Beach St.	1	4	57 N	Oregon	2	3
								62 H	UC Santa Barbara	1	2
								78 H	UNLV	3	2
								82 A	Nebraska	1	0
								97 H	Cal Poly	1	4
								115 A	Pacific	1	4
								116 A	Creighton	1	2
								121 H	UC Irvine	0	1
								127 A	San Diego St.	1	3
								142 A	Cal St. Northridge	1	0
								144 A	UC Davis	0	0
								146 H	Seattle	2	1
								151 H	La Salle	1	1
								172 A	Cal St. Fullerton	3	2
								234 H	Sacramento St.	0	1
								256 H	Cal St. Bakersfield	4	0
								262 A	Southern Utah	5	0
								267 H	San Jose St.	4	0
<hr/>											
LAST 10 GAMES											
146 H	Seattle	2	1	115 A	Pacific	1	4				
142 A	Cal St. Northridge	1	0	144 A	UC Davis	0	0				
172 A	Cal St. Fullerton	3	2	97 H	Cal Poly	1	4				
121 H	UC Irvine	0	1	62 H	UC Santa Barbara	1	2				
28 H	Long Beach St.	1	4	78 H	UNLV	3	2				

Non-Div. I Games:

UC Riverside

Average RPI Win: 222		WON-LOST	WINNING	LAST 10	STRENGTH OF		OPP. STRENGTH	TEAM	ADJ	CONF.	ADJ CONF.
Average RPI Loss: 84		RECORD	PCT. RANK	GAMES	SCHEDULE		OF SCHEDULE	RPI	RPI	RPI	RPI
DIV. I ONLY		9-8-3	.525	137	4-4-2		167	176	150	.49132	151
DIV. I NON-CONF.		4-4-1	.5	148	0-1-0		165	247	172	.47853	167
TOTALS		RPI 1-25	RPI 26-50		W-L RECORDS		RPI 51-100		RPI 101-150		RPI 150+
9-8-3		0-2-0	0-1-0		OVERALL		1-2-0		1-3-1		7-0-2
5-3-1		0-0-0	0-0-0		HOME		0-1-0		0-2-0		5-0-1
3-5-2		0-2-0	0-1-0		AWAY		0-1-0		1-1-1		2-0-1
1-0-0		0-0-0	0-0-0		NEUTRAL		1-0-0		0-0-0		0-0-0
4-4-1		0-1-0	0-0-0		NON-CONFERENCE		1-1-0		0-2-1		3-0-0
2-1-0		0-0-0	0-0-0		HOME		0-0-0		0-1-0		2-0-0
1-3-1		0-1-0	0-0-		AWAY		0-1-0		0-1-1		1-0-0
1-0-0		0-0-0	0-0-0		NEUTRAL		1-0-0		0-0-0		0-0-0
5-4-2		0-1-0	0-1-0		CONFERENCE		0-1-0		1-1-0		4-0-2
3-2-1		0-0-0	0-0-0		HOME		0-1-0		0-1-0		3-0-1
2-2-1		0-1-0	0-1-0		AWAY		0-0-0		1-0-0		1-0-1
0-0-0		0-0-0	0-0-0		NEUTRAL		0-0-0		0-0-0		0-0-0
RPI S	Opponent	Score	RPI S	Opponent	Score	RPI S	Opponent	Score	RPI S	Opponent	Score
21 A	Charlotte	0 6	46 A	Dayton	0 2	91 H	Fordham	1 2	107 H	Penn	0 2
23 A	San Diego	2 3				92 A	Villanova	2 3	141 H	St. Bonaventure	1 2
						94 N	Loyola (Md.)	2 1	145 A	St. Joseph's	2 1
									148 A	Monmouth	1 2
									150 A	UC Riverside	1 1
									166 H	Duquesne	2 2
									183 H	George Washington	2 0
									185 H	Rhode Island	4 1
									226 H	Massachusetts	2 0
									245 A	Xavier	3 0
									248 A	Temple	1 1
									295 A	Wagner	2 1
									307 H	Delaware St.	3 0
									316 H	NJIT	3 0
LAST 10 GAMES											
	46 A Dayton	0 2		248 A Temple	1 1						
	245 A Xavier	3 0		107 H Penn	0 2						
	185 H Rhode Island	4 1		91 H Fordham	1 2						
	226 H Massachusetts	2 0		166 H Duquesne	2 2						
	145 A St. Joseph's	2 1		141 H St. Bonaventure	1 2						

Non-Div. I Games:

La Salle

Average RPI Win: 186		WON-LOST	WINNING	LAST 10	STRENGTH OF		OPP. STRENGTH	TEAM	ADJ	CONF.	ADJ CONF.			
Average RPI Loss: 69		RECORD	PCT. RANK	GAMES	SCHEDULE		OF SCHEDULE	RPI	RPI	RPI	RPI			
DIV. I ONLY		7-8-3	.47222	175	3-6-1		162	87	154	.49091	152	7	6	
DIV. I NON-CONF.		4-1-2	.71429	52	0-0-0		226	188	116	.51836	116	6	6	

TOTALS		RPI 1-25		RPI 26-50		W-L RECORDS		RPI 51-100		RPI 101-150		RPI 150+		
7-8-3		0-1-0		0-2-0		OVERALL		0-3-1		1-2-0		6-0-2		
4-5-2		0-0-0		0-2-0		HOME		0-2-0		0-1-0		4-0-2		
3-3-1		0-1-0		0-0-0		AWAY		0-1-1		1-1-0		2-0-0		
0-0-0		0-0-0		0-0-0		NEUTRAL		0-0-0		0-0-0		0-0-0		
4-1-2		0-0-0		0-0-0		NON-CONFERENCE		0-0-0		1-1-0		3-0-2		
3-0-2		0-0-0		0-0-0		HOME		0-0-0		0-0-0		3-0-2		
1-1-0		0-0-0		0-0-		AWAY		0-0-0		1-1-0		0-0-0		
0-0-0		0-0-0		0-0-0		NEUTRAL		0-0-0		0-0-0		0-0-0		
3-7-1		0-1-0		0-2-0		CONFERENCE		0-3-1		0-1-0		3-0-0		
1-5-0		0-0-0		0-2-0		HOME		0-2-0		0-1-0		1-0-0		
2-2-1		0-1-0		0-0-0		AWAY		0-1-1		0-0-0		2-0-0		
0-0-0		0-0-0		0-0-0		NEUTRAL		0-0-0		0-0-0		0-0-0		
RPI	S	Opponent		Score	RPI	S	Opponent		Score	RPI	S	Opponent		Score
2	A	Notre Dame		0 3	31	H	West Virginia		0 2	56	A	Connecticut		0 0
					41	H	Marquette		0 1	69	H	Louisville		0 2
										78	H	Cincinnati		1 2
										83	A	St. John's (N.Y.)		0 1
												104 A Vanderbilt		0 1
												147 H Pittsburgh		0 1
												149 A UAB		1 0
												170 H Providence		2 0
												174 H Illinois St.		3 2
												180 H Fla. Atlantic		1 0
												190 A Syracuse		1 0
												210 H Stetson		1 1
												214 A DePaul		1 0
												222 H Kent St.		1 0
												253 H North Fla.		1 1

LAST 10 GAMES														
					31	H	West Virginia		0 2	190	A	Syracuse		1 0
					147	H	Pittsburgh		0 1	214	A	DePaul		1 0
					69	H	Louisville		0 2	2	A	Notre Dame		0 3
					78	H	Cincinnati		1 2	170	H	Providence		2 0
					83	A	St. John's (N.Y.)		0 1	56	A	Connecticut		0 0

Non-Div. I Games:

South Fla.

Average RPI Win:	234	WON-LOST	WINNING	LAST 10	STRENGTH OF	OPP. STRENGTH	TEAM	ADJ	CONF.	ADJ CONF.		
Average RPI Loss:	127	RECORD	PCT. RANK	GAMES	SCHEDULE	OF SCHEDULE	RPI	RPI	RPI	RPI		
DIV. I ONLY	10-7-2	.57895	103	5-4-1	221	193	149	.4906	153	19	19	
DIV. I NON-CONF.	7-3-1	.68182	67	2-0-0	224	175	125	.51249	124	17	17	
<hr/>												
TOTALS	RPI 1-25	RPI 26-50		W-L RECORDS		RPI 51-100		RPI 101-150		RPI 150+		
10-7-2	0-0-0	0-1-0		OVERALL		0-2-1		1-2-1		9-2-0		
5-3-0	0-0-0	0-1-0		HOME		0-1-0		1-1-0		4-0-0		
3-2-2	0-0-0	0-0-0		AWAY		0-0-1		0-0-1		3-2-0		
2-2-0	0-0-0	0-0-0		NEUTRAL		0-1-0		0-1-0		2-0-0		
7-3-1	0-0-0	0-1-0		NON-CONFERENCE		0-0-1		0-2-0		7-0-0		
3-2-0	0-0-0	0-1-0		HOME		0-0-0		0-1-0		3-0-0		
2-0-1	0-0-0	0-0-		AWAY		0-0-1		0-0-0		2-0-0		
2-1-0	0-0-0	0-0-0		NEUTRAL		0-0-0		0-1-0		2-0-0		
3-4-1	0-0-0	0-0-0		CONFERENCE		0-2-0		1-0-1		2-2-0		
2-1-0	0-0-0	0-0-0		HOME		0-1-0		1-0-0		1-0-0		
1-2-1	0-0-0	0-0-0		AWAY		0-0-0		0-0-1		1-2-0		
0-1-0	0-0-0	0-0-0		NEUTRAL		0-1-0		0-0-0		0-0-0		
RPI	S	Opponent	Score	RPI	S	Opponent	Score	RPI	S	Opponent	Score	
				27	H	Kansas	1 4	76	A	St. Louis	0 0	
								99	H	Evansville	1 3	
								99	N	Evansville	1 3	
										116	A Creighton	0 0
										116	H Creighton	3 2
										136	H Arkansas	0 1
										138	N Army	0 1
										167	H Tulsa	1 0
										171	N Western Mich.	1 0
										174	A Illinois St.	0 2
										212	H UALR	2 0
										217	A Drake	0 1
										244	H SIU Edwardsville	3 0
										251	A Oral Roberts	3 2
										279	H Indiana St.	4 0
										288	A Southeast Mo. St.	1 0
										300	A UNI	3 0
										311	N Nicholls St.	7 0
				LAST 10 GAMES								
				99	N	Evansville	1 3	217	A	Drake	0 1	
				116	A	Creighton	0 0	300	A	UNI	3 0	
				279	H	Indiana St.	4 0	99	H	Evansville	1 3	
				174	A	Illinois St.	0 2	244	H	SIU Edwardsville	3 0	
				116	H	Creighton	3 2	251	A	Oral Roberts	3 2	

Non-Div. I Games:

Missouri St.

Average RPI Win:		202	WON-LOST		WINNING		LAST 10		STRENGTH OF		OPP. STRENGTH		TEAM	ADJ		CONF.	ADJ CONF.							
Average RPI Loss:		65	RECORD		PCT. RANK		GAMES		SCHEDULE		OF SCHEDULE		RPI	RPI		RPI	RPI							
DIV. I ONLY			5-11-3		.34211		240		1-7-2		69		85		159		.49049		154		4		4	
DIV. I NON-CONF.			4-4-1		.5		148		0-0-0		110		190		134		.50461		134		4		4	
TOTALS		RPI 1-25		RPI 26-50				W-L RECORDS				RPI 51-100				RPI 101-150				RPI 150+				
5-11-3		0-4-1		0-1-0				OVERALL				1-3-1				0-2-0				4-1-1				
5-5-1		0-2-0		0-0-0				HOME				1-2-0				0-0-0				4-1-1				
0-6-2		0-2-1		0-1-0				AWAY				0-1-1				0-2-0				0-0-0				
0-0-0		0-0-0		0-0-0				NEUTRAL				0-0-0				0-0-0				0-0-0				
4-4-1		0-0-0		0-0-0				NON-CONFERENCE				0-3-1				0-1-0				4-0-0				
4-2-0		0-0-0		0-0-0				HOME				0-2-0				0-0-0				4-0-0				
0-2-1		0-0-0		0-0-				AWAY				0-1-1				0-1-0				0-0-0				
0-0-0		0-0-0		0-0-0				NEUTRAL				0-0-0				0-0-0				0-0-0				
1-7-2		0-4-1		0-1-0				CONFERENCE				1-0-0				0-1-0				0-1-1				
1-3-1		0-2-0		0-0-0				HOME				1-0-0				0-0-0				0-1-1				
0-4-1		0-2-1		0-1-0				AWAY				0-0-0				0-1-0				0-0-0				
0-0-0		0-0-0		0-0-0				NEUTRAL				0-0-0				0-0-0				0-0-0				
RPI	S	Opponent		Score		RPI	S	Opponent		Score		RPI	S	Opponent		Score		RPI	S	Opponent		Score		
10	H	Texas A&M		0	1	27	A	Kansas		0	1	65	H	Arizona St.		0	1	108	A	UTEP		0	1	
13	H	Oklahoma St.		0	5							70	A	New Mexico		0	2	119	A	Texas Tech		1	2	
18	A	Missouri		0	2							82	H	Nebraska		1	0	162	H	UTSA		3	0	
19	A	Texas		0	0							93	H	North Texas		0	2	173	H	Oklahoma		0	1	
20	A	Colorado		0	4							100	A	Texas St.		0	0	186	H	Houston		1	0	
																		197	H	Iowa St.		0	0	
																		263	H	Presbyterian		3	0	
																		315	H	Prairie View		10	1	
LAST 10 GAMES																								
		19 A Texas		0	0			20 A Colorado		0	4													
		27 A Kansas		0	1			119 A Texas Tech		1	2													
		18 A Missouri		0	2			82 H Nebraska		1	0													
		173 H Oklahoma		0	1			197 H Iowa St.		0	0													
		13 H Oklahoma St.		0	5			10 H Texas A&M		0	1													

Non-Div. I Games:

Baylor

Average RPI Win:		231	WON-LOST RECORD		WINNING PCT. RANK		LAST 10 GAMES		STRENGTH OF SCHEDULE		OPP. STRENGTH OF SCHEDULE		TEAM RPI		ADJ RPI		CONF. RPI		ADJ CONF. RPI	
Average RPI Loss:		115																		
DIV. I ONLY			11-9-2		.54545 126		7-2-1		181		170		144		.49021 155		23		23	
DIV. I NON-CONF.			4-8-1		.34615 227		0-1-0		124		126		191		.46021 196		20		20	
TOTALS		RPI 1-25		RPI 26-50		W-L RECORDS		RPI 51-100		RPI 101-150		RPI 150+								
11-9-2		0-2-0		0-1-0		OVERALL		0-1-0		1-3-1		10-2-1								
6-3-1		0-0-0		0-0-0		HOME		0-1-0		0-2-0		6-0-1								
4-5-1		0-2-0		0-0-0		AWAY		0-0-0		0-1-1		4-2-0								
1-1-0		0-0-0		0-1-0		NEUTRAL		0-0-0		1-0-0		0-0-0								
4-8-1		0-2-0		0-1-0		NON-CONFERENCE		0-1-0		0-2-1		4-2-0								
3-3-0		0-0-0		0-0-0		HOME		0-1-0		0-2-0		3-0-0								
1-4-1		0-2-0		0-0-		AWAY		0-0-0		0-0-1		1-2-0								
0-1-0		0-0-0		0-1-0		NEUTRAL		0-0-0		0-0-0		0-0-0								
7-1-1		0-0-0		0-0-0		CONFERENCE		0-0-0		1-1-0		6-0-1								
3-0-1		0-0-0		0-0-0		HOME		0-0-0		0-0-0		3-0-1								
3-1-0		0-0-0		0-0-0		AWAY		0-0-0		0-1-0		3-0-0								
1-0-0		0-0-0		0-0-0		NEUTRAL		0-0-0		1-0-0		0-0-0								
RPI	S	Opponent		Score		RPI	S	Opponent		Score		RPI	S	Opponent		Score				
4	A	UCLA		0	5	36	N	Denver		2	3	97	H	Cal Poly		1	2			
20	A	Colorado		1	4									111 A Utah St.		0	1			
														111 N Utah St.		2	1			
														135 A Oregon St.		1	1			
														144 H UC Davis		2	3			
														146 H Seattle		1	2			
														165 H Hawaii		0	0			
														206 H Boise St.		1	0			
														215 A Louisiana Tech		1	0			
														218 H Eastern Ky.		1	0			
														223 H FIU		1	0			
														225 A San Francisco		0	1			
														228 A Portland St.		1	0			
														234 H Sacramento St.		2	0			
														256 A Cal St. Bakersfield		1	2			
														267 A San Jose St.		1	0			
														270 A Nevada		2	0			
														270 H Nevada		2	0			
														304 H Idaho		1	0			
LAST 10 GAMES																				
4	A	UCLA		0	5	206	H	Boise St.		1	0									
111	N	Utah St.		2	1	111	A	Utah St.		0	1									
270	A	Nevada		2	0	215	A	Louisiana Tech		1	0									
270	H	Nevada		2	0	165	H	Hawaii		0	0									
304	H	Idaho		1	0	267	A	San Jose St.		1	0									

Non-Div. I Games:

Fresno St.

Average RPI Win:	192	WON-LOST RECORD	WINNING PCT. RANK	LAST 10 GAMES	STRENGTH OF SCHEDULE	OPP. STRENGTH OF SCHEDULE	TEAM RPI	ADJ RPI	CONF. RPI	ADJ CONF. RPI		
DIV. I ONLY		11-11-0	.5	147	4-6-0	170	132	155	.48919	156	14	14
DIV. I NON-CONF.		6-6-0	.5	148	1-1-0	198	107	164	.48263	163	14	14
<hr/>												
TOTALS	RPI 1-25	RPI 26-50		W-L RECORDS		RPI 51-100		RPI 101-150		RPI 150+		
11-11-0	0-1-0	0-1-0		OVERALL		1-3-0		2-2-0		8-4-0		
8-3-0	0-0-0	0-0-0		HOME		0-1-0		1-1-0		7-1-0		
3-8-0	0-1-0	0-1-0		AWAY		1-2-0		1-1-0		1-3-0		
0-0-0	0-0-0	0-0-0		NEUTRAL		0-0-0		0-0-0		0-0-0		
6-6-0	0-1-0	0-0-0		NON-CONFERENCE		1-3-0		1-0-0		4-2-0		
4-1-0	0-0-0	0-0-0		HOME		0-1-0		0-0-0		4-0-0		
2-5-0	0-1-0	0-0-		AWAY		1-2-0		1-0-0		0-2-0		
0-0-0	0-0-0	0-0-0		NEUTRAL		0-0-0		0-0-0		0-0-0		
5-5-0	0-0-0	0-1-0		CONFERENCE		0-0-0		1-2-0		4-2-0		
4-2-0	0-0-0	0-0-0		HOME		0-0-0		1-1-0		3-1-0		
1-3-0	0-0-0	0-1-0		AWAY		0-0-0		0-1-0		1-1-0		
0-0-0	0-0-0	0-0-0		NEUTRAL		0-0-0		0-0-0		0-0-0		
RPI S	Opponent	Score	RPI S	Opponent	Score	RPI S	Opponent	Score	RPI S	Opponent	Score	
18 A	Missouri	1 2	26 A	Milwaukee	0 5	54 A	Western Ky.	0 1	105 A	Loyola (Ill.)	1 2	
						69 H	Louisville	1 3	105 H	Loyola (Ill.)	1 0	
						76 A	St. Louis	2 0	106 A	Indiana	2 1	
						81 A	Western Caro.	0 1	140 H	Wright St.	0 1	
									161 A	Detroit	3 2	
									161 H	Detroit	6 1	
									163 A	IUPUI	0 1	
									168 H	Valparaiso	2 0	
									174 A	Illinois St.	0 2	
									194 H	Cleveland St.	0 2	
									201 A	Green Bay	1 2	
									214 H	DePaul	2 1	
									245 H	Xavier	2 0	
									279 H	Indiana St.	3 1	
									289 H	Youngstown St.	3 0	
									308 H	IPFW	3 0	
LAST 10 GAMES												
						105 A	Loyola (Ill.)	1 2	201 A	Green Bay	1 2	
						161 H	Detroit	6 1	26 A	Milwaukee	0 5	
						194 H	Cleveland St.	0 2	105 H	Loyola (Ill.)	1 0	
						163 A	IUPUI	0 1	140 H	Wright St.	0 1	
						279 H	Indiana St.	3 1	161 A	Detroit	3 2	

Non-Div. I Games:

Butler

Average RPI Win:	201	WON-LOST RECORD	WINNING PCT. RANK	LAST 10 GAMES	STRENGTH OF SCHEDULE	OPP. STRENGTH OF SCHEDULE	TEAM RPI	ADJ RPI	CONF. RPI	ADJ CONF. RPI					
DIV. I ONLY		8-9-2	.47368	172	3-6-1	160	96	157	.4883	157	5	7			
DIV. I NON-CONF.		7-4-1	.625	96	2-1-0	187	134	123	.51158	125	7	7			
<hr/>															
TOTALS	RPI 1-25	RPI 26-50		W-L RECORDS		RPI 51-100		RPI 101-150		RPI 150+					
8-9-2	0-3-0	0-1-0		OVERALL		0-1-1		3-2-0		5-2-1					
5-4-0	0-1-0	0-0-0		HOME		0-0-0		2-2-0		3-1-0					
3-4-1	0-2-0	0-1-0		AWAY		0-1-1		1-0-0		2-0-0					
0-1-1	0-0-0	0-0-0		NEUTRAL		0-0-0		0-0-0		0-1-1					
7-4-1	0-1-0	0-0-0		NON-CONFERENCE		0-1-0		3-1-0		4-1-1					
4-1-0	0-0-0	0-0-0		HOME		0-0-0		2-1-0		2-0-0					
3-2-0	0-1-0	0-0-		AWAY		0-1-0		1-0-0		2-0-0					
0-1-1	0-0-0	0-0-0		NEUTRAL		0-0-0		0-0-0		0-1-1					
1-5-1	0-2-0	0-1-0		CONFERENCE		0-0-1		0-1-0		1-1-0					
1-3-0	0-1-0	0-0-0		HOME		0-0-0		0-1-0		1-1-0					
0-2-1	0-1-0	0-1-0		AWAY		0-0-1		0-0-0		0-0-0					
0-0-0	0-0-0	0-0-0		NEUTRAL		0-0-0		0-0-0		0-0-0					
RPI	S	Opponent	Score	RPI	S	Opponent	Score	RPI	S	Opponent	Score				
3	A	Stanford	0 3	50	A	Loyola Marymount	0 2	57	A	Oregon	0 2	112	H	Pepperdine	0 4
5	H	Portland	0 3					96	A	Santa Clara	1 1	121	A	UC Irvine	2 1
23	A	San Diego	0 2									142	H	Cal St. Northridge	1 2
												144	H	UC Davis	2 1
												145	H	St. Joseph's	2 1
												172	N	Cal St. Fullerton	0 2
												177	H	Gonzaga	3 4
												206	H	Boise St.	1 0
												225	H	San Francisco	2 0
												228	A	Portland St.	1 0
												256	N	Cal St. Bakersfield	1 1
												267	H	San Jose St.	1 0
												270	A	Nevada	2 1
<hr/>															
				LAST 10 GAMES											
				50 A Loyola Marymount 0 2				96 A Santa Clara 1 1							
				112 H Pepperdine 0 4				225 H San Francisco 2 0							
				5 H Portland 0 3				270 A Nevada 2 1							
				177 H Gonzaga 3 4				267 H San Jose St. 1 0							
				23 A San Diego 0 2				3 A Stanford 0 3							

Non-Div. I Games:

St. Mary's (Cal.)

Average RPI Win:	240	WON-LOST RECORD	WINNING PCT. RANK	LAST 10 GAMES	STRENGTH OF SCHEDULE	OPP. STRENGTH OF SCHEDULE	TEAM RPI	ADJ RPI	CONF. RPI	ADJ CONF. RPI				
DIV. I ONLY		9-4-3	.65625	59	5-2-3	281	179	156	.48773	158	18	18		
DIV. I NON-CONF.		4-2-0	.66667	72	0-0-0	300	159	181	.46905	179	18	18		
<hr/>														
TOTALS	RPI 1-25	RPI 26-50			W-L RECORDS		RPI 51-100		RPI 101-150		RPI 150+			
9-4-3	0-1-0	0-0-0			OVERALL		1-0-1		0-0-1		8-3-1			
3-1-3	0-0-0	0-0-0			HOME		1-0-1		0-0-1		2-1-1			
5-3-0	0-1-0	0-0-0			AWAY		0-0-0		0-0-0		5-2-0			
1-0-0	0-0-0	0-0-0			NEUTRAL		0-0-0		0-0-0		1-0-0			
<hr/>														
4-2-0	0-1-0	0-0-0			NON-CONFERENCE		0-0-0		0-0-0		4-1-0			
1-1-0	0-0-0	0-0-0			HOME		0-0-0		0-0-0		1-1-0			
2-1-0	0-1-0	0-0-			AWAY		0-0-0		0-0-0		2-0-0			
1-0-0	0-0-0	0-0-0			NEUTRAL		0-0-0		0-0-0		1-0-0			
<hr/>														
5-2-3	0-0-0	0-0-0			CONFERENCE		1-0-1		0-0-1		4-2-1			
2-0-3	0-0-0	0-0-0			HOME		1-0-1		0-0-1		1-0-1			
3-2-0	0-0-0	0-0-0			AWAY		0-0-0		0-0-0		3-2-0			
0-0-0	0-0-0	0-0-0			NEUTRAL		0-0-0		0-0-0		0-0-0			
<hr/>														
RPI	S	Opponent	Score		RPI	S	Opponent	Score		RPI	S	Opponent	Score	
6	A	Florida St.	0	4										
					77	H	Kennesaw St.	1	1	117	H	Mercer	1	1
					90	H	Belmont	1	0	187	A	Jacksonville	0	1
										193	A	East Tenn. St.	1	2
										210	H	Stetson	2	1
										223	A	FIU	3	2
										237	H	Buffalo	0	1
										243	A	Campbell	3	0
										253	A	North Fla.	5	0
										279	N	Indiana St.	2	0
										280	A	Gardner-Webb	1	0
										285	A	S.C. Upstate	4	0
										291	H	Lipscomb	1	1
										299	H	Howard	5	0
LAST 10 GAMES														
					210	H	Stetson	2	1	187	A	Jacksonville	0	1
					193	A	East Tenn. St.	1	2	253	A	North Fla.	5	0
					285	A	S.C. Upstate	4	0	243	A	Campbell	3	0
					90	H	Belmont	1	0	117	H	Mercer	1	1
					291	H	Lipscomb	1	1	77	H	Kennesaw St.	1	1

Non-Div. I Games:	Wingate	2	0
--------------------------	----------------	----------	----------

Fla. Gulf Coast

Average RPI Win:		204	WON-LOST RECORD		WINNING PCT. RANK		LAST 10 GAMES		STRENGTH OF SCHEDULE		OPP. STRENGTH OF SCHEDULE		TEAM RPI		ADJ RPI		CONF. RPI		ADJ CONF. RPI				
DIV. I ONLY			6-13-1		.325	251	3-7-0		59		94		160		.48747	159	11		12				
DIV. I NON-CONF.			2-5-1		.3125	241	0-0-0		51		72		142		.49945	140	12		12				
TOTALS		RPI 1-25		RPI 26-50			W-L RECORDS			RPI 51-100			RPI 101-150			RPI 150+							
6-13-1		0-3-0		0-4-0			OVERALL			0-3-0			1-1-1			5-2-0							
3-5-1		0-1-0		0-1-0			HOME			0-2-0			1-1-1			2-0-0							
3-7-0		0-2-0		0-2-0			AWAY			0-1-0			0-0-0			3-2-0							
0-1-0		0-0-0		0-1-0			NEUTRAL			0-0-0			0-0-0			0-0-0							
2-5-1		0-3-0		0-1-0			NON-CONFERENCE			0-0-0			0-0-1			2-1-0							
1-2-1		0-1-0		0-1-0			HOME			0-0-0			0-0-1			1-0-0							
1-3-0		0-2-0		0-0-			AWAY			0-0-0			0-0-0			1-1-0							
0-0-0		0-0-0		0-0-0			NEUTRAL			0-0-0			0-0-0			0-0-0							
4-8-0		0-0-0		0-3-0			CONFERENCE			0-3-0			1-1-0			3-1-0							
2-3-0		0-0-0		0-0-0			HOME			0-2-0			1-1-0			1-0-0							
2-4-0		0-0-0		0-2-0			AWAY			0-1-0			0-0-0			2-1-0							
0-1-0		0-0-0		0-1-0			NEUTRAL			0-0-0			0-0-0			0-0-0							
RPI	S	Opponent		Score		RPI	S	Opponent		Score		RPI	S	Opponent		Score		RPI	S	Opponent		Score	
2	A	Notre Dame		0	5	27	H	Kansas		0	1	51	H	Memphis		0	3	108	H	UTEP		1	0
13	H	Oklahoma St.		0	3	30	A	UCF		0	1	64	H	Colorado Col.		1	2	122	H	Mississippi		2	2
14	A	Southern California		0	4	40	A	East Carolina		1	2	80	A	Rice		1	2	149	H	UAB		1	2
						40	N	East Carolina		0	1							167	A	Tulsa		1	2
																		172	A	Cal St. Fullerton		1	0
																		178	A	Ball St.		0	2
																		186	A	Houston		2	1
																		191	A	Marshall		3	2
																		254	H	Southern Miss.		4	0
																		315	H	Prairie View		5	1
LAST 10 GAMES																							
						40	N	East Carolina		0	1	51	H	Memphis		0	3						
						167	A	Tulsa		1	2	40	A	East Carolina		1	2						
						254	H	Southern Miss.		4	0	191	A	Marshall		3	2						
						30	A	UCF		0	1	186	A	Houston		2	1						
						149	H	UAB		1	2	80	A	Rice		1	2						

Non-Div. I Games:

SMU

Average RPI Win:		200	WON-LOST RECORD		WINNING PCT. RANK	LAST 10 GAMES		STRENGTH OF SCHEDULE		OPP. STRENGTH OF SCHEDULE	TEAM RPI	ADJ RPI		CONF. RPI	ADJ CONF. RPI		
DIV. I ONLY			5-11-2		.33333	244	1-8-1	61		110	166	.48643		160	7	6	
DIV. I NON-CONF.			4-2-1		.64286	86	0-0-0	74		226	82	.55398		83	6	6	
TOTALS		RPI 1-25		RPI 26-50		W-L RECORDS		RPI 51-100		RPI 101-150		RPI 150+					
5-11-2		0-2-0		0-0-1		OVERALL		1-7-0		1-0-1		3-2-0					
1-4-2		0-1-0		0-0-1		HOME		0-3-0		1-0-1		0-0-0					
1-6-0		0-1-0		0-0-0		AWAY		0-3-0		0-0-0		1-2-0					
3-1-0		0-0-0		0-0-0		NEUTRAL		1-1-0		0-0-0		2-0-0					
4-2-1		0-0-0		0-0-0		NON-CONFERENCE		1-2-0		0-0-1		3-0-0					
0-0-1		0-0-0		0-0-0		HOME		0-0-0		0-0-1		0-0-0					
1-1-0		0-0-0		0-0-		AWAY		0-1-0		0-0-0		1-0-0					
3-1-0		0-0-0		0-0-0		NEUTRAL		1-1-0		0-0-0		2-0-0					
1-9-1		0-2-0		0-0-1		CONFERENCE		0-5-0		1-0-0		0-2-0					
1-4-1		0-1-0		0-0-1		HOME		0-3-0		1-0-0		0-0-0					
0-5-0		0-1-0		0-0-0		AWAY		0-2-0		0-0-0		0-2-0					
0-0-0		0-0-0		0-0-0		NEUTRAL		0-0-0		0-0-0		0-0-0					
RPI	S	Opponent		Score		RPI	S	Opponent		Score		RPI	S	Opponent		Score	
2	A	Notre Dame		0 6		31	H	West Virginia		1 1		60	N	Columbia		3 2	
25	H	Rutgers		1 2								68	A	Fairfield		0 2	
												69	H	Louisville		1 3	
												71	H	Georgetown		0 2	
												76	N	St. Louis		1 2	
												78	H	Cincinnati		0 2	
												83	A	St. John's (N.Y.)		0 2	
												92	A	Villanova		0 1	
LAST 10 GAMES																	
		2 A Notre Dame		0 6				78 H Cincinnati		0 2							
		214 A DePaul		0 1				147 H Pittsburgh		1 0							
		83 A St. John's (N.Y.)		0 2				31 H West Virginia		1 1							
		190 A Syracuse		1 2				92 A Villanova		0 1							
		69 H Louisville		1 3				71 H Georgetown		0 2							

Non-Div. I Games:

Seton Hall

Average RPI Win: 209		WON-LOST	WINNING	LAST 10	STRENGTH OF	OPP. STRENGTH	TEAM	ADJ	CONF.	ADJ CONF.			
Average RPI Loss: 116		RECORD	PCT. RANK	GAMES	SCHEDULE	OF SCHEDULE	RPI	RPI	RPI	RPI			
DIV. I ONLY		7-9-1	.44118	192	5-5-0	115	189	163	.48599	161	14	14	
DIV. I NON-CONF.		3-4-1	.4375	196	2-0-0	91	193	149	.49592	146	14	14	
<hr/>													
TOTALS		RPI 1-25		RPI 26-50		W-L RECORDS		RPI 51-100		RPI 101-150		RPI 150+	
7-9-1		0-0-0		0-2-0		OVERALL		0-0-0		1-4-1		6-3-0	
4-3-1		0-0-0		0-0-0		HOME		0-0-0		0-2-1		4-1-0	
3-6-0		0-0-0		0-2-0		AWAY		0-0-0		1-2-0		2-2-0	
0-0-0		0-0-0		0-0-0		NEUTRAL		0-0-0		0-0-0		0-0-0	
3-4-1		0-0-0		0-1-0		NON-CONFERENCE		0-0-0		0-3-1		3-0-0	
2-1-1		0-0-0		0-0-0		HOME		0-0-0		0-1-1		2-0-0	
1-3-0		0-0-0		0-0-		AWAY		0-0-0		0-2-0		1-0-0	
0-0-0		0-0-0		0-0-0		NEUTRAL		0-0-0		0-0-0		0-0-0	
4-5-0		0-0-0		0-1-0		CONFERENCE		0-0-0		1-1-0		3-3-0	
2-2-0		0-0-0		0-0-0		HOME		0-0-0		0-1-0		2-1-0	
2-3-0		0-0-0		0-1-0		AWAY		0-0-0		1-0-0		1-2-0	
0-0-0		0-0-0		0-0-0		NEUTRAL		0-0-0		0-0-0		0-0-0	
RPI	S	Opponent	Score	RPI	S	Opponent	Score	RPI	S	Opponent	Score		
				26	A	Milwaukee	0 3			101	H	Eastern Mich.	0 0
				32	A	Michigan St.	1 5			105	H	Loyola (Ill.)	0 2
										120	H	Central Mich.	1 3
										121	A	UC Irvine	0 1
										125	A	Bowling Green	0 4
										140	A	Wright St.	1 0
										156	A	Butler	1 6
										156	H	Butler	2 3
										163	H	IUPUI	1 0
										168	H	Valparaiso	2 1
										194	H	Cleveland St.	4 0
										199	A	Oakland	2 1
										201	A	Green Bay	1 2
										289	A	Youngstown St.	2 1
										308	H	IPFW	3 0
<hr/>													
LAST 10 GAMES													
				156	A	Butler	1 6	308	H	IPFW	3 0		
				201	A	Green Bay	1 2	168	H	Valparaiso	2 1		
				26	A	Milwaukee	0 3	156	H	Butler	2 3		
				105	H	Loyola (Ill.)	0 2	194	H	Cleveland St.	4 0		
				140	A	Wright St.	1 0	199	A	Oakland	2 1		

Non-Div. I Games: Madonna 2 0

Detroit

Average RPI Win: 234		WON-LOST RECORD		WINNING PCT. RANK		LAST 10 GAMES		STRENGTH OF SCHEDULE		OPP. STRENGTH OF SCHEDULE		TEAM RPI		ADJ RPI		CONF. RPI		ADJ CONF. RPI	
DIV. I ONLY		10-10-1		.5 147		6-3-1		136		237		158		.48594 162		24		25	
DIV. I NON-CONF.		3-7-0		.3 249		0-0-0		115		167		207		.45194 207		29		29	
TOTALS		RPI 1-25		RPI 26-50		W-L RECORDS		RPI 51-100		RPI 101-150		RPI 150+							
10-10-1		0-1-0		0-0-0		OVERALL		1-2-1		0-4-0		9-3-0							
4-3-1		0-0-0		0-0-0		HOME		0-1-1		0-1-0		4-1-0							
5-7-0		0-1-0		0-0-0		AWAY		1-1-0		0-3-0		4-2-0							
1-0-0		0-0-0		0-0-0		NEUTRAL		0-0-0		0-0-0		1-0-0							
3-7-0		0-1-0		0-0-0		NON-CONFERENCE		1-2-0		0-2-0		2-2-0							
1-2-0		0-0-0		0-0-0		HOME		0-1-0		0-1-0		1-0-0							
2-5-0		0-1-0		0-0-		AWAY		1-1-0		0-1-0		1-2-0							
0-0-0		0-0-0		0-0-0		NEUTRAL		0-0-0		0-0-0		0-0-0							
7-3-1		0-0-0		0-0-0		CONFERENCE		0-0-1		0-2-0		7-1-0							
3-1-1		0-0-0		0-0-0		HOME		0-0-1		0-0-0		3-1-0							
3-2-0		0-0-0		0-0-0		AWAY		0-0-0		0-2-0		3-0-0							
1-0-0		0-0-0		0-0-0		NEUTRAL		0-0-0		0-0-0		1-0-0							
RPI S	Opponent	Score		RPI S	Opponent	Score		RPI S	Opponent	Score		RPI S	Opponent	Score					
19 A	Texas	0 3						59 H	TCU	1 2		111 A	Utah St.	0 2					
								80 A	Rice	1 5		118 A	McNeese St.	1 3					
								93 A	North Texas	1 0		118 A	McNeese St.	2 4					
								100 H	Texas St.	1 1		119 H	Texas Tech	0 3					
												154 A	Baylor	0 3					
												181 A	Stephen F. Austin	3 1					
												186 A	Houston	1 0					
												204 H	Southeastern La.	1 2					
												221 A	Sam Houston St.	1 0					
												229 H	Northwestern St.	1 0					
												229 N	Northwestern St.	1 0					
												262 A	Southern Utah	1 3					
												282 A	Lamar	2 0					
												297 H	Central Ark.	4 0					
												311 H	Nicholls St.	5 0					
												314 H	Texas Southern	7 0					
				LAST 10 GAMES															
				118 A McNeese St.				1 3				221 A Sam Houston St.				1 0			
				229 N Northwestern St.				1 0				181 A Stephen F. Austin				3 1			
				229 H Northwestern St.				1 0				204 H Southeastern La.				1 2			
				297 H Central Ark.				4 0				311 H Nicholls St.				5 0			
				100 H Texas St.				1 1				118 A McNeese St.				2 4			

Non-Div. I Games:

UTSA

Average RPI Win: 250		WON-LOST RECORD	WINNING PCT. RANK		LAST 10 GAMES	STRENGTH OF SCHEDULE		OPP. STRENGTH OF SCHEDULE		TEAM RPI	ADJ RPI		CONF. RPI	ADJ CONF. RPI			
Average RPI Loss: 139																	
DIV. I ONLY		12-7-0	.63158	73	8-2-0	258		272		165	.48531	163	29	29			
DIV. I NON-CONF.		5-5-0	.5	148	3-1-0	204		245		186	.46567	186	27	27			
TOTALS		RPI 1-25	RPI 26-50		W-L RECORDS		RPI 51-100				RPI 101-150		RPI 150+				
12-7-0	0-0-0		0-0-0		OVERALL		1-2-0				0-1-0		11-4-0				
6-2-0	0-0-0		0-0-0		HOME		1-1-0				0-1-0		5-0-0				
6-4-0	0-0-0		0-0-0		AWAY		0-0-0				0-0-0		6-4-0				
0-1-0	0-0-0		0-0-0		NEUTRAL		0-1-0				0-0-0		0-0-0				
5-5-0	0-0-0		0-0-0		NON-CONFERENCE		1-0-0				0-1-0		4-4-0				
3-1-0	0-0-0		0-0-0		HOME		1-0-0				0-1-0		2-0-0				
2-4-0	0-0-0		0-0-		AWAY		0-0-0				0-0-0		2-4-0				
0-0-0	0-0-0		0-0-0		NEUTRAL		0-0-0				0-0-0		0-0-0				
7-2-0	0-0-0		0-0-0		CONFERENCE		0-2-0				0-0-0		7-0-0				
3-1-0	0-0-0		0-0-0		HOME		0-1-0				0-0-0		3-0-0				
4-0-0	0-0-0		0-0-0		AWAY		0-0-0				0-0-0		4-0-0				
0-1-0	0-0-0		0-0-0		NEUTRAL		0-1-0				0-0-0		0-0-0				
RPI	S	Opponent	Score	RPI	S	Opponent	Score	RPI	S	Opponent	Score	RPI	S	Opponent	Score		
								85	H	South Dakota St.	0	1	101	H	Eastern Mich.	1	2
								85	N	South Dakota St.	1	2	156	H	Butler	1	0
								99	H	Evansville	2	0	161	A	Detroit	0	1
													168	A	Valparaiso	0	1
													179	A	Murray St.	1	2
													194	A	Cleveland St.	0	2
													199	A	Oakland	3	1
													251	A	Oral Roberts	3	1
													262	H	Southern Utah	1	0
													269	H	Western Ill.	4	2
													279	H	Indiana St.	1	0
													287	H	North Dakota St.	1	0
													291	A	Lipscomb	3	1
													300	A	UNI	2	0
													301	A	Centenary (La.)	2	0
													308	A	IPFW	2	1
LAST 10 GAMES																	
								85	N	South Dakota St.	1	2	269	H	Western Ill.	4	2
								301	A	Centenary (La.)	2	0	262	H	Southern Utah	1	0
								251	A	Oral Roberts	3	1	194	A	Cleveland St.	0	2
								99	H	Evansville	2	0	199	A	Oakland	3	1
								156	H	Butler	1	0	279	H	Indiana St.	1	0

Non-Div. I Games: South Dakota 3 0

IUPUI

Average RPI Win:	255	WON-LOST	WINNING	LAST 10	STRENGTH OF	OPP. STRENGTH	TEAM	ADJ	CONF.	ADJ CONF.	
Average RPI Loss:	137	RECORD	PCT. RANK	GAMES	SCHEDULE	OF SCHEDULE	RPI	RPI	RPI	RPI	
DIV. I ONLY	10-5-3	.63889	66	6-4-0	260	267	161	.48376	164	21	21
DIV. I NON-CONF.	4-1-3	.6875	62	0-0-0	273	294	166	.47817	169	26	26
TOTALS	RPI 1-25	RPI 26-50	W-L RECORDS		RPI 51-100	RPI 101-150		RPI 150+			
10-5-3	0-0-0	0-0-0	OVERALL		0-3-1	1-0-0		9-2-2			
5-1-1	0-0-0	0-0-0	HOME		0-0-0	1-0-0		4-1-1			
4-3-2	0-0-0	0-0-0	AWAY		0-2-1	0-0-0		4-1-1			
1-1-0	0-0-0	0-0-0	NEUTRAL		0-1-0	0-0-0		1-0-0			
4-1-3	0-0-0	0-0-0	NON-CONFERENCE		0-0-1	0-0-0		4-1-2			
2-0-1	0-0-0	0-0-0	HOME		0-0-0	0-0-0		2-0-1			
1-1-2	0-0-0	0-0-	AWAY		0-0-1	0-0-0		1-1-1			
1-0-0	0-0-0	0-0-0	NEUTRAL		0-0-0	0-0-0		1-0-0			
6-4-0	0-0-0	0-0-0	CONFERENCE		0-3-0	1-0-0		5-1-0			
3-1-0	0-0-0	0-0-0	HOME		0-0-0	1-0-0		2-1-0			
3-2-0	0-0-0	0-0-0	AWAY		0-2-0	0-0-0		3-0-0			
0-1-0	0-0-0	0-0-0	NEUTRAL		0-1-0	0-0-0		0-0-0			
RPI S	Opponent	Score	RPI S	Opponent	Score	RPI S	Opponent	Score	RPI S	Opponent	Score
						68 A	Fairfield	0 3	114 H	Siena	1 0
						88 A	Furman	1 1	182 A	Niagara	1 0
						94 A	Loyola (Md.)	1 2	192 H	St. Francis (Pa.)	1 1
						94 N	Loyola (Md.)	2 4	202 H	Manhattan	1 2
									227 A	Quinnipiac	0 1
									237 A	Buffalo	1 1
									238 H	Fairleigh Dickinson	1 0
									240 N	Wofford	5 1
									272 H	Marist	3 0
									278 A	Iona	3 2
									299 H	Howard	3 0
									302 A	Rider	4 1
									310 H	St. Peter's	4 0
									316 A	NJIT	3 0
			LAST 10 GAMES								
			94 N	Loyola (Md.)	2 4	310 H	St. Peter's	4 0			
			182 A	Niagara	1 0	68 A	Fairfield	0 3			
			94 A	Loyola (Md.)	1 2	278 A	Iona	3 2			
			302 A	Rider	4 1	114 H	Siena	1 0			
			202 H	Manhattan	1 2	272 H	Marist	3 0			

Non-Div. I Games: North Dakota 2 1

Canisius

Average RPI Win: 209		WON-LOST	WINNING	LAST 10	STRENGTH OF		OPP. STRENGTH	TEAM	ADJ	CONF.	ADJ CONF.
Average RPI Loss: 121		RECORD	PCT. RANK	GAMES	SCHEDULE		OF SCHEDULE	RPI	RPI	RPI	RPI
DIV. I ONLY		8-7-4	.52632	131	5-4-1		216	148	167	.4831	165
DIV. I NON-CONF.		4-4-3	.5	148	1-1-0		101	79	120	.51749	117
TOTALS		RPI 1-25	RPI 26-50		W-L RECORDS		RPI 51-100		RPI 101-150		RPI 150+
8-7-4		0-1-0	0-2-0		OVERALL		1-0-1		0-2-0		7-2-3
3-3-1		0-0-0	0-2-0		HOME		1-0-0		0-1-0		2-0-1
3-4-3		0-1-0	0-0-0		AWAY		0-0-1		0-1-0		3-2-2
2-0-0		0-0-0	0-0-0		NEUTRAL		0-0-0		0-0-0		2-0-0
4-4-3		0-1-0	0-2-0		NON-CONFERENCE		1-0-1		0-1-0		3-0-2
1-2-1		0-0-0	0-2-0		HOME		1-0-0		0-0-0		0-0-1
1-2-2		0-1-0	0-0-		AWAY		0-0-1		0-1-0		1-0-1
2-0-0		0-0-0	0-0-0		NEUTRAL		0-0-0		0-0-0		2-0-0
4-3-1		0-0-0	0-0-0		CONFERENCE		0-0-0		0-1-0		4-2-1
2-1-0		0-0-0	0-0-0		HOME		0-0-0		0-1-0		2-0-0
2-2-1		0-0-0	0-0-0		AWAY		0-0-0		0-0-0		2-2-1
0-0-0		0-0-0	0-0-0		NEUTRAL		0-0-0		0-0-0		0-0-0
RPI S	Opponent	Score	RPI S	Opponent	Score	RPI S	Opponent	Score	RPI S	Opponent	Score
16 A	Washington	1 2	28 H	Long Beach St.	3 4	62 H	UC Santa Barbara	2 1	111 H	Utah St.	1 2
			36 H	Denver	1 2	70 A	New Mexico	3 3	115 A	Pacific	1 2
									155 A	Fresno St.	0 0
									172 A	Cal St. Fullerton	3 2
									206 A	Boise St.	2 1
									215 H	Louisiana Tech	4 2
									217 N	Drake	4 3
									225 N	San Francisco	5 0
									228 A	Portland St.	1 1
									233 H	Montana	0 0
									267 H	San Jose St.	2 1
									270 A	Nevada	1 2
									270 A	Nevada	0 1
									304 A	Idaho	2 1
			LAST 10 GAMES								
			270 A	Nevada	1 2	267 H	San Jose St.	2 1			
			304 A	Idaho	2 1	155 A	Fresno St.	0 0			
			206 A	Boise St.	2 1	270 A	Nevada	0 1			
			215 H	Louisiana Tech	4 2	172 A	Cal St. Fullerton	3 2			
			111 H	Utah St.	1 2	16 A	Washington	1 2			

Non-Div. I Games:

Hawaii

Average RPI Win: 209		WON-LOST	WINNING	LAST 10	STRENGTH OF		OPP. STRENGTH	TEAM	ADJ	CONF.	ADJ CONF.
Average RPI Loss: 123		RECORD	PCT. RANK	GAMES	SCHEDULE		OF SCHEDULE	RPI	RPI	RPI	RPI
DIV. I ONLY		7-7-4	.5	147	4-4-2		174	164	162	.4827	166
DIV. I NON-CONF.		2-2-2	.5	148	0-0-0		211	271	196	.46245	194
TOTALS		RPI 1-25	RPI 26-50		W-L RECORDS		RPI 51-100		RPI 101-150		RPI 150+
7-7-4		0-0-0	0-1-0		OVERALL		1-2-0		1-2-1		5-2-3
4-3-1		0-0-0	0-0-0		HOME		0-0-0		1-1-1		3-2-0
3-3-3		0-0-0	0-1-0		AWAY		1-1-0		0-1-0		2-0-3
0-1-0		0-0-0	0-0-0		NEUTRAL		0-1-0		0-0-0		0-0-0
2-2-2		0-0-0	0-0-0		NON-CONFERENCE		0-0-0		0-1-0		2-1-2
1-1-0		0-0-0	0-0-0		HOME		0-0-0		0-0-0		1-1-0
1-1-2		0-0-0	0-0-		AWAY		0-0-0		0-1-0		1-0-2
0-0-0		0-0-0	0-0-0		NEUTRAL		0-0-0		0-0-0		0-0-0
5-5-2		0-0-0	0-1-0		CONFERENCE		1-2-0		1-1-1		3-1-1
3-2-1		0-0-0	0-0-0		HOME		0-0-0		1-1-1		2-1-0
2-2-1		0-0-0	0-1-0		AWAY		1-1-0		0-0-0		1-0-1
0-1-0		0-0-0	0-0-0		NEUTRAL		0-1-0		0-0-0		0-0-0
RPI S	Opponent	Score	RPI S	Opponent	Score	RPI S	Opponent	Score	RPI S	Opponent	Score
			46 A	Dayton	1 4	76 A	St. Louis	0 1	139 H	Richmond	3 1
						91 A	Fordham	1 0	140 A	Wright St.	0 3
						91 N	Fordham	0 1	141 H	St. Bonaventure	1 3
									145 H	St. Joseph's	1 1
									151 A	La Salle	2 2
									182 H	Niagara	1 2
									183 H	George Washington	0 4
									185 H	Rhode Island	1 0
									187 A	Jacksonville	1 1
									192 A	St. Francis (Pa.)	1 1
									245 A	Xavier	3 1
									248 H	Temple	2 1
									268 A	Robert Morris	3 1
									289 H	Youngstown St.	2 1
LAST 10 GAMES											
			91 N	Fordham	0 1	245 A	Xavier	3 1			
			141 H	St. Bonaventure	1 3	183 H	George Washington	0 4			
			248 H	Temple	2 1	139 H	Richmond	3 1			
			145 H	St. Joseph's	1 1	91 A	Fordham	1 0			
			46 A	Dayton	1 4	151 A	La Salle	2 2			

Non-Div. I Games:

Duquesne

Average RPI Win: 195		WON-LOST	WINNING	LAST 10	STRENGTH OF		OPP. STRENGTH	TEAM	ADJ	CONF.	ADJ CONF.
Average RPI Loss: 117		RECORD	PCT. RANK	GAMES	SCHEDULE		OF SCHEDULE	RPI	RPI	RPI	RPI
DIV. I ONLY		8-9-3	.475	170	3-5-2		143	175	164	.48215	167
DIV. I NON-CONF.		5-3-1	.61111	105	0-0-0		163	302	140	.4961	144
TOTALS		RPI 1-25	RPI 26-50		W-L RECORDS		RPI 51-100		RPI 101-150		RPI 150+
8-9-3	0-0-0	0-2-0		OVERALL		1-2-0		2-1-1		5-4-2	
5-4-2	0-0-0	0-1-0		HOME		1-1-0		1-1-1		3-1-1	
2-5-1	0-0-0	0-1-0		AWAY		0-1-0		1-0-0		1-3-1	
1-0-0	0-0-0	0-0-0		NEUTRAL		0-0-0		0-0-0		1-0-0	
5-3-1	0-0-0	0-0-0		NON-CONFERENCE		0-0-0		2-0-0		3-3-1	
3-1-1	0-0-0	0-0-0		HOME		0-0-0		1-0-0		2-1-1	
1-2-0	0-0-0	0-0-		AWAY		0-0-0		1-0-0		0-2-0	
1-0-0	0-0-0	0-0-0		NEUTRAL		0-0-0		0-0-0		1-0-0	
3-6-2	0-0-0	0-2-0		CONFERENCE		1-2-0		0-1-1		2-1-1	
2-3-1	0-0-0	0-1-0		HOME		1-1-0		0-1-1		1-0-0	
1-3-1	0-0-0	0-1-0		AWAY		0-1-0		0-0-0		1-1-1	
0-0-0	0-0-0	0-0-0		NEUTRAL		0-0-0		0-0-0		0-0-0	
RPI S	Opponent	Score	RPI S	Opponent	Score	RPI S	Opponent	Score	RPI S	Opponent	Score
			30 H	UCF	0 3	51 H	Memphis	2 4	108 H	UTEP	1 4
			40 A	East Carolina	0 1	64 H	Colorado Col.	1 0	118 H	McNeese St.	3 0
						80 A	Rice	1 2	136 A	Arkansas	1 0
									149 H	UAB	1 1
									153 A	Missouri St.	0 1
									159 H	SMU	2 1
									175 H	Middle Tenn.	0 1
									186 A	Houston	0 0
									191 A	Marshall	1 2
									229 A	Northwestern St.	0 2
									236 H	Jackson St.	10 0
									251 H	Oral Roberts	2 2
									254 A	Southern Miss.	2 1
									283 H	Arkansas St.	4 0
									313 N	Southern U.	10 0
LAST 10 GAMES											
			159 H	SMU	2 1	191 A	Marshall	1 2			
			30 H	UCF	0 3	40 A	East Carolina	0 1			
			254 A	Southern Miss.	2 1	80 A	Rice	1 2			
			51 H	Memphis	2 4	186 A	Houston	0 0			
			149 H	UAB	1 1	64 H	Colorado Col.	1 0			

Non-Div. I Games:

Tulsa

Valparaiso

Through Games Of Final Report - 12-7-08

Average RPI Win:	225	WON-LOST RECORD	WINNING PCT. RANK	LAST 10 GAMES	STRENGTH OF SCHEDULE	OPP. STRENGTH OF SCHEDULE	TEAM RPI	ADJ RPI	CONF. RPI	ADJ CONF. RPI	
Average RPI Loss:	109										
DIV. I ONLY	9-6-3	.58333	99	3-5-2	255	183	169	.48208	168	14	14
DIV. I NON-CONF.	7-1-1	.83333	22	1-0-0	243	200	92	.54337	94	14	14
<hr/>											
TOTALS	RPI 1-25	RPI 26-50		W-L RECORDS	RPI 51-100		RPI 101-150		RPI 150+		
9-6-3	0-0-0	0-1-0		OVERALL	0-1-0		1-2-0		8-2-3		
6-2-1	0-0-0	0-0-0		HOME	0-0-0		1-2-0		5-0-1		
3-4-2	0-0-0	0-1-0		AWAY	0-1-0		0-0-0		3-2-2		
0-0-0	0-0-0	0-0-0		NEUTRAL	0-0-0		0-0-0		0-0-0		
7-1-1	0-0-0	0-0-0		NON-CONFERENCE	0-1-0		1-0-0		6-0-1		
4-0-0	0-0-0	0-0-0		HOME	0-0-0		1-0-0		3-0-0		
3-1-1	0-0-0	0-0-		AWAY	0-1-0		0-0-0		3-0-1		
0-0-0	0-0-0	0-0-0		NEUTRAL	0-0-0		0-0-0		0-0-0		
2-5-2	0-0-0	0-1-0		CONFERENCE	0-0-0		0-2-0		2-2-2		
2-2-1	0-0-0	0-0-0		HOME	0-0-0		0-2-0		2-0-1		
0-3-1	0-0-0	0-1-0		AWAY	0-0-0		0-0-0		0-2-1		
0-0-0	0-0-0	0-0-0		NEUTRAL	0-0-0		0-0-0		0-0-0		
RPI S	Opponent	Score	RPI S	Opponent	Score	RPI S	Opponent	Score	RPI S	Opponent	Score
			26 A	Milwaukee	1 3	64 A	Colorado Col.	0 1	105 H	Loyola (Ill.)	0 1
									120 H	Central Mich.	1 0
									140 H	Wright St.	0 2
									156 A	Butler	0 2
									161 A	Detroit	1 2
									163 H	IUPUI	1 0
									169 A	Northern Ill.	0 0
									178 H	Ball St.	1 0
									194 H	Cleveland St.	2 0
									201 A	Green Bay	0 0
									244 H	SIU Edwardsville	2 0
									252 A	Air Force	1 0
									279 A	Indiana St.	2 1
									289 H	Youngstown St.	0 0
									289 H	Youngstown St.	2 1
									308 A	IPFW	1 0
<hr/>											
LAST 10 GAMES											
			289 H	Youngstown St.	0 0	244 H	SIU Edwardsville	2 0			
			26 A	Milwaukee	1 3	161 A	Detroit	1 2			
			201 A	Green Bay	0 0	289 H	Youngstown St.	2 1			
			194 H	Cleveland St.	2 0	140 H	Wright St.	0 2			
			105 H	Loyola (Ill.)	0 1	156 A	Butler	0 2			

Non-Div. I Games: South Dakota 2 1

Valparaiso

Average RPI Win: 230		WON-LOST	WINNING	LAST 10	STRENGTH OF		OPP. STRENGTH	TEAM	ADJ	CONF.	ADJ CONF.
Average RPI Loss: 132		RECORD	PCT. RANK	GAMES	SCHEDULE		OF SCHEDULE	RPI	RPI	RPI	RPI
DIV. I ONLY		9-6-5	.575	109	4-4-2		236	219	168	.48169	169
DIV. I NON-CONF.		4-1-3	.6875	62	0-0-0		297	270	188	.46615	185
TOTALS		RPI 1-25	RPI 26-50		W-L RECORDS		RPI 51-100		RPI 101-150		RPI 150+
9-6-5	0-0-0	0-0-0		OVERALL		0-1-0		1-3-1		8-2-4	
7-2-1	0-0-0	0-0-0		HOME		0-1-0		0-0-0		6-1-1	
2-4-4	0-0-0	0-0-0		AWAY		0-0-0		0-3-1		2-1-3	
0-0-0	0-0-0	0-0-0		NEUTRAL		0-0-0		0-0-0		0-0-0	
4-1-3	0-0-0	0-0-0		NON-CONFERENCE		0-0-0		0-1-0		4-0-3	
3-0-1	0-0-0	0-0-0		HOME		0-0-0		0-0-0		3-0-1	
1-1-2	0-0-0	0-0-		AWAY		0-0-0		0-1-0		1-0-2	
0-0-0	0-0-0	0-0-0		NEUTRAL		0-0-0		0-0-0		0-0-0	
5-5-2	0-0-0	0-0-0		CONFERENCE		0-1-0		1-2-1		4-2-1	
4-2-0	0-0-0	0-0-0		HOME		0-1-0		1-0-0		3-1-0	
1-3-2	0-0-0	0-0-0		AWAY		0-0-0		0-2-1		1-1-1	
0-0-0	0-0-0	0-0-0		NEUTRAL		0-0-0		0-0-0		0-0-0	
RPI S	Opponent	Score	RPI S	Opponent	Score	RPI S	Opponent	Score	RPI S	Opponent	Score
						61 H	Toledo	0 1	101 A	Eastern Mich.	0 2
									101 A	Eastern Mich.	0 0
									116 A	Creighton	1 3
									120 A	Central Mich.	0 2
									125 H	Bowling Green	2 1
									168 H	Valparaiso	0 0
									171 A	Western Mich.	0 2
									178 H	Ball St.	1 0
									189 H	Akron	1 0
									201 A	Green Bay	0 0
									208 H	Ohio	3 2
									222 A	Kent St.	1 1
									224 H	Miami (Ohio)	1 3
									237 A	Buffalo	1 0
									250 H	Ga. Southern	2 0
									269 A	Western Ill.	1 1
									288 H	Southeast Mo. St.	1 0
									294 H	Eastern Ill.	1 0
									300 A	UNI	3 2
LAST 10 GAMES											
						101 A	Eastern Mich.	0 2	237 A	Buffalo	1 0
						171 A	Western Mich.	0 2	189 H	Akron	1 0
						178 H	Ball St.	1 0	208 H	Ohio	3 2
						224 H	Miami (Ohio)	1 3	101 A	Eastern Mich.	0 0
						222 A	Kent St.	1 1	120 A	Central Mich.	0 2

Non-Div. I Games:

Northern Ill.

Average RPI Win: 212		WON-LOST	WINNING	LAST 10	STRENGTH OF		OPP. STRENGTH	TEAM	ADJ	CONF.	ADJ CONF.
Average RPI Loss: 111		RECORD	PCT. RANK	GAMES	SCHEDULE		OF SCHEDULE	RPI	RPI	RPI	RPI
DIV. I ONLY		6-8-3	.44118	192	1-6-3		153	100	173	.48137	170
DIV. I NON-CONF.		5-1-0	.83333	22	0-0-0		207	274	88	.5471	89
TOTALS		RPI 1-25	RPI 26-50		W-L RECORDS		RPI 51-100		RPI 101-150		RPI 150+
6-8-3		0-1-0	0-1-1		OVERALL		0-2-2		1-1-0		5-3-0
5-4-1		0-1-0	0-0-1		HOME		0-1-0		1-0-0		4-2-0
1-4-2		0-0-0	0-1-0		AWAY		0-1-2		0-1-0		1-1-0
0-0-0		0-0-0	0-0-0		NEUTRAL		0-0-0		0-0-0		0-0-0
5-1-0		0-0-0	0-0-0		NON-CONFERENCE		0-0-0		1-0-0		4-1-0
4-1-0		0-0-0	0-0-0		HOME		0-0-0		1-0-0		3-1-0
1-0-0		0-0-0	0-0-		AWAY		0-0-0		0-0-0		1-0-0
0-0-0		0-0-0	0-0-0		NEUTRAL		0-0-0		0-0-0		0-0-0
1-7-3		0-1-0	0-1-1		CONFERENCE		0-2-2		0-1-0		1-2-0
1-3-1		0-1-0	0-0-1		HOME		0-1-0		0-0-0		1-1-0
0-4-2		0-0-0	0-1-0		AWAY		0-1-2		0-1-0		0-1-0
0-0-0		0-0-0	0-0-0		NEUTRAL		0-0-0		0-0-0		0-0-0
RPI S	Opponent	Score	RPI S	Opponent	Score	RPI S	Opponent	Score	RPI S	Opponent	Score
2	H Notre Dame	0 5	31	A West Virginia	0 3	56	A Connecticut	0 1	134	H Stony Brook	2 0
			41	H Marquette	1 1	69	A Louisville	1 1	147	A Pittsburgh	1 2
						78	A Cincinnati	1 1	152	A South Fla.	0 2
						83	H St. John's (N.Y.)	1 2	190	H Syracuse	3 2
									196	A Hartford	2 1
									202	H Manhattan	1 2
									214	H DePaul	0 1
									226	H Massachusetts	1 0
									261	H Bryant	3 1
									266	H Holy Cross	3 0
LAST 10 GAMES											
	190 H Syracuse	3 2		31 A West Virginia	0 3						
	83 H St. John's (N.Y.)	1 2		69 A Louisville	1 1						
	214 H DePaul	0 1		78 A Cincinnati	1 1						
	2 H Notre Dame	0 5		152 A South Fla.	0 2						
	147 A Pittsburgh	1 2		41 H Marquette	1 1						

Non-Div. I Games:

Providence

Average RPI Win: 180		WON-LOST RECORD		WINNING PCT. RANK		LAST 10 GAMES		STRENGTH OF SCHEDULE		OPP. STRENGTH OF SCHEDULE		TEAM RPI		ADJ RPI		CONF. RPI		ADJ CONF. RPI	
DIV. I ONLY		7-11-1		.39474 213		5-4-1		98		156		174		.48044 171		15		15	
DIV. I NON-CONF.		1-6-0		.14286 291		0-0-0		85		101		240		.43142 238		16		16	
TOTALS		RPI 1-25		RPI 26-50		W-L RECORDS		RPI 51-100		RPI 101-150		RPI 150+							
7-11-1		0-0-0		0-2-0		OVERALL		1-1-0		0-6-0		6-2-1							
5-2-1		0-0-0		0-0-0		HOME		1-0-0		0-1-0		4-1-1							
2-8-0		0-0-0		0-2-0		AWAY		0-1-0		0-5-0		2-0-0							
0-1-0		0-0-0		0-0-0		NEUTRAL		0-0-0		0-0-0		0-1-0							
1-6-0		0-0-0		0-2-0		NON-CONFERENCE		0-1-0		0-2-0		1-1-0							
1-0-0		0-0-0		0-0-0		HOME		0-0-0		0-0-0		1-0-0							
0-5-0		0-0-0		0-0-		AWAY		0-1-0		0-2-0		0-0-0							
0-1-0		0-0-0		0-0-0		NEUTRAL		0-0-0		0-0-0		0-1-0							
6-5-1		0-0-0		0-0-0		CONFERENCE		1-0-0		0-4-0		5-1-1							
4-2-1		0-0-0		0-0-0		HOME		1-0-0		0-1-0		3-1-1							
2-3-0		0-0-0		0-0-0		AWAY		0-0-0		0-3-0		2-0-0							
0-0-0		0-0-0		0-0-0		NEUTRAL		0-0-0		0-0-0		0-0-0							
RPI	S	Opponent		Score	RPI	S	Opponent		Score	RPI	S	Opponent		Score					
					26	A	Milwaukee	1	4	61	H	Toledo	2	1					
					32	A	Michigan St.	1	3	95	A	Wisconsin	0	3					
												101	A	Eastern Mich.	0	2			
												120	A	Central Mich.	0	1			
												125	A	Bowling Green	0	2			
												125	H	Bowling Green	0	1			
												130	A	Michigan	1	2			
												136	A	Arkansas	0	3			
												153	N	Missouri St.	0	1			
												169	H	Northern Ill.	2	0			
												178	H	Ball St.	1	0			
												189	H	Akron	3	0			
												207	H	Wyoming	3	0			
												208	H	Ohio	1	1			
												222	A	Kent St.	2	1			
												224	H	Miami (Ohio)	0	1			
												237	A	Buffalo	1	0			
LAST 10 GAMES																			
					125	A	Bowling Green	0	2	222	A	Kent St.	2	1					
					169	H	Northern Ill.	2	0	208	H	Ohio	1	1					
					224	H	Miami (Ohio)	0	1	189	H	Akron	3	0					
					178	H	Ball St.	1	0	120	A	Central Mich.	0	1					
					237	A	Buffalo	1	0	101	A	Eastern Mich.	0	2					

Non-Div. I Games:

Western Mich.

Average RPI Win:		105	WON-LOST RECORD		WINNING PCT. RANK		LAST 10 GAMES		STRENGTH OF SCHEDULE		OPP. STRENGTH OF SCHEDULE		TEAM RPI		ADJ RPI		CONF. RPI		ADJ CONF. RPI				
DIV. I ONLY			7-11-1		.39474 213		3-7-0		148		48		175		.48033 172		10		10				
DIV. I NON-CONF.			5-5-1		.5 148		1-1-0		173		24		138		.50243 136		10		10				
TOTALS		RPI 1-25		RPI 26-50		W-L RECORDS		RPI 51-100		RPI 101-150		RPI 150+											
7-11-1		0-1-0		1-2-0		OVERALL		1-2-1		4-4-0		1-2-0											
3-6-0		0-0-0		0-1-0		HOME		1-2-0		2-1-0		0-2-0											
3-4-1		0-1-0		1-0-0		AWAY		0-0-1		2-3-0		0-0-0											
1-1-0		0-0-0		0-1-0		NEUTRAL		0-0-0		0-0-0		1-0-0											
5-5-1		0-1-0		1-1-0		NON-CONFERENCE		0-1-1		3-0-0		1-2-0											
2-3-0		0-0-0		0-0-0		HOME		0-1-0		2-0-0		0-2-0											
2-1-1		0-1-0		1-0-		AWAY		0-0-1		1-0-0		0-0-0											
1-1-0		0-0-0		0-1-0		NEUTRAL		0-0-0		0-0-0		1-0-0											
2-6-0		0-0-0		0-1-0		CONFERENCE		1-1-0		1-4-0		0-0-0											
1-3-0		0-0-0		0-1-0		HOME		1-1-0		0-1-0		0-0-0											
1-3-0		0-0-0		0-0-0		AWAY		0-0-0		1-3-0		0-0-0											
0-0-0		0-0-0		0-0-0		NEUTRAL		0-0-0		0-0-0		0-0-0											
RPI	S	Opponent		Score		RPI	S	Opponent		Score		RPI	S	Opponent		Score							
24	A	Wake Forest		0 3		28	H	Long Beach St.		0 1		58	A	Utah		1 1							
						29	N	Virginia Tech		0 3		62	H	UC Santa Barbara		2 0							
						45	A	California		3 2		96	H	Santa Clara		1 2							
												97	H	Cal Poly		2 3							
														109		H	Alabama	3 1					
														112		A	Pepperdine	1 0					
														115		A	Pacific	2 3					
														121		A	UC Irvine	2 1					
														127		H	San Diego St.	3 1					
														142		A	Cal St. Northridge	1 3					
														144		A	UC Davis	1 2					
														150		H	UC Riverside	2 3					
														157		N	St. Mary's (Cal.)	2 0					
														159		H	SMU	0 1					
														165		H	Hawaii	2 3					
LAST 10 GAMES																							
142 A Cal St. Northridge						1 3						115 A Pacific						2 3					
150 H UC Riverside						2 3						62 H UC Santa Barbara						2 0					
28 H Long Beach St.						0 1						97 H Cal Poly						2 3					
121 A UC Irvine						2 1						165 H Hawaii						2 3					
144 A UC Davis						1 2						127 H San Diego St.						3 1					

Non-Div. I Games:

Cal St. Fullerton

Average RPI Win: 176		WON-LOST RECORD		WINNING PCT. RANK		LAST 10 GAMES		STRENGTH OF SCHEDULE		OPP. STRENGTH OF SCHEDULE		TEAM RPI		ADJ RPI		CONF. RPI		ADJ CONF. RPI	
DIV. I ONLY		3-15-1		.18421 299		2-7-1		26		64		186		.48008 173		4		4	
DIV. I NON-CONF.		1-8-0		.11111 299		0-1-0		40		99		209		.4546 203		4		4	
TOTALS		RPI 1-25		RPI 26-50		W-L RECORDS		RPI 51-100		RPI 101-150		RPI 150+							
3-15-1		0-5-0		0-1-1		OVERALL		0-6-0		0-3-0		3-0-0							
2-7-1		0-2-0		0-1-1		HOME		0-3-0		0-1-0		2-0-0							
1-8-0		0-3-0		0-0-0		AWAY		0-3-0		0-2-0		1-0-0							
0-0-0		0-0-0		0-0-0		NEUTRAL		0-0-0		0-0-0		0-0-0							
1-8-0		0-0-0		0-1-0		NON-CONFERENCE		0-5-0		0-2-0		1-0-0							
1-4-0		0-0-0		0-1-0		HOME		0-2-0		0-1-0		1-0-0							
0-4-0		0-0-0		0-0-		AWAY		0-3-0		0-1-0		0-0-0							
0-0-0		0-0-0		0-0-0		NEUTRAL		0-0-0		0-0-0		0-0-0							
2-7-1		0-5-0		0-0-1		CONFERENCE		0-1-0		0-1-0		2-0-0							
1-3-1		0-2-0		0-0-1		HOME		0-1-0		0-0-0		1-0-0							
1-4-0		0-3-0		0-0-0		AWAY		0-0-0		0-1-0		1-0-0							
0-0-0		0-0-0		0-0-0		NEUTRAL		0-0-0		0-0-0		0-0-0							
RPI	S	Opponent		Score		RPI	S	Opponent		Score		RPI	S	Opponent		Score			
10	A	Texas A&M		0 5		27	H	Kansas		1 1		51	A	Memphis		0 3			
13	H	Oklahoma St.		2 4		44	H	LSU		0 4		57	H	Oregon		0 2			
18	H	Missouri		0 2								64	A	Colorado Col.		1 3			
19	A	Texas		0 4								80	H	Rice		0 1			
20	A	Colorado		0 5								82	H	Nebraska		0 1			
												93	A	North Texas		2 3			

Non-Div. I Games:

Oklahoma

Average RPI Win:	213	WON-LOST	WINNING	LAST 10	STRENGTH OF	OPP. STRENGTH	TEAM	ADJ	CONF.	ADJ CONF.	
Average RPI Loss:	112	RECORD	PCT. RANK	GAMES	SCHEDULE	OF SCHEDULE	RPI	RPI	RPI	RPI	
DIV. I ONLY	11-8-1	.575	109	7-3-0	253	165	172	.47992	174	19	19
DIV. I NON-CONF.	6-6-1	.5	148	2-1-0	190	148	169	.47695	172	17	17
<hr/>											
TOTALS	RPI 1-25	RPI 26-50		W-L RECORDS		RPI 51-100		RPI 101-150		RPI 150+	
11-8-1	0-0-0	0-2-0		OVERALL		0-3-0		2-0-0		9-3-1	
7-0-1	0-0-0	0-0-0		HOME		0-0-0		0-0-0		7-0-1	
3-7-0	0-0-0	0-2-0		AWAY		0-3-0		1-0-0		2-2-0	
1-1-0	0-0-0	0-0-0		NEUTRAL		0-0-0		1-0-0		0-1-0	
6-6-1	0-0-0	0-2-0		NON-CONFERENCE		0-2-0		1-0-0		5-2-1	
4-0-1	0-0-0	0-0-0		HOME		0-0-0		0-0-0		4-0-1	
1-6-0	0-0-0	0-0-		AWAY		0-2-0		0-0-0		1-2-0	
1-0-0	0-0-0	0-0-0		NEUTRAL		0-0-0		1-0-0		0-0-0	
5-2-0	0-0-0	0-0-0		CONFERENCE		0-1-0		1-0-0		4-1-0	
3-0-0	0-0-0	0-0-0		HOME		0-0-0		0-0-0		3-0-0	
2-1-0	0-0-0	0-0-0		AWAY		0-1-0		1-0-0		1-0-0	
0-1-0	0-0-0	0-0-0		NEUTRAL		0-0-0		0-0-0		0-1-0	
RPI	S	Opponent	Score	RPI	S	Opponent	Score	RPI	S	Opponent	Score
				26	A	Milwaukee	0 1	53	A	Purdue	0 2
				30	A	UCF	1 2	63	A	Northwestern	0 1
								99	A	Evansville	1 4
										105	N Loyola (Ill.) 1 0
										116	A Creighton 1 0
										152	A South Fla. 2 3
										153	H Missouri St. 2 0
										156	H Butler 2 0
										197	A Iowa St. 0 1
										201	A Green Bay 2 1
										213	H Morehead St. 2 1
										217	A Drake 1 0
										269	H Western Ill. 1 1
										279	H Indiana St. 5 0
										279	N Indiana St. 0 1
										294	H Eastern Ill. 3 2
										300	H UNI 1 0
										308	H IPFW 3 1
				LAST 10 GAMES							
				279	N	Indiana St.	0 1	300	H	UNI	1 0
				217	A	Drake	1 0	197	A	Iowa St.	0 1
				294	H	Eastern Ill.	3 2	116	A	Creighton	1 0
				153	H	Missouri St.	2 0	99	A	Evansville	1 4
				279	H	Indiana St.	5 0	213	H	Morehead St.	2 1

Non-Div. I Games:

Illinois St.

Average RPI Win: 217		WON-LOST	WINNING	LAST 10	STRENGTH OF		OPP. STRENGTH	TEAM	ADJ		CONF.	ADJ CONF.	
Average RPI Loss: 153		RECORD	PCT. RANK	GAMES	SCHEDULE		OF SCHEDULE	RPI	RPI		RPI	RPI	
DIV. I ONLY		9-8-3	.525	137	5-4-1		203	185	171	.47918	175	17	17
DIV. I NON-CONF.		2-4-2	.375	216	0-0-0		192	157	217	.4443	215	19	19
TOTALS		RPI 1-25	RPI 26-50		W-L RECORDS		RPI 51-100		RPI 101-150		RPI 150+		
9-8-3		0-0-0	0-1-0		OVERALL		0-2-1		1-1-1		8-4-1		
5-3-2		0-0-0	0-0-0		HOME		0-1-1		1-1-1		4-1-0		
4-3-1		0-0-0	0-1-0		AWAY		0-1-0		0-0-0		4-1-1		
0-2-0		0-0-0	0-0-0		NEUTRAL		0-0-0		0-0-0		0-2-0		
2-4-2		0-0-0	0-0-0		NON-CONFERENCE		0-1-0		1-1-1		1-2-1		
1-3-1		0-0-0	0-0-0		HOME		0-1-0		1-1-1		0-1-0		
1-0-1		0-0-0	0-0-		AWAY		0-0-0		0-0-0		1-0-1		
0-1-0		0-0-0	0-0-0		NEUTRAL		0-0-0		0-0-0		0-1-0		
7-4-1		0-0-0	0-1-0		CONFERENCE		0-1-1		0-0-0		7-2-0		
4-0-1		0-0-0	0-0-0		HOME		0-0-1		0-0-0		4-0-0		
3-3-0		0-0-0	0-1-0		AWAY		0-1-0		0-0-0		3-1-0		
0-1-0		0-0-0	0-0-0		NEUTRAL		0-0-0		0-0-0		0-1-0		
RPI S	Opponent	Score	RPI S	Opponent	Score	RPI S	Opponent	Score	RPI S	Opponent	Score		
			36 A	Denver	0 1	54 H	Western Ky.	2 2	104 H	Vanderbilt	1 2		
						90 H	Belmont	0 1	119 H	Texas Tech	1 1		
						93 A	North Texas	1 2	122 H	Mississippi	1 0		
									167 A	Tulsa	1 0		
									180 A	Fla. Atlantic	1 0		
									180 N	Fla. Atlantic	1 2		
									188 H	High Point	2 3		
									212 A	UALR	1 0		
									223 A	FIU	2 1		
									247 H	Troy	2 0		
									251 N	Oral Roberts	0 3		
									260 H	La.-Lafayette	1 0		
									265 H	South Ala.	4 0		
									276 H	La.-Monroe	3 0		
									281 A	Jacksonville St.	1 1		
									283 A	Arkansas St.	1 2		
LAST 10 GAMES													
			180 N	Fla. Atlantic	1 2	276 H	La.-Monroe	3 0					
			54 H	Western Ky.	2 2	212 A	UALR	1 0					
			36 A	Denver	0 1	283 A	Arkansas St.	1 2					
			93 A	North Texas	1 2	265 H	South Ala.	4 0					
			260 H	La.-Lafayette	1 0	247 H	Troy	2 0					

Non-Div. I Games:

Middle Tenn.

Average RPI Win: 246		WON-LOST RECORD		WINNING PCT. RANK		LAST 10 GAMES		STRENGTH OF SCHEDULE		OPP. STRENGTH OF SCHEDULE		TEAM RPI		ADJ RPI		CONF. RPI		ADJ CONF. RPI	
DIV. I ONLY		8-8-3		.5 147		4-4-2		207		171		181		.4787 176		16		16	
DIV. I NON-CONF.		4-2-1		.64286 86		0-0-0		239		192		143		.49761 142		15		15	
TOTALS		RPI 1-25		RPI 26-50		W-L RECORDS		RPI 51-100		RPI 101-150		RPI 150+							
8-8-3		0-0-0		0-1-0		OVERALL		0-4-1		1-2-1		7-1-1							
4-2-2		0-0-0		0-1-0		HOME		0-1-0		0-0-1		4-0-1							
2-6-1		0-0-0		0-0-0		AWAY		0-3-1		1-2-0		1-1-0							
2-0-0		0-0-0		0-0-0		NEUTRAL		0-0-0		0-0-0		2-0-0							
4-2-1		0-0-0		0-0-0		NON-CONFERENCE		0-1-0		1-1-0		3-0-1							
1-0-1		0-0-0		0-0-0		HOME		0-0-0		0-0-0		1-0-1							
1-2-0		0-0-0		0-0-		AWAY		0-1-0		1-1-0		0-0-0							
2-0-0		0-0-0		0-0-0		NEUTRAL		0-0-0		0-0-0		2-0-0							
4-6-2		0-0-0		0-1-0		CONFERENCE		0-3-1		0-1-1		4-1-0							
3-2-1		0-0-0		0-1-0		HOME		0-1-0		0-0-1		3-0-0							
1-4-1		0-0-0		0-0-0		AWAY		0-2-1		0-1-0		1-1-0							
0-0-0		0-0-0		0-0-0		NEUTRAL		0-0-0		0-0-0		0-0-0							
RPI	S	Opponent		Score	RPI	S	Opponent		Score	RPI	S	Opponent		Score					
					43	H	UNC Greensboro		0 2	55	A	Old Dominion		0 6					
										81	A	Western Caro.		1 2					
										81	A	Western Caro.		1 1					
										84	H	Davidson		0 1					
										88	A	Furman		0 1					
										110	A	Samford		0 3					
										113	H	Col. of Charleston		1 1					
										129	A	Maryland		1 0					
										132	A	North Carolina St.		1 5					
										188	H	High Point		1 1					
										220	H	Appalachian St.		3 2					
										240	A	Wofford		1 0					
										250	H	Ga. Southern		3 0					
										257	N	Winthrop		1 0					
										273	A	Chattanooga		1 2					
										280	N	Gardner-Webb		1 0					
										293	H	UMBC		2 0					
										298	H	Citadel		2 0					
LAST 10 GAMES																			
					81	A	Western Caro.		1 1	88	A	Furman		0 1					
					43	H	UNC Greensboro		0 2	81	A	Western Caro.		1 2					
					250	H	Ga. Southern		3 0	220	H	Appalachian St.		3 2					
					84	H	Davidson		0 1	298	H	Citadel		2 0					
					240	A	Wofford		1 0	113	H	Col. of Charleston		1 1					

Non-Div. I Games:

Elon

Average RPI Win:		239	WON-LOST RECORD		WINNING PCT. RANK		LAST 10 GAMES		STRENGTH OF SCHEDULE		OPP. STRENGTH OF SCHEDULE		TEAM RPI		ADJ RPI		CONF. RPI		ADJ CONF. RPI				
Average RPI Loss:		54	7-10-3		.425 197		3-4-3		159		93		180		.47802 177		5		7				
DIV. I ONLY			5-6-2		.46154 180		1-0-2		195		124		177		.46889 181		7		7				
DIV. I NON-CONF.																							
TOTALS		RPI 1-25		RPI 26-50		W-L RECORDS		RPI 51-100		RPI 101-150		RPI 150+											
7-10-3		0-4-0		0-4-0		OVERALL		0-0-1		0-1-0		7-1-2											
4-6-0		0-3-0		0-1-0		HOME		0-0-0		0-1-0		4-1-0											
3-3-3		0-1-0		0-2-0		AWAY		0-0-1		0-0-0		3-0-2											
0-1-0		0-0-0		0-1-0		NEUTRAL		0-0-0		0-0-0		0-0-0											
5-6-2		0-2-0		0-3-0		NON-CONFERENCE		0-0-0		0-0-0		5-1-2											
4-2-0		0-1-0		0-0-0		HOME		0-0-0		0-0-0		4-1-0											
1-3-2		0-1-0		0-0-		AWAY		0-0-0		0-0-0		1-0-2											
0-1-0		0-0-0		0-1-0		NEUTRAL		0-0-0		0-0-0		0-0-0											
2-4-1		0-2-0		0-1-0		CONFERENCE		0-0-1		0-1-0		2-0-0											
0-4-0		0-2-0		0-1-0		HOME		0-0-0		0-1-0		0-0-0											
2-0-1		0-0-0		0-0-0		AWAY		0-0-1		0-0-0		2-0-0											
0-0-0		0-0-0		0-0-0		NEUTRAL		0-0-0		0-0-0		0-0-0											
RPI	S	Opponent		Score		RPI	S	Opponent		Score		RPI	S	Opponent		Score							
5	H	Portland		0	4	28	A	Long Beach St.		0	4	96	A	Santa Clara		0	0	112	H	Pepperdine	0	2	
16	H	Washington		1	2	36	N	Denver		0	3							157	A	St. Mary's (Cal.)	4	3	
20	A	Colorado		0	1	42	A	Washington St.		0	1							205	A	Weber St.	0	0	
23	H	San Diego		2	3	50	H	Loyola Marymount		1	2							207	H	Wyoming	0	1	
																		225	A	San Francisco	1	0	
																		228	H	Portland St.	1	0	
																		233	H	Montana	1	0	
																		256	H	Cal St. Bakersfield	1	0	
																		271	H	Eastern Wash.	2	1	
																		275	A	Idaho St.	0	0	
																		304	A	Idaho	3	1	
						LAST 10 GAMES																	
						96	A	Santa Clara		0	0	112	H	Pepperdine		0	2						
						23	H	San Diego		2	3	5	H	Portland		0	4						
						225	A	San Francisco		1	0	205	A	Weber St.		0	0						
						157	A	St. Mary's (Cal.)		4	3	275	A	Idaho St.		0	0						
						50	H	Loyola Marymount		1	2	271	H	Eastern Wash.		2	1						

Non-Div. I Games:

Gonzaga

Average RPI Win: 200		WON-LOST	WINNING	LAST 10	STRENGTH OF		OPP. STRENGTH	TEAM	ADJ	CONF.	ADJ CONF.
Average RPI Loss: 122		RECORD	PCT. RANK	GAMES	SCHEDULE		OF SCHEDULE	RPI	RPI	RPI	RPI
DIV. I ONLY		9-10-1	.475	170	4-5-1		187	140	178	.47762	178
DIV. I NON-CONF.		4-4-0	.5	148	0-0-0		249	85	192	.46544	187
TOTALS		RPI 1-25	RPI 26-50		W-L RECORDS		RPI 51-100		RPI 101-150		RPI 150+
9-10-1	0-0-0	0-1-0		OVERALL		0-2-0		2-3-0		7-4-1	
6-1-1	0-0-0	0-1-0		HOME		0-0-0		0-0-0		6-0-1	
3-9-0	0-0-0	0-0-0		AWAY		0-2-0		2-3-0		1-4-0	
0-0-0	0-0-0	0-0-0		NEUTRAL		0-0-0		0-0-0		0-0-0	
4-4-0	0-0-0	0-1-0		NON-CONFERENCE		0-1-0		1-0-0		3-2-0	
2-1-0	0-0-0	0-1-0		HOME		0-0-0		0-0-0		2-0-0	
2-3-0	0-0-0	0-0-		AWAY		0-1-0		1-0-0		1-2-0	
0-0-0	0-0-0	0-0-0		NEUTRAL		0-0-0		0-0-0		0-0-0	
5-6-1	0-0-0	0-0-0		CONFERENCE		0-1-0		1-3-0		4-2-1	
4-0-1	0-0-0	0-0-0		HOME		0-0-0		0-0-0		4-0-1	
1-6-0	0-0-0	0-0-0		AWAY		0-1-0		1-3-0		0-2-0	
0-0-0	0-0-0	0-0-0		NEUTRAL		0-0-0		0-0-0		0-0-0	
RPI S	Opponent	Score	RPI S	Opponent	Score	RPI S	Opponent	Score	RPI S	Opponent	Score
			46 H	Dayton	0 2	61 A	Toledo	0 1	101 A	Eastern Mich.	3 0
						64 A	Colorado Col.	0 2	105 A	Loyola (Ill.)	3 1
									120 A	Central Mich.	0 1
									120 A	Central Mich.	0 3
									125 A	Bowling Green	0 1
									159 H	SMU	2 0
									168 A	Valparaiso	0 1
									169 A	Northern Ill.	0 1
									171 A	Western Mich.	0 1
									173 A	Oklahoma	1 2
									189 H	Akron	2 2
									208 H	Ohio	2 0
									222 H	Kent St.	3 0
									224 H	Miami (Ohio)	1 0
									237 H	Buffalo	4 1
									252 A	Air Force	1 0
									294 H	Eastern Ill.	2 0
			LAST 10 GAMES								
			120 A	Central Mich.	0 1	208 H	Ohio	2 0			
			224 H	Miami (Ohio)	1 0	61 A	Toledo	0 1			
			169 A	Northern Ill.	0 1	125 A	Bowling Green	0 1			
			171 A	Western Mich.	0 1	237 H	Buffalo	4 1			
			189 H	Akron	2 2	222 H	Kent St.	3 0			

Non-Div. I Games:

Ball St.

Average RPI Win:	259	WON-LOST RECORD	WINNING PCT. RANK	LAST 10 GAMES	STRENGTH OF SCHEDULE	OPP. STRENGTH OF SCHEDULE	TEAM RPI	ADJ RPI	CONF. RPI	ADJ CONF. RPI		
DIV. I ONLY		12-5-3	.675	51	7-1-2	289	278	169	.47668	179	30	30
DIV. I NON-CONF.		5-4-2	.54545	143	1-0-1	241	249	189	.46073	195	30	30
<hr/>												
TOTALS	RPI 1-25	RPI 26-50		W-L RECORDS		RPI 51-100		RPI 101-150		RPI 150+		
12-5-3	0-0-0	0-0-0		OVERALL		0-2-0		0-0-0		12-3-3		
7-3-2	0-0-0	0-0-0		HOME		0-1-0		0-0-0		7-2-2		
4-1-1	0-0-0	0-0-0		AWAY		0-0-0		0-0-0		4-1-1		
1-1-0	0-0-0	0-0-0		NEUTRAL		0-1-0		0-0-0		1-0-0		
5-4-2	0-0-0	0-0-0		NON-CONFERENCE		0-2-0		0-0-0		5-2-2		
3-3-1	0-0-0	0-0-0		HOME		0-1-0		0-0-0		3-2-1		
1-0-1	0-0-0	0-0-		AWAY		0-0-0		0-0-0		1-0-1		
1-1-0	0-0-0	0-0-0		NEUTRAL		0-1-0		0-0-0		1-0-0		
7-1-1	0-0-0	0-0-0		CONFERENCE		0-0-0		0-0-0		7-1-1		
4-0-1	0-0-0	0-0-0		HOME		0-0-0		0-0-0		4-0-1		
3-1-0	0-0-0	0-0-0		AWAY		0-0-0		0-0-0		3-1-0		
0-0-0	0-0-0	0-0-0		NEUTRAL		0-0-0		0-0-0		0-0-0		
RPI	S	Opponent	Score	RPI	S	Opponent	Score	RPI	S	Opponent	Score	
						54 N Western Ky.	0 4	163 H IUPUI		2	1	
						90 H Belmont	1 2	191 H Marshall		2	2	
								203 H Tenn.-Martin		2	1	
								213 A Morehead St.		0	1	
								213 H Morehead St.		2	2	
								218 A Eastern Ky.		3	1	
								244 H SIU Edwardsville		0	1	
								255 H UNC Asheville		3	0	
								264 H Mississippi Val.		5	1	
								274 A Alabama A&M		0	0	
								276 N La.-Monroe		3	0	
								281 H Jacksonville St.		4	0	
								286 H Tennessee Tech		4	0	
								287 H North Dakota St.		0	2	
								288 A Southeast Mo. St.		1	0	
								290 H Austin Peay		1	0	
								291 A Lipscomb		2	1	
								294 A Eastern Ill.		3	0	
<hr/>												
LAST 10 GAMES												
213 H	Morehead St.	2	2	213 A	Morehead St.	0	1					
291 A	Lipscomb	2	1	274 A	Alabama A&M	0	0					
286 H	Tennessee Tech	4	0	281 H	Jacksonville St.	4	0					
290 H	Austin Peay	1	0	203 H	Tenn.-Martin	2	1					
218 A	Eastern Ky.	3	1	294 A	Eastern Ill.	3	0					

Non-Div. I Games:

Murray St.

Average RPI Win:		255	WON-LOST RECORD		WINNING PCT. RANK		LAST 10 GAMES		STRENGTH OF SCHEDULE		OPP. STRENGTH OF SCHEDULE		TEAM RPI		ADJ RPI		CONF. RPI		ADJ CONF. RPI	
DIV. I ONLY			7-10-2		.42105	199	6-3-1		127		167		176		.47609	180	17		17	
DIV. I NON-CONF.			1-5-0		.16667	286	0-0-0		139		82		258		.41745	256	19		19	
TOTALS		RPI 1-25		RPI 26-50		W-L RECORDS		RPI 51-100		RPI 101-150		RPI 150+								
7-10-2		0-1-0		0-3-0		OVERALL		0-1-1		0-1-0		7-4-1								
3-3-2		0-1-0		0-0-0		HOME		0-0-1		0-1-0		3-1-1								
3-6-0		0-0-0		0-2-0		AWAY		0-1-0		0-0-0		3-3-0								
1-1-0		0-0-0		0-1-0		NEUTRAL		0-0-0		0-0-0		1-0-0								
1-5-0		0-1-0		0-1-0		NON-CONFERENCE		0-0-0		0-1-0		1-2-0								
1-2-0		0-1-0		0-0-0		HOME		0-0-0		0-1-0		1-0-0								
0-3-0		0-0-0		0-0-		AWAY		0-0-0		0-0-0		0-2-0								
0-0-0		0-0-0		0-0-0		NEUTRAL		0-0-0		0-0-0		0-0-0								
6-5-2		0-0-0		0-2-0		CONFERENCE		0-1-1		0-0-0		6-2-1								
2-1-2		0-0-0		0-0-0		HOME		0-0-1		0-0-0		2-1-1								
3-3-0		0-0-0		0-1-0		AWAY		0-1-0		0-0-0		3-1-0								
1-1-0		0-0-0		0-1-0		NEUTRAL		0-0-0		0-0-0		1-0-0								
RPI	S	Opponent		Score		RPI	S	Opponent		Score		RPI	S	Opponent		Score				
8	H	Florida		1	2	35	A	Miami (Fla.)		0	2	54	H	Western Ky.		0	0			
						36	A	Denver		0	2	93	A	North Texas		2	3			
						36	N	Denver		2	4									
															</					

Non-Div. I Games:

Fla. Atlantic

Average RPI Win:	259	WON-LOST	WINNING	LAST 10	STRENGTH OF	OPP. STRENGTH	TEAM	ADJ	CONF.	ADJ CONF.			
Average RPI Loss:	131	RECORD	PCT. RANK	GAMES	SCHEDULE	OF SCHEDULE	RPI	RPI	RPI	RPI			
DIV. I ONLY	9-7-2	.55556	120	6-2-2	219	286	177	.47598	181	24	25		
DIV. I NON-CONF.	3-5-0	.375	216	0-0-0	236	257	253	.42254	249	29	29		
<hr/>													
TOTALS	RPI 1-25	RPI 26-50		W-L RECORDS		RPI 51-100		RPI 101-150		RPI 150+			
9-7-2	0-0-0	0-0-0		OVERALL		0-3-0		1-1-0		8-3-2			
5-2-0	0-0-0	0-0-0		HOME		0-1-0		1-0-0		4-1-0			
4-5-1	0-0-0	0-0-0		AWAY		0-2-0		0-1-0		4-2-1			
0-0-1	0-0-0	0-0-0		NEUTRAL		0-0-0		0-0-0		0-0-1			
3-5-0	0-0-0	0-0-0		NON-CONFERENCE		0-2-0		0-1-0		3-2-0			
3-0-0	0-0-0	0-0-0		HOME		0-0-0		0-0-0		3-0-0			
0-5-0	0-0-0	0-0-		AWAY		0-2-0		0-1-0		0-2-0			
0-0-0	0-0-0	0-0-0		NEUTRAL		0-0-0		0-0-0		0-0-0			
6-2-2	0-0-0	0-0-0		CONFERENCE		0-1-0		1-0-0		5-1-2			
2-2-0	0-0-0	0-0-0		HOME		0-1-0		1-0-0		1-1-0			
4-0-1	0-0-0	0-0-0		AWAY		0-0-0		0-0-0		4-0-1			
0-0-1	0-0-0	0-0-0		NEUTRAL		0-0-0		0-0-0		0-0-1			
RPI	S	Opponent	Score	RPI	S	Opponent	Score	RPI	S	Opponent	Score		
						59 A	TCU	0	5	116 A	Creighton	0	2
						82 A	Nebraska	1	2	118 H	McNeese St.	2	0
						100 H	Texas St.	0	1	162 H	UTSA	1	3
										186 A	Houston	0	1
										204 A	Southeastern La.	1	0
										204 N	Southeastern La.	0	0
										215 A	Louisiana Tech	0	2
										221 A	Sam Houston St.	2	1
										229 A	Northwestern St.	0	0
										282 H	Lamar	1	0
										283 H	Arkansas St.	3	1
										297 A	Central Ark.	3	0
										301 H	Centenary (La.)	1	0
										311 A	Nicholls St.	6	1
										315 H	Prairie View	10	2
<hr/>													
LAST 10 GAMES													
						204 N	Southeastern La.	0	0	100 H	Texas St.	0	1
						118 H	McNeese St.	2	0	162 H	UTSA	1	3
						282 H	Lamar	1	0	221 A	Sam Houston St.	2	1
						229 A	Northwestern St.	0	0	311 A	Nicholls St.	6	1
						297 A	Central Ark.	3	0	204 A	Southeastern La.	1	0

Non-Div. I Games:

Stephen F. Austin

Average RPI Win: 249		WON-LOST RECORD		WINNING PCT. RANK		LAST 10 GAMES		STRENGTH OF SCHEDULE		OPP. STRENGTH OF SCHEDULE		TEAM RPI		ADJ RPI		CONF. RPI		ADJ CONF. RPI	
DIV. I ONLY		11-6-1		.63889 66		6-4-0		293		246		184		.47486 182		21		21	
DIV. I NON-CONF.		6-2-1		.72222 46		1-0-0		293		235		167		.47826 168		26		26	
TOTALS		RPI 1-25		RPI 26-50		W-L RECORDS		RPI 51-100		RPI 101-150		RPI 150+							
11-6-1		0-0-0		0-0-0		OVERALL		0-3-0		0-1-0		11-2-1							
7-3-0		0-0-0		0-0-0		HOME		0-0-0		0-1-0		7-2-0							
4-3-0		0-0-0		0-0-0		AWAY		0-3-0		0-0-0		4-0-0							
0-0-1		0-0-0		0-0-0		NEUTRAL		0-0-0		0-0-0		0-0-1							
6-2-1		0-0-0		0-0-0		NON-CONFERENCE		0-1-0		0-0-0		6-1-1							
4-1-0		0-0-0		0-0-0		HOME		0-0-0		0-0-0		4-1-0							
2-1-0		0-0-0		0-0-		AWAY		0-1-0		0-0-0		2-0-0							
0-0-1		0-0-0		0-0-0		NEUTRAL		0-0-0		0-0-0		0-0-1							
5-4-0		0-0-0		0-0-0		CONFERENCE		0-2-0		0-1-0		5-1-0							
3-2-0		0-0-0		0-0-0		HOME		0-0-0		0-1-0		3-1-0							
2-2-0		0-0-0		0-0-0		AWAY		0-2-0		0-0-0		2-0-0							
0-0-0		0-0-0		0-0-0		NEUTRAL		0-0-0		0-0-0		0-0-0							
RPI S	Opponent	Score		RPI S	Opponent	Score		RPI S	Opponent	Score		RPI S	Opponent	Score					
								68 A	Fairfield	0	2	114 H	Siena	0	1				
								78 A	UNLV	0	4	164 H	Canisius	0	1				
								94 A	Loyola (Md.)	1	2	166 A	Duquesne	2	1				
												190 H	Syracuse	3	2				
												194 H	Cleveland St.	2	1				
												202 H	Manhattan	2	0				
												237 H	Buffalo	0	1				
												258 A	Binghamton-SUNY	2	1				
												268 H	Robert Morris	2	1				
												272 H	Marist	3	0				
												278 A	Iona	3	0				
												302 A	Rider	3	0				
												303 H	Albany (N.Y.)	4	2				
												304 N	Idaho	2	2				
												310 H	St. Peter's	4	1				
LAST 10 GAMES																			
								164 H	Canisius	0	1	278 A	Iona	3	0				
								302 A	Rider	3	0	68 A	Fairfield	0	2				
								94 A	Loyola (Md.)	1	2	272 H	Marist	3	0				
								310 H	St. Peter's	4	1	114 H	Siena	0	1				
								202 H	Manhattan	2	0	268 H	Robert Morris	2	1				

Non-Div. I Games: North Dakota 2 0

Niagara

[illegible]

Non-Div. I Games:

George Washington

Average RPI Win: 233		WON-LOST	WINNING	LAST 10	STRENGTH OF		OPP. STRENGTH	TEAM	ADJ	CONF.	ADJ CONF.
Average RPI Loss: 81		RECORD	PCT. RANK	GAMES	SCHEDULE		OF SCHEDULE	RPI	RPI	RPI	RPI
DIV. I ONLY		7-10-1	.41667	204	4-6-0		164	125	192	.4732	184
DIV. I NON-CONF.		3-3-1	.5	148	0-0-0		245	208	200	.45806	199
TOTALS		RPI 1-25	RPI 26-50		W-L RECORDS		RPI 51-100		RPI 101-150		RPI 150+
7-10-1	0-0-0	0-3-0		OVERALL		1-4-0		0-3-1		6-0-0	
4-3-0	0-0-0	0-1-0		HOME		1-2-0		0-0-0		3-0-0	
1-7-0	0-0-0	0-2-0		AWAY		0-2-0		0-3-0		1-0-0	
2-0-1	0-0-0	0-0-0		NEUTRAL		0-0-0		0-0-1		2-0-0	
3-3-1	0-0-0	0-0-0		NON-CONFERENCE		0-2-0		0-1-1		3-0-0	
1-1-0	0-0-0	0-0-0		HOME		0-1-0		0-0-0		1-0-0	
0-2-0	0-0-0	0-0-		AWAY		0-1-0		0-1-0		0-0-0	
2-0-1	0-0-0	0-0-0		NEUTRAL		0-0-0		0-0-1		2-0-0	
4-7-0	0-0-0	0-3-0		CONFERENCE		1-2-0		0-2-0		3-0-0	
3-2-0	0-0-0	0-1-0		HOME		1-1-0		0-0-0		2-0-0	
1-5-0	0-0-0	0-2-0		AWAY		0-1-0		0-2-0		1-0-0	
0-0-0	0-0-0	0-0-0		NEUTRAL		0-0-0		0-0-0		0-0-0	
RPI S	Opponent	Score	RPI S	Opponent	Score	RPI S	Opponent	Score	RPI S	Opponent	Score
			37 A	James Madison	0 3	55 H	Old Dominion	0 2	102 N	Central Conn. St.	0 0
			39 H	William & Mary	1 2	66 A	UNC Wilmington	0 1	103 A	VCU	1 2
			48 A	Hofstra	0 1	72 H	Northeastern	2 0	143 A	Georgia St.	1 2
						83 H	St. John's (N.Y.)	0 1	145 A	St. Joseph's	1 2
						89 A	Yale	0 3	216 H	George Mason	3 0
									241 A	Drexel	1 0
									246 H	Towson	2 0
									257 N	Winthrop	2 0
									292 N	Sacred Heart	5 1
									309 H	Lafayette	1 0
LAST 10 GAMES											
			241 A	Drexel	1 0	103 A	VCU	1 2			
			66 A	UNC Wilmington	0 1	37 A	James Madison	0 3			
			143 A	Georgia St.	1 2	55 H	Old Dominion	0 2			
			216 H	George Mason	3 0	39 H	William & Mary	1 2			
			246 H	Towson	2 0	72 H	Northeastern	2 0			

Non-Div. I Games:

Delaware

Average RPI Win:		221	WON-LOST RECORD		WINNING PCT. RANK	LAST 10 GAMES		STRENGTH OF SCHEDULE		OPP. STRENGTH OF SCHEDULE	TEAM RPI	ADJ RPI	CONF. RPI	ADJ CONF. RPI			
Average RPI Loss:		97															
DIV. I ONLY			7-12-1		.375	221		3-7-0		111	141	189	.47227	185	13	13	
DIV. I NON-CONF.			4-4-1		.5	148		0-0-0		107	185	130	.50609	131	13	13	
TOTALS		RPI 1-25		RPI 26-50		W-L RECORDS		RPI 51-100		RPI 101-150		RPI 150+					
7-12-1		0-2-0		0-2-0		OVERALL		1-2-0		0-3-0		6-3-1					
5-4-0		0-1-0		0-2-0		HOME		1-0-0		0-1-0		4-0-0					
1-8-1		0-1-0		0-0-0		AWAY		0-2-0		0-2-0		1-3-1					
1-0-0		0-0-0		0-0-0		NEUTRAL		0-0-0		0-0-0		1-0-0					
4-4-1		0-1-0		0-1-0		NON-CONFERENCE		0-1-0		0-1-0		4-0-1					
2-1-0		0-0-0		0-1-0		HOME		0-0-0		0-0-0		2-0-0					
1-3-1		0-1-0		0-0-		AWAY		0-1-0		0-1-0		1-0-1					
1-0-0		0-0-0		0-0-0		NEUTRAL		0-0-0		0-0-0		1-0-0					
3-8-0		0-1-0		0-1-0		CONFERENCE		1-1-0		0-2-0		2-3-0					
3-3-0		0-1-0		0-1-0		HOME		1-0-0		0-1-0		2-0-0					
0-5-0		0-0-0		0-0-0		AWAY		0-1-0		0-1-0		0-3-0					
0-0-0		0-0-0		0-0-0		NEUTRAL		0-0-0		0-0-0		0-0-0					
RPI	S	Opponent		Score		RPI	S	Opponent		Score		RPI	S	Opponent		Score	
10	A	Texas A&M		2	3	46	H	Dayton		1	2	53	A	Purdue		1	3
21	H	Charlotte		1	3	49	H	Boston U.		0	1	76	H	St. Louis		1	0
												91	A	Fordham		0	1

Non-Div. I Games:

Rhode Island

Average RPI Win: 172		WON-LOST RECORD		WINNING PCT. RANK		LAST 10 GAMES		STRENGTH OF SCHEDULE		OPP. STRENGTH OF SCHEDULE		TEAM RPI		ADJ RPI		CONF. RPI		ADJ CONF. RPI	
DIV. I ONLY		7-10-1		.41667 204		3-6-1		144		121		182		.47182 186		11		12	
DIV. I NON-CONF.		4-3-0		.57143 121		0-1-0		188		184		147		.49217 152		12		12	
TOTALS		RPI 1-25		RPI 26-50		W-L RECORDS		RPI 51-100		RPI 101-150		RPI 150+							
7-10-1		0-0-0		0-2-0		OVERALL		2-2-0		1-1-0		4-5-1							
4-4-1		0-0-0		0-1-0		HOME		1-0-0		1-0-0		2-3-1							
3-6-0		0-0-0		0-1-0		AWAY		1-2-0		0-1-0		2-2-0							
0-0-0		0-0-0		0-0-0		NEUTRAL		0-0-0		0-0-0		0-0-0							
4-3-0		0-0-0		0-0-0		NON-CONFERENCE		1-0-0		0-0-0		3-3-0							
2-1-0		0-0-0		0-0-0		HOME		0-0-0		0-0-0		2-1-0							
2-2-0		0-0-0		0-0-		AWAY		1-0-0		0-0-0		1-2-0							
0-0-0		0-0-0		0-0-0		NEUTRAL		0-0-0		0-0-0		0-0-0							
3-7-1		0-0-0		0-2-0		CONFERENCE		1-2-0		1-1-0		1-2-1							
2-3-1		0-0-0		0-1-0		HOME		1-0-0		1-0-0		0-2-1							
1-4-0		0-0-0		0-1-0		AWAY		0-2-0		0-1-0		1-0-0							
0-0-0		0-0-0		0-0-0		NEUTRAL		0-0-0		0-0-0		0-0-0							
RPI S	Opponent	Score		RPI S	Opponent	Score		RPI S	Opponent	Score		RPI S	Opponent	Score					
				30 A	UCF	0	6	51 A	Memphis	0	1	108 H	UTEP	3	2				
				40 H	East Carolina	0	1	64 A	Colorado Col.	0	1	149 A	UAB	1	4				
								80 H	Rice	1	0	154 A	Baylor	0	1				
								100 A	Texas St.	1	0	159 H	SMU	1	2				
												162 H	UTSA	0	1				
												167 H	Tulsa	0	0				
												181 H	Stephen F. Austin	1	0				
												191 H	Marshall	1	2				
												219 A	Houston Baptist	1	2				
												221 A	Sam Houston St.	3	1				
												254 A	Southern Miss.	1	0				
												260 H	La.-Lafayette	2	0				
LAST 10 GAMES																			
				80 H	Rice	1	0	149 A	UAB	1	4								
				64 A	Colorado Col.	0	1	51 A	Memphis	0	1								
				108 H	UTEP	3	2	219 A	Houston Baptist	1	2								
				30 A	UCF	0	6	159 H	SMU	1	2								
				254 A	Southern Miss.	1	0	167 H	Tulsa	0	0								

Non-Div. I Games:

Houston

Average RPI Win: 236		WON-LOST	WINNING	LAST 10	STRENGTH OF		OPP. STRENGTH	TEAM	ADJ	CONF.	ADJ CONF.
Average RPI Loss: 140		RECORD	PCT. RANK	GAMES	SCHEDULE		OF SCHEDULE	RPI	RPI	RPI	RPI
DIV. I ONLY		8-8-2	.5	147	5-4-1		190	223	179	.47148	187
DIV. I NON-CONF.		2-3-1	.41667	203	0-0-0		154	230	197	.45865	198
TOTALS		RPI 1-25	RPI 26-50		W-L RECORDS		RPI 51-100		RPI 101-150		RPI 150+
8-8-2		0-0-0	0-0-0		OVERALL		0-3-0		1-2-0		7-3-2
4-3-1		0-0-0	0-0-0		HOME		0-1-0		0-0-0		4-2-1
2-4-0		0-0-0	0-0-0		AWAY		0-2-0		1-1-0		1-1-0
2-1-1		0-0-0	0-0-0		NEUTRAL		0-0-0		0-1-0		2-0-1
2-3-1		0-0-0	0-0-0		NON-CONFERENCE		0-1-0		0-1-0		2-1-1
0-2-1		0-0-0	0-0-0		HOME		0-1-0		0-0-0		0-1-1
0-1-0		0-0-0	0-0-		AWAY		0-0-0		0-1-0		0-0-0
2-0-0		0-0-0	0-0-0		NEUTRAL		0-0-0		0-0-0		2-0-0
6-5-1		0-0-0	0-0-0		CONFERENCE		0-2-0		1-1-0		5-2-1
4-1-0		0-0-0	0-0-0		HOME		0-0-0		0-0-0		4-1-0
2-3-0		0-0-0	0-0-0		AWAY		0-2-0		1-0-0		1-1-0
0-1-1		0-0-0	0-0-0		NEUTRAL		0-0-0		0-1-0		0-0-1
RPI S	Opponent	Score	RPI S	Opponent	Score	RPI S	Opponent	Score	RPI S	Opponent	Score
						68 H	Fairfield	0 2	113 A	Col. of Charleston	0 2
						77 A	Kennesaw St.	0 4	117 A	Mercer	1 0
						90 A	Belmont	2 3	117 N	Mercer	0 2
									158 H	Fla. Gulf Coast	1 0
									166 H	Duquesne	1 1
									193 H	East Tenn. St.	1 2
									193 N	East Tenn. St.	1 1
									210 A	Stetson	1 5
									243 H	Campbell	3 0
									253 H	North Fla.	1 0
									255 H	UNC Asheville	2 3
									264 N	Mississippi Val.	2 0
									273 N	Chattanooga	3 0
									285 H	S.C. Upstate	3 1
									291 A	Lipscomb	3 0
LAST 10 GAMES											
						117 N	Mercer	0 2	243 H	Campbell	3 0
						193 N	East Tenn. St.	1 1	158 H	Fla. Gulf Coast	1 0
						253 H	North Fla.	1 0	210 A	Stetson	1 5
						90 A	Belmont	2 3	117 A	Mercer	1 0
						291 A	Lipscomb	3 0	77 A	Kennesaw St.	0 4

Non-Div. I Games: Flagler 5 0 West Fla. 0 5

Jacksonville

Average RPI Win:	251	WON-LOST	WINNING	LAST 10	STRENGTH OF	OPP. STRENGTH	TEAM	ADJ	CONF.	ADJ CONF.					
Average RPI Loss:	140	RECORD	PCT. RANK	GAMES	SCHEDULE	OF SCHEDULE	RPI	RPI	RPI	RPI					
DIV. I ONLY	8-5-8	.57143	113	3-3-4	246	262	183	.47081	188	20	20				
DIV. I NON-CONF.	4-2-4	.6	108	0-0-0	272	256	194	.46277	193	25	25				
<hr/>															
TOTALS	RPI 1-25	RPI 26-50		W-L RECORDS		RPI 51-100		RPI 101-150		RPI 150+					
8-5-8	0-0-0	0-0-0		OVERALL		0-1-1		0-2-1		8-2-6					
3-4-3	0-0-0	0-0-0		HOME		0-1-0		0-1-1		3-2-2					
4-1-5	0-0-0	0-0-0		AWAY		0-0-1		0-1-0		4-0-4					
1-0-0	0-0-0	0-0-0		NEUTRAL		0-0-0		0-0-0		1-0-0					
<hr/>															
4-2-4	0-0-0	0-0-0		NON-CONFERENCE		0-1-0		0-1-0		4-0-4					
1-1-1	0-0-0	0-0-0		HOME		0-1-0		0-0-0		1-0-1					
2-1-3	0-0-0	0-0-		AWAY		0-0-0		0-1-0		2-0-3					
1-0-0	0-0-0	0-0-0		NEUTRAL		0-0-0		0-0-0		1-0-0					
<hr/>															
4-3-4	0-0-0	0-0-0		CONFERENCE		0-0-1		0-1-1		4-2-2					
2-3-2	0-0-0	0-0-0		HOME		0-0-0		0-1-1		2-2-1					
2-0-2	0-0-0	0-0-0		AWAY		0-0-1		0-0-0		2-0-1					
0-0-0	0-0-0	0-0-0		NEUTRAL		0-0-0		0-0-0		0-0-0					
<hr/>															
RPI	S	Opponent	Score	RPI	S	Opponent	Score	RPI	S	Opponent	Score				
				55 H Old Dominion				0	3	113 A Col. of Charleston		0	1		
				87 A Radford				0	0	124 H Coastal Caro.				0	1
										124 H Coastal Caro.				2	2
										175 A Middle Tenn.				3	2
										176 A Elon				1	1
										198 H Charleston So.				3	2
										198 H Charleston So.				1	2
										209 H VMI				1	3
										240 H Wofford				1	1
										249 A Liberty				3	1
										250 A Ga. Southern				4	4
										255 A UNC Asheville				1	0
										257 H Winthrop				2	0
										263 A Presbyterian				1	1
										273 A Chattanooga				0	0
										274 N Alabama A&M				4	0
										280 H Gardner-Webb				0	0
										285 H S.C. Upstate				1	0
										312 A South Carolina St.				6	0
<hr/>															
				LAST 10 GAMES											
124 H Coastal Caro.				0	1	209 H VMI				1	3				
198 H Charleston So.				3	2	263 A Presbyterian				1	1				
124 H Coastal Caro.				2	2	198 H Charleston So.				1	2				
280 H Gardner-Webb				0	0	249 A Liberty				3	1				
87 A Radford				0	0	257 H Winthrop				2	0				

Non-Div. I Games:

High Point

Average RPI Win: 199		WON-LOST	WINNING	LAST 10	STRENGTH OF		OPP. STRENGTH	TEAM	ADJ		CONF.	ADJ CONF.
Average RPI Loss: 146		RECORD	PCT. RANK	GAMES	SCHEDULE		OF SCHEDULE	RPI	RPI		RPI	RPI
DIV. I ONLY		7-9-2	.44444	190	1-7-2		157	174	188		15	15
DIV. I NON-CONF.		5-2-0	.71429	52	0-0-0		161	161	93		16	16
TOTALS		RPI 1-25	RPI 26-50		W-L RECORDS		RPI 51-100		RPI 101-150		RPI 150+	
7-9-2		0-0-0	0-1-0		OVERALL		1-1-0		1-2-1		5-5-1	
4-2-1		0-0-0	0-0-0		HOME		1-0-0		1-2-1		2-0-0	
3-7-1		0-0-0	0-1-0		AWAY		0-1-0		0-0-0		3-5-1	
0-0-0		0-0-0	0-0-0		NEUTRAL		0-0-0		0-0-0		0-0-0	
5-2-0		0-0-0	0-1-0		NON-CONFERENCE		0-1-0		1-0-0		4-0-0	
3-0-0		0-0-0	0-0-0		HOME		0-0-0		1-0-0		2-0-0	
2-2-0		0-0-0	0-0-		AWAY		0-1-0		0-0-0		2-0-0	
0-0-0		0-0-0	0-0-0		NEUTRAL		0-0-0		0-0-0		0-0-0	
2-7-2		0-0-0	0-0-0		CONFERENCE		1-0-0		0-2-1		1-5-1	
1-2-1		0-0-0	0-0-0		HOME		1-0-0		0-2-1		0-0-0	
1-5-1		0-0-0	0-0-0		AWAY		0-0-0		0-0-0		1-5-1	
0-0-0		0-0-0	0-0-0		NEUTRAL		0-0-0		0-0-0		0-0-0	
RPI S	Opponent	Score	RPI S	Opponent	Score	RPI S	Opponent	Score	RPI S	Opponent	Score	
			39 A	William & Mary	0 6	55 A	Old Dominion	0 4	101 H	Eastern Mich.	0 3	
						61 H	Toledo	1 0	120 H	Central Mich.	0 0	
									125 H	Bowling Green	0 2	
									147 H	Pittsburgh	6 2	
									169 A	Northern Ill.	0 1	
									171 A	Western Mich.	0 3	
									178 A	Ball St.	2 2	
									194 A	Cleveland St.	2 1	
									208 A	Ohio	2 3	
									218 H	Eastern Ky.	2 1	
									222 A	Kent St.	1 4	
									224 A	Miami (Ohio)	0 2	
									237 A	Buffalo	2 1	
									244 H	SIU Edwardsville	2 0	
									289 A	Youngstown St.	3 2	
LAST 10 GAMES												
			208 A	Ohio	2 3	169 A	Northern Ill.	0 1				
			120 H	Central Mich.	0 0	171 A	Western Mich.	0 3				
			101 H	Eastern Mich.	0 3	125 H	Bowling Green	0 2				
			178 A	Ball St.	2 2	61 H	Toledo	1 0				
			224 A	Miami (Ohio)	0 2	222 A	Kent St.	1 4				

Non-Div. I Games:

Akron

Average RPI Win: 216		WON-LOST RECORD	WINNING PCT. RANK		LAST 10 GAMES	STRENGTH OF SCHEDULE	OPP. STRENGTH OF SCHEDULE	TEAM RPI	ADJ RPI	CONF. RPI	ADJ CONF. RPI					
Average RPI Loss: 81																
DIV. I ONLY		5-11-2	.33333	244	2-8-0	106	107	193	.47059	190	7	6				
DIV. I NON-CONF.		3-3-1	.5	148	0-0-0	109	217	136	.50281	135	6	6				
<hr/>																
TOTALS		RPI 1-25		RPI 26-50		W-L RECORDS		RPI 51-100		RPI 101-150		RPI 150+				
5-11-2		0-1-0		0-4-0		OVERALL		0-3-2		1-0-0		4-3-0				
5-3-2		0-1-0		0-1-0		HOME		0-0-2		1-0-0		4-1-0				
0-7-0		0-0-0		0-2-0		AWAY		0-3-0		0-0-0		0-2-0				
0-1-0		0-0-0		0-1-0		NEUTRAL		0-0-0		0-0-0		0-0-0				
3-3-1		0-0-0		0-2-0		NON-CONFERENCE		0-0-1		0-0-0		3-1-0				
3-0-1		0-0-0		0-0-0		HOME		0-0-1		0-0-0		3-0-0				
0-2-0		0-0-0		0-0-		AWAY		0-0-0		0-0-0		0-1-0				
0-1-0		0-0-0		0-1-0		NEUTRAL		0-0-0		0-0-0		0-0-0				
2-8-1		0-1-0		0-2-0		CONFERENCE		0-3-1		1-0-0		1-2-0				
2-3-1		0-1-0		0-1-0		HOME		0-0-1		1-0-0		1-1-0				
0-5-0		0-0-0		0-1-0		AWAY		0-3-0		0-0-0		0-1-0				
0-0-0		0-0-0		0-0-0		NEUTRAL		0-0-0		0-0-0		0-0-0				
RPI	S	Opponent	Score		RPI	S	Opponent	Score		RPI	S	Opponent	Score			
25	H	Rutgers	0 1		31	A	West Virginia	0 8		56	A	Connecticut	0 2			
					37	A	James Madison	1 4		71	A	Georgetown	1 3			
					39	N	William & Mary	1 2		83	H	St. John's (N.Y.)	0 0			
					41	H	Marquette	0 1		91	H	Fordham	0 0			
										92	A	Villanova	0 3			
												147	H	Pittsburgh	1 0	
												152	H	South Fla.	0 1	
												160	H	Seton Hall	2 1	
												170	A	Providence	2 3	
												182	A	Niagara	2 3	
												211	H	Colgate	2 0	
												258	H	Binghamton-SUNY	2 0	
												303	H	Albany (N.Y.)	3 1	
<hr/>																
LAST 10 GAMES																
170 A Providence					2	3	41 H Marquette					0	1			
56 A Connecticut					0	2	152 H South Fla.					0	1			
25 H Rutgers					0	1	92 A Villanova					0	3			
160 H Seton Hall					2	1	31 A West Virginia					0	8			
71 A Georgetown					1	3	147 H Pittsburgh					1	0			

Non-Div. I Games:

Syracuse

Average RPI Win: 211		WON-LOST RECORD	WINNING PCT. RANK		LAST 10 GAMES	STRENGTH OF SCHEDULE	OPP. STRENGTH OF SCHEDULE	TEAM RPI	ADJ RPI	CONF. RPI	ADJ CONF. RPI				
Average RPI Loss: 87															
DIV. I ONLY		5-10-4	.36842	225	2-8-0	118	146	191	.46945	191	11	12			
DIV. I NON-CONF.		2-2-4	.5	148	0-0-0	123	260	150	.49328	151	12	12			
<hr/>															
TOTALS		RPI 1-25		RPI 26-50		W-L RECORDS		RPI 51-100		RPI 101-150		RPI 150+			
5-10-4		0-0-0		0-2-0		OVERALL		0-4-1		1-3-0		4-1-3			
1-4-2		0-0-0		0-0-0		HOME		0-1-1		0-2-0		1-1-1			
4-6-2		0-0-0		0-2-0		AWAY		0-3-0		1-1-0		3-0-2			
0-0-0		0-0-0		0-0-0		NEUTRAL		0-0-0		0-0-0		0-0-0			
2-2-4		0-0-0		0-0-0		NON-CONFERENCE		0-1-1		1-1-0		1-0-3			
0-0-2		0-0-0		0-0-0		HOME		0-0-1		0-0-0		0-0-1			
2-2-2		0-0-0		0-0-		AWAY		0-1-0		1-1-0		1-0-2			
0-0-0		0-0-0		0-0-0		NEUTRAL		0-0-0		0-0-0		0-0-0			
3-8-0		0-0-0		0-2-0		CONFERENCE		0-3-0		0-2-0		3-1-0			
1-4-0		0-0-0		0-0-0		HOME		0-1-0		0-2-0		1-1-0			
2-4-0		0-0-0		0-2-0		AWAY		0-2-0		0-0-0		2-0-0			
0-0-0		0-0-0		0-0-0		NEUTRAL		0-0-0		0-0-0		0-0-0			
RPI	S	Opponent	Score	RPI	S	Opponent	Score	RPI	S	Opponent	Score				
				30	A	UCF	0 4	51	A	Memphis	0 4	108	H	UTEP	0 2
				40	A	East Carolina	2 3	61	A	Toledo	0 1	125	A	Bowling Green	0 3
								64	H	Colorado Col.	1 3	141	A	St. Bonaventure	3 1
								80	A	Rice	1 3	149	H	UAB	1 2
								87	H	Radford	2 2	159	H	SMU	2 3
												167	H	Tulsa	2 1
												179	A	Murray St.	2 2
												186	A	Houston	2 1
												208	A	Ohio	1 1
												254	A	Southern Miss.	4 0
												298	H	Citadel	2 2
												306	A	Mt. St. Mary's	4 0
<hr/>															
LAST 10 GAMES															
				40	A	East Carolina	2 3	167	H	Tulsa	2 1				
				149	H	UAB	1 2	159	H	SMU	2 3				
				51	A	Memphis	0 4	254	A	Southern Miss.	4 0				
				64	H	Colorado Col.	1 3	30	A	UCF	0 4				
				108	H	UTEP	0 2	80	A	Rice	1 3				

Non-Div. I Games:

Marshall

Average RPI Win:	242	WON-LOST	WINNING	LAST 10	STRENGTH OF	OPP. STRENGTH	TEAM	ADJ	CONF.	ADJ CONF.							
Average RPI Loss:	181	RECORD	PCT. RANK	GAMES	SCHEDULE	OF SCHEDULE	RPI	RPI	RPI	RPI							
DIV. I ONLY	7-6-6	.52632	131	4-4-2	209	279	187	.4683	192	26	26						
DIV. I NON-CONF.	3-3-4	.5	148	0-1-0	158	246	165	.47771	171	28	28						
<hr/>																	
TOTALS	RPI 1-25	RPI 26-50		W-L RECORDS		RPI 51-100		RPI 101-150		RPI 150+							
7-6-6	0-0-0	0-0-0		OVERALL		0-1-1		1-2-1		6-3-4							
3-2-3	0-0-0	0-0-0		HOME		0-1-0		1-0-1		2-1-2							
4-4-3	0-0-0	0-0-0		AWAY		0-0-1		0-2-0		4-2-2							
0-0-0	0-0-0	0-0-0		NEUTRAL		0-0-0		0-0-0		0-0-0							
<hr/>																	
3-3-4	0-0-0	0-0-0		NON-CONFERENCE		0-0-1		0-1-1		3-2-2							
1-1-2	0-0-0	0-0-0		HOME		0-0-0		0-0-1		1-1-1							
2-2-2	0-0-0	0-0-		AWAY		0-0-1		0-1-0		2-1-1							
0-0-0	0-0-0	0-0-0		NEUTRAL		0-0-0		0-0-0		0-0-0							
<hr/>																	
4-3-2	0-0-0	0-0-0		CONFERENCE		0-1-0		1-1-0		3-1-2							
2-1-1	0-0-0	0-0-0		HOME		0-1-0		1-0-0		1-0-1							
2-2-1	0-0-0	0-0-0		AWAY		0-0-0		0-1-0		2-1-1							
0-0-0	0-0-0	0-0-0		NEUTRAL		0-0-0		0-0-0		0-0-0							
<hr/>																	
RPI	S	Opponent	Score	RPI	S	Opponent	Score	RPI	S	Opponent	Score						
						72	A	Northeastern	0	0	102	H	Central Conn. St.	2	0		
						86	H	Long Island	2	3	123	A	Navy	1	2		
						137	H	Bucknell	1	1	148	A	Monmouth	1	2		
						164	A	Canisius	1	1	166	H	Duquesne	1	1		
						200	A	Longwood	1	2	211	A	Colgate	4	3		
						227	H	Quinnipiac	0	0	238	A	Fairleigh Dickinson	0	1		
						248	H	Temple	3	0	266	A	Holy Cross	4	2		
						268	A	Robert Morris	1	0	289	H	Youngstown St.	0	1		
						292	A	Sacred Heart	1	1	295	H	Wagner	3	0		
						306	A	Mt. St. Mary's	3	1							
						<hr/>											
						LAST 10 GAMES											
						292	A	Sacred Heart	1	1	148	A	Monmouth	1	2		
						238	A	Fairleigh Dickinson	0	1	268	A	Robert Morris	1	0		
						295	H	Wagner	3	0	227	H	Quinnipiac	0	0		
						86	H	Long Island	2	3	102	H	Central Conn. St.	2	0		
						306	A	Mt. St. Mary's	3	1	123	A	Navy	1	2		

Non-Div. I Games:

St. Francis (Pa.)

Average RPI Win: 200		WON-LOST	WINNING	LAST 10	STRENGTH OF		OPP. STRENGTH	TEAM	ADJ		CONF.	ADJ CONF.
Average RPI Loss: 144		RECORD	PCT. RANK	GAMES	SCHEDULE		OF SCHEDULE	RPI	RPI		RPI	RPI
DIV. I ONLY		7-9-2	.44444	190	4-4-2		171	184	190		18	18
DIV. I NON-CONF.		2-5-0	.28571	253	0-1-0		128	141	215		18	18
TOTALS		RPI 1-25	RPI 26-50		W-L RECORDS		RPI 51-100		RPI 101-150		RPI 150+	
7-9-2		0-0-0	0-0-0		OVERALL		1-4-0		0-2-0		6-3-2	
4-2-1		0-0-0	0-0-0		HOME		1-0-0		0-1-0		3-1-1	
3-7-0		0-0-0	0-0-0		AWAY		0-4-0		0-1-0		3-2-0	
0-0-1		0-0-0	0-0-0		NEUTRAL		0-0-0		0-0-0		0-0-1	
2-5-0		0-0-0	0-0-0		NON-CONFERENCE		0-3-0		0-1-0		2-1-0	
1-1-0		0-0-0	0-0-0		HOME		0-0-0		0-1-0		1-0-0	
1-4-0		0-0-0	0-0-		AWAY		0-3-0		0-0-0		1-1-0	
0-0-0		0-0-0	0-0-0		NEUTRAL		0-0-0		0-0-0		0-0-0	
5-4-2		0-0-0	0-0-0		CONFERENCE		1-1-0		0-1-0		4-2-2	
3-1-1		0-0-0	0-0-0		HOME		1-0-0		0-0-0		2-1-1	
2-3-0		0-0-0	0-0-0		AWAY		0-1-0		0-1-0		2-1-0	
0-0-1		0-0-0	0-0-0		NEUTRAL		0-0-0		0-0-0		0-0-1	
RPI S	Opponent	Score	RPI S	Opponent	Score	RPI S	Opponent	Score	RPI S	Opponent	Score	
						52 A	South Carolina	0 4	104 H	Vanderbilt	0 3	
						59 A	TCU	0 7	117 A	Mercer	0 1	
						77 A	Kennesaw St.	1 2	158 H	Fla. Gulf Coast	2 1	
						90 H	Belmont	1 0	187 A	Jacksonville	2 1	
						93 A	North Texas	1 4	187 N	Jacksonville	1 1	
									210 H	Stetson	1 0	
									213 H	Morehead St.	2 1	
									243 H	Campbell	0 0	
									249 A	Liberty	1 3	
									253 A	North Fla.	1 2	
									255 A	UNC Asheville	1 0	
									285 A	S.C. Upstate	2 1	
									291 H	Lipscomb	0 1	
LAST 10 GAMES												
						187 N	Jacksonville	1 1	77 A	Kennesaw St.	1 2	
						249 A	Liberty	1 3	243 H	Campbell	0 0	
						158 H	Fla. Gulf Coast	2 1	285 A	S.C. Upstate	2 1	
						210 H	Stetson	1 0	90 H	Belmont	1 0	
						117 A	Mercer	0 1	291 H	Lipscomb	0 1	

Non-Div. I Games:

East Tenn. St.

Average RPI Win:	226	WON-LOST	WINNING	LAST 10	STRENGTH OF	OPP. STRENGTH	TEAM	ADJ	CONF.	ADJ CONF.	
Average RPI Loss:	130	RECORD	PCT. RANK	GAMES	SCHEDULE	OF SCHEDULE	RPI	RPI	RPI	RPI	
DIV. I ONLY	8-10-1	.44737	185	4-5-1	184	197	195	.46459	194	14	14
DIV. I NON-CONF.	5-5-0	.5	148	1-0-0	206	212	182	.46838	183	14	14
<hr/>											
TOTALS	RPI 1-25	RPI 26-50		W-L RECORDS		RPI 51-100		RPI 101-150		RPI 150+	
8-10-1	0-0-0	0-1-0		OVERALL		0-1-0		0-4-1		8-4-0	
4-4-1	0-0-0	0-1-0		HOME		0-1-0		0-1-1		4-1-0	
4-6-0	0-0-0	0-0-0		AWAY		0-0-0		0-3-0		4-3-0	
0-0-0	0-0-0	0-0-0		NEUTRAL		0-0-0		0-0-0		0-0-0	
5-5-0	0-0-0	0-0-0		NON-CONFERENCE		0-1-0		0-2-0		5-2-0	
3-2-0	0-0-0	0-0-0		HOME		0-1-0		0-0-0		3-1-0	
2-3-0	0-0-0	0-0-		AWAY		0-0-0		0-2-0		2-1-0	
0-0-0	0-0-0	0-0-0		NEUTRAL		0-0-0		0-0-0		0-0-0	
3-5-1	0-0-0	0-1-0		CONFERENCE		0-0-0		0-2-1		3-2-0	
1-2-1	0-0-0	0-1-0		HOME		0-0-0		0-1-1		1-0-0	
2-3-0	0-0-0	0-0-0		AWAY		0-0-0		0-1-0		2-2-0	
0-0-0	0-0-0	0-0-0		NEUTRAL		0-0-0		0-0-0		0-0-0	
RPI	S	Opponent	Score	RPI	S	Opponent	Score	RPI	S	Opponent	Score
				26	H	Milwaukee	0 7				
								61	H	Toledo	0 3
										105	H Loyola (Ill.)
											0 3
										131	A Kentucky
											0 4
										140	A Wright St.
											1 4
										140	H Wright St.
											0 0
										141	A St. Bonaventure
											1 4
										156	A Butler
											2 0
										161	A Detroit
											0 4
										163	H IUPUI
											2 0
										168	A Valparaiso
											0 2
										182	A Niagara
											1 2
										189	H Akron
											1 2
										201	A Green Bay
											2 1
										208	A Ohio
											2 1
										218	H Eastern Ky.
											1 0
										268	A Robert Morris
											2 1
										289	H Youngstown St.
											2 1
										308	H IPFW
											2 0
<hr/>											
LAST 10 GAMES											
				140	A	Wright St.	1 4	163	H	IUPUI	2 0
				156	A	Butler	2 0	26	H	Milwaukee	0 7
				289	H	Youngstown St.	2 1	105	H	Loyola (Ill.)	0 3
				168	A	Valparaiso	0 2	161	A	Detroit	0 4
				201	A	Green Bay	2 1	140	H	Wright St.	0 0

Non-Div. I Games:

Cleveland St.

Average RPI Win:		231	WON-LOST RECORD		WINNING PCT. RANK	LAST 10 GAMES	STRENGTH OF SCHEDULE		OPP. STRENGTH OF SCHEDULE	TEAM RPI	ADJ RPI	CONF. RPI	ADJ CONF. RPI				
Average RPI Loss:		102															
DIV. I ONLY			6-12-1	.34211	240	6-3-1	102		172	197	.4642	195	25	24			
DIV. I NON-CONF.			6-12-1	.34211	228	6-3-1	96		176	184	.4642	191	23	24			
TOTALS		RPI 1-25		RPI 26-50		W-L RECORDS		RPI 51-100		RPI 101-150		RPI 150+					
6-12-1	0-3-0			0-2-0		OVERALL		0-2-0		1-2-0		5-3-1					
5-2-1	0-1-0			0-1-0		HOME		0-0-0		1-0-0		4-0-1					
1-7-0	0-2-0			0-1-0		AWAY		0-0-0		0-1-0		1-3-0					
0-3-0	0-0-0			0-0-0		NEUTRAL		0-2-0		0-1-0		0-0-0					
6-12-1	0-3-0			0-2-0		NON-CONFERENCE		0-2-0		1-2-0		5-3-1					
5-2-1	0-1-0			0-1-0		HOME		0-0-0		1-0-0		4-0-1					
1-7-0	0-2-0			0-0-		AWAY		0-0-0		0-1-0		1-3-0					
0-3-0	0-0-0			0-0-0		NEUTRAL		0-2-0		0-1-0		0-0-0					
0-0-0	0-0-0			0-0-0		CONFERENCE		0-0-0		0-0-0		0-0-0					
0-0-0	0-0-0			0-0-0		HOME		0-0-0		0-0-0		0-0-0					
0-0-0	0-0-0			0-0-0		AWAY		0-0-0		0-0-0		0-0-0					
0-0-0	0-0-0			0-0-0		NEUTRAL		0-0-0		0-0-0		0-0-0					
RPI	S	Opponent		Score		RPI	S	Opponent		Score		RPI	S	Opponent		Score	
18	A	Missouri		1	6	27	A	Kansas		0	7	66	N	UNC Wilmington		0	1
21	A	Charlotte		0	6	40	H	East Carolina		0	2	88	N	Furman		1	2
24	H	Wake Forest		0	3									123 A Navy		0	3
														124 H Coastal Caro.		1	0
														133 N Clemson		0	3
														198 A Charleston So.		2	3
														200 A Longwood		2	1
														218 H Eastern Ky.		1	1
														220 A Appalachian St.		0	1
														243 H Campbell		2	0
														249 H Liberty		2	1
														257 H Winthrop		1	0
														263 A Presbyterian		0	1
														312 H South Carolina St.		7	0
						LAST 10 GAMES											
243	H	Campbell		2	0	18	A	Missouri		1	6	257	H	Winthrop		1	0
312	H	South Carolina St.		7	0	249	H	Liberty		2	1	263	A	Presbyterian		0	1
124	H	Coastal Caro.		1	0	218	H	Eastern Ky.		1	1						
200	A	Longwood		2	1												
27	A	Kansas		0	7												

Non-Div. I Games:

Francis Marion

Average RPI Win: 265		WON-LOST	WINNING	LAST 10	STRENGTH OF		OPP. STRENGTH	TEAM	ADJ	CONF.	ADJ CONF.
Average RPI Loss: 140		RECORD	PCT. RANK	GAMES	SCHEDULE		OF SCHEDULE	RPI	RPI	RPI	RPI
DIV. I ONLY		8-6-5	.55263	121	5-3-2		266	230	196	.46251	196
DIV. I NON-CONF.		4-3-3	.55	138	1-0-0		209	173	159	.48231	164
TOTALS		RPI 1-25	RPI 26-50		W-L RECORDS		RPI 51-100		RPI 101-150		RPI 150+
8-6-5	0-0-0	0-2-0		OVERALL		0-0-1		0-1-1		8-3-3	
5-2-3	0-0-0	0-1-0		HOME		0-0-0		0-0-1		5-1-2	
3-4-1	0-0-0	0-1-0		AWAY		0-0-0		0-1-0		3-2-1	
0-0-1	0-0-0	0-0-0		NEUTRAL		0-0-1		0-0-0		0-0-0	
4-3-3	0-0-0	0-1-0		NON-CONFERENCE		0-0-1		0-0-1		4-2-1	
2-1-2	0-0-0	0-0-0		HOME		0-0-0		0-0-1		2-1-1	
2-2-0	0-0-0	0-0-		AWAY		0-0-0		0-0-0		2-1-0	
0-0-1	0-0-0	0-0-0		NEUTRAL		0-0-1		0-0-0		0-0-0	
4-3-2	0-0-0	0-1-0		CONFERENCE		0-0-0		0-1-0		4-1-2	
3-1-1	0-0-0	0-1-0		HOME		0-0-0		0-0-0		3-0-1	
1-2-1	0-0-0	0-0-0		AWAY		0-0-0		0-1-0		1-1-1	
0-0-0	0-0-0	0-0-0		NEUTRAL		0-0-0		0-0-0		0-0-0	
RPI S	Opponent	Score	RPI S	Opponent	Score	RPI S	Opponent	Score	RPI S	Opponent	Score
			30 A	UCF	0 1	71 N	Georgetown	0 0	102 H	Central Conn. St.	0 0
			49 H	Boston U.	0 1				134 A	Stony Brook	0 1
									170 H	Providence	1 2
									210 A	Stetson	1 0
									211 H	Colgate	1 1
									216 A	George Mason	0 1
									231 A	Maine	0 0
									231 H	Maine	1 1
									238 H	Fairleigh Dickinson	3 0
									241 A	New Hampshire	1 2
									258 H	Binghamton-SUNY	3 1
									261 H	Bryant	3 0
									277 A	Vermont	2 0
									278 A	Iona	2 1
									293 H	UMBC	3 1
									303 H	Albany (N.Y.)	4 0
LAST 10 GAMES											
			231 H	Maine	1 1		303 H	Albany (N.Y.)	4 0		
			49 H	Boston U.	0 1		231 A	Maine	0 0		
			261 H	Bryant	3 0		293 H	UMBC	3 1		
			241 A	New Hampshire	1 2		277 A	Vermont	2 0		
			258 H	Binghamton-SUNY	3 1		134 A	Stony Brook	0 1		

Non-Div. I Games:

Hartford

Average RPI Win:	238	WON-LOST RECORD	WINNING PCT. RANK	LAST 10 GAMES	STRENGTH OF SCHEDULE	OPP. STRENGTH OF SCHEDULE	TEAM RPI	ADJ RPI	CONF. RPI	ADJ CONF. RPI		
DIV. I ONLY		5-12-2	.31579	253	1-7-2	150	67	210	.45953	197	4	4
DIV. I NON-CONF.		5-4-0	.55556	132	1-0-0	265	139	190	.46669	184	4	4
<hr/>												
TOTALS	RPI 1-25	RPI 26-50		W-L RECORDS		RPI 51-100		RPI 101-150		RPI 150+		
5-12-2	0-5-1	0-1-0		OVERALL		0-2-0		0-3-0		5-1-1		
2-5-1	0-1-1	0-1-0		HOME		0-1-0		0-2-0		2-0-0		
2-6-1	0-4-0	0-0-0		AWAY		0-1-0		0-0-0		2-1-1		
1-1-0	0-0-0	0-0-0		NEUTRAL		0-0-0		0-1-0		1-0-0		
5-4-0	0-1-0	0-0-0		NON-CONFERENCE		0-1-0		0-2-0		5-0-0		
2-1-0	0-0-0	0-0-0		HOME		0-0-0		0-1-0		2-0-0		
2-2-0	0-1-0	0-0-		AWAY		0-1-0		0-0-0		2-0-0		
1-1-0	0-0-0	0-0-0		NEUTRAL		0-0-0		0-1-0		1-0-0		
0-8-2	0-4-1	0-1-0		CONFERENCE		0-1-0		0-1-0		0-1-1		
0-4-1	0-1-1	0-1-0		HOME		0-1-0		0-1-0		0-0-0		
0-4-1	0-3-0	0-0-0		AWAY		0-0-0		0-0-0		0-1-1		
0-0-0	0-0-0	0-0-0		NEUTRAL		0-0-0		0-0-0		0-0-0		
RPI	S	Opponent	Score	RPI	S	Opponent	Score	RPI	S	Opponent	Score	
10	A	Texas A&M	0 2	27	H	Kansas	2 3	82	H	Nebraska	1 3	
13	A	Oklahoma St.	0 7					85	A	South Dakota St.	1 2	
18	H	Missouri	0 3									
19	A	Texas	1 2									
20	H	Colorado	0 0									
22	A	Illinois	1 3									

Non-Div. I Games:

Iowa St.

Average RPI Win:	230	WON-LOST RECORD	WINNING PCT. RANK	LAST 10 GAMES	STRENGTH OF SCHEDULE	OPP. STRENGTH OF SCHEDULE	TEAM RPI	ADJ RPI	CONF. RPI	ADJ CONF. RPI							
DIV. I ONLY		9-6-4	.57895 103	5-2-3	270	276	194	.45943 198	20	20							
DIV. I NON-CONF.		5-3-1	.61111 105	2-0-0	283	290	205	.453 206	25	25							
<hr/>																	
TOTALS	RPI 1-25	RPI 26-50		W-L RECORDS		RPI 51-100		RPI 101-150		RPI 150+							
9-6-4	0-0-0	0-0-0		OVERALL		0-1-1		1-0-1		8-5-2							
6-1-3	0-0-0	0-0-0		HOME		0-0-1		1-0-1		5-1-1							
3-5-1	0-0-0	0-0-0		AWAY		0-1-0		0-0-0		3-4-1							
0-0-0	0-0-0	0-0-0		NEUTRAL		0-0-0		0-0-0		0-0-0							
<hr/>																	
5-3-1	0-0-0	0-0-0		NON-CONFERENCE		0-1-0		0-0-1		5-2-0							
4-0-1	0-0-0	0-0-0		HOME		0-0-0		0-0-1		4-0-0							
1-3-0	0-0-0	0-0-		AWAY		0-1-0		0-0-0		1-2-0							
0-0-0	0-0-0	0-0-0		NEUTRAL		0-0-0		0-0-0		0-0-0							
<hr/>																	
4-3-3	0-0-0	0-0-0		CONFERENCE		0-0-1		1-0-0		3-3-2							
2-1-2	0-0-0	0-0-0		HOME		0-0-1		1-0-0		1-1-1							
2-2-1	0-0-0	0-0-0		AWAY		0-0-0		0-0-0		2-2-1							
0-0-0	0-0-0	0-0-0		NEUTRAL		0-0-0		0-0-0		0-0-0							
<hr/>																	
RPI S	Opponent	Score	RPI S	Opponent	Score	RPI S	Opponent	Score	RPI S	Opponent	Score						
						86 A	Long Island	1 3	113 H	Col. of Charleston	2 2						
						87 H	Radford	1 1	124 H	Coastal Caro.	4 1						
									188 A	High Point	2 1						
									188 A	High Point	2 3						
									195 H	Francis Marion	3 2						
									200 H	Longwood	3 2						
									209 A	VMI	1 1						
									249 A	Liberty	2 0						
									250 A	Ga. Southern	2 1						
									255 H	UNC Asheville	3 0						
									257 H	Winthrop	1 1						
									263 A	Presbyterian	0 1						
									280 H	Gardner-Webb	0 2						
									285 A	S.C. Upstate	1 2						
									295 A	Wagner	2 4						
									298 H	Citadel	4 0						
									312 H	South Carolina St.	5 0						
						LAST 10 GAMES											
						188 A High Point			2 3	124 H Coastal Caro.			4 1				
						263 A Presbyterian			0 1	188 A High Point			2 1				
255 H UNC Asheville			3 0	200 H Longwood			3 2										
257 H Winthrop			1 1	209 A VMI			1 1										
87 H Radford			1 1	312 H South Carolina St.			5 0										

Non-Div. I Games:

Charleston So.

Average RPI Win: 241		WON-LOST	WINNING	LAST 10	STRENGTH OF		OPP. STRENGTH	TEAM	ADJ	CONF.	ADJ CONF.
Average RPI Loss: 137		RECORD	PCT. RANK	GAMES	SCHEDULE		OF SCHEDULE	RPI	RPI	RPI	RPI
DIV. I ONLY		9-9-2	.5	147	8-2-0		249	200	199	.45919	199
DIV. I NON-CONF.		1-7-2	.2	279	0-0-0		212	86	271	.39967	271
TOTALS		RPI 1-25	RPI 26-50		W-L RECORDS		RPI 51-100		RPI 101-150		RPI 150+
9-9-2		0-0-0	0-1-0		OVERALL		1-2-0		1-2-2		7-4-0
3-5-1		0-0-0	0-1-0		HOME		1-0-0		0-1-1		2-3-0
4-2-1		0-0-0	0-0-0		AWAY		0-1-0		0-1-1		4-0-0
2-2-0		0-0-0	0-0-0		NEUTRAL		0-1-0		1-0-0		1-1-0
1-7-2		0-0-0	0-1-0		NON-CONFERENCE		0-1-0		1-2-2		0-3-0
0-4-1		0-0-0	0-1-0		HOME		0-0-0		0-1-1		0-2-0
0-2-1		0-0-0	0-0-		AWAY		0-1-0		0-1-1		0-0-0
1-1-0		0-0-0	0-0-0		NEUTRAL		0-0-0		1-0-0		0-1-0
8-2-0		0-0-0	0-0-0		CONFERENCE		1-1-0		0-0-0		7-1-0
3-1-0		0-0-0	0-0-0		HOME		1-0-0		0-0-0		2-1-0
4-0-0		0-0-0	0-0-0		AWAY		0-0-0		0-0-0		4-0-0
1-1-0		0-0-0	0-0-0		NEUTRAL		0-1-0		0-0-0		1-0-0
RPI S	Opponent	Score	RPI S	Opponent	Score	RPI S	Opponent	Score	RPI S	Opponent	Score
			32 H	Michigan St.	1 5	82 A	Nebraska	2 3	120 H	Central Mich.	0 1
						85 H	South Dakota St.	2 1	125 H	Bowling Green	0 0
						85 N	South Dakota St.	0 1	130 A	Michigan	2 6
									131 A	Kentucky	2 2
									141 N	St. Bonaventure	2 1
									161 H	Detroit	1 2
									163 H	IUPUI	1 3
									201 H	Green Bay	1 2
									251 A	Oral Roberts	2 0
									259 N	Cornell	1 4
									262 A	Southern Utah	4 0
									262 N	Southern Utah	3 2
									269 H	Western Ill.	4 0
									287 H	North Dakota St.	5 1
									301 A	Centenary (La.)	3 0
									308 A	IPFW	6 1
LAST 10 GAMES											
			85 N	South Dakota St.	0 1	269 H	Western Ill.	4 0			
			262 N	Southern Utah	3 2	308 A	IPFW	6 1			
			262 A	Southern Utah	4 0	163 H	IUPUI	1 3			
			287 H	North Dakota St.	5 1	251 A	Oral Roberts	2 0			
			85 H	South Dakota St.	2 1	301 A	Centenary (La.)	3 0			

Non-Div. I Games:

Oakland

Average RPI Win:	254	WON-LOST RECORD	WINNING PCT. RANK	LAST 10 GAMES	STRENGTH OF SCHEDULE	OPP. STRENGTH OF SCHEDULE	TEAM RPI	ADJ RPI	CONF. RPI	ADJ CONF. RPI	
Average RPI Loss:	136										
DIV. I ONLY	10-7-2	.57895	103	4-5-1	284	271	200	.45807	200	31	31
DIV. I NON-CONF.	5-6-1	.45833	184	0-4-0	182	152	175	.47008	177	31	31
<hr/>											
TOTALS	RPI 1-25	RPI 26-50		W-L RECORDS	RPI 51-100		RPI 101-150		RPI 150+		
10-7-2	0-0-0	0-1-0		OVERALL	0-2-0		0-1-0		10-3-2		
8-2-0	0-0-0	0-0-0		HOME	0-0-0		0-1-0		8-1-0		
2-4-2	0-0-0	0-1-0		AWAY	0-1-0		0-0-0		2-2-2		
0-1-0	0-0-0	0-0-0		NEUTRAL	0-1-0		0-0-0		0-0-0		
<hr/>											
5-6-1	0-0-0	0-1-0		NON-CONFERENCE	0-2-0		0-1-0		5-2-1		
4-2-0	0-0-0	0-0-0		HOME	0-0-0		0-1-0		4-1-0		
1-3-1	0-0-0	0-0-		AWAY	0-1-0		0-0-0		1-1-1		
0-1-0	0-0-0	0-0-0		NEUTRAL	0-1-0		0-0-0		0-0-0		
<hr/>											
5-1-1	0-0-0	0-0-0		CONFERENCE	0-0-0		0-0-0		5-1-1		
4-0-0	0-0-0	0-0-0		HOME	0-0-0		0-0-0		4-0-0		
1-1-1	0-0-0	0-0-0		AWAY	0-0-0		0-0-0		1-1-1		
0-0-0	0-0-0	0-0-0		NEUTRAL	0-0-0		0-0-0		0-0-0		
<hr/>											
RPI S	Opponent	Score	RPI S	Opponent	Score	RPI S	Opponent	Score	RPI S	Opponent	Score
			29 A	Virginia Tech	0 2	66 N	UNC Wilmington	0 2	139 H	Richmond	1 3
						87 A	Radford	1 2	192 H	St. Francis (Pa.)	2 1
									195 H	Francis Marion	1 2
									198 A	Charleston So.	2 3
									209 H	VMI	1 0
									216 H	George Mason	1 0
									220 A	Appalachian St.	1 0
									235 A	Utah Valley	0 3
									235 H	Utah Valley	1 0
									243 A	Campbell	0 0
									249 H	Liberty	2 0
									299 H	Howard	4 0
									299 H	Howard	3 0
									307 A	Delaware St.	2 0
									312 H	South Carolina St.	5 1
									316 A	NJIT	0 0
<hr/>											
LAST 10 GAMES											
	235 H	Utah Valley	1	0	312 H	South Carolina St.	5	1			
	299 H	Howard	3	0	29 A	Virginia Tech	0	2			
	235 A	Utah Valley	0	3	316 A	NJIT	0	0			
	195 H	Francis Marion	1	2	198 A	Charleston So.	2	3			
	307 A	Delaware St.	2	0	87 A	Radford	1	2			

Non-Div. I Games:

Longwood

Average RPI Win:	204	WON-LOST	WINNING	LAST 10	STRENGTH OF	OPP. STRENGTH	TEAM	ADJ	CONF.	ADJ CONF.	
Average RPI Loss:	109	RECORD	PCT. RANK	GAMES	SCHEDULE	OF SCHEDULE	RPI	RPI	RPI	RPI	
DIV. I ONLY	4-7-4	.4	210	3-5-2	158	187	201	.4579	201	14	14
DIV. I NON-CONF.	2-2-2	.5	148	1-0-0	267	232	222	.44184	221	14	14
<hr/>											
TOTALS	RPI 1-25	RPI 26-50		W-L RECORDS		RPI 51-100		RPI 101-150		RPI 150+	
4-7-4	0-0-0	0-2-0		OVERALL		0-1-0		0-2-0		4-2-4	
3-2-3	0-0-0	0-0-0		HOME		0-0-0		0-0-0		3-2-3	
1-5-1	0-0-0	0-2-0		AWAY		0-1-0		0-2-0		1-0-1	
0-0-0	0-0-0	0-0-0		NEUTRAL		0-0-0		0-0-0		0-0-0	
<hr/>											
2-2-2	0-0-0	0-0-0		NON-CONFERENCE		0-1-0		0-0-0		2-1-2	
1-1-2	0-0-0	0-0-0		HOME		0-0-0		0-0-0		1-1-2	
1-1-0	0-0-0	0-0-		AWAY		0-1-0		0-0-0		1-0-0	
0-0-0	0-0-0	0-0-0		NEUTRAL		0-0-0		0-0-0		0-0-0	
<hr/>											
2-5-2	0-0-0	0-2-0		CONFERENCE		0-0-0		0-2-0		2-1-2	
2-1-1	0-0-0	0-0-0		HOME		0-0-0		0-0-0		2-1-1	
0-4-1	0-0-0	0-2-0		AWAY		0-0-0		0-2-0		0-0-1	
0-0-0	0-0-0	0-0-0		NEUTRAL		0-0-0		0-0-0		0-0-0	
<hr/>											
RPI S	Opponent	Score	RPI S	Opponent	Score	RPI S	Opponent	Score	RPI S	Opponent	Score
			26 A Milwaukee	0	5	95 A Wisconsin	0	1	105 A Loyola (Ill.)	1	3
			26 A Milwaukee	0	2				140 A Wright St.	0	3
									156 H Butler	2	1
									161 H Detroit	2	1
									168 H Valparaiso	0	0
									169 H Northern Ill.	0	0
									174 H Illinois St.	1	2
									194 H Cleveland St.	1	2
									199 A Oakland	2	1
									270 H Nevada	0	0
									289 A Youngstown St.	0	0
									300 H UNI	3	1
<hr/>											
LAST 10 GAMES											
			26 A Milwaukee	0	5	140 A Wright St.	0	3			
			161 H Detroit	2	1	289 A Youngstown St.	0	0			
			168 H Valparaiso	0	0	105 A Loyola (Ill.)	1	3			
			156 H Butler	2	1	300 H UNI	3	1			
			194 H Cleveland St.	1	2	26 A Milwaukee	0	2			

Non-Div. I Games: North Dakota 3 1

Green Bay

Average RPI Win: 229		WON-LOST	WINNING	LAST 10	STRENGTH OF		OPP. STRENGTH	TEAM	ADJ		CONF.	ADJ CONF.
Average RPI Loss: 157		RECORD	PCT. RANK	GAMES	SCHEDULE		OF SCHEDULE	RPI	RPI		RPI	RPI
DIV. I ONLY		7-8-3	.47222	175	4-4-2		230	232	207		21	21
DIV. I NON-CONF.		3-5-1	.38889	211	0-1-0		227	186	234		26	26
TOTALS		RPI 1-25	RPI 26-50		W-L RECORDS		RPI 51-100		RPI 101-150		RPI 150+	
7-8-3		0-0-0	0-0-0		OVERALL		1-3-1		0-1-1		6-4-1	
3-3-2		0-0-0	0-0-0		HOME		0-1-1		0-1-1		3-1-0	
4-5-1		0-0-0	0-0-0		AWAY		1-2-0		0-0-0		3-3-1	
0-0-0		0-0-0	0-0-0		NEUTRAL		0-0-0		0-0-0		0-0-0	
3-5-1		0-0-0	0-0-0		NON-CONFERENCE		1-2-0		0-1-0		2-2-1	
1-2-0		0-0-0	0-0-0		HOME		0-1-0		0-1-0		1-0-0	
2-3-1		0-0-0	0-0-		AWAY		1-1-0		0-0-0		1-2-1	
0-0-0		0-0-0	0-0-0		NEUTRAL		0-0-0		0-0-0		0-0-0	
4-3-2		0-0-0	0-0-0		CONFERENCE		0-1-1		0-0-1		4-2-0	
2-1-2		0-0-0	0-0-0		HOME		0-0-1		0-0-1		2-1-0	
2-2-0		0-0-0	0-0-0		AWAY		0-1-0		0-0-0		2-1-0	
0-0-0		0-0-0	0-0-0		NEUTRAL		0-0-0		0-0-0		0-0-0	
RPI S	Opponent	Score	RPI S	Opponent	Score	RPI S	Opponent	Score	RPI S	Opponent	Score	
						60 H	Columbia	0 2	114 H	Siena	0 0	
						68 A	Fairfield	1 3	134 H	Stony Brook	0 1	
						72 A	Northeastern	1 0	164 A	Canisius	2 1	
						91 A	Fordham	1 4	170 A	Providence	2 1	
						94 H	Loyola (Md.)	1 1	182 A	Niagara	0 2	
									185 A	Rhode Island	0 6	
									266 A	Holy Cross	0 2	
									272 H	Marist	0 2	
									278 A	Iona	4 3	
									295 A	Wagner	1 1	
									302 H	Rider	4 0	
									309 H	Lafayette	2 0	
									310 H	St. Peter's	2 0	
LAST 10 GAMES												
						68 A	Fairfield	1 3	182 A	Niagara	0 2	
						278 A	Iona	4 3	94 H	Loyola (Md.)	1 1	
						114 H	Siena	0 0	302 H	Rider	4 0	
						272 H	Marist	0 2	266 A	Holy Cross	0 2	
						164 A	Canisius	2 1	310 H	St. Peter's	2 0	

Non-Div. I Games:

Manhattan

Average RPI Win: 251		WON-LOST	WINNING	LAST 10	STRENGTH OF		OPP. STRENGTH	TEAM	ADJ		CONF.	ADJ CONF.			
Average RPI Loss: 185		RECORD	PCT. RANK	GAMES	SCHEDULE		OF SCHEDULE	RPI	RPI		RPI	RPI			
DIV. I ONLY		9-5-4	.61111	84	4-3-3		298	273	198	.45584	203	30	30		
DIV. I NON-CONF.		4-2-1	.64286	86	0-0-0		230	220	144	.49465	149	30	30		
<hr/>															
TOTALS		RPI 1-25		RPI 26-50		W-L RECORDS		RPI 51-100		RPI 101-150		RPI 150+			
9-5-4		0-0-0		0-0-0		OVERALL		0-1-0		1-0-0		8-4-4			
6-1-1		0-0-0		0-0-0		HOME		0-1-0		0-0-0		6-0-1			
2-2-1		0-0-0		0-0-0		AWAY		0-0-0		1-0-0		1-2-1			
1-2-2		0-0-0		0-0-0		NEUTRAL		0-0-0		0-0-0		1-2-2			
4-2-1		0-0-0		0-0-0		NON-CONFERENCE		0-1-0		1-0-0		3-1-1			
2-1-0		0-0-0		0-0-0		HOME		0-1-0		0-0-0		2-0-0			
1-0-0		0-0-0		0-0-		AWAY		0-0-0		1-0-0		0-0-0			
1-1-1		0-0-0		0-0-0		NEUTRAL		0-0-0		0-0-0		1-1-1			
5-3-3		0-0-0		0-0-0		CONFERENCE		0-0-0		0-0-0		5-3-3			
4-0-1		0-0-0		0-0-0		HOME		0-0-0		0-0-0		4-0-1			
1-2-1		0-0-0		0-0-0		AWAY		0-0-0		0-0-0		1-2-1			
0-1-1		0-0-0		0-0-0		NEUTRAL		0-0-0		0-0-0		0-1-1			
RPI	S	Opponent	Score	RPI	S	Opponent	Score	RPI	S	Opponent	Score	RPI	S	Opponent	Score

Non-Div. I Games: Bethel (TN) 3 1

Tenn.-Martin

Average RPI Win: 277		WON-LOST	WINNING	LAST 10	STRENGTH OF	OPP. STRENGTH	TEAM	ADJ	CONF.	ADJ CONF.		
Average RPI Loss: 155		RECORD	PCT. RANK	GAMES	SCHEDULE	OF SCHEDULE	RPI	RPI	RPI	RPI		
DIV. I ONLY		10-6-2	.61111	84	5-4-1	300	301	208	.45572	204	24	25
DIV. I NON-CONF.		5-1-1	.78571	31	0-0-0	316	316	229	.43978	225	29	29
<hr/>												
TOTALS		RPI 1-25		RPI 26-50		W-L RECORDS		RPI 51-100		RPI 101-150		RPI 150+
10-6-2		0-0-0		0-0-0		OVERALL		0-2-0		0-1-0		10-3-2
4-2-0		0-0-0		0-0-0		HOME		0-0-0		0-0-0		4-2-0
6-3-1		0-0-0		0-0-0		AWAY		0-1-0		0-1-0		6-1-1
0-1-1		0-0-0		0-0-0		NEUTRAL		0-1-0		0-0-0		0-0-1
5-1-1		0-0-0		0-0-0		NON-CONFERENCE		0-0-0		0-0-0		5-1-1
2-0-0		0-0-0		0-0-0		HOME		0-0-0		0-0-0		2-0-0
3-1-1		0-0-0		0-0-		AWAY		0-0-0		0-0-0		3-1-1
0-0-0		0-0-0		0-0-0		NEUTRAL		0-0-0		0-0-0		0-0-0
5-5-1		0-0-0		0-0-0		CONFERENCE		0-2-0		0-1-0		5-2-1
2-2-0		0-0-0		0-0-0		HOME		0-0-0		0-0-0		2-2-0
3-2-0		0-0-0		0-0-0		AWAY		0-1-0		0-1-0		3-0-0
0-1-1		0-0-0		0-0-0		NEUTRAL		0-1-0		0-0-0		0-0-1
RPI	S	Opponent	Score	RPI	S	Opponent	Score	RPI	S	Opponent	Score	
								100	A	Texas St.	0	1
								100	N	Texas St.	0	1
								118	A	McNeese St.	0	1
								162	A	UTSA	2	1
								181	H	Stephen F. Austin	0	1
								181	N	Stephen F. Austin	0	0
								212	A	UALR	0	3
								221	H	Sam Houston St.	0	1
								229	H	Northwestern St.	1	0
								247	A	Troy	2	2
								260	A	La.-Lafayette	5	0
								282	A	Lamar	2	1
								283	A	Arkansas St.	4	0
								297	H	Central Ark.	1	0
								311	A	Nicholls St.	5	1
								313	H	Southern U.	10	0
								315	H	Prairie View	6	0
								317	A	Alabama St.	9	0
LAST 10 GAMES												
100 N Texas St.				0	1	297 H Central Ark.				1	0	
181 N Stephen F. Austin				0	0	229 H Northwestern St.				1	0	
311 A Nicholls St.				5	1	162 A UTSA				2	1	
118 A McNeese St.				0	1	100 A Texas St.				0	1	
282 A Lamar				2	1	221 H Sam Houston St.				0	1	

Non-Div. I Games: William Carey 1 0

Southeastern La.

Average RPI Win:	201	WON-LOST	WINNING	LAST 10	STRENGTH OF	OPP. STRENGTH	TEAM	ADJ	CONF.	ADJ CONF.	
Average RPI Loss:	138	RECORD	PCT. RANK	GAMES	SCHEDULE	OF SCHEDULE	RPI	RPI	RPI	RPI	
DIV. I ONLY	8-10-2	.45	180	6-4-0	224	155	202	.45477	205	28	28
DIV. I NON-CONF.	2-7-2	.27273	258	0-1-0	140	84	221	.44159	222	22	22
<hr/>											
TOTALS	RPI 1-25	RPI 26-50		W-L RECORDS		RPI 51-100		RPI 101-150		RPI 150+	
8-10-2	0-1-0	0-0-0		OVERALL		0-3-0		3-3-0		5-3-2	
5-3-1	0-0-0	0-0-0		HOME		0-0-0		1-2-0		4-1-1	
3-6-1	0-1-0	0-0-0		AWAY		0-3-0		2-1-0		1-1-1	
0-1-0	0-0-0	0-0-0		NEUTRAL		0-0-0		0-0-0		0-1-0	
<hr/>											
2-7-2	0-1-0	0-0-0		NON-CONFERENCE		0-3-0		2-2-0		0-1-2	
1-1-1	0-0-0	0-0-0		HOME		0-0-0		1-1-0		0-0-1	
1-5-1	0-1-0	0-0-		AWAY		0-3-0		1-1-0		0-0-1	
0-1-0	0-0-0	0-0-0		NEUTRAL		0-0-0		0-0-0		0-1-0	
<hr/>											
6-3-0	0-0-0	0-0-0		CONFERENCE		0-0-0		1-1-0		5-2-0	
4-2-0	0-0-0	0-0-0		HOME		0-0-0		0-1-0		4-1-0	
2-1-0	0-0-0	0-0-0		AWAY		0-0-0		1-0-0		1-1-0	
0-0-0	0-0-0	0-0-0		NEUTRAL		0-0-0		0-0-0		0-0-0	
<hr/>											
RPI S	Opponent	Score	RPI S	Opponent	Score	RPI S	Opponent	Score	RPI S	Opponent	Score
15 A	BYU	0 1				57 A	Oregon	0 1	108 H	UTEP	2 0
						65 A	Arizona St.	0 4	121 A	UC Irvine	2 3
						75 A	Arizona	0 4	128 A	Northern Ariz.	1 0
									128 H	Northern Ariz.	1 2
									135 A	Oregon St.	2 1
									146 H	Seattle	1 2
									177 H	Gonzaga	0 0
									206 A	Boise St.	2 2
									228 H	Portland St.	2 0
									233 H	Montana	1 0
									233 H	Montana	1 0
									234 H	Sacramento St.	0 1
									256 N	Cal St. Bakersfield	1 2
									271 A	Eastern Wash.	2 1
									275 H	Idaho St.	2 0
									284 A	Northern Colo.	1 2
<hr/>											
			LAST 10 GAMES								
			128 H Northern Ariz.			1 2	228 H Portland St.			2 0	
			233 H Montana			1 0	284 A Northern Colo.			1 2	
			275 H Idaho St.			2 0	128 A Northern Ariz.			1 0	
			15 A BYU			0 1	271 A Eastern Wash.			2 1	
			234 H Sacramento St.			0 1	233 H Montana			1 0	

Non-Div. I Games:	North Dakota	3	0
--------------------------	---------------------	----------	----------

Weber St.

Average RPI Win:		266	WON-LOST RECORD		WINNING PCT. RANK		LAST 10 GAMES		STRENGTH OF SCHEDULE		OPP. STRENGTH OF SCHEDULE		TEAM RPI		ADJ RPI		CONF. RPI		ADJ CONF. RPI				
DIV. I ONLY			10-8-2		.55 125		4-5-1		279		242		204		.45464 206		23		23				
DIV. I NON-CONF.			6-4-1		.59091 114		0-1-0		262		228		185		.46461 190		20		20				
TOTALS		RPI 1-25			RPI 26-50			W-L RECORDS			RPI 51-100			RPI 101-150			RPI 150+						
10-8-2		0-0-0			0-1-0			OVERALL			0-0-0			0-3-0			10-4-2						
2-2-2		0-0-0			0-0-0			HOME			0-0-0			0-1-0			2-1-2						
4-3-0		0-0-0			0-0-0			AWAY			0-0-0			0-0-0			4-3-0						
4-3-0		0-0-0			0-1-0			NEUTRAL			0-0-0			0-2-0			4-0-0						
6-4-1		0-0-0			0-1-0			NON-CONFERENCE			0-0-0			0-1-0			6-2-1						
1-0-1		0-0-0			0-0-0			HOME			0-0-0			0-0-0			1-0-1						
2-2-0		0-0-0			0-0-			AWAY			0-0-0			0-0-0			2-2-0						
3-2-0		0-0-0			0-1-0			NEUTRAL			0-0-0			0-1-0			3-0-0						
4-4-1		0-0-0			0-0-0			CONFERENCE			0-0-0			0-2-0			4-2-1						
1-2-1		0-0-0			0-0-0			HOME			0-0-0			0-1-0			1-1-1						
2-1-0		0-0-0			0-0-0			AWAY			0-0-0			0-0-0			2-1-0						
1-1-0		0-0-0			0-0-0			NEUTRAL			0-0-0			0-1-0			1-0-0						
RPI	S	Opponent			Score			RPI	S	Opponent			Score			RPI	S	Opponent			Score		
					45	N	California			0	2				111	H	Utah St.		0	2			
															111	N	Utah St.		0	1			
															146	N	Seattle		1	2			
															155	A	Fresno St.		0	1			
															157	A	St. Mary's (Cal.)		0	1			
															165	H	Hawaii		1	2			
															205	H	Weber St.		2	2			
															207	A	Wyoming		0	1			
															209	N	VMI		2	1			
															215	H	Louisiana Tech		2	2			
															233	A	Montana		2	1			
															267	H	San Jose St.		2	1			
															267	N	San Jose St.		2	1			
															270	A	Nevada		2	0			
															271	H	Eastern Wash.		4	0			
															275	N	Idaho St.		2	1			
															276	N	La.-Monroe		3	0			
															284	A	Northern Colo.		2	1			
															304	A	Idaho		1	0			
LAST 10 GAMES																							
					111	N	Utah St.			0	1				155	A	Fresno St.		0	1			
					267	N	San Jose St.			2	1				304	A	Idaho		1	0			
					267	H	San Jose St.			2	1				111	H	Utah St.		0	2			
					165	H	Hawaii			1	2				215	H	Louisiana Tech		2	2			
					270	A	Nevada			2	0				207	A	Wyoming		0	1			

Non-Div. I Games: Northwest Nazarene 3 0

Boise St.

Average RPI Win: 213		WON-LOST	WINNING	LAST 10	STRENGTH OF		OPP. STRENGTH	TEAM	ADJ		CONF.	ADJ CONF.			
Average RPI Loss: 118		RECORD	PCT. RANK	GAMES	SCHEDULE		OF SCHEDULE	RPI	RPI		RPI	RPI			
DIV. I ONLY		7-10-1	.41667	204	3-6-1		218	147	211	.45455	207	9	9		
DIV. I NON-CONF.		5-5-1	.5	148	1-1-1		255	250	214	.44339	217	9	9		
TOTALS		RPI 1-25	RPI 26-50		W-L RECORDS		RPI 51-100		RPI 101-150		RPI 150+				
7-10-1	0-1-0	0-1-0		OVERALL		1-3-0		0-2-0		6-3-1					
4-5-0	0-1-0	0-1-0		HOME		1-1-0		0-1-0		3-1-0					
2-5-1	0-0-0	0-0-0		AWAY		0-2-0		0-1-0		2-2-1					
1-0-0	0-0-0	0-0-0		NEUTRAL		0-0-0		0-0-0		1-0-0					
5-5-1	0-0-0	0-1-0		NON-CONFERENCE		0-0-0		0-1-0		5-3-1					
2-3-0	0-0-0	0-1-0		HOME		0-0-0		0-1-0		2-1-0					
2-2-1	0-0-0	0-0-		AWAY		0-0-0		0-0-0		2-2-1					
1-0-0	0-0-0	0-0-0		NEUTRAL		0-0-0		0-0-0		1-0-0					
2-5-0	0-1-0	0-0-0		CONFERENCE		1-3-0		0-1-0		1-0-0					
2-2-0	0-1-0	0-0-0		HOME		1-1-0		0-0-0		1-0-0					
0-3-0	0-0-0	0-0-0		AWAY		0-2-0		0-1-0		0-0-0					
0-0-0	0-0-0	0-0-0		NEUTRAL		0-0-0		0-0-0		0-0-0					
RPI S	Opponent	Score		RPI S	Opponent	Score		RPI S	Opponent	Score		RPI S	Opponent	Score	
15 H	BYU	0 1		37 H	James Madison	1 2		58 A	Utah	0 1		111 H	Utah St.	1 2	
								59 H	TCU	1 0		127 A	San Diego St.	0 4	
								70 H	New Mexico	0 1		171 A	Western Mich.	0 3	
								78 A	UNLV	1 3		177 A	Gonzaga	1 0	
												206 H	Boise St.	1 0	
												233 H	Montana	1 2	
												235 N	Utah Valley	1 0	
												252 H	Air Force	1 0	
												261 H	Bryant	3 1	
												275 A	Idaho St.	1 1	
												284 A	Northern Colo.	0 1	
												304 A	Idaho	3 0	
LAST 10 GAMES															
15 H	BYU	0 1		59 H	TCU	1 0									
58 A	Utah	0 1		206 H	Boise St.	1 0									
127 A	San Diego St.	0 4		252 H	Air Force	1 0									
78 A	UNLV	1 3		111 H	Utah St.	1 2									
70 H	New Mexico	0 1		275 A	Idaho St.	1 1									

Non-Div. I Games: South Dakota 7 0

Wyoming

Average RPI Win: 200		WON-LOST	WINNING	LAST 10	STRENGTH OF		OPP. STRENGTH	TEAM	ADJ		CONF.	ADJ CONF.	
Average RPI Loss: 133		RECORD	PCT. RANK	GAMES	SCHEDULE		OF SCHEDULE	RPI	RPI		RPI	RPI	
DIV. I ONLY		5-10-3	.36111	230	4-4-2		137	150	203	.45408	208	15	15
DIV. I NON-CONF.		1-5-1	.21429	276	0-0-0		164	106	257	.41621	257	16	16
TOTALS		RPI 1-25	RPI 26-50		W-L RECORDS		RPI 51-100		RPI 101-150		RPI 150+		
5-10-3	0-1-0	0-0-0		OVERALL		0-3-0		1-1-1		4-5-2			
2-4-2	0-0-0	0-0-0		HOME		0-1-0		1-1-1		1-2-1			
2-5-1	0-1-0	0-0-0		AWAY		0-1-0		0-0-0		2-3-1			
1-1-0	0-0-0	0-0-0		NEUTRAL		0-1-0		0-0-0		1-0-0			
1-5-1	0-1-0	0-0-0		NON-CONFERENCE		0-2-0		0-0-0		1-2-1			
0-2-1	0-0-0	0-0-0		HOME		0-0-0		0-0-0		0-2-1			
0-2-0	0-1-0	0-0-		AWAY		0-1-0		0-0-0		0-0-0			
1-1-0	0-0-0	0-0-0		NEUTRAL		0-1-0		0-0-0		1-0-0			
4-5-2	0-0-0	0-0-0		CONFERENCE		0-1-0		1-1-1		3-3-1			
2-2-1	0-0-0	0-0-0		HOME		0-1-0		1-1-1		1-0-0			
2-3-1	0-0-0	0-0-0		AWAY		0-0-0		0-0-0		2-3-1			
0-0-0	0-0-0	0-0-0		NEUTRAL		0-0-0		0-0-0		0-0-0			
RPI S	Opponent	Score		RPI S	Opponent	Score		RPI S	Opponent	Score			
17 A	Minnesota	0	2			61 H	Toledo 0 2	101 H	Eastern Mich.	1	2		
						71 A	Georgetown 1 2	120 H	Central Mich.	1	0		
						72 N	Northeastern 0 2	125 H	Bowling Green	0	0		
								169 A	Northern Ill.	2	3		
								171 A	Western Mich.	1	1		
								178 A	Ball St.	0	2		
								189 H	Akron	3	2		
								191 H	Marshall	1	1		
								194 H	Cleveland St.	1	2		
								222 A	Kent St.	0	4		
								224 A	Miami (Ohio)	4	1		
								232 N	American	2	1		
								237 A	Buffalo	2	1		
								245 H	Xavier	0	2		
LAST 10 GAMES													
189 H	Akron	3	2	171 A	Western Mich.	1	1						
101 H	Eastern Mich.	1	2	169 A	Northern Ill.	2	3						
120 H	Central Mich.	1	0	61 H	Toledo	0	2						
224 A	Miami (Ohio)	4	1	125 H	Bowling Green	0	0						
178 A	Ball St.	0	2	237 A	Buffalo	2	1						

Non-Div. I Games:

Ohio

Average RPI Win: 249		WON-LOST RECORD	WINNING PCT. RANK	LAST 10 GAMES	STRENGTH OF SCHEDULE	OPP. STRENGTH OF SCHEDULE	TEAM RPI	ADJ RPI		CONF. RPI	ADJ CONF. RPI	
Average RPI Loss: 181												
DIV. I ONLY		10-10-1	.5	147	5-5-0	231	295	206	.45275	209	20	20
DIV. I NON-CONF.		4-6-0	.4	208	1-1-0	261	307	266	.40518	267	25	25
<hr/>												
TOTALS		RPI 1-25		RPI 26-50		W-L RECORDS		RPI 51-100		RPI 101-150		RPI 150+
10-10-1		0-0-0		0-0-0		OVERALL		0-2-0		1-3-0		9-5-1
7-2-1		0-0-0		0-0-0		HOME		0-1-0		1-1-0		6-0-1
2-6-0		0-0-0		0-0-0		AWAY		0-0-0		0-2-0		2-4-0
1-2-0		0-0-0		0-0-0		NEUTRAL		0-1-0		0-0-0		1-1-0
4-6-0		0-0-0		0-0-0		NON-CONFERENCE		0-0-0		1-2-0		3-4-0
4-1-0		0-0-0		0-0-0		HOME		0-0-0		1-1-0		3-0-0
0-4-0		0-0-0		0-0-		AWAY		0-0-0		0-1-0		0-3-0
0-1-0		0-0-0		0-0-0		NEUTRAL		0-0-0		0-0-0		0-1-0
6-4-1		0-0-0		0-0-0		CONFERENCE		0-2-0		0-1-0		6-1-1
3-1-1		0-0-0		0-0-0		HOME		0-1-0		0-0-0		3-0-1
2-2-0		0-0-0		0-0-0		AWAY		0-0-0		0-1-0		2-1-0
1-1-0		0-0-0		0-0-0		NEUTRAL		0-1-0		0-0-0		1-0-0
RPI	S	Opponent	Score	RPI	S	Opponent	Score	RPI	S	Opponent	Score	
						87 H Radford	1 4			123 H Navy	0 1	
						87 N Radford	1 2			124 A Coastal Caro.	0 1	
										128 A Northern Ariz.	1 3	
										139 H Richmond	1 0	
										188 A High Point	3 1	
										198 H Charleston So.	1 1	
										200 A Longwood	0 1	
										206 N Boise St.	1 2	
										243 H Campbell	3 1	
										249 H Liberty	2 0	
										255 A UNC Asheville	1 0	
										257 H Winthrop	3 0	
										257 N Winthrop	2 1	
										263 A Presbyterian	2 3	
										280 H Gardner-Webb	3 2	
										290 A Austin Peay	1 4	
										299 A Howard	0 1	
										307 H Delaware St.	5 0	
										312 H South Carolina St.	6 0	
<hr/>												
LAST 10 GAMES												
						87 N Radford	1 2			124 A Coastal Caro.	0 1	
						257 N Winthrop	2 1			255 A UNC Asheville	1 0	
						280 H Gardner-Webb	3 2			188 A High Point	3 1	
						263 A Presbyterian	2 3			290 A Austin Peay	1 4	
						139 H Richmond	1 0			87 H Radford	1 4	

Non-Div. I Games:

VMI

Average RPI Win: 211		WON-LOST	WINNING	LAST 10	STRENGTH OF		OPP. STRENGTH	TEAM	ADJ		CONF.	ADJ CONF.			
Average RPI Loss: 131		RECORD	PCT. RANK	GAMES	SCHEDULE		OF SCHEDULE	RPI	RPI		RPI	RPI			
DIV. I ONLY		6-10-2	.38889	217	5-5-0		195	154	214	.45197	210	18	18		
DIV. I NON-CONF.		1-4-2	.28571	253	0-0-0		184	91	235	.43363	233	18	18		
<hr/>															
TOTALS		RPI 1-25		RPI 26-50		W-L RECORDS		RPI 51-100		RPI 101-150		RPI 150+			
6-10-2		0-0-0		0-2-0		OVERALL		1-2-0		0-2-0		5-4-2			
4-3-1		0-0-0		0-0-0		HOME		1-1-0		0-1-0		3-1-1			
2-5-1		0-0-0		0-1-0		AWAY		0-0-0		0-1-0		2-3-1			
0-2-0		0-0-0		0-1-0		NEUTRAL		0-1-0		0-0-0		0-0-0			
<hr/>															
1-4-2		0-0-0		0-2-0		NON-CONFERENCE		0-0-0		0-1-0		1-1-2			
1-1-1		0-0-0		0-0-0		HOME		0-0-0		0-0-0		1-1-1			
0-2-1		0-0-0		0-0-		AWAY		0-0-0		0-1-0		0-0-1			
0-1-0		0-0-0		0-1-0		NEUTRAL		0-0-0		0-0-0		0-0-0			
<hr/>															
5-6-0		0-0-0		0-0-0		CONFERENCE		1-2-0		0-1-0		4-3-0			
3-2-0		0-0-0		0-0-0		HOME		1-1-0		0-1-0		2-0-0			
2-3-0		0-0-0		0-0-0		AWAY		0-0-0		0-0-0		2-3-0			
0-1-0		0-0-0		0-0-0		NEUTRAL		0-1-0		0-0-0		0-0-0			
<hr/>															
RPI	S	Opponent	Score	RPI	S	Opponent	Score	RPI	S	Opponent	Score	RPI	S	Opponent	Score
				35	A	Miami (Fla.)	0 3	77	H	Kennesaw St.	3 2	117	H	Mercer	0 3
				43	N	UNC Greensboro	1 4	90	H	Belmont	1 2	132	A	North Carolina St.	2 3
								90	N	Belmont	0 2	152	A	South Fla.	1 1
												158	A	Fla. Gulf Coast	1 2
												180	H	Fla. Atlantic	3 0
												187	H	Jacksonville	5 1
												193	A	East Tenn. St.	0 1
												196	H	Hartford	0 1
												243	A	Campbell	1 0
												249	H	Liberty	0 0
												253	A	North Fla.	1 2
												285	A	S.C. Upstate	2 1
												291	H	Lipscomb	2 0
<hr/>															
LAST 10 GAMES															
				90	N	Belmont	0 2	90	H	Belmont	1 2				
				158	A	Fla. Gulf Coast	1 2	253	A	North Fla.	1 2				
				285	A	S.C. Upstate	2 1	187	H	Jacksonville	5 1				
				193	A	East Tenn. St.	0 1	243	A	Campbell	1 0				
				291	H	Lipscomb	2 0	77	H	Kennesaw St.	3 2				

Non-Div. I Games: Embry-Riddle (FL) 3 2

Stetson

Average RPI Win:		264	WON-LOST RECORD		WINNING PCT. RANK		LAST 10 GAMES		STRENGTH OF SCHEDULE		OPP. STRENGTH OF SCHEDULE		TEAM RPI		ADJ RPI		CONF. RPI		ADJ CONF. RPI				
DIV. I ONLY			7-11-1		.39474 213		5-5-0		182		186		213		.45176 211		22		22				
DIV. I NON-CONF.			3-7-1		.31818 239		1-1-0		172		117		224		.43866 228		21		21				
TOTALS		RPI 1-25		RPI 26-50		W-L RECORDS		RPI 51-100		RPI 101-150		RPI 150+											
7-11-1		0-2-0		0-1-0		OVERALL		0-1-0		0-4-0		7-3-1											
3-6-0		0-0-0		0-1-0		HOME		0-1-0		0-2-0		3-2-0											
4-4-1		0-1-0		0-0-0		AWAY		0-0-0		0-2-0		4-1-1											
0-1-0		0-1-0		0-0-0		NEUTRAL		0-0-0		0-0-0		0-0-0											
3-7-1		0-2-0		0-1-0		NON-CONFERENCE		0-1-0		0-0-0		3-3-1											
2-4-0		0-0-0		0-1-0		HOME		0-1-0		0-0-0		2-2-0											
1-2-1		0-1-0		0-0-		AWAY		0-0-0		0-0-0		1-1-1											
0-1-0		0-1-0		0-0-0		NEUTRAL		0-0-0		0-0-0		0-0-0											
4-4-0		0-0-0		0-0-0		CONFERENCE		0-0-0		0-4-0		4-0-0											
1-2-0		0-0-0		0-0-0		HOME		0-0-0		0-2-0		1-0-0											
3-2-0		0-0-0		0-0-0		AWAY		0-0-0		0-2-0		3-0-0											
0-0-0		0-0-0		0-0-0		NEUTRAL		0-0-0		0-0-0		0-0-0											
RPI	S	Opponent		Score		RPI	S	Opponent		Score		RPI	S	Opponent		Score							
5	N	Portland		0	6	33	H	Princeton		0	2	68	H	Fairfield		1	2	123	A	Navy	0	1	
16	A	Washington		1	4													123	H	Navy	0	1	
																		137	A	Bucknell	1	3	
																		138	H	Army	0	1	
																		190	A	Syracuse	0	2	
																		192	H	St. Francis (Pa.)	3	4	
																		196	A	Hartford	1	1	
																		230	A	Lehigh	1	0	
																		232	A	American	1	0	
																		259	H	Cornell	3	2	
																		266	H	Holy Cross	1	0	
																		272	H	Marist	1	0	
																		277	A	Vermont	2	1	
																		303	H	Albany (N.Y.)	1	2	
																		309	A	Lafayette	3	0	
						</																	

Non-Div. I Games:

Colgate

Average RPI Win: 245		WON-LOST	WINNING	LAST 10	STRENGTH OF		OPP. STRENGTH	TEAM	ADJ		CONF.	ADJ CONF.	
Average RPI Loss: 128		RECORD	PCT. RANK	GAMES	SCHEDULE		OF SCHEDULE	RPI	RPI		RPI	RPI	
DIV. I ONLY		8-11-2	.42857	196	3-6-1		193	220	205	.4514	212	17	17
DIV. I NON-CONF.		4-4-1	.5	148	0-0-0		234	225	199	.45632	202	19	19
TOTALS		RPI 1-25	RPI 26-50		W-L RECORDS		RPI 51-100		RPI 101-150		RPI 150+		
8-11-2		0-0-0	0-3-0		OVERALL		0-3-0		0-0-0		8-5-2		
5-4-1		0-0-0	0-1-0		HOME		0-1-0		0-0-0		5-2-1		
3-5-1		0-0-0	0-1-0		AWAY		0-2-0		0-0-0		3-2-1		
0-2-0		0-0-0	0-1-0		NEUTRAL		0-0-0		0-0-0		0-1-0		
4-4-1		0-0-0	0-1-0		NON-CONFERENCE		0-1-0		0-0-0		4-2-1		
2-1-0		0-0-0	0-1-0		HOME		0-0-0		0-0-0		2-0-0		
2-2-1		0-0-0	0-0-		AWAY		0-1-0		0-0-0		2-1-1		
0-1-0		0-0-0	0-0-0		NEUTRAL		0-0-0		0-0-0		0-1-0		
4-7-1		0-0-0	0-2-0		CONFERENCE		0-2-0		0-0-0		4-3-1		
3-3-1		0-0-0	0-0-0		HOME		0-1-0		0-0-0		3-2-1		
1-3-0		0-0-0	0-1-0		AWAY		0-1-0		0-0-0		1-1-0		
0-1-0		0-0-0	0-1-0		NEUTRAL		0-0-0		0-0-0		0-0-0		
RPI S	Opponent	Score	RPI S	Opponent	Score	RPI S	Opponent	Score	RPI S	Opponent	Score		
			35 H	Miami (Fla.)	0 3	51 A	Memphis	0 2	153 A	Missouri St.	0 2		
			36 A	Denver	1 3	54 H	Western Ky.	0 2	175 H	Middle Tenn.	0 1		
			36 N	Denver	1 2	93 A	North Texas	0 1	180 H	Fla. Atlantic	3 2		
									204 H	Southeastern La.	3 0		
									223 H	FIU	3 2		
									229 A	Northwestern St.	3 3		
									239 A	Mississippi St.	2 1		
									247 A	Troy	1 0		
									254 N	Southern Miss.	0 1		
									260 H	La.-Lafayette	1 3		
									265 A	South Ala.	1 2		
									276 H	La.-Monroe	2 0		
									283 H	Arkansas St.	0 0		
									291 H	Lipscomb	5 0		
									301 A	Centenary (La.)	2 1		
LAST 10 GAMES													
			36 N	Denver	1 2	93 A	North Texas	0 1					
			283 H	Arkansas St.	0 0	175 H	Middle Tenn.	0 1					
			180 H	Fla. Atlantic	3 2	54 H	Western Ky.	0 2					
			223 H	FIU	3 2	260 H	La.-Lafayette	1 3					
			36 A	Denver	1 3	276 H	La.-Monroe	2 0					

Non-Div. I Games:

UALR

Average RPI Win: 249		WON-LOST	WINNING	LAST 10	STRENGTH OF		OPP. STRENGTH	TEAM	ADJ		CONF.	ADJ CONF.			
Average RPI Loss: 146		RECORD	PCT. RANK	GAMES	SCHEDULE		OF SCHEDULE	RPI	RPI		RPI	RPI			
DIV. I ONLY		7-9-3	.44737	185	5-3-2		204	259	209	.45106	213	30			
DIV. I NON-CONF.		1-7-0	.125	294	0-1-0		108	138	261	.41332	258	30			
TOTALS		RPI 1-25	RPI 26-50		W-L RECORDS		RPI 51-100		RPI 101-150		RPI 150+				
7-9-3		0-1-0	0-0-0		OVERALL		0-3-0		0-0-0		7-5-3				
3-1-1		0-0-0	0-0-0		HOME		0-0-0		0-0-0		3-1-1				
2-8-2		0-1-0	0-0-0		AWAY		0-3-0		0-0-0		2-4-2				
2-0-0		0-0-0	0-0-0		NEUTRAL		0-0-0		0-0-0		2-0-0				
1-7-0		0-1-0	0-0-0		NON-CONFERENCE		0-3-0		0-0-0		1-3-0				
0-0-0		0-0-0	0-0-0		HOME		0-0-0		0-0-0		0-0-0				
0-7-0		0-1-0	0-0-		AWAY		0-3-0		0-0-0		0-3-0				
1-0-0		0-0-0	0-0-0		NEUTRAL		0-0-0		0-0-0		1-0-0				
6-2-3		0-0-0	0-0-0		CONFERENCE		0-0-0		0-0-0		6-2-3				
3-1-1		0-0-0	0-0-0		HOME		0-0-0		0-0-0		3-1-1				
2-1-2		0-0-0	0-0-0		AWAY		0-0-0		0-0-0		2-1-2				
1-0-0		0-0-0	0-0-0		NEUTRAL		0-0-0		0-0-0		1-0-0				
RPI S	Opponent	Score		RPI S	Opponent	Score		RPI S	Opponent	Score		RPI S	Opponent	Score	
24 A	Wake Forest	0	2					53 A	Purdue	0	3	174 A	Illinois St.	1	2
								54 A	Western Ky.	1	5	179 A	Murray St.	2	2
								99 A	Evansville	0	1	179 H	Murray St.	1	0
												193 A	East Tenn. St.	1	2
												203 H	Tenn.-Martin	1	2
												203 N	Tenn.-Martin	1	0
												218 A	Eastern Ky.	3	2
												224 A	Miami (Ohio)	1	3
												279 N	Indiana St.	3	0
												281 A	Jacksonville St.	2	0
												286 H	Tennessee Tech	4	0
												288 A	Southeast Mo. St.	0	0
												290 H	Austin Peay	1	1
												294 A	Eastern Ill.	0	1
												294 H	Eastern Ill.	2	1
LAST 10 GAMES															
24 A	Wake Forest	0	2	203 H	Tenn.-Martin	1	2								
203 N	Tenn.-Martin	1	0	179 H	Murray St.	1	0								
179 A	Murray St.	2	2	294 A	Eastern Ill.	0	1								
294 H	Eastern Ill.	2	1	288 A	Southeast Mo. St.	0	0								
281 A	Jacksonville St.	2	0	286 H	Tennessee Tech	4	0								

Non-Div. I Games: Transylvania 3 0 Georgetown (KY) 6 0

Morehead St.

Average RPI Win: 206		WON-LOST	WINNING	LAST 10	STRENGTH OF		OPP. STRENGTH	TEAM	ADJ		CONF.	ADJ CONF.
Average RPI Loss: 80		RECORD	PCT. RANK	GAMES	SCHEDULE		OF SCHEDULE	RPI	RPI		RPI	RPI
DIV. I ONLY		4-15-0	.21053	290	2-8-0		82	80	216		.44982	214
DIV. I NON-CONF.		2-6-0	.25	262	0-0-0		131	137	231		.43703	230
TOTALS		RPI 1-25	RPI 26-50		W-L RECORDS		RPI 51-100		RPI 101-150		RPI 150+	
4-15-0		0-2-0	0-2-0		OVERALL		0-7-0		0-1-0		4-3-0	
2-8-0		0-2-0	0-2-0		HOME		0-1-0		0-1-0		2-2-0	
2-7-0		0-0-0	0-0-0		AWAY		0-6-0		0-0-0		2-1-0	
0-0-0		0-0-0	0-0-0		NEUTRAL		0-0-0		0-0-0		0-0-0	
2-6-0		0-0-0	0-1-0		NON-CONFERENCE		0-2-0		0-1-0		2-2-0	
1-3-0		0-0-0	0-1-0		HOME		0-0-0		0-1-0		1-1-0	
1-3-0		0-0-0	0-0-		AWAY		0-2-0		0-0-0		1-1-0	
0-0-0		0-0-0	0-0-0		NEUTRAL		0-0-0		0-0-0		0-0-0	
2-9-0		0-2-0	0-1-0		CONFERENCE		0-5-0		0-0-0		2-1-0	
1-5-0		0-2-0	0-1-0		HOME		0-1-0		0-0-0		1-1-0	
1-4-0		0-0-0	0-0-0		AWAY		0-4-0		0-0-0		1-0-0	
0-0-0		0-0-0	0-0-0		NEUTRAL		0-0-0		0-0-0		0-0-0	
RPI S	Opponent	Score	RPI S	Opponent	Score	RPI S	Opponent	Score	RPI S	Opponent	Score	
2	H Notre Dame	0 1	32	H Michigan St.	0 3	56	A Connecticut	0 3	105	H Loyola (Ill.)	1 2	
25	H Rutgers	0 2	41	H Marquette	2 4	61	A Toledo	0 2	152	H South Fla.	0 1	
						63	A Northwestern	2 3	156	A Butler	1 2	
						69	A Louisville	0 2	160	H Seton Hall	1 0	
						71	A Georgetown	0 4	170	A Providence	1 0	
						78	H Cincinnati	1 2	197	H Iowa St.	1 3	
						92	A Villanova	0 3	224	A Miami (Ohio)	3 2	
									269	H Western Ill.	3 1	
LAST 10 GAMES												
	25 H Rutgers	0 2		92 A Villanova	0 3							
	160 H Seton Hall	1 0		152 H South Fla.	0 1							
	170 A Providence	1 0		41 H Marquette	2 4							
	56 A Connecticut	0 3		69 A Louisville	0 2							
	71 A Georgetown	0 4		78 H Cincinnati	1 2							

Non-Div. I Games:

DePaul

Average RPI Win:	265	WON-LOST	WINNING	LAST 10	STRENGTH OF	OPP. STRENGTH	TEAM	ADJ	CONF.	ADJ CONF.		
Average RPI Loss:	164	RECORD	PCT. RANK	GAMES	SCHEDULE	OF SCHEDULE	RPI	RPI	RPI	RPI		
DIV. I ONLY	8-5-5	.58333	99	3-3-4	290	306	215	.44911	215	23	23	
DIV. I NON-CONF.	8-2-1	.77273	33	3-0-0	258	317	139	.49975	139	20	20	
<hr/>												
TOTALS	RPI 1-25	RPI 26-50		W-L RECORDS		RPI 51-100		RPI 101-150		RPI 150+		
8-5-5	0-0-0	0-0-0		OVERALL		0-1-0		0-1-0		8-3-5		
2-2-1	0-0-0	0-0-0		HOME		0-0-0		0-1-0		2-1-1		
5-3-4	0-0-0	0-0-0		AWAY		0-1-0		0-0-0		5-2-4		
1-0-0	0-0-0	0-0-0		NEUTRAL		0-0-0		0-0-0		1-0-0		
<hr/>												
8-2-1	0-0-0	0-0-0		NON-CONFERENCE		0-1-0		0-0-0		8-1-1		
2-0-0	0-0-0	0-0-0		HOME		0-0-0		0-0-0		2-0-0		
5-2-1	0-0-0	0-0-		AWAY		0-1-0		0-0-0		5-1-1		
1-0-0	0-0-0	0-0-0		NEUTRAL		0-0-0		0-0-0		1-0-0		
<hr/>												
0-3-4	0-0-0	0-0-0		CONFERENCE		0-0-0		0-1-0		0-2-4		
0-2-1	0-0-0	0-0-0		HOME		0-0-0		0-1-0		0-1-1		
0-1-3	0-0-0	0-0-0		AWAY		0-0-0		0-0-0		0-1-3		
0-0-0	0-0-0	0-0-0		NEUTRAL		0-0-0		0-0-0		0-0-0		
<hr/>												
RPI	S	Opponent	Score	RPI	S	Opponent	Score	RPI	S	Opponent	Score	
								93	A	North Texas	1	2
								111	H	Utah St.	0	1
								155	H	Fresno St.	0	1
								165	A	Hawaii	2	4
								181	H	Stephen F. Austin	2	0
								206	A	Boise St.	2	2
								219	A	Houston Baptist	1	0
								247	A	Troy	1	0
								264	H	Mississippi Val.	1	0
								267	A	San Jose St.	1	1
								270	H	Nevada	2	2
								274	N	Alabama A&M	5	1
								296	A	Grambling	2	3
								301	A	Centenary (La.)	1	1
								304	A	Idaho	0	0
								305	A	Ark.-Pine Bluff	8	0
								313	A	Southern U.	7	0
315	A	Prairie View	8	0								
LAST 10 GAMES												
111	H	Utah St.	0	1	304	A	Idaho	0	0			
165	A	Hawaii	2	4	206	A	Boise St.	2	2			
267	A	San Jose St.	1	1	219	A	Houston Baptist	1	0			
270	H	Nevada	2	2	315	A	Prairie View	8	0			
155	H	Fresno St.	0	1	264	H	Mississippi Val.	1	0			

Non-Div. I Games: Delta St. 3 0 Texas Woman's 2 0

Louisiana Tech

Average RPI Win:		203	WON-LOST RECORD		WINNING PCT. RANK		LAST 10 GAMES		STRENGTH OF SCHEDULE		OPP. STRENGTH OF SCHEDULE		TEAM RPI		ADJ RPI		CONF. RPI		ADJ CONF. RPI	
Average RPI Loss:		94																		
DIV. I ONLY			5-13-1		.28947 263		1-8-1		133		116		221		.44888 216		12		11	
DIV. I NON-CONF.			3-5-0		.375 216		0-0-0		186		147		212		.45074 208		11		11	
TOTALS		RPI 1-25		RPI 26-50		W-L RECORDS		RPI 51-100		RPI 101-150		RPI 150+								
5-13-1		0-0-0		1-4-0		OVERALL		0-3-0		0-4-0		4-2-1								
3-6-0		0-0-0		0-1-0		HOME		0-2-0		0-3-0		3-0-0								
2-7-1		0-0-0		1-3-0		AWAY		0-1-0		0-1-0		1-2-1								
0-0-0		0-0-0		0-0-0		NEUTRAL		0-0-0		0-0-0		0-0-0								
3-5-0		0-0-0		0-2-0		NON-CONFERENCE		0-0-0		0-2-0		3-1-0								
3-1-0		0-0-0		0-0-0		HOME		0-0-0		0-1-0		3-0-0								
0-4-0		0-0-0		0-0-		AWAY		0-0-0		0-1-0		0-1-0								
0-0-0		0-0-0		0-0-0		NEUTRAL		0-0-0		0-0-0		0-0-0								
2-8-1		0-0-0		1-2-0		CONFERENCE		0-3-0		0-2-0		1-1-1								
0-5-0		0-0-0		0-1-0		HOME		0-2-0		0-2-0		0-0-0								
2-3-1		0-0-0		1-1-0		AWAY		0-1-0		0-0-0		1-1-1								
0-0-0		0-0-0		0-0-0		NEUTRAL		0-0-0		0-0-0		0-0-0								
RPI	S	Opponent		Score		RPI	S	Opponent		Score		RPI	S	Opponent		Score				
29	A	Virginia Tech		0	2	55	H	Old Dominion		0	2	103	H	VCU		0	2			
37	A	James Madison		2	1	66	H	UNC Wilmington		2	3	106	H	Indiana		1	4			
39	H	William & Mary		0	1	72	A	Northeastern		0	1	129	A	Maryland		0	5			
43	A	UNC Greensboro		3	6							143	H	Georgia St.		0	3			
48	A	Hofstra		0	2							184	A	Delaware		0	3			
												196	H	Hartford		1	0			
												200	A	Longwood		0	1			
												239	H	Mississippi St.		1	0			
												241	A	Drexel		1	1			
												246	A	Towson		2	1			
												299	H	Howard		9	1			
LAST 10 GAMES																				
246	A	Towson		2	1	66	H	UNC Wilmington		2	3									
55	H	Old Dominion		0	2	143	H	Georgia St.		0	3									
39	H	William & Mary		0	1	72	A	Northeastern		0	1									
184	A	Delaware		0	3	48	A	Hofstra		0	2									
241	A	Drexel		1	1	103	H	VCU		0	2									

Non-Div. I Games:

George Mason

Average RPI Win: 221		WON-LOST	WINNING	LAST 10	STRENGTH OF	OPP. STRENGTH	TEAM	ADJ	CONF.	ADJ CONF.				
Average RPI Loss: 134		RECORD	PCT. RANK	GAMES	SCHEDULE	OF SCHEDULE	RPI	RPI	RPI	RPI				
DIV. I ONLY		6-10-1	.38235	218	5-3-0	198	162	217	.4474	217	19	19		
DIV. I NON-CONF.		2-7-1	.25	262	1-1-0	120	135	224	.44066	223	17	17		
<hr/>														
TOTALS		RPI 1-25		RPI 26-50		W-L RECORDS		RPI 51-100		RPI 101-150		RPI 150+		
6-10-1		0-1-0		0-0-0		OVERALL		1-2-1		0-3-0		5-4-0		
4-3-0		0-1-0		0-0-0		HOME		1-1-0		0-0-0		3-1-0		
2-5-1		0-0-0		0-0-0		AWAY		0-1-1		0-3-0		2-1-0		
0-2-0		0-0-0		0-0-0		NEUTRAL		0-0-0		0-0-0		0-2-0		
<hr/>														
2-7-1		0-1-0		0-0-0		NON-CONFERENCE		0-2-1		0-2-0		2-2-0		
2-2-0		0-1-0		0-0-0		HOME		0-1-0		0-0-0		2-0-0		
0-4-1		0-0-0		0-0-		AWAY		0-1-1		0-2-0		0-1-0		
0-1-0		0-0-0		0-0-0		NEUTRAL		0-0-0		0-0-0		0-1-0		
<hr/>														
4-3-0		0-0-0		0-0-0		CONFERENCE		1-0-0		0-1-0		3-2-0		
2-1-0		0-0-0		0-0-0		HOME		1-0-0		0-0-0		1-1-0		
2-1-0		0-0-0		0-0-0		AWAY		0-0-0		0-1-0		2-0-0		
0-1-0		0-0-0		0-0-0		NEUTRAL		0-0-0		0-0-0		0-1-0		
<hr/>														
RPI	S	Opponent	Score		RPI	S	Opponent	Score		RPI	S	Opponent	Score	
20	H	Colorado	0	3						70	A	New Mexico	0	1
										82	A	Nebraska	0	0
										85	H	South Dakota St.	0	1
										99	H	Evansville	1	0
										105	A	Loyola (Ill.)	0	3
										116	A	Creighton	0	2
										126	A	Iowa	0	4
										153	H	Missouri St.	1	0
										165	N	Hawaii	3	4
										174	H	Illinois St.	0	1
										197	A	Iowa St.	1	2
										228	H	Portland St.	3	1
										269	H	Western Ill.	1	0
										279	A	Indiana St.	3	0
										279	N	Indiana St.	0	1
										300	A	UNI	3	1
<hr/>														
LAST 10 GAMES														
279	N	Indiana St.	0	1	99	H	Evansville	1	0					
174	H	Illinois St.	0	1	269	H	Western Ill.	1	0					
279	A	Indiana St.	3	0	300	A	UNI	3	1					
20	H	Colorado	0	3	116	A	Creighton	0	2					
153	H	Missouri St.	1	0	105	A	Loyola (Ill.)	0	3					

Non-Div. I Games: North Dakota 9 0 South Dakota 3 0

Drake

Average RPI Win: 262		WON-LOST	WINNING	LAST 10	STRENGTH OF		OPP. STRENGTH	TEAM	ADJ		CONF.	ADJ CONF.			
Average RPI Loss: 191		RECORD	PCT. RANK	GAMES	SCHEDULE		OF SCHEDULE	RPI	RPI		RPI	RPI			
DIV. I ONLY		8-8-3	.5	147	6-2-2		256	261	212	.44677	218	30	30		
DIV. I NON-CONF.		3-5-2	.4	208	1-0-1		208	183	218	.4431	219	30	30		
TOTALS		RPI 1-25	RPI 26-50		W-L RECORDS		RPI 51-100		RPI 101-150		RPI 150+				
8-8-3		0-0-0	0-0-0		OVERALL		0-1-1		0-0-0		8-7-2				
3-3-1		0-0-0	0-0-0		HOME		0-0-1		0-0-0		3-3-0				
5-5-1		0-0-0	0-0-0		AWAY		0-1-0		0-0-0		5-4-1				
0-0-1		0-0-0	0-0-0		NEUTRAL		0-0-0		0-0-0		0-0-1				
3-5-2		0-0-0	0-0-0		NON-CONFERENCE		0-1-1		0-0-0		3-4-1				
1-1-1		0-0-0	0-0-0		HOME		0-0-1		0-0-0		1-1-0				
2-4-1		0-0-0	0-0-		AWAY		0-1-0		0-0-0		2-3-1				
0-0-0		0-0-0	0-0-0		NEUTRAL		0-0-0		0-0-0		0-0-0				
5-3-1		0-0-0	0-0-0		CONFERENCE		0-0-0		0-0-0		5-3-1				
2-2-0		0-0-0	0-0-0		HOME		0-0-0		0-0-0		2-2-0				
3-1-0		0-0-0	0-0-0		AWAY		0-0-0		0-0-0		3-1-0				
0-0-1		0-0-0	0-0-0		NEUTRAL		0-0-0		0-0-0		0-0-1				
RPI	S	Opponent	Score	RPI	S	Opponent	Score	RPI	S	Opponent	Score	RPI	S	Opponent	Score

Non-Div. I Games:

Eastern Ky.

Average RPI Win: 258		WON-LOST	WINNING	LAST 10	STRENGTH OF		OPP. STRENGTH	TEAM	ADJ	CONF.	ADJ CONF.				
Average RPI Loss: 122		RECORD	PCT. RANK	GAMES	SCHEDULE		OF SCHEDULE	RPI	RPI	RPI	RPI				
DIV. I ONLY		7-10-2	.42105	199	2-7-1		237	202	225	.44361	220	16	16		
DIV. I NON-CONF.		4-2-1	.64286	86	0-0-0		296	265	204	.45317	205	15	15		
<hr/>															
TOTALS		RPI 1-25		RPI 26-50		W-L RECORDS		RPI 51-100		RPI 101-150		RPI 150+			
7-10-2		0-0-0		0-2-0		OVERALL		0-3-0		0-2-0		7-3-2			
3-5-2		0-0-0		0-1-0		HOME		0-2-0		0-1-0		3-1-2			
4-5-0		0-0-0		0-1-0		AWAY		0-1-0		0-1-0		4-2-0			
0-0-0		0-0-0		0-0-0		NEUTRAL		0-0-0		0-0-0		0-0-0			
<hr/>															
4-2-1		0-0-0		0-0-0		NON-CONFERENCE		0-0-0		0-0-0		4-2-1			
2-1-1		0-0-0		0-0-0		HOME		0-0-0		0-0-0		2-1-1			
2-1-0		0-0-0		0-0-		AWAY		0-0-0		0-0-0		2-1-0			
0-0-0		0-0-0		0-0-0		NEUTRAL		0-0-0		0-0-0		0-0-0			
<hr/>															
3-8-1		0-0-0		0-2-0		CONFERENCE		0-3-0		0-2-0		3-1-1			
1-4-1		0-0-0		0-1-0		HOME		0-2-0		0-1-0		1-0-1			
2-4-0		0-0-0		0-1-0		AWAY		0-1-0		0-1-0		2-1-0			
0-0-0		0-0-0		0-0-0		NEUTRAL		0-0-0		0-0-0		0-0-0			
<hr/>															
RPI	S	Opponent	Score	RPI	S	Opponent	Score	RPI	S	Opponent	Score	RPI	S	Opponent	Score
				43	A	UNC Greensboro	0 6	81	H	Western Caro.	2 3	110	H	Samford	0 1
				43	H	UNC Greensboro	0 2	84	A	Davidson	0 4	113	A	Col. of Charleston	0 2
								88	H	Furman	0 1	176	A	Elon	2 3
												195	H	Francis Marion	1 0
												200	H	Longwood	0 1
												240	H	Wofford	0 0
												243	H	Campbell	1 1
												250	A	Ga. Southern	1 0
												255	A	UNC Asheville	2 0
												257	A	Winthrop	1 0
												273	H	Chattanooga	2 1
												280	H	Gardner-Webb	2 0
												286	A	Tennessee Tech	0 1
												298	A	Citadel	3 1
<hr/>															
LAST 10 GAMES															
				81	H	Western Caro.	2 3	43	A	UNC Greensboro	0 6				
				273	H	Chattanooga	2 1	43	H	UNC Greensboro	0 2				
				110	H	Samford	0 1	176	A	Elon	2 3				
				250	A	Ga. Southern	1 0	240	H	Wofford	0 0				
				84	A	Davidson	0 4	88	H	Furman	0 1				

Non-Div. I Games:

Appalachian St.

Average RPI Win: 255		WON-LOST	WINNING	LAST 10	STRENGTH OF		OPP. STRENGTH	TEAM	ADJ		CONF.	ADJ CONF.
Average RPI Loss: 174		RECORD	PCT. RANK	GAMES	SCHEDULE		OF SCHEDULE	RPI	RPI		RPI	RPI
DIV. I ONLY		8-7-0	.53333	128	5-5-0		285	288	220		24	25
DIV. I NON-CONF.		4-2-0	.66667	72	1-0-0		305	295	203		29	29
TOTALS		RPI 1-25	RPI 26-50		W-L RECORDS		RPI 51-100		RPI 101-150		RPI 150+	
8-7-0		0-0-0	0-0-0		OVERALL		0-2-0		1-0-0		7-5-0	
4-5-0		0-0-0	0-0-0		HOME		0-1-0		1-0-0		3-4-0	
4-2-0		0-0-0	0-0-0		AWAY		0-1-0		0-0-0		4-1-0	
0-0-0		0-0-0	0-0-0		NEUTRAL		0-0-0		0-0-0		0-0-0	
4-2-0		0-0-0	0-0-0		NON-CONFERENCE		0-1-0		0-0-0		4-1-0	
3-1-0		0-0-0	0-0-0		HOME		0-0-0		0-0-0		3-1-0	
1-1-0		0-0-0	0-0-		AWAY		0-1-0		0-0-0		1-0-0	
0-0-0		0-0-0	0-0-0		NEUTRAL		0-0-0		0-0-0		0-0-0	
4-5-0		0-0-0	0-0-0		CONFERENCE		0-1-0		1-0-0		3-4-0	
1-4-0		0-0-0	0-0-0		HOME		0-1-0		1-0-0		0-3-0	
3-1-0		0-0-0	0-0-0		AWAY		0-0-0		0-0-0		3-1-0	
0-0-0		0-0-0	0-0-0		NEUTRAL		0-0-0		0-0-0		0-0-0	
RPI S	Opponent	Score	RPI S	Opponent	Score	RPI S	Opponent	Score	RPI S	Opponent	Score	
						80 A	Rice	0 2	118 H	McNeese St.	3 0	
						100 H	Texas St.	1 2	162 H	UTSA	0 1	
									181 H	Stephen F. Austin	1 2	
									186 H	Houston	1 3	
									204 A	Southeastern La.	1 0	
									219 H	Houston Baptist	1 0	
									229 A	Northwestern St.	0 4	
									265 H	South Ala.	3 0	
									282 H	Lamar	1 2	
									297 A	Central Ark.	3 1	
									311 A	Nicholls St.	4 0	
									314 A	Texas Southern	3 0	
									315 H	Prairie View	5 0	
LAST 10 GAMES												
						118 H	McNeese St.	3 0	282 H	Lamar	1 2	
						297 A	Central Ark.	3 1	181 H	Stephen F. Austin	1 2	
						229 A	Northwestern St.	0 4	204 A	Southeastern La.	1 0	
						162 H	UTSA	0 1	311 A	Nicholls St.	4 0	
						100 H	Texas St.	1 2	219 H	Houston Baptist	1 0	

Non-Div. I Games: Colorado St.-Pueblo 1 0




Sam Houston St.

Average RPI Win: 231		WON-LOST	WINNING	LAST 10	STRENGTH OF		OPP. STRENGTH	TEAM	ADJ		CONF.	ADJ CONF.		
Average RPI Loss: 132		RECORD	PCT. RANK	GAMES	SCHEDULE		OF SCHEDULE	RPI	RPI		RPI	RPI		
DIV. I ONLY		6-11-1	.36111	230	2-7-1		189	168	222	.44277	222	15	15	
DIV. I NON-CONF.		3-4-0	.42857	198	0-0-0		240	156	220	.44415	216	16	16	
<hr/>														
TOTALS		RPI 1-25		RPI 26-50		W-L RECORDS		RPI 51-100		RPI 101-150		RPI 150+		
6-11-1		0-0-0		0-1-0		OVERALL		0-1-0		0-5-0		6-4-1		
4-3-1		0-0-0		0-0-0		HOME		0-0-0		0-2-0		4-1-1		
2-8-0		0-0-0		0-1-0		AWAY		0-1-0		0-3-0		2-3-0		
0-0-0		0-0-0		0-0-0		NEUTRAL		0-0-0		0-0-0		0-0-0		
3-4-0		0-0-0		0-1-0		NON-CONFERENCE		0-0-0		0-2-0		3-1-0		
1-0-0		0-0-0		0-0-0		HOME		0-0-0		0-0-0		1-0-0		
2-4-0		0-0-0		0-0-		AWAY		0-0-0		0-2-0		2-1-0		
0-0-0		0-0-0		0-0-0		NEUTRAL		0-0-0		0-0-0		0-0-0		
3-7-1		0-0-0		0-0-0		CONFERENCE		0-1-0		0-3-0		3-3-1		
3-3-1		0-0-0		0-0-0		HOME		0-0-0		0-2-0		3-1-1		
0-4-0		0-0-0		0-0-0		AWAY		0-1-0		0-1-0		0-2-0		
0-0-0		0-0-0		0-0-0		NEUTRAL		0-0-0		0-0-0		0-0-0		
RPI	S	Opponent		Score	RPI	S	Opponent		Score	RPI	S	Opponent		Score
					32	A	Michigan St.		0 3	61	A	Toledo		2 3
										101	H	Eastern Mich.		1 3
										120	H	Central Mich.		1 4
										125	A	Bowling Green		0 1
										140	A	Wright St.		1 3
										147	A	Pittsburgh		0 1
										152	A	South Fla.		0 1
										169	H	Northern Ill.		1 1
										171	H	Western Mich.		1 2
										178	A	Ball St.		0 3
										189	H	Akron		4 1
										208	H	Ohio		4 0
										218	A	Eastern Ky.		1 0
										224	A	Miami (Ohio)		1 2
										237	H	Buffalo		2 1
										244	H	SIU Edwardsville		2 1
										289	A	Youngstown St.		1 0
<hr/>														
LAST 10 GAMES														
					61	A	Toledo		2 3	237	H	Buffalo		2 1
					125	A	Bowling Green		0 1	120	H	Central Mich.		1 4
					169	H	Northern Ill.		1 1	178	A	Ball St.		0 3
					171	H	Western Mich.		1 2	224	A	Miami (Ohio)		1 2
					101	H	Eastern Mich.		1 3	189	H	Akron		4 1

Non-Div. I Games:

Kent St.

F
I
U

 Tie,  Loss,  Non-Conf, S Site, H Home, A Away, N Neutral Page 223

Average RPI Win: 200		WON-LOST	WINNING	LAST 10	STRENGTH OF		OPP. STRENGTH	TEAM	ADJ		CONF.	ADJ CONF.					
Average RPI Loss: 132		RECORD	PCT. RANK	GAMES	SCHEDULE		OF SCHEDULE	RPI	RPI	RPI	RPI						
DIV. I ONLY		6-12-1	.34211	240	5-5-0		172	158	223	.44112	224	15	15				
DIV. I NON-CONF.		1-5-1	.21429	276	0-0-0		268	145	288	.37334	285	16	16				
<hr/>																	
TOTALS		RPI 1-25		RPI 26-50		W-L RECORDS		RPI 51-100		RPI 101-150		RPI 150+					
6-12-1		0-0-0		0-0-0		OVERALL		0-4-0		0-4-0		6-4-1					
4-5-0		0-0-0		0-0-0		HOME		0-2-0		0-1-0		4-2-0					
2-7-1		0-0-0		0-0-0		AWAY		0-2-0		0-3-0		2-2-1					
0-0-0		0-0-0		0-0-0		NEUTRAL		0-0-0		0-0-0		0-0-0					
1-5-1		0-0-0		0-0-0		NON-CONFERENCE		0-2-0		0-1-0		1-2-1					
1-4-0		0-0-0		0-0-0		HOME		0-2-0		0-1-0		1-1-0					
0-1-1		0-0-0		0-0-		AWAY		0-0-0		0-0-0		0-1-1					
0-0-0		0-0-0		0-0-0		NEUTRAL		0-0-0		0-0-0		0-0-0					
5-7-0		0-0-0		0-0-0		CONFERENCE		0-2-0		0-3-0		5-2-0					
3-1-0		0-0-0		0-0-0		HOME		0-0-0		0-0-0		3-1-0					
2-6-0		0-0-0		0-0-0		AWAY		0-2-0		0-3-0		2-1-0					
0-0-0		0-0-0		0-0-0		NEUTRAL		0-0-0		0-0-0		0-0-0					
RPI	S	Opponent	Score	RPI	S	Opponent	Score	RPI	S	Opponent	Score	RPI	S	Opponent	Score		
								61	A	Toledo	1	3	101	A	Eastern Mich.	0	5
								61	A	Toledo	0	1	120	A	Central Mich.	0	3
								69	H	Louisville	1	3	125	A	Bowling Green	0	4
								78	H	Cincinnati	2	3	130	H	Michigan	0	1
													169	A	Northern Ill.	3	1
													171	A	Western Mich.	1	0
													178	A	Ball St.	0	1
													189	H	Akron	2	0
													208	H	Ohio	1	4
													213	H	Morehead St.	3	1
													214	H	DePaul	2	3
													222	H	Kent St.	2	1
													234	A	Sacramento St.	1	2
													237	H	Buffalo	3	1
													267	A	San Jose St.	0	0
<hr/>																	
LAST 10 GAMES																	
								178	A	Ball St.	0	1	61	A	Toledo	0	1
								171	A	Western Mich.	1	0	125	A	Bowling Green	0	4
								169	A	Northern Ill.	3	1	61	A	Toledo	1	3
								208	H	Ohio	1	4	237	H	Buffalo	3	1
								189	H	Akron	2	0	222	H	Kent St.	2	1

Non-Div. I Games:

Miami (Ohio)

Average RPI Win:		233	WON-LOST RECORD		WINNING PCT. RANK		LAST 10 GAMES		STRENGTH OF SCHEDULE		OPP. STRENGTH OF SCHEDULE		TEAM RPI		ADJ RPI		CONF. RPI		ADJ CONF. RPI				
DIV. I ONLY			5-13-2		.3 260		1-8-1		142		129		227		.44059 225		5 7						
DIV. I NON-CONF.			5-6-2		.46154 180		1-1-1		169		213		180		.46499 189		7 7						
TOTALS		RPI 1-25		RPI 26-50		W-L RECORDS		RPI 51-100		RPI 101-150		RPI 150+											
5-13-2		0-3-0		0-1-0		OVERALL		0-1-0		0-4-1		5-4-1											
3-6-1		0-1-0		0-1-0		HOME		0-0-0		0-2-0		3-2-1											
1-6-1		0-2-0		0-0-0		AWAY		0-1-0		0-2-1		1-1-0											
1-1-0		0-0-0		0-0-0		NEUTRAL		0-0-0		0-0-0		1-1-0											
5-6-2		0-1-0		0-0-0		NON-CONFERENCE		0-0-0		0-3-1		5-2-1											
3-3-1		0-0-0		0-0-0		HOME		0-0-0		0-2-0		3-1-1											
1-2-1		0-1-0		0-0-		AWAY		0-0-0		0-1-1		1-0-0											
1-1-0		0-0-0		0-0-0		NEUTRAL		0-0-0		0-0-0		1-1-0											
0-7-0		0-2-0		0-1-0		CONFERENCE		0-1-0		0-1-0		0-2-0											
0-3-0		0-1-0		0-1-0		HOME		0-0-0		0-0-0		0-1-0											
0-4-0		0-1-0		0-0-0		AWAY		0-1-0		0-1-0		0-1-0											
0-0-0		0-0-0		0-0-0		NEUTRAL		0-0-0		0-0-0		0-0-0											
RPI	S	Opponent		Score		RPI	S	Opponent		Score		RPI	S	Opponent		Score							
5	H	Portland		0 2		50	H	Loyola Marymount		0 2		96	A	Santa Clara		0 3		112	A	Pepperdine 0 3			
20	A	Colorado		1 4														115	H	Pacific 0 1			
23	A	San Diego		0 1														121	A	UC Irvine 0 2			
																		142	A	Cal St. Northridge 1 1			
																		146	H	Seattle 1 2			
																		155	H	Fresno St. 1 0			
																		157	A	St. Mary's (Cal.) 0 2			
																		165	N	Hawaii 0 5			
																		177	H	Gonzaga 0 1			
																		203	N	Tenn.-Martin 1 0			
																		218	H	Eastern Ky. 0 1			
																		256	H	Cal St. Bakersfield 2 0			
																		267	H	San Jose St. 2 1			
																		270	H	Nevada 0 0			
																		284	A	Northern Colo. 1 0			

Non-Div. I Games:

San Francisco

Average RPI Win:		210	WON-LOST RECORD		WINNING PCT. RANK		LAST 10 GAMES		STRENGTH OF SCHEDULE		OPP. STRENGTH OF SCHEDULE		TEAM RPI		ADJ RPI		CONF. RPI		ADJ CONF. RPI				
Average RPI Loss:		142																					
DIV. I ONLY			6-9-3		.41667 204		2-7-1		244		182		230		.44029 226		13		13				
DIV. I NON-CONF.			3-2-2		.57143 121		0-0-0		306		301		246		.42662 243		13		13				
TOTALS		RPI 1-25		RPI 26-50		W-L RECORDS		RPI 51-100		RPI 101-150		RPI 150+											
6-9-3		0-1-0		1-0-0		OVERALL		0-2-0		1-1-0		4-5-3											
5-2-1		0-1-0		1-0-0		HOME		0-1-0		1-0-0		3-0-1											
1-7-1		0-0-0		0-0-0		AWAY		0-1-0		0-1-0		1-5-1											
0-0-1		0-0-0		0-0-0		NEUTRAL		0-0-0		0-0-0		0-0-1											
3-2-2		0-0-0		0-0-0		NON-CONFERENCE		0-0-0		0-0-0		3-2-2											
2-0-1		0-0-0		0-0-0		HOME		0-0-0		0-0-0		2-0-1											
1-2-0		0-0-0		0-0-		AWAY		0-0-0		0-0-0		1-2-0											
0-0-1		0-0-0		0-0-0		NEUTRAL		0-0-0		0-0-0		0-0-1											
3-7-1		0-1-0		1-0-0		CONFERENCE		0-2-0		1-1-0		1-3-1											
3-2-0		0-1-0		1-0-0		HOME		0-1-0		1-0-0		1-0-0											
0-5-1		0-0-0		0-0-0		AWAY		0-1-0		0-1-0		0-3-1											
0-0-0		0-0-0		0-0-0		NEUTRAL		0-0-0		0-0-0		0-0-0											
RPI	S	Opponent		Score		RPI	S	Opponent		Score		RPI	S	Opponent		Score							
21	H	Charlotte		0 1		46	H	Dayton		1 0		76	H	St. Louis		0 2		139	A	Richmond		0 1	
												91	A	Fordham		0 3		141	H	St. Bonaventure		2 1	
																		151	A	La Salle		0 2	
																		170	A	Providence		0 1	
																		183	A	George Washington		0 2	
																		185	A	Rhode Island		0 1	
																		231	N	Maine		0 0	
																		241	H	New Hampshire		2 2	
																		245	H	Xavier		1 0	
																		248	A	Temple		0 0	
																		258	A	Binghamton-SUNY		1 2	
																		261	H	Bryant		2 0	
																		266	H	Holy Cross		2 1	
																		303	A	Albany (N.Y.)		2 1	
LAST 10 GAMES																							
21	H	Charlotte		0 1		76	H	St. Louis		0 2													
91	A	Fordham		0 3		46	H	Dayton		1 0													
151	A	La Salle		0 2		139	A	Richmond		0 1													
185	A	Rhode Island		0 1		183	A	George Washington		0 2													
245	H	Xavier		1 0		248	A	Temple		0 0													

Non-Div. I Games:

Massachusetts

Average RPI Win: 247		WON-LOST	WINNING	LAST 10	STRENGTH OF		OPP. STRENGTH	TEAM	ADJ		CONF.	ADJ CONF.
Average RPI Loss: 162		RECORD	PCT. RANK	GAMES	SCHEDULE		OF SCHEDULE	RPI	RPI		RPI	RPI
DIV. I ONLY		7-7-2	.5	147	274		283	228	.44023		227	26
DIV. I NON-CONF.		4-3-0	.57143	121	278		269	211	.44953		211	28
TOTALS		RPI 1-25	RPI 26-50		W-L RECORDS		RPI 51-100		RPI 101-150		RPI 150+	
7-7-2		0-0-0	0-0-0		OVERALL		0-2-0		1-2-0		6-3-2	
5-3-1		0-0-0	0-0-0		HOME		0-0-0		1-2-0		4-1-1	
2-3-1		0-0-0	0-0-0		AWAY		0-2-0		0-0-0		2-1-1	
0-1-0		0-0-0	0-0-0		NEUTRAL		0-0-0		0-0-0		0-1-0	
4-3-0		0-0-0	0-0-0		NON-CONFERENCE		0-1-0		1-0-0		3-2-0	
3-1-0		0-0-0	0-0-0		HOME		0-0-0		1-0-0		2-1-0	
1-1-0		0-0-0	0-0-		AWAY		0-1-0		0-0-0		1-0-0	
0-1-0		0-0-0	0-0-0		NEUTRAL		0-0-0		0-0-0		0-1-0	
3-4-2		0-0-0	0-0-0		CONFERENCE		0-1-0		0-2-0		3-1-2	
2-2-1		0-0-0	0-0-0		HOME		0-0-0		0-2-0		2-0-1	
1-2-1		0-0-0	0-0-0		AWAY		0-1-0		0-0-0		1-1-1	
0-0-0		0-0-0	0-0-0		NEUTRAL		0-0-0		0-0-0		0-0-0	
RPI S	Opponent	Score	RPI S	Opponent	Score	RPI S	Opponent	Score	RPI S	Opponent	Score	
						83 A	St. John's (N.Y.)	0 1	102 H	Central Conn. St.	0 2	
						86 A	Long Island	0 1	141 H	St. Bonaventure	2 1	
									148 H	Monmouth	1 2	
									160 N	Seton Hall	0 1	
									164 H	Canisius	1 0	
									192 A	St. Francis (Pa.)	0 0	
									238 H	Fairleigh Dickinson	4 1	
									261 H	Bryant	0 1	
									268 A	Robert Morris	4 3	
									292 H	Sacred Heart	3 0	
									295 A	Wagner	0 1	
									306 H	Mt. St. Mary's	2 2	
									307 A	Delaware St.	1 0	
									316 H	NJIT	6 0	
LAST 10 GAMES												
						261 H	Bryant	0 1	102 H	Central Conn. St.	0 2	
						292 H	Sacred Heart	3 0	306 H	Mt. St. Mary's	2 2	
						238 H	Fairleigh Dickinson	4 1	148 H	Monmouth	1 2	
						295 A	Wagner	0 1	192 A	St. Francis (Pa.)	0 0	
						86 A	Long Island	0 1	268 A	Robert Morris	4 3	

Non-Div. I Games:

Quinnipiac

Average RPI Win:		267	WON-LOST RECORD		WINNING PCT. RANK		LAST 10 GAMES		STRENGTH OF SCHEDULE		OPP. STRENGTH OF SCHEDULE		TEAM RPI		ADJ RPI		CONF. RPI		ADJ CONF. RPI	
DIV. I ONLY			5-11-4		.35	236	4-3-3		188		159		229		.43969	228	28		28	
DIV. I NON-CONF.			1-9-2		.16667	286	0-1-1		118		100		250		.4201	251	22		22	
TOTALS		RPI 1-25		RPI 26-50		W-L RECORDS		RPI 51-100		RPI 101-150		RPI 150+								
5-11-4		0-2-0		0-0-0		OVERALL		0-1-0		0-3-2		5-5-2								
2-5-3		0-2-0		0-0-0		HOME		0-1-0		0-0-1		2-2-2								
3-5-1		0-0-0		0-0-0		AWAY		0-0-0		0-2-1		3-3-0								
0-1-0		0-0-0		0-0-0		NEUTRAL		0-0-0		0-1-0		0-0-0								
1-9-2		0-2-0		0-0-0		NON-CONFERENCE		0-1-0		0-2-1		1-4-1								
0-5-1		0-2-0		0-0-0		HOME		0-1-0		0-0-0		0-2-1								
1-4-1		0-0-0		0-0-		AWAY		0-0-0		0-2-1		1-2-0								
0-0-0		0-0-0		0-0-0		NEUTRAL		0-0-0		0-0-0		0-0-0								
4-2-2		0-0-0		0-0-0		CONFERENCE		0-0-0		0-1-1		4-1-1								
2-0-2		0-0-0		0-0-0		HOME		0-0-0		0-0-1		2-0-1								
2-1-0		0-0-0		0-0-0		AWAY		0-0-0		0-0-0		2-1-0								
0-1-0		0-0-0		0-0-0		NEUTRAL		0-0-0		0-1-0		0-0-0								
RPI	S	Opponent		Score		RPI	S	Opponent		Score		RPI	S	Opponent		Score				
4	H	UCLA		0	7							116	A	Creighton		1	3			
14	H	Southern California		0	2							128	H	Northern Ariz.		0	0			
												128	N	Northern Ariz.		0	1			
												135	A	Oregon St.		1	2			
												146	A	Seattle		1	1			
												155	H	Fresno St.		0	1			
												157	H	St. Mary's (Cal.)		0	1			
												165	H	Hawaii		1	1			
												177	A	Gonzaga		0	1			
												205	A	Weber St.		0	2			
												217	A	Drake		1	3			
												233	H	Montana		2	1			
												234	H	Sacramento St.		0	0			
												270	A	Nevada		2	1			
												271	H	Eastern Wash.		4	1			
												275	A	Idaho St.		1	0			
												284	A	Northern Colo.		2	1			
LAST 10 GAMES																				
						234	H	Sacramento St.		0	0	128	N	Northern Ariz.		0	1			
						275	A	Idaho St.		1	0	128	H	Northern Ariz.		0	0			
						205	A	Weber St.		0	2	284	A	Northern Colo.		2	1			
						271	H	Eastern Wash.		4	1	155	H	Fresno St.		0	1			
						233	H	Montana		2	1	165	H	Hawaii		1	1			

Non-Div. I Games:

Portland St.

Average RPI Win: 272		WON-LOST	WINNING	LAST 10	STRENGTH OF		OPP. STRENGTH	TEAM	ADJ	CONF.	ADJ CONF.
Average RPI Loss: 152		RECORD	PCT. RANK	GAMES	SCHEDULE		OF SCHEDULE	RPI	RPI	RPI	RPI
DIV. I ONLY		9-9-2	.5	147	4-5-1		275	264	224	.43968	229
DIV. I NON-CONF.		5-4-1	.55	138	0-0-0		281	252	219	.44213	220
TOTALS		RPI 1-25	RPI 26-50		W-L RECORDS		RPI 51-100		RPI 101-150		RPI 150+
9-9-2		0-1-0	0-0-0		OVERALL		0-1-0		0-2-0		9-5-2
6-1-2		0-0-0	0-0-0		HOME		0-0-0		0-1-0		6-0-2
3-6-0		0-1-0	0-0-0		AWAY		0-1-0		0-1-0		3-3-0
0-2-0		0-0-0	0-0-0		NEUTRAL		0-0-0		0-0-0		0-2-0
5-4-1		0-1-0	0-0-0		NON-CONFERENCE		0-0-0		0-1-0		5-2-1
4-0-1		0-0-0	0-0-0		HOME		0-0-0		0-0-0		4-0-1
1-3-0		0-1-0	0-0-		AWAY		0-0-0		0-1-0		1-1-0
0-1-0		0-0-0	0-0-0		NEUTRAL		0-0-0		0-0-0		0-1-0
4-5-1		0-0-0	0-0-0		CONFERENCE		0-1-0		0-1-0		4-3-1
2-1-1		0-0-0	0-0-0		HOME		0-0-0		0-1-0		2-0-1
2-3-0		0-0-0	0-0-0		AWAY		0-1-0		0-0-0		2-2-0
0-1-0		0-0-0	0-0-0		NEUTRAL		0-0-0		0-0-0		0-1-0
RPI S	Opponent	Score		RPI S	Opponent	Score		RPI S	Opponent	Score	
13 A	Oklahoma St.	0	3					100 A	Texas St.	0	1
								118 H	McNeese St.	0	1
								119 A	Texas Tech	1	5
								162 A	UTSA	0	1
								162 N	UTSA	0	1
								167 H	Tulsa	2	0
								181 H	Stephen F. Austin	0	0
								204 A	Southeastern La.	0	1
								212 H	UALR	3	3
								221 H	Sam Houston St.	4	0
								239 A	Mississippi St.	1	3
								254 N	Southern Miss.	0	2
								260 H	La.-Lafayette	2	1
								282 H	Lamar	6	0
								296 A	Grambling	2	1
								297 A	Central Ark.	2	0
								301 H	Centenary (La.)	1	0
								311 A	Nicholls St.	7	2
								313 H	Southern U.	10	0
LAST 10 GAMES				LAST 10 GAMES				LAST 10 GAMES			
	162 A	UTSA	0	1		162 N	UTSA	0	1		
	100 A	Texas St.	0	1		204 A	Southeastern La.	0	1		
	181 H	Stephen F. Austin	0	0		282 H	Lamar	6	0		
	221 H	Sam Houston St.	4	0		118 H	McNeese St.	0	1		
	311 A	Nicholls St.	7	2		297 A	Central Ark.	2	0		

Non-Div. I Games:

Northwestern St.

Average RPI Win:	253	WON-LOST RECORD	WINNING PCT. RANK	LAST 10 GAMES	STRENGTH OF SCHEDULE	OPP. STRENGTH OF SCHEDULE	TEAM RPI	ADJ RPI	CONF. RPI	ADJ CONF. RPI	
Average RPI Loss:	143										
DIV. I ONLY	6-10-1	.38235	218	3-7-0	200	218	226	.43835	230	22	22
DIV. I NON-CONF.	4-5-1	.45	190	1-2-0	144	171	168	.47936	165	21	21
<hr/>											
TOTALS	RPI 1-25	RPI 26-50		W-L RECORDS	RPI 51-100		RPI 101-150		RPI 150+		
6-10-1	0-1-0	0-1-0		OVERALL	0-0-1		1-5-0		5-3-0		
2-5-0	0-1-0	0-0-0		HOME	0-0-0		0-2-0		2-2-0		
4-4-1	0-0-0	0-1-0		AWAY	0-0-1		1-2-0		3-1-0		
0-1-0	0-0-0	0-0-0		NEUTRAL	0-0-0		0-1-0		0-0-0		
<hr/>											
4-5-1	0-1-0	0-1-0		NON-CONFERENCE	0-0-1		0-3-0		4-0-0		
2-2-0	0-1-0	0-0-0		HOME	0-0-0		0-1-0		2-0-0		
2-2-1	0-0-0	0-0-		AWAY	0-0-1		0-1-0		2-0-0		
0-1-0	0-0-0	0-0-0		NEUTRAL	0-0-0		0-1-0		0-0-0		
<hr/>											
2-5-0	0-0-0	0-0-0		CONFERENCE	0-0-0		1-2-0		1-3-0		
0-3-0	0-0-0	0-0-0		HOME	0-0-0		0-1-0		0-2-0		
2-2-0	0-0-0	0-0-0		AWAY	0-0-0		1-1-0		1-1-0		
0-0-0	0-0-0	0-0-0		NEUTRAL	0-0-0		0-0-0		0-0-0		
<hr/>											
RPI S	Opponent	Score	RPI S	Opponent	Score	RPI S	Opponent	Score	RPI S	Opponent	Score
25 H	Rutgers	1 2	33 A	Princeton	0 1	84 A	Davidson	2 2	113 N	Col. of Charleston	0 1
									123 A	Navy	0 2
									137 H	Bucknell	0 2
									138 A	Army	2 0
									145 A	St. Joseph's	0 4
									148 H	Monmouth	0 1
									211 H	Colgate	0 1
									232 A	American	0 1
									238 H	Fairleigh Dickinson	1 0
									259 A	Cornell	1 0
									266 H	Holy Cross	0 3
									272 A	Marist	1 0
									303 H	Albany (N.Y.)	1 0
									309 A	Lafayette	2 0
<hr/>											
			LAST 10 GAMES								
			211 H Colgate			0 1	138 A Army			2 0	
			137 H Bucknell			0 2	123 A Navy			0 2	
			309 A Lafayette			2 0	266 H Holy Cross			0 3	
			33 A Princeton			0 1	238 H Fairleigh Dickinson			1 0	
			232 A American			0 1	148 H Monmouth			0 1	

Non-Div. I Games:

Lehigh

Average RPI Win: 272		WON-LOST	WINNING	LAST 10	STRENGTH OF		OPP. STRENGTH	TEAM	ADJ		CONF.	ADJ CONF.
Average RPI Loss: 110		RECORD	PCT. RANK	GAMES	SCHEDULE		OF SCHEDULE	RPI	RPI		RPI	RPI
DIV. I ONLY		6-6-7	.5	147	297		215	231	.4375		231	27
DIV. I NON-CONF.		3-2-4	.55556	132	301		170	226	.43927		226	24
TOTALS		RPI 1-25	RPI 26-50		W-L RECORDS		RPI 51-100		RPI 101-150		RPI 150+	
6-6-7		0-0-0	0-3-0		OVERALL		0-1-0		0-1-0		6-1-7	
3-1-4		0-0-0	0-0-0		HOME		0-1-0		0-0-0		3-0-4	
3-5-2		0-0-0	0-3-0		AWAY		0-0-0		0-1-0		3-1-2	
0-0-1		0-0-0	0-0-0		NEUTRAL		0-0-0		0-0-0		0-0-1	
3-2-4		0-0-0	0-1-0		NON-CONFERENCE		0-1-0		0-0-0		3-0-4	
1-1-2		0-0-0	0-0-0		HOME		0-1-0		0-0-0		1-0-2	
2-1-1		0-0-0	0-0-		AWAY		0-0-0		0-0-0		2-0-1	
0-0-1		0-0-0	0-0-0		NEUTRAL		0-0-0		0-0-0		0-0-1	
3-4-3		0-0-0	0-2-0		CONFERENCE		0-0-0		0-1-0		3-1-3	
2-0-2		0-0-0	0-0-0		HOME		0-0-0		0-0-0		2-0-2	
1-4-1		0-0-0	0-2-0		AWAY		0-0-0		0-1-0		1-1-1	
0-0-0		0-0-0	0-0-0		NEUTRAL		0-0-0		0-0-0		0-0-0	
RPI S	Opponent	Score	RPI S	Opponent	Score	RPI S	Opponent	Score	RPI S	Opponent	Score	
			34 A	Harvard	1 4	98 H	Dartmouth	1 2	134 A	Stony Brook	0 5	
			49 A	Boston U.	0 1				185 H	Rhode Island	1 1	
			49 A	Boston U.	0 1				196 A	Hartford	1 1	
									196 H	Hartford	0 0	
									226 N	Massachusetts	0 0	
									241 H	New Hampshire	1 0	
									248 A	Temple	2 2	
									258 A	Binghamton-SUNY	1 0	
									259 A	Cornell	2 0	
									261 H	Bryant	1 1	
									277 H	Vermont	1 1	
									278 A	Iona	1 0	
									292 H	Sacred Heart	3 0	
									293 A	UMBC	0 1	
									303 H	Albany (N.Y.)	1 0	
LAST 10 GAMES												
			196 A	Hartford	1 1	49 A	Boston U.	0 1				
			134 A	Stony Brook	0 5	49 A	Boston U.	0 1				
			241 H	New Hampshire	1 0	196 H	Hartford	0 0				
			277 H	Vermont	1 1	258 A	Binghamton-SUNY	1 0				
			34 A	Harvard	1 4	303 H	Albany (N.Y.)	1 0				

Non-Div. I Games:

Maine

Average RPI Win:	277	WON-LOST RECORD	WINNING PCT. RANK	LAST 10 GAMES	STRENGTH OF SCHEDULE	OPP. STRENGTH OF SCHEDULE	TEAM RPI	ADJ RPI	CONF. RPI	ADJ CONF. RPI		
DIV. I ONLY		5-10-4	.36842	225	2-5-3	214	199	232	.43731	232	22	22
DIV. I NON-CONF.		3-8-1	.29167	251	0-3-0	175	151	241	.43068	239	21	21
<hr/>												
TOTALS	RPI 1-25	RPI 26-50		W-L RECORDS		RPI 51-100		RPI 101-150		RPI 150+		
5-10-4	0-0-0	0-1-0		OVERALL		0-4-0		0-2-3		5-3-1		
3-4-0	0-0-0	0-1-0		HOME		0-1-0		0-0-0		3-2-0		
1-5-4	0-0-0	0-0-0		AWAY		0-3-0		0-2-3		1-0-1		
1-1-0	0-0-0	0-0-0		NEUTRAL		0-0-0		0-0-0		1-1-0		
3-8-1	0-0-0	0-1-0		NON-CONFERENCE		0-4-0		0-1-1		3-2-0		
1-3-0	0-0-0	0-1-0		HOME		0-1-0		0-0-0		1-1-0		
1-4-1	0-0-0	0-0-		AWAY		0-3-0		0-1-1		1-0-0		
1-1-0	0-0-0	0-0-0		NEUTRAL		0-0-0		0-0-0		1-1-0		
2-2-3	0-0-0	0-0-0		CONFERENCE		0-0-0		0-1-2		2-1-1		
2-1-0	0-0-0	0-0-0		HOME		0-0-0		0-0-0		2-1-0		
0-1-3	0-0-0	0-0-0		AWAY		0-0-0		0-1-2		0-0-1		
0-0-0	0-0-0	0-0-0		NEUTRAL		0-0-0		0-0-0		0-0-0		
RPI	S	Opponent	Score	RPI	S	Opponent	Score	RPI	S	Opponent	Score	
				33	H	Princeton	0 4	60	A	Columbia	0 5	
								71	H	Georgetown	1 2	
								86	A	Long Island	0 2	
								94	A	Loyola (Md.)	0 1	
								123	A	Navy	0 0	
								129	A	Maryland	1 1	
								137	A	Bucknell	1 2	
								138	A	Army	0 0	
								139	A	Richmond	0 1	
								183	H	George Washington	0 1	
								208	N	Ohio	1 2	
								211	H	Colgate	0 1	
								230	H	Lehigh	1 0	
								246	H	Towson	1 0	
								266	A	Holy Cross	1 1	
								293	N	UMBC	1 0	
								306	A	Mt. St. Mary's	3 0	
								309	H	Lafayette	3 0	
				LAST 10 GAMES								
				138	A	Army	0 0	137	A	Bucknell	1 2	
				266	A	Holy Cross	1 1	33	H	Princeton	0 4	
				123	A	Navy	0 0	211	H	Colgate	0 1	
				309	H	Lafayette	3 0	94	A	Loyola (Md.)	0 1	
				230	H	Lehigh	1 0	183	H	George Washington	0 1	

Non-Div. I Games:

American

Average RPI Win: 261		WON-LOST	WINNING	LAST 10	STRENGTH OF		OPP. STRENGTH	TEAM	ADJ	CONF.	ADJ CONF.
Average RPI Loss: 133		RECORD	PCT. RANK	GAMES	SCHEDULE		OF SCHEDULE	RPI	RPI	RPI	RPI
DIV. I ONLY		5-11-2	.33333	244	4-4-1		179	196	235	.43471	233
DIV. I NON-CONF.		2-7-1	.25	262	1-0-0		73	123	195	.46301	192
TOTALS		RPI 1-25	RPI 26-50		W-L RECORDS		RPI 51-100		RPI 101-150		RPI 150+
5-11-2		0-2-0	0-2-0		OVERALL		0-1-0		0-0-1		5-6-1
3-4-1		0-2-0	0-1-0		HOME		0-0-0		0-0-1		3-1-0
2-6-1		0-0-0	0-1-0		AWAY		0-0-0		0-0-0		2-5-1
0-1-0		0-0-0	0-0-0		NEUTRAL		0-1-0		0-0-0		0-0-0
2-7-1		0-2-0	0-2-0		NON-CONFERENCE		0-1-0		0-0-0		2-2-1
1-4-0		0-2-0	0-1-0		HOME		0-0-0		0-0-0		1-1-0
1-2-1		0-0-0	0-0-		AWAY		0-0-0		0-0-0		1-1-1
0-1-0		0-0-0	0-0-0		NEUTRAL		0-1-0		0-0-0		0-0-0
3-4-1		0-0-0	0-0-0		CONFERENCE		0-0-0		0-0-1		3-4-0
2-0-1		0-0-0	0-0-0		HOME		0-0-0		0-0-1		2-0-0
1-4-0		0-0-0	0-0-0		AWAY		0-0-0		0-0-0		1-4-0
0-0-0		0-0-0	0-0-0		NEUTRAL		0-0-0		0-0-0		0-0-0
RPI S	Opponent	Score		RPI S	Opponent	Score		RPI S	Opponent	Score	
16 H	Washington	0	3	36 A	Denver	0	2	62 N	UC Santa Barbara	0	4
17 H	Minnesota	1	2	42 H	Washington St.	0	1	128 H	Northern Ariz.	1	1
								165 A	Hawaii	0	0
								177 A	Gonzaga	0	1
								205 A	Weber St.	0	1
								205 A	Weber St.	0	1
								206 H	Boise St.	1	2
								207 A	Wyoming	2	1
								228 A	Portland St.	1	2
								234 A	Sacramento St.	1	0
								271 A	Eastern Wash.	2	3
								275 H	Idaho St.	2	0
								284 H	Northern Colo.	3	2
								304 H	Idaho	2	0
				LAST 10 GAMES							
				271 A	Eastern Wash.	2	3	205 A	Weber St.	0	1
				128 H	Northern Ariz.	1	1	275 H	Idaho St.	2	0
				284 H	Northern Colo.	3	2	205 A	Weber St.	0	1
				234 A	Sacramento St.	1	0	304 H	Idaho	2	0
				228 A	Portland St.	1	2	206 H	Boise St.	1	2

Non-Div. I Games: North Dakota 4 1

Montana

Average RPI Win:	242	WON-LOST RECORD	WINNING PCT. RANK	LAST 10 GAMES	STRENGTH OF SCHEDULE	OPP. STRENGTH OF SCHEDULE	TEAM RPI	ADJ RPI	CONF. RPI	ADJ CONF. RPI							
DIV. I ONLY		8-8-2	.5 147	4-4-1	299	213	233	.43427	234	28	28						
DIV. I NON-CONF.		5-5-1	.5 148	1-1-0	250	177	201	.45339	204	22	22						
<hr/>																	
TOTALS	RPI 1-25	RPI 26-50		W-L RECORDS		RPI 51-100		RPI 101-150		RPI 150+							
8-8-2	0-0-0	0-0-0		OVERALL		0-1-0		1-3-1		7-4-1							
5-2-1	0-0-0	0-0-0		HOME		0-0-0		0-1-1		5-1-0							
3-6-1	0-0-0	0-0-0		AWAY		0-1-0		1-2-0		2-3-1							
0-0-0	0-0-0	0-0-0		NEUTRAL		0-0-0		0-0-0		0-0-0							
<hr/>																	
5-5-1	0-0-0	0-0-0		NON-CONFERENCE		0-1-0		1-2-1		4-2-0							
3-1-1	0-0-0	0-0-0		HOME		0-0-0		0-1-1		3-0-0							
2-4-0	0-0-0	0-0-		AWAY		0-1-0		1-1-0		1-2-0							
0-0-0	0-0-0	0-0-0		NEUTRAL		0-0-0		0-0-0		0-0-0							
<hr/>																	
3-3-1	0-0-0	0-0-0		CONFERENCE		0-0-0		0-1-0		3-2-1							
2-1-0	0-0-0	0-0-0		HOME		0-0-0		0-0-0		2-1-0							
1-2-1	0-0-0	0-0-0		AWAY		0-0-0		0-1-0		1-1-1							
0-0-0	0-0-0	0-0-0		NEUTRAL		0-0-0		0-0-0		0-0-0							
<hr/>																	
RPI S	Opponent	Score	RPI S	Opponent	Score	RPI S	Opponent	Score	RPI S	Opponent	Score						
						62 A	UC Santa Barbara	0 2	115 A	Pacific	0 2						
						128 A	Northern Ariz.	0 2									
						144 H	UC Davis	0 1									
						146 H	Seattle	1 1									
						150 A	UC Riverside	1 0									
						155 A	Fresno St.	0 2									
						205 A	Weber St.	1 0									
						224 H	Miami (Ohio)	2 1									
						228 A	Portland St.	0 0									
						233 H	Montana	0 1									
						256 A	Cal St. Bakersfield	4 0									
						267 A	San Jose St.	0 1									
						270 H	Nevada	2 0									
						271 H	Eastern Wash.	2 0									
						275 A	Idaho St.	1 3									
						278 H	Iona	1 0									
						284 H	Northern Colo.	4 0									
						<hr/>											
									LAST 10 GAMES								
									205 A Weber St.			1 0			228 A Portland St.		
			275 A Idaho St.			1 3			128 A Northern Ariz.			0 2					
			233 H Montana			0 1			270 H Nevada			2 0					
			271 H Eastern Wash.			2 0			155 A Fresno St.			0 2					
			284 H Northern Colo.			4 0			256 A Cal St. Bakersfield			4 0					

Non-Div. I Games: UC Santa Cruz 2 0

Sacramento St.

Average RPI Win:	270	WON-LOST RECORD	WINNING PCT. RANK	LAST 10 GAMES	STRENGTH OF SCHEDULE	OPP. STRENGTH OF SCHEDULE	TEAM RPI	ADJ RPI	CONF. RPI	ADJ CONF. RPI					
DIV. I ONLY		10-7-1	.58333	99	7-3-0	308	299	236	.43365	235	31	31			
DIV. I NON-CONF.		4-6-1	.40909	207	1-2-0	246	227	242	.42498	244	31	31			
<hr/>															
TOTALS	RPI 1-25	RPI 26-50		W-L RECORDS		RPI 51-100		RPI 101-150		RPI 150+					
10-7-1	0-0-0	0-0-0		OVERALL		1-1-0		0-3-0		9-3-1					
5-2-1	0-0-0	0-0-0		HOME		1-0-0		0-1-0		4-1-1					
3-2-0	0-0-0	0-0-0		AWAY		0-0-0		0-1-0		3-1-0					
2-3-0	0-0-0	0-0-0		NEUTRAL		0-1-0		0-1-0		2-1-0					
<hr/>															
4-6-1	0-0-0	0-0-0		NON-CONFERENCE		1-1-0		0-3-0		3-2-1					
3-2-1	0-0-0	0-0-0		HOME		1-0-0		0-1-0		2-1-1					
1-1-0	0-0-0	0-0-		AWAY		0-0-0		0-1-0		1-0-0					
0-3-0	0-0-0	0-0-0		NEUTRAL		0-1-0		0-1-0		0-1-0					
<hr/>															
6-1-0	0-0-0	0-0-0		CONFERENCE		0-0-0		0-0-0		6-1-0					
2-0-0	0-0-0	0-0-0		HOME		0-0-0		0-0-0		2-0-0					
2-1-0	0-0-0	0-0-0		AWAY		0-0-0		0-0-0		2-1-0					
2-0-0	0-0-0	0-0-0		NEUTRAL		0-0-0		0-0-0		2-0-0					
<hr/>															
RPI	S	Opponent	Score	RPI	S	Opponent	Score	RPI	S	Opponent	Score				
				70 N New Mexico				1	3	128 A Northern Ariz.		1	3		
				100 H Texas St.				2	1	144 N UC Davis				1	2
								146 H Seattle				0	1		
								200 A Longwood				0	1		
								200 H Longwood				3	0		
								207 N Wyoming				0	1		
								256 H Cal St. Bakersfield				1	3		
								262 A Southern Utah				3	2		
								275 H Idaho St.				0	0		
								284 H Northern Colo.				3	2		
								299 H Howard				3	0		
								304 H Idaho				2	1		
								307 A Delaware St.				3	0		
								312 N South Carolina St.				4	0		
								316 A NJIT				2	1		
								316 N NJIT				4	0		
				<hr/>											
				LAST 10 GAMES				200 A Longwood				0	1		
				316 N NJIT				4	0	307 A Delaware St.				3	0
146 H Seattle				0	1	312 N South Carolina St.				4	0				
200 H Longwood				3	0	316 A NJIT				2	1				
256 H Cal St. Bakersfield				1	3	304 H Idaho				2	1				
299 H Howard				3	0										

Non-Div. I Games:	North Dakota	5	0
--------------------------	---------------------	----------	----------

Utah Valley

Average RPI Win:	305	WON-LOST RECORD	WINNING PCT. RANK	LAST 10 GAMES	STRENGTH OF SCHEDULE	OPP. STRENGTH OF SCHEDULE	TEAM RPI	ADJ RPI	CONF. RPI	ADJ CONF. RPI							
Average RPI Loss:	172																
DIV. I ONLY	11-6-1	.63889	66	9-1-0	311	313	238	.43181	236	32	32						
DIV. I NON-CONF.	0-5-0	0	310	0-0-0	127	164	292	.37316	288	32	32						
<hr/>																	
TOTALS	RPI 1-25	RPI 26-50		W-L RECORDS	RPI 51-100		RPI 101-150		RPI 150+								
11-6-1	0-0-0	0-0-0		OVERALL	0-1-0		0-2-0		11-3-1								
6-1-0	0-0-0	0-0-0		HOME	0-0-0		0-0-0		6-1-0								
3-3-1	0-0-0	0-0-0		AWAY	0-0-0		0-1-0		3-2-1								
2-2-0	0-0-0	0-0-0		NEUTRAL	0-1-0		0-1-0		2-0-0								
<hr/>																	
0-5-0	0-0-0	0-0-0		NON-CONFERENCE	0-1-0		0-2-0		0-2-0								
0-1-0	0-0-0	0-0-0		HOME	0-0-0		0-0-0		0-1-0								
0-2-0	0-0-0	0-0-		AWAY	0-0-0		0-1-0		0-1-0								
0-2-0	0-0-0	0-0-0		NEUTRAL	0-1-0		0-1-0		0-0-0								
<hr/>																	
11-1-1	0-0-0	0-0-0		CONFERENCE	0-0-0		0-0-0		11-1-1								
6-0-0	0-0-0	0-0-0		HOME	0-0-0		0-0-0		6-0-0								
3-1-1	0-0-0	0-0-0		AWAY	0-0-0		0-0-0		3-1-1								
2-0-0	0-0-0	0-0-0		NEUTRAL	0-0-0		0-0-0		2-0-0								
<hr/>																	
RPI S	Opponent	Score	RPI S	Opponent	Score	RPI S	Opponent	Score	RPI S	Opponent	Score						
						77 N	Kennesaw St.	1 3	117 A	Mercer	0 4						
						118 N	McNeese St.	1 5									
						167 A	Tulsa	0 10									
						264 A	Mississippi Val.	1 2									
						264 A	Mississippi Val.	1 1									
						274 H	Alabama A&M	2 1									
						274 N	Alabama A&M	2 0									
						291 H	Lipscomb	1 2									
						296 H	Grambling	1 0									
						305 H	Ark.-Pine Bluff	1 0									
						313 H	Southern U.	4 1									
						314 A	Texas Southern	2 0									
						315 A	Prairie View	2 0									
						315 N	Prairie View	4 1									
						317 H	Alabama St.	9 0									
						318 A	Alcorn St.	6 1									
						318 H	Alcorn St.	6 0									
									LAST 10 GAMES								
									274 N	Alabama A&M	2 0				264 A	Mississippi Val.	1 2
									315 N	Prairie View	4 1				317 H	Alabama St.	9 0
315 A	Prairie View	2 0	313 H	Southern U.	4 1												
314 A	Texas Southern	2 0	318 H	Alcorn St.	6 0												
274 H	Alabama A&M	2 1	318 A	Alcorn St.	6 1												

Non-Div. I Games: LSU-Shreveport 3 0

Jackson St.

Average RPI Win: 216		WON-LOST	WINNING	LAST 10	STRENGTH OF		OPP. STRENGTH	TEAM	ADJ		CONF.	ADJ CONF.						
Average RPI Loss: 169		RECORD	PCT. RANK	GAMES	SCHEDULE		OF SCHEDULE	RPI	RPI		RPI	RPI						
DIV. I ONLY		4-10-4	.33333	244	0-8-2		166	224	234	.43066	237	15	15					
DIV. I NON-CONF.		4-1-2	.71429	52	0-0-0		181	279	105	.52578	108	16	16					
TOTALS		RPI 1-25	RPI 26-50		W-L RECORDS		RPI 51-100		RPI 101-150		RPI 150+							
4-10-4	0-0-0	0-0-0		OVERALL		0-1-0		0-2-2		4-7-2								
1-4-3	0-0-0	0-0-0		HOME		0-0-0		0-0-2		1-4-1								
3-6-1	0-0-0	0-0-0		AWAY		0-1-0		0-2-0		3-3-1								
0-0-0	0-0-0	0-0-0		NEUTRAL		0-0-0		0-0-0		0-0-0								
4-1-2	0-0-0	0-0-0		NON-CONFERENCE		0-0-0		0-1-0		4-0-2								
1-0-1	0-0-0	0-0-0		HOME		0-0-0		0-0-0		1-0-1								
3-1-1	0-0-0	0-0-		AWAY		0-0-0		0-1-0		3-0-1								
0-0-0	0-0-0	0-0-0		NEUTRAL		0-0-0		0-0-0		0-0-0								
0-9-2	0-0-0	0-0-0		CONFERENCE		0-1-0		0-1-2		0-7-0								
0-4-2	0-0-0	0-0-0		HOME		0-0-0		0-0-2		0-4-0								
0-5-0	0-0-0	0-0-0		AWAY		0-1-0		0-1-0		0-3-0								
0-0-0	0-0-0	0-0-0		NEUTRAL		0-0-0		0-0-0		0-0-0								
RPI S	Opponent	Score	RPI S	Opponent	Score	RPI S	Opponent	Score	RPI S	Opponent	Score							
						61 A Toledo			1	2	101 H Eastern Mich.	1	1					
											120 H Central Mich.	2	2					
											125 A Bowling Green	0	3					
											141 A St. Bonaventure	1	2					
											158 A Fla. Gulf Coast	1	0					
											164 H Canisius	1	1					
											169 H Northern Ill.	0	1					
											171 H Western Mich.	0	1					
											178 A Ball St.	1	4					
											182 A Niagara	1	0					
											189 H Akron	1	2					
											208 H Ohio	1	2					
											222 A Kent St.	1	2					
											223 A FIU	2	0					
											224 A Miami (Ohio)	1	3					
											259 A Cornell	0	0					
											299 H Howard	4	0					
									LAST 10 GAMES									
									125 A Bowling Green			0	3	222 A Kent St.			1	2
									61 A Toledo			1	2	101 H Eastern Mich.			1	1
			171 H Western Mich.			0	1	178 A Ball St.			1	4						
			169 H Northern Ill.			0	1	224 A Miami (Ohio)			1	3						
			120 H Central Mich.			2	2	208 H Ohio			1	2						

Non-Div. I Games:

Buffalo

Average RPI Win: 277		WON-LOST RECORD		WINNING PCT. RANK		LAST 10 GAMES		STRENGTH OF SCHEDULE		OPP. STRENGTH OF SCHEDULE		TEAM RPI		ADJ RPI		CONF. RPI		ADJ CONF. RPI	
DIV. I ONLY		8-11-0		.42105 199		5-5-0		245		289		237		.42964 238		26		26	
DIV. I NON-CONF.		3-6-0		.33333 229		0-0-0		277		286		278		.38632 277		28		28	
TOTALS		RPI 1-25		RPI 26-50		W-L RECORDS		RPI 51-100		RPI 101-150		RPI 150+							
8-11-0		0-0-0		0-0-0		OVERALL		0-4-0		0-2-0		8-5-0							
6-2-0		0-0-0		0-0-0		HOME		0-1-0		0-0-0		6-1-0							
2-7-0		0-0-0		0-0-0		AWAY		0-1-0		0-2-0		2-4-0							
0-2-0		0-0-0		0-0-0		NEUTRAL		0-2-0		0-0-0		0-0-0							
3-6-0		0-0-0		0-0-0		NON-CONFERENCE		0-2-0		0-0-0		3-4-0							
2-1-0		0-0-0		0-0-0		HOME		0-0-0		0-0-0		2-1-0							
1-4-0		0-0-0		0-0-		AWAY		0-1-0		0-0-0		1-3-0							
0-1-0		0-0-0		0-0-0		NEUTRAL		0-1-0		0-0-0		0-0-0							
5-5-0		0-0-0		0-0-0		CONFERENCE		0-2-0		0-2-0		5-1-0							
4-1-0		0-0-0		0-0-0		HOME		0-1-0		0-0-0		4-0-0							
1-3-0		0-0-0		0-0-0		AWAY		0-0-0		0-2-0		1-1-0							
0-1-0		0-0-0		0-0-0		NEUTRAL		0-1-0		0-0-0		0-0-0							
RPI S	Opponent	Score	RPI S	Opponent	Score	RPI S	Opponent	Score	RPI S	Opponent	Score								
						70 A	New Mexico	0 5	102 A	Central Conn. St.	1 5								
						78 N	UNLV	0 1	148 A	Monmouth	2 3								
						86 H	Long Island	1 3	164 A	Canisius	0 1								
						86 N	Long Island	0 3	192 H	St. Francis (Pa.)	1 0								
									196 A	Hartford	0 3								
									227 A	Quinnipiac	1 4								
									230 A	Lehigh	0 1								
									241 H	Drexel	3 1								
									268 H	Robert Morris	3 1								
									292 H	Sacred Heart	1 0								
									295 H	Wagner	3 0								
									302 H	Rider	0 2								
									306 A	Mt. St. Mary's	1 0								
									309 H	Lafayette	2 0								
									310 A	St. Peter's	5 0								
LAST 10 GAMES																			
						268 H	Robert Morris	3 1	86 N	Long Island	0 3								
						192 H	St. Francis (Pa.)	1 0	86 H	Long Island	1 3								
						102 A	Central Conn. St.	1 5	295 H	Wagner	3 0								
						227 A	Quinnipiac	1 4	148 A	Monmouth	2 3								
						292 H	Sacred Heart	1 0	306 A	Mt. St. Mary's	1 0								

Non-Div. I Games:

Fairleigh Dickinson

Average RPI Win:	278	WON-LOST RECORD	WINNING PCT. RANK	LAST 10 GAMES	STRENGTH OF SCHEDULE	OPP. STRENGTH OF SCHEDULE	TEAM RPI	ADJ RPI	CONF. RPI	ADJ CONF. RPI	
Average RPI Loss:	123										
DIV. I ONLY	3-11-5	.28947	263	2-6-2	176	200	248	.42666	240	16	16
DIV. I NON-CONF.	1-4-3	.3125	241	0-0-0	178	223	245	.43059	240	15	15
<hr/>											
TOTALS	RPI 1-25	RPI 26-50		W-L RECORDS	RPI 51-100		RPI 101-150		RPI 150+		
3-11-5	0-0-0	0-1-0		OVERALL	0-3-1		0-4-1		3-3-3		
1-5-3	0-0-0	0-1-0		HOME	0-2-1		0-0-1		1-2-1		
2-4-2	0-0-0	0-0-0		AWAY	0-1-0		0-3-0		2-0-2		
0-2-0	0-0-0	0-0-0		NEUTRAL	0-0-0		0-1-0		0-1-0		
<hr/>											
1-4-3	0-0-0	0-0-0		NON-CONFERENCE	0-0-1		0-3-0		1-1-2		
1-0-2	0-0-0	0-0-0		HOME	0-0-1		0-0-0		1-0-1		
0-2-1	0-0-0	0-0-		AWAY	0-0-0		0-2-0		0-0-1		
0-2-0	0-0-0	0-0-0		NEUTRAL	0-0-0		0-1-0		0-1-0		
<hr/>											
2-7-2	0-0-0	0-1-0		CONFERENCE	0-3-0		0-1-1		2-2-1		
0-5-1	0-0-0	0-1-0		HOME	0-2-0		0-0-1		0-2-0		
2-2-1	0-0-0	0-0-0		AWAY	0-1-0		0-1-0		2-0-1		
0-0-0	0-0-0	0-0-0		NEUTRAL	0-0-0		0-0-0		0-0-0		
<hr/>											
RPI S	Opponent	Score	RPI S	Opponent	Score	RPI S	Opponent	Score	RPI S	Opponent	Score
			43 H	UNC Greensboro	0 1	77 H	Kennesaw St.	1 1	103 A	VCU	1 5
						81 A	Western Caro.	0 1	110 H	Samford	0 0
						84 H	Davidson	0 1	113 A	Col. of Charleston	0 3
						88 H	Furman	0 1	124 N	Coastal Caro.	0 2
									132 A	North Carolina St.	0 1
									164 N	Canisius	1 5
									176 H	Elon	0 1
									188 A	High Point	1 1
									220 A	Appalachian St.	0 0
									250 H	Ga. Southern	1 2
									263 H	Presbyterian	2 1
									273 A	Chattanooga	4 2
									298 A	Citadel	3 1
									312 H	South Carolina St.	1 1
<hr/>											
LAST 10 GAMES											
	113 A	Col. of Charleston	0	3	88 H	Furman	0	1			
	298 A	Citadel	3	1	273 A	Chattanooga	4	2			
	176 H	Elon	0	1	220 A	Appalachian St.	0	0			
	43 H	UNC Greensboro	0	1	81 A	Western Caro.	0	1			
	110 H	Samford	0	0	84 H	Davidson	0	1			

Non-Div. I Games:

Wofford

Average RPI Win: 237		WON-LOST	WINNING	LAST 10	STRENGTH OF		OPP. STRENGTH	TEAM	ADJ		CONF.	ADJ CONF.
Average RPI Loss: 142		RECORD	PCT. RANK	GAMES	SCHEDULE		OF SCHEDULE	RPI	RPI		RPI	RPI
DIV. I ONLY		6-11-1	.36111	230	238		194	240	.42647		27	27
DIV. I NON-CONF.		1-7-1	.16667	286	168		88	269	.40766		24	23
TOTALS		RPI 1-25	RPI 26-50		W-L RECORDS		RPI 51-100		RPI 101-150		RPI 150+	
6-11-1		0-0-0	0-2-0		OVERALL		0-3-0		1-2-0		5-4-1	
4-5-0		0-0-0	0-1-0		HOME		0-1-0		1-1-0		3-2-0	
2-4-1		0-0-0	0-1-0		AWAY		0-1-0		0-0-0		2-2-1	
0-2-0		0-0-0	0-0-0		NEUTRAL		0-1-0		0-1-0		0-0-0	
1-7-1		0-0-0	0-1-0		NON-CONFERENCE		0-3-0		0-2-0		1-1-1	
0-4-0		0-0-0	0-1-0		HOME		0-1-0		0-1-0		0-1-0	
1-1-1		0-0-0	0-0-		AWAY		0-1-0		0-0-0		1-0-1	
0-2-0		0-0-0	0-0-0		NEUTRAL		0-1-0		0-1-0		0-0-0	
5-4-0		0-0-0	0-1-0		CONFERENCE		0-0-0		1-0-0		4-3-0	
4-1-0		0-0-0	0-0-0		HOME		0-0-0		1-0-0		3-1-0	
1-3-0		0-0-0	0-1-0		AWAY		0-0-0		0-0-0		1-2-0	
0-0-0		0-0-0	0-0-0		NEUTRAL		0-0-0		0-0-0		0-0-0	
RPI S	Opponent	Score	RPI S	Opponent	Score	RPI S	Opponent	Score	RPI S	Opponent	Score	
			34 H	Harvard	0 1	72 A	Northeastern	1 3	102 N	Central Conn. St.	0 1	
			49 A	Boston U.	0 1	92 N	Villanova	1 2	134 H	Stony Brook	3 2	
						98 H	Dartmouth	1 2	135 H	Oregon St.	1 2	
									185 H	Rhode Island	1 2	
									196 H	Hartford	2 1	
									226 A	Massachusetts	2 2	
									231 A	Maine	0 1	
									258 A	Binghamton-SUNY	3 2	
									258 H	Binghamton-SUNY	0 1	
									266 A	Holy Cross	2 1	
									277 H	Vermont	3 2	
									293 H	UMBC	3 0	
									303 A	Albany (N.Y.)	1 3	
LAST 10 GAMES												
			231 A	Maine	0 1	258 H	Binghamton-SUNY	0 1				
			196 H	Hartford	2 1	303 A	Albany (N.Y.)	1 3				
			49 A	Boston U.	0 1	134 H	Stony Brook	3 2				
			277 H	Vermont	3 2	258 A	Binghamton-SUNY	3 2				
			293 H	UMBC	3 0	98 H	Dartmouth	1 2				

Non-Div. I Games:

New Hampshire

Average RPI Win: 269		WON-LOST	WINNING	LAST 10	STRENGTH OF		OPP. STRENGTH	TEAM	ADJ		CONF.	ADJ CONF.
Average RPI Loss: 99		RECORD	PCT. RANK	GAMES	SCHEDULE		OF SCHEDULE	RPI	RPI		RPI	RPI
DIV. I ONLY		7-10-1	.41667	204	2-7-1		286	139	243		.42647	241
DIV. I NON-CONF.		5-2-0	.71429	52	0-0-0		317	292	264		.40931	263
TOTALS		RPI 1-25	RPI 26-50		W-L RECORDS		RPI 51-100		RPI 101-150		RPI 150+	
7-10-1		0-0-0	0-3-0		OVERALL		0-3-0		1-2-0		6-2-1	
4-5-1		0-0-0	0-2-0		HOME		0-1-0		0-1-0		4-1-1	
2-5-0		0-0-0	0-1-0		AWAY		0-2-0		1-1-0		1-1-0	
1-0-0		0-0-0	0-0-0		NEUTRAL		0-0-0		0-0-0		1-0-0	
5-2-0		0-0-0	0-0-0		NON-CONFERENCE		0-0-0		0-1-0		5-1-0	
3-1-0		0-0-0	0-0-0		HOME		0-0-0		0-1-0		3-0-0	
1-1-0		0-0-0	0-0-		AWAY		0-0-0		0-0-0		1-1-0	
1-0-0		0-0-0	0-0-0		NEUTRAL		0-0-0		0-0-0		1-0-0	
2-8-1		0-0-0	0-3-0		CONFERENCE		0-3-0		1-1-0		1-1-1	
1-4-1		0-0-0	0-2-0		HOME		0-1-0		0-0-0		1-1-1	
1-4-0		0-0-0	0-1-0		AWAY		0-2-0		1-1-0		0-0-0	
0-0-0		0-0-0	0-0-0		NEUTRAL		0-0-0		0-0-0		0-0-0	
RPI S	Opponent	Score	RPI S	Opponent	Score	RPI S	Opponent	Score	RPI S	Opponent	Score	
			37 A	James Madison	0 5	55 H	Old Dominion	1 2	103 A	VCU	0 1	
			39 H	William & Mary	0 2	66 A	UNC Wilmington	0 2	143 A	Georgia St.	2 0	
			48 H	Hofstra	0 1	72 A	Northeastern	2 3	145 H	St. Joseph's	1 2	
									184 H	Delaware	0 1	
									216 H	George Mason	1 1	
									238 A	Fairleigh Dickinson	1 3	
									246 H	Towson	3 2	
									278 H	Iona	4 0	
									293 A	UMBC	3 0	
									302 H	Rider	1 0	
									303 N	Albany (N.Y.)	4 1	
									316 H	NJIT	3 0	
LAST 10 GAMES												
			143 A	Georgia St.	2 0	184 H	Delaware	0 1				
			66 A	UNC Wilmington	0 2	103 A	VCU	0 1				
			246 H	Towson	3 2	39 H	William & Mary	0 2				
			216 H	George Mason	1 1	55 H	Old Dominion	1 2				
			37 A	James Madison	0 5	48 H	Hofstra	0 1				

Non-Div. I Games: North Dakota 0 1

Drexel

Average RPI Win: 274		WON-LOST	WINNING	LAST 10	STRENGTH OF		OPP. STRENGTH	TEAM	ADJ	CONF.	ADJ CONF.
Average RPI Loss: 138		RECORD	PCT. RANK	GAMES	SCHEDULE		OF SCHEDULE	RPI	RPI	RPI	RPI
DIV. I ONLY		5-10-3	.36111	230	3-6-1		240	191	242	.42533	243
DIV. I NON-CONF.		2-4-2	.375	216	1-1-0		237	169	244	.42861	241
TOTALS		RPI 1-25	RPI 26-50		W-L RECORDS		RPI 51-100		RPI 101-150		RPI 150+
5-10-3	0-1-0	0-0-0		OVERALL		0-2-0		0-2-0		5-5-3	
2-4-1	0-0-0	0-0-0		HOME		0-1-0		0-1-0		2-2-1	
3-5-2	0-1-0	0-0-0		AWAY		0-0-0		0-1-0		3-3-2	
0-1-0	0-0-0	0-0-0		NEUTRAL		0-1-0		0-0-0		0-0-0	
2-4-2	0-1-0	0-0-0		NON-CONFERENCE		0-0-0		0-1-0		2-2-2	
1-0-1	0-0-0	0-0-0		HOME		0-0-0		0-0-0		1-0-1	
1-4-1	0-1-0	0-0-		AWAY		0-0-0		0-1-0		1-2-1	
0-0-0	0-0-0	0-0-0		NEUTRAL		0-0-0		0-0-0		0-0-0	
3-6-1	0-0-0	0-0-0		CONFERENCE		0-2-0		0-1-0		3-3-1	
1-4-0	0-0-0	0-0-0		HOME		0-1-0		0-1-0		1-2-0	
2-1-1	0-0-0	0-0-0		AWAY		0-0-0		0-0-0		2-1-1	
0-1-0	0-0-0	0-0-0		NEUTRAL		0-1-0		0-0-0		0-0-0	
RPI S	Opponent	Score		RPI S	Opponent	Score		RPI S	Opponent	Score	
9 A	Duke	0	4					77 H	Kennesaw St.	0	2
								90 N	Belmont	1	2
								117 H	Mercer	0	2
								132 A	North Carolina St.	0	4
								158 H	Fla. Gulf Coast	0	3
								187 A	Jacksonville	0	3
								193 A	East Tenn. St.	0	0
								195 A	Francis Marion	0	2
								200 H	Longwood	0	0
								209 A	VMI	1	3
								210 H	Stetson	0	1
								220 A	Appalachian St.	1	1
								253 A	North Fla.	2	1
								263 A	Presbyterian	2	1
								280 H	Gardner-Webb	2	1
								285 H	S.C. Upstate	3	1
								291 A	Lipscomb	1	0
LAST 10 GAMES											
263 A	Presbyterian	2	1	195 A	Francis Marion	0	2				
117 H	Mercer	0	2	193 A	East Tenn. St.	0	0				
77 H	Kennesaw St.	0	2	285 H	S.C. Upstate	3	1				
253 A	North Fla.	2	1	210 H	Stetson	0	1				
187 A	Jacksonville	0	3	158 H	Fla. Gulf Coast	0	3				

Non-Div. I Games:

Campbell

Average RPI Win: 258		WON-LOST RECORD		WINNING PCT. RANK		LAST 10 GAMES		STRENGTH OF SCHEDULE		OPP. STRENGTH OF SCHEDULE		TEAM RPI		ADJ RPI		CONF. RPI		ADJ CONF. RPI	
DIV. I ONLY		4-8-0		.33333 244		3-6-0		199		269		251		.4247 244		25		24	
DIV. I NON-CONF.		4-8-0		.33333 229		3-6-0		180		273		243		.4247 245		23		24	
TOTALS		RPI 1-25		RPI 26-50		W-L RECORDS		RPI 51-100		RPI 101-150		RPI 150+							
4-8-0		0-0-0		0-0-0		OVERALL		0-1-0		0-1-0		4-6-0							
0-0-0		0-0-0		0-0-0		HOME		0-0-0		0-0-0		0-0-0							
4-7-0		0-0-0		0-0-0		AWAY		0-1-0		0-1-0		4-5-0							
0-1-0		0-0-0		0-0-0		NEUTRAL		0-0-0		0-0-0		0-1-0							
4-8-0		0-0-0		0-0-0		NON-CONFERENCE		0-1-0		0-1-0		4-6-0							
0-0-0		0-0-0		0-0-0		HOME		0-0-0		0-0-0		0-0-0							
4-7-0		0-0-0		0-0-		AWAY		0-1-0		0-1-0		4-5-0							
0-1-0		0-0-0		0-0-0		NEUTRAL		0-0-0		0-0-0		0-1-0							
0-0-0		0-0-0		0-0-0		CONFERENCE		0-0-0		0-0-0		0-0-0							
0-0-0		0-0-0		0-0-0		HOME		0-0-0		0-0-0		0-0-0							
0-0-0		0-0-0		0-0-0		AWAY		0-0-0		0-0-0		0-0-0							
0-0-0		0-0-0		0-0-0		NEUTRAL		0-0-0		0-0-0		0-0-0							
RPI	S	Opponent		Score	RPI	S	Opponent		Score	RPI	S	Opponent		Score					

Non-Div. I Games: Mo.-St. Louis 1 0

SIU Edwardsville

x
a
v
i
e
r

Non-Div. I Games:

Average RPI Win: 243		WON-LOST	WINNING	LAST 10	STRENGTH OF		OPP. STRENGTH	TEAM	ADJ	CONF.	ADJ CONF.
Average RPI Loss: 107		RECORD	PCT. RANK	GAMES	SCHEDULE		OF SCHEDULE	RPI	RPI	RPI	RPI
DIV. I ONLY		4-14-1	.23684	285	1-9-0		151	128	255	.42311	246
DIV. I NON-CONF.		3-5-0	.375	216	0-0-0		220	210	236	.4335	234
TOTALS		RPI 1-25	RPI 26-50		W-L RECORDS		RPI 51-100		RPI 101-150		RPI 150+
4-14-1	0-0-0	0-5-0		OVERALL		1-4-0		0-1-1		3-4-0	
3-5-0	0-0-0	0-2-0		HOME		1-1-0		0-1-0		2-1-0	
0-8-1	0-0-0	0-3-0		AWAY		0-2-0		0-0-1		0-3-0	
1-1-0	0-0-0	0-0-0		NEUTRAL		0-1-0		0-0-0		1-0-0	
3-5-0	0-0-0	0-2-0		NON-CONFERENCE		0-2-0		0-0-0		3-1-0	
2-0-0	0-0-0	0-0-0		HOME		0-0-0		0-0-0		2-0-0	
0-4-0	0-0-0	0-0-		AWAY		0-1-0		0-0-0		0-1-0	
1-1-0	0-0-0	0-0-0		NEUTRAL		0-1-0		0-0-0		1-0-0	
1-9-1	0-0-0	0-3-0		CONFERENCE		1-2-0		0-1-1		0-3-0	
1-5-0	0-0-0	0-2-0		HOME		1-1-0		0-1-0		0-1-0	
0-4-1	0-0-0	0-1-0		AWAY		0-1-0		0-0-1		0-2-0	
0-0-0	0-0-0	0-0-0		NEUTRAL		0-0-0		0-0-0		0-0-0	
RPI S	Opponent	Score	RPI S	Opponent	Score	RPI S	Opponent	Score	RPI S	Opponent	Score
			31 A	West Virginia	0 3	55 H	Old Dominion	3 2	103 A	VCU	1 1
			33 A	Princeton	0 1	66 H	UNC Wilmington	0 4	143 H	Georgia St.	1 2
			37 H	James Madison	0 2	71 A	Georgetown	0 3	184 A	Delaware	0 2
			39 H	William & Mary	1 4	72 A	Northeastern	1 4	216 H	George Mason	1 2
			48 A	Hofstra	0 1	83 N	St. John's (N.Y.)	0 1	232 A	American	0 1
									241 A	Drexel	2 3
									302 H	Rider	1 0
									306 H	Mt. St. Mary's	2 1
									309 N	Lafayette	1 0
LAST 10 GAMES											
			39 H	William & Mary	1 4	216 H	George Mason	1 2			
			55 H	Old Dominion	3 2	66 H	UNC Wilmington	0 4			
			241 A	Drexel	2 3	48 A	Hofstra	0 1			
			184 A	Delaware	0 2	72 A	Northeastern	1 4			
			143 H	Georgia St.	1 2	37 H	James Madison	0 2			

Non-Div. I Games:

Towson

Average RPI Win: 285		WON-LOST	WINNING	LAST 10	STRENGTH OF		OPP. STRENGTH	TEAM	ADJ		CONF.	ADJ CONF.
Average RPI Loss: 160		RECORD	PCT. RANK	GAMES	SCHEDULE		OF SCHEDULE	RPI	RPI		RPI	RPI
DIV. I ONLY		7-9-3	.44737	185	273		284	239	.42287		17	17
DIV. I NON-CONF.		4-2-2	.625	96	302		315	232	.43272		19	19
TOTALS		RPI 1-25	RPI 26-50		W-L RECORDS		RPI 51-100		RPI 101-150		RPI 150+	
7-9-3		0-0-0	0-1-0		OVERALL		0-2-0		0-0-0		7-6-3	
4-5-1		0-0-0	0-1-0		HOME		0-1-0		0-0-0		4-3-1	
3-4-2		0-0-0	0-0-0		AWAY		0-1-0		0-0-0		3-3-2	
0-0-0		0-0-0	0-0-0		NEUTRAL		0-0-0		0-0-0		0-0-0	
4-2-2		0-0-0	0-0-0		NON-CONFERENCE		0-0-0		0-0-0		4-2-2	
3-2-1		0-0-0	0-0-0		HOME		0-0-0		0-0-0		3-2-1	
1-0-1		0-0-0	0-0-		AWAY		0-0-0		0-0-0		1-0-1	
0-0-0		0-0-0	0-0-0		NEUTRAL		0-0-0		0-0-0		0-0-0	
3-7-1		0-0-0	0-1-0		CONFERENCE		0-2-0		0-0-0		3-4-1	
1-3-0		0-0-0	0-1-0		HOME		0-1-0		0-0-0		1-1-0	
2-4-1		0-0-0	0-0-0		AWAY		0-1-0		0-0-0		2-3-1	
0-0-0		0-0-0	0-0-0		NEUTRAL		0-0-0		0-0-0		0-0-0	
RPI S	Opponent	Score	RPI S	Opponent	Score	RPI S	Opponent	Score	RPI S	Opponent	Score	
			36 H	Denver	0 1	54 A	Western Ky.	0 5	175 A	Middle Tenn.	0 2	
						93 H	North Texas	1 2	180 A	Fla. Atlantic	1 4	
									204 H	Southeastern La.	2 2	
									212 H	UALR	0 1	
									215 H	Louisiana Tech	0 1	
									223 A	FIU	0 1	
									253 H	North Fla.	1 2	
									254 A	Southern Miss.	1 1	
									260 A	La.-Lafayette	1 0	
									264 H	Mississippi Val.	1 0	
									265 A	South Ala.	0 0	
									276 A	La.-Monroe	2 0	
									281 H	Jacksonville St.	3 2	
									283 H	Arkansas St.	1 0	
									311 H	Nicholls St.	10 0	
									317 A	Alabama St.	9 0	
LAST 10 GAMES												
			260 A	La.-Lafayette	1 0	265 A	South Ala.	0 0				
			276 A	La.-Monroe	2 0	93 H	North Texas	1 2				
			180 A	Fla. Atlantic	1 4	175 A	Middle Tenn.	0 2				
			223 A	FIU	0 1	54 A	Western Ky.	0 5				
			36 H	Denver	0 1	283 H	Arkansas St.	1 0				

Non-Div. I Games: Faulkner 3 1

Troy

Average RPI Win: 227		WON-LOST RECORD		WINNING PCT. RANK		LAST 10 GAMES		STRENGTH OF SCHEDULE		OPP. STRENGTH OF SCHEDULE		TEAM RPI		ADJ RPI		CONF. RPI		ADJ CONF. RPI	
DIV. I ONLY		4-11-4		.31579 253		2-6-2		205		180		245		.42286 248		13		13	
DIV. I NON-CONF.		2-5-1		.3125 241		0-0-0		255		255		273		.3971 272		13		13	
TOTALS		RPI 1-25		RPI 26-50		W-L RECORDS		RPI 51-100		RPI 101-150		RPI 150+							
4-11-4		0-1-0		0-0-0		OVERALL		0-3-0		1-4-0		3-3-4							
4-2-3		0-0-0		0-0-0		HOME		0-1-0		1-1-0		3-0-3							
0-7-1		0-1-0		0-0-0		AWAY		0-1-0		0-3-0		0-2-1							
0-2-0		0-0-0		0-0-0		NEUTRAL		0-1-0		0-0-0		0-1-0							
2-5-1		0-0-0		0-0-0		NON-CONFERENCE		0-1-0		0-2-0		2-2-1							
2-0-1		0-0-0		0-0-0		HOME		0-0-0		0-0-0		2-0-1							
0-3-0		0-0-0		0-0-		AWAY		0-0-0		0-2-0		0-1-0							
0-2-0		0-0-0		0-0-0		NEUTRAL		0-1-0		0-0-0		0-1-0							
2-6-3		0-1-0		0-0-0		CONFERENCE		0-2-0		1-2-0		1-1-3							
2-2-2		0-0-0		0-0-0		HOME		0-1-0		1-1-0		1-0-2							
0-4-1		0-1-0		0-0-0		AWAY		0-1-0		0-1-0		0-1-1							
0-0-0		0-0-0		0-0-0		NEUTRAL		0-0-0		0-0-0		0-0-0							
RPI S	Opponent	Score		RPI S	Opponent	Score		RPI S	Opponent	Score		RPI S	Opponent	Score					
21	A Charlotte	0 1						68	N Fairfield	1 3		129	A Maryland	0 2					
								76	A St. Louis	0 2		137	A Bucknell	0 1					
								91	H Fordham	0 1		139	H Richmond	1 0					
												141	A St. Bonaventure	0 5					
												145	H St. Joseph's	0 1					
												151	H La Salle	1 1					
												166	A Duquesne	1 2					
												183	H George Washington	2 1					
												192	A St. Francis (Pa.)	0 3					
												226	H Massachusetts	0 0					
												231	H Maine	2 2					
												245	A Xavier	2 2					
												272	N Marist	0 1					
												277	H Vermont	2 1					
												310	H St. Peter's	3 0					
				LAST 10 GAMES															
				139 H Richmond 1 0				183 H George Washington 2 1											
				166 A Duquesne 1 2				76 A St. Louis 0 2											
				141 A St. Bonaventure 0 5				21 A Charlotte 0 1											
				91 H Fordham 0 1				145 H St. Joseph's 0 1											
				151 H La Salle 1 1				226 H Massachusetts 0 0											

Non-Div. I Games:

Temple

Average RPI Win: 237		WON-LOST	WINNING	LAST 10	STRENGTH OF		OPP. STRENGTH	TEAM	ADJ		CONF.	ADJ CONF.			
Average RPI Loss: 152		RECORD	PCT. RANK	GAMES	SCHEDULE		OF SCHEDULE	RPI	RPI		RPI	RPI			
DIV. I ONLY		3-11-2	.25	280	3-6-1		124	229	241		20	20			
DIV. I NON-CONF.		1-5-1	.21429	276	1-1-0		69	165	208		25	25			
TOTALS		RPI 1-25	RPI 26-50		W-L RECORDS		RPI 51-100		RPI 101-150		RPI 150+				
3-11-2		0-1-0	0-0-0		OVERALL		0-2-0		0-2-0		3-6-2				
3-3-0		0-0-0	0-0-0		HOME		0-0-0		0-1-0		3-2-0				
0-8-2		0-1-0	0-0-0		AWAY		0-2-0		0-1-0		0-4-2				
0-0-0		0-0-0	0-0-0		NEUTRAL		0-0-0		0-0-0		0-0-0				
1-5-1		0-1-0	0-0-0		NON-CONFERENCE		0-1-0		0-1-0		1-2-1				
1-1-0		0-0-0	0-0-0		HOME		0-0-0		0-1-0		1-0-0				
0-4-1		0-1-0	0-0-		AWAY		0-1-0		0-0-0		0-2-1				
0-0-0		0-0-0	0-0-0		NEUTRAL		0-0-0		0-0-0		0-0-0				
2-6-1		0-0-0	0-0-0		CONFERENCE		0-1-0		0-1-0		2-4-1				
2-2-0		0-0-0	0-0-0		HOME		0-0-0		0-0-0		2-2-0				
0-4-1		0-0-0	0-0-0		AWAY		0-1-0		0-1-0		0-2-1				
0-0-0		0-0-0	0-0-0		NEUTRAL		0-0-0		0-0-0		0-0-0				
RPI S	Opponent	Score		RPI S	Opponent	Score		RPI S	Opponent	Score		RPI S	Opponent	Score	
12 A	Virginia	0 5						55 A	Old Dominion	0 4		123 H	Navy	1 2	
								87 A	Radford	1 3		124 A	Coastal Caro.	2 3	
												188 H	High Point	1 3	
												193 H	East Tenn. St.	3 1	
												195 A	Francis Marion	1 2	
												198 H	Charleston So.	0 2	
												200 A	Longwood	0 2	
												209 A	VMI	0 2	
												210 A	Stetson	0 0	
												255 H	UNC Asheville	3 1	
												257 A	Winthrop	1 1	
												263 H	Presbyterian	5 1	
												280 A	Gardner-Webb	1 2	
				LAST 10 GAMES											
				257 A	Winthrop	1 1		193 H	East Tenn. St.	3 1					
				280 A	Gardner-Webb	1 2		188 H	High Point	1 3					
				263 H	Presbyterian	5 1		195 A	Francis Marion	1 2					
				87 A	Radford	1 3		124 A	Coastal Caro.	2 3					
				255 H	UNC Asheville	3 1		198 H	Charleston So.	0 2					

Non-Div. I Games: Fla. Southern 1 2

Liberty

Average RPI Win: 273		WON-LOST	WINNING	LAST 10	STRENGTH OF		OPP. STRENGTH	TEAM	ADJ		CONF.	ADJ CONF.
Average RPI Loss: 146		RECORD	PCT. RANK	GAMES	SCHEDULE		OF SCHEDULE	RPI	RPI		RPI	RPI
DIV. I ONLY		4-11-3	.30556	258	1-8-1		196	216	252		16	16
DIV. I NON-CONF.		2-3-2	.42857	198	0-0-0		200	263	213		15	15
TOTALS		RPI 1-25	RPI 26-50		W-L RECORDS		RPI 51-100		RPI 101-150		RPI 150+	
4-11-3		0-0-0	0-1-0		OVERALL		0-3-0		0-2-2		4-5-1	
1-6-2		0-0-0	0-0-0		HOME		0-2-0		0-2-1		1-2-1	
2-5-1		0-0-0	0-1-0		AWAY		0-1-0		0-0-1		2-3-0	
1-0-0		0-0-0	0-0-0		NEUTRAL		0-0-0		0-0-0		1-0-0	
2-3-2		0-0-0	0-0-0		NON-CONFERENCE		0-0-0		0-1-1		2-2-1	
0-2-1		0-0-0	0-0-0		HOME		0-0-0		0-1-0		0-1-1	
1-1-1		0-0-0	0-0-		AWAY		0-0-0		0-0-1		1-1-0	
1-0-0		0-0-0	0-0-0		NEUTRAL		0-0-0		0-0-0		1-0-0	
2-8-1		0-0-0	0-1-0		CONFERENCE		0-3-0		0-1-1		2-3-0	
1-4-1		0-0-0	0-0-0		HOME		0-2-0		0-1-1		1-1-0	
1-4-0		0-0-0	0-1-0		AWAY		0-1-0		0-0-0		1-2-0	
0-0-0		0-0-0	0-0-0		NEUTRAL		0-0-0		0-0-0		0-0-0	
RPI S	Opponent	Score	RPI S	Opponent	Score	RPI S	Opponent	Score	RPI S	Opponent	Score	
			43 A	UNC Greensboro	1 5	81 H	Western Caro.	1 2	110 H	Samford	0 1	
						84 H	Davidson	1 2	113 H	Col. of Charleston	1 1	
						88 A	Furman	3 4	117 A	Mercer	1 1	
									143 H	Georgia St.	0 1	
									169 A	Northern Ill.	0 2	
									176 A	Elon	0 3	
									188 H	High Point	4 4	
									198 H	Charleston So.	1 2	
									220 H	Appalachian St.	0 1	
									240 A	Wofford	2 1	
									273 H	Chattanooga	3 2	
									280 A	Gardner-Webb	2 0	
									298 A	Citadel	1 2	
									300 N	UNI	2 1	
LAST 10 GAMES												
			176 A	Elon	0 3	84 H	Davidson	1 2				
			43 A	UNC Greensboro	1 5	298 A	Citadel	1 2				
			220 H	Appalachian St.	0 1	110 H	Samford	0 1				
			81 H	Western Caro.	1 2	273 H	Chattanooga	3 2				
			113 H	Col. of Charleston	1 1	88 A	Furman	3 4				

Non-Div. I Games:

Ga. Southern

Average RPI Win:		271	WON-LOST RECORD		WINNING PCT. RANK		LAST 10 GAMES		STRENGTH OF SCHEDULE		OPP. STRENGTH OF SCHEDULE		TEAM RPI		ADJ RPI		CONF. RPI		ADJ CONF. RPI				
Average RPI Loss:		145																					
DIV. I ONLY			5-10-1		.34375 239		3-7-0		222		236		253		.42224 251		29		29				
DIV. I NON-CONF.			2-5-1		.3125 241		0-2-0		86		142		183		.4689 180		27		27				
TOTALS		RPI 1-25		RPI 26-50		W-L RECORDS		RPI 51-100		RPI 101-150		RPI 150+											
5-10-1		0-1-0		0-1-0		OVERALL		0-1-0		0-2-0		5-5-1											
2-5-0		0-1-0		0-0-0		HOME		0-0-0		0-0-0		2-4-0											
2-4-1		0-0-0		0-0-0		AWAY		0-1-0		0-2-0		2-1-1											
1-1-0		0-0-0		0-1-0		NEUTRAL		0-0-0		0-0-0		1-0-0											
2-5-1		0-1-0		0-1-0		NON-CONFERENCE		0-0-0		0-2-0		2-1-1											
1-2-0		0-1-0		0-0-0		HOME		0-0-0		0-0-0		1-1-0											
0-2-1		0-0-0		0-0-		AWAY		0-0-0		0-2-0		0-0-1											
1-1-0		0-0-0		0-1-0		NEUTRAL		0-0-0		0-0-0		1-0-0											
3-5-0		0-0-0		0-0-0		CONFERENCE		0-1-0		0-0-0		3-4-0											
1-3-0		0-0-0		0-0-0		HOME		0-0-0		0-0-0		1-3-0											
2-2-0		0-0-0		0-0-0		AWAY		0-1-0		0-0-0		2-1-0											
0-0-0		0-0-0		0-0-0		NEUTRAL		0-0-0		0-0-0		0-0-0											
RPI	S	Opponent		Score		RPI	S	Opponent		Score		RPI	S	Opponent		Score							
13	H	Oklahoma St.		1	5	50	N	Loyola Marymount		1	4	85	A	South Dakota St.		0	2	119	A	Texas Tech		0	4
																		136	A	Arkansas		3	4
																		153	H	Missouri St.		2	3
																		163	H	IUPUI		1	3
																		167	A	Tulsa		2	2
																		175	N	Middle Tenn.		3	0
																		199	H	Oakland		0	2
																		262	H	Southern Utah		0	1
																		269	A	Western Ill.		1	3
																		283	H	Arkansas St.		3	2
																		287	A	North Dakota St.		3	2
																		301	A	Centenary (La.)		4	0
																		308	H	IPFW		4	0
LAST 10 GAMES																							
						163	H	IUPUI		1	3	308	H	IPFW		4	0						
						269	A	Western Ill.		1	3	287	A	North Dakota St.		3	2						
						262	H	Southern Utah		0	1	199	H	Oakland		0	2						
						301	A	Centenary (La.)		4	0	153	H	Missouri St.		2	3						
						85	A	South Dakota St.		0	2	50	N	Loyola Marymount		1	4						

Non-Div. I Games: John Brown 3 1

Oral Roberts

Average RPI Win: 173		WON-LOST	WINNING	LAST 10	STRENGTH OF		OPP. STRENGTH	TEAM	ADJ		CONF.	ADJ CONF.					
Average RPI Loss: 138		RECORD	PCT. RANK	GAMES	SCHEDULE		OF SCHEDULE	RPI	RPI		RPI	RPI					
DIV. I ONLY		3-14-0	.17647	301	1-9-0		85	181	246	.42118	252	9	9				
DIV. I NON-CONF.		3-7-0	.3	249	1-2-0		98	291	216	.43881	227	9	9				
<hr/>																	
TOTALS		RPI 1-25		RPI 26-50		W-L RECORDS		RPI 51-100		RPI 101-150		RPI 150+					
3-14-0		0-1-0		0-1-0		OVERALL		1-4-0		1-2-0		1-6-0					
2-8-0		0-0-0		0-1-0		HOME		1-3-0		1-0-0		0-4-0					
0-6-0		0-1-0		0-0-0		AWAY		0-1-0		0-2-0		0-2-0					
1-0-0		0-0-0		0-0-0		NEUTRAL		0-0-0		0-0-0		1-0-0					
3-7-0		0-0-0		0-1-0		NON-CONFERENCE		1-0-0		1-1-0		1-5-0					
2-5-0		0-0-0		0-1-0		HOME		1-0-0		1-0-0		0-4-0					
0-2-0		0-0-0		0-0-		AWAY		0-0-0		0-1-0		0-1-0					
1-0-0		0-0-0		0-0-0		NEUTRAL		0-0-0		0-0-0		1-0-0					
0-7-0		0-1-0		0-0-0		CONFERENCE		0-4-0		0-1-0		0-1-0					
0-3-0		0-0-0		0-0-0		HOME		0-3-0		0-0-0		0-0-0					
0-4-0		0-1-0		0-0-0		AWAY		0-1-0		0-1-0		0-1-0					
0-0-0		0-0-0		0-0-0		NEUTRAL		0-0-0		0-0-0		0-0-0					
RPI	S	Opponent		Score		RPI	S	Opponent		Score		RPI	S	Opponent		Score	
15	A	BYU		0 3		36	H	Denver		1 2		58	H	Utah		1 2	
												59	H	TCU		1 3	
												70	H	New Mexico		0 1	
												78	A	UNLV		0 4	
												86	H	Long Island		1 0	
												108	A	UTEP		1 3	
												127	A	San Diego St.		0 7	
												138	H	Army		3 1	
												168	H	Valparaiso		0 1	
												178	H	Ball St.		0 1	
												207	A	Wyoming		0 1	
												267	H	San Jose St.		1 3	
												275	H	Idaho St.		0 1	
												284	A	Northern Colo.		1 2	
												296	N	Grambling		3 0	
<hr/>																	
LAST 10 GAMES																	
15	A	BYU		0 3		58	H	Utah		1 2							
78	A	UNLV		0 4		207	A	Wyoming		0 1							
127	A	San Diego St.		0 7		267	H	San Jose St.		1 3							
59	H	TCU		1 3		296	N	Grambling		3 0							
70	H	New Mexico		0 1		108	A	UTEP		1 3							

Non-Div. I Games:

Air Force

Average RPI Win: 243		WON-LOST	WINNING	LAST 10	STRENGTH OF		OPP. STRENGTH	TEAM	ADJ	CONF.	ADJ CONF.
Average RPI Loss: 152		RECORD	PCT. RANK	GAMES	SCHEDULE		OF SCHEDULE	RPI	RPI	RPI	RPI
DIV. I ONLY		6-11-2	.36842	225	3-6-1		257	208	257	.42027	253
DIV. I NON-CONF.		3-5-1	.38889	211	0-0-0		263	204	256	.41776	255
TOTALS		RPI 1-25	RPI 26-50		W-L RECORDS		RPI 51-100		RPI 101-150		RPI 150+
6-11-2	0-0-0	0-0-0		OVERALL		0-2-0		0-5-0		6-4-2	
4-2-0	0-0-0	0-0-0		HOME		0-0-0		0-0-0		4-2-0	
1-7-2	0-0-0	0-0-0		AWAY		0-2-0		0-4-0		1-1-2	
1-2-0	0-0-0	0-0-0		NEUTRAL		0-0-0		0-1-0		1-1-0	
3-5-1	0-0-0	0-0-0		NON-CONFERENCE		0-0-0		0-4-0		3-1-1	
1-0-0	0-0-0	0-0-0		HOME		0-0-0		0-0-0		1-0-0	
1-3-1	0-0-0	0-0-		AWAY		0-0-0		0-3-0		1-0-1	
1-2-0	0-0-0	0-0-0		NEUTRAL		0-0-0		0-1-0		1-1-0	
3-6-1	0-0-0	0-0-0		CONFERENCE		0-2-0		0-1-0		3-3-1	
3-2-0	0-0-0	0-0-0		HOME		0-0-0		0-0-0		3-2-0	
0-4-1	0-0-0	0-0-0		AWAY		0-2-0		0-1-0		0-1-1	
0-0-0	0-0-0	0-0-0		NEUTRAL		0-0-0		0-0-0		0-0-0	
RPI S	Opponent	Score	RPI S	Opponent	Score	RPI S	Opponent	Score	RPI S	Opponent	Score
						77 A	Kennesaw St.	1 5	113 A	Col. of Charleston	0 1
						90 A	Belmont	0 4	117 A	Mercer	0 3
									132 A	North Carolina St.	2 3
									135 N	Oregon St.	0 1
									143 A	Georgia St.	1 3
									152 A	South Fla.	1 1
									158 H	Fla. Gulf Coast	0 5
									187 A	Jacksonville	0 1
									193 H	East Tenn. St.	2 1
									210 H	Stetson	2 1
									223 H	FIU	1 0
									243 H	Campbell	1 2
									247 A	Troy	2 1
									274 N	Alabama A&M	2 3
									285 H	S.C. Upstate	2 1
									291 A	Lipscomb	0 0
									302 N	Rider	3 1
LAST 10 GAMES											
						291 A	Lipscomb	0 0	187 A	Jacksonville	0 1
						90 A	Belmont	0 4	77 A	Kennesaw St.	1 5
						243 H	Campbell	1 2	117 A	Mercer	0 3
						210 H	Stetson	2 1	193 H	East Tenn. St.	2 1
						158 H	Fla. Gulf Coast	0 5	285 H	S.C. Upstate	2 1

Non-Div. I Games:

North Fla.

Average RPI Win:		224	WON-LOST RECORD		WINNING PCT. RANK		LAST 10 GAMES		STRENGTH OF SCHEDULE		OPP. STRENGTH OF SCHEDULE		TEAM RPI		ADJ RPI		CONF. RPI		ADJ CONF. RPI	
DIV. I ONLY			5-13-1		.28947 263		1-9-0		206		138		256		.41946 254		11		12	
DIV. I NON-CONF.			4-3-1		.5625 127		0-0-0		270		261		206		.44983 209		12		12	
TOTALS		RPI 1-25		RPI 26-50		W-L RECORDS		RPI 51-100		RPI 101-150		RPI 150+								
5-13-1		0-0-0		0-2-0		OVERALL		0-3-0		1-2-0		4-6-1								
0-8-1		0-0-0		0-2-0		HOME		0-1-0		0-0-0		0-5-1								
3-5-0		0-0-0		0-0-0		AWAY		0-2-0		1-2-0		2-1-0								
2-0-0		0-0-0		0-0-0		NEUTRAL		0-0-0		0-0-0		2-0-0								
4-3-1		0-0-0		0-0-0		NON-CONFERENCE		0-0-0		0-1-0		4-2-1								
0-2-1		0-0-0		0-0-0		HOME		0-0-0		0-0-0		0-2-1								
2-1-0		0-0-0		0-0-		AWAY		0-0-0		0-1-0		2-0-0								
2-0-0		0-0-0		0-0-0		NEUTRAL		0-0-0		0-0-0		2-0-0								
1-10-0		0-0-0		0-2-0		CONFERENCE		0-3-0		1-1-0		0-4-0								
0-6-0		0-0-0		0-2-0		HOME		0-1-0		0-0-0		0-3-0								
1-4-0		0-0-0		0-0-0		AWAY		0-2-0		1-1-0		0-1-0								
0-0-0		0-0-0		0-0-0		NEUTRAL		0-0-0		0-0-0		0-0-0								
RPI	S	Opponent		Score		RPI	S	Opponent		Score		RPI	S	Opponent		Score				
				30	H	UCF	1	4	51	A	Memphis	0	2	108	A	UTEP	1	2		
				40	H	East Carolina	0	2	64	A	Colorado Col.	0	6	122	A	Mississippi	0	1		
									80	H	Rice	0	4	149	A	UAB	1	0		
														159	A	SMU	0	4		
														167	H	Tulsa	1	2		
														186	H	Houston	0	1		
														191	H	Marshall	0	4		
														212	N	UALR	1	0		
														229	N	Northwestern St.	2	0		
														239	H	Mississippi St.	1	2		
														247	H	Troy	1	1		
														260	H	La.-Lafayette	0	1		
														264	A	Mississippi Val.	1	0		
														265	A	South Ala.	2	1		
				LAST 10 GAMES																
				159	A	SMU	0	4	30	H	UCF	1	4							
				167	H	Tulsa	1	2	64	A	Colorado Col.	0	6							
				80	H	Rice	0	4	191	H	Marshall	0	4							
				186	H	Houston	0	1	40	H	East Carolina	0	2							
				108	A	UTEP	1	2	149	A	UAB	1	0							

Non-Div. I Games:

Southern Miss.

Average RPI Win: 255		WON-LOST	WINNING	LAST 10	STRENGTH OF		OPP. STRENGTH	TEAM	ADJ		CONF.	ADJ CONF.	
Average RPI Loss: 161		RECORD	PCT. RANK	GAMES	SCHEDULE		OF SCHEDULE	RPI	RPI		RPI	RPI	
DIV. I ONLY		5-13-1	.28947	263	2-8-0		154	254	250	.41915	255	20	20
DIV. I NON-CONF.		2-6-1	.27778	257	0-1-0		159	239	249	.42066	250	25	25
TOTALS		RPI 1-25	RPI 26-50		W-L RECORDS		RPI 51-100		RPI 101-150		RPI 150+		
5-13-1		0-0-0	0-0-0		OVERALL		0-3-0		0-3-0		5-7-1		
1-5-0		0-0-0	0-0-0		HOME		0-1-0		0-0-0		1-4-0		
4-6-0		0-0-0	0-0-0		AWAY		0-1-0		0-2-0		4-3-0		
0-2-1		0-0-0	0-0-0		NEUTRAL		0-1-0		0-1-0		0-0-1		
2-6-1		0-0-0	0-0-0		NON-CONFERENCE		0-1-0		0-2-0		2-3-1		
0-2-0		0-0-0	0-0-0		HOME		0-0-0		0-0-0		0-2-0		
2-3-0		0-0-0	0-0-		AWAY		0-1-0		0-1-0		2-1-0		
0-1-1		0-0-0	0-0-0		NEUTRAL		0-0-0		0-1-0		0-0-1		
3-7-0		0-0-0	0-0-0		CONFERENCE		0-2-0		0-1-0		3-4-0		
1-3-0		0-0-0	0-0-0		HOME		0-1-0		0-0-0		1-2-0		
2-3-0		0-0-0	0-0-0		AWAY		0-0-0		0-1-0		2-2-0		
0-1-0		0-0-0	0-0-0		NEUTRAL		0-1-0		0-0-0		0-0-0		
RPI S	Opponent	Score	RPI S	Opponent	Score	RPI S	Opponent	Score	RPI S	Opponent	Score		
						87 H Radford		2 3	124 A Coastal Caro.		2 3		
						87 N Radford		1 2	133 A Clemson		0 8		
						88 A Furman		1 2	143 N Georgia St.		1 5		
									179 A Murray St.		0 3		
									187 A Jacksonville		3 2		
									188 H High Point		0 1		
									193 H East Tenn. St.		0 1		
									198 A Charleston So.		0 3		
									203 N Tenn.-Martin		0 0		
									209 H VMI		0 1		
									220 H Appalachian St.		0 2		
									249 A Liberty		1 3		
									257 A Winthrop		1 0		
									263 H Presbyterian		4 1		
									280 A Gardner-Webb		3 0		
									286 A Tennessee Tech		2 1		
LAST 10 GAMES													
						87 H Radford		2 3	87 N Radford		1 2		
						198 A Charleston So.		0 3	280 A Gardner-Webb		3 0		
						209 H VMI		0 1	188 H High Point		0 1		
						249 A Liberty		1 3	257 A Winthrop		1 0		
						124 A Coastal Caro.		2 3	220 H Appalachian St.		0 2		

Non-Div. I Games:

UNC Asheville

Average RPI Win:		234	WON-LOST		WINNING		LAST 10		STRENGTH OF		OPP. STRENGTH		TEAM	ADJ		CONF.	ADJ CONF.							
Average RPI Loss:		139	RECORD		PCT. RANK		GAMES		SCHEDULE		OF SCHEDULE		RPI	RPI		RPI	RPI							
DIV. I ONLY			5-13-1		.28947		263		2-8-0		186		192		254		.41823		256		25		24	
DIV. I NON-CONF.			5-11-1		.32353		238		2-6-0		189		180		238		.42354		246		23		24	
TOTALS		RPI 1-25		RPI 26-50				W-L RECORDS				RPI 51-100				RPI 101-150				RPI 150+				
5-13-1		0-2-0		0-1-0				OVERALL				0-0-0				0-6-0				5-4-1				
2-7-0		0-1-0		0-1-0				HOME				0-0-0				0-4-0				2-1-0				
2-6-0		0-1-0		0-0-0				AWAY				0-0-0				0-2-0				2-3-0				
1-0-1		0-0-0		0-0-0				NEUTRAL				0-0-0				0-0-0				1-0-1				
5-11-1		0-2-0		0-1-0				NON-CONFERENCE				0-0-0				0-4-0				5-4-1				
2-6-0		0-1-0		0-1-0				HOME				0-0-0				0-3-0				2-1-0				
2-5-0		0-1-0		0-0-				AWAY				0-0-0				0-1-0				2-3-0				
1-0-1		0-0-0		0-0-0				NEUTRAL				0-0-0				0-0-0				1-0-1				
0-2-0		0-0-0		0-0-0				CONFERENCE				0-0-0				0-2-0				0-0-0				
0-1-0		0-0-0		0-0-0				HOME				0-0-0				0-1-0				0-0-0				
0-1-0		0-0-0		0-0-0				AWAY				0-0-0				0-1-0				0-0-0				
0-0-0		0-0-0		0-0-0				NEUTRAL				0-0-0				0-0-0				0-0-0				
RPI	S	Opponent		Score		RPI	S	Opponent		Score		RPI	S	Opponent		Score		RPI	S	Opponent		Score		
14	A	Southern California		0	7	50	H	Loyola Marymount		0	3			112 H Pepperdine		1	2			112 H Pepperdine		1	2	
23	H	San Diego		0	3									115 H Pacific		1	2			115 H Pacific		1	2	
														142 H Cal St. Northridge		0	2			142 H Cal St. Northridge		0	2	
														146 A Seattle		1	3			146 A Seattle		1	3	
														146 H Seattle		0	2			146 H Seattle		0	2	
														150 A UC Riverside		0	4			150 A UC Riverside		0	4	
														155 H Fresno St.		2	1			155 H Fresno St.		2	1	
														157 N St. Mary's (Cal.)		1	1			157 N St. Mary's (Cal.)		1	1	
														177 A Gonzaga		0	1			177 A Gonzaga		0	1	
														205 N Weber St.		2	1			205 N Weber St.		2	1	
														225 A San Francisco		0	2			225 A San Francisco		0	2	
														234 H Sacramento St.		0	4			234 H Sacramento St.		0	4	
														235 A Utah Valley		3	1			235 A Utah Valley		3	1	
														267 A San Jose St.		0	3			267 A San Jose St.		0	3	
														271 A Eastern Wash.		3	2			271 A Eastern Wash.		3	2	
														304 H Idaho		2	1			304 H Idaho		2	1	
LAST 10 GAMES																								
		115 H Pacific		1	2			146 A Seattle		1	3													
		235 A Utah Valley		3	1			14 A Southern California		0	7													
		267 A San Jose St.		0	3			146 H Seattle		0	2													
		112 H Pepperdine		1	2			234 H Sacramento St.		0	4													
		225 A San Francisco		0	2			205 N Weber St.		2	1													

Non-Div. I Games:

Cal St. Bakersfield

Average RPI Win: 245		WON-LOST	WINNING	LAST 10	STRENGTH OF		OPP. STRENGTH	TEAM	ADJ		CONF.	ADJ CONF.	
Average RPI Loss: 187		RECORD	PCT. RANK	GAMES	SCHEDULE		OF SCHEDULE	RPI	RPI		RPI	RPI	
DIV. I ONLY		8-10-2	.45	180	4-4-2		282	260	244	.41744	257	20	20
DIV. I NON-CONF.		5-5-0	.5	148	1-1-0		292	267	254	.4183	253	25	25
TOTALS		RPI 1-25	RPI 26-50		W-L RECORDS		RPI 51-100		RPI 101-150		RPI 150+		
8-10-2	0-0-0	0-0-0		OVERALL		0-1-0		2-1-0		6-8-2			
4-4-1	0-0-0	0-0-0		HOME		0-1-0		0-1-0		4-2-1			
4-3-1	0-0-0	0-0-0		AWAY		0-0-0		2-0-0		2-3-1			
0-3-0	0-0-0	0-0-0		NEUTRAL		0-0-0		0-0-0		0-3-0			
5-5-0	0-0-0	0-0-0		NON-CONFERENCE		0-0-0		1-1-0		4-4-0			
2-2-0	0-0-0	0-0-0		HOME		0-0-0		0-1-0		2-1-0			
3-1-0	0-0-0	0-0-		AWAY		0-0-0		1-0-0		2-1-0			
0-2-0	0-0-0	0-0-0		NEUTRAL		0-0-0		0-0-0		0-2-0			
3-5-2	0-0-0	0-0-0		CONFERENCE		0-1-0		1-0-0		2-4-2			
2-2-1	0-0-0	0-0-0		HOME		0-1-0		0-0-0		2-1-1			
1-2-1	0-0-0	0-0-0		AWAY		0-0-0		1-0-0		0-2-1			
0-1-0	0-0-0	0-0-0		NEUTRAL		0-0-0		0-0-0		0-1-0			
RPI S	Opponent	Score	RPI S	Opponent	Score	RPI S	Opponent	Score	RPI S	Opponent	Score		
						87 H Radford	1	2	123 A Navy	1	0		
						124 A Coastal Caro.	1	0					
						143 H Georgia St.	0	4					
						176 N Elon	0	1					
						184 N Delaware	0	2					
						188 A High Point	0	2					
						195 A Francis Marion	0	1					
						198 A Charleston So.	1	1					
						209 A VMI	0	3					
						209 N VMI	1	2					
						220 H Appalachian St.	0	1					
						249 H Liberty	1	1					
						255 H UNC Asheville	0	1					
						263 H Presbyterian	3	0					
						280 H Gardner-Webb	2	1					
						285 A S.C. Upstate	1	0					
						286 H Tennessee Tech	3	2					
						290 H Austin Peay	2	1					
						312 A South Carolina St.	3	0					
						LAST 10 GAMES			LAST 10 GAMES				
87 H Radford	1	2	209 N VMI	1	2								
249 H Liberty	1	1	280 H Gardner-Webb	2	1								
312 A South Carolina St.	3	0	263 H Presbyterian	3	0								
198 A Charleston So.	1	1	195 A Francis Marion	0	1								
124 A Coastal Caro.	1	0	188 A High Point	0	2								

Non-Div. I Games:

Winthrop

Average RPI Win: 275		WON-LOST	WINNING	LAST 10	STRENGTH OF		OPP. STRENGTH	TEAM	ADJ		CONF.	ADJ CONF.			
Average RPI Loss: 160		RECORD	PCT. RANK	GAMES	SCHEDULE		OF SCHEDULE	RPI	RPI		RPI	RPI			
DIV. I ONLY		8-9-1	.47222	175	4-6-0		305	263	262	.41471	258	27	27		
DIV. I NON-CONF.		4-3-1	.5625	127	0-0-0		303	275	239	.43148	237	24	23		
<hr/>															
TOTALS		RPI 1-25		RPI 26-50		W-L RECORDS		RPI 51-100		RPI 101-150		RPI 150+			
8-9-1		0-0-0		0-1-0		OVERALL		0-1-0		0-2-0		8-5-1			
3-4-1		0-0-0		0-1-0		HOME		0-0-0		0-0-0		3-3-1			
5-5-0		0-0-0		0-0-0		AWAY		0-1-0		0-2-0		5-2-0			
0-0-0		0-0-0		0-0-0		NEUTRAL		0-0-0		0-0-0		0-0-0			
<hr/>															
4-3-1		0-0-0		0-0-0		NON-CONFERENCE		0-1-0		0-0-0		4-2-1			
2-1-1		0-0-0		0-0-0		HOME		0-0-0		0-0-0		2-1-1			
2-2-0		0-0-0		0-0-		AWAY		0-1-0		0-0-0		2-1-0			
0-0-0		0-0-0		0-0-0		NEUTRAL		0-0-0		0-0-0		0-0-0			
<hr/>															
4-6-0		0-0-0		0-1-0		CONFERENCE		0-0-0		0-2-0		4-3-0			
1-3-0		0-0-0		0-1-0		HOME		0-0-0		0-0-0		1-2-0			
3-3-0		0-0-0		0-0-0		AWAY		0-0-0		0-2-0		3-1-0			
0-0-0		0-0-0		0-0-0		NEUTRAL		0-0-0		0-0-0		0-0-0			
<hr/>															
RPI	S	Opponent	Score	RPI	S	Opponent	Score	RPI	S	Opponent	Score	RPI	S	Opponent	Score
				49	H	Boston U.	2 4	86	A	Long Island	0 1	134	A	Stony Brook	2 3
												134	A	Stony Brook	0 2
												182	H	Niagara	1 2
												190	A	Syracuse	0 2
												196	A	Hartford	1 3
												226	H	Massachusetts	2 1
												231	H	Maine	0 1
												241	A	New Hampshire	1 0
												241	H	New Hampshire	2 3
												266	A	Holy Cross	2 0
												277	A	Vermont	1 0
												278	H	Iona	3 0
												293	A	UMBC	1 0
												302	H	Rider	1 1
												303	H	Albany (N.Y.)	1 0
												316	A	NJIT	2 0
<hr/>															
LAST 10 GAMES															
				241	A	New Hampshire	1 0	134	A	Stony Brook	0 2				
				277	A	Vermont	1 0	49	H	Boston U.	2 4				
				134	A	Stony Brook	2 3	231	H	Maine	0 1				
				303	H	Albany (N.Y.)	1 0	293	A	UMBC	1 0				
				196	A	Hartford	1 3	241	H	New Hampshire	2 3				

Non-Div. I Games:

Binghamton-SUNY

Average RPI Win: 137		WON-LOST RECORD		WINNING PCT. RANK		LAST 10 GAMES		STRENGTH OF SCHEDULE		OPP. STRENGTH OF SCHEDULE		TEAM RPI		ADJ RPI		CONF. RPI		ADJ CONF. RPI	
DIV. I ONLY		2-12-1		.16667 302		1-9-0		109		153		260		.41438 259		8		8	
DIV. I NON-CONF.		1-6-1		.1875 283		0-3-0		218		276		284		.37127 289		8		8	
TOTALS		RPI 1-25		RPI 26-50		W-L RECORDS		RPI 51-100		RPI 101-150		RPI 150+							
2-12-1		0-0-0		0-2-0		OVERALL		1-3-0		0-3-0		1-4-1							
0-7-1		0-0-0		0-1-0		HOME		0-2-0		0-2-0		0-2-1							
1-4-0		0-0-0		0-1-0		AWAY		1-1-0		0-0-0		0-2-0							
1-1-0		0-0-0		0-0-0		NEUTRAL		0-0-0		0-1-0		1-0-0							
1-6-1		0-0-0		0-0-0		NON-CONFERENCE		0-0-0		0-2-0		1-4-1							
0-3-1		0-0-0		0-0-0		HOME		0-0-0		0-1-0		0-2-1							
0-2-0		0-0-0		0-0-		AWAY		0-0-0		0-0-0		0-2-0							
1-1-0		0-0-0		0-0-0		NEUTRAL		0-0-0		0-1-0		1-0-0							
1-6-0		0-0-0		0-2-0		CONFERENCE		1-3-0		0-1-0		0-0-0							
0-4-0		0-0-0		0-1-0		HOME		0-2-0		0-1-0		0-0-0							
1-2-0		0-0-0		0-1-0		AWAY		1-1-0		0-0-0		0-0-0							
0-0-0		0-0-0		0-0-0		NEUTRAL		0-0-0		0-0-0		0-0-0							
RPI	S	Opponent		Score	RPI	S	Opponent		Score	RPI	S	Opponent		Score					
					33	H	Princeton		0 4	60	A	Columbia		1 3					
					34	A	Harvard		0 3	74	A	Brown		2 0					
										89	H	Yale		1 3					
										98	H	Dartmouth		2 3					
										107	H	Penn		0 6					
										120	N	Central Mich.		0 3					
										141	H	St. Bonaventure		0 3					
										199	N	Oakland		4 1					
										211	A	Colgate		2 3					
										230	H	Lehigh		0 1					
										231	H	Maine		0 2					
										237	H	Buffalo		0 0					
										261	A	Bryant		0 1					
LAST 10 GAMES																			
					33	H	Princeton		0 4	98	H	Dartmouth		2 3					
					74	A	Brown		2 0	107	H	Penn		0 6					
					261	A	Bryant		0 1	211	A	Colgate		2 3					
					89	H	Yale		1 3	60	A	Columbia		1 3					
					34	A	Harvard		0 3	231	H	Maine		0 2					

Non-Div. I Games:

Cornell

Average RPI Win: 261		WON-LOST	WINNING	LAST 10	STRENGTH OF		OPP. STRENGTH	TEAM	ADJ		CONF.	ADJ CONF.
Average RPI Loss: 158		RECORD	PCT. RANK	GAMES	SCHEDULE		OF SCHEDULE	RPI	RPI		RPI	RPI
DIV. I ONLY		5-12-2	.31579	253	212		239	259	.41289		17	17
DIV. I NON-CONF.		2-5-1	.3125	241	222		264	265	.4075		19	19
TOTALS		RPI 1-25	RPI 26-50		W-L RECORDS		RPI 51-100		RPI 101-150		RPI 150+	
5-12-2		0-0-0	0-1-0		OVERALL		0-2-0		0-2-0		5-7-2	
1-6-1		0-0-0	0-1-0		HOME		0-1-0		0-0-0		1-4-1	
4-6-0		0-0-0	0-0-0		AWAY		0-1-0		0-2-0		4-3-0	
0-0-1		0-0-0	0-0-0		NEUTRAL		0-0-0		0-0-0		0-0-1	
2-5-1		0-0-0	0-0-0		NON-CONFERENCE		0-0-0		0-2-0		2-3-1	
0-1-0		0-0-0	0-0-0		HOME		0-0-0		0-0-0		0-1-0	
2-4-0		0-0-0	0-0-		AWAY		0-0-0		0-2-0		2-2-0	
0-0-1		0-0-0	0-0-0		NEUTRAL		0-0-0		0-0-0		0-0-1	
3-7-1		0-0-0	0-1-0		CONFERENCE		0-2-0		0-0-0		3-4-1	
1-5-1		0-0-0	0-1-0		HOME		0-1-0		0-0-0		1-3-1	
2-2-0		0-0-0	0-0-0		AWAY		0-1-0		0-0-0		2-1-0	
0-0-0		0-0-0	0-0-0		NEUTRAL		0-0-0		0-0-0		0-0-0	
RPI S	Opponent	Score	RPI S	Opponent	Score	RPI S	Opponent	Score	RPI S	Opponent	Score	
			36 H	Denver	1 2	54 A	Western Ky.	0 2	108 A	UTEP	0 1	
						93 H	North Texas	1 3	118 A	McNeese St.	1 2	
									175 A	Middle Tenn.	0 1	
									180 H	Fla. Atlantic	1 2	
									186 A	Houston	0 2	
									204 H	Southeastern La.	0 5	
									212 A	UALR	3 1	
									223 H	FIU	0 0	
									229 A	Northwestern St.	1 2	
									247 H	Troy	0 1	
									254 A	Southern Miss.	1 0	
									265 H	South Ala.	2 3	
									271 N	Eastern Wash.	1 1	
									276 H	La.-Monroe	5 2	
									282 A	Lamar	3 1	
									283 A	Arkansas St.	3 2	
LAST 10 GAMES												
			247 H	Troy	0 1	276 H	La.-Monroe	5 2				
			265 H	South Ala.	2 3	223 H	FIU	0 0				
			175 A	Middle Tenn.	0 1	283 A	Arkansas St.	3 2				
			54 A	Western Ky.	0 2	212 A	UALR	3 1				
			180 H	Fla. Atlantic	1 2	36 H	Denver	1 2				

Non-Div. I Games:

La.-Lafayette

Average RPI Win: 276		WON-LOST RECORD	WINNING PCT. RANK		LAST 10 GAMES	STRENGTH OF SCHEDULE		OPP. STRENGTH OF SCHEDULE		TEAM RPI	ADJ RPI		CONF. RPI	ADJ CONF. RPI
Average RPI Loss: 153														
DIV. I ONLY		5-9-3	.38235	218	4-4-2	288		226		266	.41072	261	25	24
DIV. I NON-CONF.		5-9-3	.38235	215	4-4-2	260		229		260	.41072	260	23	24
TOTALS		RPI 1-25		RPI 26-50		W-L RECORDS		RPI 51-100		RPI 101-150		RPI 150+		
5-9-3	0-0-0	0-0-0		OVERALL		0-3-1		0-1-0		5-5-2				
1-0-0	0-0-0	0-0-0		HOME		0-0-0		0-0-0		1-0-0				
4-9-3	0-0-0	0-0-0		AWAY		0-3-1		0-1-0		4-5-2				
0-0-0	0-0-0	0-0-0		NEUTRAL		0-0-0		0-0-0		0-0-0				
5-9-3	0-0-0	0-0-0		NON-CONFERENCE		0-3-1		0-1-0		5-5-2				
1-0-0	0-0-0	0-0-0		HOME		0-0-0		0-0-0		1-0-0				
4-9-3	0-0-0	0-0-		AWAY		0-3-1		0-1-0		4-5-2				
0-0-0	0-0-0	0-0-0		NEUTRAL		0-0-0		0-0-0		0-0-0				
0-0-0	0-0-0	0-0-0		CONFERENCE		0-0-0		0-0-0		0-0-0				
0-0-0	0-0-0	0-0-0		HOME		0-0-0		0-0-0		0-0-0				
0-0-0	0-0-0	0-0-0		AWAY		0-0-0		0-0-0		0-0-0				
0-0-0	0-0-0	0-0-0		NEUTRAL		0-0-0		0-0-0		0-0-0				
RPI	S	Opponent	Score	RPI	S	Opponent	Score	RPI	S	Opponent	Score			
						72 A Northeastern	1 3	134 A Stony Brook		1 2				
						74 A Brown	3 3	170 A Providence		1 3				
						89 A Yale	0 2	183 A George Washington		2 3				
						98 A Dartmouth	0 1	196 A Hartford		0 3				
								207 A Wyoming		1 3				
								226 A Massachusetts		0 2				
								227 A Quinnipiac		1 0				
								231 A Maine		1 1				
								259 H Cornell		1 0				
								284 A Northern Colo.		3 2				
								292 A Sacred Heart		0 0				
								295 A Wagner		3 2				
								316 A NJIT		3 1				
LAST 10 GAMES														
		259 H Cornell	1 0			227 A Quinnipiac	1 0							
		196 A Hartford	0 3			295 A Wagner	3 2							
		316 A NJIT	3 1			89 A Yale	0 2							
		98 A Dartmouth	0 1			292 A Sacred Heart	0 0							
		74 A Brown	3 3			72 A Northeastern	1 3							

Non-Div. I Games:

Bryant

Average RPI Win:	263	WON-LOST RECORD	WINNING PCT. RANK	LAST 10 GAMES	STRENGTH OF SCHEDULE	OPP. STRENGTH OF SCHEDULE	TEAM RPI	ADJ RPI	CONF. RPI	ADJ CONF. RPI							
Average RPI Loss:	171																
DIV. I ONLY	6-10-0	.375	221	4-5-0	268	275	265	.41067	262	29	29						
DIV. I NON-CONF.	2-5-0	.28571	253	1-0-0	166	216	248	.42304	248	27	27						
<hr/>																	
TOTALS	RPI 1-25	RPI 26-50		W-L RECORDS	RPI 51-100		RPI 101-150		RPI 150+								
6-10-0	0-0-0	0-0-0		OVERALL	0-1-0		0-4-0		6-5-0								
5-4-0	0-0-0	0-0-0		HOME	0-0-0		0-2-0		5-2-0								
1-5-0	0-0-0	0-0-0		AWAY	0-1-0		0-2-0		1-2-0								
0-1-0	0-0-0	0-0-0		NEUTRAL	0-0-0		0-0-0		0-1-0								
<hr/>																	
2-5-0	0-0-0	0-0-0		NON-CONFERENCE	0-0-0		0-4-0		2-1-0								
2-3-0	0-0-0	0-0-0		HOME	0-0-0		0-2-0		2-1-0								
0-2-0	0-0-0	0-0-		AWAY	0-0-0		0-2-0		0-0-0								
0-0-0	0-0-0	0-0-0		NEUTRAL	0-0-0		0-0-0		0-0-0								
<hr/>																	
4-5-0	0-0-0	0-0-0		CONFERENCE	0-1-0		0-0-0		4-4-0								
3-1-0	0-0-0	0-0-0		HOME	0-0-0		0-0-0		3-1-0								
1-3-0	0-0-0	0-0-0		AWAY	0-1-0		0-0-0		1-2-0								
0-1-0	0-0-0	0-0-0		NEUTRAL	0-0-0		0-0-0		0-1-0								
<hr/>																	
RPI S	Opponent	Score	RPI S	Opponent	Score	RPI S	Opponent	Score	RPI S	Opponent	Score						
						85	A	South Dakota St.	0	1							
						121	H	UC Irvine	0	2							
						128	A	Northern Ariz.	0	1							
						142	A	Cal St. Northridge	2	5							
						150	H	UC Riverside	0	5							
						162	H	UTSA	3	1							
						163	A	IUPUI	0	1							
						199	H	Oakland	0	4							
						199	N	Oakland	2	3							
						235	H	Utah Valley	2	3							
						251	A	Oral Roberts	1	0							
						269	H	Western Ill.	3	2							
						284	H	Northern Colo.	3	1							
						287	A	North Dakota St.	0	2							
						301	H	Centenary (La.)	1	0							
						308	H	IPFW	1	0							
						<hr/>											
									LAST 10 GAMES								
									199 H Oakland			0	4	199 N Oakland			2
			301 H Centenary (La.)			1	0	85 A South Dakota St.			0	1					
			308 H IPFW			1	0	287 A North Dakota St.			0	2					
			251 A Oral Roberts			1	0	284 H Northern Colo.			3	1					
			163 A IUPUI			0	1	269 H Western Ill.			3	2					

Non-Div. I Games: Westminster (UT) 3 0

Southern Utah

Average RPI Win: 235		WON-LOST	WINNING	LAST 10	STRENGTH OF		OPP. STRENGTH	TEAM	ADJ		CONF.	ADJ CONF.
Average RPI Loss: 186		RECORD	PCT. RANK	GAMES	SCHEDULE		OF SCHEDULE	RPI	RPI		RPI	RPI
DIV. I ONLY		5-10-2	.35294	235	4-4-2		259	210	263		.41065	263
DIV. I NON-CONF.		2-6-0	.25	262	1-1-0		279	154	287		.37573	283
TOTALS		RPI 1-25	RPI 26-50		W-L RECORDS		RPI 51-100		RPI 101-150		RPI 150+	
5-10-2	0-0-0	0-0-0		OVERALL		0-1-1		0-3-0		5-6-1		
3-2-1	0-0-0	0-0-0		HOME		0-0-0		0-1-0		3-1-1		
2-7-1	0-0-0	0-0-0		AWAY		0-0-1		0-2-0		2-5-0		
0-1-0	0-0-0	0-0-0		NEUTRAL		0-1-0		0-0-0		0-0-0		
2-6-0	0-0-0	0-0-0		NON-CONFERENCE		0-1-0		0-2-0		2-3-0		
1-1-0	0-0-0	0-0-0		HOME		0-0-0		0-0-0		1-1-0		
1-4-0	0-0-0	0-0-		AWAY		0-0-0		0-2-0		1-2-0		
0-1-0	0-0-0	0-0-0		NEUTRAL		0-1-0		0-0-0		0-0-0		
3-4-2	0-0-0	0-0-0		CONFERENCE		0-0-1		0-1-0		3-3-1		
2-1-1	0-0-0	0-0-0		HOME		0-0-0		0-1-0		2-0-1		
1-3-1	0-0-0	0-0-0		AWAY		0-0-1		0-0-0		1-3-0		
0-0-0	0-0-0	0-0-0		NEUTRAL		0-0-0		0-0-0		0-0-0		
RPI S	Opponent	Score	RPI S	Opponent	Score	RPI S	Opponent	Score	RPI S	Opponent	Score	
						87 A	Radford	0 0	113 A	Col. of Charleston	2 3	
						88 N	Furman	0 1	124 H	Coastal Caro.	0 2	
									133 A	Clemson	0 3	
									154 A	Baylor	0 3	
									188 H	High Point	1 1	
									195 H	Francis Marion	1 0	
									198 H	Charleston So.	1 0	
									209 H	VMI	3 2	
									240 A	Wofford	1 2	
									243 H	Campbell	1 2	
									249 A	Liberty	1 5	
									255 A	UNC Asheville	1 4	
									257 A	Winthrop	0 3	
									280 A	Gardner-Webb	2 0	
									291 A	Lipscomb	2 0	
LAST 10 GAMES												
						209 H	VMI	3 2	198 H	Charleston So.	1 0	
						243 H	Campbell	1 2	195 H	Francis Marion	1 0	
						249 A	Liberty	1 5	280 A	Gardner-Webb	2 0	
						188 H	High Point	1 1	87 A	Radford	0 0	
						257 A	Winthrop	0 3	124 H	Coastal Caro.	0 2	

Non-Div. I Games:

Presbyterian

Average RPI Win: 302		WON-LOST	WINNING	LAST 10	STRENGTH OF		OPP. STRENGTH	TEAM	ADJ	CONF.	ADJ CONF.			
Average RPI Loss: 194		RECORD	PCT. RANK	GAMES	SCHEDULE		OF SCHEDULE	RPI	RPI	RPI	RPI			
DIV. I ONLY		10-10-2	.5	147	8-1-1		292	311	258	.40886	264	32	32	
DIV. I NON-CONF.		0-10-0	0	310	0-1-0		202	242	306	.32628	307	32	32	
TOTALS		RPI 1-25	RPI 26-50		W-L RECORDS		RPI 51-100		RPI 101-150		RPI 150+			
10-10-2		0-1-0	0-0-0		OVERALL		0-0-0		0-1-0		10-8-2			
7-2-1		0-0-0	0-0-0		HOME		0-0-0		0-0-0		7-2-1			
3-6-1		0-0-0	0-0-0		AWAY		0-0-0		0-1-0		3-5-1			
0-2-0		0-1-0	0-0-0		NEUTRAL		0-0-0		0-0-0		0-1-0			
0-10-0		0-1-0	0-0-0		NON-CONFERENCE		0-0-0		0-1-0		0-8-0			
0-2-0		0-0-0	0-0-0		HOME		0-0-0		0-0-0		0-2-0			
0-6-0		0-0-0	0-0-		AWAY		0-0-0		0-1-0		0-5-0			
0-2-0		0-1-0	0-0-0		NEUTRAL		0-0-0		0-0-0		0-1-0			
10-0-2		0-0-0	0-0-0		CONFERENCE		0-0-0		0-0-0		10-0-2			
7-0-1		0-0-0	0-0-0		HOME		0-0-0		0-0-0		7-0-1			
3-0-1		0-0-0	0-0-0		AWAY		0-0-0		0-0-0		3-0-1			
0-0-0		0-0-0	0-0-0		NEUTRAL		0-0-0		0-0-0		0-0-0			
RPI	S	Opponent	Score		RPI	S	Opponent	Score		RPI	S	Opponent	Score	
6	N	Florida St.	0	7						109	A	Alabama	0	1
										179	A	Murray St.	1	5
										187	N	Jacksonville	0	2
										203	A	Tenn.-Martin	0	1
										215	A	Louisiana Tech	0	1
										236	H	Jackson St.	2	1
										236	H	Jackson St.	1	1
										239	A	Mississippi St.	0	3
										247	A	Troy	0	1
										254	H	Southern Miss.	0	1
										274	A	Alabama A&M	2	2
										296	A	Grambling	3	0
										296	H	Grambling	2	0
										301	H	Centenary (La.)	0	2
										305	A	Ark.-Pine Bluff	2	1
										313	H	Southern U.	4	2
										314	H	Texas Southern	5	0
										314	H	Texas Southern	1	0
										315	H	Prairie View	1	0
										317	A	Alabama St.	9	0
										318	H	Alcorn St.	3	1
LAST 10 GAMES														
					236	H	Jackson St.	2	1	6	N	Florida St.	0	7
					296	H	Grambling	2	0	296	A	Grambling	3	0
					314	H	Texas Southern	5	0	305	A	Ark.-Pine Bluff	2	1
					274	A	Alabama A&M	2	2	315	H	Prairie View	1	0
					317	A	Alabama St.	9	0	314	H	Texas Southern	1	0

Non-Div. I Games:

Delta St.

1

2

Mississippi Val.

Average RPI Win: 276		WON-LOST	WINNING	LAST 10	STRENGTH OF		OPP. STRENGTH	TEAM	ADJ	CONF.	ADJ CONF.
Average RPI Loss: 186		RECORD	PCT. RANK	GAMES	SCHEDULE		OF SCHEDULE	RPI	RPI	RPI	RPI
DIV. I ONLY		6-11-3	.375	221	2-5-3		262	257	261	.40757	265
DIV. I NON-CONF.		2-6-0	.25	262	0-0-0		312	298	308	.31745	308
TOTALS		RPI 1-25	RPI 26-50		W-L RECORDS		RPI 51-100		RPI 101-150		RPI 150+
6-11-3	0-0-0	0-1-1		OVERALL		0-2-1		0-0-0		6-8-1	
3-2-3	0-0-0	0-0-1		HOME		0-0-1		0-0-0		3-2-1	
2-9-0	0-0-0	0-1-0		AWAY		0-2-0		0-0-0		2-6-0	
1-0-0	0-0-0	0-0-0		NEUTRAL		0-0-0		0-0-0		1-0-0	
2-6-0	0-0-0	0-1-0		NON-CONFERENCE		0-0-0		0-0-0		2-5-0	
1-2-0	0-0-0	0-0-0		HOME		0-0-0		0-0-0		1-2-0	
0-4-0	0-0-0	0-0-		AWAY		0-0-0		0-0-0		0-3-0	
1-0-0	0-0-0	0-0-0		NEUTRAL		0-0-0		0-0-0		1-0-0	
4-5-3	0-0-0	0-0-1		CONFERENCE		0-2-1		0-0-0		4-3-1	
2-0-3	0-0-0	0-0-1		HOME		0-0-1		0-0-0		2-0-1	
2-5-0	0-0-0	0-0-0		AWAY		0-2-0		0-0-0		2-3-0	
0-0-0	0-0-0	0-0-0		NEUTRAL		0-0-0		0-0-0		0-0-0	
RPI S	Opponent	Score		RPI S	Opponent	Score		RPI S	Opponent	Score	
				36 H	Denver	1 1		54 A	Western Ky.	0 3	
				44 A	LSU	0 2		93 A	North Texas	1 2	
								93 H	North Texas	3 3	
								175 A	Middle Tenn.	0 4	
								180 A	Fla. Atlantic	0 2	
								212 H	UALR	2 1	
								221 A	Sam Houston St.	0 3	
								223 A	FIU	1 4	
								239 H	Mississippi St.	0 1	
								247 H	Troy	0 0	
								254 H	Southern Miss.	1 2	
								260 A	La.-Lafayette	3 2	
								276 A	La.-Monroe	4 1	
								281 A	Jacksonville St.	2 3	
								282 A	Lamar	1 2	
								283 H	Arkansas St.	3 2	
								311 H	Nicholls St.	3 1	
								311 N	Nicholls St.	7 0	
LAST 10 GAMES											
				247 H	Troy	0 0		93 A	North Texas	1 2	
				260 A	La.-Lafayette	3 2		36 H	Denver	1 1	
				276 A	La.-Monroe	4 1		93 H	North Texas	3 3	
				180 A	Fla. Atlantic	0 2		175 A	Middle Tenn.	0 4	
				223 A	FIU	1 4		54 A	Western Ky.	0 3	

Non-Div. I Games:

South Ala.

Average RPI Win: 259		WON-LOST RECORD		WINNING PCT. RANK		LAST 10 GAMES		STRENGTH OF SCHEDULE		OPP. STRENGTH OF SCHEDULE		TEAM RPI		ADJ RPI		CONF. RPI		ADJ CONF. RPI	
DIV. I ONLY		4-14-1		.23684 285		3-6-1		147		244		264		.4067 266		22		22	
DIV. I NON-CONF.		2-10-0		.16667 286		1-2-0		122		215		263		.40544 266		21		21	
TOTALS		RPI 1-25		RPI 26-50		W-L RECORDS		RPI 51-100		RPI 101-150		RPI 150+							
4-14-1		0-0-0		0-1-0		OVERALL		0-2-0		0-5-0		4-6-1							
2-7-1		0-0-0		0-1-0		HOME		0-0-0		0-3-0		2-3-1							
2-7-0		0-0-0		0-0-0		AWAY		0-2-0		0-2-0		2-3-0							
0-0-0		0-0-0		0-0-0		NEUTRAL		0-0-0		0-0-0		0-0-0							
2-10-0		0-0-0		0-1-0		NON-CONFERENCE		0-2-0		0-2-0		2-5-0							
1-5-0		0-0-0		0-1-0		HOME		0-0-0		0-1-0		1-3-0							
1-5-0		0-0-0		0-0-		AWAY		0-2-0		0-1-0		1-2-0							
0-0-0		0-0-0		0-0-0		NEUTRAL		0-0-0		0-0-0		0-0-0							
2-4-1		0-0-0		0-0-0		CONFERENCE		0-0-0		0-3-0		2-1-1							
1-2-1		0-0-0		0-0-0		HOME		0-0-0		0-2-0		1-0-1							
1-2-0		0-0-0		0-0-0		AWAY		0-0-0		0-1-0		1-1-0							
0-0-0		0-0-0		0-0-0		NEUTRAL		0-0-0		0-0-0		0-0-0							
RPI	S	Opponent		Score	RPI	S	Opponent		Score	RPI	S	Opponent		Score					
					34	H	Harvard	1	2	68	A	Fairfield	1	2					
										74	A	Brown	1	4					
									</										

Non-Div. I Games:

Holy Cross

Average RPI Win:	263	WON-LOST RECORD	WINNING PCT. RANK	LAST 10 GAMES	STRENGTH OF SCHEDULE	OPP. STRENGTH OF SCHEDULE	TEAM RPI	ADJ RPI	CONF. RPI	ADJ CONF. RPI	
Average RPI Loss:	149										
DIV. I ONLY	5-11-4	.35	236	3-6-1	283	163	269	.40503	267	23	23
DIV. I NON-CONF.	3-6-3	.375	216	1-1-0	276	109	259	.41323	259	20	20
<hr/>											
TOTALS	RPI 1-25	RPI 26-50		W-L RECORDS	RPI 51-100		RPI 101-150		RPI 150+		
5-11-4	0-0-0	0-1-0		OVERALL	0-1-0		0-3-2		5-6-2		
2-4-3	0-0-0	0-1-0		HOME	0-1-0		0-1-1		2-1-2		
3-6-1	0-0-0	0-0-0		AWAY	0-0-0		0-2-1		3-4-0		
0-1-0	0-0-0	0-0-0		NEUTRAL	0-0-0		0-0-0		0-1-0		
<hr/>											
3-6-3	0-0-0	0-1-0		NON-CONFERENCE	0-1-0		0-2-2		3-2-1		
2-2-2	0-0-0	0-1-0		HOME	0-1-0		0-0-1		2-0-1		
1-4-1	0-0-0	0-0-		AWAY	0-0-0		0-2-1		1-2-0		
0-0-0	0-0-0	0-0-0		NEUTRAL	0-0-0		0-0-0		0-0-0		
<hr/>											
2-5-1	0-0-0	0-0-0		CONFERENCE	0-0-0		0-1-0		2-4-1		
0-2-1	0-0-0	0-0-0		HOME	0-0-0		0-1-0		0-1-1		
2-2-0	0-0-0	0-0-0		AWAY	0-0-0		0-0-0		2-2-0		
0-1-0	0-0-0	0-0-0		NEUTRAL	0-0-0		0-0-0		0-1-0		
<hr/>											
RPI S	Opponent	Score	RPI S	Opponent	Score	RPI S	Opponent	Score	RPI S	Opponent	Score
			45 H	California	1 3	96 H	Santa Clara	0 3	111 H	Utah St.	2 3
									127 A	San Diego St.	0 3
									144 A	UC Davis	0 0
									146 H	Seattle	0 0
									150 A	UC Riverside	0 4
									155 H	Fresno St.	0 1
									157 A	St. Mary's (Cal.)	0 1
									165 A	Hawaii	1 2
									206 A	Boise St.	1 2
									206 N	Boise St.	1 2
									215 H	Louisiana Tech	1 1
									224 H	Miami (Ohio)	0 0
									225 A	San Francisco	1 2
									234 H	Sacramento St.	1 0
									252 A	Air Force	3 1
									256 H	Cal St. Bakersfield	3 0
									270 A	Nevada	1 0
									304 A	Idaho	1 0
<hr/>											
			LAST 10 GAMES								
			206 A	Boise St.	1 2	206 N	Boise St.	1 2			
			304 A	Idaho	1 0	256 H	Cal St. Bakersfield	3 0			
			111 H	Utah St.	2 3	270 A	Nevada	1 0			
			215 H	Louisiana Tech	1 1	155 H	Fresno St.	0 1			
			165 A	Hawaii	1 2	157 A	St. Mary's (Cal.)	0 1			

Non-Div. I Games:

San Jose St.

Average RPI Win:	262	WON-LOST RECORD	WINNING PCT. RANK	LAST 10 GAMES	STRENGTH OF SCHEDULE	OPP. STRENGTH OF SCHEDULE	TEAM RPI	ADJ RPI	CONF. RPI	ADJ CONF. RPI							
DIV. I ONLY		6-12-0	.33333 244	2-8-0	250	280	268	.4035 268	26	26							
DIV. I NON-CONF.		4-5-0	.44444 191	0-1-0	242	248	227	.43788 229	28	28							
<hr/>																	
TOTALS	RPI 1-25	RPI 26-50		W-L RECORDS	RPI 51-100		RPI 101-150		RPI 150+								
6-12-0	0-0-0	0-0-0		OVERALL	1-1-0		0-4-0		5-7-0								
2-7-0	0-0-0	0-0-0		HOME	0-1-0		0-2-0		2-4-0								
3-5-0	0-0-0	0-0-0		AWAY	1-0-0		0-2-0		2-3-0								
1-0-0	0-0-0	0-0-0		NEUTRAL	0-0-0		0-0-0		1-0-0								
<hr/>																	
4-5-0	0-0-0	0-0-0		NON-CONFERENCE	1-0-0		0-2-0		3-3-0								
1-3-0	0-0-0	0-0-0		HOME	0-0-0		0-1-0		1-2-0								
2-2-0	0-0-0	0-0-		AWAY	1-0-0		0-1-0		1-1-0								
1-0-0	0-0-0	0-0-0		NEUTRAL	0-0-0		0-0-0		1-0-0								
<hr/>																	
2-7-0	0-0-0	0-0-0		CONFERENCE	0-1-0		0-2-0		2-4-0								
1-4-0	0-0-0	0-0-0		HOME	0-1-0		0-1-0		1-2-0								
1-3-0	0-0-0	0-0-0		AWAY	0-0-0		0-1-0		1-2-0								
0-0-0	0-0-0	0-0-0		NEUTRAL	0-0-0		0-0-0		0-0-0								
<hr/>																	
RPI S	Opponent	Score	RPI S	Opponent	Score	RPI S	Opponent	Score	RPI S	Opponent	Score						
						78 A	UNLV	2 1	102 H	Central Conn. St.	0 1						
						86 H	Long Island	1 2	107 H	Penn	0 3						
						137 A	Bucknell	0 1									
						148 A	Monmouth	0 2									
						166 H	Duquesne	1 3									
						182 A	Niagara	1 2									
						192 H	St. Francis (Pa.)	0 1									
						194 H	Cleveland St.	1 2									
						227 H	Quinnipiac	3 4									
						238 A	Fairleigh Dickinson	1 3									
						289 H	Youngstown St.	2 0									
						292 A	Sacred Heart	1 2									
						295 H	Wagner	2 1									
						299 A	Howard	1 0									
						304 N	Idaho	2 1									
						306 A	Mt. St. Mary's	4 3									
						<hr/>											
						LAST 10 GAMES											
						292 A	Sacred Heart	1 2	238 A	Fairleigh Dickinson	1 3						
						86 H	Long Island	1 2	192 H	St. Francis (Pa.)	0 1						
295 H	Wagner	2 1	102 H	Central Conn. St.	0 1												
148 A	Monmouth	0 2	227 H	Quinnipiac	3 4												
306 A	Mt. St. Mary's	4 3	182 A	Niagara	1 2												

Non-Div. I Games:

Robert Morris

Average RPI Win: 290		WON-LOST RECORD		WINNING PCT. RANK		LAST 10 GAMES		STRENGTH OF SCHEDULE		OPP. STRENGTH OF SCHEDULE		TEAM RPI		ADJ RPI		CONF. RPI		ADJ CONF. RPI	
DIV. I ONLY		6-8-2		.4375 194		4-5-0		307		249		272		.40343 269		29		29	
DIV. I NON-CONF.		2-4-2		.375 216		0-2-0		290		198		274		.39551 273		27		27	
TOTALS		RPI 1-25		RPI 26-50		W-L RECORDS		RPI 51-100		RPI 101-150		RPI 150+							
6-8-2		0-0-0		0-0-0		OVERALL		0-1-0		0-2-0		6-5-2							
5-1-1		0-0-0		0-0-0		HOME		0-0-0		0-1-0		5-0-1							
1-7-1		0-0-0		0-0-0		AWAY		0-1-0		0-1-0		1-5-1							
0-0-0		0-0-0		0-0-0		NEUTRAL		0-0-0		0-0-0		0-0-0							
2-4-2		0-0-0		0-0-0		NON-CONFERENCE		0-0-0		0-2-0		2-2-2							
1-1-1		0-0-0		0-0-0		HOME		0-0-0		0-1-0		1-0-1							
1-3-1		0-0-0		0-0-		AWAY		0-0-0		0-1-0		1-2-1							
0-0-0		0-0-0		0-0-0		NEUTRAL		0-0-0		0-0-0		0-0-0							
4-4-0		0-0-0		0-0-0		CONFERENCE		0-1-0		0-0-0		4-3-0							
4-0-0		0-0-0		0-0-0		HOME		0-0-0		0-0-0		4-0-0							
0-4-0		0-0-0		0-0-0		AWAY		0-1-0		0-0-0		0-3-0							
0-0-0		0-0-0		0-0-0		NEUTRAL		0-0-0		0-0-0		0-0-0							
RPI S	Opponent	Score		RPI S	Opponent	Score		RPI S	Opponent	Score		RPI S	Opponent	Score					
								85 A	South Dakota St.	0	3	116 H	Creighton	0	2				
												126 A	Iowa	0	1				
												163 A	IUPUI	2	4				
												169 H	Northern Ill.	1	1				
												174 A	Illinois St.	1	1				
												199 A	Oakland	0	4				
												214 A	DePaul	1	3				
												217 A	Drake	0	1				
												251 H	Oral Roberts	3	1				
												262 A	Southern Utah	2	3				
												287 H	North Dakota St.	3	2				
												294 H	Eastern Ill.	2	0				
												300 A	UNI	3	0				
												301 H	Centenary (La.)	4	0				
												308 H	IPFW	3	0				
LAST 10 GAMES																			
								251 H	Oral Roberts	3	1	287 H	North Dakota St.	3	2				
								301 H	Centenary (La.)	4	0	308 H	IPFW	3	0				
								163 A	IUPUI	2	4	217 A	Drake	0	1				
								199 A	Oakland	0	4	85 A	South Dakota St.	0	3				
								116 H	Creighton	0	2	262 A	Southern Utah	2	3				

Non-Div. I Games: Grand View 2 1 St. Ambrose 7 1

Western Ill.

Average RPI Win: 211		WON-LOST	WINNING	LAST 10	STRENGTH OF	OPP. STRENGTH	TEAM	ADJ	CONF.	ADJ CONF.			
Average RPI Loss: 145		RECORD	PCT. RANK	GAMES	SCHEDULE	OF SCHEDULE	RPI	RPI	RPI	RPI			
DIV. I ONLY		3-14-3	.225	287	3-6-1	173	198	267	.4025	270	23	23	
DIV. I NON-CONF.		0-9-2	.09091	303	0-1-0	148	140	279	.38411	278	20	20	
<hr/>													
TOTALS		RPI 1-25	RPI 26-50		W-L RECORDS	RPI 51-100		RPI 101-150		RPI 150+			
3-14-3	0-1-0		0-0-0	OVERALL		0-3-0		0-3-0		3-7-3			
3-8-0	0-1-0		0-0-0	HOME		0-1-0		0-1-0		3-5-0			
0-5-3	0-0-0		0-0-0	AWAY		0-2-0		0-1-0		0-2-3			
0-1-0	0-0-0		0-0-0	NEUTRAL		0-0-0		0-1-0		0-0-0			
<hr/>													
0-9-2	0-1-0		0-0-0	NON-CONFERENCE		0-3-0		0-2-0		0-3-2			
0-5-0	0-1-0		0-0-0	HOME		0-1-0		0-1-0		0-2-0			
0-3-2	0-0-0		0-0-	AWAY		0-2-0		0-0-0		0-1-2			
0-1-0	0-0-0		0-0-0	NEUTRAL		0-0-0		0-1-0		0-0-0			
<hr/>													
3-5-1	0-0-0		0-0-0	CONFERENCE		0-0-0		0-1-0		3-4-1			
3-3-0	0-0-0		0-0-0	HOME		0-0-0		0-0-0		3-3-0			
0-2-1	0-0-0		0-0-0	AWAY		0-0-0		0-1-0		0-1-1			
0-0-0	0-0-0		0-0-0	NEUTRAL		0-0-0		0-0-0		0-0-0			
<hr/>													
RPI	S	Opponent	Score	RPI	S	Opponent	Score	RPI	S	Opponent	Score		
17	H	Minnesota	1 2					62	H	UC Santa Barbara	0 4		
								78	A	UNLV	1 5		
								95	A	Wisconsin	0 4		
										111	A	Utah St.	3 4
										115	N	Pacific	0 1
										144	H	UC Davis	1 2
										155	A	Fresno St.	0 2
										155	H	Fresno St.	0 2
										157	H	St. Mary's (Cal.)	1 2
										165	H	Hawaii	1 0
										165	H	Hawaii	2 1
										201	A	Green Bay	0 0
										206	H	Boise St.	0 2
										215	A	Louisiana Tech	2 2
										225	A	San Francisco	0 0
										228	H	Portland St.	1 2
										234	A	Sacramento St.	0 2
										267	H	San Jose St.	0 1
										304	H	Idaho	2 0
				LAST 10 GAMES									
				165	H	Hawaii	2 1	155	H	Fresno St.	0 2		
				155	A	Fresno St.	0 2	111	A	Utah St.	3 4		
				206	H	Boise St.	0 2	267	H	San Jose St.	0 1		
				304	H	Idaho	2 0	165	H	Hawaii	1 0		
				215	A	Louisiana Tech	2 2	157	H	St. Mary's (Cal.)	1 2		

Non-Div. I Games:

Nevada

Average RPI Win: 227		WON-LOST	WINNING	LAST 10	STRENGTH OF		OPP. STRENGTH	TEAM	ADJ		CONF.	ADJ CONF.			
Average RPI Loss: 158		RECORD	PCT. RANK	GAMES	SCHEDULE		OF SCHEDULE	RPI	RPI		RPI	RPI			
DIV. I ONLY		4-11-3	.30556	258	2-7-1		251	231	271		.40077	271	28	28	
DIV. I NON-CONF.		2-7-2	.27273	258	0-3-0		171	199	252		.4182	254	22	22	
TOTALS		RPI 1-25	RPI 26-50		W-L RECORDS		RPI 51-100		RPI 101-150		RPI 150+				
4-11-3		0-1-0	0-1-0		OVERALL		1-1-0		0-2-0		3-6-3				
3-3-0		0-0-0	0-0-0		HOME		0-0-0		0-1-0		3-2-0				
1-6-1		0-0-0	0-1-0		AWAY		1-0-0		0-1-0		0-4-1				
0-2-2		0-1-0	0-0-0		NEUTRAL		0-1-0		0-0-0		0-0-2				
2-7-2		0-1-0	0-1-0		NON-CONFERENCE		1-1-0		0-1-0		1-3-2				
1-1-0		0-0-0	0-0-0		HOME		0-0-0		0-0-0		1-1-0				
1-4-0		0-0-0	0-0-		AWAY		1-0-0		0-1-0		0-2-0				
0-2-2		0-1-0	0-0-0		NEUTRAL		0-1-0		0-0-0		0-0-2				
2-4-1		0-0-0	0-0-0		CONFERENCE		0-0-0		0-1-0		2-3-1				
2-2-0		0-0-0	0-0-0		HOME		0-0-0		0-1-0		2-1-0				
0-2-1		0-0-0	0-0-0		AWAY		0-0-0		0-0-0		0-2-1				
0-0-0		0-0-0	0-0-0		NEUTRAL		0-0-0		0-0-0		0-0-0				
RPI S	Opponent	Score		RPI S	Opponent	Score		RPI S	Opponent	Score		RPI S	Opponent	Score	
18 N	Missouri	0	3	42 A	Washington St.	1	3	85 A	South Dakota St.	2	1	128 H	Northern Ariz.	0	1
								100 N	Texas St.	0	2	146 A	Seattle	0	2
												177 A	Gonzaga	1	2
												205 H	Weber St.	1	2
												206 A	Boise St.	0	4
												228 A	Portland St.	1	4
												233 H	Montana	3	2
												234 A	Sacramento St.	0	2
												256 H	Cal St. Bakersfield	2	3
												260 N	La.-Lafayette	1	1
												275 A	Idaho St.	1	1
												284 H	Northern Colo.	1	0
												287 N	North Dakota St.	1	1
												304 H	Idaho	1	0
				LAST 10 GAMES											
				284 H	Northern Colo.	1	0	233 H	Montana	3	2				
				128 H	Northern Ariz.	0	1	275 A	Idaho St.	1	1				
				228 A	Portland St.	1	4	146 A	Seattle	0	2				
				234 A	Sacramento St.	0	2	42 A	Washington St.	1	3				
				205 H	Weber St.	1	2	177 A	Gonzaga	1	2				

Non-Div. I Games:

Eastern Wash.

Average RPI Win: 274		WON-LOST	WINNING	LAST 10	STRENGTH OF		OPP. STRENGTH	TEAM	ADJ		CONF.	ADJ CONF.	
Average RPI Loss: 148		RECORD	PCT. RANK	GAMES	SCHEDULE		OF SCHEDULE	RPI	RPI		RPI	RPI	
DIV. I ONLY		5-14-0	.26316	277	3-7-0		210	241	270	.40044	272	21	21
DIV. I NON-CONF.		2-8-0	.2	279	0-1-0		205	209	276	.38652	276	26	26
TOTALS		RPI 1-25	RPI 26-50		W-L RECORDS		RPI 51-100		RPI 101-150		RPI 150+		
5-14-0	0-0-0	0-0-0		OVERALL		0-4-0		0-4-0		5-6-0			
1-9-0	0-0-0	0-0-0		HOME		0-2-0		0-4-0		1-3-0			
3-5-0	0-0-0	0-0-0		AWAY		0-2-0		0-0-0		3-3-0			
1-0-0	0-0-0	0-0-0		NEUTRAL		0-0-0		0-0-0		1-0-0			
2-8-0	0-0-0	0-0-0		NON-CONFERENCE		0-2-0		0-3-0		2-3-0			
0-5-0	0-0-0	0-0-0		HOME		0-0-0		0-3-0		0-2-0			
1-3-0	0-0-0	0-0-		AWAY		0-2-0		0-0-0		1-1-0			
1-0-0	0-0-0	0-0-0		NEUTRAL		0-0-0		0-0-0		1-0-0			
3-6-0	0-0-0	0-0-0		CONFERENCE		0-2-0		0-1-0		3-3-0			
1-4-0	0-0-0	0-0-0		HOME		0-2-0		0-1-0		1-1-0			
2-2-0	0-0-0	0-0-0		AWAY		0-0-0		0-0-0		2-2-0			
0-0-0	0-0-0	0-0-0		NEUTRAL		0-0-0		0-0-0		0-0-0			
RPI S	Opponent	Score	RPI S	Opponent	Score	RPI S	Opponent	Score	RPI S	Opponent	Score		
						60 A	Columbia	1 6	114 H	Siena	1 2		
						68 H	Fairfield	0 1	137 H	Bucknell	0 2		
						91 A	Fordham	1 2	138 H	Army	1 2		
						94 H	Loyola (Md.)	0 2	145 H	St. Joseph's	1 2		
									160 H	Seton Hall	1 2		
									164 A	Canisius	0 3		
									182 A	Niagara	0 3		
									202 A	Manhattan	2 0		
									211 A	Colgate	0 1		
									230 H	Lehigh	0 1		
									248 N	Temple	1 0		
									278 H	Iona	1 2		
									302 H	Rider	3 2		
									309 A	Lafayette	2 0		
									310 A	St. Peter's	2 1		
LAST 10 GAMES													
						94 H	Loyola (Md.)	0 2	302 H	Rider	3 2		
						310 A	St. Peter's	2 1	60 A	Columbia	1 6		
						202 A	Manhattan	2 0	114 H	Siena	1 2		
						278 H	Iona	1 2	182 A	Niagara	0 3		
						68 H	Fairfield	0 1	164 A	Canisius	0 3		

Non-Div. I Games:

Marist

Average RPI Win: 268		WON-LOST	WINNING	LAST 10	STRENGTH OF		OPP. STRENGTH	TEAM	ADJ		CONF.	ADJ CONF.
Average RPI Loss: 150		RECORD	PCT. RANK	GAMES	SCHEDULE		OF SCHEDULE	RPI	RPI		RPI	RPI
DIV. I ONLY		5-14-1	.275	273	239		205	273	.39885		273	16
DIV. I NON-CONF.		3-5-1	.38889	211	266		244	262	.40946		262	15
TOTALS		RPI 1-25	RPI 26-50		W-L RECORDS		RPI 51-100		RPI 101-150		RPI 150+	
5-14-1	0-0-0	0-1-0		OVERALL		0-4-0		0-3-0		5-6-1		
3-5-1	0-0-0	0-1-0		HOME		0-1-0		0-1-0		3-2-1		
2-8-0	0-0-0	0-0-0		AWAY		0-3-0		0-2-0		2-3-0		
0-1-0	0-0-0	0-0-0		NEUTRAL		0-0-0		0-0-0		0-1-0		
3-5-1	0-0-0	0-0-0		NON-CONFERENCE		0-1-0		0-1-0		3-3-1		
1-2-1	0-0-0	0-0-0		HOME		0-1-0		0-0-0		1-1-1		
2-2-0	0-0-0	0-0-		AWAY		0-0-0		0-1-0		2-1-0		
0-1-0	0-0-0	0-0-0		NEUTRAL		0-0-0		0-0-0		0-1-0		
2-9-0	0-0-0	0-1-0		CONFERENCE		0-3-0		0-2-0		2-3-0		
2-3-0	0-0-0	0-1-0		HOME		0-0-0		0-1-0		2-1-0		
0-6-0	0-0-0	0-0-0		AWAY		0-3-0		0-1-0		0-2-0		
0-0-0	0-0-0	0-0-0		NEUTRAL		0-0-0		0-0-0		0-0-0		
RPI S	Opponent	Score	RPI S	Opponent	Score	RPI S	Opponent	Score	RPI S	Opponent	Score	
			43 H	UNC Greensboro	1 4	73 H	Tennessee	0 5	109 A	Alabama	0 5	
						81 A	Western Caro.	0 2	110 A	Samford	2 4	
						84 A	Davidson	0 5	113 H	Col. of Charleston	0 2	
						88 A	Furman	0 2	176 H	Elon	2 1	
									187 N	Jacksonville	0 3	
									188 H	High Point	0 0	
									218 H	Eastern Ky.	0 2	
									220 A	Appalachian St.	1 2	
									240 H	Wofford	2 4	
									250 A	Ga. Southern	2 3	
									281 A	Jacksonville St.	1 4	
									286 H	Tennessee Tech	1 0	
									290 A	Austin Peay	1 0	
									291 A	Lipscomb	3 1	
									298 H	Citadel	2 0	
LAST 10 GAMES												
			220 A	Appalachian St.	1 2		110 A	Samford	2 4			
			81 A	Western Caro.	0 2		240 H	Wofford	2 4			
			113 H	Col. of Charleston	0 2		84 A	Davidson	0 5			
			298 H	Citadel	2 0		250 A	Ga. Southern	2 3			
			88 A	Furman	0 2		176 H	Elon	2 1			

Non-Div. I Games:

Chattanooga

Average RPI Win:	297	WON-LOST RECORD	WINNING PCT. RANK	LAST 10 GAMES	STRENGTH OF SCHEDULE	OPP. STRENGTH OF SCHEDULE	TEAM RPI	ADJ RPI	CONF. RPI	ADJ CONF. RPI	
Average RPI Loss:	199										
DIV. I ONLY	7-10-2	.42105	199	5-3-2	291	309	275	.39532	274	32	32
DIV. I NON-CONF.	3-7-1	.31818	239	1-0-1	156	283	237	.42677	242	32	32
<hr/>											
TOTALS	RPI 1-25	RPI 26-50		W-L RECORDS	RPI 51-100		RPI 101-150		RPI 150+		
7-10-2	0-0-0	0-0-0		OVERALL	0-1-0		0-2-0		7-7-2		
3-2-2	0-0-0	0-0-0		HOME	0-0-0		0-1-0		3-1-2		
2-4-0	0-0-0	0-0-0		AWAY	0-1-0		0-0-0		2-3-0		
2-4-0	0-0-0	0-0-0		NEUTRAL	0-0-0		0-1-0		2-3-0		
3-7-1	0-0-0	0-0-0		NON-CONFERENCE	0-1-0		0-2-0		3-4-1		
1-2-1	0-0-0	0-0-0		HOME	0-0-0		0-1-0		1-1-1		
1-2-0	0-0-0	0-0-		AWAY	0-1-0		0-0-0		1-1-0		
1-3-0	0-0-0	0-0-0		NEUTRAL	0-0-0		0-1-0		1-2-0		
4-3-1	0-0-0	0-0-0		CONFERENCE	0-0-0		0-0-0		4-3-1		
2-0-1	0-0-0	0-0-0		HOME	0-0-0		0-0-0		2-0-1		
1-2-0	0-0-0	0-0-0		AWAY	0-0-0		0-0-0		1-2-0		
1-1-0	0-0-0	0-0-0		NEUTRAL	0-0-0		0-0-0		1-1-0		
RPI	S	Opponent	Score	RPI	S	Opponent	Score	RPI	S	Opponent	Score

Non-Div. I Games:

Alabama A&M

Average RPI Win: 199		WON-LOST	WINNING	LAST 10	STRENGTH OF		OPP. STRENGTH	TEAM	ADJ	CONF.	ADJ CONF.
Average RPI Loss: 162		RECORD	PCT. RANK	GAMES	SCHEDULE		OF SCHEDULE	RPI	RPI	RPI	RPI
DIV. I ONLY		3-12-4	.26316	277	1-7-2		234	204	274	.39477	275
DIV. I NON-CONF.		2-7-3	.29167	251	0-2-1		151	153	230	.43367	232
TOTALS		RPI 1-25	RPI 26-50		W-L RECORDS		RPI 51-100		RPI 101-150		RPI 150+
3-12-4		0-2-0	0-0-0		OVERALL		0-1-0		1-3-0		2-6-4
2-2-3		0-0-0	0-0-0		HOME		0-0-0		1-1-0		1-1-3
1-9-1		0-2-0	0-0-0		AWAY		0-1-0		0-2-0		1-4-1
0-1-0		0-0-0	0-0-0		NEUTRAL		0-0-0		0-0-0		0-1-0
2-7-3		0-2-0	0-0-0		NON-CONFERENCE		0-1-0		1-2-0		1-2-3
1-1-2		0-0-0	0-0-0		HOME		0-0-0		1-1-0		0-0-2
1-5-1		0-2-0	0-0-		AWAY		0-1-0		0-1-0		1-1-1
0-1-0		0-0-0	0-0-0		NEUTRAL		0-0-0		0-0-0		0-1-0
1-5-1		0-0-0	0-0-0		CONFERENCE		0-0-0		0-1-0		1-4-1
1-1-1		0-0-0	0-0-0		HOME		0-0-0		0-0-0		1-1-1
0-4-0		0-0-0	0-0-0		AWAY		0-0-0		0-1-0		0-3-0
0-0-0		0-0-0	0-0-0		NEUTRAL		0-0-0		0-0-0		0-0-0
RPI S	Opponent	Score		RPI S	Opponent	Score		RPI S	Opponent	Score	
15 A	BYU	0	2					64 A	Colorado Col.	1	2
23 A	San Diego	0	6					111 H	Utah St.	2	1
								112 A	Pepperdine	0	6
								128 A	Northern Ariz.	0	1
								144 H	UC Davis	1	2
								177 H	Gonzaga	0	0
								205 A	Weber St.	0	2
								206 N	Boise St.	1	2
								207 H	Wyoming	1	1
								228 H	Portland St.	0	1
								233 A	Montana	0	2
								234 H	Sacramento St.	3	1
								235 A	Utah Valley	0	0
								252 A	Air Force	1	0
								271 H	Eastern Wash.	1	1
								284 A	Northern Colo.	2	6
								304 A	Idaho	0	2
LAST 10 GAMES											
				228 H	Portland St.	0	1	205 A	Weber St.	0	2
				234 H	Sacramento St.	3	1	271 H	Eastern Wash.	1	1
				128 A	Northern Ariz.	0	1	177 H	Gonzaga	0	0
				284 A	Northern Colo.	2	6	23 A	San Diego	0	6
				233 A	Montana	0	2	112 A	Pepperdine	0	6

Non-Div. I Games:

Idaho St.

Average RPI Win: 243		WON-LOST	WINNING	LAST 10	STRENGTH OF		OPP. STRENGTH	TEAM	ADJ		CONF.	ADJ CONF.	
Average RPI Loss: 173		RECORD	PCT. RANK	GAMES	SCHEDULE		OF SCHEDULE	RPI	RPI		RPI	RPI	
DIV. I ONLY		4-13-1	.25	280	1-8-1		211	248	276	.39458	276	17	17
DIV. I NON-CONF.		3-4-0	.42857	198	0-0-0		219	293	228	.44008	224	19	19
TOTALS		RPI 1-25	RPI 26-50		W-L RECORDS		RPI 51-100		RPI 101-150		RPI 150+		
4-13-1	0-0-0	0-1-0		OVERALL		1-2-0		0-1-0		3-9-1			
2-5-0	0-0-0	0-1-0		HOME		1-0-0		0-0-0		1-4-0			
1-5-1	0-0-0	0-0-0		AWAY		0-1-0		0-1-0		1-3-1			
1-3-0	0-0-0	0-0-0		NEUTRAL		0-1-0		0-0-0		1-2-0			
3-4-0	0-0-0	0-0-0		NON-CONFERENCE		0-1-0		0-1-0		3-2-0			
1-0-0	0-0-0	0-0-0		HOME		0-0-0		0-0-0		1-0-0			
1-1-0	0-0-0	0-0-		AWAY		0-0-0		0-1-0		1-0-0			
1-3-0	0-0-0	0-0-0		NEUTRAL		0-1-0		0-0-0		1-2-0			
1-9-1	0-0-0	0-1-0		CONFERENCE		1-1-0		0-0-0		0-7-1			
1-5-0	0-0-0	0-1-0		HOME		1-0-0		0-0-0		0-4-0			
0-4-1	0-0-0	0-0-0		AWAY		0-1-0		0-0-0		0-3-1			
0-0-0	0-0-0	0-0-0		NEUTRAL		0-0-0		0-0-0		0-0-0			
RPI S	Opponent	Score	RPI S	Opponent	Score	RPI S	Opponent	Score	RPI S	Opponent	Score		
			36 H	Denver	1 2	54 A	Western Ky.	0 3	128 A	Northern Ariz.	2 5		
						90 N	Belmont	2 3	175 A	Middle Tenn.	0 3		
						93 H	North Texas	3 2	179 N	Murray St.	0 3		
									180 H	Fla. Atlantic	3 4		
									206 N	Boise St.	0 3		
									212 A	UALR	0 2		
									223 H	FIU	1 2		
									247 H	Troy	0 2		
									260 A	La.-Lafayette	2 5		
									265 H	South Ala.	1 4		
									282 N	Lamar	5 0		
									283 A	Arkansas St.	1 1		
									297 H	Central Ark.	3 1		
									301 A	Centenary (La.)	3 0		
LAST 10 GAMES													
			265 H	South Ala.	1 4	260 A	La.-Lafayette	2 5					
			247 H	Troy	0 2	223 H	FIU	1 2					
			54 A	Western Ky.	0 3	212 A	UALR	0 2					
			175 A	Middle Tenn.	0 3	283 A	Arkansas St.	1 1					
			180 H	Fla. Atlantic	3 4	93 H	North Texas	3 2					

Non-Div. I Games:

La.-Monroe

Average RPI Win:	250	WON-LOST RECORD	WINNING PCT. RANK	LAST 10 GAMES	STRENGTH OF SCHEDULE	OPP. STRENGTH OF SCHEDULE	TEAM RPI	ADJ RPI	CONF. RPI	ADJ CONF. RPI	
DIV. I ONLY		4-13-1	.25 280	3-6-1	233	233	281	.39297 277	27	27	
DIV. I NON-CONF.		2-8-0	.2 279	1-1-0	162	189	268	.40478 268	24	23	
<hr/>											
TOTALS	RPI 1-25	RPI 26-50		W-L RECORDS	RPI 51-100		RPI 101-150		RPI 150+		
4-13-1	0-0-0	0-1-0		OVERALL	0-2-0		1-4-0		3-6-1		
2-6-0	0-0-0	0-1-0		HOME	0-1-0		1-1-0		1-3-0		
1-6-1	0-0-0	0-0-0		AWAY	0-0-0		0-3-0		1-3-1		
1-1-0	0-0-0	0-0-0		NEUTRAL	0-1-0		0-0-0		1-0-0		
2-8-0	0-0-0	0-0-0		NON-CONFERENCE	0-2-0		1-3-0		1-3-0		
1-3-0	0-0-0	0-0-0		HOME	0-1-0		1-1-0		0-1-0		
0-4-0	0-0-0	0-0-		AWAY	0-0-0		0-2-0		0-2-0		
1-1-0	0-0-0	0-0-0		NEUTRAL	0-1-0		0-0-0		1-0-0		
2-5-1	0-0-0	0-1-0		CONFERENCE	0-0-0		0-1-0		2-3-1		
1-3-0	0-0-0	0-1-0		HOME	0-0-0		0-0-0		1-2-0		
1-2-1	0-0-0	0-0-0		AWAY	0-0-0		0-1-0		1-1-1		
0-0-0	0-0-0	0-0-0		NEUTRAL	0-0-0		0-0-0		0-0-0		
RPI S	Opponent	Score	RPI S	Opponent	Score	RPI S	Opponent	Score	RPI S	Opponent	Score
			49 H	Boston U.	0 4	92 H	Villanova	0 3	102 H	Central Conn. St.	2 1
						95 N	Wisconsin	1 7	106 A	Indiana	0 5
									114 H	Siena	1 3
									123 A	Navy	0 3
									134 A	Stony Brook	0 1
									185 A	Rhode Island	0 2
									196 H	Hartford	0 2
									211 H	Colgate	1 2
									231 A	Maine	1 1
									241 A	New Hampshire	2 3
									248 A	Temple	1 2
									258 H	Binghamton-SUNY	0 1
									293 H	UMBC	5 0
									302 N	Rider	5 2
									303 A	Albany (N.Y.)	2 1
			LAST 10 GAMES								
			303 A	Albany (N.Y.)	2 1	258 H	Binghamton-SUNY	0 1			
			241 A	New Hampshire	2 3	49 H	Boston U.	0 4			
			231 A	Maine	1 1	196 H	Hartford	0 2			
			293 H	UMBC	5 0	302 N	Rider	5 2			
			134 A	Stony Brook	0 1	211 H	Colgate	1 2			

Non-Div. I Games:

Vermont

Average RPI Win: 300		WON-LOST	WINNING	LAST 10	STRENGTH OF	OPP. STRENGTH	TEAM	ADJ	CONF.	ADJ CONF.			
Average RPI Loss: 158		RECORD	PCT. RANK	GAMES	SCHEDULE	OF SCHEDULE	RPI	RPI	RPI	RPI			
DIV. I ONLY		4-16-0	.2	294	4-6-0	141	296	278	.39185	278	21	21	
DIV. I NON-CONF.		1-10-0	.09091	303	1-0-0	126	303	281	.37329	286	26	26	
<hr/>													
TOTALS		RPI 1-25		RPI 26-50		W-L RECORDS		RPI 51-100		RPI 101-150		RPI 150+	
4-16-0		0-0-0		0-0-0		OVERALL		0-4-0		0-4-0		4-8-0	
2-7-0		0-0-0		0-0-0		HOME		0-1-0		0-1-0		2-5-0	
2-9-0		0-0-0		0-0-0		AWAY		0-3-0		0-3-0		2-3-0	
0-0-0		0-0-0		0-0-0		NEUTRAL		0-0-0		0-0-0		0-0-0	
1-10-0		0-0-0		0-0-0		NON-CONFERENCE		0-2-0		0-3-0		1-5-0	
1-3-0		0-0-0		0-0-0		HOME		0-0-0		0-1-0		1-2-0	
0-7-0		0-0-0		0-0-		AWAY		0-2-0		0-2-0		0-3-0	
0-0-0		0-0-0		0-0-0		NEUTRAL		0-0-0		0-0-0		0-0-0	
3-6-0		0-0-0		0-0-0		CONFERENCE		0-2-0		0-1-0		3-3-0	
1-4-0		0-0-0		0-0-0		HOME		0-1-0		0-0-0		1-3-0	
2-2-0		0-0-0		0-0-0		AWAY		0-1-0		0-1-0		2-0-0	
0-0-0		0-0-0		0-0-0		NEUTRAL		0-0-0		0-0-0		0-0-0	
RPI	S	Opponent	Score	RPI	S	Opponent	Score	RPI	S	Opponent	Score		
						60 A	Columbia	0	2	114 A	Siena	0	4
						68 H	Fairfield	0	3	115 A	Pacific	1	3
						91 A	Fordham	0	1	134 H	Stony Brook	0	1
						94 A	Loyola (Md.)	0	4	148 A	Monmouth	1	2
										164 H	Canisius	2	3
										182 H	Niagara	0	3
										196 H	Hartford	1	2
										202 H	Manhattan	3	4
										231 H	Maine	0	1
										234 A	Sacramento St.	0	1
										241 A	Drexel	0	4
										258 A	Binghamton-SUNY	0	3
										272 A	Marist	2	1
										302 A	Rider	1	0
										310 H	St. Peter's	4	0
										316 H	NJIT	2	1
<hr/>													
LAST 10 GAMES													
						202 H	Manhattan	3	4	310 H	St. Peter's	4	0
						68 H	Fairfield	0	3	164 H	Canisius	2	3
						272 A	Marist	2	1	302 A	Rider	1	0
						114 A	Siena	0	4	94 A	Loyola (Md.)	0	4
						182 H	Niagara	0	3	316 H	NJIT	2	1

Non-Div. I Games:

Iona

Average RPI Win: 246		WON-LOST	WINNING	LAST 10	STRENGTH OF		OPP. STRENGTH	TEAM	ADJ		CONF.	ADJ CONF.	
Average RPI Loss: 162		RECORD	PCT. RANK	GAMES	SCHEDULE		OF SCHEDULE	RPI	RPI		RPI	RPI	
DIV. I ONLY		4-15-0	.21053	290	2-7-0		191	238	280	.39075	279	19	19
DIV. I NON-CONF.		1-9-0	.1	301	0-2-0		201	238	296	.35883	296	17	17
TOTALS		RPI 1-25	RPI 26-50		W-L RECORDS		RPI 51-100		RPI 101-150		RPI 150+		
4-15-0		0-0-0	0-0-0		OVERALL		0-2-0		0-2-0		4-11-0		
2-5-0		0-0-0	0-0-0		HOME		0-0-0		0-2-0		2-3-0		
0-6-0		0-0-0	0-0-0		AWAY		0-1-0		0-0-0		0-5-0		
2-4-0		0-0-0	0-0-0		NEUTRAL		0-1-0		0-0-0		2-3-0		
1-9-0		0-0-0	0-0-0		NON-CONFERENCE		0-0-0		0-1-0		1-8-0		
1-3-0		0-0-0	0-0-0		HOME		0-0-0		0-1-0		1-2-0		
0-3-0		0-0-0	0-0-		AWAY		0-0-0		0-0-0		0-3-0		
0-3-0		0-0-0	0-0-0		NEUTRAL		0-0-0		0-0-0		0-3-0		
3-6-0		0-0-0	0-0-0		CONFERENCE		0-2-0		0-1-0		3-3-0		
1-2-0		0-0-0	0-0-0		HOME		0-0-0		0-1-0		1-1-0		
0-3-0		0-0-0	0-0-0		AWAY		0-1-0		0-0-0		0-2-0		
2-1-0		0-0-0	0-0-0		NEUTRAL		0-1-0		0-0-0		2-0-0		
RPI S	Opponent	Score	RPI S	Opponent	Score	RPI S	Opponent	Score	RPI S	Opponent	Score		
						99 A	Evansville	0 4	101 H	Eastern Mich.	1 3		
						99 N	Evansville	0 2	116 H	Creighton	1 3		
									153 A	Missouri St.	0 4		
									156 A	Butler	1 3		
									158 N	Fla. Gulf Coast	0 2		
									163 A	IUPUI	0 1		
									168 H	Valparaiso	1 2		
									174 A	Illinois St.	0 5		
									174 N	Illinois St.	1 0		
									180 A	Fla. Atlantic	0 1		
									185 N	Rhode Island	0 5		
									213 N	Morehead St.	0 3		
									217 H	Drake	0 3		
									217 N	Drake	1 0		
									244 H	SIU Edwardsville	0 3		
									294 H	Eastern Ill.	1 0		
									300 H	UNI	3 2		
LAST 10 GAMES													
						174 N	Illinois St.	1 0	99 N	Evansville	0 2		
						217 N	Drake	1 0	174 A	Illinois St.	0 5		
						153 A	Missouri St.	0 4	116 H	Creighton	1 3		
						217 H	Drake	0 3	163 A	IUPUI	0 1		
						156 A	Butler	1 3	99 A	Evansville	0 4		

Non-Div. I Games: Oakland City 9 0

Indiana St.

Average RPI Win: 258		WON-LOST	WINNING	LAST 10	STRENGTH OF		OPP. STRENGTH	TEAM	ADJ		CONF.	ADJ CONF.			
Average RPI Loss: 183		RECORD	PCT. RANK	GAMES	SCHEDULE		OF SCHEDULE	RPI	RPI		RPI	RPI			
DIV. I ONLY		4-13-2	.26316	277	1-7-2		228	240	277	.3895	280	20	20		
DIV. I NON-CONF.		2-7-0	.22222	272	0-1-0		257	221	286	.37322	287	25	25		
<hr/>															
TOTALS		RPI 1-25		RPI 26-50		W-L RECORDS		RPI 51-100		RPI 101-150		RPI 150+			
4-13-2		0-0-0		0-1-0		OVERALL		0-1-1		0-2-0		4-9-1			
1-5-1		0-0-0		0-0-0		HOME		0-1-1		0-0-0		1-4-0			
3-6-1		0-0-0		0-1-0		AWAY		0-0-0		0-1-0		3-4-1			
0-2-0		0-0-0		0-0-0		NEUTRAL		0-0-0		0-1-0		0-1-0			
2-7-0		0-0-0		0-1-0		NON-CONFERENCE		0-1-0		0-0-0		2-5-0			
0-3-0		0-0-0		0-0-0		HOME		0-1-0		0-0-0		0-2-0			
2-3-0		0-0-0		0-0-		AWAY		0-0-0		0-0-0		2-2-0			
0-1-0		0-0-0		0-0-0		NEUTRAL		0-0-0		0-0-0		0-1-0			
2-6-2		0-0-0		0-0-0		CONFERENCE		0-0-1		0-2-0		2-4-1			
1-2-1		0-0-0		0-0-0		HOME		0-0-1		0-0-0		1-2-0			
1-3-1		0-0-0		0-0-0		AWAY		0-0-0		0-1-0		1-2-1			
0-1-0		0-0-0		0-0-0		NEUTRAL		0-0-0		0-1-0		0-0-0			
RPI	S	Opponent	Score	RPI	S	Opponent	Score	RPI	S	Opponent	Score	RPI	S	Opponent	Score
				40	A	East Carolina	0 2	66	H	UNC Wilmington	0 2	124	A	Coastal Caro.	1 2
								87	H	Radford	0 0	124	N	Coastal Caro.	0 3
												158	H	Fla. Gulf Coast	0 1
												176	N	Elon	0 1
												188	A	High Point	0 0
												198	A	Charleston So.	2 0
												209	A	VMI	2 3
												220	A	Appalachian St.	0 2
												243	A	Campbell	1 2
												249	H	Liberty	2 1
												250	H	Ga. Southern	0 2
												255	H	UNC Asheville	0 3
												257	A	Winthrop	1 2
												263	H	Presbyterian	0 2
												285	A	S.C. Upstate	1 0
												298	A	Citadel	2 0
<hr/>															
LAST 10 GAMES															
				209	A	VMI	2 3	124	N	Coastal Caro.	0 3				
				188	A	High Point	0 0	255	H	UNC Asheville	0 3				
				87	H	Radford	0 0	263	H	Presbyterian	0 2				
				249	H	Liberty	2 1	124	A	Coastal Caro.	1 2				
				257	A	Winthrop	1 2	243	A	Campbell	1 2				

Non-Div. I Games:

Gardner-Webb

Average RPI Win: 287		WON-LOST RECORD		WINNING PCT. RANK		LAST 10 GAMES		STRENGTH OF SCHEDULE		OPP. STRENGTH OF SCHEDULE		TEAM RPI		ADJ RPI		CONF. RPI		ADJ CONF. RPI	
DIV. I ONLY		5-10-3		.36111 230		3-6-1		287		294		279		.38859 281		30		30	
DIV. I NON-CONF.		3-5-2		.4 208		1-1-0		244		288		251		.41856 252		30		30	
TOTALS		RPI 1-25		RPI 26-50		W-L RECORDS		RPI 51-100		RPI 101-150		RPI 150+							
5-10-3		0-0-0		0-0-0		OVERALL		0-0-0		0-3-1		5-7-2							
5-4-2		0-0-0		0-0-0		HOME		0-0-0		0-1-1		5-3-1							
0-6-1		0-0-0		0-0-0		AWAY		0-0-0		0-2-0		0-4-1							
0-0-0		0-0-0		0-0-0		NEUTRAL		0-0-0		0-0-0		0-0-0							
3-5-2		0-0-0		0-0-0		NON-CONFERENCE		0-0-0		0-3-1		3-2-1							
3-2-2		0-0-0		0-0-0		HOME		0-0-0		0-1-1		3-1-1							
0-3-0		0-0-0		0-0-		AWAY		0-0-0		0-2-0		0-1-0							
0-0-0		0-0-0		0-0-0		NEUTRAL		0-0-0		0-0-0		0-0-0							
2-5-1		0-0-0		0-0-0		CONFERENCE		0-0-0		0-0-0		2-5-1							
2-2-0		0-0-0		0-0-0		HOME		0-0-0		0-0-0		2-2-0							
0-3-1		0-0-0		0-0-0		AWAY		0-0-0		0-0-0		0-3-1							
0-0-0		0-0-0		0-0-0		NEUTRAL		0-0-0		0-0-0		0-0-0							
RPI	S	Opponent		Score	RPI	S	Opponent		Score	RPI	S	Opponent		Score					
										109	A	Alabama	0	3					
										117	H	Mercer	1	1					
										136	H	Arkansas	0	4					
										143	A	Georgia St.	0	4					
										175	H	Middle Tenn.	1	1					
										179	A	Murray St.	0	4					
										203	A	Tenn.-Martin	0	1					
										213	H	Morehead St.	0	2					
										218	H	Eastern Ky.	0	2					
										247	A	Troy	2	3					
										265	H	South Ala.	3	2					
										273	H	Chattanooga	4	1					
										274	H	Alabama A&M	2	4					
										286	A	Tennessee Tech	2	2					
										288	H	Southeast Mo. St.	2	1					
										290	A	Austin Peay	0	1					
										294	H	Eastern Ill.	3	0					
										317	H	Alabama St.	12	0					
LAST 10 GAMES																			
										213	H	Morehead St.	0	2					
										274	H	Alabama A&M	2	4					
										203	A	Tenn.-Martin	0	1					
										179	A	Murray St.	0	4					
										294	H	Eastern Ill.	3	0					
										218	H	Eastern Ky.	0	2					
										288	H	Southeast Mo. St.	2	1					
										286	A	Tennessee Tech	2	2					
										290	A	Austin Peay	0	1					
										317	H	Alabama St.	12	0					

Non-Div. I Games:

Jacksonville St.

Average RPI Win: 278		WON-LOST RECORD	WINNING PCT. RANK		LAST 10 GAMES	STRENGTH OF SCHEDULE	OPP. STRENGTH OF SCHEDULE	TEAM RPI	ADJ RPI		CONF. RPI	ADJ CONF. RPI	
Average RPI Loss: 174													
DIV. I ONLY		4-10-1	.3	260	3-6-1	263	282	285	.38768	282	24	25	
DIV. I NON-CONF.		2-4-0	.33333	229	1-0-0	289	278	282	.3776	281	29	29	
<hr/>													
TOTALS		RPI 1-25		RPI 26-50		W-L RECORDS		RPI 51-100		RPI 101-150		RPI 150+	
4-10-1		0-0-0		0-0-0		OVERALL		0-2-0		0-2-0		4-6-1	
2-5-0		0-0-0		0-0-0		HOME		0-1-0		0-1-0		2-3-0	
2-4-1		0-0-0		0-0-0		AWAY		0-1-0		0-1-0		2-2-1	
0-1-0		0-0-0		0-0-0		NEUTRAL		0-0-0		0-0-0		0-1-0	
2-4-0		0-0-0		0-0-0		NON-CONFERENCE		0-1-0		0-1-0		2-2-0	
1-1-0		0-0-0		0-0-0		HOME		0-0-0		0-0-0		1-1-0	
1-2-0		0-0-0		0-0-		AWAY		0-1-0		0-1-0		1-0-0	
0-1-0		0-0-0		0-0-0		NEUTRAL		0-0-0		0-0-0		0-1-0	
2-6-1		0-0-0		0-0-0		CONFERENCE		0-1-0		0-1-0		2-4-1	
1-4-0		0-0-0		0-0-0		HOME		0-1-0		0-1-0		1-2-0	
1-2-1		0-0-0		0-0-0		AWAY		0-0-0		0-0-0		1-2-1	
0-0-0		0-0-0		0-0-0		NEUTRAL		0-0-0		0-0-0		0-0-0	
RPI	S	Opponent	Score	RPI	S	Opponent	Score	RPI	S	Opponent	Score		
						93 A	North Texas	0	2	118 H	McNeese St.	1	2
						100 H	Texas St.	0	4	119 A	Texas Tech	0	4
										162 H	UTSA	0	2
										181 A	Stephen F. Austin	0	1
										204 H	Southeastern La.	1	2
										221 A	Sam Houston St.	2	1
										229 A	Northwestern St.	0	6
										260 H	La.-Lafayette	1	3
										265 H	South Ala.	2	1
										276 N	La.-Monroe	0	5
										297 A	Central Ark.	2	2
										311 H	Nicholls St.	3	1
										315 A	Prairie View	1	0
<hr/>													
LAST 10 GAMES													
						181 A	Stephen F. Austin	0	1	221 A	Sam Houston St.	2	1
						311 H	Nicholls St.	3	1	297 A	Central Ark.	2	2
						204 H	Southeastern La.	1	2	100 H	Texas St.	0	4
						118 H	McNeese St.	1	2	162 H	UTSA	0	2
						229 A	Northwestern St.	0	6	315 A	Prairie View	1	0

Non-Div. I Games: Texas Woman's 0 1

Lamar

Average RPI Win: 270		WON-LOST	WINNING	LAST 10	STRENGTH OF		OPP. STRENGTH	TEAM	ADJ		CONF.	ADJ CONF.	
Average RPI Loss: 180		RECORD	PCT. RANK	GAMES	SCHEDULE		OF SCHEDULE	RPI	RPI	RPI	RPI		
DIV. I ONLY		4-12-2	.27778	271	1-7-2		252	265	283	.38482	283	17	17
DIV. I NON-CONF.		3-4-0	.42857	198	0-0-0		284	306	270	.4	270	19	19
TOTALS		RPI 1-25	RPI 26-50		W-L RECORDS		RPI 51-100		RPI 101-150		RPI 150+		
4-12-2		0-0-0	0-1-0		OVERALL		0-2-0		0-0-0		4-9-2		
3-5-1		0-0-0	0-0-0		HOME		0-1-0		0-0-0		3-4-1		
1-7-1		0-0-0	0-1-0		AWAY		0-1-0		0-0-0		1-5-1		
0-0-0		0-0-0	0-0-0		NEUTRAL		0-0-0		0-0-0		0-0-0		
3-4-0		0-0-0	0-0-0		NON-CONFERENCE		0-0-0		0-0-0		3-4-0		
2-1-0		0-0-0	0-0-0		HOME		0-0-0		0-0-0		2-1-0		
1-3-0		0-0-0	0-0-		AWAY		0-0-0		0-0-0		1-3-0		
0-0-0		0-0-0	0-0-0		NEUTRAL		0-0-0		0-0-0		0-0-0		
1-8-2		0-0-0	0-1-0		CONFERENCE		0-2-0		0-0-0		1-5-2		
1-4-1		0-0-0	0-0-0		HOME		0-1-0		0-0-0		1-3-1		
0-4-1		0-0-0	0-1-0		AWAY		0-1-0		0-0-0		0-2-1		
0-0-0		0-0-0	0-0-0		NEUTRAL		0-0-0		0-0-0		0-0-0		
RPI	S	Opponent	Score	RPI	S	Opponent	Score	RPI	S	Opponent	Score		
				36	A	Denver	0 2	54	H	Western Ky.	0 2		
								93	A	North Texas	0 2		
										167	A	Tulsa	0 4
										175	H	Middle Tenn.	2 1
										180	H	Fla. Atlantic	2 3
										181	A	Stephen F. Austin	1 3
										204	H	Southeastern La.	0 4
										212	A	UALR	0 0
										223	H	FIU	1 2
										247	A	Troy	0 1
										251	A	Oral Roberts	2 3
										260	H	La.-Lafayette	2 3
										265	A	South Ala.	2 3
										276	H	La.-Monroe	1 1
										297	H	Central Ark.	5 2
										301	A	Centenary (La.)	3 2
										305	H	Ark.-Pine Bluff	7 0
LAST 10 GAMES													
				223	H	FIU	1 2	212	A	UALR	0 0		
				180	H	Fla. Atlantic	2 3	54	H	Western Ky.	0 2		
				36	A	Denver	0 2	260	H	La.-Lafayette	2 3		
				93	A	North Texas	0 2	276	H	La.-Monroe	1 1		
				175	H	Middle Tenn.	2 1	247	A	Troy	0 1		

Non-Div. I Games:

Arkansas St.

Average RPI Win: 239		WON-LOST RECORD		WINNING PCT. RANK		LAST 10 GAMES		STRENGTH OF SCHEDULE		OPP. STRENGTH OF SCHEDULE		TEAM RPI		ADJ RPI		CONF. RPI		ADJ CONF. RPI	
DIV. I ONLY		7-13-0		.35 236		2-8-0		295		258		282		.38443 284		28		28	
DIV. I NON-CONF.		5-8-0		.38462 214		0-3-0		254		253		255		.41031 261		22		22	
TOTALS		RPI 1-25		RPI 26-50		W-L RECORDS		RPI 51-100		RPI 101-150		RPI 150+							
7-13-0		0-0-0		0-0-0		OVERALL		0-1-0		1-3-0		6-9-0							
6-4-0		0-0-0		0-0-0		HOME		0-0-0		1-0-0		5-4-0							
0-9-0		0-0-0		0-0-0		AWAY		0-1-0		0-3-0		0-5-0							
1-0-0		0-0-0		0-0-0		NEUTRAL		0-0-0		0-0-0		1-0-0							
5-8-0		0-0-0		0-0-0		NON-CONFERENCE		0-1-0		1-2-0		4-5-0							
4-3-0		0-0-0		0-0-0		HOME		0-0-0		1-0-0		3-3-0							
0-5-0		0-0-0		0-0-		AWAY		0-1-0		0-2-0		0-2-0							
1-0-0		0-0-0		0-0-0		NEUTRAL		0-0-0		0-0-0		1-0-0							
2-5-0		0-0-0		0-0-0		CONFERENCE		0-0-0		0-1-0		2-4-0							
2-1-0		0-0-0		0-0-0		HOME		0-0-0		0-0-0		2-1-0							
0-4-0		0-0-0		0-0-0		AWAY		0-0-0		0-1-0		0-3-0							
0-0-0		0-0-0		0-0-0		NEUTRAL		0-0-0		0-0-0		0-0-0							
RPI	S	Opponent		Score		RPI	S	Opponent		Score		RPI	S	Opponent		Score			

Non-Div. I Games:

Northern Colo.

Average RPI Win:	262	WON-LOST RECORD	WINNING PCT. RANK	LAST 10 GAMES	STRENGTH OF SCHEDULE	OPP. STRENGTH OF SCHEDULE	TEAM RPI	ADJ RPI	CONF. RPI	ADJ CONF. RPI	
DIV. I ONLY		3-16-0	.15789 305	1-9-0	149	252	286	.38435 285	18	18	
DIV. I NON-CONF.		2-7-0	.22222 272	0-2-0	104	285	247	.42308 247	18	18	
<hr/>											
TOTALS	RPI 1-25	RPI 26-50		W-L RECORDS	RPI 51-100		RPI 101-150		RPI 150+		
3-16-0	0-0-0	0-0-0		OVERALL	0-4-0		0-3-0		3-9-0		
3-9-0	0-0-0	0-0-0		HOME	0-3-0		0-1-0		3-5-0		
0-7-0	0-0-0	0-0-0		AWAY	0-1-0		0-2-0		0-4-0		
0-0-0	0-0-0	0-0-0		NEUTRAL	0-0-0		0-0-0		0-0-0		
<hr/>											
2-7-0	0-0-0	0-0-0		NON-CONFERENCE	0-2-0		0-2-0		2-3-0		
2-5-0	0-0-0	0-0-0		HOME	0-2-0		0-1-0		2-2-0		
0-2-0	0-0-0	0-0-		AWAY	0-0-0		0-1-0		0-1-0		
0-0-0	0-0-0	0-0-0		NEUTRAL	0-0-0		0-0-0		0-0-0		
<hr/>											
1-9-0	0-0-0	0-0-0		CONFERENCE	0-2-0		0-1-0		1-6-0		
1-4-0	0-0-0	0-0-0		HOME	0-1-0		0-0-0		1-3-0		
0-5-0	0-0-0	0-0-0		AWAY	0-1-0		0-1-0		0-3-0		
0-0-0	0-0-0	0-0-0		NEUTRAL	0-0-0		0-0-0		0-0-0		
<hr/>											
RPI S	Opponent	Score	RPI S	Opponent	Score	RPI S	Opponent	Score	RPI S	Opponent	Score
						77 A	Kennesaw St.	1 4	113 H	Col. of Charleston	0 1
						87 H	Radford	0 2	117 A	Mercer	0 6
						88 H	Furman	0 1	124 A	Coastal Caro.	0 5
						90 H	Belmont	0 1	158 H	Fla. Gulf Coast	0 4
									187 A	Jacksonville	1 3
									188 A	High Point	0 1
									193 H	East Tenn. St.	1 2
									198 H	Charleston So.	2 1
									210 H	Stetson	1 2
									243 A	Campbell	1 3
									253 A	North Fla.	1 2
									257 H	Winthrop	0 1
									280 H	Gardner-Webb	0 1
									291 H	Lipscomb	2 1
									298 H	Citadel	2 1
<hr/>											
			LAST 10 GAMES								
			124 A	Coastal Caro.	0 5	87 H	Radford	0 2			
			210 H	Stetson	1 2	243 A	Campbell	1 3			
			158 H	Fla. Gulf Coast	0 4	193 H	East Tenn. St.	1 2			
			77 A	Kennesaw St.	1 4	291 H	Lipscomb	2 1			
			117 A	Mercer	0 6	90 H	Belmont	0 1			

Non-Div. I Games:

S.C. Upstate

Average RPI Win:		261	WON-LOST RECORD		WINNING PCT. RANK		LAST 10 GAMES		STRENGTH OF SCHEDULE		OPP. STRENGTH OF SCHEDULE		TEAM RPI		ADJ RPI		CONF. RPI		ADJ CONF. RPI	
Average RPI Loss:		184																		
DIV. I ONLY			5-14-1		.275 273		4-5-1		248		268		284		.38407 286		30		30	
DIV. I NON-CONF.			2-9-0		.18182 284		1-0-0		196		210		277		.38339 279		30		30	
TOTALS		RPI 1-25		RPI 26-50		W-L RECORDS		RPI 51-100		RPI 101-150		RPI 150+								
5-14-1		0-1-0		0-0-0		OVERALL		0-1-0		0-3-0		5-9-1								
4-4-1		0-0-0		0-0-0		HOME		0-0-0		0-1-0		4-3-1								
1-10-0		0-1-0		0-0-0		AWAY		0-1-0		0-2-0		1-6-0								
0-0-0		0-0-0		0-0-0		NEUTRAL		0-0-0		0-0-0		0-0-0								
2-9-0		0-1-0		0-0-0		NON-CONFERENCE		0-1-0		0-3-0		2-4-0								
2-3-0		0-0-0		0-0-0		HOME		0-0-0		0-1-0		2-2-0								
0-6-0		0-1-0		0-0-		AWAY		0-1-0		0-2-0		0-2-0								
0-0-0		0-0-0		0-0-0		NEUTRAL		0-0-0		0-0-0		0-0-0								
3-5-1		0-0-0		0-0-0		CONFERENCE		0-0-0		0-0-0		3-5-1								
2-1-1		0-0-0		0-0-0		HOME		0-0-0		0-0-0		2-1-1								
1-4-0		0-0-0		0-0-0		AWAY		0-0-0		0-0-0		1-4-0								
0-0-0		0-0-0		0-0-0		NEUTRAL		0-0-0		0-0-0		0-0-0								
RPI	S	Opponent		Score		RPI	S	Opponent		Score		RPI	S	Opponent		Score				
21	A	Charlotte		0 8								61	A	Toledo		0 5				
												104	H	Vanderbilt		1	4			
												125	A	Bowling Green		0	7			
												143	A	Georgia St.		1	5			
												179	A	Murray St.		0	4			
												203	A	Tenn.-Martin		0	1			
												203	A	Tenn.-Martin		1	2			
												213	A	Morehead St.		0	4			
												218	H	Eastern Ky.		2	1			
												220	H	Appalachian St.		1	0			
												244	H	SIU Edwardsville		0	1			
												255	H	UNC Asheville		1	2			
												257	A	Winthrop		2	3			
												273	A	Chattanooga		0	1			
												281	H	Jacksonville St.		2	2			
												288	H	Southeast Mo. St.		2	1			
												290	A	Austin Peay		1	0			
												291	H	Lipscomb		2	0			
294	H	Eastern Ill.		0	1															
LAST 10 GAMES																				
291	H	Lipscomb		2	0	203	A	Tenn.-Martin		1	2									
179	A	Murray St.		0	4	290	A	Austin Peay		1	0									
203	A	Tenn.-Martin		0	1	213	A	Morehead St.		0	4									
288	H	Southeast Mo. St.		2	1	218	H	Eastern Ky.		2	1									
294	H	Eastern Ill.		0	1	281	H	Jacksonville St.		2	2									

Non-Div. I Games:

Tennessee Tech

Average RPI Win: 258		WON-LOST	WINNING	LAST 10	STRENGTH OF		OPP. STRENGTH	TEAM	ADJ	CONF.	ADJ CONF.
Average RPI Loss: 163		RECORD	PCT. RANK	GAMES	SCHEDULE		OF SCHEDULE	RPI	RPI	RPI	RPI
DIV. I ONLY		4-12-2	.27778	271	2-7-1		269	256	288	.38353	287
DIV. I NON-CONF.		2-7-1	.25	262	0-2-0		199	207	267	.40468	269
TOTALS		RPI 1-25	RPI 26-50		W-L RECORDS		RPI 51-100		RPI 101-150		RPI 150+
4-12-2	0-1-0	0-0-0		OVERALL		0-2-0		0-3-0		4-6-2	
2-4-0	0-1-0	0-0-0		HOME		0-1-0		0-1-0		2-1-0	
2-7-1	0-0-0	0-0-0		AWAY		0-1-0		0-2-0		2-4-1	
0-1-1	0-0-0	0-0-0		NEUTRAL		0-0-0		0-0-0		0-1-1	
2-7-1	0-1-0	0-0-0		NON-CONFERENCE		0-1-0		0-3-0		2-2-1	
0-2-0	0-1-0	0-0-0		HOME		0-0-0		0-1-0		0-0-0	
2-4-0	0-0-0	0-0-		AWAY		0-1-0		0-2-0		2-1-0	
0-1-1	0-0-0	0-0-0		NEUTRAL		0-0-0		0-0-0		0-1-1	
2-5-1	0-0-0	0-0-0		CONFERENCE		0-1-0		0-0-0		2-4-1	
2-2-0	0-0-0	0-0-0		HOME		0-1-0		0-0-0		2-1-0	
0-3-1	0-0-0	0-0-0		AWAY		0-0-0		0-0-0		0-3-1	
0-0-0	0-0-0	0-0-0		NEUTRAL		0-0-0		0-0-0		0-0-0	
RPI S	Opponent	Score		RPI S	Opponent	Score		RPI S	Opponent	Score	
17 H	Minnesota	0 3						82 A	Nebraska	0 3	
								85 H	South Dakota St.	0 2	
								116 A	Creighton	0 2	
								126 A	Iowa	0 3	
								146 H	Seattle	2 3	
								163 A	IUPUI	0 1	
								179 A	Murray St.	2 0	
								197 N	Iowa St.	1 4	
								199 A	Oakland	1 5	
								251 H	Oral Roberts	2 3	
								262 H	Southern Utah	2 0	
								269 A	Western Ill.	2 3	
								271 N	Eastern Wash.	1 1	
								290 A	Austin Peay	2 1	
								300 A	UNI	2 3	
								301 H	Centenary (La.)	7 0	
								308 A	IPFW	1 1	
LAST 10 GAMES											
199 A	Oakland	1 5		269 A	Western Ill.	2 3					
85 H	South Dakota St.	0 2		126 A	Iowa	0 3					
146 H	Seattle	2 3		262 H	Southern Utah	2 0					
301 H	Centenary (La.)	7 0		163 A	IUPUI	0 1					
251 H	Oral Roberts	2 3		308 A	IPFW	1 1					

Non-Div. I Games: Mary 4 1

North Dakota St.

Average RPI Win:	282	WON-LOST	WINNING	LAST 10	STRENGTH OF	OPP. STRENGTH	TEAM	ADJ	CONF.	ADJ CONF.	
Average RPI Loss:	218	RECORD	PCT. RANK	GAMES	SCHEDULE	OF SCHEDULE	RPI	RPI	RPI	RPI	
DIV. I ONLY	2-9-3	.25	280	2-5-3	229	297	287	.38117	288	30	30
DIV. I NON-CONF.	1-4-1	.25	262	1-0-1	97	277	233	.43298	235	30	30
<hr/>											
TOTALS	RPI 1-25	RPI 26-50		W-L RECORDS		RPI 51-100		RPI 101-150		RPI 150+	
2-9-3	0-0-0	0-0-0		OVERALL		0-0-1		0-1-0		2-8-2	
0-4-3	0-0-0	0-0-0		HOME		0-0-1		0-0-0		0-4-2	
2-4-0	0-0-0	0-0-0		AWAY		0-0-0		0-0-0		2-4-0	
0-1-0	0-0-0	0-0-0		NEUTRAL		0-0-0		0-1-0		0-0-0	
<hr/>											
1-4-1	0-0-0	0-0-0		NON-CONFERENCE		0-0-1		0-1-0		1-3-0	
0-2-1	0-0-0	0-0-0		HOME		0-0-1		0-0-0		0-2-0	
1-1-0	0-0-0	0-0-		AWAY		0-0-0		0-0-0		1-1-0	
0-1-0	0-0-0	0-0-0		NEUTRAL		0-0-0		0-1-0		0-0-0	
<hr/>											
1-5-2	0-0-0	0-0-0		CONFERENCE		0-0-0		0-0-0		1-5-2	
0-2-2	0-0-0	0-0-0		HOME		0-0-0		0-0-0		0-2-2	
1-3-0	0-0-0	0-0-0		AWAY		0-0-0		0-0-0		1-3-0	
0-0-0	0-0-0	0-0-0		NEUTRAL		0-0-0		0-0-0		0-0-0	
<hr/>											
RPI	S	Opponent	Score	RPI	S	Opponent	Score	RPI	S	Opponent	Score
								99	H	Evansville	1 1
								138	N	Army	0 2
								153	H	Missouri St.	0 1
								169	A	Northern Ill.	0 1
								179	H	Murray St.	0 1
								203	H	Tenn.-Martin	1 1
								213	H	Morehead St.	0 0
								218	H	Eastern Ky.	0 1
								244	H	SIU Edwardsville	0 1
								274	A	Alabama A&M	2 1
								281	A	Jacksonville St.	1 2
								286	A	Tennessee Tech	1 2
								290	A	Austin Peay	2 0
								294	A	Eastern Ill.	1 2
<hr/>											
LAST 10 GAMES											
286 A Tennessee Tech				1	2	294 A Eastern Ill.				1	2
290 A Austin Peay				2	0	281 A Jacksonville St.				1	2
218 H Eastern Ky.				0	1	203 H Tenn.-Martin				1	1
213 H Morehead St.				0	0	179 H Murray St.				0	1
274 A Alabama A&M				2	1	99 H Evansville				1	1

Non-Div. I Games:

Southeast Mo. St.

Average RPI Win:	266	WON-LOST	WINNING	LAST 10	STRENGTH OF	OPP. STRENGTH	TEAM	ADJ	CONF.	ADJ CONF.	
Average RPI Loss:	166	RECORD	PCT. RANK	GAMES	SCHEDULE	OF SCHEDULE	RPI	RPI	RPI	RPI	
DIV. I ONLY	3-14-2	.21053	290	1-6-2	241	225	291	.37817	289	14	14
DIV. I NON-CONF.	3-6-0	.33333	229	1-0-0	304	282	291	.36731	291	14	14
TOTALS	RPI 1-25	RPI 26-50	W-L RECORDS	RPI 51-100	RPI 101-150	RPI 150+					
3-14-2	0-0-0	0-1-0	OVERALL	0-0-0	0-4-0	3-9-2					
0-4-1	0-0-0	0-1-0	HOME	0-0-0	0-0-0	0-3-1					
3-10-1	0-0-0	0-0-0	AWAY	0-0-0	0-4-0	3-6-1					
0-0-0	0-0-0	0-0-0	NEUTRAL	0-0-0	0-0-0	0-0-0					
3-6-0	0-0-0	0-0-0	NON-CONFERENCE	0-0-0	0-1-0	3-5-0					
0-2-0	0-0-0	0-0-0	HOME	0-0-0	0-0-0	0-2-0					
3-4-0	0-0-0	0-0-	AWAY	0-0-0	0-1-0	3-3-0					
0-0-0	0-0-0	0-0-0	NEUTRAL	0-0-0	0-0-0	0-0-0					
0-8-2	0-0-0	0-1-0	CONFERENCE	0-0-0	0-3-0	0-4-2					
0-2-1	0-0-0	0-1-0	HOME	0-0-0	0-0-0	0-1-1					
0-6-1	0-0-0	0-0-0	AWAY	0-0-0	0-3-0	0-3-1					
0-0-0	0-0-0	0-0-0	NEUTRAL	0-0-0	0-0-0	0-0-0					
RPI S	Opponent	Score	RPI S	Opponent	Score	RPI S	Opponent	Score	RPI S	Opponent	Score
			26 H Milwaukee		0 3				105 A Loyola (Ill.)		0 5
									105 A Loyola (Ill.)		1 6
									114 A Siena		1 2
									140 A Wright St.		0 2
									156 A Butler		0 3
									161 H Detroit		1 2
									166 A Duquesne		1 2
									168 A Valparaiso		0 0
									168 A Valparaiso		1 2
									189 H Akron		2 3
									192 A St. Francis (Pa.)		1 0
									194 A Cleveland St.		1 2
									201 H Green Bay		0 0
									222 H Kent St.		0 1
									268 A Robert Morris		0 2
									299 A Howard		4 0
									303 A Albany (N.Y.)		1 2
									308 A IPFW		1 0
LAST 10 GAMES											
	168 A Valparaiso		0 0		105 A Loyola (Ill.)		0 5				
	105 A Loyola (Ill.)		1 6		201 H Green Bay		0 0				
	194 A Cleveland St.		1 2		308 A IPFW		1 0				
	140 A Wright St.		0 2		168 A Valparaiso		1 2				
	26 H Milwaukee		0 3		156 A Butler		0 3				

Non-Div. I Games: Wheeling Jesuit 8 0

Youngstown St.

Average RPI Win: 272		WON-LOST	WINNING	LAST 10	STRENGTH OF		OPP. STRENGTH	TEAM	ADJ		CONF.	ADJ CONF.					
Average RPI Loss: 209		RECORD	PCT. RANK	GAMES	SCHEDULE		OF SCHEDULE	RPI	RPI		RPI	RPI					
DIV. I ONLY		4-12-3	.28947	263	2-5-3		267	300	290		.37379	290	30	30			
DIV. I NON-CONF.		3-8-0	.27273	258	1-1-0		213	297	272		.39252	274	30	30			
<hr/>																	
TOTALS		RPI 1-25		RPI 26-50		W-L RECORDS		RPI 51-100		RPI 101-150		RPI 150+					
4-12-3		0-0-0		0-0-0		OVERALL		0-2-0		0-2-0		4-8-3					
3-5-1		0-0-0		0-0-0		HOME		0-0-0		0-1-0		3-4-1					
1-6-2		0-0-0		0-0-0		AWAY		0-2-0		0-0-0		1-4-2					
0-1-0		0-0-0		0-0-0		NEUTRAL		0-0-0		0-1-0		0-0-0					
3-8-0		0-0-0		0-0-0		NON-CONFERENCE		0-2-0		0-2-0		3-4-0					
2-3-0		0-0-0		0-0-0		HOME		0-0-0		0-1-0		2-2-0					
1-4-0		0-0-0		0-0-		AWAY		0-2-0		0-0-0		1-2-0					
0-1-0		0-0-0		0-0-0		NEUTRAL		0-0-0		0-1-0		0-0-0					
1-4-3		0-0-0		0-0-0		CONFERENCE		0-0-0		0-0-0		1-4-3					
1-2-1		0-0-0		0-0-0		HOME		0-0-0		0-0-0		1-2-1					
0-2-2		0-0-0		0-0-0		AWAY		0-0-0		0-0-0		0-2-2					
0-0-0		0-0-0		0-0-0		NEUTRAL		0-0-0		0-0-0		0-0-0					
RPI	S	Opponent	Score	RPI	S	Opponent	Score	RPI	S	Opponent	Score	RPI	S	Opponent	Score		
								90	A	Belmont	1	2	124	N	Coastal Caro.	1	4
								99	A	Evansville	1	5	136	H	Arkansas	0	1
													179	A	Murray St.	0	1
													203	A	Tenn.-Martin	1	1
													209	H	VMI	4	1
													213	A	Morehead St.	1	1
													218	A	Eastern Ky.	0	3
													257	A	Winthrop	1	2
													273	H	Chattanooga	0	1
													274	A	Alabama A&M	1	2
													281	H	Jacksonville St.	1	0
													286	H	Tennessee Tech	0	1
													287	H	North Dakota St.	1	2
													288	H	Southeast Mo. St.	0	2
													291	H	Lipscomb	2	0
													294	H	Eastern Ill.	0	0
													305	A	Ark.-Pine Bluff	2	0
<hr/>																	
LAST 10 GAMES																	
								203	A	Tenn.-Martin	1	1	90	A	Belmont	1	2
								179	A	Murray St.	0	1	286	H	Tennessee Tech	0	1
								294	H	Eastern Ill.	0	0	218	A	Eastern Ky.	0	3
								288	H	Southeast Mo. St.	0	2	213	A	Morehead St.	1	1
								209	H	VMI	4	1	281	H	Jacksonville St.	1	0

Non-Div. I Games:

Austin Peay

Average RPI Win:	201	WON-LOST	WINNING	LAST 10	STRENGTH OF	OPP. STRENGTH	TEAM	ADJ	CONF.	ADJ CONF.	
Average RPI Loss:	215	RECORD	PCT. RANK	GAMES	SCHEDULE	OF SCHEDULE	RPI	RPI	RPI	RPI	
DIV. I ONLY	4-13-3	.275	273	2-6-2	261	287	289	.37308	291	18	18
DIV. I NON-CONF.	2-7-1	.25	262	0-2-0	274	311	299	.35121	300	18	18
<hr/>											
TOTALS	RPI 1-25	RPI 26-50		W-L RECORDS		RPI 51-100		RPI 101-150		RPI 150+	
4-13-3	0-0-0	0-0-0		OVERALL		1-1-0		0-1-0		3-11-3	
1-7-1	0-0-0	0-0-0		HOME		1-1-0		0-0-0		0-6-1	
3-6-2	0-0-0	0-0-0		AWAY		0-0-0		0-1-0		3-5-2	
0-0-0	0-0-0	0-0-0		NEUTRAL		0-0-0		0-0-0		0-0-0	
2-7-1	0-0-0	0-0-0		NON-CONFERENCE		0-0-0		0-0-0		2-7-1	
0-4-0	0-0-0	0-0-0		HOME		0-0-0		0-0-0		0-4-0	
2-3-1	0-0-0	0-0-		AWAY		0-0-0		0-0-0		2-3-1	
0-0-0	0-0-0	0-0-0		NEUTRAL		0-0-0		0-0-0		0-0-0	
2-6-2	0-0-0	0-0-0		CONFERENCE		1-1-0		0-1-0		1-4-2	
1-3-1	0-0-0	0-0-0		HOME		1-1-0		0-0-0		0-2-1	
1-3-1	0-0-0	0-0-0		AWAY		0-0-0		0-1-0		1-2-1	
0-0-0	0-0-0	0-0-0		NEUTRAL		0-0-0		0-0-0		0-0-0	
RPI S	Opponent	Score	RPI S	Opponent	Score	RPI S	Opponent	Score	RPI S	Opponent	Score
						77 H	Kennesaw St.	1 0	117 A	Mercer	0 2
						90 H	Belmont	2 3	158 A	Fla. Gulf Coast	1 1
									163 H	IUPUI	1 3
									179 H	Murray St.	1 2
									187 H	Jacksonville	0 3
									193 A	East Tenn. St.	1 0
									210 A	Stetson	0 2
									212 A	UALR	0 5
									236 A	Jackson St.	2 1
									243 H	Campbell	0 1
									253 H	North Fla.	0 0
									263 H	Presbyterian	0 2
									273 H	Chattanooga	1 3
									285 A	S.C. Upstate	1 2
									286 A	Tennessee Tech	0 2
									290 A	Austin Peay	0 2
									297 A	Central Ark.	1 0
									305 A	Ark.-Pine Bluff	2 2
			LAST 10 GAMES								
			286 A	Tennessee Tech	0 2	179 H	Murray St.	1 2			
			253 H	North Fla.	0 0	77 H	Kennesaw St.	1 0			
			187 H	Jacksonville	0 3	117 A	Mercer	0 2			
			210 A	Stetson	0 2	285 A	S.C. Upstate	1 2			
			158 A	Fla. Gulf Coast	1 1	193 A	East Tenn. St.	1 0			

Non-Div. I Games:

Lipscomb

Average RPI Win:	286	WON-LOST RECORD	WINNING PCT. RANK	LAST 10 GAMES	STRENGTH OF SCHEDULE	OPP. STRENGTH OF SCHEDULE	TEAM RPI	ADJ RPI	CONF. RPI	ADJ CONF. RPI	
Average RPI Loss:	168										
DIV. I ONLY	2-14-4	.2	294	1-7-2	235	251	292	.3723	292	26	26
DIV. I NON-CONF.	1-8-2	.18182	284	0-1-0	232	206	285	.37472	284	28	28
<hr/>											
TOTALS	RPI 1-25	RPI 26-50		W-L RECORDS	RPI 51-100		RPI 101-150		RPI 150+		
2-14-4	0-0-0	0-0-0		OVERALL	0-4-0		0-3-1		2-7-3		
1-1-3	0-0-0	0-0-0		HOME	0-1-0		0-0-0		1-0-3		
1-10-0	0-0-0	0-0-0		AWAY	0-2-0		0-3-0		1-5-0		
0-3-1	0-0-0	0-0-0		NEUTRAL	0-1-0		0-0-1		0-2-0		
<hr/>											
1-8-2	0-0-0	0-0-0		NON-CONFERENCE	0-3-0		0-1-1		1-4-1		
0-0-1	0-0-0	0-0-0		HOME	0-0-0		0-0-0		0-0-1		
1-5-0	0-0-0	0-0-		AWAY	0-2-0		0-1-0		1-2-0		
0-3-1	0-0-0	0-0-0		NEUTRAL	0-1-0		0-0-1		0-2-0		
<hr/>											
1-6-2	0-0-0	0-0-0		CONFERENCE	0-1-0		0-2-0		1-3-2		
1-1-2	0-0-0	0-0-0		HOME	0-1-0		0-0-0		1-0-2		
0-5-0	0-0-0	0-0-0		AWAY	0-0-0		0-2-0		0-3-0		
0-0-0	0-0-0	0-0-0		NEUTRAL	0-0-0		0-0-0		0-0-0		
<hr/>											
RPI S	Opponent	Score	RPI S	Opponent	Score	RPI S	Opponent	Score	RPI S	Opponent	Score
						74 A	Brown	0 5	102 A	Central Conn. St.	0 1
						81 N	Western Caro.	1 2	114 N	Siena	2 2
						86 H	Long Island	1 2	138 A	Army	1 2
						89 A	Yale	0 6	148 A	Monmouth	0 1
									160 N	Seton Hall	0 6
									184 N	Delaware	1 5
									192 H	St. Francis (Pa.)	1 1
									227 A	Quinnipiac	0 3
									231 A	Maine	0 3
									238 A	Fairleigh Dickinson	0 1
									261 H	Bryant	0 0
									268 H	Robert Morris	2 1
									293 A	UMBC	0 1
									295 H	Wagner	2 2
									303 A	Albany (N.Y.)	1 0
									306 A	Mt. St. Mary's	0 2
<hr/>											
LAST 10 GAMES											
						268 H	Robert Morris	2 1	192 H	St. Francis (Pa.)	1 1
						227 A	Quinnipiac	0 3	295 H	Wagner	2 2
						102 A	Central Conn. St.	0 1	86 H	Long Island	1 2
						238 A	Fairleigh Dickinson	0 1	306 A	Mt. St. Mary's	0 2
						74 A	Brown	0 5	148 A	Monmouth	0 1

Non-Div. I Games:

Sacred Heart

U
M
B
C

UMBC				Through Games Of Final Report - 12-7-08							
Average RPI Win:	275	WON-LOST RECORD	WINNING PCT. RANK	LAST 10 GAMES	STRENGTH OF SCHEDULE	OPP. STRENGTH OF SCHEDULE	TEAM RPI	ADJ RPI	CONF. RPI	ADJ CONF. RPI	
DIV. I ONLY		3-16-0	.15789 305	2-8-0	213	247	294	.37105 293	27	27	
DIV. I NON-CONF.		1-10-0	.09091 303	0-2-0	143	218	280	.37943 280	24	23	
TOTALS		RPI 1-25	RPI 26-50	W-L RECORDS	RPI 51-100	RPI 101-150	RPI 150+				
3-16-0	0-0-0	0-1-0	OVERALL	0-2-0	0-6-0	3-7-0					
2-7-0	0-0-0	0-1-0	HOME	0-0-0	0-4-0	2-2-0					
1-8-0	0-0-0	0-0-0	AWAY	0-2-0	0-2-0	1-4-0					
0-1-0	0-0-0	0-0-0	NEUTRAL	0-0-0	0-0-0	0-1-0					
1-10-0	0-0-0	0-0-0	NON-CONFERENCE	0-2-0	0-5-0	1-3-0					
1-4-0	0-0-0	0-0-0	HOME	0-0-0	0-3-0	1-1-0					
0-5-0	0-0-0	0-0-	AWAY	0-2-0	0-2-0	0-1-0					
0-1-0	0-0-0	0-0-0	NEUTRAL	0-0-0	0-0-0	0-1-0					
2-6-0	0-0-0	0-1-0	CONFERENCE	0-0-0	0-1-0	2-4-0					
1-3-0	0-0-0	0-1-0	HOME	0-0-0	0-1-0	1-1-0					
1-3-0	0-0-0	0-0-0	AWAY	0-0-0	0-0-0	1-3-0					
0-0-0	0-0-0	0-0-0	NEUTRAL	0-0-0	0-0-0	0-0-0					
RPI S	Opponent	Score	RPI S	Opponent	Score	RPI S	Opponent	Score			
			49 H Boston U.	1 2	71 A Georgetown	0 7	107 A Penn	0 3			
					92 A Villanova	0 7	123 A Navy	0 2			
							132 H North Carolina St.	1 2			
							134 H Stony Brook	1 2			
							137 H Bucknell	0 3			
							139 H Richmond	0 2			
							176 A Elon	0 2			
							196 A Hartford	1 3			
							231 H Maine	1 0			
							232 N American	0 1			
							241 A New Hampshire	0 3			
							241 H Drexel	0 3			
							258 H Binghamton-SUNY	0 1			
							277 A Vermont	0 5			
							292 H Sacred Heart	1 0			
							303 A Albany (N.Y.)	4 3			
LAST 10 GAMES											
			49 H Boston U.	1 2	303 A Albany (N.Y.)	4 3					
			123 A Navy	0 2	196 A Hartford	1 3					
			277 A Vermont	0 5	258 H Binghamton-SUNY	0 1					
			134 H Stony Brook	1 2	231 H Maine	1 0					
			241 A New Hampshire	0 3	107 A Penn	0 3					

U
M
B
C

Non-Div. I Games:

UMBC

Average RPI Win: 262		WON-LOST	WINNING	LAST 10	STRENGTH OF		OPP. STRENGTH	TEAM	ADJ	CONF.	ADJ CONF.						
Average RPI Loss: 179		RECORD	PCT. RANK	GAMES	SCHEDULE		OF SCHEDULE	RPI	RPI	RPI	RPI						
DIV. I ONLY		3-14-2	.21053	290	3-6-1		243	270	293	.36904	294	30	30				
DIV. I NON-CONF.		0-9-1	.05	309	0-1-0		179	224	298	.3569	297	30	30				
<hr/>																	
TOTALS		RPI 1-25		RPI 26-50		W-L RECORDS		RPI 51-100		RPI 101-150		RPI 150+					
3-14-2		0-0-0		0-0-0		OVERALL		0-2-0		0-2-0		3-10-2					
2-4-0		0-0-0		0-0-0		HOME		0-0-0		0-2-0		2-2-0					
1-10-1		0-0-0		0-0-0		AWAY		0-2-0		0-0-0		1-8-1					
0-0-1		0-0-0		0-0-0		NEUTRAL		0-0-0		0-0-0		0-0-1					
0-9-1		0-0-0		0-0-0		NON-CONFERENCE		0-2-0		0-2-0		0-5-1					
0-2-0		0-0-0		0-0-0		HOME		0-0-0		0-2-0		0-0-0					
0-7-0		0-0-0		0-0-		AWAY		0-2-0		0-0-0		0-5-0					
0-0-1		0-0-0		0-0-0		NEUTRAL		0-0-0		0-0-0		0-0-1					
3-5-1		0-0-0		0-0-0		CONFERENCE		0-0-0		0-0-0		3-5-1					
2-2-0		0-0-0		0-0-0		HOME		0-0-0		0-0-0		2-2-0					
1-3-1		0-0-0		0-0-0		AWAY		0-0-0		0-0-0		1-3-1					
0-0-0		0-0-0		0-0-0		NEUTRAL		0-0-0		0-0-0		0-0-0					
RPI	S	Opponent	Score	RPI	S	Opponent	Score	RPI	S	Opponent	Score	RPI	S	Opponent	Score		
								53	A	Purdue	1	5	101	H	Eastern Mich.	0	4
								54	A	Western Ky.	0	2	140	H	Wright St.	0	1
													169	A	Northern Ill.	0	1
													174	A	Illinois St.	2	3
													178	A	Ball St.	0	2
													179	H	Murray St.	0	3
													203	A	Tenn.-Martin	0	1
													213	A	Morehead St.	1	2
													213	H	Morehead St.	1	0
													218	H	Eastern Ky.	1	2
													269	A	Western Ill.	0	2
													279	A	Indiana St.	0	1
													281	A	Jacksonville St.	0	3
													286	A	Tennessee Tech	1	0
													288	H	Southeast Mo. St.	2	1
													290	A	Austin Peay	0	0
													300	N	UNI	0	0
<hr/>																	
LAST 10 GAMES																	

Non-Div. I Games:

Eastern Ill.

Average RPI Win:	260	WON-LOST	WINNING	LAST 10	STRENGTH OF	OPP. STRENGTH	TEAM	ADJ	CONF.	ADJ CONF.	
Average RPI Loss:	213	RECORD	PCT. RANK	GAMES	SCHEDULE	OF SCHEDULE	RPI	RPI	RPI	RPI	
DIV. I ONLY	4-11-4	.31579	253	2-7-1	301	302	295	.36601	295	26	26
DIV. I NON-CONF.	2-5-3	.35	226	0-1-0	309	309	300	.35223	299	28	28
<hr/>											
TOTALS	RPI 1-25	RPI 26-50		W-L RECORDS		RPI 51-100		RPI 101-150		RPI 150+	
4-11-4	0-0-0	0-0-0		OVERALL		0-1-0		0-2-1		4-8-3	
3-5-1	0-0-0	0-0-0		HOME		0-0-0		0-2-0		3-3-1	
1-6-3	0-0-0	0-0-0		AWAY		0-1-0		0-0-1		1-5-2	
0-0-0	0-0-0	0-0-0		NEUTRAL		0-0-0		0-0-0		0-0-0	
2-5-3	0-0-0	0-0-0		NON-CONFERENCE		0-0-0		0-0-1		2-5-2	
1-3-1	0-0-0	0-0-0		HOME		0-0-0		0-0-0		1-3-1	
1-2-2	0-0-0	0-0-		AWAY		0-0-0		0-0-1		1-2-1	
0-0-0	0-0-0	0-0-0		NEUTRAL		0-0-0		0-0-0		0-0-0	
2-6-1	0-0-0	0-0-0		CONFERENCE		0-1-0		0-2-0		2-3-1	
2-2-0	0-0-0	0-0-0		HOME		0-0-0		0-2-0		2-0-0	
0-4-1	0-0-0	0-0-0		AWAY		0-1-0		0-0-0		0-3-1	
0-0-0	0-0-0	0-0-0		NEUTRAL		0-0-0		0-0-0		0-0-0	
RPI S	Opponent	Score	RPI S	Opponent	Score	RPI S	Opponent	Score	RPI S	Opponent	Score
						86 A Long Island	0	3	102 H Central Conn. St.	0	4
						114 A Siena	1	1			
						148 H Monmouth	0	1			
						151 H La Salle	1	2			
						192 A St. Francis (Pa.)	0	3			
						198 H Charleston So.	4	2			
						202 H Manhattan	1	1			
						227 H Quinnipiac	1	0			
						238 A Fairleigh Dickinson	0	3			
						261 H Bryant	2	3			
						266 H Holy Cross	1	3			
						268 A Robert Morris	1	2			
						292 A Sacred Heart	2	2			
						306 H Mt. St. Mary's	2	0			
						307 A Delaware St.	2	1			
						309 A Lafayette	1	1			
						310 A St. Peter's	0	1			
						316 A NJIT	2	4			
LAST 10 GAMES											
148 H Monmouth	0	1	306 H Mt. St. Mary's	2	0						
192 A St. Francis (Pa.)	0	3	292 A Sacred Heart	2	2						
268 A Robert Morris	1	2	238 A Fairleigh Dickinson	0	3						
227 H Quinnipiac	1	0	261 H Bryant	2	3						
102 H Central Conn. St.	0	4	86 A Long Island	0	3						

Non-Div. I Games:

Wagner

Average RPI Win: 300		WON-LOST	WINNING	LAST 10	STRENGTH OF		OPP. STRENGTH	TEAM	ADJ	CONF.	ADJ CONF.
Average RPI Loss: 221		RECORD	PCT. RANK	GAMES	SCHEDULE		OF SCHEDULE	RPI	RPI	RPI	RPI
DIV. I ONLY		7-9-0	.4375	194	6-3-0		313	310	296	.36557	296
DIV. I NON-CONF.		1-6-0	.14286	291	0-0-0		269	219	302	.34236	303
TOTALS		RPI 1-25	RPI 26-50		W-L RECORDS		RPI 51-100		RPI 101-150		RPI 150+
7-9-0		0-0-0	0-1-0		OVERALL		0-0-0		0-1-0		7-7-0
4-3-0		0-0-0	0-0-0		HOME		0-0-0		0-0-0		4-3-0
2-3-0		0-0-0	0-1-0		AWAY		0-0-0		0-0-0		2-2-0
1-3-0		0-0-0	0-0-0		NEUTRAL		0-0-0		0-1-0		1-2-0
1-6-0		0-0-0	0-1-0		NON-CONFERENCE		0-0-0		0-1-0		1-4-0
1-2-0		0-0-0	0-0-0		HOME		0-0-0		0-0-0		1-2-0
0-1-0		0-0-0	0-0-		AWAY		0-0-0		0-0-0		0-0-0
0-3-0		0-0-0	0-0-0		NEUTRAL		0-0-0		0-1-0		0-2-0
6-3-0		0-0-0	0-0-0		CONFERENCE		0-0-0		0-0-0		6-3-0
3-1-0		0-0-0	0-0-0		HOME		0-0-0		0-0-0		3-1-0
2-2-0		0-0-0	0-0-0		AWAY		0-0-0		0-0-0		2-2-0
1-0-0		0-0-0	0-0-0		NEUTRAL		0-0-0		0-0-0		1-0-0
RPI S	Opponent	Score	RPI S	Opponent	Score	RPI S	Opponent	Score	RPI S	Opponent	Score
			47 A	Auburn	0 9				118 N	McNeese St.	0 2
									215 H	Louisiana Tech	3 2
									229 H	Northwestern St.	1 2
									236 A	Jackson St.	0 1
									252 N	Air Force	0 3
									264 A	Mississippi Val.	0 2
									264 H	Mississippi Val.	0 3
									284 N	Northern Colo.	0 4
									297 H	Central Ark.	1 3
									305 A	Ark.-Pine Bluff	1 0
									313 A	Southern U.	3 0
									314 H	Texas Southern	1 0
									315 H	Prairie View	1 0
									317 N	Alabama St.	2 0
									318 H	Alcorn St.	6 1
LAST 10 GAMES											
			317 N	Alabama St.	2 0		264 A	Mississippi Val.	0 2		
			305 A	Ark.-Pine Bluff	1 0		315 H	Prairie View	1 0		
			264 H	Mississippi Val.	0 3		236 A	Jackson St.	0 1		
			318 H	Alcorn St.	6 1		313 A	Southern U.	3 0		
			314 H	Texas Southern	1 0		252 N	Air Force	0 3		

Non-Div. I Games: Harding 0 2

Grambling

Average RPI Win: 304		WON-LOST	WINNING	LAST 10	STRENGTH OF		OPP. STRENGTH	TEAM	ADJ	CONF.	ADJ CONF.
Average RPI Loss: 189		RECORD	PCT. RANK	GAMES	SCHEDULE		OF SCHEDULE	RPI	RPI	RPI	RPI
DIV. I ONLY		3-12-1	.21875	288	1-8-1		265	291	297	.36254	297
DIV. I NON-CONF.		2-5-0	.28571	253	0-1-0		285	300	295	.36451	292
TOTALS		RPI 1-25	RPI 26-50		W-L RECORDS		RPI 51-100		RPI 101-150		RPI 150+
3-12-1	0-0-0	0-0-0		OVERALL		0-2-0		0-2-0		3-8-1	
1-5-1	0-0-0	0-0-0		HOME		0-0-0		0-1-0		1-4-1	
2-6-0	0-0-0	0-0-0		AWAY		0-1-0		0-1-0		2-4-0	
0-1-0	0-0-0	0-0-0		NEUTRAL		0-1-0		0-0-0		0-0-0	
2-5-0	0-0-0	0-0-0		NON-CONFERENCE		0-1-0		0-1-0		2-3-0	
1-1-0	0-0-0	0-0-0		HOME		0-0-0		0-0-0		1-1-0	
1-3-0	0-0-0	0-0-		AWAY		0-0-0		0-1-0		1-2-0	
0-1-0	0-0-0	0-0-0		NEUTRAL		0-1-0		0-0-0		0-0-0	
1-7-1	0-0-0	0-0-0		CONFERENCE		0-1-0		0-1-0		1-5-1	
0-4-1	0-0-0	0-0-0		HOME		0-0-0		0-1-0		0-3-1	
1-3-0	0-0-0	0-0-0		AWAY		0-1-0		0-0-0		1-2-0	
0-0-0	0-0-0	0-0-0		NEUTRAL		0-0-0		0-0-0		0-0-0	
RPI S	Opponent	Score	RPI S	Opponent	Score	RPI S	Opponent	Score	RPI S	Opponent	Score
						70 N	New Mexico	0 7	118 H	McNeese St.	2 3
						100 A	Texas St.	0 7	128 A	Northern Ariz.	0 5
									162 A	UTSA	0 4
									181 H	Stephen F. Austin	0 3
									204 A	Southeastern La.	0 1
									221 H	Sam Houston St.	1 3
									229 H	Northwestern St.	0 2
									276 A	La.-Monroe	1 3
									282 H	Lamar	2 2
									283 A	Arkansas St.	2 5
									291 H	Lipscomb	0 1
									296 A	Grambling	3 1
									305 H	Ark.-Pine Bluff	1 0
									311 A	Nicholls St.	2 1
LAST 10 GAMES											
						162 A	UTSA	0 4	100 A	Texas St.	0 7
						221 H	Sam Houston St.	1 3	118 H	McNeese St.	2 3
						181 H	Stephen F. Austin	0 3	282 H	Lamar	2 2
						204 A	Southeastern La.	0 1	229 H	Northwestern St.	0 2
						311 A	Nicholls St.	2 1	70 N	New Mexico	0 7

Non-Div. I Games:

Central Ark.

Average RPI Win:	289	WON-LOST RECORD	WINNING PCT. RANK	LAST 10 GAMES	STRENGTH OF SCHEDULE	OPP. STRENGTH OF SCHEDULE	TEAM RPI	ADJ RPI	CONF. RPI	ADJ CONF. RPI				
Average RPI Loss:	165													
DIV. I ONLY	3-14-1	.19444	296	1-9-0	280	214	298	.36141	298	16	16			
DIV. I NON-CONF.	2-4-1	.35714	225	0-0-0	313	287	304	.34887	301	15	15			
<hr/>														
TOTALS	RPI 1-25	RPI 26-50		W-L RECORDS	RPI 51-100		RPI 101-150		RPI 150+					
3-14-1	0-0-0	0-1-0		OVERALL	0-3-0		0-3-0		3-7-1					
2-6-0	0-0-0	0-0-0		HOME	0-2-0		0-1-0		2-3-0					
0-8-1	0-0-0	0-1-0		AWAY	0-1-0		0-2-0		0-4-1					
1-0-0	0-0-0	0-0-0		NEUTRAL	0-0-0		0-0-0		1-0-0					
<hr/>														
2-4-1	0-0-0	0-0-0		NON-CONFERENCE	0-0-0		0-1-0		2-3-1					
1-2-0	0-0-0	0-0-0		HOME	0-0-0		0-1-0		1-1-0					
0-2-1	0-0-0	0-0-		AWAY	0-0-0		0-0-0		0-2-1					
1-0-0	0-0-0	0-0-0		NEUTRAL	0-0-0		0-0-0		1-0-0					
<hr/>														
1-10-0	0-0-0	0-1-0		CONFERENCE	0-3-0		0-2-0		1-4-0					
1-4-0	0-0-0	0-0-0		HOME	0-2-0		0-0-0		1-2-0					
0-6-0	0-0-0	0-1-0		AWAY	0-1-0		0-2-0		0-2-0					
0-0-0	0-0-0	0-0-0		NEUTRAL	0-0-0		0-0-0		0-0-0					
<hr/>														
RPI S	Opponent	Score	RPI S	Opponent	Score	RPI S	Opponent	Score	RPI S	Opponent	Score			
			43 A	UNC Greensboro	0	5	81 H	Western Caro.	0	6	110 A	Samford	0	4
			84 A	Davidson	0	7	113 A	Col. of Charleston	0	9				
			88 H	Furman	0	5	124 H	Coastal Caro.	1	4				
			176 A	Elon	0	2								
			191 A	Marshall	2	2								
			198 A	Charleston So.	0	4								
			220 H	Appalachian St.	1	3								
			240 H	Wofford	1	3								
			250 H	Ga. Southern	2	1								
			273 A	Chattanooga	0	2								
			280 H	Gardner-Webb	0	2								
			285 A	S.C. Upstate	1	2								
			306 N	Mt. St. Mary's	4	1								
			312 H	South Carolina St.	4	2								
			<hr/>											
			LAST 10 GAMES											
			88 H	Furman	0	5	113 A	Col. of Charleston	0	9				
			240 H	Wofford	1	3	250 H	Ga. Southern	2	1				
			110 A	Samford	0	4	176 A	Elon	0	2				
			273 A	Chattanooga	0	2	43 A	UNC Greensboro	0	5				
			84 A	Davidson	0	7	220 H	Appalachian St.	1	3				

Non-Div. I Games:

Citadel

Average RPI Win: 286		WON-LOST	WINNING	LAST 10	STRENGTH OF		OPP. STRENGTH	TEAM	ADJ		CONF.	ADJ CONF.
Average RPI Loss: 203		RECORD	PCT. RANK	GAMES	SCHEDULE		OF SCHEDULE	RPI	RPI		RPI	RPI
DIV. I ONLY		4-11-0	.26667	276	3-7-0		302	304	299		31	31
DIV. I NON-CONF.		1-8-0	.11111	299	0-4-0		235	251	301		31	31
TOTALS		RPI 1-25	RPI 26-50		W-L RECORDS		RPI 51-100		RPI 101-150		RPI 150+	
4-11-0		0-0-0	0-0-0		OVERALL		0-1-0		0-0-0		4-10-0	
3-3-0		0-0-0	0-0-0		HOME		0-1-0		0-0-0		3-2-0	
1-8-0		0-0-0	0-0-0		AWAY		0-0-0		0-0-0		1-8-0	
0-0-0		0-0-0	0-0-0		NEUTRAL		0-0-0		0-0-0		0-0-0	
1-8-0		0-0-0	0-0-0		NON-CONFERENCE		0-1-0		0-0-0		1-7-0	
1-3-0		0-0-0	0-0-0		HOME		0-1-0		0-0-0		1-2-0	
0-5-0		0-0-0	0-0-		AWAY		0-0-0		0-0-0		0-5-0	
0-0-0		0-0-0	0-0-0		NEUTRAL		0-0-0		0-0-0		0-0-0	
3-3-0		0-0-0	0-0-0		CONFERENCE		0-0-0		0-0-0		3-3-0	
2-0-0		0-0-0	0-0-0		HOME		0-0-0		0-0-0		2-0-0	
1-3-0		0-0-0	0-0-0		AWAY		0-0-0		0-0-0		1-3-0	
0-0-0		0-0-0	0-0-0		NEUTRAL		0-0-0		0-0-0		0-0-0	
RPI S	Opponent	Score	RPI S	Opponent	Score	RPI S	Opponent	Score	RPI S	Opponent	Score	
						87 H	Radford	0 4	158 A	Fla. Gulf Coast	0 5	
									164 A	Canisius	0 3	
									183 A	George Washington	0 4	
									200 A	Longwood	0 4	
									200 A	Longwood	0 3	
									209 H	VMI	1 0	
									216 A	George Mason	1 9	
									235 A	Utah Valley	0 3	
									237 A	Buffalo	0 4	
									268 H	Robert Morris	0 1	
									289 H	Youngstown St.	0 4	
									307 A	Delaware St.	5 0	
									312 H	South Carolina St.	2 1	
									316 H	NJIT	1 0	
LAST 10 GAMES												
						316 H	NJIT	1 0	200 A	Longwood	0 3	
						235 A	Utah Valley	0 3	289 H	Youngstown St.	0 4	
						312 H	South Carolina St.	2 1	216 A	George Mason	1 9	
						307 A	Delaware St.	5 0	183 A	George Washington	0 4	
						200 A	Longwood	0 4	158 A	Fla. Gulf Coast	0 5	

Non-Div. I Games:

Howard

Average RPI Win: 287		WON-LOST	WINNING	LAST 10	STRENGTH OF		OPP. STRENGTH	TEAM	ADJ		CONF.	ADJ CONF.	
Average RPI Loss: 168		RECORD	PCT. RANK	GAMES	SCHEDULE		OF SCHEDULE	RPI	RPI		RPI	RPI	
DIV. I ONLY		1-15-1	.08824	315	1-7-0		220	235	302	.34915	300	19	19
DIV. I NON-CONF.		1-9-1	.13636	293	1-1-0		216	241	293	.36259	294	17	17
TOTALS		RPI 1-25	RPI 26-50		W-L RECORDS		RPI 51-100		RPI 101-150		RPI 150+		
1-15-1	0-1-0	0-0-0		OVERALL		0-2-0		0-2-0		1-10-1			
1-9-0	0-0-0	0-0-0		HOME		0-1-0		0-2-0		1-6-0			
0-5-0	0-1-0	0-0-0		AWAY		0-1-0		0-0-0		0-3-0			
0-1-1	0-0-0	0-0-0		NEUTRAL		0-0-0		0-0-0		0-1-1			
1-9-1	0-1-0	0-0-0		NON-CONFERENCE		0-1-0		0-1-0		1-6-1			
1-6-0	0-0-0	0-0-0		HOME		0-1-0		0-1-0		1-4-0			
0-2-0	0-1-0	0-0-		AWAY		0-0-0		0-0-0		0-1-0			
0-1-1	0-0-0	0-0-0		NEUTRAL		0-0-0		0-0-0		0-1-1			
0-6-0	0-0-0	0-0-0		CONFERENCE		0-1-0		0-1-0		0-4-0			
0-3-0	0-0-0	0-0-0		HOME		0-0-0		0-1-0		0-2-0			
0-3-0	0-0-0	0-0-0		AWAY		0-1-0		0-0-0		0-2-0			
0-0-0	0-0-0	0-0-0		NEUTRAL		0-0-0		0-0-0		0-0-0			
RPI S	Opponent	Score		RPI S	Opponent	Score		RPI S	Opponent	Score			
17 A	Minnesota	0 5						85 H	South Dakota St.	1 4			
								99 A	Evansville	0 3			
								116 H	Creighton	2 4			
								126 H	Iowa	0 2			
								153 H	Missouri St.	0 3			
								163 H	IUPUI	0 2			
								169 H	Northern Ill.	2 3			
								174 A	Illinois St.	0 1			
								197 H	Iowa St.	0 2			
								201 A	Green Bay	1 3			
								217 H	Drake	1 3			
								250 N	Ga. Southern	1 2			
								269 H	Western Ill.	0 3			
								279 A	Indiana St.	2 3			
								287 H	North Dakota St.	3 2			
								294 N	Eastern Ill.	0 0			
LAST 10 GAMES													
99 A	Evansville	0 3		116 H	Creighton	2 4							
174 A	Illinois St.	0 1		279 A	Indiana St.	2 3							
153 H	Missouri St.	0 3		287 H	North Dakota St.	3 2							
201 A	Green Bay	1 3		85 H	South Dakota St.	1 4							
217 H	Drake	1 3		269 H	Western Ill.	0 3							

Non-Div. I Games: North Dakota 3 1 South Dakota 2 1

UNI

Average RPI Win:	294	WON-LOST RECORD	WINNING PCT. RANK	LAST 10 GAMES	STRENGTH OF SCHEDULE	OPP. STRENGTH OF SCHEDULE	TEAM RPI	ADJ RPI	CONF. RPI	ADJ CONF. RPI	
Average RPI Loss:	203										
DIV. I ONLY	3-14-1	.19444	296	2-7-1	277	293	300	.34645	301	29	29
DIV. I NON-CONF.	2-7-1	.25	262	1-0-1	215	289	275	.38769	275	27	27
<hr/>											
TOTALS	RPI 1-25	RPI 26-50		W-L RECORDS	RPI 51-100		RPI 101-150		RPI 150+		
3-14-1	0-0-0	0-1-0		OVERALL	0-2-0		0-0-0		3-11-1		
1-6-1	0-0-0	0-0-0		HOME	0-0-0		0-0-0		1-6-1		
2-8-0	0-0-0	0-1-0		AWAY	0-2-0		0-0-0		2-5-0		
0-0-0	0-0-0	0-0-0		NEUTRAL	0-0-0		0-0-0		0-0-0		
<hr/>											
2-7-1	0-0-0	0-1-0		NON-CONFERENCE	0-1-0		0-0-0		2-5-1		
0-3-1	0-0-0	0-0-0		HOME	0-0-0		0-0-0		0-3-1		
2-4-0	0-0-0	0-0-		AWAY	0-1-0		0-0-0		2-2-0		
0-0-0	0-0-0	0-0-0		NEUTRAL	0-0-0		0-0-0		0-0-0		
<hr/>											
1-7-0	0-0-0	0-0-0		CONFERENCE	0-1-0		0-0-0		1-6-0		
1-3-0	0-0-0	0-0-0		HOME	0-0-0		0-0-0		1-3-0		
0-4-0	0-0-0	0-0-0		AWAY	0-1-0		0-0-0		0-3-0		
0-0-0	0-0-0	0-0-0		NEUTRAL	0-0-0		0-0-0		0-0-0		
<hr/>											
RPI S	Opponent	Score	RPI S	Opponent	Score	RPI S	Opponent	Score	RPI S	Opponent	Score
			44 A	LSU	0 7	85 A	South Dakota St.	0 5	163 H	IUPUI	0 2
						100 A	Texas St.	0 1	181 A	Stephen F. Austin	0 1
									199 H	Oakland	0 3
									212 H	UALR	1 2
									215 H	Louisiana Tech	1 1
									229 A	Northwestern St.	0 1
									251 H	Oral Roberts	0 4
									262 A	Southern Utah	0 1
									264 A	Mississippi Val.	2 0
									269 A	Western Ill.	0 4
									276 H	La.-Monroe	0 3
									283 H	Arkansas St.	2 3
									287 A	North Dakota St.	0 7
									308 H	IPFW	1 0
									311 A	Nicholls St.	4 2
<hr/>											
LAST 10 GAMES											
			308 H	IPFW	1 0	163 H	IUPUI	0 2			
			262 A	Southern Utah	0 1	85 A	South Dakota St.	0 5			
			269 A	Western Ill.	0 4	199 H	Oakland	0 3			
			251 H	Oral Roberts	0 4	215 H	Louisiana Tech	1 1			
			287 A	North Dakota St.	0 7	311 A	Nicholls St.	4 2			

Non-Div. I Games:

Centenary (La.)

Average RPI Win: 274		WON-LOST	WINNING	LAST 10	STRENGTH OF	OPP. STRENGTH	TEAM	ADJ	CONF.	ADJ CONF.		
Average RPI Loss: 203		RECORD	PCT. RANK	GAMES	SCHEDULE	OF SCHEDULE	RPI	RPI	RPI	RPI		
DIV. I ONLY		2-14-3	.18421	299	1-8-1	272	292	301	.34397	302	21	21
DIV. I NON-CONF.		1-7-2	.2	279	0-1-0	288	305	305	.33108	305	26	26
<hr/>												
TOTALS		RPI 1-25		RPI 26-50		W-L RECORDS		RPI 51-100		RPI 101-150		RPI 150+
2-14-3		0-0-0		0-0-0		OVERALL		0-1-1		0-3-0		2-10-2
0-5-2		0-0-0		0-0-0		HOME		0-1-1		0-1-0		0-3-1
2-7-1		0-0-0		0-0-0		AWAY		0-0-0		0-2-0		2-5-1
0-2-0		0-0-0		0-0-0		NEUTRAL		0-0-0		0-0-0		0-2-0
1-7-2		0-0-0		0-0-0		NON-CONFERENCE		0-0-0		0-2-0		1-5-2
0-1-1		0-0-0		0-0-0		HOME		0-0-0		0-1-0		0-0-1
1-4-1		0-0-0		0-0-		AWAY		0-0-0		0-1-0		1-3-1
0-2-0		0-0-0		0-0-0		NEUTRAL		0-0-0		0-0-0		0-2-0
1-7-1		0-0-0		0-0-0		CONFERENCE		0-1-1		0-1-0		1-5-0
0-4-1		0-0-0		0-0-0		HOME		0-1-1		0-0-0		0-3-0
1-3-0		0-0-0		0-0-0		AWAY		0-0-0		0-1-0		1-2-0
0-0-0		0-0-0		0-0-0		NEUTRAL		0-0-0		0-0-0		0-0-0
RPI	S	Opponent	Score	RPI	S	Opponent	Score	RPI	S	Opponent	Score	
						68 H Fairfield	1 2			107 A Penn	0 3	
						94 H Loyola (Md.)	0 0			114 A Siena	0 3	
										148 H Monmouth	0 1	
										164 H Canisius	1 4	
										182 H Niagara	0 3	
										202 A Manhattan	0 4	
										238 A Fairleigh Dickinson	2 0	
										241 A Drexel	0 1	
										246 A Towson	0 1	
										253 N North Fla.	1 3	
										258 A Binghamton-SUNY	1 1	
										272 A Marist	2 3	
										277 N Vermont	2 5	
										278 H Iona	0 1	
										284 A Northern Colo.	0 4	
										309 H Lafayette	2 2	
										310 A St. Peter's	2 1	
<hr/>												
LAST 10 GAMES												
						114 A Siena	0 3			272 A Marist	2 3	
						182 H Niagara	0 3			310 A St. Peter's	2 1	
						164 H Canisius	1 4			202 A Manhattan	0 4	
						107 A Penn	0 3			278 H Iona	0 1	
						94 H Loyola (Md.)	0 0			68 H Fairfield	1 2	

Non-Div. I Games:

Rider

Average RPI Win: 247		WON-LOST	WINNING	LAST 10	STRENGTH OF		OPP. STRENGTH	TEAM	ADJ	CONF.	ADJ CONF.
Average RPI Loss: 190		RECORD	PCT. RANK	GAMES	SCHEDULE		OF SCHEDULE	RPI	RPI	RPI	RPI
DIV. I ONLY		3-17-0	.15	308	1-9-0		264	250	303	.3437	303
DIV. I NON-CONF.		2-10-0	.16667	286	0-2-0		231	236	290	.36363	293
TOTALS		RPI 1-25	RPI 26-50		W-L RECORDS		RPI 51-100		RPI 101-150		RPI 150+
3-17-0	0-0-0	0-1-0		OVERALL		0-2-0		0-3-0		3-11-0	
2-6-0	0-0-0	0-0-0		HOME		0-0-0		0-2-0		2-4-0	
1-10-0	0-0-0	0-1-0		AWAY		0-2-0		0-1-0		1-6-0	
0-1-0	0-0-0	0-0-0		NEUTRAL		0-0-0		0-0-0		0-1-0	
2-10-0	0-0-0	0-0-0		NON-CONFERENCE		0-2-0		0-2-0		2-6-0	
1-3-0	0-0-0	0-0-0		HOME		0-0-0		0-1-0		1-2-0	
1-6-0	0-0-0	0-0-		AWAY		0-2-0		0-1-0		1-3-0	
0-1-0	0-0-0	0-0-0		NEUTRAL		0-0-0		0-0-0		0-1-0	
1-7-0	0-0-0	0-1-0		CONFERENCE		0-0-0		0-1-0		1-5-0	
1-3-0	0-0-0	0-0-0		HOME		0-0-0		0-1-0		1-2-0	
0-4-0	0-0-0	0-1-0		AWAY		0-0-0		0-0-0		0-3-0	
0-0-0	0-0-0	0-0-0		NEUTRAL		0-0-0		0-0-0		0-0-0	
RPI S	Opponent	Score	RPI S	Opponent	Score	RPI S	Opponent	Score	RPI S	Opponent	Score
			49 A	Boston U.	0 2	74 A	Brown	1 4	114 A	Siena	0 4
						98 A	Dartmouth	0 5	134 H	Stony Brook	2 3
									138 H	Army	0 1
									182 A	Niagara	2 4
									190 A	Syracuse	1 3
									196 A	Hartford	0 4
									211 A	Colgate	2 1
									226 H	Massachusetts	1 2
									230 A	Lehigh	0 1
									231 A	Maine	0 1
									241 H	New Hampshire	3 1
									241 N	Drexel	1 4
									258 A	Binghamton-SUNY	0 1
									277 H	Vermont	1 2
									289 H	Youngstown St.	2 1
									292 H	Sacred Heart	0 1
									293 H	UMBC	3 4
LAST 10 GAMES											
			277 H	Vermont	1 2	293 H	UMBC	3 4			
			258 A	Binghamton-SUNY	0 1	241 H	New Hampshire	3 1			
			134 H	Stony Brook	2 3	231 A	Maine	0 1			
			196 A	Hartford	0 4	49 A	Boston U.	0 2			
			98 A	Dartmouth	0 5	292 H	Sacred Heart	0 1			

Non-Div. I Games:

Albany (N.Y.)

Average RPI Win: 275		WON-LOST RECORD		WINNING PCT. RANK		LAST 10 GAMES		STRENGTH OF SCHEDULE		OPP. STRENGTH OF SCHEDULE		TEAM RPI		ADJ RPI		CONF. RPI		ADJ CONF. RPI	
DIV. I ONLY		1-16-2		.10526 313		0-9-1		232		253		304		.34025 304		23		23	
DIV. I NON-CONF.		1-10-1		.125 294		0-3-0		214		243		294		.35419 298		20		20	
TOTALS		RPI 1-25		RPI 26-50		W-L RECORDS		RPI 51-100		RPI 101-150		RPI 150+							
1-16-2		0-1-0		0-1-0		OVERALL		0-0-0		0-2-0		1-12-2							
1-6-1		0-0-0		0-0-0		HOME		0-0-0		0-1-0		1-5-1							
0-8-0		0-0-0		0-1-0		AWAY		0-0-0		0-1-0		0-6-0							
0-2-1		0-1-0		0-0-0		NEUTRAL		0-0-0		0-0-0		0-1-1							
1-10-1		0-1-0		0-1-0		NON-CONFERENCE		0-0-0		0-1-0		1-7-1							
1-3-0		0-0-0		0-0-0		HOME		0-0-0		0-1-0		1-2-0							
0-5-0		0-0-0		0-0-		AWAY		0-0-0		0-0-0		0-4-0							
0-2-1		0-1-0		0-0-0		NEUTRAL		0-0-0		0-0-0		0-1-1							
0-6-1		0-0-0		0-0-0		CONFERENCE		0-0-0		0-1-0		0-5-1							
0-3-1		0-0-0		0-0-0		HOME		0-0-0		0-0-0		0-3-1							
0-3-0		0-0-0		0-0-0		AWAY		0-0-0		0-1-0		0-2-0							
0-0-0		0-0-0		0-0-0		NEUTRAL		0-0-0		0-0-0		0-0-0							
RPI	S	Opponent		Score		RPI	S	Opponent		Score		RPI	S	Opponent		Score			
17	N	Minnesota		0 1		42	A	Washington St.		0 2		111	A	Utah St.		0 4			
												146	H	Seattle		0 1			
												155	A	Fresno St.		0 1			
												165	H	Hawaii		1 2			
												177	H	Gonzaga		1 3			
												182	N	Niagara		2 2			
												206	H	Boise St.		0 1			
												207	H	Wyoming		0 3			
												215	H	Louisiana Tech		0 0			
												233	A	Montana		0 2			
												235	A	Utah Valley		1 2			
												256	A	Cal St. Bakersfield		1 2			
												267	H	San Jose St.		0 1			
												268	N	Robert Morris		1 2			
												270	A	Nevada		0 2			
												271	A	Eastern Wash.		0 1			
												275	H	Idaho St.		2 0			
						LAST 10 GAMES													
						267	H	San Jose St.		0 1		165	H	Hawaii		1 2			
						155	A	Fresno St.		0 1		111	A	Utah St.		0 4			
						270	A	Nevada		0 2		233	A	Montana		0 2			
						206	H	Boise St.		0 1		235	A	Utah Valley		1 2			
						215	H	Louisiana Tech		0 0		42	A	Washington St.		0 2			

Non-Div. I Games:

Idaho

Average RPI Win: 315		WON-LOST	WINNING	LAST 10	STRENGTH OF		OPP. STRENGTH	TEAM	ADJ	CONF.	ADJ CONF.
Average RPI Loss: 246		RECORD	PCT. RANK	GAMES	SCHEDULE		OF SCHEDULE	RPI	RPI	RPI	RPI
DIV. I ONLY		5-9-1	.36667	229	5-4-0		317	314	306	.33306	305
DIV. I NON-CONF.		0-5-1	.08333	306	0-0-0		294	299	315	.30362	314
TOTALS		RPI 1-25	RPI 26-50		W-L RECORDS		RPI 51-100		RPI 101-150		RPI 150+
5-9-1	0-0-0	0-0-0		OVERALL		0-1-0		0-0-0		5-8-1	
3-4-1	0-0-0	0-0-0		HOME		0-0-0		0-0-0		3-4-1	
2-4-0	0-0-0	0-0-0		AWAY		0-1-0		0-0-0		2-3-0	
0-1-0	0-0-0	0-0-0		NEUTRAL		0-0-0		0-0-0		0-1-0	
0-5-1	0-0-0	0-0-0		NON-CONFERENCE		0-1-0		0-0-0		0-4-1	
0-2-1	0-0-0	0-0-0		HOME		0-0-0		0-0-0		0-2-1	
0-3-0	0-0-0	0-0-		AWAY		0-1-0		0-0-0		0-2-0	
0-0-0	0-0-0	0-0-0		NEUTRAL		0-0-0		0-0-0		0-0-0	
5-4-0	0-0-0	0-0-0		CONFERENCE		0-0-0		0-0-0		5-4-0	
3-2-0	0-0-0	0-0-0		HOME		0-0-0		0-0-0		3-2-0	
2-1-0	0-0-0	0-0-0		AWAY		0-0-0		0-0-0		2-1-0	
0-1-0	0-0-0	0-0-0		NEUTRAL		0-0-0		0-0-0		0-1-0	
RPI S	Opponent	Score	RPI S	Opponent	Score	RPI S	Opponent	Score	RPI S	Opponent	Score
						59 A	TCU	0 6	215 H	Louisiana Tech	0 8
									236 A	Jackson St.	0 1
									264 H	Mississippi Val.	1 2
									274 N	Alabama A&M	1 2
									283 A	Arkansas St.	0 7
									290 H	Austin Peay	0 2
									291 H	Lipscomb	2 2
									296 H	Grambling	0 1
									297 A	Central Ark.	0 1
									313 A	Southern U.	3 1
									314 H	Texas Southern	3 2
									315 H	Prairie View	2 0
									317 A	Alabama St.	11 0
									318 H	Alcorn St.	8 0
LAST 10 GAMES											
						296 H	Grambling	0 1	274 N	Alabama A&M	1 2
						318 H	Alcorn St.	8 0	314 H	Texas Southern	3 2
						264 H	Mississippi Val.	1 2	313 A	Southern U.	3 1
						317 A	Alabama St.	11 0	236 A	Jackson St.	0 1
						315 H	Prairie View	2 0	59 A	TCU	0 6

Non-Div. I Games: Central Baptist 8 0 Crichton 7 0

Ark.-Pine Bluff

Average RPI Win:	304	WON-LOST RECORD	WINNING PCT. RANK	LAST 10 GAMES	STRENGTH OF SCHEDULE	OPP. STRENGTH OF SCHEDULE	TEAM RPI	ADJ RPI	CONF. RPI	ADJ CONF. RPI					
DIV. I ONLY		2-16-1	.13158	309	1-8-1	276	285	305	.33183	306	26	26			
DIV. I NON-CONF.		1-9-0	.1	301	0-1-0	291	280	311	.31236	311	28	28			
<hr/>															
TOTALS	RPI 1-25	RPI 26-50		W-L RECORDS		RPI 51-100		RPI 101-150		RPI 150+					
2-16-1	0-0-0	0-0-0		OVERALL		0-2-0		0-5-0		2-9-1					
2-7-0	0-0-0	0-0-0		HOME		0-0-0		0-1-0		2-6-0					
0-7-1	0-0-0	0-0-0		AWAY		0-1-0		0-4-0		0-2-1					
0-2-0	0-0-0	0-0-0		NEUTRAL		0-1-0		0-0-0		0-1-0					
<hr/>															
1-9-0	0-0-0	0-0-0		NON-CONFERENCE		0-1-0		0-3-0		1-5-0					
1-3-0	0-0-0	0-0-0		HOME		0-0-0		0-0-0		1-3-0					
0-4-0	0-0-0	0-0-		AWAY		0-0-0		0-3-0		0-1-0					
0-2-0	0-0-0	0-0-0		NEUTRAL		0-1-0		0-0-0		0-1-0					
<hr/>															
1-7-1	0-0-0	0-0-0		CONFERENCE		0-1-0		0-2-0		1-4-1					
1-4-0	0-0-0	0-0-0		HOME		0-0-0		0-1-0		1-3-0					
0-3-1	0-0-0	0-0-0		AWAY		0-1-0		0-1-0		0-1-1					
0-0-0	0-0-0	0-0-0		NEUTRAL		0-0-0		0-0-0		0-0-0					
<hr/>															
RPI	S	Opponent	Score	RPI	S	Opponent	Score	RPI	S	Opponent	Score				
						86	A	Long Island	0	7	102	A	Central Conn. St.	0	4
						87	N	Radford	0	3	123	A	Navy	1	5
											129	A	Maryland	0	10
											137	A	Bucknell	0	4
											148	H	Monmouth	0	5
											191	H	Marshall	0	4
											192	H	St. Francis (Pa.)	1	3
											227	A	Quinnipiac	2	2
											232	H	American	0	3
											238	H	Fairleigh Dickinson	0	1
											246	A	Towson	1	2
											268	H	Robert Morris	3	4
											292	H	Sacred Heart	2	0
											295	A	Wagner	0	2
											298	N	Citadel	1	4
											310	H	St. Peter's	0	1
											316	H	NJIT	5	2
										LAST 10 GAMES					
				86	A	Long Island	0	7	295	A	Wagner	0	2		
				148	H	Monmouth	0	5	102	A	Central Conn. St.	0	4		
				192	H	St. Francis (Pa.)	1	3	292	H	Sacred Heart	2	0		
				268	H	Robert Morris	3	4	238	H	Fairleigh Dickinson	0	1		
				227	A	Quinnipiac	2	2	129	A	Maryland	0	10		

Non-Div. I Games:

Mt. St. Mary's

Average RPI Win: 313		WON-LOST RECORD		WINNING PCT. RANK		LAST 10 GAMES		STRENGTH OF SCHEDULE		OPP. STRENGTH OF SCHEDULE		TEAM RPI		ADJ RPI		CONF. RPI		ADJ CONF. RPI	
DIV. I ONLY		2-11-0		.15385 307		2-6-0		294		307		309		.3276 307		31		31	
DIV. I NON-CONF.		1-7-0		.125 294		1-2-0		173		296		289		.3686 290		31		31	
TOTALS		RPI 1-25		RPI 26-50		W-L RECORDS		RPI 51-100		RPI 101-150		RPI 150+							
2-11-0		0-0-0		0-0-0		OVERALL		0-1-0		0-1-0		2-9-0							
1-5-0		0-0-0		0-0-0		HOME		0-0-0		0-0-0		1-5-0							
1-6-0		0-0-0		0-0-0		AWAY		0-1-0		0-1-0		1-4-0							
0-0-0		0-0-0		0-0-0		NEUTRAL		0-0-0		0-0-0		0-0-0							
1-7-0		0-0-0		0-0-0		NON-CONFERENCE		0-1-0		0-1-0		1-5-0							
1-2-0		0-0-0		0-0-0		HOME		0-0-0		0-0-0		1-2-0							
0-5-0		0-0-0		0-0-		AWAY		0-1-0		0-1-0		0-3-0							
0-0-0		0-0-0		0-0-0		NEUTRAL		0-0-0		0-0-0		0-0-0							
1-4-0		0-0-0		0-0-0		CONFERENCE		0-0-0		0-0-0		1-4-0							
0-3-0		0-0-0		0-0-0		HOME		0-0-0		0-0-0		0-3-0							
1-1-0		0-0-0		0-0-0		AWAY		0-0-0		0-0-0		1-1-0							
0-0-0		0-0-0		0-0-0		NEUTRAL		0-0-0		0-0-0		0-0-0							
RPI	S	Opponent		Score		RPI	S	Opponent		Score		RPI	S	Opponent		Score			

Non-Div. I Games: Wilmington (DE) 4 4 Concordia (NY) 3 0

Delaware St.

IPFW

Average RPI Win: 0		WON-LOST	WINNING	LAST 10	STRENGTH OF		OPP. STRENGTH	TEAM	ADJ		CONF.	ADJ CONF.		
Average RPI Loss: 186		RECORD	PCT. RANK	GAMES	SCHEDULE		OF SCHEDULE	RPI	RPI		RPI	RPI		
DIV. I ONLY		0-17-1	.02778	318	0-9-1		223	274	308		.32738	308	29	29
DIV. I NON-CONF.		0-10-0	0	310	0-2-0		136	231	297		.35896	295	27	27
TOTALS		RPI 1-25	RPI 26-50		W-L RECORDS		RPI 51-100		RPI 101-150		RPI 150+			
0-17-1	0-0-0	0-0-0		OVERALL		0-1-0		0-4-0		0-12-1				
0-6-1	0-0-0	0-0-0		HOME		0-1-0		0-1-0		0-4-1				
0-11-0	0-0-0	0-0-0		AWAY		0-0-0		0-3-0		0-8-0				
0-0-0	0-0-0	0-0-0		NEUTRAL		0-0-0		0-0-0		0-0-0				
0-10-0	0-0-0	0-0-0		NON-CONFERENCE		0-0-0		0-4-0		0-6-0				
0-3-0	0-0-0	0-0-0		HOME		0-0-0		0-1-0		0-2-0				
0-7-0	0-0-0	0-0-		AWAY		0-0-0		0-3-0		0-4-0				
0-0-0	0-0-0	0-0-0		NEUTRAL		0-0-0		0-0-0		0-0-0				
0-7-1	0-0-0	0-0-0		CONFERENCE		0-1-0		0-0-0		0-6-1				
0-3-1	0-0-0	0-0-0		HOME		0-1-0		0-0-0		0-2-1				
0-4-0	0-0-0	0-0-0		AWAY		0-0-0		0-0-0		0-4-0				
0-0-0	0-0-0	0-0-0		NEUTRAL		0-0-0		0-0-0		0-0-0				
RPI S	Opponent	Score	RPI S	Opponent	Score	RPI S	Opponent	Score	RPI S	Opponent	Score			
						85 H	South Dakota St.	0 1	101 A	Eastern Mich.	0	3		
									120 A	Central Mich.	0	1		
									125 H	Bowling Green	0	4		
									140 A	Wright St.	0	3		
									156 A	Butler	0	3		
									161 A	Detroit	0	3		
									163 H	IUPUI	1	2		
									168 H	Valparaiso	0	1		
									174 A	Illinois St.	1	3		
									194 A	Cleveland St.	0	2		
									199 H	Oakland	1	6		
									251 A	Oral Roberts	0	4		
									262 A	Southern Utah	0	1		
									269 A	Western Ill.	0	3		
									287 H	North Dakota St.	1	1		
									289 H	Youngstown St.	0	1		
									301 A	Centenary (La.)	0	1		
LAST 10 GAMES														
						301 A	Centenary (La.)	0 1	251 A	Oral Roberts	0	4		
						262 A	Southern Utah	0 1	289 H	Youngstown St.	0	1		
						161 A	Detroit	0 3	163 H	IUPUI	1	2		
						199 H	Oakland	1 6	85 H	South Dakota St.	0	1		
						269 A	Western Ill.	0 3	287 H	North Dakota St.	1	1		

Non-Div. I Games:

IPFW

Average RPI Win:	313	WON-LOST RECORD	WINNING PCT. RANK	LAST 10 GAMES	STRENGTH OF SCHEDULE	OPP. STRENGTH OF SCHEDULE	TEAM RPI	ADJ RPI	CONF. RPI	ADJ CONF. RPI		
DIV. I ONLY		2-14-2	.16667	302	1-9-0	303	290	307	.32415	309	22	22
DIV. I NON-CONF.		2-7-2	.27273	258	1-2-0	308	304	303	.34175	304	21	21
<hr/>												
TOTALS	RPI 1-25	RPI 26-50		W-L RECORDS		RPI 51-100		RPI 101-150		RPI 150+		
2-14-2	0-0-0	0-0-0		OVERALL		0-1-0		0-4-0		2-9-2		
2-6-1	0-0-0	0-0-0		HOME		0-1-0		0-2-0		2-3-1		
0-7-1	0-0-0	0-0-0		AWAY		0-0-0		0-2-0		0-5-1		
0-1-0	0-0-0	0-0-0		NEUTRAL		0-0-0		0-0-0		0-1-0		
2-7-2	0-0-0	0-0-0		NON-CONFERENCE		0-1-0		0-1-0		2-5-2		
2-2-1	0-0-0	0-0-0		HOME		0-1-0		0-0-0		2-1-1		
0-4-1	0-0-0	0-0-		AWAY		0-0-0		0-1-0		0-3-1		
0-1-0	0-0-0	0-0-0		NEUTRAL		0-0-0		0-0-0		0-1-0		
0-7-0	0-0-0	0-0-0		CONFERENCE		0-0-0		0-3-0		0-4-0		
0-4-0	0-0-0	0-0-0		HOME		0-0-0		0-2-0		0-2-0		
0-3-0	0-0-0	0-0-0		AWAY		0-0-0		0-1-0		0-2-0		
0-0-0	0-0-0	0-0-0		NEUTRAL		0-0-0		0-0-0		0-0-0		
RPI	S	Opponent	Score	RPI	S	Opponent	Score	RPI	S	Opponent	Score	
						86 H	Long Island	0		1		

Non-Div. I Games:

Lafayette

Average RPI Win:		306	WON-LOST RECORD		WINNING PCT. RANK		LAST 10 GAMES		STRENGTH OF SCHEDULE		OPP. STRENGTH OF SCHEDULE		TEAM RPI		ADJ RPI		CONF. RPI		ADJ CONF. RPI	
Average RPI Loss:		205																		
DIV. I ONLY			3-15-0		.16667 302		0-10-0		304		298		310		.32149 310		21		21	
DIV. I NON-CONF.			3-6-0		.33333 229		0-1-0		314		312		307		.32787 306		26		26	
TOTALS		RPI 1-25		RPI 26-50		W-L RECORDS		RPI 51-100		RPI 101-150		RPI 150+								
3-15-0		0-0-0		0-0-0		OVERALL		0-2-0		0-3-0		3-10-0								
2-5-0		0-0-0		0-0-0		HOME		0-1-0		0-1-0		2-3-0								
1-10-0		0-0-0		0-0-0		AWAY		0-1-0		0-2-0		1-7-0								
0-0-0		0-0-0		0-0-0		NEUTRAL		0-0-0		0-0-0		0-0-0								
3-6-0		0-0-0		0-0-0		NON-CONFERENCE		0-0-0		0-2-0		3-4-0								
2-1-0		0-0-0		0-0-0		HOME		0-0-0		0-0-0		2-1-0								
1-5-0		0-0-0		0-0-		AWAY		0-0-0		0-2-0		1-3-0								
0-0-0		0-0-0		0-0-0		NEUTRAL		0-0-0		0-0-0		0-0-0								
0-9-0		0-0-0		0-0-0		CONFERENCE		0-2-0		0-1-0		0-6-0								
0-4-0		0-0-0		0-0-0		HOME		0-1-0		0-1-0		0-2-0								
0-5-0		0-0-0		0-0-0		AWAY		0-1-0		0-0-0		0-4-0								
0-0-0		0-0-0		0-0-0		NEUTRAL		0-0-0		0-0-0		0-0-0								
RPI	S	Opponent		Score	RPI	S	Opponent		Score	RPI	S	Opponent		Score	RPI	S	Opponent		Score	
							68 A Fairfield		0 5			114 H Siena		1 2			94 H Loyola (Md.)		0 4	
												145 A St. Joseph's		0 3						
												148 A Monmouth		2 4						
												164 A Canisius		0 4						
												182 A Niagara		1 4						
												202 A Manhattan		0 2						
												238 H Fairleigh Dickinson		0 5						
												248 A Temple		0 3						
												272 H Marist		1 2						
												278 A Iona		0 4						
												295 H Wagner		1 0						
												302 H Rider		1 2						
												306 A Mt. St. Mary's		1 0						
												307 A Delaware St.		0 1						
												309 A Lafayette		0 2						
												316 H NJIT		1 0						
LAST 10 GAMES																				
							68 A Fairfield		0 5			278 A Iona		0 4						
							272 H Marist		1 2			302 H Rider		1 2						
							114 H Siena		1 2			94 H Loyola (Md.)		0 4						
							182 A Niagara		1 4			202 A Manhattan		0 2						
							164 A Canisius		0 4			148 A Monmouth		2 4						

Non-Div. I Games:

St. Peter's

Average RPI Win: 314		WON-LOST	WINNING	LAST 10	STRENGTH OF		OPP. STRENGTH	TEAM	ADJ		CONF.	ADJ CONF.	
Average RPI Loss: 213		RECORD	PCT. RANK	GAMES	SCHEDULE		OF SCHEDULE	RPI	RPI		RPI	RPI	
DIV. I ONLY		2-16-0	.11111	312	0-10-0		296	303	311	.30808	311	24	25
DIV. I NON-CONF.		2-7-0	.22222	272	0-1-0		310	313	309	.31411	309	29	29
TOTALS		RPI 1-25	RPI 26-50		W-L RECORDS		RPI 51-100		RPI 101-150		RPI 150+		
2-16-0	0-0-0	0-0-0		OVERALL		0-1-0		0-2-0		2-13-0			
0-6-0	0-0-0	0-0-0		HOME		0-0-0		0-0-0		0-6-0			
2-7-0	0-0-0	0-0-0		AWAY		0-1-0		0-2-0		2-4-0			
0-3-0	0-0-0	0-0-0		NEUTRAL		0-0-0		0-0-0		0-3-0			
2-7-0	0-0-0	0-0-0		NON-CONFERENCE		0-0-0		0-1-0		2-6-0			
0-1-0	0-0-0	0-0-0		HOME		0-0-0		0-0-0		0-1-0			
2-3-0	0-0-0	0-0-		AWAY		0-0-0		0-1-0		2-2-0			
0-3-0	0-0-0	0-0-0		NEUTRAL		0-0-0		0-0-0		0-3-0			
0-9-0	0-0-0	0-0-0		CONFERENCE		0-1-0		0-1-0		0-7-0			
0-5-0	0-0-0	0-0-0		HOME		0-0-0		0-0-0		0-5-0			
0-4-0	0-0-0	0-0-0		AWAY		0-1-0		0-1-0		0-2-0			
0-0-0	0-0-0	0-0-0		NEUTRAL		0-0-0		0-0-0		0-0-0			
RPI	S	Opponent	Score	RPI	S	Opponent	Score	RPI	S	Opponent	Score		
				100 A Texas St.				0	7	118 A McNeese St.	1	6	
										136 A Arkansas	0	7	
										153 N Missouri St.	0	7	
										162 A UTSA	0	5	
										181 H Stephen F. Austin	1	6	
										204 H Southeastern La.	1	5	
										221 H Sam Houston St.	0	4	
										229 H Northwestern St.	2	7	
										239 N Mississippi St.	0	8	
										247 A Troy	0	10	
										265 A South Ala.	1	3	
										265 N South Ala.	0	7	
										282 A Lamar	1	3	
										297 H Central Ark.	1	2	
										301 H Centenary (La.)	2	4	
										313 A Southern U.	6	0	
						314 A Texas Southern	5	1					
				LAST 10 GAMES									
				282 A Lamar	1	3	204 H Southeastern La.	1	5				
				118 A McNeese St.	1	6	162 A UTSA	0	5				
				229 H Northwestern St.	2	7	181 H Stephen F. Austin	1	6				
				297 H Central Ark.	1	2	221 H Sam Houston St.	0	4				
				100 A Texas St.	0	7	301 H Centenary (La.)	2	4				

Non-Div. I Games:

Nicholls St.

Average RPI Win: 307		WON-LOST RECORD		WINNING PCT. RANK		LAST 10 GAMES		STRENGTH OF SCHEDULE		OPP. STRENGTH OF SCHEDULE		TEAM RPI		ADJ RPI		CONF. RPI		ADJ CONF. RPI	
Average RPI Loss: 240																			
DIV. I ONLY		1-10-1		.125 311		1-8-0		312		305		316		.29618 312		31		31	
DIV. I NON-CONF.		0-6-1		.07143 308		0-4-0		280		280		310		.31336 310		31		31	
TOTALS		RPI 1-25		RPI 26-50		W-L RECORDS		RPI 51-100		RPI 101-150		RPI 150+							
1-10-1		0-0-0		0-0-0		OVERALL		0-0-0		0-0-0		1-10-1							
1-3-0		0-0-0		0-0-0		HOME		0-0-0		0-0-0		1-3-0							
0-6-1		0-0-0		0-0-0		AWAY		0-0-0		0-0-0		0-6-1							
0-1-0		0-0-0		0-0-0		NEUTRAL		0-0-0		0-0-0		0-1-0							
0-6-1		0-0-0		0-0-0		NON-CONFERENCE		0-0-0		0-0-0		0-6-1							
0-2-0		0-0-0		0-0-0		HOME		0-0-0		0-0-0		0-2-0							
0-4-1		0-0-0		0-0-		AWAY		0-0-0		0-0-0		0-4-1							
0-0-0		0-0-0		0-0-0		NEUTRAL		0-0-0		0-0-0		0-0-0							
1-4-0		0-0-0		0-0-0		CONFERENCE		0-0-0		0-0-0		1-4-0							
1-1-0		0-0-0		0-0-0		HOME		0-0-0		0-0-0		1-1-0							
0-2-0		0-0-0		0-0-0		AWAY		0-0-0		0-0-0		0-2-0							
0-1-0		0-0-0		0-0-0		NEUTRAL		0-0-0		0-0-0		0-1-0							
RPI	S	Opponent		Score	RPI	S	Opponent		Score	RPI	S	Opponent		Score	RPI	S	Opponent		Score

Non-Div. I Games: Flagler 0 0 Coker 2 0

South Carolina St.

Average RPI Win:	303	WON-LOST RECORD	WINNING PCT. RANK	LAST 10 GAMES	STRENGTH OF SCHEDULE	OPP. STRENGTH OF SCHEDULE	TEAM RPI	ADJ RPI	CONF. RPI	ADJ CONF. RPI		
DIV. I ONLY		3-11-0	.21429	289	3-7-0	314	316	313	.29437	313	32	32
DIV. I NON-CONF.		0-5-0	0	310	0-1-0	248	308	314	.30508	313	32	32
<hr/>												
TOTALS	RPI 1-25	RPI 26-50		W-L RECORDS		RPI 51-100		RPI 101-150		RPI 150+		
3-11-0	0-0-0	0-0-0		OVERALL		0-0-0		0-0-0		3-11-0		
2-4-0	0-0-0	0-0-0		HOME		0-0-0		0-0-0		2-4-0		
1-6-0	0-0-0	0-0-0		AWAY		0-0-0		0-0-0		1-6-0		
0-1-0	0-0-0	0-0-0		NEUTRAL		0-0-0		0-0-0		0-1-0		
0-5-0	0-0-0	0-0-0		NON-CONFERENCE		0-0-0		0-0-0		0-5-0		
0-2-0	0-0-0	0-0-0		HOME		0-0-0		0-0-0		0-2-0		
0-2-0	0-0-0	0-0-		AWAY		0-0-0		0-0-0		0-2-0		
0-1-0	0-0-0	0-0-0		NEUTRAL		0-0-0		0-0-0		0-1-0		
3-6-0	0-0-0	0-0-0		CONFERENCE		0-0-0		0-0-0		3-6-0		
2-2-0	0-0-0	0-0-0		HOME		0-0-0		0-0-0		2-2-0		
1-4-0	0-0-0	0-0-0		AWAY		0-0-0		0-0-0		1-4-0		
0-0-0	0-0-0	0-0-0		NEUTRAL		0-0-0		0-0-0		0-0-0		
<hr/>												
RPI	S	Opponent	Score	RPI	S	Opponent	Score	RPI	S	Opponent	Score	
								167	N	Tulsa	0	10
								204	A	Southeastern La.	0	10
								215	H	Louisiana Tech	0	7
								229	A	Northwestern St.	0	10
								236	A	Jackson St.	1	4
								264	A	Mississippi Val.	2	4
								274	H	Alabama A&M	2	1
								296	H	Grambling	0	3
								305	H	Ark.-Pine Bluff	1	3
								311	H	Nicholls St.	0	6
								314	A	Texas Southern	0	1
								315	A	Prairie View	1	5
								317	H	Alabama St.	5	1
								318	A	Alcorn St.	2	0
								<hr/>				
LAST 10 GAMES												
314 A Texas Southern				0	1	274 H Alabama A&M				2	1	
315 A Prairie View				1	5	318 A Alcorn St.				2	0	
317 H Alabama St.				5	1	305 H Ark.-Pine Bluff				1	3	
236 A Jackson St.				1	4	296 H Grambling				0	3	
264 A Mississippi Val.				2	4	229 A Northwestern St.				0	10	

Non-Div. I Games: LSU-Shreveport

Southern U.

Average RPI Win:		316	WON-LOST RECORD		WINNING PCT. RANK		LAST 10 GAMES		STRENGTH OF SCHEDULE		OPP. STRENGTH OF SCHEDULE		TEAM RPI		ADJ RPI		CONF. RPI		ADJ CONF. RPI		
DIV. I ONLY			4-10-0		.28571	270	4-5-0		318		315		315		.29226		314	32		32	
DIV. I NON-CONF.			0-4-0		0	310	0-0-0		311		259		317		.26343		317	32		32	
TOTALS		RPI 1-25		RPI 26-50			W-L RECORDS			RPI 51-100			RPI 101-150			RPI 150+					
4-10-0		0-0-0		0-0-0			OVERALL			0-0-0			0-0-0			4-10-0					
3-3-0		0-0-0		0-0-0			HOME			0-0-0			0-0-0			3-3-0					
1-7-0		0-0-0		0-0-0			AWAY			0-0-0			0-0-0			1-7-0					
0-0-0		0-0-0		0-0-0			NEUTRAL			0-0-0			0-0-0			0-0-0					
0-4-0		0-0-0		0-0-0			NON-CONFERENCE			0-0-0			0-0-0			0-4-0					
0-2-0		0-0-0		0-0-0			HOME			0-0-0			0-0-0			0-2-0					
0-2-0		0-0-0		0-0-			AWAY			0-0-0			0-0-0			0-2-0					
0-0-0		0-0-0		0-0-0			NEUTRAL			0-0-0			0-0-0			0-0-0					
4-6-0		0-0-0		0-0-0			CONFERENCE			0-0-0			0-0-0			4-6-0					
3-1-0		0-0-0		0-0-0			HOME			0-0-0			0-0-0			3-1-0					
1-5-0		0-0-0		0-0-0			AWAY			0-0-0			0-0-0			1-5-0					
0-0-0		0-0-0		0-0-0			NEUTRAL			0-0-0			0-0-0			0-0-0					
RPI	S	Opponent		Score		RPI	S	Opponent		Score		RPI	S	Opponent		Score					
														162 A UTSA		0		7			
														219 A Houston Baptist		0		5			
														221 H Sam Houston St.		0		3			
														236 H Jackson St.		0		2			
														264 A Mississippi Val.		0		1			
														264 A Mississippi Val.		0		5			
														296 A Grambling		0		1			
														305 A Ark.-Pine Bluff		2		3			
														311 H Nicholls St.		1		5			
														313 H Southern U.		1		0			
														315 A Prairie View		1		2			
														315 H Prairie View		2		1			
														317 H Alabama St.		4		0			
														318 A Alcorn St.		6		1			
						LAST 10 GAMES															
								313 H Southern U.		1		0			264 A Mississippi Val.		0		5		
								236 H Jackson St.		0		2			296 A Grambling		0		1		
								315 H Prairie View		2		1			305 A Ark.-Pine Bluff		2		3		
								318 A Alcorn St.		6		1			317 H Alabama St.		4		0		
								264 A Mississippi Val.		0		1			221 H Sam Houston St.		0		3		

Non-Div. I Games: Palm Beach Atl. 0 1

Texas Southern

Average RPI Win:	315	WON-LOST	WINNING	LAST 10	STRENGTH OF	OPP. STRENGTH	TEAM	ADJ	CONF.	ADJ CONF.		
Average RPI Loss:	235	RECORD	PCT. RANK	GAMES	SCHEDULE	OF SCHEDULE	RPI	RPI	RPI	RPI		
DIV. I ONLY		3-14-1	.19444	296	2-7-1	310	312	312	.28987	315	32	32
DIV. I NON-CONF.		0-8-0	0	310	0-1-0	264	239	313	.29879	315	32	32
<hr/>												
TOTALS	RPI 1-25	RPI 26-50		W-L RECORDS		RPI 51-100		RPI 101-150		RPI 150+		
3-14-1	0-0-0	0-0-0		OVERALL		0-0-0		0-0-0		3-14-1		
3-4-0	0-0-0	0-0-0		HOME		0-0-0		0-0-0		3-4-0		
0-9-1	0-0-0	0-0-0		AWAY		0-0-0		0-0-0		0-9-1		
0-1-0	0-0-0	0-0-0		NEUTRAL		0-0-0		0-0-0		0-1-0		
<hr/>												
0-8-0	0-0-0	0-0-0		NON-CONFERENCE		0-0-0		0-0-0		0-8-0		
0-3-0	0-0-0	0-0-0		HOME		0-0-0		0-0-0		0-3-0		
0-5-0	0-0-0	0-0-		AWAY		0-0-0		0-0-0		0-5-0		
0-0-0	0-0-0	0-0-0		NEUTRAL		0-0-0		0-0-0		0-0-0		
<hr/>												
3-6-1	0-0-0	0-0-0		CONFERENCE		0-0-0		0-0-0		3-6-1		
3-1-0	0-0-0	0-0-0		HOME		0-0-0		0-0-0		3-1-0		
0-4-1	0-0-0	0-0-0		AWAY		0-0-0		0-0-0		0-4-1		
0-1-0	0-0-0	0-0-0		NEUTRAL		0-0-0		0-0-0		0-1-0		
<hr/>												
RPI	S	Opponent	Score	RPI	S	Opponent	Score	RPI	S	Opponent	Score	
								154	A	Baylor	1	10
								159	A	SMU	1	5
								181	A	Stephen F. Austin	2	10
								204	A	Southeastern La.	0	6
								215	H	Louisiana Tech	0	8
								219	H	Houston Baptist	0	6
								221	A	Sam Houston St.	0	5
								236	H	Jackson St.	0	2
								236	N	Jackson St.	1	4
								264	A	Mississippi Val.	0	1
								282	H	Lamar	0	1
								296	A	Grambling	0	1
								305	A	Ark.-Pine Bluff	0	2
								313	H	Southern U.	5	1
								314	A	Texas Southern	1	2
								314	H	Texas Southern	2	1
								317	H	Alabama St.	3	1
								318	A	Alcorn St.	2	2
<hr/>												
LAST 10 GAMES												
236 H Jackson St.				0	2	236 N Jackson St.				1	4	
313 H Southern U.				5	1	305 A Ark.-Pine Bluff				0	2	
314 A Texas Southern				1	2	296 A Grambling				0	1	
264 A Mississippi Val.				0	1	215 H Louisiana Tech				0	8	
318 A Alcorn St.				2	2	317 H Alabama St.				3	1	

Non-Div. I Games: LSU-Shreveport 1 4 Texas Col. 1 2 Huston-Tillotson 1 1

Prairie View

Average RPI Win: 304		WON-LOST RECORD	WINNING PCT. RANK	LAST 10 GAMES	STRENGTH OF SCHEDULE	OPP. STRENGTH OF SCHEDULE	TEAM RPI	ADJ RPI		CONF. RPI	ADJ CONF. RPI	
Average RPI Loss: 242												
DIV. I ONLY		2-16-1	.13158 309	1-8-1	309	308	314	.28438	316	31	31	
DIV. I NON-CONF.		1-12-0	.07692 307	0-4-0	287	310	316	.29001	316	31	31	
<hr/>												
TOTALS		RPI 1-25		RPI 26-50		W-L RECORDS		RPI 51-100		RPI 101-150		RPI 150+
2-16-1		0-0-0		0-0-0		OVERALL		0-0-0		0-2-0		2-14-1
1-6-1		0-0-0		0-0-0		HOME		0-0-0		0-1-0		1-5-1
1-9-0		0-0-0		0-0-0		AWAY		0-0-0		0-1-0		1-8-0
0-1-0		0-0-0		0-0-0		NEUTRAL		0-0-0		0-0-0		0-1-0
1-12-0		0-0-0		0-0-0		NON-CONFERENCE		0-0-0		0-2-0		1-10-0
1-4-0		0-0-0		0-0-0		HOME		0-0-0		0-1-0		1-3-0
0-8-0		0-0-0		0-0-		AWAY		0-0-0		0-1-0		0-7-0
0-0-0		0-0-0		0-0-0		NEUTRAL		0-0-0		0-0-0		0-0-0
1-4-1		0-0-0		0-0-0		CONFERENCE		0-0-0		0-0-0		1-4-1
0-2-1		0-0-0		0-0-0		HOME		0-0-0		0-0-0		0-2-1
1-1-0		0-0-0		0-0-0		AWAY		0-0-0		0-0-0		1-1-0
0-1-0		0-0-0		0-0-0		NEUTRAL		0-0-0		0-0-0		0-1-0
RPI	S	Opponent	Score	RPI	S	Opponent	Score	RPI	S	Opponent	Score	
								138	A	Army	1 3	
								148	H	Monmouth	0 7	
								151	A	La Salle	0 3	
								164	H	Canisius	0 3	
								200	H	Longwood	0 0	
								227	A	Quinnipiac	0 6	
								235	H	Utah Valley	1 2	
								235	N	Utah Valley	0 4	
								241	A	Drexel	0 3	
								258	H	Binghamton-SUNY	0 2	
								261	H	Bryant	1 3	
								278	A	Iona	1 2	
								295	H	Wagner	4 2	
								299	A	Howard	0 1	
								306	A	Mt. St. Mary's	2 5	
								307	H	Delaware St.	0 1	
								309	A	Lafayette	0 2	
								310	A	St. Peter's	0 1	
								312	A	South Carolina St.	2 0	
				LAST 10 GAMES								
								299	A	Howard	0 1	
								235	N	Utah Valley	0 4	
								261	H	Bryant	1 3	
								312	A	South Carolina St.	2 0	
								278	A	Iona	1 2	
								309	A	Lafayette	0 2	
								227	A	Quinnipiac	0 6	

Non-Div. I Games:

NJIT

Average RPI Win: 318		WON-LOST	WINNING	LAST 10	STRENGTH OF		OPP. STRENGTH	TEAM	ADJ	CONF.	ADJ CONF.
Average RPI Loss: 277		RECORD	PCT. RANK	GAMES	SCHEDULE		OF SCHEDULE	RPI	RPI	RPI	RPI
DIV. I ONLY		1-11-0	.08333	316	1-9-0		315	317	317	.24902	317
DIV. I NON-CONF.		0-3-0	0	310	0-1-0		225	314	312	.30945	312
TOTALS		RPI 1-25	RPI 26-50		W-L RECORDS		RPI 51-100		RPI 101-150		RPI 150+
1-11-0	0-0-0	0-0-0		OVERALL		0-0-0		0-0-0		1-11-0	
1-5-0	0-0-0	0-0-0		HOME		0-0-0		0-0-0		1-5-0	
0-5-0	0-0-0	0-0-0		AWAY		0-0-0		0-0-0		0-5-0	
0-1-0	0-0-0	0-0-0		NEUTRAL		0-0-0		0-0-0		0-1-0	
0-3-0	0-0-0	0-0-0		NON-CONFERENCE		0-0-0		0-0-0		0-3-0	
0-2-0	0-0-0	0-0-0		HOME		0-0-0		0-0-0		0-2-0	
0-1-0	0-0-0	0-0-		AWAY		0-0-0		0-0-0		0-1-0	
0-0-0	0-0-0	0-0-0		NEUTRAL		0-0-0		0-0-0		0-0-0	
1-8-0	0-0-0	0-0-0		CONFERENCE		0-0-0		0-0-0		1-8-0	
1-3-0	0-0-0	0-0-0		HOME		0-0-0		0-0-0		1-3-0	
0-4-0	0-0-0	0-0-0		AWAY		0-0-0		0-0-0		0-4-0	
0-1-0	0-0-0	0-0-0		NEUTRAL		0-0-0		0-0-0		0-1-0	
RPI S	Opponent	Score	RPI S	Opponent	Score	RPI S	Opponent	Score	RPI S	Opponent	Score
									204 H	Southeastern La.	0 9
									236 A	Jackson St.	0 9
									247 H	Troy	0 9
									264 H	Mississippi Val.	0 9
									274 H	Alabama A&M	0 7
									281 A	Jacksonville St.	0 12
									296 N	Grambling	0 2
									305 H	Ark.-Pine Bluff	0 11
									313 A	Southern U.	1 5
									314 A	Texas Southern	0 4
									315 A	Prairie View	1 3
									318 H	Alcorn St.	3 2
LAST 10 GAMES											
									296 N	Grambling	0 2
									274 H	Alabama A&M	0 7
									314 A	Texas Southern	0 4
									315 A	Prairie View	1 3
									204 H	Southeastern La.	0 9
									318 H	Alcorn St.	3 2
									264 H	Mississippi Val.	0 9
									313 A	Southern U.	1 5
									236 A	Jackson St.	0 9
									305 H	Ark.-Pine Bluff	0 11

Non-Div. I Games: Brewton Parker 1 7 Birmingham-So. 0 9 North Ala. 0 12

Alabama St.

Average RPI Win:	0	WON-LOST RECORD		WINNING PCT. RANK	317	LAST 10 GAMES		STRENGTH OF SCHEDULE	316	OPP. STRENGTH OF SCHEDULE	318	TEAM RPI	318	ADJ RPI	318	CONF. RPI	32	ADJ CONF. RPI	32
Average RPI Loss:	283				0	310	0-0-0		318		318		318	-.0124	318		32		32
DIV. I ONLY		0-10-1		.04545	317	0-9-1		316		318		318		.22909	318	32	32		
DIV. I NON-CONF.		0-0-0		0	310	0-0-0		318		318		318		-.0124	318	32	32		
TOTALS		RPI 1-25		RPI 26-50		W-L RECORDS		RPI 51-100		RPI 101-150		RPI 150+							
0-10-1	0-0-0			0-0-0		OVERALL		0-0-0		0-0-0		0-10-1							
0-3-1	0-0-0			0-0-0		HOME		0-0-0		0-0-0		0-3-1							
0-7-0	0-0-0			0-0-0		AWAY		0-0-0		0-0-0		0-7-0							
0-0-0	0-0-0			0-0-0		NEUTRAL		0-0-0		0-0-0		0-0-0							
0-0-0	0-0-0			0-0-0		NON-CONFERENCE		0-0-0		0-0-0		0-0-0							
0-0-0	0-0-0			0-0-0		HOME		0-0-0		0-0-0		0-0-0							
0-0-0	0-0-0			0-0-		AWAY		0-0-0		0-0-0		0-0-0							
0-0-0	0-0-0			0-0-0		NEUTRAL		0-0-0		0-0-0		0-0-0							
0-10-1	0-0-0			0-0-0		CONFERENCE		0-0-0		0-0-0		0-10-1							
0-3-1	0-0-0			0-0-0		HOME		0-0-0		0-0-0		0-3-1							
0-7-0	0-0-0			0-0-0		AWAY		0-0-0		0-0-0		0-7-0							
0-0-0	0-0-0			0-0-0		NEUTRAL		0-0-0		0-0-0		0-0-0							
RPI S	Opponent	Score		RPI S	Opponent	Score		RPI S	Opponent	Score		RPI S	Opponent	Score					
												236	A Jackson St.	0	6				
												236	H Jackson St.	1	6				
												264	A Mississippi Val.	1	3				
												274	A Alabama A&M	2	8				
												274	A Alabama A&M	0	6				
												296	A Grambling	1	6				
												305	A Ark.-Pine Bluff	0	8				
												313	H Southern U.	0	2				
												314	H Texas Southern	1	6				
												315	H Prairie View	2	2				
												317	A Alabama St.	2	3				
				LAST 10 GAMES															
				317	A Alabama St.	2	3	314	H Texas Southern	1	6								
				274	A Alabama A&M	2	8	315	H Prairie View	2	2								
				274	A Alabama A&M	0	6	236	A Jackson St.	0	6								
				305	A Ark.-Pine Bluff	0	8	236	H Jackson St.	1	6								
				296	A Grambling	1	6	313	H Southern U.	0	2								
Non-Div. I Games:	LSU-Shreveport	0	8	LSU-Shreveport	0	4		Spelman	0	2		Christian Bros.	0	10					
	Millsaps	0	6									Alcorn St.							

A
l
c
o
r
n
S
t
.

A
l
c
o
r
n
S
t
.