

Average RPI Win:		65	WON-LOST RECORD		WINNING PCT. RANK		LAST 10 GAMES		STRENGTH OF SCHEDULE		OPP. STRENGTH OF SCHEDULE		TEAM RPI		ADJ RPI		CONF. RPI		ADJ CONF. RPI	
DIV. I ONLY			20-2-2		.875		1	9-1-0	7		6		1		.71025		1	2	2	
DIV. I NON-CONF.			11-1-2		.85714		9	4-0-0	16		14		3		.69777		3	2	2	
TOTALS		RPI 1-25		RPI 26-50		W-L RECORDS		RPI 51-100		RPI 101-150		RPI 150+								
20-2-2		6-2-1		5-0-0		OVERALL		4-0-1		2-0-0		3-0-0								
14-0-0		4-0-0		4-0-0		HOME		3-0-0		1-0-0		2-0-0								
6-0-2		2-0-1		1-0-0		AWAY		1-0-1		1-0-0		1-0-0								
0-2-0		0-2-0		0-0-0		NEUTRAL		0-0-0		0-0-0		0-0-0								
11-1-2		3-1-1		3-0-0		NON-CONFERENCE		2-0-1		1-0-0		2-0-0								
9-0-0		3-0-0		3-0-0		HOME		2-0-0		0-0-0		1-0-0								
2-0-2		0-0-1		0-0-0		AWAY		0-0-1		1-0-0		1-0-0								
0-1-0		0-1-0		0-0-0		NEUTRAL		0-0-0		0-0-0		0-0-0								
9-1-0		3-1-0		2-0-0		CONFERENCE		2-0-0		1-0-0		1-0-0								
5-0-0		1-0-0		1-0-0		HOME		1-0-0		1-0-0		1-0-0								
4-0-0		2-0-0		1-0-0		AWAY		1-0-0		0-0-0		0-0-0								
0-1-0		0-1-0		0-0-0		NEUTRAL		0-0-0		0-0-0		0-0-0								
RPI	S	Opponent		Score		RPI	S	Opponent		Score		RPI	S	Opponent		Score				
3	H	Southern California		2	0	31	H	Santa Clara		4	1	58	H	Hawaii		6	0			
3	N	Southern California		1	2	37	H	Oklahoma St.		4	0	60	H	Cal St. Fullerton		3	1			
6	H	Portland		2	1	39	H	Illinois		4	2	73	H	Oregon		3	0			
6	H	Portland		3	2	42	H	Arizona St.		3	1	74	A	Pepperdine		1	1			
11	A	Stanford		2	0	44	A	Washington St.		2	0	88	A	Washington		3	0			
12	H	Virginia		2	1															
17	N	Texas		1	2															
19	A	San Diego		0	0															
24	A	California		2	0															
LAST 10 GAMES																				
3 N Southern California						1	2	88 A Washington						3	0					
6 H Portland						3	2	44 A Washington St.						2	0					
12 H Virginia						2	1	105 H Arizona						3	0					
60 H Cal St. Fullerton						3	1	42 H Arizona St.						3	1					
37 H Oklahoma St.						4	0	3 H Southern California						2	0					

Non-Div. I Games:

UCLA

North Carolina

Through Games Of 2007 Final - 8-4

Average RPI Win: 54		WON-LOST	WINNING	LAST 10	STRENGTH OF	OPP. STRENGTH	TEAM	ADJ	CONF.	ADJ CONF.							
Average RPI Loss: 26		RECORD	PCT. RANK	GAMES	SCHEDULE	OF SCHEDULE	RPI	RPI	RPI	RPI							
DIV. I ONLY		19-4-1	.8125	6	8-1-1	4	3	2	.70933	2	1	1					
DIV. I NON-CONF.		8-3-0	.72727	44	2-1-0	8	16	10	.66734	7	1	1					
<hr/>																	
TOTALS		RPI 1-25		RPI 26-50		W-L RECORDS		RPI 51-100		RPI 101-150		RPI 150+					
19-4-1		7-2-1		5-2-0		OVERALL		3-0-0		2-0-0		2-0-0					
9-2-0		4-2-0		2-0-0		HOME		1-0-0		1-0-0		1-0-0					
6-1-0		1-0-0		2-1-0		AWAY		2-0-0		1-0-0		0-0-0					
4-1-1		2-0-1		1-1-0		NEUTRAL		0-0-0		0-0-0		1-0-0					
8-3-0		1-2-0		3-1-0		NON-CONFERENCE		2-0-0		0-0-0		2-0-0					
4-2-0		1-2-0		1-0-0		HOME		1-0-0		0-0-0		1-0-0					
2-0-0		0-0-0		1-0-		AWAY		1-0-0		0-0-0		0-0-0					
2-1-0		0-0-0		1-1-0		NEUTRAL		0-0-0		0-0-0		1-0-0					
11-1-1		6-0-1		2-1-0		CONFERENCE		1-0-0		2-0-0		0-0-0					
5-0-0		3-0-0		1-0-0		HOME		0-0-0		1-0-0		0-0-0					
4-1-0		1-0-0		1-1-0		AWAY		1-0-0		1-0-0		0-0-0					
2-0-1		2-0-1		0-0-0		NEUTRAL		0-0-0		0-0-0		0-0-0					
RPI	S	Opponent		Score		RPI	S	Opponent		Score		RPI	S	Opponent		Score	
5	A	Florida St.		2	1	26	A	UNC Greensboro		3	0	53	A	Virginia Tech		4	1
5	N	Florida St.		1	0	26	H	UNC Greensboro		3	1	54	H	Yale		4	0
8	H	Notre Dame		2	3	27	N	William & Mary		0	1	59	A	VCU		4	0
10	H	Texas A&M		2	1	29	H	Duke		2	1						
12	H	Virginia		1	0	32	N	Ohio St.		5	0						
12	N	Virginia		1	1	33	A	Boston College		1	0						
16	H	Wake Forest		1	0	47	A	Miami (Fla.)		0	1						
22	H	South Carolina		0	1												
23	H	Clemson		3	0												
23	N	Clemson		3	0												
<hr/>																	
LAST 10 GAMES																	
8	H	Notre Dame		2	3	23	N	Clemson		3	0						
26	H	UNC Greensboro		3	1	12	H	Virginia		1	0						
170	H	High Point		6	1	132	H	North Carolina St.		4	1						
5	N	Florida St.		1	0	53	A	Virginia Tech		4	1						
12	N	Virginia		1	1	33	A	Boston College		1	0						

Non-Div. I Games:

North Carolina

Average RPI Win:	69	WON-LOST RECORD	WINNING PCT. RANK	LAST 10 GAMES	STRENGTH OF SCHEDULE	OPP. STRENGTH OF SCHEDULE	TEAM RPI	ADJ RPI	CONF. RPI	ADJ CONF. RPI		
Average RPI Loss:	25											
DIV. I ONLY		18-4-2	.79167	10	7-2-1	3	10	4	.69415	4	3	3
DIV. I NON-CONF.		8-3-1	.70833	54	2-1-0	1	18	2	.70018	2	3	3
<hr/>												
TOTALS	RPI 1-25	RPI 26-50		W-L RECORDS		RPI 51-100		RPI 101-150		RPI 150+		
18-4-2	6-3-1	3-0-1		OVERALL		3-1-0		4-0-0		2-0-0		
9-1-1	4-1-1	1-0-0		HOME		0-0-0		2-0-0		2-0-0		
7-3-0	1-2-0	2-0-0		AWAY		2-1-0		2-0-0		0-0-0		
2-0-1	1-0-0	0-0-1		NEUTRAL		1-0-0		0-0-0		0-0-0		
8-3-1	4-3-1	1-0-0		NON-CONFERENCE		0-0-0		1-0-0		2-0-0		
4-1-1	2-1-1	0-0-0		HOME		0-0-0		0-0-0		2-0-0		
3-2-0	1-2-0	1-0-		AWAY		0-0-0		1-0-0		0-0-0		
1-0-0	1-0-0	0-0-0		NEUTRAL		0-0-0		0-0-0		0-0-0		
10-1-1	2-0-0	2-0-1		CONFERENCE		3-1-0		3-0-0		0-0-0		
5-0-0	2-0-0	1-0-0		HOME		0-0-0		2-0-0		0-0-0		
4-1-0	0-0-0	1-0-0		AWAY		2-1-0		1-0-0		0-0-0		
1-0-1	0-0-0	0-0-1		NEUTRAL		1-0-0		0-0-0		0-0-0		
RPI S	Opponent	Score	RPI S	Opponent	Score	RPI S	Opponent	Score	RPI S	Opponent	Score	
7 A	West Virginia	0 1	28 A	Connecticut	1 0	51 A	Northwestern	3 1	117 A	Wisconsin	2 0	
7 H	West Virginia	0 1	32 A	Ohio St.	1 0	69 A	Iowa	1 0	119 H	Michigan St.	2 0	
8 A	Notre Dame	2 1	32 N	Ohio St.	2 2	69 N	Iowa	3 1	125 H	Michigan	2 0	
9 A	Tennessee	1 2	39 H	Illinois	2 1	78 A	Minnesota	0 1	138 A	Bucknell	5 1	
10 H	Texas A&M	1 1							173 H	Colgate	5 0	
14 H	Purdue	1 0							179 H	Monmouth	4 0	
18 H	James Madison	1 0										
20 N	UCF	1 0										
21 H	Hofstra	2 1										
25 H	Indiana	2 1										
LAST 10 GAMES												
7 H	West Virginia	0 1	32 A	Ohio St.	1 0							
21 H	Hofstra	2 1	25 H	Indiana	2 1							
179 H	Monmouth	4 0	14 H	Purdue	1 0							
32 N	Ohio St.	2 2	78 A	Minnesota	0 1							
69 N	Iowa	3 1	69 A	Iowa	1 0							

Non-Div. I Games:

Penn St.

Average RPI Win:		84	WON-LOST RECORD		WINNING PCT. RANK	LAST 10 GAMES		STRENGTH OF SCHEDULE		OPP. STRENGTH OF SCHEDULE	TEAM RPI	ADJ RPI	CONF. RPI	ADJ CONF. RPI			
Average RPI Loss:		7															
DIV. I ONLY			18-6-3		.72222	33		2		9	7	.67669	5	1			
DIV. I NON-CONF.			10-3-1		.75	33		7		36	9	.66871	6	1			
TOTALS		RPI 1-25		RPI 26-50		W-L RECORDS		RPI 51-100		RPI 101-150		RPI 150+					
18-6-3		4-6-2		6-0-1		OVERALL		2-0-0		2-0-0		4-0-0					
12-1-0		1-1-0		5-0-0		HOME		1-0-0		2-0-0		3-0-0					
2-3-3		1-3-2		0-0-1		AWAY		1-0-0		0-0-0		0-0-0					
4-2-0		2-2-0		1-0-0		NEUTRAL		0-0-0		0-0-0		1-0-0					
10-3-1		2-3-1		3-0-0		NON-CONFERENCE		1-0-0		0-0-0		4-0-0					
8-0-0		1-0-0		3-0-0		HOME		1-0-0		0-0-0		3-0-0					
0-2-1		0-2-1		0-0-		AWAY		0-0-0		0-0-0		0-0-0					
2-1-0		1-1-0		0-0-0		NEUTRAL		0-0-0		0-0-0		1-0-0					
8-3-2		2-3-1		3-0-1		CONFERENCE		1-0-0		2-0-0		0-0-0					
4-1-0		0-1-0		2-0-0		HOME		0-0-0		2-0-0		0-0-0					
2-1-2		1-1-1		0-0-1		AWAY		1-0-0		0-0-0		0-0-0					
2-1-0		1-1-0		1-0-0		NEUTRAL		0-0-0		0-0-0		0-0-0					
RPI	S	Opponent		Score		RPI	S	Opponent		Score		RPI	S	Opponent		Score	
2	H	North Carolina		1 2		28	H	Connecticut		3 2		53	A	Virginia Tech		1 0	
2	N	North Carolina		0 1		29	A	Duke		1 1		57	H	Kennesaw St.		3 0	
3	N	Southern California		0 2		33	H	Boston College		1 0						111 H Maryland 2 0	
6	A	Portland		1 2		33	N	Boston College		1 0						132 H North Carolina St. 4 1	
8	N	Notre Dame		3 2		34	H	LSU		4 0						182 N Cal St. Northridge 6 1	
12	A	Virginia		1 1		47	H	Miami (Fla.)		4 1						188 H Francis Marion 10 0	
13	A	Florida		1 2		48	H	Auburn		3 0						250 H North Fla. 7 0	
16	A	Wake Forest		2 3												252 H Troy 8 0	
16	N	Wake Forest		5 2													
17	H	Texas		4 0													
20	A	UCF		3 3													
23	A	Clemson		2 0													
LAST 10 GAMES																	
3	N	Southern California		0 2		57	H	Kennesaw St.		3 0							
8	N	Notre Dame		3 2		2	N	North Carolina		0 1							
28	H	Connecticut		3 2		16	N	Wake Forest		5 2							
17	H	Texas		4 0		33	N	Boston College		1 0							
34	H	LSU		4 0		23	A	Clemson		2 0							

Non-Div. I Games:

Florida St.

Average RPI Win:	85	WON-LOST RECORD	WINNING PCT. RANK	LAST 10 GAMES	STRENGTH OF SCHEDULE	OPP. STRENGTH OF SCHEDULE	TEAM RPI	ADJ RPI	CONF. RPI	ADJ CONF. RPI		
DIV. I ONLY		18-4-0	.81818	4	9-1-0	14	15	5	.67383	6	6	6
DIV. I NON-CONF.		11-4-0	.73333	42	3-1-0	14	5	13	.66243	10	6	6
<hr/>												
TOTALS	RPI 1-25	RPI 26-50		W-L RECORDS		RPI 51-100		RPI 101-150		RPI 150+		
18-4-0	3-4-0	2-0-0		OVERALL		8-0-0		1-0-0		4-0-0		
10-0-0	3-0-0	1-0-0		HOME		3-0-0		1-0-0		2-0-0		
6-3-0	0-3-0	1-0-0		AWAY		3-0-0		0-0-0		2-0-0		
2-1-0	0-1-0	0-0-0		NEUTRAL		2-0-0		0-0-0		0-0-0		
11-4-0	2-4-0	1-0-0		NON-CONFERENCE		6-0-0		0-0-0		2-0-0		
6-0-0	2-0-0	0-0-0		HOME		2-0-0		0-0-0		2-0-0		
3-3-0	0-3-0	1-0-		AWAY		2-0-0		0-0-0		0-0-0		
2-1-0	0-1-0	0-0-0		NEUTRAL		2-0-0		0-0-0		0-0-0		
7-0-0	1-0-0	1-0-0		CONFERENCE		2-0-0		1-0-0		2-0-0		
4-0-0	1-0-0	1-0-0		HOME		1-0-0		1-0-0		0-0-0		
3-0-0	0-0-0	0-0-0		AWAY		1-0-0		0-0-0		2-0-0		
0-0-0	0-0-0	0-0-0		NEUTRAL		0-0-0		0-0-0		0-0-0		
RPI S	Opponent	Score		RPI S	Opponent	Score		RPI S	Opponent	Score		
1 A	UCLA	2	3	31 H	Santa Clara	2	0	54 H	Yale	1	0	
1 A	UCLA	1	2	40 A	Colorado	1	0	56 H	Loyola Marymount	2	0	
3 A	Southern California	1	2					60 N	Cal St. Fullerton	2	1	
5 H	Florida St.	2	1					72 N	Denver	5	0	
9 H	Tennessee	3	0					73 A	Oregon	4	0	
14 N	Purdue	0	1					74 A	Pepperdine	2	0	
19 H	San Diego	4	0					79 H	Kansas	2	0	
								88 A	Washington	1	0	
<hr/>												
LAST 10 GAMES												
1 A	UCLA	2	3	74 A	Pepperdine	2	0					
9 H	Tennessee	3	0	31 H	Santa Clara	2	0					
40 A	Colorado	1	0	19 H	San Diego	4	0					
72 N	Denver	5	0	214 A	San Francisco	6	0					
56 H	Loyola Marymount	2	0	183 A	St. Mary's (Cal.)	1	0					

Non-Div. I Games:

Portland

West Virginia

Through Games Of 2007 Final - 8-4

Average RPI Win:	95	WON-LOST RECORD	WINNING PCT. RANK	LAST 10 GAMES	STRENGTH OF SCHEDULE	OPP. STRENGTH OF SCHEDULE	TEAM RPI	ADJ RPI	CONF. RPI	ADJ CONF. RPI		
DIV. I ONLY		18-5-2	.76	20	8-1-1	5	35	6	.66797	7	7	7
DIV. I NON-CONF.		7-4-0	.63636	86	3-1-0	3	4	12	.66103	12	7	7
<hr/>												
TOTALS	RPI 1-25	RPI 26-50		W-L RECORDS		RPI 51-100		RPI 101-150		RPI 150+		
18-5-2	3-4-1	4-1-0		OVERALL		3-0-0		4-0-1		4-0-0		
13-2-1	2-2-1	3-0-0		HOME		2-0-0		4-0-0		2-0-0		
5-2-1	1-1-0	1-1-0		AWAY		1-0-0		0-0-1		2-0-0		
0-1-0	0-1-0	0-0-0		NEUTRAL		0-0-0		0-0-0		0-0-0		
7-4-0	3-4-0	0-0-0		NON-CONFERENCE		1-0-0		2-0-0		1-0-0		
6-2-0	2-2-0	0-0-0		HOME		1-0-0		2-0-0		1-0-0		
1-1-0	1-1-0	0-0-		AWAY		0-0-0		0-0-0		0-0-0		
0-1-0	0-1-0	0-0-0		NEUTRAL		0-0-0		0-0-0		0-0-0		
11-1-2	0-0-1	4-1-0		CONFERENCE		2-0-0		2-0-1		3-0-0		
7-0-1	0-0-1	3-0-0		HOME		1-0-0		2-0-0		1-0-0		
4-1-1	0-0-0	1-1-0		AWAY		1-0-0		0-0-1		2-0-0		
0-0-0	0-0-0	0-0-0		NEUTRAL		0-0-0		0-0-0		0-0-0		
RPI S	Opponent	Score	RPI S	Opponent	Score	RPI S	Opponent	Score	RPI S	Opponent	Score	
3 H	Southern California	0 1	28 A	Connecticut	0 2	70 A	Villanova	1 0	101 H	St. John's (N.Y.)	2 0	
4 A	Penn St.	1 0	30 H	Louisville	1 0	70 H	Villanova	1 0	124 H	Navy	4 0	
4 H	Penn St.	1 0	30 H	Louisville	1 0	76 H	Rhode Island	3 1	134 A	Syracuse	1 1	
8 H	Notre Dame	1 1	46 A	Georgetown	5 3				136 H	South Fla.	2 0	
10 N	Texas A&M	1 2	50 H	Marquette	3 1				143 H	Bowling Green	4 0	
12 A	Virginia	0 3							168 H	Cincinnati	2 0	
16 H	Wake Forest	1 2							193 A	Pittsburgh	3 1	
18 H	James Madison	2 0							210 H	Xavier	5 1	
									229 A	Providence	3 0	
<hr/>												
LAST 10 GAMES												
3 H	Southern California	0 1	30 H	Louisville	1 0							
4 A	Penn St.	1 0	70 H	Villanova	1 0							
18 H	James Madison	2 0	50 H	Marquette	3 1							
124 H	Navy	4 0	136 H	South Fla.	2 0							
8 H	Notre Dame	1 1	70 A	Villanova	1 0							

Non-Div. I Games:

West Virginia

Average RPI Win: 87		WON-LOST	WINNING	LAST 10	STRENGTH OF		OPP. STRENGTH	TEAM	ADJ	CONF.	ADJ CONF.
Average RPI Loss: 18		RECORD	PCT. RANK	GAMES	SCHEDULE		OF SCHEDULE	RPI	RPI	RPI	RPI
DIV. I ONLY		19-5-2	.76923	16	8-1-1		17	21	8	.66066	8
DIV. I NON-CONF.		6-5-1	.54167	147	4-1-0		10	1	28	.62281	23
TOTALS		RPI 1-25	RPI 26-50		W-L RECORDS		RPI 51-100		RPI 101-150		RPI 150+
19-5-2		2-3-1	6-2-0		OVERALL		3-0-0		5-0-1		3-0-0
11-2-1		0-1-0	4-1-0		HOME		2-0-0		2-0-1		3-0-0
7-1-1		2-0-1	1-1-0		AWAY		1-0-0		3-0-0		0-0-0
1-2-0		0-2-0	1-0-0		NEUTRAL		0-0-0		0-0-0		0-0-0
6-5-1		2-3-0	2-2-0		NON-CONFERENCE		0-0-0		2-0-1		0-0-0
4-2-1		0-1-0	2-1-0		HOME		0-0-0		2-0-1		0-0-0
2-1-0		2-0-0	0-0-		AWAY		0-0-0		0-0-0		0-0-0
0-2-0		0-2-0	0-0-0		NEUTRAL		0-0-0		0-0-0		0-0-0
13-0-1		0-0-1	4-0-0		CONFERENCE		3-0-0		3-0-0		3-0-0
7-0-0		0-0-0	2-0-0		HOME		2-0-0		0-0-0		3-0-0
5-0-1		0-0-1	1-0-0		AWAY		1-0-0		3-0-0		0-0-0
1-0-0		0-0-0	1-0-0		NEUTRAL		0-0-0		0-0-0		0-0-0
RPI S	Opponent	Score	RPI S	Opponent	Score	RPI S	Opponent	Score	RPI S	Opponent	Score
2 A	North Carolina	3 2	28 H	Connecticut	2 1	70 H	Villanova	5 0	101 A	St. John's (N.Y.)	3 0
4 H	Penn St.	1 2	29 H	Duke	3 2	81 A	Rutgers	3 1	110 H	Princeton	4 2
5 N	Florida St.	2 3	30 A	Louisville	1 0	81 H	Rutgers	2 0	113 H	Loyola (Ill.)	3 0
7 A	West Virginia	1 1	31 A	Santa Clara	1 7				116 A	Seton Hall	3 1
11 N	Stanford	1 2	37 H	Oklahoma St.	1 2				125 H	Michigan	0 0
13 A	Florida	2 0	39 H	Illinois	2 0				134 A	Syracuse	4 1
			46 H	Georgetown	3 0				168 H	Cincinnati	6 1
			46 N	Georgetown	2 0				209 H	DePaul	4 0
									229 H	Providence	4 0
LAST 10 GAMES											
5 N	Florida St.	2 3	7 A	West Virginia	1 1						
29 H	Duke	3 2	46 N	Georgetown	2 0						
2 A	North Carolina	3 2	81 H	Rutgers	2 0						
39 H	Illinois	2 0	81 A	Rutgers	3 1						
113 H	Loyola (Ill.)	3 0	116 A	Seton Hall	3 1						

Non-Div. I Games:

Notre Dame

Average RPI Win:	60	WON-LOST RECORD		WINNING PCT. RANK		LAST 10 GAMES		STRENGTH OF SCHEDULE		OPP. STRENGTH OF SCHEDULE		TEAM RPI		ADJ RPI		CONF. RPI		ADJ CONF. RPI					
DIV. I ONLY		15-5-2		.72727	29	7-3-0		12		7		10		.65912	9	4		4					
DIV. I NON-CONF.		7-2-1		.75	33	2-1-0		4		2		4		.68507	4	4		4					
<hr/>																							
TOTALS		RPI 1-25		RPI 26-50		W-L RECORDS		RPI 51-100		RPI 101-150		RPI 150+											
15-5-2		5-3-1		2-1-0		OVERALL		5-1-0		3-0-0		0-0-1											
9-0-0		4-0-0		1-0-0		HOME		3-0-0		1-0-0		0-0-0											
4-4-2		0-2-1		1-1-0		AWAY		2-1-0		1-0-0		0-0-1											
2-1-0		1-1-0		0-0-0		NEUTRAL		0-0-0		1-0-0		0-0-0											
7-2-1		3-1-1		1-0-0		NON-CONFERENCE		2-1-0		1-0-0		0-0-0											
4-0-0		2-0-0		0-0-0		HOME		2-0-0		0-0-0		0-0-0											
1-2-1		0-1-1		1-0-		AWAY		0-1-0		0-0-0		0-0-0											
2-0-0		1-0-0		0-0-0		NEUTRAL		0-0-0		1-0-0		0-0-0											
8-3-1		2-2-0		1-1-0		CONFERENCE		3-0-0		2-0-0		0-0-1											
5-0-0		2-0-0		1-0-0		HOME		1-0-0		1-0-0		0-0-0											
3-2-1		0-1-0		0-1-0		AWAY		2-0-0		1-0-0		0-0-1											
0-1-0		0-1-0		0-0-0		NEUTRAL		0-0-0		0-0-0		0-0-0											
RPI	S	Opponent		Score		RPI	S	Opponent		Score		RPI	S	Opponent		Score		RPI	S	Opponent		Score	
3	A	Southern California		0	0	26	A	UNC Greensboro		2	1	52	A	Kentucky		1	0	114	H	Mississippi St.		4	0
4	H	Penn St.		2	1	34	A	LSU		0	3	53	A	Virginia Tech		1	2	137	A	Vanderbilt		3	1
6	A	Portland		0	3	48	H	Auburn		3	0	64	H	Mississippi		2	0	148	N	Nebraska		2	0
13	H	Florida		2	0							67	H	Furman		2	0	185	A	Arkansas		1	1
15	A	Georgia		0	3							78	H	Minnesota		1	0						
16	N	Wake Forest		1	0							94	A	Alabama		2	1						
22	H	South Carolina		3	2																		
22	N	South Carolina		0	2																		
23	H	Clemson		1	0																		
<hr/>																							
LAST 10 GAMES																							
6	A	Portland		0	3	48	H	Auburn		3	0	94	A	Alabama		2	1	114	H	Mississippi St.		4	0
23	H	Clemson		1	0	94	A	Alabama		2	1	64	H	Mississippi		2	0	137	A	Vanderbilt		3	1
67	H	Furman		2	0																		
22	N	South Carolina		0	2																		
15	A	Georgia		0	3																		

Non-Div. I Games:

Tennessee

Average RPI Win:	91	WON-LOST RECORD	WINNING PCT. RANK	LAST 10 GAMES	STRENGTH OF SCHEDULE	OPP. STRENGTH OF SCHEDULE	TEAM RPI	ADJ RPI	CONF. RPI	ADJ CONF. RPI					
Average RPI Loss:	18														
DIV. I ONLY		18-4-2	.79167	10	7-2-1	22	24	9	.65773	10	5	5			
DIV. I NON-CONF.		8-1-1	.85	12	2-0-0	21	22	5	.67398	5	5	5			
<hr/>															
TOTALS	RPI 1-25	RPI 26-50		W-L RECORDS		RPI 51-100		RPI 101-150		RPI 150+					
18-4-2	2-3-1	4-1-0		OVERALL		4-0-1		5-0-0		3-0-0					
11-1-0	1-1-0	1-0-0		HOME		3-0-0		3-0-0		3-0-0					
4-2-1	0-1-1	1-1-0		AWAY		1-0-0		2-0-0		0-0-0					
3-1-1	1-1-0	2-0-0		NEUTRAL		0-0-1		0-0-0		0-0-0					
<hr/>															
8-1-1	1-1-1	1-0-0		NON-CONFERENCE		2-0-0		2-0-0		2-0-0					
6-0-0	0-0-0	0-0-0		HOME		2-0-0		2-0-0		2-0-0					
0-1-1	0-1-1	0-0-		AWAY		0-0-0		0-0-0		0-0-0					
2-0-0	1-0-0	1-0-0		NEUTRAL		0-0-0		0-0-0		0-0-0					
<hr/>															
10-3-1	1-2-0	3-1-0		CONFERENCE		2-0-1		3-0-0		1-0-0					
5-1-0	1-1-0	1-0-0		HOME		1-0-0		1-0-0		1-0-0					
4-1-0	0-0-0	1-1-0		AWAY		1-0-0		2-0-0		0-0-0					
1-1-1	0-1-0	1-0-0		NEUTRAL		0-0-1		0-0-0		0-0-0					
<hr/>															
RPI	S	Opponent	Score	RPI	S	Opponent	Score	RPI	S	Opponent	Score	RPI	S	Opponent	Score
2	A	North Carolina	1 2	29	N	Duke	2 0	65	A	Iowa St.	1 0	112	H	Texas Tech	5 0
4	A	Penn St.	1 1	36	A	Missouri	2 3	65	N	Iowa St.	1 1	115	A	Oklahoma	1 0
7	N	West Virginia	2 1	36	N	Missouri	4 1	79	H	Kansas	5 1	120	H	Stephen F. Austin	4 1
17	H	Texas	2 3	37	A	Oklahoma St.	2 1	80	H	Milwaukee	6 1	123	H	Col. of Charleston	4 0
17	H	Texas	2 0	40	H	Colorado	4 2	100	H	Rice	6 0	148	A	Nebraska	4 1
17	N	Texas	1 2									151	H	Dartmouth	2 0
												176	H	Baylor	4 0
												205	H	Tulsa	3 0
<hr/>															
LAST 10 GAMES															
				17	H	Texas	2 3	176	H	Baylor	4 0				
				120	H	Stephen F. Austin	4 1	112	H	Texas Tech	5 0				
				17	N	Texas	1 2	80	H	Milwaukee	6 1				
				36	N	Missouri	4 1	148	A	Nebraska	4 1				
				65	N	Iowa St.	1 1	65	A	Iowa St.	1 0				

Non-Div. I Games:

Texas A&M

Average RPI Win: 85		WON-LOST RECORD	WINNING PCT. RANK	LAST 10 GAMES	STRENGTH OF SCHEDULE	OPP. STRENGTH OF SCHEDULE	TEAM RPI	ADJ RPI	CONF. RPI	ADJ CONF. RPI	
Average RPI Loss: 34											
DIV. I ONLY		15-3-5	.76087 18	5-1-4	19	13	11	.65686 11	2	2	
DIV. I NON-CONF.		10-2-1	.80769 16	1-1-0	32	23	14	.65799 14	2	2	
TOTALS		RPI 1-25	RPI 26-50		W-L RECORDS		RPI 51-100		RPI 101-150		RPI 150+
15-3-5	3-1-2	4-1-2		OVERALL		2-1-1		3-0-0		3-0-0	
8-2-3	1-1-2	2-1-1		HOME		2-0-0		1-0-0		2-0-0	
4-0-2	0-0-0	1-0-1		AWAY		0-0-1		2-0-0		1-0-0	
3-1-0	2-0-0	1-0-0		NEUTRAL		0-1-0		0-0-0		0-0-0	
10-2-1	2-0-0	3-1-1		NON-CONFERENCE		1-1-0		2-0-0		2-0-0	
5-1-1	0-0-0	1-1-1		HOME		1-0-0		1-0-0		2-0-0	
2-0-0	0-0-0	1-0-		AWAY		0-0-0		1-0-0		0-0-0	
3-1-0	2-0-0	1-0-0		NEUTRAL		0-1-0		0-0-0		0-0-0	
5-1-4	1-1-2	1-0-1		CONFERENCE		1-0-1		1-0-0		1-0-0	
3-1-2	1-1-2	1-0-0		HOME		1-0-0		0-0-0		0-0-0	
2-0-2	0-0-0	0-0-1		AWAY		0-0-1		1-0-0		1-0-0	
0-0-0	0-0-0	0-0-0		NEUTRAL		0-0-0		0-0-0		0-0-0	
RPI S	Opponent	Score	RPI S	Opponent	Score	RPI S	Opponent	Score	RPI S	Opponent	Score
1 H	UCLA	0 2	28 H	Connecticut	0 2	72 N	Denver	0 1	105 A	Arizona	3 1
3 H	Southern California	1 1	28 N	Connecticut	1 0	73 A	Oregon	0 0	122 A	Boston U.	2 0
8 N	Notre Dame	2 1	31 H	Santa Clara	0 0	81 H	Rutgers	4 1	131 H	Sacramento St.	7 0
12 N	Virginia	2 1	36 H	Missouri	3 2	88 H	Washington	4 0	166 A	Oregon St.	2 0
24 H	California	1 1	40 A	Colorado	1 0				183 H	St. Mary's (Cal.)	4 1
24 H	California	4 2	42 A	Arizona St.	0 0				214 H	San Francisco	3 1
			44 H	Washington St.	2 1						
LAST 10 GAMES											
			28 H	Connecticut	0 2	44 H	Washington St.	2 1			
			24 H	California	1 1	88 H	Washington	4 0			
			131 H	Sacramento St.	7 0	42 A	Arizona St.	0 0			
			166 A	Oregon St.	2 0	105 A	Arizona	3 1			
			73 A	Oregon	0 0	3 H	Southern California	1 1			

Non-Div. I Games:

Stanford

Florida

Through Games Of 2007 Final - 8-4

Average RPI Win: 74		WON-LOST	WINNING	LAST 10	STRENGTH OF		OPP. STRENGTH	TEAM	ADJ	CONF.	ADJ CONF.
Average RPI Loss: 15		RECORD	PCT. RANK	GAMES	SCHEDULE		OF SCHEDULE	RPI	RPI	RPI	RPI
DIV. I ONLY		17-5-3	.74	24	20		8	13	.65338	13	4
DIV. I NON-CONF.		5-3-3	.59091	112	33		7	39	.60055	39	4
TOTALS		RPI 1-25	RPI 26-50		W-L RECORDS		RPI 51-100		RPI 101-150		RPI 150+
17-5-3		4-4-1	4-1-0		OVERALL		4-0-1		3-0-1		2-0-0
10-1-2		3-1-1	3-0-0		HOME		2-0-1		2-0-0		0-0-0
4-4-1		0-3-0	0-1-0		AWAY		1-0-0		1-0-1		2-0-0
3-0-0		1-0-0	1-0-0		NEUTRAL		1-0-0		0-0-0		0-0-0
5-3-3		2-2-1	1-1-0		NON-CONFERENCE		0-0-1		1-0-1		1-0-0
4-1-2		2-1-1	1-0-0		HOME		0-0-1		1-0-0		0-0-0
1-2-1		0-1-0	0-0-		AWAY		0-0-0		0-0-1		1-0-0
0-0-0		0-0-0	0-0-0		NEUTRAL		0-0-0		0-0-0		0-0-0
12-2-0		2-2-0	3-0-0		CONFERENCE		4-0-0		2-0-0		1-0-0
6-0-0		1-0-0	2-0-0		HOME		2-0-0		1-0-0		0-0-0
3-2-0		0-2-0	0-0-0		AWAY		1-0-0		1-0-0		1-0-0
3-0-0		1-0-0	1-0-0		NEUTRAL		1-0-0		0-0-0		0-0-0
RPI S	Opponent	Score		RPI S	Opponent	Score		RPI S	Opponent	Score	
3 A	Southern California	0	1	34 H	LSU	5	0	52 H	Kentucky	1	0
5 H	Florida St.	2	1	34 N	LSU	1	0	52 N	Kentucky	4	0
8 H	Notre Dame	0	2	39 A	Illinois	0	1	64 A	Mississippi	1	0
9 A	Tennessee	0	2	47 H	Miami (Fla.)	3	0	94 H	Alabama	5	1
15 A	Georgia	1	2	48 H	Auburn	2	0	96 H	Fla. Atlantic	0	0
15 N	Georgia	4	1								
20 H	UCF	0	0								
22 H	South Carolina	2	0								
25 H	Indiana	1	0								
LAST 10 GAMES											
3 A	Southern California	0	1	52 N	Kentucky	4	0				
20 H	UCF	0	0	137 H	Vanderbilt	3	0				
47 H	Miami (Fla.)	3	0	22 H	South Carolina	2	0				
15 N	Georgia	4	1	34 H	LSU	5	0				
34 N	LSU	1	0	185 A	Arkansas	1	0				

Non-Div. I Games:

Florida

Wake Forest

Through Games Of 2007 Final - 8-4

Average RPI Win: 66		WON-LOST	WINNING	LAST 10	STRENGTH OF		OPP. STRENGTH	TEAM	ADJ	CONF.	ADJ CONF.
Average RPI Loss: 25		RECORD	PCT. RANK	GAMES	SCHEDULE		OF SCHEDULE	RPI	RPI	RPI	RPI
DIV. I ONLY		13-7-3	.63043	75	6		4	18	.64253	16	1
DIV. I NON-CONF.		6-4-1	.59091	112	11		15	24	.6241	22	1
TOTALS		RPI 1-25	RPI 26-50		W-L RECORDS		RPI 51-100		RPI 101-150		RPI 150+
13-7-3		3-4-1	3-2-2		OVERALL		3-1-0		3-0-0		1-0-0
6-0-2		1-0-1	2-0-1		HOME		2-0-0		0-0-0		1-0-0
4-3-1		2-2-0	0-1-1		AWAY		0-0-0		2-0-0		0-0-0
3-4-0		0-2-0	1-1-0		NEUTRAL		1-1-0		1-0-0		0-0-0
6-4-1		1-2-0	1-1-1		NON-CONFERENCE		2-1-0		1-0-0		1-0-0
3-0-0		0-0-0	1-0-0		HOME		1-0-0		0-0-0		1-0-0
1-1-1		1-1-0	0-1-		AWAY		0-0-0		0-0-0		0-0-0
2-3-0		0-1-0	0-1-0		NEUTRAL		1-1-0		1-0-0		0-0-0
7-3-2		2-2-1	2-1-1		CONFERENCE		1-0-0		2-0-0		0-0-0
3-0-2		1-0-1	1-0-1		HOME		1-0-0		0-0-0		0-0-0
3-2-0		1-1-0	0-1-0		AWAY		0-0-0		2-0-0		0-0-0
1-1-0		0-1-0	1-0-0		NEUTRAL		0-0-0		0-0-0		0-0-0
RPI S	Opponent	Score	RPI S	Opponent	Score	RPI S	Opponent	Score	RPI S	Opponent	Score
2 A	North Carolina	0 1	26 A	UNC Greensboro	1 1	53 H	Virginia Tech	3 1	111 A	Maryland	1 0
5 H	Florida St.	3 2	28 N	Connecticut	0 1	61 H	Long Beach St.	1 0	122 N	Boston U.	2 1
5 N	Florida St.	2 5	29 H	Duke	1 1	74 N	Pepperdine	2 0	132 A	North Carolina St.	4 2
7 A	West Virginia	2 1	29 N	Duke	1 0	77 N	Loyola (Md.)	1 2	158 H	Brown	2 0
9 N	Tennessee	0 1	30 H	Louisville	2 0						
12 H	Virginia	0 0	33 A	Boston College	1 2						
19 A	San Diego	1 2	47 H	Miami (Fla.)	2 0						
23 A	Clemson	2 1									
LAST 10 GAMES											
			28 N	Connecticut	0 1	132 A	North Carolina St.	4 2			
			122 N	Boston U.	2 1	5 H	Florida St.	3 2			
			5 N	Florida St.	2 5	23 A	Clemson	2 1			
			29 N	Duke	1 0	29 H	Duke	1 1			
			47 H	Miami (Fla.)	2 0	2 A	North Carolina	0 1			

Non-Div. I Games:

Wake Forest

Average RPI Win:	99	WON-LOST RECORD	WINNING PCT. RANK	LAST 10 GAMES	STRENGTH OF SCHEDULE	OPP. STRENGTH OF SCHEDULE	TEAM RPI	ADJ RPI	CONF. RPI	ADJ CONF. RPI					
Average RPI Loss:	57														
DIV. I ONLY		17-5-1	.76087	18	6-4-0	24	63	16	.63354	18	8	8			
DIV. I NON-CONF.		8-2-0	.8	17	1-1-0	13	33	6	.6661	9	8	8			
<hr/>															
TOTALS	RPI 1-25	RPI 26-50		W-L RECORDS		RPI 51-100		RPI 101-150		RPI 150+					
17-5-1	1-3-0	2-0-0		OVERALL		4-1-0		8-0-0		2-1-1					
12-0-0	0-0-0	2-0-0		HOME		2-0-0		7-0-0		1-0-0					
4-4-1	1-2-0	0-0-0		AWAY		1-1-0		1-0-0		1-1-1					
1-1-0	0-1-0	0-0-0		NEUTRAL		1-0-0		0-0-0		0-0-0					
8-2-0	0-2-0	1-0-0		NON-CONFERENCE		3-0-0		3-0-0		1-0-0					
6-0-0	0-0-0	1-0-0		HOME		1-0-0		3-0-0		1-0-0					
1-2-0	0-2-0	0-0-		AWAY		1-0-0		0-0-0		0-0-0					
1-0-0	0-0-0	0-0-0		NEUTRAL		1-0-0		0-0-0		0-0-0					
9-3-1	1-1-0	1-0-0		CONFERENCE		1-1-0		5-0-0		1-1-1					
6-0-0	0-0-0	1-0-0		HOME		1-0-0		4-0-0		0-0-0					
3-2-1	1-0-0	0-0-0		AWAY		0-1-0		1-0-0		1-1-1					
0-1-0	0-1-0	0-0-0		NEUTRAL		0-0-0		0-0-0		0-0-0					
RPI S	Opponent	Score		RPI S	Opponent	Score		RPI S	Opponent	Score					
4 A	Penn St.	0	1	27 H	William & Mary	1	0	53 H	Virginia Tech	2	0	107 H	Georgia St.	3	1
7 A	West Virginia	0	2	46 H	Georgetown	2	1	55 N	Penn	2	0	108 H	Wyoming	3	1
21 A	Hofstra	2	0					59 A	VCU	0	3	124 H	Navy	2	0
21 N	Hofstra	0	2					77 A	Loyola (Md.)	1	0	127 H	American	3	0
								93 H	UNC Wilmington	2	0	129 A	George Mason	3	2
												129 H	George Mason	2	1
												139 H	Towson	3	1
												140 H	Old Dominion	4	2
												154 A	Delaware	3	2
												156 H	Richmond	1	0
												196 A	Northeastern	0	1
												213 A	Drexel	1	1
<hr/>															
LAST 10 GAMES															
7 A	West Virginia	0	2	139 H	Towson	3	1								
55 N	Penn	2	0	129 A	George Mason	3	2								
21 N	Hofstra	0	2	196 A	Northeastern	0	1								
129 H	George Mason	2	1	21 A	Hofstra	2	0								
59 A	VCU	0	3	140 H	Old Dominion	4	2								

Non-Div. I Games:

James Madison

Average RPI Win:		119	WON-LOST RECORD		WINNING PCT. RANK		LAST 10 GAMES		STRENGTH OF SCHEDULE		OPP. STRENGTH OF SCHEDULE		TEAM RPI		ADJ RPI		CONF. RPI		ADJ CONF. RPI					
Average RPI Loss:		25																						
DIV. I ONLY			15-3-3		.78571		13		5-2-1		58		41		19		.6299		19		6		6	
DIV. I NON-CONF.			10-2-2		.78571		21		1-1-0		67		27		19		.6294		20		6		6	
TOTALS		RPI 1-25		RPI 26-50		W-L RECORDS		RPI 51-100		RPI 101-150		RPI 150+												
15-3-3		1-1-1		3-2-1		OVERALL		2-0-1		3-0-0		6-0-0												
7-0-3		1-0-1		1-0-1		HOME		1-0-1		1-0-0		3-0-0												
8-2-0		0-1-0		2-1-0		AWAY		1-0-0		2-0-0		3-0-0												
0-1-0		0-0-0		0-1-0		NEUTRAL		0-0-0		0-0-0		0-0-0												
10-2-2		1-0-1		2-2-1		NON-CONFERENCE		1-0-0		2-0-0		4-0-0												
4-0-2		1-0-1		0-0-1		HOME		0-0-0		1-0-0		2-0-0												
6-1-0		0-0-0		2-0-		AWAY		1-0-0		1-0-0		2-0-0												
0-1-0		0-0-0		0-1-0		NEUTRAL		0-0-0		0-0-0		0-0-0												
5-1-1		0-1-0		1-0-0		CONFERENCE		1-0-1		1-0-0		2-0-0												
3-0-1		0-0-0		1-0-0		HOME		1-0-1		0-0-0		1-0-0												
2-1-0		0-1-0		0-0-0		AWAY		0-0-0		1-0-0		1-0-0												
0-0-0		0-0-0		0-0-0		NEUTRAL		0-0-0		0-0-0		0-0-0												
RPI	S	Opponent		Score		RPI	S	Opponent		Score		RPI	S	Opponent		Score		RPI	S	Opponent		Score		
1	H	UCLA		0	0	29	H	Duke		0	0	56	H	Loyola Marymount		3	1	103	A	Gonzaga		1	0	
6	A	Portland		0	4	31	H	Santa Clara		1	0	60	A	Cal St. Fullerton		1	0	135	H	Cal Poly		1	0	
16	H	Wake Forest		2	1	32	A	Ohio St.		0	2	74	H	Pepperdine		1	1	144	A	UC Riverside		3	1	
						37	N	Oklahoma St.		1	2							152	A	Pacific		2	1	
						41	A	Dayton		1	0							164	A	UC Irvine		2	1	
						42	A	Arizona St.		1	0							182	H	Cal St. Northridge		1	0	
																		183	A	St. Mary's (Cal.)		3	1	
																		214	H	San Francisco		3	0	
																		260	H	Cal St. Bakersfield		5	0	
LAST 10 GAMES																								
						37	N	Oklahoma St.		1	2	6	A	Portland		0	4							
						214	H	San Francisco		3	0	74	H	Pepperdine		1	1							
						60	A	Cal St. Fullerton		1	0	56	H	Loyola Marymount		3	1							
						183	A	St. Mary's (Cal.)		3	1	31	H	Santa Clara		1	0							
						103	A	Gonzaga		1	0	42	A	Arizona St.		1	0							

Non-Div. I Games:

San Diego

Average RPI Win: 109		WON-LOST RECORD		WINNING PCT. RANK		LAST 10 GAMES		STRENGTH OF SCHEDULE		OPP. STRENGTH OF SCHEDULE		TEAM RPI		ADJ RPI		CONF. RPI		ADJ CONF. RPI	
DIV. I ONLY		15-4-4		.73913		26		6-2-2		42		44		21		.62498		20	
DIV. I NON-CONF.		6-2-3		.68182		66		1-0-1		48		8		32		.61302		32	
TOTALS		RPI 1-25		RPI 26-50		W-L RECORDS		RPI 51-100		RPI 101-150		RPI 150+							
15-4-4		0-1-2		3-1-1		OVERALL		7-2-1		2-0-0		3-0-0							
7-0-3		0-0-1		1-0-1		HOME		3-0-1		1-0-0		2-0-0							
4-2-1		0-0-1		1-0-0		AWAY		1-2-0		1-0-0		1-0-0							
4-2-0		0-1-0		1-1-0		NEUTRAL		3-0-0		0-0-0		0-0-0							
6-2-3		0-1-2		2-0-1		NON-CONFERENCE		2-1-0		1-0-0		1-0-0							
3-0-2		0-0-1		1-0-1		HOME		1-0-0		0-0-0		1-0-0							
1-1-1		0-0-1		0-0-		AWAY		0-1-0		1-0-0		0-0-0							
2-1-0		0-1-0		1-0-0		NEUTRAL		1-0-0		0-0-0		0-0-0							
9-2-1		0-0-0		1-1-0		CONFERENCE		5-1-1		1-0-0		2-0-0							
4-0-1		0-0-0		0-0-0		HOME		2-0-1		1-0-0		1-0-0							
3-1-0		0-0-0		1-0-0		AWAY		1-1-0		0-0-0		1-0-0							
2-1-0		0-0-0		0-1-0		NEUTRAL		2-0-0		0-0-0		0-0-0							
RPI	S	Opponent		Score		RPI	S	Opponent		Score		RPI	S	Opponent		Score			
4	N	Penn St.		0	1	35	A	Memphis		2	1	63	H	Colorado Col.		0	0		
5	H	Florida St.		3	3	35	N	Memphis		0	2	64	A	Mississippi		0	1		
13	A	Florida		0	0	47	H	Miami (Fla.)		2	2	71	H	East Carolina		1	0		
						48	N	Auburn		3	1	71	N	East Carolina		2	0		
						49	H	UNLV		2	1	77	H	Loyola (Md.)		3	2		
												78	N	Minnesota		2	1		
												87	H	UTEP		4	2		
												90	A	UAB		0	2		
												95	A	SMU		5	0		
												100	N	Rice		1	0		
LAST 10 GAMES																			
13	A	Florida		0	0	130	H	Southern Miss.		2	0								
48	N	Auburn		3	1	35	A	Memphis		2	1								
35	N	Memphis		0	2	90	A	UAB		0	2								
100	N	Rice		1	0	63	H	Colorado Col.		0	0								
71	N	East Carolina		2	0	87	H	UTEP		4	2								

Non-Div. I Games:

UCF

Average RPI Win:	129	WON-LOST RECORD	WINNING PCT. RANK	LAST 10 GAMES	STRENGTH OF SCHEDULE	OPP. STRENGTH OF SCHEDULE	TEAM RPI	ADJ RPI	CONF. RPI	ADJ CONF. RPI	
DIV. I ONLY		18-4-0	.81818 4	8-2-0	70	61	20	.6231 21	8	8	
DIV. I NON-CONF.		7-2-0	.77778 22	1-1-0	114	50	44	.59422 41	8	8	
<hr/>											
TOTALS	RPI 1-25	RPI 26-50		W-L RECORDS	RPI 51-100		RPI 101-150		RPI 150+		
18-4-0	1-2-0	1-1-0		OVERALL	4-1-0		5-0-0		7-0-0		
6-3-0	0-1-0	0-1-0		HOME	2-1-0		1-0-0		3-0-0		
7-1-0	0-1-0	0-0-0		AWAY	1-0-0		3-0-0		3-0-0		
5-0-0	1-0-0	1-0-0		NEUTRAL	1-0-0		1-0-0		1-0-0		
7-2-0	0-1-0	1-0-0		NON-CONFERENCE	1-1-0		1-0-0		4-0-0		
3-1-0	0-0-0	0-0-0		HOME	1-1-0		0-0-0		2-0-0		
1-1-0	0-1-0	0-0-		AWAY	0-0-0		0-0-0		1-0-0		
3-0-0	0-0-0	1-0-0		NEUTRAL	0-0-0		1-0-0		1-0-0		
11-2-0	1-1-0	0-1-0		CONFERENCE	3-0-0		4-0-0		3-0-0		
3-2-0	0-1-0	0-1-0		HOME	1-0-0		1-0-0		1-0-0		
6-0-0	0-0-0	0-0-0		AWAY	1-0-0		3-0-0		2-0-0		
2-0-0	1-0-0	0-0-0		NEUTRAL	1-0-0		0-0-0		0-0-0		
RPI S	Opponent	Score	RPI S	Opponent	Score	RPI S	Opponent	Score	RPI S	Opponent	Score
4 A	Penn St.	1 2	27 H	William & Mary	0 2	59 H	VCU	2 0	107 A	Georgia St.	2 1
18 H	James Madison	0 2	32 N	Ohio St.	1 0	59 N	VCU	1 0	108 N	Wyoming	3 0
18 N	James Madison	2 0				84 H	Fordham	2 0	129 A	George Mason	2 1
						86 H	Columbia	1 2	139 A	Towson	1 0
						93 A	UNC Wilmington	2 0	140 H	Old Dominion	1 0
									154 A	Delaware	2 0
									156 N	Richmond	2 1
									181 A	Central Conn. St.	2 1
									196 A	Northeastern	3 0
									213 H	Drexel	1 0
									227 H	Cornell	5 1
									235 H	Fairleigh Dickinson	5 2
<hr/>											
LAST 10 GAMES											
4 A	Penn St.	1 2	154 A	Delaware	2 0						
32 N	Ohio St.	1 0	213 H	Drexel	1 0						
59 N	VCU	1 0	59 H	VCU	2 0						
18 N	James Madison	2 0	18 H	James Madison	0 2						
196 A	Northeastern	3 0	93 A	UNC Wilmington	2 0						

Non-Div. I Games:

Hofstra

Average RPI Win:		106	WON-LOST RECORD		WINNING PCT. RANK		LAST 10 GAMES		STRENGTH OF SCHEDULE		OPP. STRENGTH OF SCHEDULE		TEAM RPI		ADJ RPI		CONF. RPI		ADJ CONF. RPI					
Average RPI Loss:		35																						
DIV. I ONLY			14-6-3		.67391		46		5-2-3		27		40		22		.62111		22		4		4	
DIV. I NON-CONF.			8-1-1		.85		12		0-0-1		39		74		15		.65332		15		4		4	
TOTALS		RPI 1-25		RPI 26-50				W-L RECORDS				RPI 51-100				RPI 101-150				RPI 150+				
14-6-3		2-5-0		3-0-2				OVERALL				4-0-0				0-1-1				5-0-0				
7-1-0		0-0-0		1-0-0				HOME				2-0-0				0-1-0				4-0-0				
3-4-2		1-4-0		1-0-1				AWAY				1-0-0				0-0-1				0-0-0				
4-1-1		1-1-0		1-0-1				NEUTRAL				1-0-0				0-0-0				1-0-0				
8-1-1		1-1-0		2-0-1				NON-CONFERENCE				1-0-0				0-0-0				4-0-0				
3-0-0		0-0-0		0-0-0				HOME				0-0-0				0-0-0				3-0-0				
2-1-0		1-1-0		1-0-				AWAY				0-0-0				0-0-0				0-0-0				
3-0-1		0-0-0		1-0-1				NEUTRAL				1-0-0				0-0-0				1-0-0				
6-5-2		1-4-0		1-0-1				CONFERENCE				3-0-0				0-1-1				1-0-0				
4-1-0		0-0-0		1-0-0				HOME				2-0-0				0-1-0				1-0-0				
1-3-2		0-3-0		0-0-1				AWAY				1-0-0				0-0-1				0-0-0				
1-1-0		1-1-0		0-0-0				NEUTRAL				0-0-0				0-0-0				0-0-0				
RPI	S	Opponent		Score		RPI	S	Opponent		Score		RPI	S	Opponent		Score		RPI	S	Opponent		Score		
2	A	North Carolina		1	0	29	N	Duke		1	1	52	H	Kentucky		2	0	114	A	Mississippi St.		0	0	
9	A	Tennessee		2	3	34	A	LSU		1	1	64	A	Mississippi		3	1	137	H	Vanderbilt		0	1	
9	N	Tennessee		2	0	38	A	Charlotte		2	0	67	N	Furman		2	0	162	H	East Tenn. St.		5	2	
13	A	Florida		0	2	48	H	Auburn		1	0	94	H	Alabama		2	0	185	H	Arkansas		1	0	
15	A	Georgia		1	2	49	N	UNLV		1	0							226	N	UC Davis		2	1	
15	N	Georgia		0	2													240	H	Winthrop		5	0	
23	A	Clemson		0	1													253	H	Marshall		4	0	
LAST 10 GAMES																								
29	N	Duke		1	1	34	A	LSU		1	1													
15	N	Georgia		0	2	48	H	Auburn		1	0													
9	N	Tennessee		2	0	94	H	Alabama		2	0													
13	A	Florida		0	2	64	A	Mississippi		3	1													
185	H	Arkansas		1	0	114	A	Mississippi St.		0	0													

Non-Div. I Games:

South Carolina

Average RPI Win: 108		WON-LOST	WINNING	LAST 10	STRENGTH OF		OPP. STRENGTH	TEAM	ADJ	CONF.	ADJ CONF.
Average RPI Loss: 12		RECORD	PCT. RANK	GAMES	SCHEDULE		OF SCHEDULE	RPI	RPI	RPI	RPI
DIV. I ONLY		10-6-5	.59524	100	2-4-4		8	22	25	.6187	23
DIV. I NON-CONF.		8-2-0	.8	17	1-1-0		15	80	11	.66089	13
TOTALS		RPI 1-25	RPI 26-50		W-L RECORDS		RPI 51-100		RPI 101-150		RPI 150+
10-6-5		1-5-1	2-1-2		OVERALL		2-0-1		1-0-1		4-0-0
8-2-1		1-2-0	1-0-1		HOME		1-0-0		1-0-0		4-0-0
0-3-4		0-2-1	0-1-1		AWAY		0-0-1		0-0-1		0-0-0
2-1-0		0-1-0	1-0-0		NEUTRAL		1-0-0		0-0-0		0-0-0
8-2-0		1-1-0	1-1-0		NON-CONFERENCE		2-0-0		0-0-0		4-0-0
6-0-0		1-0-0	0-0-0		HOME		1-0-0		0-0-0		4-0-0
0-2-0		0-1-0	0-0-		AWAY		0-0-0		0-0-0		0-0-0
2-0-0		0-0-0	1-0-0		NEUTRAL		1-0-0		0-0-0		0-0-0
2-4-5		0-4-1	1-0-2		CONFERENCE		0-0-1		1-0-1		0-0-0
2-2-1		0-2-0	1-0-1		HOME		0-0-0		1-0-0		0-0-0
0-1-4		0-1-1	0-0-1		AWAY		0-0-1		0-0-1		0-0-0
0-1-0		0-1-0	0-0-0		NEUTRAL		0-0-0		0-0-0		0-0-0
RPI S	Opponent	Score	RPI S	Opponent	Score	RPI S	Opponent	Score	RPI S	Opponent	Score
2 A	North Carolina	0 3	29 H	Duke	1 0	53 A	Virginia Tech	1 1	111 H	Maryland	1 0
2 N	North Carolina	0 3	33 H	Boston College	0 0	61 H	Long Beach St.	2 1	132 A	North Carolina St.	2 2
5 H	Florida St.	0 2	38 A	Charlotte	1 3	67 N	Furman	2 1	153 H	Coastal Caro.	5 0
9 A	Tennessee	0 1	38 N	Charlotte	4 2				163 H	Western Caro.	2 0
12 A	Virginia	1 1	47 A	Miami (Fla.)	1 1				194 H	Wofford	8 0
16 H	Wake Forest	1 2							246 H	Liberty	4 0
22 H	South Carolina	1 0									
LAST 10 GAMES											
9 A	Tennessee	0 1	47 A	Miami (Fla.)	1 1						
38 N	Charlotte	4 2	16 H	Wake Forest	1 2						
2 N	North Carolina	0 3	132 A	North Carolina St.	2 2						
29 H	Duke	1 0	12 A	Virginia	1 1						
5 H	Florida St.	0 2	53 A	Virginia Tech	1 1						

Non-Div. I Games:

Clemson

California

Through Games Of 2007 Final - 8-4

Average RPI Win: 109		WON-LOST	WINNING	LAST 10	STRENGTH OF		OPP. STRENGTH	TEAM	ADJ	CONF.	ADJ CONF.
Average RPI Loss: 22		RECORD	PCT. RANK	GAMES	SCHEDULE		OF SCHEDULE	RPI	RPI	RPI	RPI
DIV. I ONLY		15-5-1	.7381	27	7-2-1		64	17	24	.61732	24
DIV. I NON-CONF.		9-2-0	.81818	15	1-0-0		126	45	38	.6025	37
TOTALS		RPI 1-25	RPI 26-50		W-L RECORDS		RPI 51-100		RPI 101-150		RPI 150+
15-5-1		0-3-1	4-1-0		OVERALL		5-1-0		2-0-0		4-0-0
5-2-0		0-2-0	1-0-0		HOME		3-0-0		0-0-0		1-0-0
7-3-1		0-1-1	2-1-0		AWAY		2-1-0		2-0-0		1-0-0
3-0-0		0-0-0	1-0-0		NEUTRAL		0-0-0		0-0-0		2-0-0
9-2-0		0-0-0	2-1-0		NON-CONFERENCE		3-1-0		1-0-0		3-0-0
3-0-0		0-0-0	0-0-0		HOME		2-0-0		0-0-0		1-0-0
3-2-0		0-0-0	1-0-		AWAY		1-1-0		1-0-0		0-0-0
3-0-0		0-0-0	1-0-0		NEUTRAL		0-0-0		0-0-0		2-0-0
6-3-1		0-3-1	2-0-0		CONFERENCE		2-0-0		1-0-0		1-0-0
2-2-0		0-2-0	1-0-0		HOME		1-0-0		0-0-0		0-0-0
4-1-1		0-1-1	1-0-0		AWAY		1-0-0		1-0-0		1-0-0
0-0-0		0-0-0	0-0-0		NEUTRAL		0-0-0		0-0-0		0-0-0
RPI S	Opponent	Score	RPI S	Opponent	Score	RPI S	Opponent	Score	RPI S	Opponent	Score
1 H	UCLA	0 2	31 A	Santa Clara	2 0	60 A	Cal St. Fullerton	1 2	105 A	Arizona	2 0
3 H	Southern California	0 3	31 N	Santa Clara	2 0	63 H	Colorado Col.	1 0	106 A	San Diego St.	2 0
11 A	Stanford	2 4	36 A	Missouri	0 4	73 A	Oregon	3 0	166 A	Oregon St.	3 1
11 A	Stanford	1 1	42 A	Arizona St.	3 1	79 A	Kansas	1 0	183 H	St. Mary's (Cal.)	4 0
			44 H	Washington St.	2 1	86 H	Columbia	1 0	260 N	Cal St. Bakersfield	3 0
						88 H	Washington	2 1	280 N	Vermont	4 0
LAST 10 GAMES											
11 A	Stanford	1 1	44 H	Washington St.	2 1	105 A	Arizona	2 0	42 A	Arizona St.	3 1
31 N	Santa Clara	2 0				1 H	UCLA	0 2	3 H	Southern California	0 3
73 A	Oregon	3 0									
166 A	Oregon St.	3 1									
88 H	Washington	2 1									

Non-Div. I Games:

California

Average RPI Win:	97	WON-LOST RECORD	WINNING PCT. RANK	LAST 10 GAMES	STRENGTH OF SCHEDULE	OPP. STRENGTH OF SCHEDULE	TEAM RPI	ADJ RPI	CONF. RPI	ADJ CONF. RPI				
DIV. I ONLY		13-7-3	.63043	75	3-6-1	13	32	23	.615	25	3	3		
DIV. I NON-CONF.		8-2-1	.77273	29	2-1-0	9	66	7	.66161	11	3	3		
<hr/>														
TOTALS	RPI 1-25	RPI 26-50		W-L RECORDS		RPI 51-100		RPI 101-150		RPI 150+				
13-7-3	1-3-1	1-4-0		OVERALL		4-0-1		5-0-1		2-0-0				
9-1-1	1-0-0	1-1-0		HOME		4-0-1		3-0-0		0-0-0				
3-5-2	0-3-1	0-2-0		AWAY		0-0-0		1-0-1		2-0-0				
1-1-0	0-0-0	0-1-0		NEUTRAL		0-0-0		1-0-0		0-0-0				
8-2-1	1-1-0	1-1-0		NON-CONFERENCE		1-0-1		3-0-0		2-0-0				
5-1-1	1-0-0	1-1-0		HOME		1-0-1		2-0-0		0-0-0				
2-1-0	0-1-0	0-0-		AWAY		0-0-0		0-0-0		2-0-0				
1-0-0	0-0-0	0-0-0		NEUTRAL		0-0-0		1-0-0		0-0-0				
5-5-2	0-2-1	0-3-0		CONFERENCE		3-0-0		2-0-1		0-0-0				
4-0-0	0-0-0	0-0-0		HOME		3-0-0		1-0-0		0-0-0				
1-4-2	0-2-1	0-2-0		AWAY		0-0-0		1-0-1		0-0-0				
0-1-0	0-0-0	0-1-0		NEUTRAL		0-0-0		0-0-0		0-0-0				
RPI	S	Opponent	Score		RPI	S	Opponent	Score		RPI	S	Opponent	Score	
3	H	Southern California	2	1	29	H	Duke	0	2	51	H	Northwestern	4	3
4	A	Penn St.	1	2	32	A	Ohio St.	0	1	56	H	Loyola Marymount	0	0
13	A	Florida	0	1	32	N	Ohio St.	1	2	69	H	Iowa	1	0
14	A	Purdue	0	0	39	A	Illinois	0	3	78	H	Minnesota	4	2
14	A	Purdue	0	7	43	H	Samford	2	1	85	H	Ball St.	2	1
														</

Non-Div. I Games:

Indiana

Average RPI Win:		161	WON-LOST RECORD		WINNING PCT. RANK		LAST 10 GAMES		STRENGTH OF SCHEDULE		OPP. STRENGTH OF SCHEDULE		TEAM RPI		ADJ RPI		CONF. RPI		ADJ CONF. RPI				
DIV. I ONLY			16-5-1		.75	21		8-2-0		51		102		26		.61403		26		15			
DIV. I NON-CONF.			4-4-1		.5	149		1-1-0		2		9		23		.62477		21		14			
TOTALS		RPI 1-25		RPI 26-50		W-L RECORDS		RPI 51-100		RPI 101-150		RPI 150+											
16-5-1		0-3-1		2-0-0		OVERALL		3-2-0		2-0-0		9-0-0											
8-2-1		0-2-1		1-0-0		HOME		0-0-0		1-0-0		6-0-0											
5-1-0		0-1-0		0-0-0		AWAY		2-0-0		0-0-0		3-0-0											
3-2-0		0-0-0		1-0-0		NEUTRAL		1-2-0		1-0-0		0-0-0											
4-4-1		0-3-1		2-0-0		NON-CONFERENCE		1-1-0		0-0-0		1-0-0											
2-2-1		0-2-1		1-0-0		HOME		0-0-0		0-0-0		1-0-0											
0-1-0		0-1-0		0-0-		AWAY		0-0-0		0-0-0		0-0-0											
2-1-0		0-0-0		1-0-0		NEUTRAL		1-1-0		0-0-0		0-0-0											
12-1-0		0-0-0		0-0-0		CONFERENCE		2-1-0		2-0-0		8-0-0											
6-0-0		0-0-0		0-0-0		HOME		0-0-0		1-0-0		5-0-0											
5-0-0		0-0-0		0-0-0		AWAY		2-0-0		0-0-0		3-0-0											
1-1-0		0-0-0		0-0-0		NEUTRAL		0-1-0		1-0-0		0-0-0											
RPI	S	Opponent		Score		RPI	S	Opponent		Score		RPI	S	Opponent		Score							
2	A	North Carolina		1	3	27	H	William & Mary		2	0	51	N	Northwestern		2	3	123	H	Col. of Charleston	3	2	
2	H	North Carolina		0	3	35	N	Memphis		1	0	67	A	Furman		2	0	123	N	Col. of Charleston	1	0	
9	H	Tennessee		1	2							67	N	Furman		1	3	163	A	Western Caro.	2	0	
16	H	Wake Forest		1	1							75	A	Davidson		3	0	177	H	Appalachian St.	2	1	
												85	N	Ball St.		1	0	194	A	Wofford	2	0	
																		208	H	Central Mich.	2	0	
																		232	H	Elon	3	0	
																		232	H	Elon	1	0	
																		256	H	Ga. Southern	3	0	
																		290	A	Chattanooga	4	1	
																		294	H	Citadel	7	0	
LAST 10 GAMES																							
						2	A	North Carolina		1	3	232	H	Elon		3	0						
						35	N	Memphis		1	0	123	H	Col. of Charleston		3	2						
						67	N	Furman		1	3	177	H	Appalachian St.		2	1						
						123	N	Col. of Charleston		1	0	67	A	Furman		2	0						
						232	H	Elon		1	0	294	H	Citadel		7	0						

Non-Div. I Games:

UNC Greensboro

Average RPI Win:	123	WON-LOST RECORD	WINNING PCT. RANK	LAST 10 GAMES	STRENGTH OF SCHEDULE	OPP. STRENGTH OF SCHEDULE	TEAM RPI	ADJ RPI	CONF. RPI	ADJ CONF. RPI	
Average RPI Loss:	37										
DIV. I ONLY	15-5-2	.72727	29	7-2-1	49	64	27	.61164	27	8	8
DIV. I NON-CONF.	6-4-0	.6	102	1-1-0	42	42	49	.58772	46	8	8
<hr/>											
TOTALS	RPI 1-25	RPI 26-50		W-L RECORDS		RPI 51-100		RPI 101-150		RPI 150+	
15-5-2	2-3-0	1-1-0		OVERALL		2-0-1		6-1-0		4-0-1	
7-1-0	0-0-0	0-0-0		HOME		0-0-0		3-1-0		4-0-0	
5-4-1	1-3-0	0-1-0		AWAY		2-0-0		2-0-0		0-0-1	
3-0-1	1-0-0	1-0-0		NEUTRAL		0-0-1		1-0-0		0-0-0	
<hr/>											
6-4-0	1-2-0	1-1-0		NON-CONFERENCE		0-0-0		2-1-0		2-0-0	
2-1-0	0-0-0	0-0-0		HOME		0-0-0		0-1-0		2-0-0	
1-3-0	0-2-0	0-0-		AWAY		0-0-0		1-0-0		0-0-0	
3-0-0	1-0-0	1-0-0		NEUTRAL		0-0-0		1-0-0		0-0-0	
<hr/>											
9-1-2	1-1-0	0-0-0		CONFERENCE		2-0-1		4-0-0		2-0-1	
5-0-0	0-0-0	0-0-0		HOME		0-0-0		3-0-0		2-0-0	
4-1-1	1-1-0	0-0-0		AWAY		2-0-0		1-0-0		0-0-1	
0-0-1	0-0-0	0-0-0		NEUTRAL		0-0-1		0-0-0		0-0-0	
<hr/>											
RPI S	Opponent	Score		RPI S	Opponent	Score		RPI S	Opponent	Score	
2 N	North Carolina	1	0	26 A	UNC Greensboro	0	2	59 A	VCU	1	0
12 A	Virginia	0	1	46 N	Georgetown	2	1	59 N	VCU	0	0
12 A	Virginia	0	1					93 A	UNC Wilmington	1	0
18 A	James Madison	0	1								
21 A	Hofstra	2	0								
<hr/>											
LAST 10 GAMES											
12 A	Virginia	0	1	107 H	Georgia St.	3	0				
46 N	Georgetown	2	1	129 H	George Mason	2	0				
59 N	VCU	0	0	139 H	Towson	4	1				
140 A	Old Dominion	4	1	59 A	VCU	1	0				
93 A	UNC Wilmington	1	0	18 A	James Madison	0	1				

Non-Div. I Games:

William & Mary

Average RPI Win: 122		WON-LOST	WINNING	LAST 10	STRENGTH OF		OPP. STRENGTH	TEAM	ADJ	CONF.	ADJ CONF.
Average RPI Loss: 29		RECORD	PCT. RANK	GAMES	SCHEDULE		OF SCHEDULE	RPI	RPI	RPI	RPI
DIV. I ONLY		14-6-2	.68182	43	5-4-1		37	37	28	.61127	28
DIV. I NON-CONF.		6-3-1	.65	79	2-1-1		12	13	17	.63638	16
TOTALS		RPI 1-25	RPI 26-50		W-L RECORDS		RPI 51-100		RPI 101-150		RPI 150+
14-6-2		3-4-0	1-1-1		OVERALL		0-0-1		4-1-0		6-0-0
7-2-1		1-1-0	1-1-0		HOME		0-0-1		1-0-0		4-0-0
5-3-1		1-2-0	0-0-1		AWAY		0-0-0		2-1-0		2-0-0
2-1-0		1-1-0	0-0-0		NEUTRAL		0-0-0		1-0-0		0-0-0
6-3-1		2-3-0	0-0-1		NON-CONFERENCE		0-0-0		1-0-0		3-0-0
3-1-0		0-1-0	0-0-0		HOME		0-0-0		0-0-0		3-0-0
1-1-1		1-1-0	0-1-		AWAY		0-0-0		0-0-0		0-0-0
2-1-0		1-1-0	0-0-0		NEUTRAL		0-0-0		1-0-0		0-0-0
8-3-1		1-1-0	1-1-0		CONFERENCE		0-0-1		3-1-0		3-0-0
4-1-1		1-0-0	1-1-0		HOME		0-0-1		1-0-0		1-0-0
4-2-0		0-1-0	0-0-0		AWAY		0-0-0		2-1-0		2-0-0
0-0-0		0-0-0	0-0-0		NEUTRAL		0-0-0		0-0-0		0-0-0
RPI S	Opponent	Score		RPI S	Opponent	Score		RPI S	Opponent	Score	
4 H	Penn St.	0	1	33 A	Boston College	0	0	81 H	Rutgers	0	0
5 A	Florida St.	2	3	46 H	Georgetown	0	1	101 A	St. John's (N.Y.)	0	1
7 H	West Virginia	2	0	50 H	Marquette	5	0	110 N	Princeton	1	0
8 A	Notre Dame	1	2					116 H	Seton Hall	2	1
11 A	Stanford	2	0					134 A	Syracuse	2	0
11 N	Stanford	0	1					136 A	South Fla.	1	0
16 N	Wake Forest	1	0					158 H	Brown	5	1
								160 H	Fairfield	4	1
								181 H	Central Conn. St.	2	1
								193 H	Pittsburgh	4	0
								209 A	DePaul	2	1
								229 A	Providence	6	0
LAST 10 GAMES											
5 A	Florida St.	2	3	134 A	Syracuse	2	0				
11 A	Stanford	2	0	101 A	St. John's (N.Y.)	0	1				
16 N	Wake Forest	1	0	8 A	Notre Dame	1	2				
33 A	Boston College	0	0	209 A	DePaul	2	1				
46 H	Georgetown	0	1	7 H	West Virginia	2	0				

Non-Div. I Games:

Connecticut

Duke		Average RPI Win:	96	WON-LOST RECORD	WINNING PCT. RANK	LAST 10 GAMES	STRENGTH OF SCHEDULE	OPP. STRENGTH OF SCHEDULE	TEAM RPI	ADJ RPI	CONF. RPI	ADJ CONF. RPI
DIV. I ONLY		Average RPI Loss:	12	10-6-7	.58696 108	3-3-4	26	2	33	.61104 29	1	1
DIV. I NON-CONF.				7-2-3	.70833 54	2-1-1	43	11	21	.63007 19	1	1
TOTALS		RPI 1-25		RPI 26-50		W-L RECORDS	RPI 51-100		RPI 101-150		RPI 150+	
10-6-7		2-6-4		2-0-1		OVERALL	2-0-1		1-0-1		3-0-0	
6-1-2		0-1-1		2-0-0		HOME	1-0-0		0-0-1		3-0-0	
3-3-3		2-3-2		0-0-1		AWAY	0-0-0		1-0-0		0-0-0	
1-2-2		0-2-1		0-0-0		NEUTRAL	1-0-1		0-0-0		0-0-0	
7-2-3		2-2-2		1-0-0		NON-CONFERENCE	1-0-1		0-0-0		3-0-0	
4-0-0		0-0-0		1-0-0		HOME	0-0-0		0-0-0		3-0-0	
2-1-1		2-1-1		0-0-0		AWAY	0-0-0		0-0-0		0-0-0	
1-1-2		0-1-1		0-0-0		NEUTRAL	1-0-1		0-0-0		0-0-0	
3-4-4		0-4-2		1-0-1		CONFERENCE	1-0-0		1-0-1		0-0-0	
2-1-2		0-1-1		1-0-0		HOME	1-0-0		0-0-1		0-0-0	
1-2-2		0-2-1		0-0-1		AWAY	0-0-0		1-0-0		0-0-0	
0-1-0		0-1-0		0-0-0		NEUTRAL	0-0-0		0-0-0		0-0-0	
RPI S	Opponent	Score	RPI S	Opponent	Score	RPI S	Opponent	Score	RPI S	Opponent	Score	
2 A	North Carolina	1 2	32 H	Ohio St.	2 1	53 H	Virginia Tech	1 0	111 H	Maryland	2 2	
5 H	Florida St.	1 1	33 A	Boston College	1 1	54 N	Yale	1 0	132 A	North Carolina St.	1 0	
8 A	Notre Dame	2 3	47 H	Miami (Fla.)	4 2	74 N	Pepperdine	0 0	151 H	Dartmouth	3 1	
10 N	Texas A&M	0 2							214 H	San Francisco	4 0	
12 H	Virginia	0 2							232 H	Elon	6 0	
15 A	Georgia	1 0										
16 A	Wake Forest	1 1										
16 N	Wake Forest	0 1										
19 A	San Diego	0 0										
22 N	South Carolina	1 1										
23 A	Clemson	0 1										
25 A	Indiana	2 0										
LAST 10 GAMES												
8 A	Notre Dame	2 3	23 A	Clemson	0 1							
25 A	Indiana	2 0	47 H	Miami (Fla.)	4 2							
15 A	Georgia	1 0	5 H	Florida St.	1 1							
22 N	South Carolina	1 1	111 H	Maryland	2 2							
16 N	Wake Forest	0 1	16 A	Wake Forest	1 1							

Non-Div. I Games:

Duke

Average RPI Win:	119	WON-LOST	WINNING	LAST 10	STRENGTH OF	OPP. STRENGTH	TEAM	ADJ	CONF.	ADJ CONF.				
Average RPI Loss:	25	RECORD	PCT. RANK	GAMES	SCHEDULE	OF SCHEDULE	RPI	RPI	RPI	RPI				
DIV. I ONLY	13-6-2	.66667	49	6-3-1	29	45	29	.60806	30	7	7			
DIV. I NON-CONF.	5-2-1	.6875	61	0-1-0	36	31	30	.6156	30	7	7			
<hr/>														
TOTALS	RPI 1-25	RPI 26-50		W-L RECORDS		RPI 51-100		RPI 101-150		RPI 150+				
13-6-2	1-4-0	3-1-1		OVERALL		1-1-1		3-0-0		5-0-0				
6-1-2	0-1-0	2-0-1		HOME		1-0-1		2-0-0		1-0-0				
6-4-0	1-3-0	1-0-0		AWAY		0-1-0		0-0-0		4-0-0				
1-1-0	0-0-0	0-1-0		NEUTRAL		0-0-0		1-0-0		0-0-0				
<hr/>														
5-2-1	1-1-0	1-1-0		NON-CONFERENCE		0-0-1		1-0-0		2-0-0				
2-0-1	0-0-0	1-0-0		HOME		0-0-1		0-0-0		1-0-0				
2-1-0	1-1-0	0-0-		AWAY		0-0-0		0-0-0		1-0-0				
1-1-0	0-0-0	0-1-0		NEUTRAL		0-0-0		1-0-0		0-0-0				
<hr/>														
8-4-1	0-3-0	2-0-1		CONFERENCE		1-1-0		2-0-0		3-0-0				
4-1-1	0-1-0	1-0-1		HOME		1-0-0		2-0-0		0-0-0				
4-3-0	0-2-0	1-0-0		AWAY		0-1-0		0-0-0		3-0-0				
0-0-0	0-0-0	0-0-0		NEUTRAL		0-0-0		0-0-0		0-0-0				
<hr/>														
RPI	S	Opponent	Score		RPI	S	Opponent	Score		RPI	S	Opponent	Score	
7	A	West Virginia	0	1	32	H	Ohio St.	2	0	52	H	Kentucky	0	0
7	A	West Virginia	0	1	39	N	Illinois	0	1	70	A	Villanova	0	1
8	H	Notre Dame	0	1	46	A	Georgetown	1	0	81	H	Rutgers	3	0
14	A	Purdue	1	0	50	H	Marquette	1	0					
16	A	Wake Forest	0	2	50	H	Marquette	2	2					
<hr/>														
LAST 10 GAMES														
39 N Illinois					0	1	136 H South Fla.					2	0	
7 A West Virginia					0	1	50 H Marquette					2	2	
50 H Marquette					1	0	116 H Seton Hall					1	0	
46 A Georgetown					1	0	81 H Rutgers					3	0	
70 A Villanova					0	1	193 A Pittsburgh					1	0	

Non-Div. I Games:

Louisville

Average RPI Win:		106	WON-LOST RECORD		WINNING PCT. RANK	LAST 10 GAMES	STRENGTH OF SCHEDULE		OPP. STRENGTH OF SCHEDULE	TEAM RPI	ADJ RPI	CONF. RPI	ADJ CONF. RPI
Average RPI Loss:		30											
DIV. I ONLY		12-6-3			.64286 68	5-4-1	32		23	32	.6068 31	6	6
DIV. I NON-CONF.		8-3-3			.67857 70	1-1-1	37		12	27	.62228 24	6	6
TOTALS		RPI 1-25	RPI 26-50		W-L RECORDS		RPI 51-100		RPI 101-150		RPI 150+		
12-6-3		1-5-2	2-0-0		OVERALL		4-0-0		2-1-1		3-0-0		
5-1-2		1-1-1	0-0-0		HOME		2-0-0		0-0-1		2-0-0		
5-4-1		0-3-1	1-0-0		AWAY		1-0-0		2-1-0		1-0-0		
2-1-0		0-1-0	1-0-0		NEUTRAL		1-0-0		0-0-0		0-0-0		
8-3-3		1-3-2	2-0-0		NON-CONFERENCE		2-0-0		2-0-1		1-0-0		
2-1-2		1-1-1	0-0-0		HOME		0-0-0		0-0-1		1-0-0		
4-1-1		0-1-1	1-0-		AWAY		1-0-0		2-0-0		0-0-0		
2-1-0		0-1-0	1-0-0		NEUTRAL		1-0-0		0-0-0		0-0-0		
4-3-0		0-2-0	0-0-0		CONFERENCE		2-0-0		0-1-0		2-0-0		
3-0-0		0-0-0	0-0-0		HOME		2-0-0		0-0-0		1-0-0		
1-3-0		0-2-0	0-0-0		AWAY		0-0-0		0-1-0		1-0-0		
0-0-0		0-0-0	0-0-0		NEUTRAL		0-0-0		0-0-0		0-0-0		
RPI S	Opponent	Score	RPI S	Opponent	Score	RPI S	Opponent	Score	RPI S	Opponent	Score		
1 A	UCLA	1 4	36 N	Missouri	2 1	56 H	Loyola Marymount	2 1	103 A	Gonzaga	1 2		
6 A	Portland	0 2	42 A	Arizona St.	1 0	60 A	Cal St. Fullerton	3 2	105 A	Arizona	1 0		
8 H	Notre Dame	7 1				74 H	Pepperdine	2 1	135 A	Cal Poly	4 0		
11 A	Stanford	0 0				81 N	Rutgers	2 1	145 H	UC Santa Barbara	0 0		
12 H	Virginia	0 0							183 H	St. Mary's (Cal.)	3 0		
19 A	San Diego	0 1							214 A	San Francisco	1 0		
24 H	California	0 2							276 H	San Jose St.	3 2		
24 N	California	0 2											
LAST 10 GAMES						24 N	California	0 2	56 H	Loyola Marymount	2 1		
						183 H	St. Mary's (Cal.)	3 0	74 H	Pepperdine	2 1		
						214 A	San Francisco	1 0	145 H	UC Santa Barbara	0 0		
						6 A	Portland	0 2	19 A	San Diego	0 1		
						103 A	Gonzaga	1 2	60 A	Cal St. Fullerton	3 2		

Non-Div. I Games:

Santa Clara

Average RPI Win: 92		WON-LOST	WINNING	LAST 10	STRENGTH OF		OPP. STRENGTH	TEAM	ADJ	CONF.	ADJ CONF.
Average RPI Loss: 35		RECORD	PCT. RANK	GAMES	SCHEDULE		OF SCHEDULE	RPI	RPI	RPI	RPI
DIV. I ONLY		12-10-1	.54348	134	4-5-1		11	18	36	.6039	32
DIV. I NON-CONF.		6-4-0	.6	102	0-1-0		17	37	33	.60934	33
TOTALS		RPI 1-25	RPI 26-50		W-L RECORDS		RPI 51-100		RPI 101-150		RPI 150+
12-10-1	3-5-1	1-2-0		OVERALL		3-2-0		3-1-0		2-0-0	
10-2-0	2-2-0	1-0-0		HOME		2-0-0		3-0-0		2-0-0	
1-5-0	0-0-0	0-2-0		AWAY		1-2-0		0-1-0		0-0-0	
1-3-1	1-3-1	0-0-0		NEUTRAL		0-0-0		0-0-0		0-0-0	
6-4-0	1-2-0	0-2-0		NON-CONFERENCE		2-0-0		1-0-0		2-0-0	
6-0-0	1-0-0	0-0-0		HOME		2-0-0		1-0-0		2-0-0	
0-2-0	0-0-0	0-0-		AWAY		0-0-0		0-0-0		0-0-0	
0-2-0	0-2-0	0-0-0		NEUTRAL		0-0-0		0-0-0		0-0-0	
6-6-1	2-3-1	1-0-0		CONFERENCE		1-2-0		2-1-0		0-0-0	
4-2-0	1-2-0	1-0-0		HOME		0-0-0		2-0-0		0-0-0	
1-3-0	0-0-0	0-0-0		AWAY		1-2-0		0-1-0		0-0-0	
1-1-1	1-1-1	0-0-0		NEUTRAL		0-0-0		0-0-0		0-0-0	
RPI S	Opponent	Score		RPI S	Opponent	Score		RPI S	Opponent	Score	
2 N	North Carolina	0	5	29 A	Duke	1	2	51 A	Northwestern	0	2
4 H	Penn St.	0	1	30 A	Louisville	0	2	69 A	Iowa	0	1
4 N	Penn St.	2	2	39 H	Illinois	2	1	74 H	Pepperdine	1	0
14 H	Purdue	1	3					78 A	Minnesota	2	1
14 N	Purdue	1	3					83 H	St. Louis	3	2
19 H	San Diego	2	0								
21 N	Hofstra	0	1								
25 H	Indiana	1	0								
25 N	Indiana	2	1								
				LAST 10 GAMES							
21 N	Hofstra	0	1	14 H	Purdue	1	3				
14 N	Purdue	1	3	25 H	Indiana	1	0				
4 N	Penn St.	2	2	69 A	Iowa	0	1				
25 N	Indiana	2	1	78 A	Minnesota	2	1				
4 H	Penn St.	0	1	119 H	Michigan St.	3	0				

Non-Div. I Games:

Ohio St.

Average RPI Win:		114	WON-LOST RECORD		WINNING PCT. RANK		LAST 10 GAMES		STRENGTH OF SCHEDULE		OPP. STRENGTH OF SCHEDULE		TEAM RPI		ADJ RPI		CONF. RPI		ADJ CONF. RPI								
DIV. I ONLY			12-5-7		.64583		67		4-3-3		41		33		35		.60264		34		4		4				
DIV. I NON-CONF.			7-2-2		.72727		44		1-1-0		47		60		31		.61306		31		4		4				
TOTALS		RPI 1-25		RPI 26-50				W-L RECORDS				RPI 51-100				RPI 101-150				RPI 150+							
12-5-7		1-3-3		3-1-1				OVERALL				1-1-2				4-0-0				3-0-1							
5-0-3		1-0-2		0-0-0				HOME				0-0-1				2-0-0				2-0-0							
4-3-3		0-2-1		0-1-0				AWAY				1-0-1				2-0-0				1-0-1							
3-2-1		0-1-0		3-0-1				NEUTRAL				0-1-0				0-0-0				0-0-0							
7-2-2		0-1-1		3-0-0				NON-CONFERENCE				0-1-0				2-0-0				2-0-1							
3-0-0		0-0-0		0-0-0				HOME				0-0-0				1-0-0				2-0-0							
1-1-2		0-1-1		0-0-				AWAY				0-0-0				1-0-0				0-0-1							
3-1-0		0-0-0		3-0-0				NEUTRAL				0-1-0				0-0-0				0-0-0							
5-3-5		1-2-2		0-1-1				CONFERENCE				1-0-2				2-0-0				1-0-0							
2-0-3		1-0-2		0-0-0				HOME				0-0-1				1-0-0				0-0-0							
3-2-1		0-1-0		0-1-0				AWAY				1-0-1				1-0-0				1-0-0							
0-1-1		0-1-0		0-0-1				NEUTRAL				0-0-0				0-0-0				0-0-0							
RPI	S	Opponent			Score		RPI	S	Opponent			Score		RPI	S	Opponent			Score		RPI	S	Opponent			Score	
5	A	Florida St.			0	4	35	N	Memphis			7	2	52	A	Kentucky			1	1	114	H	Mississippi St.			1	0
9	H	Tennessee			3	0	43	N	Samford			1	0	64	H	Mississippi			1	1	123	A	Col. of Charleston			4	0
13	A	Florida			0	5	47	N	Miami (Fla.)			4	1	75	N	Davidson			0	3	130	H	Southern Miss.			3	0
13	N	Florida			0	1	48	A	Auburn			0	2	94	A	Alabama			2	1	137	A	Vanderbilt			2	0
15	H	Georgia			1	1	48	N	Auburn			2	2								172	H	McNeese St.			5	0
17	A	Texas			2	2															185	A	Arkansas			1	0
22	H	South Carolina			1	1															241	A	Houston			0	0
																					277	H	Louisiana Tech			2	0
LAST 10 GAMES																											
5	A	Florida St.			0	4	13	A	Florida			0	5														
43	N	Samford			1	0	22	H	South Carolina			1	1														
13	N	Florida			0	1	52	A	Kentucky			1	1														
48	N	Auburn			2	2	137	A	Vanderbilt			2	0														
185	A	Arkansas			1	0	94	A	Alabama			2	1														

Non-Div. I Games:

LSU

Average RPI Win:	137	WON-LOST RECORD	WINNING PCT. RANK	LAST 10 GAMES	STRENGTH OF SCHEDULE	OPP. STRENGTH OF SCHEDULE	TEAM RPI	ADJ RPI	CONF. RPI	ADJ CONF. RPI		
DIV. I ONLY		17-4-1	.79545	9	8-2-0	105	74	30	.60247	35	10	10
DIV. I NON-CONF.		7-3-0	.7	57	0-1-0	100	61	53	.57945	53	10	10
<hr/>												
TOTALS	RPI 1-25	RPI 26-50		W-L RECORDS		RPI 51-100		RPI 101-150		RPI 150+		
17-4-1	1-1-0	0-3-0		OVERALL		6-0-1		3-0-0		7-0-0		
9-1-0	0-1-0	0-0-0		HOME		3-0-0		2-0-0		4-0-0		
6-1-1	0-0-0	0-1-0		AWAY		3-0-1		0-0-0		3-0-0		
2-2-0	1-0-0	0-2-0		NEUTRAL		0-0-0		1-0-0		0-0-0		
7-3-0	0-0-0	0-3-0		NON-CONFERENCE		2-0-0		1-0-0		4-0-0		
5-0-0	0-0-0	0-0-0		HOME		1-0-0		1-0-0		3-0-0		
2-1-0	0-0-0	0-0-		AWAY		1-0-0		0-0-0		1-0-0		
0-2-0	0-0-0	0-2-0		NEUTRAL		0-0-0		0-0-0		0-0-0		
10-1-1	1-1-0	0-0-0		CONFERENCE		4-0-1		2-0-0		3-0-0		
4-1-0	0-1-0	0-0-0		HOME		2-0-0		1-0-0		1-0-0		
4-0-1	0-0-0	0-0-0		AWAY		2-0-1		0-0-0		2-0-0		
2-0-0	1-0-0	0-0-0		NEUTRAL		0-0-0		1-0-0		0-0-0		
RPI	S	Opponent	Score	RPI	S	Opponent	Score	RPI	S	Opponent	Score	
20	H	UCF	1 2	26	N	UNC Greensboro	0 1	64	H	Mississippi	1 0	
20	N	UCF	2 0	34	N	LSU	2 7	71	A	East Carolina	2 1	
				43	A	Samford	0 1	87	A	UTEP	1 0	
								90	H	UAB	2 1	
								94	A	Alabama	2 0	
								95	H	SMU	3 1	
								100	A	Rice	1 1	
						</						

Non-Div. I Games:

Memphis

[illegible]

Non-Div. I Games:

Oklahoma St.

Average RPI Win:	143	WON-LOST RECORD	WINNING PCT. RANK	LAST 10 GAMES	STRENGTH OF SCHEDULE	OPP. STRENGTH OF SCHEDULE	TEAM RPI	ADJ RPI	CONF. RPI	ADJ CONF. RPI
Average RPI Loss:	36									
DIV. I ONLY		16-5-1	.75 21	8-2-0	84	77	34	.59855 38	13	13
DIV. I NON-CONF.		5-4-0	.55556 130	0-1-0	72	20	71	.56495 67	13	13
TOTALS	RPI 1-25	RPI 26-50		W-L RECORDS	RPI 51-100		RPI 101-150		RPI 150+	
16-5-1	1-3-0	1-1-0		OVERALL	4-1-1		2-0-0		8-0-0	
9-2-1	1-1-0	0-0-0		HOME	2-1-1		1-0-0		5-0-0	
7-2-0	0-1-0	1-1-0		AWAY	2-0-0		1-0-0		3-0-0	
0-1-0	0-1-0	0-0-0		NEUTRAL	0-0-0		0-0-0		0-0-0	
5-4-0	1-3-0	0-1-0		NON-CONFERENCE	2-0-0		0-0-0		2-0-0	
4-1-0	1-1-0	0-0-0		HOME	1-0-0		0-0-0		2-0-0	
1-2-0	0-1-0	0-0-		AWAY	1-0-0		0-0-0		0-0-0	
0-1-0	0-1-0	0-0-0		NEUTRAL	0-0-0		0-0-0		0-0-0	
11-1-1	0-0-0	1-0-0		CONFERENCE	2-1-1		2-0-0		6-0-0	
5-1-1	0-0-0	0-0-0		HOME	1-1-1		1-0-0		3-0-0	
6-0-0	0-0-0	1-0-0		AWAY	1-0-0		1-0-0		3-0-0	
0-0-0	0-0-0	0-0-0		NEUTRAL	0-0-0		0-0-0		0-0-0	
RPI S	Opponent	Score		RPI S	Opponent	Score		RPI S	Opponent	Score
15 A	Georgia	0	2	41 A	Dayton	2	1	71 H	East Carolina	2 0
22 H	South Carolina	0	2	42 A	Arizona St.	0	1	76 H	Rhode Island	0 1
23 H	Clemson	3	1					83 A	St. Louis	1 0
23 N	Clemson	2	4					84 H	Fordham	3 2
								84 H	Fordham	1 1
								93 A	UNC Wilmington	1 0

Non-Div. I Games:

Charlotte

Average RPI Win:	103	WON-LOST RECORD	WINNING PCT. RANK	LAST 10 GAMES	STRENGTH OF SCHEDULE	OPP. STRENGTH OF SCHEDULE	TEAM RPI	ADJ RPI	CONF. RPI	ADJ CONF. RPI	
Average RPI Loss:	35										
DIV. I ONLY		10-8-4	.54545 133	4-5-1	16	51	41	.58971 40	5	5	
DIV. I NON-CONF.		5-3-3	.59091 112	1-1-0	6	68	26	.61691 29	5	5	
<hr/>											
TOTALS	RPI 1-25	RPI 26-50		W-L RECORDS	RPI 51-100		RPI 101-150		RPI 150+		
10-8-4	0-5-1	1-1-1		OVERALL	4-1-1		3-1-0		2-0-1		
5-5-1	0-2-0	0-1-1		HOME	3-1-0		1-1-0		1-0-0		
5-3-0	0-3-0	1-0-0		AWAY	1-0-0		2-0-0		1-0-0		
0-0-3	0-0-1	0-0-0		NEUTRAL	0-0-1		0-0-0		0-0-1		
<hr/>											
5-3-3	0-3-0	0-0-1		NON-CONFERENCE	3-0-1		1-0-0		1-0-1		
3-2-1	0-2-0	0-0-1		HOME	2-0-0		0-0-0		1-0-0		
2-1-0	0-1-0	0-0-		AWAY	1-0-0		1-0-0		0-0-0		
0-0-2	0-0-0	0-0-0		NEUTRAL	0-0-1		0-0-0		0-0-1		
<hr/>											
5-5-1	0-2-1	1-1-0		CONFERENCE	1-1-0		2-1-0		1-0-0		
2-3-0	0-0-0	0-1-0		HOME	1-1-0		1-1-0		0-0-0		
3-2-0	0-2-0	1-0-0		AWAY	0-0-0		1-0-0		1-0-0		
0-0-1	0-0-1	0-0-0		NEUTRAL	0-0-0		0-0-0		0-0-0		
<hr/>											
RPI S	Opponent	Score	RPI S	Opponent	Score	RPI S	Opponent	Score	RPI S	Opponent	Score
6 H	Portland	0 1	36 H	Missouri	0 2	58 H	Hawaii	2 0	108 A	Wyoming	2 0
10 A	Texas A&M	2 4	37 A	Oklahoma St.	1 0	61 H	Utah	4 2	112 H	Texas Tech	0 1
11 H	Stanford	0 1	45 H	BYU	0 0	65 H	Iowa St.	1 0	115 A	Oklahoma	2 1
12 A	Virginia	0 4				72 A	Denver	2 0	148 H	Nebraska	4 0
17 A	Texas	1 4				79 H	Kansas	0 2	160 N	Fairfield	1 1
17 N	Texas	0 0				98 N	New Mexico	0 0	176 A	Baylor	3 2
									186 H	Drake	1 0
<hr/>											
LAST 10 GAMES											
6 H	Portland	0 1	115 A	Oklahoma	2 1						
58 H	Hawaii	2 0	36 H	Missouri	0 2						
17 N	Texas	0 0	79 H	Kansas	0 2						
17 A	Texas	1 4	10 A	Texas A&M	2 4						
37 A	Oklahoma St.	1 0	176 A	Baylor	3 2						

Non-Div. I Games:

Colorado

[illegible]

Non-Div. I Games:

Dayton

Average RPI Win: 104		WON-LOST	WINNING	LAST 10	STRENGTH OF		OPP. STRENGTH	TEAM	ADJ	CONF.	ADJ CONF.
Average RPI Loss: 35		RECORD	PCT. RANK	GAMES	SCHEDULE		OF SCHEDULE	RPI	RPI	RPI	RPI
DIV. I ONLY		10-9-1	.525	146	4-5-1		15	30	43	.58419	42
DIV. I NON-CONF.		6-5-0	.54545	141	0-1-0		24	58	50	.58558	50
TOTALS		RPI 1-25	RPI 26-50		W-L RECORDS		RPI 51-100		RPI 101-150		RPI 150+
10-9-1		0-5-1	2-2-0		OVERALL		3-2-0		3-0-0		2-0-0
5-4-1		0-3-1	2-1-0		HOME		2-0-0		1-0-0		0-0-0
4-5-0		0-2-0	0-1-0		AWAY		1-2-0		2-0-0		1-0-0
1-0-0		0-0-0	0-0-0		NEUTRAL		0-0-0		0-0-0		1-0-0
6-5-0		0-2-0	1-2-0		NON-CONFERENCE		2-1-0		2-0-0		1-0-0
3-3-0		0-2-0	1-1-0		HOME		1-0-0		1-0-0		0-0-0
2-2-0		0-0-0	0-0-		AWAY		1-1-0		1-0-0		0-0-0
1-0-0		0-0-0	0-0-0		NEUTRAL		0-0-0		0-0-0		1-0-0
4-4-1		0-3-1	1-0-0		CONFERENCE		1-1-0		1-0-0		1-0-0
2-1-1		0-1-1	1-0-0		HOME		1-0-0		0-0-0		0-0-0
2-3-0		0-2-0	0-0-0		AWAY		0-1-0		1-0-0		1-0-0
0-0-0		0-0-0	0-0-0		NEUTRAL		0-0-0		0-0-0		0-0-0
RPI S	Opponent	Score	RPI S	Opponent	Score	RPI S	Opponent	Score	RPI S	Opponent	Score
1 A	UCLA	1 3	31 H	Santa Clara	0 1	73 A	Oregon	0 1	105 A	Arizona	2 1
3 A	Southern California	0 1	38 H	Charlotte	1 0	88 H	Washington	3 0	106 H	San Diego St.	3 0
11 H	Stanford	0 0	44 H	Washington St.	1 0	95 A	SMU	4 1	142 A	TCU	2 0
17 H	Texas	0 1	49 A	UNLV	1 2	97 H	Creighton	4 0	157 N	Idaho St.	1 0
19 H	San Diego	0 1				98 A	New Mexico	0 1	166 A	Oregon St.	2 1
24 H	California	1 3									
LAST 10 GAMES											
105 A Arizona				2	1	166 A Oregon St.				2	1
3 A Southern California				0	1	73 A Oregon				0	1
1 A UCLA				1	3	44 H Washington St.				1	0
11 H Stanford				0	0	88 H Washington				3	0
24 H California				1	3	19 H San Diego				0	1

Non-Div. I Games:

Arizona St.

Average RPI Win:		182	WON-LOST RECORD		WINNING PCT. RANK		LAST 10 GAMES		STRENGTH OF SCHEDULE		OPP. STRENGTH OF SCHEDULE		TEAM RPI	ADJ RPI		CONF. RPI	ADJ CONF. RPI	
DIV. I ONLY		15-5-1		.7381	27	7-2-1		92		140		44	.58399	43	20	20		
DIV. I NON-CONF.		6-4-0		.6	102	1-1-0		31		72		46	.58966	45	19	19		
TOTALS		RPI 1-25		RPI 26-50		W-L RECORDS		RPI 51-100		RPI 101-150		RPI 150+						
15-5-1		0-1-0		1-3-0		OVERALL		2-1-1		1-0-0		11-0-0						
10-2-0		0-0-0		1-2-0		HOME		2-0-0		1-0-0		6-0-0						
3-2-1		0-1-0		0-0-0		AWAY		0-1-1		0-0-0		3-0-0						
2-1-0		0-0-0		0-1-0		NEUTRAL		0-0-0		0-0-0		2-0-0						
6-4-0		0-1-0		1-3-0		NON-CONFERENCE		2-0-0		1-0-0		2-0-0						
5-2-0		0-0-0		1-2-0		HOME		2-0-0		1-0-0		1-0-0						
0-1-0		0-1-0		0-0-		AWAY		0-0-0		0-0-0		0-0-0						
1-1-0		0-0-0		0-1-0		NEUTRAL		0-0-0		0-0-0		1-0-0						
9-1-1		0-0-0		0-0-0		CONFERENCE		0-1-1		0-0-0		9-0-0						
5-0-0		0-0-0		0-0-0		HOME		0-0-0		0-0-0		5-0-0						
3-1-1		0-0-0		0-0-0		AWAY		0-1-1		0-0-0		3-0-0						
1-0-0		0-0-0		0-0-0		NEUTRAL		0-0-0		0-0-0		1-0-0						
RPI	S	Opponent		Score		RPI	S	Opponent		Score		RPI	S	Opponent		Score		
25	A	Indiana		1	2	34	N	LSU		0	1	57	H	Kennesaw St.		3	0	
						35	H	Memphis		1	0	66	A	Southeast Mo. St.		1	1	
						47	H	Miami (Fla.)		1	2	66	A	Southeast Mo. St.		0	1	
						48	H	Auburn		0	3	90	H	UAB		2	1	
														141	H	Belmont	4	0
														161	A	Eastern Ill.	3	1
														161	N	Eastern Ill.	1	0
														167	H	Tenn.-Martin	3	0
														170	N	High Point	2	1
														192	H	Murray St.	2	1
														212	A	Morehead St.	4	0
														256	H	Ga. Southern	1	0
														268	A	Eastern Ky.	3	1
														270	H	Tennessee Tech	5	0
														273	H	Austin Peay	2	1
														274	H	Jacksonville St.	4	0
LAST 10 GAMES																		
						34	N	LSU		0	1	161	A	Eastern Ill.		3	1	
						66	A	Southeast Mo. St.		1	1	273	H	Austin Peay		2	1	
						161	N	Eastern Ill.		1	0	270	H	Tennessee Tech		5	0	
						141	H	Belmont		4	0	212	A	Morehead St.		4	0	
						66	A	Southeast Mo. St.		0	1	268	A	Eastern Ky.		3	1	

Non-Div. I Games:

Samford

Average RPI Win: 133		WON-LOST RECORD		WINNING PCT. RANK		LAST 10 GAMES		STRENGTH OF SCHEDULE		OPP. STRENGTH OF SCHEDULE		TEAM RPI		ADJ RPI		CONF. RPI		ADJ CONF. RPI	
DIV. I ONLY		11-5-3		.65789 56		5-4-1		72		46		45		.58238 44		2		2	
DIV. I NON-CONF.		7-1-2		.8 17		1-0-0		123		115		48		.58656 48		2		2	
TOTALS		RPI 1-25		RPI 26-50		W-L RECORDS		RPI 51-100		RPI 101-150		RPI 150+							
11-5-3		1-3-0		1-2-0		OVERALL		1-0-2		4-0-0		4-0-1							
3-1-3		1-1-0		0-0-0		HOME		0-0-2		1-0-0		1-0-1							
5-4-0		0-2-0		0-2-0		AWAY		1-0-0		2-0-0		2-0-0							
3-0-0		0-0-0		1-0-0		NEUTRAL		0-0-0		1-0-0		1-0-0							
7-1-2		0-0-0		1-1-0		NON-CONFERENCE		0-0-1		3-0-0		3-0-1							
1-0-2		0-0-0		0-0-0		HOME		0-0-1		1-0-0		0-0-1							
3-1-0		0-0-0		0-0-		AWAY		0-0-0		1-0-0		2-0-0							
3-0-0		0-0-0		1-0-0		NEUTRAL		0-0-0		1-0-0		1-0-0							
4-4-1		1-3-0		0-1-0		CONFERENCE		1-0-1		1-0-0		1-0-0							
2-1-1		1-1-0		0-0-0		HOME		0-0-1		0-0-0		1-0-0							
2-3-0		0-2-0		0-1-0		AWAY		1-0-0		1-0-0		0-0-0							
0-0-0		0-0-0		0-0-0		NEUTRAL		0-0-0		0-0-0		0-0-0							
RPI	S	Opponent		Score		RPI	S	Opponent		Score		RPI	S	Opponent		Score			
1	H	UCLA		0 2		37	N	Oklahoma St.		1 0		61	H	Utah		3 3			
3	H	Southern California		2 1		42	A	Arizona St.		0 1		73	H	Oregon		1 1			
11	A	Stanford		1 2		49	A	UNLV		0 1		88	A	Washington		2 1			
24	A	California		1 2															

Non-Div. I Games:

Washington St.

Average RPI Win: 128		WON-LOST RECORD	WINNING PCT. RANK	LAST 10 GAMES	STRENGTH OF SCHEDULE	OPP. STRENGTH OF SCHEDULE	TEAM RPI	ADJ RPI	CONF. RPI	ADJ CONF. RPI	
Average RPI Loss: 58											
DIV. I ONLY		17-4-2	.78261 14	6-4-0	154	52	42	.58233 45	9	9	
DIV. I NON-CONF.		10-1-2	.84615 14	0-1-0	188	24	45	.58761 47	9	9	
<hr/>											
TOTALS		RPI 1-25	RPI 26-50		W-L RECORDS		RPI 51-100		RPI 101-150		RPI 150+
17-4-2		0-1-0	1-1-1		OVERALL		4-1-0		8-1-1		4-0-0
11-1-1		0-0-0	1-0-0		HOME		3-1-0		4-0-1		3-0-0
6-2-1		0-0-0	0-1-1		AWAY		1-0-0		4-1-0		1-0-0
0-1-0		0-1-0	0-0-0		NEUTRAL		0-0-0		0-0-0		0-0-0
10-1-2		0-1-0	0-0-1		NON-CONFERENCE		3-0-0		4-0-1		3-0-0
6-0-1		0-0-0	0-0-0		HOME		2-0-0		1-0-1		3-0-0
4-0-1		0-0-0	0-1-		AWAY		1-0-0		3-0-0		0-0-0
0-1-0		0-1-0	0-0-0		NEUTRAL		0-0-0		0-0-0		0-0-0
7-3-0		0-0-0	1-1-0		CONFERENCE		1-1-0		4-1-0		1-0-0
5-1-0		0-0-0	1-0-0		HOME		1-1-0		3-0-0		0-0-0
2-2-0		0-0-0	0-1-0		AWAY		0-0-0		1-1-0		1-0-0
0-0-0		0-0-0	0-0-0		NEUTRAL		0-0-0		0-0-0		0-0-0
RPI S	Opponent	Score	RPI S	Opponent	Score	RPI S	Opponent	Score	RPI S	Opponent	Score
17 N	Texas	0 2	40 A	Colorado	0 0	61 H	Long Beach St.	1 0	105 A	Arizona	1 0
			49 A	UNLV	0 1	61 H	Utah	0 1	106 A	San Diego St.	0 2
			49 H	UNLV	2 1	79 A	Kansas	1 0	106 H	San Diego St.	2 0
						88 H	Washington	2 1	108 A	Wyoming	1 0
						98 H	New Mexico	1 0	117 H	Wisconsin	1 0
									119 A	Michigan St.	1 0
									135 H	Cal Poly	0 0
									142 H	TCU	2 0
									142 H	TCU	4 1
									150 A	Weber St.	2 0
									152 H	Pacific	1 0
									190 H	Utah St.	2 1
									228 A	Air Force	3 0
									236 H	Montana	2 1
<hr/>											
LAST 10 GAMES											
17 N	Texas	0 2	98 H	New Mexico	1 0						
49 H	UNLV	2 1	108 A	Wyoming	1 0						
106 H	San Diego St.	2 0	228 A	Air Force	3 0						
142 H	TCU	2 0	106 A	San Diego St.	0 2						
49 A	UNLV	0 1	61 H	Utah	0 1						

Non-Div. I Games:

BYU

Georgetown

Through Games Of 2007 Final - 8-4

Average RPI Win:	153	WON-LOST	WINNING	LAST 10	STRENGTH OF	OPP. STRENGTH	TEAM	ADJ	CONF.	ADJ CONF.	
Average RPI Loss:	31	RECORD	PCT. RANK	GAMES	SCHEDULE	OF SCHEDULE	RPI	RPI	RPI	RPI	
DIV. I ONLY	14-8-0	.63636	73	5-5-0	60	66	46	.57824	46	7	7
DIV. I NON-CONF.	7-2-0	.77778	22	0-1-0	99	111	42	.59172	44	7	7
<hr/>											
TOTALS	RPI 1-25	RPI 26-50		W-L RECORDS	RPI 51-100		RPI 101-150		RPI 150+		
14-8-0	0-4-0	2-2-0		OVERALL	0-2-0		3-0-0		9-0-0		
6-3-0	0-1-0	0-1-0		HOME	0-1-0		2-0-0		4-0-0		
4-3-0	0-2-0	2-0-0		AWAY	0-1-0		1-0-0		1-0-0		
4-2-0	0-1-0	0-1-0		NEUTRAL	0-0-0		0-0-0		4-0-0		
<hr/>											
7-2-0	0-1-0	0-1-0		NON-CONFERENCE	0-0-0		1-0-0		6-0-0		
3-0-0	0-0-0	0-0-0		HOME	0-0-0		1-0-0		2-0-0		
0-1-0	0-1-0	0-0-		AWAY	0-0-0		0-0-0		0-0-0		
4-1-0	0-0-0	0-1-0		NEUTRAL	0-0-0		0-0-0		4-0-0		
<hr/>											
7-6-0	0-3-0	2-1-0		CONFERENCE	0-2-0		2-0-0		3-0-0		
3-3-0	0-1-0	0-1-0		HOME	0-1-0		1-0-0		2-0-0		
4-2-0	0-1-0	2-0-0		AWAY	0-1-0		1-0-0		1-0-0		
0-1-0	0-1-0	0-0-0		NEUTRAL	0-0-0		0-0-0		0-0-0		
<hr/>											
RPI S	Opponent	Score	RPI S	Opponent	Score	RPI S	Opponent	Score	RPI S	Opponent	Score
7 H	West Virginia	3 5	27 N	William & Mary	1 2	70 H	Villanova	0 1	116 H	Seton Hall	1 0
8 A	Notre Dame	0 3	28 A	Connecticut	1 0	81 A	Rutgers	1 2	127 H	American	1 0
8 N	Notre Dame	0 2	30 H	Louisville	0 1				136 A	South Fla.	2 0
18 A	James Madison	1 2	50 A	Marquette	3 1				154 H	Delaware	3 1
									156 N	Richmond	1 0
									159 N	Stony Brook	2 0
									168 H	Cincinnati	5 0
									180 N	George Washington	5 0
									193 H	Pittsburgh	4 2
									203 N	Manhattan	1 0
									209 A	DePaul	1 0
									269 H	St. Joseph's	5 1
<hr/>											
LAST 10 GAMES											
27 N	William & Mary	1 2	136 A	South Fla.	2 0						
8 N	Notre Dame	0 2	193 H	Pittsburgh	4 2						
28 A	Connecticut	1 0	7 H	West Virginia	3 5						
30 H	Louisville	0 1	209 A	DePaul	1 0						
168 H	Cincinnati	5 0	8 A	Notre Dame	0 3						

Non-Div. I Games:

Georgetown




Miami (Fla.)

Average RPI Win: 128		WON-LOST RECORD		WINNING PCT. RANK		LAST 10 GAMES		STRENGTH OF SCHEDULE		OPP. STRENGTH OF SCHEDULE		TEAM RPI		ADJ RPI		CONF. RPI		ADJ CONF. RPI	
DIV. I ONLY		10-8-2		.55 127		4-5-1		35		34		47		.57462 48		4		4	
DIV. I NON-CONF.		4-3-1		.5625 125		0-1-0		52		64		66		.56564 66		4		4	
TOTALS		RPI 1-25		RPI 26-50		W-L RECORDS		RPI 51-100		RPI 101-150		RPI 150+							
10-8-2		0-6-0		2-0-1		OVERALL		2-2-1		2-0-0		4-0-0							
7-1-0		0-1-0		1-0-0		HOME		1-0-0		1-0-0		4-0-0							
3-6-0		0-4-0		1-0-0		AWAY		1-2-0		1-0-0		0-0-0							
0-1-2		0-1-0		0-0-1		NEUTRAL		0-0-1		0-0-0		0-0-0							
4-3-1		0-2-0		1-0-0		NON-CONFERENCE		0-1-1		0-0-0		3-0-0							
3-0-0		0-0-0		0-0-0		HOME		0-0-0		0-0-0		3-0-0							
1-2-0		0-1-0		1-0-		AWAY		0-1-0		0-0-0		0-0-0							
0-1-1		0-1-0		0-0-0		NEUTRAL		0-0-1		0-0-0		0-0-0							
6-5-1		0-4-0		1-0-1		CONFERENCE		2-1-0		2-0-0		1-0-0							
4-1-0		0-1-0		1-0-0		HOME		1-0-0		1-0-0		1-0-0							
2-4-0		0-3-0		0-0-0		AWAY		1-1-0		1-0-0		0-0-0							
0-0-1		0-0-0		0-0-1		NEUTRAL		0-0-0		0-0-0		0-0-0							
RPI S	Opponent		Score		RPI S	Opponent		Score		RPI S	Opponent		Score		RPI S	Opponent		Score	
5	A	Florida St.	0	3	34	H	LSU	2	0	52	H	Kentucky	4	1	114	A	Mississippi St.	1	0
9	A	Tennessee	0	3	34	N	LSU	2	2	58	A	Hawaii	1	2	137	H	Vanderbilt	2	1
13	A	Florida	0	2	43	A	Samford	3	0	64	A	Mississippi	1	2	175	H	La.-Lafayette	2	0
15	H	Georgia	2	3						79	N	Kansas	1	1	185	H	Arkansas	2	0
20	N	UCF	1	3						94	A	Alabama	1	0	193	H	Pittsburgh	3	0
22	A	South Carolina	0	1											252	H	Troy	1	0
LAST 10 GAMES																			
20	N	UCF	1	3	22	A	South Carolina	0	1										
34	N	LSU	2	2	13	A	Florida	0	2										
94	A	Alabama	1	0	185	H	Arkansas	2	0										
9	A	Tennessee	0	3	34	H	LSU	2	0										
15	H	Georgia	2	3	114	A	Mississippi St.	1	0										

Non-Div. I Games:

Auburn

UNLV

 Tie,  Loss,  Non-Conf, S Site, H Home, A Away, N Neutral Page 49

Marquette

Marquette

Average RPI Win:	113	WON-LOST	WINNING	LAST 10	STRENGTH OF	OPP. STRENGTH	TEAM	ADJ	CONF.	ADJ CONF.		
Average RPI Loss:	59	RECORD	PCT. RANK	GAMES	SCHEDULE	OF SCHEDULE	RPI	RPI	RPI	RPI		
DIV. I ONLY		9-7-4	.55	127	4-4-2	33	62	52	.56974	51	3	3
DIV. I NON-CONF.		5-2-2	.66667	71	0-0-0	50	162	51	.58062	51	3	3
<hr/>												
TOTALS	RPI 1-25	RPI 26-50		W-L RECORDS		RPI 51-100		RPI 101-150		RPI 150+		
9-7-4	0-4-0	2-0-1		OVERALL		2-1-1		3-2-1		2-0-1		
5-3-2	0-1-0	1-0-0		HOME		1-1-1		2-1-0		1-0-1		
3-3-2	0-2-0	0-0-1		AWAY		1-0-0		1-1-1		1-0-0		
1-1-0	0-1-0	1-0-0		NEUTRAL		0-0-0		0-0-0		0-0-0		
5-2-2	0-0-0	1-0-0		NON-CONFERENCE		1-0-1		1-2-0		2-0-1		
2-1-2	0-0-0	0-0-0		HOME		0-0-1		1-1-0		1-0-1		
2-1-0	0-0-0	0-0-		AWAY		1-0-0		0-1-0		1-0-0		
1-0-0	0-0-0	1-0-0		NEUTRAL		0-0-0		0-0-0		0-0-0		
4-5-2	0-4-0	1-0-1		CONFERENCE		1-1-0		2-0-1		0-0-0		
3-2-0	0-1-0	1-0-0		HOME		1-1-0		1-0-0		0-0-0		
1-2-2	0-2-0	0-0-1		AWAY		0-0-0		1-0-1		0-0-0		
0-1-0	0-1-0	0-0-0		NEUTRAL		0-0-0		0-0-0		0-0-0		
RPI	S	Opponent	Score	RPI	S	Opponent	Score	RPI	S	Opponent	Score	
4	H	Penn St.	1 3	26	N	UNC Greensboro	3 2	55	H	Penn	1 1	
14	A	Purdue	0 5	32	H	Ohio St.	2 0	69	H	Iowa	3 0	
14	N	Purdue	1 3	39	A	Illinois	0 0	78	H	Minnesota	0 1	
25	A	Indiana	3 4					96	A	Fla. Atlantic	2 1	
											</	

Non-Div. I Games:

Northwestern

Average RPI Win:	158	WON-LOST RECORD	WINNING PCT. RANK	LAST 10 GAMES	STRENGTH OF SCHEDULE	OPP. STRENGTH OF SCHEDULE	TEAM RPI	ADJ RPI	CONF. RPI	ADJ CONF. RPI		
DIV. I ONLY		10-7-3	.575	112	4-5-1	55	47	54	.56834	52	4	4
DIV. I NON-CONF.		6-0-2	.875	5	0-0-0	94	110	20	.62135	25	4	4
<hr/>												
TOTALS	RPI 1-25	RPI 26-50		W-L RECORDS		RPI 51-100		RPI 101-150		RPI 150+		
10-7-3	0-5-1	0-1-2		OVERALL		1-1-0		5-0-0		4-0-0		
6-2-1	0-2-0	0-0-1		HOME		1-0-0		2-0-0		3-0-0		
3-4-2	0-2-1	0-1-1		AWAY		0-1-0		2-0-0		1-0-0		
1-1-0	0-1-0	0-0-0		NEUTRAL		0-0-0		1-0-0		0-0-0		
6-0-2	0-0-1	0-0-1		NON-CONFERENCE		0-0-0		3-0-0		3-0-0		
4-0-0	0-0-0	0-0-0		HOME		0-0-0		2-0-0		2-0-0		
1-0-2	0-0-1	0-1-		AWAY		0-0-0		0-0-0		1-0-0		
1-0-0	0-0-0	0-0-0		NEUTRAL		0-0-0		1-0-0		0-0-0		
4-7-1	0-5-0	0-1-1		CONFERENCE		1-1-0		2-0-0		1-0-0		
2-2-1	0-2-0	0-0-1		HOME		1-0-0		0-0-0		1-0-0		
2-4-0	0-2-0	0-1-0		AWAY		0-1-0		2-0-0		0-0-0		
0-1-0	0-1-0	0-0-0		NEUTRAL		0-0-0		0-0-0		0-0-0		
RPI	S	Opponent	Score	RPI	S	Opponent	Score	RPI	S	Opponent	Score	
9	H	Tennessee	0 1	30	A	Louisville	0 0	64	H	Mississippi	2 0	
13	A	Florida	0 1	34	H	LSU	1 1	94	A	Alabama	1 2	
13	N	Florida	0 4	48	A	Auburn	1 4					
14	A	Purdue	0 0									
15	H	Georgia	0 1									
22	A	South Carolina	0 2									

Non-Div. I Games:

Kentucky

Average RPI Win:	143	WON-LOST	WINNING	LAST 10	STRENGTH OF	OPP. STRENGTH	TEAM	ADJ	CONF.	ADJ CONF.		
Average RPI Loss:	30	RECORD	PCT. RANK	GAMES	SCHEDULE	OF SCHEDULE	RPI	RPI	RPI	RPI		
DIV. I ONLY		8-7-3	.52778	138	4-4-2	50	19	61	.56661	53	1	1
DIV. I NON-CONF.		5-2-1	.6875	61	1-0-0	104	90	63	.56952	59	1	1
<hr/>												
TOTALS	RPI 1-25	RPI 26-50		W-L RECORDS		RPI 51-100		RPI 101-150		RPI 150+		
8-7-3	1-5-1	1-1-1		OVERALL		0-0-1		3-1-0		3-0-0		
3-2-3	1-2-1	1-0-1		HOME		0-0-1		0-0-0		1-0-0		
5-5-0	0-3-0	0-1-0		AWAY		0-0-0		3-1-0		2-0-0		
0-0-0	0-0-0	0-0-0		NEUTRAL		0-0-0		0-0-0		0-0-0		
5-2-1	1-1-0	0-0-0		NON-CONFERENCE		0-0-1		1-1-0		3-0-0		
2-0-1	1-0-0	0-0-0		HOME		0-0-1		0-0-0		1-0-0		
3-2-0	0-1-0	0-0-		AWAY		0-0-0		1-1-0		2-0-0		
0-0-0	0-0-0	0-0-0		NEUTRAL		0-0-0		0-0-0		0-0-0		
3-5-2	0-4-1	1-1-1		CONFERENCE		0-0-0		2-0-0		0-0-0		
1-2-2	0-2-1	1-0-1		HOME		0-0-0		0-0-0		0-0-0		
2-3-0	0-2-0	0-1-0		AWAY		0-0-0		2-0-0		0-0-0		
0-0-0	0-0-0	0-0-0		NEUTRAL		0-0-0		0-0-0		0-0-0		
RPI	S	Opponent	Score	RPI	S	Opponent	Score	RPI	S	Opponent	Score	
2	H	North Carolina	1 4	29	A	Duke	0 1	77	H	Loyola (Md.)	1 1	
5	H	Florida St.	0 1	33	H	Boston College	3 0					
9	H	Tennessee	2 1	47	H	Miami (Fla.)	1 1					
12	A	Virginia	0 2									
16	A	Wake Forest	1 3									
18	A	James Madison	0 2									
23	H	Clemson	1 1									

Non-Div. I Games:

Virginia Tech

Average RPI Win: 163		WON-LOST	WINNING	LAST 10	STRENGTH OF		OPP. STRENGTH	TEAM	ADJ	CONF.	ADJ CONF.
Average RPI Loss: 55		RECORD	PCT. RANK	GAMES	SCHEDULE		OF SCHEDULE	RPI	RPI	RPI	RPI
DIV. I ONLY		11-6-0	.64706	64	8-2-0		76	94	49	.56591	54
DIV. I NON-CONF.		6-4-0	.6	102	3-0-0		58	82	59	.56938	60
TOTALS		RPI 1-25	RPI 26-50		W-L RECORDS		RPI 51-100		RPI 101-150		RPI 150+
11-6-0	0-2-0	0-1-0		OVERALL		2-2-0		3-0-0		6-1-0	
8-1-0	0-0-0	0-0-0		HOME		1-0-0		2-0-0		5-1-0	
3-3-0	0-2-0	0-0-0		AWAY		1-1-0		1-0-0		1-0-0	
0-2-0	0-0-0	0-1-0		NEUTRAL		0-1-0		0-0-0		0-0-0	
6-4-0	0-2-0	0-1-0		NON-CONFERENCE		0-1-0		2-0-0		4-0-0	
5-0-0	0-0-0	0-0-0		HOME		0-0-0		2-0-0		3-0-0	
1-2-0	0-2-0	0-0-0		AWAY		0-0-0		0-0-0		1-0-0	
0-2-0	0-0-0	0-1-0		NEUTRAL		0-1-0		0-0-0		0-0-0	
5-2-0	0-0-0	0-0-0		CONFERENCE		2-1-0		1-0-0		2-1-0	
3-1-0	0-0-0	0-0-0		HOME		1-0-0		0-0-0		2-1-0	
2-1-0	0-0-0	0-0-0		AWAY		1-1-0		1-0-0		0-0-0	
0-0-0	0-0-0	0-0-0		NEUTRAL		0-0-0		0-0-0		0-0-0	
RPI S	Opponent	Score		RPI S	Opponent	Score		RPI S	Opponent	Score	
2 A	North Carolina	0	4	29 N	Duke	0	1	55 A	Penn	1	2
6 A	Portland	0	1					86 A	Columbia	2	1
								88 N	Washington	1	2
								89 H	Harvard	2	1
								110 A	Princeton	3	1
								122 H	Boston U.	1	0
								138 H	Bucknell	3	1
								151 H	Dartmouth	0	1
								158 H	Brown	3	1
								169 H	New Hampshire	2	1
								181 A	Central Conn. St.	1	0
								227 H	Cornell	5	0
								251 H	Sacred Heart	3	0
								259 H	Quinnipiac	2	1
LAST 10 GAMES											
	110 A Princeton	3	1		227 H Cornell	5	0				
	158 H Brown	3	1		151 H Dartmouth	0	1				
	169 H New Hampshire	2	1		259 H Quinnipiac	2	1				
	86 A Columbia	2	1		89 H Harvard	2	1				
	55 A Penn	1	2		122 H Boston U.	1	0				

Non-Div. I Games:

Yale

Average RPI Win: 165		WON-LOST RECORD		WINNING PCT. RANK		LAST 10 GAMES		STRENGTH OF SCHEDULE		OPP. STRENGTH OF SCHEDULE		TEAM RPI		ADJ RPI		CONF. RPI		ADJ CONF. RPI	
DIV. I ONLY		13-4-1		.75 21		8-2-0		149		115		53		.56559 55		11		11	
DIV. I NON-CONF.		7-3-1		.68182 66		2-1-0		153		147		92		.54399 94		11		11	
TOTALS		RPI 1-25		RPI 26-50		W-L RECORDS		RPI 51-100		RPI 101-150		RPI 150+							
13-4-1		0-1-0		0-0-0		OVERALL		4-1-1		3-1-0		6-1-0							
8-1-0		0-0-0		0-0-0		HOME		2-0-0		2-1-0		4-0-0							
4-2-1		0-0-0		0-0-0		AWAY		2-1-1		0-0-0		2-1-0							
1-1-0		0-1-0		0-0-0		NEUTRAL		0-0-0		1-0-0		0-0-0							
7-3-1		0-1-0		0-0-0		NON-CONFERENCE		1-1-1		2-1-0		4-0-0							
4-1-0		0-0-0		0-0-0		HOME		1-0-0		1-1-0		2-0-0							
2-1-1		0-0-0		0-0-		AWAY		0-1-1		0-0-0		2-0-0							
1-1-0		0-1-0		0-0-0		NEUTRAL		0-0-0		1-0-0		0-0-0							
6-1-0		0-0-0		0-0-0		CONFERENCE		3-0-0		1-0-0		2-1-0							
4-0-0		0-0-0		0-0-0		HOME		1-0-0		1-0-0		2-0-0							
2-1-0		0-0-0		0-0-0		AWAY		2-0-0		0-0-0		0-1-0							
0-0-0		0-0-0		0-0-0		NEUTRAL		0-0-0		0-0-0		0-0-0							
RPI	S	Opponent		Score		RPI	S	Opponent		Score		RPI	S	Opponent		Score			
18	N	James Madison		0	2			51	A	Northwestern	1 1	110	H	Princeton		1 0			
								54	H	Yale	2 1	113	N	Loyola (Ill.)		5 1			
								70	A	Villanova	0 4	119	H	Michigan St.		0 1			
								83	H	St. Louis	1 0	146	H	La Salle		3 1			
								86	A	Columbia	2 1	151	H	Dartmouth		2 1			
								89	A	Harvard	1 0	158	A	Brown		0 1			
												227	H	Cornell		1 0			
												257	A	Rider		2 0			
												263	H	Robert Morris		4 1			
												269	H	St. Joseph's		6 0			
												291	A	UMBC		4 0			
LAST 10 GAMES																			
		18	N	James Madison	0 2			54	H	Yale	2 1								
				89	A	Harvard	1 0			151	H	Dartmouth	2 1						
				110	H	Princeton	1 0			86	A	Columbia	2 1						
				158	A	Brown	0 1			257	A	Rider	2 0						
				291	A	UMBC	4 0			227	H	Cornell	1 0						

Non-Div. I Games:

Penn

Average RPI Win:	148	WON-LOST	WINNING	LAST 10	STRENGTH OF	OPP. STRENGTH	TEAM	ADJ	CONF.	ADJ CONF.	
Average RPI Loss:	59	RECORD	PCT. RANK	GAMES	SCHEDULE	OF SCHEDULE	RPI	RPI	RPI	RPI	
DIV. I ONLY	12-6-1	.65789	56	7-3-0	109	67	60	.56451	56	6	6
DIV. I NON-CONF.	8-3-1	.70833	54	3-0-0	142	79	73	.56231	70	6	6
<hr/>											
TOTALS	RPI 1-25	RPI 26-50		W-L RECORDS		RPI 51-100		RPI 101-150		RPI 150+	
12-6-1	0-2-1	0-2-0		OVERALL		3-0-0		5-2-0		4-0-0	
10-1-0	0-0-0	0-1-0		HOME		1-0-0		5-0-0		4-0-0	
2-4-1	0-2-1	0-1-0		AWAY		2-0-0		0-1-0		0-0-0	
0-1-0	0-0-0	0-0-0		NEUTRAL		0-0-0		0-1-0		0-0-0	
8-3-1	0-0-1	0-1-0		NON-CONFERENCE		2-0-0		4-2-0		2-0-0	
7-1-0	0-0-0	0-1-0		HOME		1-0-0		4-0-0		2-0-0	
1-1-1	0-0-1	0-0-		AWAY		1-0-0		0-1-0		0-0-0	
0-1-0	0-0-0	0-0-0		NEUTRAL		0-0-0		0-1-0		0-0-0	
4-3-0	0-2-0	0-1-0		CONFERENCE		1-0-0		1-0-0		2-0-0	
3-0-0	0-0-0	0-0-0		HOME		0-0-0		1-0-0		2-0-0	
1-3-0	0-2-0	0-1-0		AWAY		1-0-0		0-0-0		0-0-0	
0-0-0	0-0-0	0-0-0		NEUTRAL		0-0-0		0-0-0		0-0-0	
<hr/>											
RPI S	Opponent	Score	RPI S	Opponent	Score	RPI S	Opponent	Score	RPI S	Opponent	Score
6	A Portland	0 2	31	A Santa Clara	1 2	58	H Hawaii	2 0	103	H Gonzaga	1 0
19	A San Diego	1 3	41	H Dayton	0 1	60	A Cal St. Fullerton	2 1	111	N Maryland	0 3
25	A Indiana	0 0				74	A Pepperdine	1 0	125	H Michigan	3 0
									128	H Fresno St.	2 0
									131	H Sacramento St.	2 0
									144	H UC Riverside	2 0
									145	A UC Santa Barbara	0 1
									183	H St. Mary's (Cal.)	2 1
									214	H San Francisco	3 0
									248	H Idaho	3 1
									305	H Lamar	9 0
<hr/>											
LAST 10 GAMES											
6 A Portland 0 2						19 A San Diego 1 3					
103 H Gonzaga 1 0						74 A Pepperdine 1 0					
214 H San Francisco 3 0						131 H Sacramento St. 2 0					
183 H St. Mary's (Cal.) 2 1						58 H Hawaii 2 0					
31 A Santa Clara 1 2						144 H UC Riverside 2 0					

Non-Div. I Games:

Loyola Marymount

Average RPI Win:		201	WON-LOST RECORD		WINNING PCT. RANK		LAST 10 GAMES		STRENGTH OF SCHEDULE		OPP. STRENGTH OF SCHEDULE		TEAM RPI		ADJ RPI		CONF. RPI		ADJ CONF. RPI		
DIV. I ONLY			17-4-0		.80952		7		183		170		54		.56314		57		22		
DIV. I NON-CONF.			5-3-0		.625		89		181		56		105		.53112		103		27		
TOTALS		RPI 1-25		RPI 26-50		W-L RECORDS		RPI 51-100		RPI 101-150		RPI 150+									
17-4-0		0-1-0		0-1-0		OVERALL		2-0-0		3-1-0		12-1-0									
10-0-0		0-0-0		0-0-0		HOME		1-0-0		1-0-0		8-0-0									
7-3-0		0-1-0		0-1-0		AWAY		1-0-0		2-0-0		4-1-0									
0-1-0		0-0-0		0-0-0		NEUTRAL		0-0-0		0-1-0		0-0-0									
5-3-0		0-1-0		0-1-0		NON-CONFERENCE		2-0-0		0-1-0		3-0-0									
3-0-0		0-0-0		0-0-0		HOME		1-0-0		0-0-0		2-0-0									
2-2-0		0-1-0		0-0-		AWAY		1-0-0		0-0-0		1-0-0									
0-1-0		0-0-0		0-0-0		NEUTRAL		0-0-0		0-1-0		0-0-0									
12-1-0		0-0-0		0-0-0		CONFERENCE		0-0-0		3-0-0		9-1-0									
7-0-0		0-0-0		0-0-0		HOME		0-0-0		1-0-0		6-0-0									
5-1-0		0-0-0		0-0-0		AWAY		0-0-0		2-0-0		3-1-0									
0-0-0		0-0-0		0-0-0		NEUTRAL		0-0-0		0-0-0		0-0-0									
RPI	S	Opponent		Score		RPI	S	Opponent		Score		RPI	S	Opponent		Score					
5	A	Florida St.		0 3		43	A	Samford		0 3		90	H	UAB		1 0		109	A	Mercer	
												94	A	Alabama		3 2		109	H	Mercer	
																		114	N	Mississippi St.	
																		141	A	Belmont	
																		162	A	East Tenn. St.	
																		162	H	East Tenn. St.	
																		194	H	Wofford	
																		204	H	Fla. Gulf Coast	
																		211	A	Jacksonville	
																		217	H	Stetson	
																		232	H	Elon	
																		243	H	Gardner-Webb	
																		250	A	North Fla.	
																		274	A	Jacksonville St.	
																		292	H	Lipscomb	
																		298	H	Campbell	
																		300	A	S.C. Upstate	
LAST 10 GAMES																					
5	A	Florida St.		0 3		298	H	Campbell		1 0											
109	H	Mercer		2 1		162	A	East Tenn. St.		1 3											
162	H	East Tenn. St.		2 0		300	A	S.C. Upstate		2 0											
109	A	Mercer		3 1		292	H	Lipscomb		5 0											
243	H	Gardner-Webb		6 2		141	A	Belmont		3 0											

Non-Div. I Games:




Kennesaw St.

Average RPI Win:		165	WON-LOST RECORD		WINNING PCT. RANK		LAST 10 GAMES		STRENGTH OF SCHEDULE		OPP. STRENGTH OF SCHEDULE		TEAM RPI		ADJ RPI		CONF. RPI		ADJ CONF. RPI				
DIV. I ONLY			14-5-2		.71429 34		8-2-0		130		116		56		.56294 58		21		21				
DIV. I NON-CONF.			6-4-2		.58333 117		0-1-0		76		43		68		.56217 71		18		18				
TOTALS		RPI 1-25		RPI 26-50		W-L RECORDS		RPI 51-100		RPI 101-150		RPI 150+											
14-5-2		0-1-0		1-1-0		OVERALL		1-1-1		5-0-0		7-2-1											
10-0-1		0-0-0		1-0-0		HOME		1-0-0		4-0-0		4-0-1											
2-5-1		0-1-0		0-1-0		AWAY		0-1-1		0-0-0		2-2-0											
2-0-0		0-0-0		0-0-0		NEUTRAL		0-0-0		1-0-0		1-0-0											
6-4-2		0-1-0		1-1-0		NON-CONFERENCE		1-1-1		3-0-0		1-1-1											
6-0-1		0-0-0		1-0-0		HOME		1-0-0		3-0-0		1-0-1											
0-4-1		0-1-0		0-0-		AWAY		0-1-1		0-0-0		0-1-0											
0-0-0		0-0-0		0-0-0		NEUTRAL		0-0-0		0-0-0		0-0-0											
8-1-0		0-0-0		0-0-0		CONFERENCE		0-0-0		2-0-0		6-1-0											
4-0-0		0-0-0		0-0-0		HOME		0-0-0		1-0-0		3-0-0											
2-1-0		0-0-0		0-0-0		AWAY		0-0-0		0-0-0		2-1-0											
2-0-0		0-0-0		0-0-0		NEUTRAL		0-0-0		1-0-0		1-0-0											
RPI	S	Opponent		Score		RPI	S	Opponent		Score		RPI	S	Opponent		Score							
1	A	UCLA		0 6		40	A	Colorado		0 2		56	A	Loyola Marymount		0 2							
						48	H	Auburn		2 1		74	A	Pepperdine		1 1							
												79	H	Kansas		4 0							
														118	H	Duquesne		5 2					
														118	H	Duquesne		2 0					
														128	H	Fresno St.		2 1					
														128	N	Fresno St.		1 0					
														150	H	Weber St.		1 0					
														152	H	Pacific		2 2					
														165	H	Boise St.		5 0					
														167	H	Tenn.-Martin		3 0					
														182	A	Cal St. Northridge		1 2					
														190	A	Utah St.		2 3					
														190	N	Utah St.		1 0					
														221	H	Nevada		3 0					
														248	H	Idaho		7 0					
														276	A	San Jose St.		1 0					
														277	A	Louisiana Tech		5 0					
LAST 10 GAMES																							
40 A Colorado						0 2						277 A Louisiana Tech						5 0					
128 N Fresno St.						1 0						190 A Utah St.						2 3					
190 N Utah St.						1 0						276 A San Jose St.						1 0					
248 H Idaho						7 0						128 H Fresno St.						2 1					
165 H Boise St.						5 0						221 H Nevada						3 0					

Non-Div. I Games:	Hawaii Pacific	11	0
--------------------------	-----------------------	-----------	----------

Hawaii

V
C
U

 Tie,  Loss,  Non-Conf, S Site, H Home, A Away, N Neutral Page 59

Average RPI Win:	144	WON-LOST	WINNING	LAST 10	STRENGTH OF	OPP. STRENGTH	TEAM	ADJ	CONF.	ADJ CONF.	
Average RPI Loss:	55	RECORD	PCT. RANK	GAMES	SCHEDULE	OF SCHEDULE	RPI	RPI	RPI	RPI	
DIV. I ONLY	12-8-2	.59091	104	6-3-1	59	88	58	.56152	60	12	12
DIV. I NON-CONF.	5-6-1	.45833	172	0-3-0	28	29	75	.56009	73	12	12
<hr/>											
TOTALS	RPI 1-25	RPI 26-50		W-L RECORDS	RPI 51-100		RPI 101-150		RPI 150+		
12-8-2	1-3-0	0-2-0		OVERALL	2-1-0		3-2-1		6-0-1		
6-3-1	1-1-0	0-1-0		HOME	0-1-0		1-0-1		4-0-0		
6-4-0	0-1-0	0-1-0		AWAY	2-0-0		2-2-0		2-0-0		
0-1-1	0-1-0	0-0-0		NEUTRAL	0-0-0		0-0-0		0-0-1		
<hr/>											
5-6-1	1-3-0	0-2-0		NON-CONFERENCE	1-1-0		2-0-0		1-0-1		
2-3-0	1-1-0	0-1-0		HOME	0-1-0		1-0-0		0-0-0		
3-2-0	0-1-0	0-0-		AWAY	1-0-0		1-0-0		1-0-0		
0-1-1	0-1-0	0-0-0		NEUTRAL	0-0-0		0-0-0		0-0-1		
<hr/>											
7-2-1	0-0-0	0-0-0		CONFERENCE	1-0-0		1-2-1		5-0-0		
4-0-1	0-0-0	0-0-0		HOME	0-0-0		0-0-1		4-0-0		
3-2-0	0-0-0	0-0-0		AWAY	1-0-0		1-2-0		1-0-0		
0-0-0	0-0-0	0-0-0		NEUTRAL	0-0-0		0-0-0		0-0-0		
<hr/>											
RPI S	Opponent	Score	RPI S	Opponent	Score	RPI S	Opponent	Score	RPI S	Opponent	Score
1 A	UCLA	1 3	31 H	Santa Clara	2 3	56 H	Loyola Marymount	1 2	115 H	Oklahoma	2 0
6 N	Portland	1 2	49 A	UNLV	0 2	61 A	Long Beach St.	1 0	128 A	Fresno St.	3 2
19 H	San Diego	0 1				88 A	Washington	3 1	135 A	Cal Poly	0 1
24 H	California	2 1							135 H	Cal Poly	0 0
									144 A	UC Riverside	2 1
									145 A	UC Santa Barbara	0 2
									152 H	Pacific	3 0
									157 N	Idaho St.	1 1
									164 H	UC Irvine	1 0
									164 H	UC Irvine	2 1
									182 H	Cal St. Northridge	3 0
									226 A	UC Davis	2 0
									276 A	San Jose St.	1 0
<hr/>											
LAST 10 GAMES											
1 A	UCLA	1 3	144 A	UC Riverside	2 1						
135 H	Cal Poly	0 0	182 H	Cal St. Northridge	3 0						
164 H	UC Irvine	2 1	61 A	Long Beach St.	1 0						
19 H	San Diego	0 1	152 H	Pacific	3 0						
164 H	UC Irvine	1 0	31 H	Santa Clara	2 3						

Non-Div. I Games:

Cal St. Fullerton

Average RPI Win:	146	WON-LOST RECORD	WINNING PCT. RANK	LAST 10 GAMES	STRENGTH OF SCHEDULE	OPP. STRENGTH OF SCHEDULE	TEAM RPI	ADJ RPI	CONF. RPI	ADJ CONF. RPI	
Average RPI Loss:	64										
DIV. I ONLY	13-7-0	.65	60	7-3-0	103	82	59	.55988	61	12	12
DIV. I NON-CONF.	7-4-0	.63636	86	1-0-0	55	40	47	.58571	49	12	12
<hr/>											
TOTALS	RPI 1-25	RPI 26-50		W-L RECORDS	RPI 51-100		RPI 101-150		RPI 150+		
13-7-0	0-3-0	0-1-0		OVERALL	3-1-0		5-1-0		5-1-0		
7-2-0	0-1-0	0-0-0		HOME	1-1-0		5-0-0		1-0-0		
4-4-0	0-2-0	0-1-0		AWAY	0-0-0		0-0-0		4-1-0		
2-1-0	0-0-0	0-0-0		NEUTRAL	2-0-0		0-1-0		0-0-0		
<hr/>											
7-4-0	0-3-0	0-1-0		NON-CONFERENCE	3-0-0		2-0-0		2-0-0		
4-1-0	0-1-0	0-0-0		HOME	1-0-0		2-0-0		1-0-0		
1-3-0	0-2-0	0-0-		AWAY	0-0-0		0-0-0		1-0-0		
2-0-0	0-0-0	0-0-0		NEUTRAL	2-0-0		0-0-0		0-0-0		
<hr/>											
6-3-0	0-0-0	0-0-0		CONFERENCE	0-1-0		3-1-0		3-1-0		
3-1-0	0-0-0	0-0-0		HOME	0-1-0		3-0-0		0-0-0		
3-1-0	0-0-0	0-0-0		AWAY	0-0-0		0-0-0		3-1-0		
0-1-0	0-0-0	0-0-0		NEUTRAL	0-0-0		0-1-0		0-0-0		
<hr/>											
RPI S	Opponent	Score	RPI S	Opponent	Score	RPI S	Opponent	Score	RPI S	Opponent	Score
3 H	Southern California	0 3	45 A	BYU	0 1	60 H	Cal St. Fullerton	0 1	108 H	Wyoming	2 0
16 A	Wake Forest	0 1				61 H	Utah	1 0	115 H	Oklahoma	2 1
23 A	Clemson	1 2				92 N	North Texas	5 0	135 H	Cal Poly	3 1
						99 N	Middle Tenn.	5 1	135 N	Cal Poly	1 2
									144 H	UC Riverside	1 0
									145 H	UC Santa Barbara	2 1
									152 A	Pacific	3 2
									164 A	UC Irvine	0 1
									176 H	Baylor	3 0
									182 A	Cal St. Northridge	3 1
									226 A	UC Davis	1 0
									260 A	Cal St. Bakersfield	5 0
<hr/>											
LAST 10 GAMES											
			135 N	Cal Poly	1 2	60 H	Cal St. Fullerton	0 1			
			145 H	UC Santa Barbara	2 1	182 A	Cal St. Northridge	3 1			
			135 H	Cal Poly	3 1	226 A	UC Davis	1 0			
			164 A	UC Irvine	0 1	152 A	Pacific	3 2			
			144 H	UC Riverside	1 0	108 H	Wyoming	2 0			

Non-Div. I Games:

Long Beach St.

Average RPI Win:	140	WON-LOST RECORD	WINNING PCT. RANK	LAST 10 GAMES	STRENGTH OF SCHEDULE	OPP. STRENGTH OF SCHEDULE	TEAM RPI	ADJ RPI	CONF. RPI	ADJ CONF. RPI			
Average RPI Loss:	80												
DIV. I ONLY		12-5-4	.66667	49	5-3-2	134	65	64	.55988	61	9	9	
DIV. I NON-CONF.		8-2-2	.75	33	1-0-0	151	52	57	.57348	55	9	9	
<hr/>													
TOTALS	RPI 1-25	RPI 26-50		W-L RECORDS		RPI 51-100		RPI 101-150		RPI 150+			
12-5-4	0-0-0	1-2-2		OVERALL		2-1-2		4-2-0		5-0-0			
7-0-1	0-0-0	0-0-0		HOME		2-0-1		2-0-0		3-0-0			
4-4-3	0-0-0	1-1-2		AWAY		0-1-1		1-2-0		2-0-0			
1-1-0	0-0-0	0-1-0		NEUTRAL		0-0-0		1-0-0		0-0-0			
8-2-2	0-0-0	0-1-1		NON-CONFERENCE		2-1-1		2-0-0		4-0-0			
5-0-0	0-0-0	0-0-0		HOME		2-0-0		1-0-0		2-0-0			
3-2-2	0-0-0	0-1-		AWAY		0-1-1		1-0-0		2-0-0			
0-0-0	0-0-0	0-0-0		NEUTRAL		0-0-0		0-0-0		0-0-0			
4-3-2	0-0-0	1-1-1		CONFERENCE		0-0-1		2-2-0		1-0-0			
2-0-1	0-0-0	0-0-0		HOME		0-0-1		1-0-0		1-0-0			
1-2-1	0-0-0	1-0-1		AWAY		0-0-0		0-2-0		0-0-0			
1-1-0	0-0-0	0-1-0		NEUTRAL		0-0-0		1-0-0		0-0-0			
RPI	S	Opponent	Score	RPI	S	Opponent	Score	RPI	S	Opponent	Score		
				40	A	Colorado	2 4	61	A	Long Beach St.	0 1		
				44	A	Washington St.	3 3	73	H	Oregon	2 0		
				45	A	BYU	1 0	74	A	Pepperdine	2 2		
				49	A	UNLV	2 2	88	H	Washington	3 2		
				49	N	UNLV	1 2	98	H	New Mexico	0 0		
										105	A	Arizona	2 1
										106	H	San Diego St.	2 1
										108	A	Wyoming	1 4
										108	N	Wyoming	2 0
										135	H	Cal Poly	2 0
										142	A	TCU	0 3
										157	H	Idaho St.	3 2
										165	H	Boise St.	3 1
										190	A	Utah St.	2 0
										228	H	Air Force	2 1
										283	A	Utah Valley	6 0
<hr/>													
LAST 10 GAMES													
				49	N	UNLV	1 2	98	H	New Mexico	0 0		
				108	N	Wyoming	2 0	228	H	Air Force	2 1		
				108	A	Wyoming	1 4	45	A	BYU	1 0		
				106	H	San Diego St.	2 1	49	A	UNLV	2 2		
				142	A	TCU	0 3	190	A	Utah St.	2 0		

Non-Div. I Games:

Utah

Average RPI Win:		143	WON-LOST RECORD		WINNING PCT. RANK	LAST 10 GAMES	STRENGTH OF SCHEDULE		OPP. STRENGTH OF SCHEDULE	TEAM RPI	ADJ RPI	CONF. RPI	ADJ CONF. RPI				
Average RPI Loss:		78															
DIV. I ONLY			10-6-3		.60526	89	5-4-1		91		95	69	.55895	63	10	10	
DIV. I NON-CONF.			5-2-2		.66667	71	0-0-0		35		81	37	.60302	36	10	10	
TOTALS		RPI 1-25		RPI 26-50		W-L RECORDS		RPI 51-100		RPI 101-150		RPI 150+					
10-6-3		0-1-1		0-0-1		OVERALL		4-5-0		2-0-0		4-0-1					
6-3-0		0-0-0		0-0-0		HOME		3-3-0		0-0-0		3-0-0					
4-3-2		0-1-1		0-0-1		AWAY		1-2-0		2-0-0		1-0-0					
0-0-1		0-0-0		0-0-0		NEUTRAL		0-0-0		0-0-0		0-0-1					
5-2-2		0-1-0		0-0-1		NON-CONFERENCE		3-1-0		1-0-0		1-0-1					
3-1-0		0-0-0		0-0-0		HOME		2-1-0		0-0-0		1-0-0					
2-1-1		0-1-0		0-1-		AWAY		1-0-0		1-0-0		0-0-0					
0-0-1		0-0-0		0-0-0		NEUTRAL		0-0-0		0-0-0		0-0-1					
5-4-1		0-0-1		0-0-0		CONFERENCE		1-4-0		1-0-0		3-0-0					
3-2-0		0-0-0		0-0-0		HOME		1-2-0		0-0-0		2-0-0					
2-2-1		0-0-1		0-0-0		AWAY		0-2-0		1-0-0		1-0-0					
0-0-0		0-0-0		0-0-0		NEUTRAL		0-0-0		0-0-0		0-0-0					
RPI	S	Opponent		Score		RPI	S	Opponent		Score		RPI	S	Opponent		Score	
20	A	UCF		0 0		37	A	Oklahoma St.		0 0		64	A	Mississippi		2 1	
24	A	California		0 1								71	H	East Carolina		2 1	
												75	H	Davidson		2 0	
												76	H	Rhode Island		1 2	
												77	H	Loyola (Md.)		2 1	
												87	A	UTEP		2 3	
												87	H	UTEP		2 3	
												95	H	SMU		1 2	
												100	A	Rice		1 2	

Non-Div. I Games:

Colorado Col.

Mississippi

Through Games Of 2007 Final - 8-4

Average RPI Win: 99		WON-LOST	WINNING	LAST 10	STRENGTH OF		OPP. STRENGTH	TEAM	ADJ	CONF.	ADJ CONF.
Average RPI Loss: 37		RECORD	PCT. RANK	GAMES	SCHEDULE		OF SCHEDULE	RPI	RPI	RPI	RPI
DIV. I ONLY		7-8-5	.475	169	3-5-2		30	25	66	.55848	64
DIV. I NON-CONF.		3-3-2	.5	149	0-0-0		59	34	82	.55112	80
TOTALS		RPI 1-25	RPI 26-50		W-L RECORDS		RPI 51-100		RPI 101-150		RPI 150+
7-8-5		1-4-1	1-1-2		OVERALL		2-3-0		2-0-2		1-0-0
5-3-3		1-2-0	1-0-1		HOME		2-1-0		1-0-2		0-0-0
2-4-2		0-1-1	0-1-1		AWAY		0-2-0		1-0-0		1-0-0
0-1-0		0-1-0	0-0-0		NEUTRAL		0-0-0		0-0-0		0-0-0
3-3-2		1-0-0	0-1-1		NON-CONFERENCE		1-2-0		1-0-1		0-0-0
2-1-2		1-0-0	0-0-1		HOME		1-1-0		0-0-1		0-0-0
1-2-0		0-0-0	0-0-		AWAY		0-1-0		1-0-0		0-0-0
0-0-0		0-0-0	0-0-0		NEUTRAL		0-0-0		0-0-0		0-0-0
4-5-3		0-4-1	1-0-1		CONFERENCE		1-1-0		1-0-1		1-0-0
3-2-1		0-2-0	1-0-0		HOME		1-0-0		1-0-1		0-0-0
1-2-2		0-1-1	0-0-1		AWAY		0-1-0		0-0-0		1-0-0
0-1-0		0-1-0	0-0-0		NEUTRAL		0-0-0		0-0-0		0-0-0
RPI S	Opponent	Score		RPI S	Opponent	Score		RPI S	Opponent	Score	
9 A	Tennessee	0	2	34 A	LSU	1	1	52 A	Kentucky	0	2
13 H	Florida	0	1	35 A	Memphis	0	1	63 H	Colorado Col.	1	2
15 A	Georgia	0	0	47 H	Miami (Fla.)	1	1	90 A	UAB	0	1
15 N	Georgia	0	2	48 H	Auburn	2	1	94 H	Alabama	3	0
20 H	UCF	1	0					100 H	Rice	2	1
22 H	South Carolina	1	3								
				LAST 10 GAMES							
15 N Georgia				0	2	9 A Tennessee				0	2
114 H Mississippi St.				1	0	22 H South Carolina				1	3
52 A Kentucky				0	2	13 H Florida				0	1
137 H Vanderbilt				2	2	94 H Alabama				3	0
15 A Georgia				0	0	48 H Auburn				2	1

Non-Div. I Games:

Mississippi

Average RPI Win: 149		WON-LOST	WINNING	LAST 10	STRENGTH OF		OPP. STRENGTH	TEAM	ADJ	CONF.	ADJ CONF.
Average RPI Loss: 58		RECORD	PCT. RANK	GAMES	SCHEDULE		OF SCHEDULE	RPI	RPI	RPI	RPI
DIV. I ONLY		8-6-5	.55263	122	2-5-3		71	56	73	.55839	65
DIV. I NON-CONF.		4-2-2	.625	89	0-1-0		112	112	87	.5478	86
TOTALS		RPI 1-25	RPI 26-50		W-L RECORDS		RPI 51-100		RPI 101-150		RPI 150+
8-6-5		0-1-2	2-2-1		OVERALL		0-2-1		2-1-1		4-0-0
5-2-1		0-1-1	1-0-0		HOME		0-1-0		2-0-0		2-0-0
1-3-3		0-0-0	1-1-1		AWAY		0-1-1		0-1-1		0-0-0
2-1-1		0-0-1	0-1-0		NEUTRAL		0-0-0		0-0-0		2-0-0
4-2-2		0-0-0	0-1-1		NON-CONFERENCE		0-1-1		1-0-0		3-0-0
2-1-0		0-0-0	0-0-0		HOME		0-1-0		1-0-0		1-0-0
0-0-2		0-0-0	0-1-		AWAY		0-0-1		0-0-0		0-0-0
2-1-0		0-0-0	0-1-0		NEUTRAL		0-0-0		0-0-0		2-0-0
4-4-3		0-1-2	2-1-0		CONFERENCE		0-1-0		1-1-1		1-0-0
3-1-1		0-1-1	1-0-0		HOME		0-0-0		1-0-0		1-0-0
1-3-1		0-0-0	1-1-0		AWAY		0-1-0		0-1-1		0-0-0
0-0-1		0-0-1	0-0-0		NEUTRAL		0-0-0		0-0-0		0-0-0
RPI S	Opponent	Score	RPI S	Opponent	Score	RPI S	Opponent	Score	RPI S	Opponent	Score
10 H	Texas A&M	0 1	36 A	Missouri	1 0	68 H	Western Ill.	0 2	104 H	Oakland	2 1
10 N	Texas A&M	1 1	37 H	Oklahoma St.	3 0	69 A	Iowa	0 0	112 A	Texas Tech	1 3
17 H	Texas	1 1	40 A	Colorado	0 1	79 A	Kansas	0 1	115 H	Oklahoma	2 0
			41 N	Dayton	1 2				148 A	Nebraska	2 2
			49 A	UNLV	0 0				176 H	Baylor	3 1
									221 N	Nevada	2 1
									236 N	Montana	1 0
									267 H	UNI	4 1
LAST 10 GAMES											
10 N	Texas A&M	1 1	10 H	Texas A&M	0 1						
148 A	Nebraska	2 2	68 H	Western Ill.	0 2						
79 A	Kansas	0 1	112 A	Texas Tech	1 3						
36 A	Missouri	1 0	40 A	Colorado	0 1						
176 H	Baylor	3 1	17 H	Texas	1 1						

Non-Div. I Games:

Iowa St.

Average RPI Win:	207	WON-LOST	WINNING	LAST 10	STRENGTH OF	OPP. STRENGTH	TEAM	ADJ	CONF.	ADJ CONF.				
Average RPI Loss:	145	RECORD	PCT. RANK	GAMES	SCHEDULE	OF SCHEDULE	RPI	RPI	RPI	RPI				
DIV. I ONLY	12-2-4	.77778	15	7-0-3	179	164	62	.55797	66	20	20			
DIV. I NON-CONF.	3-2-2	.57143	120	0-0-1	187	109	139	.50572	138	19	19			
<hr/>														
TOTALS	RPI 1-25	RPI 26-50		W-L RECORDS	RPI 51-100		RPI 101-150		RPI 150+					
12-2-4	0-0-0	1-0-2		OVERALL	0-1-0		0-0-1		11-1-1					
8-0-1	0-0-0	1-0-1		HOME	0-0-0		0-0-0		7-0-0					
3-2-3	0-0-0	0-0-1		AWAY	0-1-0		0-0-1		3-1-1					
1-0-0	0-0-0	0-0-0		NEUTRAL	0-0-0		0-0-0		1-0-0					
<hr/>														
3-2-2	0-0-0	0-0-1		NON-CONFERENCE	0-1-0		0-0-1		3-1-0					
2-0-0	0-0-0	0-0-0		HOME	0-0-0		0-0-0		2-0-0					
0-2-2	0-0-0	0-1-		AWAY	0-1-0		0-0-1		0-1-0					
1-0-0	0-0-0	0-0-0		NEUTRAL	0-0-0		0-0-0		1-0-0					
<hr/>														
9-0-2	0-0-0	1-0-1		CONFERENCE	0-0-0		0-0-0		8-0-1					
6-0-1	0-0-0	1-0-1		HOME	0-0-0		0-0-0		5-0-0					
3-0-1	0-0-0	0-0-0		AWAY	0-0-0		0-0-0		3-0-1					
0-0-0	0-0-0	0-0-0		NEUTRAL	0-0-0		0-0-0		0-0-0					
<hr/>														
RPI S	Opponent	Score	RPI S	Opponent	Score	RPI S	Opponent	Score	RPI S	Opponent	Score			
			36 A	Missouri	1 1	83 A	St. Louis	1 3	121 A	Evansville	1 1			
			43 H	Samford	1 0				161 H	Eastern Ill.	4 2			
			43 H	Samford	1 1				167 A	Tenn.-Martin	0 0			
						167 H	Tenn.-Martin	1 0						
									191 H	Northwestern St.	1 0			
									192 A	Murray St.	3 2			
									207 A	Missouri St.	0 1			
									209 H	DePaul	4 1			
									212 A	Morehead St.	3 2			
									228 N	Air Force	2 0			
									268 A	Eastern Ky.	9 0			
									270 H	Tennessee Tech	3 0			
									273 H	Austin Peay	2 0			
									274 H	Jacksonville St.	1 0			
			<hr/>											
						LAST 10 GAMES								
			36 A	Missouri	1 1	167 A	Tenn.-Martin	0 0						
			43 H	Samford	1 1	192 A	Murray St.	3 2						
			167 H	Tenn.-Martin	1 0	161 H	Eastern Ill.	4 2						
			43 H	Samford	1 0	270 H	Tennessee Tech	3 0						
			274 H	Jacksonville St.	1 0	273 H	Austin Peay	2 0						

Non-Div. I Games:

Southeast Mo. St.

[illegible]

Non-Div. I Games:	Columbia (SC)	9	0
--------------------------	----------------------	----------	----------

Furman

Average RPI Win:	203	WON-LOST RECORD	WINNING PCT. RANK	LAST 10 GAMES	STRENGTH OF SCHEDULE	OPP. STRENGTH OF SCHEDULE	TEAM RPI	ADJ RPI	CONF. RPI	ADJ CONF. RPI	
Average RPI Loss:	107										
DIV. I ONLY	14-3-1	.80556	8	8-2-0	198	204	63	.55763	68	24	23
DIV. I NON-CONF.	5-2-1	.6875	61	2-1-0	140	126	81	.55098	81	26	26
<hr/>											
TOTALS	RPI 1-25	RPI 26-50		W-L RECORDS	RPI 51-100		RPI 101-150		RPI 150+		
14-3-1	0-0-0	0-0-0		OVERALL	2-1-0		2-2-0		10-0-1		
6-0-0	0-0-0	0-0-0		HOME	1-0-0		1-0-0		4-0-0		
7-3-1	0-0-0	0-0-0		AWAY	1-1-0		1-2-0		5-0-1		
1-0-0	0-0-0	0-0-0		NEUTRAL	0-0-0		0-0-0		1-0-0		
<hr/>											
5-2-1	0-0-0	0-0-0		NON-CONFERENCE	2-1-0		1-1-0		2-0-1		
2-0-0	0-0-0	0-0-0		HOME	1-0-0		0-0-0		1-0-0		
3-2-1	0-0-0	0-0-		AWAY	1-1-0		1-1-0		1-0-1		
0-0-0	0-0-0	0-0-0		NEUTRAL	0-0-0		0-0-0		0-0-0		
<hr/>											
9-1-0	0-0-0	0-0-0		CONFERENCE	0-0-0		1-1-0		8-0-0		
4-0-0	0-0-0	0-0-0		HOME	0-0-0		1-0-0		3-0-0		
4-1-0	0-0-0	0-0-0		AWAY	0-0-0		0-1-0		4-0-0		
1-0-0	0-0-0	0-0-0		NEUTRAL	0-0-0		0-0-0		1-0-0		
<hr/>											
RPI S	Opponent	Score	RPI S	Opponent	Score	RPI S	Opponent	Score	RPI S	Opponent	Score
						65 A	Iowa St.	2 0	104 A	Oakland	1 3
						91 H	Illinois St.	1 0	104 H	Oakland	2 1
						97 A	Creighton	0 1	121 A	Evansville	0 3
									147 A	Northern Ill.	1 0
									161 A	Eastern Ill.	2 2
									174 H	South Dakota St.	1 0
									207 A	Missouri St.	1 0
									219 A	Oral Roberts	1 0
									219 N	Oral Roberts	2 1
									224 A	North Dakota St.	2 1
									234 H	Southern Utah	3 0
									284 A	Centenary (La.)	2 0
									286 H	IUPUI	2 1
									287 H	Green Bay	3 1
									303 A	IPFW	3 0
<hr/>											
			LAST 10 GAMES								
			104 A	Oakland	1 3	97 A	Creighton	0 1			
			219 N	Oral Roberts	2 1	224 A	North Dakota St.	2 1			
			219 A	Oral Roberts	1 0	65 A	Iowa St.	2 0			
			284 A	Centenary (La.)	2 0	174 H	South Dakota St.	1 0			
			286 H	IUPUI	2 1	207 A	Missouri St.	1 0			

Non-Div. I Games: William Woods 5 1 Southern Ind. 2 1

Western Ill.

Average RPI Win: 135		WON-LOST	WINNING	LAST 10	STRENGTH OF		OPP. STRENGTH	TEAM	ADJ	CONF.	ADJ CONF.				
Average RPI Loss: 36		RECORD	PCT. RANK	GAMES	SCHEDULE		OF SCHEDULE	RPI	RPI	RPI	RPI				
DIV. I ONLY		8-8-4	.5	155	2-7-1		39	59	70	.55574	69	3	3		
DIV. I NON-CONF.		4-1-4	.66667	71	0-0-1		49	172	52	.58018	52	3	3		
TOTALS		RPI 1-25	RPI 26-50		W-L RECORDS		RPI 51-100		RPI 101-150		RPI 150+				
8-8-4		0-4-0	1-2-0		OVERALL		2-1-2		2-1-2		3-0-0				
5-2-1		0-1-0	1-1-0		HOME		0-0-1		2-0-0		2-0-0				
3-5-2		0-2-0	0-1-0		AWAY		2-1-1		0-1-1		1-0-0				
0-1-1		0-1-0	0-0-0		NEUTRAL		0-0-0		0-0-1		0-0-0				
4-1-4		0-0-0	0-1-0		NON-CONFERENCE		1-0-2		0-0-2		3-0-0				
2-1-1		0-0-0	0-1-0		HOME		0-0-1		0-0-0		2-0-0				
2-0-2		0-0-0	0-0-		AWAY		1-0-1		0-0-1		1-0-0				
0-0-1		0-0-0	0-0-0		NEUTRAL		0-0-0		0-0-1		0-0-0				
4-7-0		0-4-0	1-1-0		CONFERENCE		1-1-0		2-1-0		0-0-0				
3-1-0		0-1-0	1-0-0		HOME		0-0-0		2-0-0		0-0-0				
1-5-0		0-2-0	0-1-0		AWAY		1-1-0		0-1-0		0-0-0				
0-1-0		0-1-0	0-0-0		NEUTRAL		0-0-0		0-0-0		0-0-0				
RPI	S	Opponent	Score	RPI	S	Opponent	Score	RPI	S	Opponent	Score	RPI	S	Opponent	Score
4	H	Penn St.	0 1	32	H	Ohio St.	1 0	51	A	Northwestern	0 3	117	A	Wisconsin	0 2
4	N	Penn St.	1 3	36	H	Missouri	0 2	65	H	Iowa St.	0 0	119	H	Michigan St.	1 0
14	A	Purdue	1 2	39	A	Illinois	0 6	78	A	Minnesota	1 0	124	N	Navy	1 1
25	A	Indiana	0 1					80	A	Milwaukee	0 0	125	H	Michigan	2 1
								97	A	Creighton	1 0	147	A	Northern Ill.	0 0
												174	A	South Dakota St.	3 2
												186	H	Drake	1 0
												267	H	UNI	4 0
LAST 10 GAMES															
4	N	Penn St.	1 3	4	H	Penn St.	0 1								
78	A	Minnesota	1 0	25	A	Indiana	0 1								
51	A	Northwestern	0 3	14	A	Purdue	1 2								
117	A	Wisconsin	0 2	39	A	Illinois	0 6								
32	H	Ohio St.	1 0	80	A	Milwaukee	0 0								

Non-Div. I Games:

Iowa

Average RPI Win:	161	WON-LOST RECORD	WINNING PCT. RANK	LAST 10 GAMES	STRENGTH OF SCHEDULE	OPP. STRENGTH OF SCHEDULE	TEAM RPI	ADJ RPI	CONF. RPI	ADJ CONF. RPI		
DIV. I ONLY		11-4-6	.66667	49	4-4-2	145	81	74	.55436	70	7	7
DIV. I NON-CONF.		6-0-2	.875	5	0-0-0	232	206	79	.55654	78	7	7
<hr/>												
TOTALS	RPI 1-25	RPI 26-50		W-L RECORDS		RPI 51-100		RPI 101-150		RPI 150+		
11-4-6	0-3-0	2-1-0		OVERALL		2-0-1		1-0-3		6-0-2		
9-1-2	0-1-0	1-0-0		HOME		2-0-1		1-0-0		5-0-1		
2-3-4	0-2-0	1-1-0		AWAY		0-0-0		0-0-3		1-0-1		
0-0-0	0-0-0	0-0-0		NEUTRAL		0-0-0		0-0-0		0-0-0		
6-0-2	0-0-0	0-0-0		NON-CONFERENCE		2-0-0		0-0-1		4-0-1		
6-0-0	0-0-0	0-0-0		HOME		2-0-0		0-0-0		4-0-0		
0-0-2	0-0-0	0-0-		AWAY		0-0-0		0-0-1		0-0-1		
0-0-0	0-0-0	0-0-0		NEUTRAL		0-0-0		0-0-0		0-0-0		
5-4-4	0-3-0	2-1-0		CONFERENCE		0-0-1		1-0-2		2-0-1		
3-1-2	0-1-0	1-0-0		HOME		0-0-1		1-0-0		1-0-1		
2-3-2	0-2-0	1-1-0		AWAY		0-0-0		0-0-2		1-0-0		
0-0-0	0-0-0	0-0-0		NEUTRAL		0-0-0		0-0-0		0-0-0		
RPI	S	Opponent	Score	RPI	S	Opponent	Score	RPI	S	Opponent	Score	
7	A	West Virginia	0 1	30	H	Louisville	1 0	55	H	Penn	4 0	
7	H	West Virginia	0 1	46	A	Georgetown	1 0	59	H	VCU	3 0	
8	A	Notre Dame	0 5	50	A	Marquette	0 1	81	H	Rutgers	0 0	
								110 A Princeton 0 0				
								116 A Seton Hall 1 1				
								136 A South Fla. 0 0				
								136 H South Fla. 2 0				
								168 H Cincinnati 1 0				
								178 A Lehigh 1 1				
								193 H Pittsburgh 0 0				
								202 H Temple 1 0				
								209 A DePaul 1 0				
								263 H Robert Morris 3 1				
								293 H Lafayette 3 0				
								307 H St. Peter's 11 0				
<hr/>												
				LAST 10 GAMES								
				7 A West Virginia 0 1				193 H Pittsburgh 0 0				
				136 H South Fla. 2 0				8 A Notre Dame 0 5				
				168 H Cincinnati 1 0				209 A DePaul 1 0				
				30 H Louisville 1 0				136 A South Fla. 0 0				
				7 H West Virginia 0 1				50 A Marquette 0 1				

Non-Div. I Games:

Villanova

Average RPI Win:		159	WON-LOST RECORD		WINNING PCT. RANK		LAST 10 GAMES		STRENGTH OF SCHEDULE		OPP. STRENGTH OF SCHEDULE		TEAM RPI		ADJ RPI		CONF. RPI		ADJ CONF. RPI								
DIV. I ONLY			9-5-5		.60526 89		3-4-3		74		119		65		.55388 71		10		10								
DIV. I NON-CONF.			6-1-2		.77778 22		0-0-0		89		164		42		.59192 43		10		10								
TOTALS		RPI 1-25		RPI 26-50		W-L RECORDS		RPI 51-100		RPI 101-150		RPI 150+															
9-5-5		0-2-0		0-2-0		OVERALL		3-1-2		2-0-1		4-0-2															
8-1-1		0-0-0		0-1-0		HOME		3-0-1		1-0-0		4-0-0															
1-3-4		0-1-0		0-1-0		AWAY		0-1-1		1-0-1		0-0-2															
0-1-0		0-1-0		0-0-0		NEUTRAL		0-0-0		0-0-0		0-0-0															
6-1-2		0-0-0		0-1-0		NON-CONFERENCE		2-0-0		1-0-1		3-0-1															
6-0-0		0-0-0		0-0-0		HOME		2-0-0		1-0-0		3-0-0															
0-1-2		0-0-0		0-0-		AWAY		0-0-0		0-0-1		0-0-1															
0-0-0		0-0-0		0-0-0		NEUTRAL		0-0-0		0-0-0		0-0-0															
3-4-3		0-2-0		0-1-0		CONFERENCE		1-1-2		1-0-0		1-0-1															
2-1-1		0-0-0		0-1-0		HOME		1-0-1		0-0-0		1-0-0															
1-2-2		0-1-0		0-0-0		AWAY		0-1-1		1-0-0		0-0-1															
0-1-0		0-1-0		0-0-0		NEUTRAL		0-0-0		0-0-0		0-0-0															
RPI	S	Opponent		Score		RPI	S	Opponent		Score		RPI	S	Opponent		Score											
20	A	UCF		0 1		35	H	Memphis		1 2		63	A	Colorado Col.		2 1											
20	N	UCF		0 2		38	A	Charlotte		0 2		67	H	Furman		3 0		130	A	Southern Miss.		2 1					
																		134	A	Syracuse		0 0					
																		140	H	Old Dominion		1 0					
																		159	A	Stony Brook		0 0					
																		170	H	High Point		3 1					
																		188	H	Francis Marion		2 0					
																		241	H	Houston		3 0					
																		253	A	Marshall		0 0					
																		298	H	Campbell		1 0					
						LAST 10 GAMES																					
						20 N UCF						0 2		100 H Rice						1 0							
						35 H Memphis						1 2		241 H Houston						3 0							
						90 H UAB						0 0		253 A Marshall						0 0							
						87 A UTEP						1 1		20 A UCF						0 1							
						63 A Colorado Col.						1 2		130 A Southern Miss.						2 1							

Non-Div. I Games:

East Carolina

Oregon

Through Games Of 2007 Final - 8-4

Average RPI Win: 144		WON-LOST	WINNING	LAST 10	STRENGTH OF		OPP. STRENGTH	TEAM	ADJ	CONF.	ADJ CONF.
Average RPI Loss: 54		RECORD	PCT. RANK	GAMES	SCHEDULE		OF SCHEDULE	RPI	RPI	RPI	RPI
DIV. I ONLY		8-8-4	.5	155	2-4-4		34	58	68	.55309	73
DIV. I NON-CONF.		7-4-0	.63636	86	1-0-0		64	124	56	.56854	62
TOTALS		RPI 1-25	RPI 26-50		W-L RECORDS		RPI 51-100		RPI 101-150		RPI 150+
8-8-4		0-5-1	1-0-1		OVERALL		1-2-0		2-0-1		4-1-1
4-3-2		0-2-1	1-0-0		HOME		0-0-0		2-0-1		1-1-0
3-5-2		0-3-0	0-0-1		AWAY		1-2-0		0-0-0		2-0-1
1-0-0		0-0-0	0-0-0		NEUTRAL		0-0-0		0-0-0		1-0-0
7-4-0		0-2-0	0-0-0		NON-CONFERENCE		1-1-0		2-0-0		4-1-0
3-2-0		0-1-0	0-0-0		HOME		0-0-0		2-0-0		1-1-0
3-2-0		0-1-0	0-0-		AWAY		1-1-0		0-0-0		2-0-0
1-0-0		0-0-0	0-0-0		NEUTRAL		0-0-0		0-0-0		1-0-0
1-4-4		0-3-1	1-0-1		CONFERENCE		0-1-0		0-0-1		0-0-1
1-1-2		0-1-1	1-0-0		HOME		0-0-0		0-0-1		0-0-0
0-3-2		0-2-0	0-0-1		AWAY		0-1-0		0-0-0		0-0-1
0-0-0		0-0-0	0-0-0		NEUTRAL		0-0-0		0-0-0		0-0-0
RPI S	Opponent	Score	RPI S	Opponent	Score	RPI S	Opponent	Score	RPI S	Opponent	Score
1 A	UCLA	0 3	42 H	Arizona St.	1 0	61 A	Utah	0 2	103 H	Gonzaga	4 1
3 A	Southern California	0 1	44 A	Washington St.	1 1	88 A	Washington	0 2	105 H	Arizona	2 2
6 H	Portland	0 4				91 A	Illinois St.	5 1	144 H	UC Riverside	5 1
11 H	Stanford	0 0							165 N	Boise St.	3 0
14 A	Purdue	2 3							166 A	Oregon St.	2 2
24 H	California	0 3							190 A	Utah St.	2 1
									195 H	Portland St.	2 1
									221 A	Nevada	1 0
									236 H	Montana	0 1
LAST 10 GAMES											
24 H	California	0 3	105 H	Arizona	2 2						
11 H	Stanford	0 0	42 H	Arizona St.	1 0						
166 A	Oregon St.	2 2	1 A	UCLA	0 3						
88 A	Washington	0 2	3 A	Southern California	0 1						
44 A	Washington St.	1 1	103 H	Gonzaga	4 1						

Non-Div. I Games:

Oregon

Average RPI Win:	159	WON-LOST	WINNING	LAST 10	STRENGTH OF	OPP. STRENGTH	TEAM	ADJ	CONF.	ADJ CONF.		
Average RPI Loss:	42	RECORD	PCT. RANK	GAMES	SCHEDULE	OF SCHEDULE	RPI	RPI	RPI	RPI		
DIV. I ONLY		5-8-6	.42105	200	3-4-3	18	48	76	.55305	74	6	6
DIV. I NON-CONF.		3-4-5	.45833	172	1-0-2	23	30	65	.57002	58	6	6
<hr/>												
TOTALS	RPI 1-25	RPI 26-50		W-L RECORDS		RPI 51-100		RPI 101-150		RPI 150+		
5-8-6	0-2-2	0-4-1		OVERALL		1-1-2		1-1-1		3-0-0		
4-3-4	0-1-1	0-1-0		HOME		1-1-2		0-0-1		3-0-0		
1-4-1	0-0-1	0-3-0		AWAY		0-0-0		1-1-0		0-0-0		
0-1-1	0-1-0	0-0-1		NEUTRAL		0-0-0		0-0-0		0-0-0		
3-4-5	0-1-1	0-3-1		NON-CONFERENCE		1-0-2		1-0-1		1-0-0		
2-1-4	0-0-1	0-1-0		HOME		1-0-2		0-0-1		1-0-0		
1-2-0	0-0-0	0-0-		AWAY		0-0-0		1-0-0		0-0-0		
0-1-1	0-1-0	0-0-1		NEUTRAL		0-0-0		0-0-0		0-0-0		
2-4-1	0-1-1	0-1-0		CONFERENCE		0-1-0		0-1-0		2-0-0		
2-2-0	0-1-0	0-0-0		HOME		0-1-0		0-0-0		2-0-0		
0-2-1	0-0-1	0-1-0		AWAY		0-0-0		0-1-0		0-0-0		
0-0-0	0-0-0	0-0-0		NEUTRAL		0-0-0		0-0-0		0-0-0		
RPI S	Opponent	Score		RPI S	Opponent	Score		RPI S	Opponent	Score		
1 H	UCLA	1	1	29 N	Duke	0	0	56 H	Loyola Marymount	0	1	
6 H	Portland	0	2	31 A	Santa Clara	1	2	58 H	Hawaii	1	1	
16 N	Wake Forest	0	2	32 A	Ohio St.	0	1	61 H	Utah	2	2	
19 A	San Diego	1	1	41 A	Dayton	0	1	72 H	Denver	3	0	
				49 H	UNLV	0	1					
	</											

Non-Div. I Games:

Pepperdine

Average RPI Win: 174		WON-LOST	WINNING	LAST 10	STRENGTH OF		OPP. STRENGTH	TEAM	ADJ	CONF.	ADJ CONF.
Average RPI Loss: 103		RECORD	PCT. RANK	GAMES	SCHEDULE		OF SCHEDULE	RPI	RPI	RPI	RPI
DIV. I ONLY		14-5-1	.725	32	7-2-1		169	134	72	.55045	75
DIV. I NON-CONF.		5-3-0	.625	89	1-0-0		147	85	99	.53637	99
TOTALS		RPI 1-25	RPI 26-50		W-L RECORDS		RPI 51-100		RPI 101-150		RPI 150+
14-5-1	0-0-0	1-1-0		OVERALL		1-2-0		3-1-0		9-1-1	
8-2-0	0-0-0	0-1-0		HOME		0-1-0		2-0-0		6-0-0	
4-3-1	0-0-0	0-0-0		AWAY		1-1-0		0-1-0		3-1-1	
2-0-0	0-0-0	1-0-0		NEUTRAL		0-0-0		1-0-0		0-0-0	
5-3-0	0-0-0	1-0-0		NON-CONFERENCE		0-1-0		2-1-0		2-1-0	
3-0-0	0-0-0	0-0-0		HOME		0-0-0		1-0-0		2-0-0	
0-3-0	0-0-0	0-0-		AWAY		0-1-0		0-1-0		0-1-0	
2-0-0	0-0-0	1-0-0		NEUTRAL		0-0-0		1-0-0		0-0-0	
9-2-1	0-0-0	0-1-0		CONFERENCE		1-1-0		1-0-0		7-0-1	
5-2-0	0-0-0	0-1-0		HOME		0-1-0		1-0-0		4-0-0	
4-0-1	0-0-0	0-0-0		AWAY		1-0-0		0-0-0		3-0-1	
0-0-0	0-0-0	0-0-0		NEUTRAL		0-0-0		0-0-0		0-0-0	
RPI S	Opponent	Score		RPI S	Opponent	Score		RPI S	Opponent	Score	
				26 H	UNC Greensboro	0	3	63 A	Colorado Col.	0	2
				34 N	LSU	3	0	67 A	Furman	1	0
								67 H	Furman	0	1

Non-Div. I Games:

Davidson

Average RPI Win:	165	WON-LOST	WINNING	LAST 10	STRENGTH OF	OPP. STRENGTH	TEAM	ADJ	CONF.	ADJ CONF.	
Average RPI Loss:	70	RECORD	PCT. RANK	GAMES	SCHEDULE	OF SCHEDULE	RPI	RPI	RPI	RPI	
DIV. I ONLY		12-6-2	.65 60	5-4-1	122	117	75	.5501 76	13	13	
DIV. I NON-CONF.		6-2-1	.72222 46	1-0-0	124	94	64	.56708 64	13	13	
<hr/>											
TOTALS	RPI 1-25	RPI 26-50		W-L RECORDS		RPI 51-100		RPI 101-150		RPI 150+	
12-6-2	0-1-0	1-2-0		OVERALL		1-2-0		3-0-0		7-1-2	
6-2-1	0-0-0	0-0-0		HOME		0-1-0		1-0-0		5-1-1	
6-3-1	0-1-0	1-1-0		AWAY		1-1-0		2-0-0		2-0-1	
0-1-0	0-0-0	0-1-0		NEUTRAL		0-0-0		0-0-0		0-0-0	
<hr/>											
6-2-1	0-1-0	0-1-0		NON-CONFERENCE		1-0-0		1-0-0		4-0-1	
3-0-1	0-0-0	0-0-0		HOME		0-0-0		0-0-0		3-0-1	
3-1-0	0-1-0	0-0-		AWAY		1-0-0		1-0-0		1-0-0	
0-1-0	0-0-0	0-1-0		NEUTRAL		0-0-0		0-0-0		0-0-0	
<hr/>											
6-4-1	0-0-0	1-1-0		CONFERENCE		0-2-0		2-0-0		3-1-1	
3-2-0	0-0-0	0-0-0		HOME		0-1-0		1-0-0		2-1-0	
3-2-1	0-0-0	1-1-0		AWAY		0-1-0		1-0-0		1-0-1	
0-0-0	0-0-0	0-0-0		NEUTRAL		0-0-0		0-0-0		0-0-0	
<hr/>											
RPI S	Opponent	Score	RPI S	Opponent	Score	RPI S	Opponent	Score	RPI S	Opponent	Score
7 A	West Virginia	1 3	38 A	Charlotte	1 0	63 A	Colorado Col.	2 1	134 A	Syracuse	3 1
			41 A	Dayton	0 2	83 A	St. Louis	1 2	146 H	La Salle	2 0
			50 N	Marquette	0 4	84 H	Fordham	0 4	149 A	Massachusetts	3 2
									156 H	Richmond	0 1
									158 A	Brown	3 1
									169 H	New Hampshire	3 0
									180 H	George Washington	3 0
									198 H	Maine	1 1
									202 H	Temple	1 0
									210 A	Xavier	1 1
									229 H	Providence	4 0
									251 H	Sacred Heart	4 0
									265 A	St. Bonaventure	4 1
<hr/>											
LAST 10 GAMES											
			156 H	Richmond	0 1	84 H	Fordham	0 4			
			180 H	George Washington	3 0	158 A	Brown	3 1			
			83 A	St. Louis	1 2	149 A	Massachusetts	3 2			
			38 A	Charlotte	1 0	210 A	Xavier	1 1			
			146 H	La Salle	2 0	41 A	Dayton	0 2			

Non-Div. I Games:

Rhode Island

Average RPI Win:	194	WON-LOST RECORD	WINNING PCT. RANK	LAST 10 GAMES	STRENGTH OF SCHEDULE	OPP. STRENGTH OF SCHEDULE	TEAM RPI	ADJ RPI	CONF. RPI	ADJ CONF. RPI	
Average RPI Loss:	51										
DIV. I ONLY	10-6-5	.59524	100	6-1-3	79	146	77	.54764	77	23	24
DIV. I NON-CONF.	3-6-1	.35	236	0-1-0	30	21	102	.53492	100	25	24
<hr/>											
TOTALS	RPI 1-25	RPI 26-50		W-L RECORDS	RPI 51-100		RPI 101-150		RPI 150+		
10-6-5	1-3-0	0-1-0		OVERALL	0-1-1		2-1-1		7-0-3		
4-1-2	0-1-0	0-0-0		HOME	0-0-0		1-0-1		3-0-1		
4-4-3	0-2-0	0-0-0		AWAY	0-1-1		1-1-0		3-0-2		
2-1-0	1-0-0	0-1-0		NEUTRAL	0-0-0		0-0-0		1-0-0		
<hr/>											
3-6-1	1-3-0	0-1-0		NON-CONFERENCE	0-1-1		1-1-0		1-0-0		
1-1-0	0-1-0	0-0-0		HOME	0-0-0		1-0-0		0-0-0		
1-4-1	0-2-0	0-0-		AWAY	0-1-1		0-1-0		1-0-0		
1-1-0	1-0-0	0-1-0		NEUTRAL	0-0-0		0-0-0		0-0-0		
<hr/>											
7-0-4	0-0-0	0-0-0		CONFERENCE	0-0-0		1-0-1		6-0-3		
3-0-2	0-0-0	0-0-0		HOME	0-0-0		0-0-1		3-0-1		
3-0-2	0-0-0	0-0-0		AWAY	0-0-0		1-0-0		2-0-2		
1-0-0	0-0-0	0-0-0		NEUTRAL	0-0-0		0-0-0		1-0-0		
<hr/>											
RPI S	Opponent	Score		RPI S	Opponent	Score		RPI S	Opponent	Score	
12 A	Virginia	1	4	50 N	Marquette	1	3	53 A	Virginia Tech	1	1
16 N	Wake Forest	2	1					63 A	Colorado Col.	1	2
18 H	James Madison	0	1								
20 A	UCF	2	3								
<hr/>											
LAST 10 GAMES											
12 A	Virginia	1	4	126 H	Marist	0	0				
126 A	Marist	2	0	249 H	Siena	3	0				
160 N	Fairfield	2	0	197 A	Niagara	0	0				
262 A	Iona	3	2	272 A	Canisius	1	0				
160 A	Fairfield	2	2	257 H	Rider	1	0				

Non-Div. I Games:

Loyola (Md.)

Average RPI Win:		136	WON-LOST RECORD		WINNING PCT. RANK	LAST 10 GAMES	STRENGTH OF SCHEDULE		OPP. STRENGTH OF SCHEDULE	TEAM RPI	ADJ RPI	CONF. RPI	ADJ CONF. RPI
Average RPI Loss:		31											
DIV. I ONLY		9-8-2			.52632 142	4-5-1	99		14	80	.54704 78	3	3
DIV. I NON-CONF.		4-3-1			.5625 125	0-0-0	160		41	115	.52278 115	3	3
TOTALS		RPI 1-25	RPI 26-50		W-L RECORDS		RPI 51-100		RPI 101-150		RPI 150+		
9-8-2		1-4-0	0-3-1		OVERALL		1-1-0		3-0-1		4-0-0		
4-3-1		1-0-0	0-2-1		HOME		0-1-0		2-0-0		1-0-0		
4-4-1		0-3-0	0-1-0		AWAY		1-0-0		1-0-1		2-0-0		
1-1-0		0-1-0	0-0-0		NEUTRAL		0-0-0		0-0-0		1-0-0		
4-3-1		0-2-0	0-1-0		NON-CONFERENCE		0-0-0		0-0-1		4-0-0		
1-1-0		0-0-0	0-1-0		HOME		0-0-0		0-0-0		1-0-0		
2-1-1		0-1-0	0-0-0		AWAY		0-0-0		0-0-1		2-0-0		
1-1-0		0-1-0	0-0-0		NEUTRAL		0-0-0		0-0-0		1-0-0		
5-5-1		1-2-0	0-2-1		CONFERENCE		1-1-0		3-0-0		0-0-0		
3-2-1		1-0-0	0-1-1		HOME		0-1-0		2-0-0		0-0-0		
2-3-0		0-2-0	0-1-0		AWAY		1-0-0		1-0-0		0-0-0		
0-0-0		0-0-0	0-0-0		NEUTRAL		0-0-0		0-0-0		0-0-0		
RPI S	Opponent	Score	RPI S	Opponent	Score	RPI S	Opponent	Score	RPI S	Opponent	Score		
4 H	Penn St.	1 0	32 H	Ohio St.	1 2	51 A	Northwestern	1 0	117 A	Wisconsin	1 0		
9 A	Tennessee	0 1	39 A	Illinois	0 1	69 H	Iowa	0 1	119 H	Michigan St.	2 0		
14 A	Purdue	1 3	39 H	Illinois	2 2				122 A	Boston U.	1 1		
20 N	UCF	1 2	41 H	Dayton	2 3				125 H	Michigan	2 1		
25 A	Indiana	2 4							151 A	Dartmouth	4 1		
									196 A	Northeastern	3 0		
									229 N	Providence	3 0		
									236 H	Montana	4 0		
			LAST 10 GAMES										
			39 H	Illinois	2 2	32 H	Ohio St.	1 2					
			69 H	Iowa	0 1	14 A	Purdue	1 3					
			117 A	Wisconsin	1 0	25 A	Indiana	2 4					
			51 A	Northwestern	1 0	39 A	Illinois	0 1					
			4 H	Penn St.	1 0	119 H	Michigan St.	2 0					

Non-Div. I Games:

Minnesota

[illegible]

Non-Div. I Games:

Kansas

Average RPI Win:		198	WON-LOST RECORD		WINNING PCT. RANK	LAST 10 GAMES		STRENGTH OF SCHEDULE		OPP. STRENGTH OF SCHEDULE	TEAM RPI	ADJ RPI	CONF. RPI	ADJ CONF. RPI			
Average RPI Loss:		64															
DIV. I ONLY			13-4-4	.71429	34	7-1-2		181		163	81	.54181	80	25	25		
DIV. I NON-CONF.			4-4-2	.5	149	0-1-1		109		38	113	.52587	111	22	23		
TOTALS		RPI 1-25		RPI 26-50		W-L RECORDS		RPI 51-100		RPI 101-150		RPI 150+					
13-4-4		0-1-0		0-1-1		OVERALL		1-1-1		4-1-1		8-0-1					
8-0-3		0-0-0		0-0-1		HOME		1-0-1		2-0-1		5-0-0					
4-3-1		0-1-0		0-1-0		AWAY		0-1-0		1-0-0		3-0-1					
1-1-0		0-0-0		0-0-0		NEUTRAL		0-0-0		1-1-0		0-0-0					
4-4-2		0-1-0		0-1-1		NON-CONFERENCE		1-1-1		2-1-0		1-0-0					
2-0-2		0-0-0		0-0-1		HOME		1-0-1		0-0-0		1-0-0					
1-3-0		0-1-0		0-0-		AWAY		0-1-0		1-0-0		0-0-0					
1-1-0		0-0-0		0-0-0		NEUTRAL		0-0-0		1-1-0		0-0-0					
9-0-2		0-0-0		0-0-0		CONFERENCE		0-0-0		2-0-1		7-0-1					
6-0-1		0-0-0		0-0-0		HOME		0-0-0		2-0-1		4-0-0					
3-0-1		0-0-0		0-0-0		AWAY		0-0-0		0-0-0		3-0-1					
0-0-0		0-0-0		0-0-0		NEUTRAL		0-0-0		0-0-0		0-0-0					
RPI	S	Opponent		Score		RPI	S	Opponent		Score		RPI	S	Opponent		Score	
10	A	Texas A&M		1	6	33	A	Boston College		0	1	69	H	Iowa		0	0
						50	H	Marquette		0	0	88	H	Washington		2	1
												89	A	Harvard		0	1
												113	H	Loyola (Ill.)		2	2
												113	H	Loyola (Ill.)		2	1
												117	A	Wisconsin		1	0
												122	N	Boston U.		0	1
												133	H	Wright St.		2	0
												145	N	UC Santa Barbara		1	0
												155	A	Butler		5	1
												155	H	Butler		2	1
												199	A	Valparaiso		2	0
												266	H	Indiana St.		3	0
												275	A	Detroit		0	0
												287	A	Green Bay		4	0
												301	H	Cleveland St.		6	0
												301	H	Cleveland St.		1	0
												309	H	Youngstown St.		2	1
LAST 10 GAMES																	
						113	H	Loyola (Ill.)		2	2	301	H	Cleveland St.		6	0
						155	H	Butler		2	1	113	H	Loyola (Ill.)		2	1
						301	H	Cleveland St.		1	0	199	A	Valparaiso		2	0
						10	A	Texas A&M		1	6	309	H	Youngstown St.		2	1
						133	H	Wright St.		2	0	69	H	Iowa		0	0

Non-Div. I Games:

Milwaukee

Average RPI Win: 161		WON-LOST	WINNING	LAST 10	STRENGTH OF		OPP. STRENGTH	TEAM	ADJ	CONF.	ADJ CONF.		
Average RPI Loss: 79		RECORD	PCT. RANK	GAMES	SCHEDULE		OF SCHEDULE	RPI	RPI	RPI	RPI		
DIV. I ONLY		9-9-3	.5	155	3-5-2		52	100	82	.54114	81	7	7
DIV. I NON-CONF.		5-3-0	.625	89	0-0-0		54	154	58	.57014	57	7	7
TOTALS		RPI 1-25	RPI 26-50		W-L RECORDS		RPI 51-100		RPI 101-150		RPI 150+		
9-9-3		0-3-0	1-2-1		OVERALL		0-0-1		3-2-1		5-2-0		
9-2-0		0-1-0	1-0-0		HOME		0-0-0		3-1-0		5-0-0		
0-6-3		0-2-0	0-1-1		AWAY		0-0-1		0-1-1		0-2-0		
0-1-0		0-0-0	0-1-0		NEUTRAL		0-0-0		0-0-0		0-0-0		
5-3-0		0-1-0	0-1-0		NON-CONFERENCE		0-0-0		1-1-0		4-0-0		
5-0-0		0-0-0	0-0-0		HOME		0-0-0		1-0-0		4-0-0		
0-2-0		0-1-0	0-0-		AWAY		0-0-0		0-1-0		0-0-0		
0-1-0		0-0-0	0-1-0		NEUTRAL		0-0-0		0-0-0		0-0-0		
4-6-3		0-2-0	1-1-1		CONFERENCE		0-0-1		2-1-1		1-2-0		
4-2-0		0-1-0	1-0-0		HOME		0-0-0		2-1-0		1-0-0		
0-4-3		0-1-0	0-1-1		AWAY		0-0-1		0-0-1		0-2-0		
0-0-0		0-0-0	0-0-0		NEUTRAL		0-0-0		0-0-0		0-0-0		
RPI	S	Opponent	Score	RPI	S	Opponent	Score	RPI	S	Opponent	Score		
8	A	Notre Dame	0 2	28	A	Connecticut	0 0	70	A	Villanova	0 0		
8	H	Notre Dame	1 3	30	A	Louisville	0 3						
11	A	Stanford	1 4	31	N	Santa Clara	1 2						
				46	H	Georgetown	2 1						
										</			

Non-Div. I Games:

Rutgers

Average RPI Win:	191	WON-LOST RECORD	WINNING PCT. RANK	LAST 10 GAMES	STRENGTH OF SCHEDULE	OPP. STRENGTH OF SCHEDULE	TEAM RPI	ADJ RPI	CONF. RPI	ADJ CONF. RPI	
Average RPI Loss:	123										
DIV. I ONLY	13-3-3	.76316	17	6-2-2	221	142	78	.54103	82	14	14
DIV. I NON-CONF.	4-1-1	.75	33	0-0-0	304	73	168	.48469	169	16	16
<hr/>											
TOTALS	RPI 1-25	RPI 26-50		W-L RECORDS		RPI 51-100		RPI 101-150		RPI 150+	
13-3-3	0-0-0	0-0-0		OVERALL		2-2-1		1-0-0		10-1-2	
7-1-2	0-0-0	0-0-0		HOME		2-1-1		0-0-0		5-0-1	
5-0-1	0-0-0	0-0-0		AWAY		0-0-0		0-0-0		5-0-1	
1-2-0	0-0-0	0-0-0		NEUTRAL		0-1-0		1-0-0		0-1-0	
<hr/>											
4-1-1	0-0-0	0-0-0		NON-CONFERENCE		0-0-0		1-0-0		3-1-1	
2-0-1	0-0-0	0-0-0		HOME		0-0-0		0-0-0		2-0-1	
1-0-0	0-0-0	0-0-		AWAY		0-0-0		0-0-0		1-0-0	
1-1-0	0-0-0	0-0-0		NEUTRAL		0-0-0		1-0-0		0-1-0	
<hr/>											
9-2-2	0-0-0	0-0-0		CONFERENCE		2-2-1		0-0-0		7-0-1	
5-1-1	0-0-0	0-0-0		HOME		2-1-1		0-0-0		3-0-0	
4-0-1	0-0-0	0-0-0		AWAY		0-0-0		0-0-0		4-0-1	
0-1-0	0-0-0	0-0-0		NEUTRAL		0-1-0		0-0-0		0-0-0	
<hr/>											
RPI S	Opponent	Score	RPI S	Opponent	Score	RPI S	Opponent	Score	RPI S	Opponent	Score
						72 H	Denver	1 2	114 N	Mississippi St.	2 1
						92 H	North Texas	1 0	161 A	Eastern Ill.	3 1
						92 N	North Texas	1 3	171 H	UALR	4 0
						96 H	Fla. Atlantic	2 1	175 A	La.-Lafayette	1 1
						99 H	Middle Tenn.	1 1	189 A	South Ala.	3 0
									189 A	South Ala.	1 0
									194 H	Wofford	1 1
									205 N	Tulsa	0 1
									212 H	Morehead St.	2 0
									222 A	La.-Monroe	2 1
									247 H	Florida Int'l	5 0
									252 A	Troy	6 0
									268 H	Eastern Ky.	6 2
									271 H	Arkansas St.	6 0
						<hr/>					
			LAST 10 GAMES								
			92 N	North Texas	1 3	175 A	La.-Lafayette	1 1			
			189 A	South Ala.	3 0	222 A	La.-Monroe	2 1			
			99 H	Middle Tenn.	1 1	171 H	UALR	4 0			
			72 H	Denver	1 2	271 H	Arkansas St.	6 0			
			92 H	North Texas	1 0	189 A	South Ala.	1 0			

Non-Div. I Games: Georgetown (KY) 3 0

Western Ky.

Average RPI Win:	171	WON-LOST RECORD	WINNING PCT. RANK	LAST 10 GAMES	STRENGTH OF SCHEDULE	OPP. STRENGTH OF SCHEDULE	TEAM RPI	ADJ RPI	CONF. RPI	ADJ CONF. RPI		
DIV. I ONLY		10-6-2	.61111	87	5-3-2	112	121	83	.53983	83	13	13
DIV. I NON-CONF.		3-3-0	.5	149	0-0-0	86	103	107	.52902	108	13	13
<hr/>												
TOTALS	RPI 1-25	RPI 26-50		W-L RECORDS		RPI 51-100		RPI 101-150		RPI 150+		
10-6-2	0-0-0	0-3-1		OVERALL		2-1-0		2-1-0		6-1-1		
7-1-0	0-0-0	0-1-0		HOME		2-0-0		1-0-0		4-0-0		
3-4-2	0-0-0	0-1-1		AWAY		0-1-0		1-1-0		2-1-1		
0-1-0	0-0-0	0-1-0		NEUTRAL		0-0-0		0-0-0		0-0-0		
<hr/>												
3-3-0	0-0-0	0-1-0		NON-CONFERENCE		1-1-0		0-1-0		2-0-0		
2-0-0	0-0-0	0-0-0		HOME		1-0-0		0-0-0		1-0-0		
1-3-0	0-0-0	0-0-		AWAY		0-1-0		0-1-0		1-0-0		
0-0-0	0-0-0	0-0-0		NEUTRAL		0-0-0		0-0-0		0-0-0		
<hr/>												
7-3-2	0-0-0	0-2-1		CONFERENCE		1-0-0		2-0-0		4-1-1		
5-1-0	0-0-0	0-1-0		HOME		1-0-0		1-0-0		3-0-0		
2-1-2	0-0-0	0-0-1		AWAY		0-0-0		1-0-0		1-1-1		
0-1-0	0-0-0	0-1-0		NEUTRAL		0-0-0		0-0-0		0-0-0		
<hr/>												
RPI S	Opponent	Score	RPI S	Opponent	Score	RPI S	Opponent	Score	RPI S	Opponent	Score	
			32 A	Ohio St.	2 3	55 A	Penn	0 1	146 A	La Salle	2 0	
			38 H	Charlotte	0 1	66 H	Southeast Mo. St.	3 1	148 A	Nebraska	1 5	
			41 A	Dayton	1 1	76 H	Rhode Island	2 1	149 H	Massachusetts	2 0	
			41 N	Dayton	1 2				156 H	Richmond	2 0	
									180 H	George Washington	1 0	
									200 H	Army	1 0	
									202 A	Temple	1 1	
									207 A	Missouri St.	1 0	
									210 A	Xavier	0 2	
									265 H	St. Bonaventure	2 0	
									269 A	St. Joseph's	3 2	
<hr/>												
			LAST 10 GAMES									
			41 N	Dayton	1 2	41 A	Dayton	1 1				
			38 H	Charlotte	0 1	180 H	George Washington	1 0				
			149 H	Massachusetts	2 0	156 H	Richmond	2 0				
			76 H	Rhode Island	2 1	269 A	St. Joseph's	3 2				
			210 A	Xavier	0 2	202 A	Temple	1 1				

Non-Div. I Games:

St. Louis

Average RPI Win: 196		WON-LOST RECORD		WINNING PCT. RANK		LAST 10 GAMES		STRENGTH OF SCHEDULE		OPP. STRENGTH OF SCHEDULE		TEAM RPI		ADJ RPI		CONF. RPI		ADJ CONF. RPI	
DIV. I ONLY		10-5-5		.625 77		6-2-2		121		136		84		.53943 84		13		13	
DIV. I NON-CONF.		3-3-1		.5 149		0-0-0		186		199		176		.47856 180		13		13	
TOTALS		RPI 1-25		RPI 26-50		W-L RECORDS		RPI 51-100		RPI 101-150		RPI 150+							
10-5-5		0-1-0		0-1-3		OVERALL		1-0-0		3-1-0		6-2-2							
5-2-2		0-0-0		0-0-1		HOME		0-0-0		2-0-0		3-2-1							
5-3-2		0-1-0		0-1-1		AWAY		1-0-0		1-1-0		3-0-1							
0-0-1		0-0-0		0-0-1		NEUTRAL		0-0-0		0-0-0		0-0-0							
3-3-1		0-1-0		0-0-0		NON-CONFERENCE		0-0-0		1-0-0		2-2-1							
1-2-0		0-0-0		0-0-0		HOME		0-0-0		1-0-0		0-2-0							
2-1-1		0-1-0		0-0-		AWAY		0-0-0		0-0-0		2-0-1							
0-0-0		0-0-0		0-0-0		NEUTRAL		0-0-0		0-0-0		0-0-0							
7-2-4		0-0-0		0-1-3		CONFERENCE		1-0-0		2-1-0		4-0-1							
4-0-2		0-0-0		0-0-1		HOME		0-0-0		1-0-0		3-0-1							
3-2-1		0-0-0		0-1-1		AWAY		1-0-0		1-1-0		1-0-0							
0-0-1		0-0-0		0-0-1		NEUTRAL		0-0-0		0-0-0		0-0-0							
RPI S	Opponent	Score		RPI S	Opponent	Score		RPI S	Opponent	Score		RPI S	Opponent	Score					
21 A	Hofstra	0	2	38 A	Charlotte	1	1	76 A	Rhode Island	4	0	116 H	Seton Hall	1	0				
				38 A	Charlotte	2	3					118 A	Duquesne	2	1				
				41 H	Dayton	1	1					146 H	La Salle	2	0				
				41 N	Dayton	1	1					149 A	Massachusetts	0	1				
												156 H	Richmond	0	0				
												159 H	Stony Brook	1	2				
												200 H	Army	1	2				
												202 H	Temple	3	1				
												203 A	Manhattan	1	1				
												210 H	Xavier	3	1				
												262 A	Iona	1	0				
												265 A	St. Bonaventure	1	0				
												269 H	St. Joseph's	2	0				
												293 A	Lafayette	2	1				
				LAST 10 GAMES															
				38 A	Charlotte	2	3	210 H	Xavier	3	1								
				41 N	Dayton	1	1	76 A	Rhode Island	4	0								
				265 A	St. Bonaventure	1	0	149 A	Massachusetts	0	1								
				118 A	Duquesne	2	1	269 H	St. Joseph's	2	0								
				41 H	Dayton	1	1	202 H	Temple	3	1								

Non-Div. I Games:

Fordham

Average RPI Win:		195	WON-LOST RECORD		WINNING PCT. RANK	38	LAST 10 GAMES		156	166	79	.53918	85	18	18
Average RPI Loss:		122							122	76	157	.49368	159	21	21
DIV. I ONLY			13-5-2		.7	38	7-1-2								
DIV. I NON-CONF.			3-4-0		.42857	199	0-0-0								
TOTALS		RPI 1-25	RPI 26-50		W-L RECORDS		RPI 51-100		RPI 101-150		RPI 150+				
13-5-2		0-1-0	0-1-0		OVERALL		2-0-0		2-0-2		9-3-0				
8-1-2		0-0-0	0-0-0		HOME		1-0-0		2-0-2		5-1-0				
5-3-0		0-1-0	0-0-0		AWAY		1-0-0		0-0-0		4-2-0				
0-1-0		0-0-0	0-1-0		NEUTRAL		0-0-0		0-0-0		0-0-0				
3-4-0		0-1-0	0-1-0		NON-CONFERENCE		2-0-0		0-0-0		1-2-0				
2-1-0		0-0-0	0-0-0		HOME		1-0-0		0-0-0		1-1-0				
1-2-0		0-1-0	0-0-		AWAY		1-0-0		0-0-0		0-1-0				
0-1-0		0-0-0	0-1-0		NEUTRAL		0-0-0		0-0-0		0-0-0				
10-1-2		0-0-0	0-0-0		CONFERENCE		0-0-0		2-0-2		8-1-0				
6-0-2		0-0-0	0-0-0		HOME		0-0-0		2-0-2		4-0-0				
4-1-0		0-0-0	0-0-0		AWAY		0-0-0		0-0-0		4-1-0				
0-0-0		0-0-0	0-0-0		NEUTRAL		0-0-0		0-0-0		0-0-0				
RPI S	Opponent	Score		RPI S	Opponent	Score		RPI S	Opponent	Score		RPI S	Opponent	Score	
25 A	Indiana	1	2	26 N	UNC Greensboro	0	1	91 H	Illinois St.	1	0	102 H	Toledo	1	0
								96 A	Fla. Atlantic	2	1	143 H	Bowling Green	0	0
												143 H	Bowling Green	3	2
												147 H	Northern Ill.	0	0
												155 H	Butler	1	2
												161 A	Eastern Ill.	0	1
												208 H	Central Mich.	1	0
												215 A	Miami (Ohio)	2	1
												215 H	Eastern Mich.	2	0
												215 H	Miami (Ohio)	1	0
												230 A	Akron	1	0
												233 A	Ohio	1	0
												237 A	Kent St.	2	1
												242 H	Western Mich.	2	0
												244 A	Buffalo	0	1
												303 H	IPFW	5	1
				LAST 10 GAMES											
				143 H	Bowling Green	0	0	102 H	Toledo	1	0				
				215 H	Miami (Ohio)	1	0	143 H	Bowling Green	3	2				
				215 A	Miami (Ohio)	2	1	242 H	Western Mich.	2	0				
				237 A	Kent St.	2	1	147 H	Northern Ill.	0	0				
				244 A	Buffalo	0	1	230 A	Akron	1	0				

Non-Div. I Games:

Ball St.

Average RPI Win: 179		WON-LOST RECORD		WINNING PCT. RANK		LAST 10 GAMES		STRENGTH OF SCHEDULE		OPP. STRENGTH OF SCHEDULE		TEAM RPI		ADJ RPI		CONF. RPI		ADJ CONF. RPI	
DIV. I ONLY		8-5-4		.58824 105		4-3-2		104		133		85		.53862 86		11		11	
DIV. I NON-CONF.		5-2-3		.65 79		1-0-1		87		184		74		.55925 74		11		11	
TOTALS		RPI 1-25		RPI 26-50		W-L RECORDS		RPI 51-100		RPI 101-150		RPI 150+							
8-5-4		1-1-0		0-0-0		OVERALL		1-2-0		0-1-2		6-1-2							
3-2-2		0-0-0		0-0-0		HOME		1-2-0		0-0-1		2-0-1							
5-2-2		1-1-0		0-0-0		AWAY		0-0-0		0-1-1		4-0-1							
0-1-0		0-0-0		0-0-0		NEUTRAL		0-0-0		0-0-0		0-1-0							
5-2-3		1-1-0		0-0-0		NON-CONFERENCE		0-0-0		0-0-2		4-1-1							
1-0-2		0-0-0		0-0-0		HOME		0-0-0		0-0-1		1-0-1							
4-1-1		1-1-0		0-0-		AWAY		0-0-0		0-0-1		3-0-0							
0-1-0		0-0-0		0-0-0		NEUTRAL		0-0-0		0-0-0		0-1-0							
3-3-1		0-0-0		0-0-0		CONFERENCE		1-2-0		0-1-0		2-0-1							
2-2-0		0-0-0		0-0-0		HOME		1-2-0		0-0-0		1-0-0							
1-1-1		0-0-0		0-0-0		AWAY		0-0-0		0-1-0		1-0-1							
0-0-0		0-0-0		0-0-0		NEUTRAL		0-0-0		0-0-0		0-0-0							
RPI S	Opponent	Score		RPI S	Opponent	Score		RPI S	Opponent	Score		RPI S	Opponent	Score					
21 A	Hofstra	2	1					54 H	Yale	1	2	101 H	St. John's (N.Y.)	1	1				
24 A	California	0	1					55 H	Penn	1	2	110 A	Princeton	0	2				
								89 H	Harvard	2	1	126 A	Marist	2	2				
												151 A	Dartmouth	1	1				
												158 H	Brown	1	0				
												159 H	Stony Brook	0	0				
												183 N	St. Mary's (Cal.)	1	2				
												215 H	Miami (Ohio)	2	0				
												225 A	Long Island	2	0				
												227 A	Cornell	2	1				
												235 A	Fairleigh Dickinson	4	0				
												262 A	Iona	4	0				
LAST 10 GAMES																			
227 A	Cornell	2	1	126 A	Marist	2	2												
89 H	Harvard	2	1	55 H	Penn	1	2												
54 H	Yale	1	2	262 A	Iona	4	0												
151 A	Dartmouth	1	1	158 H	Brown	1	0												
110 A	Princeton	0	2	101 H	St. John's (N.Y.)	1	1												

Non-Div. I Games:

Columbia

UTEP		Through Games Of 2007 Final - 8-4													
Average RPI Win:	184	WON-LOST RECORD	WINNING PCT. RANK		LAST 10 GAMES	STRENGTH OF SCHEDULE	OPP. STRENGTH OF SCHEDULE	TEAM RPI	ADJ RPI	CONF. RPI	ADJ CONF. RPI				
DIV. I ONLY		12-7-2	.61905	83	6-3-1	131	131	88	.53814	87	10	10			
DIV. I NON-CONF.		5-4-1	.55	136	0-0-0	159	217	147	.50051	146	10	10			
<hr/>															
TOTALS		RPI 1-25		RPI 26-50		W-L RECORDS		RPI 51-100		RPI 101-150		RPI 150+			
12-7-2		0-1-0		0-1-0		OVERALL		4-1-2		0-4-0		8-0-0			
7-2-2		0-0-0		0-1-0		HOME		2-0-2		0-1-0		5-0-0			
5-5-0		0-1-0		0-0-0		AWAY		2-1-0		0-3-0		3-0-0			
0-0-0		0-0-0		0-0-0		NEUTRAL		0-0-0		0-0-0		0-0-0			
5-4-1		0-0-0		0-0-0		NON-CONFERENCE		0-1-1		0-3-0		5-0-0			
3-1-1		0-0-0		0-0-0		HOME		0-0-1		0-1-0		3-0-0			
2-3-0		0-0-0		0-0-		AWAY		0-1-0		0-2-0		2-0-0			
0-0-0		0-0-0		0-0-0		NEUTRAL		0-0-0		0-0-0		0-0-0			
7-3-1		0-1-0		0-1-0		CONFERENCE		4-0-1		0-1-0		3-0-0			
4-1-1		0-0-0		0-1-0		HOME		2-0-1		0-0-0		2-0-0			
3-2-0		0-1-0		0-0-0		AWAY		2-0-0		0-1-0		1-0-0			
0-0-0		0-0-0		0-0-0		NEUTRAL		0-0-0		0-0-0		0-0-0			
RPI S	Opponent	Score		RPI S	Opponent	Score		RPI S	Opponent	Score		RPI S	Opponent	Score	
20 A	UCF	2 4		35 H	Memphis	0 1		63 A	Colorado Col.	3 2		128 A	Fresno St.	2 3	
								63 H	Colorado Col.	3 2		130 A	Southern Miss.	1 2	
								71 H	East Carolina	1 1		131 A	Sacramento St.	0 1	
								92 A	North Texas	3 4		150 H	Weber St.	1 2	
								95 H	SMU	1 0		187 H	Alabama A&M	5 0	
								98 H	New Mexico	2 2		195 H	Portland St.	2 0	
								100 A	Rice	1 0		205 H	Tulsa	2 1	
												241 A	Houston	6 0	
												248 H	Idaho	4 1	
												253 H	Marshall	2 1	
												278 A	Sam Houston St.	6 1	
												281 A	Texas St.	2 0	
<hr/>															
				LAST 10 GAMES											
				35 H Memphis				0 1		253 H Marshall				2 1	
				63 H Colorado Col.				3 2		130 A Southern Miss.				1 2	
				100 A Rice				1 0		20 A UCF				2 4	
				241 A Houston				6 0		63 A Colorado Col.				3 2	
				71 H East Carolina				1 1		95 H SMU				1 0	

Non-Div. I Games: St. Mary's (TX) 2 1

UTEP

Average RPI Win: 107		WON-LOST	WINNING	LAST 10	STRENGTH OF	OPP. STRENGTH	TEAM	ADJ	CONF.	ADJ CONF.			
Average RPI Loss: 34		RECORD	PCT. RANK	GAMES	SCHEDULE	OF SCHEDULE	RPI	RPI	RPI	RPI			
DIV. I ONLY		5-13-1	.28947	264	3-6-1	1	42	89	.53699	88	2	2	
DIV. I NON-CONF.		3-7-0	.3	250	1-0-0	5	88	94	.54408	93	2	2	
<hr/>													
TOTALS		RPI 1-25		RPI 26-50		W-L RECORDS		RPI 51-100		RPI 101-150		RPI 150+	
5-13-1		0-6-0		0-4-0		OVERALL		3-3-0		1-0-0		1-0-1	
2-6-1		0-4-0		0-1-0		HOME		1-1-0		0-0-0		1-0-1	
1-7-0		0-2-0		0-3-0		AWAY		0-2-0		1-0-0		0-0-0	
2-0-0		0-0-0		0-0-0		NEUTRAL		2-0-0		0-0-0		0-0-0	
3-7-0		0-2-0		0-2-0		NON-CONFERENCE		2-3-0		0-0-0		1-0-0	
1-3-0		0-2-0		0-0-0		HOME		0-1-0		0-0-0		1-0-0	
0-4-0		0-0-0		0-0-		AWAY		0-2-0		0-0-0		0-0-0	
2-0-0		0-0-0		0-0-0		NEUTRAL		2-0-0		0-0-0		0-0-0	
2-6-1		0-4-0		0-2-0		CONFERENCE		1-0-0		1-0-0		0-0-1	
1-3-1		0-2-0		0-1-0		HOME		1-0-0		0-0-0		0-0-1	
1-3-0		0-2-0		0-1-0		AWAY		0-0-0		1-0-0		0-0-0	
0-0-0		0-0-0		0-0-0		NEUTRAL		0-0-0		0-0-0		0-0-0	
RPI	S	Opponent		Score	RPI	S	Opponent		Score	RPI	S	Opponent	Score
1	H	UCLA		0 3	42	A	Arizona St.		0 3	54	N	Yale	2 1
3	H	Southern California		1 2	44	H	Washington St.		1 2	60	H	Cal St. Fullerton	1 3
6	H	Portland		0 1	45	A	BYU		1 2	61	A	Utah	2 3
11	A	Stanford		0 4	50	A	Marquette		0 2	73	H	Oregon	2 0
14	H	Purdue		1 3						79	N	Kansas	1 0
24	A	California		1 2						80	A	Milwaukee	1 2
<hr/>													
LAST 10 GAMES													
1 H UCLA					0 3	166 H Oregon St.					1 1		
3 H Southern California					1 2	44 H Washington St.					1 2		
24 A California					1 2	105 A Arizona					2 0		
11 A Stanford					0 4	42 A Arizona St.					0 3		
73 H Oregon					2 0	223 H Eastern Wash.					2 1		

Non-Div. I Games:

Washington

Average RPI Win: 168		WON-LOST RECORD		WINNING PCT. RANK		LAST 10 GAMES		STRENGTH OF SCHEDULE		OPP. STRENGTH OF SCHEDULE		TEAM RPI		ADJ RPI		CONF. RPI		ADJ CONF. RPI	
DIV. I ONLY		10-6-1		.61765 85		6-4-0		129		130		86		.53561 89		11		11	
DIV. I NON-CONF.		7-2-1		.75 33		3-0-0		108		179		55		.57208 56		11		11	
TOTALS		RPI 1-25		RPI 26-50		W-L RECORDS		RPI 51-100		RPI 101-150		RPI 150+							
10-6-1		0-0-0		0-1-0		OVERALL		1-3-0		2-1-0		7-1-1							
7-2-0		0-0-0		0-0-0		HOME		1-1-0		2-0-0		4-1-0							
3-3-1		0-0-0		0-1-0		AWAY		0-2-0		0-0-0		3-0-1							
0-1-0		0-0-0		0-0-0		NEUTRAL		0-0-0		0-1-0		0-0-0							
7-2-1		0-0-0		0-1-0		NON-CONFERENCE		1-0-0		1-1-0		5-0-1							
5-0-0		0-0-0		0-0-0		HOME		1-0-0		1-0-0		3-0-0							
2-1-1		0-0-0		0-0-		AWAY		0-0-0		0-0-0		2-0-1							
0-1-0		0-0-0		0-0-0		NEUTRAL		0-0-0		0-1-0		0-0-0							
3-4-0		0-0-0		0-0-0		CONFERENCE		0-3-0		1-0-0		2-1-0							
2-2-0		0-0-0		0-0-0		HOME		0-1-0		1-0-0		1-1-0							
1-2-0		0-0-0		0-0-0		AWAY		0-2-0		0-0-0		1-0-0							
0-0-0		0-0-0		0-0-0		NEUTRAL		0-0-0		0-0-0		0-0-0							
RPI S	Opponent	Score		RPI S	Opponent	Score		RPI S	Opponent	Score		RPI S	Opponent	Score					
				33 A	Boston College	1	2	54 A	Yale	1	2	110 H	Princeton	4	2				
								55 H	Penn	0	1	122 H	Boston U.	1	0				
								80 H	Milwaukee	1	0	129 N	George Mason	1	2				
								86 A	Columbia	1	2	151 H	Dartmouth	1	0				
												158 H	Brown	0	1				
												160 H	Fairfield	1	0				
												169 H	New Hampshire	1	0				
												181 A	Central Conn. St.	4	0				
												196 A	Northeastern	1	0				
												227 A	Cornell	1	0				
												231 A	Hartford	1	1				
												280 H	Vermont	2	0				
LAST 10 GAMES																			
				55 H	Penn	0	1	280 H	Vermont	2	0								
				86 A	Columbia	1	2	227 A	Cornell	1	0								
				151 H	Dartmouth	1	0	160 H	Fairfield	1	0								
				110 H	Princeton	4	2	54 A	Yale	1	2								
				158 H	Brown	0	1	169 H	New Hampshire	1	0								

Non-Div. I Games:

Harvard

Average RPI Win: 145		WON-LOST RECORD	WINNING PCT. RANK	LAST 10 GAMES	STRENGTH OF SCHEDULE	OPP. STRENGTH OF SCHEDULE	TEAM RPI	ADJ RPI	CONF. RPI	ADJ CONF. RPI	
Average RPI Loss: 86											
DIV. I ONLY		9-8-2	.52632 142	5-4-1	96	101	97	.53556 90	10	10	
DIV. I NON-CONF.		4-4-1	.5 149	0-0-0	51	95	90	.54589 90	10	10	
TOTALS		RPI 1-25	RPI 26-50		W-L RECORDS		RPI 51-100		RPI 101-150		RPI 150+
9-8-2	1-0-0	0-2-0		OVERALL		2-3-1		2-3-1		4-0-0	
5-1-0	1-0-0	0-0-0		HOME		2-0-0		1-1-0		1-0-0	
2-5-2	0-0-0	0-2-0		AWAY		0-2-1		0-1-1		2-0-0	
2-2-0	0-0-0	0-0-0		NEUTRAL		0-1-0		1-1-0		1-0-0	
4-4-1	0-0-0	0-1-0		NON-CONFERENCE		1-1-0		2-2-1		1-0-0	
2-0-0	0-0-0	0-0-0		HOME		1-0-0		1-0-0		0-0-0	
0-3-1	0-0-0	0-0-		AWAY		0-1-0		0-1-1		0-0-0	
2-1-0	0-0-0	0-0-0		NEUTRAL		0-0-0		1-1-0		1-0-0	
5-4-1	1-0-0	0-1-0		CONFERENCE		1-2-1		0-1-0		3-0-0	
3-1-0	1-0-0	0-0-0		HOME		1-0-0		0-1-0		1-0-0	
2-2-1	0-0-0	0-1-0		AWAY		0-1-1		0-0-0		2-0-0	
0-1-0	0-0-0	0-0-0		NEUTRAL		0-1-0		0-0-0		0-0-0	
RPI S	Opponent	Score		RPI S	Opponent	Score		RPI S	Opponent	Score	
20 H	UCF	2 0		35 A	Memphis	1 2		57 A	Kennesaw St.	0 1	
				43 A	Samford	1 2		64 H	Mississippi	1 0	
								71 A	East Carolina	0 0	
								95 H	SMU	3 1	
								100 A	Rice	1 2	
								100 N	Rice	0 1	

Non-Div. I Games:

UAB

Average RPI Win:	207	WON-LOST	WINNING	LAST 10	STRENGTH OF	OPP. STRENGTH	TEAM	ADJ	CONF.	ADJ CONF.							
Average RPI Loss:	85	RECORD	PCT. RANK	GAMES	SCHEDULE	OF SCHEDULE	RPI	RPI	RPI	RPI							
DIV. I ONLY	10-4-4	.66667	49	6-1-3	166	155	90	.53451	91	16	16						
DIV. I NON-CONF.	5-4-1	.55	136	1-1-0	146	136	127	.5141	127	15	15						
<hr/>																	
TOTALS	RPI 1-25	RPI 26-50		W-L RECORDS		RPI 51-100		RPI 101-150		RPI 150+							
10-4-4	0-0-0	0-0-0		OVERALL		1-3-1		0-1-2		9-0-1							
5-1-1	0-0-0	0-0-0		HOME		1-1-0		0-0-1		4-0-0							
4-3-2	0-0-0	0-0-0		AWAY		0-2-0		0-1-1		4-0-1							
1-0-1	0-0-0	0-0-0		NEUTRAL		0-0-1		0-0-0		1-0-0							
<hr/>																	
5-4-1	0-0-0	0-0-0		NON-CONFERENCE		0-3-0		0-1-1		5-0-0							
3-1-0	0-0-0	0-0-0		HOME		0-1-0		0-0-0		3-0-0							
2-3-1	0-0-0	0-0-		AWAY		0-2-0		0-1-1		2-0-0							
0-0-0	0-0-0	0-0-0		NEUTRAL		0-0-0		0-0-0		0-0-0							
<hr/>																	
5-0-3	0-0-0	0-0-0		CONFERENCE		1-0-1		0-0-1		4-0-1							
2-0-1	0-0-0	0-0-0		HOME		1-0-0		0-0-1		1-0-0							
2-0-1	0-0-0	0-0-0		AWAY		0-0-0		0-0-0		2-0-1							
1-0-1	0-0-0	0-0-0		NEUTRAL		0-0-1		0-0-0		1-0-0							
<hr/>																	
RPI S	Opponent	Score	RPI S	Opponent	Score	RPI S	Opponent	Score	RPI S	Opponent	Score						
						68 A	Western Ill.	0 1	104 A	Oakland	2 2						
						73 H	Oregon	1 5	113 A	Loyola (Ill.)	1 2						
						85 A	Ball St.	0 1	121 H	Evansville	1 1						
						97 H	Creighton	2 1	161 A	Eastern Ill.	1 0						
						97 N	Creighton	1 1	186 H	Drake	2 1						
									186 N	Drake	3 2						
									199 A	Valparaiso	2 1						
									207 A	Missouri St.	0 0						
									208 H	Central Mich.	3 0						
									212 H	Morehead St.	4 0						
									266 A	Indiana St.	2 0						
									267 A	UNI	3 0						
									287 H	Green Bay	2 0						
						<hr/>											
									LAST 10 GAMES								
			97 N	Creighton	1 1	121 H	Evansville	1 1									
			186 N	Drake	3 2	97 H	Creighton	2 1									
			161 A	Eastern Ill.	1 0	267 A	UNI	3 0									
			186 H	Drake	2 1	113 A	Loyola (Ill.)	1 2									
			207 A	Missouri St.	0 0	266 A	Indiana St.	2 0									

Non-Div. I Games:

Illinois St.

Average RPI Win:	202	WON-LOST	WINNING	LAST 10	STRENGTH OF	OPP. STRENGTH	TEAM	ADJ	CONF.	ADJ CONF.	
Average RPI Loss:	96	RECORD	PCT. RANK	GAMES	SCHEDULE	OF SCHEDULE	RPI	RPI	RPI	RPI	
DIV. I ONLY	14-8-0	.63636	73	4-6-0	133	183	92	.53419	92	14	14
DIV. I NON-CONF.	5-3-0	.625	89	0-1-0	201	218	141	.50562	139	16	16
<hr/>											
TOTALS	RPI 1-25	RPI 26-50		W-L RECORDS		RPI 51-100		RPI 101-150		RPI 150+	
14-8-0	0-0-0	0-0-0		OVERALL		3-6-0		0-1-0		11-1-0	
7-1-0	0-0-0	0-0-0		HOME		1-1-0		0-0-0		6-0-0	
4-5-0	0-0-0	0-0-0		AWAY		1-3-0		0-1-0		3-1-0	
3-2-0	0-0-0	0-0-0		NEUTRAL		1-2-0		0-0-0		2-0-0	
<hr/>											
5-3-0	0-0-0	0-0-0		NON-CONFERENCE		1-2-0		0-1-0		4-0-0	
3-0-0	0-0-0	0-0-0		HOME		1-0-0		0-0-0		2-0-0	
1-2-0	0-0-0	0-0-		AWAY		0-1-0		0-1-0		1-0-0	
1-1-0	0-0-0	0-0-0		NEUTRAL		0-1-0		0-0-0		1-0-0	
<hr/>											
9-5-0	0-0-0	0-0-0		CONFERENCE		2-4-0		0-0-0		7-1-0	
4-1-0	0-0-0	0-0-0		HOME		0-1-0		0-0-0		4-0-0	
3-3-0	0-0-0	0-0-0		AWAY		1-2-0		0-0-0		2-1-0	
2-1-0	0-0-0	0-0-0		NEUTRAL		1-1-0		0-0-0		1-0-0	
<hr/>											
RPI S	Opponent	Score	RPI S	Opponent	Score	RPI S	Opponent	Score	RPI S	Opponent	Score
						61 N	Long Beach St.	0 5	115 A	Oklahoma	0 1
						72 H	Denver	2 3	171 A	UALR	1 3
						72 N	Denver	0 2	175 H	La.-Lafayette	4 0
						82 A	Western Ky.	0 1	175 N	La.-Lafayette	3 1
						82 N	Western Ky.	3 1	189 H	South Ala.	2 0
						87 H	UTEP	4 3	191 A	Northwestern St.	2 1
						95 A	SMU	1 2	222 H	La.-Monroe	7 0
						96 A	Fla. Atlantic	1 0	247 A	Florida Int'l	4 2
						99 A	Middle Tenn.	1 2	252 H	Troy	3 0
									261 H	Grambling	4 0
									271 A	Arkansas St.	2 1
									281 H	Texas St.	5 0
									305 N	Lamar	8 0
						<hr/>					
			LAST 10 GAMES								
			72 N	Denver	0 2	99 A	Middle Tenn.	1 2			
			82 N	Western Ky.	3 1	82 A	Western Ky.	0 1			
			175 N	La.-Lafayette	3 1	171 A	UALR	1 3			
			95 A	SMU	1 2	271 A	Arkansas St.	2 1			
			72 H	Denver	2 3	189 H	South Ala.	2 0			

Non-Div. I Games: Texas Woman's 2 0

North Texas

Average RPI Win:		169	WON-LOST	WINNING	LAST 10	STRENGTH OF		OPP. STRENGTH	TEAM	ADJ	CONF.	ADJ CONF.
Average RPI Loss:		63	RECORD	PCT. RANK	GAMES	SCHEDULE		OF SCHEDULE	RPI	RPI	RPI	RPI
DIV. I ONLY		9-8-2		.52632	142	5-4-1		69	107	87	.53386	93
DIV. I NON-CONF.		4-2-1		.64286	82	0-0-0		77	175	67	.56149	72
TOTALS		RPI 1-25		RPI 26-50		W-L RECORDS		RPI 51-100		RPI 101-150		RPI 150+
9-8-2		0-2-0		0-2-0		OVERALL		0-3-0		4-0-1		5-1-1
5-3-2		0-1-0		0-2-0		HOME		0-0-0		3-0-1		2-0-1
2-5-0		0-1-0		0-0-0		AWAY		0-3-0		1-0-0		1-1-0
2-0-0		0-0-0		0-0-0		NEUTRAL		0-0-0		0-0-0		2-0-0
4-2-1		0-0-0		0-1-0		NON-CONFERENCE		0-1-0		1-0-0		3-0-1
2-1-1		0-0-0		0-1-0		HOME		0-0-0		1-0-0		1-0-1
0-1-0		0-0-0		0-0-		AWAY		0-1-0		0-0-0		0-0-0
2-0-0		0-0-0		0-0-0		NEUTRAL		0-0-0		0-0-0		2-0-0
5-6-1		0-2-0		0-1-0		CONFERENCE		0-2-0		3-0-1		2-1-0
3-2-1		0-1-0		0-1-0		HOME		0-0-0		2-0-1		1-0-0
2-4-0		0-1-0		0-0-0		AWAY		0-2-0		1-0-0		1-1-0
0-0-0		0-0-0		0-0-0		NEUTRAL		0-0-0		0-0-0		0-0-0
RPI S	Opponent	Score	RPI S	Opponent	Score	RPI S	Opponent	Score	RPI S	Opponent	Score	
18 A	James Madison	0 2	27 H	William & Mary	0 1	59 A	VCU	0 2	107 H	Georgia St.	2 2	
21 H	Hofstra	0 2	38 H	Charlotte	0 1	59 A	VCU	1 3	123 H	Col. of Charleston	2 0	
						71 A	East Carolina	0 2	129 H	George Mason	1 0	
									139 H	Towson	2 0	
									140 A	Old Dominion	5 1	
									154 A	Delaware	3 2	
									177 H	Appalachian St.	0 0	
									188 N	Francis Marion	5 3	
									196 H	Northeastern	3 0	
									211 N	Jacksonville	4 0	
									213 A	Drexel	0 2	
									243 H	Gardner-Webb	5 1	
LAST 10 GAMES												
59 A	VCU	1 3	154 A	Delaware	3 2							
107 H	Georgia St.	2 0	21 H	Hofstra	0 2							
27 H	William & Mary	0 1	196 H	Northeastern	3 0							
140 A	Old Dominion	5 1	139 H	Towson	2 0							
213 A	Drexel	0 2	129 H	George Mason	1 0							

Non-Div. I Games:

UNC Wilmington

Average RPI Win: 167		WON-LOST	WINNING	LAST 10	STRENGTH OF		OPP. STRENGTH	TEAM	ADJ	CONF.	ADJ CONF.
Average RPI Loss: 41		RECORD	PCT. RANK	GAMES	SCHEDULE		OF SCHEDULE	RPI	RPI	RPI	RPI
DIV. I ONLY		9-10-1	.475	169	2-8-0		56	92	94	.53298	94
DIV. I NON-CONF.		7-2-0	.77778	22	0-0-0		73	232	41	.59207	42
TOTALS		RPI 1-25	RPI 26-50		W-L RECORDS		RPI 51-100		RPI 101-150		RPI 150+
9-10-1	0-4-0	0-3-0		OVERALL		2-2-0		3-1-1		4-0-0	
6-5-1	0-1-0	0-3-0		HOME		2-1-0		1-0-1		3-0-0	
3-5-0	0-3-0	0-0-0		AWAY		0-1-0		2-1-0		1-0-0	
0-0-0	0-0-0	0-0-0		NEUTRAL		0-0-0		0-0-0		0-0-0	
7-2-0	0-0-0	0-1-0		NON-CONFERENCE		1-1-0		3-0-0		3-0-0	
4-2-0	0-0-0	0-1-0		HOME		1-1-0		1-0-0		2-0-0	
3-0-0	0-0-0	0-0-0		AWAY		0-0-0		2-0-0		1-0-0	
0-0-0	0-0-0	0-0-0		NEUTRAL		0-0-0		0-0-0		0-0-0	
2-8-1	0-4-0	0-2-0		CONFERENCE		1-1-0		0-1-1		1-0-0	
2-3-1	0-1-0	0-2-0		HOME		1-0-0		0-0-1		1-0-0	
0-5-0	0-3-0	0-0-0		AWAY		0-1-0		0-1-0		0-0-0	
0-0-0	0-0-0	0-0-0		NEUTRAL		0-0-0		0-0-0		0-0-0	
RPI S	Opponent	Score	RPI S	Opponent	Score	RPI S	Opponent	Score	RPI S	Opponent	Score
9 H	Tennessee	1 2	34 H	LSU	1 2	52 H	Kentucky	2 1	109 A	Mercer	1 0
13 A	Florida	1 5	35 H	Memphis	0 2	57 H	Kennesaw St.	2 3	114 A	Mississippi St.	1 3
15 A	Georgia	1 3	48 H	Auburn	0 1	64 A	Mississippi	0 3	118 A	Duquesne	1 0
22 A	South Carolina	0 2				99 H	Middle Tenn.	2 1	130 H	Southern Miss.	3 0
									137 H	Vanderbilt	1 1
									185 H	Arkansas	2 0
									238 H	Mississippi Val.	5 0
									263 A	Robert Morris	3 1
									313 H	Alabama St.	9 0
LAST 10 GAMES											
48 H	Auburn	0 1	34 H	LSU	1 2						
15 A	Georgia	1 3	185 H	Arkansas	2 0						
9 H	Tennessee	1 2	64 A	Mississippi	0 3						
13 A	Florida	1 5	114 A	Mississippi St.	1 3						
22 A	South Carolina	0 2	52 H	Kentucky	2 1						

Non-Div. I Games:

Alabama

SMU		Average RPI Win:	158	WON-LOST RECORD	WINNING PCT. RANK	LAST 10 GAMES	STRENGTH OF SCHEDULE	OPP. STRENGTH OF SCHEDULE	TEAM RPI	ADJ RPI	CONF. RPI	ADJ CONF. RPI
DIV. I ONLY		9-7-1	.55882	118	5-5-0	117	86	98	.53233	95	10	10
DIV. I NON-CONF.		5-2-1	.6875	61	1-0-0	133	87	77	.5559	79	10	10
TOTALS		RPI 1-25	RPI 26-50		W-L RECORDS		RPI 51-100		RPI 101-150		RPI 150+	
9-7-1		0-1-0	0-3-0		OVERALL		4-2-0		1-1-1		4-0-0	
7-3-1		0-1-0	0-1-0		HOME		2-0-0		1-1-1		4-0-0	
2-4-0		0-0-0	0-2-0		AWAY		2-2-0		0-0-0		0-0-0	
0-0-0		0-0-0	0-0-0		NEUTRAL		0-0-0		0-0-0		0-0-0	
5-2-1		0-0-0	0-2-0		NON-CONFERENCE		2-0-0		1-0-1		2-0-0	
4-1-1		0-0-0	0-1-0		HOME		1-0-0		1-0-1		2-0-0	
1-1-0		0-0-0	0-0-		AWAY		1-0-0		0-0-0		0-0-0	
0-0-0		0-0-0	0-0-0		NEUTRAL		0-0-0		0-0-0		0-0-0	
4-5-0		0-1-0	0-1-0		CONFERENCE		2-2-0		0-1-0		2-0-0	
3-2-0		0-1-0	0-0-0		HOME		1-0-0		0-1-0		2-0-0	
1-3-0		0-0-0	0-1-0		AWAY		1-2-0		0-0-0		0-0-0	
0-0-0		0-0-0	0-0-0		NEUTRAL		0-0-0		0-0-0		0-0-0	
RPI S	Opponent	Score	RPI S	Opponent	Score	RPI S	Opponent	Score	RPI S	Opponent	Score	
20 H	UCF	0 5	35 A	Memphis	1 3	63 A	Colorado Col.	2 1	112 H	Texas Tech	0 0	
			37 A	Oklahoma St.	0 2	79 A	Kansas	2 0	130 H	Southern Miss.	0 1	
			42 H	Arizona St.	1 4	87 A	UTEP	0 1	142 H	TCU	4 3	
						90 A	UAB	1 3	205 H	Tulsa	1 0	
						92 H	North Texas	2 1	218 H	UTSA	2 1	
						100 H	Rice	2 0	241 H	Houston	2 0	
									278 H	Sam Houston St.	4 0	
LAST 10 GAMES												
			92 H	North Texas	2 1	90 A	UAB	1 3				
			205 H	Tulsa	1 0	20 H	UCF	0 5				
			241 H	Houston	2 0	130 H	Southern Miss.	0 1				
			100 H	Rice	2 0	87 A	UTEP	0 1				
			35 A	Memphis	1 3	63 A	Colorado Col.	2 1				

Non-Div. I Games:

SMU

Average RPI Win:	162	WON-LOST	WINNING	LAST 10	STRENGTH OF	OPP. STRENGTH	TEAM	ADJ	CONF.	ADJ CONF.			
Average RPI Loss:	122	RECORD	PCT. RANK	GAMES	SCHEDULE	OF SCHEDULE	RPI	RPI	RPI	RPI			
DIV. I ONLY	9-7-3	.55263	122	5-3-2	94	127	93	.53093	96	14	14		
DIV. I NON-CONF.	3-3-1	.5	149	0-0-0	63	48	84	.54692	87	16	16		
<hr/>													
TOTALS	RPI 1-25	RPI 26-50		W-L RECORDS	RPI 51-100		RPI 101-150		RPI 150+				
9-7-3	0-0-1	0-0-0		OVERALL	2-4-1		3-1-0		4-2-1				
4-5-0	0-0-0	0-0-0		HOME	1-3-0		1-0-0		2-2-0				
4-1-2	0-0-1	0-0-0		AWAY	1-1-0		1-0-0		2-0-1				
1-1-1	0-0-0	0-0-0		NEUTRAL	0-0-1		1-1-0		0-0-0				
<hr/>													
3-3-1	0-0-1	0-0-0		NON-CONFERENCE	0-2-0		3-1-0		0-0-0				
1-2-0	0-0-0	0-0-0		HOME	0-2-0		1-0-0		0-0-0				
1-0-1	0-0-1	0-0-		AWAY	0-0-0		1-0-0		0-0-0				
1-1-0	0-0-0	0-0-0		NEUTRAL	0-0-0		1-1-0		0-0-0				
<hr/>													
6-4-2	0-0-0	0-0-0		CONFERENCE	2-2-1		0-0-0		4-2-1				
3-3-0	0-0-0	0-0-0		HOME	1-1-0		0-0-0		2-2-0				
3-1-1	0-0-0	0-0-0		AWAY	1-1-0		0-0-0		2-0-1				
0-0-1	0-0-0	0-0-0		NEUTRAL	0-0-1		0-0-0		0-0-0				
<hr/>													
RPI S	Opponent	Score	RPI S	Opponent	Score	RPI S	Opponent	Score	RPI S	Opponent	Score		
13 A	Florida	0 0				51 H	Northwestern	1 2	102 N	Toledo	2 0		
						72 H	Denver	1 0	106 A	San Diego St.	1 0		
						72 N	Denver	0 0	136 H	South Fla.	1 0		
						82 A	Western Ky.	1 2	144 N	UC Riverside	2 3		
						85 H	Ball St.	1 2	171 H	UALR	4 0		
						92 H	North Texas	0 1	175 H	La.-Lafayette	1 2		
						99 A	Middle Tenn.	2 1	189 A	South Ala.	1 1		
									222 H	La.-Monroe	0 1		
									247 A	Florida Int'l	2 0		
									252 A	Troy	3 0		
									271 H	Arkansas St.	5 0		
<hr/>													
LAST 10 GAMES													
72 N Denver						0	0	189 A South Ala.				1	1
247 A Florida Int'l						2	0	222 H La.-Monroe				0	1
271 H Arkansas St.						5	0	175 H La.-Lafayette				1	2
171 H UALR						4	0	92 H North Texas				0	1
252 A Troy						3	0	72 H Denver				1	0

Non-Div. I Games:

Fla. Atlantic

Average RPI Win:	180	WON-LOST RECORD	WINNING PCT. RANK	LAST 10 GAMES	STRENGTH OF SCHEDULE	OPP. STRENGTH OF SCHEDULE	TEAM RPI	ADJ RPI	CONF. RPI	ADJ CONF. RPI		
DIV. I ONLY		10-8-2	.55	127	6-3-1	86	153	95	.52997	97	16	16
DIV. I NON-CONF.		5-6-0	.45455	174	1-1-0	56	91	103	.53094	104	15	15
<hr/>												
TOTALS	RPI 1-25	RPI 26-50		W-L RECORDS		RPI 51-100		RPI 101-150		RPI 150+		
10-8-2	0-1-0	0-1-0		OVERALL		1-2-1		3-3-0		6-1-1		
6-2-1	0-0-0	0-0-0		HOME		1-1-0		1-1-0		4-0-1		
4-5-0	0-0-0	0-1-0		AWAY		0-1-0		2-2-0		2-1-0		
0-1-1	0-1-0	0-0-0		NEUTRAL		0-0-1		0-0-0		0-0-0		
5-6-0	0-1-0	0-1-0		NON-CONFERENCE		1-1-0		2-2-0		2-1-0		
3-2-0	0-0-0	0-0-0		HOME		1-1-0		1-1-0		1-0-0		
2-3-0	0-0-0	0-0-		AWAY		0-0-0		1-1-0		1-1-0		
0-1-0	0-1-0	0-0-0		NEUTRAL		0-0-0		0-0-0		0-0-0		
5-2-2	0-0-0	0-0-0		CONFERENCE		0-1-1		1-1-0		4-0-1		
3-0-1	0-0-0	0-0-0		HOME		0-0-0		0-0-0		3-0-1		
2-2-0	0-0-0	0-0-0		AWAY		0-1-0		1-1-0		1-0-0		
0-0-1	0-0-0	0-0-0		NEUTRAL		0-0-1		0-0-0		0-0-0		
<hr/>												
RPI S	Opponent	Score	RPI S	Opponent	Score	RPI S	Opponent	Score	RPI S	Opponent	Score	
3 N	Southern California	0 3	42 A	Arizona St.	0 4	68 H	Western Ill.	1 0	105 A	Arizona	0 2	
						69 H	Iowa	0 1	106 H	San Diego St.	0 2	
						91 A	Illinois St.	1 2	120 A	Stephen F. Austin	1 0	
						91 N	Illinois St.	1 1	121 A	Evansville	0 1	
									121 A	Evansville	3 1	
									150 H	Weber St.	2 0	
									174 A	South Dakota St.	2 1	
									184 H	Northern Colo.	2 1	
									186 A	Drake	2 1	
									207 H	Missouri St.	0 0	
									224 A	North Dakota St.	2 3	
									266 H	Indiana St.	4 0	
									267 H	UNI	2 1	
									267 H	UNI	2 0	
LAST 10 GAMES												
3 N	Southern California	0 3	121 A	Evansville	0 1							
91 N	Illinois St.	1 1	68 H	Western Ill.	1 0							
121 A	Evansville	3 1	266 H	Indiana St.	4 0							
267 H	UNI	2 0	91 A	Illinois St.	1 2							
267 H	UNI	2 1	186 A	Drake	2 1							

Non-Div. I Games:	South Dakota	3	0
--------------------------	---------------------	----------	----------

Creighton

Average RPI Win: 194		WON-LOST RECORD		WINNING PCT. RANK		LAST 10 GAMES		STRENGTH OF SCHEDULE		OPP. STRENGTH OF SCHEDULE		TEAM RPI		ADJ RPI		CONF. RPI		ADJ CONF. RPI	
DIV. I ONLY		8-5-4		.58824 105		4-3-3		141		104		102		.52951 98		9		9	
DIV. I NON-CONF.		6-2-2		.7 57		2-0-1		165		117		85		.54836 85		9		9	
TOTALS		RPI 1-25		RPI 26-50		W-L RECORDS		RPI 51-100		RPI 101-150		RPI 150+							
8-5-4		0-0-0		1-3-1		OVERALL		0-0-2		1-2-1		6-0-0							
5-2-0		0-0-0		1-1-0		HOME		0-0-0		1-1-0		3-0-0							
2-2-2		0-0-0		0-2-0		AWAY		0-0-2		0-0-0		2-0-0							
1-1-2		0-0-0		0-0-1		NEUTRAL		0-0-0		0-1-1		1-0-0							
6-2-2		0-0-0		1-1-1		NON-CONFERENCE		0-0-1		0-1-0		5-0-0							
3-0-0		0-0-0		1-0-0		HOME		0-0-0		0-0-0		2-0-0							
2-1-1		0-0-0		0-0-		AWAY		0-0-1		0-0-0		2-0-0							
1-1-1		0-0-0		0-0-1		NEUTRAL		0-0-0		0-1-0		1-0-0							
2-3-2		0-0-0		0-2-0		CONFERENCE		0-0-1		1-1-1		1-0-0							
2-2-0		0-0-0		0-1-0		HOME		0-0-0		1-1-0		1-0-0							
0-1-1		0-0-0		0-1-0		AWAY		0-0-1		0-0-0		0-0-0							
0-0-1		0-0-0		0-0-0		NEUTRAL		0-0-0		0-0-1		0-0-0							
RPI	S	Opponent		Score		RPI	S	Opponent		Score		RPI	S	Opponent		Score			
		37	A	Oklahoma St.	1	2	61	A	Utah	0	0	105	N	Arizona	1	4			
		40	N	Colorado	0	0	87	A	UTEP	2	2	106	N	San Diego St.	0	0			
		42	H	Arizona St.	1	0						108	H	Wyoming	1	0			
		45	A	BYU	0	1						142	H	TCU	0	1			
		49	H	UNLV	1	2						205	A	Tulsa	2	0			
												224	N	North Dakota St.	2	1			
												225	H	Long Island	2	0			
												228	H	Air Force	1	0			
												239	A	Northern Ariz.	1	0			
												283	H	Utah Valley	3	1			
LAST 10 GAMES																			
		228	H	Air Force	1	0	142	H	TCU	0	1								
		45	A	BYU	0	1	108	H	Wyoming	1	0								
		106	N	San Diego St.	0	0	239	A	Northern Ariz.	1	0								
		61	A	Utah	0	0	42	H	Arizona St.	1	0								
		49	H	UNLV	1	2	87	A	UTEP	2	2								

Non-Div. I Games:

New Mexico

Average RPI Win:	174	WON-LOST RECORD	WINNING PCT. RANK	LAST 10 GAMES	STRENGTH OF SCHEDULE	OPP. STRENGTH OF SCHEDULE	TEAM RPI	ADJ RPI	CONF. RPI	ADJ CONF. RPI	
DIV. I ONLY	10-5-5	.625	77	6-1-3	148	141	99	.52941	99	14	14
DIV. I NON-CONF.	3-3-2	.5	149	0-0-0	157	83	146	.50163	145	16	16
<hr/>											
TOTALS	RPI 1-25	RPI 26-50		W-L RECORDS		RPI 51-100		RPI 101-150		RPI 150+	
10-5-5	0-0-0	0-0-0		OVERALL		2-3-1		1-1-1		7-1-3	
6-1-1	0-0-0	0-0-0		HOME		2-1-0		1-0-0		3-0-1	
4-3-3	0-0-0	0-0-0		AWAY		0-1-1		0-1-1		4-1-1	
0-1-1	0-0-0	0-0-0		NEUTRAL		0-1-0		0-0-0		0-0-1	
<hr/>											
3-3-2	0-0-0	0-0-0		NON-CONFERENCE		0-2-0		1-1-1		2-0-1	
2-0-0	0-0-0	0-0-0		HOME		0-0-0		1-0-0		1-0-0	
1-2-2	0-0-0	0-0-		AWAY		0-1-0		0-1-1		1-0-1	
0-1-0	0-0-0	0-0-0		NEUTRAL		0-1-0		0-0-0		0-0-0	
<hr/>											
7-2-3	0-0-0	0-0-0		CONFERENCE		2-1-1		0-0-0		5-1-2	
4-1-1	0-0-0	0-0-0		HOME		2-1-0		0-0-0		2-0-1	
3-1-1	0-0-0	0-0-0		AWAY		0-0-1		0-0-0		3-1-0	
0-0-1	0-0-0	0-0-0		NEUTRAL		0-0-0		0-0-0		0-0-1	
<hr/>											
RPI S	Opponent	Score	RPI S	Opponent	Score	RPI S	Opponent	Score	RPI S	Opponent	Score
						61 N	Long Beach St.	1 5	114 H	Mississippi St.	5 4
						72 H	Denver	1 0	115 A	Oklahoma	0 0
						82 A	Western Ky.	1 1	141 A	Belmont	0 1
						92 H	North Texas	2 1	162 A	East Tenn. St.	1 1
						94 A	Alabama	1 2	171 H	UALR	3 1
						96 H	Fla. Atlantic	1 2	171 N	UALR	0 0
									175 A	La.-Lafayette	3 1
									187 A	Alabama A&M	2 0
									189 A	South Ala.	1 2
									205 H	Tulsa	3 1
									222 A	La.-Monroe	1 0
									247 H	Florida Int'l	3 0
									252 A	Troy	4 0
									271 H	Arkansas St.	0 0
<hr/>											
			LAST 10 GAMES								
			171 N	UALR	0 0	175 A	La.-Lafayette	3 1			
			82 A	Western Ky.	1 1	271 H	Arkansas St.	0 0			
			92 H	North Texas	2 1	171 H	UALR	3 1			
			72 H	Denver	1 0	252 A	Troy	4 0			
			222 A	La.-Monroe	1 0	189 A	South Ala.	1 2			

Non-Div. I Games:

Middle Tenn.

Average RPI Win:	192	WON-LOST RECORD	WINNING PCT. RANK	LAST 10 GAMES	STRENGTH OF SCHEDULE	OPP. STRENGTH OF SCHEDULE	TEAM RPI	ADJ RPI	CONF. RPI	ADJ CONF. RPI					
DIV. I ONLY		11-5-3	.65789	56	5-4-1	215	87	104	.52868	101	7	7			
DIV. I NON-CONF.		5-0-2	.85714	9	0-0-0	277	187	110	.52701	110	7	7			
<hr/>															
TOTALS	RPI 1-25	RPI 26-50		W-L RECORDS		RPI 51-100		RPI 101-150		RPI 150+					
11-5-3	0-2-0	1-1-0		OVERALL		0-1-2		2-1-0		8-0-1					
8-1-1	0-1-0	1-0-0		HOME		0-0-1		1-0-0		6-0-0					
2-4-1	0-1-0	0-1-0		AWAY		0-1-1		1-1-0		1-0-0					
1-0-1	0-0-0	0-0-0		NEUTRAL		0-0-0		0-0-0		1-0-1					
5-0-2	0-0-0	0-0-0		NON-CONFERENCE		0-0-1		0-0-0		5-0-1					
3-0-0	0-0-0	0-0-0		HOME		0-0-0		0-0-0		3-0-0					
1-0-1	0-0-0	0-0-		AWAY		0-0-1		0-0-0		1-0-0					
1-0-1	0-0-0	0-0-0		NEUTRAL		0-0-0		0-0-0		1-0-1					
6-5-1	0-2-0	1-1-0		CONFERENCE		0-1-1		2-1-0		3-0-0					
5-1-1	0-1-0	1-0-0		HOME		0-0-1		1-0-0		3-0-0					
1-4-0	0-1-0	0-1-0		AWAY		0-1-0		1-1-0		0-0-0					
0-0-0	0-0-0	0-0-0		NEUTRAL		0-0-0		0-0-0		0-0-0					
<hr/>															
RPI	S	Opponent	Score	RPI	S	Opponent	Score	RPI	S	Opponent	Score				
7	A	West Virginia	0 2	28	H	Connecticut	1 0	81	A	Rutgers	0 1	116	A	Seton Hall	2 0
8	H	Notre Dame	0 3	50	A	Marquette	0 1	81	H	Rutgers	0 0	134	H	Syracuse	1 0
								86	A	Columbia	1 1	136	A	South Fla.	2 4
												193	H	Pittsburgh	4 1
												198	N	Maine	0 0
												209	H	DePaul	1 0
												215	H	Miami (Ohio)	2 1
												227	H	Cornell	4 0
												229	H	Providence	2 1
												235	H	Fairleigh Dickinson	3 1
												251	A	Sacred Heart	2 1
												280	N	Vermont	2 0
<hr/>															
				LAST 10 GAMES											
				81 H Rutgers				0 0	136 A South Fla.				2 4		
				229 H Providence				2 1	50 A Marquette				0 1		
				28 H Connecticut				1 0	8 H Notre Dame				0 3		
				116 A Seton Hall				2 0	209 H DePaul				1 0		
				81 A Rutgers				0 1	193 H Pittsburgh				4 1		

Non-Div. I Games:

St. John's (N.Y.)

T
o
l
e
d
o

Toledo					Through Games Of 2007 Final - 8-4														
Average RPI Win: 217		WON-LOST RECORD	WINNING PCT. RANK	LAST 10 GAMES	STRENGTH OF SCHEDULE	OPP. STRENGTH OF SCHEDULE	TEAM RPI	ADJ RPI		CONF. RPI	ADJ CONF. RPI								
Average RPI Loss: 122																			
DIV. I ONLY		14-6-3	.67391	46	4-4-2	165	206	96	.52822	102	18	18							
DIV. I NON-CONF.		5-3-1	.61111	99	0-1-0	152	181	118	.52104	117	21	21							

TOTALS		RPI 1-25		RPI 26-50		W-L RECORDS		RPI 51-100		RPI 101-150		RPI 150+							
14-6-3	0-1-0			0-0-0		OVERALL		0-2-0		2-2-3		12-1-0							
9-1-0	0-0-0			0-0-0		HOME		0-0-0		2-1-0		7-0-0							
5-2-1	0-0-0			0-0-0		AWAY		0-1-0		0-0-1		5-1-0							
0-3-2	0-1-0			0-0-0		NEUTRAL		0-1-0		0-1-2		0-0-0							
5-3-1	0-1-0			0-0-0		NON-CONFERENCE		0-1-0		1-1-1		4-0-0							
2-0-0	0-0-0			0-0-0		HOME		0-0-0		1-0-0		1-0-0							
3-0-1	0-0-0			0-0-		AWAY		0-0-0		0-0-1		3-0-0							
0-3-0	0-1-0			0-0-0		NEUTRAL		0-1-0		0-1-0		0-0-0							
9-3-2	0-0-0			0-0-0		CONFERENCE		0-1-0		1-1-2		8-1-0							
7-1-0	0-0-0			0-0-0		HOME		0-0-0		1-1-0		6-0-0							
2-2-0	0-0-0			0-0-0		AWAY		0-1-0		0-0-0		2-1-0							
0-0-2	0-0-0			0-0-0		NEUTRAL		0-0-0		0-0-2		0-0-0							

RPI S	Opponent	Score		RPI S	Opponent	Score		RPI S	Opponent	Score		RPI S	Opponent	Score					
25 N	Indiana	2	3					85 A	Ball St.	0	1	106 A	San Diego St.	1	1				
								96 N	Fla. Atlantic	0	2	133 H	Wright St.	1	0				
																143 H	Bowling Green	1	2
																143 N	Bowling Green	2	2
																144 N	UC Riverside	2	3
																147 H	Northern Ill.	4	1
																147 N	Northern Ill.	0	0
																155 A	Butler	1	0
																204 A	Fla. Gulf Coast	1	0
																208 H	Central Mich.	2	0
																215 A	Miami (Ohio)	1	0
																215 H	Eastern Mich.	2	1
																230 H	Akron	1	0
																233 H	Ohio	2	1
																237 A	Kent St.	0	1
																237 H	Kent St.	4	3
																242 H	Western Mich.	4	0
																244 A	Buffalo	2	1
																275 H	Detroit	5	1
																303 A	IPFW	5	0

				LAST 10 GAMES															
25 N	Indiana	2	3	233 H	Ohio	2	1												
143 N	Bowling Green	2	2	230 H	Akron	1	0												
147 N	Northern Ill.	0	0	85 A	Ball St.	0	1												
237 H	Kent St.	4	3	215 A	Miami (Ohio)	1	0												
143 H	Bowling Green	1	2	237 A	Kent St.	0	1												

T
o
l
e
d
o

Non-Div. I Games:

Toledo

Average RPI Win: 158		WON-LOST	WINNING	LAST 10	STRENGTH OF		OPP. STRENGTH	TEAM	ADJ	CONF.	ADJ CONF.
Average RPI Loss: 94		RECORD	PCT. RANK	GAMES	SCHEDULE		OF SCHEDULE	RPI	RPI	RPI	RPI
DIV. I ONLY		12-7-1	.625	77	4-4-0		168	96	100	.52801	103
DIV. I NON-CONF.		9-3-1	.73077	43	1-0-0		212	141	101	.52974	106
TOTALS		RPI 1-25	RPI 26-50		W-L RECORDS		RPI 51-100		RPI 101-150		RPI 150+
12-7-1		0-2-0	1-1-0		OVERALL		2-2-0		2-0-0		7-2-1
5-3-1		0-1-0	1-1-0		HOME		1-0-0		1-0-0		2-1-1
6-4-0		0-1-0	0-0-0		AWAY		0-2-0		1-0-0		5-1-0
1-0-0		0-0-0	0-0-0		NEUTRAL		1-0-0		0-0-0		0-0-0
9-3-1		0-0-0	0-1-0		NON-CONFERENCE		1-1-0		2-0-0		6-1-1
3-2-1		0-0-0	0-1-0		HOME		0-0-0		1-0-0		2-1-1
5-1-0		0-0-0	0-0-		AWAY		0-1-0		1-0-0		4-0-0
1-0-0		0-0-0	0-0-0		NEUTRAL		1-0-0		0-0-0		0-0-0
3-4-0		0-2-0	1-0-0		CONFERENCE		1-1-0		0-0-0		1-1-0
2-1-0		0-1-0	1-0-0		HOME		1-0-0		0-0-0		0-0-0
1-3-0		0-1-0	0-0-0		AWAY		0-1-0		0-0-0		1-1-0
0-0-0		0-0-0	0-0-0		NEUTRAL		0-0-0		0-0-0		0-0-0
RPI S	Opponent	Score	RPI S	Opponent	Score	RPI S	Opponent	Score	RPI S	Opponent	Score
6 A	Portland	1 3	31 H	Santa Clara	2 1	56 A	Loyola Marymount	0 1	137 A	Vanderbilt	2 0
19 H	San Diego	0 1	44 H	Washington St.	1 2	73 A	Oregon	1 4	145 H	UC Santa Barbara	1 0
						74 H	Pepperdine	1 0	157 H	Idaho St.	1 1
						90 N	UAB	2 1	165 H	Boise St.	3 0
									166 A	Oregon St.	1 0
									183 A	St. Mary's (Cal.)	2 0
									190 H	Utah St.	2 1
									214 A	San Francisco	0 3
									223 A	Eastern Wash.	2 0
									236 A	Montana	1 0
									248 H	Idaho	0 2
									260 A	Cal St. Bakersfield	4 0
LAST 10 GAMES											
			74 H	Pepperdine	1 0				183 A	St. Mary's (Cal.)	2 0
			260 A	Cal St. Bakersfield	4 0				214 A	San Francisco	0 3
			56 A	Loyola Marymount	0 1				6 A	Portland	1 3
			19 H	San Diego	0 1				73 A	Oregon	1 4
			31 H	Santa Clara	2 1				166 A	Oregon St.	1 0

Non-Div. I Games:

Gonzaga

Average RPI Win: 230		WON-LOST	WINNING	LAST 10	STRENGTH OF		OPP. STRENGTH	TEAM	ADJ	CONF.	ADJ CONF.
Average RPI Loss: 66		RECORD	PCT. RANK	GAMES	SCHEDULE		OF SCHEDULE	RPI	RPI	RPI	RPI
DIV. I ONLY		10-8-2	.55	127	7-2-1		93	168	101	.52783	104
DIV. I NON-CONF.		2-6-2	.3	250	1-2-1		62	54	155	.49498	156
TOTALS		RPI 1-25	RPI 26-50		W-L RECORDS		RPI 51-100		RPI 101-150		RPI 150+
10-8-2	0-3-0	0-1-0		OVERALL		1-2-1		0-1-1		9-1-0	
7-2-2	0-1-0	0-0-0		HOME		1-0-1		0-1-1		6-0-0	
3-6-0	0-2-0	0-1-0		AWAY		0-2-0		0-0-0		3-1-0	
0-0-0	0-0-0	0-0-0		NEUTRAL		0-0-0		0-0-0		0-0-0	
2-6-2	0-3-0	0-1-0		NON-CONFERENCE		0-1-1		0-1-1		2-0-0	
1-2-2	0-1-0	0-0-0		HOME		0-0-1		0-1-1		1-0-0	
1-4-0	0-2-0	0-0-0		AWAY		0-1-0		0-0-0		1-0-0	
0-0-0	0-0-0	0-0-0		NEUTRAL		0-0-0		0-0-0		0-0-0	
8-2-0	0-0-0	0-0-0		CONFERENCE		1-1-0		0-0-0		7-1-0	
6-0-0	0-0-0	0-0-0		HOME		1-0-0		0-0-0		5-0-0	
2-2-0	0-0-0	0-0-0		AWAY		0-1-0		0-0-0		2-1-0	
0-0-0	0-0-0	0-0-0		NEUTRAL		0-0-0		0-0-0		0-0-0	
RPI S	Opponent	Score		RPI S	Opponent	Score		RPI S	Opponent	Score	
3 H	Southern California	0	2	41 A	Dayton	0	5	65 A	Iowa St.	1	2
14 A	Purdue	0	4					68 A	Western Ill.	1	2
25 A	Indiana	1	2					68 H	Western Ill.	3	1
								91 H	Illinois St.	2	2
								125 H	Michigan	1	1
								134 H	Syracuse	1	2
								168 H	Cincinnati	1	0
								174 A	South Dakota St.	0	3
								219 H	Oral Roberts	2	1
								224 A	North Dakota St.	2	1
								234 H	Southern Utah	2	1
								234 H	Southern Utah	3	0
								275 A	Detroit	3	1
								284 H	Centenary (La.)	1	0
								286 A	IUPUI	1	0
								303 H	IPFW	4	0
LAST 10 GAMES											
14 A	Purdue	0	4	25 A	Indiana	1	2				
68 H	Western Ill.	3	1	234 H	Southern Utah	3	0				
234 H	Southern Utah	2	1	275 A	Detroit	3	1				
303 H	IPFW	4	0	284 H	Centenary (La.)	1	0				
125 H	Michigan	1	1	219 H	Oral Roberts	2	1				

Non-Div. I Games:

Oakland

Average RPI Win: 122		WON-LOST	WINNING	LAST 10	STRENGTH OF	OPP. STRENGTH	TEAM	ADJ	CONF.	ADJ CONF.				
Average RPI Loss: 40		RECORD	PCT. RANK	GAMES	SCHEDULE	OF SCHEDULE	RPI	RPI	RPI	RPI				
DIV. I ONLY		6-13-1	.325	246	1-8-1	21	29	112	.52769	105	2	2		
DIV. I NON-CONF.		5-6-0	.45455	174	0-1-0	40	59	83	.55034	83	2	2		
<hr/>														
TOTALS		RPI 1-25	RPI 26-50		W-L RECORDS		RPI 51-100		RPI 101-150		RPI 150+			
6-13-1		1-5-0	0-4-0		OVERALL		2-3-1		1-1-0		2-0-0			
3-10-0		1-2-0	0-4-0		HOME		1-3-0		0-1-0		1-0-0			
2-3-1		0-3-0	0-0-0		AWAY		0-0-1		1-0-0		1-0-0			
1-0-0		0-0-0	0-0-0		NEUTRAL		1-0-0		0-0-0		0-0-0			
5-6-0		1-1-0	0-2-0		NON-CONFERENCE		2-2-0		1-1-0		1-0-0			
3-5-0		1-0-0	0-2-0		HOME		1-2-0		0-1-0		1-0-0			
1-1-0		0-1-0	0-0-		AWAY		0-0-0		1-0-0		0-0-0			
1-0-0		0-0-0	0-0-0		NEUTRAL		1-0-0		0-0-0		0-0-0			
1-7-1		0-4-0	0-2-0		CONFERENCE		0-1-1		0-0-0		1-0-0			
0-5-0		0-2-0	0-2-0		HOME		0-1-0		0-0-0		0-0-0			
1-2-1		0-2-0	0-0-0		AWAY		0-0-1		0-0-0		1-0-0			
0-0-0		0-0-0	0-0-0		NEUTRAL		0-0-0		0-0-0		0-0-0			
RPI	S	Opponent	Score		RPI	S	Opponent	Score		RPI	S	Opponent	Score	
1	A	UCLA	0	3	31	H	Santa Clara	0	1	53	H	Virginia Tech	0	1
3	A	Southern California	1	3	42	H	Arizona St.	1	2	61	H	Utah	1	2
11	H	Stanford	1	3	44	H	Washington St.	1	3	73	A	Oregon	2	2
12	A	Virginia	0	4	45	H	BYU	0	1	88	H	Washington	0	2
17	H	Texas	2	0						97	H	Creighton	2	0
24	H	California	0	2						98	N	New Mexico	4	1
<hr/>														
LAST 10 GAMES														
					42	H	Arizona St.	1	2	73	A	Oregon	2	2
					1	A	UCLA	0	3	166	A	Oregon St.	1	0
					3	A	Southern California	1	3	88	H	Washington	0	2
					24	H	California	0	2	44	H	Washington St.	1	3
					11	H	Stanford	1	3	45	H	BYU	0	1

Non-Div. I Games:

Arizona

Average RPI Win:		155	WON-LOST RECORD		WINNING PCT. RANK		LAST 10 GAMES		STRENGTH OF SCHEDULE		OPP. STRENGTH OF SCHEDULE		TEAM RPI		ADJ RPI		CONF. RPI		ADJ CONF. RPI					
Average RPI Loss:		58																						
DIV. I ONLY			9-8-3		.525		146		5-4-1		107		73		106		.5273		106		9		9	
DIV. I NON-CONF.			5-5-2		.5		149		1-1-0		162		44		140		.50455		143		9		9	
TOTALS		RPI 1-25		RPI 26-50		W-L RECORDS		RPI 51-100		RPI 101-150		RPI 150+												
9-8-3		0-2-0		1-3-0		OVERALL		1-2-1		4-1-2		3-0-0												
5-3-1		0-2-0		1-0-0		HOME		0-1-0		3-0-1		1-0-0												
4-5-1		0-0-0		0-3-0		AWAY		1-1-0		1-1-1		2-0-0												
0-0-1		0-0-0		0-0-0		NEUTRAL		0-0-1		0-0-0		0-0-0												
5-5-2		0-2-0		0-1-0		NON-CONFERENCE		1-1-0		2-1-2		2-0-0												
2-3-1		0-2-0		0-0-0		HOME		0-1-0		1-0-1		1-0-0												
3-2-1		0-0-0		0-0-		AWAY		1-0-0		1-1-1		1-0-0												
0-0-0		0-0-0		0-0-0		NEUTRAL		0-0-0		0-0-0		0-0-0												
4-3-1		0-0-0		1-2-0		CONFERENCE		0-1-1		2-0-0		1-0-0												
3-0-0		0-0-0		1-0-0		HOME		0-0-0		2-0-0		0-0-0												
1-3-0		0-0-0		0-2-0		AWAY		0-1-0		0-0-0		1-0-0												
0-0-1		0-0-0		0-0-0		NEUTRAL		0-0-1		0-0-0		0-0-0												
RPI	S	Opponent		Score		RPI	S	Opponent		Score		RPI	S	Opponent		Score		RPI	S	Opponent		Score		
1	H	UCLA		1	5	42	A	Arizona St.		0	3	61	A	Utah		1	2	102	H	Toledo		1	1	
24	H	California		0	2	45	A	BYU		0	2	96	H	Fla. Atlantic		0	1	105	A	Arizona		1	0	
						45	H	BYU		2	0	97	A	Creighton		2	0	108	H	Wyoming		1	0	
						49	A	UNLV		0	1	98	N	New Mexico		0	0	135	H	Cal Poly		1	0	
																		142	H	TCU		1	0	
																		145	A	UC Santa Barbara		1	2	
																		148	A	Nebraska		0	0	
																		228	A	Air Force		2	0	
																		260	H	Cal St. Bakersfield		3	0	
																		276	A	San Jose St.		1	0	
LAST 10 GAMES																								
						45	A	BYU		0	2	45	H	BYU		2	0							
						142	H	TCU		1	0	49	A	UNLV		0	1							
						61	A	Utah		1	2	228	A	Air Force		2	0							
						98	N	New Mexico		0	0	260	H	Cal St. Bakersfield		3	0							
						108	H	Wyoming		1	0	1	H	UCLA		1	5							

Non-Div. I Games:

San Diego St.

[illegible]

Non-Div. I Games:

Georgia St.

Average RPI Win:		172	WON-LOST RECORD		WINNING PCT. RANK		LAST 10 GAMES		STRENGTH OF SCHEDULE		OPP. STRENGTH OF SCHEDULE		TEAM RPI		ADJ RPI		CONF. RPI		ADJ CONF. RPI				
Average RPI Loss:		72																					
DIV. I ONLY			9-10-0		.47368 173		5-5-0		65		113		108		.52707 108		9		9				
DIV. I NON-CONF.			5-6-0		.45455 174		1-1-0		82		119		121		.51694 125		9		9				
TOTALS		RPI 1-25		RPI 26-50		W-L RECORDS		RPI 51-100		RPI 101-150		RPI 150+											
9-10-0		0-2-0		1-2-0		OVERALL		1-3-0		1-3-0		6-0-0											
8-3-0		0-0-0		1-2-0		HOME		1-0-0		1-1-0		5-0-0											
1-5-0		0-1-0		0-0-0		AWAY		0-2-0		0-2-0		1-0-0											
0-2-0		0-1-0		0-0-0		NEUTRAL		0-1-0		0-0-0		0-0-0											
5-6-0		0-2-0		0-1-0		NON-CONFERENCE		0-1-0		0-2-0		5-0-0											
5-2-0		0-0-0		0-1-0		HOME		0-0-0		0-1-0		5-0-0											
0-3-0		0-1-0		0-0-		AWAY		0-1-0		0-1-0		0-0-0											
0-1-0		0-1-0		0-0-0		NEUTRAL		0-0-0		0-0-0		0-0-0											
4-4-0		0-0-0		1-1-0		CONFERENCE		1-2-0		1-1-0		1-0-0											
3-1-0		0-0-0		1-1-0		HOME		1-0-0		1-0-0		0-0-0											
1-2-0		0-0-0		0-0-0		AWAY		0-1-0		0-1-0		1-0-0											
0-1-0		0-0-0		0-0-0		NEUTRAL		0-1-0		0-0-0		0-0-0											
RPI	S	Opponent		Score		RPI	S	Opponent		Score		RPI	S	Opponent		Score							
18	A	James Madison		1	3	40	H	Colorado		0	2	61	A	Long Beach St.		0	2	106	A	San Diego St.	0	1	
21	N	Hofstra		0	3	45	H	BYU		0	1	61	H	Utah		4	1	128	H	Fresno St.	0	1	
						49	H	UNLV		1	0	61	N	Utah		0	2	142	H	TCU	1	0	
												98	A	New Mexico		0	1	144	A	UC Riverside	0	2	
																		163	H	Western Caro.	1	0	
																		184	H	Northern Colo.	3	0	
																		211	H	Jacksonville	6	2	
																		228	A	Air Force	2	0	
																		230	H	Akron	3	1	
																		283	H	Utah Valley	3	2	
						LAST 10 GAMES																	
						61	N	Utah		0	2	142	H	TCU		1	0						
						61	H	Utah		4	1	228	A	Air Force		2	0						
						49	H	UNLV		1	0	98	A	New Mexico		0	1						
						45	H	BYU		0	1	184	H	Northern Colo.		3	0						
						106	A	San Diego St.		0	1	61	A	Long Beach St.		0	2						

Non-Div. I Games:

Wyoming

Average RPI Win: 235		WON-LOST	WINNING	LAST 10	STRENGTH OF	OPP. STRENGTH	TEAM	ADJ	CONF.	ADJ CONF.				
Average RPI Loss: 87		RECORD	PCT. RANK	GAMES	SCHEDULE	OF SCHEDULE	RPI	RPI	RPI	RPI				
DIV. I ONLY		11-7-2	.6	95	7-2-1	113	221	105	.52635	109	22	22		
DIV. I NON-CONF.		2-4-1	.35714	231	0-0-0	78	131	159	.49488	157	27	27		
<hr/>														
TOTALS		RPI 1-25		RPI 26-50		W-L RECORDS		RPI 51-100		RPI 101-150		RPI 150+		
11-7-2		0-1-0		0-0-0		OVERALL		0-4-1		1-1-1		10-1-0		
5-4-1		0-1-0		0-0-0		HOME		0-2-1		1-0-0		4-1-0		
6-3-0		0-0-0		0-0-0		AWAY		0-2-0		0-1-0		6-0-0		
0-0-1		0-0-0		0-0-0		NEUTRAL		0-0-0		0-0-1		0-0-0		
<hr/>														
2-4-1		0-1-0		0-0-0		NON-CONFERENCE		0-2-1		0-1-0		2-0-0		
1-2-1		0-1-0		0-0-0		HOME		0-1-1		0-0-0		1-0-0		
1-2-0		0-0-0		0-0-		AWAY		0-1-0		0-1-0		1-0-0		
0-0-0		0-0-0		0-0-0		NEUTRAL		0-0-0		0-0-0		0-0-0		
<hr/>														
9-3-1		0-0-0		0-0-0		CONFERENCE		0-2-0		1-0-1		8-1-0		
4-2-0		0-0-0		0-0-0		HOME		0-1-0		1-0-0		3-1-0		
5-1-0		0-0-0		0-0-0		AWAY		0-1-0		0-0-0		5-0-0		
0-0-1		0-0-0		0-0-0		NEUTRAL		0-0-0		0-0-1		0-0-0		
<hr/>														
RPI	S	Opponent	Score		RPI	S	Opponent	Score		RPI	S	Opponent	Score	
15	H	Georgia	0	1						57	A	Kennesaw St.	1	2
										57	H	Kennesaw St.	1	3
										75	A	Davidson	1	3
										90	H	UAB	0	0
										94	H	Alabama	0	1

Non-Div. I Games:

Mercer

Average RPI Win:		175	WON-LOST RECORD		WINNING PCT. RANK		LAST 10 GAMES		STRENGTH OF SCHEDULE		OPP. STRENGTH OF SCHEDULE		TEAM RPI		ADJ RPI		CONF. RPI		ADJ CONF. RPI				
DIV. I ONLY			8-8-1		.5	155	6-4-0		98		93		111		.52523		110		11				
DIV. I NON-CONF.			4-5-1		.45	181	2-1-0		91		84		124		.5174		123		11				
TOTALS		RPI 1-25		RPI 26-50			W-L RECORDS			RPI 51-100			RPI 101-150			RPI 150+							
8-8-1		0-1-0		0-2-0			OVERALL			2-3-1			0-2-0			6-0-0							
5-1-1		0-0-0		0-0-0			HOME			2-1-1			0-0-0			3-0-0							
3-5-0		0-1-0		0-0-0			AWAY			0-2-0			0-2-0			3-0-0							
0-2-0		0-0-0		0-2-0			NEUTRAL			0-0-0			0-0-0			0-0-0							
4-5-1		0-1-0		0-2-0			NON-CONFERENCE			1-0-1			0-2-0			3-0-0							
3-0-1		0-0-0		0-0-0			HOME			1-0-1			0-0-0			2-0-0							
1-3-0		0-1-0		0-0-			AWAY			0-0-0			0-2-0			1-0-0							
0-2-0		0-0-0		0-2-0			NEUTRAL			0-0-0			0-0-0			0-0-0							
4-3-0		0-0-0		0-0-0			CONFERENCE			1-3-0			0-0-0			3-0-0							
2-1-0		0-0-0		0-0-0			HOME			1-1-0			0-0-0			1-0-0							
2-2-0		0-0-0		0-0-0			AWAY			0-2-0			0-0-0			2-0-0							
0-0-0		0-0-0		0-0-0			NEUTRAL			0-0-0			0-0-0			0-0-0							
RPI	S	Opponent		Score		RPI	S	Opponent		Score		RPI	S	Opponent		Score		RPI	S	Opponent		Score	
8	A	Notre Dame		2	4	28	N	Connecticut		0	1	54	H	Yale		1	3	122	A	Boston U.		0	1
						44	N	Washington St.		1	2	55	A	Penn		0	1	138	A	Bucknell		1	4
												70	H	Villanova		0	0	151	A	Dartmouth		2	1
												81	H	Rutgers		5	1	158	A	Brown		4	1
												86	H	Columbia		2	0	178	A	Lehigh		1	0
												89	A	Harvard		2	4	227	H	Cornell		1	0
																		251	H	Sacred Heart		3	0
																		269	H	St. Joseph's		2	0
						LAST 10 GAMES																	
						54	H	Yale		1	3	178	A	Lehigh		1	0						
						55	A	Penn		0	1	86	H	Columbia		2	0						
						138	A	Bucknell		1	4	158	A	Brown		4	1						
						227	H	Cornell		1	0	81	H	Rutgers		5	1						
						89	A	Harvard		2	4	151	A	Dartmouth		2	1						

Non-Div. I Games:

Princeton

Average RPI Win: 147		WON-LOST	WINNING	LAST 10	STRENGTH OF		OPP. STRENGTH	TEAM	ADJ	CONF.	ADJ CONF.
Average RPI Loss: 22		RECORD	PCT. RANK	GAMES	SCHEDULE		OF SCHEDULE	RPI	RPI	RPI	RPI
DIV. I ONLY		6-9-3	.41667	209	2-7-1		62	26	109	.52517	111
DIV. I NON-CONF.		5-1-2	.75	33	1-0-0		138	114	62	.56573	65
TOTALS		RPI 1-25	RPI 26-50		W-L RECORDS		RPI 51-100		RPI 101-150		RPI 150+
6-9-3		0-6-0	0-2-1		OVERALL		1-1-0		2-0-0		3-0-2
5-4-2		0-2-0	0-1-0		HOME		0-1-0		2-0-0		3-0-2
0-4-1		0-3-0	0-1-1		AWAY		0-0-0		0-0-0		0-0-0
1-1-0		0-1-0	0-0-0		NEUTRAL		1-0-0		0-0-0		0-0-0
5-1-2		0-1-0	0-0-0		NON-CONFERENCE		1-0-0		1-0-0		3-0-2
4-0-2		0-0-0	0-0-0		HOME		0-0-0		1-0-0		3-0-2
0-0-0		0-0-0	0-0-		AWAY		0-0-0		0-0-0		0-0-0
1-1-0		0-1-0	0-0-0		NEUTRAL		1-0-0		0-0-0		0-0-0
1-8-1		0-5-0	0-2-1		CONFERENCE		0-1-0		1-0-0		0-0-0
1-4-0		0-2-0	0-1-0		HOME		0-1-0		1-0-0		0-0-0
0-4-1		0-3-0	0-1-1		AWAY		0-0-0		0-0-0		0-0-0
0-0-0		0-0-0	0-0-0		NEUTRAL		0-0-0		0-0-0		0-0-0
RPI S	Opponent	Score	RPI S	Opponent	Score	RPI S	Opponent	Score	RPI S	Opponent	Score
2 H	North Carolina	1 2	29 A	Duke	2 2	53 H	Virginia Tech	1 2	129 H	George Mason	1 0
3 N	Southern California	1 2	33 H	Boston College	0 2	56 N	Loyola Marymount	3 0	132 H	North Carolina St.	2 0
5 A	Florida St.	0 2	47 A	Miami (Fla.)	0 1				151 H	Dartmouth	1 0
12 A	Virginia	0 3							178 H	Lehigh	2 0
16 H	Wake Forest	0 1							235 H	Fairleigh Dickinson	2 1
23 A	Clemson	0 1							237 H	Kent St.	1 1
									268 H	Eastern Ky.	0 0
LAST 10 GAMES											
132 H	North Carolina St.	2 0	47 A	Miami (Fla.)	0 1						
33 H	Boston College	0 2	5 A	Florida St.	0 2						
53 H	Virginia Tech	1 2	2 H	North Carolina	1 2						
12 A	Virginia	0 3	16 H	Wake Forest	0 1						
29 A	Duke	2 2	178 H	Lehigh	2 0						

Non-Div. I Games:

Maryland

Average RPI Win: 138		WON-LOST	WINNING	LAST 10	STRENGTH OF		OPP. STRENGTH	TEAM	ADJ	CONF.	ADJ CONF.
Average RPI Loss: 59		RECORD	PCT. RANK	GAMES	SCHEDULE		OF SCHEDULE	RPI	RPI	RPI	RPI
DIV. I ONLY		7-8-2	.47059	183	4-5-1		101	55	116	.52378	112
DIV. I NON-CONF.		2-3-1	.41667	206	0-0-0		170	144	191	.47092	187
TOTALS		RPI 1-25	RPI 26-50		W-L RECORDS		RPI 51-100		RPI 101-150		RPI 150+
7-8-2		0-3-0	2-2-0		OVERALL		1-1-1		1-2-1		3-0-0
4-2-0		0-0-0	1-1-0		HOME		1-1-0		1-0-0		1-0-0
3-4-2		0-3-0	1-0-0		AWAY		0-0-1		0-1-1		2-0-0
0-2-0		0-0-0	0-1-0		NEUTRAL		0-0-0		0-1-0		0-0-0
2-3-1		0-1-0	0-0-0		NON-CONFERENCE		0-0-1		0-2-0		2-0-0
1-0-0		0-0-0	0-0-0		HOME		0-0-0		0-0-0		1-0-0
1-2-1		0-1-0	0-0-		AWAY		0-0-1		0-1-0		1-0-0
0-1-0		0-0-0	0-0-0		NEUTRAL		0-0-0		0-1-0		0-0-0
5-5-1		0-2-0	2-2-0		CONFERENCE		1-1-0		1-0-1		1-0-0
3-2-0		0-0-0	1-1-0		HOME		1-1-0		1-0-0		0-0-0
2-2-1		0-2-0	1-0-0		AWAY		0-0-0		0-0-1		1-0-0
0-1-0		0-0-0	0-1-0		NEUTRAL		0-0-0		0-0-0		0-0-0
RPI S	Opponent	Score	RPI S	Opponent	Score	RPI S	Opponent	Score	RPI S	Opponent	Score
10 A	Texas A&M	0 5	36 H	Missouri	0 2	65 H	Iowa St.	3 1	115 A	Oklahoma	0 0
15 A	Georgia	1 4	36 N	Missouri	3 4	79 H	Kansas	1 4	137 N	Vanderbilt	0 1
17 A	Texas	0 1	37 H	Oklahoma St.	1 0	95 A	SMU	0 0	142 A	TCU	1 2
			40 A	Colorado	1 0				148 H	Nebraska	2 1
									176 A	Baylor	2 1
									218 H	UTSA	4 1
									281 A	Texas St.	3 0
LAST 10 GAMES											
			36 N	Missouri	3 4	148 H	Nebraska	2 1			
			10 A	Texas A&M	0 5	65 H	Iowa St.	3 1			
			176 A	Baylor	2 1	79 H	Kansas	1 4			
			37 H	Oklahoma St.	1 0	36 H	Missouri	0 2			
			115 A	Oklahoma	0 0	17 A	Texas	0 1			

Non-Div. I Games:

Texas Tech

Average RPI Win:		205	WON-LOST RECORD		WINNING PCT. RANK		LAST 10 GAMES		STRENGTH OF SCHEDULE		OPP. STRENGTH OF SCHEDULE		TEAM RPI		ADJ RPI		CONF. RPI		ADJ CONF. RPI				
DIV. I ONLY			14-9-1		.60417 94		6-3-1		147		156		110		.52372 113		25		25				
DIV. I NON-CONF.			5-8-0		.38462 220		0-2-0		97		63		149		.49895 148		22		23				
TOTALS		RPI 1-25		RPI 26-50				W-L RECORDS		RPI 51-100				RPI 101-150				RPI 150+					
14-9-1		0-1-0		0-1-0				OVERALL		1-4-1				3-3-0				10-0-0					
9-2-0		0-0-0		0-0-0				HOME		1-0-0				1-2-0				7-0-0					
4-4-1		0-1-0		0-0-0				AWAY		0-2-1				1-1-0				3-0-0					
1-3-0		0-0-0		0-1-0				NEUTRAL		0-2-0				1-0-0				0-0-0					
5-8-0		0-1-0		0-1-0				NON-CONFERENCE		1-3-0				1-3-0				3-0-0					
4-2-0		0-0-0		0-0-0				HOME		1-0-0				1-2-0				2-0-0					
1-3-0		0-1-0		0-0-				AWAY		0-1-0				0-1-0				1-0-0					
0-3-0		0-0-0		0-1-0				NEUTRAL		0-2-0				0-0-0				0-0-0					
9-1-1		0-0-0		0-0-0				CONFERENCE		0-1-1				2-0-0				7-0-0					
5-0-0		0-0-0		0-0-0				HOME		0-0-0				0-0-0				5-0-0					
3-1-1		0-0-0		0-0-0				AWAY		0-1-1				1-0-0				2-0-0					
1-0-0		0-0-0		0-0-0				NEUTRAL		0-0-0				1-0-0				0-0-0					
RPI	S	Opponent		Score		RPI	S	Opponent		Score		RPI	S	Opponent		Score		RPI	S	Opponent		Score	
8	A	Notre Dame		0 3		30	N	Louisville		1 2		51	A	Northwestern		0 3		117	A	Wisconsin		0 3	
												52	N	Kentucky		0 1		119	H	Michigan St.		0 3	
												55	N	Penn		1 5		133	A	Wright St.		2 0	
												80	A	Milwaukee		1 2		133	N	Wright St.		1 0	
												80	A	Milwaukee		2 2		146	H	La Salle		2 3	
												91	H	Illinois St.		2 1		147	H	Northern Ill.		1 0	
																		155	H	Butler		1 0	
																		161	H	Eastern Ill.		2 0	
																		186	A	Drake		3 1	
																		199	H	Valparaiso		3 0	
																		209	H	DePaul		2 0	
																		275	H	Detroit		2 0	
																		287	A	Green Bay		3 2	
																		287	H	Green Bay		5 0	
																		301	H	Cleveland St.		3 0	
																		309	A	Youngstown St.		3 0	
LAST 10 GAMES																							

Non-Div. I Games:

Loyola (Ill.)

Average RPI Win: 129		WON-LOST	WINNING	LAST 10	STRENGTH OF		OPP. STRENGTH	TEAM	ADJ	CONF.	ADJ CONF.
Average RPI Loss: 65		RECORD	PCT. RANK	GAMES	SCHEDULE		OF SCHEDULE	RPI	RPI	RPI	RPI
DIV. I ONLY		6-12-1	.34211	237	2-7-1		25	68	122	.52256	114
DIV. I NON-CONF.		4-4-0	.5	149	0-0-0		22	165	70	.5629	68
TOTALS		RPI 1-25	RPI 26-50		W-L RECORDS		RPI 51-100		RPI 101-150		RPI 150+
6-12-1	1-3-1	0-3-0		OVERALL		3-4-0		0-1-0		2-1-0	
3-4-1	0-2-1	0-1-0		HOME		2-1-0		0-0-0		1-0-0	
1-7-0	1-1-0	0-2-0		AWAY		0-2-0		0-1-0		0-1-0	
2-1-0	0-0-0	0-0-0		NEUTRAL		1-1-0		0-0-0		1-0-0	
4-4-0	0-1-0	0-1-0		NON-CONFERENCE		2-2-0		0-0-0		2-0-0	
2-1-0	0-1-0	0-0-0		HOME		1-0-0		0-0-0		1-0-0	
0-2-0	0-0-0	0-0-0		AWAY		0-1-0		0-0-0		0-0-0	
2-1-0	0-0-0	0-0-0		NEUTRAL		1-1-0		0-0-0		1-0-0	
2-8-1	1-2-1	0-2-0		CONFERENCE		1-2-0		0-1-0		0-1-0	
1-3-1	0-1-1	0-1-0		HOME		1-1-0		0-0-0		0-0-0	
1-5-0	1-1-0	0-1-0		AWAY		0-1-0		0-1-0		0-1-0	
0-0-0	0-0-0	0-0-0		NEUTRAL		0-0-0		0-0-0		0-0-0	
RPI S	Opponent	Score		RPI S	Opponent	Score		RPI S	Opponent	Score	
9 A	Tennessee	0	4	34 A	LSU	0	1	52 H	Kentucky	2	3
13 H	Florida	0	5	35 A	Memphis	0	5	57 N	Kennesaw St.	2	1
15 A	Georgia	1	0	48 H	Auburn	0	1	64 A	Mississippi	0	1
20 H	UCF	2	3					82 N	Western Ky.	1	2
22 H	South Carolina	0	0					94 H	Alabama	3	1
								99 A	Middle Tenn.	4	5
								100 H	Rice	2	1
LAST 10 GAMES											
64 A	Mississippi	0	1	13 H	Florida	0	5				
137 A	Vanderbilt	2	3	22 H	South Carolina	0	0				
52 H	Kentucky	2	3	48 H	Auburn	0	1				
9 A	Tennessee	0	4	94 H	Alabama	3	1				
15 A	Georgia	1	0	185 A	Arkansas	0	2				

Non-Div. I Games:

Mississippi St.

Average RPI Win:		130	WON-LOST RECORD		WINNING PCT. RANK		LAST 10 GAMES		STRENGTH OF SCHEDULE		OPP. STRENGTH OF SCHEDULE		TEAM RPI		ADJ RPI		CONF. RPI		ADJ CONF. RPI				
DIV. I ONLY			6-10-3		.39474 215		2-7-1		48		60		117		.52215 115		5		5				
DIV. I NON-CONF.			4-3-2		.55556 130		0-1-0		41		100		61		.56898 61		5		5				
TOTALS		RPI 1-25		RPI 26-50		W-L RECORDS		RPI 51-100		RPI 101-150		RPI 150+											
6-10-3		0-2-0		1-3-0		OVERALL		2-3-2		0-1-1		3-1-0											
4-4-2		0-2-0		0-1-0		HOME		1-0-1		0-0-1		3-1-0											
2-6-0		0-0-0		1-2-0		AWAY		1-3-0		0-1-0		0-0-0											
0-0-1		0-0-0		0-0-0		NEUTRAL		0-0-1		0-0-0		0-0-0											
4-3-2		0-0-0		1-0-0		NON-CONFERENCE		1-2-2		0-0-0		2-1-0											
3-1-1		0-0-0		0-0-0		HOME		1-0-1		0-0-0		2-1-0											
1-2-0		0-0-0		1-0-		AWAY		0-2-0		0-0-0		0-0-0											
0-0-1		0-0-0		0-0-0		NEUTRAL		0-0-1		0-0-0		0-0-0											
2-7-1		0-2-0		0-3-0		CONFERENCE		1-1-0		0-1-1		1-0-0											
1-3-1		0-2-0		0-1-0		HOME		0-0-0		0-0-1		1-0-0											
1-4-0		0-0-0		0-2-0		AWAY		1-1-0		0-1-0		0-0-0											
0-0-0		0-0-0		0-0-0		NEUTRAL		0-0-0		0-0-0		0-0-0											
RPI	S	Opponent		Score		RPI	S	Opponent		Score		RPI	S	Opponent		Score							
10	H	Texas A&M		0 1		27	A	William & Mary		2 1		59	N	VCU		0 0		112	H	Texas Tech		0 0	
17	H	Texas		0 4		36	A	Missouri		0 3		60	A	Cal St. Fullerton		0 2		148	A	Nebraska		0 1	
						37	A	Oklahoma St.		0 2		61	A	Long Beach St.		1 2		155	H	Butler		0 1	
						40	H	Colorado		1 2		65	A	Iowa St.		0 2		176	H	Baylor		3 1	
												79	A	Kansas		2 1		187	H	Alabama A&M		8 0	
												92	H	North Texas		1 0		219	H	Oral Roberts		4 1	
												99	H	Middle Tenn.		0 0							
						LAST 10 GAMES																	
						37	A	Oklahoma St.		0 2		79	A	Kansas		2 1							
						17	H	Texas		0 4		36	A	Missouri		0 3							
						40	H	Colorado		1 2		10	H	Texas A&M		0 1							
						155	H	Butler		0 1		176	H	Baylor		3 1							
						112	H	Texas Tech		0 0		65	A	Iowa St.		0 2							

Non-Div. I Games:

Oklahoma

Average RPI Win:	166	WON-LOST	WINNING	LAST 10	STRENGTH OF	OPP. STRENGTH	TEAM	ADJ	CONF.	ADJ CONF.	
Average RPI Loss:	73	RECORD	PCT. RANK	GAMES	SCHEDULE	OF SCHEDULE	RPI	RPI	RPI	RPI	
DIV. I ONLY	8-8-2	.5	155	3-6-1	95	108	113	.52212	116	7	7
DIV. I NON-CONF.	4-2-1	.64286	82	0-0-0	96	200	80	.55086	82	7	7
<hr/>											
TOTALS	RPI 1-25	RPI 26-50		W-L RECORDS		RPI 51-100		RPI 101-150		RPI 150+	
8-8-2	0-1-0	0-3-0		OVERALL		2-1-1		1-2-0		5-1-1	
3-4-1	0-1-0	0-0-0		HOME		0-0-1		1-2-0		2-1-0	
3-4-1	0-0-0	0-3-0		AWAY		1-1-0		0-0-0		2-0-1	
2-0-0	0-0-0	0-0-0		NEUTRAL		1-0-0		0-0-0		1-0-0	
<hr/>											
4-2-1	0-0-0	0-0-0		NON-CONFERENCE		1-1-0		1-0-0		2-1-1	
2-1-0	0-0-0	0-0-0		HOME		0-0-0		1-0-0		1-1-0	
0-1-1	0-0-0	0-0-		AWAY		0-1-0		0-0-0		0-0-1	
2-0-0	0-0-0	0-0-0		NEUTRAL		1-0-0		0-0-0		1-0-0	
<hr/>											
4-6-1	0-1-0	0-3-0		CONFERENCE		1-0-1		0-2-0		3-0-0	
1-3-1	0-1-0	0-0-0		HOME		0-0-1		0-2-0		1-0-0	
3-3-0	0-0-0	0-3-0		AWAY		1-0-0		0-0-0		2-0-0	
0-0-0	0-0-0	0-0-0		NEUTRAL		0-0-0		0-0-0		0-0-0	
<hr/>											
RPI S	Opponent	Score	RPI S	Opponent	Score	RPI S	Opponent	Score	RPI S	Opponent	Score
8	H Notre Dame	1 3	28	A Connecticut	1 2	59	N VCU	4 0	101	H St. John's (N.Y.)	0 2
			30	A Louisville	0 1	70	H Villanova	1 1	126	H Marist	4 1
			46	A Georgetown	0 1	81	A Rutgers	1 0	134	H Syracuse	0 1
						84	A Fordham	0 1	154	H Delaware	0 1
									160	H Fairfield	2 0
									168	A Cincinnati	2 1
									179	A Monmouth	0 0
									209	H DePaul	1 0
									229	A Providence	2 0
									293	N Lafayette	1 0
<hr/>											
LAST 10 GAMES											
	209	H DePaul	1	0		168	A Cincinnati	2	1		
	8	H Notre Dame	1	3		28	A Connecticut	1	2		
	101	H St. John's (N.Y.)	0	2		229	A Providence	2	0		
	134	H Syracuse	0	1		70	H Villanova	1	1		
	30	A Louisville	0	1		46	A Georgetown	0	1		

Non-Div. I Games:

Seton Hall

Average RPI Win: 120		WON-LOST RECORD	WINNING PCT. RANK	LAST 10 GAMES	STRENGTH OF SCHEDULE	OPP. STRENGTH OF SCHEDULE	TEAM RPI	ADJ RPI	CONF. RPI	ADJ CONF. RPI				
Average RPI Loss: 54														
DIV. I ONLY		6-11-1	.36111	233	3-7-0	38	54	127	.52135	117	3	3		
DIV. I NON-CONF.		4-3-1	.5625	125	1-0-0	34	143	60	.56738	63	3	3		
<hr/>														
TOTALS		RPI 1-25		RPI 26-50		W-L RECORDS		RPI 51-100		RPI 101-150		RPI 150+		
6-11-1		0-4-0		1-2-0		OVERALL		1-3-0		3-2-1		1-0-0		
5-3-0		0-1-0		1-0-0		HOME		1-2-0		3-0-0		0-0-0		
1-8-0		0-3-0		0-2-0		AWAY		0-1-0		0-2-0		1-0-0		
0-0-1		0-0-0		0-0-0		NEUTRAL		0-0-0		0-0-1		0-0-0		
4-3-1		0-1-0		0-1-0		NON-CONFERENCE		0-1-0		3-0-1		1-0-0		
3-1-0		0-0-0		0-0-0		HOME		0-1-0		3-0-0		0-0-0		
1-2-0		0-1-0		0-0-		AWAY		0-0-0		0-0-0		1-0-0		
0-0-1		0-0-0		0-0-0		NEUTRAL		0-0-0		0-0-1		0-0-0		
2-8-0		0-3-0		1-1-0		CONFERENCE		1-2-0		0-2-0		0-0-0		
2-2-0		0-1-0		1-0-0		HOME		1-1-0		0-0-0		0-0-0		
0-6-0		0-2-0		0-1-0		AWAY		0-1-0		0-2-0		0-0-0		
0-0-0		0-0-0		0-0-0		NEUTRAL		0-0-0		0-0-0		0-0-0		
RPI	S	Opponent		Score	RPI	S	Opponent		Score	RPI	S	Opponent		Score
4	H	Penn St.		0 2	32	H	Ohio St.		1 0	51	A	Northwestern		0 3
14	A	Purdue		0 4	39	A	Illinois		0 3	69	H	Iowa		2 0
15	A	Georgia		1 3	45	A	BYU		0 1	78	H	Minnesota		0 1
25	A	Indiana		0 2						80	H	Milwaukee		0 1
							</							

Non-Div. I Games:

Wisconsin

Average RPI Win: 212		WON-LOST	WINNING	LAST 10	STRENGTH OF		OPP. STRENGTH	TEAM	ADJ	CONF.	ADJ CONF.
Average RPI Loss: 76		RECORD	PCT. RANK	GAMES	SCHEDULE		OF SCHEDULE	RPI	RPI	RPI	RPI
DIV. I ONLY		11-7-0	.61111	87	7-3-0		171	147	121	.51922	118
DIV. I NON-CONF.		3-3-0	.5	149	0-0-0		137	207	154	.49705	154
TOTALS		RPI 1-25	RPI 26-50		W-L RECORDS		RPI 51-100		RPI 101-150		RPI 150+
11-7-0	0-0-0	0-2-0		OVERALL		0-4-0		2-0-0		9-1-0	
5-4-0	0-0-0	0-2-0		HOME		0-2-0		1-0-0		4-0-0	
6-2-0	0-0-0	0-0-0		AWAY		0-2-0		1-0-0		5-0-0	
0-1-0	0-0-0	0-0-0		NEUTRAL		0-0-0		0-0-0		0-1-0	
3-3-0	0-0-0	0-0-0		NON-CONFERENCE		0-3-0		0-0-0		3-0-0	
3-1-0	0-0-0	0-0-0		HOME		0-1-0		0-0-0		3-0-0	
0-2-0	0-0-0	0-0-		AWAY		0-2-0		0-0-0		0-0-0	
0-0-0	0-0-0	0-0-0		NEUTRAL		0-0-0		0-0-0		0-0-0	
8-4-0	0-0-0	0-2-0		CONFERENCE		0-1-0		2-0-0		6-1-0	
2-3-0	0-0-0	0-2-0		HOME		0-1-0		1-0-0		1-0-0	
6-0-0	0-0-0	0-0-0		AWAY		0-0-0		1-0-0		5-0-0	
0-1-0	0-0-0	0-0-0		NEUTRAL		0-0-0		0-0-0		0-1-0	
RPI S	Opponent	Score	RPI S	Opponent	Score	RPI S	Opponent	Score	RPI S	Opponent	Score
			38 H	Charlotte	0 5	58 A	Hawaii	2 5	146 H	La Salle	3 2
			41 H	Dayton	1 2	58 A	Hawaii	0 2	149 A	Massachusetts	3 2
						84 H	Fordham	1 2	156 A	Richmond	2 1
						94 H	Alabama	0 1	156 N	Richmond	0 2
									180 A	George Washington	3 0
									200 H	Army	4 0
									202 A	Temple	4 0
									210 H	Xavier	4 0
									265 A	St. Bonaventure	1 0
									269 A	St. Joseph's	2 0
									272 H	Canisius	2 0
									282 H	Mt. St. Mary's	3 0
LAST 10 GAMES											
			156 N	Richmond	0 2	202 A	Temple	4 0			
			146 H	La Salle	3 2	210 H	Xavier	4 0			
			84 H	Fordham	1 2	41 H	Dayton	1 2			
			265 A	St. Bonaventure	1 0	156 A	Richmond	2 1			
			269 A	St. Joseph's	2 0	180 A	George Washington	3 0			

Non-Div. I Games:

Duquesne

Average RPI Win: 160		WON-LOST	WINNING	LAST 10	STRENGTH OF		OPP. STRENGTH	TEAM	ADJ	CONF.	ADJ CONF.
Average RPI Loss: 54		RECORD	PCT. RANK	GAMES	SCHEDULE		OF SCHEDULE	RPI	RPI	RPI	RPI
DIV. I ONLY		7-10-2	.42105	200	2-7-1		66	75	129	.51827	119
DIV. I NON-CONF.		6-2-1	.72222	46	1-0-0		81	203	54	.57882	54
TOTALS		RPI 1-25	RPI 26-50		W-L RECORDS		RPI 51-100		RPI 101-150		RPI 150+
7-10-2		0-3-0	0-3-0		OVERALL		1-3-0		3-0-2		3-1-0
4-5-1		0-2-0	0-2-0		HOME		0-1-0		2-0-1		2-0-0
3-5-1		0-1-0	0-1-0		AWAY		1-2-0		1-0-1		1-1-0
0-0-0		0-0-0	0-0-0		NEUTRAL		0-0-0		0-0-0		0-0-0
6-2-1		0-0-0	0-1-0		NON-CONFERENCE		1-0-0		2-0-1		3-1-0
3-1-1		0-0-0	0-1-0		HOME		0-0-0		1-0-1		2-0-0
3-1-0		0-0-0	0-0-		AWAY		1-0-0		1-0-0		1-1-0
0-0-0		0-0-0	0-0-0		NEUTRAL		0-0-0		0-0-0		0-0-0
1-8-1		0-3-0	0-2-0		CONFERENCE		0-3-0		1-0-1		0-0-0
1-4-0		0-2-0	0-1-0		HOME		0-1-0		1-0-0		0-0-0
0-4-1		0-1-0	0-1-0		AWAY		0-2-0		0-0-1		0-0-0
0-0-0		0-0-0	0-0-0		NEUTRAL		0-0-0		0-0-0		0-0-0
RPI S	Opponent	Score	RPI S	Opponent	Score	RPI S	Opponent	Score	RPI S	Opponent	Score
4 A	Penn St.	0 2	32 A	Ohio St.	0 3	51 H	Northwestern	0 4	113 A	Loyola (Ill.)	3 0
14 H	Purdue	0 2	39 H	Illinois	0 1	55 A	Penn	1 0	117 H	Wisconsin	2 1
25 H	Indiana	0 1	45 H	BYU	0 1	69 A	Iowa	0 1	125 A	Michigan	1 1
						78 A	Minnesota	0 2	134 H	Syracuse	2 1
									143 H	Bowling Green	1 1
									178 A	Lehigh	1 2
									208 A	Central Mich.	2 0
									215 H	Eastern Mich.	2 0
									275 H	Detroit	3 0
LAST 10 GAMES											
125 A	Michigan	1 1	32 A	Ohio St.	0 3						
113 A	Loyola (Ill.)	3 0	4 A	Penn St.	0 2						
39 H	Illinois	0 1	25 H	Indiana	0 1						
51 H	Northwestern	0 4	14 H	Purdue	0 2						
117 H	Wisconsin	2 1	78 A	Minnesota	0 2						

Non-Div. I Games:

Michigan St.

Average RPI Win: 247		WON-LOST	WINNING	LAST 10	STRENGTH OF		OPP. STRENGTH	TEAM	ADJ	CONF.	ADJ CONF.
Average RPI Loss: 79		RECORD	PCT. RANK	GAMES	SCHEDULE		OF SCHEDULE	RPI	RPI	RPI	RPI
DIV. I ONLY		12-5-2	.68421	42	8-2-0		208	240	120	.51821	120
DIV. I NON-CONF.		3-4-1	.4375	191	0-1-0		149	105	169	.48669	166
TOTALS		RPI 1-25	RPI 26-50		W-L RECORDS		RPI 51-100		RPI 101-150		RPI 150+
12-5-2	0-2-0	0-0-0		OVERALL		0-2-0		0-0-0		12-1-2	
7-1-0	0-0-0	0-0-0		HOME		0-1-0		0-0-0		7-0-0	
3-4-2	0-2-0	0-0-0		AWAY		0-1-0		0-0-0		3-1-2	
2-0-0	0-0-0	0-0-0		NEUTRAL		0-0-0		0-0-0		2-0-0	
3-4-1	0-2-0	0-0-0		NON-CONFERENCE		0-2-0		0-0-0		3-0-1	
2-1-0	0-0-0	0-0-0		HOME		0-1-0		0-0-0		2-0-0	
1-3-1	0-2-0	0-0-		AWAY		0-1-0		0-0-0		1-0-1	
0-0-0	0-0-0	0-0-0		NEUTRAL		0-0-0		0-0-0		0-0-0	
9-1-1	0-0-0	0-0-0		CONFERENCE		0-0-0		0-0-0		9-1-1	
5-0-0	0-0-0	0-0-0		HOME		0-0-0		0-0-0		5-0-0	
2-1-1	0-0-0	0-0-0		AWAY		0-0-0		0-0-0		2-1-1	
2-0-0	0-0-0	0-0-0		NEUTRAL		0-0-0		0-0-0		2-0-0	
RPI S	Opponent	Score		RPI S	Opponent	Score		RPI S	Opponent	Score	
10 A	Texas A&M	1	4					97 H	Creighton	0	1
17 A	Texas	0	4					100 A	Rice	1	4
								172 A	McNeese St.	0	1
								172 N	McNeese St.	3	0
								191 H	Northwestern St.	3	0
								205 A	Tulsa	1	1
								206 H	Southeastern La.	2	1
								218 A	UTSA	0	0
								218 N	UTSA	1	0
								219 A	Oral Roberts	5	1
								258 H	Central Ark.	4	0
								261 H	Grambling	4	1
								277 H	Louisiana Tech	7	2
								278 H	Sam Houston St.	2	1
								281 A	Texas St.	2	1
								302 H	Nicholls St.	7	0
								305 A	Lamar	3	0
LAST 10 GAMES											
10 A	Texas A&M	1	4	305 A	Lamar	3	0				
172 N	McNeese St.	3	0	172 A	McNeese St.	0	1				
218 N	UTSA	1	0	191 H	Northwestern St.	3	0				
302 H	Nicholls St.	7	0	258 H	Central Ark.	4	0				
206 H	Southeastern La.	2	1	281 A	Texas St.	2	1				

Non-Div. I Games: St. Edward's 2 1

Stephen F. Austin

Average RPI Win: 196		WON-LOST RECORD		WINNING PCT. RANK		LAST 10 GAMES		STRENGTH OF SCHEDULE		OPP. STRENGTH OF SCHEDULE		TEAM RPI		ADJ RPI		CONF. RPI		ADJ CONF. RPI	
DIV. I ONLY		10-5-3		.63889 71		5-3-2		184		171		119		.51789 121		16		16	
DIV. I NON-CONF.		7-3-1		.68182 66		2-1-0		160		171		98		.53724 97		15		15	
TOTALS		RPI 1-25		RPI 26-50		W-L RECORDS		RPI 51-100		RPI 101-150		RPI 150+							
10-5-3		0-1-0		0-0-0		OVERALL		3-2-2		0-0-0		7-2-1							
6-2-1		0-0-0		0-0-0		HOME		3-1-1		0-0-0		3-1-0							
2-3-2		0-1-0		0-0-0		AWAY		0-1-1		0-0-0		2-1-1							
2-0-0		0-0-0		0-0-0		NEUTRAL		0-0-0		0-0-0		2-0-0							
7-3-1		0-1-0		0-0-0		NON-CONFERENCE		2-1-1		0-0-0		5-1-0							
4-0-1		0-0-0		0-0-0		HOME		2-0-1		0-0-0		2-0-0							
1-3-0		0-1-0		0-0-		AWAY		0-1-0		0-0-0		1-1-0							
2-0-0		0-0-0		0-0-0		NEUTRAL		0-0-0		0-0-0		2-0-0							
3-2-2		0-0-0		0-0-0		CONFERENCE		1-1-1		0-0-0		2-1-1							
2-2-0		0-0-0		0-0-0		HOME		1-1-0		0-0-0		1-1-0							
1-0-2		0-0-0		0-0-0		AWAY		0-0-1		0-0-0		1-0-1							
0-0-0		0-0-0		0-0-0		NEUTRAL		0-0-0		0-0-0		0-0-0							
RPI S	Opponent	Score		RPI S	Opponent	Score		RPI S	Opponent	Score		RPI S	Opponent	Score					
25 A	Indiana	0 4						52 A	Kentucky	1 4		186 H	Drake	3 4					
								66 H	Southeast Mo. St.	1 1		192 H	Murray St.	2 1					
								68 H	Western Ill.	3 0		207 H	Missouri St.	1 0					
								90 H	UAB	3 0		209 H	DePaul	1 0					
								91 A	Illinois St.	1 1		266 A	Indiana St.	2 1					
								97 H	Creighton	1 0		267 A	UNI	0 0					
								97 H	Creighton	1 3		268 A	Eastern Ky.	1 2					
												273 N	Austin Peay	2 1					
												274 N	Jacksonville St.	3 2					
												286 A	IUPUI	1 0					
				LAST 10 GAMES															
				97 H	Creighton	1 3		207 H	Missouri St.	1 0									
				268 A	Eastern Ky.	1 2		266 A	Indiana St.	2 1									
				97 H	Creighton	1 0		267 A	UNI	0 0									
				91 A	Illinois St.	1 1		286 A	IUPUI	1 0									
				186 H	Drake	3 4		90 H	UAB	3 0									

Non-Div. I Games:

Evansville

Average RPI Win: 210		WON-LOST	WINNING	LAST 10	STRENGTH OF		OPP. STRENGTH	TEAM	ADJ	CONF.	ADJ CONF.
Average RPI Loss: 79		RECORD	PCT. RANK	GAMES	SCHEDULE		OF SCHEDULE	RPI	RPI	RPI	RPI
DIV. I ONLY		11-7-3	.59524	100	6-2-2		151	148	115	.51765	122
DIV. I NON-CONF.		3-6-2	.36364	227	0-1-1		80	28	136	.50785	134
TOTALS		RPI 1-25	RPI 26-50		W-L RECORDS		RPI 51-100		RPI 101-150		RPI 150+
11-7-3	0-2-0	0-1-0		OVERALL		1-2-1		1-1-0		9-1-2	
5-2-2	0-1-0	0-0-0		HOME		0-0-1		1-0-0		4-1-1	
5-4-1	0-0-0	0-1-0		AWAY		0-2-0		0-1-0		5-0-1	
1-1-0	0-1-0	0-0-0		NEUTRAL		1-0-0		0-0-0		0-0-0	
3-6-2	0-2-0	0-1-0		NON-CONFERENCE		1-2-1		1-1-0		1-0-1	
1-1-2	0-1-0	0-0-0		HOME		0-0-1		1-0-0		0-0-1	
1-4-0	0-0-0	0-0-0		AWAY		0-2-0		0-1-0		1-0-0	
1-1-0	0-1-0	0-0-0		NEUTRAL		1-0-0		0-0-0		0-0-0	
8-1-1	0-0-0	0-0-0		CONFERENCE		0-0-0		0-0-0		8-1-1	
4-1-0	0-0-0	0-0-0		HOME		0-0-0		0-0-0		4-1-0	
4-0-1	0-0-0	0-0-0		AWAY		0-0-0		0-0-0		4-0-1	
0-0-0	0-0-0	0-0-0		NEUTRAL		0-0-0		0-0-0		0-0-0	
RPI S	Opponent	Score		RPI S	Opponent	Score		RPI S	Opponent	Score	
11 H	Stanford	0	2	33 A	Boston College	0	1	54 A	Yale	0	1
16 N	Wake Forest	1	2					78 H	Minnesota	1	1
								80 N	Milwaukee	1	0
								89 A	Harvard	0	1
								110 H	Princeton	1	0
								117 A	Wisconsin	0	1
								151 H	Dartmouth	1	1
								158 A	Brown	1	0
								159 A	Stony Brook	3	0
								169 A	New Hampshire	0	0
								169 A	New Hampshire	2	1
								198 A	Maine	3	1
								231 H	Hartford	0	1
								280 H	Vermont	1	0
								285 A	Albany (N.Y.)	4	0
								288 H	Binghamton	2	0
								288 H	Binghamton	2	0
								291 H	UMBC	2	0
LAST 10 GAMES											
16 N	Wake Forest	1	2	159 A	Stony Brook	3	0				
169 A	New Hampshire	2	1	231 H	Hartford	0	1				
288 H	Binghamton	2	0	291 H	UMBC	2	0				
288 H	Binghamton	2	0	198 A	Maine	3	1				
169 A	New Hampshire	0	0	151 H	Dartmouth	1	1				

Non-Div. I Games:

Boston U.

Average RPI Win:		225	WON-LOST RECORD		WINNING PCT. RANK		LAST 10 GAMES		STRENGTH OF SCHEDULE		OPP. STRENGTH OF SCHEDULE		TEAM RPI		ADJ RPI		CONF. RPI		ADJ CONF. RPI				
DIV. I ONLY			9-8-3		.525	146	5-3-2		102		158		118		.51752		123	15		15			
DIV. I NON-CONF.			3-5-0		.375	221	0-0-0		45		150		132		.50877		133	14		14			
TOTALS		RPI 1-25		RPI 26-50		W-L RECORDS		RPI 51-100		RPI 101-150		RPI 150+											
9-8-3		0-1-0		0-3-0		OVERALL		0-2-1		0-1-0		9-1-2											
7-3-2		0-0-0		0-1-0		HOME		0-0-1		0-1-0		7-1-1											
2-4-1		0-1-0		0-1-0		AWAY		0-2-0		0-0-0		2-0-1											
0-1-0		0-0-0		0-1-0		NEUTRAL		0-0-0		0-0-0		0-0-0											
3-5-0		0-1-0		0-1-0		NON-CONFERENCE		0-1-0		0-1-0		3-1-0											
3-3-0		0-0-0		0-1-0		HOME		0-0-0		0-1-0		3-1-0											
0-2-0		0-1-0		0-0-		AWAY		0-1-0		0-0-0		0-0-0											
0-0-0		0-0-0		0-0-0		NEUTRAL		0-0-0		0-0-0		0-0-0											
6-3-3		0-0-0		0-2-0		CONFERENCE		0-1-1		0-0-0		6-0-2											
4-0-2		0-0-0		0-0-0		HOME		0-0-1		0-0-0		4-0-1											
2-2-1		0-0-0		0-1-0		AWAY		0-1-0		0-0-0		2-0-1											
0-1-0		0-0-0		0-1-0		NEUTRAL		0-0-0		0-0-0		0-0-0											
RPI	S	Opponent		Score		RPI	S	Opponent		Score		RPI	S	Opponent		Score							
10	A	Texas A&M		0	4	26	A	UNC Greensboro		2	3	67	H	Furman		0	0	137	H	Vanderbilt	0	3	
						26	N	UNC Greensboro		0	1	75	A	Davidson		1	2	153	H	Coastal Caro.	0	2	
						34	H	LSU		0	4	93	A	UNC Wilmington		0	2	163	H	Western Caro.	2	0	
																		163	H	Western Caro.	1	1	
																		177	A	Appalachian St.	0	0	
																		188	H	Francis Marion	4	1	
																		194	H	Wofford	2	0	
																		201	H	Charleston So.	3	0	
																		211	H	Jacksonville	1	0	
																		232	H	Elon	2	0	
																		256	H	Ga. Southern	2	0	
																		290	A	Chattanooga	3	0	
																		294	A	Citadel	4	1	
						LAST 10 GAMES																	
						26	N	UNC Greensboro		0	1	75	A	Davidson		1	2						
						163	H	Western Caro.		1	1	294	A	Citadel		4	1						
						26	A	UNC Greensboro		2	3	163	H	Western Caro.		2	0						
						67	H	Furman		0	0	194	H	Wofford		2	0						
						290	A	Chattanooga		3	0	256	H	Ga. Southern		2	0						

Non-Div. I Games:

Col. of Charleston

Average RPI Win: 243		WON-LOST RECORD	WINNING PCT. RANK	LAST 10 GAMES	STRENGTH OF SCHEDULE	OPP. STRENGTH OF SCHEDULE	TEAM RPI	ADJ RPI		CONF. RPI	ADJ CONF. RPI
Average RPI Loss: 50											
DIV. I ONLY		14-5-4	.69565 40	7-1-2	231	200	128	.51716	124	19	19
DIV. I NON-CONF.		8-4-2	.64286 82	1-1-0	240	212	165	.48985	164	20	20
<hr/>											
TOTALS		RPI 1-25	RPI 26-50		W-L RECORDS		RPI 51-100		RPI 101-150		RPI 150+
14-5-4		0-2-0	0-1-0		OVERALL		0-1-1		3-1-1		11-0-2
9-0-1		0-0-0	0-0-0		HOME		0-0-0		1-0-0		8-0-1
3-4-2		0-2-0	0-0-0		AWAY		0-1-0		1-1-1		2-0-1
2-1-1		0-0-0	0-1-0		NEUTRAL		0-0-1		1-0-0		1-0-0
8-4-2		0-2-0	0-1-0		NON-CONFERENCE		0-1-1		1-0-0		7-0-1
6-0-1		0-0-0	0-0-0		HOME		0-0-0		1-0-0		5-0-1
1-3-0		0-2-0	0-0-		AWAY		0-1-0		0-0-0		1-0-0
1-1-1		0-0-0	0-1-0		NEUTRAL		0-0-1		0-0-0		1-0-0
6-1-2		0-0-0	0-0-0		CONFERENCE		0-0-0		2-1-1		4-0-1
3-0-0		0-0-0	0-0-0		HOME		0-0-0		0-0-0		3-0-0
2-1-2		0-0-0	0-0-0		AWAY		0-0-0		1-1-1		1-0-1
1-0-0		0-0-0	0-0-0		NEUTRAL		0-0-0		1-0-0		0-0-0
RPI S	Opponent	Score		RPI S	Opponent	Score		RPI S	Opponent	Score	
7 A	West Virginia	0	4	27 N	William & Mary	0	4	59 A	VCU	0	3
18 A	James Madison	0	2					69 N	Iowa	1	1
								127 A	American	2	2
								127 N	American	2	0
								138 A	Bucknell	1	0
								138 A	Bucknell	0	1
								139 H	Towson	1	0
								173 H	Colgate	2	1
								178 A	Lehigh	0	0
								200 H	Army	2	0
								255 A	St. Francis (Pa.)	1	0
								257 H	Rider	1	1
								279 H	Holy Cross	2	0
								286 N	IUPUI	3	0
								293 A	Lafayette	3	0
								295 H	Wagner	3	1
								297 H	VMI	2	1
								307 H	St. Peter's	4	0
								308 H	NJIT	3	0
								310 H	Howard	8	1
<hr/>											
LAST 10 GAMES											
7 A	West Virginia	0	4	310 H	Howard	8	1				
200 H	Army	2	0	279 H	Holy Cross	2	0				
138 A	Bucknell	1	0	127 A	American	2	2				
127 N	American	2	0	178 A	Lehigh	0	0				
173 H	Colgate	2	1	293 A	Lafayette	3	0				

Non-Div. I Games:

Navy

Average RPI Win: 167		WON-LOST	WINNING	LAST 10	STRENGTH OF	OPP. STRENGTH	TEAM	ADJ	CONF.	ADJ CONF.							
Average RPI Loss: 55		RECORD	PCT. RANK	GAMES	SCHEDULE	OF SCHEDULE	RPI	RPI	RPI	RPI							
DIV. I ONLY		3-9-6	.33333	241	1-4-5	40	27	131	.51673	125	3	3					
DIV. I NON-CONF.		2-4-2	.375	221	0-0-1	44	62	116	.5226	116	3	3					
<hr/>																	
TOTALS		RPI 1-25		RPI 26-50		W-L RECORDS		RPI 51-100		RPI 101-150		RPI 150+					
3-9-6		0-2-3		0-3-0		OVERALL		0-3-1		1-0-2		2-1-0					
3-3-4		0-1-2		0-2-0		HOME		0-0-1		1-0-1		2-0-0					
0-5-2		0-1-1		0-1-0		AWAY		0-3-0		0-0-1		0-0-0					
0-1-0		0-0-0		0-0-0		NEUTRAL		0-0-0		0-0-0		0-1-0					
2-4-2		0-1-1		0-1-0		NON-CONFERENCE		0-1-0		0-0-1		2-1-0					
2-2-0		0-1-0		0-1-0		HOME		0-0-0		0-0-0		2-0-0					
0-1-2		0-0-1		0-0-		AWAY		0-1-0		0-0-1		0-0-0					
0-1-0		0-0-0		0-0-0		NEUTRAL		0-0-0		0-0-0		0-1-0					
1-5-4		0-1-2		0-2-0		CONFERENCE		0-2-1		1-0-1		0-0-0					
1-1-4		0-0-2		0-1-0		HOME		0-0-1		1-0-1		0-0-0					
0-4-0		0-1-0		0-1-0		AWAY		0-2-0		0-0-0		0-0-0					
0-0-0		0-0-0		0-0-0		NEUTRAL		0-0-0		0-0-0		0-0-0					
RPI	S	Opponent		Score		RPI	S	Opponent		Score		RPI	S	Opponent		Score	
3	H	Southern California		0	2	32	A	Ohio St.		0	1	51	H	Northwestern		0	0
4	A	Penn St.		0	2	39	H	Illinois		0	2	56	A	Loyola Marymount		0	3
8	A	Notre Dame		0	0	50	H	Marquette		0	2	69	A	Iowa		1	2
14	H	Purdue		0	0							78	A	Minnesota		1	2
25	H	Indiana		1	1												
								</									

Non-Div. I Games:

Michigan

Average RPI Win: 222		WON-LOST	WINNING	LAST 10	STRENGTH OF	OPP. STRENGTH	TEAM	ADJ	CONF.	ADJ CONF.		
Average RPI Loss: 149		RECORD	PCT. RANK	GAMES	SCHEDULE	OF SCHEDULE	RPI	RPI	RPI	RPI		
DIV. I ONLY		11-5-3	.65789	56	7-2-1	187	236	123	.51579	126	23	24
DIV. I NON-CONF.		3-3-2	.5	149	0-0-0	163	204	166	.48647	167	25	24
<hr/>												
TOTALS		RPI 1-25		RPI 26-50		W-L RECORDS		RPI 51-100		RPI 101-150		RPI 150+
11-5-3		0-0-0		0-0-0		OVERALL		0-1-2		1-1-0		10-3-1
4-2-2		0-0-0		0-0-0		HOME		0-1-1		0-0-0		4-1-1
7-3-1		0-0-0		0-0-0		AWAY		0-0-1		1-1-0		6-2-0
0-0-0		0-0-0		0-0-0		NEUTRAL		0-0-0		0-0-0		0-0-0
3-3-2		0-0-0		0-0-0		NON-CONFERENCE		0-0-1		1-1-0		2-2-1
0-0-2		0-0-0		0-0-0		HOME		0-0-1		0-0-0		0-0-1
3-3-0		0-0-0		0-0-		AWAY		0-0-0		1-1-0		2-2-0
0-0-0		0-0-0		0-0-0		NEUTRAL		0-0-0		0-0-0		0-0-0
8-2-1		0-0-0		0-0-0		CONFERENCE		0-1-1		0-0-0		8-1-0
4-2-0		0-0-0		0-0-0		HOME		0-1-0		0-0-0		4-1-0
4-0-1		0-0-0		0-0-0		AWAY		0-0-1		0-0-0		4-0-0
0-0-0		0-0-0		0-0-0		NEUTRAL		0-0-0		0-0-0		0-0-0
RPI	S	Opponent	Score	RPI	S	Opponent	Score	RPI	S	Opponent	Score	
						77 A Loyola (Md.)	0 0			116 A Seton Hall	1 4	
						77 H Loyola (Md.)	0 2			138 A Bucknell	2 0	
						86 H Columbia	2 2			160 A Fairfield	2 1	
										173 A Colgate	1 2	
										178 A Lehigh	0 1	
										197 H Niagara	3 1	
										197 H Niagara	2 1	
										200 A Army	2 0	
										202 A Temple	3 0	
										203 H Manhattan	2 3	
										249 A Siena	3 0	
										257 A Rider	4 0	
										262 A Iona	3 2	
										272 H Canisius	3 0	
										285 H Albany (N.Y.)	2 2	
										307 H St. Peter's	5 1	
<hr/>												
LAST 10 GAMES												
						77 H Loyola (Md.)	0 2			257 A Rider	4 0	
						197 H Niagara	2 1			203 H Manhattan	2 3	
						272 H Canisius	3 0			307 H St. Peter's	5 1	
						197 H Niagara	3 1			160 A Fairfield	2 1	
						77 A Loyola (Md.)	0 0			262 A Iona	3 2	

Non-Div. I Games:

Marist

Average RPI Win: 213		WON-LOST RECORD		WINNING PCT. RANK		LAST 10 GAMES		STRENGTH OF SCHEDULE		OPP. STRENGTH OF SCHEDULE		TEAM RPI		ADJ RPI		CONF. RPI		ADJ CONF. RPI					
DIV. I ONLY		10-6-3		.60526 89		4-3-3		143		199		114		.51545 127		19		19					
DIV. I NON-CONF.		6-5-0		.54545 141		0-2-0		134		170		130		.5067 136		20		20					
TOTALS		RPI 1-25		RPI 26-50		W-L RECORDS		RPI 51-100		RPI 101-150		RPI 150+											
10-6-3		0-1-0		0-1-0		OVERALL		0-0-0		1-2-2		9-2-1											
4-2-3		0-0-0		0-0-0		HOME		0-0-0		0-0-2		4-2-1											
5-3-0		0-1-0		0-1-0		AWAY		0-0-0		1-1-0		4-0-0											
1-1-0		0-0-0		0-0-0		NEUTRAL		0-0-0		0-1-0		1-0-0											
6-5-0		0-1-0		0-1-0		NON-CONFERENCE		0-0-0		1-1-0		5-2-0											
3-2-0		0-0-0		0-0-0		HOME		0-0-0		0-0-0		3-2-0											
2-3-0		0-1-0		0-0-		AWAY		0-0-0		1-1-0		1-0-0											
1-0-0		0-0-0		0-0-0		NEUTRAL		0-0-0		0-0-0		1-0-0											
4-1-3		0-0-0		0-0-0		CONFERENCE		0-0-0		0-1-2		4-0-1											
1-0-3		0-0-0		0-0-0		HOME		0-0-0		0-0-2		1-0-1											
3-0-0		0-0-0		0-0-0		AWAY		0-0-0		0-0-0		3-0-0											
0-1-0		0-0-0		0-0-0		NEUTRAL		0-0-0		0-1-0		0-0-0											
RPI	S	Opponent		Score		RPI	S	Opponent		Score		RPI	S	Opponent		Score							
18	A	James Madison		0 3		46	A	Georgetown		0 1		124	H	Navy		2 2							
												124	N	Navy		0 2							
												129	A	George Mason		3 1							
												138	H	Bucknell		1 1							
												139	A	Towson		1 2							
												156	H	Richmond		3 0							
												173	A	Colgate		1 0							
												178	A	Lehigh		2 1							
												180	H	George Washington		0 1							
												197	A	Niagara		2 1							
												200	H	Army		0 0							
												203	H	Manhattan		4 1							
												225	H	Long Island		0 1							
												244	N	Buffalo		3 0							
												279	H	Holy Cross		3 0							
												282	H	Mt. St. Mary's		2 0							
												293	A	Lafayette		5 0							
LAST 10 GAMES																							
124 N Navy						0 2						293 A Lafayette						5 0					
138 H Bucknell						1 1						178 A Lehigh						2 1					
200 H Army						0 0						173 A Colgate						1 0					
279 H Holy Cross						3 0						225 H Long Island						0 1					
124 H Navy						2 2						180 H George Washington						0 1					

Non-Div. I Games:

American

Average RPI Win:	201	WON-LOST	WINNING	LAST 10	STRENGTH OF	OPP. STRENGTH	TEAM	ADJ	CONF.	ADJ CONF.	
Average RPI Loss:	105	RECORD	PCT. RANK	GAMES	SCHEDULE	OF SCHEDULE	RPI	RPI	RPI	RPI	
DIV. I ONLY	13-7-1	.64286	68	7-2-1	204	160	126	.51492	128	21	21
DIV. I NON-CONF.	6-5-0	.54545	141	1-0-0	182	127	145	.49884	149	18	18
<hr/>											
TOTALS	RPI 1-25	RPI 26-50		W-L RECORDS	RPI 51-100		RPI 101-150		RPI 150+		
13-7-1	0-0-0	0-0-0		OVERALL	1-4-0		1-2-0		11-1-1		
7-1-0	0-0-0	0-0-0		HOME	1-1-0		0-0-0		6-0-0		
5-5-1	0-0-0	0-0-0		AWAY	0-2-0		1-2-0		4-1-1		
1-1-0	0-0-0	0-0-0		NEUTRAL	0-1-0		0-0-0		1-0-0		
<hr/>											
6-5-0	0-0-0	0-0-0		NON-CONFERENCE	1-2-0		1-2-0		4-1-0		
4-1-0	0-0-0	0-0-0		HOME	1-1-0		0-0-0		3-0-0		
2-4-0	0-0-0	0-0-		AWAY	0-1-0		1-2-0		1-1-0		
0-0-0	0-0-0	0-0-0		NEUTRAL	0-0-0		0-0-0		0-0-0		
<hr/>											
7-2-1	0-0-0	0-0-0		CONFERENCE	0-2-0		0-0-0		7-0-1		
3-0-0	0-0-0	0-0-0		HOME	0-0-0		0-0-0		3-0-0		
3-1-1	0-0-0	0-0-0		AWAY	0-1-0		0-0-0		3-0-1		
1-1-0	0-0-0	0-0-0		NEUTRAL	0-1-0		0-0-0		1-0-0		
<hr/>											
RPI S	Opponent	Score	RPI S	Opponent	Score	RPI S	Opponent	Score	RPI S	Opponent	Score
						56 A	Loyola Marymount	0 2	108 A	Wyoming	1 0
						58 A	Hawaii	1 2	131 A	Sacramento St.	1 5
						58 N	Hawaii	0 1	144 A	UC Riverside	1 5
						60 H	Cal St. Fullerton	2 3	164 H	UC Irvine	3 0
						87 H	UTEP	3 2	165 A	Boise St.	1 1
									165 A	Boise St.	4 1
									184 A	Northern Colo.	3 0
									190 H	Utah St.	1 0
									214 H	San Francisco	1 0
									221 A	Nevada	3 1
									221 N	Nevada	1 0
									226 A	UC Davis	0 1
									248 A	Idaho	3 0
									260 H	Cal St. Bakersfield	2 0
									276 H	San Jose St.	1 0
			277 H	Louisiana Tech	4 0						
<hr/>											
			LAST 10 GAMES								
			58 N	Hawaii	0 1	248 A	Idaho	3 0			
			165 A	Boise St.	4 1	165 A	Boise St.	1 1			
			221 N	Nevada	1 0	190 H	Utah St.	1 0			
			221 A	Nevada	3 1	277 H	Louisiana Tech	4 0			
			260 H	Cal St. Bakersfield	2 0	58 A	Hawaii	1 2			

Non-Div. I Games:

Fresno St.

Average RPI Win: 142		WON-LOST RECORD		WINNING PCT. RANK		LAST 10 GAMES		STRENGTH OF SCHEDULE		OPP. STRENGTH OF SCHEDULE		TEAM RPI		ADJ RPI		CONF. RPI		ADJ CONF. RPI	
DIV. I ONLY		8-10-1		.44737 187		3-6-1		77		91		130		.51456 129		8		8	
DIV. I NON-CONF.		4-3-0		.57143 120		0-0-0		121		128		111		.52557 113		8		8	
TOTALS		RPI 1-25		RPI 26-50		W-L RECORDS		RPI 51-100		RPI 101-150		RPI 150+							
8-10-1		0-3-0		0-1-0		OVERALL		2-1-1		2-3-0		4-2-0							
6-4-0		0-2-0		0-0-0		HOME		1-0-0		1-1-0		4-1-0							
1-5-1		0-1-0		0-1-0		AWAY		0-1-1		1-2-0		0-0-0							
1-1-0		0-0-0		0-0-0		NEUTRAL		1-0-0		0-0-0		0-1-0							
4-3-0		0-0-0		0-0-0		NON-CONFERENCE		2-0-0		0-2-0		2-1-0							
3-1-0		0-0-0		0-0-0		HOME		1-0-0		0-1-0		2-0-0							
0-1-0		0-0-0		0-0-		AWAY		0-0-0		0-1-0		0-0-0							
1-1-0		0-0-0		0-0-0		NEUTRAL		1-0-0		0-0-0		0-1-0							
4-7-1		0-3-0		0-1-0		CONFERENCE		0-1-1		2-1-0		2-1-0							
3-3-0		0-2-0		0-0-0		HOME		0-0-0		1-0-0		2-1-0							
1-4-1		0-1-0		0-1-0		AWAY		0-1-1		1-1-0		0-0-0							
0-0-0		0-0-0		0-0-0		NEUTRAL		0-0-0		0-0-0		0-0-0							
RPI S	Opponent	Score		RPI S	Opponent	Score		RPI S	Opponent	Score		RPI S	Opponent	Score					
18 A	James Madison	1	2	27 A	William & Mary	0	2	53 H	Virginia Tech	1	0	107 A	Georgia St.	2	1				
18 H	James Madison	2	3					59 A	VCU	1	1	111 A	Maryland	0	1				
21 H	Hofstra	1	2					89 N	Harvard	2	1	127 H	American	1	3				
								93 A	UNC Wilmington	0	1	139 H	Towson	3	0				
												140 A	Old Dominion	0	1				
												154 H	Delaware	2	3				
												159 H	Stony Brook	3	0				
												180 H	George Washington	1	0				
												196 H	Northeastern	2	0				
												213 H	Drexel	4	0				
												257 N	Rider	0	2				
LAST 10 GAMES																			
18 A	James Madison	1	2	140 A	Old Dominion	0	1												
139 H	Towson	3	0	213 H	Drexel	4	0												
18 H	James Madison	2	3	154 H	Delaware	2	3												
59 A	VCU	1	1	107 A	Georgia St.	2	1												
27 A	William & Mary	0	2	93 A	UNC Wilmington	0	1												

Non-Div. I Games:

George Mason

Average RPI Win:		166	WON-LOST RECORD		WINNING PCT. RANK		LAST 10 GAMES		STRENGTH OF SCHEDULE		OPP. STRENGTH OF SCHEDULE		TEAM RPI		ADJ RPI		CONF. RPI		ADJ CONF. RPI				
Average RPI Loss:		84																					
DIV. I ONLY			8-11-0		.42105 200		4-6-0		46		129		124		.51422 130		10		10				
DIV. I NON-CONF.			4-5-0		.44444 186		0-0-0		46		215		117		.51953 119		10		10				
TOTALS		RPI 1-25		RPI 26-50		W-L RECORDS		RPI 51-100		RPI 101-150		RPI 150+											
8-11-0		0-1-0		0-3-0		OVERALL		3-5-0		0-0-0		5-2-0											
4-4-0		0-0-0		0-0-0		HOME		1-3-0		0-0-0		3-1-0											
4-5-0		0-1-0		0-2-0		AWAY		2-1-0		0-0-0		2-1-0											
0-2-0		0-0-0		0-1-0		NEUTRAL		0-1-0		0-0-0		0-0-0											
4-5-0		0-0-0		0-1-0		NON-CONFERENCE		0-3-0		0-0-0		4-1-0											
2-2-0		0-0-0		0-0-0		HOME		0-1-0		0-0-0		2-1-0											
2-2-0		0-0-0		0-0-		AWAY		0-1-0		0-0-0		2-0-0											
0-1-0		0-0-0		0-0-0		NEUTRAL		0-1-0		0-0-0		0-0-0											
4-6-0		0-1-0		0-2-0		CONFERENCE		3-2-0		0-0-0		1-1-0											
2-2-0		0-0-0		0-0-0		HOME		1-2-0		0-0-0		1-0-0											
2-3-0		0-1-0		0-1-0		AWAY		2-0-0		0-0-0		0-1-0											
0-1-0		0-0-0		0-1-0		NEUTRAL		0-0-0		0-0-0		0-0-0											
RPI	S	Opponent		Score		RPI	S	Opponent		Score		RPI	S	Opponent		Score							
20	A	UCF		0 2		34	A	LSU		0 3		63	H	Colorado Col.		0 2		187	A	Alabama A&M		5 2	
						35	A	Memphis		0 4		64	H	Mississippi		0 4		189	A	South Ala.		2 1	
						35	N	Memphis		0 6		67	N	Furman		0 3		205	A	Tulsa		0 1	
												71	H	East Carolina		1 2		206	H	Southeastern La.		1 0	
												87	H	UTEP		2 1		220	H	Jackson St.		4 2	
												90	A	UAB		1 0		238	H	Mississippi Val.		1 2	
												94	A	Alabama		0 3		253	H	Marshall		1 0	
												95	A	SMU		1 0							
						LAST 10 GAMES																	
						35	N	Memphis		0 6		63	H	Colorado Col.		0 2							
						20	A	UCF		0 2		205	A	Tulsa		0 1							
						90	A	UAB		1 0		95	A	SMU		1 0							
						35	A	Memphis		0 4		253	H	Marshall		1 0							
						87	H	UTEP		2 1		71	H	East Carolina		1 2							

Non-Div. I Games:

Southern Miss.

Average RPI Win:	202	WON-LOST	WINNING	LAST 10	STRENGTH OF	OPP. STRENGTH	TEAM	ADJ	CONF.	ADJ CONF.	
Average RPI Loss:	119	RECORD	PCT. RANK	GAMES	SCHEDULE	OF SCHEDULE	RPI	RPI	RPI	RPI	
DIV. I ONLY	11-4-5	.675	44	6-1-3	227	162	125	.51352	131	17	17
DIV. I NON-CONF.	5-4-2	.54545	141	0-1-0	223	130	175	.47875	179	17	17
<hr/>											
TOTALS	RPI 1-25	RPI 26-50		W-L RECORDS		RPI 51-100		RPI 101-150		RPI 150+	
11-4-5	0-1-0	0-0-0		OVERALL		1-1-1		2-0-0		8-2-4	
10-0-1	0-0-0	0-0-0		HOME		1-0-0		2-0-0		7-0-1	
1-4-4	0-1-0	0-0-0		AWAY		0-1-1		0-0-0		1-2-3	
0-0-0	0-0-0	0-0-0		NEUTRAL		0-0-0		0-0-0		0-0-0	
<hr/>											
5-4-2	0-1-0	0-0-0		NON-CONFERENCE		1-1-1		1-0-0		3-2-1	
5-0-0	0-0-0	0-0-0		HOME		1-0-0		1-0-0		3-0-0	
0-4-2	0-1-0	0-0-		AWAY		0-1-1		0-0-0		0-2-1	
0-0-0	0-0-0	0-0-0		NEUTRAL		0-0-0		0-0-0		0-0-0	
<hr/>											
6-0-3	0-0-0	0-0-0		CONFERENCE		0-0-0		1-0-0		5-0-3	
5-0-1	0-0-0	0-0-0		HOME		0-0-0		1-0-0		4-0-1	
1-0-2	0-0-0	0-0-0		AWAY		0-0-0		0-0-0		1-0-2	
0-0-0	0-0-0	0-0-0		NEUTRAL		0-0-0		0-0-0		0-0-0	
<hr/>											
RPI S	Opponent	Score	RPI S	Opponent	Score	RPI S	Opponent	Score	RPI S	Opponent	Score
11 A	Stanford	0 7				56 A	Loyola Marymount	0 2	128 H	Fresno St.	5 1
						74 A	Pepperdine	1 1	150 H	Weber St.	2 1
						87 H	UTEP	1 0	157 H	Idaho St.	1 1
									183 A	St. Mary's (Cal.)	0 2
									184 A	Northern Colo.	1 1
									184 H	Northern Colo.	3 0
									195 H	Portland St.	2 1
									195 H	Portland St.	1 0
									221 A	Nevada	3 3
									223 A	Eastern Wash.	4 0
									226 A	UC Davis	2 3
									236 A	Montana	0 0
									239 H	Northern Ariz.	2 0
									260 H	Cal St. Bakersfield	2 0
									276 H	San Jose St.	2 0
									282 H	Mt. St. Mary's	4 0
<hr/>											
LAST 10 GAMES											
11 A	Stanford	0 7	184 A	Northern Colo.	1 1						
184 H	Northern Colo.	3 0	223 A	Eastern Wash.	4 0						
195 H	Portland St.	2 1	236 A	Montana	0 0						
195 H	Portland St.	1 0	157 H	Idaho St.	1 1						
239 H	Northern Ariz.	2 0	150 H	Weber St.	2 1						

Non-Div. I Games: Menlo 6 0

Sacramento St.

Average RPI Win: 191		WON-LOST RECORD		WINNING PCT. RANK		LAST 10 GAMES		STRENGTH OF SCHEDULE		OPP. STRENGTH OF SCHEDULE		TEAM RPI		ADJ RPI		CONF. RPI		ADJ CONF. RPI	
DIV. I ONLY		6-10-3		.39474 215		1-8-1		73		49		136		.51276 132		1		1	
DIV. I NON-CONF.		6-1-2		.77778 22		1-0-0		156		185		69		.56278 69		1		1	
TOTALS		RPI 1-25		RPI 26-50		W-L RECORDS		RPI 51-100		RPI 101-150		RPI 150+							
6-10-3		0-4-1		0-4-0		OVERALL		2-1-0		0-1-1		4-0-1							
4-5-2		0-2-1		0-2-0		HOME		2-1-0		0-0-1		2-0-0							
1-5-1		0-2-0		0-2-0		AWAY		0-0-0		0-1-0		1-0-1							
1-0-0		0-0-0		0-0-0		NEUTRAL		0-0-0		0-0-0		1-0-0							
6-1-2		0-0-0		0-1-0		NON-CONFERENCE		2-0-0		0-0-1		4-0-1							
4-1-1		0-0-0		0-1-0		HOME		2-0-0		0-0-1		2-0-0							
1-0-1		0-0-0		0-0-		AWAY		0-0-0		0-0-0		1-0-1							
1-0-0		0-0-0		0-0-0		NEUTRAL		0-0-0		0-0-0		1-0-0							
0-9-1		0-4-1		0-3-0		CONFERENCE		0-1-0		0-1-0		0-0-0							
0-4-1		0-2-1		0-1-0		HOME		0-1-0		0-0-0		0-0-0							
0-5-0		0-2-0		0-2-0		AWAY		0-0-0		0-1-0		0-0-0							
0-0-0		0-0-0		0-0-0		NEUTRAL		0-0-0		0-0-0		0-0-0							
RPI	S	Opponent		Score		RPI	S	Opponent		Score		RPI	S	Opponent		Score			
2	A	North Carolina		1	4	27	H	William & Mary		0	3	53	H	Virginia Tech		1	4		
5	A	Florida St.		1	4	29	H	Duke		0	1	59	H	VCU		1	0		
12	H	Virginia		0	3	33	A	Boston College		0	4	75	H	Davidson		5	1		
16	H	Wake Forest		2	4	47	A	Miami (Fla.)		1	2								
23	H	Clemson		2	2														

Non-Div. I Games:

North Carolina St.

Average RPI Win: 224		WON-LOST	WINNING	LAST 10	STRENGTH OF		OPP. STRENGTH	TEAM	ADJ	CONF.	ADJ CONF.
Average RPI Loss: 76		RECORD	PCT. RANK	GAMES	SCHEDULE		OF SCHEDULE	RPI	RPI	RPI	RPI
DIV. I ONLY		13-6-1	.675	44	6-3-1		241	187	135	.51208	133
DIV. I NON-CONF.		7-3-0	.7	57	0-0-0		178	101	91	.54611	89
TOTALS		RPI 1-25	RPI 26-50		W-L RECORDS		RPI 51-100		RPI 101-150		RPI 150+
13-6-1	0-1-0	0-1-0		OVERALL		1-1-0		1-3-0		11-0-1	
7-1-0	0-0-0	0-0-0		HOME		0-0-0		0-1-0		7-0-0	
6-4-1	0-1-0	0-1-0		AWAY		1-1-0		1-1-0		4-0-1	
0-1-0	0-0-0	0-0-0		NEUTRAL		0-0-0		0-1-0		0-0-0	
7-3-0	0-1-0	0-1-0		NON-CONFERENCE		1-0-0		1-1-0		5-0-0	
3-0-0	0-0-0	0-0-0		HOME		0-0-0		0-0-0		3-0-0	
4-3-0	0-1-0	0-0-		AWAY		1-0-0		1-1-0		2-0-0	
0-0-0	0-0-0	0-0-0		NEUTRAL		0-0-0		0-0-0		0-0-0	
6-3-1	0-0-0	0-0-0		CONFERENCE		0-1-0		0-2-0		6-0-1	
4-1-0	0-0-0	0-0-0		HOME		0-0-0		0-1-0		4-0-0	
2-1-1	0-0-0	0-0-0		AWAY		0-1-0		0-0-0		2-0-1	
0-1-0	0-0-0	0-0-0		NEUTRAL		0-0-0		0-1-0		0-0-0	
RPI S	Opponent	Score		RPI S	Opponent	Score		RPI S	Opponent	Score	
17 A	Texas	1	2	32 A	Ohio St.	0	3	51 A	Northwestern	1	0
								80 A	Milwaukee	0	2
								102 A	Toledo	0	1
								113 H	Loyola (Ill.)	0	2
								113 N	Loyola (Ill.)	0	1
								143 A	Bowling Green	2	1
								155 H	Butler	1	0
								168 H	Cincinnati	2	1
								199 H	Valparaiso	1	0
								237 A	Kent St.	4	0
								242 A	Western Mich.	2	0
								273 H	Austin Peay	2	0
								274 H	Jacksonville St.	3	1
								275 A	Detroit	1	1
								275 H	Detroit	6	0
								287 A	Green Bay	5	2
								301 H	Cleveland St.	4	0
								309 A	Youngstown St.	3	0
LAST 10 GAMES											
				113 N	Loyola (Ill.)	0	1	287 A	Green Bay	5	2
				275 H	Detroit	6	0	309 A	Youngstown St.	3	0
				113 H	Loyola (Ill.)	0	2	275 A	Detroit	1	1
				199 H	Valparaiso	1	0	301 H	Cleveland St.	4	0
				80 A	Milwaukee	0	2	155 H	Butler	1	0

Non-Div. I Games:

Wright St.

Average RPI Win: 193		WON-LOST	WINNING	LAST 10	STRENGTH OF		OPP. STRENGTH	TEAM	ADJ	CONF.	ADJ CONF.
Average RPI Loss: 93		RECORD	PCT. RANK	GAMES	SCHEDULE		OF SCHEDULE	RPI	RPI	RPI	RPI
DIV. I ONLY		7-8-4	.47368	173	3-5-2		115	79	137	.51182	134
DIV. I NON-CONF.		4-2-2	.625	89	0-0-0		118	116	93	.54453	92
TOTALS		RPI 1-25	RPI 26-50		W-L RECORDS		RPI 51-100		RPI 101-150		RPI 150+
7-8-4		0-1-1	0-1-2		OVERALL		0-2-1		2-3-0		5-1-0
3-3-2		0-1-1	0-1-0		HOME		0-1-1		0-0-0		3-0-0
4-5-2		0-0-0	0-0-2		AWAY		0-1-0		2-3-0		2-1-0
0-0-0		0-0-0	0-0-0		NEUTRAL		0-0-0		0-0-0		0-0-0
4-2-2		0-0-0	0-0-1		NON-CONFERENCE		0-1-1		1-1-0		3-0-0
1-1-1		0-0-0	0-0-0		HOME		0-1-1		0-0-0		1-0-0
3-1-1		0-0-0	0-1-		AWAY		0-0-0		1-1-0		2-0-0
0-0-0		0-0-0	0-0-0		NEUTRAL		0-0-0		0-0-0		0-0-0
3-6-2		0-1-1	0-1-1		CONFERENCE		0-1-0		1-2-0		2-1-0
2-2-1		0-1-1	0-1-0		HOME		0-0-0		0-0-0		2-0-0
1-4-1		0-0-0	0-0-1		AWAY		0-1-0		1-2-0		0-1-0
0-0-0		0-0-0	0-0-0		NEUTRAL		0-0-0		0-0-0		0-0-0
RPI S	Opponent	Score	RPI S	Opponent	Score	RPI S	Opponent	Score	RPI S	Opponent	Score
7	H West Virginia	1 1	28	H Connecticut	0 2	71	H East Carolina	0 0	101	A St. John's (N.Y.)	0 1
8	H Notre Dame	1 4	33	A Boston College	0 0	76	H Rhode Island	1 3	104	A Oakland	2 1
			50	A Marquette	0 0	81	A Rutgers	0 2	116	A Seton Hall	1 0
									119	A Michigan St.	1 2
									136	A South Fla.	0 1
									173	A Colgate	2 0
									193	A Pittsburgh	1 2
									209	H DePaul	3 2
									229	H Providence	2 1
									235	H Fairleigh Dickinson	2 0
									288	A Binghamton	2 1
LAST 10 GAMES											
	28 H Connecticut	0 2		136 A South Fla.	0 1						
	229 H Providence	2 1		209 H DePaul	3 2						
	81 A Rutgers	0 2		8 H Notre Dame	1 4						
	116 A Seton Hall	1 0		7 H West Virginia	1 1						
	50 A Marquette	0 0		193 A Pittsburgh	1 2						

Non-Div. I Games:

Syracuse

Average RPI Win:	162	WON-LOST RECORD	WINNING PCT. RANK	LAST 10 GAMES	STRENGTH OF SCHEDULE	OPP. STRENGTH OF SCHEDULE	TEAM RPI	ADJ RPI	CONF. RPI	ADJ CONF. RPI	
DIV. I ONLY	8-9-3	.475	169	7-1-2	116	83	138	.51142	135	12	12
DIV. I NON-CONF.	2-7-1	.25	261	1-0-0	135	49	214	.45033	211	12	12
TOTALS	RPI 1-25	RPI 26-50	W-L RECORDS		RPI 51-100	RPI 101-150		RPI 150+			
8-9-3	0-1-0	0-2-1	OVERALL		2-2-1	1-3-0		5-1-1			
4-4-0	0-0-0	0-2-0	HOME		1-0-0	0-2-0		3-0-0			
2-5-3	0-1-0	0-0-1	AWAY		0-2-1	1-1-0		1-1-1			
2-0-0	0-0-0	0-0-0	NEUTRAL		1-0-0	0-0-0		1-0-0			
2-7-1	0-1-0	0-2-1	NON-CONFERENCE		0-1-0	0-2-0		2-1-0			
1-3-0	0-0-0	0-2-0	HOME		0-0-0	0-1-0		1-0-0			
0-4-1	0-1-0	0-1-	AWAY		0-1-0	0-1-0		0-1-0			
1-0-0	0-0-0	0-0-0	NEUTRAL		0-0-0	0-0-0		1-0-0			
6-2-2	0-0-0	0-0-0	CONFERENCE		2-1-1	1-1-0		3-0-1			
3-1-0	0-0-0	0-0-0	HOME		1-0-0	0-1-0		2-0-0			
2-1-2	0-0-0	0-0-0	AWAY		0-1-1	1-0-0		1-0-1			
1-0-0	0-0-0	0-0-0	NEUTRAL		1-0-0	0-0-0		0-0-0			
RPI S	Opponent	Score	RPI S	Opponent	Score	RPI S	Opponent	Score	RPI S	Opponent	Score
19 A	San Diego	0 1	31 H	Santa Clara	0 4	60 A	Cal St. Fullerton	0 0	105 H	Arizona	3 4
			41 H	Dayton	0 2	60 H	Cal St. Fullerton	1 0	106 A	San Diego St.	0 1
			45 A	BYU	0 0	61 A	Utah	0 2	144 H	UC Riverside	1 2
						61 A	Long Beach St.	1 3	145 A	UC Santa Barbara	1 0
						61 N	Long Beach St.	2 1	151 A	Dartmouth	0 1
									152 H	Pacific	1 0
									164 A	UC Irvine	1 0
									182 A	Cal St. Northridge	1 1
									226 H	UC Davis	1 0
									229 N	Providence	1 0
									260 H	Cal St. Bakersfield	3 1
			LAST 10 GAMES								
			60 A	Cal St. Fullerton	0 0	226 H	UC Davis	1 0			
			61 N	Long Beach St.	2 1	145 A	UC Santa Barbara	1 0			
			182 A	Cal St. Northridge	1 1	260 H	Cal St. Bakersfield	3 1			
			61 A	Long Beach St.	1 3	164 A	UC Irvine	1 0			
			152 H	Pacific	1 0	60 H	Cal St. Fullerton	1 0			

Non-Div. I Games:

Cal Poly

Average RPI Win:	128	WON-LOST RECORD	WINNING PCT. RANK	LAST 10 GAMES	STRENGTH OF SCHEDULE	OPP. STRENGTH OF SCHEDULE	TEAM RPI	ADJ RPI	CONF. RPI	ADJ CONF. RPI		
DIV. I ONLY		4-10-3	.32353	247	3-5-2	36	57	139	.51023	136	7	7
DIV. I NON-CONF.		1-3-1	.3	250	0-0-0	26	10	109	.5303	105	7	7
<hr/>												
TOTALS	RPI 1-25	RPI 26-50		W-L RECORDS		RPI 51-100		RPI 101-150		RPI 150+		
4-10-3	0-3-0	1-4-0		OVERALL		0-2-2		2-0-0		1-1-1		
2-2-1	0-0-0	0-2-0		HOME		0-0-1		2-0-0		0-0-0		
2-8-2	0-3-0	1-2-0		AWAY		0-2-1		0-0-0		1-1-1		
0-0-0	0-0-0	0-0-0		NEUTRAL		0-0-0		0-0-0		0-0-0		
<hr/>												
1-3-1	0-2-0	1-0-0		NON-CONFERENCE		0-1-1		0-0-0		0-0-0		
0-0-0	0-0-0	0-0-0		HOME		0-0-0		0-0-0		0-0-0		
1-3-1	0-2-0	1-0-		AWAY		0-1-1		0-0-0		0-0-0		
0-0-0	0-0-0	0-0-0		NEUTRAL		0-0-0		0-0-0		0-0-0		
<hr/>												
3-7-2	0-1-0	0-4-0		CONFERENCE		0-1-1		2-0-0		1-1-1		
2-2-1	0-0-0	0-2-0		HOME		0-0-1		2-0-0		0-0-0		
1-5-1	0-1-0	0-2-0		AWAY		0-1-0		0-0-0		1-1-1		
0-0-0	0-0-0	0-0-0		NEUTRAL		0-0-0		0-0-0		0-0-0		
<hr/>												
RPI S	Opponent	Score	RPI S	Opponent	Score	RPI S	Opponent	Score	RPI S	Opponent	Score	
7 A	West Virginia	0 2	28 H	Connecticut	0 1	64 A	Mississippi	0 0	101 H	St. John's (N.Y.)	4 2	
13 A	Florida	0 4	30 A	Louisville	0 2	70 A	Villanova	0 2	134 H	Syracuse	1 0	
15 A	Georgia	0 3	46 H	Georgetown	0 2	70 H	Villanova	0 0	168 A	Cincinnati	0 3	
			47 A	Miami (Fla.)	3 2	96 A	Fla. Atlantic	0 1	193 A	Pittsburgh	0 0	
			50 A	Marquette	0 1				229 A	Providence	1 0	
<hr/>												
LAST 10 GAMES												
			70 A	Villanova	0 2	168 A	Cincinnati	0 3				
			193 A	Pittsburgh	0 0	101 H	St. John's (N.Y.)	4 2				
			7 A	West Virginia	0 2	134 H	Syracuse	1 0				
			46 H	Georgetown	0 2	70 H	Villanova	0 0				
			30 A	Louisville	0 2	229 A	Providence	1 0				

Non-Div. I Games:

South Fla.

Average RPI Win:		138	WON-LOST RECORD		WINNING PCT. RANK		LAST 10 GAMES		STRENGTH OF SCHEDULE		OPP. STRENGTH OF SCHEDULE		TEAM RPI		ADJ RPI		CONF. RPI		ADJ CONF. RPI	
DIV. I ONLY			6-10-3		.39474	215	3-6-1		85		50		144		.50955	137	4		4	
DIV. I NON-CONF.			3-4-1		.4375	191	0-0-0		164		113		177		.48018	173	4		4	
TOTALS		RPI 1-25		RPI 26-50		W-L RECORDS		RPI 51-100		RPI 101-150		RPI 150+								
6-10-3		1-3-0		0-2-0		OVERALL		0-3-2		3-1-1		2-1-0								
3-6-0		0-2-0		0-1-0		HOME		0-1-0		1-1-0		2-1-0								
2-3-2		1-1-0		0-1-0		AWAY		0-1-2		1-0-0		0-0-0								
1-1-1		0-0-0		0-0-0		NEUTRAL		0-1-0		1-0-1		0-0-0								
3-4-1		0-0-0		0-0-0		NON-CONFERENCE		0-2-0		2-1-1		1-1-0								
1-2-0		0-0-0		0-0-0		HOME		0-0-0		0-1-0		1-1-0								
1-1-0		0-0-0		0-0-		AWAY		0-1-0		1-0-0		0-0-0								
1-1-1		0-0-0		0-0-0		NEUTRAL		0-1-0		1-0-1		0-0-0								
3-6-2		1-3-0		0-2-0		CONFERENCE		0-1-2		1-0-0		1-0-0								
2-4-0		0-2-0		0-1-0		HOME		0-1-0		1-0-0		1-0-0								
1-2-2		1-1-0		0-1-0		AWAY		0-0-2		0-0-0		0-0-0								
0-0-0		0-0-0		0-0-0		NEUTRAL		0-0-0		0-0-0		0-0-0								
RPI	S	Opponent		Score		RPI	S	Opponent		Score		RPI	S	Opponent		Score				
9	H	Tennessee		1	3	34	H	LSU		0	2	103	H	Gonzaga		0	2			
13	A	Florida		0	3	48	A	Auburn		1	2	112	N	Texas Tech		1	0			
15	H	Georgia		2	3							114	H	Mississippi St.		3	2			
22	A	South Carolina		1	0							117	N	Wisconsin		0	0			
												123	A	Col. of Charleston		3	0			
												183	H	St. Mary's (Cal.)		2	3			
												185	H	Arkansas		2	0			
												270	H	Tennessee Tech		6	0			
LAST 10 GAMES																				
13 A Florida						0	3	34 H LSU						0	2					
52 H Kentucky						0	1	9 H Tennessee						1	3					
114 H Mississippi St.						3	2	15 H Georgia						2	3					
64 A Mississippi						2	2	22 A South Carolina						1	0					
185 H Arkansas						2	0	48 A Auburn						1	2					

Non-Div. I Games:

Vanderbilt

Average RPI Win: 218		WON-LOST RECORD	WINNING PCT. RANK	LAST 10 GAMES	STRENGTH OF SCHEDULE	OPP. STRENGTH OF SCHEDULE	TEAM RPI	ADJ RPI	CONF. RPI	ADJ CONF. RPI											
Average RPI Loss: 113																					
DIV. I ONLY		11-8-1	.575	112	7-2-1	150	177	133	.50917	138	19	19									
DIV. I NON-CONF.		5-6-0	.45455	174	1-0-0	172	132	173	.48052	172	20	20									
<hr/>																					
TOTALS		RPI 1-25		RPI 26-50		W-L RECORDS		RPI 51-100		RPI 101-150		RPI 150+									
11-8-1		0-1-0		0-0-0		OVERALL		0-3-0		2-2-1		9-2-0									
7-4-0		0-1-0		0-0-0		HOME		0-0-0		2-2-0		5-1-0									
4-4-1		0-0-0		0-0-0		AWAY		0-3-0		0-0-1		4-1-0									
0-0-0		0-0-0		0-0-0		NEUTRAL		0-0-0		0-0-0		0-0-0									
5-6-0		0-1-0		0-0-0		NON-CONFERENCE		0-3-0		1-1-0		4-1-0									
4-2-0		0-1-0		0-0-0		HOME		0-0-0		1-1-0		3-0-0									
1-4-0		0-0-0		0-0-		AWAY		0-3-0		0-0-0		1-1-0									
0-0-0		0-0-0		0-0-0		NEUTRAL		0-0-0		0-0-0		0-0-0									
6-2-1		0-0-0		0-0-0		CONFERENCE		0-0-0		1-1-1		5-1-0									
3-2-0		0-0-0		0-0-0		HOME		0-0-0		1-1-0		2-1-0									
3-0-1		0-0-0		0-0-0		AWAY		0-0-0		0-0-1		3-0-0									
0-0-0		0-0-0		0-0-0		NEUTRAL		0-0-0		0-0-0		0-0-0									
RPI	S	Opponent		Score		RPI	S	Opponent		Score		RPI	S	Opponent		Score					
4	H	Penn St.		1	5																
								54	A	Yale	1	3			110	H	Princeton	4	1		
										77	A	Loyola (Md.)	1	2			124	H	Navy	1	0
										81	A	Rutgers	1	2			124	H	Navy	0	1
																	126	H	Marist	0	2
																	127	A	American	1	1
																	173	A	Colgate	3	1
																	178	H	Lehigh	1	3
																	200	A	Army	2	1
																	200	H	Army	2	1
																	227	H	Cornell	1	0
																	251	A	Sacred Heart	1	0
																	255	H	St. Francis (Pa.)	5	2
																	263	A	Robert Morris	1	2
																	279	A	Holy Cross	6	0
																	291	H	UMBC	5	1
																	293	H	Lafayette	6	0
<hr/>																					
LAST 10 GAMES																					
		124	H	Navy	0	1			178	H	Lehigh	1	3								
		200	H	Army	2	1			173	A	Colgate	3	1								
		127	A	American	1	1			200	A	Army	2	1								
		110	H	Princeton	4	1			279	A	Holy Cross	6	0								
		293	H	Lafayette	6	0			124	H	Navy	1	0								

Non-Div. I Games:

Bucknell

Average RPI Win: 219		WON-LOST	WINNING	LAST 10	STRENGTH OF		OPP. STRENGTH	TEAM	ADJ	CONF.	ADJ CONF.		
Average RPI Loss: 72		RECORD	PCT. RANK	GAMES	SCHEDULE		OF SCHEDULE	RPI	RPI	RPI	RPI		
DIV. I ONLY		9-8-1	.52778	138	3-6-1		142	143	143	.50708	139	8	8
DIV. I NON-CONF.		6-1-0	.85714	9	0-0-0		221	274	88	.54568	91	8	8
TOTALS		RPI 1-25	RPI 26-50		W-L RECORDS		RPI 51-100		RPI 101-150		RPI 150+		
9-8-1		0-2-0	0-1-0		OVERALL		0-2-0		2-3-0		7-0-1		
4-2-1		0-1-0	0-0-0		HOME		0-1-0		1-0-0		3-0-1		
4-6-0		0-1-0	0-1-0		AWAY		0-1-0		1-3-0		3-0-0		
1-0-0		0-0-0	0-0-0		NEUTRAL		0-0-0		0-0-0		1-0-0		
6-1-0		0-0-0	0-0-0		NON-CONFERENCE		0-0-0		1-1-0		5-0-0		
2-0-0		0-0-0	0-0-0		HOME		0-0-0		1-0-0		1-0-0		
3-1-0		0-0-0	0-0-		AWAY		0-0-0		0-1-0		3-0-0		
1-0-0		0-0-0	0-0-0		NEUTRAL		0-0-0		0-0-0		1-0-0		
3-7-1		0-2-0	0-1-0		CONFERENCE		0-2-0		1-2-0		2-0-1		
2-2-1		0-1-0	0-0-0		HOME		0-1-0		0-0-0		2-0-1		
1-5-0		0-1-0	0-1-0		AWAY		0-1-0		1-2-0		0-0-0		
0-0-0		0-0-0	0-0-0		NEUTRAL		0-0-0		0-0-0		0-0-0		
RPI S	Opponent	Score	RPI S	Opponent	Score	RPI S	Opponent	Score	RPI S	Opponent	Score		
18 A	James Madison	1 3	27 A	William & Mary	1 4	59 H	VCU	1 2	107 A	Georgia St.	0 1		
21 H	Hofstra	0 1				93 A	UNC Wilmington	0 2	124 A	Navy	0 1		
									127 H	American	2 1		
									129 A	George Mason	0 3		
									140 A	Old Dominion	1 0		
									154 H	Delaware	1 0		
									196 H	Northeastern	1 0		
									213 H	Drexel	1 1		
									254 N	Longwood	5 0		
									257 A	Rider	2 0		
									268 H	Eastern Ky.	4 0		
									282 A	Mt. St. Mary's	3 1		
									291 A	UMBC	5 1		
LAST 10 GAMES													
			129 A	George Mason	0 3	154 H	Delaware	1 0					
			18 A	James Madison	1 3	213 H	Drexel	1 1					
			59 H	VCU	1 2	93 A	UNC Wilmington	0 2					
			140 A	Old Dominion	1 0	107 A	Georgia St.	0 1					
			27 A	William & Mary	1 4	196 H	Northeastern	1 0					

Non-Div. I Games:

Towson

Average RPI Win:		175	WON-LOST RECORD		WINNING PCT. RANK		LAST 10 GAMES		STRENGTH OF SCHEDULE		OPP. STRENGTH OF SCHEDULE		TEAM RPI		ADJ RPI		CONF. RPI		ADJ CONF. RPI								
Average RPI Loss:		79																									
DIV. I ONLY			7-8-2		.47059 183		3-6-1		120		97		145		.50595 140		8		8								
DIV. I NON-CONF.			4-1-1		.75 33		0-0-0		196		151		89		.54622 88		8		8								
TOTALS		RPI 1-25		RPI 26-50		W-L RECORDS		RPI 51-100		RPI 101-150		RPI 150+															
7-8-2		0-2-0		0-1-0		OVERALL		2-2-0		1-2-1		4-1-1															
4-4-0		0-0-0		0-1-0		HOME		1-1-0		1-1-0		2-1-0															
3-4-2		0-2-0		0-0-0		AWAY		1-1-0		0-1-1		2-0-1															
0-0-0		0-0-0		0-0-0		NEUTRAL		0-0-0		0-0-0		0-0-0															
4-1-1		0-0-0		0-0-0		NON-CONFERENCE		1-1-0		0-0-1		3-0-0															
2-0-0		0-0-0		0-0-0		HOME		1-0-0		0-0-0		1-0-0															
2-1-1		0-0-0		0-0-		AWAY		0-1-0		0-0-1		2-0-0															
0-0-0		0-0-0		0-0-0		NEUTRAL		0-0-0		0-0-0		0-0-0															
3-7-1		0-2-0		0-1-0		CONFERENCE		1-1-0		1-2-0		1-1-1															
2-4-0		0-0-0		0-1-0		HOME		0-1-0		1-1-0		1-1-0															
1-3-1		0-2-0		0-0-0		AWAY		1-0-0		0-1-0		0-0-1															
0-0-0		0-0-0		0-0-0		NEUTRAL		0-0-0		0-0-0		0-0-0															
RPI	S	Opponent		Score		RPI	S	Opponent		Score		RPI	S	Opponent		Score											
18	A	James Madison		2	4	27	H	William & Mary		1	4	59	A	VCU		2	1	107	A	Georgia St.		0	3				
21	A	Hofstra		0	1							71	A	East Carolina		0	1	129	H	George Mason		1	0				
												77	H	Loyola (Md.)		2	1	132	A	North Carolina St.		1	1				
												93	H	UNC Wilmington		1	5	139	H	Towson		0	1				
																		154	H	Delaware		1	3				
																		196	A	Northeastern		1	1				
																		213	H	Drexel		1	0				
																		235	A	Fairleigh Dickinson		2	1				
																		246	A	Liberty		5	0				
																		264	H	Radford		5	1				
						LAST 10 GAMES																					
						27 H William & Mary						1	4	18 A James Madison						2	4						
						107 A Georgia St.						0	3	59 A VCU						2	1						
						93 H UNC Wilmington						1	5	21 A Hofstra						0	1						
						139 H Towson						0	1	196 A Northeastern						1	1						
						129 H George Mason						1	0	213 H Drexel						1	0						

Non-Div. I Games:

Old Dominion

Average RPI Win: 233		WON-LOST	WINNING	LAST 10	STRENGTH OF		OPP. STRENGTH	TEAM	ADJ	CONF.	ADJ CONF.
Average RPI Loss: 138		RECORD	PCT. RANK	GAMES	SCHEDULE		OF SCHEDULE	RPI	RPI	RPI	RPI
DIV. I ONLY		13-6-3	.65909	54	214		251	134	.50511	141	22
DIV. I NON-CONF.		6-2-1	.72222	46	169		248	96	.5372	98	27
TOTALS		RPI 1-25	RPI 26-50		W-L RECORDS		RPI 51-100		RPI 101-150		RPI 150+
13-6-3	0-0-0	0-1-0		OVERALL		1-1-0		0-1-1		12-3-2	
7-3-0	0-0-0	0-0-0		HOME		1-1-0		0-0-0		6-2-0	
4-3-2	0-0-0	0-1-0		AWAY		0-0-0		0-1-0		4-1-2	
2-0-1	0-0-0	0-0-0		NEUTRAL		0-0-0		0-0-1		2-0-0	
6-2-1	0-0-0	0-1-0		NON-CONFERENCE		1-0-0		0-0-0		5-1-1	
4-0-0	0-0-0	0-0-0		HOME		1-0-0		0-0-0		3-0-0	
1-2-1	0-0-0	0-0-		AWAY		0-0-0		0-0-0		1-1-1	
1-0-0	0-0-0	0-0-0		NEUTRAL		0-0-0		0-0-0		1-0-0	
7-4-2	0-0-0	0-0-0		CONFERENCE		0-1-0		0-1-1		7-2-1	
3-3-0	0-0-0	0-0-0		HOME		0-1-0		0-0-0		3-2-0	
3-1-1	0-0-0	0-0-0		AWAY		0-0-0		0-1-0		3-0-1	
1-0-1	0-0-0	0-0-0		NEUTRAL		0-0-0		0-0-1		1-0-0	
RPI S	Opponent	Score	RPI S	Opponent	Score	RPI S	Opponent	Score	RPI S	Opponent	Score
			43 A	Samford	0 4	57 H	Kennesaw St.	0 3	109 A	Mercer	2 3
						99 H	Middle Tenn.	1 0	109 N	Mercer	1 1
									155 A	Butler	1 0
									162 H	East Tenn. St.	4 1
									171 H	UALR	2 0
									199 A	Valparaiso	0 1
									204 H	Fla. Gulf Coast	0 1
									206 A	Southeastern La.	1 1
									211 A	Jacksonville	0 0
									211 N	Jacksonville	2 1
									217 H	Stetson	1 2
									243 A	Gardner-Webb	1 0
									250 A	North Fla.	2 0
									258 H	Central Ark.	1 0
									290 H	Chattanooga	1 0
									292 H	Lipscomb	3 0
									298 A	Campbell	1 0
									300 H	S.C. Upstate	1 0
									302 N	Nicholls St.	4 0
LAST 10 GAMES											
			109 N	Mercer	1 1		211 A	Jacksonville	0 0		
			211 N	Jacksonville	2 1		217 H	Stetson	1 2		
			43 A	Samford	0 4		204 H	Fla. Gulf Coast	0 1		
			292 H	Lipscomb	3 0		109 A	Mercer	2 3		
			250 A	North Fla.	2 0		57 H	Kennesaw St.	0 3		

Non-Div. I Games:

Belmont

Average RPI Win: 181		WON-LOST RECORD		WINNING PCT. RANK		LAST 10 GAMES		STRENGTH OF SCHEDULE		OPP. STRENGTH OF SCHEDULE		TEAM RPI		ADJ RPI		CONF. RPI		ADJ CONF. RPI	
DIV. I ONLY		8-11-0		.42105 200		5-5-0		97		105		150		.505 142		9		9	
DIV. I NON-CONF.		5-6-0		.45455 174		2-0-0		126		99		153		.4981 152		9		9	
TOTALS		RPI 1-25		RPI 26-50		W-L RECORDS		RPI 51-100		RPI 101-150		RPI 150+							
8-11-0		0-1-0		0-5-0		OVERALL		2-3-0		1-2-0		5-0-0							
6-3-0		0-0-0		0-2-0		HOME		1-1-0		1-0-0		4-0-0							
2-8-0		0-1-0		0-3-0		AWAY		1-2-0		0-2-0		1-0-0							
0-0-0		0-0-0		0-0-0		NEUTRAL		0-0-0		0-0-0		0-0-0							
5-6-0		0-1-0		0-2-0		NON-CONFERENCE		0-3-0		1-0-0		4-0-0							
4-2-0		0-0-0		0-1-0		HOME		0-1-0		1-0-0		3-0-0							
1-4-0		0-1-0		0-0-		AWAY		0-2-0		0-0-0		1-0-0							
0-0-0		0-0-0		0-0-0		NEUTRAL		0-0-0		0-0-0		0-0-0							
3-5-0		0-0-0		0-3-0		CONFERENCE		2-0-0		0-2-0		1-0-0							
2-1-0		0-0-0		0-1-0		HOME		1-0-0		0-0-0		1-0-0							
1-4-0		0-0-0		0-2-0		AWAY		1-0-0		0-2-0		0-0-0							
0-0-0		0-0-0		0-0-0		NEUTRAL		0-0-0		0-0-0		0-0-0							
RPI S	Opponent	Score		RPI S	Opponent	Score		RPI S	Opponent	Score		RPI S	Opponent	Score					
17 A	Texas	1	3	36 A	Missouri	2	6	61 H	Utah	3	0	106 A	San Diego St.	0	1				
				42 H	Arizona St.	0	2	63 H	Colorado Col.	0	1	108 A	Wyoming	0	1				
				45 A	BYU	0	2	95 A	SMU	3	4	112 H	Texas Tech	2	1				
				45 A	BYU	1	4	98 A	New Mexico	1	0	190 H	Utah St.	3	1				
				49 H	UNLV	0	1	100 A	Rice	0	1	218 H	UTSA	1	0				
												228 H	Air Force	3	1				
												241 A	Houston	1	0				
												299 H	Prairie View	5	2				
LAST 10 GAMES																			
	45 A	BYU	0	2		98 A	New Mexico	1	0										
	106 A	San Diego St.	0	1		45 A	BYU	1	4										
	61 H	Utah	3	0		228 H	Air Force	3	1										
	49 H	UNLV	0	1		299 H	Prairie View	5	2										
	108 A	Wyoming	0	1		241 A	Houston	1	0										

Non-Div. I Games:

TCU

Average RPI Win:	214	WON-LOST	WINNING	LAST 10	STRENGTH OF	OPP. STRENGTH	TEAM	ADJ	CONF.	ADJ CONF.	
Average RPI Loss:	123	RECORD	PCT. RANK	GAMES	SCHEDULE	OF SCHEDULE	RPI	RPI	RPI	RPI	
DIV. I ONLY	10-9-3	.52273	154	6-2-2	108	179	132	.50449	143	18	18
DIV. I NON-CONF.	3-4-1	.4375	191	0-0-0	98	104	137	.50665	137	21	21
TOTALS	RPI 1-25	RPI 26-50	W-L RECORDS		RPI 51-100	RPI 101-150		RPI 150+			
10-9-3	0-2-0	0-0-0	OVERALL		0-2-1	1-2-2		9-3-0			
5-4-0	0-0-0	0-0-0	HOME		0-0-0	0-2-0		5-2-0			
5-5-2	0-2-0	0-0-0	AWAY		0-2-1	1-0-1		4-1-0			
0-0-1	0-0-0	0-0-0	NEUTRAL		0-0-0	0-0-1		0-0-0			
3-4-1	0-2-0	0-0-0	NON-CONFERENCE		0-1-0	0-1-1		3-0-0			
1-1-0	0-0-0	0-0-0	HOME		0-0-0	0-1-0		1-0-0			
2-3-1	0-2-0	0-0-	AWAY		0-1-0	0-0-1		2-0-0			
0-0-0	0-0-0	0-0-0	NEUTRAL		0-0-0	0-0-0		0-0-0			
7-5-2	0-0-0	0-0-0	CONFERENCE		0-1-1	1-1-1		6-3-0			
4-3-0	0-0-0	0-0-0	HOME		0-0-0	0-1-0		4-2-0			
3-2-1	0-0-0	0-0-0	AWAY		0-1-1	1-0-0		2-1-0			
0-0-1	0-0-0	0-0-0	NEUTRAL		0-0-0	0-0-1		0-0-0			
RPI S	Opponent	Score	RPI S	Opponent	Score	RPI S	Opponent	Score	RPI S	Opponent	Score
7 A	West Virginia	0 4				52 A	Kentucky	0 4	102 A	Toledo	2 1
14 A	Purdue	0 4				85 A	Ball St.	0 0	102 N	Toledo	2 2
						85 A	Ball St.	2 3	119 A	Michigan St.	1 1
									133 H	Wright St.	1 2
									147 H	Northern Ill.	2 3
									161 H	Eastern Ill.	2 1
									192 A	Murray St.	1 0
									208 H	Central Mich.	1 2
									215 A	Miami (Ohio)	1 0
									215 H	Eastern Mich.	0 2
									215 H	Eastern Mich.	2 1
									230 H	Akron	1 0
									233 H	Ohio	1 0
									237 A	Kent St.	3 0
									242 H	Western Mich.	3 1
									244 A	Buffalo	0 1
									309 A	Youngstown St.	3 0
			LAST 10 GAMES								
			102 N Toledo	2 2	233 H Ohio	1 0					
			85 A Ball St.	0 0	215 A Miami (Ohio)	1 0					
			215 H Eastern Mich.	2 1	85 A Ball St.	2 3					
			102 A Toledo	2 1	244 A Buffalo	0 1					
			230 H Akron	1 0	237 A Kent St.	3 0					

Non-Div. I Games:

Bowling Green

Average RPI Win:		157	WON-LOST RECORD		WINNING PCT. RANK	LAST 10 GAMES	STRENGTH OF SCHEDULE		OPP. STRENGTH OF SCHEDULE	TEAM RPI	ADJ RPI	CONF. RPI	ADJ CONF. RPI				
Average RPI Loss:		103															
DIV. I ONLY			8-9-1	.47222	178	3-6-1	106		122	140	.50378	144	12	12			
DIV. I NON-CONF.			6-4-0	.6	102	1-1-0	70		120	72	.5592	75	12	12			
TOTALS		RPI 1-25		RPI 26-50		W-L RECORDS		RPI 51-100		RPI 101-150		RPI 150+					
8-9-1		0-1-0		0-0-0		OVERALL		1-4-0		4-1-0		3-3-1					
5-3-1		0-1-0		0-0-0		HOME		0-1-0		2-0-0		3-1-1					
1-6-0		0-0-0		0-0-0		AWAY		0-3-0		1-1-0		0-2-0					
2-0-0		0-0-0		0-0-0		NEUTRAL		1-0-0		1-0-0		0-0-0					
6-4-0		0-1-0		0-0-0		NON-CONFERENCE		1-2-0		3-0-0		2-1-0					
4-1-0		0-1-0		0-0-0		HOME		0-0-0		2-0-0		2-0-0					
0-3-0		0-0-0		0-0-		AWAY		0-2-0		0-0-0		0-1-0					
2-0-0		0-0-0		0-0-0		NEUTRAL		1-0-0		1-0-0		0-0-0					
2-5-1		0-0-0		0-0-0		CONFERENCE		0-2-0		1-1-0		1-2-1					
1-2-1		0-0-0		0-0-0		HOME		0-1-0		0-0-0		1-1-1					
1-3-0		0-0-0		0-0-0		AWAY		0-1-0		1-1-0		0-1-0					
0-0-0		0-0-0		0-0-0		NEUTRAL		0-0-0		0-0-0		0-0-0					
RPI	S	Opponent		Score		RPI	S	Opponent		Score		RPI	S	Opponent		Score	
19	H	San Diego		1	3												
								56	A	Loyola Marymount	0	2	102	N	Toledo	3	2
								60	H	Cal St. Fullerton	1	2	108	H	Wyoming	2	0
								61	A	Long Beach St.	0	1	128	H	Fresno St.	5	1
								73	A	Oregon	1	5	135	A	Cal Poly	2	1
								96	N	Fla. Atlantic	3	2	145	A	UC Santa Barbara	0	4
													152	H	Pacific	1	1
													164	A	UC Irvine	0	2
													166	A	Oregon St.	0	2
													182	H	Cal St. Northridge	0	2
													215	H	Eastern Mich.	2	0
													226	H	UC Davis	2	1
													243	H	Gardner-Webb	1	0
LAST 10 GAMES																	
		164	A	UC Irvine	0	2			152	H	Pacific	1	1				
		60	H	Cal St. Fullerton	1	2			145	A	UC Santa Barbara	0	4				
		61	A	Long Beach St.	0	1			135	A	Cal Poly	2	1				
		182	H	Cal St. Northridge	0	2			56	A	Loyola Marymount	0	2				
		226	H	UC Davis	2	1			108	H	Wyoming	2	0				

Non-Div. I Games:

UC Riverside

Average RPI Win:	142	WON-LOST RECORD	WINNING PCT. RANK	LAST 10 GAMES	STRENGTH OF SCHEDULE	OPP. STRENGTH OF SCHEDULE	TEAM RPI	ADJ RPI	CONF. RPI	ADJ CONF. RPI	
Average RPI Loss:	96										
DIV. I ONLY		6-10-4	.4 213	3-5-2	88	85	151	.5034 145	12	12	
DIV. I NON-CONF.		3-6-3	.375 221	0-1-1	59	46	126	.51923 120	12	12	
<hr/>											
TOTALS	RPI 1-25	RPI 26-50		W-L RECORDS	RPI 51-100		RPI 101-150		RPI 150+		
6-10-4	0-1-0	0-1-2		OVERALL	2-3-1		2-3-0		2-2-1		
5-3-2	0-1-0	0-0-1		HOME	2-1-1		2-1-0		1-0-0		
1-6-2	0-0-0	0-1-1		AWAY	0-1-0		0-2-0		1-2-1		
0-1-0	0-0-0	0-0-0		NEUTRAL	0-1-0		0-0-0		0-0-0		
<hr/>											
3-6-3	0-1-0	0-1-2		NON-CONFERENCE	1-2-1		1-2-0		1-0-0		
2-2-2	0-1-0	0-0-1		HOME	1-1-1		1-0-0		0-0-0		
1-3-1	0-0-0	0-1-		AWAY	0-0-0		0-2-0		1-0-0		
0-1-0	0-0-0	0-0-0		NEUTRAL	0-1-0		0-0-0		0-0-0		
<hr/>											
3-4-1	0-0-0	0-0-0		CONFERENCE	1-1-0		1-1-0		1-2-1		
3-1-0	0-0-0	0-0-0		HOME	1-0-0		1-1-0		1-0-0		
0-3-1	0-0-0	0-0-0		AWAY	0-1-0		0-0-0		0-2-1		
0-0-0	0-0-0	0-0-0		NEUTRAL	0-0-0		0-0-0		0-0-0		
<hr/>											
RPI S	Opponent	Score	RPI S	Opponent	Score	RPI S	Opponent	Score	RPI S	Opponent	Score
3 H	Southern California	0 2	31 A	Santa Clara	0 0	56 H	Loyola Marymount	1 0	103 A	Gonzaga	0 1
			44 A	Washington St.	0 3	60 H	Cal St. Fullerton	2 0	106 H	San Diego St.	2 1
			49 H	UNLV	1 1	61 A	Long Beach St.	1 2	117 A	Wisconsin	2 3
						72 H	Denver	0 0	135 H	Cal Poly	0 1
						74 H	Pepperdine	1 2	144 H	UC Riverside	4 0
						80 N	Milwaukee	0 1	152 A	Pacific	0 0
									164 A	UC Irvine	1 2
									182 A	Cal St. Northridge	0 1
									226 H	UC Davis	1 0
									260 A	Cal St. Bakersfield	3 0
<hr/>											
LAST 10 GAMES											
			61 A	Long Beach St.	1 2	31 A	Santa Clara	0 0			
			182 A	Cal St. Northridge	0 1	164 A	UC Irvine	1 2			
			226 H	UC Davis	1 0	74 H	Pepperdine	1 2			
			152 A	Pacific	0 0	144 H	UC Riverside	4 0			
			135 H	Cal Poly	0 1	60 H	Cal St. Fullerton	2 0			

Non-Div. I Games:

UC Santa Barbara

Average RPI Win:		220	WON-LOST RECORD		WINNING PCT. RANK		LAST 10 GAMES		STRENGTH OF SCHEDULE		OPP. STRENGTH OF SCHEDULE		TEAM RPI		ADJ RPI		CONF. RPI		ADJ CONF. RPI			
Average RPI Loss:		96																				
DIV. I ONLY			11-9-0		.55		127		6-4-0		157		180		148		.5028		146			
DIV. I NON-CONF.			6-3-0		.66667		71		1-0-0		128		256		100		.53382		101			
TOTALS		RPI 1-25		RPI 26-50		W-L RECORDS		RPI 51-100		RPI 101-150		RPI 150+										
11-9-0		0-0-0		0-2-0		OVERALL		0-4-0		2-1-0		9-2-0										
7-3-0		0-0-0		0-1-0		HOME		0-1-0		0-0-0		7-1-0										
4-6-0		0-0-0		0-1-0		AWAY		0-3-0		2-1-0		2-1-0										
0-0-0		0-0-0		0-0-0		NEUTRAL		0-0-0		0-0-0		0-0-0										
6-3-0		0-0-0		0-1-0		NON-CONFERENCE		0-1-0		1-0-0		5-1-0										
4-1-0		0-0-0		0-0-0		HOME		0-0-0		0-0-0		4-1-0										
2-2-0		0-0-0		0-0-		AWAY		0-1-0		1-0-0		1-0-0										
0-0-0		0-0-0		0-0-0		NEUTRAL		0-0-0		0-0-0		0-0-0										
5-6-0		0-0-0		0-1-0		CONFERENCE		0-3-0		1-1-0		4-1-0										
3-2-0		0-0-0		0-1-0		HOME		0-1-0		0-0-0		3-0-0										
2-4-0		0-0-0		0-0-0		AWAY		0-2-0		1-1-0		1-1-0										
0-0-0		0-0-0		0-0-0		NEUTRAL		0-0-0		0-0-0		0-0-0										
RPI	S	Opponent		Score		RPI	S	Opponent		Score		RPI	S	Opponent		Score						
						41	H	Dayton		1	2	55	A	Penn		1	3	113	A	Loyola (Ill.)	3	2
						50	A	Marquette		0	2	76	A	Rhode Island		0	2	118	A	Duquesne	2	3
												83	H	St. Louis		0	2	149	A	Massachusetts	2	1
												84	A	Fordham		0	2	156	A	Richmond	0	1
																		178	A	Lehigh	3	1
																		179	H	Monmouth	4	1
																		202	H	Temple	3	0
																		203	H	Manhattan	1	2
																		210	H	Xavier	3	1
																		251	H	Sacred Heart	2	0
																		265	A	St. Bonaventure	2	1
																		269	H	St. Joseph's	5	2
																		295	H	Wagner	5	0
																		308	H	NJIT	4	0
LAST 10 GAMES																						
						265	A	St. Bonaventure		2	1	149	A	Massachusetts		2	1					
						118	A	Duquesne		2	3	202	H	Temple		3	0					
						210	H	Xavier		3	1	269	H	St. Joseph's		5	2					
						41	H	Dayton		1	2	308	H	NJIT		4	0					
						76	A	Rhode Island		0	2	84	A	Fordham		0	2					

Non-Div. I Games:

La Salle

Average RPI Win:	235	WON-LOST	WINNING	LAST 10	STRENGTH OF	OPP. STRENGTH	TEAM	ADJ	CONF.	ADJ CONF.				
Average RPI Loss:	147	RECORD	PCT. RANK	GAMES	SCHEDULE	OF SCHEDULE	RPI	RPI	RPI	RPI				
DIV. I ONLY	10-5-5	.625	77	6-1-3	210	201	142	.50273	147	18	18			
DIV. I NON-CONF.	3-2-2	.57143	120	0-0-0	233	173	180	.48013	174	21	21			
<hr/>														
TOTALS	RPI 1-25	RPI 26-50		W-L RECORDS		RPI 51-100		RPI 101-150		RPI 150+				
10-5-5	0-0-0	0-0-0		OVERALL		0-1-2		1-2-1		9-2-2				
7-2-1	0-0-0	0-0-0		HOME		0-1-1		0-0-0		7-1-0				
3-3-3	0-0-0	0-0-0		AWAY		0-0-1		1-2-0		2-1-2				
0-0-1	0-0-0	0-0-0		NEUTRAL		0-0-0		0-0-1		0-0-0				
<hr/>														
3-2-2	0-0-0	0-0-0		NON-CONFERENCE		0-1-1		0-1-0		3-0-1				
3-1-1	0-0-0	0-0-0		HOME		0-1-1		0-0-0		3-0-0				
0-1-1	0-0-0	0-0-		AWAY		0-0-0		0-1-0		0-0-1				
0-0-0	0-0-0	0-0-0		NEUTRAL		0-0-0		0-0-0		0-0-0				
<hr/>														
7-3-3	0-0-0	0-0-0		CONFERENCE		0-0-1		1-1-1		6-2-1				
4-1-0	0-0-0	0-0-0		HOME		0-0-0		0-0-0		4-1-0				
3-2-2	0-0-0	0-0-0		AWAY		0-0-1		1-1-0		2-1-1				
0-0-1	0-0-0	0-0-0		NEUTRAL		0-0-0		0-0-1		0-0-0				
<hr/>														
RPI S	Opponent	Score	RPI S	Opponent	Score	RPI S	Opponent	Score	RPI S	Opponent	Score			
						68 H	Western Ill.	0 1	102 A	Toledo	1 4			
						69 H	Iowa	0 0	102 N	Toledo	0 0			
						85 A	Ball St.	0 0	113 A	Loyola (Ill.)	0 1			
									143 A	Bowling Green	3 2			
									208 H	Central Mich.	3 2			
									209 A	DePaul	1 1			
									215 A	Miami (Ohio)	0 2			
									215 H	Eastern Mich.	1 0			
									230 A	Akron	0 0			
									233 A	Ohio	1 0			
									233 H	Ohio	1 0			
									237 H	Kent St.	0 1			
									242 A	Western Mich.	1 0			
									244 H	Buffalo	2 1			
									255 H	St. Francis (Pa.)	3 0			
			286 H	IUPUI	1 0									
			287 H	Green Bay	1 0									
<hr/>														
			LAST 10 GAMES											
			102 N Toledo			0 0			230 A Akron			0 0		
			233 H Ohio			1 0			233 A Ohio			1 0		
			242 A Western Mich.			1 0			215 A Miami (Ohio)			0 2		
			215 H Eastern Mich.			1 0			85 A Ball St.			0 0		
			208 H Central Mich.			3 2			244 H Buffalo			2 1		

Non-Div. I Games:

Northern Ill.

[illegible]

Non-Div. I Games:

Nebraska

Average RPI Win:		205	WON-LOST RECORD		WINNING PCT. RANK		LAST 10 GAMES		STRENGTH OF SCHEDULE		OPP. STRENGTH OF SCHEDULE		TEAM RPI		ADJ RPI		CONF. RPI		ADJ CONF. RPI	
Average RPI Loss:		84																		
DIV. I ONLY			9-6-2		.58824 105		4-5-1		213		128		147		.50213 149		13		13	
DIV. I NON-CONF.			5-0-1		.91667 2		0-0-0		301		177		112		.52524 114		13		13	
TOTALS		RPI 1-25		RPI 26-50		W-L RECORDS		RPI 51-100		RPI 101-150		RPI 150+								
9-6-2		0-0-0		0-2-0		OVERALL		1-2-0		0-2-0		8-0-2								
5-3-1		0-0-0		0-0-0		HOME		1-1-0		0-2-0		4-0-1								
3-3-0		0-0-0		0-2-0		AWAY		0-1-0		0-0-0		3-0-0								
1-0-1		0-0-0		0-0-0		NEUTRAL		0-0-0		0-0-0		1-0-1								
5-0-1		0-0-0		0-0-0		NON-CONFERENCE		0-0-0		0-0-0		5-0-1								
3-0-0		0-0-0		0-0-0		HOME		0-0-0		0-0-0		3-0-0								
1-0-0		0-0-0		0-0-		AWAY		0-0-0		0-0-0		1-0-0								
1-0-1		0-0-0		0-0-0		NEUTRAL		0-0-0		0-0-0		1-0-1								
4-6-1		0-0-0		0-2-0		CONFERENCE		1-2-0		0-2-0		3-0-1								
2-3-1		0-0-0		0-0-0		HOME		1-1-0		0-2-0		1-0-1								
2-3-0		0-0-0		0-2-0		AWAY		0-1-0		0-0-0		2-0-0								
0-0-0		0-0-0		0-0-0		NEUTRAL		0-0-0		0-0-0		0-0-0								
RPI	S	Opponent		Score		RPI	S	Opponent		Score		RPI	S	Opponent		Score				
						38	A	Charlotte		0 1		76	H	Rhode Island		2 3				
						41	A	Dayton		0 2		83	A	St. Louis		0 2				
												84	H	Fordham		1 0				
														151 A Dartmouth		1 0				
														156 H Richmond		2 1				
														180 H George Washington		2 2				
														198 N Maine		1 0				
														210 A Xavier		3 1				
														229 N Providence		1 1				
														231 H Hartford		4 0				
														262 H Iona		2 1				
														269 A St. Joseph's		3 0				
														280 H Vermont		3 1				
LAST 10 GAMES																				
						180	H	George Washington		2 2		84	H	Fordham		1 0				
						156	H	Richmond		2 1		76	H	Rhode Island		2 3				
						83	A	St. Louis		0 2		210	A	Xavier		3 1				
						38	A	Charlotte		0 1		41	A	Dayton		0 2				
						146	H	La Salle		1 2		269	A	St. Joseph's		3 0				

Non-Div. I Games:

Massachusetts

Average RPI Win: 191		WON-LOST	WINNING	LAST 10	STRENGTH OF		OPP. STRENGTH	TEAM	ADJ	CONF.	ADJ CONF.
Average RPI Loss: 108		RECORD	PCT. RANK	GAMES	SCHEDULE		OF SCHEDULE	RPI	RPI	RPI	RPI
DIV. I ONLY		6-8-3	.44118	193	3-4-2		68	183	146	.50193	150
DIV. I NON-CONF.		3-5-1	.38889	214	0-1-0		25	157	105	.52932	107
TOTALS		RPI 1-25	RPI 26-50		W-L RECORDS		RPI 51-100		RPI 101-150		RPI 150+
6-8-3	0-1-0	0-1-0		OVERALL		1-2-0		0-1-0		5-3-3	
4-2-0	0-0-0	0-1-0		HOME		0-0-0		0-0-0		4-1-0	
1-5-3	0-1-0	0-0-0		AWAY		1-2-0		0-1-0		0-1-3	
1-1-0	0-0-0	0-0-0		NEUTRAL		0-0-0		0-0-0		1-1-0	
3-5-1	0-1-0	0-1-0		NON-CONFERENCE		1-2-0		0-0-0		2-1-1	
1-2-0	0-0-0	0-1-0		HOME		0-0-0		0-0-0		1-1-0	
1-3-1	0-1-0	0-0-		AWAY		1-2-0		0-0-0		0-0-1	
1-0-0	0-0-0	0-0-0		NEUTRAL		0-0-0		0-0-0		1-0-0	
3-3-2	0-0-0	0-0-0		CONFERENCE		0-0-0		0-1-0		3-2-2	
3-0-0	0-0-0	0-0-0		HOME		0-0-0		0-0-0		3-0-0	
0-2-2	0-0-0	0-0-0		AWAY		0-0-0		0-1-0		0-1-2	
0-1-0	0-0-0	0-0-0		NEUTRAL		0-0-0		0-0-0		0-1-0	
RPI S	Opponent	Score		RPI S	Opponent	Score		RPI S	Opponent	Score	
3 A	Southern California	1	5	45 H	BYU	0	2	58 A	Hawaii	0	1
								87 A	UTEP	2	1
								97 A	Creighton	0	2
								131 A	Sacramento St.	1	2
								157 A	Idaho St.	0	2
								165 H	Boise St.	3	0
								174 A	South Dakota St.	2	2
								184 H	Northern Colo.	1	0
								184 N	Northern Colo.	1	3
								190 H	Utah St.	3	4
								195 A	Portland St.	0	0
								223 H	Eastern Wash.	1	0
								236 A	Montana	1	1
								239 H	Northern Ariz.	2	0
								250 N	North Fla.	1	0
LAST 10 GAMES				LAST 10 GAMES				LAST 10 GAMES			
				184 N	Northern Colo.	1	3	184 H	Northern Colo.	1	0
				157 A	Idaho St.	0	2	195 A	Portland St.	0	0
				236 A	Montana	1	1	131 A	Sacramento St.	1	2
				223 H	Eastern Wash.	1	0	58 A	Hawaii	0	1
				239 H	Northern Ariz.	2	0	97 A	Creighton	0	2

Non-Div. I Games: BYU-Hawaii 1 0

Weber St.

Average RPI Win:	149	WON-LOST	WINNING	LAST 10	STRENGTH OF	OPP. STRENGTH	TEAM	ADJ	CONF.	ADJ CONF.			
Average RPI Loss:	81	RECORD	PCT. RANK	GAMES	SCHEDULE	OF SCHEDULE	RPI	RPI	RPI	RPI			
DIV. I ONLY	5-9-2	.375	227	4-4-2	67	99	153	.50172	151	11	11		
DIV. I NON-CONF.	2-6-1	.27778	256	1-1-1	68	89	172	.48246	171	11	11		
<hr/>													
TOTALS	RPI 1-25	RPI 26-50		W-L RECORDS		RPI 51-100		RPI 101-150		RPI 150+			
5-9-2	0-1-0	0-1-0		OVERALL		1-4-1		1-3-1		3-0-0			
3-3-1	0-0-0	0-0-0		HOME		0-1-1		1-2-0		2-0-0			
2-5-1	0-1-0	0-1-0		AWAY		1-2-0		0-1-1		1-0-0			
0-1-0	0-0-0	0-0-0		NEUTRAL		0-1-0		0-0-0		0-0-0			
<hr/>													
2-6-1	0-1-0	0-1-0		NON-CONFERENCE		0-2-0		1-2-1		1-0-0			
2-2-0	0-0-0	0-0-0		HOME		0-1-0		1-1-0		1-0-0			
0-3-1	0-1-0	0-0-		AWAY		0-0-0		0-1-1		0-0-0			
0-1-0	0-0-0	0-0-0		NEUTRAL		0-1-0		0-0-0		0-0-0			
<hr/>													
3-3-1	0-0-0	0-0-0		CONFERENCE		1-2-1		0-1-0		2-0-0			
1-1-1	0-0-0	0-0-0		HOME		0-0-1		0-1-0		1-0-0			
2-2-0	0-0-0	0-0-0		AWAY		1-2-0		0-0-0		1-0-0			
0-0-0	0-0-0	0-0-0		NEUTRAL		0-0-0		0-0-0		0-0-0			
<hr/>													
RPI S	Opponent	Score		RPI S	Opponent	Score		RPI S	Opponent	Score			
10 A	Texas A&M	0	2	29 A	Duke	1	3	54 A	Yale	1	0		
								110 H	Princeton	1	2		
								55 A	Penn	1	2		
								78 H	Minnesota	1	4		
								86 H	Columbia	1	1		
								122 A	Boston U.	1	1		
								135 H	Cal Poly	1	0		
								149 H	Massachusetts	0	1		
								158 A	Brown	1	0		
								169 H	New Hampshire	2	0		
								227 H	Cornell	3	1		
<hr/>													
LAST 10 GAMES													
158 A Brown						1	0	122 A Boston U.				1	1
227 H Cornell						3	1	54 A Yale				1	0
89 A Harvard						0	1	110 H Princeton				1	2
86 H Columbia						1	1	169 H New Hampshire				2	0
55 A Penn						1	2	149 H Massachusetts				0	1

Non-Div. I Games:

Dartmouth

Average RPI Win:		222	WON-LOST RECORD		WINNING PCT. RANK		LAST 10 GAMES		STRENGTH OF SCHEDULE		OPP. STRENGTH OF SCHEDULE		TEAM RPI	ADJ RPI		CONF. RPI		ADJ CONF. RPI	
DIV. I ONLY			7-7-4		.5 155		2-5-3		136		144		149	.50086 152		12		12	
DIV. I NON-CONF.			5-3-2		.6 102		0-1-1		103		166		97	.53877 96		12		12	
TOTALS		RPI 1-25		RPI 26-50		W-L RECORDS		RPI 51-100		RPI 101-150		RPI 150+							
7-7-4		0-1-0		0-1-1		OVERALL		0-2-1		0-1-2		7-2-0							
5-3-2		0-1-0		0-0-1		HOME		0-1-0		0-0-1		5-1-0							
1-4-2		0-0-0		0-1-0		AWAY		0-1-1		0-1-1		1-1-0							
1-0-0		0-0-0		0-0-0		NEUTRAL		0-0-0		0-0-0		1-0-0							
5-3-2		0-1-0		0-1-1		NON-CONFERENCE		0-0-1		0-0-0		5-1-0							
4-1-1		0-1-0		0-0-1		HOME		0-0-0		0-0-0		4-0-0							
0-2-1		0-0-0		0-0-0		AWAY		0-0-1		0-0-0		0-1-0							
1-0-0		0-0-0		0-0-0		NEUTRAL		0-0-0		0-0-0		1-0-0							
2-4-2		0-0-0		0-0-0		CONFERENCE		0-2-0		0-1-2		2-1-0							
1-2-1		0-0-0		0-0-0		HOME		0-1-0		0-0-1		1-1-0							
1-2-1		0-0-0		0-0-0		AWAY		0-1-0		0-1-1		1-0-0							
0-0-0		0-0-0		0-0-0		NEUTRAL		0-0-0		0-0-0		0-0-0							
RPI	S	Opponent		Score		RPI	S	Opponent		Score		RPI	S	Opponent		Score			
19	H	San Diego		1	2	45	A	BYU		0	1	58	A	Hawaii		2	2		
						49	H	UNLV		0	0	60	A	Cal St. Fullerton		0	3		
												61	H	Long Beach St.		2	3		
														135 A Cal Poly		0	1		
														144 A UC Riverside		1	1		
														145 H UC Santa Barbara		0	0		
														164 H UC Irvine		0	2		
														167 N Tenn.-Martin		1	0		
														182 H Cal St. Northridge		2	1		
														195 A Portland St.		0	1		
														199 H Valparaiso		1	0		
														226 A UC Davis		2	0		
														237 H Kent St.		1	0		
														260 H Cal St. Bakersfield		2	0		
														282 H Mt. St. Mary's		6	0		
LAST 10 GAMES																			
226 A UC Davis						2	0	144 A UC Riverside						1	1				
135 A Cal Poly						0	1	182 H Cal St. Northridge						2	1				
145 H UC Santa Barbara						0	0	61 H Long Beach St.						2	3				
164 H UC Irvine						0	2	19 H San Diego						1	2				
60 A Cal St. Fullerton						0	3	49 H UNLV						0	0				

Non-Div. I Games:

Pacific

Average RPI Win:		254	WON-LOST RECORD		WINNING PCT. RANK		LAST 10 GAMES		STRENGTH OF SCHEDULE		OPP. STRENGTH OF SCHEDULE		TEAM RPI		ADJ RPI		CONF. RPI		ADJ CONF. RPI					
DIV. I ONLY			15-5-2		.72727		29		8-1-1		262		264		141		.50054		153		28		28	
DIV. I NON-CONF.			7-4-1		.625		89		1-0-0		249		234		182		.47265		185		29		29	
TOTALS		RPI 1-25		RPI 26-50		W-L RECORDS		RPI 51-100		RPI 101-150		RPI 150+												
15-5-2		0-1-0		0-0-0		OVERALL		0-0-0		1-0-0		14-4-2												
4-2-0		0-0-0		0-0-0		HOME		0-0-0		0-0-0		4-2-0												
8-3-0		0-1-0		0-0-0		AWAY		0-0-0		1-0-0		7-2-0												
3-0-2		0-0-0		0-0-0		NEUTRAL		0-0-0		0-0-0		3-0-2												
7-4-1		0-1-0		0-0-0		NON-CONFERENCE		0-0-0		1-0-0		6-3-1												
2-1-0		0-0-0		0-0-0		HOME		0-0-0		0-0-0		2-1-0												
4-3-0		0-1-0		0-0-		AWAY		0-0-0		1-0-0		3-2-0												
1-0-1		0-0-0		0-0-0		NEUTRAL		0-0-0		0-0-0		1-0-1												
8-1-1		0-0-0		0-0-0		CONFERENCE		0-0-0		0-0-0		8-1-1												
2-1-0		0-0-0		0-0-0		HOME		0-0-0		0-0-0		2-1-0												
4-0-0		0-0-0		0-0-0		AWAY		0-0-0		0-0-0		4-0-0												
2-0-1		0-0-0		0-0-0		NEUTRAL		0-0-0		0-0-0		2-0-1												
RPI	S	Opponent		Score		RPI	S	Opponent		Score		RPI	S	Opponent		Score								
23	A	Clemson		0 5										123 A Col. of Charleston		2 0								
														170 H High Point		6 1								
														170 N High Point		0 0								
														188 H Francis Marion		0 4								
														194 A Wofford		2 3								
														201 H Charleston So.		1 2								
														211 A Jacksonville		1 2								
														217 N Stetson		1 1								
														240 A Winthrop		2 0								
														240 N Winthrop		1 0								
														245 H Presbyterian		1 0								
														246 A Liberty		1 0								
														250 A North Fla.		2 1								
														254 A Longwood		2 1								
														264 H Radford		1 0								
														289 A UNC Asheville		2 0								
														294 H Citadel		3 0								
														295 N Wagner		3 2								
														297 A VMI		2 0								
														297 N VMI		1 0								
														300 A S.C. Upstate		2 0								
LAST 10 GAMES																								
170 N High Point						0 0		246 A Liberty						1 0										
240 N Winthrop						1 0		201 H Charleston So.						1 2										
297 N VMI						1 0		240 A Winthrop						2 0										
264 H Radford						1 0		170 H High Point						6 1										
300 A S.C. Upstate						2 0		289 A UNC Asheville						2 0										

Non-Div. I Games:

Coastal Caro.

Average RPI Win: 181		WON-LOST	WINNING	LAST 10	STRENGTH OF		OPP. STRENGTH	TEAM	ADJ	CONF.	ADJ CONF.				
Average RPI Loss: 79		RECORD	PCT. RANK	GAMES	SCHEDULE		OF SCHEDULE	RPI	RPI	RPI	RPI				
DIV. I ONLY		8-10-0	.44444	190	3-7-0		126	90	155	.49754	154	8	8		
DIV. I NON-CONF.		4-3-0	.57143	120	0-0-0		203	108	150	.49923	147	8	8		
TOTALS		RPI 1-25	RPI 26-50		W-L RECORDS		RPI 51-100		RPI 101-150		RPI 150+				
8-10-0		0-3-0	0-2-0		OVERALL		0-2-0		4-1-0		4-2-0				
4-4-0		0-2-0	0-0-0		HOME		0-2-0		1-0-0		3-0-0				
4-6-0		0-1-0	0-2-0		AWAY		0-0-0		3-1-0		1-2-0				
0-0-0		0-0-0	0-0-0		NEUTRAL		0-0-0		0-0-0		0-0-0				
4-3-0		0-1-0	0-1-0		NON-CONFERENCE		0-0-0		1-0-0		3-1-0				
2-0-0		0-0-0	0-0-0		HOME		0-0-0		0-0-0		2-0-0				
2-3-0		0-1-0	0-0-		AWAY		0-0-0		1-0-0		1-1-0				
0-0-0		0-0-0	0-0-0		NEUTRAL		0-0-0		0-0-0		0-0-0				
4-7-0		0-2-0	0-1-0		CONFERENCE		0-2-0		3-1-0		1-1-0				
2-4-0		0-2-0	0-0-0		HOME		0-2-0		1-0-0		1-0-0				
2-3-0		0-0-0	0-1-0		AWAY		0-0-0		2-1-0		0-1-0				
0-0-0		0-0-0	0-0-0		NEUTRAL		0-0-0		0-0-0		0-0-0				
RPI S	Opponent	Score		RPI S	Opponent	Score		RPI S	Opponent	Score		RPI S	Opponent	Score	
12 A	Virginia	0	4	27 A	William & Mary	1	2	59 H	VCU	0	2	107 H	Georgia St.	4	3
18 H	James Madison	2	3	46 A	Georgetown	1	3	93 H	UNC Wilmington	2	3	116 A	Seton Hall	1	0
21 H	Hofstra	0	2									129 A	George Mason	3	2
												139 A	Towson	0	1
												140 A	Old Dominion	3	1
												176 A	Baylor	1	2
												196 A	Northeastern	1	4
												213 H	Drexel	1	0
												218 A	UTSA	2	0
												253 H	Marshall	2	0
												269 H	St. Joseph's	7	0
				LAST 10 GAMES											
				213 H	Drexel	1	0	139 A	Towson	0	1				
				21 H	Hofstra	0	2	129 A	George Mason	3	2				
				196 A	Northeastern	1	4	18 H	James Madison	2	3				
				107 H	Georgia St.	4	3	59 H	VCU	0	2				
				93 H	UNC Wilmington	2	3	27 A	William & Mary	1	2				

Non-Div. I Games:

Delaware

Average RPI Win:		194	WON-LOST RECORD		WINNING PCT. RANK		LAST 10 GAMES		STRENGTH OF SCHEDULE		OPP. STRENGTH OF SCHEDULE		TEAM RPI	ADJ RPI		CONF. RPI	ADJ CONF. RPI
DIV. I ONLY			8-12-2		.40909 212		5-5-0		78		149		154	.49739 156		13	13
DIV. I NON-CONF.			1-7-1		.16667 283		0-1-0		95		145		233	.43432 230		13	13
TOTALS		RPI 1-25		RPI 26-50		W-L RECORDS		RPI 51-100		RPI 101-150		RPI 150+					
8-12-2		0-2-0		0-3-0		OVERALL		1-3-1		2-3-0		5-1-1					
5-2-1		0-0-0		0-0-0		HOME		0-1-0		1-1-0		4-0-1					
2-8-1		0-1-0		0-2-0		AWAY		1-2-1		0-2-0		1-1-0					
1-2-0		0-1-0		0-1-0		NEUTRAL		0-0-0		1-0-0		0-0-0					
1-7-1		0-2-0		0-1-0		NON-CONFERENCE		0-2-0		0-1-0		1-1-1					
1-1-1		0-0-0		0-0-0		HOME		0-1-0		0-0-0		1-0-1					
0-4-0		0-1-0		0-0-		AWAY		0-1-0		0-1-0		0-1-0					
0-2-0		0-1-0		0-1-0		NEUTRAL		0-0-0		0-0-0		0-0-0					
7-5-1		0-0-0		0-2-0		CONFERENCE		1-1-1		2-2-0		4-0-0					
4-1-0		0-0-0		0-0-0		HOME		0-0-0		1-1-0		3-0-0					
2-4-1		0-0-0		0-2-0		AWAY		1-1-1		0-1-0		1-0-0					
1-0-0		0-0-0		0-0-0		NEUTRAL		0-0-0		1-0-0		0-0-0					
RPI	S	Opponent		Score		RPI	S	Opponent		Score		RPI	S	Opponent		Score	
18	A	James Madison		0	1	38	A	Charlotte		1	2	59	A	VCU		0	1
21	N	Hofstra		1	2	38	A	Charlotte		0	1	76	A	Rhode Island		1	0
						46	N	Georgetown		0	1	77	H	Loyola (Md.)		0	3
												83	A	St. Louis		0	2
												84	A	Fordham		0	0
														118 H Duquesne		1	2
														118 N Duquesne		2	0
														127 A American		0	3
														146 H La Salle		1	0
														149 A Massachusetts		1	2
														180 A George Washington		3	2
														202 H Temple		2	1
														254 A Longwood		0	1
														265 H St. Bonaventure		4	0
														269 H St. Joseph's		4	0
														291 H UMBC		1	1
														297 H VMI		2	0
LAST 10 GAMES																	
						38	A	Charlotte		0	1	269	H	St. Joseph's		4	0
						118	N	Duquesne		2	0	254	A	Longwood		0	1
						76	A	Rhode Island		1	0	180	A	George Washington		3	2
						149	A	Massachusetts		1	2	38	A	Charlotte		1	2
						202	H	Temple		2	1	83	A	St. Louis		0	2

Non-Div. I Games:

Richmond

Average RPI Win:	220	WON-LOST	WINNING	LAST 10	STRENGTH OF	OPP. STRENGTH	TEAM	ADJ	CONF.	ADJ CONF.	
Average RPI Loss:	142	RECORD	PCT. RANK	GAMES	SCHEDULE	OF SCHEDULE	RPI	RPI	RPI	RPI	
DIV. I ONLY	7-5-6	.55556	120	3-2-5	191	161	156	.4952	157	17	17
DIV. I NON-CONF.	5-3-3	.59091	112	1-0-2	173	122	123	.51742	122	17	17
<hr/>											
TOTALS	RPI 1-25	RPI 26-50		W-L RECORDS	RPI 51-100		RPI 101-150		RPI 150+		
7-5-6	0-0-0	0-1-1		OVERALL	0-1-1		1-0-2		6-3-2		
6-0-2	0-0-0	0-0-0		HOME	0-0-0		1-0-0		5-0-2		
1-4-3	0-0-0	0-0-1		AWAY	0-1-0		0-0-2		1-3-0		
0-1-1	0-0-0	0-1-0		NEUTRAL	0-0-1		0-0-0		0-0-0		
<hr/>											
5-3-3	0-0-0	0-1-1		NON-CONFERENCE	0-1-1		0-0-1		5-1-0		
4-0-0	0-0-0	0-0-0		HOME	0-0-0		0-0-0		4-0-0		
1-2-2	0-0-0	0-1-		AWAY	0-1-0		0-0-1		1-1-0		
0-1-1	0-0-0	0-1-0		NEUTRAL	0-0-1		0-0-0		0-0-0		
<hr/>											
2-2-3	0-0-0	0-0-0		CONFERENCE	0-0-0		1-0-1		1-2-2		
2-0-2	0-0-0	0-0-0		HOME	0-0-0		1-0-0		1-0-2		
0-2-1	0-0-0	0-0-0		AWAY	0-0-0		0-0-1		0-2-0		
0-0-0	0-0-0	0-0-0		NEUTRAL	0-0-0		0-0-0		0-0-0		
<hr/>											
RPI S	Opponent	Score	RPI S	Opponent	Score	RPI S	Opponent	Score	RPI S	Opponent	Score
			42 N	Arizona St.	0 1	60 N	Cal St. Fullerton	1 1	103 A	Gonzaga	1 1
			44 A	Washington St.	1 1	61 A	Utah	2 3	131 A	Sacramento St.	1 1
									150 H	Weber St.	2 0
									165 H	Boise St.	5 2
									184 H	Northern Colo.	0 0
									190 A	Utah St.	0 1
									195 A	Portland St.	0 1
									223 A	Eastern Wash.	0 1
									228 H	Air Force	1 0
									234 A	Southern Utah	7 1
									236 H	Montana	1 0
									239 H	Northern Ariz.	0 0
									248 H	Idaho	2 0
									276 H	San Jose St.	2 1
			LAST 10 GAMES								
			150 H	Weber St.	2 0	131 A	Sacramento St.	1 1			
			236 H	Montana	1 0	195 A	Portland St.	0 1			
			223 A	Eastern Wash.	0 1	234 A	Southern Utah	7 1			
			184 H	Northern Colo.	0 0	44 A	Washington St.	1 1			
			239 H	Northern Ariz.	0 0	103 A	Gonzaga	1 1			

Non-Div. I Games:

Idaho St.

Brown

Through Games Of 2007 Final - 8-4

Average RPI Win: 170		WON-LOST RECORD	WINNING PCT. RANK		LAST 10 GAMES	STRENGTH OF SCHEDULE		OPP. STRENGTH OF SCHEDULE		TEAM RPI	ADJ RPI		CONF. RPI	ADJ CONF. RPI	
Average RPI Loss: 85															
DIV. I ONLY		6-10-1	.38235	226	5-5-0	83		106		160	.49485	158	11	11	
DIV. I NON-CONF.		3-6-1	.35	236	2-1-0	85		107		161	.49026	162	11	11	
TOTALS		RPI 1-25	RPI 26-50		W-L RECORDS	RPI 51-100		RPI 101-150		RPI 150+					
6-10-1	0-1-0	0-2-0		OVERALL		2-3-0		0-2-0		4-2-1					
3-5-0	0-0-0	0-1-0		HOME		1-1-0		0-2-0		2-1-0					
3-5-0	0-1-0	0-1-0		AWAY		1-2-0		0-0-0		2-1-0					
0-0-1	0-0-0	0-0-0		NEUTRAL		0-0-0		0-0-0		0-0-1					
3-6-1	0-1-0	0-2-0		NON-CONFERENCE		0-1-0		0-1-0		3-1-1					
2-3-0	0-0-0	0-1-0		HOME		0-1-0		0-1-0		2-0-0					
1-3-0	0-1-0	0-0-		AWAY		0-0-0		0-0-0		1-1-0					
0-0-1	0-0-0	0-0-0		NEUTRAL		0-0-0		0-0-0		0-0-1					
3-4-0	0-0-0	0-0-0		CONFERENCE		2-2-0		0-1-0		1-1-0					
1-2-0	0-0-0	0-0-0		HOME		1-0-0		0-1-0		0-1-0					
2-2-0	0-0-0	0-0-0		AWAY		1-2-0		0-0-0		1-0-0					
0-0-0	0-0-0	0-0-0		NEUTRAL		0-0-0		0-0-0		0-0-0					
RPI S	Opponent	Score		RPI S	Opponent	Score		RPI S	Opponent	Score		RPI S	Opponent	Score	
16 A	Wake Forest	0 2		28 A	Connecticut	1 5		54 A	Yale	1 3		110 H	Princeton	1 4	
				33 H	Boston College	0 2		55 H	Penn	1 0		122 H	Boston U.	0 1	
								76 H	Rhode Island	1 3		151 H	Dartmouth	0 1	
								86 A	Columbia	0 1		169 A	New Hampshire	0 2	
								89 A	Harvard	1 0		181 N	Central Conn. St.	0 0	
												198 H	Maine	2 0	
												200 A	Army	2 1	
												227 A	Cornell	4 0	
												251 H	Sacred Heart	4 0	
LAST 10 GAMES															
	151 H	Dartmouth	0	1		76 H	Rhode Island	1	3						
	54 A	Yale	1	3		89 A	Harvard	1	0						
	55 H	Penn	1	0		110 H	Princeton	1	4						
	251 H	Sacred Heart	4	0		200 A	Army	2	1						
	227 A	Cornell	4	0		86 A	Columbia	0	1						

Non-Div. I Games:

Brown

Average RPI Win:	227	WON-LOST RECORD	WINNING PCT. RANK	LAST 10 GAMES	STRENGTH OF SCHEDULE	OPP. STRENGTH OF SCHEDULE	TEAM RPI	ADJ RPI	CONF. RPI	ADJ CONF. RPI	
DIV. I ONLY		8-5-5	.58333 109	5-3-2	203	220	157	.49456 159	26	27	
DIV. I NON-CONF.		3-2-3	.5625 125	0-0-0	113	140	108	.52824 109	24	22	
<hr/>											
TOTALS	RPI 1-25		RPI 26-50	W-L RECORDS		RPI 51-100		RPI 101-150		RPI 150+	
8-5-5	0-0-0		0-1-0	OVERALL		1-0-2		0-2-0		7-2-3	
6-1-2	0-0-0		0-0-0	HOME		0-0-1		0-1-0		6-0-1	
2-3-3	0-0-0		0-0-0	AWAY		1-0-1		0-1-0		1-2-2	
0-1-0	0-0-0		0-1-0	NEUTRAL		0-0-0		0-0-0		0-0-0	
3-2-3	0-0-0		0-1-0	NON-CONFERENCE		1-0-2		0-1-0		2-0-1	
2-0-2	0-0-0		0-0-0	HOME		0-0-1		0-0-0		2-0-1	
1-1-1	0-0-0		0-0-	AWAY		1-0-1		0-1-0		0-0-0	
0-1-0	0-0-0		0-1-0	NEUTRAL		0-0-0		0-0-0		0-0-0	
5-3-2	0-0-0		0-0-0	CONFERENCE		0-0-0		0-1-0		5-2-2	
4-1-0	0-0-0		0-0-0	HOME		0-0-0		0-1-0		4-0-0	
1-2-2	0-0-0		0-0-0	AWAY		0-0-0		0-0-0		1-2-2	
0-0-0	0-0-0		0-0-0	NEUTRAL		0-0-0		0-0-0		0-0-0	
RPI S	Opponent	Score	RPI S	Opponent	Score	RPI S	Opponent	Score	RPI S	Opponent	Score
			46 N	Georgetown	0 2	71 H	East Carolina	0 0	122 H	Boston U.	0 3
						84 A	Fordham	2 1	129 A	George Mason	0 3
						86 A	Columbia	0 0	169 A	New Hampshire	1 2
									169 H	New Hampshire	1 0
									198 A	Maine	0 1
									198 H	Maine	2 1
									203 H	Manhattan	0 0
									231 A	Hartford	0 0
									249 H	Siena	1 0
									262 H	Iona	2 0
									280 A	Vermont	1 0
									285 H	Albany (N.Y.)	1 0
									288 A	Binghamton	1 1
									291 H	UMBC	3 0
			LAST 10 GAMES								
			169 A	New Hampshire	1 2	285 H	Albany (N.Y.)	1 0			
			198 H	Maine	2 1	169 H	New Hampshire	1 0			
			198 A	Maine	0 1	280 A	Vermont	1 0			
			122 H	Boston U.	0 3	231 A	Hartford	0 0			
			288 A	Binghamton	1 1	291 H	UMBC	3 0			

Non-Div. I Games:

Stony Brook

Fairfield

Through Games Of 2007 Final - 8-4

Average RPI Win:	244	WON-LOST	WINNING	LAST 10		STRENGTH OF	OPP. STRENGTH	TEAM	ADJ	CONF.	ADJ CONF.	
Average RPI Loss:	93	RECORD	PCT. RANK	GAMES		SCHEDULE	OF SCHEDULE	RPI	RPI	RPI	RPI	
DIV. I ONLY	11-7-3	.59524	100	6-2-2		239	157	162	.49387	160	23	24
DIV. I NON-CONF.	5-5-1	.5	149	1-0-0		225	78	185	.47531	183	25	24
<hr/>												
TOTALS	RPI 1-25	RPI 26-50		W-L RECORDS		RPI 51-100		RPI 101-150		RPI 150+		
11-7-3	0-0-0	0-2-1		OVERALL		0-2-1		0-2-0		11-1-1		
5-1-2	0-0-0	0-0-0		HOME		0-0-1		0-1-0		5-0-1		
5-4-0	0-0-0	0-2-0		AWAY		0-1-0		0-1-0		5-0-0		
1-2-1	0-0-0	0-0-1		NEUTRAL		0-1-0		0-0-0		1-1-0		
<hr/>												
5-5-1	0-0-0	0-2-1		NON-CONFERENCE		0-1-0		0-1-0		5-1-0		
3-0-0	0-0-0	0-0-0		HOME		0-0-0		0-0-0		3-0-0		
1-4-0	0-0-0	0-0-		AWAY		0-1-0		0-1-0		1-0-0		
1-1-1	0-0-0	0-0-1		NEUTRAL		0-0-0		0-0-0		1-1-0		
<hr/>												
6-2-2	0-0-0	0-0-0		CONFERENCE		0-1-1		0-1-0		6-0-1		
2-1-2	0-0-0	0-0-0		HOME		0-0-1		0-1-0		2-0-1		
4-0-0	0-0-0	0-0-0		AWAY		0-0-0		0-0-0		4-0-0		
0-1-0	0-0-0	0-0-0		NEUTRAL		0-1-0		0-0-0		0-0-0		
<hr/>												
RPI S	Opponent	Score	RPI S	Opponent	Score	RPI S	Opponent	Score	RPI S	Opponent	Score	
			28 A	Connecticut	1 4	77 H	Loyola (Md.)	2 2	116 A	Seton Hall	0 2	
			33 A	Boston College	0 2	77 N	Loyola (Md.)	0 2	126 H	Marist	1 2	
			40 N	Colorado	1 1	89 A	Harvard	0 1	173 H	Colgate	3 0	
									181 N	Central Conn. St.	0 1	
									197 A	Niagara	6 0	
									203 A	Manhattan	1 0	
									228 N	Air Force	2 0	
									229 H	Providence	1 0	
									249 H	Siena	2 0	
									257 H	Rider	5 1	
									262 H	Iona	1 1	
									272 A	Canisius	2 1	
									279 A	Holy Cross	4 1	
									295 H	Wagner	6 0	
									307 A	St. Peter's	5 1	
<hr/>												
LAST 10 GAMES												
			77 N	Loyola (Md.)	0 2	279 A	Holy Cross	4 1				
			257 H	Rider	5 1	262 H	Iona	1 1				
			77 H	Loyola (Md.)	2 2	126 H	Marist	1 2				
			307 A	St. Peter's	5 1	249 H	Siena	2 0				
			203 A	Manhattan	1 0	197 A	Niagara	6 0				

Non-Div. I Games:

Fairfield

Average RPI Win: 230		WON-LOST	WINNING	LAST 10	STRENGTH OF		OPP. STRENGTH	TEAM	ADJ	CONF.	ADJ CONF.
Average RPI Loss: 108		RECORD	PCT. RANK	GAMES	SCHEDULE		OF SCHEDULE	RPI	RPI	RPI	RPI
DIV. I ONLY		8-11-1	.425	196	4-6-0		90	196	161	.49298	161
DIV. I NON-CONF.		3-5-1	.38889	214	0-1-0		29	182	114	.52561	112
TOTALS		RPI 1-25	RPI 26-50		W-L RECORDS		RPI 51-100		RPI 101-150		RPI 150+
8-11-1	0-0-0	0-3-0		OVERALL		1-3-1		0-2-0		7-3-0	
5-3-1	0-0-0	0-1-0		HOME		1-2-1		0-0-0		4-0-0	
3-7-0	0-0-0	0-1-0		AWAY		0-1-0		0-2-0		3-3-0	
0-1-0	0-0-0	0-1-0		NEUTRAL		0-0-0		0-0-0		0-0-0	
3-5-1	0-0-0	0-1-0		NON-CONFERENCE		1-2-1		0-2-0		2-0-0	
2-2-1	0-0-0	0-0-0		HOME		1-2-1		0-0-0		1-0-0	
1-3-0	0-0-0	0-0-0		AWAY		0-0-0		0-2-0		1-0-0	
0-0-0	0-0-0	0-0-0		NEUTRAL		0-0-0		0-0-0		0-0-0	
5-6-0	0-0-0	0-2-0		CONFERENCE		0-1-0		0-0-0		5-3-0	
3-1-0	0-0-0	0-1-0		HOME		0-0-0		0-0-0		3-0-0	
2-4-0	0-0-0	0-0-0		AWAY		0-1-0		0-0-0		2-3-0	
0-1-0	0-0-0	0-1-0		NEUTRAL		0-0-0		0-0-0		0-0-0	
RPI S	Opponent	Score	RPI S	Opponent	Score	RPI S	Opponent	Score	RPI S	Opponent	Score
			36 A	Missouri	0 3	66 A	Southeast Mo. St.	2 4	113 A	Loyola (Ill.)	0 2
			43 H	Samford	1 3	68 H	Western Ill.	2 2	143 A	Bowling Green	1 2
			43 N	Samford	0 1	82 H	Western Ky.	1 3	167 A	Tenn.-Martin	1 2
						85 H	Ball St.	1 0	192 A	Murray St.	0 1
						91 H	Illinois St.	0 1	192 A	Murray St.	2 1
									212 A	Morehead St.	0 2
									215 A	Eastern Mich.	3 1
									266 H	Indiana St.	3 0
									268 A	Eastern Ky.	2 0
									270 H	Tennessee Tech	3 0
									273 H	Austin Peay	2 0
									274 H	Jacksonville St.	2 0
LAST 10 GAMES											
			43 N	Samford	0 1	192 A	Murray St.	0 1			
			192 A	Murray St.	2 1	167 A	Tenn.-Martin	1 2			
			91 H	Illinois St.	0 1	66 A	Southeast Mo. St.	2 4			
			274 H	Jacksonville St.	2 0	273 H	Austin Peay	2 0			
			43 H	Samford	1 3	270 H	Tennessee Tech	3 0			

Non-Div. I Games:

Eastern Ill.

Average RPI Win: 233		WON-LOST	WINNING	LAST 10	STRENGTH OF		OPP. STRENGTH	TEAM	ADJ	CONF.	ADJ CONF.
Average RPI Loss: 132		RECORD	PCT. RANK	GAMES	SCHEDULE		OF SCHEDULE	RPI	RPI	RPI	RPI
DIV. I ONLY		11-6-3	.625	77	7-2-1		226	256	158	.49172	162
DIV. I NON-CONF.		4-1-2	.71429	50	0-0-0		248	244	151	.49861	150
TOTALS		RPI 1-25	RPI 26-50		W-L RECORDS		RPI 51-100		RPI 101-150		RPI 150+
11-6-3	0-1-0	0-0-0		OVERALL		1-1-1		0-2-0		10-2-2	
5-3-2	0-0-0	0-0-0		HOME		1-0-1		0-1-0		4-2-1	
3-3-1	0-1-0	0-0-0		AWAY		0-1-0		0-1-0		3-0-1	
3-0-0	0-0-0	0-0-0		NEUTRAL		0-0-0		0-0-0		3-0-0	
4-1-2	0-1-0	0-0-0		NON-CONFERENCE		0-0-1		0-0-0		4-0-1	
2-0-2	0-0-0	0-0-0		HOME		0-0-1		0-0-0		2-0-1	
0-1-0	0-1-0	0-0-		AWAY		0-0-0		0-0-0		0-0-0	
2-0-0	0-0-0	0-0-0		NEUTRAL		0-0-0		0-0-0		2-0-0	
7-5-1	0-0-0	0-0-0		CONFERENCE		1-1-0		0-2-0		6-2-1	
3-3-0	0-0-0	0-0-0		HOME		1-0-0		0-1-0		2-2-0	
3-2-1	0-0-0	0-0-0		AWAY		0-1-0		0-1-0		3-0-1	
1-0-0	0-0-0	0-0-0		NEUTRAL		0-0-0		0-0-0		1-0-0	
RPI S	Opponent	Score		RPI S	Opponent	Score		RPI S	Opponent	Score	
22 A	South Carolina	2	5					57 A	Kennesaw St.	0	2
								57 H	Kennesaw St.	3	1
								99 H	Middle Tenn.	1	1
								109 H	Mercer	0	1
								141 A	Belmont	1	4
								163 H	Western Caro.	1	0
								204 A	Fla. Gulf Coast	1	0
								211 H	Jacksonville	2	3
								217 A	Stetson	3	2
								217 N	Stetson	2	1
								243 H	Gardner-Webb	2	0
								250 H	North Fla.	1	2
								264 H	Radford	3	1
								270 H	Tennessee Tech	2	2
								292 A	Lipscomb	2	0
								294 N	Citadel	4	0
								298 A	Campbell	1	1
								300 H	S.C. Upstate	4	0
								309 N	Youngstown St.	3	2
LAST 10 GAMES											
	57 A	Kennesaw St.	0	2		57 H	Kennesaw St.	3	1		
	217 N	Stetson	2	1		109 H	Mercer	0	1		
	300 H	S.C. Upstate	4	0		298 A	Campbell	1	1		
	217 A	Stetson	3	2		243 H	Gardner-Webb	2	0		
	204 A	Fla. Gulf Coast	1	0		292 A	Lipscomb	2	0		

Non-Div. I Games:

East Tenn. St.

Average RPI Win:		236	WON-LOST RECORD		WINNING PCT. RANK		LAST 10 GAMES		STRENGTH OF SCHEDULE		OPP. STRENGTH OF SCHEDULE		TEAM RPI		ADJ RPI		CONF. RPI		ADJ CONF. RPI	
Average RPI Loss:		78																		
DIV. I ONLY			9-8-3		.525 146		4-3-3		185		159		164		.49118 163		15		15	
DIV. I NON-CONF.			5-4-0		.55556 130		0-0-0		150		159		133		.51018 131		14		14	
TOTALS		RPI 1-25		RPI 26-50		W-L RECORDS		RPI 51-100		RPI 101-150		RPI 150+								
9-8-3		0-1-0		0-2-0		OVERALL		0-2-0		0-2-1		9-1-2								
4-2-0		0-0-0		0-1-0		HOME		0-1-0		0-0-0		4-0-0								
4-6-3		0-1-0		0-1-0		AWAY		0-1-0		0-2-1		4-1-2								
1-0-0		0-0-0		0-0-0		NEUTRAL		0-0-0		0-0-0		1-0-0								
5-4-0		0-1-0		0-1-0		NON-CONFERENCE		0-0-0		0-1-0		5-1-0								
1-0-0		0-0-0		0-0-0		HOME		0-0-0		0-0-0		1-0-0								
3-4-0		0-1-0		0-0-		AWAY		0-0-0		0-1-0		3-1-0								
1-0-0		0-0-0		0-0-0		NEUTRAL		0-0-0		0-0-0		1-0-0								
4-4-3		0-0-0		0-1-0		CONFERENCE		0-2-0		0-1-1		4-0-2								
3-2-0		0-0-0		0-1-0		HOME		0-1-0		0-0-0		3-0-0								
1-2-3		0-0-0		0-0-0		AWAY		0-1-0		0-1-1		1-0-2								
0-0-0		0-0-0		0-0-0		NEUTRAL		0-0-0		0-0-0		0-0-0								
RPI S	Opponent		Score		RPI S	Opponent		Score		RPI S	Opponent		Score		RPI S	Opponent		Score		
23 A	Clemson		0 2		26 H	UNC Greensboro		0 2		67 A	Furman		0 1		108 A	Wyoming		0 1		
					38 A	Charlotte		0 2		75 H	Davidson		0 3		123 A	Col. of Charleston		1 1		
															123 A	Col. of Charleston		0 2		
															162 A	East Tenn. St.		0 1		
															177 H	Appalachian St.		3 0		
															184 A	Northern Colo.		4 0		
															194 A	Wofford		1 0		
															217 N	Stetson		2 0		
															232 A	Elon		0 0		
															240 H	Winthrop		2 0		
															243 A	Gardner-Webb		2 0		
															256 A	Ga. Southern		1 1		
															289 A	UNC Asheville		2 1		
															290 H	Chattanooga		6 1		
															294 H	Citadel		2 1		
LAST 10 GAMES																				
			123 A	Col. of Charleston	1	1		290 H	Chattanooga	6	1									
			194 A	Wofford	1	0		123 A	Col. of Charleston	0	2									
			232 A	Elon	0	0		294 H	Citadel	2	1									
			75 H	Davidson	0	3		177 H	Appalachian St.	3	0									
			256 A	Ga. Southern	1	1		26 H	UNC Greensboro	0	2									

Non-Div. I Games:

Western Caro.

Average RPI Win:		192	WON-LOST RECORD		WINNING PCT. RANK		LAST 10 GAMES		STRENGTH OF SCHEDULE		OPP. STRENGTH OF SCHEDULE		TEAM RPI		ADJ RPI		CONF. RPI		ADJ CONF. RPI	
Average RPI Loss:		123																		
DIV. I ONLY			11-7-2		.6 95		5-4-1		254		123		163		.48889 164		12		12	
DIV. I NON-CONF.			6-4-1		.59091 112		0-1-0		269		160		196		.4621 197		12		12	
TOTALS		RPI 1-25		RPI 26-50		W-L RECORDS		RPI 51-100		RPI 101-150		RPI 150+								
11-7-2		0-1-0		0-0-0		OVERALL		1-2-0		2-2-0		8-2-2								
4-2-1		0-1-0		0-0-0		HOME		1-0-0		2-1-0		1-0-1								
5-4-1		0-0-0		0-0-0		AWAY		0-2-0		0-1-0		5-1-1								
2-1-0		0-0-0		0-0-0		NEUTRAL		0-0-0		0-0-0		2-1-0								
6-4-1		0-1-0		0-0-0		NON-CONFERENCE		0-0-0		0-1-0		6-2-1								
1-1-1		0-1-0		0-0-0		HOME		0-0-0		0-0-0		1-0-1								
3-2-0		0-0-0		0-0-		AWAY		0-0-0		0-1-0		3-1-0								
2-1-0		0-0-0		0-0-0		NEUTRAL		0-0-0		0-0-0		2-1-0								
5-3-1		0-0-0		0-0-0		CONFERENCE		1-2-0		2-1-0		2-0-1								
3-1-0		0-0-0		0-0-0		HOME		1-0-0		2-1-0		0-0-0								
2-2-1		0-0-0		0-0-0		AWAY		0-2-0		0-0-0		2-0-1								
0-0-0		0-0-0		0-0-0		NEUTRAL		0-0-0		0-0-0		0-0-0								
RPI	S	Opponent		Score		RPI	S	Opponent		Score		RPI	S	Opponent		Score				
19	H	San Diego		1 2								128	A	Fresno St.		0 3				
								60 A Cal St. Fullerton		0 1		135	H	Cal Poly		0 1				
								61 H Long Beach St.		1 0		144	H	UC Riverside		2 0				
												145	H	UC Santa Barbara		2 1				
												152	A	Pacific		2 0				
												182	A	Cal St. Northridge		0 0				
												184	N	Northern Colo.		1 2				
												190	N	Utah St.		2 0				
												214	A	San Francisco		1 0				
												215	H	Eastern Mich.		0 0				
												226	A	UC Davis		2 1				
												228	A	Air Force		2 1				
												243	H	Gardner-Webb		6 0				
												246	N	Liberty		2 0				
												260	A	Cal St. Bakersfield		3 0				
												276	A	San Jose St.		1 2				
LAST 10 GAMES																				
						60 A Cal St. Fullerton	1 2		226 A UC Davis	2 1										
						144 H UC Riverside	2 0		152 A Pacific	2 0										
						60 A Cal St. Fullerton	0 1		145 H UC Santa Barbara	2 1										
						61 H Long Beach St.	1 0		135 H Cal Poly	0 1										
						182 A Cal St. Northridge	0 0		276 A San Jose St.	1 2										

Non-Div. I Games:

UC Irvine

Average RPI Win:	233	WON-LOST RECORD	WINNING PCT. RANK	LAST 10 GAMES	STRENGTH OF SCHEDULE	OPP. STRENGTH OF SCHEDULE	TEAM RPI	ADJ RPI	CONF. RPI	ADJ CONF. RPI			
DIV. I ONLY		9-7-3	.55263	122	5-3-2	207	186	166	.48871	165	21	21	
DIV. I NON-CONF.		4-5-2	.45455	174	0-1-1	174	192	183	.4724	186	18	18	
<hr/>													
TOTALS	RPI 1-25	RPI 26-50		W-L RECORDS		RPI 51-100		RPI 101-150		RPI 150+			
9-7-3	0-0-0	0-0-0		OVERALL		0-3-0		0-3-1		9-1-2			
3-1-2	0-0-0	0-0-0		HOME		0-0-0		0-1-1		3-0-1			
4-5-0	0-0-0	0-0-0		AWAY		0-2-0		0-2-0		4-1-0			
2-1-1	0-0-0	0-0-0		NEUTRAL		0-1-0		0-0-0		2-0-1			
<hr/>													
4-5-2	0-0-0	0-0-0		NON-CONFERENCE		0-2-0		0-2-0		4-1-2			
1-0-1	0-0-0	0-0-0		HOME		0-0-0		0-0-0		1-0-1			
1-4-0	0-0-0	0-0-		AWAY		0-1-0		0-2-0		1-1-0			
2-1-1	0-0-0	0-0-0		NEUTRAL		0-1-0		0-0-0		2-0-1			
<hr/>													
5-2-1	0-0-0	0-0-0		CONFERENCE		0-1-0		0-1-1		5-0-0			
2-1-1	0-0-0	0-0-0		HOME		0-0-0		0-1-1		2-0-0			
3-1-0	0-0-0	0-0-0		AWAY		0-1-0		0-0-0		3-0-0			
0-0-0	0-0-0	0-0-0		NEUTRAL		0-0-0		0-0-0		0-0-0			
<hr/>													
RPI	S	Opponent	Score	RPI	S	Opponent	Score	RPI	S	Opponent	Score		
				58 A Hawaii				0	5	103 A Gonzaga		0	3
				61 A Utah				1	3	128 H Fresno St.		1	1
				73 N Oregon				0	3	128 H Fresno St.		1	4
										150 A Weber St.		0	3
										157 A Idaho St.		2	5
										166 N Oregon St.		3	3
										190 A Utah St.		2	1
										195 N Portland St.		3	0
										221 H Nevada		3	2
										223 H Eastern Wash.		3	1
										234 N Southern Utah		9	0
										236 A Montana		2	0
										239 H Northern Ariz.		0	0
										248 H Idaho		5	1
										276 A San Jose St.		2	0
						277 A Louisiana Tech		4	2				
<hr/>													
				LAST 10 GAMES									
128 H Fresno St.				1	4	248 H Idaho				5	1		
276 A San Jose St.				2	0	190 A Utah St.				2	1		
58 A Hawaii				0	5	277 A Louisiana Tech				4	2		
221 H Nevada				3	2	239 H Northern Ariz.				0	0		
128 H Fresno St.				1	1	103 A Gonzaga				0	3		

Non-Div. I Games:

Boise St.

Average RPI Win: 205		WON-LOST	WINNING	LAST 10	STRENGTH OF		OPP. STRENGTH	TEAM	ADJ	CONF.	ADJ CONF.
Average RPI Loss: 61		RECORD	PCT. RANK	GAMES	SCHEDULE		OF SCHEDULE	RPI	RPI	RPI	RPI
DIV. I ONLY		7-10-3	.425	196	0-8-2		155	53	168	.48804	166
DIV. I NON-CONF.		7-3-1	.68182	66	0-1-0		250	135	148	.49832	151
TOTALS		RPI 1-25	RPI 26-50		W-L RECORDS		RPI 51-100		RPI 101-150		RPI 150+
7-10-3	0-5-0	0-2-0		OVERALL		0-0-2		2-2-0		5-1-1	
5-5-1	0-2-0	0-1-0		HOME		0-0-1		1-2-0		4-0-0	
0-4-1	0-3-0	0-1-0		AWAY		0-0-1		0-0-0		0-0-0	
2-1-1	0-0-0	0-0-0		NEUTRAL		0-0-0		1-0-0		1-1-1	
7-3-1	0-1-0	0-0-0		NON-CONFERENCE		0-0-0		2-1-0		5-1-1	
5-1-0	0-0-0	0-0-0		HOME		0-0-0		1-1-0		4-0-0	
0-1-0	0-1-0	0-0-		AWAY		0-0-0		0-0-0		0-0-0	
2-1-1	0-0-0	0-0-0		NEUTRAL		0-0-0		1-0-0		1-1-1	
0-7-2	0-4-0	0-2-0		CONFERENCE		0-0-2		0-1-0		0-0-0	
0-4-1	0-2-0	0-1-0		HOME		0-0-1		0-1-0		0-0-0	
0-3-1	0-2-0	0-1-0		AWAY		0-0-1		0-0-0		0-0-0	
0-0-0	0-0-0	0-0-0		NEUTRAL		0-0-0		0-0-0		0-0-0	
RPI S	Opponent	Score	RPI S	Opponent	Score	RPI S	Opponent	Score	RPI S	Opponent	Score
1 A	UCLA	0 1	42 H	Arizona St.	1 2	73 H	Oregon	2 2	103 H	Gonzaga	0 1
3 A	Southern California	0 5	44 A	Washington St.	1 2	88 A	Washington	1 1	105 H	Arizona	0 1
6 A	Portland	1 4							125 N	Michigan	1 0
11 H	Stanford	0 2							144 H	UC Riverside	2 0
24 H	California	1 3							165 N	Boise St.	3 3
									182 H	Cal St. Northridge	2 0
									195 H	Portland St.	2 1
									236 H	Montana	4 0
									248 H	Idaho	2 1
									275 N	Detroit	0 1
									305 N	Lamar	8 0
LAST 10 GAMES											
11 H	Stanford	0 2	42 H	Arizona St.	1 2						
24 H	California	1 3	105 H	Arizona	0 1						
73 H	Oregon	2 2	3 A	Southern California	0 5						
44 A	Washington St.	1 2	1 A	UCLA	0 1						
88 A	Washington	1 1	103 H	Gonzaga	0 1						

Non-Div. I Games:

Oregon St.

Average RPI Win: 241		WON-LOST	WINNING	LAST 10	STRENGTH OF		OPP. STRENGTH	TEAM	ADJ	CONF.	ADJ CONF.
Average RPI Loss: 91		RECORD	PCT. RANK	GAMES	SCHEDULE		OF SCHEDULE	RPI	RPI	RPI	RPI
DIV. I ONLY		7-6-3	.53125	135	5-2-3		194	178	167	.48756	167
DIV. I NON-CONF.		2-3-0	.4	212	0-0-0		171	161	197	.46541	193
TOTALS		RPI 1-25	RPI 26-50		W-L RECORDS		RPI 51-100		RPI 101-150		RPI 150+
7-6-3		0-0-0	0-2-0		OVERALL		0-2-1		0-0-0		7-2-2
4-1-1		0-0-0	0-0-0		HOME		0-0-1		0-0-0		4-1-0
3-4-2		0-0-0	0-2-0		AWAY		0-2-0		0-0-0		3-0-2
0-1-0		0-0-0	0-0-0		NEUTRAL		0-0-0		0-0-0		0-1-0
2-3-0		0-0-0	0-1-0		NON-CONFERENCE		0-1-0		0-0-0		2-1-0
0-0-0		0-0-0	0-0-0		HOME		0-0-0		0-0-0		0-0-0
2-2-0		0-0-0	0-0-		AWAY		0-1-0		0-0-0		2-0-0
0-1-0		0-0-0	0-0-0		NEUTRAL		0-0-0		0-0-0		0-1-0
5-3-3		0-0-0	0-1-0		CONFERENCE		0-1-1		0-0-0		5-1-2
4-1-1		0-0-0	0-0-0		HOME		0-0-1		0-0-0		4-1-0
1-2-2		0-0-0	0-1-0		AWAY		0-1-0		0-0-0		1-0-2
0-0-0		0-0-0	0-0-0		NEUTRAL		0-0-0		0-0-0		0-0-0
RPI S	Opponent	Score	RPI S	Opponent	Score	RPI S	Opponent	Score	RPI S	Opponent	Score
			35 A	Memphis	1 4	58 A	Hawaii	0 3	152 N	Pacific	0 1
			43 A	Samford	0 3	66 A	Southeast Mo. St.	0 1	161 H	Eastern Ill.	2 1
						66 H	Southeast Mo. St.	0 0	192 H	Murray St.	1 2
									212 H	Morehead St.	3 1
									212 H	Morehead St.	2 0
									268 H	Eastern Ky.	1 0
									270 A	Tennessee Tech	0 0
									271 A	Arkansas St.	2 0
									273 A	Austin Peay	1 0
									274 A	Jacksonville St.	1 1
									292 A	Lipscomb	2 0
LAST 10 GAMES											
			66 A	Southeast Mo. St.	0 1	273 A	Austin Peay	1 0			
			212 H	Morehead St.	2 0	270 A	Tennessee Tech	0 0			
			192 H	Murray St.	1 2	212 H	Morehead St.	3 1			
			66 H	Southeast Mo. St.	0 0	268 H	Eastern Ky.	1 0			
			161 H	Eastern Ill.	2 1	274 A	Jacksonville St.	1 1			

Non-Div. I Games: Christian Bros. 8 1 Bacone 8 0 Lambuth 7 1

Tenn.-Martin

Average RPI Win:	160	WON-LOST	WINNING	LAST 10	STRENGTH OF	OPP. STRENGTH	TEAM	ADJ	CONF.	ADJ CONF.	
Average RPI Loss:	85	RECORD	PCT. RANK	GAMES	SCHEDULE	OF SCHEDULE	RPI	RPI	RPI	RPI	
DIV. I ONLY	6-10-2	.38889	221	3-6-1	119	78	173	.48659	168	7	7
DIV. I NON-CONF.	3-3-1	.5	149	0-0-0	208	156	187	.47544	182	7	7
<hr/>											
TOTALS	RPI 1-25	RPI 26-50		W-L RECORDS	RPI 51-100		RPI 101-150		RPI 150+		
6-10-2	0-2-0	1-2-1		OVERALL	1-1-0		1-4-0		3-1-1		
4-3-2	0-0-0	1-1-1		HOME	1-0-0		1-1-0		1-1-1		
2-7-0	0-2-0	0-1-0		AWAY	0-1-0		0-3-0		2-0-0		
0-0-0	0-0-0	0-0-0		NEUTRAL	0-0-0		0-0-0		0-0-0		
3-3-1	0-0-0	1-0-0		NON-CONFERENCE	0-0-0		0-3-0		2-0-1		
2-0-1	0-0-0	1-0-0		HOME	0-0-0		0-0-0		1-0-1		
1-3-0	0-0-0	0-0-		AWAY	0-0-0		0-3-0		1-0-0		
0-0-0	0-0-0	0-0-0		NEUTRAL	0-0-0		0-0-0		0-0-0		
3-7-1	0-2-0	0-2-1		CONFERENCE	1-1-0		1-1-0		1-1-0		
2-3-1	0-0-0	0-1-1		HOME	1-0-0		1-1-0		0-1-0		
1-4-0	0-2-0	0-1-0		AWAY	0-1-0		0-0-0		1-0-0		
0-0-0	0-0-0	0-0-0		NEUTRAL	0-0-0		0-0-0		0-0-0		
RPI S	Opponent	Score	RPI S	Opponent	Score	RPI S	Opponent	Score	RPI S	Opponent	Score
7	A West Virginia	0 2	30	H Louisville	0 1	70	A Villanova	0 1	104	A Oakland	0 1
8	A Notre Dame	1 6	41	H Dayton	4 3	81	H Rutgers	2 1	116	H Seton Hall	1 2
			46	A Georgetown	0 5				125	A Michigan	0 3
			50	H Marquette	1 1				133	A Wright St.	1 2
									136	H South Fla.	3 0
									193	A Pittsburgh	2 1
									209	H DePaul	1 2
									210	H Xavier	2 1
									215	H Miami (Ohio)	1 1
									301	A Cleveland St.	4 1
<hr/>											
LAST 10 GAMES											
70 A Villanova			0 1	116 H Seton Hall			1 2				
46 A Georgetown			0 5	7 A West Virginia			0 2				
50 H Marquette			1 1	193 A Pittsburgh			2 1				
136 H South Fla.			3 0	8 A Notre Dame			1 6				
81 H Rutgers			2 1	209 H DePaul			1 2				

Non-Div. I Games:

Cincinnati

Average RPI Win: 244		WON-LOST RECORD		WINNING PCT. RANK		LAST 10 GAMES		STRENGTH OF SCHEDULE		OPP. STRENGTH OF SCHEDULE		TEAM RPI		ADJ RPI		CONF. RPI		ADJ CONF. RPI	
DIV. I ONLY		11-7-2		.6 95		6-3-1		245		208		171		.48581 169		26		27	
DIV. I NON-CONF.		4-5-1		.45 181		0-1-0		229		152		210		.45233 209		24		22	
TOTALS		RPI 1-25		RPI 26-50		W-L RECORDS		RPI 51-100		RPI 101-150		RPI 150+							
11-7-2		0-0-0		0-0-0		OVERALL		0-3-0		0-1-1		11-3-1							
7-1-2		0-0-0		0-0-0		HOME		0-0-0		0-1-1		7-0-1							
3-5-0		0-0-0		0-0-0		AWAY		0-3-0		0-0-0		3-2-0							
1-1-0		0-0-0		0-0-0		NEUTRAL		0-0-0		0-0-0		1-1-0							
4-5-1		0-0-0		0-0-0		NON-CONFERENCE		0-3-0		0-0-0		4-2-1							
3-0-1		0-0-0		0-0-0		HOME		0-0-0		0-0-0		3-0-1							
0-4-0		0-0-0		0-0-		AWAY		0-3-0		0-0-0		0-1-0							
1-1-0		0-0-0		0-0-0		NEUTRAL		0-0-0		0-0-0		1-1-0							
7-2-1		0-0-0		0-0-0		CONFERENCE		0-0-0		0-1-1		7-1-0							
4-1-1		0-0-0		0-0-0		HOME		0-0-0		0-1-1		4-0-0							
3-1-0		0-0-0		0-0-0		AWAY		0-0-0		0-0-0		3-1-0							
0-0-0		0-0-0		0-0-0		NEUTRAL		0-0-0		0-0-0		0-0-0							
RPI	S	Opponent		Score	RPI	S	Opponent		Score	RPI	S	Opponent		Score	RPI	S	Opponent		Score
							54	A	Yale	1	2		122	H	Boston U.	1	2		
							76	A	Rhode Island	0	3		122	H	Boston U.	0	0		
							89	A	Harvard	0	1		151	A	Dartmouth	0	2		
													158	H	Brown	2	0		
													159	A	Stony Brook	0	1		
													159	H	Stony Brook	2	1		
													180	N	George Washington	0	1		
													196	H	Northeastern	1	1		
													198	H	Maine	2	1		
													231	A	Hartford	1	0		
													258	N	Central Ark.	3	0		
													262	H	Iona	3	1		
													279	H	Holy Cross	5	0		
													280	A	Vermont	2	1		
													285	H	Albany (N.Y.)	3	0		
													288	H	Binghamton	2	1		
													291	A	UMBC	2	0		
LAST 10 GAMES																			
							122	H	Boston U.	1	2		198	H	Maine	2	1		
							159	H	Stony Brook	2	1		280	A	Vermont	2	1		
							54	A	Yale	1	2		159	A	Stony Brook	0	1		
							122	H	Boston U.	0	0		285	H	Albany (N.Y.)	3	0		
							231	A	Hartford	1	0		291	A	UMBC	2	0		

Non-Div. I Games:

New Hampshire

Average RPI Win: 262		WON-LOST RECORD		WINNING PCT. RANK		LAST 10 GAMES		STRENGTH OF SCHEDULE		OPP. STRENGTH OF SCHEDULE		TEAM RPI		ADJ RPI		CONF. RPI		ADJ CONF. RPI	
DIV. I ONLY		11-8-3		.56818 116		6-3-1		206		229		165		.48478 170		28		28	
DIV. I NON-CONF.		4-6-2		.41667 206		0-2-0		185		158		199		.45952 199		29		29	
TOTALS		RPI 1-25		RPI 26-50		W-L RECORDS		RPI 51-100		RPI 101-150		RPI 150+							
11-8-3		0-1-0		0-1-0		OVERALL		0-2-0		0-0-1		11-4-2							
5-0-2		0-0-0		0-0-0		HOME		0-0-0		0-0-1		5-0-1							
4-7-0		0-1-0		0-0-0		AWAY		0-2-0		0-0-0		4-4-0							
2-1-1		0-0-0		0-1-0		NEUTRAL		0-0-0		0-0-0		2-0-1							
4-6-2		0-1-0		0-1-0		NON-CONFERENCE		0-2-0		0-0-1		4-2-1							
2-0-2		0-0-0		0-0-0		HOME		0-0-0		0-0-1		2-0-1							
2-5-0		0-1-0		0-0-		AWAY		0-2-0		0-0-0		2-2-0							
0-1-0		0-0-0		0-1-0		NEUTRAL		0-0-0		0-0-0		0-0-0							
7-2-1		0-0-0		0-0-0		CONFERENCE		0-0-0		0-0-0		7-2-1							
3-0-0		0-0-0		0-0-0		HOME		0-0-0		0-0-0		3-0-0							
2-2-0		0-0-0		0-0-0		AWAY		0-0-0		0-0-0		2-2-0							
2-0-1		0-0-0		0-0-0		NEUTRAL		0-0-0		0-0-0		2-0-1							
RPI	S	Opponent		Score		RPI	S	Opponent		Score		RPI	S	Opponent		Score			
2	A	North Carolina		1	6	43	N	Samford		1	2	71	A	East Carolina		1	3		
												75	A	Davidson		0	1		
														132 H North Carolina St.		0	0		
														153 A Coastal Caro.		1	6		
														153 N Coastal Caro.		0	0		
														188 A Francis Marion		1	2		
														194 A Wofford		4	2		
														201 A Charleston So.		2	3		
														232 H Elon		2	2		
														240 A Winthrop		2	1		
														245 A Presbyterian		0	1		
														246 H Liberty		1	0		
														253 A Marshall		3	1		
														256 H Ga. Southern		1	0		
														264 H Radford		2	1		
														264 N Radford		3	1		
														289 H UNC Asheville		2	0		
														289 N UNC Asheville		1	0		
														290 H Chattanooga		3	0		
														297 A VMI		2	0		
LAST 10 GAMES																			
	2	A	North Carolina		1	6		201	A	Charleston So.		2	3						
	153	N	Coastal Caro.		0	0		245	A	Presbyterian		0	1						
	289	N	UNC Asheville		1	0		289	H	UNC Asheville		2	0						
	264	N	Radford		3	1		246	H	Liberty		1	0						
	240	A	Winthrop		2	1		264	H	Radford		2	1						

Non-Div. I Games:

High Point

Average RPI Win: 223		WON-LOST RECORD	WINNING PCT. RANK		LAST 10 GAMES	STRENGTH OF SCHEDULE		OPP. STRENGTH OF SCHEDULE		TEAM RPI	ADJ RPI		CONF. RPI	ADJ CONF. RPI
Average RPI Loss: 120														
DIV. I ONLY		10-10-2	.5	155	3-5-2	164		194		169	.48349	171	14	14
DIV. I NON-CONF.		5-4-0	.55556	130	0-0-0	206		237		178	.47597	181	16	16
TOTALS		RPI 1-25	RPI 26-50		W-L RECORDS		RPI 51-100		RPI 101-150		RPI 150+			
10-10-2	0-0-0	0-1-0		OVERALL		1-5-1		0-1-0		9-3-1				
5-2-0	0-0-0	0-0-0		HOME		1-1-0		0-0-0		4-1-0				
4-7-1	0-0-0	0-1-0		AWAY		0-3-0		0-1-0		4-2-1				
1-1-1	0-0-0	0-0-0		NEUTRAL		0-1-1		0-0-0		1-0-0				
5-4-0	0-0-0	0-1-0		NON-CONFERENCE		0-0-0		0-1-0		5-2-0				
2-1-0	0-0-0	0-0-0		HOME		0-0-0		0-0-0		2-1-0				
2-3-0	0-0-0	0-0-		AWAY		0-0-0		0-1-0		2-1-0				
1-0-0	0-0-0	0-0-0		NEUTRAL		0-0-0		0-0-0		1-0-0				
5-6-2	0-0-0	0-0-0		CONFERENCE		1-5-1		0-0-0		4-1-1				
3-1-0	0-0-0	0-0-0		HOME		1-1-0		0-0-0		2-0-0				
2-4-1	0-0-0	0-0-0		AWAY		0-3-0		0-0-0		2-1-1				
0-1-1	0-0-0	0-0-0		NEUTRAL		0-1-1		0-0-0		0-0-0				
RPI S	Opponent	Score	RPI S	Opponent	Score	RPI S	Opponent	Score	RPI S	Opponent	Score			
			35 A	Memphis	1 7	72 H	Denver	0 2	141 A	Belmont	0 2			
						72 N	Denver	0 3	175 A	La.-Lafayette	0 4			
						82 A	Western Ky.	0 4	189 H	South Ala.	2 0			
						92 H	North Texas	3 1	191 H	Northwestern St.	2 0			
						96 A	Fla. Atlantic	0 4	205 N	Tulsa	1 0			
						99 A	Middle Tenn.	1 3	207 H	Missouri St.	1 2			
						99 N	Middle Tenn.	0 0	219 A	Oral Roberts	0 2			
									222 A	La.-Monroe	1 0			
									247 A	Florida Int'l	2 1			
									252 H	Troy	3 0			
									258 A	Central Ark.	3 1			
									271 A	Arkansas St.	2 2			
									284 H	Centenary (La.)	2 1			
									292 A	Lipscomb	4 1			
LAST 10 GAMES														
			72 N	Denver	0 3	92 H	North Texas	3 1						
			99 N	Middle Tenn.	0 0	72 H	Denver	0 2						
			271 A	Arkansas St.	2 2	82 A	Western Ky.	0 4						
			247 A	Florida Int'l	2 1	99 A	Middle Tenn.	1 3						
			96 A	Fla. Atlantic	0 4	222 A	La.-Monroe	1 0						

Non-Div. I Games:

UALR

Average RPI Win:	259	WON-LOST	WINNING	LAST 10	STRENGTH OF	OPP. STRENGTH	TEAM	ADJ	CONF.	ADJ CONF.	
Average RPI Loss:	140	RECORD	PCT. RANK	GAMES	SCHEDULE	OF SCHEDULE	RPI	RPI	RPI	RPI	
DIV. I ONLY	11-5-4	.65	60	8-2-0	274	258	172	.48346	172	30	30
DIV. I NON-CONF.	3-3-3	.5	149	0-0-0	270	195	227	.43753	225	30	30
<hr/>											
TOTALS	RPI 1-25	RPI 26-50		W-L RECORDS		RPI 51-100		RPI 101-150		RPI 150+	
11-5-4	0-0-0	0-1-0		OVERALL		0-1-1		1-1-0		10-2-3	
7-0-2	0-0-0	0-0-0		HOME		0-0-1		1-0-0		6-0-1	
3-4-2	0-0-0	0-1-0		AWAY		0-1-0		0-0-0		3-2-2	
1-1-0	0-0-0	0-0-0		NEUTRAL		0-0-0		0-1-0		1-0-0	
<hr/>											
3-3-3	0-0-0	0-1-0		NON-CONFERENCE		0-1-1		0-0-0		3-1-2	
3-0-1	0-0-0	0-0-0		HOME		0-0-1		0-0-0		3-0-0	
0-3-2	0-0-0	0-0-		AWAY		0-1-0		0-0-0		0-1-2	
0-0-0	0-0-0	0-0-0		NEUTRAL		0-0-0		0-0-0		0-0-0	
<hr/>											
8-2-1	0-0-0	0-0-0		CONFERENCE		0-0-0		1-1-0		7-1-1	
4-0-1	0-0-0	0-0-0		HOME		0-0-0		1-0-0		3-0-1	
3-1-0	0-0-0	0-0-0		AWAY		0-0-0		0-0-0		3-1-0	
1-1-0	0-0-0	0-0-0		NEUTRAL		0-0-0		0-1-0		1-0-0	
<hr/>											
RPI	S	Opponent	Score	RPI	S	Opponent	Score	RPI	S	Opponent	Score
34	A	LSU	0 5	63	A	Colorado Col.	0 1	120	H	Stephen F. Austin	1 0
				100	H	Rice	2 2	120	N	Stephen F. Austin	0 3
								175	A	La.-Lafayette	2 2
								191	H	Northwestern St.	1 1
								206	A	Southeastern La.	0 1
								206	N	Southeastern La.	1 0
								218	A	UTSA	4 1
								228	A	Air Force	0 0
								258	H	Central Ark.	1 0
								277	A	Louisiana Tech	0 1
								278	H	Sam Houston St.	4 2
								281	A	Texas St.	3 0
								284	H	Centenary (La.)	3 0
								296	H	Southern U.	5 0
								302	A	Nicholls St.	2 0
								304	H	Texas Southern	7 0
								305	H	Lamar	4 0
<hr/>											
LAST 10 GAMES											
120	N	Stephen F. Austin	0 3	120	H	Stephen F. Austin	1 0				
206	N	Southeastern La.	1 0	206	A	Southeastern La.	0 1				
218	A	UTSA	4 1	302	A	Nicholls St.	2 0				
281	A	Texas St.	3 0	305	H	Lamar	4 0				
278	H	Sam Houston St.	4 2	258	H	Central Ark.	1 0				

Non-Div. I Games: **Tex. A&M-Commerce** **3** **2**

McNeese St.

Average RPI Win:		241	WON-LOST RECORD		WINNING PCT. RANK		LAST 10 GAMES		STRENGTH OF SCHEDULE		OPP. STRENGTH OF SCHEDULE		TEAM RPI		ADJ RPI		CONF. RPI		ADJ CONF. RPI	
DIV. I ONLY			10-8-1		.55263 122		5-5-0		219		195		174		.48316 173		19		19	
DIV. I NON-CONF.			7-4-1		.625 89		2-1-0		199		188		135		.5046 142		20		20	
TOTALS		RPI 1-25		RPI 26-50		W-L RECORDS		RPI 51-100		RPI 101-150		RPI 150+								
10-8-1		0-1-0		0-0-0		OVERALL		0-0-1		1-4-0		9-3-0								
6-3-0		0-0-0		0-0-0		HOME		0-0-0		1-3-0		5-0-0								
4-5-1		0-1-0		0-0-0		AWAY		0-0-1		0-1-0		4-3-0								
0-0-0		0-0-0		0-0-0		NEUTRAL		0-0-0		0-0-0		0-0-0								
7-4-1		0-1-0		0-0-0		NON-CONFERENCE		0-0-1		1-1-0		6-2-0								
4-1-0		0-0-0		0-0-0		HOME		0-0-0		1-1-0		3-0-0								
3-3-1		0-1-0		0-0-		AWAY		0-0-1		0-0-0		3-2-0								
0-0-0		0-0-0		0-0-0		NEUTRAL		0-0-0		0-0-0		0-0-0								
3-4-0		0-0-0		0-0-0		CONFERENCE		0-0-0		0-3-0		3-1-0								
2-2-0		0-0-0		0-0-0		HOME		0-0-0		0-2-0		2-0-0								
1-2-0		0-0-0		0-0-0		AWAY		0-0-0		0-1-0		1-1-0								
0-0-0		0-0-0		0-0-0		NEUTRAL		0-0-0		0-0-0		0-0-0								
RPI	S	Opponent		Score		RPI	S	Opponent		Score		RPI	S	Opponent		Score				
4	A	Penn St.		0 5								51	A	Northwestern		1 1				
												124	A	Navy		1 2				
												126	H	Marist		2 1				
												127	H	American		0 1				
												134	H	Syracuse		0 2				
												138	H	Bucknell		1 3				
												160	A	Fairfield		0 3				
												178	H	Lehigh		1 0				
												200	A	Army		0 1				
												227	A	Cornell		3 0				
												231	H	Hartford		2 0				
												249	A	Siena		1 2				
												251	A	Sacred Heart		3 0				
												262	H	Iona		3 0				
												279	A	Holy Cross		2 1				
												280	H	Vermont		3 1				
												285	A	Albany (N.Y.)		3 0				
												293	H	Lafayette		4 0				
						LAST 10 GAMES														
						124	A	Navy		1 2		200	A	Army		0 1				
						178	H	Lehigh		1 0		127	H	American		0 1				
						293	H	Lafayette		4 0		227	A	Cornell		3 0				
						138	H	Bucknell		1 3		231	H	Hartford		2 0				
						279	A	Holy Cross		2 1		4	A	Penn St.		0 5				

Non-Div. I Games:

Colgate

Average RPI Win:	240	WON-LOST RECORD	WINNING PCT. RANK	LAST 10 GAMES	STRENGTH OF SCHEDULE	OPP. STRENGTH OF SCHEDULE	TEAM RPI	ADJ RPI	CONF. RPI	ADJ CONF. RPI			
DIV. I ONLY		8-4-4	.625 77	7-2-1	259	226	176	.4831 174	24	23			
DIV. I NON-CONF.		3-3-2	.5 149	3-1-0	243	178	206	.4536 208	26	26			
<hr/>													
TOTALS	RPI 1-25	RPI 26-50		W-L RECORDS	RPI 51-100		RPI 101-150		RPI 150+				
8-4-4	0-0-0	0-0-0		OVERALL	0-3-0		1-0-1		7-1-3				
5-2-2	0-0-0	0-0-0		HOME	0-2-0		1-0-1		4-0-1				
3-2-2	0-0-0	0-0-0		AWAY	0-1-0		0-0-0		3-1-2				
0-0-0	0-0-0	0-0-0		NEUTRAL	0-0-0		0-0-0		0-0-0				
<hr/>													
3-3-2	0-0-0	0-0-0		NON-CONFERENCE	0-2-0		0-0-1		3-1-1				
1-2-2	0-0-0	0-0-0		HOME	0-2-0		0-0-1		1-0-1				
2-1-0	0-0-0	0-0-		AWAY	0-0-0		0-0-0		2-1-0				
0-0-0	0-0-0	0-0-0		NEUTRAL	0-0-0		0-0-0		0-0-0				
<hr/>													
5-1-2	0-0-0	0-0-0		CONFERENCE	0-1-0		1-0-0		4-0-2				
4-0-0	0-0-0	0-0-0		HOME	0-0-0		1-0-0		3-0-0				
1-1-2	0-0-0	0-0-0		AWAY	0-1-0		0-0-0		1-0-2				
0-0-0	0-0-0	0-0-0		NEUTRAL	0-0-0		0-0-0		0-0-0				
<hr/>													
RPI S	Opponent	Score	RPI S	Opponent	Score	RPI S	Opponent	Score	RPI S	Opponent	Score		
						68 A	Western Ill.	0	1	104 H	Oakland	3	0
						69 H	Iowa	2	3	150 H	Weber St.	2	2
						97 H	Creighton	1	2	186 A	Drake	0	2
									219 A	Oral Roberts	1	0	
									224 H	North Dakota St.	2	1	
									234 A	Southern Utah	1	1	
									246 A	Liberty	2	0	
									254 A	Longwood	2	0	
									267 H	UNI	1	1	
									283 H	Utah Valley	7	1	
									284 A	Centenary (La.)	0	0	
									286 H	IUPUI	2	1	
									303 H	IPFW	4	0	
<hr/>													
			LAST 10 GAMES										
			254 A	Longwood	2	0	283 H	Utah Valley	7	1			
			246 A	Liberty	2	0	68 A	Western Ill.	0	1			
			219 A	Oral Roberts	1	0	286 H	IUPUI	2	1			
			284 A	Centenary (La.)	0	0	303 H	IPFW	4	0			
			224 H	North Dakota St.	2	1	186 A	Drake	0	2			

Non-Div. I Games:	Mary	2	0
-------------------	------	---	---

South Dakota St.

Average RPI Win: 225		WON-LOST	WINNING	LAST 10	STRENGTH OF		OPP. STRENGTH	TEAM	ADJ	CONF.	ADJ CONF.
Average RPI Loss: 145		RECORD	PCT. RANK	GAMES	SCHEDULE		OF SCHEDULE	RPI	RPI	RPI	RPI
DIV. I ONLY		9-8-4	.52381	153	5-3-2		176	216	170	.48236	175
DIV. I NON-CONF.		4-4-1	.5	149	0-0-0		217	262	204	.45437	206
TOTALS		RPI 1-25	RPI 26-50		W-L RECORDS		RPI 51-100		RPI 101-150		RPI 150+
9-8-4	0-0-0	0-1-0		OVERALL		1-3-2		0-0-0		8-4-2	
4-3-2	0-0-0	0-0-0		HOME		0-1-1		0-0-0		4-2-1	
5-4-2	0-0-0	0-1-0		AWAY		1-1-1		0-0-0		4-2-1	
0-1-0	0-0-0	0-0-0		NEUTRAL		0-1-0		0-0-0		0-0-0	
4-4-1	0-0-0	0-1-0		NON-CONFERENCE		0-0-0		0-0-0		4-3-1	
2-2-1	0-0-0	0-0-0		HOME		0-0-0		0-0-0		2-2-1	
2-2-0	0-0-0	0-0-		AWAY		0-0-0		0-0-0		2-1-0	
0-0-0	0-0-0	0-0-0		NEUTRAL		0-0-0		0-0-0		0-0-0	
5-4-3	0-0-0	0-0-0		CONFERENCE		1-3-2		0-0-0		4-1-1	
2-1-1	0-0-0	0-0-0		HOME		0-1-1		0-0-0		2-0-0	
3-2-2	0-0-0	0-0-0		AWAY		1-1-1		0-0-0		2-1-1	
0-1-0	0-0-0	0-0-0		NEUTRAL		0-1-0		0-0-0		0-0-0	
RPI S	Opponent	Score	RPI S	Opponent	Score	RPI S	Opponent	Score	RPI S	Opponent	Score
48 A	Auburn	0 2	72 A	Denver	0 0	171 H	UALR	4 0	172 H	McNeese St.	2 2
			82 H	Western Ky.	1 1	176 A	Baylor	0 2	189 A	South Ala.	3 2
			92 A	North Texas	0 4	191 H	Northwestern St.	1 4	206 H	Southeastern La.	2 1
			92 N	North Texas	1 3	222 A	La.-Monroe	1 3	241 H	Houston	1 2
			96 A	Fla. Atlantic	2 1	247 A	Florida Int'l	0 0	252 A	Troy	2 0
			99 H	Middle Tenn.	1 3	261 H	Grambling	4 0	271 H	Arkansas St.	3 1
						278 A	Sam Houston St.	3 2	302 A	Nicholls St.	5 0
LAST 10 GAMES											
92 N	North Texas	1 3	99 H	Middle Tenn.	1 3						
222 A	La.-Monroe	1 3	247 A	Florida Int'l	0 0						
252 A	Troy	2 0	96 A	Fla. Atlantic	2 1						
189 A	South Ala.	3 2	271 H	Arkansas St.	3 1						
82 H	Western Ky.	1 1	171 H	UALR	4 0						

Non-Div. I Games:

La.-Lafayette

Average RPI Win: 207		WON-LOST RECORD		WINNING PCT. RANK		LAST 10 GAMES		STRENGTH OF SCHEDULE		OPP. STRENGTH OF SCHEDULE		TEAM RPI		ADJ RPI		CONF. RPI		ADJ CONF. RPI	
DIV. I ONLY		7-10-2		.42105 200		1-8-1		161		84		180		.48232 176		5		5	
DIV. I NON-CONF.		6-2-1		.72222 46		0-0-0		227		202		120		.51723 124		5		5	
TOTALS		RPI 1-25		RPI 26-50		W-L RECORDS		RPI 51-100		RPI 101-150		RPI 150+							
7-10-2		0-2-0		0-3-0		OVERALL		0-2-1		1-2-0		6-1-1							
4-4-1		0-1-0		0-2-0		HOME		0-0-1		0-1-0		4-0-0							
2-6-1		0-1-0		0-1-0		AWAY		0-2-0		1-1-0		1-1-1							
1-0-0		0-0-0		0-0-0		NEUTRAL		0-0-0		0-0-0		1-0-0							
6-2-1		0-0-0		0-0-0		NON-CONFERENCE		0-1-0		0-0-0		6-1-1							
4-0-0		0-0-0		0-0-0		HOME		0-0-0		0-0-0		4-0-0							
1-2-1		0-0-0		0-0-		AWAY		0-1-0		0-0-0		1-1-1							
1-0-0		0-0-0		0-0-0		NEUTRAL		0-0-0		0-0-0		1-0-0							
1-8-1		0-2-0		0-3-0		CONFERENCE		0-1-1		1-2-0		0-0-0							
0-4-1		0-1-0		0-2-0		HOME		0-0-1		0-1-0		0-0-0							
1-4-0		0-1-0		0-1-0		AWAY		0-1-0		1-1-0		0-0-0							
0-0-0		0-0-0		0-0-0		NEUTRAL		0-0-0		0-0-0		0-0-0							
RPI	S	Opponent		Score	RPI	S	Opponent		Score	RPI	S	Opponent		Score					
10	A	Texas A&M		0 4	36	H	Missouri		2 4	61	A	Long Beach St.		0 3					
17	H	Texas		0 1	37	A	Oklahoma St.		1 2	65	A	Iowa St.		1 3					
					40	H	Colorado		2 3	79	H	Kansas		2 2					

Non-Div. I Games:

Baylor

Average RPI Win:	270	WON-LOST RECORD	WINNING PCT. RANK	LAST 10 GAMES	STRENGTH OF SCHEDULE	OPP. STRENGTH OF SCHEDULE	TEAM RPI	ADJ RPI	CONF. RPI	ADJ CONF. RPI		
DIV. I ONLY		10-6-3	.60526	89	5-5-0	249	248	178	.48203	177	15	15
DIV. I NON-CONF.		6-0-2	.875	5	1-0-0	263	307	119	.5204	118	14	14
<hr/>												
TOTALS	RPI 1-25	RPI 26-50		W-L RECORDS		RPI 51-100		RPI 101-150		RPI 150+		
10-6-3	0-0-0	0-1-0		OVERALL		0-3-1		0-0-1		10-2-1		
5-2-2	0-0-0	0-0-0		HOME		0-1-0		0-0-1		5-1-1		
5-4-1	0-0-0	0-1-0		AWAY		0-2-1		0-0-0		5-1-0		
0-0-0	0-0-0	0-0-0		NEUTRAL		0-0-0		0-0-0		0-0-0		
<hr/>												
6-0-2	0-0-0	0-0-0		NON-CONFERENCE		0-0-1		0-0-0		6-0-1		
3-0-1	0-0-0	0-0-0		HOME		0-0-0		0-0-0		3-0-1		
3-0-1	0-0-0	0-0-		AWAY		0-0-1		0-0-0		3-0-0		
0-0-0	0-0-0	0-0-0		NEUTRAL		0-0-0		0-0-0		0-0-0		
<hr/>												
4-6-1	0-0-0	0-1-0		CONFERENCE		0-3-0		0-0-1		4-2-0		
2-2-1	0-0-0	0-0-0		HOME		0-1-0		0-0-1		2-1-0		
2-4-0	0-0-0	0-1-0		AWAY		0-2-0		0-0-0		2-1-0		
0-0-0	0-0-0	0-0-0		NEUTRAL		0-0-0		0-0-0		0-0-0		
<hr/>												
RPI	S	Opponent	Score	RPI	S	Opponent	Score	RPI	S	Opponent	Score	
				26	A	UNC Greensboro	1 2	67	A	Furman	1 3	
								67	H	Furman	3 4	
								75	A	Davidson	1 2	
								93	A	UNC Wilmington	0 0	
								123	H	Col. of Charleston	0 0	
								163	A	Western Caro.	0 3	
								194	H	Wofford	0 1	
								201	H	Charleston So.	2 1	
								232	H	Elon	1 0	
								240	H	Winthrop	0 0	
								254	A	Longwood	1 0	
								256	H	Ga. Southern	2 1	
								270	H	Tennessee Tech	2 0	
								289	H	UNC Asheville	2 0	
								290	A	Chattanooga	5 0	
								294	A	Citadel	5 0	
								297	A	VMI	3 0	
								312	A	South Carolina St.	1 0	
<hr/>												
LAST 10 GAMES												
				67	A	Furman	1 3	232	H	Elon	1 0	
				294	A	Citadel	5 0	290	A	Chattanooga	5 0	
				194	H	Wofford	0 1	67	H	Furman	3 4	
				26	A	UNC Greensboro	1 2	163	A	Western Caro.	0 3	
				256	H	Ga. Southern	2 1	312	A	South Carolina St.	1 0	

Non-Div. I Games:

Appalachian St.

Average RPI Win:	212	WON-LOST RECORD	WINNING PCT. RANK	LAST 10 GAMES	STRENGTH OF SCHEDULE	OPP. STRENGTH OF SCHEDULE	TEAM RPI	ADJ RPI	CONF. RPI	ADJ CONF. RPI								
Average RPI Loss:	147																	
DIV. I ONLY	7-7-4	.5	155	3-5-2	178	190	177	.48016	178	19	19							
DIV. I NON-CONF.	5-4-2	.54545	141	1-2-0	155	174	142	.50359	144	20	20							
<hr/>																		
TOTALS	RPI 1-25	RPI 26-50		W-L RECORDS	RPI 51-100		RPI 101-150		RPI 150+									
7-7-4	0-0-0	0-0-0		OVERALL	0-1-1		3-4-1		4-2-2									
5-3-3	0-0-0	0-0-0		HOME	0-0-1		2-3-1		3-0-1									
2-4-1	0-0-0	0-0-0		AWAY	0-1-0		1-1-0		1-2-1									
0-0-0	0-0-0	0-0-0		NEUTRAL	0-0-0		0-0-0		0-0-0									
<hr/>																		
5-4-2	0-0-0	0-0-0		NON-CONFERENCE	0-1-1		2-3-0		3-0-1									
4-2-1	0-0-0	0-0-0		HOME	0-0-1		2-2-0		2-0-0									
1-2-1	0-0-0	0-0-		AWAY	0-1-0		0-1-0		1-0-1									
0-0-0	0-0-0	0-0-0		NEUTRAL	0-0-0		0-0-0		0-0-0									
<hr/>																		
2-3-2	0-0-0	0-0-0		CONFERENCE	0-0-0		1-1-1		1-2-1									
1-1-2	0-0-0	0-0-0		HOME	0-0-0		0-1-1		1-0-1									
1-2-0	0-0-0	0-0-0		AWAY	0-0-0		1-0-0		0-2-0									
0-0-0	0-0-0	0-0-0		NEUTRAL	0-0-0		0-0-0		0-0-0									
<hr/>																		
RPI S	Opponent	Score	RPI S	Opponent	Score	RPI S	Opponent	Score	RPI S	Opponent	Score							
						70 H	Villanova	1	1	110 H	Princeton	0	1					
						81 A	Rutgers	0	2	111 A	Maryland	0	2					
										119 H	Michigan St.	2	1					
										124 H	Navy	0	0					
										126 H	Marist	1	0					
										127 H	American	1	2					
										138 A	Bucknell	3	1					
										146 H	La Salle	1	3					
										173 A	Colgate	0	1					
										179 A	Monmouth	2	2					
										200 H	Army	0	0					
										259 H	Quinnipiac	2	0					
										269 H	St. Joseph's	1	0					
										279 A	Holy Cross	1	2					
										282 A	Mt. St. Mary's	1	0					
										293 H	Lafayette	2	0					
						<hr/>												
									LAST 10 GAMES									
									200 H Army			0	0	124 H Navy			0	0
									173 A Colgate			0	1	127 H American			1	2
			138 A Bucknell			3	1	279 A Holy Cross			1	2						
			293 H Lafayette			2	0	111 A Maryland			0	2						
			110 H Princeton			0	1	282 A Mt. St. Mary's			1	0						

Non-Div. I Games:

Lehigh

Average RPI Win:	258	WON-LOST	WINNING	LAST 10	STRENGTH OF	OPP. STRENGTH	TEAM	ADJ	CONF.	ADJ CONF.	
Average RPI Loss:	155	RECORD	PCT. RANK	GAMES	SCHEDULE	OF SCHEDULE	RPI	RPI	RPI	RPI	
DIV. I ONLY	12-5-4	.66667	49	6-3-1	283	250	175	.47925	179	29	29
DIV. I NON-CONF.	4-3-3	.55	136	0-1-0	262	183	205	.45616	204	28	28
<hr/>											
TOTALS	RPI 1-25	RPI 26-50		W-L RECORDS		RPI 51-100		RPI 101-150		RPI 150+	
12-5-4	0-1-0	0-0-0		OVERALL		0-1-0		0-1-1		12-2-3	
8-1-2	0-0-0	0-0-0		HOME		0-0-0		0-0-1		8-1-1	
4-4-2	0-1-0	0-0-0		AWAY		0-1-0		0-1-0		4-1-2	
0-0-0	0-0-0	0-0-0		NEUTRAL		0-0-0		0-0-0		0-0-0	
<hr/>											
4-3-3	0-1-0	0-0-0		NON-CONFERENCE		0-1-0		0-1-1		4-0-2	
2-0-2	0-0-0	0-0-0		HOME		0-0-0		0-0-1		2-0-1	
2-3-1	0-1-0	0-0-		AWAY		0-1-0		0-1-0		2-0-1	
0-0-0	0-0-0	0-0-0		NEUTRAL		0-0-0		0-0-0		0-0-0	
<hr/>											
8-2-1	0-0-0	0-0-0		CONFERENCE		0-0-0		0-0-0		8-2-1	
6-1-0	0-0-0	0-0-0		HOME		0-0-0		0-0-0		6-1-0	
2-1-1	0-0-0	0-0-0		AWAY		0-0-0		0-0-0		2-1-1	
0-0-0	0-0-0	0-0-0		NEUTRAL		0-0-0		0-0-0		0-0-0	
<hr/>											
RPI S	Opponent	Score	RPI S	Opponent	Score	RPI S	Opponent	Score	RPI S	Opponent	Score
4 A	Penn St.	0 4				81 A	Rutgers	0 1	116 H	Seton Hall	0 0
									146 A	La Salle	1 4
									178 H	Lehigh	2 2
									181 H	Central Conn. St.	2 1
									202 A	Temple	0 0
									225 H	Long Island	2 1
									225 H	Long Island	1 0
									235 A	Fairleigh Dickinson	3 1
									251 A	Sacred Heart	1 1
									251 H	Sacred Heart	1 0
									255 A	St. Francis (Pa.)	1 0
									257 H	Rider	1 0
									259 H	Quinnipiac	1 0
									263 A	Robert Morris	0 3
									282 H	Mt. St. Mary's	0 1
									293 A	Lafayette	2 1
									295 H	Wagner	2 0
									307 A	St. Peter's	3 0
									308 H	NJIT	5 0
<hr/>											
LAST 10 GAMES											
4 A	Penn St.	0 4	255 A	St. Francis (Pa.)	1 0						
251 H	Sacred Heart	1 0	263 A	Robert Morris	0 3						
225 H	Long Island	1 0	259 H	Quinnipiac	1 0						
282 H	Mt. St. Mary's	0 1	251 A	Sacred Heart	1 1						
181 H	Central Conn. St.	2 1	235 A	Fairleigh Dickinson	3 1						

Non-Div. I Games:

Monmouth

[illegible]

Non-Div. I Games:

George Washington

Average RPI Win:		247	WON-LOST RECORD		WINNING PCT. RANK		LAST 10 GAMES		STRENGTH OF SCHEDULE		OPP. STRENGTH OF SCHEDULE		TEAM RPI		ADJ RPI		CONF. RPI		ADJ CONF. RPI	
DIV. I ONLY			9-9-1		.5 155		6-4-0		173		222		179		.47571 181		29		29	
DIV. I NON-CONF.			3-5-1		.38889 214		0-0-0		66		102		134		.50998 132		28		28	
TOTALS		RPI 1-25		RPI 26-50		W-L RECORDS		RPI 51-100		RPI 101-150		RPI 150+								
9-9-1		0-1-0		0-2-0		OVERALL		0-2-0		0-0-0		9-4-1								
4-4-0		0-1-0		0-0-0		HOME		0-2-0		0-0-0		4-1-0								
4-4-0		0-0-0		0-2-0		AWAY		0-0-0		0-0-0		4-2-0								
1-1-1		0-0-0		0-0-0		NEUTRAL		0-0-0		0-0-0		1-1-1								
3-5-1		0-1-0		0-2-0		NON-CONFERENCE		0-2-0		0-0-0		3-0-1								
0-3-0		0-1-0		0-0-0		HOME		0-2-0		0-0-0		0-0-0								
2-2-0		0-0-0		0-0-		AWAY		0-0-0		0-0-0		2-0-0								
1-0-1		0-0-0		0-0-0		NEUTRAL		0-0-0		0-0-0		1-0-1								
6-4-0		0-0-0		0-0-0		CONFERENCE		0-0-0		0-0-0		6-4-0								
4-1-0		0-0-0		0-0-0		HOME		0-0-0		0-0-0		4-1-0								
2-2-0		0-0-0		0-0-0		AWAY		0-0-0		0-0-0		2-2-0								
0-1-0		0-0-0		0-0-0		NEUTRAL		0-0-0		0-0-0		0-1-0								
RPI	S	Opponent		Score		RPI	S	Opponent		Score		RPI	S	Opponent		Score				
21	H	Hofstra		1	2	28	A	Connecticut		1	2	54	H	Yale		0	1			
						33	A	Boston College		0	2	89	H	Harvard		0	4			
														158		N	Brown	0	0	
														160		N	Fairfield	1	0	
														179		A	Monmouth	1	2	
														225		H	Long Island	2	1	
														231		A	Hartford	3	2	
														235		A	Fairleigh Dickinson	4	0	
														251		A	Sacred Heart	0	1	
														251		N	Sacred Heart	1	2	
														255		H	St. Francis (Pa.)	1	0	
														259		H	Quinnipiac	1	2	
														263		H	Robert Morris	2	1	
														279		A	Holy Cross	2	1	
														282		A	Mt. St. Mary's	4	2	
														295		H	Wagner	3	0	
LAST 10 GAMES																				
251 N Sacred Heart						1	2	225 H Long Island						2	1					
251 A Sacred Heart						0	1	282 A Mt. St. Mary's						4	2					
235 A Fairleigh Dickinson						4	0	263 H Robert Morris						2	1					
179 A Monmouth						1	2	255 H St. Francis (Pa.)						1	0					
295 H Wagner						3	0	259 H Quinnipiac						1	2					

Non-Div. I Games:

Central Conn. St.

Average RPI Win:	157	WON-LOST	WINNING	LAST 10	STRENGTH OF	OPP. STRENGTH	TEAM	ADJ	CONF.	ADJ CONF.		
Average RPI Loss:	80	RECORD	PCT. RANK	GAMES	SCHEDULE	OF SCHEDULE	RPI	RPI	RPI	RPI		
DIV. I ONLY		5-10-3	.36111	233	3-5-2	128	71	182	.47555	182	12	12
DIV. I NON-CONF.		3-6-1	.35	236	1-1-0	105	26	162	.48996	163	12	12
<hr/>												
TOTALS	RPI 1-25	RPI 26-50		W-L RECORDS		RPI 51-100		RPI 101-150		RPI 150+		
5-10-3	0-3-0	0-1-0		OVERALL		1-3-0		2-0-1		2-3-2		
4-2-2	0-1-0	0-0-0		HOME		1-1-0		1-0-1		2-0-1		
1-6-0	0-1-0	0-0-0		AWAY		0-2-0		1-0-0		0-3-0		
0-2-1	0-1-0	0-1-0		NEUTRAL		0-0-0		0-0-0		0-0-1		
3-6-1	0-3-0	0-1-0		NON-CONFERENCE		1-1-0		0-0-0		2-1-1		
3-1-0	0-1-0	0-0-0		HOME		1-0-0		0-0-0		2-0-0		
0-3-0	0-1-0	0-0-		AWAY		0-1-0		0-0-0		0-1-0		
0-2-1	0-1-0	0-1-0		NEUTRAL		0-0-0		0-0-0		0-0-1		
2-4-2	0-0-0	0-0-0		CONFERENCE		0-2-0		2-0-1		0-2-1		
1-1-2	0-0-0	0-0-0		HOME		0-1-0		1-0-1		0-0-1		
1-3-0	0-0-0	0-0-0		AWAY		0-1-0		1-0-0		0-2-0		
0-0-0	0-0-0	0-0-0		NEUTRAL		0-0-0		0-0-0		0-0-0		
RPI	S	Opponent	Score	RPI	S	Opponent	Score	RPI	S	Opponent	Score	
1	H	UCLA	1 3	39	N	Illinois	0 4	58	H	Hawaii	2 1	135 H Cal Poly 1 1
5	N	Florida St.	1 6					60	A	Cal St. Fullerton	0 3	144 A UC Riverside 2 0
19	A	San Diego	0 1					61	H	Long Beach St.	1 3	145 H UC Santa Barbara 1 0
								74	A	Pepperdine	1 3	152 A Pacific 1 2
												164 H UC Irvine 0 0
												166 A Oregon St. 0 2
												176 H Baylor 2 1
												214 N San Francisco 0 0
												226 A UC Davis 1 2
												260 H Cal St. Bakersfield 3 2
<hr/>												
LAST 10 GAMES												
135 H Cal Poly 1 1				144 A UC Riverside 2 0								
145 H UC Santa Barbara 1 0				61 H Long Beach St. 1 3								
164 H UC Irvine 0 0				152 A Pacific 1 2								
260 H Cal St. Bakersfield 3 2				226 A UC Davis 1 2								
60 A Cal St. Fullerton 0 3				74 A Pepperdine 1 3								

Non-Div. I Games:

Cal St. Northridge

Average RPI Win:	176	WON-LOST RECORD	WINNING PCT. RANK	LAST 10 GAMES	STRENGTH OF SCHEDULE	OPP. STRENGTH OF SCHEDULE	TEAM RPI	ADJ RPI	CONF. RPI	ADJ CONF. RPI	
DIV. I ONLY		6-11-2	.36842 229	2-8-0	127	89	183	.4755 183	6	6	
DIV. I NON-CONF.		6-4-2	.58333 117	2-1-0	179	118	128	.51057 129	6	6	
<hr/>											
TOTALS	RPI 1-25	RPI 26-50		W-L RECORDS	RPI 51-100		RPI 101-150		RPI 150+		
6-11-2	0-4-0	0-1-0		OVERALL	1-3-1		2-1-0		3-2-1		
2-4-1	0-2-0	0-0-0		HOME	0-0-0		1-1-0		1-1-1		
3-6-0	0-2-0	0-1-0		AWAY	0-2-0		1-0-0		2-1-0		
1-1-1	0-0-0	0-0-0		NEUTRAL	1-1-1		0-0-0		0-0-0		
6-4-2	0-2-0	0-0-0		NON-CONFERENCE	1-1-1		2-0-0		3-1-1		
2-1-1	0-0-0	0-0-0		HOME	0-0-0		1-0-0		1-1-1		
3-2-0	0-2-0	0-0-		AWAY	0-0-0		1-0-0		2-0-0		
1-1-1	0-0-0	0-0-0		NEUTRAL	1-1-1		0-0-0		0-0-0		
0-7-0	0-2-0	0-1-0		CONFERENCE	0-2-0		0-1-0		0-1-0		
0-3-0	0-2-0	0-0-0		HOME	0-0-0		0-1-0		0-0-0		
0-4-0	0-0-0	0-1-0		AWAY	0-2-0		0-0-0		0-1-0		
0-0-0	0-0-0	0-0-0		NEUTRAL	0-0-0		0-0-0		0-0-0		
<hr/>											
RPI S	Opponent	Score	RPI S	Opponent	Score	RPI S	Opponent	Score	RPI S	Opponent	Score
6 H	Portland	0 1	31 A	Santa Clara	0 3	56 A	Loyola Marymount	1 2	103 H	Gonzaga	0 2
11 A	Stanford	1 4				63 N	Colorado Col.	2 2	131 H	Sacramento St.	2 0
19 H	San Diego	1 3				74 A	Pepperdine	1 5	137 A	Vanderbilt	3 2
24 A	California	0 4				86 N	Columbia	2 1	199 H	Valparaiso	1 0
						90 N	UAB	0 1	214 A	San Francisco	1 2
									226 A	UC Davis	1 0
									260 H	Cal St. Bakersfield	1 2
									276 A	San Jose St.	1 0
									280 H	Vermont	1 1
<hr/>											
LAST 10 GAMES											
31 A	Santa Clara	0 3	6 H	Portland	0 1	214 A	San Francisco	1 2	226 A	UC Davis	1 0
19 H	San Diego	1 3	214 A	San Francisco	1 2	226 A	UC Davis	1 0	276 A	San Jose St.	1 0
74 A	Pepperdine	1 5	226 A	UC Davis	1 0	276 A	San Jose St.	1 0	11 A	Stanford	1 4
56 A	Loyola Marymount	1 2	276 A	San Jose St.	1 0	11 A	Stanford	1 4			
103 H	Gonzaga	0 2	11 A	Stanford	1 4						

Non-Div. I Games:

St. Mary's (Cal.)

Average RPI Win: 217		WON-LOST	WINNING	LAST 10	STRENGTH OF		OPP. STRENGTH	TEAM	ADJ	CONF.	ADJ CONF.
Average RPI Loss: 141		RECORD	PCT. RANK	GAMES	SCHEDULE		OF SCHEDULE	RPI	RPI	RPI	RPI
DIV. I ONLY		8-9-3	.475	169	5-3-2		167	197	181	.4751	184
DIV. I NON-CONF.		4-6-1	.40909	210	1-0-0		175	201	201	.45861	200
TOTALS		RPI 1-25	RPI 26-50		W-L RECORDS		RPI 51-100		RPI 101-150		RPI 150+
8-9-3	0-0-0	0-0-0		OVERALL		0-2-0		1-4-1		7-3-2	
5-2-2	0-0-0	0-0-0		HOME		0-0-0		0-1-1		5-1-1	
1-6-1	0-0-0	0-0-0		AWAY		0-2-0		0-3-0		1-1-1	
2-1-0	0-0-0	0-0-0		NEUTRAL		0-0-0		1-0-0		1-1-0	
4-6-1	0-0-0	0-0-0		NON-CONFERENCE		0-2-0		0-2-0		4-2-1	
2-2-1	0-0-0	0-0-0		HOME		0-0-0		0-1-0		2-1-1	
1-3-0	0-0-0	0-0-		AWAY		0-2-0		0-1-0		1-0-0	
1-1-0	0-0-0	0-0-0		NEUTRAL		0-0-0		0-0-0		1-1-0	
4-3-2	0-0-0	0-0-0		CONFERENCE		0-0-0		1-2-1		3-1-1	
3-0-1	0-0-0	0-0-0		HOME		0-0-0		0-0-1		3-0-0	
0-3-1	0-0-0	0-0-0		AWAY		0-0-0		0-2-0		0-1-1	
1-0-0	0-0-0	0-0-0		NEUTRAL		0-0-0		1-0-0		0-0-0	
RPI S	Opponent	Score	RPI S	Opponent	Score	RPI S	Opponent	Score	RPI S	Opponent	Score
						72 A	Denver	1 5	108 A	Wyoming	0 3
						97 A	Creighton	1 2	128 H	Fresno St.	0 3
									131 A	Sacramento St.	0 3
									131 H	Sacramento St.	1 1
									150 A	Weber St.	0 1
									150 N	Weber St.	3 1
									157 A	Idaho St.	0 0
									163 H	Western Caro.	0 4
									164 N	UC Irvine	2 1
									195 A	Portland St.	0 1
									211 H	Jacksonville	2 1
									223 H	Eastern Wash.	3 1
									224 N	North Dakota St.	0 2
									228 A	Air Force	3 0
									230 H	Akron	2 2
									236 H	Montana	2 1
									239 H	Northern Ariz.	1 0
									283 H	Utah Valley	1 0
LAST 10 GAMES											
						131 A	Sacramento St.	0 3	157 A	Idaho St.	0 0
						150 N	Weber St.	3 1	150 A	Weber St.	0 1
						239 H	Northern Ariz.	1 0	236 H	Montana	2 1
						195 A	Portland St.	0 1	223 H	Eastern Wash.	3 1
						131 H	Sacramento St.	1 1	228 A	Air Force	3 0

Non-Div. I Games:

Northern Colo.

Average RPI Win: 232		WON-LOST	WINNING	LAST 10	STRENGTH OF		OPP. STRENGTH	TEAM	ADJ	CONF.	ADJ CONF.
Average RPI Loss: 69		RECORD	PCT. RANK	GAMES	SCHEDULE		OF SCHEDULE	RPI	RPI	RPI	RPI
DIV. I ONLY		8-11-1	.425	196	1-8-1		197	72	188	.47443	185
DIV. I NON-CONF.		7-2-0	.77778	22	0-0-0		294	205	160	.4911	160
TOTALS		RPI 1-25	RPI 26-50		W-L RECORDS		RPI 51-100		RPI 101-150		RPI 150+
8-11-1	0-3-1	0-3-0		OVERALL		0-3-0		1-1-0		7-1-0	
5-5-1	0-2-1	0-2-0		HOME		0-1-0		1-0-0		4-0-0	
3-6-0	0-1-0	0-1-0		AWAY		0-2-0		0-1-0		3-1-0	
0-0-0	0-0-0	0-0-0		NEUTRAL		0-0-0		0-0-0		0-0-0	
7-2-0	0-0-0	0-1-0		NON-CONFERENCE		0-0-0		0-0-0		7-1-0	
4-1-0	0-0-0	0-1-0		HOME		0-0-0		0-0-0		4-0-0	
3-1-0	0-0-0	0-0-		AWAY		0-0-0		0-0-0		3-1-0	
0-0-0	0-0-0	0-0-0		NEUTRAL		0-0-0		0-0-0		0-0-0	
1-9-1	0-3-1	0-2-0		CONFERENCE		0-3-0		1-1-0		0-0-0	
1-4-1	0-2-1	0-1-0		HOME		0-1-0		1-0-0		0-0-0	
0-5-0	0-1-0	0-1-0		AWAY		0-2-0		0-1-0		0-0-0	
0-0-0	0-0-0	0-0-0		NEUTRAL		0-0-0		0-0-0		0-0-0	
RPI S	Opponent	Score	RPI S	Opponent	Score	RPI S	Opponent	Score	RPI S	Opponent	Score
9	H Tennessee	1 1	34	H LSU	0 1	52	A Kentucky	1 2	114	H Mississippi St.	2 0
13	H Florida	0 1	35	H Memphis	1 2	64	H Mississippi	1 2	137	A Vanderbilt	0 2
15	H Georgia	0 1	48	A Auburn	0 2	94	A Alabama	0 2	205	H Tulsa	2 0
22	A South Carolina	0 1							207	H Missouri St.	1 0
									219	A Oral Roberts	3 0
									242	A Western Mich.	0 1
									273	H Austin Peay	2 0
									274	H Jacksonville St.	5 0
									277	A Louisiana Tech	6 0
									284	A Centenary (La.)	1 0
			LAST 10 GAMES								
			34	H LSU	0 1	48	A Auburn	0 2			
			22	A South Carolina	0 1	94	A Alabama	0 2			
			13	H Florida	0 1	9	H Tennessee	1 1			
			137	A Vanderbilt	0 2	15	H Georgia	0 1			
			52	A Kentucky	1 2	114	H Mississippi St.	2 0			

Non-Div. I Games:

Arkansas

Average RPI Win:		219	WON-LOST RECORD		WINNING PCT. RANK		LAST 10 GAMES		STRENGTH OF SCHEDULE		OPP. STRENGTH OF SCHEDULE		TEAM RPI		ADJ RPI		CONF. RPI		ADJ CONF. RPI	
DIV. I ONLY			7-10-2		.42105 200		5-5-0		174		114		190		.47376 186		16		16	
DIV. I NON-CONF.			3-6-2		.36364 227		1-1-0		167		53		192		.46978 191		15		15	
TOTALS		RPI 1-25		RPI 26-50		W-L RECORDS		RPI 51-100		RPI 101-150		RPI 150+								
7-10-2		0-1-0		0-1-0		OVERALL		0-6-1		1-1-1		6-1-0								
4-5-1		0-1-0		0-0-0		HOME		0-3-0		0-1-1		4-0-0								
3-4-0		0-0-0		0-1-0		AWAY		0-2-0		1-0-0		2-1-0								
0-1-1		0-0-0		0-0-0		NEUTRAL		0-1-1		0-0-0		0-0-0								
3-6-2		0-1-0		0-1-0		NON-CONFERENCE		0-3-1		0-1-1		3-0-0								
1-4-1		0-1-0		0-0-0		HOME		0-2-0		0-1-1		1-0-0								
2-2-0		0-0-0		0-0-		AWAY		0-1-0		0-0-0		2-0-0								
0-0-1		0-0-0		0-0-0		NEUTRAL		0-0-1		0-0-0		0-0-0								
4-4-0		0-0-0		0-0-0		CONFERENCE		0-3-0		1-0-0		3-1-0								
3-1-0		0-0-0		0-0-0		HOME		0-1-0		0-0-0		3-0-0								
1-2-0		0-0-0		0-0-0		AWAY		0-1-0		1-0-0		0-1-0								
0-1-0		0-0-0		0-0-0		NEUTRAL		0-1-0		0-0-0		0-0-0								
RPI	S	Opponent		Score		RPI	S	Opponent		Score		RPI	S	Opponent		Score				
13	H	Florida		0 2		40	A	Colorado		0 1		51	H	Northwestern		0 1				
												69	A	Iowa		0 1				
												72	N	Denver		1 1				
												79	H	Kansas		1 2				
												91	A	Illinois St.		1 2				
												91	N	Illinois St.		2 3				
												97	H	Creighton		1 2				
												113	H	Loyola (Ill.)		1 3				
												121	A	Evansville		4 3				
												148	H	Nebraska		1 1				
												174	H	South Dakota St.		2 0				
												207	A	Missouri St.		0 1				
												207	H	Missouri St.		2 1				
												209	A	DePaul		2 1				
												266	H	Indiana St.		7 1				
												267	H	UNI		5 0				
												287	A	Green Bay		4 0				
						LAST 10 GAMES														
						91	N	Illinois St.		2 3		121	A	Evansville		4 3				
						207	H	Missouri St.		2 1		267	H	UNI		5 0				
						91	A	Illinois St.		1 2		97	H	Creighton		1 2				
						266	H	Indiana St.		7 1		287	A	Green Bay		4 0				
						207	A	Missouri St.		0 1		79	H	Kansas		1 2				

Non-Div. I Games:

Drake

Average RPI Win:		289	WON-LOST RECORD		WINNING PCT. RANK		LAST 10 GAMES		STRENGTH OF SCHEDULE		OPP. STRENGTH OF SCHEDULE		TEAM RPI		ADJ RPI		CONF. RPI		ADJ CONF. RPI				
Average RPI Loss:		109																					
DIV. I ONLY			10-7-3		.575 112		8-1-1		222		300		187		.4724 187		31		31				
DIV. I NON-CONF.			0-7-0		0 303		0-1-0		131		67		281		.38423 275		32		32				
TOTALS		RPI 1-25		RPI 26-50		W-L RECORDS		RPI 51-100		RPI 101-150		RPI 150+											
10-7-3		0-1-0		0-1-0		OVERALL		0-2-0		0-2-0		10-1-3											
3-2-1		0-0-0		0-0-0		HOME		0-1-0		0-1-0		3-0-1											
3-4-2		0-1-0		0-0-0		AWAY		0-1-0		0-1-0		3-1-2											
4-1-0		0-0-0		0-1-0		NEUTRAL		0-0-0		0-0-0		4-0-0											
0-7-0		0-1-0		0-1-0		NON-CONFERENCE		0-2-0		0-2-0		0-1-0											
0-2-0		0-0-0		0-0-0		HOME		0-1-0		0-1-0		0-0-0											
0-4-0		0-1-0		0-0-		AWAY		0-1-0		0-1-0		0-1-0											
0-1-0		0-0-0		0-1-0		NEUTRAL		0-0-0		0-0-0		0-0-0											
10-0-3		0-0-0		0-0-0		CONFERENCE		0-0-0		0-0-0		10-0-3											
3-0-1		0-0-0		0-0-0		HOME		0-0-0		0-0-0		3-0-1											
3-0-2		0-0-0		0-0-0		AWAY		0-0-0		0-0-0		3-0-2											
4-0-0		0-0-0		0-0-0		NEUTRAL		0-0-0		0-0-0		4-0-0											
RPI	S	Opponent		Score		RPI	S	Opponent		Score		RPI	S	Opponent		Score							
15	A	Georgia		1	6	47	N	Miami (Fla.)		0	8	87	A	UTEP		0	5	115	A	Oklahoma		0	8
												99	H	Middle Tenn.		0	2	130	H	Southern Miss.		2	5
																		220	A	Jackson St.		1	1
																		220	H	Jackson St.		1	1
																		238	A	Mississippi Val.		1	1
																		238	N	Mississippi Val.		2	1
																		261	A	Grambling		2	1
																		261	N	Grambling		2	1
																		273	A	Austin Peay		0	2
																		296	H	Southern U.		2	0
																		296	N	Southern U.		2	0
																		304	H	Texas Southern		6	0
																		306	A	Alcorn St.		7	0
																		306	N	Alcorn St.		4	0
																		311	A	Ark.-Pine Bluff		9	0
																		313	H	Alabama St.		14	0
LAST 10 GAMES																							
						15	A	Georgia		1	6	296	H	Southern U.		2	0	311	A	Ark.-Pine Bluff		9	0
						238	N	Mississippi Val.		2	1	261	A	Grambling		2	1	313	H	Alabama St.		14	0
						261	N	Grambling		2	1	304	H	Texas Southern		6	0						
						296	N	Southern U.		2	0												
						220	H	Jackson St.		1	1												

Non-Div. I Games:

Alabama A&M

Average RPI Win: 256		WON-LOST	WINNING	LAST 10	STRENGTH OF		OPP. STRENGTH	TEAM	ADJ	CONF.	ADJ CONF.			
Average RPI Loss: 106		RECORD	PCT. RANK	GAMES	SCHEDULE		OF SCHEDULE	RPI	RPI	RPI	RPI			
DIV. I ONLY		10-7-1	.58333	109	6-4-0		264	225	191	.47213	188			
DIV. I NON-CONF.		9-7-1	.55882	129	6-4-0		238	225	195	.46359	195			
TOTALS		RPI 1-25	RPI 26-50		W-L RECORDS		RPI 51-100		RPI 101-150		RPI 150+			
10-7-1	0-1-0	0-0-0		OVERALL		0-3-0		0-2-0		10-1-1				
6-0-0	0-0-0	0-0-0		HOME		0-0-0		0-0-0		6-0-0				
4-6-1	0-1-0	0-0-0		AWAY		0-2-0		0-2-0		4-1-1				
0-1-0	0-0-0	0-0-0		NEUTRAL		0-1-0		0-0-0		0-0-0				
9-7-1	0-1-0	0-0-0		NON-CONFERENCE		0-3-0		0-2-0		9-1-1				
5-0-0	0-0-0	0-0-0		HOME		0-0-0		0-0-0		5-0-0				
4-6-1	0-1-0	0-0-		AWAY		0-2-0		0-2-0		4-1-1				
0-1-0	0-0-0	0-0-0		NEUTRAL		0-1-0		0-0-0		0-0-0				
1-0-0	0-0-0	0-0-0		CONFERENCE		0-0-0		0-0-0		1-0-0				
1-0-0	0-0-0	0-0-0		HOME		0-0-0		0-0-0		1-0-0				
0-0-0	0-0-0	0-0-0		AWAY		0-0-0		0-0-0		0-0-0				
0-0-0	0-0-0	0-0-0		NEUTRAL		0-0-0		0-0-0		0-0-0				
RPI	S	Opponent	Score		RPI	S	Opponent	Score		RPI	S	Opponent	Score	
5	A	Florida St.	0	10						71	A	East Carolina	0	2
										75	A	Davidson	0	4
										93	N	UNC Wilmington	3	5
										123	A	Col. of Charleston	1	4
										132	A	North Carolina St.	0	3
										153	A	Coastal Caro.	4	0
										170	H	High Point	2	1
										240	A	Winthrop	1	1
										243	H	Gardner-Webb	4	1
										245	H	Presbyterian	1	0
										246	A	Liberty	0	1
										254	H	Longwood	1	0
										287	H	Green Bay	3	1
										289	A	UNC Asheville	2	0
										298	A	Campbell	5	1
										310	H	Howard	14	0
										312	A	South Carolina St.	4	0
LAST 10 GAMES														
298	A	Campbell	5	1	246	A	Liberty	0	1					
132	A	North Carolina St.	0	3	254	H	Longwood	1	0					
287	H	Green Bay	3	1	170	H	High Point	2	1					
312	A	South Carolina St.	4	0	75	A	Davidson	0	4					
310	H	Howard	14	0	71	A	East Carolina	0	2					

Non-Div. I Games:

Francis Marion

Average RPI Win:	251	WON-LOST	WINNING	LAST 10	STRENGTH OF	OPP. STRENGTH	TEAM	ADJ	CONF.	ADJ CONF.	
Average RPI Loss:	147	RECORD	PCT. RANK	GAMES	SCHEDULE	OF SCHEDULE	RPI	RPI	RPI	RPI	
DIV. I ONLY	9-8-3	.525	146	3-5-2	224	223	189	.47111	189	14	14
DIV. I NON-CONF.	5-2-1	.6875	61	0-0-0	290	275	198	.4642	194	16	16
<hr/>											
TOTALS	RPI 1-25	RPI 26-50		W-L RECORDS		RPI 51-100		RPI 101-150		RPI 150+	
9-8-3	0-0-0	0-0-0		OVERALL		1-3-2		0-1-0		8-4-1	
5-4-1	0-0-0	0-0-0		HOME		1-2-1		0-1-0		4-1-0	
1-4-2	0-0-0	0-0-0		AWAY		0-1-1		0-0-0		1-3-1	
3-0-0	0-0-0	0-0-0		NEUTRAL		0-0-0		0-0-0		3-0-0	
<hr/>											
5-2-1	0-0-0	0-0-0		NON-CONFERENCE		0-0-0		0-1-0		5-1-1	
2-1-0	0-0-0	0-0-0		HOME		0-0-0		0-1-0		2-0-0	
0-1-1	0-0-0	0-0-		AWAY		0-0-0		0-0-0		0-1-1	
3-0-0	0-0-0	0-0-0		NEUTRAL		0-0-0		0-0-0		3-0-0	
<hr/>											
4-6-2	0-0-0	0-0-0		CONFERENCE		1-3-2		0-0-0		3-3-0	
3-3-1	0-0-0	0-0-0		HOME		1-2-1		0-0-0		2-1-0	
1-3-1	0-0-0	0-0-0		AWAY		0-1-1		0-0-0		1-2-0	
0-0-0	0-0-0	0-0-0		NEUTRAL		0-0-0		0-0-0		0-0-0	
<hr/>											
RPI S	Opponent	Score	RPI S	Opponent	Score	RPI S	Opponent	Score	RPI S	Opponent	Score
						72 A	Denver	0 0	130 H	Southern Miss.	1 2
						82 H	Western Ky.	0 1	171 A	UALR	0 2
						82 H	Western Ky.	0 3	175 H	La.-Lafayette	2 3
						92 A	North Texas	0 2	191 A	Northwestern St.	1 2
						96 H	Fla. Atlantic	1 1	206 A	Southeastern La.	1 1
						99 H	Middle Tenn.	2 1	222 H	La.-Monroe	1 0
									238 H	Mississippi Val.	5 0
									247 H	Florida Int'l	1 0
									252 A	Troy	1 2
									271 A	Arkansas St.	1 0
									274 H	Jacksonville St.	1 0
									299 N	Prairie View	4 1
									302 N	Nicholls St.	4 2
									305 N	Lamar	11 1
						<hr/>					
			LAST 10 GAMES								
			82 H	Western Ky.	0 3	96 H	Fla. Atlantic	1 1			
			252 A	Troy	1 2	92 A	North Texas	0 2			
			222 H	La.-Monroe	1 0	72 A	Denver	0 0			
			175 H	La.-Lafayette	2 3	82 H	Western Ky.	0 1			
			247 H	Florida Int'l	1 0	99 H	Middle Tenn.	2 1			

Non-Div. I Games:

South Ala.

Average RPI Win:	218	WON-LOST RECORD	WINNING PCT. RANK	LAST 10 GAMES	STRENGTH OF SCHEDULE	OPP. STRENGTH OF SCHEDULE	TEAM RPI	ADJ RPI	CONF. RPI	ADJ CONF. RPI	
DIV. I ONLY	10-11-0	.47619	168	6-4-0	188	185	185	.47084	190	21	21
DIV. I NON-CONF.	4-8-0	.33333	242	0-1-0	144	197	211	.44769	215	18	18
<hr/>											
TOTALS	RPI 1-25	RPI 26-50		W-L RECORDS	RPI 51-100		RPI 101-150		RPI 150+		
10-11-0	0-0-0	0-1-0		OVERALL	1-3-0		1-3-0		8-4-0		
5-3-0	0-0-0	0-0-0		HOME	1-2-0		0-0-0		4-1-0		
4-6-0	0-0-0	0-1-0		AWAY	0-0-0		1-3-0		3-2-0		
1-2-0	0-0-0	0-0-0		NEUTRAL	0-1-0		0-0-0		1-1-0		
<hr/>											
4-8-0	0-0-0	0-1-0		NON-CONFERENCE	0-2-0		1-2-0		3-3-0		
2-2-0	0-0-0	0-0-0		HOME	0-2-0		0-0-0		2-0-0		
2-5-0	0-0-0	0-0-		AWAY	0-0-0		1-2-0		1-2-0		
0-1-0	0-0-0	0-0-0		NEUTRAL	0-0-0		0-0-0		0-1-0		
<hr/>											
6-3-0	0-0-0	0-0-0		CONFERENCE	1-1-0		0-1-0		5-1-0		
3-1-0	0-0-0	0-0-0		HOME	1-0-0		0-0-0		2-1-0		
2-1-0	0-0-0	0-0-0		AWAY	0-0-0		0-1-0		2-0-0		
1-1-0	0-0-0	0-0-0		NEUTRAL	0-1-0		0-0-0		1-0-0		
<hr/>											
RPI S	Opponent	Score	RPI S	Opponent	Score	RPI S	Opponent	Score	RPI S	Opponent	Score
			45 A	BYU	1 2	58 H	Hawaii	3 2	103 A	Gonzaga	1 2
						58 N	Hawaii	0 1	128 A	Fresno St.	0 1
						61 H	Utah	0 2	142 A	TCU	1 3
						73 H	Oregon	1 2	150 A	Weber St.	4 3
									157 H	Idaho St.	1 0
									164 N	UC Irvine	0 2
									165 H	Boise St.	1 2
									221 A	Nevada	2 0
									223 A	Eastern Wash.	1 2
									236 H	Montana	1 0
									239 A	Northern Ariz.	0 1
									248 A	Idaho	4 0
									276 H	San Jose St.	4 0
									276 N	San Jose St.	4 0
									277 H	Louisiana Tech	10 1
									281 A	Texas St.	1 0
<hr/>											
			LAST 10 GAMES								
			58 N	Hawaii	0 1	128 A	Fresno St.	0 1			
			276 N	San Jose St.	4 0	221 A	Nevada	2 0			
			277 H	Louisiana Tech	10 1	165 H	Boise St.	1 2			
			276 H	San Jose St.	4 0	248 A	Idaho	4 0			
			58 H	Hawaii	3 2	61 H	Utah	0 2			

Non-Div. I Games:

Utah St.

Average RPI Win:	247	WON-LOST	WINNING	LAST 10	STRENGTH OF	OPP. STRENGTH	TEAM	ADJ	CONF.	ADJ CONF.			
Average RPI Loss:	164	RECORD	PCT. RANK	GAMES	SCHEDULE	OF SCHEDULE	RPI	RPI	RPI	RPI			
DIV. I ONLY	11-7-2	.6	95	4-4-2	258	263	186	.4686	191	30	30		
DIV. I NON-CONF.	7-3-0	.7	57	0-0-0	218	220	125	.51527	126	30	30		
<hr/>													
TOTALS	RPI 1-25	RPI 26-50		W-L RECORDS		RPI 51-100		RPI 101-150		RPI 150+			
11-7-2	0-0-0	0-0-0		OVERALL		0-2-0		0-1-0		11-4-2			
6-3-1	0-0-0	0-0-0		HOME		0-1-0		0-0-0		6-2-1			
5-4-1	0-0-0	0-0-0		AWAY		0-1-0		0-1-0		5-2-1			
0-0-0	0-0-0	0-0-0		NEUTRAL		0-0-0		0-0-0		0-0-0			
7-3-0	0-0-0	0-0-0		NON-CONFERENCE		0-2-0		0-0-0		7-1-0			
3-1-0	0-0-0	0-0-0		HOME		0-1-0		0-0-0		3-0-0			
4-2-0	0-0-0	0-0-		AWAY		0-1-0		0-0-0		4-1-0			
0-0-0	0-0-0	0-0-0		NEUTRAL		0-0-0		0-0-0		0-0-0			
4-4-2	0-0-0	0-0-0		CONFERENCE		0-0-0		0-1-0		4-3-2			
3-2-1	0-0-0	0-0-0		HOME		0-0-0		0-0-0		3-2-1			
1-2-1	0-0-0	0-0-0		AWAY		0-0-0		0-1-0		1-1-1			
0-0-0	0-0-0	0-0-0		NEUTRAL		0-0-0		0-0-0		0-0-0			
RPI	S	Opponent	Score	RPI	S	Opponent	Score	RPI	S	Opponent	Score		
						66 A	Southeast Mo. St.	0	1	120 A	Stephen F. Austin	0	3
						92 H	North Texas	1	2	171 A	UALR	0	2
										172 A	McNeese St.	1	1
										175 A	La.-Lafayette	4	1
										189 H	South Ala.	2	1
										205 A	Tulsa	2	1
										206 H	Southeastern La.	2	1
										206 H	Southeastern La.	0	2
										218 H	UTSA	0	1
										222 A	La.-Monroe	5	1
										258 H	Central Ark.	2	0
										277 H	Louisiana Tech	3	0
										278 A	Sam Houston St.	1	2
										281 H	Texas St.	3	3
										284 A	Centenary (La.)	3	2
										296 H	Southern U.	7	0
										302 H	Nicholls St.	2	1
										305 A	Lamar	3	0
<hr/>													
LAST 10 GAMES													
						206 H	Southeastern La.	0	2	278 A	Sam Houston St.	1	2
						258 H	Central Ark.	2	0	302 H	Nicholls St.	2	1
						218 H	UTSA	0	1	206 H	Southeastern La.	2	1
						281 H	Texas St.	3	3	305 A	Lamar	3	0
						120 A	Stephen F. Austin	0	3	172 A	McNeese St.	1	1

Non-Div. I Games:

Northwestern St.

Average RPI Win: 233		WON-LOST	WINNING	LAST 10	STRENGTH OF		OPP. STRENGTH	TEAM	ADJ	CONF.	ADJ CONF.
Average RPI Loss: 152		RECORD	PCT. RANK	GAMES	SCHEDULE		OF SCHEDULE	RPI	RPI	RPI	RPI
DIV. I ONLY		9-8-0	.52941	136	6-4-0		236	209	192	.46757	192
DIV. I NON-CONF.		3-4-0	.42857	199	0-0-0		209	239	219	.44502	218
TOTALS		RPI 1-25	RPI 26-50		W-L RECORDS		RPI 51-100		RPI 101-150		RPI 150+
9-8-0	0-0-0	0-1-0		OVERALL		0-1-0		0-2-0		9-4-0	
4-4-0	0-0-0	0-0-0		HOME		0-1-0		0-1-0		4-2-0	
5-4-0	0-0-0	0-1-0		AWAY		0-0-0		0-1-0		5-2-0	
0-0-0	0-0-0	0-0-0		NEUTRAL		0-0-0		0-0-0		0-0-0	
3-4-0	0-0-0	0-0-0		NON-CONFERENCE		0-0-0		0-2-0		3-2-0	
1-2-0	0-0-0	0-0-0		HOME		0-0-0		0-1-0		1-1-0	
2-2-0	0-0-0	0-0-		AWAY		0-0-0		0-1-0		2-1-0	
0-0-0	0-0-0	0-0-0		NEUTRAL		0-0-0		0-0-0		0-0-0	
6-4-0	0-0-0	0-1-0		CONFERENCE		0-1-0		0-0-0		6-2-0	
3-2-0	0-0-0	0-0-0		HOME		0-1-0		0-0-0		3-1-0	
3-2-0	0-0-0	0-1-0		AWAY		0-0-0		0-0-0		3-1-0	
0-0-0	0-0-0	0-0-0		NEUTRAL		0-0-0		0-0-0		0-0-0	
RPI S	Opponent	Score	RPI S	Opponent	Score	RPI S	Opponent	Score	RPI S	Opponent	Score
			43 A	Samford	1 2	66 H	Southeast Mo. St.	2 3	121 A	Evansville	1 2
									143 H	Bowling Green	0 1
									161 H	Eastern Ill.	1 2
									161 H	Eastern Ill.	1 0
									167 A	Tenn.-Martin	2 1
									199 A	Valparaiso	0 2
									204 A	Fla. Gulf Coast	3 2
									207 H	Missouri St.	0 4
									212 H	Morehead St.	2 0
									247 A	Florida Int'l	2 1
									268 H	Eastern Ky.	1 0
									270 A	Tennessee Tech	2 1
									273 A	Austin Peay	2 1
									274 A	Jacksonville St.	1 2
									292 H	Lipscomb	4 0
LAST 10 GAMES											
			161 H	Eastern Ill.	1 2	273 A	Austin Peay	2 1			
			167 A	Tenn.-Martin	2 1	268 H	Eastern Ky.	1 0			
			161 H	Eastern Ill.	1 0	212 H	Morehead St.	2 0			
			66 H	Southeast Mo. St.	2 3	43 A	Samford	1 2			
			270 A	Tennessee Tech	2 1	274 A	Jacksonville St.	1 2			

Non-Div. I Games: Christian Bros. 2 0 Bacone 9 0

Murray St.

Average RPI Win: 220		WON-LOST RECORD		WINNING PCT. RANK		LAST 10 GAMES		STRENGTH OF SCHEDULE		OPP. STRENGTH OF SCHEDULE		TEAM RPI		ADJ RPI		CONF. RPI		ADJ CONF. RPI	
DIV. I ONLY		6-10-2		.38889 221		1-7-2		170		103		195		.46669 193		7		7	
DIV. I NON-CONF.		5-2-0		.71429 50		0-0-0		267		193		158		.49559 155		7		7	
TOTALS		RPI 1-25		RPI 26-50		W-L RECORDS		RPI 51-100		RPI 101-150		RPI 150+							
6-10-2		0-1-0		0-5-0		OVERALL		0-0-1		1-2-1		5-2-0							
5-4-1		0-1-0		0-2-0		HOME		0-0-0		1-0-1		4-1-0							
1-6-1		0-0-0		0-3-0		AWAY		0-0-1		0-2-0		1-1-0							
0-0-0		0-0-0		0-0-0		NEUTRAL		0-0-0		0-0-0		0-0-0							
5-2-0		0-0-0		0-1-0		NON-CONFERENCE		0-0-0		0-1-0		5-0-0							
4-0-0		0-0-0		0-0-0		HOME		0-0-0		0-0-0		4-0-0							
1-2-0		0-0-0		0-0-		AWAY		0-0-0		0-1-0		1-0-0							
0-0-0		0-0-0		0-0-0		NEUTRAL		0-0-0		0-0-0		0-0-0							
1-8-2		0-1-0		0-4-0		CONFERENCE		0-0-1		1-1-1		0-2-0							
1-4-1		0-1-0		0-2-0		HOME		0-0-0		1-0-1		0-1-0							
0-4-1		0-0-0		0-2-0		AWAY		0-0-1		0-1-0		0-1-0							
0-0-0		0-0-0		0-0-0		NEUTRAL		0-0-0		0-0-0		0-0-0							
RPI	S	Opponent		Score		RPI	S	Opponent		Score		RPI	S	Opponent		Score			
7	H	West Virginia		1 3		28	A	Connecticut		0 4		70	A	Villanova		0 0			
						30	H	Louisville		0 1				101 A St. John's (N.Y.)		1 4			
						46	A	Georgetown		2 4				107 A Georgia St.		1 4			
						48	A	Auburn		0 3				134 H Syracuse		2 1			
						50	H	Marquette		1 2				136 H South Fla.		0 0			
														168 H Cincinnati		1 2			
														197 H Niagara		3 0			
														210 H Xavier		2 1			
														229 A Providence		1 2			
														233 H Ohio		1 0			
														237 A Kent St.		2 1			
														309 H Youngstown St.		2 0			
						LAST 10 GAMES													
						136	H	South Fla.		0 0		28	A	Connecticut		0 4			
						50	H	Marquette		1 2		30	H	Louisville		0 1			
						46	A	Georgetown		2 4		168	H	Cincinnati		1 2			
						70	A	Villanova		0 0		101	A	St. John's (N.Y.)		1 4			
						229	A	Providence		1 2		134	H	Syracuse		2 1			

Non-Div. I Games:

Pittsburgh

Average RPI Win: 246		WON-LOST RECORD		WINNING PCT. RANK		LAST 10 GAMES		STRENGTH OF SCHEDULE		OPP. STRENGTH OF SCHEDULE		TEAM RPI		ADJ RPI		CONF. RPI		ADJ CONF. RPI			
DIV. I ONLY		7-11-2		.4 213		3-6-1		118		242		194		.46616 194		15		15			
DIV. I NON-CONF.		4-4-1		.5 149		0-0-0		79		288		129		.51048 130		14		14			
TOTALS		RPI 1-25		RPI 26-50		W-L RECORDS		RPI 51-100		RPI 101-150		RPI 150+									
7-11-2		0-1-0		0-1-0		OVERALL		0-3-2		0-1-0		7-5-0									
4-5-1		0-0-0		0-1-0		HOME		0-0-1		0-0-0		4-4-0									
3-6-1		0-1-0		0-0-0		AWAY		0-3-1		0-1-0		3-1-0									
0-0-0		0-0-0		0-0-0		NEUTRAL		0-0-0		0-0-0		0-0-0									
4-4-1		0-1-0		0-0-0		NON-CONFERENCE		0-1-1		0-0-0		4-2-0									
3-2-0		0-0-0		0-0-0		HOME		0-0-0		0-0-0		3-2-0									
1-2-1		0-1-0		0-0-		AWAY		0-1-1		0-0-0		1-0-0									
0-0-0		0-0-0		0-0-0		NEUTRAL		0-0-0		0-0-0		0-0-0									
3-7-1		0-0-0		0-1-0		CONFERENCE		0-2-1		0-1-0		3-3-0									
1-3-1		0-0-0		0-1-0		HOME		0-0-1		0-0-0		1-2-0									
2-4-0		0-0-0		0-0-0		AWAY		0-2-0		0-1-0		2-1-0									
0-0-0		0-0-0		0-0-0		NEUTRAL		0-0-0		0-0-0		0-0-0									
RPI	S	Opponent		Score		RPI	S	Opponent		Score		RPI	S	Opponent		Score					
23	A	Clemson		0 8		26	H	UNC Greensboro		0 2		57	A	Kennesaw St.		1 2		123	A	Col. of Charleston	0 2
												67	A	Furman		0 2		153	H	Coastal Caro.	3 2
												75	A	Davidson		1 2		163	H	Western Caro.	0 1
												75	H	Davidson		0 0		170	H	High Point	2 4
												82	A	Western Ky.		1 1		177	A	Appalachian St.	1 0
																		201	H	Charleston So.	0 1
																		232	A	Elon	2 1
																		254	H	Longwood	1 0
																		256	A	Ga. Southern	1 2
																		290	H	Chattanooga	0 2
																		294	H	Citadel	3 0
																		297	H	VMI	1 0
																		312	A	South Carolina St.	3 0
						LAST 10 GAMES															
						75	A	Davidson		1 2		290	H	Chattanooga		0 2					
						163	H	Western Caro.		0 1		67	A	Furman		0 2					
						177	A	Appalachian St.		1 0		75	H	Davidson		0 0					
						256	A	Ga. Southern		1 2		123	A	Col. of Charleston		0 2					
						232	A	Elon		2 1		294	H	Citadel		3 0					

Non-Div. I Games:

Wofford

Average RPI Win:		204	WON-LOST RECORD		WINNING PCT. RANK		LAST 10 GAMES		STRENGTH OF SCHEDULE		OPP. STRENGTH OF SCHEDULE		TEAM RPI		ADJ RPI		CONF. RPI		ADJ CONF. RPI	
DIV. I ONLY			7-10-2		.42105 200		3-5-2		153		169		193		.46553 195		17		17	
DIV. I NON-CONF.			4-6-1		.40909 210		0-1-1		158		129		189		.47068 188		17		17	
TOTALS		RPI 1-25		RPI 26-50		W-L RECORDS		RPI 51-100		RPI 101-150		RPI 150+								
7-10-2		0-1-0		0-0-1		OVERALL		0-2-0		0-2-1		7-5-0								
4-0-1		0-0-0		0-0-0		HOME		0-0-0		0-0-1		4-0-0								
2-9-1		0-1-0		0-0-1		AWAY		0-2-0		0-2-0		2-4-0								
1-1-0		0-0-0		0-0-0		NEUTRAL		0-0-0		0-0-0		1-1-0								
4-6-1		0-1-0		0-0-1		NON-CONFERENCE		0-2-0		0-0-0		4-3-0								
2-0-0		0-0-0		0-0-0		HOME		0-0-0		0-0-0		2-0-0								
1-5-1		0-1-0		0-1-		AWAY		0-2-0		0-0-0		1-2-0								
1-1-0		0-0-0		0-0-0		NEUTRAL		0-0-0		0-0-0		1-1-0								
3-4-1		0-0-0		0-0-0		CONFERENCE		0-0-0		0-2-1		3-2-0								
2-0-1		0-0-0		0-0-0		HOME		0-0-0		0-0-1		2-0-0								
1-4-0		0-0-0		0-0-0		AWAY		0-0-0		0-2-0		1-2-0								
0-0-0		0-0-0		0-0-0		NEUTRAL		0-0-0		0-0-0		0-0-0								
RPI	S	Opponent		Score		RPI	S	Opponent		Score		RPI	S	Opponent		Score				
6	A	Portland		0 7		49	A	UNLV		0 0		73	A	Oregon		1 2				
												87	A	UTEP		0 2				
														131	A	Sacramento St.		0 1		
														131	A	Sacramento St.		1 2		
														150	H	Weber St.		0 0		
														152	H	Pacific		1 0		
														157	H	Idaho St.		1 0		
														165	N	Boise St.		0 3		
														166	A	Oregon St.		1 2		
														184	H	Northern Colo.		1 0		
														221	A	Nevada		2 1		
														223	A	Eastern Wash.		1 2		
														226	H	UC Davis		2 1		
														236	A	Montana		2 1		
														239	A	Northern Ariz.		0 3		
														248	A	Idaho		0 2		
														250	N	North Fla.		4 1		
LAST 10 GAMES																				
131 A Sacramento St.						1 2		223 A Eastern Wash.						1 2						
131 A Sacramento St.						0 1		150 H Weber St.						0 0						
184 H Northern Colo.						1 0		157 H Idaho St.						1 0						
239 A Northern Ariz.						0 3		49 A UNLV						0 0						
236 A Montana						2 1		73 A Oregon						1 2						

Non-Div. I Games:

Portland St.

[illegible]

Non-Div. I Games:

Northeastern

Average RPI Win: 261		WON-LOST	WINNING	LAST 10	STRENGTH OF		OPP. STRENGTH	TEAM	ADJ	CONF.	ADJ CONF.						
Average RPI Loss: 167		RECORD	PCT. RANK	GAMES	SCHEDULE		OF SCHEDULE	RPI	RPI	RPI	RPI						
DIV. I ONLY		10-7-2	.57895	111	5-3-2		278	259	196	.4607	197	23	24				
DIV. I NON-CONF.		5-4-0	.55556	130	0-0-0		284	253	228	.43623	227	25	24				
<hr/>																	
TOTALS		RPI 1-25		RPI 26-50		W-L RECORDS		RPI 51-100		RPI 101-150		RPI 150+					
10-7-2		0-0-0		0-0-0		OVERALL		0-0-1		0-3-0		10-4-1					
4-2-1		0-0-0		0-0-0		HOME		0-0-1		0-1-0		4-1-0					
6-5-1		0-0-0		0-0-0		AWAY		0-0-0		0-2-0		6-3-1					
0-0-0		0-0-0		0-0-0		NEUTRAL		0-0-0		0-0-0		0-0-0					
5-4-0		0-0-0		0-0-0		NON-CONFERENCE		0-0-0		0-1-0		5-3-0					
2-1-0		0-0-0		0-0-0		HOME		0-0-0		0-1-0		2-0-0					
3-3-0		0-0-0		0-0-		AWAY		0-0-0		0-0-0		3-3-0					
0-0-0		0-0-0		0-0-0		NEUTRAL		0-0-0		0-0-0		0-0-0					
5-3-2		0-0-0		0-0-0		CONFERENCE		0-0-1		0-2-0		5-1-1					
2-1-1		0-0-0		0-0-0		HOME		0-0-1		0-0-0		2-1-0					
3-2-1		0-0-0		0-0-0		AWAY		0-0-0		0-2-0		3-0-1					
0-0-0		0-0-0		0-0-0		NEUTRAL		0-0-0		0-0-0		0-0-0					
RPI	S	Opponent	Score	RPI	S	Opponent	Score	RPI	S	Opponent	Score	RPI	S	Opponent	Score		
								77	H	Loyola (Md.)	0	0	126	A	Marist	1	3
													126	A	Marist	1	2
													127	H	American	1	2
													160	H	Fairfield	0	6
													193	A	Pittsburgh	0	3
													203	A	Manhattan	2	1
													208	A	Central Mich.	0	2
													227	A	Cornell	1	2
													244	A	Buffalo	4	3
													249	A	Siena	3	0
													257	H	Rider	2	1
													262	H	Iona	2	1
													263	H	Robert Morris	1	0
													265	A	St. Bonaventure	2	1
													272	A	Canisius	1	1
													275	A	Detroit	2	0
													288	H	Binghamton	2	1
													307	A	St. Peter's	4	0
<hr/>																	
LAST 10 GAMES																	
126 A Marist						1	2	257 H Rider						2	1		
249 A Siena						3	0	203 A Manhattan						2	1		
126 A Marist						1	3	307 A St. Peter's						4	0		
272 A Canisius						1	1	160 H Fairfield						0	6		
77 H Loyola (Md.)						0	0	262 H Iona						2	1		

Non-Div. I Games:

Niagara

Average RPI Win: 258		WON-LOST	WINNING	LAST 10	STRENGTH OF		OPP. STRENGTH	TEAM	ADJ	CONF.	ADJ CONF.
Average RPI Loss: 140		RECORD	PCT. RANK	GAMES	SCHEDULE		OF SCHEDULE	RPI	RPI	RPI	RPI
DIV. I ONLY		6-8-3	.44118	193	4-5-1		192	218	198	.45958	198
DIV. I NON-CONF.		2-4-2	.375	221	0-1-0		115	142	179	.47919	177
TOTALS		RPI 1-25	RPI 26-50		W-L RECORDS		RPI 51-100		RPI 101-150		RPI 150+
6-8-3	0-0-0	0-1-0		OVERALL		0-1-1		0-2-1		6-4-1	
4-1-0	0-0-0	0-0-0		HOME		0-0-0		0-1-0		4-0-0	
2-5-2	0-0-0	0-1-0		AWAY		0-0-1		0-0-0		2-4-1	
0-2-1	0-0-0	0-0-0		NEUTRAL		0-1-0		0-1-1		0-0-0	
2-4-2	0-0-0	0-1-0		NON-CONFERENCE		0-1-1		0-1-1		2-1-0	
1-0-0	0-0-0	0-0-0		HOME		0-0-0		0-0-0		1-0-0	
1-2-1	0-0-0	0-0-		AWAY		0-0-1		0-0-0		1-1-0	
0-2-1	0-0-0	0-0-0		NEUTRAL		0-1-0		0-1-1		0-0-0	
4-4-1	0-0-0	0-0-0		CONFERENCE		0-0-0		0-1-0		4-3-1	
3-1-0	0-0-0	0-0-0		HOME		0-0-0		0-1-0		3-0-0	
1-3-1	0-0-0	0-0-0		AWAY		0-0-0		0-0-0		1-3-1	
0-0-0	0-0-0	0-0-0		NEUTRAL		0-0-0		0-0-0		0-0-0	
RPI S	Opponent	Score	RPI S	Opponent	Score	RPI S	Opponent	Score	RPI S	Opponent	Score
			27 A	William & Mary	0 1	59 N	VCU	0 2	101 N	St. John's (N.Y.)	0 0
						76 A	Rhode Island	1 1	122 H	Boston U.	1 3
									149 N	Massachusetts	0 1
									158 A	Brown	0 2
									159 A	Stony Brook	1 2
									159 H	Stony Brook	1 0
									169 A	New Hampshire	1 2
									231 A	Hartford	1 1
									244 A	Buffalo	3 0
									279 H	Holy Cross	5 0
									280 A	Vermont	0 1
									285 A	Albany (N.Y.)	4 0
									288 H	Binghamton	2 0
									291 H	UMBC	1 0
LAST 10 GAMES											
			159 A	Stony Brook	1 2	231 A	Hartford	1 1			
			159 H	Stony Brook	1 0	122 H	Boston U.	1 3			
			280 A	Vermont	0 1	291 H	UMBC	1 0			
			288 H	Binghamton	2 0	285 A	Albany (N.Y.)	4 0			
			169 A	New Hampshire	1 2	158 A	Brown	0 2			

Non-Div. I Games:

Maine

Average RPI Win:	263	WON-LOST RECORD	WINNING PCT. RANK	LAST 10 GAMES	STRENGTH OF SCHEDULE	OPP. STRENGTH OF SCHEDULE	TEAM RPI	ADJ RPI	CONF. RPI	ADJ CONF. RPI	
DIV. I ONLY	10-9-0	.52632	142	5-5-0	252	247	200	.45944	199	25	25
DIV. I NON-CONF.	6-4-0	.6	102	1-0-0	204	227	156	.49423	158	22	23
<hr/>											
TOTALS	RPI 1-25	RPI 26-50		W-L RECORDS	RPI 51-100		RPI 101-150		RPI 150+		
10-9-0	0-1-0	0-0-0		OVERALL	0-2-0		1-2-0		9-4-0		
7-3-0	0-0-0	0-0-0		HOME	0-2-0		1-0-0		6-1-0		
3-6-0	0-1-0	0-0-0		AWAY	0-0-0		0-2-0		3-3-0		
0-0-0	0-0-0	0-0-0		NEUTRAL	0-0-0		0-0-0		0-0-0		
<hr/>											
6-4-0	0-1-0	0-0-0		NON-CONFERENCE	0-1-0		1-0-0		5-2-0		
5-1-0	0-0-0	0-0-0		HOME	0-1-0		1-0-0		4-0-0		
1-3-0	0-1-0	0-0-		AWAY	0-0-0		0-0-0		1-2-0		
0-0-0	0-0-0	0-0-0		NEUTRAL	0-0-0		0-0-0		0-0-0		
<hr/>											
4-5-0	0-0-0	0-0-0		CONFERENCE	0-1-0		0-2-0		4-2-0		
2-2-0	0-0-0	0-0-0		HOME	0-1-0		0-0-0		2-1-0		
2-3-0	0-0-0	0-0-0		AWAY	0-0-0		0-2-0		2-1-0		
0-0-0	0-0-0	0-0-0		NEUTRAL	0-0-0		0-0-0		0-0-0		
<hr/>											
RPI S	Opponent	Score		RPI S	Opponent	Score		RPI S	Opponent	Score	
14 A	Purdue	0 3						113 A	Loyola (Ill.)	0 3	
								133 A	Wright St.	0 1	
								141 H	Belmont	1 0	
								152 A	Pacific	0 1	
								155 A	Butler	0 2	
								155 H	Butler	0 2	
								183 A	St. Mary's (Cal.)	0 1	
								192 H	Murray St.	2 0	
								266 H	Indiana St.	3 1	
								267 H	UNI	1 0	
								275 H	Detroit	2 0	
								286 A	IUPUI	2 0	
								287 H	Green Bay	3 1	
								301 A	Cleveland St.	2 0	
								303 H	IPFW	4 0	
								309 A	Youngstown St.	1 0	
<hr/>											
LAST 10 GAMES											
155 A	Butler	0 2		80 H	Milwaukee	0 2					
133 A	Wright St.	0 1		275 H	Detroit	2 0					
301 A	Cleveland St.	2 0		113 A	Loyola (Ill.)	0 3					
309 A	Youngstown St.	1 0		155 H	Butler	0 2					
287 H	Green Bay	3 1		266 H	Indiana St.	3 1					

Non-Div. I Games:

Valparaiso

Average RPI Win: 238		WON-LOST	WINNING	LAST 10	STRENGTH OF	OPP. STRENGTH	TEAM	ADJ	CONF.	ADJ CONF.		
Average RPI Loss: 140		RECORD	PCT. RANK	GAMES	SCHEDULE	OF SCHEDULE	RPI	RPI	RPI	RPI		
DIV. I ONLY		7-8-3	.47222	178	4-4-2	230	192	203	.4586	200	19	19
DIV. I NON-CONF.		4-5-1	.45	181	1-1-0	235	190	220	.44308	219	20	20
<hr/>												
TOTALS		RPI 1-25		RPI 26-50		W-L RECORDS		RPI 51-100		RPI 101-150		RPI 150+
7-8-3		0-0-0		0-0-0		OVERALL		1-1-0		0-5-1		6-2-2
5-3-0		0-0-0		0-0-0		HOME		0-0-0		0-2-0		5-1-0
1-5-2		0-0-0		0-0-0		AWAY		1-1-0		0-3-1		0-1-1
1-0-1		0-0-0		0-0-0		NEUTRAL		0-0-0		0-0-0		1-0-1
4-5-1		0-0-0		0-0-0		NON-CONFERENCE		1-1-0		0-2-0		3-2-1
2-2-0		0-0-0		0-0-0		HOME		0-0-0		0-1-0		2-1-0
1-3-0		0-0-0		0-0-		AWAY		1-1-0		0-1-0		0-1-0
1-0-1		0-0-0		0-0-0		NEUTRAL		0-0-0		0-0-0		1-0-1
3-3-2		0-0-0		0-0-0		CONFERENCE		0-0-0		0-3-1		3-0-1
3-1-0		0-0-0		0-0-0		HOME		0-0-0		0-1-0		3-0-0
0-2-2		0-0-0		0-0-0		AWAY		0-0-0		0-2-1		0-0-1
0-0-0		0-0-0		0-0-0		NEUTRAL		0-0-0		0-0-0		0-0-0
RPI	S	Opponent	Score	RPI	S	Opponent	Score	RPI	S	Opponent	Score	

Non-Div. I Games:

Army

Average RPI Win:	255	WON-LOST RECORD	WINNING PCT. RANK	LAST 10 GAMES	STRENGTH OF SCHEDULE	OPP. STRENGTH OF SCHEDULE	TEAM RPI	ADJ RPI	CONF. RPI	ADJ CONF. RPI				
Average RPI Loss:	188													
DIV. I ONLY	11-6-1	.63889	71	7-2-1	294	292	202	.45524	201	28	28			
DIV. I NON-CONF.	6-4-0	.6	102	3-1-0	274	296	218	.44652	217	29	29			
<hr/>														
TOTALS	RPI 1-25	RPI 26-50		W-L RECORDS		RPI 51-100		RPI 101-150		RPI 150+				
11-6-1	0-0-0	0-0-0		OVERALL		0-1-0		0-1-0		11-4-1				
5-0-1	0-0-0	0-0-0		HOME		0-0-0		0-0-0		5-0-1				
5-6-0	0-0-0	0-0-0		AWAY		0-1-0		0-1-0		5-4-0				
1-0-0	0-0-0	0-0-0		NEUTRAL		0-0-0		0-0-0		1-0-0				
<hr/>														
6-4-0	0-0-0	0-0-0		NON-CONFERENCE		0-1-0		0-1-0		6-2-0				
2-0-0	0-0-0	0-0-0		HOME		0-0-0		0-0-0		2-0-0				
3-4-0	0-0-0	0-0-		AWAY		0-1-0		0-1-0		3-2-0				
1-0-0	0-0-0	0-0-0		NEUTRAL		0-0-0		0-0-0		1-0-0				
<hr/>														
5-2-1	0-0-0	0-0-0		CONFERENCE		0-0-0		0-0-0		5-2-1				
3-0-1	0-0-0	0-0-0		HOME		0-0-0		0-0-0		3-0-1				
2-2-0	0-0-0	0-0-0		AWAY		0-0-0		0-0-0		2-2-0				
0-0-0	0-0-0	0-0-0		NEUTRAL		0-0-0		0-0-0		0-0-0				
<hr/>														
RPI S	Opponent	Score	RPI S	Opponent	Score	RPI S	Opponent	Score	RPI S	Opponent	Score			
						67 A	Furman	1 4	123 A	Col. of Charleston	0 3			
						153 A	Coastal Caro.	2 1						
						170 H	High Point	3 2						
						177 A	Appalachian St.	1 2						
						194 A	Wofford	1 0						
						240 A	Winthrop	0 2						
						245 H	Presbyterian	4 1						
						246 H	Liberty	3 2						
						254 A	Longwood	1 5						
						264 A	Radford	2 4						
						289 A	UNC Asheville	1 0						
						289 H	UNC Asheville	1 1						
						294 A	Citadel	3 1						
						297 H	VMI	3 1						
						300 N	S.C. Upstate	4 1						
						310 H	Howard	4 0						
						312 A	South Carolina St.	2 0						
						<hr/>								
			LAST 10 GAMES											
			289 H UNC Asheville			1 1			153 A Coastal Caro.			2 1		
			297 H VMI			3 1			289 A UNC Asheville			1 0		
			170 H High Point			3 2			310 H Howard			4 0		
			254 A Longwood			1 5			312 A South Carolina St.			2 0		
			264 A Radford			2 4			245 H Presbyterian			4 1		

Non-Div. I Games:	Newberry	3	1
-------------------	----------	---	---

Charleston So.

T
e
m
p
l
e

Temple					Through Games Of 2007 Final - 8-4															
Average RPI Win:		217	WON-LOST RECORD		WINNING PCT. RANK	LAST 10 GAMES		STRENGTH OF SCHEDULE	OPP. STRENGTH OF SCHEDULE	TEAM RPI	ADJ RPI	CONF. RPI	ADJ CONF. RPI							
Average RPI Loss:		126																		
DIV. I ONLY			5-10-4		.36842	229	0-8-2	146	217	208	.45457	202	13	13						
DIV. I NON-CONF.			4-2-2		.625	89	0-0-0	184	303	152	.4972	153	13	13						
TOTALS		RPI 1-25		RPI 26-50		W-L RECORDS		RPI 51-100		RPI 101-150		RPI 150+								
5-10-4		0-0-0		1-1-0		OVERALL		0-3-1		0-3-0		4-3-3								
3-4-2		0-0-0		1-1-0		HOME		0-0-1		0-2-0		2-1-1								
1-6-2		0-0-0		0-0-0		AWAY		0-3-0		0-1-0		1-2-2								
1-0-0		0-0-0		0-0-0		NEUTRAL		0-0-0		0-0-0		1-0-0								
4-2-2		0-0-0		0-0-0		NON-CONFERENCE		0-1-0		0-1-0		4-0-2								
2-1-1		0-0-0		0-0-0		HOME		0-0-0		0-1-0		2-0-1								
1-1-1		0-0-0		0-0-		AWAY		0-1-0		0-0-0		1-0-1								
1-0-0		0-0-0		0-0-0		NEUTRAL		0-0-0		0-0-0		1-0-0								
1-8-2		0-0-0		1-1-0		CONFERENCE		0-2-1		0-2-0		0-3-1								
1-3-1		0-0-0		1-1-0		HOME		0-0-1		0-1-0		0-1-0								
0-5-1		0-0-0		0-0-0		AWAY		0-2-0		0-1-0		0-2-1								
0-0-0		0-0-0		0-0-0		NEUTRAL		0-0-0		0-0-0		0-0-0								
RPI	S	Opponent			Score		RPI	S	Opponent			Score		RPI	S	Opponent			Score	
							38	H	Charlotte			0 1		70	A	Villanova			0 1	
							41	H	Dayton			2 1		76	A	Rhode Island			0 1	
														83	H	St. Louis			1 1	
														84	A	Fordham			1 3	

Non-Div. I Games:

Temple

T
e
m
p
l
e

Average RPI Win: 240		WON-LOST	WINNING	LAST 10	STRENGTH OF		OPP. STRENGTH	TEAM	ADJ	CONF.	ADJ CONF.
Average RPI Loss: 179		RECORD	PCT. RANK	GAMES	SCHEDULE		OF SCHEDULE	RPI	RPI	RPI	RPI
DIV. I ONLY		7-7-4	.5	155	5-4-1		232	241	199	.45415	203
DIV. I NON-CONF.		3-3-3	.5	149	1-0-0		200	219	188	.47063	189
TOTALS		RPI 1-25	RPI 26-50		W-L RECORDS		RPI 51-100		RPI 101-150		RPI 150+
7-7-4		0-0-0	0-1-0		OVERALL		0-0-2		2-1-0		5-5-2
2-3-2		0-0-0	0-0-0		HOME		0-0-1		0-0-0		2-3-1
5-3-2		0-0-0	0-0-0		AWAY		0-0-1		2-1-0		3-2-1
0-1-0		0-0-0	0-1-0		NEUTRAL		0-0-0		0-0-0		0-0-0
3-3-3		0-0-0	0-1-0		NON-CONFERENCE		0-0-1		1-1-0		2-1-2
1-0-2		0-0-0	0-0-0		HOME		0-0-1		0-0-0		1-0-1
2-2-1		0-0-0	0-0-		AWAY		0-0-0		1-1-0		1-1-1
0-1-0		0-0-0	0-1-0		NEUTRAL		0-0-0		0-0-0		0-0-0
4-4-1		0-0-0	0-0-0		CONFERENCE		0-0-1		1-0-0		3-4-0
1-3-0		0-0-0	0-0-0		HOME		0-0-0		0-0-0		1-3-0
3-1-1		0-0-0	0-0-0		AWAY		0-0-1		1-0-0		2-1-0
0-0-0		0-0-0	0-0-0		NEUTRAL		0-0-0		0-0-0		0-0-0
RPI S	Opponent	Score	RPI S	Opponent	Score	RPI S	Opponent	Score	RPI S	Opponent	Score
			46 N	Georgetown	0 1	77 A	Loyola (Md.)	0 0	126 A	Marist	3 2
						84 H	Fordham	1 1	127 A	American	1 4
									146 A	La Salle	2 1
									159 A	Stony Brook	0 0
									160 H	Fairfield	0 1
									197 H	Niagara	1 2
									213 A	Drexel	0 1
									249 A	Siena	1 3
									257 A	Rider	1 0
									262 H	Iona	1 3
									272 H	Canisius	1 0
									279 H	Holy Cross	5 0
									285 H	Albany (N.Y.)	1 1
									293 A	Lafayette	2 0
									307 A	St. Peter's	3 1
LAST 10 GAMES											
			307 A	St. Peter's	3 1	197 H	Niagara	1 2			
			262 H	Iona	1 3	272 H	Canisius	1 0			
			160 H	Fairfield	0 1	257 A	Rider	1 0			
			126 A	Marist	3 2	77 A	Loyola (Md.)	0 0			
			249 A	Siena	1 3	279 H	Holy Cross	5 0			

Non-Div. I Games:

Manhattan

Average RPI Win:	256	WON-LOST RECORD	WINNING PCT. RANK	LAST 10 GAMES	STRENGTH OF SCHEDULE	OPP. STRENGTH OF SCHEDULE	TEAM RPI	ADJ RPI	CONF. RPI	ADJ CONF. RPI	
DIV. I ONLY	11-6-0	.64706	64	6-4-0	297	289	201	.45386	204	22	22
DIV. I NON-CONF.	4-2-0	.66667	71	0-0-0	312	313	253	.40526	249	27	27
<hr/>											
TOTALS	RPI 1-25	RPI 26-50		W-L RECORDS	RPI 51-100		RPI 101-150		RPI 150+		
11-6-0	0-0-0	0-0-0		OVERALL	0-1-0		2-1-0		9-4-0		
5-4-0	0-0-0	0-0-0		HOME	0-0-0		0-1-0		5-3-0		
6-2-0	0-0-0	0-0-0		AWAY	0-1-0		2-0-0		4-1-0		
0-0-0	0-0-0	0-0-0		NEUTRAL	0-0-0		0-0-0		0-0-0		
<hr/>											
4-2-0	0-0-0	0-0-0		NON-CONFERENCE	0-0-0		0-1-0		4-1-0		
2-2-0	0-0-0	0-0-0		HOME	0-0-0		0-1-0		2-1-0		
2-0-0	0-0-0	0-0-		AWAY	0-0-0		0-0-0		2-0-0		
0-0-0	0-0-0	0-0-0		NEUTRAL	0-0-0		0-0-0		0-0-0		
<hr/>											
7-4-0	0-0-0	0-0-0		CONFERENCE	0-1-0		2-0-0		5-3-0		
3-2-0	0-0-0	0-0-0		HOME	0-0-0		0-0-0		3-2-0		
4-2-0	0-0-0	0-0-0		AWAY	0-1-0		2-0-0		2-1-0		
0-0-0	0-0-0	0-0-0		NEUTRAL	0-0-0		0-0-0		0-0-0		
<hr/>											
RPI S	Opponent	Score	RPI S	Opponent	Score	RPI S	Opponent	Score	RPI S	Opponent	Score
						57 A	Kennesaw St.	0 3	102 H	Toledo	0 1
						109 A	Mercer	1 0			
						141 A	Belmont	1 0			
						162 H	East Tenn. St.	0 1			
						192 H	Murray St.	2 3			
						211 H	Jacksonville	3 4			
						217 A	Stetson	2 3			
						243 H	Gardner-Webb	2 0			
						247 H	Florida Int'l	3 2			
						250 A	North Fla.	1 0			
						292 A	Lipscomb	4 0			
						298 H	Campbell	2 0			
						300 H	S.C. Upstate	1 0			
						310 A	Howard	4 1			
						313 H	Alabama St.	10 0			
						314 A	Delaware St.	4 0			
						<hr/>					
			LAST 10 GAMES								
			217 A	Stetson	2 3	250 A	North Fla.	1 0			
			300 H	S.C. Upstate	1 0	211 H	Jacksonville	3 4			
			162 H	East Tenn. St.	0 1	243 H	Gardner-Webb	2 0			
			292 A	Lipscomb	4 0	298 H	Campbell	2 0			
			141 A	Belmont	1 0	57 A	Kennesaw St.	0 3			

Non-Div. I Games: St. Thomas (FL) 0 1

Fla. Gulf Coast

T
u
l
s
a

Tulsa				Through Games Of 2007 Final - 8-4																
Average RPI Win:		140	WON-LOST RECORD		WINNING PCT. RANK		LAST 10 GAMES		STRENGTH OF SCHEDULE		OPP. STRENGTH OF SCHEDULE		TEAM RPI		ADJ RPI		CONF. RPI		ADJ CONF. RPI	
DIV. I ONLY			3-14-2		.21053 290		1-8-1		61		126		209		.45366 205		10		10	
DIV. I NON-CONF.			2-7-1		.25 261		0-1-0		69		186		194		.46302 196		10		10	
TOTALS		RPI 1-25		RPI 26-50		W-L RECORDS		RPI 51-100		RPI 101-150		RPI 150+								
3-14-2		0-2-0		0-1-0		OVERALL		1-7-0		1-0-1		1-4-1								
2-4-2		0-1-0		0-0-0		HOME		0-2-0		1-0-1		1-1-1								
0-9-0		0-1-0		0-1-0		AWAY		0-5-0		0-0-0		0-2-0								
1-1-0		0-0-0		0-0-0		NEUTRAL		1-0-0		0-0-0		0-1-0								
2-7-1		0-1-0		0-0-0		NON-CONFERENCE		1-2-0		0-0-1		1-4-0								
1-2-1		0-0-0		0-0-0		HOME		0-1-0		0-0-1		1-1-0								
0-4-0		0-1-0		0-0-		AWAY		0-1-0		0-0-0		0-2-0								
1-1-0		0-0-0		0-0-0		NEUTRAL		1-0-0		0-0-0		0-1-0								
1-7-1		0-1-0		0-1-0		CONFERENCE		0-5-0		1-0-0		0-0-1								
1-2-1		0-1-0		0-0-0		HOME		0-1-0		1-0-0		0-0-1								
0-5-0		0-0-0		0-1-0		AWAY		0-4-0		0-0-0		0-0-0								
0-0-0		0-0-0		0-0-0		NEUTRAL		0-0-0		0-0-0		0-0-0								
RPI	S	Opponent		Score		RPI	S	Opponent		Score		RPI	S	Opponent		Score				
10	A	Texas A&M		0	3	35	A	Memphis		0	3	63	A	Colorado Col.		0	4			
20	H	UCF		0	4							82	N	Western Ky.		1	0			
												87	A	UTEP		1	2			
												90	A	UAB		0	2			
												95	A	SMU		0	1			
												98	H	New Mexico		0	2			
												99	A	Middle Tenn.		1	3			
												100	H	Rice		0	1			
														</						

T
u
l
s
a

Non-Div. I Games:

Tulsa

Average RPI Win:	258	WON-LOST RECORD	WINNING PCT. RANK	LAST 10 GAMES	STRENGTH OF SCHEDULE	OPP. STRENGTH OF SCHEDULE	TEAM RPI	ADJ RPI	CONF. RPI	ADJ CONF. RPI		
DIV. I ONLY	10-7-3	.575	112	5-5-0	280	270	205	.45353	206	30	30	
DIV. I NON-CONF.	5-2-2	.66667	71	0-0-0	276	231	186	.47362	184	30	30	
<hr/>												
TOTALS	RPI 1-25	RPI 26-50		W-L RECORDS	RPI 51-100		RPI 101-150		RPI 150+			
10-7-3	0-0-0	0-0-0		OVERALL	0-0-0		0-2-1		10-5-2			
8-0-3	0-0-0	0-0-0		HOME	0-0-0		0-0-1		8-0-2			
2-6-0	0-0-0	0-0-0		AWAY	0-0-0		0-2-0		2-4-0			
0-1-0	0-0-0	0-0-0		NEUTRAL	0-0-0		0-0-0		0-1-0			
<hr/>												
5-2-2	0-0-0	0-0-0		NON-CONFERENCE	0-0-0		0-1-1		5-1-1			
4-0-2	0-0-0	0-0-0		HOME	0-0-0		0-0-1		4-0-1			
1-2-0	0-0-0	0-0-		AWAY	0-0-0		0-1-0		1-1-0			
0-0-0	0-0-0	0-0-0		NEUTRAL	0-0-0		0-0-0		0-0-0			
<hr/>												
5-5-1	0-0-0	0-0-0		CONFERENCE	0-0-0		0-1-0		5-4-1			
4-0-1	0-0-0	0-0-0		HOME	0-0-0		0-0-0		4-0-1			
1-4-0	0-0-0	0-0-0		AWAY	0-0-0		0-1-0		1-3-0			
0-1-0	0-0-0	0-0-0		NEUTRAL	0-0-0		0-0-0		0-1-0			
<hr/>												
RPI	S	Opponent	Score	RPI	S	Opponent	Score	RPI	S	Opponent	Score	
								120	A	Stephen F. Austin	1	2
								130	A	Southern Miss.	0	1
								141	H	Belmont	1	1
								172	H	McNeese St.	1	0
								172	N	McNeese St.	0	1
								175	A	La.-Lafayette	1	2
								189	H	South Ala.	1	1
								191	A	Northwestern St.	2	0
								191	A	Northwestern St.	1	2
								218	H	UTSA	2	0
								252	H	Troy	1	0
								258	A	Central Ark.	0	1
								271	H	Arkansas St.	2	0
								277	H	Louisiana Tech	3	1
								278	A	Sam Houston St.	0	1
								281	H	Texas St.	0	0
								296	A	Southern U.	5	0
								299	H	Prairie View	2	1
								302	H	Nicholls St.	3	1
								305	H	Lamar	7	0
<hr/>												
LAST 10 GAMES												
172 N McNeese St.				0	1	172 H McNeese St.				1	0	
191 A Northwestern St.				2	0	305 H Lamar				7	0	
278 A Sam Houston St.				0	1	258 A Central Ark.				0	1	
120 A Stephen F. Austin				1	2	191 A Northwestern St.				1	2	
302 H Nicholls St.				3	1	218 H UTSA				2	0	

Non-Div. I Games:

Southeastern La.

Average RPI Win:	187	WON-LOST	WINNING	LAST 10	STRENGTH OF	OPP. STRENGTH	TEAM	ADJ	CONF.	ADJ CONF.	
Average RPI Loss:	145	RECORD	PCT. RANK	GAMES	SCHEDULE	OF SCHEDULE	RPI	RPI	RPI	RPI	
DIV. I ONLY	6-11-2	.36842	229	2-6-2	158	165	206	.45248	207	16	16
DIV. I NON-CONF.	4-8-0	.33333	242	0-3-0	130	146	202	.45619	203	15	15
<hr/>											
TOTALS	RPI 1-25	RPI 26-50		W-L RECORDS		RPI 51-100		RPI 101-150		RPI 150+	
6-11-2	0-0-0	0-1-0		OVERALL		1-3-2		0-2-0		5-5-0	
4-3-1	0-0-0	0-0-0		HOME		1-2-1		0-0-0		3-1-0	
2-8-1	0-0-0	0-1-0		AWAY		0-1-1		0-2-0		2-4-0	
0-0-0	0-0-0	0-0-0		NEUTRAL		0-0-0		0-0-0		0-0-0	
<hr/>											
4-8-0	0-0-0	0-1-0		NON-CONFERENCE		1-3-0		0-1-0		3-3-0	
2-3-0	0-0-0	0-0-0		HOME		1-2-0		0-0-0		1-1-0	
2-5-0	0-0-0	0-0-		AWAY		0-1-0		0-1-0		2-2-0	
0-0-0	0-0-0	0-0-0		NEUTRAL		0-0-0		0-0-0		0-0-0	
<hr/>											
2-3-2	0-0-0	0-0-0		CONFERENCE		0-0-2		0-1-0		2-2-0	
2-0-1	0-0-0	0-0-0		HOME		0-0-1		0-0-0		2-0-0	
0-3-1	0-0-0	0-0-0		AWAY		0-0-1		0-1-0		0-2-0	
0-0-0	0-0-0	0-0-0		NEUTRAL		0-0-0		0-0-0		0-0-0	
<hr/>											
RPI S	Opponent	Score	RPI S	Opponent	Score	RPI S	Opponent	Score	RPI S	Opponent	Score
			35 A	Memphis	0 2	66 H	Southeast Mo. St.	1 0	121 A	Evansville	0 1
						68 H	Western Ill.	0 1	148 A	Nebraska	1 2
						79 A	Kansas	0 1	171 A	UALR	2 1
						83 H	St. Louis	0 1	185 A	Arkansas	0 1
						91 H	Illinois St.	0 0	186 A	Drake	1 2
						97 A	Creighton	0 0	186 H	Drake	1 0
									192 A	Murray St.	4 0
									205 A	Tulsa	0 1
									219 H	Oral Roberts	0 1
									242 H	Western Mich.	2 0
									266 A	Indiana St.	0 2
									267 H	UNI	4 0
<hr/>											
			LAST 10 GAMES								
			186 A	Drake	1 2	121 A	Evansville	0 1			
			266 A	Indiana St.	0 2	68 H	Western Ill.	0 1			
			91 H	Illinois St.	0 0	97 A	Creighton	0 0			
			186 H	Drake	1 0	35 A	Memphis	0 2			
			267 H	UNI	4 0	219 H	Oral Roberts	0 1			

Non-Div. I Games:

Missouri St.

Average RPI Win: 229		WON-LOST	WINNING	LAST 10	STRENGTH OF		OPP. STRENGTH	TEAM	ADJ	CONF.	ADJ CONF.
Average RPI Loss: 150		RECORD	PCT. RANK	GAMES	SCHEDULE		OF SCHEDULE	RPI	RPI	RPI	RPI
DIV. I ONLY		8-10-0	.44444	190	4-6-0		205	215	204	.45218	208
DIV. I NON-CONF.		4-3-0	.57143	120	0-0-0		205	209	163	.49094	161
TOTALS		RPI 1-25	RPI 26-50		W-L RECORDS		RPI 51-100		RPI 101-150		RPI 150+
8-10-0	0-0-0	0-1-0		OVERALL		0-2-0		1-3-0		7-4-0	
4-3-0	0-0-0	0-0-0		HOME		0-0-0		0-1-0		4-2-0	
4-7-0	0-0-0	0-1-0		AWAY		0-2-0		1-2-0		3-2-0	
0-0-0	0-0-0	0-0-0		NEUTRAL		0-0-0		0-0-0		0-0-0	
4-3-0	0-0-0	0-1-0		NON-CONFERENCE		0-1-0		0-1-0		4-0-0	
2-1-0	0-0-0	0-0-0		HOME		0-0-0		0-1-0		2-0-0	
2-2-0	0-0-0	0-0-		AWAY		0-1-0		0-0-0		2-0-0	
0-0-0	0-0-0	0-0-0		NEUTRAL		0-0-0		0-0-0		0-0-0	
4-7-0	0-0-0	0-0-0		CONFERENCE		0-1-0		1-2-0		3-4-0	
2-2-0	0-0-0	0-0-0		HOME		0-0-0		0-0-0		2-2-0	
2-5-0	0-0-0	0-0-0		AWAY		0-1-0		1-2-0		1-2-0	
0-0-0	0-0-0	0-0-0		NEUTRAL		0-0-0		0-0-0		0-0-0	
RPI S	Opponent	Score		RPI S	Opponent	Score		RPI S	Opponent	Score	
				26 A	UNC Greensboro	0 2		85 A	Ball St.	0 1	
								91 A	Illinois St.	0 3	
								102 A	Toledo	0 2	
								119 H	Michigan St.	0 2	
								143 A	Bowling Green	2 1	
								147 A	Northern Ill.	2 3	
								197 H	Niagara	2 0	
								215 A	Eastern Mich.	2 1	
								215 A	Miami (Ohio)	2 3	
								230 H	Akron	3 1	
								232 A	Elon	4 0	
								233 H	Ohio	0 2	
								237 H	Kent St.	2 1	
								242 A	Western Mich.	0 1	
								244 H	Buffalo	0 1	
								272 H	Canisius	1 0	
								303 A	IPFW	8 1	
				LAST 10 GAMES							
				215 A	Eastern Mich.	2 1		230 H	Akron	3 1	
				242 A	Western Mich.	0 1		233 H	Ohio	0 2	
				147 A	Northern Ill.	2 3		102 A	Toledo	0 2	
				244 H	Buffalo	0 1		143 A	Bowling Green	2 1	
				237 H	Kent St.	2 1		215 A	Miami (Ohio)	2 3	

Non-Div. I Games:

Central Mich.

Average RPI Win: 247		WON-LOST RECORD	WINNING PCT. RANK		LAST 10 GAMES	STRENGTH OF SCHEDULE	OPP. STRENGTH OF SCHEDULE	TEAM RPI	ADJ RPI		CONF. RPI	ADJ CONF. RPI		
Average RPI Loss: 85														
DIV. I ONLY		5-13-1	.28947	264	2-8-0	132	124	216	.4516	209	7	7		
DIV. I NON-CONF.		3-4-1	.4375	191	0-0-0	198	246	209	.45372	207	7	7		
<hr/>														
TOTALS		RPI 1-25		RPI 26-50		W-L RECORDS		RPI 51-100		RPI 101-150		RPI 150+		
5-13-1		0-1-0		0-3-0		OVERALL		0-3-0		0-5-1		5-1-0		
2-5-1		0-0-0		0-3-0		HOME		0-1-0		0-0-1		2-1-0		
2-8-0		0-1-0		0-0-0		AWAY		0-2-0		0-5-0		2-0-0		
1-0-0		0-0-0		0-0-0		NEUTRAL		0-0-0		0-0-0		1-0-0		
3-4-1		0-0-0		0-0-0		NON-CONFERENCE		0-1-0		0-2-1		3-1-0		
1-1-1		0-0-0		0-0-0		HOME		0-0-0		0-0-1		1-1-0		
1-3-0		0-0-0		0-0-		AWAY		0-1-0		0-2-0		1-0-0		
1-0-0		0-0-0		0-0-0		NEUTRAL		0-0-0		0-0-0		1-0-0		
2-9-0		0-1-0		0-3-0		CONFERENCE		0-2-0		0-3-0		2-0-0		
1-4-0		0-0-0		0-3-0		HOME		0-1-0		0-0-0		1-0-0		
1-5-0		0-1-0		0-0-0		AWAY		0-1-0		0-3-0		1-0-0		
0-0-0		0-0-0		0-0-0		NEUTRAL		0-0-0		0-0-0		0-0-0		
RPI	S	Opponent	Score		RPI	S	Opponent	Score		RPI	S	Opponent	Score	
8	A	Notre Dame	0 4		28	H	Connecticut	1 2		66	A	Southeast Mo. St.	1 4	
					30	H	Louisville	0 1		70	H	Villanova	0 1	
					46	H	Georgetown	0 1		81	A	Rutgers	0 2	
							</							

Non-Div. I Games:

DePaul

Average RPI Win: 236		WON-LOST	WINNING	LAST 10	STRENGTH OF		OPP. STRENGTH	TEAM	ADJ	CONF.	ADJ CONF.
Average RPI Loss: 144		RECORD	PCT. RANK	GAMES	SCHEDULE		OF SCHEDULE	RPI	RPI	RPI	RPI
DIV. I ONLY		7-12-1	.375	227	3-6-1		152	213	210	.44962	211
DIV. I NON-CONF.		2-6-0	.25	261	0-0-0		111	123	213	.44962	213
TOTALS		RPI 1-25	RPI 26-50		W-L RECORDS		RPI 51-100		RPI 101-150		RPI 150+
7-12-1	0-1-0	0-0-0		OVERALL		0-2-0		0-4-1		7-5-0	
3-5-1	0-1-0	0-0-0		HOME		0-1-0		0-1-1		3-2-0	
4-5-0	0-0-0	0-0-0		AWAY		0-0-0		0-2-0		4-3-0	
0-2-0	0-0-0	0-0-0		NEUTRAL		0-1-0		0-1-0		0-0-0	
2-6-0	0-1-0	0-0-0		NON-CONFERENCE		0-1-0		0-2-0		2-2-0	
2-2-0	0-1-0	0-0-0		HOME		0-0-0		0-0-0		2-1-0	
0-3-0	0-0-0	0-0-0		AWAY		0-0-0		0-2-0		0-1-0	
0-1-0	0-0-0	0-0-0		NEUTRAL		0-1-0		0-0-0		0-0-0	
5-6-1	0-0-0	0-0-0		CONFERENCE		0-1-0		0-2-1		5-3-0	
1-3-1	0-0-0	0-0-0		HOME		0-1-0		0-1-1		1-1-0	
4-2-0	0-0-0	0-0-0		AWAY		0-0-0		0-0-0		4-2-0	
0-1-0	0-0-0	0-0-0		NEUTRAL		0-0-0		0-1-0		0-0-0	
RPI S	Opponent	Score		RPI S	Opponent	Score		RPI S	Opponent	Score	
25 H	Indiana	3	4					57 H	Kennesaw St.	0	1
								93 N	UNC Wilmington	0	4
								108 A	Wyoming	2	6
								109 H	Mercer	0	1
								123 A	Col. of Charleston	0	1
								141 H	Belmont	0	0
								141 N	Belmont	1	2
								153 H	Coastal Caro.	2	1
								162 A	East Tenn. St.	3	2
								176 H	Baylor	2	6
								184 A	Northern Colo.	1	2
								204 A	Fla. Gulf Coast	4	3
								217 H	Stetson	0	2
								243 A	Gardner-Webb	0	1
								245 H	Presbyterian	4	2
								250 A	North Fla.	1	2
								292 H	Lipscomb	3	2
								298 A	Campbell	4	0
								300 A	S.C. Upstate	2	0
LAST 10 GAMES											
	141 N	Belmont	1	2		298 A	Campbell	4	0		
	250 A	North Fla.	1	2		217 H	Stetson	0	2		
	292 H	Lipscomb	3	2		204 A	Fla. Gulf Coast	4	3		
	141 H	Belmont	0	0		57 H	Kennesaw St.	0	1		
	243 A	Gardner-Webb	0	1		109 H	Mercer	0	1		

Non-Div. I Games:

Jacksonville

Average RPI Win: 244		WON-LOST RECORD		WINNING PCT. RANK		LAST 10 GAMES		STRENGTH OF SCHEDULE		OPP. STRENGTH OF SCHEDULE		TEAM RPI		ADJ RPI		CONF. RPI		ADJ CONF. RPI	
DIV. I ONLY		4-10-1		.3 260		4-5-1		111		182		215		.44946 212		20		20	
DIV. I NON-CONF.		0-5-0		0 303		0-0-0		20		138		225		.44045 222		19		19	
TOTALS		RPI 1-25		RPI 26-50		W-L RECORDS		RPI 51-100		RPI 101-150		RPI 150+							
4-10-1		0-1-0		0-1-0		OVERALL		0-4-0		0-0-0		4-4-1							
3-2-0		0-0-0		0-1-0		HOME		0-1-0		0-0-0		3-0-0							
1-8-1		0-1-0		0-0-0		AWAY		0-3-0		0-0-0		1-4-1							
0-0-0		0-0-0		0-0-0		NEUTRAL		0-0-0		0-0-0		0-0-0							
0-5-0		0-1-0		0-0-0		NON-CONFERENCE		0-3-0		0-0-0		0-1-0							
0-0-0		0-0-0		0-0-0		HOME		0-0-0		0-0-0		0-0-0							
0-5-0		0-1-0		0-0-		AWAY		0-3-0		0-0-0		0-1-0							
0-0-0		0-0-0		0-0-0		NEUTRAL		0-0-0		0-0-0		0-0-0							
4-5-1		0-0-0		0-1-0		CONFERENCE		0-1-0		0-0-0		4-3-1							
3-2-0		0-0-0		0-1-0		HOME		0-1-0		0-0-0		3-0-0							
1-3-1		0-0-0		0-0-0		AWAY		0-0-0		0-0-0		1-3-1							
0-0-0		0-0-0		0-0-0		NEUTRAL		0-0-0		0-0-0		0-0-0							
RPI	S	Opponent		Score		RPI	S	Opponent		Score		RPI	S	Opponent		Score			
14	A	Purdue		0 3		43	H	Samford		0 4		52	A	Kentucky		0 1			
												66	H	Southeast Mo. St.		2 3			
												82	A	Western Ky.		0 2			
												91	A	Illinois St.		0 4			
												161	H	Eastern Ill.		2 0			
												167	A	Tenn.-Martin		1 3			
												167	A	Tenn.-Martin		0 2			
												192	A	Murray St.		0 2			
												215	A	Miami (Ohio)		1 5			
												268	H	Eastern Ky.		7 0			
												270	A	Tennessee Tech		0 0			
												273	A	Austin Peay		2 1			
												274	H	Jacksonville St.		1 0			
						LAST 10 GAMES													
						167 A Tenn.-Martin						274 H Jacksonville St.							
						270 A Tennessee Tech						167 A Tenn.-Martin							
						273 A Austin Peay						192 A Murray St.							
						268 H Eastern Ky.						161 H Eastern Ill.							
						43 H Samford						66 H Southeast Mo. St.							

Non-Div. I Games: Georgetown (KY) 2 0

Morehead St.

Average RPI Win: 231		WON-LOST RECORD		WINNING PCT. RANK		LAST 10 GAMES		STRENGTH OF SCHEDULE		OPP. STRENGTH OF SCHEDULE		TEAM RPI		ADJ RPI		CONF. RPI		ADJ CONF. RPI	
DIV. I ONLY		6-9-3		.41667 209		2-6-2		234		135		217		.44721 213		8		8	
DIV. I NON-CONF.		4-2-1		.64286 82		0-0-0		310		279		245		.41218 244		8		8	
TOTALS		RPI 1-25		RPI 26-50		W-L RECORDS		RPI 51-100		RPI 101-150		RPI 150+							
6-9-3		0-1-1		0-1-0		OVERALL		1-1-0		0-3-1		5-3-1							
5-2-1		0-0-1		0-0-0		HOME		1-1-0		0-1-0		4-0-0							
1-7-2		0-1-0		0-1-0		AWAY		0-0-0		0-2-1		1-3-1							
0-0-0		0-0-0		0-0-0		NEUTRAL		0-0-0		0-0-0		0-0-0							
4-2-1		0-0-0		0-0-0		NON-CONFERENCE		0-0-0		0-0-0		4-2-1							
3-0-0		0-0-0		0-0-0		HOME		0-0-0		0-0-0		3-0-0							
1-2-1		0-0-0		0-0-		AWAY		0-0-0		0-0-0		1-2-1							
0-0-0		0-0-0		0-0-0		NEUTRAL		0-0-0		0-0-0		0-0-0							
2-7-2		0-1-1		0-1-0		CONFERENCE		1-1-0		0-3-1		1-1-0							
2-2-1		0-0-1		0-0-0		HOME		1-1-0		0-1-0		1-0-0							
0-5-1		0-1-0		0-1-0		AWAY		0-0-0		0-2-1		0-1-0							
0-0-0		0-0-0		0-0-0		NEUTRAL		0-0-0		0-0-0		0-0-0							
RPI S	Opponent	Score		RPI S	Opponent	Score		RPI S	Opponent	Score		RPI S	Opponent	Score					
18 H	James Madison	1	1	27 A	William & Mary	0	3	59 H	VCU	0	2	107 H	Georgia St.	0	2				
21 A	Hofstra	0	1					93 H	UNC Wilmington	2	0	129 A	George Mason	0	4				
												139 A	Towson	1	1				
												140 A	Old Dominion	0	1				
												154 A	Delaware	0	1				
												196 H	Northeastern	1	0				
												202 A	Temple	1	2				
												203 H	Manhattan	1	0				
												257 A	Rider	0	0				
												269 A	St. Joseph's	0	1				
												291 H	UMBC	2	1				
												295 H	Wagner	1	0				
												308 A	NJIT	1	0				
LAST 10 GAMES																			
	154 A Delaware	0	1		129 A George Mason	0	4												
	196 H Northeastern	1	0		139 A Towson	1	1												
	21 A Hofstra	0	1		59 H VCU	0	2												
	93 H UNC Wilmington	2	0		18 H James Madison	1	1												
	107 H Georgia St.	0	2		140 A Old Dominion	0	1												

Non-Div. I Games:

Drexel

Average RPI Win:		143	WON-LOST	WINNING	LAST 10	STRENGTH OF		OPP. STRENGTH	TEAM	ADJ	CONF.	ADJ CONF.
Average RPI Loss:		74	RECORD	PCT. RANK	GAMES	SCHEDULE		OF SCHEDULE	RPI	RPI	RPI	RPI
DIV. I ONLY		2-13-3		.19444	292	2-7-1		82	69	213	.44701	214
DIV. I NON-CONF.		0-8-3		.13636	291	0-2-1		141	77	247	.4083	247
TOTALS		RPI 1-25		RPI 26-50		W-L RECORDS		RPI 51-100		RPI 101-150		RPI 150+
2-13-3		0-5-0		0-2-0		OVERALL		0-2-0		1-1-0		1-3-3
2-3-1		0-1-0		0-1-0		HOME		0-0-0		1-0-0		1-1-1
0-9-1		0-3-0		0-1-0		AWAY		0-2-0		0-1-0		0-2-1
0-1-1		0-1-0		0-0-0		NEUTRAL		0-0-0		0-0-0		0-0-1
0-8-3		0-3-0		0-1-0		NON-CONFERENCE		0-0-0		0-1-0		0-3-3
0-1-1		0-0-0		0-0-0		HOME		0-0-0		0-0-0		0-1-1
0-6-1		0-2-0		0-0-		AWAY		0-0-0		0-1-0		0-2-1
0-1-1		0-1-0		0-0-0		NEUTRAL		0-0-0		0-0-0		0-0-1
2-5-0		0-2-0		0-1-0		CONFERENCE		0-2-0		1-0-0		1-0-0
2-2-0		0-1-0		0-1-0		HOME		0-0-0		1-0-0		1-0-0
0-3-0		0-1-0		0-0-0		AWAY		0-2-0		0-0-0		0-0-0
0-0-0		0-0-0		0-0-0		NEUTRAL		0-0-0		0-0-0		0-0-0
RPI S	Opponent	Score	RPI S	Opponent	Score	RPI S	Opponent	Score	RPI S	Opponent	Score	
1 A	UCLA	0 3	29 A	Duke	0 4	56 A	Loyola Marymount	0 3	103 H	Gonzaga	3 0	
2 N	North Carolina	0 2	31 H	Santa Clara	0 1	74 A	Pepperdine	0 2	128 A	Fresno St.	0 1	
6 H	Portland	0 6							164 H	UC Irvine	0 1	
11 A	Stanford	1 3							182 N	Cal St. Northridge	0 0	
19 A	San Diego	0 3							183 H	St. Mary's (Cal.)	2 1	
									221 A	Nevada	0 2	
									226 A	UC Davis	1 3	
									260 H	Cal St. Bakersfield	0 0	
									276 A	San Jose St.	3 3	
LAST 10 GAMES												
19 A	San Diego	0 3	103 H	Gonzaga	3 0							
31 H	Santa Clara	0 1	183 H	St. Mary's (Cal.)	2 1							
56 A	Loyola Marymount	0 3	128 A	Fresno St.	0 1							
74 A	Pepperdine	0 2	164 H	UC Irvine	0 1							
6 H	Portland	0 6	260 H	Cal St. Bakersfield	0 0							

Non-Div. I Games:

San Francisco

Average RPI Win: 211		WON-LOST	WINNING	LAST 10	STRENGTH OF		OPP. STRENGTH	TEAM	ADJ	CONF.	ADJ CONF.
Average RPI Loss: 141		RECORD	PCT. RANK	GAMES	SCHEDULE		OF SCHEDULE	RPI	RPI	RPI	RPI
DIV. I ONLY		6-10-3	.39474	215	3-6-1		199	167	212	.44698	215
DIV. I NON-CONF.		2-3-2	.42857	199	0-0-0		237	93	217	.44877	214
TOTALS		RPI 1-25	RPI 26-50		W-L RECORDS		RPI 51-100		RPI 101-150		RPI 150+
6-10-3		0-0-0	0-0-0		OVERALL		0-3-0		1-4-0		5-3-3
4-4-1		0-0-0	0-0-0		HOME		0-1-0		1-2-0		3-1-1
2-6-2		0-0-0	0-0-0		AWAY		0-2-0		0-2-0		2-2-2
0-0-0		0-0-0	0-0-0		NEUTRAL		0-0-0		0-0-0		0-0-0
2-3-2		0-0-0	0-0-0		NON-CONFERENCE		0-1-0		0-2-0		2-0-2
1-0-1		0-0-0	0-0-0		HOME		0-0-0		0-0-0		1-0-1
1-3-1		0-0-0	0-0-		AWAY		0-1-0		0-2-0		1-0-1
0-0-0		0-0-0	0-0-0		NEUTRAL		0-0-0		0-0-0		0-0-0
4-7-1		0-0-0	0-0-0		CONFERENCE		0-2-0		1-2-0		3-3-1
3-4-0		0-0-0	0-0-0		HOME		0-1-0		1-2-0		2-1-0
1-3-1		0-0-0	0-0-0		AWAY		0-1-0		0-0-0		1-2-1
0-0-0		0-0-0	0-0-0		NEUTRAL		0-0-0		0-0-0		0-0-0
RPI S	Opponent	Score	RPI S	Opponent	Score	RPI S	Opponent	Score	RPI S	Opponent	Score
						85 A	Ball St.	0 1	101 A	St. John's (N.Y.)	1 2
						85 H	Ball St.	1 2	102 H	Toledo	0 1
						86 A	Columbia	0 2	125 A	Michigan	0 4
									143 H	Bowling Green	0 1
									147 H	Northern Ill.	2 0
									155 H	Butler	2 2
									168 A	Cincinnati	1 1
									208 H	Central Mich.	3 2
									210 A	Xavier	1 0
									212 H	Morehead St.	5 1
									215 H	Eastern Mich.	1 2
									230 A	Akron	0 0
									233 A	Ohio	1 3
									237 A	Kent St.	0 2
									242 H	Western Mich.	4 0
									244 A	Buffalo	2 1
LAST 10 GAMES											
						85 A	Ball St.	0 1	102 H	Toledo	0 1
						85 H	Ball St.	1 2	147 H	Northern Ill.	2 0
						244 A	Buffalo	2 1	242 H	Western Mich.	4 0
						237 A	Kent St.	0 2	233 A	Ohio	1 3
						143 H	Bowling Green	0 1	230 A	Akron	0 0

Non-Div. I Games:

Miami (Ohio)

Average RPI Win: 237		WON-LOST	WINNING	LAST 10	STRENGTH OF		OPP. STRENGTH	TEAM	ADJ	CONF.	ADJ CONF.
Average RPI Loss: 139		RECORD	PCT. RANK	GAMES	SCHEDULE		OF SCHEDULE	RPI	RPI	RPI	RPI
DIV. I ONLY		7-8-4	.47368	173	4-4-2		253	202	214	.44698	215
DIV. I NON-CONF.		2-3-2	.42857	199	0-0-0		300	208	264	.39902	259
TOTALS		RPI 1-25	RPI 26-50		W-L RECORDS		RPI 51-100		RPI 101-150		RPI 150+
7-8-4		0-0-0	0-0-0		OVERALL		0-1-0		1-5-0		6-2-4
3-2-3		0-0-0	0-0-0		HOME		0-0-0		0-0-0		3-2-3
4-6-1		0-0-0	0-0-0		AWAY		0-1-0		1-5-0		3-0-1
0-0-0		0-0-0	0-0-0		NEUTRAL		0-0-0		0-0-0		0-0-0
2-3-2		0-0-0	0-0-0		NON-CONFERENCE		0-0-0		0-2-0		2-1-2
1-1-1		0-0-0	0-0-0		HOME		0-0-0		0-0-0		1-1-1
1-2-1		0-0-0	0-0-		AWAY		0-0-0		0-2-0		1-0-1
0-0-0		0-0-0	0-0-0		NEUTRAL		0-0-0		0-0-0		0-0-0
5-5-2		0-0-0	0-0-0		CONFERENCE		0-1-0		1-3-0		4-1-2
2-1-2		0-0-0	0-0-0		HOME		0-0-0		0-0-0		2-1-2
3-4-0		0-0-0	0-0-0		AWAY		0-1-0		1-3-0		2-0-0
0-0-0		0-0-0	0-0-0		NEUTRAL		0-0-0		0-0-0		0-0-0
RPI S	Opponent	Score	RPI S	Opponent	Score	RPI S	Opponent	Score	RPI S	Opponent	Score
						85 A Ball St.		0 2	102 A Toledo		1 2
									119 A Michigan St.		0 2
									143 A Bowling Green		1 2
									143 A Bowling Green		2 0
									144 A UC Riverside		0 2
									147 A Northern Ill.		0 1
									161 H Eastern Ill.		1 3
									164 A UC Irvine		0 0
									208 H Central Mich.		1 2
									215 A Miami (Ohio)		2 1
									230 H Akron		0 0
									233 H Ohio		1 1
									237 H Kent St.		1 0
									242 A Western Mich.		1 0
									244 H Buffalo		7 1
									275 H Detroit		4 0
									286 H IUPUI		1 1
									303 A IPFW		3 1
LAST 10 GAMES											
						143 A Bowling Green		1 2	244 H Buffalo		7 1
						208 H Central Mich.		1 2	233 H Ohio		1 1
						147 A Northern Ill.		0 1	230 H Akron		0 0
						242 A Western Mich.		1 0	143 A Bowling Green		2 0
						237 H Kent St.		1 0	102 A Toledo		1 2

Non-Div. I Games:

Eastern Mich.

Average RPI Win: 245		WON-LOST	WINNING	LAST 10	STRENGTH OF		OPP. STRENGTH	TEAM	ADJ	CONF.	ADJ CONF.
Average RPI Loss: 162		RECORD	PCT. RANK	GAMES	SCHEDULE		OF SCHEDULE	RPI	RPI	RPI	RPI
DIV. I ONLY		8-10-1	.44737	187	6-4-0		211	253	211	.44568	217
DIV. I NON-CONF.		2-4-1	.35714	231	0-0-0		193	230	230	.43474	229
TOTALS		RPI 1-25	RPI 26-50		W-L RECORDS		RPI 51-100		RPI 101-150		RPI 150+
8-10-1	0-0-0	0-1-0		OVERALL		0-1-0		1-1-0		7-7-1	
4-3-0	0-0-0	0-0-0		HOME		0-0-0		0-0-0		4-3-0	
3-4-0	0-0-0	0-1-0		AWAY		0-1-0		1-1-0		2-1-0	
1-3-1	0-0-0	0-0-0		NEUTRAL		0-0-0		0-0-0		1-3-1	
2-4-1	0-0-0	0-1-0		NON-CONFERENCE		0-0-0		0-0-0		2-3-1	
1-0-0	0-0-0	0-0-0		HOME		0-0-0		0-0-0		1-0-0	
0-2-0	0-0-0	0-0-		AWAY		0-0-0		0-0-0		0-1-0	
1-2-1	0-0-0	0-0-0		NEUTRAL		0-0-0		0-0-0		1-2-1	
6-6-0	0-0-0	0-0-0		CONFERENCE		0-1-0		1-1-0		5-4-0	
3-3-0	0-0-0	0-0-0		HOME		0-0-0		0-0-0		3-3-0	
3-2-0	0-0-0	0-0-0		AWAY		0-1-0		1-1-0		2-0-0	
0-1-0	0-0-0	0-0-0		NEUTRAL		0-0-0		0-0-0		0-1-0	
RPI S	Opponent	Score	RPI S	Opponent	Score	RPI S	Opponent	Score	RPI S	Opponent	Score
			47 A	Miami (Fla.)	1 2	57 A	Kennesaw St.	2 5	109 A	Mercer	1 2
									141 A	Belmont	2 1
									153 N	Coastal Caro.	1 1
									162 H	East Tenn. St.	2 3
									162 N	East Tenn. St.	1 2
									163 N	Western Caro.	0 2
									176 N	Baylor	1 3
									204 H	Fla. Gulf Coast	3 2
									211 A	Jacksonville	2 0
									243 H	Gardner-Webb	1 2
									245 H	Presbyterian	3 2
									247 A	Florida Int'l	1 2
									250 H	North Fla.	0 1
									270 N	Tennessee Tech	3 0
									292 A	Lipscomb	1 0
									298 H	Campbell	4 1
									300 H	S.C. Upstate	4 0
LAST 10 GAMES											
			162 N	East Tenn. St.	1 2	292 A	Lipscomb	1 0			
			204 H	Fla. Gulf Coast	3 2	211 A	Jacksonville	2 0			
			162 H	East Tenn. St.	2 3	250 H	North Fla.	0 1			
			300 H	S.C. Upstate	4 0	298 H	Campbell	4 1			
			141 A	Belmont	2 1	243 H	Gardner-Webb	1 2			

Non-Div. I Games:

Stetson

U
T
S
A

Through Games Of 2007 Final - 8-4												
UTSA			WON-LOST		WINNING	LAST 10	STRENGTH OF		OPP. STRENGTH	TEAM	ADJ	CONF.
Average RPI Win: 271			RECORD		PCT. RANK	GAMES	SCHEDULE		OF SCHEDULE	RPI	RPI	RPI
Average RPI Loss: 142												ADJ CONF.
												RPI
DIV. I ONLY			9-9-2	.5	155	6-3-1	273	230	218	.4456	218	30
DIV. I NON-CONF.			2-6-1	.27778	256	0-0-0	252	139	267	.39389	267	30
TOTALS		RPI 1-25	RPI 26-50		W-L RECORDS		RPI 51-100		RPI 101-150		RPI 150+	
9-9-2	0-1-0		0-0-0	OVERALL	0-1-0	0-3-1	9-4-1					
2-3-2	0-0-0		0-0-0	HOME	0-0-0	0-0-1	2-3-1					
6-5-0	0-1-0		0-0-0	AWAY	0-1-0	0-2-0	6-1-0					
1-1-0	0-0-0		0-0-0	NEUTRAL	0-0-0	0-1-0	1-0-0					
2-6-1	0-1-0		0-0-0	NON-CONFERENCE	0-1-0	0-2-0	2-2-1					
0-2-1	0-0-0		0-0-0	HOME	0-0-0	0-0-0	0-2-1					
2-4-0	0-1-0		0-0-	AWAY	0-1-0	0-2-0	2-0-0					
0-0-0	0-0-0		0-0-0	NEUTRAL	0-0-0	0-0-0	0-0-0					
7-3-1	0-0-0		0-0-0	CONFERENCE	0-0-0	0-1-1	7-2-0					
2-1-1	0-0-0		0-0-0	HOME	0-0-0	0-0-1	2-1-0					
4-1-0	0-0-0		0-0-0	AWAY	0-0-0	0-0-0	4-1-0					
1-1-0	0-0-0		0-0-0	NEUTRAL	0-0-0	0-1-0	1-0-0					
RPI S	Opponent	Score	RPI S	Opponent	Score	RPI S	Opponent	Score	RPI S	Opponent	Score	
17 A	Texas	0 6				95 A	SMU	1 2	112 A	Texas Tech	1 4	
									120 H	Stephen F. Austin	0 0	
									120 N	Stephen F. Austin	0 1	
									142 A	TCU	0 1	
									154 H	Delaware	0 2	
									172 H	McNeese St.	1 4	
									176 H	Baylor	2 2	
									191 A	Northwestern St.	1 0	
									206 A	Southeastern La.	0 2	
									241 A	Houston	3 1	
									258 A	Central Ark.	2 0	
									262 H	Iona	1 5	
									278 H	Sam Houston St.	3 0	
									278 N	Sam Houston St.	1 0	
									281 A	Texas St.	3 1	
									302 A	Nicholls St.	5 1	
									304 A	Texas Southern	7 0	
									305 H	Lamar	2 0	
LAST 10 GAMES												
			120 N	Stephen F. Austin	0 1	258 A	Central Ark.	2 0				
			278 N	Sam Houston St.	1 0	281 A	Texas St.	3 1				
			172 H	McNeese St.	1 4	278 H	Sam Houston St.	3 0				
			305 H	Lamar	2 0	120 H	Stephen F. Austin	0 0				
			191 A	Northwestern St.	1 0	206 A	Southeastern La.	0 2				

U
T
S
A

Non-Div. I Games:

UTSA

Average RPI Win: 232		WON-LOST	WINNING	LAST 10	STRENGTH OF		OPP. STRENGTH	TEAM	ADJ	CONF.	ADJ CONF.
Average RPI Loss: 120		RECORD	PCT. RANK	GAMES	SCHEDULE		OF SCHEDULE	RPI	RPI	RPI	RPI
DIV. I ONLY		6-9-3	.41667	209	2-5-2		223	188	220	.44424	219
DIV. I NON-CONF.		4-5-0	.44444	186	0-1-0		234	106	212	.45004	212
TOTALS		RPI 1-25	RPI 26-50		W-L RECORDS		RPI 51-100		RPI 101-150		RPI 150+
6-9-3	0-0-0	0-1-0		OVERALL		0-2-0		0-3-0		6-3-3	
4-4-1	0-0-0	0-0-0		HOME		0-1-0		0-1-0		4-2-1	
2-3-2	0-0-0	0-1-0		AWAY		0-0-0		0-2-0		2-0-2	
0-2-0	0-0-0	0-0-0		NEUTRAL		0-1-0		0-0-0		0-1-0	
4-5-0	0-0-0	0-1-0		NON-CONFERENCE		0-0-0		0-2-0		4-2-0	
3-2-0	0-0-0	0-0-0		HOME		0-0-0		0-1-0		3-1-0	
1-2-0	0-0-0	0-0-		AWAY		0-0-0		0-1-0		1-0-0	
0-1-0	0-0-0	0-0-0		NEUTRAL		0-0-0		0-0-0		0-1-0	
2-4-3	0-0-0	0-0-0		CONFERENCE		0-2-0		0-1-0		2-1-3	
1-2-1	0-0-0	0-0-0		HOME		0-1-0		0-0-0		1-1-1	
1-1-2	0-0-0	0-0-0		AWAY		0-0-0		0-1-0		1-0-2	
0-1-0	0-0-0	0-0-0		NEUTRAL		0-1-0		0-0-0		0-0-0	
RPI S	Opponent	Score	RPI S	Opponent	Score	RPI S	Opponent	Score	RPI S	Opponent	Score
			37 A	Oklahoma St.	0 3	68 H	Western Ill.	0 1	104 A	Oakland	1 2
						68 N	Western Ill.	1 2	115 A	Oklahoma	1 4
									120 H	Stephen F. Austin	1 5
									171 H	UALR	2 0
									174 H	South Dakota St.	0 1
									185 H	Arkansas	0 3
									205 H	Tulsa	1 0
									207 A	Missouri St.	1 0
									210 N	Xavier	1 5
									222 H	La.-Monroe	4 1
									224 H	North Dakota St.	0 0
									234 A	Southern Utah	2 2
									284 H	Centenary (La.)	1 0
									286 A	IUPUI	1 1
									303 A	IPFW	5 0
LAST 10 GAMES											
			68 N	Western Ill.	1 2	303 A	IPFW	5 0			
			68 H	Western Ill.	0 1	286 A	IUPUI	1 1			
			174 H	South Dakota St.	0 1	104 A	Oakland	1 2			
			224 H	North Dakota St.	0 0	284 H	Centenary (La.)	1 0			
			37 A	Oklahoma St.	0 3	207 A	Missouri St.	1 0			

Non-Div. I Games: Northeastern St. 1 0 Oklahoma City 1 0

Oral Roberts

Average RPI Win:	293	WON-LOST RECORD	WINNING PCT. RANK	LAST 10 GAMES	STRENGTH OF SCHEDULE	OPP. STRENGTH OF SCHEDULE	TEAM RPI	ADJ RPI	CONF. RPI	ADJ CONF. RPI							
Average RPI Loss:	160																
DIV. I ONLY	9-4-4	.64706	64	8-0-2	304	303	223	.44298	220	31	31						
DIV. I NON-CONF.	0-4-1	.1	295	0-0-0	299	148	303	.32377	300	32	32						
<hr/>																	
TOTALS	RPI 1-25	RPI 26-50		W-L RECORDS		RPI 51-100		RPI 101-150		RPI 150+							
9-4-4	0-0-0	0-0-0		OVERALL		0-0-0		0-3-0		9-1-4							
5-0-1	0-0-0	0-0-0		HOME		0-0-0		0-0-0		5-0-1							
4-3-2	0-0-0	0-0-0		AWAY		0-0-0		0-2-0		4-1-2							
0-1-1	0-0-0	0-0-0		NEUTRAL		0-0-0		0-1-0		0-0-1							
<hr/>																	
0-4-1	0-0-0	0-0-0		NON-CONFERENCE		0-0-0		0-3-0		0-1-1							
0-0-0	0-0-0	0-0-0		HOME		0-0-0		0-0-0		0-0-0							
0-3-1	0-0-0	0-0-		AWAY		0-0-0		0-2-0		0-1-1							
0-1-0	0-0-0	0-0-0		NEUTRAL		0-0-0		0-1-0		0-0-0							
<hr/>																	
9-0-3	0-0-0	0-0-0		CONFERENCE		0-0-0		0-0-0		9-0-3							
5-0-1	0-0-0	0-0-0		HOME		0-0-0		0-0-0		5-0-1							
4-0-1	0-0-0	0-0-0		AWAY		0-0-0		0-0-0		4-0-1							
0-0-1	0-0-0	0-0-0		NEUTRAL		0-0-0		0-0-0		0-0-1							
<hr/>																	
RPI S	Opponent	Score	RPI S	Opponent	Score	RPI S	Opponent	Score	RPI S	Opponent	Score						
						107 N Georgia St. 1 2											
						109 A Mercer 1 2											
						130 A Southern Miss. 2 4											
						187 A Alabama A&M 1 1											
						187 H Alabama A&M 1 1											
						238 H Mississippi Val. 1 0											
						238 N Mississippi Val. 2 2											
						261 A Grambling 3 0											
						292 A Lipscomb 0 1											
						296 A Southern U. 5 0											
						299 H Prairie View 5 1											
						302 A Nicholls St. 2 2											
						304 H Texas Southern 6 0											
						306 H Alcorn St. 8 0											
						311 A Ark.-Pine Bluff 6 0											
						311 H Ark.-Pine Bluff 9 0											
						313 A Alabama St. 8 0											
						<hr/>											
									LAST 10 GAMES								
									238 N Mississippi Val. 2 2			238 H Mississippi Val. 1 0					
			187 A Alabama A&M 1 1			261 A Grambling 3 0											
			313 A Alabama St. 8 0			311 A Ark.-Pine Bluff 6 0											
			296 A Southern U. 5 0			299 H Prairie View 5 1											
			306 H Alcorn St. 8 0			304 H Texas Southern 6 0											

Non-Div. I Games:

Jackson St.

Average RPI Win: 209		WON-LOST	WINNING	LAST 10	STRENGTH OF		OPP. STRENGTH	TEAM	ADJ	CONF.	ADJ CONF.
Average RPI Loss: 130		RECORD	PCT. RANK	GAMES	SCHEDULE		OF SCHEDULE	RPI	RPI	RPI	RPI
DIV. I ONLY		6-11-1	.36111	233	4-6-0		217	138	229	.4414	221
DIV. I NON-CONF.		4-5-1	.45	181	2-0-0		183	92	181	.47923	176
TOTALS		RPI 1-25	RPI 26-50		W-L RECORDS		RPI 51-100		RPI 101-150		RPI 150+
6-11-1	0-0-0	1-1-0		OVERALL		0-3-0		0-3-1		5-4-0	
3-4-1	0-0-0	1-0-0		HOME		0-1-0		0-1-1		2-2-0	
2-4-0	0-0-0	0-0-0		AWAY		0-1-0		0-1-0		2-2-0	
1-3-0	0-0-0	0-1-0		NEUTRAL		0-1-0		0-1-0		1-0-0	
4-5-1	0-0-0	1-1-0		NON-CONFERENCE		0-2-0		0-1-1		3-1-0	
2-2-1	0-0-0	1-0-0		HOME		0-1-0		0-0-1		1-1-0	
1-1-0	0-0-0	0-0-		AWAY		0-0-0		0-1-0		1-0-0	
1-2-0	0-0-0	0-1-0		NEUTRAL		0-1-0		0-0-0		1-0-0	
2-6-0	0-0-0	0-0-0		CONFERENCE		0-1-0		0-2-0		2-3-0	
1-2-0	0-0-0	0-0-0		HOME		0-0-0		0-1-0		1-1-0	
1-3-0	0-0-0	0-0-0		AWAY		0-1-0		0-0-0		1-2-0	
0-1-0	0-0-0	0-0-0		NEUTRAL		0-0-0		0-1-0		0-0-0	
RPI S	Opponent	Score	RPI S	Opponent	Score	RPI S	Opponent	Score	RPI S	Opponent	Score
			44 N	Washington St.	0 1	58 A	Hawaii	0 3	105 A	Arizona	1 2
			49 H	UNLV	3 0	65 N	Iowa St.	1 2	128 H	Fresno St.	1 3
						73 H	Oregon	0 1	128 N	Fresno St.	0 1
									131 H	Sacramento St.	3 3
									165 A	Boise St.	2 3
									190 H	Utah St.	0 2
									195 H	Portland St.	1 2
									214 H	San Francisco	2 0
									226 A	UC Davis	4 1
									239 N	Northern Ariz.	3 0
									248 A	Idaho	2 1
									276 A	San Jose St.	1 2
									277 H	Louisiana Tech	4 1
LAST 10 GAMES											
			128 N	Fresno St.	0 1	190 H	Utah St.	0 2			
			128 H	Fresno St.	1 3	276 A	San Jose St.	1 2			
			165 A	Boise St.	2 3	58 A	Hawaii	0 3			
			248 A	Idaho	2 1	239 N	Northern Ariz.	3 0			
			277 H	Louisiana Tech	4 1	49 H	UNLV	3 0			

Non-Div. I Games:

Nevada

Average RPI Win: 244		WON-LOST	WINNING	LAST 10	STRENGTH OF		OPP. STRENGTH	TEAM	ADJ	CONF.	ADJ CONF.
Average RPI Loss: 150		RECORD	PCT. RANK	GAMES	SCHEDULE		OF SCHEDULE	RPI	RPI	RPI	RPI
DIV. I ONLY		8-11-1	.425	196	4-5-1		218	233	219	.44133	222
DIV. I NON-CONF.		4-5-0	.44444	186	0-0-0		251	286	241	.41622	242
TOTALS		RPI 1-25	RPI 26-50		W-L RECORDS		RPI 51-100		RPI 101-150		RPI 150+
8-11-1	0-0-0	0-1-0		OVERALL		1-4-0		0-0-0		7-6-1	
4-5-0	0-0-0	0-0-0		HOME		0-2-0		0-0-0		4-3-0	
4-6-1	0-0-0	0-1-0		AWAY		1-2-0		0-0-0		3-3-1	
0-0-0	0-0-0	0-0-0		NEUTRAL		0-0-0		0-0-0		0-0-0	
4-5-0	0-0-0	0-1-0		NON-CONFERENCE		0-0-0		0-0-0		4-4-0	
2-2-0	0-0-0	0-0-0		HOME		0-0-0		0-0-0		2-2-0	
2-3-0	0-0-0	0-0-		AWAY		0-0-0		0-0-0		2-2-0	
0-0-0	0-0-0	0-0-0		NEUTRAL		0-0-0		0-0-0		0-0-0	
4-6-1	0-0-0	0-0-0		CONFERENCE		1-4-0		0-0-0		3-2-1	
2-3-0	0-0-0	0-0-0		HOME		0-2-0		0-0-0		2-1-0	
2-3-1	0-0-0	0-0-0		AWAY		1-2-0		0-0-0		1-1-1	
0-0-0	0-0-0	0-0-0		NEUTRAL		0-0-0		0-0-0		0-0-0	
RPI S	Opponent	Score	RPI S	Opponent	Score	RPI S	Opponent	Score	RPI S	Opponent	Score
			37 A	Oklahoma St.	0 7	72 A	Denver	0 1	171 H	UALR	0 1
						82 H	Western Ky.	1 2	175 H	La.-Lafayette	3 1
						92 A	North Texas	0 7	189 A	South Ala.	0 1
						96 A	Fla. Atlantic	1 0	191 H	Northwestern St.	1 5
						99 H	Middle Tenn.	0 1	219 A	Oral Roberts	1 4
									238 H	Mississippi Val.	0 1
									247 A	Florida Int'l	0 0
									252 A	Troy	2 1
									261 A	Grambling	1 2
									271 H	Arkansas St.	5 1
									277 H	Louisiana Tech	2 1
									284 H	Centenary (La.)	2 0
									296 A	Southern U.	2 0
									302 A	Nicholls St.	2 0
LAST 10 GAMES											
			175 H	La.-Lafayette	3 1	96 A	Fla. Atlantic	1 0			
			189 A	South Ala.	0 1	247 A	Florida Int'l	0 0			
			252 A	Troy	2 1	171 H	UALR	0 1			
			99 H	Middle Tenn.	0 1	271 H	Arkansas St.	5 1			
			82 H	Western Ky.	1 2	72 A	Denver	0 1			

Non-Div. I Games:

La.-Monroe

Average RPI Win: 239		WON-LOST	WINNING	LAST 10	STRENGTH OF		OPP. STRENGTH	TEAM	ADJ	CONF.	ADJ CONF.
Average RPI Loss: 158		RECORD	PCT. RANK	GAMES	SCHEDULE		OF SCHEDULE	RPI	RPI	RPI	RPI
DIV. I ONLY		9-8-0	.52941	136	6-4-0		299	173	227	.43915	223
DIV. I NON-CONF.		6-4-0	.6	102	3-0-0		305	167	232	.43521	228
TOTALS		RPI 1-25	RPI 26-50		W-L RECORDS		RPI 51-100		RPI 101-150		RPI 150+
9-8-0	0-0-0	0-0-0		OVERALL		0-1-0		0-3-0		9-4-0	
5-2-0	0-0-0	0-0-0		HOME		0-0-0		0-2-0		5-0-0	
3-5-0	0-0-0	0-0-0		AWAY		0-1-0		0-1-0		3-3-0	
1-1-0	0-0-0	0-0-0		NEUTRAL		0-0-0		0-0-0		1-1-0	
6-4-0	0-0-0	0-0-0		NON-CONFERENCE		0-1-0		0-1-0		6-2-0	
3-1-0	0-0-0	0-0-0		HOME		0-0-0		0-1-0		3-0-0	
2-2-0	0-0-0	0-0-0		AWAY		0-1-0		0-0-0		2-1-0	
1-1-0	0-0-0	0-0-0		NEUTRAL		0-0-0		0-0-0		1-1-0	
3-4-0	0-0-0	0-0-0		CONFERENCE		0-0-0		0-2-0		3-2-0	
2-1-0	0-0-0	0-0-0		HOME		0-0-0		0-1-0		2-0-0	
1-3-0	0-0-0	0-0-0		AWAY		0-0-0		0-1-0		1-2-0	
0-0-0	0-0-0	0-0-0		NEUTRAL		0-0-0		0-0-0		0-0-0	
RPI S	Opponent	Score	RPI S	Opponent	Score	RPI S	Opponent	Score	RPI S	Opponent	Score
						88 A	Washington	1 2	103 H	Gonzaga	0 2
									131 H	Sacramento St.	0 4
									150 A	Weber St.	0 1
									157 H	Idaho St.	1 0
									165 A	Boise St.	1 3
									184 A	Northern Colo.	1 3
									190 H	Utah St.	2 1
									195 H	Portland St.	2 1
									202 N	Temple	2 3
									236 A	Montana	2 0
									239 A	Northern Ariz.	2 3
									248 A	Idaho	2 1
									260 H	Cal St. Bakersfield	1 0
									276 A	San Jose St.	3 2
									283 H	Utah Valley	3 0
									305 N	Lamar	5 0
LAST 10 GAMES											
						283 H	Utah Valley	3 0	195 H	Portland St.	2 1
						236 A	Montana	2 0	239 A	Northern Ariz.	2 3
						150 A	Weber St.	0 1	184 A	Northern Colo.	1 3
						157 H	Idaho St.	1 0	248 A	Idaho	2 1
						131 H	Sacramento St.	0 4	276 A	San Jose St.	3 2

Non-Div. I Games:

Eastern Wash.

Average RPI Win:	255	WON-LOST	WINNING	LAST 10	STRENGTH OF	OPP. STRENGTH	TEAM	ADJ	CONF.	ADJ CONF.	
Average RPI Loss:	165	RECORD	PCT. RANK	GAMES	SCHEDULE	OF SCHEDULE	RPI	RPI	RPI	RPI	
DIV. I ONLY	9-7-1	.55882	118	6-3-1	300	238	226	.43812	224	24	23
DIV. I NON-CONF.	6-3-0	.66667	71	3-0-0	303	223	207	.45148	210	26	26
<hr/>											
TOTALS	RPI 1-25	RPI 26-50		W-L RECORDS	RPI 51-100		RPI 101-150		RPI 150+		
9-7-1	0-0-0	0-0-0		OVERALL	1-2-0		0-1-0		8-4-1		
6-2-0	0-0-0	0-0-0		HOME	1-1-0		0-1-0		5-0-0		
2-3-1	0-0-0	0-0-0		AWAY	0-0-0		0-0-0		2-3-1		
1-2-0	0-0-0	0-0-0		NEUTRAL	0-1-0		0-0-0		1-1-0		
<hr/>											
6-3-0	0-0-0	0-0-0		NON-CONFERENCE	1-1-0		0-0-0		5-2-0		
4-0-0	0-0-0	0-0-0		HOME	1-0-0		0-0-0		3-0-0		
1-1-0	0-0-0	0-0-		AWAY	0-0-0		0-0-0		1-1-0		
1-2-0	0-0-0	0-0-0		NEUTRAL	0-1-0		0-0-0		1-1-0		
<hr/>											
3-4-1	0-0-0	0-0-0		CONFERENCE	0-1-0		0-1-0		3-2-1		
2-2-0	0-0-0	0-0-0		HOME	0-1-0		0-1-0		2-0-0		
1-2-1	0-0-0	0-0-0		AWAY	0-0-0		0-0-0		1-2-1		
0-0-0	0-0-0	0-0-0		NEUTRAL	0-0-0		0-0-0		0-0-0		
<hr/>											
RPI S	Opponent	Score	RPI S	Opponent	Score	RPI S	Opponent	Score	RPI S	Opponent	Score
						68 H	Western Ill.	1 2	104 H	Oakland	1 2
						97 H	Creighton	3 2	174 A	South Dakota St.	1 2
						98 N	New Mexico	1 2	184 N	Northern Colo.	2 0
									219 A	Oral Roberts	0 0
									228 A	Air Force	1 5
									234 A	Southern Utah	1 2
									248 N	Idaho	0 1
									267 H	UNI	2 1
									283 H	Utah Valley	1 0
									284 A	Centenary (La.)	3 0
									286 H	IUPUI	3 1
									287 A	Green Bay	1 0
									303 H	IPFW	3 0
									308 H	NJIT	3 1
						<hr/>					
LAST 10 GAMES											
			234 A	Southern Utah	1 2	308 H	NJIT	3 1			
			284 A	Centenary (La.)	3 0	283 H	Utah Valley	1 0			
			219 A	Oral Roberts	0 0	303 H	IPFW	3 0			
			68 H	Western Ill.	1 2	286 H	IUPUI	3 1			
			174 A	South Dakota St.	1 2	184 N	Northern Colo.	2 0			

Non-Div. I Games: Bemidji St. 1 0 Mary 2 1

North Dakota St.

Average RPI Win:	256	WON-LOST RECORD	WINNING PCT. RANK	LAST 10 GAMES	STRENGTH OF SCHEDULE	OPP. STRENGTH OF SCHEDULE	TEAM RPI	ADJ RPI	CONF. RPI	ADJ CONF. RPI					
DIV. I ONLY	9-9-1	.5	155	5-5-0	260	278	221	.438	225	29	29				
DIV. I NON-CONF.	4-4-1	.5	149	0-0-0	247	249	221	.44259	220	28	28				
<hr/>															
TOTALS	RPI 1-25	RPI 26-50		W-L RECORDS		RPI 51-100		RPI 101-150		RPI 150+					
9-9-1	0-0-0	0-0-0		OVERALL		0-3-0		1-0-0		8-6-1					
4-4-0	0-0-0	0-0-0		HOME		0-1-0		0-0-0		4-3-0					
4-5-1	0-0-0	0-0-0		AWAY		0-2-0		1-0-0		3-3-1					
1-0-0	0-0-0	0-0-0		NEUTRAL		0-0-0		0-0-0		1-0-0					
<hr/>															
4-4-1	0-0-0	0-0-0		NON-CONFERENCE		0-3-0		1-0-0		3-1-1					
2-2-0	0-0-0	0-0-0		HOME		0-1-0		0-0-0		2-1-0					
1-2-1	0-0-0	0-0-		AWAY		0-2-0		1-0-0		0-0-1					
1-0-0	0-0-0	0-0-0		NEUTRAL		0-0-0		0-0-0		1-0-0					
<hr/>															
5-5-0	0-0-0	0-0-0		CONFERENCE		0-0-0		0-0-0		5-5-0					
2-2-0	0-0-0	0-0-0		HOME		0-0-0		0-0-0		2-2-0					
3-3-0	0-0-0	0-0-0		AWAY		0-0-0		0-0-0		3-3-0					
0-0-0	0-0-0	0-0-0		NEUTRAL		0-0-0		0-0-0		0-0-0					
<hr/>															
RPI	S	Opponent	Score	RPI	S	Opponent	Score	RPI	S	Opponent	Score				
				81		A	Rutgers	0	3	127		A	American	1	0
				86		H	Columbia	0	2	179		A	Monmouth	0	1
				98		A	New Mexico	0	2	179		A	Monmouth	1	2
										181		A	Central Conn. St.	1	2
										235		H	Fairleigh Dickinson	2	0
										249		H	Siena	1	0
										251		H	Sacred Heart	0	1
										255		H	St. Francis (Pa.)	0	1
										259		A	Quinnipiac	1	0
										263		H	Robert Morris	1	0
										282		A	Mt. St. Mary's	1	0
										283		N	Utah Valley	3	2
										288		A	Binghamton	0	0
										293		H	Lafayette	1	2
										295		A	Wagner	2	0
										308		H	NJIT	1	0
<hr/>															
				LAST 10 GAMES											
179				A	Monmouth	0	1	251		H	Sacred Heart	0	1		
255				H	St. Francis (Pa.)	0	1	235		H	Fairleigh Dickinson	2	0		
263				H	Robert Morris	1	0	295		A	Wagner	2	0		
259				A	Quinnipiac	1	0	282		A	Mt. St. Mary's	1	0		
181				A	Central Conn. St.	1	2	179		A	Monmouth	1	2		

Non-Div. I Games:

Long Island

Average RPI Win:		195	WON-LOST RECORD		WINNING PCT. RANK		LAST 10 GAMES		STRENGTH OF SCHEDULE		OPP. STRENGTH OF SCHEDULE		TEAM RPI		ADJ RPI		CONF. RPI		ADJ CONF. RPI	
Average RPI Loss:		125																		
DIV. I ONLY			6-12-0		.33333 241		2-8-0		189		125		222		.4379 226		12		12	
DIV. I NON-CONF.			5-5-0		.5 149		1-2-0		190		149		171		.47987 175		12		12	
TOTALS		RPI 1-25		RPI 26-50		W-L RECORDS		RPI 51-100		RPI 101-150		RPI 150+								
6-12-0		0-2-0		0-0-0		OVERALL		0-2-0		2-3-0		4-5-0								
5-6-0		0-0-0		0-0-0		HOME		0-2-0		2-0-0		3-4-0								
1-5-0		0-1-0		0-0-0		AWAY		0-0-0		0-3-0		1-1-0								
0-1-0		0-1-0		0-0-0		NEUTRAL		0-0-0		0-0-0		0-0-0								
5-5-0		0-2-0		0-0-0		NON-CONFERENCE		0-0-0		2-0-0		3-3-0								
4-2-0		0-0-0		0-0-0		HOME		0-0-0		2-0-0		2-2-0								
1-2-0		0-1-0		0-0-		AWAY		0-0-0		0-0-0		1-1-0								
0-1-0		0-1-0		0-0-0		NEUTRAL		0-0-0		0-0-0		0-0-0								
1-7-0		0-0-0		0-0-0		CONFERENCE		0-2-0		0-3-0		1-2-0								
1-4-0		0-0-0		0-0-0		HOME		0-2-0		0-0-0		1-2-0								
0-3-0		0-0-0		0-0-0		AWAY		0-0-0		0-3-0		0-0-0								
0-0-0		0-0-0		0-0-0		NEUTRAL		0-0-0		0-0-0		0-0-0								
RPI	S	Opponent		Score		RPI	S	Opponent		Score		RPI	S	Opponent		Score				
20	A	UCF		0	3					60	H	Cal St. Fullerton	0	2	128	H	Fresno St.	1	0	
22	N	South Carolina		1	2					61	H	Long Beach St.	0	1	131	H	Sacramento St.	3	2	
															135	A	Cal Poly	0	1	
															144	A	UC Riverside	1	2	
															145	A	UC Santa Barbara	0	1	
															152	H	Pacific	0	2	
															164	H	UC Irvine	1	2	
															182	H	Cal St. Northridge	2	1	
															183	H	St. Mary's (Cal.)	0	1	
															195	A	Portland St.	1	2	
															214	H	San Francisco	3	1	
															221	H	Nevada	1	4	
															237	H	Kent St.	1	0	
															276	A	San Jose St.	1	0	
LAST 10 GAMES																				
						152	H	Pacific	0	2			144	A	UC Riverside	1	2			
						145	A	UC Santa Barbara	0	1			183	H	St. Mary's (Cal.)	0	1			
						135	A	Cal Poly	0	1			61	H	Long Beach St.	0	1			
						164	H	UC Irvine	1	2			182	H	Cal St. Northridge	2	1			
						276	A	San Jose St.	1	0			221	H	Nevada	1	4			

Non-Div. I Games:

UC Davis

Average RPI Win: 243		WON-LOST	WINNING	LAST 10	STRENGTH OF		OPP. STRENGTH	TEAM	ADJ	CONF.	ADJ CONF.
Average RPI Loss: 117		RECORD	PCT. RANK	GAMES	SCHEDULE		OF SCHEDULE	RPI	RPI	RPI	RPI
DIV. I ONLY		4-12-0	.25	275	1-9-0		114	175	232	.43784	227
DIV. I NON-CONF.		4-5-0	.44444	186	1-2-0		119	265	174	.47878	178
TOTALS		RPI 1-25	RPI 26-50		W-L RECORDS		RPI 51-100		RPI 101-150		RPI 150+
4-12-0	0-1-0	0-0-0		OVERALL		0-4-0		0-3-0		4-4-0	
4-4-0	0-0-0	0-0-0		HOME		0-2-0		0-0-0		4-2-0	
0-8-0	0-1-0	0-0-0		AWAY		0-2-0		0-3-0		0-2-0	
0-0-0	0-0-0	0-0-0		NEUTRAL		0-0-0		0-0-0		0-0-0	
4-5-0	0-1-0	0-0-0		NON-CONFERENCE		0-0-0		0-2-0		4-2-0	
4-1-0	0-0-0	0-0-0		HOME		0-0-0		0-0-0		4-1-0	
0-4-0	0-1-0	0-0-		AWAY		0-0-0		0-2-0		0-1-0	
0-0-0	0-0-0	0-0-0		NEUTRAL		0-0-0		0-0-0		0-0-0	
0-7-0	0-0-0	0-0-0		CONFERENCE		0-4-0		0-1-0		0-2-0	
0-3-0	0-0-0	0-0-0		HOME		0-2-0		0-0-0		0-1-0	
0-4-0	0-0-0	0-0-0		AWAY		0-2-0		0-1-0		0-1-0	
0-0-0	0-0-0	0-0-0		NEUTRAL		0-0-0		0-0-0		0-0-0	
RPI S	Opponent	Score		RPI S	Opponent	Score		RPI S	Opponent	Score	
21 A	Hofstra	1	5					54 A	Yale	0	5
								55 A	Penn	0	1
								86 H	Columbia	1	2
								89 H	Harvard	0	1
								101 A	St. John's (N.Y.)	0	4
								110 A	Princeton	0	1
								138 A	Bucknell	0	1
								151 A	Dartmouth	1	3
								158 H	Brown	0	4
								173 H	Colgate	0	3
								197 H	Niagara	2	1
								231 H	Hartford	1	0
								249 H	Siena	3	0
								265 A	St. Bonaventure	2	4
								293 H	Lafayette	3	2
LAST 10 GAMES											
86 H	Columbia	1	2	89 H	Harvard	0	1	173 H	Colgate	0	3
151 A	Dartmouth	1	3	55 A	Penn	0	1	138 A	Bucknell	0	1
110 A	Princeton	0	1	197 H	Niagara	2	1				
158 H	Brown	0	4								
54 A	Yale	0	5								

Non-Div. I Games:

Cornell

Average RPI Win: 150		WON-LOST	WINNING	LAST 10	STRENGTH OF		OPP. STRENGTH	TEAM	ADJ	CONF.	ADJ CONF.
Average RPI Loss: 120		RECORD	PCT. RANK	GAMES	SCHEDULE		OF SCHEDULE	RPI	RPI	RPI	RPI
DIV. I ONLY		2-14-2	.16667	297	1-9-0		54	181	230	.43753	228
DIV. I NON-CONF.		2-7-2	.27273	259	1-2-0		61	255	193	.45993	198
TOTALS		RPI 1-25	RPI 26-50		W-L RECORDS		RPI 51-100		RPI 101-150		RPI 150+
2-14-2	0-0-0	0-2-0		OVERALL		1-4-0		0-3-0		1-5-2	
2-5-1	0-0-0	0-1-0		HOME		1-0-0		0-2-0		1-2-1	
0-6-0	0-0-0	0-1-0		AWAY		0-3-0		0-1-0		0-1-0	
0-3-1	0-0-0	0-0-0		NEUTRAL		0-1-0		0-0-0		0-2-1	
2-7-2	0-0-0	0-0-0		NON-CONFERENCE		1-2-0		0-0-0		1-5-2	
2-2-1	0-0-0	0-0-0		HOME		1-0-0		0-0-0		1-2-1	
0-2-0	0-0-0	0-0-		AWAY		0-1-0		0-0-0		0-1-0	
0-3-1	0-0-0	0-0-0		NEUTRAL		0-1-0		0-0-0		0-2-1	
0-7-0	0-0-0	0-2-0		CONFERENCE		0-2-0		0-3-0		0-0-0	
0-3-0	0-0-0	0-1-0		HOME		0-0-0		0-2-0		0-0-0	
0-4-0	0-0-0	0-1-0		AWAY		0-2-0		0-1-0		0-0-0	
0-0-0	0-0-0	0-0-0		NEUTRAL		0-0-0		0-0-0		0-0-0	
RPI S	Opponent	Score	RPI S	Opponent	Score	RPI S	Opponent	Score	RPI S	Opponent	Score
			45 H	BYU	0 3	61 A	Utah	1 2	106 H	San Diego St.	0 2
			49 A	UNLV	0 2	66 N	Southeast Mo. St.	0 2	108 H	Wyoming	0 2
						72 A	Denver	1 3	142 A	TCU	1 3
						75 H	Davidson	1 0	157 A	Idaho St.	0 1
						98 A	New Mexico	0 1	160 N	Fairfield	0 2
									164 H	UC Irvine	1 2
									172 H	McNeese St.	0 0
									184 H	Northern Colo.	0 3
									200 N	Army	0 0
									224 H	North Dakota St.	5 1
									267 N	UNI	0 1
LAST 10 GAMES											
			98 A	New Mexico	0 1	106 H	San Diego St.	0 2			
			49 A	UNLV	0 2	184 H	Northern Colo.	0 3			
			45 H	BYU	0 3	142 A	TCU	1 3			
			61 A	Utah	1 2	164 H	UC Irvine	1 2			
			108 H	Wyoming	0 2	224 H	North Dakota St.	5 1			

Non-Div. I Games:

Air Force

Average RPI Win: 168		WON-LOST RECORD		WINNING PCT. RANK		LAST 10 GAMES		STRENGTH OF SCHEDULE		OPP. STRENGTH OF SCHEDULE		TEAM RPI		ADJ RPI		CONF. RPI		ADJ CONF. RPI	
DIV. I ONLY		3-14-1		.19444 292		2-8-0		89		118		228		.43663 229		7 7			
DIV. I NON-CONF.		1-5-1		.21429 275		0-0-0		88		243		224		.43737 226		7 7			
TOTALS		RPI 1-25		RPI 26-50		W-L RECORDS		RPI 51-100		RPI 101-150		RPI 150+							
3-14-1		0-2-0		0-2-0		OVERALL		1-2-0		0-5-1		2-3-0							
3-5-0		0-1-0		0-1-0		HOME		1-0-0		0-2-0		2-1-0							
0-7-0		0-1-0		0-1-0		AWAY		0-1-0		0-2-0		0-2-0							
0-2-1		0-0-0		0-0-0		NEUTRAL		0-1-0		0-1-1		0-0-0							
1-5-1		0-0-0		0-0-0		NON-CONFERENCE		0-2-0		0-1-1		1-2-0							
1-1-0		0-0-0		0-0-0		HOME		0-0-0		0-0-0		1-1-0							
0-2-0		0-0-0		0-0-		AWAY		0-1-0		0-0-0		0-1-0							
0-2-1		0-0-0		0-0-0		NEUTRAL		0-1-0		0-1-1		0-0-0							
2-9-0		0-2-0		0-2-0		CONFERENCE		1-0-0		0-4-0		1-1-0							
2-4-0		0-1-0		0-1-0		HOME		1-0-0		0-2-0		1-0-0							
0-5-0		0-1-0		0-1-0		AWAY		0-0-0		0-2-0		0-1-0							
0-0-0		0-0-0		0-0-0		NEUTRAL		0-0-0		0-0-0		0-0-0							
RPI	S	Opponent		Score	RPI	S	Opponent		Score	RPI	S	Opponent		Score	RPI	S	Opponent		Score
7	H	West Virginia		0 3	28	H	Connecticut		0 6	76	A	Rhode Island		0 4	101	A	St. John's (N.Y.)		1 2
8	A	Notre Dame		0 4	50	A	Marquette		0 2	78	N	Minnesota		0 3	116	H	Seton Hall		0 2
										81	H	Rutgers		1 0	134	A	Syracuse		1 2
															135	N	Cal Poly		0 1
															136	H	South Fla.		0 1
															149	N	Massachusetts		1 1
															160	A	Fairfield		0 1
															193	H	Pittsburgh		2 1
															209	A	DePaul		0 1
															231	H	Hartford		1 0
															259	H	Quinnipiac		0 3
LAST 10 GAMES																			
101	A	St. John's (N.Y.)		1 2	7	H	West Virginia		0 3										
134	A	Syracuse		1 2	81	H	Rutgers		1 0										
209	A	DePaul		0 1	116	H	Seton Hall		0 2										
8	A	Notre Dame		0 4	136	H	South Fla.		0 1										
193	H	Pittsburgh		2 1	50	A	Marquette		0 2										

Non-Div. I Games:

Providence

Average RPI Win: 268		WON-LOST RECORD	WINNING PCT. RANK	LAST 10 GAMES	STRENGTH OF SCHEDULE	OPP. STRENGTH OF SCHEDULE	TEAM RPI	ADJ RPI	CONF. RPI	ADJ CONF. RPI	
Average RPI Loss: 159											
DIV. I ONLY		6-7-6	.47368 173	0-6-4	257	252	225	.4357 230	18	18	
DIV. I NON-CONF.		5-1-2	.75 33	0-0-0	285	278	170	.48373 170	21	21	
TOTALS		RPI 1-25	RPI 26-50		W-L RECORDS		RPI 51-100		RPI 101-150		RPI 150+
6-7-6	0-0-0		0-0-0		OVERALL		0-1-0		0-3-1		6-3-5
3-3-4	0-0-0		0-0-0		HOME		0-1-0		0-0-1		3-2-3
3-4-2	0-0-0		0-0-0		AWAY		0-0-0		0-3-0		3-1-2
0-0-0	0-0-0		0-0-0		NEUTRAL		0-0-0		0-0-0		0-0-0
5-1-2	0-0-0		0-0-0		NON-CONFERENCE		0-0-0		0-1-0		5-0-2
2-0-1	0-0-0		0-0-0		HOME		0-0-0		0-0-0		2-0-1
3-1-1	0-0-0		0-0-		AWAY		0-0-0		0-1-0		3-0-1
0-0-0	0-0-0		0-0-0		NEUTRAL		0-0-0		0-0-0		0-0-0
1-6-4	0-0-0		0-0-0		CONFERENCE		0-1-0		0-2-1		1-3-3
1-3-3	0-0-0		0-0-0		HOME		0-1-0		0-0-1		1-2-2
0-3-1	0-0-0		0-0-0		AWAY		0-0-0		0-2-0		0-1-1
0-0-0	0-0-0		0-0-0		NEUTRAL		0-0-0		0-0-0		0-0-0
RPI S	Opponent	Score	RPI S	Opponent	Score	RPI S	Opponent	Score	RPI S	Opponent	Score
						85 H	Ball St.	0 1	102 A	Toledo	0 1
									108 A	Wyoming	1 3
									143 A	Bowling Green	0 1
									147 H	Northern Ill.	0 0
									184 A	Northern Colo.	2 2
									208 A	Central Mich.	1 3
									215 A	Eastern Mich.	0 0
									215 H	Miami (Ohio)	0 0
									233 H	Ohio	2 3
									237 H	Kent St.	1 3
									242 H	Western Mich.	1 1
									244 H	Buffalo	1 0
									255 H	St. Francis (Pa.)	3 1
									265 A	St. Bonaventure	2 1
									268 A	Eastern Ky.	1 0
									272 A	Canisius	1 0
									288 H	Binghamton	1 1
									301 H	Cleveland St.	1 0
LAST 10 GAMES											
			233 H	Ohio	2 3		208 A	Central Mich.	1 3		
			143 A	Bowling Green	0 1		215 A	Eastern Mich.	0 0		
			102 A	Toledo	0 1		85 H	Ball St.	0 1		
			147 H	Northern Ill.	0 0		215 H	Miami (Ohio)	0 0		
			242 H	Western Mich.	1 1		237 H	Kent St.	1 3		

Non-Div. I Games:

Akron

Average RPI Win: 249		WON-LOST	WINNING	LAST 10	STRENGTH OF		OPP. STRENGTH	TEAM	ADJ	CONF.	ADJ CONF.
Average RPI Loss: 188		RECORD	PCT. RANK	GAMES	SCHEDULE		OF SCHEDULE	RPI	RPI	RPI	RPI
DIV. I ONLY		7-6-5	.52778	138	5-2-3		289	234	224	.43447	231
DIV. I NON-CONF.		2-5-2	.33333	242	0-1-0		260	189	262	.39535	266
TOTALS		RPI 1-25	RPI 26-50		W-L RECORDS		RPI 51-100		RPI 101-150		RPI 150+
7-6-5		0-0-0	0-0-0		OVERALL		0-0-1		1-1-0		6-5-4
2-2-5		0-0-0	0-0-0		HOME		0-0-1		0-0-0		2-2-4
5-4-0		0-0-0	0-0-0		AWAY		0-0-0		1-1-0		4-3-0
0-0-0		0-0-0	0-0-0		NEUTRAL		0-0-0		0-0-0		0-0-0
2-5-2		0-0-0	0-0-0		NON-CONFERENCE		0-0-1		0-1-0		2-4-1
1-1-2		0-0-0	0-0-0		HOME		0-0-1		0-0-0		1-1-1
1-4-0		0-0-0	0-0-		AWAY		0-0-0		0-1-0		1-3-0
0-0-0		0-0-0	0-0-0		NEUTRAL		0-0-0		0-0-0		0-0-0
5-1-3		0-0-0	0-0-0		CONFERENCE		0-0-0		1-0-0		4-1-3
1-1-3		0-0-0	0-0-0		HOME		0-0-0		0-0-0		1-1-3
4-0-0		0-0-0	0-0-0		AWAY		0-0-0		1-0-0		3-0-0
0-0-0		0-0-0	0-0-0		NEUTRAL		0-0-0		0-0-0		0-0-0
RPI S	Opponent	Score	RPI S	Opponent	Score	RPI S	Opponent	Score	RPI S	Opponent	Score
						89 H	Harvard	1 1	122 A	Boston U.	1 0
									149 A	Massachusetts	0 4
									159 H	Stony Brook	0 0
									169 H	New Hampshire	0 1
									173 A	Colgate	0 2
									181 H	Central Conn. St.	2 3
									198 H	Maine	1 1
									200 H	Army	1 0
									227 A	Cornell	0 1
									229 A	Providence	0 1
									257 H	Rider	2 2
									279 A	Holy Cross	1 0
									280 H	Vermont	2 0
									285 A	Albany (N.Y.)	1 0
									288 A	Binghamton	2 0
									288 H	Binghamton	1 1
									291 A	UMBC	1 0
LAST 10 GAMES											
						288 H	Binghamton	1 1	198 H	Maine	1 1
						280 H	Vermont	2 0	291 A	UMBC	1 0
						285 A	Albany (N.Y.)	1 0	288 A	Binghamton	2 0
						169 H	New Hampshire	0 1	159 H	Stony Brook	0 0
						122 A	Boston U.	1 0	181 H	Central Conn. St.	2 3

Non-Div. I Games:

Hartford

Average RPI Win: 286		WON-LOST	WINNING	LAST 10	STRENGTH OF		OPP. STRENGTH	TEAM	ADJ	CONF.	ADJ CONF.
Average RPI Loss: 97		RECORD	PCT. RANK	GAMES	SCHEDULE		OF SCHEDULE	RPI	RPI	RPI	RPI
DIV. I ONLY		5-12-2	.31579	249	3-6-1		195	151	239	.43443	232
DIV. I NON-CONF.		2-5-1	.3125	249	0-0-0		215	155	240	.42333	239
TOTALS		RPI 1-25	RPI 26-50		W-L RECORDS		RPI 51-100		RPI 101-150		RPI 150+
5-12-2	0-0-0	0-3-0		OVERALL		0-4-0		0-2-0		5-3-2	
2-4-1	0-0-0	0-0-0		HOME		0-1-0		0-1-0		2-2-1	
2-8-1	0-0-0	0-3-0		AWAY		0-3-0		0-1-0		2-1-1	
1-0-0	0-0-0	0-0-0		NEUTRAL		0-0-0		0-0-0		1-0-0	
2-5-1	0-0-0	0-1-0		NON-CONFERENCE		0-2-0		0-1-0		2-1-1	
0-2-0	0-0-0	0-0-0		HOME		0-0-0		0-1-0		0-1-0	
1-3-1	0-0-0	0-0-		AWAY		0-2-0		0-0-0		1-0-1	
1-0-0	0-0-0	0-0-0		NEUTRAL		0-0-0		0-0-0		1-0-0	
3-7-1	0-0-0	0-2-0		CONFERENCE		0-2-0		0-1-0		3-2-1	
2-2-1	0-0-0	0-0-0		HOME		0-1-0		0-0-0		2-1-1	
1-5-0	0-0-0	0-2-0		AWAY		0-1-0		0-1-0		1-1-0	
0-0-0	0-0-0	0-0-0		NEUTRAL		0-0-0		0-0-0		0-0-0	
RPI S	Opponent	Score	RPI S	Opponent	Score	RPI S	Opponent	Score	RPI S	Opponent	Score
26 A	UNC Greensboro	0 3	26 A	UNC Greensboro	0 1	53 A	Virginia Tech	0 3	123 A	Col. of Charleston	0 2
26 A	UNC Greensboro	0 1	57 A	Kennesaw St.	0 1	132 H	North Carolina St.	0 1	163 H	Western Caro.	0 0
29 A	Duke	0 6	67 H	Furman	3 4	170 A	High Point	2 2	177 A	Appalachian St.	0 1
			75 A	Davidson	0 2	194 H	Wofford	1 2	208 H	Central Mich.	0 4
						256 H	Ga. Southern	1 0	290 H	Chattanooga	7 1
						291 A	UMBC	2 1	294 A	Citadel	2 0
						298 N	Campbell	2 1			
LAST 10 GAMES											
26 A	UNC Greensboro	0 1	177 A	Appalachian St.	0 1						
26 A	UNC Greensboro	0 3	256 H	Ga. Southern	1 0						
163 H	Western Caro.	0 0	294 A	Citadel	2 0						
75 A	Davidson	0 2	290 H	Chattanooga	7 1						
194 H	Wofford	1 2	67 H	Furman	3 4						

Non-Div. I Games:

Elon

Average RPI Win:	227	WON-LOST	WINNING	LAST 10	STRENGTH OF	OPP. STRENGTH	TEAM	ADJ	CONF.	ADJ CONF.	
Average RPI Loss:	126	RECORD	PCT. RANK	GAMES	SCHEDULE	OF SCHEDULE	RPI	RPI	RPI	RPI	
DIV. I ONLY	5-11-3	.34211	237	3-6-1	190	176	231	.43385	233	18	18
DIV. I NON-CONF.	0-5-2	.14286	289	0-0-0	228	98	282	.37767	280	21	21
<hr/>											
TOTALS	RPI 1-25	RPI 26-50		W-L RECORDS		RPI 51-100		RPI 101-150		RPI 150+	
5-11-3	0-0-0	0-2-0		OVERALL		0-2-0		0-4-0		5-3-3	
3-4-0	0-0-0	0-1-0		HOME		0-1-0		0-1-0		3-1-0	
2-6-2	0-0-0	0-1-0		AWAY		0-1-0		0-3-0		2-1-2	
0-1-1	0-0-0	0-0-0		NEUTRAL		0-0-0		0-0-0		0-1-1	
<hr/>											
0-5-2	0-0-0	0-2-0		NON-CONFERENCE		0-1-0		0-0-0		0-2-2	
0-1-0	0-0-0	0-1-0		HOME		0-0-0		0-0-0		0-0-0	
0-3-1	0-0-0	0-0-		AWAY		0-1-0		0-0-0		0-1-1	
0-1-1	0-0-0	0-0-0		NEUTRAL		0-0-0		0-0-0		0-1-1	
<hr/>											
5-6-1	0-0-0	0-0-0		CONFERENCE		0-1-0		0-4-0		5-1-1	
3-3-0	0-0-0	0-0-0		HOME		0-1-0		0-1-0		3-1-0	
2-3-1	0-0-0	0-0-0		AWAY		0-0-0		0-3-0		2-0-1	
0-0-0	0-0-0	0-0-0		NEUTRAL		0-0-0		0-0-0		0-0-0	
<hr/>											
RPI S	Opponent	Score	RPI S	Opponent	Score	RPI S	Opponent	Score	RPI S	Opponent	Score
			30 H Louisville	1 2	52 A Kentucky	2 4	102 A Toledo	1 2			
			32 A Ohio St.	1 2	85 H Ball St.	0 1	143 A Bowling Green	0 1			
						147 A Northern Ill.			0 1		
						147 H Northern Ill.			0 1		
						193 A Pittsburgh			0 1		
						208 A Central Mich.			2 0		
						209 N DePaul			0 2		
						215 A Eastern Mich.			1 1		
						215 H Miami (Ohio)			3 1		
						230 A Akron			3 2		
						237 H Kent St.			2 1		
						242 H Western Mich.			0 1		
						244 H Buffalo			2 1		
						263 A Robert Morris			0 0		
						265 N St. Bonaventure			0 0		
						<hr/>					
			LAST 10 GAMES								
			147 A Northern Ill.			0 1	147 H Northern Ill.			0 1	
			230 A Akron			3 2	215 A Eastern Mich.			1 1	
			102 A Toledo			1 2	208 A Central Mich.			2 0	
			143 A Bowling Green			0 1	215 H Miami (Ohio)			3 1	
			242 H Western Mich.			0 1	85 H Ball St.			0 1	

Non-Div. I Games:

Ohio

Average RPI Win:	274	WON-LOST RECORD	WINNING PCT. RANK	LAST 10 GAMES	STRENGTH OF SCHEDULE	OPP. STRENGTH OF SCHEDULE	TEAM RPI	ADJ RPI	CONF. RPI	ADJ CONF. RPI		
Average RPI Loss:	141											
DIV. I ONLY	5-6-5	.46875	186	4-3-1	267	261	234	.43357	234	24	23	
DIV. I NON-CONF.	2-3-2	.42857	199	1-1-0	266	270	248	.4081	248	26	26	
<hr/>												
TOTALS	RPI 1-25	RPI 26-50		W-L RECORDS	RPI 51-100		RPI 101-150		RPI 150+			
5-6-5	0-0-0	0-0-0		OVERALL	0-1-0		0-2-0		5-3-5			
3-1-3	0-0-0	0-0-0		HOME	0-0-0		0-0-0		3-1-3			
1-3-2	0-0-0	0-0-0		AWAY	0-1-0		0-2-0		1-0-2			
1-2-0	0-0-0	0-0-0		NEUTRAL	0-0-0		0-0-0		1-2-0			
<hr/>												
2-3-2	0-0-0	0-0-0		NON-CONFERENCE	0-0-0		0-0-0		2-3-2			
1-1-1	0-0-0	0-0-0		HOME	0-0-0		0-0-0		1-1-1			
0-0-1	0-0-0	0-0-		AWAY	0-0-0		0-0-0		0-0-1			
1-2-0	0-0-0	0-0-0		NEUTRAL	0-0-0		0-0-0		1-2-0			
<hr/>												
3-3-3	0-0-0	0-0-0		CONFERENCE	0-1-0		0-2-0		3-0-3			
2-0-2	0-0-0	0-0-0		HOME	0-0-0		0-0-0		2-0-2			
1-3-1	0-0-0	0-0-0		AWAY	0-1-0		0-2-0		1-0-1			
0-0-0	0-0-0	0-0-0		NEUTRAL	0-0-0		0-0-0		0-0-0			
<hr/>												
RPI	S	Opponent	Score	RPI	S	Opponent	Score	RPI	S	Opponent	Score	
				68 A Western Ill.				0	3	104 A Oakland	1	2
										104 A Oakland	0	3
										157 H Idaho St.	1	7
										165 N Boise St.	0	9
										174 H South Dakota St.	1	1
										219 H Oral Roberts	2	2
										224 H North Dakota St.	2	1
										239 H Northern Ariz.	0	0
										248 N Idaho	0	2
										276 N San Jose St.	1	0
										283 A Utah Valley	1	1
										283 H Utah Valley	1	0
										284 A Centenary (La.)	1	1
										286 H IUPUI	4	1
										303 A IPFW	2	0
<hr/>												
				LAST 10 GAMES								
				104 A Oakland	1	2	104 A Oakland	0	3			
				224 H North Dakota St.	2	1	157 H Idaho St.	1	7			
				286 H IUPUI	4	1	284 A Centenary (La.)	1	1			
				283 H Utah Valley	1	0	68 A Western Ill.	0	3			
				303 A IPFW	2	0	239 H Northern Ariz.	0	0			

Non-Div. I Games: Embry-Riddle (FL) 1 0 Westminster (UT) 5 0

Southern Utah

Average RPI Win: 272		WON-LOST	WINNING	LAST 10	STRENGTH OF		OPP. STRENGTH	TEAM	ADJ	CONF.	ADJ CONF.
Average RPI Loss: 138		RECORD	PCT. RANK	GAMES	SCHEDULE		OF SCHEDULE	RPI	RPI	RPI	RPI
DIV. I ONLY		7-11-0	.38889	221	6-4-0		220	228	235	.43352	235
DIV. I NON-CONF.		2-7-0	.22222	270	1-0-0		177	133	242	.42065	240
TOTALS		RPI 1-25	RPI 26-50		W-L RECORDS		RPI 51-100		RPI 101-150		RPI 150+
7-11-0	0-1-0	0-0-0		OVERALL		0-2-0		0-4-0		7-4-0	
3-4-0	0-0-0	0-0-0		HOME		0-1-0		0-1-0		3-2-0	
4-7-0	0-1-0	0-0-0		AWAY		0-1-0		0-3-0		4-2-0	
0-0-0	0-0-0	0-0-0		NEUTRAL		0-0-0		0-0-0		0-0-0	
2-7-0	0-1-0	0-0-0		NON-CONFERENCE		0-2-0		0-4-0		2-0-0	
1-2-0	0-0-0	0-0-0		HOME		0-1-0		0-1-0		1-0-0	
1-5-0	0-1-0	0-0-		AWAY		0-1-0		0-3-0		1-0-0	
0-0-0	0-0-0	0-0-0		NEUTRAL		0-0-0		0-0-0		0-0-0	
5-4-0	0-0-0	0-0-0		CONFERENCE		0-0-0		0-0-0		5-4-0	
2-2-0	0-0-0	0-0-0		HOME		0-0-0		0-0-0		2-2-0	
3-2-0	0-0-0	0-0-0		AWAY		0-0-0		0-0-0		3-2-0	
0-0-0	0-0-0	0-0-0		NEUTRAL		0-0-0		0-0-0		0-0-0	
RPI S	Opponent	Score		RPI S	Opponent	Score		RPI S	Opponent	Score	
21 A	Hofstra	2	5					81 A	Rutgers	0	5
								86 H	Columbia	0	4
								101 A	St. John's (N.Y.)	1	3
								111 A	Maryland	1	2
								134 A	Syracuse	0	2
								140 H	Old Dominion	1	2
								179 H	Monmouth	1	3
								181 H	Central Conn. St.	0	4
								225 A	Long Island	0	2
								251 A	Sacred Heart	2	0
								255 A	St. Francis (Pa.)	2	1
								259 H	Quinnipiac	3	1
								263 A	Robert Morris	0	2
								272 H	Canisius	2	1
								282 H	Mt. St. Mary's	3	1
								293 A	Lafayette	3	0
								295 A	Wagner	2	0
LAST 10 GAMES											
259 H	Quinnipiac	3	1	282 H	Mt. St. Mary's	3	1	179 H	Monmouth	1	3
181 H	Central Conn. St.	0	4	263 A	Robert Morris	0	2	255 A	St. Francis (Pa.)	2	1
251 A	Sacred Heart	2	0	293 A	Lafayette	3	0				
295 A	Wagner	2	0								
225 A	Long Island	0	2								

Non-Div. I Games:

Fairleigh Dickinson

Average RPI Win: 196		WON-LOST	WINNING	LAST 10	STRENGTH OF		OPP. STRENGTH	TEAM	ADJ	CONF.	ADJ CONF.
Average RPI Loss: 135		RECORD	PCT. RANK	GAMES	SCHEDULE		OF SCHEDULE	RPI	RPI	RPI	RPI
DIV. I ONLY		3-12-2	.23529	282	1-7-2		123	172	242	.42977	236
DIV. I NON-CONF.		2-8-0	.2	276	0-3-0		106	137	229	.43821	224
TOTALS		RPI 1-25	RPI 26-50		W-L RECORDS		RPI 51-100		RPI 101-150		RPI 150+
3-12-2		0-0-0	0-2-0		OVERALL		1-2-0		0-1-2		2-7-0
1-5-2		0-0-0	0-1-0		HOME		0-0-0		0-1-2		1-3-0
2-6-0		0-0-0	0-1-0		AWAY		1-1-0		0-0-0		1-4-0
0-1-0		0-0-0	0-0-0		NEUTRAL		0-1-0		0-0-0		0-0-0
2-8-0		0-0-0	0-2-0		NON-CONFERENCE		1-2-0		0-1-0		1-3-0
1-3-0		0-0-0	0-1-0		HOME		0-0-0		0-1-0		1-1-0
1-4-0		0-0-0	0-0-		AWAY		1-1-0		0-0-0		0-2-0
0-1-0		0-0-0	0-0-0		NEUTRAL		0-1-0		0-0-0		0-0-0
1-4-2		0-0-0	0-0-0		CONFERENCE		0-0-0		0-0-2		1-4-0
0-2-2		0-0-0	0-0-0		HOME		0-0-0		0-0-2		0-2-0
1-2-0		0-0-0	0-0-0		AWAY		0-0-0		0-0-0		1-2-0
0-0-0		0-0-0	0-0-0		NEUTRAL		0-0-0		0-0-0		0-0-0
RPI S	Opponent	Score	RPI S	Opponent	Score	RPI S	Opponent	Score	RPI S	Opponent	Score
			44 H	Washington St.	1 2	65 N	Iowa St.	0 1	103 H	Gonzaga	0 1
			45 A	BYU	1 2	73 A	Oregon	1 0	131 H	Sacramento St.	0 0
						78 A	Minnesota	0 4	150 H	Weber St.	1 1
									157 A	Idaho St.	0 1
									165 H	Boise St.	0 2
									166 A	Oregon St.	0 4
									184 A	Northern Colo.	1 2
									190 A	Utah St.	0 1
									195 H	Portland St.	1 2
									223 H	Eastern Wash.	0 2
									239 A	Northern Ariz.	2 0
									275 H	Detroit	2 1
LAST 10 GAMES											
			223 H	Eastern Wash.	0 2	184 A	Northern Colo.	1 2			
			157 A	Idaho St.	0 1	239 A	Northern Ariz.	2 0			
			150 H	Weber St.	1 1	45 A	BYU	1 2			
			195 H	Portland St.	1 2	190 A	Utah St.	0 1			
			131 H	Sacramento St.	0 0	165 H	Boise St.	0 2			

Non-Div. I Games:

Montana

Average RPI Win:	216	WON-LOST RECORD	WINNING PCT. RANK	LAST 10 GAMES	STRENGTH OF SCHEDULE	OPP. STRENGTH OF SCHEDULE	TEAM RPI	ADJ RPI	CONF. RPI	ADJ CONF. RPI							
DIV. I ONLY	7-11-1	.39474	215	4-6-0	228	219	236	.42888	237	18	18						
DIV. I NON-CONF.	2-4-1	.35714	231	0-0-0	286	229	274	.38638	273	21	21						
<hr/>																	
TOTALS	RPI 1-25	RPI 26-50		W-L RECORDS	RPI 51-100		RPI 101-150		RPI 150+								
7-11-1	0-0-0	0-0-0		OVERALL	0-1-0		2-3-1		5-7-0								
3-4-0	0-0-0	0-0-0		HOME	0-1-0		1-2-0		2-1-0								
4-7-1	0-0-0	0-0-0		AWAY	0-0-0		1-1-1		3-6-0								
0-0-0	0-0-0	0-0-0		NEUTRAL	0-0-0		0-0-0		0-0-0								
<hr/>																	
2-4-1	0-0-0	0-0-0		NON-CONFERENCE	0-0-0		0-1-1		2-3-0								
1-2-0	0-0-0	0-0-0		HOME	0-0-0		0-1-0		1-1-0								
1-2-1	0-0-0	0-0-		AWAY	0-0-0		0-0-1		1-2-0								
0-0-0	0-0-0	0-0-0		NEUTRAL	0-0-0		0-0-0		0-0-0								
<hr/>																	
5-7-0	0-0-0	0-0-0		CONFERENCE	0-1-0		2-2-0		3-4-0								
2-2-0	0-0-0	0-0-0		HOME	0-1-0		1-1-0		1-0-0								
3-5-0	0-0-0	0-0-0		AWAY	0-0-0		1-1-0		2-4-0								
0-0-0	0-0-0	0-0-0		NEUTRAL	0-0-0		0-0-0		0-0-0								
<hr/>																	
RPI S	Opponent	Score	RPI S	Opponent	Score	RPI S	Opponent	Score	RPI S	Opponent	Score						
						85 H Ball St.	1	2	102 A Toledo	3	4						
						102 H Toledo	1	0									
						111 A Maryland	1	1									
						133 H Wright St.	0	4									
						143 H Bowling Green	0	3									
						147 A Northern Ill.	1	0									
						152 A Pacific	0	1									
						193 H Pittsburgh	1	2									
						208 A Central Mich.	1	2									
						215 A Eastern Mich.	0	1									
						215 H Miami (Ohio)	2	0									
						226 A UC Davis	0	1									
						230 A Akron	3	1									
						233 A Ohio	1	2									
						242 A Western Mich.	2	0									
						244 A Buffalo	0	3									
						265 A St. Bonaventure	2	1									
						309 H Youngstown St.	2	0									
						<hr/>											
									LAST 10 GAMES								
			102 A Toledo			3	4	208 A Central Mich.			1	2					
			244 A Buffalo			0	3	102 H Toledo			1	0					
			85 H Ball St.			1	2	143 H Bowling Green			0	3					
			215 H Miami (Ohio)			2	0	242 A Western Mich.			2	0					
			215 A Eastern Mich.			0	1	147 A Northern Ill.			1	0					

Non-Div. I Games:

Kent St.

Average RPI Win:	278	WON-LOST RECORD	WINNING PCT. RANK	LAST 10 GAMES	STRENGTH OF SCHEDULE	OPP. STRENGTH OF SCHEDULE	TEAM RPI	ADJ RPI	CONF. RPI	ADJ CONF. RPI	
DIV. I ONLY	10-6-3	.60526	89	5-3-2	302	302	233	.42829	238	31	31
DIV. I NON-CONF.	3-4-0	.42857	199	0-1-0	293	198	256	.39986	256	32	32
TOTALS	RPI 1-25	RPI 26-50	W-L RECORDS		RPI 51-100	RPI 101-150		RPI 150+			
10-6-3	0-0-0	0-0-0	OVERALL		0-1-0	1-0-0		9-5-3			
2-1-2	0-0-0	0-0-0	HOME		0-0-0	0-0-0		2-1-2			
6-4-0	0-0-0	0-0-0	AWAY		0-1-0	1-0-0		5-3-0			
2-1-1	0-0-0	0-0-0	NEUTRAL		0-0-0	0-0-0		2-1-1			
3-4-0	0-0-0	0-0-0	NON-CONFERENCE		0-1-0	1-0-0		2-3-0			
0-1-0	0-0-0	0-0-0	HOME		0-0-0	0-0-0		0-1-0			
3-3-0	0-0-0	0-0-	AWAY		0-1-0	1-0-0		2-2-0			
0-0-0	0-0-0	0-0-0	NEUTRAL		0-0-0	0-0-0		0-0-0			
7-2-3	0-0-0	0-0-0	CONFERENCE		0-0-0	0-0-0		7-2-3			
2-0-2	0-0-0	0-0-0	HOME		0-0-0	0-0-0		2-0-2			
3-1-0	0-0-0	0-0-0	AWAY		0-0-0	0-0-0		3-1-0			
2-1-1	0-0-0	0-0-0	NEUTRAL		0-0-0	0-0-0		2-1-1			
RPI S	Opponent	Score	RPI S	Opponent	Score	RPI S	Opponent	Score	RPI S	Opponent	Score
						94 A	Alabama	0 5	130 A	Southern Miss.	2 1
									187 H	Alabama A&M	1 1
									187 N	Alabama A&M	1 2
									189 A	South Ala.	0 5
									220 A	Jackson St.	0 1
									220 N	Jackson St.	2 2
									222 A	La.-Monroe	1 0
									252 H	Troy	0 1
									261 H	Grambling	1 1
									284 A	Centenary (La.)	0 1
									296 A	Southern U.	3 0
									299 A	Prairie View	7 0
									299 N	Prairie View	3 0
									302 A	Nicholls St.	4 2
									304 A	Texas Southern	4 0
									306 N	Alcorn St.	5 0
									311 H	Ark.-Pine Bluff	5 0
									313 H	Alabama St.	8 1
LAST 10 GAMES											
			187 N	Alabama A&M	1 2	299 A	Prairie View	7 0			
			220 N	Jackson St.	2 2	304 A	Texas Southern	4 0			
			299 N	Prairie View	3 0	284 A	Centenary (La.)	0 1			
			261 H	Grambling	1 1	220 A	Jackson St.	0 1			
			311 H	Ark.-Pine Bluff	5 0	296 A	Southern U.	3 0			

Non-Div. I Games: William Carey 1 5 Harding 2 1

Mississippi Val.

Average RPI Win: 240		WON-LOST	WINNING	LAST 10	STRENGTH OF		OPP. STRENGTH	TEAM	ADJ	CONF.	ADJ CONF.
Average RPI Loss: 162		RECORD	PCT. RANK	GAMES	SCHEDULE		OF SCHEDULE	RPI	RPI	RPI	RPI
DIV. I ONLY		6-7-5	.47222	178	2-6-2		288	191	241	.42827	239
DIV. I NON-CONF.		4-3-4	.54545	141	0-2-1		292	211	234	.43153	234
TOTALS		RPI 1-25	RPI 26-50		W-L RECORDS		RPI 51-100		RPI 101-150		RPI 150+
6-7-5	0-0-0	0-0-0		OVERALL		0-1-0		0-3-0		6-3-5	
5-3-2	0-0-0	0-0-0		HOME		0-1-0		0-1-0		5-1-2	
1-3-3	0-0-0	0-0-0		AWAY		0-0-0		0-2-0		1-1-3	
0-1-0	0-0-0	0-0-0		NEUTRAL		0-0-0		0-0-0		0-1-0	
4-3-4	0-0-0	0-0-0		NON-CONFERENCE		0-1-0		0-1-0		4-1-4	
3-2-2	0-0-0	0-0-0		HOME		0-1-0		0-1-0		3-0-2	
1-0-2	0-0-0	0-0-		AWAY		0-0-0		0-0-0		1-0-2	
0-1-0	0-0-0	0-0-0		NEUTRAL		0-0-0		0-0-0		0-1-0	
2-4-1	0-0-0	0-0-0		CONFERENCE		0-0-0		0-2-0		2-2-1	
2-1-0	0-0-0	0-0-0		HOME		0-0-0		0-0-0		2-1-0	
0-3-1	0-0-0	0-0-0		AWAY		0-0-0		0-2-0		0-1-1	
0-0-0	0-0-0	0-0-0		NEUTRAL		0-0-0		0-0-0		0-0-0	
RPI S	Opponent	Score	RPI S	Opponent	Score	RPI S	Opponent	Score	RPI S	Opponent	Score
						98 H	New Mexico	0 1	117 H	Wisconsin	0 1
									131 A	Sacramento St.	0 2
									150 A	Weber St.	0 2
									157 A	Idaho St.	0 0
									165 A	Boise St.	0 0
									184 A	Northern Colo.	0 1
									190 H	Utah St.	1 0
									195 H	Portland St.	3 0
									202 H	Temple	0 0
									221 N	Nevada	0 3
									223 H	Eastern Wash.	3 2
									234 A	Southern Utah	0 0
									236 H	Montana	0 2
									246 H	Liberty	1 0
									276 H	San Jose St.	0 0
									283 A	Utah Valley	2 0
									305 H	Lamar	7 0
LAST 10 GAMES											
						184 A	Northern Colo.	0 1	223 H	Eastern Wash.	3 2
						131 A	Sacramento St.	0 2	236 H	Montana	0 2
						195 H	Portland St.	3 0	165 A	Boise St.	0 0
						150 A	Weber St.	0 2	221 N	Nevada	0 3
						157 A	Idaho St.	0 0	98 H	New Mexico	0 1

Non-Div. I Games: Embry-Riddle (FL) 3 0

Northern Ariz.

Average RPI Win: 264		WON-LOST	WINNING	LAST 10	STRENGTH OF		OPP. STRENGTH	TEAM	ADJ	CONF.	ADJ CONF.
Average RPI Loss: 186		RECORD	PCT. RANK	GAMES	SCHEDULE		OF SCHEDULE	RPI	RPI	RPI	RPI
DIV. I ONLY		7-8-4	.47368	173	6-4-0		269	274	237	.42635	240
DIV. I NON-CONF.		2-4-4	.4	212	2-0-0		272	269	261	.39628	263
TOTALS		RPI 1-25	RPI 26-50		W-L RECORDS		RPI 51-100		RPI 101-150		RPI 150+
7-8-4		0-1-0	0-0-0		OVERALL		0-0-0		0-0-0		7-7-4
3-4-1		0-0-0	0-0-0		HOME		0-0-0		0-0-0		3-4-1
3-3-3		0-1-0	0-0-0		AWAY		0-0-0		0-0-0		3-2-3
1-1-0		0-0-0	0-0-0		NEUTRAL		0-0-0		0-0-0		1-1-0
2-4-4		0-1-0	0-0-0		NON-CONFERENCE		0-0-0		0-0-0		2-3-4
2-1-1		0-0-0	0-0-0		HOME		0-0-0		0-0-0		2-1-1
0-3-3		0-1-0	0-0-		AWAY		0-0-0		0-0-0		0-2-3
0-0-0		0-0-0	0-0-0		NEUTRAL		0-0-0		0-0-0		0-0-0
5-4-0		0-0-0	0-0-0		CONFERENCE		0-0-0		0-0-0		5-4-0
1-3-0		0-0-0	0-0-0		HOME		0-0-0		0-0-0		1-3-0
3-0-0		0-0-0	0-0-0		AWAY		0-0-0		0-0-0		3-0-0
1-1-0		0-0-0	0-0-0		NEUTRAL		0-0-0		0-0-0		1-1-0
RPI S	Opponent	Score		RPI S	Opponent	Score		RPI S	Opponent	Score	
22 A	South Carolina	0	5						153 H	Coastal Caro.	0 2
									153 N	Coastal Caro.	0 1
									163 A	Western Caro.	0 2
									170 H	High Point	1 2
									177 A	Appalachian St.	0 0
									188 H	Francis Marion	1 1
									201 H	Charleston So.	2 0
									245 A	Presbyterian	0 0
									246 A	Liberty	3 2
									246 N	Liberty	3 2
									256 H	Ga. Southern	0 1
									264 A	Radford	2 1
									270 A	Tennessee Tech	1 1
									273 A	Austin Peay	2 3
									287 H	Green Bay	2 1
									289 A	UNC Asheville	1 0
									297 H	VMI	1 2
									312 H	South Carolina St.	4 0
				LAST 10 GAMES							
				153 N	Coastal Caro.	0 1		297 H	VMI	1 2	
				246 N	Liberty	3 2		153 H	Coastal Caro.	0 2	
				170 H	High Point	1 2		289 A	UNC Asheville	1 0	
				264 A	Radford	2 1		246 A	Liberty	3 2	
				287 H	Green Bay	2 1		312 H	South Carolina St.	4 0	

Non-Div. I Games:

Winthrop

Average RPI Win:		238	WON-LOST		WINNING		LAST 10		STRENGTH OF		OPP. STRENGTH		TEAM		ADJ		CONF.		ADJ CONF.				
Average RPI Loss:		121	RECORD		PCT. RANK		GAMES		SCHEDULE		OF SCHEDULE		RPI		RPI		RPI		RPI				
DIV. I ONLY			3-12-2		.23529 282		0-9-1		144		137		246		.42575 241		10		10				
DIV. I NON-CONF.			3-4-1		.4375 191		0-1-0		154		210		184		.47015 190		10		10				
TOTALS		RPI 1-25		RPI 26-50		W-L RECORDS		RPI 51-100		RPI 101-150		RPI 150+											
3-12-2		0-1-0		0-1-1		OVERALL		0-6-0		0-1-0		3-3-1											
2-6-1		0-0-0		0-1-1		HOME		0-3-0		0-1-0		2-1-0											
1-6-1		0-1-0		0-0-0		AWAY		0-3-0		0-0-0		1-2-1											
0-0-0		0-0-0		0-0-0		NEUTRAL		0-0-0		0-0-0		0-0-0											
3-4-1		0-1-0		0-0-1		NON-CONFERENCE		0-0-0		0-1-0		3-2-0											
2-2-1		0-0-0		0-0-1		HOME		0-0-0		0-1-0		2-1-0											
1-2-0		0-1-0		0-0-		AWAY		0-0-0		0-0-0		1-1-0											
0-0-0		0-0-0		0-0-0		NEUTRAL		0-0-0		0-0-0		0-0-0											
0-8-1		0-0-0		0-1-0		CONFERENCE		0-6-0		0-0-0		0-1-1											
0-4-0		0-0-0		0-1-0		HOME		0-3-0		0-0-0		0-0-0											
0-4-1		0-0-0		0-0-0		AWAY		0-3-0		0-0-0		0-1-1											
0-0-0		0-0-0		0-0-0		NEUTRAL		0-0-0		0-0-0		0-0-0											
RPI	S	Opponent		Score		RPI	S	Opponent		Score		RPI	S	Opponent		Score		RPI	S	Opponent		Score	
17	A	Texas		0	4	34	H	LSU		0	0	63	H	Colorado Col.		1	3	142	H	TCU		0	1
						35	H	Memphis		0	3	71	A	East Carolina		0	3	175	A	La.-Lafayette		2	1
												87	H	UTEP		0	6	205	A	Tulsa		0	0
												90	H	UAB		0	5	218	H	UTSA		1	3
												95	A	SMU		0	2	253	A	Marshall		0	2
												100	A	Rice		0	2	261	H	Grambling		1	0
																		278	H	Sam Houston St.		1	0
																		281	A	Texas St.		0	4
LAST 10 GAMES																							
63 H Colorado Col.						1	3	71 A East Carolina						0	3								
87 H UTEP						0	6	90 H UAB						0	5								
95 A SMU						0	2	35 H Memphis						0	3								
205 A Tulsa						0	0	100 A Rice						0	2								
253 A Marshall						0	2	142 H TCU						0	1								

Non-Div. I Games:	Houston Baptist	3	1
--------------------------	------------------------	----------	----------

Houston

Average RPI Win:		219	WON-LOST	WINNING	LAST 10	STRENGTH OF		OPP. STRENGTH	TEAM	ADJ	CONF.	ADJ CONF.
Average RPI Loss:		139	RECORD	PCT. RANK	GAMES	SCHEDULE		OF SCHEDULE	RPI	RPI	RPI	RPI
DIV. I ONLY		4-11-3		.30556	256	2-6-2		163	210	238	.42478	242
DIV. I NON-CONF.		2-4-1		.35714	231	0-0-0		142	180	203	.45723	201
TOTALS		RPI 1-25		RPI 26-50		W-L RECORDS		RPI 51-100		RPI 101-150		RPI 150+
4-11-3		0-1-0		0-1-0		OVERALL		0-1-0		0-4-0		4-4-3
2-4-1		0-0-0		0-0-0		HOME		0-0-0		0-2-0		2-2-1
2-7-1		0-1-0		0-1-0		AWAY		0-1-0		0-2-0		2-2-1
0-0-1		0-0-0		0-0-0		NEUTRAL		0-0-0		0-0-0		0-0-1
2-4-1		0-1-0		0-1-0		NON-CONFERENCE		0-0-0		0-1-0		2-1-1
1-1-0		0-0-0		0-0-0		HOME		0-0-0		0-1-0		1-0-0
1-3-0		0-1-0		0-0-		AWAY		0-0-0		0-0-0		1-1-0
0-0-1		0-0-0		0-0-0		NEUTRAL		0-0-0		0-0-0		0-0-1
2-7-2		0-0-0		0-0-0		CONFERENCE		0-1-0		0-3-0		2-3-2
1-3-1		0-0-0		0-0-0		HOME		0-0-0		0-1-0		1-2-1
1-4-1		0-0-0		0-0-0		AWAY		0-1-0		0-2-0		1-1-1
0-0-0		0-0-0		0-0-0		NEUTRAL		0-0-0		0-0-0		0-0-0
RPI S	Opponent	Score	RPI S	Opponent	Score	RPI S	Opponent	Score	RPI S	Opponent	Score	
14 A	Purdue	0 3	36 A	Missouri	2 5	85 A	Ball St.	0 2	102 A	Toledo	0 4	
									133 H	Wright St.	0 2	
									143 A	Bowling Green	1 3	
									147 H	Northern Ill.	0 1	
									185 H	Arkansas	1 0	
									207 A	Missouri St.	0 2	
									208 H	Central Mich.	1 0	
									215 A	Miami (Ohio)	0 4	
									215 H	Eastern Mich.	0 1	
									230 A	Akron	1 1	
									233 A	Ohio	1 0	
									237 H	Kent St.	0 2	
									244 H	Buffalo	2 2	
									250 A	North Fla.	1 0	
									295 N	Wagner	0 0	
LAST 10 GAMES												
	147 H	Northern Ill.	0 1		85 A	Ball St.	0 2					
	208 H	Central Mich.	1 0		215 A	Miami (Ohio)	0 4					
	215 H	Eastern Mich.	0 1		237 H	Kent St.	0 2					
	233 A	Ohio	1 0		244 H	Buffalo	2 2					
	230 A	Akron	1 1		143 A	Bowling Green	1 3					

Non-Div. I Games:

Western Mich.

Average RPI Win: 273		WON-LOST	WINNING	LAST 10	STRENGTH OF		OPP. STRENGTH	TEAM	ADJ	CONF.	ADJ CONF.
Average RPI Loss: 152		RECORD	PCT. RANK	GAMES	SCHEDULE		OF SCHEDULE	RPI	RPI	RPI	RPI
DIV. I ONLY		7-11-0	.38889	221	4-6-0		243	243	248	.42468	243
DIV. I NON-CONF.		2-5-0	.28571	254	0-0-0		242	222	268	.39542	265
TOTALS		RPI 1-25	RPI 26-50		W-L RECORDS		RPI 51-100		RPI 101-150		RPI 150+
7-11-0	0-0-0	0-0-0		OVERALL		0-2-0		0-3-0		7-6-0	
6-3-0	0-0-0	0-0-0		HOME		0-0-0		0-1-0		6-2-0	
1-8-0	0-0-0	0-0-0		AWAY		0-2-0		0-2-0		1-4-0	
0-0-0	0-0-0	0-0-0		NEUTRAL		0-0-0		0-0-0		0-0-0	
2-5-0	0-0-0	0-0-0		NON-CONFERENCE		0-1-0		0-1-0		2-3-0	
2-1-0	0-0-0	0-0-0		HOME		0-0-0		0-0-0		2-1-0	
0-4-0	0-0-0	0-0-0		AWAY		0-1-0		0-1-0		0-2-0	
0-0-0	0-0-0	0-0-0		NEUTRAL		0-0-0		0-0-0		0-0-0	
5-6-0	0-0-0	0-0-0		CONFERENCE		0-1-0		0-2-0		5-3-0	
4-2-0	0-0-0	0-0-0		HOME		0-0-0		0-1-0		4-1-0	
1-4-0	0-0-0	0-0-0		AWAY		0-1-0		0-1-0		1-2-0	
0-0-0	0-0-0	0-0-0		NEUTRAL		0-0-0		0-0-0		0-0-0	
RPI S	Opponent	Score	RPI S	Opponent	Score	RPI S	Opponent	Score	RPI S	Opponent	Score
						57 A	Kennesaw St.	2 6	109 A	Mercer	0 2
						93 A	UNC Wilmington	1 5	141 H	Belmont	0 1
									144 A	UC Riverside	0 1
									162 A	East Tenn. St.	0 2
									163 H	Western Caro.	0 2
									164 A	UC Irvine	0 6
									188 A	Francis Marion	1 4
									204 A	Fla. Gulf Coast	0 2
									211 H	Jacksonville	1 0
									217 A	Stetson	2 1
									250 H	North Fla.	1 2
									289 H	UNC Asheville	5 1
									292 H	Lipscomb	1 0
									298 H	Campbell	1 0
									300 H	S.C. Upstate	2 0
									302 H	Nicholls St.	2 1
LAST 10 GAMES											
						298 H	Campbell	1 0	300 H	S.C. Upstate	2 0
						57 A	Kennesaw St.	2 6	162 A	East Tenn. St.	0 2
						109 A	Mercer	0 2	204 A	Fla. Gulf Coast	0 2
						211 H	Jacksonville	1 0	217 A	Stetson	2 1
						250 H	North Fla.	1 2	141 H	Belmont	0 1

Non-Div. I Games:

Gardner-Webb

Average RPI Win:	269	WON-LOST RECORD	WINNING PCT. RANK	LAST 10 GAMES	STRENGTH OF SCHEDULE	OPP. STRENGTH OF SCHEDULE	TEAM RPI	ADJ RPI	CONF. RPI	ADJ CONF. RPI		
Average RPI Loss:	203											
DIV. I ONLY	6-6-1	.5	155	4-4-1	287	286	244	.42249	245	27	26	
DIV. I NON-CONF.	6-5-1	.54167	147	4-3-1	268	276	226	.42774	236	23	25	
<hr/>												
TOTALS	RPI 1-25	RPI 26-50		W-L RECORDS		RPI 51-100		RPI 101-150		RPI 150+		
6-6-1	0-0-0	0-0-0		OVERALL		0-0-0		0-0-0		6-6-1		
3-1-1	0-0-0	0-0-0		HOME		0-0-0		0-0-0		3-1-1		
3-5-0	0-0-0	0-0-0		AWAY		0-0-0		0-0-0		3-5-0		
0-0-0	0-0-0	0-0-0		NEUTRAL		0-0-0		0-0-0		0-0-0		
<hr/>												
6-5-1	0-0-0	0-0-0		NON-CONFERENCE		0-0-0		0-0-0		6-5-1		
3-1-1	0-0-0	0-0-0		HOME		0-0-0		0-0-0		3-1-1		
3-4-0	0-0-0	0-0-		AWAY		0-0-0		0-0-0		3-4-0		
0-0-0	0-0-0	0-0-0		NEUTRAL		0-0-0		0-0-0		0-0-0		
<hr/>												
0-1-0	0-0-0	0-0-0		CONFERENCE		0-0-0		0-0-0		0-1-0		
0-0-0	0-0-0	0-0-0		HOME		0-0-0		0-0-0		0-0-0		
0-1-0	0-0-0	0-0-0		AWAY		0-0-0		0-0-0		0-1-0		
0-0-0	0-0-0	0-0-0		NEUTRAL		0-0-0		0-0-0		0-0-0		
<hr/>												
RPI	S	Opponent	Score	RPI	S	Opponent	Score	RPI	S	Opponent	Score	
								153	A	Coastal Caro.	0	1
								170	H	High Point	1	0
								188	A	Francis Marion	0	1
								201	A	Charleston So.	1	4
								211	A	Jacksonville	2	4
								217	A	Stetson	2	3
								240	H	Winthrop	0	0
								246	H	Liberty	0	3
								264	H	Radford	2	0
								292	H	Lipscomb	4	0
								294	A	Citadel	5	0
								297	A	VMI	3	1
								298	A	Campbell	2	0
								<hr/>				
LAST 10 GAMES												
264	H	Radford	2	0	153	A	Coastal Caro.	0	1			
170	H	High Point	1	0	246	H	Liberty	0	3			
297	A	VMI	3	1	188	A	Francis Marion	0	1			
201	A	Charleston So.	1	4	298	A	Campbell	2	0			
240	H	Winthrop	0	0	292	H	Lipscomb	4	0			

Non-Div. I Games: Lincoln Memorial 2 3

Presbyterian

Average RPI Win: 257		WON-LOST	WINNING	LAST 10	STRENGTH OF		OPP. STRENGTH	TEAM	ADJ	CONF.	ADJ CONF.
Average RPI Loss: 168		RECORD	PCT. RANK	GAMES	SCHEDULE		OF SCHEDULE	RPI	RPI	RPI	RPI
DIV. I ONLY		5-12-0	.29412	263	3-6-0		135	268	240	.42225	246
DIV. I NON-CONF.		2-7-0	.22222	270	1-2-0		84	224	216	.4409	221
TOTALS		RPI 1-25	RPI 26-50		W-L RECORDS		RPI 51-100		RPI 101-150		RPI 150+
5-12-0	0-2-0	0-0-0		OVERALL		0-0-0		0-1-0		5-9-0	
3-5-0	0-0-0	0-0-0		HOME		0-0-0		0-1-0		3-4-0	
2-5-0	0-2-0	0-0-0		AWAY		0-0-0		0-0-0		2-3-0	
0-2-0	0-0-0	0-0-0		NEUTRAL		0-0-0		0-0-0		0-2-0	
2-7-0	0-2-0	0-0-0		NON-CONFERENCE		0-0-0		0-1-0		2-4-0	
1-3-0	0-0-0	0-0-0		HOME		0-0-0		0-1-0		1-2-0	
1-3-0	0-2-0	0-0-0		AWAY		0-0-0		0-0-0		1-1-0	
0-1-0	0-0-0	0-0-0		NEUTRAL		0-0-0		0-0-0		0-1-0	
3-5-0	0-0-0	0-0-0		CONFERENCE		0-0-0		0-0-0		3-5-0	
2-2-0	0-0-0	0-0-0		HOME		0-0-0		0-0-0		2-2-0	
1-2-0	0-0-0	0-0-0		AWAY		0-0-0		0-0-0		1-2-0	
0-1-0	0-0-0	0-0-0		NEUTRAL		0-0-0		0-0-0		0-1-0	
RPI S	Opponent	Score		RPI S	Opponent	Score		RPI S	Opponent	Score	
12 A	Virginia	0	5					140 H	Old Dominion	0	5
23 A	Clemson	0	4					153 H	Coastal Caro.	0	1
								164 N	UC Irvine	0	2
								170 A	High Point	0	1
								174 H	South Dakota St.	0	2
								188 H	Francis Marion	1	0
								201 A	Charleston So.	2	3
								239 A	Northern Ariz.	0	1
								240 H	Winthrop	2	3
								240 N	Winthrop	2	3
								245 A	Presbyterian	3	0
								254 H	Longwood	0	1
								264 H	Radford	4	1
								289 A	UNC Asheville	2	1
								297 H	VMI	2	0
LAST 10 GAMES											
240 N	Winthrop	2	3	170 A	High Point	0	1				
174 H	South Dakota St.	0	2	188 H	Francis Marion	1	0				
289 A	UNC Asheville	2	1	240 H	Winthrop	2	3				
153 H	Coastal Caro.	0	1	254 H	Longwood	0	1				
264 H	Radford	4	1	297 H	VMI	2	0				

Non-Div. I Games: Southern Va. 9 0

Liberty

Average RPI Win: 259		WON-LOST	WINNING	LAST 10	STRENGTH OF		OPP. STRENGTH	TEAM	ADJ	CONF.	ADJ CONF.
Average RPI Loss: 136		RECORD	PCT. RANK	GAMES	SCHEDULE		OF SCHEDULE	RPI	RPI	RPI	RPI
DIV. I ONLY		3-11-3	.26471	271	1-7-2		162	211	251	.42093	247
DIV. I NON-CONF.		2-3-1	.41667	206	0-1-0		197	258	215	.44673	216
TOTALS		RPI 1-25	RPI 26-50		W-L RECORDS		RPI 51-100		RPI 101-150		RPI 150+
3-11-3	0-0-0	0-1-0		OVERALL		0-5-0		0-0-0		3-5-3	
3-6-2	0-0-0	0-1-0		HOME		0-3-0		0-0-0		3-2-2	
0-5-0	0-0-0	0-0-0		AWAY		0-2-0		0-0-0		0-3-0	
0-0-1	0-0-0	0-0-0		NEUTRAL		0-0-0		0-0-0		0-0-1	
2-3-1	0-0-0	0-1-0		NON-CONFERENCE		0-0-0		0-0-0		2-2-1	
2-2-0	0-0-0	0-1-0		HOME		0-0-0		0-0-0		2-1-0	
0-1-0	0-0-0	0-0-		AWAY		0-0-0		0-0-0		0-1-0	
0-0-1	0-0-0	0-0-0		NEUTRAL		0-0-0		0-0-0		0-0-1	
1-8-2	0-0-0	0-0-0		CONFERENCE		0-5-0		0-0-0		1-3-2	
1-4-2	0-0-0	0-0-0		HOME		0-3-0		0-0-0		1-1-2	
0-4-0	0-0-0	0-0-0		AWAY		0-2-0		0-0-0		0-2-0	
0-0-0	0-0-0	0-0-0		NEUTRAL		0-0-0		0-0-0		0-0-0	
RPI S	Opponent	Score	RPI S	Opponent	Score	RPI S	Opponent	Score	RPI S	Opponent	Score
			47 H	Miami (Fla.)	1 3	72 H	Denver	0 3	171 H	UALR	1 2
						82 A	Western Ky.	0 5	175 H	La.-Lafayette	0 0
						92 H	North Texas	2 4	189 A	South Ala.	0 1
						96 H	Fla. Atlantic	0 2	192 H	Murray St.	1 2
						99 A	Middle Tenn.	0 3	204 A	Fla. Gulf Coast	2 3
									217 H	Stetson	2 1
									222 H	La.-Monroe	0 0
									250 N	North Fla.	1 1
									252 A	Troy	0 2
									271 H	Arkansas St.	3 2
									288 H	Binghamton	2 1
LAST 10 GAMES											
			96 H	Fla. Atlantic	0 2	47 H	Miami (Fla.)	1 3			
			171 H	UALR	1 2	175 H	La.-Lafayette	0 0			
			271 H	Arkansas St.	3 2	222 H	La.-Monroe	0 0			
			189 A	South Ala.	0 1	72 H	Denver	0 3			
			252 A	Troy	0 2	92 H	North Texas	2 4			

Non-Div. I Games:

Florida Int'l

Average RPI Win: 206		WON-LOST	WINNING	LAST 10	STRENGTH OF		OPP. STRENGTH	TEAM	ADJ	CONF.	ADJ CONF.
Average RPI Loss: 146		RECORD	PCT. RANK	GAMES	SCHEDULE		OF SCHEDULE	RPI	RPI	RPI	RPI
DIV. I ONLY		5-12-1	.30556	256	1-8-1		186	207	247	.42086	248
DIV. I NON-CONF.		4-7-0	.36364	227	0-3-0		129	221	200	.45673	202
TOTALS		RPI 1-25	RPI 26-50		W-L RECORDS		RPI 51-100		RPI 101-150		RPI 150+
5-12-1	0-0-0	0-1-0		OVERALL		0-3-0		1-1-0		4-7-1	
1-6-0	0-0-0	0-1-0		HOME		0-0-0		0-1-0		1-4-0	
2-6-1	0-0-0	0-0-0		AWAY		0-3-0		1-0-0		1-3-1	
2-0-0	0-0-0	0-0-0		NEUTRAL		0-0-0		0-0-0		2-0-0	
4-7-0	0-0-0	0-1-0		NON-CONFERENCE		0-2-0		1-0-0		3-4-0	
1-3-0	0-0-0	0-1-0		HOME		0-0-0		0-0-0		1-2-0	
1-4-0	0-0-0	0-0-		AWAY		0-2-0		1-0-0		0-2-0	
2-0-0	0-0-0	0-0-0		NEUTRAL		0-0-0		0-0-0		2-0-0	
1-5-1	0-0-0	0-0-0		CONFERENCE		0-1-0		0-1-0		1-3-1	
0-3-0	0-0-0	0-0-0		HOME		0-0-0		0-1-0		0-2-0	
1-2-1	0-0-0	0-0-0		AWAY		0-1-0		0-0-0		1-1-1	
0-0-0	0-0-0	0-0-0		NEUTRAL		0-0-0		0-0-0		0-0-0	
RPI S	Opponent	Score	RPI S	Opponent	Score	RPI S	Opponent	Score	RPI S	Opponent	Score
			44 H	Washington St.	0 4	56 A	Loyola Marymount	1 3	103 A	Gonzaga	2 0
						58 A	Hawaii	0 7	128 H	Fresno St.	0 3
						87 A	UTEP	1 4	157 A	Idaho St.	0 2
									165 A	Boise St.	1 5
									166 A	Oregon St.	1 2
									190 H	Utah St.	0 4
									195 H	Portland St.	2 0
									221 H	Nevada	1 2
									223 H	Eastern Wash.	1 2
									224 N	North Dakota St.	1 0
									234 N	Southern Utah	2 0
									260 H	Cal St. Bakersfield	1 2
									276 A	San Jose St.	1 0
									277 A	Louisiana Tech	0 0
LAST 10 GAMES											
			58 A	Hawaii	0 7	277 A	Louisiana Tech	0 0			
			276 A	San Jose St.	1 0	190 H	Utah St.	0 4			
			128 H	Fresno St.	0 3	223 H	Eastern Wash.	1 2			
			221 H	Nevada	1 2	44 H	Washington St.	0 4			
			165 A	Boise St.	1 5	166 A	Oregon St.	1 2			

Non-Div. I Games:

Idaho

Average RPI Win: 254		WON-LOST	WINNING	LAST 10	STRENGTH OF		OPP. STRENGTH	TEAM	ADJ	CONF.	ADJ CONF.
Average RPI Loss: 192		RECORD	PCT. RANK	GAMES	SCHEDULE		OF SCHEDULE	RPI	RPI	RPI	RPI
DIV. I ONLY		8-9-1	.47222	178	5-5-0		286	266	249	.41993	249
DIV. I NON-CONF.		3-5-1	.38889	214	0-1-0		289	273	273	.38155	278
TOTALS		RPI 1-25	RPI 26-50		W-L RECORDS		RPI 51-100		RPI 101-150		RPI 150+
8-9-1	0-0-0	0-0-0		OVERALL		0-1-0		0-1-0		8-7-1	
6-2-0	0-0-0	0-0-0		HOME		0-0-0		0-1-0		6-1-0	
2-7-1	0-0-0	0-0-0		AWAY		0-1-0		0-0-0		2-6-1	
0-0-0	0-0-0	0-0-0		NEUTRAL		0-0-0		0-0-0		0-0-0	
3-5-1	0-0-0	0-0-0		NON-CONFERENCE		0-0-0		0-0-0		3-5-1	
3-0-0	0-0-0	0-0-0		HOME		0-0-0		0-0-0		3-0-0	
0-5-1	0-0-0	0-0-		AWAY		0-0-0		0-0-0		0-5-1	
0-0-0	0-0-0	0-0-0		NEUTRAL		0-0-0		0-0-0		0-0-0	
5-4-0	0-0-0	0-0-0		CONFERENCE		0-1-0		0-1-0		5-2-0	
3-2-0	0-0-0	0-0-0		HOME		0-0-0		0-1-0		3-1-0	
2-2-0	0-0-0	0-0-0		AWAY		0-1-0		0-0-0		2-1-0	
0-0-0	0-0-0	0-0-0		NEUTRAL		0-0-0		0-0-0		0-0-0	
RPI S	Opponent	Score	RPI S	Opponent	Score	RPI S	Opponent	Score	RPI S	Opponent	Score
						77 A Loyola (Md.)		0 3	126 H Marist		0 3
									159 A Stony Brook		0 1
									160 A Fairfield		0 2
									173 H Colgate		2 1
									197 H Niagara		0 3
									203 H Manhattan		3 1
									225 A Long Island		0 1
									227 A Cornell		0 3
									257 A Rider		2 1
									259 A Quinnipiac		2 5
									262 A Iona		2 1
									272 H Canisius		1 0
									279 H Holy Cross		4 0
									280 H Vermont		2 1
									285 A Albany (N.Y.)		2 2
									295 A Wagner		0 1
									307 H St. Peter's		9 0
LAST 10 GAMES											
						197 H Niagara		0 3	203 H Manhattan		3 1
						272 H Canisius		1 0	262 A Iona		2 1
						257 A Rider		2 1	160 A Fairfield		0 2
						77 A Loyola (Md.)		0 3	126 H Marist		0 3
						307 H St. Peter's		9 0	225 A Long Island		0 1

Non-Div. I Games:

Siena

Average RPI Win: 249		WON-LOST	WINNING	LAST 10	STRENGTH OF		OPP. STRENGTH	TEAM	ADJ	CONF.	ADJ CONF.								
Average RPI Loss: 151		RECORD	PCT. RANK	GAMES	SCHEDULE		OF SCHEDULE	RPI	RPI	RPI	RPI								
DIV. I ONLY		7-11-1	.39474	215	4-5-0		263	205	250	.41966	22								
DIV. I NON-CONF.		1-6-1	.1875	280	0-0-0		280	133	296	.35582	27								
<hr/>																			
TOTALS		RPI 1-25		RPI 26-50		W-L RECORDS		RPI 51-100		RPI 101-150		RPI 150+							
7-11-1		0-1-0		0-0-0		OVERALL		0-1-0		0-4-0		7-5-1							
1-7-0		0-0-0		0-0-0		HOME		0-1-0		0-2-0		1-4-0							
5-2-0		0-1-0		0-0-0		AWAY		0-0-0		0-1-0		5-0-0							
1-2-1		0-0-0		0-0-0		NEUTRAL		0-0-0		0-1-0		1-1-1							
1-6-1		0-1-0		0-0-0		NON-CONFERENCE		0-0-0		0-2-0		1-3-1							
0-2-0		0-0-0		0-0-0		HOME		0-0-0		0-0-0		0-2-0							
0-2-0		0-1-0		0-0-		AWAY		0-0-0		0-1-0		0-0-0							
1-2-1		0-0-0		0-0-0		NEUTRAL		0-0-0		0-1-0		1-1-1							
6-5-0		0-0-0		0-0-0		CONFERENCE		0-1-0		0-2-0		6-2-0							
1-5-0		0-0-0		0-0-0		HOME		0-1-0		0-2-0		1-2-0							
5-0-0		0-0-0		0-0-0		AWAY		0-0-0		0-0-0		5-0-0							
0-0-0		0-0-0		0-0-0		NEUTRAL		0-0-0		0-0-0		0-0-0							
RPI	S	Opponent		Score		RPI	S	Opponent		Score		RPI	S	Opponent		Score			
5	A	Florida St.		0 7								109	H	Mercer		0 2			
												114	A	Mississippi St.		0 1			
												141	H	Belmont		0 2			
												150	N	Weber St.		0 1			
												153	H	Coastal Caro.		1 2			
												162	A	East Tenn. St.		2 1			
												195	N	Portland St.		1 4			
												204	H	Fla. Gulf Coast		0 1			
												211	H	Jacksonville		2 1			
												217	A	Stetson		1 0			
												242	H	Western Mich.		0 1			
												243	A	Gardner-Webb		2 1			
												247	N	Florida Int'l		1 1			
												292	H	Lipscomb		1 2			
												298	A	Campbell		2 1			
												300	A	S.C. Upstate		3 2			
												313	N	Alabama St.		13 0			
<hr/>																			
LAST 10 GAMES																			
211 H Jacksonville						2		1		204 H Fla. Gulf Coast						0		1	
141 H Belmont						0		2		217 A Stetson						1		0	
292 H Lipscomb						1		2		109 H Mercer						0		2	
298 A Campbell						2		1		57 H Kennesaw St.						0		2	
243 A Gardner-Webb						2		1		300 A S.C. Upstate						3		2	

Non-Div. I Games: Flagler 1 0

North Fla.

Average RPI Win:	228	WON-LOST RECORD	WINNING PCT. RANK	LAST 10 GAMES	STRENGTH OF SCHEDULE	OPP. STRENGTH OF SCHEDULE	TEAM RPI	ADJ RPI	CONF. RPI	ADJ CONF. RPI				
Average RPI Loss:	161													
DIV. I ONLY	5-12-4	.33333	241	5-4-1	196	249	245	.41909	251	29	29			
DIV. I NON-CONF.	0-9-1	.05	301	0-1-0	189	163	292	.36397	288	28	28			
<hr/>														
TOTALS	RPI 1-25	RPI 26-50		W-L RECORDS	RPI 51-100		RPI 101-150		RPI 150+					
5-12-4	0-0-0	0-0-0		OVERALL	0-2-0		0-4-0		5-6-4					
2-5-2	0-0-0	0-0-0		HOME	0-0-0		0-2-0		2-3-2					
2-7-2	0-0-0	0-0-0		AWAY	0-2-0		0-2-0		2-3-2					
1-0-0	0-0-0	0-0-0		NEUTRAL	0-0-0		0-0-0		1-0-0					
<hr/>														
0-9-1	0-0-0	0-0-0		NON-CONFERENCE	0-2-0		0-4-0		0-3-1					
0-3-1	0-0-0	0-0-0		HOME	0-0-0		0-2-0		0-1-1					
0-6-0	0-0-0	0-0-		AWAY	0-2-0		0-2-0		0-2-0					
0-0-0	0-0-0	0-0-0		NEUTRAL	0-0-0		0-0-0		0-0-0					
<hr/>														
5-3-3	0-0-0	0-0-0		CONFERENCE	0-0-0		0-0-0		5-3-3					
2-2-1	0-0-0	0-0-0		HOME	0-0-0		0-0-0		2-2-1					
2-1-2	0-0-0	0-0-0		AWAY	0-0-0		0-0-0		2-1-2					
1-0-0	0-0-0	0-0-0		NEUTRAL	0-0-0		0-0-0		1-0-0					
<hr/>														
RPI S	Opponent	Score	RPI S	Opponent	Score	RPI S	Opponent	Score	RPI S	Opponent	Score			
						54 A	Yale	0 3	101 H	St. John's (N.Y.)	1 2			
						76 A	Rhode Island	0 4	110 A	Princeton	0 3			
						138 H	Bucknell	0 1	146 A	La Salle	0 2			
						158 A	Brown	0 4	173 H	Colgate	0 3			
						179 A	Monmouth	0 1	179 H	Monmouth	1 1			
						181 H	Central Conn. St.	1 0	181 N	Central Conn. St.	2 1			
						225 A	Long Island	1 0	235 H	Fairleigh Dickinson	0 2			
						255 A	St. Francis (Pa.)	1 1	259 H	Quinnipiac	1 0			
						263 A	Robert Morris	0 0	279 A	Holy Cross	1 2			
						282 H	Mt. St. Mary's	0 1	291 H	UMBC	1 1			
						295 A	Wagner	2 0						
						LAST 10 GAMES								
						179 A	Monmouth	0 1				158 A	Brown	0 4
						181 N	Central Conn. St.	2 1				225 A	Long Island	1 0
						181 H	Central Conn. St.	1 0				295 A	Wagner	2 0
						259 H	Quinnipiac	1 0				179 H	Monmouth	1 1
						235 H	Fairleigh Dickinson	0 2				282 H	Mt. St. Mary's	0 1

Non-Div. I Games:

Sacred Heart

Average RPI Win: 260		WON-LOST	WINNING	LAST 10	STRENGTH OF		OPP. STRENGTH	TEAM	ADJ	CONF.	ADJ CONF.
Average RPI Loss: 138		RECORD	PCT. RANK	GAMES	SCHEDULE		OF SCHEDULE	RPI	RPI	RPI	RPI
DIV. I ONLY		6-13-0	.31579	249	2-8-0		212	212	254	.41851	252
DIV. I NON-CONF.		3-5-0	.375	221	0-0-0		256	254	254	.4033	252
TOTALS		RPI 1-25	RPI 26-50		W-L RECORDS		RPI 51-100		RPI 101-150		RPI 150+
6-13-0	0-1-0	0-1-0		OVERALL		0-5-0		0-0-0		6-6-0	
3-5-0	0-0-0	0-0-0		HOME		0-3-0		0-0-0		3-2-0	
3-8-0	0-1-0	0-1-0		AWAY		0-2-0		0-0-0		3-4-0	
0-0-0	0-0-0	0-0-0		NEUTRAL		0-0-0		0-0-0		0-0-0	
3-5-0	0-1-0	0-1-0		NON-CONFERENCE		0-0-0		0-0-0		3-3-0	
1-0-0	0-0-0	0-0-0		HOME		0-0-0		0-0-0		1-0-0	
2-5-0	0-1-0	0-0-		AWAY		0-0-0		0-0-0		2-3-0	
0-0-0	0-0-0	0-0-0		NEUTRAL		0-0-0		0-0-0		0-0-0	
3-8-0	0-0-0	0-0-0		CONFERENCE		0-5-0		0-0-0		3-3-0	
2-5-0	0-0-0	0-0-0		HOME		0-3-0		0-0-0		2-2-0	
1-3-0	0-0-0	0-0-0		AWAY		0-2-0		0-0-0		1-1-0	
0-0-0	0-0-0	0-0-0		NEUTRAL		0-0-0		0-0-0		0-0-0	
RPI S	Opponent	Score		RPI S	Opponent	Score		RPI S	Opponent	Score	
5 A	Florida St.	0	8	48 A	Auburn	0	1	72 A	Denver	0	7
								82 H	Western Ky.	0	6
								92 A	North Texas	0	3
								96 H	Fla. Atlantic	0	3
								99 H	Middle Tenn.	0	4
								171 A	UALR	0	3
								175 H	La.-Lafayette	0	2
								189 H	South Ala.	2	1
								206 A	Southeastern La.	0	1
								222 H	La.-Monroe	1	2
								238 A	Mississippi Val.	1	0
								247 H	Florida Int'l	2	0
								258 A	Central Ark.	1	2
								271 A	Arkansas St.	1	0
								274 A	Jacksonville St.	1	2
								302 A	Nicholls St.	2	1
								313 H	Alabama St.	10	0
LAST 10 GAMES				189 H	South Ala.	2	1	72 A	Denver	0	7
				175 H	La.-Lafayette	0	2	92 A	North Texas	0	3
				222 H	La.-Monroe	1	2	99 H	Middle Tenn.	0	4
				96 H	Fla. Atlantic	0	3	82 H	Western Ky.	0	6
				247 H	Florida Int'l	2	0	171 A	UALR	0	3

Non-Div. I Games:

Troy

Average RPI Win: 280		WON-LOST RECORD	WINNING PCT. RANK		LAST 10 GAMES	STRENGTH OF SCHEDULE	OPP. STRENGTH OF SCHEDULE	TEAM RPI	ADJ RPI	CONF. RPI	ADJ CONF. RPI						
Average RPI Loss: 105																	
DIV. I ONLY		4-13-1	.25	275	1-8-1	200	150	259	.41724	253	10	10					
DIV. I NON-CONF.		3-6-0	.33333	242	0-1-0	278	240	276	.38489	274	10	10					
<hr/>																	
TOTALS		RPI 1-25		RPI 26-50		W-L RECORDS		RPI 51-100		RPI 101-150		RPI 150+					
4-13-1		0-2-0		0-1-0		OVERALL		0-5-1		0-1-0		4-4-0					
2-5-1		0-0-0		0-1-0		HOME		0-3-1		0-0-0		2-1-0					
2-8-0		0-2-0		0-0-0		AWAY		0-2-0		0-1-0		2-3-0					
0-0-0		0-0-0		0-0-0		NEUTRAL		0-0-0		0-0-0		0-0-0					
3-6-0		0-1-0		0-0-0		NON-CONFERENCE		0-1-0		0-0-0		3-4-0					
1-2-0		0-0-0		0-0-0		HOME		0-1-0		0-0-0		1-1-0					
2-4-0		0-1-0		0-0-		AWAY		0-0-0		0-0-0		2-3-0					
0-0-0		0-0-0		0-0-0		NEUTRAL		0-0-0		0-0-0		0-0-0					
1-7-1		0-1-0		0-1-0		CONFERENCE		0-4-1		0-1-0		1-0-0					
1-3-1		0-0-0		0-1-0		HOME		0-2-1		0-0-0		1-0-0					
0-4-0		0-1-0		0-0-0		AWAY		0-2-0		0-1-0		0-0-0					
0-0-0		0-0-0		0-0-0		NEUTRAL		0-0-0		0-0-0		0-0-0					
RPI	S	Opponent		Score		RPI	S	Opponent		Score		RPI	S	Opponent		Score	
20	A	UCF		0 4		35	H	Memphis		1 3		52	H	Kentucky		1 2	
22	A	South Carolina		0 4								63	A	Colorado Col.		0 7	
												71	H	East Carolina		0 0	
												87	A	UTEP		1 2	
												90	H	UAB		0 3	
												100	H	Rice		1 3	
</																	

Non-Div. I Games:

Marshall

Average RPI Win:	270	WON-LOST RECORD	WINNING PCT. RANK	LAST 10 GAMES	STRENGTH OF SCHEDULE	OPP. STRENGTH OF SCHEDULE	TEAM RPI	ADJ RPI	CONF. RPI	ADJ CONF. RPI	
Average RPI Loss:	180										
DIV. I ONLY	10-9-1	.525	146	5-4-1	298	301	253	.41699	254	32	32
DIV. I NON-CONF.	4-8-1	.34615	241	2-3-1	176	242	222	.43243	233	31	31
<hr/>											
TOTALS	RPI 1-25	RPI 26-50		W-L RECORDS	RPI 51-100		RPI 101-150		RPI 150+		
10-9-1	0-0-0	0-0-0		OVERALL	0-1-0		0-1-0		10-7-1		
6-4-0	0-0-0	0-0-0		HOME	0-1-0		0-0-0		6-3-0		
3-3-1	0-0-0	0-0-0		AWAY	0-0-0		0-0-0		3-3-1		
1-2-0	0-0-0	0-0-0		NEUTRAL	0-0-0		0-1-0		1-1-0		
<hr/>											
4-8-1	0-0-0	0-0-0		NON-CONFERENCE	0-1-0		0-1-0		4-6-1		
3-4-0	0-0-0	0-0-0		HOME	0-1-0		0-0-0		3-3-0		
1-2-1	0-0-0	0-0-		AWAY	0-0-0		0-0-0		1-2-1		
0-2-0	0-0-0	0-0-0		NEUTRAL	0-0-0		0-1-0		0-1-0		
<hr/>											
6-1-0	0-0-0	0-0-0		CONFERENCE	0-0-0		0-0-0		6-1-0		
3-0-0	0-0-0	0-0-0		HOME	0-0-0		0-0-0		3-0-0		
2-1-0	0-0-0	0-0-0		AWAY	0-0-0		0-0-0		2-1-0		
1-0-0	0-0-0	0-0-0		NEUTRAL	0-0-0		0-0-0		1-0-0		
<hr/>											
RPI S	Opponent	Score	RPI S	Opponent	Score	RPI S	Opponent	Score	RPI S	Opponent	Score
						53 H	Virginia Tech	0 4	139 N	Towson	0 5
						153 H Coastal Caro.					
						156 H Richmond					
						174 H South Dakota St.					
						177 H Appalachian St.					
						188 A Francis Marion					
						194 A Wofford					
						201 H Charleston So.					
						246 A Liberty					
						257 N Rider					
						264 H Radford					
						283 A Utah Valley					
						283 H Utah Valley					
						297 A VMI					
						308 H NJIT					
						310 A Howard					
						310 N Howard					
						312 A South Carolina St.					
						314 H Delaware St.					

Non-Div. I Games:

Longwood

Average RPI Win:	263	WON-LOST RECORD	WINNING PCT. RANK	LAST 10 GAMES	STRENGTH OF SCHEDULE	OPP. STRENGTH OF SCHEDULE	TEAM RPI	ADJ RPI	CONF. RPI	ADJ CONF. RPI					
Average RPI Loss:	172														
DIV. I ONLY	7-9-3	.44737	187	4-3-3	279	281	252	.41639	255	29	29				
DIV. I NON-CONF.	3-6-1	.35	236	0-0-1	255	266	266	.39559	264	28	28				
<hr/>															
TOTALS	RPI 1-25	RPI 26-50		W-L RECORDS		RPI 51-100		RPI 101-150		RPI 150+					
7-9-3	0-0-0	0-0-0		OVERALL		0-1-0		0-3-0		7-5-3					
4-4-1	0-0-0	0-0-0		HOME		0-0-0		0-1-0		4-3-1					
2-5-2	0-0-0	0-0-0		AWAY		0-1-0		0-2-0		2-2-2					
1-0-0	0-0-0	0-0-0		NEUTRAL		0-0-0		0-0-0		1-0-0					
<hr/>															
3-6-1	0-0-0	0-0-0		NON-CONFERENCE		0-1-0		0-3-0		3-2-1					
2-2-0	0-0-0	0-0-0		HOME		0-0-0		0-1-0		2-1-0					
0-4-1	0-0-0	0-0-		AWAY		0-1-0		0-2-0		0-1-1					
1-0-0	0-0-0	0-0-0		NEUTRAL		0-0-0		0-0-0		1-0-0					
<hr/>															
4-3-2	0-0-0	0-0-0		CONFERENCE		0-0-0		0-0-0		4-3-2					
2-2-1	0-0-0	0-0-0		HOME		0-0-0		0-0-0		2-2-1					
2-1-1	0-0-0	0-0-0		AWAY		0-0-0		0-0-0		2-1-1					
0-0-0	0-0-0	0-0-0		NEUTRAL		0-0-0		0-0-0		0-0-0					
<hr/>															
RPI	S	Opponent	Score	RPI	S	Opponent	Score	RPI	S	Opponent	Score				
				51 A Northwestern 0 3				124 H Navy 0 1							
								138 A Bucknell 2 5							
								147 A Northern Ill. 0 3							
								179 H Monmouth 0 1							
								181 A Central Conn. St. 0 1							
								196 N Northeastern 2 0							
								225 A Long Island 1 0							
								230 A Akron 1 3							
								235 H Fairleigh Dickinson 1 2							
								251 H Sacred Heart 1 1							
								259 A Quinnipiac 0 0							
								263 H Robert Morris 1 0							
								265 H St. Bonaventure 0 2							
								272 H Canisius 1 0							
								282 H Mt. St. Mary's 1 0							
								295 A Wagner 2 1							
								309 A Youngstown St. 0 0							
								310 H Howard 5 0							
				<hr/>											
								LAST 10 GAMES							
				225 A Long Island 1 0				259 A Quinnipiac 0 0							
				295 A Wagner 2 1				181 A Central Conn. St. 0 1							
				179 H Monmouth 0 1				309 A Youngstown St. 0 0							
				282 H Mt. St. Mary's 1 0				251 H Sacred Heart 1 1							
				263 H Robert Morris 1 0				235 H Fairleigh Dickinson 1 2							

Non-Div. I Games:

St. Francis (Pa.)

Ga. Southern

Through Games Of 2007 Final - 8-4

Average RPI Win:	243	WON-LOST	WINNING	LAST 10	STRENGTH OF	OPP. STRENGTH	TEAM	ADJ	CONF.	ADJ CONF.				
Average RPI Loss:	125	RECORD	PCT. RANK	GAMES	SCHEDULE	OF SCHEDULE	RPI	RPI	RPI	RPI				
DIV. I ONLY	3-12-2	.23529	282	2-6-2	182	154	260	.4133	256	15	15			
DIV. I NON-CONF.	1-6-0	.14286	289	1-0-0	180	125	265	.39915	258	14	14			
<hr/>														
TOTALS	RPI 1-25	RPI 26-50		W-L RECORDS	RPI 51-100		RPI 101-150		RPI 150+					
3-12-2	0-0-0	0-2-0		OVERALL	0-2-0		0-4-0		3-4-2					
2-3-2	0-0-0	0-0-0		HOME	0-1-0		0-1-0		2-1-2					
1-8-0	0-0-0	0-2-0		AWAY	0-1-0		0-2-0		1-3-0					
0-1-0	0-0-0	0-0-0		NEUTRAL	0-0-0		0-1-0		0-0-0					
<hr/>														
1-6-0	0-0-0	0-1-0		NON-CONFERENCE	0-0-0		0-3-0		1-2-0					
0-2-0	0-0-0	0-0-0		HOME	0-0-0		0-1-0		0-1-0					
1-3-0	0-0-0	0-0-		AWAY	0-0-0		0-1-0		1-1-0					
0-1-0	0-0-0	0-0-0		NEUTRAL	0-0-0		0-1-0		0-0-0					
<hr/>														
2-6-2	0-0-0	0-1-0		CONFERENCE	0-2-0		0-1-0		2-2-2					
2-1-2	0-0-0	0-0-0		HOME	0-1-0		0-0-0		2-0-2					
0-5-0	0-0-0	0-1-0		AWAY	0-1-0		0-1-0		0-2-0					
0-0-0	0-0-0	0-0-0		NEUTRAL	0-0-0		0-0-0		0-0-0					
<hr/>														
RPI S	Opponent	Score	RPI S	Opponent	Score	RPI S	Opponent	Score	RPI S	Opponent	Score			
			26 A	UNC Greensboro	0	3	67 H	Furman	1	3	107 A	Georgia St.	0	2
			43 A	Samford	0	1	75 A	Davidson	0	2	109 H	Mercer	1	2
									114 N	Mississippi St.	1	2		
									123 A	Col. of Charleston	0	2		
									163 H	Western Caro.	1	1		
									170 A	High Point	0	1		
									177 A	Appalachian St.	1	2		
									194 H	Wofford	2	1		
									232 A	Elon	0	1		
									240 A	Winthrop	1	0		
						253 H	Marshall	0	2					
						290 H	Chattanooga	2	2					
						294 H	Citadel	6	0					
<hr/>														
			LAST 10 GAMES											
			75 A	Davidson	0	2	67 H	Furman	1	3				
			194 H	Wofford	2	1	26 A	UNC Greensboro	0	3				
			177 A	Appalachian St.	1	2	123 A	Col. of Charleston	0	2				
			163 H	Western Caro.	1	1	290 H	Chattanooga	2	2				
			232 A	Elon	0	1	240 A	Winthrop	1	0				

Non-Div. I Games:

Ga. Southern

Average RPI Win: 255		WON-LOST	WINNING	LAST 10	STRENGTH OF		OPP. STRENGTH	TEAM	ADJ	CONF.	ADJ CONF.		
Average RPI Loss: 174		RECORD	PCT. RANK	GAMES	SCHEDULE		OF SCHEDULE	RPI	RPI	RPI	RPI		
DIV. I ONLY		5-11-3	.34211	237	2-8-0		216	277	255	.41182	257	23	24
DIV. I NON-CONF.		4-3-3	.55	136	1-0-0		168	285	164	.48615	168	25	24
TOTALS		RPI 1-25	RPI 26-50		W-L RECORDS		RPI 51-100		RPI 101-150		RPI 150+		
5-11-3	0-0-0	0-0-0		OVERALL		0-2-0		1-2-1		4-7-2			
2-5-1	0-0-0	0-0-0		HOME		0-1-0		0-2-0		2-2-1			
1-6-2	0-0-0	0-0-0		AWAY		0-1-0		0-0-1		1-5-1			
2-0-0	0-0-0	0-0-0		NEUTRAL		0-0-0		1-0-0		1-0-0			
4-3-3	0-0-0	0-0-0		NON-CONFERENCE		0-1-0		1-1-1		3-1-2			
1-2-1	0-0-0	0-0-0		HOME		0-1-0		0-1-0		1-0-1			
1-1-2	0-0-0	0-0-		AWAY		0-0-0		0-0-1		1-1-1			
2-0-0	0-0-0	0-0-0		NEUTRAL		0-0-0		1-0-0		1-0-0			
1-8-0	0-0-0	0-0-0		CONFERENCE		0-1-0		0-1-0		1-6-0			
1-3-0	0-0-0	0-0-0		HOME		0-0-0		0-1-0		1-2-0			
0-5-0	0-0-0	0-0-0		AWAY		0-1-0		0-0-0		0-4-0			
0-0-0	0-0-0	0-0-0		NEUTRAL		0-0-0		0-0-0		0-0-0			
RPI S	Opponent	Score	RPI S	Opponent	Score	RPI S	Opponent	Score	RPI S	Opponent	Score		
						55 H Penn	0	2	124 A Navy	1	1		
						77 A Loyola (Md.)	0	1	126 H Marist	0	4		
									129 N George Mason	2	0		
									139 H Towson	0	2		
									160 A Fairfield	1	5		
									179 A Monmouth	0	1		
									197 A Niagara	1	2		
									203 H Manhattan	0	1		
									213 H Drexel	0	0		
									231 A Hartford	2	2		
									249 H Siena	1	2		
									254 N Longwood	3	2		
									262 A Iona	0	2		
									269 H St. Joseph's	3	2		
									272 A Canisius	0	2		
									307 H St. Peter's	5	0		
									314 A Delaware St.	2	1		
LAST 10 GAMES													
						160 A Fairfield	1	5	197 A Niagara	1	2		
						262 A Iona	0	2	77 A Loyola (Md.)	0	1		
						249 H Siena	1	2	314 A Delaware St.	2	1		
						126 H Marist	0	4	203 H Manhattan	0	1		
						272 A Canisius	0	2	307 H St. Peter's	5	0		

Non-Div. I Games:

Rider

Average RPI Win: 277		WON-LOST	WINNING		LAST 10	STRENGTH OF		OPP. STRENGTH	TEAM	ADJ	CONF.	ADJ CONF.	
Average RPI Loss: 193		RECORD	PCT. RANK		GAMES	SCHEDULE		OF SCHEDULE	RPI	RPI	RPI	RPI	
DIV. I ONLY		8-9-0	.47059	183	6-4-0	296		273	257	.41173	258	30	30
DIV. I NON-CONF.		3-5-0	.375	221	1-0-0	291		251	277	.38228	277	30	30
TOTALS		RPI 1-25	RPI 26-50		W-L RECORDS		RPI 51-100		RPI 101-150		RPI 150+		
8-9-0		0-0-0	0-0-0		OVERALL		0-0-0		0-2-0		8-7-0		
4-3-0		0-0-0	0-0-0		HOME		0-0-0		0-0-0		4-3-0		
4-5-0		0-0-0	0-0-0		AWAY		0-0-0		0-2-0		4-3-0		
0-1-0		0-0-0	0-0-0		NEUTRAL		0-0-0		0-0-0		0-1-0		
3-5-0		0-0-0	0-0-0		NON-CONFERENCE		0-0-0		0-1-0		3-4-0		
1-2-0		0-0-0	0-0-0		HOME		0-0-0		0-0-0		1-2-0		
2-2-0		0-0-0	0-0-		AWAY		0-0-0		0-1-0		2-1-0		
0-1-0		0-0-0	0-0-0		NEUTRAL		0-0-0		0-0-0		0-1-0		
5-4-0		0-0-0	0-0-0		CONFERENCE		0-0-0		0-1-0		5-3-0		
3-1-0		0-0-0	0-0-0		HOME		0-0-0		0-0-0		3-1-0		
2-3-0		0-0-0	0-0-0		AWAY		0-0-0		0-1-0		2-2-0		
0-0-0		0-0-0	0-0-0		NEUTRAL		0-0-0		0-0-0		0-0-0		
RPI S	Opponent	Score	RPI S	Opponent	Score	RPI S	Opponent	Score	RPI S	Opponent	Score		
									120 A	Stephen F. Austin	0	4	
									141 A	Belmont	0	1	
									169 N	New Hampshire	0	3	
									171 H	UALR	1	3	
									172 A	McNeese St.	0	1	
									191 A	Northwestern St.	0	2	
									206 H	Southeastern La.	1	0	
									218 H	UTSA	0	2	
									252 H	Troy	2	1	
									271 H	Arkansas St.	2	3	
									278 A	Sam Houston St.	4	3	
									280 A	Vermont	0	1	
									281 H	Texas St.	1	0	
									292 A	Lipscomb	2	1	
									299 A	Prairie View	5	1	
									302 H	Nicholls St.	6	1	
									305 A	Lamar	2	0	
LAST 10 GAMES													
						191 A	Northwestern St.	0	2	206 H	Southeastern La.	1	0
						281 H	Texas St.	1	0	302 H	Nicholls St.	6	1
						218 H	UTSA	0	2	172 A	McNeese St.	0	1
						278 A	Sam Houston St.	4	3	305 A	Lamar	2	0
						120 A	Stephen F. Austin	0	4	299 A	Prairie View	5	1

Non-Div. I Games:

Central Ark.

Quinnipiac

Through Games Of 2007 Final - 8-4

Average RPI Win:	266	WON-LOST RECORD	WINNING PCT. RANK	LAST 10 GAMES	STRENGTH OF SCHEDULE	OPP. STRENGTH OF SCHEDULE	TEAM RPI	ADJ RPI	CONF. RPI	ADJ CONF. RPI	
Average RPI Loss:	201										
DIV. I ONLY	9-7-2	.55556	120	2-6-2	306	287	256	.41138	259	29	29
DIV. I NON-CONF.	7-2-0	.77778	22	0-1-0	309	287	208	.45535	205	28	28
<hr/>											
TOTALS	RPI 1-25	RPI 26-50		W-L RECORDS		RPI 51-100		RPI 101-150		RPI 150+	
9-7-2	0-0-0	0-0-0		OVERALL		0-1-0		0-0-0		9-6-2	
5-1-2	0-0-0	0-0-0		HOME		0-0-0		0-0-0		5-1-2	
4-6-0	0-0-0	0-0-0		AWAY		0-1-0		0-0-0		4-5-0	
0-0-0	0-0-0	0-0-0		NEUTRAL		0-0-0		0-0-0		0-0-0	
7-2-0	0-0-0	0-0-0		NON-CONFERENCE		0-1-0		0-0-0		7-1-0	
4-0-0	0-0-0	0-0-0		HOME		0-0-0		0-0-0		4-0-0	
3-2-0	0-0-0	0-0-		AWAY		0-1-0		0-0-0		3-1-0	
0-0-0	0-0-0	0-0-0		NEUTRAL		0-0-0		0-0-0		0-0-0	
2-5-2	0-0-0	0-0-0		CONFERENCE		0-0-0		0-0-0		2-5-2	
1-1-2	0-0-0	0-0-0		HOME		0-0-0		0-0-0		1-1-2	
1-4-0	0-0-0	0-0-0		AWAY		0-0-0		0-0-0		1-4-0	
0-0-0	0-0-0	0-0-0		NEUTRAL		0-0-0		0-0-0		0-0-0	
RPI	S	Opponent	Score	RPI	S	Opponent	Score	RPI	S	Opponent	Score
						54	A	Yale	1	2	

Non-Div. I Games:

Quinnipiac

Average RPI Win: 216		WON-LOST RECORD		WINNING PCT. RANK		LAST 10 GAMES		STRENGTH OF SCHEDULE		OPP. STRENGTH OF SCHEDULE		TEAM RPI		ADJ RPI		CONF. RPI		ADJ CONF. RPI					
DIV. I ONLY		2-13-1		.15625 302		0-6-1		137		145		265		.40842 260		27		26					
DIV. I NON-CONF.		2-13-1		.15625 286		0-6-1		132		153		246		.40842 246		23		25					
TOTALS		RPI 1-25		RPI 26-50		W-L RECORDS		RPI 51-100		RPI 101-150		RPI 150+											
2-13-1		0-2-0		0-0-0		OVERALL		0-1-0		0-6-0		2-4-1											
0-4-0		0-0-0		0-0-0		HOME		0-1-0		0-2-0		0-1-0											
2-8-1		0-1-0		0-0-0		AWAY		0-0-0		0-4-0		2-3-1											
0-1-0		0-1-0		0-0-0		NEUTRAL		0-0-0		0-0-0		0-0-0											
2-13-1		0-2-0		0-0-0		NON-CONFERENCE		0-1-0		0-6-0		2-4-1											
0-4-0		0-0-0		0-0-0		HOME		0-1-0		0-2-0		0-1-0											
2-8-1		0-1-0		0-0-		AWAY		0-0-0		0-4-0		2-3-1											
0-1-0		0-1-0		0-0-0		NEUTRAL		0-0-0		0-0-0		0-0-0											
0-0-0		0-0-0		0-0-0		CONFERENCE		0-0-0		0-0-0		0-0-0											
0-0-0		0-0-0		0-0-0		HOME		0-0-0		0-0-0		0-0-0											
0-0-0		0-0-0		0-0-0		AWAY		0-0-0		0-0-0		0-0-0											
0-0-0		0-0-0		0-0-0		NEUTRAL		0-0-0		0-0-0		0-0-0											
RPI	S	Opponent		Score		RPI	S	Opponent		Score		RPI	S	Opponent		Score							
19	A	San Diego		0	5							61	H	Long Beach St.		0	5	103	H	Gonzaga	0	4	
24	N	California		0	3													106	A	San Diego St.	0	3	
																		128	A	Fresno St.	0	2	
																		131	A	Sacramento St.	0	2	
																		135	A	Cal Poly	1	3	
																		145	H	UC Santa Barbara	0	3	
																		152	A	Pacific	0	2	
																		164	H	UC Irvine	0	3	
																		182	A	Cal St. Northridge	2	3	
																		183	A	St. Mary's (Cal.)	2	1	
																		214	A	San Francisco	0	0	
																		223	A	Eastern Wash.	0	1	
																		248	A	Idaho	2	1	
LAST 10 GAMES																							
						103	H	Gonzaga		0	4	19	A	San Diego		0	5						
						128	A	Fresno St.		0	2	214	A	San Francisco		0	0						
						182	A	Cal St. Northridge		2	3	131	A	Sacramento St.		0	2						
						135	A	Cal Poly		1	3	152	A	Pacific		0	2						
						106	A	San Diego St.		0	3	145	H	UC Santa Barbara		0	3						

Non-Div. I Games: Houston Baptist 3 0 Biola 2 0 Westmont 5 0

Cal St. Bakersfield

Average RPI Win: 291		WON-LOST	WINNING	LAST 10	STRENGTH OF		OPP. STRENGTH	TEAM	ADJ	CONF.	ADJ CONF.
Average RPI Loss: 188		RECORD	PCT. RANK	GAMES	SCHEDULE		OF SCHEDULE	RPI	RPI	RPI	RPI
DIV. I ONLY		10-8-1	.55263	122	6-3-1		305	298	258	.40817	261
DIV. I NON-CONF.		4-5-0	.44444	186	1-0-0		296	226	259	.3976	260
TOTALS		RPI 1-25	RPI 26-50		W-L RECORDS		RPI 51-100		RPI 101-150		RPI 150+
10-8-1	0-0-0	0-0-0		OVERALL		0-1-0		0-1-0		10-6-1	
4-3-0	0-0-0	0-0-0		HOME		0-0-0		0-0-0		4-3-0	
6-4-1	0-0-0	0-0-0		AWAY		0-1-0		0-1-0		6-2-1	
0-1-0	0-0-0	0-0-0		NEUTRAL		0-0-0		0-0-0		0-1-0	
4-5-0	0-0-0	0-0-0		NON-CONFERENCE		0-1-0		0-1-0		4-3-0	
1-1-0	0-0-0	0-0-0		HOME		0-0-0		0-0-0		1-1-0	
3-4-0	0-0-0	0-0-		AWAY		0-1-0		0-1-0		3-2-0	
0-0-0	0-0-0	0-0-0		NEUTRAL		0-0-0		0-0-0		0-0-0	
6-3-1	0-0-0	0-0-0		CONFERENCE		0-0-0		0-0-0		6-3-1	
3-2-0	0-0-0	0-0-0		HOME		0-0-0		0-0-0		3-2-0	
3-0-1	0-0-0	0-0-0		AWAY		0-0-0		0-0-0		3-0-1	
0-1-0	0-0-0	0-0-0		NEUTRAL		0-0-0		0-0-0		0-1-0	
RPI S	Opponent	Score	RPI S	Opponent	Score	RPI S	Opponent	Score	RPI S	Opponent	Score
						92 A	North Texas	0 4	120 A	Stephen F. Austin	1 4
									175 A	La.-Lafayette	0 4
									187 H	Alabama A&M	1 2
									187 N	Alabama A&M	1 2
									220 H	Jackson St.	0 3
									222 H	La.-Monroe	2 1
									238 A	Mississippi Val.	1 1
									241 A	Houston	0 1
									277 A	Louisiana Tech	1 0
									278 A	Sam Houston St.	1 0
									284 H	Centenary (La.)	0 2
									296 H	Southern U.	4 0
									299 A	Prairie View	3 1
									304 A	Texas Southern	3 0
									305 A	Lamar	6 0
									306 A	Alcorn St.	5 0
									311 H	Ark.-Pine Bluff	6 0
									313 H	Alabama St.	13 0
LAST 10 GAMES											
						187 N	Alabama A&M	1 2	304 A	Texas Southern	3 0
						238 A	Mississippi Val.	1 1	299 A	Prairie View	3 1
						306 A	Alcorn St.	5 0	220 H	Jackson St.	0 3
						313 H	Alabama St.	13 0	296 H	Southern U.	4 0
						187 H	Alabama A&M	1 2	277 A	Louisiana Tech	1 0

Non-Div. I Games: Delta St. 6 0 Dallas Baptist 2 3

Grambling

Average RPI Win: 259		WON-LOST RECORD	WINNING PCT. RANK		LAST 10 GAMES	STRENGTH OF SCHEDULE	OPP. STRENGTH OF SCHEDULE	TEAM RPI	ADJ RPI	CONF. RPI	ADJ CONF. RPI				
Average RPI Loss: 170															
DIV. I ONLY		5-14-1	.275	268	3-6-1	175	271	261	.40671	262	23	24			
DIV. I NON-CONF.		2-9-0	.18182	281	0-1-0	139	268	255	.40059	255	25	24			
<hr/>															
TOTALS		RPI 1-25		RPI 26-50		W-L RECORDS		RPI 51-100		RPI 101-150		RPI 150+			
5-14-1		0-0-0		0-0-0		OVERALL		0-3-0		0-2-0		5-9-1			
1-5-0		0-0-0		0-0-0		HOME		0-3-0		0-1-0		1-1-0			
4-9-1		0-0-0		0-0-0		AWAY		0-0-0		0-1-0		4-8-1			
0-0-0		0-0-0		0-0-0		NEUTRAL		0-0-0		0-0-0		0-0-0			
2-9-0		0-0-0		0-0-0		NON-CONFERENCE		0-2-0		0-1-0		2-6-0			
0-2-0		0-0-0		0-0-0		HOME		0-2-0		0-0-0		0-0-0			
2-7-0		0-0-0		0-0-		AWAY		0-0-0		0-1-0		2-6-0			
0-0-0		0-0-0		0-0-0		NEUTRAL		0-0-0		0-0-0		0-0-0			
3-5-1		0-0-0		0-0-0		CONFERENCE		0-1-0		0-1-0		3-3-1			
1-3-0		0-0-0		0-0-0		HOME		0-1-0		0-1-0		1-1-0			
2-2-1		0-0-0		0-0-0		AWAY		0-0-0		0-0-0		2-2-1			
0-0-0		0-0-0		0-0-0		NEUTRAL		0-0-0		0-0-0		0-0-0			
RPI	S	Opponent	Score	RPI	S	Opponent	Score	RPI	S	Opponent	Score				
								77	H	Loyola (Md.)	2	3			
								84	H	Fordham	0	1			
								86	H	Columbia	0	4			
										126	H	Marist	2	3	
										149	A	Massachusetts	1	2	
										159	A	Stony Brook	0	2	
										160	A	Fairfield	1	1	
										169	A	New Hampshire	1	3	
										173	A	Colgate	0	3	
										176	A	Baylor	0	4	
										197	A	Niagara	1	2	
										200	A	Army	0	3	
										203	A	Manhattan	3	1	
										218	A	UTSA	5	1	
										249	H	Siena	1	2	
										257	H	Rider	2	0	
										259	A	Quinnipiac	0	3	
										272	A	Canisius	0	1	
										307	A	St. Peter's	2	1	
										308	A	NJIT	1	0	
<hr/>															
LAST 10 GAMES															
						77	H	Loyola (Md.)	2	3	249	H	Siena	1	2
						257	H	Rider	2	0	126	H	Marist	2	3
						203	A	Manhattan	3	1	272	A	Canisius	0	1
						307	A	St. Peter's	2	1	197	A	Niagara	1	2
						160	A	Fairfield	1	1	86	H	Columbia	0	4

Non-Div. I Games:

Iona

Average RPI Win: 250		WON-LOST RECORD	WINNING PCT. RANK	LAST 10 GAMES	STRENGTH OF SCHEDULE	OPP. STRENGTH OF SCHEDULE	TEAM RPI	ADJ RPI	CONF. RPI	ADJ CONF. RPI		
Average RPI Loss: 191												
DIV. I ONLY		7-10-2	.42105	200	4-5-1	284	279	262	.40506	263	29	29
DIV. I NON-CONF.		3-6-1	.35	236	0-1-0	265	267	269	.39079	269	28	28
<hr/>												
TOTALS		RPI 1-25		RPI 26-50		W-L RECORDS		RPI 51-100		RPI 101-150		RPI 150+
7-10-2		0-0-0		0-0-0		OVERALL		0-3-0		1-0-0		6-7-2
5-1-2		0-0-0		0-0-0		HOME		0-1-0		1-0-0		4-0-2
2-9-0		0-0-0		0-0-0		AWAY		0-2-0		0-0-0		2-7-0
0-0-0		0-0-0		0-0-0		NEUTRAL		0-0-0		0-0-0		0-0-0
3-6-1		0-0-0		0-0-0		NON-CONFERENCE		0-3-0		1-0-0		2-3-1
2-1-1		0-0-0		0-0-0		HOME		0-1-0		1-0-0		1-0-1
1-5-0		0-0-0		0-0-		AWAY		0-2-0		0-0-0		1-3-0
0-0-0		0-0-0		0-0-0		NEUTRAL		0-0-0		0-0-0		0-0-0
4-4-1		0-0-0		0-0-0		CONFERENCE		0-0-0		0-0-0		4-4-1
3-0-1		0-0-0		0-0-0		HOME		0-0-0		0-0-0		3-0-1
1-4-0		0-0-0		0-0-0		AWAY		0-0-0		0-0-0		1-4-0
0-0-0		0-0-0		0-0-0		NEUTRAL		0-0-0		0-0-0		0-0-0
RPI	S	Opponent	Score	RPI	S	Opponent	Score	RPI	S	Opponent	Score	
						55 A Penn	1 4			138 H Bucknell	2 1	
						70 A Villanova	1 3			179 H Monmouth	3 0	
						94 H Alabama	1 3			181 A Central Conn. St.	1 2	
										197 A Niagara	0 1	
										225 A Long Island	0 1	
										233 H Ohio	0 0	
										235 H Fairleigh Dickinson	2 0	
										251 H Sacred Heart	0 0	
										255 A St. Francis (Pa.)	0 1	
										259 A Quinnipiac	0 3	
										269 A St. Joseph's	0 1	
										282 H Mt. St. Mary's	1 0	
										295 A Wagner	3 2	
										301 A Cleveland St.	1 3	
										309 A Youngstown St.	1 0	
										310 H Howard	10 0	
<hr/>												
LAST 10 GAMES												
						295 A Wagner	3 2			181 A Central Conn. St.	1 2	
						225 A Long Island	0 1			259 A Quinnipiac	0 3	
						282 H Mt. St. Mary's	1 0			235 H Fairleigh Dickinson	2 0	
						179 H Monmouth	3 0			251 H Sacred Heart	0 0	
						255 A St. Francis (Pa.)	0 1			197 A Niagara	0 1	

Non-Div. I Games:

Robert Morris

Average RPI Win: 279		WON-LOST	WINNING	LAST 10	STRENGTH OF		OPP. STRENGTH	TEAM	ADJ	CONF.	ADJ CONF.
Average RPI Loss: 183		RECORD	PCT. RANK	GAMES	SCHEDULE		OF SCHEDULE	RPI	RPI	RPI	RPI
DIV. I ONLY		8-10-0	.44444	190	4-6-0		291	291	263	.40422	264
DIV. I NON-CONF.		5-5-0	.5	149	1-1-0		297	295	252	.40291	253
TOTALS		RPI 1-25	RPI 26-50		W-L RECORDS		RPI 51-100		RPI 101-150		RPI 150+
8-10-0	0-0-0	0-0-0		OVERALL		0-1-0		0-1-0		8-8-0	
7-2-0	0-0-0	0-0-0		HOME		0-1-0		0-0-0		7-1-0	
1-7-0	0-0-0	0-0-0		AWAY		0-0-0		0-1-0		1-6-0	
0-1-0	0-0-0	0-0-0		NEUTRAL		0-0-0		0-0-0		0-1-0	
5-5-0	0-0-0	0-0-0		NON-CONFERENCE		0-1-0		0-1-0		5-3-0	
4-1-0	0-0-0	0-0-0		HOME		0-1-0		0-0-0		4-0-0	
1-4-0	0-0-0	0-0-0		AWAY		0-0-0		0-1-0		1-3-0	
0-0-0	0-0-0	0-0-0		NEUTRAL		0-0-0		0-0-0		0-0-0	
3-5-0	0-0-0	0-0-0		CONFERENCE		0-0-0		0-0-0		3-5-0	
3-1-0	0-0-0	0-0-0		HOME		0-0-0		0-0-0		3-1-0	
0-3-0	0-0-0	0-0-0		AWAY		0-0-0		0-0-0		0-3-0	
0-1-0	0-0-0	0-0-0		NEUTRAL		0-0-0		0-0-0		0-1-0	
RPI S	Opponent	Score	RPI S	Opponent	Score	RPI S	Opponent	Score	RPI S	Opponent	Score
						53 H	Virginia Tech	0 3	140 A	Old Dominion	1 5
									153 A	Coastal Caro.	0 1
									162 A	East Tenn. St.	1 3
									170 A	High Point	1 2
									170 N	High Point	1 3
									201 H	Charleston So.	4 2
									240 H	Winthrop	1 2
									245 A	Presbyterian	0 2
									246 A	Liberty	1 4
									253 H	Marshall	1 0
									254 A	Longwood	0 1
									268 A	Eastern Ky.	2 1
									289 H	UNC Asheville	3 2
									297 H	VMI	4 1
									300 H	S.C. Upstate	5 2
									310 H	Howard	4 0
									312 H	South Carolina St.	10 0
LAST 10 GAMES											
						170 N	High Point	1 3	246 A	Liberty	1 4
						245 A	Presbyterian	0 2	170 A	High Point	1 2
						153 A	Coastal Caro.	0 1	289 H	UNC Asheville	3 2
						240 H	Winthrop	1 2	297 H	VMI	4 1
						201 H	Charleston So.	4 2	310 H	Howard	4 0

Non-Div. I Games: Concord 6 0

Radford

Average RPI Win:	239	WON-LOST	WINNING	LAST 10	STRENGTH OF	OPP. STRENGTH	TEAM	ADJ	CONF.	ADJ CONF.	
Average RPI Loss:	171	RECORD	PCT. RANK	GAMES	SCHEDULE	OF SCHEDULE	RPI	RPI	RPI	RPI	
DIV. I ONLY	5-12-2	.31579	249	2-7-1	247	193	264	.40295	265	13	13
DIV. I NON-CONF.	3-4-1	.4375	191	0-0-0	275	293	250	.39967	257	13	13
TOTALS	RPI 1-25	RPI 26-50	W-L RECORDS	RPI 51-100	RPI 101-150	RPI 150+					
5-12-2	0-0-0	0-0-1	OVERALL	0-3-0	0-2-0	5-7-1					
2-7-1	0-0-0	0-0-1	HOME	0-2-0	0-2-0	2-3-0					
3-5-0	0-0-0	0-0-0	AWAY	0-1-0	0-0-0	3-4-0					
0-0-1	0-0-0	0-0-0	NEUTRAL	0-0-0	0-0-0	0-0-1					
3-4-1	0-0-0	0-0-0	NON-CONFERENCE	0-0-0	0-0-0	3-4-1					
1-3-0	0-0-0	0-0-0	HOME	0-0-0	0-0-0	1-3-0					
2-1-0	0-0-0	0-0-	AWAY	0-0-0	0-0-0	2-1-0					
0-0-1	0-0-0	0-0-0	NEUTRAL	0-0-0	0-0-0	0-0-1					
2-8-1	0-0-0	0-0-1	CONFERENCE	0-3-0	0-2-0	2-3-0					
1-4-1	0-0-0	0-0-1	HOME	0-2-0	0-2-0	1-0-0					
1-4-0	0-0-0	0-0-0	AWAY	0-1-0	0-0-0	1-3-0					
0-0-0	0-0-0	0-0-0	NEUTRAL	0-0-0	0-0-0	0-0-0					
RPI S	Opponent	Score	RPI S	Opponent	Score	RPI S	Opponent	Score	RPI S	Opponent	Score
			41 H Dayton	0 0	76 H Rhode Island	1 4	118 H Duquesne	0 1			
					83 A St. Louis	0 2	146 H La Salle	1 2			
					84 H Fordham	0 1	156 A Richmond	0 4			
							180 A George Washington	0 2			
							197 H Niagara	1 2			
							202 A Temple	3 0			
							210 H Xavier	4 3			
							227 H Cornell	4 2			
							230 H Akron	1 2			
							233 N Ohio	0 0			
							237 H Kent St.	1 2			
							255 A St. Francis (Pa.)	2 0			
							269 A St. Joseph's	0 2			
							272 A Canisius	2 3			
							301 A Cleveland St.	3 0			
LAST 10 GAMES											
	84 H Fordham	0 1	41 H Dayton	0 0							
	146 H La Salle	1 2	210 H Xavier	4 3							
	118 H Duquesne	0 1	156 A Richmond	0 4							
	202 A Temple	3 0	180 A George Washington	0 2							
	269 A St. Joseph's	0 2	83 A St. Louis	0 2							

Non-Div. I Games:

St. Bonaventure

Average RPI Win:	279	WON-LOST RECORD	WINNING PCT. RANK	LAST 10 GAMES	STRENGTH OF SCHEDULE	OPP. STRENGTH OF SCHEDULE	TEAM RPI	ADJ RPI	CONF. RPI	ADJ CONF. RPI	
DIV. I ONLY		6-12-0	.33333 241	3-7-0	270	235	271	.40278 266	16	16	
DIV. I NON-CONF.		5-7-0	.41667 206	2-2-0	258	252	244	.41263 243	15	15	
<hr/>											
TOTALS	RPI 1-25	RPI 26-50		W-L RECORDS	RPI 51-100		RPI 101-150		RPI 150+		
6-12-0	0-0-0	0-2-0		OVERALL	0-3-0		0-1-0		6-6-0		
5-4-0	0-0-0	0-1-0		HOME	0-1-0		0-1-0		5-1-0		
0-7-0	0-0-0	0-1-0		AWAY	0-2-0		0-0-0		0-4-0		
1-1-0	0-0-0	0-0-0		NEUTRAL	0-0-0		0-0-0		1-1-0		
5-7-0	0-0-0	0-2-0		NON-CONFERENCE	0-1-0		0-0-0		5-4-0		
4-2-0	0-0-0	0-1-0		HOME	0-0-0		0-0-0		4-1-0		
0-4-0	0-0-0	0-0-		AWAY	0-1-0		0-0-0		0-2-0		
1-1-0	0-0-0	0-0-0		NEUTRAL	0-0-0		0-0-0		1-1-0		
1-5-0	0-0-0	0-0-0		CONFERENCE	0-2-0		0-1-0		1-2-0		
1-2-0	0-0-0	0-0-0		HOME	0-1-0		0-1-0		1-0-0		
0-3-0	0-0-0	0-0-0		AWAY	0-1-0		0-0-0		0-2-0		
0-0-0	0-0-0	0-0-0		NEUTRAL	0-0-0		0-0-0		0-0-0		
RPI S	Opponent	Score	RPI S	Opponent	Score	RPI S	Opponent	Score	RPI S	Opponent	Score
			39 H	Illinois	0 3	80 A	Milwaukee	0 3	121 H	Evansville	1 2
			50 A	Marquette	0 2	91 H	Illinois St.	0 2	155 H	Butler	3 7
						97 A	Creighton	0 4	161 A	Eastern Ill.	0 3
									186 A	Drake	1 7
									199 A	Valparaiso	1 3
									207 H	Missouri St.	2 0
									267 A	UNI	0 3
									268 H	Eastern Ky.	2 1
									285 N	Albany (N.Y.)	1 2
									286 H	IUPUI	2 0
									301 H	Cleveland St.	3 1
									303 H	IPFW	2 0
									310 N	Howard	4 1
<hr/>											
LAST 10 GAMES											
			207 H	Missouri St.	2 0	303 H	IPFW	2 0			
			186 A	Drake	1 7	91 H	Illinois St.	0 2			
			267 A	UNI	0 3	199 A	Valparaiso	1 3			
			97 A	Creighton	0 4	39 H	Illinois	0 3			
			121 H	Evansville	1 2	301 H	Cleveland St.	3 1			

Non-Div. I Games:

Indiana St.

Average RPI Win: 267		WON-LOST	WINNING	LAST 10	STRENGTH OF	OPP. STRENGTH	TEAM	ADJ	CONF.	ADJ CONF.							
Average RPI Loss: 151		RECORD	PCT. RANK	GAMES	SCHEDULE	OF SCHEDULE	RPI	RPI	RPI	RPI							
DIV. I ONLY		4-10-2	.3125	254	1-6-1	272	174	270	.40261	267	16	16					
DIV. I NON-CONF.		3-5-1	.38889	214	0-1-0	279	196	257	.40196	254	15	15					
<hr/>																	
TOTALS		RPI 1-25	RPI 26-50		W-L RECORDS		RPI 51-100		RPI 101-150		RPI 150+						
4-10-2	0-0-0	0-0-0		OVERALL		0-5-0		0-0-1		4-5-1							
1-1-1	0-0-0	0-0-0		HOME		0-1-0		0-0-1		1-0-0							
1-8-1	0-0-0	0-0-0		AWAY		0-4-0		0-0-0		1-4-1							
2-1-0	0-0-0	0-0-0		NEUTRAL		0-0-0		0-0-0		2-1-0							
<hr/>																	
3-5-1	0-0-0	0-0-0		NON-CONFERENCE		0-2-0		0-0-0		3-3-1							
0-0-0	0-0-0	0-0-0		HOME		0-0-0		0-0-0		0-0-0							
1-4-1	0-0-0	0-0-		AWAY		0-2-0		0-0-0		1-2-1							
2-1-0	0-0-0	0-0-0		NEUTRAL		0-0-0		0-0-0		2-1-0							
<hr/>																	
1-5-1	0-0-0	0-0-0		CONFERENCE		0-3-0		0-0-1		1-2-0							
1-1-1	0-0-0	0-0-0		HOME		0-1-0		0-0-1		1-0-0							
0-4-0	0-0-0	0-0-0		AWAY		0-2-0		0-0-0		0-2-0							
0-0-0	0-0-0	0-0-0		NEUTRAL		0-0-0		0-0-0		0-0-0							
<hr/>																	
RPI S	Opponent	Score	RPI S	Opponent	Score	RPI S	Opponent	Score	RPI S	Opponent	Score						
						65 A	Iowa St.	1 4	121 H	Evansville	0 0						
						69 A	Iowa	0 4	174 A	South Dakota St.	1 1						
						91 H	Illinois St.	0 3	186 A	Drake	0 5						
						97 A	Creighton	1 2	199 A	Valparaiso	0 1						
						97 A	Creighton	0 2	207 A	Missouri St.	0 4						
									224 A	North Dakota St.	1 2						
									228 N	Air Force	1 0						
									266 H	Indiana St.	3 0						
									276 N	San Jose St.	0 2						
									286 A	IUPUI	3 0						
									287 N	Green Bay	1 0						
						<hr/>											
									LAST 10 GAMES								
									97 A	Creighton	0 2	91 H	Illinois St.	0 3			
			97 A	Creighton	1 2	121 H	Evansville	0 0									
			266 H	Indiana St.	3 0	276 N	San Jose St.	0 2									
			207 A	Missouri St.	0 4	228 N	Air Force	1 0									
			186 A	Drake	0 5	69 A	Iowa	0 4									

Non-Div. I Games: South Dakota 1 0 North Dakota 3 0

UNI

Average RPI Win: 235		WON-LOST	WINNING	LAST 10	STRENGTH OF		OPP. STRENGTH	TEAM	ADJ	CONF.	ADJ CONF.
Average RPI Loss: 166		RECORD	PCT. RANK	GAMES	SCHEDULE		OF SCHEDULE	RPI	RPI	RPI	RPI
DIV. I ONLY		4-11-3	.30556	256	3-6-1		235	231	266	.40041	268
DIV. I NON-CONF.		2-5-2	.33333	242	1-0-0		220	257	243	.4085	245
TOTALS		RPI 1-25	RPI 26-50		W-L RECORDS		RPI 51-100		RPI 101-150		RPI 150+
4-11-3	0-0-0	0-1-0		OVERALL		0-2-0		1-1-1		3-7-2	
2-5-1	0-0-0	0-1-0		HOME		0-1-0		1-0-0		1-3-1	
2-6-2	0-0-0	0-0-0		AWAY		0-1-0		0-1-1		2-4-1	
0-0-0	0-0-0	0-0-0		NEUTRAL		0-0-0		0-0-0		0-0-0	
2-5-2	0-0-0	0-0-0		NON-CONFERENCE		0-1-0		1-1-1		1-3-1	
1-2-1	0-0-0	0-0-0		HOME		0-0-0		1-0-0		0-2-1	
1-3-1	0-0-0	0-0-		AWAY		0-1-0		0-1-1		1-1-0	
0-0-0	0-0-0	0-0-0		NEUTRAL		0-0-0		0-0-0		0-0-0	
2-6-1	0-0-0	0-1-0		CONFERENCE		0-1-0		0-0-0		2-4-1	
1-3-0	0-0-0	0-1-0		HOME		0-1-0		0-0-0		1-1-0	
1-3-1	0-0-0	0-0-0		AWAY		0-0-0		0-0-0		1-3-1	
0-0-0	0-0-0	0-0-0		NEUTRAL		0-0-0		0-0-0		0-0-0	
RPI S	Opponent	Score	RPI S	Opponent	Score	RPI S	Opponent	Score	RPI S	Opponent	Score
			43 H	Samford	1 3	66 H	Southeast Mo. St.	0 9	111 A	Maryland	0 0
						82 A	Western Ky.	2 6	121 H	Evansville	2 1
									139 A	Towson	0 4
									161 H	Eastern Ill.	0 2
									167 A	Tenn.-Martin	0 1
									192 A	Murray St.	0 1
									212 A	Morehead St.	0 7
									230 H	Akron	0 1
									264 H	Radford	1 2
									266 A	Indiana St.	1 2
									270 A	Tennessee Tech	2 0
									273 A	Austin Peay	1 1
									274 H	Jacksonville St.	3 1
									275 A	Detroit	1 0
									290 H	Chattanooga	0 0
LAST 10 GAMES											
			121 H	Evansville	2 1	43 H	Samford	1 3			
			273 A	Austin Peay	1 1	192 A	Murray St.	0 1			
			270 A	Tennessee Tech	2 0	167 A	Tenn.-Martin	0 1			
			212 A	Morehead St.	0 7	66 H	Southeast Mo. St.	0 9			
			274 H	Jacksonville St.	3 1	161 H	Eastern Ill.	0 2			

Non-Div. I Games:

Eastern Ky.

Average RPI Win: 247		WON-LOST	WINNING	LAST 10	STRENGTH OF		OPP. STRENGTH	TEAM	ADJ	CONF.	ADJ CONF.
Average RPI Loss: 131		RECORD	PCT. RANK	GAMES	SCHEDULE		OF SCHEDULE	RPI	RPI	RPI	RPI
DIV. I ONLY		3-15-1	.18421	296	1-8-1		172	152	269	.40037	269
DIV. I NON-CONF.		2-6-0	.25	261	0-0-0		166	176	238	.42384	238
TOTALS		RPI 1-25	RPI 26-50		W-L RECORDS		RPI 51-100		RPI 101-150		RPI 150+
3-15-1	0-0-0	0-2-0		OVERALL		0-3-0		0-4-0		3-6-1	
3-4-1	0-0-0	0-1-0		HOME		0-1-0		0-2-0		3-0-1	
0-11-0	0-0-0	0-1-0		AWAY		0-2-0		0-2-0		0-6-0	
0-0-0	0-0-0	0-0-0		NEUTRAL		0-0-0		0-0-0		0-0-0	
2-6-0	0-0-0	0-1-0		NON-CONFERENCE		0-1-0		0-1-0		2-3-0	
2-0-0	0-0-0	0-0-0		HOME		0-0-0		0-0-0		2-0-0	
0-6-0	0-0-0	0-0-		AWAY		0-1-0		0-1-0		0-3-0	
0-0-0	0-0-0	0-0-0		NEUTRAL		0-0-0		0-0-0		0-0-0	
1-9-1	0-0-0	0-1-0		CONFERENCE		0-2-0		0-3-0		1-3-1	
1-4-1	0-0-0	0-1-0		HOME		0-1-0		0-2-0		1-0-1	
0-5-0	0-0-0	0-0-0		AWAY		0-1-0		0-1-0		0-3-0	
0-0-0	0-0-0	0-0-0		NEUTRAL		0-0-0		0-0-0		0-0-0	
RPI S	Opponent	Score	RPI S	Opponent	Score	RPI S	Opponent	Score	RPI S	Opponent	Score
			38 H	Charlotte	0 4	55 A	Penn	0 6	110 A	Princeton	0 2
			46 A	Georgetown	1 5	83 H	St. Louis	2 3	118 H	Duquesne	0 2
						84 A	Fordham	0 2	146 A	La Salle	2 5
									149 H	Massachusetts	0 3
									154 A	Delaware	0 7
									156 A	Richmond	0 4
									178 A	Lehigh	0 1
									180 A	George Washington	1 3
									202 H	Temple	0 0
									210 A	Xavier	0 5
									213 H	Drexel	1 0
									257 A	Rider	2 3
									263 H	Robert Morris	1 0
									265 H	St. Bonaventure	2 0
LAST 10 GAMES											
			202 H	Temple	0 0	146 A	La Salle	2 5			
			180 A	George Washington	1 3	84 A	Fordham	0 2			
			156 A	Richmond	0 4	83 H	St. Louis	2 3			
			118 H	Duquesne	0 2	38 H	Charlotte	0 4			
			265 H	St. Bonaventure	2 0	210 A	Xavier	0 5			

Non-Div. I Games:

St. Joseph's

Average RPI Win:		282	WON-LOST RECORD		WINNING PCT. RANK		LAST 10 GAMES		STRENGTH OF SCHEDULE		OPP. STRENGTH OF SCHEDULE		TEAM RPI		ADJ RPI		CONF. RPI		ADJ CONF. RPI	
Average RPI Loss:		166																		
DIV. I ONLY			4-10-4		.33333 241		3-5-2		268		214		267		.39853 270		20		20	
DIV. I NON-CONF.			2-5-2		.33333 242		1-0-0		264		235		270		.38913 270		19		19	
TOTALS		RPI 1-25		RPI 26-50		W-L RECORDS		RPI 51-100		RPI 101-150		RPI 150+								
4-10-4		0-0-0		0-1-0		OVERALL		0-1-0		0-2-0		4-6-4								
2-3-3		0-0-0		0-0-0		HOME		0-0-0		0-1-0		2-2-3								
2-6-1		0-0-0		0-1-0		AWAY		0-1-0		0-1-0		2-3-1								
0-1-0		0-0-0		0-0-0		NEUTRAL		0-0-0		0-0-0		0-1-0								
2-5-2		0-0-0		0-0-0		NON-CONFERENCE		0-0-0		0-2-0		2-3-2								
1-1-1		0-0-0		0-0-0		HOME		0-0-0		0-1-0		1-0-1								
1-3-1		0-0-0		0-0-		AWAY		0-0-0		0-1-0		1-2-1								
0-1-0		0-0-0		0-0-0		NEUTRAL		0-0-0		0-0-0		0-1-0								
2-5-2		0-0-0		0-1-0		CONFERENCE		0-1-0		0-0-0		2-3-2								
1-2-2		0-0-0		0-0-0		HOME		0-0-0		0-0-0		1-2-2								
1-3-0		0-0-0		0-1-0		AWAY		0-1-0		0-0-0		1-1-0								
0-0-0		0-0-0		0-0-0		NEUTRAL		0-0-0		0-0-0		0-0-0								
RPI	S	Opponent		Score	RPI	S	Opponent		Score	RPI	S	Opponent		Score						
					43	A	Samford		0 5											

Non-Div. I Games:

Tennessee Tech

Average RPI Win: 279		WON-LOST RECORD		WINNING PCT. RANK		LAST 10 GAMES		STRENGTH OF SCHEDULE		OPP. STRENGTH OF SCHEDULE		TEAM RPI		ADJ RPI		CONF. RPI		ADJ CONF. RPI	
DIV. I ONLY		3-13-2		.22222 286		0-8-2		177		224		268		.39761 271		14		14	
DIV. I NON-CONF.		3-4-0		.42857 199		0-0-0		219		283		231		.43377 231		16		16	
TOTALS		RPI 1-25		RPI 26-50		W-L RECORDS		RPI 51-100		RPI 101-150		RPI 150+							
3-13-2		0-0-0		0-1-0		OVERALL		0-4-1		0-0-0		3-8-1							
2-7-1		0-0-0		0-1-0		HOME		0-2-0		0-0-0		2-4-1							
1-6-1		0-0-0		0-0-0		AWAY		0-2-1		0-0-0		1-4-0							
0-0-0		0-0-0		0-0-0		NEUTRAL		0-0-0		0-0-0		0-0-0							
3-4-0		0-0-0		0-1-0		NON-CONFERENCE		0-0-0		0-0-0		3-3-0							
2-3-0		0-0-0		0-1-0		HOME		0-0-0		0-0-0		2-2-0							
1-1-0		0-0-0		0-0-		AWAY		0-0-0		0-0-0		1-1-0							
0-0-0		0-0-0		0-0-0		NEUTRAL		0-0-0		0-0-0		0-0-0							
0-9-2		0-0-0		0-0-0		CONFERENCE		0-4-1		0-0-0		0-5-1							
0-4-1		0-0-0		0-0-0		HOME		0-2-0		0-0-0		0-2-1							
0-5-1		0-0-0		0-0-0		AWAY		0-2-1		0-0-0		0-3-0							
0-0-0		0-0-0		0-0-0		NEUTRAL		0-0-0		0-0-0		0-0-0							
RPI S	Opponent	Score		RPI S	Opponent	Score		RPI S	Opponent	Score		RPI S	Opponent	Score					
				37 H	Oklahoma St.	0	3	72 H	Denver	0	4	167 H	Tenn.-Martin	0	2				
								82 A	Western Ky.	0	6	171 H	UALR	2	2				
								92 H	North Texas	1	2	175 A	La.-Lafayette	1	3				
								96 A	Fla. Atlantic	0	5	189 H	South Ala.	0	1				
								99 A	Middle Tenn.	0	0	206 A	Southeastern La.	0	2				
												222 A	La.-Monroe	1	5				
												247 A	Florida Int'l	2	3				
												252 H	Troy	0	1				
												258 A	Central Ark.	3	2				
												281 H	Texas St.	3	2				
												284 H	Centenary (La.)	1	2				
												299 H	Prairie View	3	0				
LAST 10 GAMES																			
				171 H	UALR	2	2	99 A	Middle Tenn.	0	0								
				247 A	Florida Int'l	2	3	82 A	Western Ky.	0	6								
				96 A	Fla. Atlantic	0	5	175 A	La.-Lafayette	1	3								
				72 H	Denver	0	4	222 A	La.-Monroe	1	5								
				92 H	North Texas	1	2	189 H	South Ala.	0	1								

Non-Div. I Games:

Arkansas St.

Average RPI Win: 284		WON-LOST	WINNING	LAST 10	STRENGTH OF		OPP. STRENGTH	TEAM	ADJ	CONF.	ADJ CONF.
Average RPI Loss: 186		RECORD	PCT. RANK	GAMES	SCHEDULE		OF SCHEDULE	RPI	RPI	RPI	RPI
DIV. I ONLY		6-10-2	.38889	221	4-5-1		285	284	272	.39584	272
DIV. I NON-CONF.		3-5-1	.38889	214	1-0-0		288	297	278	.37997	279
TOTALS		RPI 1-25	RPI 26-50		W-L RECORDS		RPI 51-100		RPI 101-150		RPI 150+
6-10-2	0-0-0	0-0-0		OVERALL		0-1-0		0-2-0		6-7-2	
4-3-2	0-0-0	0-0-0		HOME		0-1-0		0-0-0		4-2-2	
2-7-0	0-0-0	0-0-0		AWAY		0-0-0		0-2-0		2-5-0	
0-0-0	0-0-0	0-0-0		NEUTRAL		0-0-0		0-0-0		0-0-0	
3-5-1	0-0-0	0-0-0		NON-CONFERENCE		0-0-0		0-1-0		3-4-1	
2-1-1	0-0-0	0-0-0		HOME		0-0-0		0-0-0		2-1-1	
1-4-0	0-0-0	0-0-		AWAY		0-0-0		0-1-0		1-3-0	
0-0-0	0-0-0	0-0-0		NEUTRAL		0-0-0		0-0-0		0-0-0	
3-5-1	0-0-0	0-0-0		CONFERENCE		0-1-0		0-1-0		3-3-1	
2-2-1	0-0-0	0-0-0		HOME		0-1-0		0-0-0		2-1-1	
1-3-0	0-0-0	0-0-0		AWAY		0-0-0		0-1-0		1-2-0	
0-0-0	0-0-0	0-0-0		NEUTRAL		0-0-0		0-0-0		0-0-0	
RPI S	Opponent	Score	RPI S	Opponent	Score	RPI S	Opponent	Score	RPI S	Opponent	Score
						77 H Loyola (Md.)		0 1	118 A Duquesne		0 2
									126 A Marist		0 3
									160 H Fairfield		1 2
									197 H Niagara		1 1
									203 A Manhattan		0 1
									208 A Central Mich.		0 1
									230 H Akron		0 1
									235 A Fairleigh Dickinson		1 2
									244 H Buffalo		1 1
									249 A Siena		0 1
									255 A St. Francis (Pa.)		0 1
									257 H Rider		2 0
									262 H Iona		1 0
									265 H St. Bonaventure		3 2
									301 A Cleveland St.		2 1
									307 A St. Peter's		7 1
									309 H Youngstown St.		3 0
LAST 10 GAMES											
						126 A Marist		0 3	307 A St. Peter's		7 1
						249 A Siena		0 1	203 A Manhattan		0 1
						197 H Niagara		1 1	160 H Fairfield		1 2
						257 H Rider		2 0	262 H Iona		1 0
						77 H Loyola (Md.)		0 1	309 H Youngstown St.		3 0

Non-Div. I Games:

Canisius

Average RPI Win:	264	WON-LOST RECORD	WINNING PCT. RANK	LAST 10 GAMES	STRENGTH OF SCHEDULE	OPP. STRENGTH OF SCHEDULE	TEAM RPI	ADJ RPI	CONF. RPI	ADJ CONF. RPI	
Average RPI Loss:	166										
DIV. I ONLY	5-11-1	.32353	247	0-7-1	261	245	273	.39294	273	20	20
DIV. I NON-CONF.	5-3-0	.625	89	0-0-0	245	281	190	.46962	192	19	19
<hr/>											
TOTALS	RPI 1-25	RPI 26-50		W-L RECORDS	RPI 51-100		RPI 101-150		RPI 150+		
5-11-1	0-0-0	0-1-0		OVERALL	0-1-0		0-2-0		5-7-1		
4-3-1	0-0-0	0-0-0		HOME	0-0-0		0-0-0		4-3-1		
1-7-0	0-0-0	0-1-0		AWAY	0-1-0		0-1-0		1-4-0		
0-1-0	0-0-0	0-0-0		NEUTRAL	0-0-0		0-1-0		0-0-0		
<hr/>											
5-3-0	0-0-0	0-0-0		NON-CONFERENCE	0-0-0		0-2-0		5-1-0		
4-0-0	0-0-0	0-0-0		HOME	0-0-0		0-0-0		4-0-0		
1-2-0	0-0-0	0-0-		AWAY	0-0-0		0-1-0		1-1-0		
0-1-0	0-0-0	0-0-0		NEUTRAL	0-0-0		0-1-0		0-0-0		
<hr/>											
0-8-1	0-0-0	0-1-0		CONFERENCE	0-1-0		0-0-0		0-6-1		
0-3-1	0-0-0	0-0-0		HOME	0-0-0		0-0-0		0-3-1		
0-5-0	0-0-0	0-1-0		AWAY	0-1-0		0-0-0		0-3-0		
0-0-0	0-0-0	0-0-0		NEUTRAL	0-0-0		0-0-0		0-0-0		
<hr/>											
RPI S	Opponent	Score	RPI S	Opponent	Score	RPI S	Opponent	Score	RPI S	Opponent	Score
			43 A	Samford	1 2	66 A	Southeast Mo. St.	0 2	121 N	Evansville	1 2
									133 A	Wright St.	0 2
									161 A	Eastern Ill.	0 2
									167 H	Tenn.-Martin	0 1
									185 A	Arkansas	0 2
									187 H	Alabama A&M	2 0
									192 H	Murray St.	1 2
									212 H	Morehead St.	1 2
									240 H	Winthrop	3 2
									268 H	Eastern Ky.	1 1
									270 A	Tennessee Tech	1 3
									274 A	Jacksonville St.	1 3
									289 H	UNC Asheville	2 0
									292 A	Lipscomb	1 0
									311 H	Ark.-Pine Bluff	6 0
<hr/>											
LAST 10 GAMES											
	268 H	Eastern Ky.	1	1	192 H	Murray St.	1	2			
	212 H	Morehead St.	1	2	161 A	Eastern Ill.	0	2			
	43 A	Samford	1	2	66 A	Southeast Mo. St.	0	2			
	274 A	Jacksonville St.	1	3	187 H	Alabama A&M	2	0			
	167 H	Tenn.-Martin	0	1	270 A	Tennessee Tech	1	3			

Non-Div. I Games: Lambuth 5 0 Harding 1 2 North Ala. 3 1

Austin Peay

Average RPI Win:	257	WON-LOST	WINNING	LAST 10	STRENGTH OF	OPP. STRENGTH	TEAM	ADJ	CONF.	ADJ CONF.	
Average RPI Loss:	167	RECORD	PCT. RANK	GAMES	SCHEDULE	OF SCHEDULE	RPI	RPI	RPI	RPI	
DIV. I ONLY	4-12-1	.26471	271	2-7-1	233	232	274	.3919	274	20	20
DIV. I NON-CONF.	2-6-0	.25	261	0-1-0	226	260	271	.38837	271	19	19
<hr/>											
TOTALS	RPI 1-25	RPI 26-50		W-L RECORDS	RPI 51-100		RPI 101-150		RPI 150+		
4-12-1	0-0-0	0-1-0		OVERALL	0-2-0		0-2-0		4-7-1		
4-3-1	0-0-0	0-0-0		HOME	0-1-0		0-0-0		4-2-1		
0-8-0	0-0-0	0-1-0		AWAY	0-1-0		0-1-0		0-5-0		
0-1-0	0-0-0	0-0-0		NEUTRAL	0-0-0		0-1-0		0-0-0		
<hr/>											
2-6-0	0-0-0	0-0-0		NON-CONFERENCE	0-1-0		0-2-0		2-3-0		
2-2-0	0-0-0	0-0-0		HOME	0-1-0		0-0-0		2-1-0		
0-3-0	0-0-0	0-0-		AWAY	0-0-0		0-1-0		0-2-0		
0-1-0	0-0-0	0-0-0		NEUTRAL	0-0-0		0-1-0		0-0-0		
<hr/>											
2-6-1	0-0-0	0-1-0		CONFERENCE	0-1-0		0-0-0		2-4-1		
2-1-1	0-0-0	0-0-0		HOME	0-0-0		0-0-0		2-1-1		
0-5-0	0-0-0	0-1-0		AWAY	0-1-0		0-0-0		0-3-0		
0-0-0	0-0-0	0-0-0		NEUTRAL	0-0-0		0-0-0		0-0-0		
<hr/>											
RPI	S	Opponent	Score	RPI	S	Opponent	Score	RPI	S	Opponent	Score
				43	A	Samford	0 4	57	H	Kennesaw St.	0 3
								66	A	Southeast Mo. St.	0 1
								121	N	Evansville	2 3
								133	A	Wright St.	1 3
								161	A	Eastern Ill.	0 2
								167	H	Tenn.-Martin	1 1
								185	A	Arkansas	0 5
								189	A	South Ala.	0 1
								192	H	Murray St.	2 1
								212	A	Morehead St.	0 1
								252	H	Troy	2 1
								268	A	Eastern Ky.	1 3
								270	H	Tennessee Tech	0 2
								273	H	Austin Peay	3 1
								294	H	Citadel	0 1
								309	H	Youngstown St.	1 0
<hr/>											
LAST 10 GAMES											
		161 A Eastern Ill.	0 2			212 A Morehead St.	0 1				
		66 A Southeast Mo. St.	0 1			43 A Samford	0 4				
		270 H Tennessee Tech	0 2			167 H Tenn.-Martin	1 1				
		273 H Austin Peay	3 1			192 H Murray St.	2 1				
		268 A Eastern Ky.	1 3			185 A Arkansas	0 5				

Non-Div. I Games:

Jacksonville St.

Average RPI Win: 266		WON-LOST	WINNING	LAST 10	STRENGTH OF		OPP. STRENGTH	TEAM	ADJ	CONF.	ADJ CONF.
Average RPI Loss: 167		RECORD	PCT. RANK	GAMES	SCHEDULE		OF SCHEDULE	RPI	RPI	RPI	RPI
DIV. I ONLY		4-11-4	.31579	249	1-5-4		281	239	280	.38788	275
DIV. I NON-CONF.		2-7-1	.25	261	0-1-1		283	214	293	.36091	292
TOTALS		RPI 1-25	RPI 26-50		W-L RECORDS		RPI 51-100		RPI 101-150		RPI 150+
4-11-4	0-0-0	0-0-0		OVERALL		0-0-1		0-5-1		4-6-2	
2-3-2	0-0-0	0-0-0		HOME		0-0-1		0-1-1		2-2-0	
1-8-2	0-0-0	0-0-0		AWAY		0-0-0		0-4-0		1-4-2	
1-0-0	0-0-0	0-0-0		NEUTRAL		0-0-0		0-0-0		1-0-0	
2-7-1	0-0-0	0-0-0		NON-CONFERENCE		0-0-0		0-3-0		2-4-1	
0-3-0	0-0-0	0-0-0		HOME		0-0-0		0-1-0		0-2-0	
1-4-1	0-0-0	0-0-		AWAY		0-0-0		0-2-0		1-2-1	
1-0-0	0-0-0	0-0-0		NEUTRAL		0-0-0		0-0-0		1-0-0	
2-4-3	0-0-0	0-0-0		CONFERENCE		0-0-1		0-2-1		2-2-1	
2-0-2	0-0-0	0-0-0		HOME		0-0-1		0-0-1		2-0-0	
0-4-1	0-0-0	0-0-0		AWAY		0-0-0		0-2-0		0-2-1	
0-0-0	0-0-0	0-0-0		NEUTRAL		0-0-0		0-0-0		0-0-0	
RPI S	Opponent	Score	RPI S	Opponent	Score	RPI S	Opponent	Score	RPI S	Opponent	Score
						80 H Milwaukee		0 0	102 A Toledo		1 5
									104 H Oakland		1 3
									113 A Loyola (Ill.)		0 2
									119 A Michigan St.		0 3
									133 A Wright St.		0 6
									133 H Wright St.		1 1
									155 A Butler		0 1
									166 N Oregon St.		1 0
									197 H Niagara		0 2
									199 A Valparaiso		0 2
									215 A Eastern Mich.		0 4
									236 A Montana		1 2
									268 H Eastern Ky.		0 1
									286 A IUPUI		0 0
									287 H Green Bay		2 0
									301 A Cleveland St.		2 2
									303 A IPFW		4 0
									309 H Youngstown St.		4 0
LAST 10 GAMES											
						133 A Wright St.		0 6	133 H Wright St.		1 1
						309 H Youngstown St.		4 0	155 A Butler		0 1
						301 A Cleveland St.		2 2	199 A Valparaiso		0 2
						113 A Loyola (Ill.)		0 2	286 A IUPUI		0 0
						104 H Oakland		1 3	80 H Milwaukee		0 0

Non-Div. I Games:

Detroit

Average RPI Win:	232	WON-LOST RECORD	WINNING PCT. RANK	LAST 10 GAMES		STRENGTH OF SCHEDULE	OPP. STRENGTH OF SCHEDULE	TEAM RPI	ADJ RPI	CONF. RPI	ADJ CONF. RPI
DIV. I ONLY		4-15-2	.2381 279	3-7-0		225	198	275	.38778 276	21	21
DIV. I NON-CONF.		2-9-2	.23077 269	1-1-0		194	216	250	.39747 261	18	18
<hr/>											
TOTALS	RPI 1-25		RPI 26-50	W-L RECORDS		RPI 51-100		RPI 101-150		RPI 150+	
4-15-2	0-0-0		0-1-0	OVERALL		0-2-0		0-3-0		4-9-2	
2-8-1	0-0-0		0-0-0	HOME		0-2-0		0-1-0		2-5-1	
1-5-1	0-0-0		0-1-0	AWAY		0-0-0		0-2-0		1-2-1	
1-2-0	0-0-0		0-0-0	NEUTRAL		0-0-0		0-0-0		1-2-0	
2-9-2	0-0-0		0-1-0	NON-CONFERENCE		0-1-0		0-2-0		2-5-2	
1-5-1	0-0-0		0-0-0	HOME		0-1-0		0-1-0		1-3-1	
0-3-1	0-0-0		0-0-	AWAY		0-0-0		0-1-0		0-1-1	
1-1-0	0-0-0		0-0-0	NEUTRAL		0-0-0		0-0-0		1-1-0	
2-6-0	0-0-0		0-0-0	CONFERENCE		0-1-0		0-1-0		2-4-0	
1-3-0	0-0-0		0-0-0	HOME		0-1-0		0-0-0		1-2-0	
1-2-0	0-0-0		0-0-0	AWAY		0-0-0		0-1-0		1-1-0	
0-1-0	0-0-0		0-0-0	NEUTRAL		0-0-0		0-0-0		0-1-0	
RPI S	Opponent	Score	RPI S	Opponent	Score	RPI S	Opponent	Score	RPI S	Opponent	Score
31 A	Santa Clara	2 3	58 H	Hawaii	0 1	60 H	Cal St. Fullerton	0 1	106 H	San Diego St.	0 1
									128 A	Fresno St.	0 1
									131 A	Sacramento St.	0 2
									157 A	Idaho St.	1 2
									164 H	UC Irvine	2 1
									165 H	Boise St.	0 2
									183 H	St. Mary's (Cal.)	0 1
									190 A	Utah St.	0 4
									190 N	Utah St.	0 4
									214 H	San Francisco	3 3
									221 H	Nevada	2 1
									223 H	Eastern Wash.	2 3
									226 H	UC Davis	0 1
									234 N	Southern Utah	0 1
									239 A	Northern Ariz.	0 0
									248 H	Idaho	0 1
									267 N	UNI	2 0
									277 A	Louisiana Tech	1 0
<hr/>											
LAST 10 GAMES											
190 N	Utah St.	0 4	58 H	Hawaii	0 1						
165 H	Boise St.	0 2	226 H	UC Davis	0 1						
248 H	Idaho	0 1	221 H	Nevada	2 1						
190 A	Utah St.	0 4	128 A	Fresno St.	0 1						
277 A	Louisiana Tech	1 0	164 H	UC Irvine	2 1						

Non-Div. I Games:

San Jose St.

Average RPI Win:	228	WON-LOST RECORD	WINNING PCT. RANK	LAST 10 GAMES	STRENGTH OF SCHEDULE	OPP. STRENGTH OF SCHEDULE	TEAM RPI	ADJ RPI	CONF. RPI	ADJ CONF. RPI				
DIV. I ONLY		2-14-1	.14706	303	2-7-1	138	244	276	.38703	277	21	21		
DIV. I NON-CONF.		2-8-0	.2	276	2-1-0	93	261	236	.42738	237	18	18		
<hr/>														
TOTALS	RPI 1-25	RPI 26-50		W-L RECORDS		RPI 51-100		RPI 101-150		RPI 150+				
2-14-1	0-0-0	0-1-0		OVERALL		0-2-0		0-2-0		2-9-1				
2-5-1	0-0-0	0-0-0		HOME		0-1-0		0-0-0		2-4-1				
0-8-0	0-0-0	0-1-0		AWAY		0-0-0		0-2-0		0-5-0				
0-1-0	0-0-0	0-0-0		NEUTRAL		0-1-0		0-0-0		0-0-0				
<hr/>														
2-8-0	0-0-0	0-1-0		NON-CONFERENCE		0-1-0		0-1-0		2-5-0				
2-2-0	0-0-0	0-0-0		HOME		0-0-0		0-0-0		2-2-0				
0-5-0	0-0-0	0-0-		AWAY		0-0-0		0-1-0		0-3-0				
0-1-0	0-0-0	0-0-0		NEUTRAL		0-1-0		0-0-0		0-0-0				
<hr/>														
0-6-1	0-0-0	0-0-0		CONFERENCE		0-1-0		0-1-0		0-4-1				
0-3-1	0-0-0	0-0-0		HOME		0-1-0		0-0-0		0-2-1				
0-3-0	0-0-0	0-0-0		AWAY		0-0-0		0-1-0		0-2-0				
0-0-0	0-0-0	0-0-0		NEUTRAL		0-0-0		0-0-0		0-0-0				
<hr/>														
RPI S	Opponent	Score	RPI S	Opponent	Score	RPI S	Opponent	Score	RPI S	Opponent	Score			
34	A	LSU	0	2	58	H	Hawaii	0	5	120	A	Stephen F. Austin	2	7
					67	N	Furman	0	2	128	A	Fresno St.	0	4
										165	H	Boise St.	2	4
										172	H	McNeese St.	1	0
										185	H	Arkansas	0	6
										190	A	Utah St.	1	10
										191	A	Northwestern St.	0	3
										206	A	Southeastern La.	1	3
										221	A	Nevada	1	4
										222	A	La.-Monroe	1	2
										248	H	Idaho	0	0
										261	H	Grambling	0	1
										276	H	San Jose St.	0	1
										284	H	Centenary (La.)	3	0
<hr/>														
LAST 10 GAMES														
190	A	Utah St.	1	10	248	H	Idaho	0	0					
58	H	Hawaii	0	5	165	H	Boise St.	2	4					
276	H	San Jose St.	0	1	261	H	Grambling	0	1					
221	A	Nevada	1	4	172	H	McNeese St.	1	0					
128	A	Fresno St.	0	4	284	H	Centenary (La.)	3	0					

Non-Div. I Games:

Louisiana Tech

Average RPI Win:	261	WON-LOST	WINNING	LAST 10	STRENGTH OF	OPP. STRENGTH	TEAM	ADJ	CONF.	ADJ CONF.							
Average RPI Loss:	193	RECORD	PCT. RANK	GAMES	SCHEDULE	OF SCHEDULE	RPI	RPI	RPI	RPI							
DIV. I ONLY	5-11-0	.3125	254	4-6-0	256	285	277	.38653	278	30	30						
DIV. I NON-CONF.	1-5-0	.16667	283	0-0-0	216	247	286	.37238	284	30	30						
<hr/>																	
TOTALS	RPI 1-25	RPI 26-50		W-L RECORDS		RPI 51-100		RPI 101-150		RPI 150+							
5-11-0	0-0-0	0-0-0		OVERALL		0-2-0		0-1-0		5-8-0							
3-4-0	0-0-0	0-0-0		HOME		0-1-0		0-0-0		3-3-0							
2-6-0	0-0-0	0-0-0		AWAY		0-1-0		0-1-0		2-4-0							
0-1-0	0-0-0	0-0-0		NEUTRAL		0-0-0		0-0-0		0-1-0							
<hr/>																	
1-5-0	0-0-0	0-0-0		NON-CONFERENCE		0-2-0		0-0-0		1-3-0							
0-3-0	0-0-0	0-0-0		HOME		0-1-0		0-0-0		0-2-0							
1-2-0	0-0-0	0-0-		AWAY		0-1-0		0-0-0		1-1-0							
0-0-0	0-0-0	0-0-0		NEUTRAL		0-0-0		0-0-0		0-0-0							
<hr/>																	
4-6-0	0-0-0	0-0-0		CONFERENCE		0-0-0		0-1-0		4-5-0							
3-1-0	0-0-0	0-0-0		HOME		0-0-0		0-0-0		3-1-0							
1-4-0	0-0-0	0-0-0		AWAY		0-0-0		0-1-0		1-3-0							
0-1-0	0-0-0	0-0-0		NEUTRAL		0-0-0		0-0-0		0-1-0							
<hr/>																	
RPI S	Opponent	Score	RPI S	Opponent	Score	RPI S	Opponent	Score	RPI S	Opponent	Score						
						87 H	UTEP	1	6	120 A	Stephen F. Austin	1	2				
						95 A	SMU	0	4	172 A	McNeese St.	2	4				
										175 H	La.-Lafayette	2	3				
										191 H	Northwestern St.	2	1				
										206 H	Southeastern La.	1	0				
										218 A	UTSA	0	3				
										218 N	UTSA	0	1				
										241 A	Houston	0	1				
										258 H	Central Ark.	3	4				
										261 H	Grambling	0	1				
										281 A	Texas St.	0	3				
										299 A	Prairie View	3	0				
										302 H	Nicholls St.	4	1				
										305 A	Lamar	5	0				
						<hr/>											
									LAST 10 GAMES								
									218 N UTSA			0	1	258 H Central Ark.			3
			206 H Southeastern La.			1	0	191 H Northwestern St.			2	1					
			302 H Nicholls St.			4	1	218 A UTSA			0	3					
			172 A McNeese St.			2	4	281 A Texas St.			0	3					
			305 A Lamar			5	0	120 A Stephen F. Austin			1	2					

Non-Div. I Games:	Houston Baptist	1	0
--------------------------	------------------------	----------	----------

Sam Houston St.

Average RPI Win:	252	WON-LOST RECORD	WINNING PCT. RANK	LAST 10 GAMES	STRENGTH OF SCHEDULE	OPP. STRENGTH OF SCHEDULE	TEAM RPI	ADJ RPI	CONF. RPI	ADJ CONF. RPI		
DIV. I ONLY		4-14-0	.22222	286	2-8-0	201	265	278	.38622	279	19	19
DIV. I NON-CONF.		2-9-0	.18182	281	0-3-0	207	282	284	.36667	286	20	20
<hr/>												
TOTALS	RPI 1-25	RPI 26-50		W-L RECORDS		RPI 51-100		RPI 101-150		RPI 150+		
4-14-0	0-0-0	0-0-0		OVERALL		0-0-0		0-3-0		4-11-0		
2-6-0	0-0-0	0-0-0		HOME		0-0-0		0-1-0		2-5-0		
2-8-0	0-0-0	0-0-0		AWAY		0-0-0		0-2-0		2-6-0		
0-0-0	0-0-0	0-0-0		NEUTRAL		0-0-0		0-0-0		0-0-0		
<hr/>												
2-9-0	0-0-0	0-0-0		NON-CONFERENCE		0-0-0		0-0-0		2-9-0		
1-4-0	0-0-0	0-0-0		HOME		0-0-0		0-0-0		1-4-0		
1-5-0	0-0-0	0-0-		AWAY		0-0-0		0-0-0		1-5-0		
0-0-0	0-0-0	0-0-0		NEUTRAL		0-0-0		0-0-0		0-0-0		
<hr/>												
2-5-0	0-0-0	0-0-0		CONFERENCE		0-0-0		0-3-0		2-2-0		
1-2-0	0-0-0	0-0-0		HOME		0-0-0		0-1-0		1-1-0		
1-3-0	0-0-0	0-0-0		AWAY		0-0-0		0-2-0		1-1-0		
0-0-0	0-0-0	0-0-0		NEUTRAL		0-0-0		0-0-0		0-0-0		
<hr/>												
RPI	S	Opponent	Score	RPI	S	Opponent	Score	RPI	S	Opponent	Score	
								124	A	Navy	0	2
								127	A	American	0	3
								138	H	Bucknell	0	6
								160	H	Fairfield	1	4
								169	A	New Hampshire	0	5
								173	H	Colgate	1	2
								178	H	Lehigh	2	1
								181	H	Central Conn. St.	1	2
								196	H	Northeastern	0	1
								198	A	Maine	0	5
								200	A	Army	1	2
								203	A	Manhattan	0	5
								231	H	Hartford	0	1
								249	A	Siena	0	4
								251	H	Sacred Heart	2	1
								259	A	Quinnipiac	0	2
								285	A	Albany (N.Y.)	3	0
								293	A	Lafayette	1	0
<hr/>												
LAST 10 GAMES												
293	A	Lafayette	1	0	173	H	Colgate	1	2			
124	A	Navy	0	2	138	H	Bucknell	0	6			
127	A	American	0	3	178	H	Lehigh	2	1			
160	H	Fairfield	1	4	259	A	Quinnipiac	0	2			
200	A	Army	1	2	203	A	Manhattan	0	5			

Non-Div. I Games:

Holy Cross

Average RPI Win: 247		WON-LOST	WINNING	LAST 10	STRENGTH OF		OPP. STRENGTH	TEAM	ADJ	CONF.	ADJ CONF.
Average RPI Loss: 176		RECORD	PCT. RANK	GAMES	SCHEDULE		OF SCHEDULE	RPI	RPI	RPI	RPI
DIV. I ONLY		3-14-1	.19444	292	2-8-0		180	260	279	.38396	280
DIV. I NON-CONF.		1-8-1	.15	287	0-2-0		117	233	249	.40489	250
TOTALS		RPI 1-25	RPI 26-50		W-L RECORDS		RPI 51-100		RPI 101-150		RPI 150+
3-14-1	0-1-0	0-0-0		OVERALL		0-1-0		0-3-0		3-9-1	
3-3-0	0-0-0	0-0-0		HOME		0-0-0		0-0-0		3-3-0	
0-9-1	0-0-0	0-0-0		AWAY		0-1-0		0-2-0		0-6-1	
0-2-0	0-1-0	0-0-0		NEUTRAL		0-0-0		0-1-0		0-0-0	
1-8-1	0-1-0	0-0-0		NON-CONFERENCE		0-1-0		0-2-0		1-4-1	
1-1-0	0-0-0	0-0-0		HOME		0-0-0		0-0-0		1-1-0	
0-5-1	0-0-0	0-0-		AWAY		0-1-0		0-1-0		0-3-1	
0-2-0	0-1-0	0-0-0		NEUTRAL		0-0-0		0-1-0		0-0-0	
2-6-0	0-0-0	0-0-0		CONFERENCE		0-0-0		0-1-0		2-5-0	
2-2-0	0-0-0	0-0-0		HOME		0-0-0		0-0-0		2-2-0	
0-4-0	0-0-0	0-0-0		AWAY		0-0-0		0-1-0		0-3-0	
0-0-0	0-0-0	0-0-0		NEUTRAL		0-0-0		0-0-0		0-0-0	
RPI S	Opponent	Score		RPI S	Opponent	Score		RPI S	Opponent	Score	
24 N	California	0 4						89 A	Harvard	0 2	
								101 N	St. John's (N.Y.)	0 2	
								122 A	Boston U.	0 1	
								149 A	Massachusetts	1 3	
								159 H	Stony Brook	0 1	
								169 H	New Hampshire	1 2	
								173 A	Colgate	1 3	
								180 H	George Washington	1 2	
								183 A	St. Mary's (Cal.)	1 1	
								198 H	Maine	1 0	
								231 A	Hartford	0 2	
								244 A	Buffalo	1 2	
								249 A	Siena	1 2	
								258 H	Central Ark.	1 0	
								285 H	Albany (N.Y.)	3 1	
								288 A	Binghamton	2 4	
								291 A	UMBC	1 2	
				LAST 10 GAMES							
				231 A	Hartford	0 2		89 A	Harvard	0 2	
				198 H	Maine	1 0		159 H	Stony Brook	0 1	
				291 A	UMBC	1 2		288 A	Binghamton	2 4	
				285 H	Albany (N.Y.)	3 1		122 A	Boston U.	0 1	
				169 H	New Hampshire	1 2		149 A	Massachusetts	1 3	

Non-Div. I Games:

Vermont

Average RPI Win: 282		WON-LOST	WINNING	LAST 10	STRENGTH OF		OPP. STRENGTH	TEAM	ADJ	CONF.	ADJ CONF.
Average RPI Loss: 173		RECORD	PCT. RANK	GAMES	SCHEDULE		OF SCHEDULE	RPI	RPI	RPI	RPI
DIV. I ONLY		4-12-2	.27778	266	4-4-2		271	245	284	.38263	281
DIV. I NON-CONF.		1-8-0	.11111	294	1-0-0		239	169	298	.35324	297
TOTALS		RPI 1-25	RPI 26-50		W-L RECORDS		RPI 51-100		RPI 101-150		RPI 150+
4-12-2	0-0-0	0-0-0		OVERALL		0-3-0		0-2-0		4-7-2	
3-6-0	0-0-0	0-0-0		HOME		0-1-0		0-2-0		3-3-0	
1-6-2	0-0-0	0-0-0		AWAY		0-2-0		0-0-0		1-4-2	
0-0-0	0-0-0	0-0-0		NEUTRAL		0-0-0		0-0-0		0-0-0	
1-8-0	0-0-0	0-0-0		NON-CONFERENCE		0-3-0		0-1-0		1-4-0	
1-3-0	0-0-0	0-0-0		HOME		0-1-0		0-1-0		1-1-0	
0-5-0	0-0-0	0-0-		AWAY		0-2-0		0-0-0		0-3-0	
0-0-0	0-0-0	0-0-0		NEUTRAL		0-0-0		0-0-0		0-0-0	
3-4-2	0-0-0	0-0-0		CONFERENCE		0-0-0		0-1-0		3-3-2	
2-3-0	0-0-0	0-0-0		HOME		0-0-0		0-1-0		2-2-0	
1-1-2	0-0-0	0-0-0		AWAY		0-0-0		0-0-0		1-1-2	
0-0-0	0-0-0	0-0-0		NEUTRAL		0-0-0		0-0-0		0-0-0	
RPI S	Opponent	Score	RPI S	Opponent	Score	RPI S	Opponent	Score	RPI S	Opponent	Score
						87 H	UTEP	0 2	112 H	Texas Tech	0 3
						92 A	North Texas	0 5	120 H	Stephen F. Austin	1 2
						100 A	Rice	1 2	172 H	McNeese St.	0 3
									176 A	Baylor	0 4
									190 H	Utah St.	0 1
									191 A	Northwestern St.	3 3
									206 A	Southeastern La.	0 0
									218 H	UTSA	1 3
									241 H	Houston	4 0
									258 A	Central Ark.	0 1
									271 A	Arkansas St.	2 3
									278 H	Sam Houston St.	3 0
									284 A	Centenary (La.)	0 1
									302 A	Nicholls St.	4 0
									305 H	Lamar	3 0
LAST 10 GAMES											
						305 H	Lamar	3 0	120 H	Stephen F. Austin	1 2
						172 H	McNeese St.	0 3	278 H	Sam Houston St.	3 0
						258 A	Central Ark.	0 1	302 A	Nicholls St.	4 0
						191 A	Northwestern St.	3 3	206 A	Southeastern La.	0 0
						218 H	UTSA	1 3	241 H	Houston	4 0

Non-Div. I Games:

Texas St.

Average RPI Win:	258	WON-LOST RECORD	WINNING PCT. RANK	LAST 10 GAMES	STRENGTH OF SCHEDULE	OPP. STRENGTH OF SCHEDULE	TEAM RPI	ADJ RPI	CONF. RPI	ADJ CONF. RPI	
Average RPI Loss:	192										
DIV. I ONLY	5-13-0	.27778	266	3-7-0	251	267	283	.38133	282	29	29
DIV. I NON-CONF.	2-7-0	.22222	270	0-1-0	224	228	275	.38729	272	28	28
<hr/>											
TOTALS	RPI 1-25	RPI 26-50		W-L RECORDS		RPI 51-100		RPI 101-150		RPI 150+	
5-13-0	0-0-0	0-0-0		OVERALL		0-0-0		0-4-0		5-9-0	
1-5-0	0-0-0	0-0-0		HOME		0-0-0		0-1-0		1-4-0	
4-7-0	0-0-0	0-0-0		AWAY		0-0-0		0-3-0		4-4-0	
0-1-0	0-0-0	0-0-0		NEUTRAL		0-0-0		0-0-0		0-1-0	
2-7-0	0-0-0	0-0-0		NON-CONFERENCE		0-0-0		0-4-0		2-3-0	
0-2-0	0-0-0	0-0-0		HOME		0-0-0		0-1-0		0-1-0	
2-4-0	0-0-0	0-0-		AWAY		0-0-0		0-3-0		2-1-0	
0-1-0	0-0-0	0-0-0		NEUTRAL		0-0-0		0-0-0		0-1-0	
3-6-0	0-0-0	0-0-0		CONFERENCE		0-0-0		0-0-0		3-6-0	
1-3-0	0-0-0	0-0-0		HOME		0-0-0		0-0-0		1-3-0	
2-3-0	0-0-0	0-0-0		AWAY		0-0-0		0-0-0		2-3-0	
0-0-0	0-0-0	0-0-0		NEUTRAL		0-0-0		0-0-0		0-0-0	
RPI	S	Opponent	Score	RPI	S	Opponent	Score	RPI	S	Opponent	Score
								118	A	Duquesne	0 3
								127	A	American	0 2
								131	A	Sacramento St.	0 4
								139	H	Towson	1 3
								152	A	Pacific	0 6
								178	H	Lehigh	0 1
								179	A	Monmouth	1 0
								181	H	Central Conn. St.	2 4
								200	N	Army	0 1
								225	H	Long Island	0 1
								235	A	Fairleigh Dickinson	1 3
								251	A	Sacred Heart	1 0
								255	A	St. Francis (Pa.)	0 1
								259	H	Quinnipiac	1 0
								263	A	Robert Morris	0 1
								293	A	Lafayette	2 0
								295	H	Wagner	0 1
								307	A	St. Peter's	4 1
LAST 10 GAMES											
				179	A	Monmouth	1 0	235	A	Fairleigh Dickinson	1 3
				263	A	Robert Morris	0 1	251	A	Sacred Heart	1 0
				255	A	St. Francis (Pa.)	0 1	225	H	Long Island	0 1
				181	H	Central Conn. St.	2 4	295	H	Wagner	0 1
				259	H	Quinnipiac	1 0	178	H	Lehigh	0 1

Non-Div. I Games:

Mt. St. Mary's

Utah Valley

Through Games Of 2007 Final - 8-4

Average RPI Win:	301	WON-LOST	WINNING	LAST 10	STRENGTH OF	OPP. STRENGTH	TEAM	ADJ	CONF.	ADJ CONF.		
Average RPI Loss:	173	RECORD	PCT. RANK	GAMES	SCHEDULE	OF SCHEDULE	RPI	RPI	RPI	RPI		
DIV. I ONLY	6-12-1	.34211	237	4-5-0	266	304	281	.38101	283	32	32	
DIV. I NON-CONF.	0-11-1	.04167	302	0-5-0	125	250	285	.362	289	31	31	
<hr/>												
TOTALS	RPI 1-25	RPI 26-50		W-L RECORDS	RPI 51-100		RPI 101-150		RPI 150+			
6-12-1	0-0-0	0-1-0		OVERALL	0-2-0		0-1-0		6-8-1			
4-2-1	0-0-0	0-0-0		HOME	0-1-0		0-0-0		4-1-1			
1-9-0	0-0-0	0-1-0		AWAY	0-1-0		0-1-0		1-6-0			
1-1-0	0-0-0	0-0-0		NEUTRAL	0-0-0		0-0-0		1-1-0			
<hr/>												
0-11-1	0-0-0	0-1-0		NON-CONFERENCE	0-2-0		0-1-0		0-7-1			
0-2-1	0-0-0	0-0-0		HOME	0-1-0		0-0-0		0-1-1			
0-8-0	0-0-0	0-0-		AWAY	0-1-0		0-1-0		0-5-0			
0-1-0	0-0-0	0-0-0		NEUTRAL	0-0-0		0-0-0		0-1-0			
<hr/>												
6-1-0	0-0-0	0-0-0		CONFERENCE	0-0-0		0-0-0		6-1-0			
4-0-0	0-0-0	0-0-0		HOME	0-0-0		0-0-0		4-0-0			
1-1-0	0-0-0	0-0-0		AWAY	0-0-0		0-0-0		1-1-0			
1-0-0	0-0-0	0-0-0		NEUTRAL	0-0-0		0-0-0		1-0-0			
<hr/>												
RPI S	Opponent	Score	RPI S	Opponent	Score	RPI S	Opponent	Score	RPI S	Opponent	Score	
			49 A	UNLV	0 5	61 H	Utah	0 6	108 A	Wyoming	2 3	
				98 A	New Mexico	1 3	174 A	South Dakota St.	1 7			
				184 A	Northern Colo.	0 1						
				223 A	Eastern Wash.	0 3						
				224 A	North Dakota St.	0 1						
				225 N	Long Island	2 3						
				234 A	Southern Utah	0 1						
				234 H	Southern Utah	1 1						
				239 H	Northern Ariz.	0 2						
				254 A	Longwood	1 2						
				254 H	Longwood	3 2						
				308 H	NJIT	5 0						
				308 H	NJIT	3 0						
				310 A	Howard	5 1						
				312 N	South Carolina St.	6 0						
				314 H	Delaware St.	5 1						
				LAST 10 GAMES								
				254 H	Longwood	3 2	308 H	NJIT	5 0			
				308 H	NJIT	3 0	174 A	South Dakota St.	1 7			
				223 A	Eastern Wash.	0 3	224 A	North Dakota St.	0 1			
234 A	Southern Utah	0 1	49 A	UNLV	0 5							
314 H	Delaware St.	5 1	61 H	Utah	0 6							

Non-Div. I Games: Dixie St. 1 2

Utah Valley

Average RPI Win:	271	WON-LOST RECORD	WINNING PCT. RANK	LAST 10 GAMES	STRENGTH OF SCHEDULE	OPP. STRENGTH OF SCHEDULE	TEAM RPI	ADJ RPI	CONF. RPI	ADJ CONF. RPI		
DIV. I ONLY		5-12-2	.31579	249	2-6-2	276	275	282	.37915	284	24	23
DIV. I NON-CONF.		5-6-0	.45455	174	2-0-0	253	277	239	.41729	241	26	26
<hr/>												
TOTALS	RPI 1-25	RPI 26-50		W-L RECORDS		RPI 51-100		RPI 101-150		RPI 150+		
5-12-2	0-0-0	0-0-0		OVERALL		0-1-0		0-1-0		5-10-2		
3-4-2	0-0-0	0-0-0		HOME		0-1-0		0-0-0		3-3-2		
2-8-0	0-0-0	0-0-0		AWAY		0-0-0		0-1-0		2-7-0		
0-0-0	0-0-0	0-0-0		NEUTRAL		0-0-0		0-0-0		0-0-0		
<hr/>												
5-6-0	0-0-0	0-0-0		NON-CONFERENCE		0-0-0		0-0-0		5-6-0		
3-2-0	0-0-0	0-0-0		HOME		0-0-0		0-0-0		3-2-0		
2-4-0	0-0-0	0-0-		AWAY		0-0-0		0-0-0		2-4-0		
0-0-0	0-0-0	0-0-0		NEUTRAL		0-0-0		0-0-0		0-0-0		
<hr/>												
0-6-2	0-0-0	0-0-0		CONFERENCE		0-1-0		0-1-0		0-4-2		
0-2-2	0-0-0	0-0-0		HOME		0-1-0		0-0-0		0-1-2		
0-4-0	0-0-0	0-0-0		AWAY		0-0-0		0-1-0		0-3-0		
0-0-0	0-0-0	0-0-0		NEUTRAL		0-0-0		0-0-0		0-0-0		
<hr/>												
RPI	S	Opponent	Score	RPI	S	Opponent	Score	RPI	S	Opponent	Score	
						68 H Western Ill.	0			104 A Oakland	0	1
										171 A UALR	1	2
										172 A McNeese St.	0	3
										174 H South Dakota St.	0	0
										185 H Arkansas	0	1
										191 H Northwestern St.	2	3
										219 A Oral Roberts	0	1
										222 A La.-Monroe	0	2
										224 H North Dakota St.	0	3
										234 H Southern Utah	1	1
										238 H Mississippi Val.	1	0
										261 A Grambling	2	0
										271 A Arkansas St.	2	1
										277 A Louisiana Tech	0	3
										281 H Texas St.	1	0
										286 A IUPUI	1	2
										302 H Nicholls St.	4	1
										303 A IPFW	0	1
<hr/>												
LAST 10 GAMES												
						68 H Western Ill.	0	2		303 A IPFW	0	1
						224 H North Dakota St.	0	3		104 A Oakland	0	1
						174 H South Dakota St.	0	0		234 H Southern Utah	1	1
						238 H Mississippi Val.	1	0		219 A Oral Roberts	0	1
						286 A IUPUI	1	2		302 H Nicholls St.	4	1

Non-Div. I Games:

Centenary (La.)

Average RPI Win:	297	WON-LOST RECORD	WINNING PCT. RANK	LAST 10 GAMES	STRENGTH OF SCHEDULE	OPP. STRENGTH OF SCHEDULE	TEAM RPI	ADJ RPI	CONF. RPI	ADJ CONF. RPI		
DIV. I ONLY		5-10-3	.36111	233	2-7-1	292	293	286	.37884	285	26	27
DIV. I NON-CONF.		4-3-3	.55	136	1-0-1	273	304	237	.43017	235	24	22
<hr/>												
TOTALS	RPI 1-25	RPI 26-50		W-L RECORDS		RPI 51-100		RPI 101-150		RPI 150+		
5-10-3	0-0-0	0-1-0		OVERALL		0-0-0		0-1-1		5-8-2		
2-5-1	0-0-0	0-0-0		HOME		0-0-0		0-1-0		2-4-1		
2-5-2	0-0-0	0-1-0		AWAY		0-0-0		0-0-1		2-4-1		
1-0-0	0-0-0	0-0-0		NEUTRAL		0-0-0		0-0-0		1-0-0		
<hr/>												
4-3-3	0-0-0	0-1-0		NON-CONFERENCE		0-0-0		0-0-1		4-2-2		
1-2-1	0-0-0	0-0-0		HOME		0-0-0		0-0-0		1-2-1		
2-1-2	0-0-0	0-0-		AWAY		0-0-0		0-0-1		2-0-1		
1-0-0	0-0-0	0-0-0		NEUTRAL		0-0-0		0-0-0		1-0-0		
<hr/>												
1-7-0	0-0-0	0-0-0		CONFERENCE		0-0-0		0-1-0		1-6-0		
1-3-0	0-0-0	0-0-0		HOME		0-0-0		0-1-0		1-2-0		
0-4-0	0-0-0	0-0-0		AWAY		0-0-0		0-0-0		0-4-0		
0-0-0	0-0-0	0-0-0		NEUTRAL		0-0-0		0-0-0		0-0-0		
<hr/>												
RPI S	Opponent	Score	RPI S	Opponent	Score	RPI S	Opponent	Score	RPI S	Opponent	Score	
			27 A	William & Mary	0 2				122 H	Boston U.	0 4	
									126 A	Marist	2 2	
									159 A	Stony Brook	0 1	
									169 A	New Hampshire	0 3	
									173 H	Colgate	0 3	
									198 H	Maine	0 4	
									203 A	Manhattan	1 1	
									231 H	Hartford	0 1	
									249 H	Siena	2 2	
									266 N	Indiana St.	2 1	
									279 H	Holy Cross	0 3	
									280 A	Vermont	1 3	
									288 H	Binghamton	3 1	
									291 A	UMBC	1 3	
									308 A	NJIT	2 1	
									309 A	Youngstown St.	2 1	
									314 H	Delaware St.	2 0	
<hr/>												
LAST 10 GAMES												
			314 H	Delaware St.	2 0				288 H	Binghamton	3 1	
			291 A	UMBC	1 3				169 A	New Hampshire	0 3	
			231 H	Hartford	0 1				122 H	Boston U.	0 4	
			280 A	Vermont	1 3				198 H	Maine	0 4	
			159 A	Stony Brook	0 1				249 H	Siena	2 2	

Non-Div. I Games:

Albany (N.Y.)

Average RPI Win: 299		WON-LOST RECORD	WINNING PCT. RANK		LAST 10 GAMES	STRENGTH OF SCHEDULE	OPP. STRENGTH OF SCHEDULE	TEAM RPI	ADJ RPI		CONF. RPI	ADJ CONF. RPI			
Average RPI Loss: 174															
DIV. I ONLY		3-12-3	.25	275	2-6-2	238	283	285	.37824	286	24	23			
DIV. I NON-CONF.		1-7-2	.2	276	0-2-1	231	284	288	.36552	287	26	26			
<hr/>															
TOTALS		RPI 1-25		RPI 26-50		W-L RECORDS		RPI 51-100		RPI 101-150		RPI 150+			
3-12-3		0-0-0		0-0-0		OVERALL		0-1-0		0-4-0		3-7-3			
2-4-2		0-0-0		0-0-0		HOME		0-0-0		0-2-0		2-2-2			
1-7-1		0-0-0		0-0-0		AWAY		0-1-0		0-1-0		1-5-1			
0-1-0		0-0-0		0-0-0		NEUTRAL		0-0-0		0-1-0		0-0-0			
<hr/>															
1-7-2		0-0-0		0-0-0		NON-CONFERENCE		0-0-0		0-3-0		1-4-2			
0-3-1		0-0-0		0-0-0		HOME		0-0-0		0-1-0		0-2-1			
1-3-1		0-0-0		0-0-		AWAY		0-0-0		0-1-0		1-2-1			
0-1-0		0-0-0		0-0-0		NEUTRAL		0-0-0		0-1-0		0-0-0			
<hr/>															
2-5-1		0-0-0		0-0-0		CONFERENCE		0-1-0		0-1-0		2-3-1			
2-1-1		0-0-0		0-0-0		HOME		0-0-0		0-1-0		2-0-1			
0-4-0		0-0-0		0-0-0		AWAY		0-1-0		0-0-0		0-3-0			
0-0-0		0-0-0		0-0-0		NEUTRAL		0-0-0		0-0-0		0-0-0			
<hr/>															
RPI	S	Opponent	Score	RPI	S	Opponent	Score	RPI	S	Opponent	Score				
								68	A	Western Ill.	1	2			
										104	H	Oakland	0	1	
										121	H	Evansville	0	1	
										124	N	Navy	0	3	
										147	A	Northern Ill.	0	1	
										155	A	Butler	0	2	
										174	A	South Dakota St.	1	2	
										199	H	Valparaiso	0	2	
										215	A	Eastern Mich.	1	1	
										219	H	Oral Roberts	1	1	
										224	A	North Dakota St.	1	3	
										234	A	Southern Utah	1	4	
										266	A	Indiana St.	0	2	
										267	H	UNI	0	3	
										275	H	Detroit	0	0	
										284	H	Centenary (La.)	2	1	
										303	H	IPFW	4	0	
										309	A	Youngstown St.	3	2	
<hr/>															
LAST 10 GAMES															
						234	A	Southern Utah	1	4	219	H	Oral Roberts	1	1
						68	A	Western Ill.	1	2	174	A	South Dakota St.	1	2
						155	A	Butler	0	2	224	A	North Dakota St.	1	3
						303	H	IPFW	4	0	275	H	Detroit	0	0
						284	H	Centenary (La.)	2	1	121	H	Evansville	0	1

Non-Div. I Games:

IUPUI

Average RPI Win:	305	WON-LOST	WINNING	LAST 10	STRENGTH OF	OPP. STRENGTH	TEAM	ADJ	CONF.	ADJ CONF.	
Average RPI Loss:	158	RECORD	PCT. RANK	GAMES	SCHEDULE	OF SCHEDULE	RPI	RPI	RPI	RPI	
DIV. I ONLY	2-16-0	.11111	306	2-8-0	139	269	288	.37479	287	25	25
DIV. I NON-CONF.	0-9-0	0	303	0-3-0	90	259	280	.37564	283	22	23
<hr/>											
TOTALS	RPI 1-25	RPI 26-50		W-L RECORDS		RPI 51-100		RPI 101-150		RPI 150+	
2-16-0	0-0-0	0-1-0		OVERALL		0-3-0		0-4-0		2-8-0	
1-6-0	0-0-0	0-1-0		HOME		0-1-0		0-2-0		1-2-0	
1-9-0	0-0-0	0-0-0		AWAY		0-2-0		0-2-0		1-5-0	
0-1-0	0-0-0	0-0-0		NEUTRAL		0-0-0		0-0-0		0-1-0	
<hr/>											
0-9-0	0-0-0	0-1-0		NON-CONFERENCE		0-2-0		0-1-0		0-5-0	
0-3-0	0-0-0	0-1-0		HOME		0-0-0		0-0-0		0-2-0	
0-5-0	0-0-0	0-0-		AWAY		0-2-0		0-1-0		0-2-0	
0-1-0	0-0-0	0-0-0		NEUTRAL		0-0-0		0-0-0		0-1-0	
<hr/>											
2-7-0	0-0-0	0-0-0		CONFERENCE		0-1-0		0-3-0		2-3-0	
1-3-0	0-0-0	0-0-0		HOME		0-1-0		0-2-0		1-0-0	
1-4-0	0-0-0	0-0-0		AWAY		0-0-0		0-1-0		1-3-0	
0-0-0	0-0-0	0-0-0		NEUTRAL		0-0-0		0-0-0		0-0-0	
<hr/>											
RPI S	Opponent	Score	RPI S	Opponent	Score	RPI S	Opponent	Score	RPI S	Opponent	Score
			50 H	Marquette	0 2	68 A	Western Ill.	1 3	113 A	Loyola (Ill.)	0 5
						80 H	Milwaukee	0 4	113 H	Loyola (Ill.)	2 3
						91 A	Illinois St.	0 2	133 H	Wright St.	2 5
									147 A	Northern Ill.	0 1
									155 A	Butler	1 3
									186 H	Drake	0 4
									188 A	Francis Marion	1 3
									199 A	Valparaiso	1 3
									224 H	North Dakota St.	0 1
									240 A	Winthrop	1 2
									267 N	UNI	0 1
									275 A	Detroit	0 2
									301 A	Cleveland St.	1 0
									309 H	Youngstown St.	4 2
<hr/>											
LAST 10 GAMES											
			113 A	Loyola (Ill.)	0 5	155 A	Butler	1 3			
			240 A	Winthrop	1 2	186 H	Drake	0 4			
			188 A	Francis Marion	1 3	309 H	Youngstown St.	4 2			
			133 H	Wright St.	2 5	80 H	Milwaukee	0 4			
			199 A	Valparaiso	1 3	301 A	Cleveland St.	1 0			

Non-Div. I Games:

Green Bay

Average RPI Win:	293	WON-LOST RECORD	WINNING PCT. RANK	LAST 10 GAMES	STRENGTH OF SCHEDULE	OPP. STRENGTH OF SCHEDULE	TEAM RPI	ADJ RPI	CONF. RPI	ADJ CONF. RPI	
Average RPI Loss:	183										
DIV. I ONLY	3-12-4	.26316	273	2-6-2	275	262	289	.37193	288	26	27
DIV. I NON-CONF.	1-6-2	.22222	270	0-0-0	257	245	290	.36122	290	24	22
<hr/>											
TOTALS	RPI 1-25	RPI 26-50		W-L RECORDS		RPI 51-100		RPI 101-150		RPI 150+	
3-12-4	0-0-0	0-1-0		OVERALL		0-0-0		0-3-0		3-8-4	
3-2-2	0-0-0	0-0-0		HOME		0-0-0		0-1-0		3-1-2	
0-8-2	0-0-0	0-1-0		AWAY		0-0-0		0-2-0		0-5-2	
0-2-0	0-0-0	0-0-0		NEUTRAL		0-0-0		0-0-0		0-2-0	
1-6-2	0-0-0	0-1-0		NON-CONFERENCE		0-0-0		0-1-0		1-4-2	
1-1-1	0-0-0	0-0-0		HOME		0-0-0		0-1-0		1-0-1	
0-3-1	0-0-0	0-0-		AWAY		0-0-0		0-0-0		0-2-1	
0-2-0	0-0-0	0-0-0		NEUTRAL		0-0-0		0-0-0		0-2-0	
2-6-2	0-0-0	0-0-0		CONFERENCE		0-0-0		0-2-0		2-4-2	
2-1-1	0-0-0	0-0-0		HOME		0-0-0		0-0-0		2-1-1	
0-5-1	0-0-0	0-0-0		AWAY		0-0-0		0-2-0		0-3-1	
0-0-0	0-0-0	0-0-0		NEUTRAL		0-0-0		0-0-0		0-0-0	
<hr/>											
RPI S	Opponent	Score	RPI S	Opponent	Score	RPI S	Opponent	Score	RPI S	Opponent	Score
			47 A	Miami (Fla.)	0 4				122 A	Boston U.	0 2
									122 A	Boston U.	0 2
									134 H	Syracuse	1 2
									159 H	Stony Brook	1 1
									169 A	New Hampshire	1 2
									196 N	Northeastern	0 1
									197 A	Niagara	1 2
									198 A	Maine	0 2
									225 H	Long Island	0 0
									230 A	Akron	1 1
									231 A	Hartford	1 1
									231 H	Hartford	0 2
									244 N	Buffalo	1 3
									247 A	Florida Int'l	1 2
									280 H	Vermont	4 2
									285 A	Albany (N.Y.)	1 3
									291 H	UMBC	3 1
									308 H	NJIT	3 1
<hr/>											
LAST 10 GAMES											
			122 A	Boston U.	0 2		159 H	Stony Brook	1 1		
			231 A	Hartford	1 1		285 A	Albany (N.Y.)	1 3		
			122 A	Boston U.	0 2		231 H	Hartford	0 2		
			291 H	UMBC	3 1		280 H	Vermont	4 2		
			198 A	Maine	0 2		169 A	New Hampshire	1 2		

Non-Div. I Games:

Binghamton

Average RPI Win: 286		WON-LOST	WINNING	LAST 10	STRENGTH OF		OPP. STRENGTH	TEAM	ADJ	CONF.	ADJ CONF.
Average RPI Loss: 197		RECORD	PCT. RANK	GAMES	SCHEDULE		OF SCHEDULE	RPI	RPI	RPI	RPI
DIV. I ONLY		3-13-1	.20588	291	1-8-1		209	290	287	.3692	289
DIV. I NON-CONF.		2-6-0	.25	261	0-1-0		222	272	272	.38291	276
TOTALS		RPI 1-25	RPI 26-50		W-L RECORDS		RPI 51-100		RPI 101-150		RPI 150+
3-13-1	0-0-0	0-0-0		OVERALL		0-1-0		0-0-0		3-12-1	
2-7-0	0-0-0	0-0-0		HOME		0-1-0		0-0-0		2-6-0	
1-5-1	0-0-0	0-0-0		AWAY		0-0-0		0-0-0		1-5-1	
0-1-0	0-0-0	0-0-0		NEUTRAL		0-0-0		0-0-0		0-1-0	
2-6-0	0-0-0	0-0-0		NON-CONFERENCE		0-1-0		0-0-0		2-5-0	
2-3-0	0-0-0	0-0-0		HOME		0-1-0		0-0-0		2-2-0	
0-3-0	0-0-0	0-0-0		AWAY		0-0-0		0-0-0		0-3-0	
0-0-0	0-0-0	0-0-0		NEUTRAL		0-0-0		0-0-0		0-0-0	
1-7-1	0-0-0	0-0-0		CONFERENCE		0-0-0		0-0-0		1-7-1	
0-4-0	0-0-0	0-0-0		HOME		0-0-0		0-0-0		0-4-0	
1-2-1	0-0-0	0-0-0		AWAY		0-0-0		0-0-0		1-2-1	
0-1-0	0-0-0	0-0-0		NEUTRAL		0-0-0		0-0-0		0-1-0	
RPI S	Opponent	Score	RPI S	Opponent	Score	RPI S	Opponent	Score	RPI S	Opponent	Score
						67 H	Furman	1 5	153 H	Coastal Caro.	0 2
									163 H	Western Caro.	1 2
									170 A	High Point	0 2
									170 N	High Point	0 1
									177 A	Appalachian St.	0 2
									188 H	Francis Marion	0 2
									201 A	Charleston So.	1 1
									201 H	Charleston So.	0 1
									240 H	Winthrop	0 1
									243 A	Gardner-Webb	1 5
									246 H	Liberty	1 2
									264 A	Radford	2 3
									270 H	Tennessee Tech	1 0
									273 A	Austin Peay	0 2
									290 H	Chattanooga	6 1
									297 A	VMI	5 0
LAST 10 GAMES											
						170 N	High Point	0 1	201 H	Charleston So.	0 1
						201 A	Charleston So.	1 1	240 H	Winthrop	0 1
						246 H	Liberty	1 2	264 A	Radford	2 3
						297 A	VMI	5 0	153 H	Coastal Caro.	0 2
						170 A	High Point	0 2	188 H	Francis Marion	0 2

Non-Div. I Games: Birmingham-So. 1 3

UNC Asheville

Average RPI Win: 244		WON-LOST	WINNING	LAST 10	STRENGTH OF		OPP. STRENGTH	TEAM	ADJ	CONF.	ADJ CONF.				
Average RPI Loss: 169		RECORD	PCT. RANK	GAMES	SCHEDULE		OF SCHEDULE	RPI	RPI	RPI	RPI				
DIV. I ONLY		2-12-2	.1875	295	2-7-1		255	203	292	.3678	290	15	15		
DIV. I NON-CONF.		0-5-1	.08333	298	0-0-0		298	263	307	.30113	306	14	14		
<hr/>															
TOTALS		RPI 1-25		RPI 26-50		W-L RECORDS		RPI 51-100		RPI 101-150		RPI 150+			
2-12-2		0-0-0		0-1-0		OVERALL		0-2-0		0-2-0		2-7-2			
1-5-0		0-0-0		0-1-0		HOME		0-1-0		0-1-0		1-2-0			
1-7-2		0-0-0		0-0-0		AWAY		0-1-0		0-1-0		1-5-2			
0-0-0		0-0-0		0-0-0		NEUTRAL		0-0-0		0-0-0		0-0-0			
0-5-1		0-0-0		0-0-0		NON-CONFERENCE		0-0-0		0-1-0		0-4-1			
0-1-0		0-0-0		0-0-0		HOME		0-0-0		0-0-0		0-1-0			
0-4-1		0-0-0		0-0-		AWAY		0-0-0		0-1-0		0-3-1			
0-0-0		0-0-0		0-0-0		NEUTRAL		0-0-0		0-0-0		0-0-0			
2-7-1		0-0-0		0-1-0		CONFERENCE		0-2-0		0-1-0		2-3-1			
1-4-0		0-0-0		0-1-0		HOME		0-1-0		0-1-0		1-1-0			
1-3-1		0-0-0		0-0-0		AWAY		0-1-0		0-0-0		1-2-1			
0-0-0		0-0-0		0-0-0		NEUTRAL		0-0-0		0-0-0		0-0-0			
RPI	S	Opponent	Score	RPI	S	Opponent	Score	RPI	S	Opponent	Score	RPI	S	Opponent	Score
				26	H	UNC Greensboro	1 4	67	A	Furman	0 8	123	H	Col. of Charleston	0 3
								75	H	Davidson	0 4	141	A	Belmont	0 1
												163	A	Western Caro.	1 6
												170	A	High Point	0 3
												177	H	Appalachian St.	0 5
												194	A	Wofford	2 0
												232	A	Elon	1 7
												256	A	Ga. Southern	2 2
												268	A	Eastern Ky.	0 0
												270	A	Tennessee Tech	1 4
												289	A	UNC Asheville	1 6
												292	H	Lipscomb	0 1
												294	H	Citadel	2 1
<hr/>															
LAST 10 GAMES															
				67	A	Furman	0 8	163	A	Western Caro.	1 6				
				75	H	Davidson	0 4	177	H	Appalachian St.	0 5				
				294	H	Citadel	2 1	232	A	Elon	1 7				
				123	H	Col. of Charleston	0 3	26	H	UNC Greensboro	1 4				
				194	A	Wofford	2 0	256	A	Ga. Southern	2 2				

Non-Div. I Games:

Chattanooga

Average RPI Win: 292		WON-LOST	WINNING	LAST 10	STRENGTH OF		OPP. STRENGTH	TEAM	ADJ	CONF.	ADJ CONF.				
Average RPI Loss: 175		RECORD	PCT. RANK	GAMES	SCHEDULE		OF SCHEDULE	RPI	RPI	RPI	RPI				
DIV. I ONLY		3-13-2	.22222	286	2-8-0		277	237	293	.36379	291	26	27		
DIV. I NON-CONF.		1-7-2	.2	276	0-2-0		246	213	287	.36719	285	24	22		
<hr/>															
TOTALS		RPI 1-25		RPI 26-50		W-L RECORDS		RPI 51-100		RPI 101-150		RPI 150+			
3-13-2		0-0-0		0-0-0		OVERALL		0-1-0		0-4-0		3-8-2			
3-5-0		0-0-0		0-0-0		HOME		0-1-0		0-1-0		3-3-0			
0-8-2		0-0-0		0-0-0		AWAY		0-0-0		0-3-0		0-5-2			
0-0-0		0-0-0		0-0-0		NEUTRAL		0-0-0		0-0-0		0-0-0			
<hr/>															
1-7-2		0-0-0		0-0-0		NON-CONFERENCE		0-1-0		0-3-0		1-3-2			
1-3-0		0-0-0		0-0-0		HOME		0-1-0		0-1-0		1-1-0			
0-4-2		0-0-0		0-0-		AWAY		0-0-0		0-2-0		0-2-2			
0-0-0		0-0-0		0-0-0		NEUTRAL		0-0-0		0-0-0		0-0-0			
<hr/>															
2-6-0		0-0-0		0-0-0		CONFERENCE		0-0-0		0-1-0		2-5-0			
2-2-0		0-0-0		0-0-0		HOME		0-0-0		0-0-0		2-2-0			
0-4-0		0-0-0		0-0-0		AWAY		0-0-0		0-1-0		0-3-0			
0-0-0		0-0-0		0-0-0		NEUTRAL		0-0-0		0-0-0		0-0-0			
<hr/>															
RPI	S	Opponent	Score	RPI	S	Opponent	Score	RPI	S	Opponent	Score	RPI	S	Opponent	Score

Non-Div. I Games:

UMBC

Average RPI Win:	265	WON-LOST	WINNING	LAST 10	STRENGTH OF	OPP. STRENGTH	TEAM	ADJ	CONF.	ADJ CONF.					
Average RPI Loss:	195	RECORD	PCT. RANK	GAMES	SCHEDULE	OF SCHEDULE	RPI	RPI	RPI	RPI					
DIV. I ONLY	4-15-1	.225	285	2-8-0	242	280	290	.3634	292	22	22				
DIV. I NON-CONF.	2-7-0	.22222	270	0-1-0	236	298	289	.36119	291	27	27				
<hr/>															
TOTALS	RPI 1-25	RPI 26-50		W-L RECORDS		RPI 51-100		RPI 101-150		RPI 150+					
4-15-1	0-0-0	0-0-0		OVERALL		0-1-0		0-2-0		4-12-1					
2-9-0	0-0-0	0-0-0		HOME		0-0-0		0-1-0		2-8-0					
2-6-1	0-0-0	0-0-0		AWAY		0-1-0		0-1-0		2-4-1					
0-0-0	0-0-0	0-0-0		NEUTRAL		0-0-0		0-0-0		0-0-0					
<hr/>															
2-7-0	0-0-0	0-0-0		NON-CONFERENCE		0-0-0		0-0-0		2-7-0					
1-5-0	0-0-0	0-0-0		HOME		0-0-0		0-0-0		1-5-0					
1-2-0	0-0-0	0-0-		AWAY		0-0-0		0-0-0		1-2-0					
0-0-0	0-0-0	0-0-0		NEUTRAL		0-0-0		0-0-0		0-0-0					
<hr/>															
2-8-1	0-0-0	0-0-0		CONFERENCE		0-1-0		0-2-0		2-5-1					
1-4-0	0-0-0	0-0-0		HOME		0-0-0		0-1-0		1-3-0					
1-4-1	0-0-0	0-0-0		AWAY		0-1-0		0-1-0		1-2-1					
0-0-0	0-0-0	0-0-0		NEUTRAL		0-0-0		0-0-0		0-0-0					
<hr/>															
RPI	S	Opponent	Score	RPI	S	Opponent	Score	RPI	S	Opponent	Score				
				57 A Kennesaw St.				0	5	109 H Mercer		1	2		
										141 A Belmont		0	3		
												162 H East Tenn. St.		0	2
												167 H Tenn.-Martin		0	2
												171 H UALR		1	4
												192 A Murray St.		0	4
												204 H Fla. Gulf Coast		0	4
												211 A Jacksonville		2	3
												217 H Stetson		0	1
												220 H Jackson St.		1	0
												243 A Gardner-Webb		0	1
												245 A Presbyterian		0	4
												250 A North Fla.		2	1
												258 H Central Ark.		1	2
												270 H Tennessee Tech		0	1
												273 H Austin Peay		0	1
												290 A Chattanooga		1	0
												298 A Campbell		0	0
												300 H S.C. Upstate		1	0
				<hr/>											
				LAST 10 GAMES											
270 H Tennessee Tech				0	1	217 H Stetson				0	1				
141 A Belmont				0	3	57 A Kennesaw St.				0	5				
211 A Jacksonville				2	3	109 H Mercer				1	2				
250 A North Fla.				2	1	162 H East Tenn. St.				0	2				
204 H Fla. Gulf Coast				0	4	300 H S.C. Upstate				1	0				

Non-Div. I Games:

Lipscomb

Average RPI Win:	276	WON-LOST RECORD	WINNING PCT. RANK	LAST 10 GAMES	STRENGTH OF SCHEDULE	OPP. STRENGTH OF SCHEDULE	TEAM RPI	ADJ RPI	CONF. RPI	ADJ CONF. RPI					
DIV. I ONLY		3-15-0	.16667	297	1-9-0	248	227	295	.36116	293	19	19			
DIV. I NON-CONF.		3-8-0	.27273	259	1-2-0	254	238	279	.37606	282	20	20			
<hr/>															
TOTALS	RPI 1-25	RPI 26-50		W-L RECORDS		RPI 51-100		RPI 101-150		RPI 150+					
3-15-0	0-0-0	0-0-0		OVERALL		0-2-0		0-4-0		3-9-0					
0-8-0	0-0-0	0-0-0		HOME		0-1-0		0-2-0		0-5-0					
3-6-0	0-0-0	0-0-0		AWAY		0-1-0		0-1-0		3-4-0					
0-1-0	0-0-0	0-0-0		NEUTRAL		0-0-0		0-1-0		0-0-0					
<hr/>															
3-8-0	0-0-0	0-0-0		NON-CONFERENCE		0-2-0		0-1-0		3-5-0					
0-5-0	0-0-0	0-0-0		HOME		0-1-0		0-0-0		0-4-0					
3-2-0	0-0-0	0-0-		AWAY		0-1-0		0-0-0		3-1-0					
0-1-0	0-0-0	0-0-0		NEUTRAL		0-0-0		0-1-0		0-0-0					
<hr/>															
0-7-0	0-0-0	0-0-0		CONFERENCE		0-0-0		0-3-0		0-4-0					
0-3-0	0-0-0	0-0-0		HOME		0-0-0		0-2-0		0-1-0					
0-4-0	0-0-0	0-0-0		AWAY		0-0-0		0-1-0		0-3-0					
0-0-0	0-0-0	0-0-0		NEUTRAL		0-0-0		0-0-0		0-0-0					
<hr/>															
RPI	S	Opponent	Score	RPI	S	Opponent	Score	RPI	S	Opponent	Score				
						70	A	Villanova	0	3	116	N	Seton Hall	0	1
						84	H	Fordham	1	2	124	H	Navy	0	3
											127	H	American	0	5
											138	A	Bucknell	0	6
											173	A	Colgate	0	4
											178	A	Lehigh	0	2
											179	H	Monmouth	1	2
											200	A	Army	1	2
											203	H	Manhattan	0	2
											225	A	Long Island	2	1
											227	A	Cornell	2	3
											235	H	Fairleigh Dickinson	0	3
											279	H	Holy Cross	0	1
											282	H	Mt. St. Mary's	0	2
											295	A	Wagner	2	1
					307	A	St. Peter's	4	0						
<hr/>															
				LAST 10 GAMES											
279 H Holy Cross				0	1	124 H Navy				0	3				
173 A Colgate				0	4	307 A St. Peter's				4	0				
138 A Bucknell				0	6	200 A Army				1	2				
178 A Lehigh				0	2	235 H Fairleigh Dickinson				0	3				
127 H American				0	5	179 H Monmouth				1	2				

Non-Div. I Games:

Lafayette

Average RPI Win:	295	WON-LOST	WINNING	LAST 10	STRENGTH OF	OPP. STRENGTH	TEAM	ADJ	CONF.	ADJ CONF.	
Average RPI Loss:	169	RECORD	PCT. RANK	GAMES	SCHEDULE	OF SCHEDULE	RPI	RPI	RPI	RPI	
DIV. I ONLY	3-16-0	.15789	300	0-10-0	229	257	294	.36049	294	15	15
DIV. I NON-CONF.	3-6-0	.33333	242	0-1-0	230	306	260	.39705	262	14	14
<hr/>											
TOTALS	RPI 1-25	RPI 26-50		W-L RECORDS	RPI 51-100		RPI 101-150		RPI 150+		
3-16-0	0-0-0	0-2-0		OVERALL	0-2-0		0-1-0		3-11-0		
1-7-0	0-0-0	0-0-0		HOME	0-2-0		0-1-0		1-4-0		
2-8-0	0-0-0	0-2-0		AWAY	0-0-0		0-0-0		2-6-0		
0-1-0	0-0-0	0-0-0		NEUTRAL	0-0-0		0-0-0		0-1-0		
<hr/>											
3-6-0	0-0-0	0-1-0		NON-CONFERENCE	0-0-0		0-0-0		3-5-0		
1-2-0	0-0-0	0-0-0		HOME	0-0-0		0-0-0		1-2-0		
2-3-0	0-0-0	0-0-		AWAY	0-0-0		0-0-0		2-2-0		
0-1-0	0-0-0	0-0-0		NEUTRAL	0-0-0		0-0-0		0-1-0		
<hr/>											
0-10-0	0-0-0	0-1-0		CONFERENCE	0-2-0		0-1-0		0-6-0		
0-5-0	0-0-0	0-0-0		HOME	0-2-0		0-1-0		0-2-0		
0-5-0	0-0-0	0-1-0		AWAY	0-0-0		0-0-0		0-4-0		
0-0-0	0-0-0	0-0-0		NEUTRAL	0-0-0		0-0-0		0-0-0		
<hr/>											
RPI S	Opponent	Score	RPI S	Opponent	Score	RPI S	Opponent	Score	RPI S	Opponent	Score
			26 A	UNC Greensboro	0 7	67 H	Furman	0 7	123 H	Col. of Charleston	1 4
			38 A	Charlotte	0 6	75 H	Davidson	0 5	153 A	Coastal Caro.	0 3
									162 N	East Tenn. St.	0 4
									163 A	Western Caro.	1 2
									177 H	Appalachian St.	0 5
									194 A	Wofford	0 3
									201 H	Charleston So.	1 3
									232 H	Elon	0 2
									245 H	Presbyterian	0 5
									256 A	Ga. Southern	0 6
									274 A	Jacksonville St.	1 0
									290 A	Chattanooga	1 2
									297 A	VMI	0 1
									300 H	S.C. Upstate	3 2
									312 A	South Carolina St.	2 1
<hr/>											
LAST 10 GAMES											
			177 H	Appalachian St.	0 5	232 H	Elon	0 2			
			290 A	Chattanooga	1 2	201 H	Charleston So.	1 3			
			67 H	Furman	0 7	163 A	Western Caro.	1 2			
			26 A	UNC Greensboro	0 7	194 A	Wofford	0 3			
			123 H	Col. of Charleston	1 4	75 H	Davidson	0 5			

Non-Div. I Games:

Citadel

Average RPI Win:	280	WON-LOST RECORD	WINNING PCT. RANK	LAST 10 GAMES	STRENGTH OF SCHEDULE	OPP. STRENGTH OF SCHEDULE	TEAM RPI	ADJ RPI	CONF. RPI	ADJ CONF. RPI			
DIV. I ONLY		3-13-2	.22222	286	2-7-1	244	296	291	.35849	295	29	29	
DIV. I NON-CONF.		2-6-1	.27778	256	1-0-0	213	289	263	.39368	268	28	28	
<hr/>													
TOTALS	RPI 1-25	RPI 26-50		W-L RECORDS		RPI 51-100		RPI 101-150		RPI 150+			
3-13-2	0-0-0	0-0-0		OVERALL		0-0-0		0-2-0		3-11-2			
2-6-0	0-0-0	0-0-0		HOME		0-0-0		0-0-0		2-6-0			
1-6-1	0-0-0	0-0-0		AWAY		0-0-0		0-2-0		1-4-1			
0-1-1	0-0-0	0-0-0		NEUTRAL		0-0-0		0-0-0		0-1-1			
2-6-1	0-0-0	0-0-0		NON-CONFERENCE		0-0-0		0-2-0		2-4-1			
2-1-0	0-0-0	0-0-0		HOME		0-0-0		0-0-0		2-1-0			
0-4-0	0-0-0	0-0-		AWAY		0-0-0		0-2-0		0-2-0			
0-1-1	0-0-0	0-0-0		NEUTRAL		0-0-0		0-0-0		0-1-1			
1-7-1	0-0-0	0-0-0		CONFERENCE		0-0-0		0-0-0		1-7-1			
0-5-0	0-0-0	0-0-0		HOME		0-0-0		0-0-0		0-5-0			
1-2-1	0-0-0	0-0-0		AWAY		0-0-0		0-0-0		1-2-1			
0-0-0	0-0-0	0-0-0		NEUTRAL		0-0-0		0-0-0		0-0-0			
RPI	S	Opponent	Score	RPI	S	Opponent	Score	RPI	S	Opponent	Score		
								124	A	Navy	1	3	
								146	A	La Salle	0	5	
								153	N	Coastal Caro.	2	3	
								160	A	Fairfield	0	6	
								179	A	Monmouth	0	2	
								181	A	Central Conn. St.	0	3	
								213	A	Drexel	0	1	
								225	H	Long Island	0	2	
								235	H	Fairleigh Dickinson	0	2	
								242	N	Western Mich.	0	0	
								249	H	Siena	1	0	
								251	H	Sacred Heart	0	2	
								255	H	St. Francis (Pa.)	1	2	
								259	A	Quinnipiac	0	0	
								263	H	Robert Morris	2	3	
								282	A	Mt. St. Mary's	1	0	
								293	H	Lafayette	1	2	
								308	H	NJIT	2	1	
<hr/>													
LAST 10 GAMES													
				263	H	Robert Morris	2	3	251	H	Sacred Heart	0	2
				255	H	St. Francis (Pa.)	1	2	225	H	Long Island	0	2
				181	A	Central Conn. St.	0	3	179	A	Monmouth	0	2
				259	A	Quinnipiac	0	0	282	A	Mt. St. Mary's	1	0
				235	H	Fairleigh Dickinson	0	2	308	H	NJIT	2	1

Non-Div. I Games:

Wagner

Average RPI Win:	309	WON-LOST	WINNING	LAST 10	STRENGTH OF	OPP. STRENGTH	TEAM	ADJ	CONF.	ADJ CONF.		
Average RPI Loss:	219	RECORD	PCT. RANK	GAMES	SCHEDULE	OF SCHEDULE	RPI	RPI	RPI	RPI		
DIV. I ONLY		4-10-1	.3	260	4-5-1	290	308	296	.34605	296	31	31
DIV. I NON-CONF.		0-5-0	0	303	0-0-0	214	292	300	.31638	301	32	32
<hr/>												
TOTALS	RPI 1-25	RPI 26-50		W-L RECORDS		RPI 51-100		RPI 101-150		RPI 150+		
4-10-1	0-0-0	0-0-0		OVERALL		0-0-0		0-0-0		4-10-1		
2-4-1	0-0-0	0-0-0		HOME		0-0-0		0-0-0		2-4-1		
2-5-0	0-0-0	0-0-0		AWAY		0-0-0		0-0-0		2-5-0		
0-1-0	0-0-0	0-0-0		NEUTRAL		0-0-0		0-0-0		0-1-0		
0-5-0	0-0-0	0-0-0		NON-CONFERENCE		0-0-0		0-0-0		0-5-0		
0-2-0	0-0-0	0-0-0		HOME		0-0-0		0-0-0		0-2-0		
0-3-0	0-0-0	0-0-		AWAY		0-0-0		0-0-0		0-3-0		
0-0-0	0-0-0	0-0-0		NEUTRAL		0-0-0		0-0-0		0-0-0		
4-5-1	0-0-0	0-0-0		CONFERENCE		0-0-0		0-0-0		4-5-1		
2-2-1	0-0-0	0-0-0		HOME		0-0-0		0-0-0		2-2-1		
2-2-0	0-0-0	0-0-0		AWAY		0-0-0		0-0-0		2-2-0		
0-1-0	0-0-0	0-0-0		NEUTRAL		0-0-0		0-0-0		0-1-0		
<hr/>												
RPI	S	Opponent	Score	RPI	S	Opponent	Score	RPI	S	Opponent	Score	
								172	A	McNeese St.	0	5
								187	A	Alabama A&M	0	2
								187	N	Alabama A&M	0	2
								191	A	Northwestern St.	0	7
								206	H	Southeastern La.	0	5
								220	H	Jackson St.	0	5
								222	H	La.-Monroe	0	2
								238	H	Mississippi Val.	0	3
								261	A	Grambling	0	4
								299	H	Prairie View	1	1
								302	A	Nicholls St.	0	1
								304	H	Texas Southern	2	1
								306	H	Alcorn St.	4	0
								311	A	Ark.-Pine Bluff	2	0
								313	A	Alabama St.	4	0
<hr/>												
LAST 10 GAMES												
187 N Alabama A&M				0	2	306 H Alcorn St.				4	0	
313 A Alabama St.				4	0	238 H Mississippi Val.				0	3	
187 A Alabama A&M				0	2	261 A Grambling				0	4	
220 H Jackson St.				0	5	304 H Texas Southern				2	1	
311 A Ark.-Pine Bluff				2	0	299 H Prairie View				1	1	

Non-Div. I Games: William Carey

Southern U.

Average RPI Win: 289		WON-LOST RECORD	WINNING PCT. RANK	LAST 10 GAMES	STRENGTH OF SCHEDULE	OPP. STRENGTH OF SCHEDULE	TEAM RPI	ADJ RPI	CONF. RPI	ADJ CONF. RPI	
Average RPI Loss: 205											
DIV. I ONLY		4-13-2	.26316 273	1-7-1	293	299	298	.34483 297	28	28	
DIV. I NON-CONF.		3-6-2	.36364 227	0-1-1	306	309	299	.34605 299	29	29	
TOTALS		RPI 1-25	RPI 26-50		W-L RECORDS		RPI 51-100		RPI 101-150		RPI 150+
4-13-2	0-0-0		0-0-0		OVERALL		0-0-0		0-1-0		4-12-2
2-5-1	0-0-0		0-0-0		HOME		0-0-0		0-0-0		2-5-1
2-7-1	0-0-0		0-0-0		AWAY		0-0-0		0-1-0		2-6-1
0-1-0	0-0-0		0-0-0		NEUTRAL		0-0-0		0-0-0		0-1-0
3-6-2	0-0-0		0-0-0		NON-CONFERENCE		0-0-0		0-1-0		3-5-2
2-2-1	0-0-0		0-0-0		HOME		0-0-0		0-0-0		2-2-1
1-4-1	0-0-0		0-0-		AWAY		0-0-0		0-1-0		1-3-1
0-0-0	0-0-0		0-0-0		NEUTRAL		0-0-0		0-0-0		0-0-0
1-7-0	0-0-0		0-0-0		CONFERENCE		0-0-0		0-0-0		1-7-0
0-3-0	0-0-0		0-0-0		HOME		0-0-0		0-0-0		0-3-0
1-3-0	0-0-0		0-0-0		AWAY		0-0-0		0-0-0		1-3-0
0-1-0	0-0-0		0-0-0		NEUTRAL		0-0-0		0-0-0		0-1-0
RPI S	Opponent	Score	RPI S	Opponent	Score	RPI S	Opponent	Score	RPI S	Opponent	Score
									124 A	Navy	1 2
									153 H	Coastal Caro.	0 2
									153 N	Coastal Caro.	0 1
									156 A	Richmond	0 2
									170 H	High Point	0 2
									177 H	Appalachian St.	0 3
									194 A	Wofford	0 1
									201 A	Charleston So.	1 3
									240 A	Winthrop	2 1
									245 H	Presbyterian	1 3
									246 A	Liberty	0 2
									254 H	Longwood	1 1
									264 A	Radford	1 4
									289 H	UNC Asheville	0 5
									294 H	Citadel	1 0
									298 A	Campbell	0 1
									310 H	Howard	7 4
									312 A	South Carolina St.	6 0
									314 A	Delaware St.	0 0
			LAST 10 GAMES								
			153 N	Coastal Caro.	0 1	254 H	Longwood	1 1			
			201 A	Charleston So.	1 3	170 H	High Point	0 2			
			289 H	UNC Asheville	0 5	264 A	Radford	1 4			
			240 A	Winthrop	2 1	246 A	Liberty	0 2			
			245 H	Presbyterian	1 3	153 H	Coastal Caro.	0 2			

Non-Div. I Games: Southern Va. 9 0

VMI

Average RPI Win: 297		WON-LOST	WINNING	LAST 10	STRENGTH OF		OPP. STRENGTH	TEAM	ADJ	CONF.	ADJ CONF.
Average RPI Loss: 186		RECORD	PCT. RANK	GAMES	SCHEDULE		OF SCHEDULE	RPI	RPI	RPI	RPI
DIV. I ONLY		1-14-2	.11765	305	0-9-1		237	255	299	.34374	298
DIV. I NON-CONF.		1-5-0	.16667	283	0-1-0		241	236	294	.35994	293
TOTALS		RPI 1-25	RPI 26-50		W-L RECORDS		RPI 51-100		RPI 101-150		RPI 150+
1-14-2	0-0-0	0-0-0		OVERALL		0-2-0		0-3-0		1-9-2	
1-5-2	0-0-0	0-0-0		HOME		0-0-0		0-1-0		1-4-2	
0-7-0	0-0-0	0-0-0		AWAY		0-2-0		0-1-0		0-4-0	
0-2-0	0-0-0	0-0-0		NEUTRAL		0-0-0		0-1-0		0-1-0	
1-5-0	0-0-0	0-0-0		NON-CONFERENCE		0-1-0		0-1-0		1-3-0	
1-2-0	0-0-0	0-0-0		HOME		0-0-0		0-0-0		1-2-0	
0-1-0	0-0-0	0-0-		AWAY		0-1-0		0-0-0		0-0-0	
0-2-0	0-0-0	0-0-0		NEUTRAL		0-0-0		0-1-0		0-1-0	
0-9-2	0-0-0	0-0-0		CONFERENCE		0-1-0		0-2-0		0-6-2	
0-3-2	0-0-0	0-0-0		HOME		0-0-0		0-1-0		0-2-2	
0-6-0	0-0-0	0-0-0		AWAY		0-1-0		0-1-0		0-4-0	
0-0-0	0-0-0	0-0-0		NEUTRAL		0-0-0		0-0-0		0-0-0	
RPI S	Opponent	Score	RPI S	Opponent	Score	RPI S	Opponent	Score	RPI S	Opponent	Score
						57 A	Kennesaw St.	0 1	109 A	Mercer	0 1
						71 A	East Carolina	0 1	132 N	North Carolina St.	0 3
									141 H	Belmont	0 1
									162 H	East Tenn. St.	1 1
									188 H	Francis Marion	1 5
									204 A	Fla. Gulf Coast	0 2
									211 H	Jacksonville	0 4
									217 A	Stetson	1 4
									232 N	Elon	1 2
									243 A	Gardner-Webb	0 1
									245 H	Presbyterian	0 2
									250 H	North Fla.	1 2
									292 H	Lipscomb	0 0
									297 H	VMI	1 0
									300 A	S.C. Upstate	0 1
LAST 10 GAMES											
						188 H	Francis Marion	1 5	211 H	Jacksonville	0 4
						243 A	Gardner-Webb	0 1	162 H	East Tenn. St.	1 1
						109 A	Mercer	0 1	300 A	S.C. Upstate	0 1
						57 A	Kennesaw St.	0 1	217 A	Stetson	1 4
						250 H	North Fla.	1 2	204 A	Fla. Gulf Coast	0 2

Non-Div. I Games:

Campbell

Average RPI Win:	306	WON-LOST	WINNING	LAST 10	STRENGTH OF	OPP. STRENGTH	TEAM	ADJ	CONF.	ADJ CONF.		
Average RPI Loss:	230	RECORD	PCT. RANK	GAMES	SCHEDULE	OF SCHEDULE	RPI	RPI	RPI	RPI		
DIV. I ONLY		4-10-1	.3	260	3-5-1	295	305	297	.34274	299	31	31
DIV. I NON-CONF.		0-6-0	0	303	0-1-0	271	264	308	.29011	308	32	32
<hr/>												
TOTALS	RPI 1-25	RPI 26-50		W-L RECORDS		RPI 51-100		RPI 101-150		RPI 150+		
4-10-1	0-0-0	0-0-0		OVERALL		0-0-0		0-1-0		4-9-1		
3-4-0	0-0-0	0-0-0		HOME		0-0-0		0-0-0		3-4-0		
1-4-1	0-0-0	0-0-0		AWAY		0-0-0		0-1-0		1-3-1		
0-2-0	0-0-0	0-0-0		NEUTRAL		0-0-0		0-0-0		0-2-0		
0-6-0	0-0-0	0-0-0		NON-CONFERENCE		0-0-0		0-1-0		0-5-0		
0-2-0	0-0-0	0-0-0		HOME		0-0-0		0-0-0		0-2-0		
0-3-0	0-0-0	0-0-		AWAY		0-0-0		0-1-0		0-2-0		
0-1-0	0-0-0	0-0-0		NEUTRAL		0-0-0		0-0-0		0-1-0		
4-4-1	0-0-0	0-0-0		CONFERENCE		0-0-0		0-0-0		4-4-1		
3-2-0	0-0-0	0-0-0		HOME		0-0-0		0-0-0		3-2-0		
1-1-1	0-0-0	0-0-0		AWAY		0-0-0		0-0-0		1-1-1		
0-1-0	0-0-0	0-0-0		NEUTRAL		0-0-0		0-0-0		0-1-0		
<hr/>												
RPI	S	Opponent	Score	RPI	S	Opponent	Score	RPI	S	Opponent	Score	
								142	A	TCU	2	5
								189	N	South Ala.	1	4
								206	A	Southeastern La.	1	2
								220	A	Jackson St.	1	5
								238	H	Mississippi Val.	0	7
								238	N	Mississippi Val.	0	3
								258	H	Central Ark.	1	5
								261	H	Grambling	1	3
								271	A	Arkansas St.	0	3
								278	H	Sam Houston St.	0	3
								296	A	Southern U.	1	1
								304	A	Texas Southern	2	1
								304	H	Texas Southern	4	2
								306	H	Alcorn St.	9	0
								311	H	Ark.-Pine Bluff	6	0
LAST 10 GAMES												
238 N Mississippi Val.				0	3	261 H Grambling				1	3	
304 H Texas Southern				4	2	142 A TCU				2	5	
238 H Mississippi Val.				0	7	220 A Jackson St.				1	5	
306 H Alcorn St.				9	0	296 A Southern U.				1	1	
311 H Ark.-Pine Bluff				6	0	258 H Central Ark.				1	5	

Non-Div. I Games: Belhaven

1	2	Houston Baptist	1	3
---	---	-----------------	---	---

Prairie View

Average RPI Win:	308	WON-LOST RECORD	WINNING PCT. RANK	LAST 10 GAMES	STRENGTH OF SCHEDULE	OPP. STRENGTH OF SCHEDULE	TEAM RPI	ADJ RPI	CONF. RPI	ADJ CONF. RPI			
Average RPI Loss:	191												
DIV. I ONLY	3-15-0	.16667	297	1-9-0	265	294	300	.34159	300	22	22		
DIV. I NON-CONF.	2-5-0	.28571	254	0-1-0	281	312	297	.35335	296	27	27		
<hr/>													
TOTALS	RPI 1-25	RPI 26-50		W-L RECORDS	RPI 51-100		RPI 101-150		RPI 150+				
3-15-0	0-0-0	0-0-0		OVERALL	0-2-0		0-2-0		3-11-0				
3-5-0	0-0-0	0-0-0		HOME	0-1-0		0-1-0		3-3-0				
0-9-0	0-0-0	0-0-0		AWAY	0-1-0		0-1-0		0-7-0				
0-1-0	0-0-0	0-0-0		NEUTRAL	0-0-0		0-0-0		0-1-0				
<hr/>													
2-5-0	0-0-0	0-0-0		NON-CONFERENCE	0-1-0		0-0-0		2-4-0				
2-1-0	0-0-0	0-0-0		HOME	0-0-0		0-0-0		2-1-0				
0-3-0	0-0-0	0-0-		AWAY	0-1-0		0-0-0		0-2-0				
0-1-0	0-0-0	0-0-0		NEUTRAL	0-0-0		0-0-0		0-1-0				
<hr/>													
1-10-0	0-0-0	0-0-0		CONFERENCE	0-1-0		0-2-0		1-7-0				
1-4-0	0-0-0	0-0-0		HOME	0-1-0		0-1-0		1-2-0				
0-6-0	0-0-0	0-0-0		AWAY	0-0-0		0-1-0		0-5-0				
0-0-0	0-0-0	0-0-0		NEUTRAL	0-0-0		0-0-0		0-0-0				
<hr/>													
RPI S	Opponent	Score	RPI S	Opponent	Score	RPI S	Opponent	Score	RPI S	Opponent	Score		
						57 H	Kennesaw St.	0	2	109 H	Mercer	2	5
						67 A	Furman	1	4	141 A	Belmont	0	1
										153 H	Coastal Caro.	0	2
										162 A	East Tenn. St.	0	4
										201 N	Charleston So.	1	4
										204 A	Fla. Gulf Coast	0	1
										211 H	Jacksonville	0	2
										217 A	Stetson	0	4
										243 A	Gardner-Webb	0	2
										250 H	North Fla.	2	3
										264 A	Radford	2	5
										292 A	Lipscomb	0	1
										294 A	Citadel	2	3
										298 H	Campbell	1	0
										312 H	South Carolina St.	5	1
										313 H	Alabama St.	9	0
			LAST 10 GAMES										
						162 A	East Tenn. St.	0	4	57 H	Kennesaw St.	0	2
						153 H	Coastal Caro.	0	2	243 A	Gardner-Webb	0	2
						204 A	Fla. Gulf Coast	0	1	298 H	Campbell	1	0
						217 A	Stetson	0	4	141 A	Belmont	0	1
						109 H	Mercer	2	5	292 A	Lipscomb	0	1

Non-Div. I Games:

S.C. Upstate

Average RPI Win:	300	WON-LOST RECORD	WINNING PCT. RANK	LAST 10 GAMES	STRENGTH OF SCHEDULE	OPP. STRENGTH OF SCHEDULE	TEAM RPI	ADJ RPI	CONF. RPI	ADJ CONF. RPI						
DIV. I ONLY		5-14-1	.275	268	2-7-1	307	282	302	.33145	301	25	25				
DIV. I NON-CONF.		3-7-0	.3	250	0-0-0	311	291	301	.31305	302	22	23				
<hr/>																
TOTALS	RPI 1-25	RPI 26-50		W-L RECORDS		RPI 51-100		RPI 101-150		RPI 150+						
5-14-1	0-0-0	0-0-0		OVERALL		0-2-0		0-2-0		5-10-1						
2-7-1	0-0-0	0-0-0		HOME		0-0-0		0-0-0		2-7-1						
3-7-0	0-0-0	0-0-0		AWAY		0-2-0		0-2-0		3-3-0						
0-0-0	0-0-0	0-0-0		NEUTRAL		0-0-0		0-0-0		0-0-0						
<hr/>																
3-7-0	0-0-0	0-0-0		NON-CONFERENCE		0-0-0		0-0-0		3-7-0						
1-4-0	0-0-0	0-0-0		HOME		0-0-0		0-0-0		1-4-0						
2-3-0	0-0-0	0-0-		AWAY		0-0-0		0-0-0		2-3-0						
0-0-0	0-0-0	0-0-0		NEUTRAL		0-0-0		0-0-0		0-0-0						
<hr/>																
2-7-1	0-0-0	0-0-0		CONFERENCE		0-2-0		0-2-0		2-3-1						
1-3-1	0-0-0	0-0-0		HOME		0-0-0		0-0-0		1-3-1						
1-4-0	0-0-0	0-0-0		AWAY		0-2-0		0-2-0		1-0-0						
0-0-0	0-0-0	0-0-0		NEUTRAL		0-0-0		0-0-0		0-0-0						
<hr/>																
RPI	S	Opponent	Score	RPI	S	Opponent	Score	RPI	S	Opponent	Score					
				80 A Milwaukee				0	1	113 A Loyola (Ill.)		0	3			
				80 A Milwaukee				0	6	133 A Wright St.		0	4			
												155 H Butler		1	3	
												168 H Cincinnati		1	4	
												199 H Valparaiso		0	2	
												202 A Temple		1	8	
												209 H DePaul		1	2	
												230 A Akron		0	1	
												263 H Robert Morris		3	1	
												265 H St. Bonaventure		0	3	
												266 A Indiana St.		1	3	
												272 H Canisius		1	2	
												275 H Detroit		2	2	
												287 H Green Bay		0	1	
												303 A IPFW		5	4	
												309 A Youngstown St.		2	0	
												309 H Youngstown St.		2	1	
												314 A Delaware St.		3	0	
				<hr/>												
								LAST 10 GAMES								
				80 A Milwaukee				0	1	80 A Milwaukee				0	6	
				309 H Youngstown St.				2	1	309 A Youngstown St.				2	0	
				155 H Butler				1	3	133 A Wright St.				0	4	
				275 H Detroit				2	2	113 A Loyola (Ill.)				0	3	
				199 H Valparaiso				0	2	287 H Green Bay				0	1	

Non-Div. I Games:

Cleveland St.

Average RPI Win:	301	WON-LOST	WINNING	LAST 10	STRENGTH OF	OPP. STRENGTH	TEAM	ADJ	CONF.	ADJ CONF.		
Average RPI Loss:	217	RECORD	PCT. RANK	GAMES	SCHEDULE	OF SCHEDULE	RPI	RPI	RPI	RPI		
DIV. I ONLY	2-16-1	.13158	304	1-9-0	246	297	301	.32723	302	30	30	
DIV. I NON-CONF.	1-8-1	.15	287	0-1-0	210	294	291	.35151	298	30	30	
<hr/>												
TOTALS	RPI 1-25	RPI 26-50		W-L RECORDS		RPI 51-100		RPI 101-150		RPI 150+		
2-16-1	0-0-0	0-0-0		OVERALL		0-0-0		0-2-0		2-14-1		
2-7-1	0-0-0	0-0-0		HOME		0-0-0		0-0-0		2-7-1		
0-7-0	0-0-0	0-0-0		AWAY		0-0-0		0-1-0		0-6-0		
0-2-0	0-0-0	0-0-0		NEUTRAL		0-0-0		0-1-0		0-1-0		
<hr/>												
1-8-1	0-0-0	0-0-0		NON-CONFERENCE		0-0-0		0-1-0		1-7-1		
1-4-1	0-0-0	0-0-0		HOME		0-0-0		0-0-0		1-4-1		
0-2-0	0-0-0	0-0-		AWAY		0-0-0		0-0-0		0-2-0		
0-2-0	0-0-0	0-0-0		NEUTRAL		0-0-0		0-1-0		0-1-0		
<hr/>												
1-8-0	0-0-0	0-0-0		CONFERENCE		0-0-0		0-1-0		1-7-0		
1-3-0	0-0-0	0-0-0		HOME		0-0-0		0-0-0		1-3-0		
0-5-0	0-0-0	0-0-0		AWAY		0-0-0		0-1-0		0-4-0		
0-0-0	0-0-0	0-0-0		NEUTRAL		0-0-0		0-0-0		0-0-0		
<hr/>												
RPI	S	Opponent	Score	RPI	S	Opponent	Score	RPI	S	Opponent	Score	
								120	A	Stephen F. Austin	0	7
								141	N	Belmont	0	4
								172	H	McNeese St.	0	2
								175	H	La.-Lafayette	0	5
								189	N	South Ala.	2	4
								191	A	Northwestern St.	1	2
								206	A	Southeastern La.	1	3
								218	H	UTSA	1	5
								220	H	Jackson St.	2	2
								222	H	La.-Monroe	0	2
								238	H	Mississippi Val.	2	4
								243	A	Gardner-Webb	1	2
								252	H	Troy	1	2
								258	A	Central Ark.	1	6
								278	A	Sam Houston St.	1	4
								281	H	Texas St.	0	4
								284	A	Centenary (La.)	1	4
								296	H	Southern U.	1	0
								305	H	Lamar	4	1
								<hr/>				
LAST 10 GAMES												
120 A Stephen F. Austin				0	7	191 A Northwestern St.				1	2	
278 A Sam Houston St.				1	4	258 A Central Ark.				1	6	
206 A Southeastern La.				1	3	281 H Texas St.				0	4	
305 H Lamar				4	1	218 H UTSA				1	5	
172 H McNeese St.				0	2	284 A Centenary (La.)				1	4	

Non-Div. I Games: Birmingham-So. 0 3

Nicholls St.

Average RPI Win: 284		WON-LOST RECORD	WINNING PCT. RANK		LAST 10 GAMES	STRENGTH OF SCHEDULE	OPP. STRENGTH OF SCHEDULE	TEAM RPI	ADJ RPI	CONF. RPI	ADJ CONF. RPI	
Average RPI Loss: 198												
DIV. I ONLY		1-16-0	.05882	311	1-9-0	240	272	303	.32192	303	24	23
DIV. I NON-CONF.		0-9-0	0	303	0-2-0	244	271	305	.30502	303	26	26
<hr/>												
TOTALS		RPI 1-25		RPI 26-50		W-L RECORDS		RPI 51-100		RPI 101-150		RPI 150+
1-16-0		0-0-0		0-0-0		OVERALL		0-2-0		0-2-0		1-12-0
1-8-0		0-0-0		0-0-0		HOME		0-1-0		0-1-0		1-6-0
0-8-0		0-0-0		0-0-0		AWAY		0-1-0		0-1-0		0-6-0
0-0-0		0-0-0		0-0-0		NEUTRAL		0-0-0		0-0-0		0-0-0
0-9-0		0-0-0		0-0-0		NON-CONFERENCE		0-1-0		0-1-0		0-7-0
0-5-0		0-0-0		0-0-0		HOME		0-0-0		0-1-0		0-4-0
0-4-0		0-0-0		0-0-		AWAY		0-1-0		0-0-0		0-3-0
0-0-0		0-0-0		0-0-0		NEUTRAL		0-0-0		0-0-0		0-0-0
1-7-0		0-0-0		0-0-0		CONFERENCE		0-1-0		0-1-0		1-5-0
1-3-0		0-0-0		0-0-0		HOME		0-1-0		0-0-0		1-2-0
0-4-0		0-0-0		0-0-0		AWAY		0-0-0		0-1-0		0-3-0
0-0-0		0-0-0		0-0-0		NEUTRAL		0-0-0		0-0-0		0-0-0
RPI	S	Opponent	Score	RPI	S	Opponent	Score	RPI	S	Opponent	Score	
						68 H Western Ill.	0 3			102 H Toledo	0 5	
						85 A Ball St.	1 5			104 A Oakland	0 4	
										174 A South Dakota St.	0 4	
										199 A Valparaiso	0 4	
										208 H Central Mich.	1 8	
										209 A DePaul	2 5	
										215 H Eastern Mich.	1 3	
										219 H Oral Roberts	0 5	
										224 A North Dakota St.	0 3	
										234 H Southern Utah	0 2	
										266 A Indiana St.	0 2	
										275 H Detroit	0 4	
										284 H Centenary (La.)	1 0	
										286 A IUPUI	0 4	
										301 H Cleveland St.	4 5	
<hr/>												
LAST 10 GAMES												
						104 A Oakland	0 4			266 A Indiana St.	0 2	
						234 H Southern Utah	0 2			224 A North Dakota St.	0 3	
						286 A IUPUI	0 4			174 A South Dakota St.	0 4	
						219 H Oral Roberts	0 5			68 H Western Ill.	0 3	
						284 H Centenary (La.)	1 0			209 A DePaul	2 5	

Non-Div. I Games:

IPFW

Average RPI Win: 310		WON-LOST	WINNING	LAST 10	STRENGTH OF		OPP. STRENGTH	TEAM	ADJ	CONF.	ADJ CONF.
Average RPI Loss: 243		RECORD	PCT. RANK	GAMES	SCHEDULE		OF SCHEDULE	RPI	RPI	RPI	RPI
DIV. I ONLY		3-9-0	.25	275	3-7-0		303	311	305	.31966	304
DIV. I NON-CONF.		0-2-0	0	303	0-0-0		83	302	283	.37625	281
TOTALS		RPI 1-25	RPI 26-50		W-L RECORDS		RPI 51-100		RPI 101-150		RPI 150+
3-9-0		0-0-0	0-0-0		OVERALL		0-0-0		0-0-0		3-9-0
2-4-0		0-0-0	0-0-0		HOME		0-0-0		0-0-0		2-4-0
1-5-0		0-0-0	0-0-0		AWAY		0-0-0		0-0-0		1-5-0
0-0-0		0-0-0	0-0-0		NEUTRAL		0-0-0		0-0-0		0-0-0
0-2-0		0-0-0	0-0-0		NON-CONFERENCE		0-0-0		0-0-0		0-2-0
0-1-0		0-0-0	0-0-0		HOME		0-0-0		0-0-0		0-1-0
0-1-0		0-0-0	0-0-		AWAY		0-0-0		0-0-0		0-1-0
0-0-0		0-0-0	0-0-0		NEUTRAL		0-0-0		0-0-0		0-0-0
3-7-0		0-0-0	0-0-0		CONFERENCE		0-0-0		0-0-0		3-7-0
2-3-0		0-0-0	0-0-0		HOME		0-0-0		0-0-0		2-3-0
1-4-0		0-0-0	0-0-0		AWAY		0-0-0		0-0-0		1-4-0
0-0-0		0-0-0	0-0-0		NEUTRAL		0-0-0		0-0-0		0-0-0
RPI	S	Opponent	Score	RPI	S	Opponent	Score	RPI	S	Opponent	Score
								172	A	McNeese St.	0 7
								187	A	Alabama A&M	0 6
								218	H	UTSA	0 7
								220	A	Jackson St.	0 6
								238	H	Mississippi Val.	0 4
								261	H	Grambling	0 3
								296	A	Southern U.	1 2
								299	A	Prairie View	2 4
								299	H	Prairie View	1 2
								306	H	Alcorn St.	2 1
								311	H	Ark.-Pine Bluff	1 0
								313	A	Alabama St.	3 0
LAST 10 GAMES											
				299	A	Prairie View	2 4	187	A	Alabama A&M	0 6
				306	H	Alcorn St.	2 1	313	A	Alabama St.	3 0
				238	H	Mississippi Val.	0 4	296	A	Southern U.	1 2
				261	H	Grambling	0 3	220	A	Jackson St.	0 6
				311	H	Ark.-Pine Bluff	1 0	299	H	Prairie View	1 2

Non-Div. I Games: Houston Baptist 0 11

Texas Southern

Average RPI Win: 0		WON-LOST	WINNING	LAST 10	STRENGTH OF		OPP. STRENGTH	TEAM	ADJ	CONF.	ADJ CONF.
Average RPI Loss: 194		RECORD	PCT. RANK	GAMES	SCHEDULE		OF SCHEDULE	RPI	RPI	RPI	RPI
DIV. I ONLY		0-18-0	0	313	0-10-0		202	276	304	.31844	305
DIV. I NON-CONF.		0-9-0	0	303	0-1-0		136	241	295	.35588	294
TOTALS		RPI 1-25	RPI 26-50		W-L RECORDS		RPI 51-100		RPI 101-150		RPI 150+
0-18-0		0-0-0	0-0-0		OVERALL		0-3-0		0-2-0		0-13-0
0-6-0		0-0-0	0-0-0		HOME		0-0-0		0-2-0		0-4-0
0-8-0		0-0-0	0-0-0		AWAY		0-2-0		0-0-0		0-6-0
0-4-0		0-0-0	0-0-0		NEUTRAL		0-1-0		0-0-0		0-3-0
0-9-0		0-0-0	0-0-0		NON-CONFERENCE		0-3-0		0-1-0		0-5-0
0-2-0		0-0-0	0-0-0		HOME		0-0-0		0-1-0		0-1-0
0-3-0		0-0-0	0-0-		AWAY		0-2-0		0-0-0		0-1-0
0-4-0		0-0-0	0-0-0		NEUTRAL		0-1-0		0-0-0		0-3-0
0-9-0		0-0-0	0-0-0		CONFERENCE		0-0-0		0-1-0		0-8-0
0-4-0		0-0-0	0-0-0		HOME		0-0-0		0-1-0		0-3-0
0-5-0		0-0-0	0-0-0		AWAY		0-0-0		0-0-0		0-5-0
0-0-0		0-0-0	0-0-0		NEUTRAL		0-0-0		0-0-0		0-0-0
RPI S	Opponent	Score	RPI S	Opponent	Score	RPI S	Opponent	Score	RPI S	Opponent	Score
						56 A	Loyola Marymount	0 9	120 H	Stephen F. Austin	0 3
						92 N	North Texas	0 8	148 H	Nebraska	0 4
						100 A	Rice	0 5	166 N	Oregon St.	0 8
									172 A	McNeese St.	0 4
									189 N	South Ala.	1 11
									191 H	Northwestern St.	0 3
									206 A	Southeastern La.	0 7
									218 A	UTSA	0 2
									223 N	Eastern Wash.	0 5
									239 A	Northern Ariz.	0 7
									258 H	Central Ark.	0 2
									261 H	Grambling	0 6
									278 H	Sam Houston St.	0 5
									281 A	Texas St.	0 3
									302 A	Nicholls St.	1 4
LAST 10 GAMES											
						281 A	Texas St.	0 3	206 A	Southeastern La.	0 7
						218 A	UTSA	0 2	172 A	McNeese St.	0 4
						120 H	Stephen F. Austin	0 3	148 H	Nebraska	0 4
						278 H	Sam Houston St.	0 5	191 H	Northwestern St.	0 3
						302 A	Nicholls St.	1 4	258 H	Central Ark.	0 2

Non-Div. I Games:

Lamar

Average RPI Win:	312	WON-LOST	WINNING	LAST 10	STRENGTH OF	OPP. STRENGTH	TEAM	ADJ	CONF.	ADJ CONF.	
Average RPI Loss:	249	RECORD	PCT. RANK	GAMES	SCHEDULE	OF SCHEDULE	RPI	RPI	RPI	RPI	
DIV. I ONLY	3-8-0	.27273	270	2-7-0	311	313	306	.30532	306	31	31
DIV. I NON-CONF.	0-0-0	0	303	0-0-0	314	314	314	-.0074	314	32	32
TOTALS	RPI 1-25	RPI 26-50	W-L RECORDS	RPI 51-100	RPI 101-150	RPI 150+					
3-8-0	0-0-0	0-0-0	OVERALL	0-0-0	0-0-0	3-8-0					
1-2-0	0-0-0	0-0-0	HOME	0-0-0	0-0-0	1-2-0					
0-4-0	0-0-0	0-0-0	AWAY	0-0-0	0-0-0	0-4-0					
2-2-0	0-0-0	0-0-0	NEUTRAL	0-0-0	0-0-0	2-2-0					
0-0-0	0-0-0	0-0-0	NON-CONFERENCE	0-0-0	0-0-0	0-0-0					
0-0-0	0-0-0	0-0-0	HOME	0-0-0	0-0-0	0-0-0					
0-0-0	0-0-0	0-0-	AWAY	0-0-0	0-0-0	0-0-0					
0-0-0	0-0-0	0-0-0	NEUTRAL	0-0-0	0-0-0	0-0-0					
3-8-0	0-0-0	0-0-0	CONFERENCE	0-0-0	0-0-0	3-8-0					
1-2-0	0-0-0	0-0-0	HOME	0-0-0	0-0-0	1-2-0					
0-4-0	0-0-0	0-0-0	AWAY	0-0-0	0-0-0	0-4-0					
2-2-0	0-0-0	0-0-0	NEUTRAL	0-0-0	0-0-0	2-2-0					
RPI S	Opponent	Score	RPI S	Opponent	Score	RPI S	Opponent	Score	RPI S	Opponent	Score
							187 H Alabama A&M	0		7	
							187 N Alabama A&M	0		4	
							220 A Jackson St.	0		8	
							238 N Mississippi Val.	0		5	
							261 H Grambling	0		5	
							296 A Southern U.	0		4	
							299 A Prairie View	0		9	
							304 A Texas Southern	1		2	
							311 H Ark.-Pine Bluff	4		0	
							311 N Ark.-Pine Bluff	1		0	
							313 N Alabama St.	4		1	

Average RPI Win:	314	WON-LOST	WINNING	LAST 10	STRENGTH OF	OPP. STRENGTH	TEAM	ADJ	CONF.	ADJ CONF.	
Average RPI Loss:	210	RECORD	PCT. RANK	GAMES	SCHEDULE	OF SCHEDULE	RPI	RPI	RPI	RPI	
DIV. I ONLY	1-18-0	.05263	312	0-10-0	282	295	307	.29661	307	23	24
DIV. I NON-CONF.	1-9-0	.1	295	0-2-0	287	308	306	.29712	307	25	24
TOTALS	RPI 1-25	RPI 26-50	W-L RECORDS	RPI 51-100	RPI 101-150	RPI 150+					
1-18-0	0-0-0	0-0-0	OVERALL	0-2-0	0-2-0	1-14-0					
1-10-0	0-0-0	0-0-0	HOME	0-0-0	0-0-0	1-10-0					
0-8-0	0-0-0	0-0-0	AWAY	0-2-0	0-2-0	0-4-0					
0-0-0	0-0-0	0-0-0	NEUTRAL	0-0-0	0-0-0	0-0-0					
1-9-0	0-0-0	0-0-0	NON-CONFERENCE	0-1-0	0-1-0	1-7-0					
1-5-0	0-0-0	0-0-0	HOME	0-0-0	0-0-0	1-5-0					
0-4-0	0-0-0	0-0-	AWAY	0-1-0	0-1-0	0-2-0					
0-0-0	0-0-0	0-0-0	NEUTRAL	0-0-0	0-0-0	0-0-0					
0-9-0	0-0-0	0-0-0	CONFERENCE	0-1-0	0-1-0	0-7-0					
0-5-0	0-0-0	0-0-0	HOME	0-0-0	0-0-0	0-5-0					
0-4-0	0-0-0	0-0-0	AWAY	0-1-0	0-1-0	0-2-0					
0-0-0	0-0-0	0-0-0	NEUTRAL	0-0-0	0-0-0	0-0-0					
RPI	S	Opponent	Score	RPI	S	Opponent	Score	RPI	S	Opponent	Score
								</			

Non-Div. I Games:

St. Peter's

Average RPI Win:		311	WON-LOST RECORD		WINNING PCT. RANK		LAST 10 GAMES		STRENGTH OF SCHEDULE		OPP. STRENGTH OF SCHEDULE		TEAM RPI		ADJ RPI		CONF. RPI		ADJ CONF. RPI	
Average RPI Loss:		237																		
DIV. I ONLY			4-14-1		.23684 280		4-5-1		312		306		308		.29186 308		32		32	
DIV. I NON-CONF.			1-11-0		.08333 298		1-3-0		261		301		302		.30429 304		31		31	
TOTALS		RPI 1-25		RPI 26-50		W-L RECORDS		RPI 51-100		RPI 101-150		RPI 150+								
4-14-1		0-0-0		0-0-0		OVERALL		0-0-0		0-2-0		4-12-1								
2-4-1		0-0-0		0-0-0		HOME		0-0-0		0-0-0		2-4-1								
1-10-0		0-0-0		0-0-0		AWAY		0-0-0		0-2-0		1-8-0								
1-0-0		0-0-0		0-0-0		NEUTRAL		0-0-0		0-0-0		1-0-0								
1-11-0		0-0-0		0-0-0		NON-CONFERENCE		0-0-0		0-2-0		1-9-0								
1-4-0		0-0-0		0-0-0		HOME		0-0-0		0-0-0		1-4-0								
0-7-0		0-0-0		0-0-		AWAY		0-0-0		0-2-0		0-5-0								
0-0-0		0-0-0		0-0-0		NEUTRAL		0-0-0		0-0-0		0-0-0								
3-3-1		0-0-0		0-0-0		CONFERENCE		0-0-0		0-0-0		3-3-1								
1-0-1		0-0-0		0-0-0		HOME		0-0-0		0-0-0		1-0-1								
1-3-0		0-0-0		0-0-0		AWAY		0-0-0		0-0-0		1-3-0								
1-0-0		0-0-0		0-0-0		NEUTRAL		0-0-0		0-0-0		1-0-0								
RPI	S	Opponent		Score		RPI	S	Opponent		Score		RPI	S	Opponent		Score				

Non-Div. I Games:

NJIT

Average RPI Win:	310	WON-LOST RECORD	WINNING PCT. RANK	LAST 10 GAMES	STRENGTH OF SCHEDULE	OPP. STRENGTH OF SCHEDULE	TEAM RPI	ADJ RPI	CONF. RPI	ADJ CONF. RPI				
DIV. I ONLY		1-18-1	.075	310	0-10-0	301	288	309	.28486	309	25	25		
DIV. I NON-CONF.		1-9-1	.13636	291	0-1-0	295	290	304	.30203	305	22	23		

TOTALS	RPI 1-25	RPI 26-50		W-L RECORDS		RPI 51-100		RPI 101-150		RPI 150+				
1-18-1	0-0-0	0-0-0		OVERALL		0-1-0		0-3-0		1-14-1				
1-9-1	0-0-0	0-0-0		HOME		0-0-0		0-3-0		1-6-1				
0-8-0	0-0-0	0-0-0		AWAY		0-1-0		0-0-0		0-7-0				
0-1-0	0-0-0	0-0-0		NEUTRAL		0-0-0		0-0-0		0-1-0				
1-9-1	0-0-0	0-0-0		NON-CONFERENCE		0-0-0		0-1-0		1-8-1				
1-4-1	0-0-0	0-0-0		HOME		0-0-0		0-1-0		1-3-1				
0-4-0	0-0-0	0-0-		AWAY		0-0-0		0-0-0		0-4-0				
0-1-0	0-0-0	0-0-0		NEUTRAL		0-0-0		0-0-0		0-1-0				
0-9-0	0-0-0	0-0-0		CONFERENCE		0-1-0		0-2-0		0-6-0				
0-5-0	0-0-0	0-0-0		HOME		0-0-0		0-2-0		0-3-0				
0-4-0	0-0-0	0-0-0		AWAY		0-1-0		0-0-0		0-3-0				
0-0-0	0-0-0	0-0-0		NEUTRAL		0-0-0		0-0-0		0-0-0				
RPI	S	Opponent	Score	RPI	S	Opponent	Score	RPI	S	Opponent	Score			
				80 A Milwaukee				1	2	113 H Loyola (Ill.)	0	3		
										133 H Wright St.	0	3		
												143 H Bowling Green	0	3
												155 H Butler	1	2
												162 N East Tenn. St.	2	3
												193 A Pittsburgh	0	2
												199 H Valparaiso	0	1
												237 A Kent St.	0	2
												255 H St. Francis (Pa.)	0	0
												263 H Robert Morris	0	1
												272 A Canisius	0	3
												274 A Jacksonville St.	0	1
												275 A Detroit	0	4
												285 H Albany (N.Y.)	1	2
												286 H IUPUI	2	3
												287 A Green Bay	2	4
												301 A Cleveland St.	1	2
												301 H Cleveland St.	0	2
												310 H Howard	5	1

LAST 10 GAMES														
301 A Cleveland St.				1	2	133 H Wright St.				0	3			
275 A Detroit				0	4	301 H Cleveland St.				0	2			
155 H Butler				1	2	80 A Milwaukee				1	2			
113 H Loyola (Ill.)				0	3	287 A Green Bay				2	4			
199 H Valparaiso				0	1	272 A Canisius				0	3			

Non-Div. I Games:

Youngstown St.

Average RPI Win: 313		WON-LOST	WINNING	LAST 10	STRENGTH OF		OPP. STRENGTH	TEAM	ADJ	CONF.	ADJ CONF.
Average RPI Loss: 250		RECORD	PCT. RANK	GAMES	SCHEDULE		OF SCHEDULE	RPI	RPI	RPI	RPI
DIV. I ONLY		3-16-0	.15789	300	3-7-0		308	310	310	.27531	310
DIV. I NON-CONF.		0-12-0	0	303	0-4-0		259	310	309	.27995	310
TOTALS		RPI 1-25	RPI 26-50		W-L RECORDS		RPI 51-100		RPI 101-150		RPI 150+
3-16-0		0-0-0	0-0-0		OVERALL		0-0-0		0-1-0		3-15-0
1-4-0		0-0-0	0-0-0		HOME		0-0-0		0-0-0		1-4-0
1-10-0		0-0-0	0-0-0		AWAY		0-0-0		0-1-0		1-9-0
1-2-0		0-0-0	0-0-0		NEUTRAL		0-0-0		0-0-0		1-2-0
0-12-0		0-0-0	0-0-0		NON-CONFERENCE		0-0-0		0-1-0		0-11-0
0-2-0		0-0-0	0-0-0		HOME		0-0-0		0-0-0		0-2-0
0-9-0		0-0-0	0-0-		AWAY		0-0-0		0-1-0		0-8-0
0-1-0		0-0-0	0-0-0		NEUTRAL		0-0-0		0-0-0		0-1-0
3-4-0		0-0-0	0-0-0		CONFERENCE		0-0-0		0-0-0		3-4-0
1-2-0		0-0-0	0-0-0		HOME		0-0-0		0-0-0		1-2-0
1-1-0		0-0-0	0-0-0		AWAY		0-0-0		0-0-0		1-1-0
1-1-0		0-0-0	0-0-0		NEUTRAL		0-0-0		0-0-0		1-1-0
RPI S	Opponent	Score	RPI S	Opponent	Score	RPI S	Opponent	Score	RPI S	Opponent	Score
									124 A	Navy	1 8
									188 A	Francis Marion	0 14
									201 A	Charleston So.	0 4
									204 H	Fla. Gulf Coast	1 4
									244 H	Buffalo	0 2
									254 H	Longwood	0 1
									254 N	Longwood	0 3
									255 A	St. Francis (Pa.)	0 5
									263 A	Robert Morris	0 10
									264 A	Radford	0 4
									266 N	Indiana St.	1 4
									283 H	Utah Valley	1 5
									291 A	UMBC	0 3
									297 A	VMI	4 7
									308 A	NJIT	1 5
									309 A	Youngstown St.	1 5
									312 A	South Carolina St.	2 0
									314 H	Delaware St.	1 0
									314 N	Delaware St.	3 0
LAST 10 GAMES											
						254 N	Longwood	0 3	188 A	Francis Marion	0 14
						314 N	Delaware St.	3 0	312 A	South Carolina St.	2 0
						124 A	Navy	1 8	201 A	Charleston So.	0 4
						254 H	Longwood	0 1	314 H	Delaware St.	1 0
						308 A	NJIT	1 5	264 A	Radford	0 4

Non-Div. I Games:

Howard

Average RPI Win: 313		WON-LOST	WINNING	LAST 10	STRENGTH OF		OPP. STRENGTH	TEAM	ADJ	CONF.	ADJ CONF.
Average RPI Loss: 265		RECORD	PCT. RANK	GAMES	SCHEDULE		OF SCHEDULE	RPI	RPI	RPI	RPI
DIV. I ONLY		1-11-0	.08333	309	1-8-0		310	314	311	.25724	311
DIV. I NON-CONF.		0-1-0	0	303	0-0-0		313	300	313	.24507	313
TOTALS		RPI 1-25	RPI 26-50		W-L RECORDS		RPI 51-100		RPI 101-150		RPI 150+
1-11-0	0-0-0	0-0-0		OVERALL		0-0-0		0-0-0		1-11-0	
1-3-0	0-0-0	0-0-0		HOME		0-0-0		0-0-0		1-3-0	
0-7-0	0-0-0	0-0-0		AWAY		0-0-0		0-0-0		0-7-0	
0-1-0	0-0-0	0-0-0		NEUTRAL		0-0-0		0-0-0		0-1-0	
0-1-0	0-0-0	0-0-0		NON-CONFERENCE		0-0-0		0-0-0		0-1-0	
0-0-0	0-0-0	0-0-0		HOME		0-0-0		0-0-0		0-0-0	
0-1-0	0-0-0	0-0-		AWAY		0-0-0		0-0-0		0-1-0	
0-0-0	0-0-0	0-0-0		NEUTRAL		0-0-0		0-0-0		0-0-0	
1-10-0	0-0-0	0-0-0		CONFERENCE		0-0-0		0-0-0		1-10-0	
1-3-0	0-0-0	0-0-0		HOME		0-0-0		0-0-0		1-3-0	
0-6-0	0-0-0	0-0-0		AWAY		0-0-0		0-0-0		0-6-0	
0-1-0	0-0-0	0-0-0		NEUTRAL		0-0-0		0-0-0		0-1-0	
RPI S	Opponent	Score	RPI S	Opponent	Score	RPI S	Opponent	Score	RPI S	Opponent	Score
									187	H Alabama A&M	0 9
									220	A Jackson St.	0 9
									220	H Jackson St.	0 6
									238	A Mississippi Val.	0 5
									261	A Grambling	0 6
									273	A Austin Peay	0 6
									296	H Southern U.	0 2
									299	A Prairie View	0 6
									304	A Texas Southern	0 1
									306	A Alcorn St.	0 4
									306	N Alcorn St.	0 1
									313	H Alabama St.	2 0
LAST 10 GAMES											
						306	A Alcorn St.	0 4	299	A Prairie View	0 6
						238	A Mississippi Val.	0 5	304	A Texas Southern	0 1
						187	H Alabama A&M	0 9	220	H Jackson St.	0 6
						313	H Alabama St.	2 0	261	A Grambling	0 6
						296	H Southern U.	0 2	273	A Austin Peay	0 6

Non-Div. I Games: Crichton 2 1

Ark.-Pine Bluff

Average RPI Win: 313		WON-LOST	WINNING	LAST 10	STRENGTH OF		OPP. STRENGTH	TEAM	ADJ	CONF.	ADJ CONF.
Average RPI Loss: 259		RECORD	PCT. RANK	GAMES	SCHEDULE		OF SCHEDULE	RPI	RPI	RPI	RPI
DIV. I ONLY		1-14-1	.09375	308	0-8-1		313	309	313	.23757	312
DIV. I NON-CONF.		1-9-0	.1	295	0-4-0		302	305	310	.2836	309
TOTALS		RPI 1-25	RPI 26-50		W-L RECORDS		RPI 51-100		RPI 101-150		RPI 150+
1-14-1		0-0-0	0-0-0		OVERALL		0-0-0		0-0-0		1-14-1
1-8-0		0-0-0	0-0-0		HOME		0-0-0		0-0-0		1-8-0
0-4-1		0-0-0	0-0-0		AWAY		0-0-0		0-0-0		0-4-1
0-2-0		0-0-0	0-0-0		NEUTRAL		0-0-0		0-0-0		0-2-0
1-9-0		0-0-0	0-0-0		NON-CONFERENCE		0-0-0		0-0-0		1-9-0
1-6-0		0-0-0	0-0-0		HOME		0-0-0		0-0-0		1-6-0
0-3-0		0-0-0	0-0-		AWAY		0-0-0		0-0-0		0-3-0
0-0-0		0-0-0	0-0-0		NEUTRAL		0-0-0		0-0-0		0-0-0
0-5-1		0-0-0	0-0-0		CONFERENCE		0-0-0		0-0-0		0-5-1
0-2-0		0-0-0	0-0-0		HOME		0-0-0		0-0-0		0-2-0
0-1-1		0-0-0	0-0-0		AWAY		0-0-0		0-0-0		0-1-1
0-2-0		0-0-0	0-0-0		NEUTRAL		0-0-0		0-0-0		0-2-0
RPI S	Opponent	Score	RPI S	Opponent	Score	RPI S	Opponent	Score	RPI S	Opponent	Score
									177 H	Appalachian St.	0 1
									188 H	Francis Marion	0 4
									194 H	Wofford	0 3
									201 H	Charleston So.	0 2
									240 A	Winthrop	0 4
									254 H	Longwood	1 2
									264 A	Radford	0 10
									283 N	Utah Valley	0 6
									294 H	Citadel	1 2
									297 H	VMI	0 6
									300 A	S.C. Upstate	1 5
									308 A	NJIT	1 1
									308 N	NJIT	0 4
									310 H	Howard	0 2
									313 H	Alabama St.	8 0
									314 A	Delaware St.	0 1
LAST 10 GAMES											
						308 N	NJIT	0 4	201 H	Charleston So.	0 2
						314 A	Delaware St.	0 1	254 H	Longwood	1 2
						308 A	NJIT	1 1	240 A	Winthrop	0 4
						188 H	Francis Marion	0 4	177 H	Appalachian St.	0 1
						310 H	Howard	0 2	283 N	Utah Valley	0 6

Non-Div. I Games: Lees-McRae 2 0

South Carolina St.

Average RPI Win:	0	WON-LOST	WINNING	LAST 10	STRENGTH OF	OPP. STRENGTH	TEAM	ADJ	CONF.	ADJ CONF.			
Average RPI Loss:	253	RECORD	PCT. RANK	GAMES	SCHEDULE	OF SCHEDULE	RPI	RPI	RPI	RPI			
DIV. I ONLY		0-14-0	0 313	0-9-0	309	307	312	.23448	313	31	31		
DIV. I NON-CONF.		0-6-0	0 303	0-1-0	307	299	312	.24566	312	32	32		
<hr/>													
TOTALS	RPI 1-25	RPI 26-50		W-L RECORDS		RPI 51-100		RPI 101-150		RPI 150+			
0-14-0	0-0-0	0-0-0		OVERALL		0-1-0		0-0-0		0-13-0			
0-3-0	0-0-0	0-0-0		HOME		0-0-0		0-0-0		0-3-0			
0-9-0	0-0-0	0-0-0		AWAY		0-1-0		0-0-0		0-8-0			
0-2-0	0-0-0	0-0-0		NEUTRAL		0-0-0		0-0-0		0-2-0			
0-6-0	0-0-0	0-0-0		NON-CONFERENCE		0-1-0		0-0-0		0-5-0			
0-0-0	0-0-0	0-0-0		HOME		0-0-0		0-0-0		0-0-0			
0-5-0	0-0-0	0-0-		AWAY		0-1-0		0-0-0		0-4-0			
0-1-0	0-0-0	0-0-0		NEUTRAL		0-0-0		0-0-0		0-1-0			
0-8-0	0-0-0	0-0-0		CONFERENCE		0-0-0		0-0-0		0-8-0			
0-3-0	0-0-0	0-0-0		HOME		0-0-0		0-0-0		0-3-0			
0-4-0	0-0-0	0-0-0		AWAY		0-0-0		0-0-0		0-4-0			
0-1-0	0-0-0	0-0-0		NEUTRAL		0-0-0		0-0-0		0-1-0			
<hr/>													
RPI S	Opponent	Score	RPI S	Opponent	Score	RPI S	Opponent	Score	RPI S	Opponent	Score		
						94 A	Alabama	0 9	187 A	Alabama A&M	0 14		
									204 A	Fla. Gulf Coast	0 10		
									220 H	Jackson St.	0 8		
									238 A	Mississippi Val.	1 8		
									250 N	North Fla.	0 13		
									252 A	Troy	0 10		
									261 A	Grambling	0 13		
									296 H	Southern U.	0 4		
									300 A	S.C. Upstate	0 9		
									304 H	Texas Southern	0 3		
									306 N	Alcorn St.	1 4		
									311 A	Ark.-Pine Bluff	0 2		
									312 A	South Carolina St.	0 8		
<hr/>													
LAST 10 GAMES													
296 H Southern U.						0	4	304 H Texas Southern				0	3
220 H Jackson St.						0	8	306 N Alcorn St.				1	4
261 A Grambling						0	13	238 A Mississippi Val.				1	8
311 A Ark.-Pine Bluff						0	2	252 A Troy				0	10
187 A Alabama A&M						0	14	94 A Alabama				0	9

Non-Div. I Games: **North Ala.**

1 7 **Faulkner**

1 5

Alabama St.

Average RPI Win:	312	WON-LOST RECORD	WINNING PCT. RANK	LAST 10 GAMES	STRENGTH OF SCHEDULE	OPP. STRENGTH OF SCHEDULE	TEAM RPI	ADJ RPI	CONF. RPI	ADJ CONF. RPI		
Average RPI Loss:	278											
DIV. I ONLY	1-12-1	.10714	307	1-8-0	314	312	314	.22241	314	32	32	
DIV. I NON-CONF.	0-7-1	.0625	300	0-3-0	308	311	311	.25182	311	31	31	
<hr/>												
TOTALS	RPI 1-25	RPI 26-50		W-L RECORDS		RPI 51-100		RPI 101-150		RPI 150+		
1-12-1	0-0-0	0-0-0		OVERALL		0-0-0		0-0-0		1-12-1		
1-5-1	0-0-0	0-0-0		HOME		0-0-0		0-0-0		1-5-1		
0-6-0	0-0-0	0-0-0		AWAY		0-0-0		0-0-0		0-6-0		
0-1-0	0-0-0	0-0-0		NEUTRAL		0-0-0		0-0-0		0-1-0		
<hr/>												
0-7-1	0-0-0	0-0-0		NON-CONFERENCE		0-0-0		0-0-0		0-7-1		
0-4-1	0-0-0	0-0-0		HOME		0-0-0		0-0-0		0-4-1		
0-3-0	0-0-0	0-0-		AWAY		0-0-0		0-0-0		0-3-0		
0-0-0	0-0-0	0-0-0		NEUTRAL		0-0-0		0-0-0		0-0-0		
<hr/>												
1-5-0	0-0-0	0-0-0		CONFERENCE		0-0-0		0-0-0		1-5-0		
1-1-0	0-0-0	0-0-0		HOME		0-0-0		0-0-0		1-1-0		
0-3-0	0-0-0	0-0-0		AWAY		0-0-0		0-0-0		0-3-0		
0-1-0	0-0-0	0-0-0		NEUTRAL		0-0-0		0-0-0		0-1-0		
<hr/>												
RPI	S	Opponent	Score	RPI	S	Opponent	Score	RPI	S	Opponent	Score	
								204	H	Fla. Gulf Coast	0	4
								253	H	Marshall	0	3
								254	A	Longwood	0	1
								257	H	Rider	1	2
								259	A	Quinnipiac	0	3
								283	A	Utah Valley	1	5
								285	A	Albany (N.Y.)	0	2
								297	H	VMI	0	0
								301	H	Cleveland St.	0	3
								307	A	St. Peter's	0	2
								308	H	NJIT	0	2
								310	A	Howard	0	1
								310	N	Howard	0	3
								312	H	South Carolina St.	1	0
<hr/>												
LAST 10 GAMES												
310 N Howard				0	3	310 A Howard				0	1	
312 H South Carolina St.				1	0	257 H Rider				1	2	
285 A Albany (N.Y.)				0	2	254 A Longwood				0	1	
308 H NJIT				0	2	307 A St. Peter's				0	2	
283 A Utah Valley				1	5	297 H VMI				0	0	

Non-Div. I Games: Concordia (NY) 8 1 Wilmington (DE) 1 1 Molloy 6 0 Delaware St.