

Average RPI Win: 268		WON-LOST	WINNING	LAST 10	STRENGTH OF	OPP. STRENGTH	TEAM	ADJ.	CONF.	ADJ CONF.
Average RPI Loss: 124		RECORD	PCT. RANK	GAMES	SCHEDULE	OF SCHEDULE	RPI	RPI	RPI	RPI
DIV. I ONLY	13- 16	187	5- 5	171	236	196	196	28	28	
DIV. I NON-CONF.	4- 8	241	0- 0	101	119	189	191	27	27	
TOTALS	RPI 1-25	RPI 26-50	W-L RECORDS	RPI 51-100	RPI 100+					
13- 16	0- 2	0- 1	OVERALL	0- 4	13- 9					
7- 4	0- 0	0- 0	HOME	0- 1	7- 3					
5- 10	0- 2	0- 1	AWAY	0- 3	5- 4					
1- 2	0- 0	0- 0	NEUTRAL	0- 0	1- 2					
4- 8	0- 2	0- 1	NON-CONFERENCE	0- 2	4- 3					
3- 1	0- 0	0- 0	HOME	0- 0	3- 1					
1- 6	0- 2	0- 1	AWAY	0- 2	1- 1					
0- 1	0- 0	0- 0	NEUTRAL	0- 0	0- 1					
9- 8	0- 0	0- 0	CONFERENCE	0- 2	9- 6					
4- 3	0- 0	0- 0	HOME	0- 1	4- 2					
4- 4	0- 0	0- 0	AWAY	0- 1	4- 3					
1- 1	0- 0	0- 0	NEUTRAL	0- 0	1- 1					
RPI S Opponent Score	RPI S Opponent Score	RPI S Opponent Score	RPI S Opponent Score	RPI S Opponent Score	RPI S Opponent Score					
11 A Vanderbilt 75 102	39 A Texas 68 73	64 A Texas-Arlington 54 72	127 A Stephen F. Austin 46 83	127 H Stephen F. Austin 65 76	127 N Stephen F. Austin 77 86					
18 A Baylor 62 64		64 H Texas-Arlington 60 75	164 N UMBC 43 66	189 H St. Mary's (Cal.) 96 79	193 H Southern Miss. 63 48					
		67 A Missouri 60 89	195 A UTSA 43 61	195 H UTSA 71 69	203 A Tenn.-Martin 68 69					
		99 A Belmont 67 80	205 A Texas St. 48 76	205 H Texas St. 63 74	205 N Texas St. 78 77					
			262 A Tex.-Pan American 51 49	262 H Tex.-Pan American 48 53	274 A Southeastern La. 47 46					
			277 H Central Ark. 73 71	285 H Lamar 85 81	315 A Nicholls St. 66 61					
			317 H Northwestern St. 67 61	319 A Sam Houston St. 72 60	319 H Sam Houston St. 90 73					
			334 A McNeese St. 66 54							
LAST 10 Division I GAMES:										
127 N Stephen F. Austin 77 86	285 H Lamar 85 81									
205 N Texas St. 78 77	64 A Texas-Arlington 54 72									
319 H Sam Houston St. 90 73	205 H Texas St. 63 74									
127 A Stephen F. Austin 46 83	274 A Southeastern La. 47 46									
195 A UTSA 43 61	315 A Nicholls St. 66 61									

Non-Div I Games: Tex. A&M-Commerc 79 63 Huston-Tillotson 85 44

A&M-Corpus Christi

Loss, Non-Conf, S Site, H Home A Away N Neutral

A
M
-
C
o
r
p
u
s
C
h
r
i
s
t
i

A
M
-
C
o
r
p
u
s
C
h
r
i
s
t
i

Average RPI Win: 222		WON-LOST	WINNING	LAST 10	STRENGTH OF	OPP. STRENGTH	TEAM	ADJ.	CONF.	ADJ CONF.
Average RPI Loss: 110		RECORD	PCT. RANK	GAMES	SCHEDULE	OF SCHEDULE	RPI	RPI	RPI	RPI
DIV. I ONLY	6- 22	304	2- 8	104	123	250	251	7	7	
DIV. I NON-CONF.	4- 6	212	0- 0	144	283	198	201	7	7	
<hr/>										
TOTALS	RPI 1-25	RPI 26-50	W-L RECORDS		RPI 51-100	RPI 100+				
6- 22	0- 0	0- 7	OVERALL		0- 5	6- 10				
3- 10	0- 0	0- 4	HOME		0- 3	3- 3				
1- 12	0- 0	0- 3	AWAY		0- 2	1- 7				
2- 0	0- 0	0- 0	NEUTRAL		0- 0	2- 0				
<hr/>										
4- 6	0- 0	0- 0	NON-CONFERENCE		0- 1	4- 5				
2- 2	0- 0	0- 0	HOME		0- 1	2- 1				
1- 4	0- 0	0- 0	AWAY		0- 0	1- 4				
1- 0	0- 0	0- 0	NEUTRAL		0- 0	1- 0				
<hr/>										
2- 16	0- 0	0- 7	CONFERENCE		0- 4	2- 5				
1- 8	0- 0	0- 4	HOME		0- 2	1- 2				
0- 8	0- 0	0- 3	AWAY		0- 2	0- 3				
1- 0	0- 0	0- 0	NEUTRAL		0- 0	1- 0				
<hr/>										
RPI 1-25		RPI 26-50		RPI 51-100		RPI 101+		Team's RPI: 251		
RPI S	Opponent	Score	RPI S	Opponent	Score	RPI S	Opponent	Score		
42	A Brigham Young	40 70	59	H Wisconsin	58 91	102	A San Diego	55 59		
42	H Brigham Young	46 59	61	A TCU	48 86	107	A Denver	46 59		
42	H Brigham Young	40 72	61	H TCU	61 87	154	A UNLV	58 72		
43	A New Mexico	46 60	79	A Utah	59 80	154	H UNLV	55 63		
43	H New Mexico	47 57	79	H Utah	52 60	162	A San Diego St.	51 60		
47	A Wyoming	35 64				162	H San Diego St.	60 52		
47	H Wyoming	43 64				167	H Western Mich.	54 71		
						174	N Butler	62 61		
						179	H Weber St.	78 73		
						187	A Ill. -Chicago	57 58		
						216	A Wis. -Milwaukee	53 65		
						238	H Yale	67 55		
						268	A Colorado St.	49 61		
						268	H Colorado St.	56 65		
						268	N Colorado St.	47 46		
						310	A Northern Colo.	72 59		
<hr/>										
LAST 10 Division I GAMES:										
42	H Brigham Young	40 72	43	H New Mexico	47 57					
268	N Colorado St.	47 46	162	H San Diego St.	60 52					
47	A Wyoming	35 64	61	A TCU	48 86					
154	A UNLV	58 72	42	A Brigham Young	40 70					
79	H Utah	52 60	268	A Colorado St.	49 61					

Non-Div I Games: Alas. Anchorage 60 62

Air Force

Loss,
Non-Conf, S Site,
H Home
A Away
N Neutral

Average RPI Win: 237		WON-LOST	WINNING	LAST 10	STRENGTH OF	OPP. STRENGTH	TEAM	ADJ.	CONF.	ADJ CONF.
Average RPI Loss: 139		RECORD	PCT. RANK	GAMES	SCHEDULE	OF SCHEDULE	RPI	RPI	RPI	RPI
DIV. I ONLY	10- 19	244	3- 7	235	163	248	250	11	11	
DIV. I NON-CONF.	7- 5	116	0- 0	314	250	223	221	13	13	
TOTALS	RPI 1-25	RPI 26-50	W-L RECORDS	RPI 51-100	RPI 100+					
10- 19	0- 3	0- 1	OVERALL	0- 0	10- 15					
7- 8	0- 2	0- 1	HOME	0- 0	7- 5					
2- 10	0- 1	0- 0	AWAY	0- 0	2- 9					
1- 1	0- 0	0- 0	NEUTRAL	0- 0	1- 1					
7- 5	0- 1	0- 0	NON-CONFERENCE	0- 0	7- 4					
4- 3	0- 1	0- 0	HOME	0- 0	4- 2					
2- 2	0- 0	0- 0	AWAY	0- 0	2- 2					
1- 0	0- 0	0- 0	NEUTRAL	0- 0	1- 0					
3- 14	0- 2	0- 1	CONFERENCE	0- 0	3- 11					
3- 5	0- 1	0- 1	HOME	0- 0	3- 3					
0- 8	0- 1	0- 0	AWAY	0- 0	0- 7					
0- 1	0- 0	0- 0	NEUTRAL	0- 0	0- 1					
RPI S Opponent	RPI 1-25 Score	RPI S Opponent	Score	RPI S Opponent	Score	RPI S Opponent	Score	Team's RPI: 250		
20 A Bowling Green	46 91	50 H Ball St.	49 71			110 A Ohio	68 77			
20 H Bowling Green	32 61					110 H Ohio	55 66			
22 H Pittsburgh	55 74					111 H Eastern Mich.	69 53			
						114 A Kent St.	58 88			
						114 H Kent St.	47 79			
						115 A Northern Ill.	70 81			
						115 N Northern Ill.	56 69			
						167 A Western Mich.	58 82			
						173 H Valparaiso	49 50			
						183 A Miami (Ohio)	73 79			
						183 H Miami (Ohio)	77 75			
						185 H Toledo	63 62			
						186 A St. Louis	58 85			
						212 H Dayton	57 58			
						225 A Central Mich.	69 81			
						228 N Binghamton	55 44			
						233 A Fla. Atlantic	77 88			
						235 A Buffalo	58 64			
						235 H Buffalo	59 65			
						244 H Niagara	69 42			
						256 H Duquesne	55 43			
						271 H Lehigh	62 61			
						281 H St. Francis (Pa.)	71 54			
						304 A Cleveland St.	61 59			
						305 A Youngstown St.	66 58			
LAST 10 Division I GAMES:										
115 N Northern Ill.	56 69	20 A Bowling Green	46 91							
110 A Ohio	68 77	185 H Toledo	63 62							
235 H Buffalo	59 65	225 A Central Mich.	69 81							
183 H Miami (Ohio)	77 75	111 H Eastern Mich.	69 53							
114 A Kent St.	58 88	167 A Western Mich.	58 82							

Akron

Akron

Non-Div I Games:

Akron

Loss,
Non-Conf, S Site,
H Home
A Away
N Neutral

A
l
a
b
a
m
a

Alabama				Through Games Of 2007 Final											
Average RPI Win:		215	WON-LOST	WINNING	LAST 10	STRENGTH OF	OPP. STRENGTH	TEAM	ADJ.	CONF.	ADJ CONF.				
Average RPI Loss:		49	RECORD	PCT. RANK	GAMES	SCHEDULE	OF SCHEDULE	RPI	RPI	RPI	RPI				
DIV. I ONLY		10- 20	247	0- 10	21	63	118	112	1	1					
DIV. I NON-CONF.		10- 5	75	0- 0	100	297	80	79	1	1					
<hr/>															
TOTALS		RPI 1-25	RPI 26-50		W-L RECORDS		RPI 51-100		RPI 100+						
10- 20		0- 6	1- 5		OVERALL		1- 7		8- 2						
9- 8		0- 3	1- 2		HOME		1- 2		7- 1						
0- 10		0- 3	0- 2		AWAY		0- 4		0- 1						
1- 2		0- 0	0- 1		NEUTRAL		0- 1		1- 0						
<hr/>															
10- 5		0- 0	1- 1		NON-CONFERENCE		1- 3		8- 1						
9- 1		0- 0	1- 1		HOME		1- 0		7- 0						
0- 3		0- 0	0- 0		AWAY		0- 2		0- 1						
1- 1		0- 0	0- 0		NEUTRAL		0- 1		1- 0						
<hr/>															
0- 15		0- 6	0- 4		CONFERENCE		0- 4		0- 1						
0- 7		0- 3	0- 1		HOME		0- 2		0- 1						
0- 7		0- 3	0- 2		AWAY		0- 2		0- 0						
0- 1		0- 0	0- 1		NEUTRAL		0- 0		0- 0						
<hr/>															
RPI 1-25				RPI 26-50				RPI 51-100				RPI 101+ Team's RPI: 112			
RPI	S	Opponent	Score	RPI	S	Opponent	Score	RPI	S	Opponent	Score	RPI	S	Opponent	Score
1	A	Tennessee	36 72	27	A	Mississippi	43 84	57	A	South Carolina	35 95	116	H	Florida	64 66
1	H	Tennessee	51 80	27	N	Mississippi	49 78	67	N	Missouri	70 78	128	A	Louisiana Tech	57 66
9	H	Georgia	51 92	41	H	Chattanooga	68 56	72	H	Kentucky	62 63	139	H	North Dakota St.	78 53
10	A	LSU	27 70	45	H	South Dakota St.	54 65	73	A	Tulane	68 83	200	H	Samford	62 53
10	H	LSU	45 61	46	A	Auburn	61 93	76	A	Arkansas St.	56 73	214	N	Cal St. Northridge	75 56
11	A	Vanderbilt	51 91	46	H	Auburn	58 63	82	A	Arkansas	63 71	220	H	Tennessee Tech	71 56
								82	H	Mississippi St.	70 89	274	H	Southeastern La.	60 57
								99	H	Belmont	52 51	311	H	Birmingham-So.	83 66
												321	H	Savannah St.	102 48
												334	H	McNeese St.	84 55
<hr/>															
LAST 10 Division I GAMES:															
27 N Mississippi				49 78	9 H Georgia				51 92						
10 A LSU				27 70	11 A Vanderbilt				51 91						
82 H Mississippi St.				70 89	46 A Auburn				61 93						
116 H Florida				64 66	1 H Tennessee				51 80						
27 A Mississippi				43 84	10 H LSU				45 61						

A
l
a
b
a
m
a

Non-Div I Games:

Alabama

Average RPI Win:		286	WON-LOST		WINNING	LAST 10	STRENGTH OF		OPP. STRENGTH	TEAM	ADJ.	CONF.	ADJ CONF.
Average RPI Loss:		200	RECORD		PCT. RANK	GAMES	SCHEDULE		OF SCHEDULE	RPI	RPI	RPI	RPI
DIV. I ONLY		16- 13			140	4- 6	320		330	234	237	32	32
DIV. I NON-CONF.		3- 7			262	0- 0	222		234	261	263	32	32
TOTALS		RPI 1-25			RPI 26-50	W-L RECORDS		RPI 51-100				RPI 100+	
16- 13		0- 1			0- 0	OVERALL		0- 1				16- 11	
9- 3		0- 0			0- 0	HOME		0- 0				9- 3	
6- 8		0- 1			0- 0	AWAY		0- 1				6- 6	
1- 2		0- 0			0- 0	NEUTRAL		0- 0				1- 2	
3- 7		0- 1			0- 0	NON-CONFERENCE		0- 1				3- 5	
1- 2		0- 0			0- 0	HOME		0- 0				1- 2	
1- 4		0- 1			0- 0	AWAY		0- 1				1- 2	
1- 1		0- 0			0- 0	NEUTRAL		0- 0				1- 1	
13- 6		0- 0			0- 0	CONFERENCE		0- 0				13- 6	
8- 1		0- 0			0- 0	HOME		0- 0				8- 1	
5- 4		0- 0			0- 0	AWAY		0- 0				5- 4	
0- 1		0- 0			0- 0	NEUTRAL		0- 0				0- 1	
RPI 1-25				RPI 26-50		RPI 51-100		RPI 101+		Team's RPI: 237			
RPI S	Opponent	Score		RPI S	Opponent	Score		RPI S	Opponent	Score			
12	A Ohio St.	55 98						67	A Missouri	54 76			
	</												

Non-Div I Games: Ala.-Huntsville 73 37

Alabama A&M

Alabama St.		WON-LOST		WINNING		LAST 10		STRENGTH OF		OPP. STRENGTH		TEAM		ADJ.		CONF.		ADJ CONF.	
Average RPI Win:		305		RECORD		PCT. RANK		GAMES		SCHEDULE		OF SCHEDULE		RPI		RPI		RPI	
Average RPI Loss:		190																	
DIV. I ONLY		10- 18		237		6- 4		323		300		293		294		32		32	
DIV. I NON-CONF.		1- 8		319		0- 0		258		58		315		313		32		32	
TOTALS		RPI 1-25		RPI 26-50		W-L RECORDS		RPI 51-100		RPI 100+									
10- 18		0- 1		0- 1		OVERALL		0- 1		10- 15									
6- 4		0- 0		0- 0		HOME		0- 0		6- 4									
4- 10		0- 0		0- 1		AWAY		0- 1		4- 8									
0- 4		0- 1		0- 0		NEUTRAL		0- 0		0- 3									
1- 8		0- 1		0- 1		NON-CONFERENCE		0- 1		1- 5									
1- 0		0- 0		0- 0		HOME		0- 0		1- 0									
0- 5		0- 0		0- 1		AWAY		0- 1		0- 3									
0- 3		0- 1		0- 0		NEUTRAL		0- 0		0- 2									
9- 10		0- 0		0- 0		CONFERENCE		0- 0		9- 10									
5- 4		0- 0		0- 0		HOME		0- 0		5- 4									
4- 5		0- 0		0- 0		AWAY		0- 0		4- 5									
0- 1		0- 0		0- 0		NEUTRAL		0- 0		0- 1									
RPI 1-25		Score		RPI 26-50		Score		RPI 51-100		Score		RPI 101+		Team's RPI: 294		Score			
RPI S	Opponent	Score		RPI S	Opponent	Score		RPI S	Opponent	Score		RPI S	Opponent	Score					
21 N	North Carolina St.	33	74	46 A	Auburn	47	84	72 A	Kentucky	46	75	103 A	Cincinnati	53	92				
												116 A	Florida	39	99				
												180 N	Hampton	67	74				
												192 A	Jackson St.	49	59				
												192 H	Jackson St.	46	52				
												197 A	Prairie View	50	74				
												197 H	Prairie View	61	87				
												233 N	Fla. Atlantic	54	84				
												237 A	Alabama A&M	64	68				
												237 H	Alabama A&M	76	62				
												247 A	Ark. -Pine Bluff	51	55				
												247 H	Ark. -Pine Bluff	61	54				
												247 N	Ark. -Pine Bluff	52	64				
												255 A	Alcorn St.	57	74				
												255 H	Alcorn St.	39	50				
												303 H	Winston-Salem	76	63				
												311 A	Birmingham-So.	63	69				
												312 A	Grambling	73	65				
												312 H	Grambling	82	78				
												325 A	Southern U.	45	37				
												325 H	Southern U.	57	61				
												329 A	Mississippi Val.	70	63				
												329 H	Mississippi Val.	72	60				
												330 A	Texas Southern	64	54				
												330 H	Texas Southern	55	38				
LAST 10 Division I GAMES:																			

Alabama St.

Non-Div I Games: Stillman

60 59

Tuskegee

53 46

Alabama St.

■ Loss,
 ■ Non-Conf,
 ■ S Site,
 ■ Home
 ■ Away
 ■ N Neutral

A
l
b
a
n
y
(
N
.
Y
.)

Albany (N. Y.)				Through Games Of 2007 Final						
Average RPI Win: 223		WON-LOST	WINNING	LAST 10	STRENGTH OF	OPP. STRENGTH	TEAM	ADJ.	CONF.	ADJ CONF.
Average RPI Loss: 150		RECORD	PCT. RANK	GAMES	SCHEDULE	OF SCHEDULE	RPI	RPI	RPI	RPI
DIV. I ONLY		9- 22	272	2- 8	143	206	247	249	16	16
DIV. I NON-CONF.		4- 9	256	0- 0	156	276	230	233	16	16
<hr/>										
TOTALS		RPI 1-25	RPI 26-50	W-L RECORDS	RPI 51-100	RPI 100+				
9- 22		0- 1	0- 0	OVERALL	0- 6	9- 15				
5- 8		0- 0	0- 0	HOME	0- 2	5- 6				
3- 12		0- 0	0- 0	AWAY	0- 3	3- 9				
1- 2		0- 1	0- 0	NEUTRAL	0- 1	1- 0				
4- 9		0- 1	0- 0	NON-CONFERENCE	0- 1	4- 7				
2- 3		0- 0	0- 0	HOME	0- 0	2- 3				
2- 5		0- 0	0- 0	AWAY	0- 1	2- 4				
0- 1		0- 1	0- 0	NEUTRAL	0- 0	0- 0				
5- 13		0- 0	0- 0	CONFERENCE	0- 5	5- 8				
3- 5		0- 0	0- 0	HOME	0- 2	3- 3				
1- 7		0- 0	0- 0	AWAY	0- 2	1- 5				
1- 1		0- 0	0- 0	NEUTRAL	0- 1	1- 0				
RPI 1-25				RPI 26-50		RPI 51-100		RPI 101+ Team's RPI: 249		
RPI S	Opponent	Score		RPI S	Opponent	Score		RPI S	Opponent	Score
20 N	Bowling Green	40 76						119 H	Sacred Heart	60 55
								132 A	VCU	55 67
								138 H	La Salle	63 77
								151 A	Vermont	61 65
								151 H	Vermont	62 59
								153 H	Army	51 63
								159 A	Boston U.	64 72
								159 H	Boston U.	53 64
								164 A	UMBC	41 66
								164 H	UMBC	70 51
								171 A	Maine	63 71
								171 H	Maine	52 57
								175 H	St. Bonaventure	45 62
								223 H	Holy Cross	63 50
								228 A	Binghamton	63 59
								228 H	Binghamton	60 70
								231 A	Siena	72 52
								235 A	Buffalo	35 61
								272 A	UCF	51 59
								284 A	New Hampshire	44 58
								284 H	New Hampshire	75 68
								284 N	New Hampshire	64 61
								285 A	Lamar	43 56
								319 A	Sam Houston St.	58 48
LAST 10 Division I GAMES:										
				54 N	Hartford	50 60	54 A	Hartford	54 60	
				284 N	New Hampshire	64 61	159 H	Boston U.	53 64	
				151 A	Vermont	61 65	164 A	UMBC	41 66	
				86 H	Stony Brook	61 67	171 A	Maine	63 71	
				284 H	New Hampshire	75 68	228 H	Binghamton	60 70	

A
l
b
a
n
y
(
N
.
Y
.)

Non-Div I Games:

Albany (N. Y.)

Loss, Non-Conf, S Site, H Home A Away N Neutral

Through Games of 2007 Final																			
Average RPI Win: 286		WON-LOST RECORD		WINNING PCT. RANK		LAST 10 GAMES		STRENGTH OF SCHEDULE		OPP. STRENGTH OF SCHEDULE		TEAM RPI		ADJ. RPI		CONF. RPI		ADJ CONF. RPI	
Average RPI Loss: 198																			
DIV. I ONLY		15- 13		146		5- 5		326		327		252		255		32		32	
DIV. I NON-CONF.		4- 6		212		0- 0		249		241		240		239		32		32	
TOTALS		RPI 1-25		RPI 26-50		W-L RECORDS		RPI 51-100		RPI 100+									
15- 13		0- 0		0- 0		OVERALL		0- 3		15- 10									
10- 2		0- 0		0- 0		HOME		0- 0		10- 2									
3- 10		0- 0		0- 0		AWAY		0- 3		3- 7									
2- 1		0- 0		0- 0		NEUTRAL		0- 0		2- 1									
4- 6		0- 0		0- 0		NON-CONFERENCE		0- 3		4- 3									
2- 1		0- 0		0- 0		HOME		0- 0		2- 1									
0- 4		0- 0		0- 0		AWAY		0- 3		0- 1									
2- 1		0- 0		0- 0		NEUTRAL		0- 0		2- 1									
11- 7		0- 0		0- 0		CONFERENCE		0- 0		11- 7									
8- 1		0- 0		0- 0		HOME		0- 0		8- 1									
3- 6		0- 0		0- 0		AWAY		0- 0		3- 6									
0- 0		0- 0		0- 0		NEUTRAL		0- 0		0- 0									
RPI 1-25		Score		RPI 26-50		Score		RPI 51-100		Score		RPI 101+		Team's RPI: 255		Score			
RPI S Opponent				RPI S Opponent				RPI S Opponent				RPI S Opponent							
								52 A Georgia Tech		54 76		114 N Kent St.		53 89					
								71 A Kansas St.		41 81		127 H Stephen F. Austin		59 73					
								91 A Rice		51 72		192 A Jackson St.		56 62					
												192 H Jackson St.		65 53					
												197 A Prai rie View		47 67					
												197 H Prai rie View		66 58					
												237 A Al abama A&M		53 69					
												237 H Al abama A&M		58 57					
												247 A Ark. -Pine Bl uff		60 63					
												247 H Ark. -Pine Bl uff		66 51					
												285 A Lamar		59 74					
												285 H Lamar		64 58					
												294 A Al abama St.		50 39					
												294 H Al abama St.		74 57					
												301 H Jacksonville St.		74 63					
												307 N Idaho		81 62					
												312 A Grambl ing		48 45					
												312 H Grambl ing		59 68					
												318 N Tennessee St.		58 48					
												325 A Southern U.		59 68					
												325 H Southern U.		75 73					
												329 A Mi ssi ssi ppi Val .		51 44					
												329 H Mi ssi ssi ppi Val .		74 69					
												330 A Texas Southern		59 66					
												330 H Texas Southern		75 70					

A
l
c
o
r
n
s
t
.A
l
c
o
r
n
s
t
.

Non-Div l Games:

Al corn St.

Loss, Non-Conf, S Site, H Home A Away N Neutral

Average RPI Win: 257		WON-LOST	WINNING	LAST 10	STRENGTH OF	OPP. STRENGTH	TEAM	ADJ.	CONF.	ADJ CONF.
Average RPI Loss: 186		RECORD	PCT. RANK	GAMES	SCHEDULE	OF SCHEDULE	RPI	RPI	RPI	RPI
DIV. I ONLY		13- 19	217	4- 6	293	268	269	273	24	25
DIV. I NON-CONF.		5- 10	241	0- 0	257	199	267	268	26	26
TOTALS		RPI 1-25	RPI 26-50	W-L RECORDS		RPI 51-100	RPI 100+			
13- 19		0- 0	0- 2	OVERALL		0- 1	13- 16			
7- 7		0- 0	0- 0	HOME		0- 0	7- 7			
5- 11		0- 0	0- 1	AWAY		0- 1	5- 9			
1- 1		0- 0	0- 1	NEUTRAL		0- 0	1- 0			
5- 10		0- 0	0- 2	NON-CONFERENCE		0- 1	5- 7			
2- 5		0- 0	0- 0	HOME		0- 0	2- 5			
3- 4		0- 0	0- 1	AWAY		0- 1	3- 2			
0- 1		0- 0	0- 1	NEUTRAL		0- 0	0- 0			
8- 9		0- 0	0- 0	CONFERENCE		0- 0	8- 9			
5- 2		0- 0	0- 0	HOME		0- 0	5- 2			
2- 7		0- 0	0- 0	AWAY		0- 0	2- 7			
1- 0		0- 0	0- 0	NEUTRAL		0- 0	1- 0			
RPI 1-25		RPI 26-50		RPI 51-100		RPI 101+		Team's RPI: 273		
RPI S	Opponent	Score	RPI S	Opponent	Score	RPI S	Opponent	Score		
34	A Delaware	54 71	37 N	West Vi rgi ni a	55 57	96	A Loyol a Marymount	62 67	121	A Li berty
									42	73
									130	A Bucknel I
									62	70
									130	H Bucknel I
									57	70
									146	H Towson
									57	69
									150	H Georgetown
									56	65
									153	A Army
									47	60
									153	H Army
									58	54
									164	H UMBC
									61	60
									206	H Drexel
									58	61
									209	A Monmouth
									64	76
									223	A Hol y Cross
									54	61
									223	A Hol y Cross
									48	56
									223	H Hol y Cross
									59	55
									227	H George Mason
									53	60
									240	A Penn
									61	51
									245	H Furman
									78	57
									263	A Navy
									58	65
									263	A Navy
									68	55
									263	H Navy
									62	48
									271	A Lehi gh
									55	52
									271	H Lehi gh
									60	67
									275	A Fordham
									78	53
									289	H Longwood
									59	66
									298	A Col gate
									53	66
									298	H Col gate
									69	58
									298	N Col gate
									68	45
									322	A Lafayette
									50	62
									322	H Lafayette
									60	46
									331	A Wagner
									73	56
LAST 10 Division I GAMES:										
223	A Hol y Cross	48 56	223	A Hol y Cross	54 61	223	A Hol y Cross	54 61	223	A Hol y Cross
298	N Col gate	68 45	153	H Army	58 54	153	H Army	58 54	153	H Army
263	A Navy	68 55	298	A Col gate	53 66	298	A Col gate	53 66	298	A Col gate
322	H Lafayette	60 46	130	H Bucknel I	57 70	130	H Bucknel I	57 70	130	H Bucknel I
263	A Navy	58 65	271	H Lehi gh	60 67	271	H Lehi gh	60 67	271	H Lehi gh

American

Non-Div I Games:

American

Loss,
Non-Conf, S Site,
H Home
A Away
N Neutral

Average RPI Win: 246				WON-LOST RECORD		WINNING PCT. RANK		LAST 10 GAMES		STRENGTH OF SCHEDULE		OPP. STRENGTH OF SCHEDULE		TEAM RPI		ADJ. RPI		CONF. RPI		ADJ CONF. RPI	
Average RPI Loss: 113																					
DIV. I ONLY				13- 18		207		3- 7		183		170		207		202		14		14	
DIV. I NON-CONF.				6- 5		127		0- 0		235		236		186		182		14		14	
TOTALS				RPI 1-25		RPI 26-50		W-L RECORDS		RPI 51-100		RPI 100+									
13- 18				0- 0		0- 3		OVERALL		0- 7		13- 8									
6- 8				0- 0		0- 1		HOME		0- 4		6- 3									
6- 8				0- 0		0- 1		AWAY		0- 3		6- 4									
1- 2				0- 0		0- 1		NEUTRAL		0- 0		1- 1									
6- 5				0- 0		0- 0		NON-CONFERENCE		0- 1		6- 4									
3- 2				0- 0		0- 0		HOME		0- 1		3- 1									
3- 2				0- 0		0- 0		AWAY		0- 0		3- 2									
0- 1				0- 0		0- 0		NEUTRAL		0- 0		0- 1									
7- 13				0- 0		0- 3		CONFERENCE		0- 6		7- 4									
3- 6				0- 0		0- 1		HOME		0- 3		3- 2									
3- 6				0- 0		0- 1		AWAY		0- 3		3- 2									
1- 1				0- 0		0- 1		NEUTRAL		0- 0		1- 0									
RPI 1-25				RPI 26-50		RPI 51-100		RPI 101+		Team's RPI: 202											
RPI	S	Opponent	Score	RPI	S	Opponent	Score	RPI	S	Opponent	Score	RPI	S	Opponent	Score						
				41	A	Chattanooga	58 76	52	H	Georgia Tech	53 79	123	N	Richmond	62 63						
				41	H	Chattanooga	74 84	69	A	Davidson	62 75	125	A	East Tenn. St.	87 104						
				41	N	Chattanooga	60 84	69	H	Davidson	64 68	132	H	VCU	79 68						
								74	A	Western Caro.	60 71	140	A	Radford	56 68						
								74	H	Western Caro.	68 77	150	H	Georgetown	74 81						
								87	A	UNC Greensboro	62 81	194	A	Wofford	52 63						
								87	H	UNC Greensboro	61 68	194	H	Wofford	65 69						
												198	A	Ga. Southern	85 68						
												198	H	Ga. Southern	61 68						
												237	A	Alabama A&M	86 64						
												242	A	Elon	63 61						
												242	H	Elon	63 52						
												242	N	Elon	64 50						
												245	A	Furman	72 62						
												245	H	Furman	69 60						
												265	A	New Orleans	85 70						
												272	H	UCF	64 44						
												279	A	Col. of Charleston	65 73						
												279	H	Col. of Charleston	69 47						
												293	H	Winthrop	84 61						
												303	A	Winston-Salem	66 52						
				LAST 10 Division I GAMES:																	
				41	N	Chattanooga	60 84	194	A	Wofford	52 63										
				242	N	Elon	64 50	87	A	UNC Greensboro	62 81										
				242	A	Elon	63 61	74	H	Western Caro.	68 77										
				69	H	Davidson	64 68	41	A	Chattanooga	58 76										
				198	H	Ga. Southern	61 68	245	H	Furman	69 60										

Average RPI Win: 181		WON-LOST	WINNING	LAST 10	STRENGTH OF	OPP. STRENGTH	TEAM	ADJ.	CONF.	ADJ CONF.
Average RPI Loss: 57		RECORD	PCT. RANK	GAMES	SCHEDULE	OF SCHEDULE	RPI	RPI	RPI	RPI
DIV. I ONLY	11- 21	246	4- 6	41	56	131	126	6	6	
DIV. I NON-CONF.	6- 6	146	0- 0	13	50	59	59	6	6	
<hr/>										
TOTALS	RPI 1-25	RPI 26-50	W-L RECORDS		RPI 51-100	RPI 100+				
11- 21	1- 8	0- 3	OVERALL		2- 7	8- 3				
6- 9	1- 2	0- 2	HOME		0- 3	5- 2				
3- 10	0- 4	0- 1	AWAY		1- 4	2- 1				
2- 2	0- 2	0- 0	NEUTRAL		1- 0	1- 0				
<hr/>										
6- 6	1- 3	0- 1	NON-CONFERENCE		2- 1	3- 1				
4- 2	1- 0	0- 1	HOME		0- 0	3- 1				
1- 3	0- 2	0- 0	AWAY		1- 1	0- 0				
1- 1	0- 1	0- 0	NEUTRAL		1- 0	0- 0				
<hr/>										
5- 15	0- 5	0- 2	CONFERENCE		0- 6	5- 2				
2- 7	0- 2	0- 1	HOME		0- 3	2- 1				
2- 7	0- 2	0- 1	AWAY		0- 3	2- 1				
1- 1	0- 1	0- 0	NEUTRAL		0- 0	1- 0				
<hr/>										
RPI 1-25		RPI 26-50		RPI 51-100		RPI 101+		Team's RPI: 126		
RPI S	Opponent	Score	RPI S	Opponent	Score	RPI S	Opponent	Score		
7 A	Maryl and	61 75	35 A	Cal i forni a	48 65	51 A	Washi ngton	64 79	106 A	UCLA 66 63
14 A	Ari zona St.	62 89	35 H	Cal i forni a	64 84	51 H	Washi ngton	66 83	106 H	UCLA 73 76
14 H	Ari zona St.	54 59	43 H	New Mexi co	63 76	61 N	TCU	59 56	122 H	Fresno St. 60 69
15 N	George Washi ngton	65 69				75 A	Southern	42 66	128 H	Loui si ana Tech 74 59
16 A	Stanford	58 86					Cal i forni a		222 A	Oregon St. 62 69
16 H	Stanford	76 86				75 H	Southern	68 77	222 H	Oregon St. 65 61
16 N	Stanford	55 65					Cal i forni a		222 N	Oregon St. 69 54
21 H	North Carolina St.	68 66				79 A	Utah	60 66	267 H	Long Beach St. 77 39
24 A	Texas A&M	44 64				93 A	Oregon	73 86	280 A	Washi ngton St. 55 51
						93 H	Oregon	55 59	280 H	Washi ngton St. 59 57
						94 A	UTEP	72 68	315 H	Ni chol l s St. 83 41
<hr/>										
LAST 10 Div					si on I GAMES:					
16 N Stanford 55 65					93 H Oregon 55 59					
222 N Oregon St. 69 54					222 H Oregon St. 65 61					
14 H Arizona St. 54 59					51 A Washington 64 79					
75 A Southern Cal i forni a 42 66					280 A Washi ngton St. 55 51					
106 A UCLA 66 63					35 H Cal i forni a 64 84					

Average RPI Win:		116	WON-LOST		WINNING	LAST 10	STRENGTH OF		OPP. STRENGTH	TEAM	ADJ.	CONF.	ADJ CONF.
Average RPI Loss:		11	RECORD		PCT. RANK	GAMES	SCHEDULE		OF SCHEDULE	RPI	RPI	RPI	RPI
DIV. I ONLY		31- 5			11	8- 2	35		39	14	14	6	6
DIV. I NON-CONF.		13- 2			13	3- 1	19		19	10	10	6	6
TOTALS		RPI 1-25			RPI 26-50	W-L RECORDS		RPI 51-100			RPI 100+		
31- 5		1- 5			7- 0	OVERALL		9- 0			14- 0		
14- 2		0- 2			3- 0	HOME		3- 0			8- 0		
10- 1		0- 1			1- 0	AWAY		4- 0			5- 0		
7- 2		1- 2			3- 0	NEUTRAL		2- 0			1- 0		
13- 2		1- 2			4- 0	NON-CONFERENCE		3- 0			5- 0		
6- 1		0- 1			2- 0	HOME		0- 0			4- 0		
2- 0		0- 0			0- 0	AWAY		1- 0			1- 0		
5- 1		1- 1			2- 0	NEUTRAL		2- 0			0- 0		
18- 3		0- 3			3- 0	CONFERENCE		6- 0			9- 0		
8- 1		0- 1			1- 0	HOME		3- 0			4- 0		
8- 1		0- 1			1- 0	AWAY		3- 0			4- 0		
2- 1		0- 1			1- 0	NEUTRAL		0- 0			1- 0		
RPI 1-25		Team's RPI: 14	RPI 26-50		RPI 51-100		RPI 101+						
RPI S	Opponent	Score	RPI S	Opponent	Score	RPI S	Opponent	Score	RPI S	Opponent	Score		
1	H Tennessee	74 83	31	N Western Ky.	67 63	51	A Washi ngton	75 64	105	H Northern Ari z.	85 72		
5	N Rutgers	45 64	33	N Loui sville	67 58	51	H Washi ngton	88 83	106	A UCLA	80 69		
16	A Stanford	71 77	35	A Cal i forni a	74 58	53	A Gonzaga	81 66	106	H UCLA	92 52		
16	H Stanford	65 73	35	H Cal i forni a	66 54	58	N Texas Tech	61 45	106	N UCLA	74 64		
16	N Stanford	55 62	35	N Cal i forni a	60 53	75	A Southern	68 57	126	A Ari zona	59 54		
20	N Bowl ing Green	67 49	40	H Nebraska	87 60		Cal i forni a		126	H Ari zona	89 62		
			43	H New Mexi co	67 49	75	H Southern	62 54	159	H Boston U.	75 53		
							Cal i forni a		222	A Oregon St.	59 43		
						93	A Oregon	80 70	222	H Oregon St.	78 63		
						93	H Oregon	61 48	233	H Fla. Atlantic	96 60		
						97	N UC Ri versi de	57 50	280	A Washi ngton St.	66 41		
									280	H Washi ngton St.	89 44		
									288	A UC I rvi ne	75 46		
									315	H Ni chol l s St.	91 46		
LAST 10 Div sion I GAMES:													
5	N Rutgers	45 64	35	N Cal i forni a	60 53								
20	N Bowl ing Green	67 49	106	N UCLA	74 64								
33	N Loui sville	67 58	126	A Ari zona	59 54								
97	N UC Ri versi de	57 50	106	A UCLA	80 69								
16	N Stanford	55 62	75	A Southern Cal i forni a	68 57								

Non-Di v I Games:

Ari zona St.

A
r
i
z
o
n
a
s
t
.

A
r
i
z
o
n
a
s
t
.

Ark. Little Rock											
Average RPI Win: 180		WON-LOST	WINNING	LAST 10	STRENGTH OF	OPP. STRENGTH	TEAM	ADJ.	CONF.	ADJ CONF.	
Average RPI Loss: 108		RECORD	PCT. RANK	GAMES	SCHEDULE	OF SCHEDULE	RPI	RPI	RPI	RPI	
DIV. I ONLY		19- 10	71	8- 2	120	133	88	89	8	8	
DIV. I NON-CONF.		6- 3	75	0- 0	107	218	78	83	9	9	
<hr/>											
TOTALS		RPI 1-25	RPI 26-50	W-L RECORDS		RPI 51-100	RPI 100+				
19- 10		0- 1	0- 1	OVERALL		2- 3	17- 5				
13- 2		0- 1	0- 1	HOME		2- 0	11- 0				
6- 7		0- 0	0- 0	AWAY		0- 3	6- 4				
0- 1		0- 0	0- 0	NEUTRAL		0- 0	0- 1				
6- 3		0- 0	0- 0	NON-CONFERENCE		1- 1	5- 2				
5- 0		0- 0	0- 0	HOME		1- 0	4- 0				
1- 3		0- 0	0- 0	AWAY		0- 1	1- 2				
0- 0		0- 0	0- 0	NEUTRAL		0- 0	0- 0				
13- 7		0- 1	0- 1	CONFERENCE		1- 2	12- 3				
8- 2		0- 1	0- 1	HOME		1- 0	7- 0				
5- 4		0- 0	0- 0	AWAY		0- 2	5- 2				
0- 1		0- 0	0- 0	NEUTRAL		0- 0	0- 1				
<hr/>											
RPI 1-25		RPI 26-50		RPI 51-100		Team's RPI : 89		RPI 101+			
RPI S	Opponent	Score	RPI S	Opponent	Score	RPI S	Opponent	Score	RPI S	Opponent	Score
13	H Middl e Tenn.	62 75	31	H Western Ky.	45 47	62	A La. -Lafayette	61 65	107	A Denver	47 61
						64	A Texas-Arlington	58 59	107	H Denver	68 56
						76	A Arkansas St.	43 62	107	N Denver	60 62
						76	H Arkansas St.	64 48	127	H Stephen F. Austin	68 66
						91	H Ri ce	54 46	129	H Flori da Int'l	65 58
									149	H Idaho St.	82 53
									172	A South Ala.	37 44
									177	A North Texas	69 63
									177	H North Texas	87 49
									182	A La. -Monroe	66 58
									182	H La. -Monroe	52 49
									191	H Creighton	66 55
									192	A Jackson St.	53 57
									193	A Southern Mi ss.	70 49
									195	H UTSA	65 48
									210	A Troy	48 38
									210	H Troy	58 51
									233	A Fla. Atl anti c	60 57
									260	A Mi ssouri St.	48 54
									265	A New Orle ans	48 37
									265	H New Orle ans	69 45
									265	H New Orle ans	67 30
<hr/>											
LAST 10 Di v i s i o n I GAMES:											
107 N Denver		60 62	210 H Troy		58 51						
265 H New Orleans		67 30	107 A Denver		47 61						
76 H Arkansas St.		64 48	182 H La. -Monroe		52 49						
265 A New Orleans		48 37	129 H Flori da Int'l		65 58						
177 A North Texas		69 63	233 A Fla. Atl anti c		60 57						

Average RPI Win: 301		WON-LOST RECORD		WINNING PCT. RANK		LAST 10 GAMES		STRENGTH OF SCHEDULE		OPP. STRENGTH OF SCHEDULE		TEAM RPI		ADJ. RPI		CONF. RPI		ADJ CONF. RPI	
DIV. I ONLY		11- 20		239		7- 3		202		301		251		247		32		32	
DIV. I NON-CONF.		0- 11		331		0- 0		22		26		234		232		32		32	
TOTALS		RPI 1-25		RPI 26-50		W-L RECORDS		RPI 51-100		RPI 100+									
11- 20		0- 2		0- 1		OVERALL		0- 4		11- 13									
7- 3		0- 0		0- 0		HOME		0- 0		7- 3									
3- 16		0- 2		0- 1		AWAY		0- 4		3- 9									
1- 1		0- 0		0- 0		NEUTRAL		0- 0		1- 1									
0- 11		0- 2		0- 1		NON-CONFERENCE		0- 4		0- 4									
0- 1		0- 0		0- 0		HOME		0- 0		0- 1									
0- 10		0- 2		0- 1		AWAY		0- 4		0- 3									
0- 0		0- 0		0- 0		NEUTRAL		0- 0		0- 0									
11- 9		0- 0		0- 0		CONFERENCE		0- 0		11- 9									
7- 2		0- 0		0- 0		HOME		0- 0		7- 2									
3- 6		0- 0		0- 0		AWAY		0- 0		3- 6									
1- 1		0- 0		0- 0		NEUTRAL		0- 0		1- 1									
RPI 1-25		RPI 26-50		RPI 51-100		RPI 101+		Team's RPI: 247											
RPI	S	Opponent	Score	RPI	S	Opponent	Score	RPI	S	Opponent	Score	RPI	S	Opponent	Score				
8	A	Oklahoma	42 87	27	A	Mississippi	46 79	67	A	Missouri	52 94	103	A	Cincinnati	65 89				
18	A	Baylor	48 100					72	A	Kentucky	46 83	113	H	Indiana St.	73 116				
								76	A	Arkansas St.	55 87	161	A	Michigan	50 80				
								94	A	UTEP	67 96	169	A	Oral Roberts	54 74				
												192	A	Jackson St.	53 67				
												192	H	Jackson St.	70 60				
												192	N	Jackson St.	53 68				
												197	A	Prairie View	55 60				
												197	H	Prairie View	74 80				
												237	A	Alabama A&M	66 79				
												237	H	Alabama A&M	56 58				
												255	A	Alcorn St.	51 66				
												255	H	Alcorn St.	63 60				
												294	A	Alabama St.	54 61				
												294	H	Alabama St.	55 51				
												294	N	Alabama St.	64 52				
												312	A	Grambling	71 78				
												312	H	Grambling	67 54				
												325	A	Southern U.	56 51				
												325	H	Southern U.	51 47				
												329	A	Mississippi Val.	81 74				
												329	H	Mississippi Val.	67 60				
												330	A	Texas Southern	60 56				
												330	H	Texas Southern	66 58				
LAST 10 Division I GAMES:				192 N Jackson St.				53 68	197 A Prairie View				55 60						
				294 N Alabama St.				64 52	330 A Texas Southern				60 56						
				329 A Mississippi Val.				81 74	255 H Alcorn St.				63 60						
				192 H Jackson St.				70 60	325 H Southern U.				51 47						
				312 H Grambling				67 54	237 A Alabama A&M				66 79						

Non-Div I Games:

Ark. -Pine Bluff

Loss,
Non-Conf, S Site,
H Home
A Away
N Neutral

Average RPI Win: 177				WON-LOST RECORD		WINNING PCT. RANK		LAST 10 GAMES		STRENGTH OF SCHEDULE		OPP. STRENGTH OF SCHEDULE		TEAM RPI		ADJ. RPI		CONF. RPI		ADJ CONF. RPI	
DIV. I ONLY				18- 13		112		0- 10		82		44		79		82		1		1	
DIV. I NON-CONF.				15- 1		4		0- 0		227		178		50		51		1		1	
TOTALS				RPI 1-25		RPI 26-50		W-L RECORDS		RPI 51-100		RPI 100+									
18- 13				0- 7		1- 1		OVERALL		0- 5		17- 0									
7- 6				0- 3		0- 1		HOME		0- 2		7- 0									
9- 5				0- 3		1- 0		AWAY		0- 2		8- 0									
2- 2				0- 1		0- 0		NEUTRAL		0- 1		2- 0									
15- 1				0- 1		0- 0		NON-CONFERENCE		0- 0		15- 0									
6- 0				0- 0		0- 0		HOME		0- 0		6- 0									
7- 0				0- 0		0- 0		AWAY		0- 0		7- 0									
2- 1				0- 1		0- 0		NEUTRAL		0- 0		2- 0									
3- 12				0- 6		1- 1		CONFERENCE		0- 5		2- 0									
1- 6				0- 3		0- 1		HOME		0- 2		1- 0									
2- 5				0- 3		1- 0		AWAY		0- 2		1- 0									
0- 1				0- 0		0- 0		NEUTRAL		0- 1		0- 0									
RPI 1-25				RPI 26-50		RPI 51-100		Team's RPI: 82		RPI 101+											
RPI	S	Opponent	Score		RPI	S	Opponent	Score		RPI	S	Opponent	Score		RPI	S	Opponent	Score			
1	H	Tennessee	68	75	27	H	Mississippi	87	90	57	H	South Carolina	69	74	103	H	Cincinnati	94	82		
4	N	North Carolina	69	94	46	A	Auburn	65	62	72	A	Kentucky	60	87	107	N	Denver	84	58		
9	A	Georgia	51	69						72	N	Kentucky	57	72	108	H	SMU	70	58		
10	A	LSU	53	70						82	A	Mississippi St.	75	80	112	H	Alabama	71	63		
10	H	LSU	65	86						82	H	Mississippi St.	73	81	116	A	Florida	67	57		
11	A	Vanderbilt	61	98											127	N	Stephen F. Austin	75	54		
11	H	Vanderbilt	34	61											135	A	Clemson	75	69		
															137	A	Hawaii	70	56		
															155	A	Tulsa	78	67		
															182	H	La.-Monroe	62	54		
															186	A	St. Louis	66	59		
															241	A	Austin Peay	58	46		
															252	H	Portland St.	97	62		
															254	H	Wichita St.	80	70		
															291	A	Memphis	70	54		
															306	A	Lipscomb	77	39		
															330	H	Texas Southern	90	40		
						LAST 10 Division I GAMES:															
					72	N	Kentucky	57	72	57	H	South Carolina	69	74							
					9	A	Georgia	51	69	27	H	Mississippi	87	90							
					1	H	Tennessee	68	75	82	A	Mississippi St.	75	80							
					72	A	Kentucky	60	87	11	H	Vanderbilt	34	61							
					10	H	LSU	65	86	10	A	LSU	53	70							

Non-Div I Games:

Arkansas

Loss,
Non-Conf, S Site,
H Home
A Away
N Neutral

Average RPI Win:		153	WON-LOST	WINNING	LAST 10	STRENGTH OF	OPP. STRENGTH	TEAM	ADJ.	CONF.	ADJ CONF.
Average RPI Loss:		83	RECORD	PCT. RANK	GAMES	SCHEDULE	OF SCHEDULE	RPI	RPI	RPI	RPI
DIV. I ONLY	21- 13	88	5- 5	68	88	74	76	8	8		
DIV. I NON-CONF.	8- 5	105	1- 1	89	55	71	71	9	9		
TOTALS	RPI 1-25		RPI 26-50		W-L RECORDS		RPI 51-100		RPI 100+		
21- 13	0- 2		2- 2		OVERALL		4- 5		15- 4		
14- 2	0- 1		1- 1		HOME		3- 0		10- 0		
5- 11	0- 1		0- 1		AWAY		1- 5		4- 4		
2- 0	0- 0		1- 0		NEUTRAL		0- 0		1- 0		
8- 5	0- 1		1- 1		NON-CONFERENCE		1- 3		6- 0		
5- 1	0- 1		1- 0		HOME		1- 0		3- 0		
2- 4	0- 0		0- 1		AWAY		0- 3		2- 0		
1- 0	0- 0		0- 0		NEUTRAL		0- 0		1- 0		
13- 8	0- 1		1- 1		CONFERENCE		3- 2		9- 4		
9- 1	0- 0		0- 1		HOME		2- 0		7- 0		
3- 7	0- 1		0- 0		AWAY		1- 2		2- 4		
1- 0	0- 0		1- 0		NEUTRAL		0- 0		0- 0		
RPI S Opponent	RPI 1-25	Score	RPI S Opponent	RPI 26-50	Score	RPI S Opponent	RPI 51-100	Team's RPI: 76	RPI S Opponent	RPI 101+	Score
6 H Purdue		61 67	31 H Western Ky.		59 64	59 A Wisconsin		45 77	107 A Denver		70 87
13 A Middle Tenn.		54 82	31 N Western Ky.		76 67	62 A La. -Lafayette		65 58	107 H Denver		53 48
			35 A California		62 81	62 A La. -Lafayette		59 62	112 H Alabama		73 56
			45 H South Dakota St.		67 52	62 H La. -Lafayette		77 61	124 H Murray St.		59 52
						63 H Oklahoma St.		80 73	129 A Florida Int'l		64 67
						67 A Missouri		53 74	139 A North Dakota St.		64 61
						89 A Ark. -Little Rock		48 64	172 A South Ala.		78 73
						89 H Ark. -Little Rock		62 43	172 H South Ala.		69 57
						100 A Charlotte		65 76	177 A North Texas		66 82
									177 H North Texas		57 51
									182 A La. -Monroe		80 64
									182 H La. -Monroe		72 54
									182 H La. -Monroe		69 56
									210 A Troy		55 76
									233 H Fla. Atlantic		80 61
									247 H Ark. -Pine Bluff		87 55
									260 A Missouri St.		67 54
									265 H New Orleans		68 56
									314 N San Jose St.		90 71
LAST 10 Division I GAMES:											
59 A Wisconsin		45 77	89 A Ark. -Little Rock		48 64						
124 H Murray St.		59 52	177 A North Texas		66 82						
62 A La. -Lafayette		59 62	182 H La. -Monroe		72 54						
31 N Western Ky.		76 67	107 A Denver		70 87						
182 H La. -Monroe		69 56	172 A South Ala.		78 73						

Non-Div I Games:

Arkansas St.

Average RPI Win: 262		WON-LOST RECORD	WINNING PCT. RANK	LAST 10 GAMES	STRENGTH OF SCHEDULE	OPP. STRENGTH OF SCHEDULE	TEAM RPI	ADJ. RPI	CONF. RPI	ADJ CONF. RPI
DIV. I ONLY		22- 6	24	7- 3	333	240	151	153	24	25
DIV. I NON-CONF.		11- 2	23	0- 0	334	172	143	143	26	26
TOTALS		RPI 1-25	RPI 26-50	W-L RECORDS	RPI 51-100	RPI 100+				
22- 6		0- 1	0- 0	OVERALL	0- 1	22- 4				
11- 2		0- 1	0- 0	HOME	0- 0	11- 1				
11- 3		0- 0	0- 0	AWAY	0- 1	11- 2				
0- 1		0- 0	0- 0	NEUTRAL	0- 0	0- 1				
11- 2		0- 1	0- 0	NON-CONFERENCE	0- 1	11- 0				
5- 1		0- 1	0- 0	HOME	0- 0	5- 0				
6- 1		0- 0	0- 0	AWAY	0- 1	6- 0				
0- 0		0- 0	0- 0	NEUTRAL	0- 0	0- 0				
11- 4		0- 0	0- 0	CONFERENCE	0- 0	11- 4				
6- 1		0- 0	0- 0	HOME	0- 0	6- 1				
5- 2		0- 0	0- 0	AWAY	0- 0	5- 2				
0- 1		0- 0	0- 0	NEUTRAL	0- 0	0- 1				
RPI 1-25		RPI 26-50	RPI 51-100	RPI 101+	Team's RPI : 153					
RPI S	Opponent	Score	RPI S	Opponent	Score	RPI S	Opponent	Score		
12 H	Ohio St.	41 77				66 A	Seton Hall	54 65	130 A	Bucknell I 55 59
									130 H	Bucknell I 61 57
									148 A	St. John's (N. Y.) 57 45
									210 H	Troy 72 48
									223 A	Holy Cross 62 49
									223 H	Holy Cross 77 43
									239 A	St. Francis (N. Y.) 57 43
									249 A	Albany (N. Y.) 63 51
									263 A	Navy 58 43
									263 H	Navy 44 49
									267 A	Long Beach St. 69 59
									271 A	Lehigh 77 71
									271 H	Lehigh 56 53
									271 N	Lehigh 53 57
									273 A	American 54 58
									273 H	American 60 47
									278 H	Central Conn. St. 77 64
									284 H	New Hampshire 54 51
									288 A	UC Irvine 83 69
									290 H	Columbia 68 43
									298 A	Colgate 69 58
									298 H	Colgate 65 48
									299 A	Brown 75 59
									316 H	Rider 65 54
									322 A	Lafayette 63 50
									322 H	Lafayette 70 57
		LAST 10 Division I GAMES:								

Non-Div I Games: Merchant Marine 77 43 St. Thomas Aquin 87 48

Army

Loss,
Non-Conf,S Site,
H Home
A Away
N Neutral

Average RPI Win: 144
Average RPI Loss: 35

WON-LOST
RECORD

WINNING
PCT. RANK

LAST 10
GAMES

STRENGTH OF
SCHEDULE

OPP. STRENGTH
OF SCHEDULE

TEAM
RPI

ADJ.
RPI

CONF.
RPI

ADJ CONF.
RPI

DIV. I ONLY
DIV. I NON-CONF.

21- 13
15- 4

88
35

4- 6
2- 1

42
55

47
143

47
27

46
28

1
1

1
1

TOTALS

RPI 1-25

RPI 26-50

W-L RECORDS

RPI 51-100

RPI 100+

21- 13

0- 6

2- 2

OVERALL

4- 5

15- 0

9- 5

0- 2

0- 1

HOME

0- 2

9- 0

9- 5

0- 3

1- 0

AWAY

3- 2

5- 0

3- 3

0- 1

1- 1

NEUTRAL

1- 1

1- 0

15- 4

0- 2

1- 1

NON-CONFERENCE

3- 1

11- 0

7- 0

0- 0

0- 0

HOME

0- 0

7- 0

5- 2

0- 1

0- 0

AWAY

2- 1

3- 0

3- 2

0- 1

1- 1

NEUTRAL

1- 0

1- 0

6- 9

0- 4

1- 1

CONFERENCE

1- 4

4- 0

2- 5

0- 2

0- 1

HOME

0- 2

2- 0

4- 3

0- 2

1- 0

AWAY

1- 1

2- 0

0- 1

0- 0

0- 0

NEUTRAL

0- 1

0- 0

RPI 1-25

RPI 26-50

Team's RPI: 46

RPI 51-100

RPI 101+

RPI	S	Opponent	Score
1	H	Tennessee	62 72
9	H	Georgia	55 62
10	A	LSU	45 65
11	A	Vanderbilt	45 80
15	A	George Washington	51 62
17	N	Marquette	61 65

RPI	S	Opponent	Score
26	N	James Madison	79 76
27	A	Mississippi	64 56
27	H	Mississippi	66 74
28	N	Xavier	64 75

RPI	S	Opponent	Score
56	A	Virginia Tech	81 73
57	A	South Carolina	61 70
57	N	South Carolina	63 65
71	A	Kansas St.	54 67
72	H	Kentucky	65 68
74	A	Western Caro.	71 56
82	A	Mississippi St.	63 57
82	H	Arkansas	62 65
97	N	UC Riverside	51 43

RPI	S	Opponent	Score
101	H	UAB	74 60
110	H	Ohio	73 54
112	A	Alabama	63 58
112	H	Alabama	93 61
116	A	Florida	74 69
116	H	Florida	78 62
143	A	Miami (Fla.)	79 61
145	H	Oakland	74 55
167	N	Western Mich.	95 86
170	A	Nevada	84 75
192	H	Jackson St.	84 45
286	A	Md.-East. Shore	70 31
294	H	Alabama St.	84 47
301	H	Jacksonville St.	74 44
303	H	Winston-Salem	85 47

LAST 10 Division I GAMES:

71	A	Kansas St.	54 67	116	H	Florida	78 62
56	A	Virginia Tech	81 73	9	H	Georgia	55 62
101	H	UAB	74 60	57	A	South Carolina	61 70
57	N	South Carolina	63 65	11	A	Vanderbilt	45 80
27	A	Mississippi	64 56	1	H	Tennessee	62 72

Non-Div I Games:

Auburn

Loss, Non-Conf, S Site, H Home A Away N Neutral

Through Games of 2007 Final																			
Average RPI Win: 215		WON-LOST RECORD		WINNING PCT. RANK		LAST 10 GAMES		STRENGTH OF SCHEDULE		OPP. STRENGTH OF SCHEDULE		TEAM RPI		ADJ. RPI		CONF. RPI		ADJ. CONF. RPI	
Average RPI Loss: 178																			
DIV. I ONLY		10- 20		247		3- 7		165		256		239		241		22		22	
DIV. I NON-CONF.		1- 8		319		0- 0		61		224		249		246		21		21	
TOTALS		RPI 1-25		RPI 26-50		W-L RECORDS		RPI 51-100		RPI 100+									
10- 20		0- 1		0- 1		OVERALL		1- 4		9- 14									
7- 6		0- 0		0- 0		HOME		1- 1		6- 5									
3- 12		0- 1		0- 1		AWAY		0- 3		3- 7									
0- 2		0- 0		0- 0		NEUTRAL		0- 0		0- 2									
1- 8		0- 1		0- 1		NON-CONFERENCE		0- 2		1- 4									
1- 2		0- 0		0- 0		HOME		0- 1		1- 1									
0- 4		0- 1		0- 1		AWAY		0- 1		0- 1									
0- 2		0- 0		0- 0		NEUTRAL		0- 0		0- 2									
9- 12		0- 0		0- 0		CONFERENCE		1- 2		8- 10									
6- 4		0- 0		0- 0		HOME		1- 0		5- 4									
3- 8		0- 0		0- 0		AWAY		0- 2		3- 6									
0- 0		0- 0		0- 0		NEUTRAL		0- 0		0- 0									
RPI 1-25		RPI 26-50		RPI 51-100		RPI 101+		Team's RPI: 241											
RPI S	Opponent	Score	RPI S	Opponent	Score	RPI S	Opponent	Score	RPI S	Opponent	Score								
13	A Middl e Tenn.	49 80	41	A Chattanooga	56 80	82	H Arkansas	46 58	124	A Murray St.	82 70								
						90	A Southeast Mo. St.	56 67	124	H Murray St.	63 64								
						90	A Southeast Mo. St.	54 58	131	A Evansville	44 72								
						90	H Southeast Mo. St.	75 60	131	H Evansville	74 72								
						92	A Southern Ill.	41 54	200	A Samford	55 67								
									200	H Samford	54 68								
									203	A Tenn. -Martin	54 64								
									203	H Tenn. -Martin	57 55								
									204	A Morehead St.	61 66								
									204	H Morehead St.	74 66								
									215	A Eastern Ky.	55 69								
									215	H Eastern Ky.	69 76								
									220	A Tennessee Tech	51 63								
									220	H Tennessee Tech	66 57								
									259	A Eastern Ill.	74 62								
									259	H Eastern Ill.	61 79								
									277	N Central Ark.	61 67								
									283	H Kennesaw St.	49 56								
									301	A Jacksonville St.	74 67								
									301	H Jacksonville St.	83 74								
									306	N Lipscomb	55 56								
									318	A Tennessee St.	71 84								
									318	H Tennessee St.	81 72								
LAST 10 Division I GAMES:																			
						90	A Southeast Mo. St.	54 58	200	A Samford	55 67								
						204	H Morehead St.	74 66	259	H Eastern Ill.	61 79								
						215	H Eastern Ky.	69 76	318	A Tennessee St.	71 84								
						220	A Tennessee Tech	51 63	124	A Murray St.	82 70								
						318	H Tennessee St.	81 72	90	A Southeast Mo. St.	56 67								

Austin Peay

Austin Peay

Austin Peay

Loss, Non-Conf, S Site, H Home A Away N Neutral

Average RPI Win: 172		WON-LOST	WINNING	LAST 10	STRENGTH OF	OPP. STRENGTH	TEAM	ADJ.	CONF.	ADJ CONF.
Average RPI Loss: 76		RECORD	PCT. RANK	GAMES	SCHEDULE	OF SCHEDULE	RPI	RPI	RPI	RPI
DIV. I ONLY	24- 7	28	7- 3	103	121	45	50	11	11	
DIV. I NON-CONF.	9- 3	45	0- 1	135	141	61	62	13	13	
TOTALS	RPI 1-25	RPI 26-50	W-L RECORDS	RPI 51-100	RPI 100+					
24- 7	0- 2	1- 0	OVERALL	1- 3	22- 2					
10- 2	0- 0	0- 0	HOME	0- 1	10- 1					
10- 4	0- 1	1- 0	AWAY	0- 2	9- 1					
4- 1	0- 1	0- 0	NEUTRAL	1- 0	3- 0					
9- 3	0- 0	1- 0	NON-CONFERENCE	1- 3	7- 0					
3- 1	0- 0	0- 0	HOME	0- 1	3- 0					
4- 2	0- 0	1- 0	AWAY	0- 2	3- 0					
2- 0	0- 0	0- 0	NEUTRAL	1- 0	1- 0					
15- 4	0- 2	0- 0	CONFERENCE	0- 0	15- 2					
7- 1	0- 0	0- 0	HOME	0- 0	7- 1					
6- 2	0- 1	0- 0	AWAY	0- 0	6- 1					
2- 1	0- 1	0- 0	NEUTRAL	0- 0	2- 0					
RPI S Opponent	Score	RPI S Opponent	Team's RPI: 50 Score	RPI S Opponent	Score	RPI S Opponent	Score			
20 A Bowling Green	76 86	28 A Xavier	69 63	55 A Indiana	56 67	110 H Ohio	66 77			
20 N Bowling Green	53 67			72 H Kentucky	82 85	111 A Eastern Mich.	55 46			
				85 A Illinois St.	72 82	111 H Eastern Mich.	74 73			
				100 N Charlotte	82 72	114 H Kent St.	74 69			
						115 A Northern Ill.	81 70			
						115 H Northern Ill.	81 72			
						115 N Northern Ill.	83 72			
						161 A Michigan	62 58			
						167 A Western Mich.	68 81			
						167 H Western Mich.	76 60			
						167 N Western Mich.	56 53			
						173 N Valparaiso	68 59			
						174 A Butler	97 65			
						183 H Miami (Ohio)	90 62			
						185 A Toledo	66 50			
						185 H Toledo	80 59			
						221 H IUPUI	73 62			
						225 A Central Mich.	73 65			
						225 H Central Mich.	84 59			
						226 A St. Peter's	75 65			
						235 A Buffalo	59 44			
						250 A Akron	71 49			
						264 H Howard	92 47			
						282 H Wright St.	75 68			
LAST 10 Division I GAMES:				72 H Kentucky	82 85	111 H Eastern Mich.	74 73			
				20 N Bowling Green	53 67	225 H Central Mich.	84 59			
				115 N Northern Ill.	83 72	167 A Western Mich.	68 81			
				167 N Western Mich.	56 53	185 A Toledo	66 50			
				115 A Northern Ill.	81 70	114 H Kent St.	74 69			

B
a
l
l
s
t
.B
a
l
l
s
t
.

Non-Div I Games:

Ball St.

Loss,
Non-Conf, S Site,
H Home
A Away
N Neutral

Average RPI Win: 107		WON-LOST RECORD		WINNING PCT. RANK		LAST 10 GAMES		STRENGTH OF SCHEDULE		OPP. STRENGTH OF SCHEDULE		TEAM RPI		ADJ. RPI		CONF. RPI		ADJ CONF. RPI	
DIV. I ONLY		26- 8		30		6- 4		16		17		18		18		2		2	
DIV. I NON-CONF.		14- 2		12		1- 1		46		65		17		16		4		4	
TOTALS		RPI 1-25		RPI 26-50		W-L RECORDS		RPI 51-100		RPI 100+									
26- 8		2- 7		6- 1		OVERALL		8- 0		10- 0									
16- 3		2- 3		3- 0		HOME		5- 0		6- 0									
6- 4		0- 3		1- 1		AWAY		3- 0		2- 0									
4- 1		0- 1		2- 0		NEUTRAL		0- 0		2- 0									
14- 2		1- 2		4- 0		NON-CONFERENCE		1- 0		8- 0									
10- 1		1- 1		2- 0		HOME		1- 0		6- 0									
1- 1		0- 1		0- 0		AWAY		0- 0		1- 0									
3- 0		0- 0		2- 0		NEUTRAL		0- 0		1- 0									
12- 6		1- 5		2- 1		CONFERENCE		7- 0		2- 0									
6- 2		1- 2		1- 0		HOME		4- 0		0- 0									
5- 3		0- 2		1- 1		AWAY		3- 0		1- 0									
1- 1		0- 1		0- 0		NEUTRAL		0- 0		1- 0									
RPI 1-25		Team's RPI: 18		RPI 26-50		RPI 51-100		RPI 101+											
RPI S	Opponent		Score		RPI S	Opponent		Score		RPI S	Opponent		Score		RPI S	Opponent		Score	
6	H	Purdue	55	69	39	A	Texas	63	59	58	A	Texas Tech	80	67	106	A	UCLA	83	70
8	A	Oklahoma	61	88	39	H	Texas	71	56	58	H	Texas Tech	61	54	118	A	Kansas	71	64
8	H	Oklahoma	63	76	40	A	Nebraska	67	76	63	A	Oklahoma St.	66	55	118	N	Kansas	71	54
8	N	Oklahoma	64	78	41	N	Chattanooga	68	55	63	H	Oklahoma St.	75	66	177	H	North Texas	84	47
10	H	LSU	64	60	42	H	Brigham Young	84	58	67	H	Missouri	71	70	184	H	N.C. A&T	89	40
21	A	North Carolina St.	72	78	45	N	South Dakota St.	71	53	71	H	Kansas St.	79	70	196	H	A&M-Corpus Christi	64	62
24	A	Texas A&M	52	60	48	H	Hofstra	81	71	90	H	Southeast Mo. St.	81	47	197	H	Prairie View	94	50
24	H	Texas A&M	58	63						95	A	Colorado	75	67	247	H	Ark. -Pine Bluff	100	48
25	H	Iowa St.	81	64											272	N	UCF	78	48
															319	H	Sam Houston St.	117	50
LAST 10 Division I GAMES:																			
21	A	North Carolina St.	72	78	24	H	Texas A&M	58	63										
41	N	Chattanooga	68	55	95	A	Colorado	75	67										
8	N	Oklahoma	64	78	39	H	Texas	71	56										
118	N	Kansas	71	54	63	H	Oklahoma St.	75	66										
8	A	Oklahoma	61	88	25	H	Iowa St.	81	64										

Non-Di v I Games:

Bayl or

Loss, Non-Conf, S Site, H Home A Away N Neutral

Through Games of 2007 Final											
Average RPI Win: 248		WON-LOST RECORD	WINNING PCT. RANK	LAST 10 GAMES	STRENGTH OF SCHEDULE	OPP. STRENGTH OF SCHEDULE	TEAM RPI	ADJ. RPI	CONF. RPI	ADJ CONF. RPI	
DIV. I ONLY		25- 7	25	8- 2	251	263	98	99	29	29	
DIV. I NON-CONF.		10- 5	75	1- 1	142	142	88	88	30	30	
TOTALS		RPI 1-25		RPI 26-50	W-L RECORDS	RPI 51-100			RPI 100+		
25- 7		0- 2		0- 2	OVERALL	1- 0			24- 3		
13- 0		0- 0		0- 0	HOME	0- 0			13- 0		
8- 5		0- 1		0- 1	AWAY	1- 0			7- 3		
4- 2		0- 1		0- 1	NEUTRAL	0- 0			4- 0		
10- 5		0- 2		0- 2	NON-CONFERENCE	1- 0			9- 1		
6- 0		0- 0		0- 0	HOME	0- 0			6- 0		
3- 3		0- 1		0- 1	AWAY	1- 0			2- 1		
1- 2		0- 1		0- 1	NEUTRAL	0- 0			1- 0		
15- 2		0- 0		0- 0	CONFERENCE	0- 0			15- 2		
7- 0		0- 0		0- 0	HOME	0- 0			7- 0		
5- 2		0- 0		0- 0	AWAY	0- 0			5- 2		
3- 0		0- 0		0- 0	NEUTRAL	0- 0			3- 0		
RPI 1-25				RPI 26-50		RPI 51-100	Team's RPI: 99		RPI 101+		
RPI S	Opponent	Score		RPI S	Opponent	Score			RPI S	Opponent	Score
6 A	Purdue	43 67		33 A	Lou i svi l l e	51 80			112 A	Al abama	51 52
9 N	Georgi a	36 53		35 N	Cal i forni a	52 69			125 A	East Tenn. St.	78 69
									125 H	East Tenn. St.	69 66
									125 N	East Tenn. St.	69 57
									140 H	Radford	72 64
									188 A	Jacksonville	58 65
									188 H	Jacksonville	72 58
									196 H	A&M-Corpus Christi	80 67
									215 H	Eastern Ky.	68 61
									221 H	IPFW	79 74
									233 N	Fla. Atlantic	67 65
									269 A	Gardner-Webb	77 52
									269 H	Gardner-Webb	54 51
									269 N	Gardner-Webb	57 48
									283 A	Kennesaw St.	62 49
									283 H	Kennesaw St.	86 75
									306 A	Li pscomb	72 55
									306 H	Li pscomb	67 53
									309 A	Campbel l	61 54
									309 H	Campbel l	57 34
									323 A	Stetson	72 56
									323 H	Stetson	73 47
									324 A	North Fla.	68 43
									324 H	North Fla.	76 48
									327 A	Mercer	65 69
									327 H	Mercer	61 38
									327 N	Mercer	64 52
LAST 10 Div				sion I GAMES:							
	9 N	Georgi a	36 53		188 A	Jacksonville	58 65				
	125 N	East Tenn. St.	69 57		269 H	Gardner-Webb	54 51				
	269 N	Gardner-Webb	57 48		309 H	Campbel l	57 34				
	327 N	Mercer	64 52		306 H	Li pscomb	67 53				
	324 A	North Fla.	68 43		323 A	Stetson	72 56				

Non-Div l Games:

Bel mont

Loss, Non-Conf, S Site, H Home A Away N Neutral

Average RPI Win: 317		WON-LOST RECORD		WINNING PCT. RANK		LAST 10 GAMES		STRENGTH OF SCHEDULE		OPP. STRENGTH OF SCHEDULE		TEAM RPI		ADJ. RPI		CONF. RPI		ADJ CONF. RPI						
DIV. I ONLY		5- 25		319		1- 9		332		333		335		335		26		26						
DIV. I NON-CONF.		3- 8		269		0- 1		335		335		333		332		29		29						
TOTALS		RPI 1-25		RPI 26-50		W-L RECORDS		RPI 51-100		RPI 100+														
5- 25		0- 0		0- 0		OVERALL		0- 2		5- 23														
3- 10		0- 0		0- 0		HOME		0- 0		3- 10														
2- 12		0- 0		0- 0		AWAY		0- 1		2- 11														
0- 3		0- 0		0- 0		NEUTRAL		0- 1		0- 2														
3- 8		0- 0		0- 0		NON-CONFERENCE		0- 1		3- 7														
2- 3		0- 0		0- 0		HOME		0- 0		2- 3														
1- 3		0- 0		0- 0		AWAY		0- 0		1- 3														
0- 2		0- 0		0- 0		NEUTRAL		0- 1		0- 1														
2- 17		0- 0		0- 0		CONFERENCE		0- 1		2- 16														
1- 7		0- 0		0- 0		HOME		0- 0		1- 7														
1- 9		0- 0		0- 0		AWAY		0- 1		1- 8														
0- 1		0- 0		0- 0		NEUTRAL		0- 0		0- 1														
RPI 1-25		RPI 26-50		RPI 51-100		RPI 101+		Team's RPI: 335																
RPI S	Opponent	Score	RPI S	Opponent	Score	RPI S	Opponent	Score	RPI S	Opponent	Score													
						62 N	La. -Lafayette	23 86	157	A	Del aware St.	39 73												
						77 A	Coppin St.	38 61	157	H	Del aware St.	39 53												
									180	A	Hampton	48 62												
									180	H	Hampton	40 67												
									184	A	N. C. A&T	61 73												
									184	H	N. C. A&T	62 75												
									188	H	Jacksonville	51 57												
									211	H	Morgan St.	58 63												
									264	A	Howard	59 81												
									264	H	Howard	73 79												
									266	A	Fl ori da A&M	47 94												
									266	H	Fl ori da A&M	55 71												
									266	N	Fl ori da A&M	46 59												
									272	H	UCF	35 62												
									286	A	Md. -East. Shore	36 44												
									286	A	Md. -East. Shore	47 46												
									297	A	Charleston So.	46 66												
									303	A	Wi nston-Sal em	44 49												
									303	H	Wi nston-Sal em	50 59												
									320	A	South Carolina St.	55 68												
									320	H	South Carolina St.	56 77												
									321	A	Savannah St.	43 63												
									323	H	Stetson	60 55												
									324	A	North Fla.	58 42												
									324	H	North Fla.	57 40												
									326	A	Norfol k St.	53 77												
									326	H	Norfol k St.	66 58												
									327	N	Mercer	47 48												
LAST 10 Division I GAMES:																								
						266 N	Fl ori da A&M	46 59	264 H	Howard	73 79	324 H	North Fla.	57 40										
						266 H	Fl ori da A&M	55 71	320 A	South Carolina St.	55 68	326 A	Norfol k St.	53 77										
						211 H	Morgan St.	58 63	184 A	N. C. A&T	61 73	326 H	Norfol k St.	66 58										
						157 A	Del aware St.	39 73	303 A	Wi nston-Sal em	44 49	327	N	Mercer	47 48									
						286 A	Md. -East. Shore	47 46	326 A	Norfol k St.	53 77													

Bethune-Cookman

Bethune-Cookman

Non-Div I Games:

Bethune-Cookman

Loss,
Non-Conf, S Site,
H Home
A Away
N Neutral

Average RPI Win: 217		WON-LOST	WINNING	LAST 10	STRENGTH OF	OPP. STRENGTH	TEAM	ADJ.	CONF.	ADJ CONF.
Average RPI Loss: 156		RECORD	PCT. RANK	GAMES	SCHEDULE	OF SCHEDULE	RPI	RPI	RPI	RPI
DIV. I ONLY	12- 19	224	5- 5	212	192	227	228	16	16	
DIV. I NON-CONF.	4- 9	256	0- 0	272	272	287	286	16	16	
TOTALS	RPI 1-25	RPI 26-50	W-L RECORDS	RPI 51-100	RPI 100+					
12- 19	0- 0	0- 0	OVERALL	0- 5	12- 14					
7- 8	0- 0	0- 0	HOME	0- 3	7- 5					
4- 10	0- 0	0- 0	AWAY	0- 2	4- 8					
1- 1	0- 0	0- 0	NEUTRAL	0- 0	1- 1					
4- 9	0- 0	0- 0	NON-CONFERENCE	0- 0	4- 9					
1- 4	0- 0	0- 0	HOME	0- 0	1- 4					
2- 4	0- 0	0- 0	AWAY	0- 0	2- 4					
1- 1	0- 0	0- 0	NEUTRAL	0- 0	1- 1					
8- 10	0- 0	0- 0	CONFERENCE	0- 5	8- 5					
6- 4	0- 0	0- 0	HOME	0- 3	6- 1					
2- 6	0- 0	0- 0	AWAY	0- 2	2- 4					
0- 0	0- 0	0- 0	NEUTRAL	0- 0	0- 0					
RPI S	RPI 1-25 Opponent Score	RPI S	RPI 26-50 Opponent Score	RPI S	RPI 51-100 Opponent Score	RPI S	RPI 101+ Opponent Score	Team's RPI: 228		
54	A Hartford	64	71	119	H Sacred Heart	53	57			
54	H Hartford	66	73	121	H Li berty	45	62			
54	H Hartford	46	56	130	A Bucknel l	64	65			
86	A Stony Brook	57	64	138	A La Salle	49	56			
86	H Stony Brook	62	71	142	H Vi l lanova	40	59			
				151	A Vermont	77	67			
				151	H Vermont	64	55			
				159	A Boston U.	70	72			
				159	H Boston U.	70	64			
				159	H Boston U.	63	58			
				164	A UMBC	50	60			
				164	H UMBC	68	65			
				171	A Mai ne	56	59			
				171	H Mai ne	54	49			
				213	A Cani si us	50	62			
				219	H Syracuse	65	68			
				249	A Al bany (N. Y.)	70	60			
				249	H Al bany (N. Y.)	59	63			
				250	N Akron	44	55			
				253	H Fai r l ei gh Di cki nson	53	49			
				271	A Lehi gh	49	70			
				276	A Cornel l	60	59			
				284	A New Hampshi re	55	58			
				284	H New Hampshi re	66	61			
				293	N Wi nthrop	53	40			
				298	A Col gate	79	54			
LAST 10 Div sion I GAMES:										
54	H Hartford	46	56	86	H Stony Brook	62	71			
159	H Boston U.	63	58	151	A Vermont	77	67			
284	H New Hampshi re	66	61	164	H UMBC	68	65			
159	A Boston U.	70	72	171	A Mai ne	56	59			
54	H Hartford	66	73	249	A Al bany (N. Y.)	70	60			

Non-Di v I Games:

Binghamton

Loss, Non-Conf, S Site, H Home A Away N Neutral

Average RPI Win: 290		WON-LOST	WINNING	LAST 10	STRENGTH OF	OPP. STRENGTH	TEAM	ADJ.	CONF.	ADJ CONF.
Average RPI Loss: 195		RECORD	PCT. RANK	GAMES	SCHEDULE	OF SCHEDULE	RPI	RPI	RPI	RPI
DIV. I ONLY	7- 22	298	2- 8	298	311	313	311	21	21	
DIV. I NON-CONF.	4- 10	265	0- 0	319	333	320	322	22	22	
TOTALS	RPI 1-25	RPI 26-50	W-L RECORDS	RPI 51-100	RPI 100+					
7- 22	0- 0	0- 0	OVERALL	0- 0	7- 22					
4- 9	0- 0	0- 0	HOME	0- 0	4- 9					
3- 10	0- 0	0- 0	AWAY	0- 0	3- 10					
0- 3	0- 0	0- 0	NEUTRAL	0- 0	0- 3					
4- 10	0- 0	0- 0	NON-CONFERENCE	0- 0	4- 10					
3- 3	0- 0	0- 0	HOME	0- 0	3- 3					
1- 5	0- 0	0- 0	AWAY	0- 0	1- 5					
0- 2	0- 0	0- 0	NEUTRAL	0- 0	0- 2					
3- 12	0- 0	0- 0	CONFERENCE	0- 0	3- 12					
1- 6	0- 0	0- 0	HOME	0- 0	1- 6					
2- 5	0- 0	0- 0	AWAY	0- 0	2- 5					
0- 1	0- 0	0- 0	NEUTRAL	0- 0	0- 1					
RPI S	RPI 1-25 Opponent Score	RPI S	RPI 26-50 Opponent Score	RPI S	RPI 51-100 Opponent Score	RPI S	RPI 101+ Opponent Score	Team's RPI: 311		
						112	A Alabama	66	83	
						121	A Liberty	44	52	
						121	H Liberty	66	79	
						121	N Liberty	58	70	
						140	A Radford	52	85	
						140	H Radford	76	80	
						141	A UNC Asheville	58	86	
						141	H UNC Asheville	61	72	
						152	A High Point	52	60	
						152	H High Point	60	70	
						193	H Southern Miss.	70	60	
						200	A Samford	66	73	
						201	A Coastal Caro.	42	57	
						201	H Coastal Caro.	57	63	
						203	N Tenn. -Martin	57	74	
						210	H Troy	62	72	
						222	A Oregon St.	39	82	
						237	A Alabama A&M	58	70	
						237	H Alabama A&M	59	74	
						293	A Winthrop	65	55	
						293	H Winthrop	54	65	
						294	H Alabama St.	69	63	
						297	A Charleston So.	75	59	
						297	H Charleston So.	74	54	
						301	A Jacksonville St.	68	74	
						321	A Savannah St.	80	62	
						321	H Savannah St.	86	87	
						329	N Mississippi Val.	63	65	
						333	H Centenary (La.)	77	43	
			LAST 10 Division I GAMES:							
			121 N Liberty	58	70	152	A High Point	52	60	
			141 A UNC Asheville	58	86	201	H Coastal Caro.	57	63	
			121 H Liberty	66	79	297	H Charleston So.	74	54	
			140 H Radford	76	80	121	A Liberty	44	52	
			293 A Winthrop	65	55	140	A Radford	52	85	

Non-Div I Games: Spring Hill 85 47

Birmingham-Soc.

Loss, Non-Conf, S Site, H Home A Away N Neutral

Birmingham-Soc.

Birmingham-Soc.

Average RPI Win:		199		WON-LOST RECORD		24- 9		43		LAST 10 GAMES		6- 4		STRENGTH OF SCHEDULE		175		OPP. STRENGTH OF SCHEDULE		182		TEAM RPI		87		ADJ. RPI		88		CONF. RPI		17		ADJ CONF. RPI		17	
Average RPI Loss:		128		WON-LOST RECORD		9- 5		93		LAST 10 GAMES		0- 1		STRENGTH OF SCHEDULE		77		OPP. STRENGTH OF SCHEDULE		117		64		88		ADJ. RPI		64		CONF. RPI		17		ADJ CONF. RPI		17	
TOTALS		RPI 1-25		RPI 26-50		W-L RECORDS		RPI 51-100		RPI 100+																											
24- 9		0- 3		0- 0		OVERALL		1- 0		23- 6																											
12- 2		0- 0		0- 0		HOME		0- 0		12- 2																											
10- 4		0- 0		0- 0		AWAY		1- 0		9- 4																											
2- 3		0- 3		0- 0		NEUTRAL		0- 0		2- 0																											
9- 5		0- 3		0- 0		NON-CONFERENCE		1- 0		8- 2																											
5- 1		0- 0		0- 0		HOME		0- 0		5- 1																											
4- 1		0- 0		0- 0		AWAY		1- 0		3- 1																											
0- 3		0- 3		0- 0		NEUTRAL		0- 0		0- 0																											
15- 4		0- 0		0- 0		CONFERENCE		0- 0		15- 4																											
7- 1		0- 0		0- 0		HOME		0- 0		7- 1																											
6- 3		0- 0		0- 0		AWAY		0- 0		6- 3																											
2- 0		0- 0		0- 0		NEUTRAL		0- 0		2- 0																											
RPI 1-25				RPI 26-50				RPI 51-100				Team's RPI: 88				RPI 101+																					
RPI	S	Opponent	Score	RPI	S	Opponent	Score	RPI	S	Opponent	Score	RPI	S	Opponent	Score	RPI	S	Opponent	Score																		
6	N	Purdue	64 80									93	A	Oregon	56 47	102	H	San Di ego	47 29																		
15	N	George Washi ngton	67 76													107	H	Denver	70 65																		
22	N	Pi ttsburgh	70 71													122	A	Fresno St.	61 69																		
																122	H	Fresno St.	69 63																		
																122	N	Fresno St.	68 59																		
																128	A	Loui si ana Tech	68 47																		
																128	H	Loui si ana Tech	63 79																		
																137	A	Hawai i	62 53																		
																137	H	Hawai i	66 56																		
																149	H	Idaho St.	86 78																		
																154	A	UNLV	76 63																		
																170	A	Nevada	70 81																		
																170	H	Nevada	68 65																		
																176	H	Santa Clara	65 67																		
																199	A	Utah Valley St.	66 81																		
																207	A	San Franci sco	80 58																		
																217	A	New Mexico St.	66 52																		
																217	A	New Mexico St.	49 46																		
																217	H	New Mexico St.	77 59																		
																232	A	Utah St.	80 70																		
																232	H	Utah St.	80 38																		
																258	H	Portland	72 62																		
																261	A	UC Davis	58 56																		
																261	H	UC Davis	73 56																		
																307	A	Idaho	70 40																		
																307	H	Idaho	85 55																		
																314	A	San Jose St.	60 68																		
																314	H	San Jose St.	82 59																		
																314	N	San Jose St.	81 64																		
																314	N	San Jose St.	81 64																		
																314	N	San Jose St.	81 64																		
																314	N	San Jose St.	81 64																		
																314	N	San Jose St.	81 64																		
																314	N	San Jose St.	81 64																		
																314	N	San Jose St.	81 64																		
																314	N	San Jose St.	81 64																		
																314	N	San Jose St.	81 64																		
																314	N	San Jose St.	81 64																		
																314	N	San Jose St.	81 64																		
																314	N	San Jose St.	81 64																		
																314	N	San Jose St.	81 64																		
																314	N	San Jose St.	81 64																		
																314	N	San Jose St.	81 64																		
																314	N	San Jose St.	81 64																		
																314	N	San Jose St.	81 64																		
																314	N	San Jose St.	81 64																		
																314	N	San Jose St.	81 64																		
																314	N	San Jose St.	81 64																		
																314	N	San Jose St.	81 64																		
																314	N	San Jose St.	81 64																		
																314	N	San Jose St.	81 64																		
																314	N	San Jose St.	81 64																		
																314	N	San Jose St.	81 64																		
																314	N	San Jose St.	81 64																		
																314	N	San Jose St.	81 64																		
																314	N	San Jose St.	81 64																		
																314	N	San Jose St.	81 64																		
																314	N	San Jose St.	81 64																		
																314	N	San Jose St.	81 64																		
																314	N	San Jose St.	81 64																		
																314	N	San Jose St.	81 64																		
																314	N	San Jose St.	81 64																		
																314	N	San Jose St.	81 64																		
																314	N	San Jose St.	81 64																		
																314	N	San Jose St.	81 64																		
																314	N	San Jose St.	81 64																		
																314	N	San Jose St.	81 64																		
																314	N	San Jose St.	81 64																		
																314	N	San Jose St.	81 64																		
																314	N	San Jose St.	81 64																		
																314	N	San Jose St.	81 64																		
																314	N	San																			

Non-Div l Games:

Boi se St.

Loss, Non-Conf, S Site, H Home A Away N Neutral

Boston College										Through Games of 2007 Final											
Average RPI Win:		185		WON-LOST		WINNING		LAST 10		STRENGTH OF		OPP. STRENGTH		TEAM		ADJ.		CONF.		ADJ CONF.	
Average RPI Loss:		54		RECORD		PCT. RANK		GAMES		SCHEDULE		OF SCHEDULE		RPI		RPI		RPI		RPI	
DIV. I ONLY		12- 16		201		2- 8				48		55		104		104		3		3	
DIV. I NON-CONF.		9- 4		70		0- 0				118		222		72		73		3		3	
TOTALS		RPI 1-25		RPI 26-50		W-L RECORDS		RPI 51-100		RPI 100+											
12- 16		0- 7		1- 2		OVERALL		0- 4		11- 3											
8- 6		0- 3		1- 1		HOME		0- 1		7- 1											
2- 8		0- 4		0- 1		AWAY		0- 2		2- 1											
2- 2		0- 0		0- 0		NEUTRAL		0- 1		2- 1											
9- 4		0- 1		1- 0		NON-CONFERENCE		0- 1		8- 2											
6- 1		0- 0		1- 0		HOME		0- 0		5- 1											
1- 2		0- 1		0- 0		AWAY		0- 1		1- 0											
2- 1		0- 0		0- 0		NEUTRAL		0- 0		2- 1											
3- 12		0- 6		0- 2		CONFERENCE		0- 3		3- 1											
2- 5		0- 3		0- 1		HOME		0- 1		2- 0											
1- 6		0- 3		0- 1		AWAY		0- 1		1- 1											
0- 1		0- 0		0- 0		NEUTRAL		0- 1		0- 0											
RPI 1-25		RPI 26-50		RPI 51-100		RPI 101+		Team's RPI: 104													
RPI S	Opponent	Score		RPI S	Opponent	Score		RPI S	Opponent	Score		RPI S	Opponent	Score							
2	A Duke	52 73		32	H Florida St.	53 72		52	A Georgi a Tech	49 60		119	H Sacred Heart	68 46							
4	H North Carolina	60 82		34	H Delaware	68 60		56	H Vi rgi ni a Tech	52 67		133	N Massachusetts	70 64							
7	A Maryl and	39 71		49	A Vi rgi ni a	63 65		56	N Vi rgi ni a Tech	54 60		135	H Cl emson	69 64							
7	H Maryl and	60 76						80	A St. Joseph's	54 58		143	A Mi ami (Fl a.)	68 83							
12	A Ohio St.	72 80										143	H Mi ami (Fl a.)	78 65							
21	A North Carolina St.	46 64										151	N Vermont	48 56							
21	H North Carolina St.	40 58										166	H Harvard	58 68							
												171	H Mai ne	63 34							
												181	A Wake Forest	56 42							
												218	H Fai rfi el d	64 58							
												223	A Hol y Cross	53 36							
												278	N Central Conn. St.	67 57							
												284	H New Hampshi re	50 31							
												298	H Col gate	81 55							
LAST 10 Division I GAMES:																					
56 N Vi rgi ni a Tech 54 60 143 H Mi ami (Fl a.) 78 65																					
7 H Maryl and 60 76 7 A Maryl and 39 71																					
56 H Vi rgi ni a Tech 52 67 4 H North Carolina 60 82																					
181 A Wake Forest 56 42 21 A North Carolina St. 46 64																					
2 A Duke 52 73 52 A Georgi a Tech 49 60																					

Non-Div I Games:	N. C. Central	87	44
------------------	---------------	----	----

Boston College

Loss, Non-Conf, S Site, H Home A Away N Neutral

Average RPI Win: 215		WON-LOST RECORD		WINNING PCT. RANK		LAST 10 GAMES		STRENGTH OF SCHEDULE		OPP. STRENGTH OF SCHEDULE		TEAM RPI		ADJ. RPI		CONF. RPI		ADJ CONF. RPI			
DIV. I ONLY		15- 15		164		5- 5		166		132		156		159		16		16			
DIV. I NON-CONF.		8- 5		105		0- 0		137		66		92		96		16		16			
TOTALS		RPI 1-25		RPI 26-50		W-L RECORDS		RPI 51-100		RPI 100+											
15- 15		0- 3		0- 1		OVERALL		0- 4		15- 7											
8- 4		0- 0		0- 0		HOME		0- 2		8- 2											
5- 10		0- 2		0- 1		AWAY		0- 2		5- 5											
2- 1		0- 1		0- 0		NEUTRAL		0- 0		2- 0											
8- 5		0- 3		0- 1		NON-CONFERENCE		0- 0		8- 1											
3- 1		0- 0		0- 0		HOME		0- 0		3- 1											
3- 3		0- 2		0- 1		AWAY		0- 0		3- 0											
2- 1		0- 1		0- 0		NEUTRAL		0- 0		2- 0											
7- 10		0- 0		0- 0		CONFERENCE		0- 4		7- 6											
5- 3		0- 0		0- 0		HOME		0- 2		5- 1											
2- 7		0- 0		0- 0		AWAY		0- 2		2- 5											
0- 0		0- 0		0- 0		NEUTRAL		0- 0		0- 0											
RPI S		RPI 1-25		RPI 26-50		RPI 51-100		RPI 101+		Team's RPI: 159											
Opponent		Score		Opponent		Score		Opponent		Score		Opponent		Score							
2	N Duke	43	71	34	A Delaware	59	79	54	A Hartford	60	64	111	N Eastern Mi ch.	65	59						
3	A Connecti cut	51	84					54	H Hartford	42	57	148	H St. John' s (N. Y.)	83	64						
14	A Ari zona St.	53	75					86	A Stony Brook	48	69	151	A Vermont	61	49						
								86	H Stony Brook	77	83	151	H Vermont	74	87						
												164	A UMBC	58	66						
												164	H UMBC	74	57						
												166	H Harvard	77	63						
												171	A Mai ne	73	78						
												171	H Mai ne	63	61						
												212	N Dayton	77	74						
												213	H Cani si us	64	70						
												228	A Bi nghamton	64	70						
												228	A Bi nghamton	58	63						
												228	H Bi nghamton	72	70						
												246	A Rhode Isl and	82	66						
												249	A Al bany (N. Y.)	64	53						
												249	H Al bany (N. Y.)	72	64						
												257	A Northeastern	93	79						
												284	A New Hampshi re	66	71						
												284	H New Hampshi re	67	57						
												295	A UMKC	68	66						
												299	H Brown	60	59						
LAST 10 Div sion I GAMES:																					
228	A Bi nghamton	58	63	249	A Al bany (N. Y.)	64	53														
228	H Bi nghamton	72	70	86	H Stony Brook	77	83														
284	A New Hampshi re	66	71	151	A Vermont	61	49														
54	A Hartford	60	64	164	H UMBC	74	57														
171	H Mai ne	63	61	54	H Hartford	42	57														

Non-Di v I Games:

Boston U.

Loss, Non-Conf, S Site, H Home A Away N Neutral

Average RPI Win: 149				WON-LOST RECORD		WINNING PCT. RANK		LAST 10 GAMES		STRENGTH OF SCHEDULE		OPP. STRENGTH OF SCHEDULE		TEAM RPI		ADJ. RPI		CONF. RPI		ADJ CONF. RPI			
DIV. I ONLY				31- 4		5		8- 2		56		101		20		20		11		11			
DIV. I NON-CONF.				13- 3		30		2- 1		21		46		16		18		13		13			
TOTALS		RPI 1-25		RPI 26-50		W-L RECORDS		RPI 51-100		RPI 100+													
31- 4		1- 2		4- 1		OVERALL		4- 0		22- 1													
12- 1		0- 0		3- 0		HOME		2- 0		7- 1													
11- 1		0- 0		0- 1		AWAY		0- 0		11- 0													
8- 2		1- 2		1- 0		NEUTRAL		2- 0		4- 0													
13- 3		1- 2		2- 1		NON-CONFERENCE		4- 0		6- 0													
5- 0		0- 0		2- 0		HOME		2- 0		1- 0													
3- 1		0- 0		0- 1		AWAY		0- 0		3- 0													
5- 2		1- 2		0- 0		NEUTRAL		2- 0		2- 0													
18- 1		0- 0		2- 0		CONFERENCE		0- 0		16- 1													
7- 1		0- 0		1- 0		HOME		0- 0		6- 1													
8- 0		0- 0		0- 0		AWAY		0- 0		8- 0													
3- 0		0- 0		1- 0		NEUTRAL		0- 0		2- 0													
RPI 1-25 Team's RPI: 20				RPI 26-50				RPI 51-100				RPI 101+											
RPI	S	Opponent	Score	RPI	S	Opponent	Score	RPI	S	Opponent	Score	RPI	S	Opponent	Score								
2	N	Duke	46 55	29	A	Notre Dame	81 85	55	H	Indiana	82 47	110	A	Ohio	64 55								
11	N	Vanderbilt	59 56	30	H	Temple	86 67	63	N	Oklahoma St.	70 66	110	H	Ohio	67 70								
14	N	Arizona St.	49 67	34	H	Delaware	70 59	64	N	Texas-Arlington	59 48	111	A	Eastern Mich.	72 55								
				50	H	Ball St.	86 76	84	H	Robert Morris	92 81	111	N	Eastern Mich.	71 57								
				50	N	Ball St.	67 53					114	A	Kent St.	89 66								
												114	H	Kent St.	74 52								
												115	A	Northern Ill.	85 76								
												145	H	Oakland	89 58								
												167	A	Western Mich.	90 62								
												175	A	St. Bonaventure	71 46								
												183	A	Miami (Ohio)	64 56								
												183	H	Miami (Ohio)	92 62								
												185	H	Toledo	73 62								
												185	N	Toledo	71 62								
												225	H	Central Mich.	70 50								
												235	A	Buffalo	85 44								
												235	H	Buffalo	75 42								
												249	N	Albany (N. Y.)	76 40								
												250	A	Akron	61 32								
												250	H	Akron	91 46								
												253	N	Fairleigh Dickinson	87 56								
												292	A	Chicago St.	72 55								
												296	A	Detroit	68 37								
				LAST 10 Division I GAMES:																			
				14	N	Arizona St.	49 67	185	N	Toledo	71 62												
				11	N	Vanderbilt	59 56	183	H	Miami (Ohio)	92 62												
				63	N	Oklahoma St.	70 66	110	H	Ohio	67 70												
				50	N	Ball St.	67 53	114	A	Kent St.	89 66												
				111	N	Eastern Mich.	71 57	235	A	Buffalo	85 44												

Non-Div I Games:

Bowling Green

Loss,
Non-Conf, S Site,
H Home
A Away
N Neutral

Through Games of 2007 Final										
Average RPI Win: 237		WON-LOST RECORD	WINNING PCT. RANK	LAST 10 GAMES	STRENGTH OF SCHEDULE	OPP. STRENGTH OF SCHEDULE	TEAM RPI	ADJ. RPI	CONF. RPI	ADJ CONF. RPI
DIV. I ONLY		12- 19	224	5- 5	227	194	231	229	15	15
DIV. I NON-CONF.		4- 7	232	0- 0	264	303	268	269	15	15
<hr/>										
TOTALS		RPI 1-25		RPI 26-50	W-L RECORDS		RPI 51-100		RPI 100+	
12- 19		0- 0		0- 0	OVERALL		0- 6		12- 13	
7- 7		0- 0		0- 0	HOME		0- 3		7- 4	
3- 11		0- 0		0- 0	AWAY		0- 2		3- 9	
2- 1		0- 0		0- 0	NEUTRAL		0- 1		2- 0	
4- 7		0- 0		0- 0	NON-CONFERENCE		0- 1		4- 6	
3- 2		0- 0		0- 0	HOME		0- 1		3- 1	
0- 5		0- 0		0- 0	AWAY		0- 0		0- 5	
1- 0		0- 0		0- 0	NEUTRAL		0- 0		1- 0	
8- 12		0- 0		0- 0	CONFERENCE		0- 5		8- 7	
4- 5		0- 0		0- 0	HOME		0- 2		4- 3	
3- 6		0- 0		0- 0	AWAY		0- 2		3- 4	
1- 1		0- 0		0- 0	NEUTRAL		0- 1		1- 0	
<hr/>										
RPI 1-25		RPI 26-50		RPI 51-100		RPI 101+		Team's RPI: 229		
RPI S	Opponent	Score	RPI S	Opponent	Score	RPI S	Opponent	Score	RPI S	Opponent
						78 H	Illinois	41 57	108 A	SMU
						85 A	Illinois St.	47 55	113 A	Indiana St.
						85 H	Illinois St.	66 75	113 H	Indiana St.
						85 N	Illinois St.	60 75	115 H	Northern Ill.
						92 A	Southern Ill.	50 55	117 A	UNI
						92 H	Southern Ill.	40 64	117 H	UNI
									131 A	Evansville
									131 H	Evansville
									168 A	Drake
									168 H	Drake
									173 A	Valparaiso
									174 A	Butler
									187 A	Ill.-Chicago
									191 A	Creighton
									191 H	Creighton
									254 A	Wisconsin St.
									254 H	Wisconsin St.
									259 A	Eastern Ill.
									260 A	Missouri St.
									260 H	Missouri St.
									260 N	Missouri St.
									292 H	Chicago St.
									300 H	Western Ill.
									308 H	Loyola (Ill.)
									314 N	San Jose St.
<hr/>										
LAST 10 Division I GAMES:										
						85 N	Illinois St.	60 75	254 H	Wisconsin St.
						260 N	Missouri St.	65 56	260 H	Missouri St.
						117 H	UNI	55 64	131 A	Evansville
						113 A	Indiana St.	50 86	92 A	Southern Ill.
						85 H	Illinois St.	66 75	168 H	Drake

Bradley

Bradley

Non-Div l Games:

Bradley

■ Loss, ■ Non-Conf, S Site, H Home A Away N Neutral

Average RPI Win:		154	WON-LOST		WINNING	LAST 10	STRENGTH OF		OPP. STRENGTH	TEAM	ADJ.	CONF.	ADJ CONF.	
Average RPI Loss:		70	RECORD		PCT. RANK	GAMES	SCHEDULE		OF SCHEDULE	RPI	RPI	RPI	RPI	
DIV. I ONLY		23- 10	58		6- 4		57		98		43	42	7	7
DIV. I NON-CONF.		9- 5	93		0- 1		32		128		46	45	7	7
TOTALS		RPI 1-25	RPI 26-50		W-L RECORDS		RPI 51-100		RPI 100+					
23- 10		1- 1	3- 3		OVERALL		4- 4		15- 2					
12- 1		0- 0	1- 1		HOME		3- 0		8- 0					
10- 7		1- 1	2- 0		AWAY		0- 4		7- 2					
1- 2		0- 0	0- 2		NEUTRAL		1- 0		0- 0					
9- 5		1- 1	0- 1		NON-CONFERENCE		1- 2		7- 1					
5- 0		0- 0	0- 0		HOME		1- 0		4- 0					
4- 4		1- 1	0- 0		AWAY		0- 2		3- 1					
0- 1		0- 0	0- 1		NEUTRAL		0- 0		0- 0					
14- 5		0- 0	3- 2		CONFERENCE		3- 2		8- 1					
7- 1		0- 0	1- 1		HOME		2- 0		4- 0					
6- 3		0- 0	2- 0		AWAY		0- 2		4- 1					
1- 1		0- 0	0- 1		NEUTRAL		1- 0		0- 0					
RPI 1-25		RPI 26-50		Team's RPI: 42		RPI 51-100		RPI 101+						
RPI S	Opponent	Score	RPI S	Opponent	Score	RPI S	Opponent	Score	RPI S	Opponent	Score			
16 A	Stanford	55 52	33 N	Loui sville	54 80	54 A	Hartford	43 60	122 A	Fresno St.	51 61			
18 A	Bayl or	58 84	43 A	New Mexi co	63 59	61 A	TCU	48 62	149 H	Idaho St.	73 50			
			43 H	New Mexi co	75 80	61 H	TCU	69 65	154 A	UNLV	71 76			
			43 N	New Mexi co	49 63	79 A	Utah	54 64	154 H	UNLV	64 59			
			47 A	Wyomi ng	69 62	79 H	Utah	59 55	162 A	San Di ego St.	54 49			
			47 H	Wyomi ng	55 52	79 N	Utah	55 49	162 H	San Di ego St.	65 41			
						93 A	Oregon	61 70	166 A	Harvard	66 51			
						97 H	UC Ri versi de	66 57	176 H	Santa Cla ra	77 63			
									179 H	Weber St.	79 42			
									199 A	Utah Valley St.	71 57			
									214 H	Cal St. Northridge	55 48			
									217 A	New Mexi co St.	60 43			
									251 A	Ai r Force	59 46			
									251 A	Ai r Force	72 40			
									251 H	Ai r Force	70 40			
									268 A	Col orado St.	67 50			
									268 H	Col orado St.	69 56			
LAST 10 Division I GAMES:														
			33 N	Loui sville	54 80	79 H	Utah	59 55						
			43 N	New Mexi co	49 63	162 H	San Di ego St.	65 41						
			79 N	Utah	55 49	154 A	UNLV	71 76						
			251 A	Ai r Force	72 40	268 A	Col orado St.	67 50						
			61 A	TCU	48 62	47 A	Wyomi ng	69 62						

Average RPI Win: 237										WON-LOST RECORD		WINNING PCT. RANK		LAST 10 GAMES		STRENGTH OF SCHEDULE		OPP. STRENGTH OF SCHEDULE		TEAM RPI		ADJ. RPI		CONF. RPI		ADJ CONF. RPI																														
DIV. I ONLY										5- 23		316		2- 8		232		258		301		299		27		27																														
DIV. I NON-CONF.										2- 12		307		0- 0		136		162		271		270		25		25																														
TOTALS										RPI 1-25		RPI 26-50		W-L RECORDS		RPI 51-100				RPI 100+																																				
5- 23										0- 1		0- 2		OVERALL		0- 0				5- 20																																				
4- 9										0- 0		0- 1		HOME		0- 0				4- 8																																				
1- 12										0- 0		0- 1		AWAY		0- 0				1- 11																																				
0- 2										0- 1		0- 0		NEUTRAL		0- 0				0- 1																																				
2- 12										0- 1		0- 2		NON-CONFERENCE		0- 0				2- 9																																				
2- 4										0- 0		0- 1		HOME		0- 0				2- 3																																				
0- 6										0- 0		0- 1		AWAY		0- 0				0- 5																																				
0- 2										0- 1		0- 0		NEUTRAL		0- 0				0- 1																																				
3- 11										0- 0		0- 0		CONFERENCE		0- 0				3- 11																																				
2- 5										0- 0		0- 0		HOME		0- 0				2- 5																																				
1- 6										0- 0		0- 0		AWAY		0- 0				1- 6																																				
0- 0										0- 0		0- 0		NEUTRAL		0- 0				0- 0																																				
RPI 1-25										RPI 26-50										RPI 51-100										RPI 101+ Team's RPI : 299																										
RPI S	Opponent									Score									RPI S	Opponent									Score									RPI S	Opponent									Score								
9 N	Georgi a									69 82									30 A	Temple									37 71									119 H	Sacred Heart									70 63								
																			36 H	Mari st									53 71									148 N	St. John' s (N.Y.)									49 73								
																																						153 H	Army									59 75								
																																						159 A	Boston U.									59 60								
																																						160 A	Provi dence									53 62								
																																						162 A	San Di ego St.									52 63								
																																						166 A	Harvard									41 67								
																																						166 H	Harvard									42 73								
																																						171 A	Mai ne									51 62								
																																						190 A	Dartmouth									53 75								
																																						190 H	Dartmouth									44 61								
																																						218 H	Fai rfi el d									65 75								
																																						227 A	George Mason									50 73								
																																						238 A	Yal e									49 69								
																																						238 H	Yal e									67 60								
																																						240 A	Penn									57 66								
																																						240 H	Penn									56 72								
																																						246 H	Rhode Isl and									66 62								
																																						261 H	UC Davi s									63 72								
																																						270 A	Pri nceton									51 69								
																																						270 H	Pri nceton									49 55								
																																						276 A	Cornel l									36 41								
																																						276 H	Cornel l									59 68								
																																						290 A	Col umbi a									72 69								
																																						290 H	Col umbi a									57 54								
										LAST 10 Divi sion I GAMES:																																														
	240 H Penn									56 72										166 A Harvard									41 67										290 H Col umbi a									57 54								
	270 H Pri nceton									49 55										276 H Cornel l									59 68										270 A Pri nceton									51 69								
	276 A Cornel l									36 41										240 A Penn									57 66																											
	290 A Col umbi a									72 69																																														
	190 A Dartmouth									53 75																																														

Non-Div l Games:

Brown

Loss, Non-Conf, S Site, H Home A Away N Neutral

Backnet I				Through Games Of 2007 Final						
Average RPI Win:	244	WON-LOST RECORD	WINNING PCT. RANK	LAST 10 GAMES	STRENGTH OF SCHEDULE	OPP. STRENGTH OF SCHEDULE	TEAM RPI	ADJ. RPI	CONF. RPI	ADJ CONF. RPI
DIV. I ONLY	20- 11	73	7- 3		201	278	124	130	24	25
DIV. I NON-CONF.	8- 8	146	0- 1		93	204	128	129	26	26
<hr/>										
TOTALS	RPI 1-25		RPI 26-50		W-L RECORDS		RPI 51-100		RPI 100+	
20- 11	0- 1		0- 1		OVERALL		0- 3		20- 6	
11- 3	0- 0		0- 1		HOME		0- 0		11- 2	
8- 6	0- 1		0- 0		AWAY		0- 3		8- 2	
1- 2	0- 0		0- 0		NEUTRAL		0- 0		1- 2	
<hr/>										
8- 8	0- 1		0- 1		NON-CONFERENCE		0- 3		8- 3	
4- 3	0- 0		0- 1		HOME		0- 0		4- 2	
3- 4	0- 1		0- 0		AWAY		0- 3		3- 0	
1- 1	0- 0		0- 0		NEUTRAL		0- 0		1- 1	
<hr/>										
12- 3	0- 0		0- 0		CONFERENCE		0- 0		12- 3	
7- 0	0- 0		0- 0		HOME		0- 0		7- 0	
5- 2	0- 0		0- 0		AWAY		0- 0		5- 2	
0- 1	0- 0		0- 0		NEUTRAL		0- 0		0- 1	
<hr/>										
RPI 1-25		RPI 26-50			RPI 51-100		Team's RPI : 130			
RPI S	Opponent	Score	RPI S	Opponent	Score	RPI S	Opponent	Score		
19	A Mi chi gan St.	51 68	36	H Mari st	38 57	54	A Hartford	54 70	123	N Ri chmond 40 58
						77	A Coppin St.	50 64	136	H lona 44 45
						80	A St. Joseph's	56 63	153	A Army 57 61
									153	H Army 59 55
									157	A Del aware St. 53 42
									175	H St. Bonaventure 54 48
									180	H Hampton 85 77
									209	N Monmouth 67 53
									223	A Hol y Cross 63 50
									223	H Hol y Cross 63 37
									228	H Bi nghamton 65 64
									231	A Si ena 79 67
									235	H Buffal o 51 69
									263	A Navy 76 66
									263	H Navy 67 47
									271	A Lehi gh 63 53
									271	H Lehi gh 64 37
									273	A Ameri can 70 57
									273	H Ameri can 70 62
									276	H Cornel l 73 59
									290	A Col umbi a 71 53
									298	A Col gate 74 48
									298	H Col gate 64 32
									298	N Col gate 62 69
									322	A Lafayette 63 68
									322	H Lafayette 53 39
<hr/>										
LAST 10 Division I GAMES:										

Bucknell

Bucknell

Non-Div l Games:

Bucknel I

■ Loss, ■ Non-Conf, S Site, H Home A Away N Neutral

[illegible]

Buffalo

Buffalo

Non-Div l Games:

Buffal o

■ Loss, ■ Non-Conf, S Site, H Home A Away N Neutral

Average RPI Win: 277		WON-LOST	WINNING	LAST 10	STRENGTH OF	OPP. STRENGTH	TEAM	ADJ.	CONF.	ADJ CONF.
Average RPI Loss: 118		RECORD	PCT. RANK	GAMES	SCHEDULE	OF SCHEDULE	RPI	RPI	RPI	RPI
DIV. I ONLY	16- 15	160	7- 3	206	275	176	174	25	24	
DIV. I NON-CONF.	3- 9	275	0- 0	103	146	215	212	23	23	
TOTALS	RPI 1-25	RPI 26-50	W-L RECORDS	RPI 51-100	RPI 100+					
16- 15	0- 1	0- 5	OVERALL	0- 2	16- 7					
9- 4	0- 1	0- 2	HOME	0- 0	9- 1					
6- 9	0- 0	0- 3	AWAY	0- 1	6- 5					
1- 2	0- 0	0- 0	NEUTRAL	0- 1	1- 1					
3- 9	0- 1	0- 2	NON-CONFERENCE	0- 2	3- 4					
2- 2	0- 1	0- 1	HOME	0- 0	2- 0					
1- 5	0- 0	0- 1	AWAY	0- 1	1- 3					
0- 2	0- 0	0- 0	NEUTRAL	0- 1	0- 1					
13- 6	0- 0	0- 3	CONFERENCE	0- 0	13- 3					
7- 2	0- 0	0- 1	HOME	0- 0	7- 1					
5- 4	0- 0	0- 2	AWAY	0- 0	5- 2					
1- 0	0- 0	0- 0	NEUTRAL	0- 0	1- 0					
RPI S Opponent Score	RPI 1-25	RPI S Opponent Score	RPI 26-50	RPI S Opponent Score	RPI 51-100	RPI S Opponent Score	RPI 101+	Team's RPI: 174		
6 H Purdue 38 81		33 A Louisville 77 80		78 A Illinois 47 65		110 A Ohio 53 84				
		44 A Wis. -Green Bay 70 84		97 N UC Riverside 53 65		131 A Evansville 68 80				
		44 A Wis. -Green Bay 64 91				187 A Ill. -Chicago 70 76				
		44 H Wis. -Green Bay 64 81				187 H Ill. -Chicago 64 70				
		50 H Ball St. 65 97				187 N Ill. -Chicago 88 83				
						216 A Wis. -Milwaukee 74 59				
						216 H Wis. -Milwaukee 81 74				
						221 A I PFW 75 82				
						229 H Bradley 85 73				
						248 H IUPUI 58 53				
						251 N Air Force 61 62				
						282 A Wright St. 71 76				
						282 H Wright St. 68 56				
						296 A Detroit 59 51				
						296 H Detroit 77 64				
						304 A Cleveland St. 66 57				
						304 H Cleveland St. 83 79				
						305 A Youngstown St. 80 56				
						305 H Youngstown St. 59 45				
						305 H Youngstown St. 77 60				
						308 A Loyola (Ill.) 71 67				
						308 H Loyola (Ill.) 79 73				
						318 A Tennessee St. 85 57				
		LAST 10 Division I GAMES:								
		44 A Wis. -Green Bay 64 91		44 A Wis. -Green Bay 70 84						
		187 N Ill. -Chicago 88 83		216 A Wis. -Milwaukee 74 59						
		305 H Youngstown St. 77 60		296 H Detroit 77 64						
		304 H Cleveland St. 83 79		187 A Ill. -Chicago 70 76						
		305 H Youngstown St. 59 45		308 A Loyola (Ill.) 71 67						

Butler

Butler

Non-Div I Games:

Butler

Loss,
Non-Conf, S Site,
H Home
A Away
N Neutral

Average RPI Win: 238		WON-LOST RECORD	WINNING PCT. RANK	LAST 10 GAMES	STRENGTH OF SCHEDULE	OPP. STRENGTH OF SCHEDULE	TEAM RPI	ADJ. RPI	CONF. RPI	ADJ CONF. RPI
Average RPI Loss: 181										
DIV. I ONLY		14- 14	164	8- 2	300	245	230	230	23	23
DIV. I NON-CONF.		5- 8	223	1- 0	265	268	256	258	18	18
TOTALS		RPI 1-25	RPI 26-50	W-L RECORDS	RPI 51-100	RPI 100+				
14- 14		0- 0	0- 0	OVERALL	1- 2	13- 12				
9- 3		0- 0	0- 0	HOME	1- 1	8- 2				
5- 8		0- 0	0- 0	AWAY	0- 1	5- 7				
0- 3		0- 0	0- 0	NEUTRAL	0- 0	0- 3				
5- 8		0- 0	0- 0	NON-CONFERENCE	0- 1	5- 7				
4- 1		0- 0	0- 0	HOME	0- 1	4- 0				
1- 5		0- 0	0- 0	AWAY	0- 0	1- 5				
0- 2		0- 0	0- 0	NEUTRAL	0- 0	0- 2				
9- 6		0- 0	0- 0	CONFERENCE	1- 1	8- 5				
5- 2		0- 0	0- 0	HOME	1- 0	4- 2				
4- 3		0- 0	0- 0	AWAY	0- 1	4- 2				
0- 1		0- 0	0- 0	NEUTRAL	0- 0	0- 1				
RPI 1-25		RPI 26-50		RPI 51-100		RPI 101+		Team's RPI : 230		
RPI S	Opponent	Score	RPI S	Opponent	Score	RPI S	Opponent	Score		
						96	H Loyol a Marymount	62 64	102	A San Di ego
						97	A UC Ri versi de	65 75	109	A UC Santa Barb.
						97	H UC Ri versi de	64 58	109	H UC Santa Barb.
									162	A San Di ego St.
									170	A Nevada
									176	A Santa Clara
									189	N St. Mary' s (Cal .)
									193	N Southern Mi ss.
									207	H San Franci sco
									208	A Cal St. Fullerton
									208	H Cal St. Fullerton
									214	A Cal St. Northridge
									214	H Cal St. Northridge
									222	H Oregon St.
									258	A Portland
									261	A UC Davi s
									261	H UC Davi s
									267	A Long Beach St.
									267	H Long Beach St.
									267	N Long Beach St.
									288	A UC Irvine
									288	H UC Irvine
									313	A Paci fi c
									313	H Paci fi c
									314	H San Jose St.
		LAST 10 Division I GAMES:								
			267	N Long Beach St.	67 70	109	A UC Santa Barb.	71 68		
			313	A Paci fi c	72 58	288	A UC Irvine	65 62		
			214	A Cal St. Northridge	60 67	267	A Long Beach St.	67 56		
			208	H Cal St. Fullerton	75 64	261	H UC Davi s	69 60		
			97	H UC Ri versi de	64 58	214	H Cal St. Northridge	78 72		

Non-Div I Games:

Cal Poly

Loss,
Non-Conf, S Site,
H Home
A Away
N Neutral

Average RPI Win:	244	WON-LOST	WINNING	LAST 10	STRENGTH OF	OPP. STRENGTH	TEAM	ADJ.	CONF.	ADJ CONF.
Average RPI Loss:	139	RECORD	PCT. RANK	GAMES	SCHEDULE	OF SCHEDULE	RPI	RPI	RPI	RPI

DIV. I ONLY	16- 15	160	6- 4	262	207	204	208	23	23
DIV. I NON-CONF.	7- 7	146	1- 0	201	160	171	180	18	18

TOTALS	RPI 1-25	RPI 26-50	W-L RECORDS	RPI 51-100	RPI 100+
16- 15	0- 1	0- 1	OVERALL	1- 3	15- 10
10- 3	0- 0	0- 0	HOME	1- 1	9- 2
4- 10	0- 1	0- 1	AWAY	0- 1	4- 7
2- 2	0- 0	0- 0	NEUTRAL	0- 1	2- 1
7- 7	0- 1	0- 1	NON-CONFERENCE	1- 1	6- 4
5- 1	0- 0	0- 0	HOME	1- 0	4- 1
2- 5	0- 1	0- 1	AWAY	0- 0	2- 3
0- 1	0- 0	0- 0	NEUTRAL	0- 1	0- 0
9- 8	0- 0	0- 0	CONFERENCE	0- 2	9- 6
5- 2	0- 0	0- 0	HOME	0- 1	5- 1
2- 5	0- 0	0- 0	AWAY	0- 1	2- 4
2- 1	0- 0	0- 0	NEUTRAL	0- 0	2- 1

RPI S	Opponent	Score	RPI S	Opponent	Score	RPI S	Opponent	Score	RPI S	Opponent	Score
25	A Iowa St.	62 85	40	A Nebraska	62 76	64	N Texas-Arlington	42 61	102	A San Diego	36 47
						95	H Colorado	89 77	106	H UCLA	74 84
						97	A UC Riverside	48 64	109	A UC Santa Barb.	64 70
						97	H UC Riverside	73 80	109	H UC Santa Barb.	71 73
									109	N UC Santa Barb.	52 57
									122	H Fresno St.	61 56
									168	A Drake	43 58
									207	H San Francisco	72 69
									214	A Cal St. Northridge	78 73
									214	H Cal St. Northridge	86 79
									214	N Cal St. Northridge	75 65
									230	A Cal Poly	64 75
									230	H Cal Poly	64 49
									243	A Montana St.	63 86
									261	A UC Davis	60 51
									261	H UC Davis	62 53
									267	A Long Beach St.	59 73
									267	H Long Beach St.	68 57
									288	A UC Irvine	77 59
									288	H UC Irvine	76 62
									310	H Northern Colo.	75 63
									313	A Pacific	53 61
									313	H Pacific	75 69
									313	N Pacific	69 58
									314	A San Jose St.	69 52
LAST 10 Division I GAMES:											
			109	N UC Santa Barb.	52 57	109	A UC Santa Barb.	64 70			
			214	N Cal St. Northridge	75 65	267	A Long Beach St.	59 73			
			313	N Pacific	69 58	288	A UC Irvine	77 59			
			261	H UC Davis	62 53	214	H Cal St. Northridge	86 79			
			230	A Cal Poly	64 75	313	H Pacific	75 69			

Non-Div I Games: Cal St. Bakersfield 69

Cal St. Fullerton

Loss, Non-Conf, S Site, H Home A Away N Neutral

Average RPI Win:		244	WON-LOST RECORD		WINNING PCT. RANK	LAST 10 GAMES		STRENGTH OF SCHEDULE		OPP. STRENGTH OF SCHEDULE	TEAM RPI	ADJ. RPI	CONF. RPI	ADJ CONF. RPI
Average RPI Loss:		138												
DIV. I ONLY		13- 16			187	4- 6		236		199	217	214	23	23
DIV. I NON-CONF.		4- 10			265	0- 1		169		137	232	230	18	18
<hr/>														
TOTALS		RPI 1-25			RPI 26-50	W-L RECORDS		RPI 51-100				RPI 100+		
13- 16		0- 1			0- 1	OVERALL		1- 3				12- 11		
8- 7		0- 1			0- 0	HOME		1- 1				7- 5		
5- 7		0- 0			0- 1	AWAY		0- 2				5- 4		
0- 2		0- 0			0- 0	NEUTRAL		0- 0				0- 2		
4- 10		0- 1			0- 1	NON-CONFERENCE		0- 2				4- 6		
3- 5		0- 1			0- 0	HOME		0- 1				3- 3		
1- 4		0- 0			0- 1	AWAY		0- 1				1- 2		
0- 1		0- 0			0- 0	NEUTRAL		0- 0				0- 1		
9- 6		0- 0			0- 0	CONFERENCE		1- 1				8- 5		
5- 2		0- 0			0- 0	HOME		1- 0				4- 2		
4- 3		0- 0			0- 0	AWAY		0- 1				4- 2		
0- 1		0- 0			0- 0	NEUTRAL		0- 0				0- 1		
<hr/>														
RPI 1-25				RPI 26-50				RPI 51-100				RPI 101+ Team's RPI: 214		
RPI S	Opponent	Score		RPI S	Opponent	Score		RPI S	Opponent	Score		RPI S	Opponent	Score
19	H Mi chi gan St.	69	73	42	A Bri gham Young	48	55	60	H Montana	73	87	102	H San Di ego	77 95
								95	A Col orado	64	80	109	A UC Santa Barb.	66 64
								97	A UC Ri versi de	70	81	109	H UC Santa Barb.	79 90
								97	H UC Ri versi de	69	60	112	N Al abama	56 75
												134	H Pepperdi ne	66 84
												137	H Hawai i	61 72
												176	H Santa Cl ara	79 67
												189	A St. Mary's (Cal .)	91 100
												208	A Cal St. Fullerton	79 86
												208	H Cal St. Fullerton	73 78
												208	N Cal St. Fullerton	65 75
												230	A Cal Poly	72 78
												230	H Cal Poly	67 60
												252	H Portland St.	77 67
												261	A UC Davi s	68 69
												261	H UC Davi s	73 62
												267	A Long Beach St.	73 63
												267	H Long Beach St.	74 60
												288	A UC Irvi ne	76 60
												288	H UC Irvi ne	80 63
												313	A Paci fi c	72 51
												313	H Paci fi c	72 50
												314	A San Jose St.	66 63
<hr/>														
LAST 10 Div sion I GAMES:														
				208	N Cal St. Fullerton	65	75	208	A Cal St. Fullerton	79	86			
				109	H UC Santa Barb.	79	90	97	A UC Ri versi de	70	81			
				230	H Cal Poly	67	60	288	H UC Irvi ne	80	63			
				313	A Paci fi c	72	51	267	H Long Beach St.	74	60			
				261	A UC Davi s	68	69	230	A Cal Poly	72	78			

Non-Di v I Games:

Cal St. Northridge

Loss,
Non-Conf, S Site,
H Home
A Away
N Neutral

Average RPI Win:	136	WON-LOST	WINNING	LAST 10	STRENGTH OF	OPP. STRENGTH	TEAM	ADJ.	CONF.	ADJ CONF.
Average RPI Loss:	39	RECORD	PCT. RANK	GAMES	SCHEDULE	OF SCHEDULE	RPI	RPI	RPI	RPI

DIV. I ONLY	23- 9	48	6- 4	71	51	34	35	6	6
DIV. I NON-CONF.	10- 2	25	0- 1	87	42	26	26	6	6

TOTALS	RPI 1-25	RPI 26-50	W-L RECORDS	RPI 51-100	RPI 100+
23- 9	1- 5	0- 1	OVERALL	8- 2	14- 1
12- 3	0- 2	0- 0	HOME	4- 1	8- 0
8- 4	1- 2	0- 0	AWAY	2- 1	5- 1
3- 2	0- 1	0- 1	NEUTRAL	2- 0	1- 0
10- 2	0- 1	0- 1	NON-CONFERENCE	3- 0	7- 0
6- 0	0- 0	0- 0	HOME	2- 0	4- 0
2- 1	0- 1	0- 0	AWAY	0- 0	2- 0
2- 1	0- 0	0- 1	NEUTRAL	1- 0	1- 0
13- 7	1- 4	0- 0	CONFERENCE	5- 2	7- 1
6- 3	0- 2	0- 0	HOME	2- 1	4- 0
6- 3	1- 1	0- 0	AWAY	2- 1	3- 1
1- 1	0- 1	0- 0	NEUTRAL	1- 0	0- 0

RPI 1-25				RPI 26-50				Team's RPI: 35				RPI 51-100				RPI 101+			
RPI	S	Opponent	Score	RPI	S	Opponent	Score	RPI	S	Opponent	Score	RPI	S	Opponent	Score	RPI	S	Opponent	Score
11	A	Vanderbi l t	55 67	29	N	Notre Dame	59 62	51	A	Washi ngton	72 49	106	A	UCLA	68 77				
14	A	Ari zona St.	54 66					51	H	Washi ngton	76 79	106	H	UCLA	88 69				
14	H	Ari zona St.	58 74					75	A	Southern	62 53	116	N	Fl ori da	88 60				
14	N	Ari zona St.	53 60							Cal i f o r n i a		118	A	Kansas	73 65				
16	A	Stanford	72 57					75	H	Southern	86 79	122	H	Fresno St.	77 62				
16	H	Stanford	44 69							Cal i f o r n i a		126	A	Ari zona	84 64				
								76	H	Arkansas St.	81 62	126	H	Ari zona	65 48				
								93	A	Oregon	42 62	134	A	Pepperdi ne	72 54				
								93	H	Oregon	65 56	166	H	Harvard	96 54				
								93	N	Oregon	63 51	189	H	St. Mary' s (Cal .)	71 56				
								97	H	UC Ri versi de	58 51	222	A	Oregon St.	67 61				
								99	N	Bel mont	69 52	222	H	Oregon St.	63 57				
												246	H	Rhode Isl and	65 53				
												280	A	Washi ngton St.	55 48				
												280	H	Washi ngton St.	72 45				
LAST 10 Div								sion I GAMES:											
29	N	Notre Dame	59 62	222	A	Oregon St.	67 61	93	A	Oregon	42 62								
14	N	Ari zona St.	53 60	280	H	Washing ton St.	72 45	51	H	Washi ngton	76 79								
93	N	Oregon	63 51	16	A	Stanford	72 57												
106	H	UCLA	88 69																
75	H	Southern Cal i f o r n i a	86 79																

Non-Di v I Games:

Cal i f o r n i a

Loss, Non-Conf, S Site, H Home A Away N Neutral

Average RPI Win: 279		WON-LOST RECORD	WINNING PCT. RANK	LAST 10 GAMES	STRENGTH OF SCHEDULE	OPP. STRENGTH OF SCHEDULE	TEAM RPI	ADJ. RPI	CONF. RPI	ADJ CONF. RPI
DIV. I ONLY		8- 21	279	3- 7	311	318	309	309	29	29
DIV. I NON-CONF.		2- 12	307	0- 2	311	314	331	330	30	30
TOTALS		RPI 1-25	RPI 26-50	W-L RECORDS	RPI 51-100	RPI 100+				
8- 21		0- 0	0- 0	OVERALL	0- 3	8- 18				
5- 8		0- 0	0- 0	HOME	0- 2	5- 6				
3- 11		0- 0	0- 0	AWAY	0- 1	3- 10				
0- 2		0- 0	0- 0	NEUTRAL	0- 0	0- 2				
2- 12		0- 0	0- 0	NON-CONFERENCE	0- 1	2- 11				
1- 5		0- 0	0- 0	HOME	0- 1	1- 4				
1- 6		0- 0	0- 0	AWAY	0- 0	1- 6				
0- 1		0- 0	0- 0	NEUTRAL	0- 0	0- 1				
6- 9		0- 0	0- 0	CONFERENCE	0- 2	6- 7				
4- 3		0- 0	0- 0	HOME	0- 1	4- 2				
2- 5		0- 0	0- 0	AWAY	0- 1	2- 4				
0- 1		0- 0	0- 0	NEUTRAL	0- 0	0- 1				
RPI 1-25		RPI 26-50		RPI 51-100		RPI 101+		Team's RPI : 309		
RPI S	Opponent	Score	RPI S	Opponent	Score	RPI S	Opponent	Score	RPI S	Opponent
						87 H	UNC Greensboro	68 84	125 A	East Tenn. St.
						99 A	Bel mont	34 57	125 H	East Tenn. St.
						99 H	Bel mont	54 61	141 H	UNC Asheville
									152 H	High Point
									152 N	High Point
									188 A	Jacksonville
									188 H	Jacksonville
									201 A	Coastal Caro.
									233 A	Fla. Atlantic
									234 A	UNC Wilming ton
									242 A	El on
									242 H	El on
									269 A	Gardner-Webb
									269 H	Gardner-Webb
									269 N	Gardner-Webb
									283 A	Kennesaw St.
									283 H	Kennesaw St.
									289 A	Longwood
									306 A	Li pscomb
									306 H	Li pscomb
									323 A	Stetson
									323 H	Stetson
									324 A	North Fla.
									324 H	North Fla.
									327 A	Mercer
									327 H	Mercer
LAST 10 Division I GAMES:						327 H	Mercer	58 53		
						269 N	Gardner-Webb	47 67	125 A	East Tenn. St.
						269 A	Gardner-Webb	53 68	283 A	Kennesaw St.
						306 A	Li pscomb	80 68	188 H	Jacksonville
						99 A	Bel mont	34 57	324 H	North Fla.
						323 H	Stetson	78 60		

Campbell

Non-Div I Games:

Campbell

Loss,
Non-Conf, S Site,
H Home
A Away
N Neutral

Average RPI Win: 237		WON-LOST RECORD		WINNING PCT. RANK		LAST 10 GAMES		STRENGTH OF SCHEDULE		OPP. STRENGTH OF SCHEDULE		TEAM RPI		ADJ. RPI		CONF. RPI		ADJ CONF. RPI	
DIV. I ONLY		16- 14		151		5- 5		273		242		209		213		18		18	
DIV. I NON-CONF.		8- 3		52		0- 0		312		280		166		167		19		19	
TOTALS		RPI 1-25		RPI 26-50		W-L RECORDS		RPI 51-100		RPI 100+									
16- 14		0- 0		0- 2		OVERALL		0- 1		16- 11									
8- 6		0- 0		0- 1		HOME		0- 0		8- 5									
7- 7		0- 0		0- 1		AWAY		0- 1		7- 5									
1- 1		0- 0		0- 0		NEUTRAL		0- 0		1- 1									
8- 3		0- 0		0- 0		NON-CONFERENCE		0- 1		8- 2									
4- 1		0- 0		0- 0		HOME		0- 0		4- 1									
3- 2		0- 0		0- 0		AWAY		0- 1		3- 1									
1- 0		0- 0		0- 0		NEUTRAL		0- 0		1- 0									
8- 11		0- 0		0- 2		CONFERENCE		0- 0		8- 9									
4- 5		0- 0		0- 1		HOME		0- 0		4- 4									
4- 5		0- 0		0- 1		AWAY		0- 0		4- 4									
0- 1		0- 0		0- 0		NEUTRAL		0- 0		0- 1									
RPI 1-25		RPI 26-50		RPI 51-100		RPI 101+		Team's RPI : 213											
RPI S	Opponent	Score	RPI S	Opponent	Score	RPI S	Opponent	Score	RPI S	Opponent	Score								
36	A Mari st	50 66	36	H Mari st	54 63	60	A Montana	46 83	136	A lona	56 72								
									136	H lona	63 66								
									144	A Loyol a (Md.)	63 59								
									144	H Loyol a (Md.)	61 53								
									144	N Loyol a (Md.)	60 63								
									159	A Boston U.	70 64								
									175	H St. Bonaventure	44 69								
									218	A Fai rfi el d	74 64								
									218	H Fai rfi el d	66 76								
									219	A Syracuse	56 43								
									226	A St. Peter's	71 61								
									226	H St. Peter's	90 70								
									228	H Bi nghamton	62 50								
									231	A Si ena	54 64								
									231	H Si ena	58 59								
									235	H Buffal o	74 58								
									236	A Manhattan	55 56								
									236	H Manhattan	56 52								
									244	A Ni agara	59 62								
									244	H Ni agara	62 68								
									257	A Northeastern	68 62								
									282	H Wri ght St.	66 46								
									286	H Md. -East. Shore	48 44								
									298	A Col gate	57 62								
									307	N Idaho	66 61								
									316	A Ri der	61 47								
									316	H Ri der	88 60								
				LAST 10 Div		si on I GAMES:													
						144	N Loyol a (Md.)	60 63	218	A Fai rfi el d	74 64								
						244	H Ni agara	62 68	36	A Mari st	50 66								
						144	A Loyol a (Md.)	63 59	231	H Si ena	58 59								
						226	H St. Peter's	90 70	144	H Loyol a (Md.)	61 53								
						236	H Manhattan	56 52	136	A lona	56 72								

Non-Div l Games:

Cani si us

Loss, Non-Conf, S Site, H Home A Away N Neutral

CENTENNIAL (Ed.)				THROUGH GAMES OF 2007 FINAL							
Average RPI Win: 311		WON-LOST RECORD	WINNING PCT. RANK	LAST 10 GAMES	STRENGTH OF SCHEDULE	OPP. STRENGTH OF SCHEDULE	TEAM RPI	ADJ. RPI	CONF. RPI	ADJ. CONF. RPI	
DIV. I ONLY		5- 25	319	1- 9	328	334	332	333	30	30	
DIV. I NON-CONF.		4- 11	274	0- 0	329	330	326	326	31	31	
TOTALS		RPI 1-25	RPI 26-50	W-L RECORDS	RPI 51-100	RPI 100+					
5- 25		0- 0	0- 0	OVERALL	0- 0	5- 25					
4- 10		0- 0	0- 0	HOME	0- 0	4- 10					
1- 13		0- 0	0- 0	AWAY	0- 0	1- 13					
0- 2		0- 0	0- 0	NEUTRAL	0- 0	0- 2					
4- 11		0- 0	0- 0	NON-CONFERENCE	0- 0	4- 11					
3- 4		0- 0	0- 0	HOME	0- 0	3- 4					
1- 6		0- 0	0- 0	AWAY	0- 0	1- 6					
0- 1		0- 0	0- 0	NEUTRAL	0- 0	0- 1					
1- 14		0- 0	0- 0	CONFERENCE	0- 0	1- 14					
1- 6		0- 0	0- 0	HOME	0- 0	1- 6					
0- 7		0- 0	0- 0	AWAY	0- 0	0- 7					
0- 1		0- 0	0- 0	NEUTRAL	0- 0	0- 1					
RPI 1-25		RPI 26-50		RPI 51-100		RPI 101+		Team's RPI: 333			
RPI S	Opponent	Score	RPI S	Opponent	Score	RPI S	Opponent	Score			
						127	A Stephen F. Austin	48	85		
						145	A Oakl and	53	73		
						145	H Oakl and	61	73		
						145	N Oakl and	51	82		
						169	A Oral Roberts	58	87		
						169	H Oral Roberts	61	86		
						173	A Val parai so	44	84		
						173	H Val parai so	43	69		
						182	H La. -Monroe	71	74		
						192	A Jackson St.	48	73		
						193	A Southern Mi ss.	61	73		
						200	N Samford	36	60		
						248	A IUPUI	55	73		
						248	H IUPUI	55	67		
						262	H Tex. -Pan American	46	65		
						265	A New Orleans	63	83		
						274	H Southeastern La.	39	56		
						285	H Lamar	80	68		
						292	H Chi cago St.	61	75		
						295	A UMKC	57	64		
						295	H UMKC	47	63		
						300	A Western Ill.	32	60		
						300	H Western Ill.	58	67		
						302	A Southern Utah	53	63		
						302	H Southern Utah	72	67		
						311	A Bi rmi ngham-So.	43	77		
						315	H Ni choll is St.	79	66		
						317	A Northwestern St.	61	71		
						319	A Sam Houston St.	84	70		
		LAST 10 Division I GAMES:									
						145	N Oakl and	51	82		
						145	A Oakl and	53	73		
						248	A IUPUI	55	73		
						169	A Oral Roberts	58	87		
						302	H Southern Utah	72	67		
						295	H UMKC	47	63		
						300	A Western Ill.	32	60		
						173	A Val parai so	44	84		
						248	H IUPUI	55	67		
						145	H Oakl and	61	73		

Non-Div l Games:

Centenary (La.)

Loss, Non-Conf, S Site, H Home A Away N Neutral

RPI	S	Opponent	Score
334	H	McNeese St.	75 59

Centenary (La.)

Central Ark.														
Average RPI Win:		303	WON-LOST		RECORD	WINNING	LAST 10	STRENGTH OF		OPP. STRENGTH	TEAM	ADJ.	CONF.	ADJ. CONF.
Average RPI Loss:		187			PCT. RANK		GAMES	SCHEDULE		OF SCHEDULE	RPI	RPI	RPI	RPI
DIV. I ONLY		10- 14	211		6- 4		304		326		277	277	31	31
DIV. I NON-CONF.		10- 14	204		6- 4		274		327		264	271	28	28

TOTALS		RPI 1-25	RPI 26-50		W-L RECORDS		RPI 51-100		RPI 100+					
10- 14		0- 0	0- 1		OVERALL		0- 2		10- 11					
5- 5		0- 0	0- 0		HOME		0- 1		5- 4					
4- 9		0- 0	0- 1		AWAY		0- 1		4- 7					
1- 0		0- 0	0- 0		NEUTRAL		0- 0		1- 0					
10- 14		0- 0	0- 1		NON-CONFERENCE		0- 2		10- 11					
5- 5		0- 0	0- 0		HOME		0- 1		5- 4					
4- 9		0- 0	0- 1		AWAY		0- 1		4- 7					
1- 0		0- 0	0- 0		NEUTRAL		0- 0		1- 0					
0- 0		0- 0	0- 0		CONFERENCE		0- 0		0- 0					
0- 0		0- 0	0- 0		HOME		0- 0		0- 0					
0- 0		0- 0	0- 0		AWAY		0- 0		0- 0					
0- 0		0- 0	0- 0		NEUTRAL		0- 0		0- 0					

RPI 1-25		RPI 26-50		RPI 51-100		RPI 101+		Team's RPI: 277						
RPI S	Opponent	Score	RPI S	Opponent	Score	RPI S	Opponent	Score	RPI S	Opponent	Score			
27	A Mississippi	63 104	64	H Texas-Arlington	43 74	90	A Southeast Mo. St.	60 64	127	A Stephen F. Austin	54 64			
									169	A Oral Roberts	55 88			
									169	H Oral Roberts	59 93			
									195	A UTSA	59 66			
									196	A A&M-Corpus Christi	71 73			
									203	H Tenn. -Martin	69 79			
									205	H Texas St.	63 90			
									241	N Austin Peay	67 61			
									274	A Southeastern La.	50 55			
									274	H Southeastern La.	69 58			
									285	A Lamar	78 81			
									285	H Lamar	74 71			
									291	A Memphis	86 90			
									295	A UMKC	74 62			
									315	A Nicholls St.	74 72			
									315	H Nicholls St.	71 62			
									317	A Northwestern St.	74 60			
									317	H Northwestern St.	71 73			
									319	H Sam Houston St.	73 68			
									334	A McNeese St.	66 56			
									334	H McNeese St.	85 73			

LAST 10 Division I GAMES:														
317	A Northwestern St.	74 60	319	H Sam Houston St.	73 68									
315	H Nicholls St.	71 62	127	A Stephen F. Austin	54 64									
274	H Southeastern La.	69 58	317	H Northwestern St.	71 73									
334	A McNeese St.	66 56	315	A Nicholls St.	74 72									
285	A Lamar	78 81	274	A Southeastern La.	50 55									

Central Ark.

Central Ark.

Non-Di v I	Games:	Southern Ark.	84	63	Ark. -Monti cell o	65	56	Phi l ander	Smi th	92	53	Xavi er (La.)	81	67	Ark.
------------	--------	---------------	----	----	--------------------	----	----	-------------	--------	----	----	---------------	----	----	------

■ Loss, ■ Non-Conf, S Site, H Home A Away N Neutral

Page 44

Central Conn. St.				Through Games Of 2007 Final						
Average RPI Win:		242	WON-LOST	WINNING	LAST 10	STRENGTH OF	OPP. STRENGTH	TEAM	ADJ.	CONF.
Average RPI Loss:		164	RECORD	PCT. RANK	GAMES	SCHEDULE	OF SCHEDULE	RPI	RPI	RPI
DIV. I ONLY		6- 23	307	2- 8	141	257	279	278	20	20
DIV. I NON-CONF.		2- 9	296	0- 0	163	212	272	267	24	24

TOTALS		RPI 1-25	RPI 26-50	W-L RECORDS	RPI 51-100	RPI 100+				
6- 23	0- 0	0- 1	OVERALL	0- 4	6- 18					
3- 10	0- 0	0- 2	HOME	0- 2	3- 8					
3- 12	0- 0	0- 1	AWAY	0- 2	3- 9					
0- 1	0- 0	0- 0	NEUTRAL	0- 0	0- 1					
2- 9	0- 0	0- 1	NON-CONFERENCE	0- 2	2- 6					
2- 2	0- 0	0- 0	HOME	0- 1	2- 1					
0- 6	0- 0	0- 1	AWAY	0- 1	0- 4					
0- 1	0- 0	0- 0	NEUTRAL	0- 0	0- 1					
4- 14	0- 0	0- 0	CONFERENCE	0- 2	4- 12					
1- 8	0- 0	0- 0	HOME	0- 1	1- 7					
3- 6	0- 0	0- 0	AWAY	0- 1	3- 5					
0- 0	0- 0	0- 0	NEUTRAL	0- 0	0- 0					
RPI 1-25			RPI 26-50		RPI 51-100		RPI 101+ Team's RPI: 278			
RPI S	Opponent	Score	RPI S	Opponent	Score	RPI S	Opponent	Score		
			48 A Hofstra	49 65		59 A Wisconsin	45 75	104 N Boston College	57 67	
						84 A Robert Morris	65 80	119 A Sacred Heart	49 77	
						84 H Robert Morris	46 55	119 H Sacred Heart	61 73	
						86 H Stony Brook	55 74	129 A Florida Int'l	51 73	
								132 H VCU	47 68	
								147 A Long Island	46 58	
								147 H Long Island	57 56	
								153 A Army	64 77	
								156 A Quinnipiac	51 87	
								156 H Quinnipiac	55 62	
								209 A Monmouth	64 48	
								209 H Monmouth	65 73	
								216 A Wisconsin-Milwaukee	56 65	
								224 A Mt. St. Mary's	68 75	
								224 H Mt. St. Mary's	52 56	
								239 A St. Francis (N.Y.)	61 59	
								239 H St. Francis (N.Y.)	59 68	
								246 A Rhode Island	63 75	
								253 A Fairleigh Dickinson	66 86	
								253 H Fairleigh Dickinson	73 80	
								281 A St. Francis (Pa.)	83 79	
								284 H New Hampshire	65 47	
								290 H Columbia	76 66	
								331 H Wagner	63 69	
			LAST 10 Division I GAMES:							
			239 H St. Francis (N.Y.)	59 68	156 H Quinnipiac	55 62				
			84 H Robert Morris	46 55	224 H Mt. St. Mary's	52 56				
			209 A Monmouth	64 48	119 A Sacred Heart	49 77				
			253 A Fairleigh Dickinson	66 86	239 A St. Francis (N.Y.)	61 59				
			147 A Long Island	46 58	119 H Sacred Heart	61 73				

Non-Div I Games:

Central Conn. St.

Central Mich.				Through Games of 2007 Final							
Average RPI Win:		194	WON-LOST RECORD	WINNING PCT. RANK	LAST 10 GAMES	STRENGTH OF SCHEDULE	OPP. STRENGTH OF SCHEDULE	TEAM RPI	ADJ. RPI	CONF. RPI	ADJ CONF. RPI
Average RPI Loss:		131									
DIV. I ONLY		9- 19	254	2- 8		135	150	225	225	11	11
DIV. I NON-CONF.		6- 5	127	0- 0		197	205	159	160	13	13
<hr/>											
TOTALS		RPI 1-25		RPI 26-50	W-L RECORDS	RPI 51-100				RPI 100+	
9- 19		0- 1		0- 3	OVERALL	0- 1				9- 14	
5- 6		0- 0		0- 1	HOME	0- 0				5- 5	
3- 11		0- 1		0- 2	AWAY	0- 0				3- 8	
1- 2		0- 0		0- 0	NEUTRAL	0- 1				1- 1	
6- 5		0- 0		0- 1	NON-CONFERENCE	0- 1				6- 3	
2- 1		0- 0		0- 0	HOME	0- 0				2- 1	
3- 3		0- 0		0- 1	AWAY	0- 0				3- 2	
1- 1		0- 0		0- 0	NEUTRAL	0- 1				1- 0	
3- 14		0- 1		0- 2	CONFERENCE	0- 0				3- 11	
3- 5		0- 0		0- 1	HOME	0- 0				3- 4	
0- 8		0- 1		0- 1	AWAY	0- 0				0- 6	
0- 1		0- 0		0- 0	NEUTRAL	0- 0				0- 1	
<hr/>											
RPI 1-25			RPI 26-50			RPI 51-100			RPI 101+ Team's RPI: 225		
RPI S	Opponent	Score	RPI S	Opponent	Score	RPI S	Opponent	Score	RPI S	Opponent	Score
20	A Bowling Green	50 70	29	A Notre Dame	66 88	66	N Seton Hall	55 79	110	A Ohio	65 69
			50	A Ball St.	59 84				110	N Ohio	51 55
			50	H Ball St.	65 73				111	A Eastern Mich.	62 77
									111	H Eastern Mich.	50 57
									114	H Kent St.	53 71
									115	A Northern Ill.	67 73
									115	H Northern Ill.	73 61
									145	H Oakland	69 57
									161	H Michigan	47 52
									167	A Western Mich.	66 80
									167	H Western Mich.	91 78
									173	A Valparaiso	62 45
									183	A Miami (Ohio)	70 79
									185	A Toledo	62 73
									185	H Toledo	82 85
									187	A Ill. -Chicago	68 84
									190	H Dartmouth	68 49
									219	A Syracuse	74 68
									221	A IPFW	70 56
									235	H Buffalo	80 90
									250	H Akron	81 69
									269	N Gardner-Webb	77 64
									292	A Chicago St.	64 78
<hr/>											
LAST 10 Division I GAMES:											
			110 N Ohio		51 55	167 A Western Mich.		66 80			
			111 H Eastern Mich.		50 57	235 H Buffalo		80 90			
			185 A Toledo		62 73	250 H Akron		81 69			
			50 A Ball St.		59 84	110 A Ohio		65 69			
			115 H Northern Ill.		73 61	183 A Miami (Ohio)		70 79			

Non-Div I Games: Saginaw Valley 85 63 Marygrove 94 70

Central Mich.

[illegible]

C
h
a
r
l
e
s
t
o
n
s
o
.

Charleston.

Charleston So.

Southern Wesleyan 79 73

70 63

Bryan

75 68

Non-Div | Games: Pfi effer

Average RPI Win: 170				WON-LOST RECORD		WINNING PCT. RANK		LAST 10 GAMES		STRENGTH OF SCHEDULE		OPP. STRENGTH OF SCHEDULE		TEAM RPI		ADJ. RPI		CONF. RPI		ADJ CONF. RPI			
DIV. I ONLY				19- 13		105		4- 6		127		79		102		100		10		10			
DIV. I NON-CONF.				10- 7		115		1- 1		140		34		104		100		8		8			
TOTALS		RPI 1-25		RPI 26-50		W-L RECORDS		RPI 51-100		RPI 100+													
19- 13		1- 1		1- 4		OVERALL		2- 6		15- 2													
13- 2		1- 1		1- 1		HOME		2- 0		9- 0													
5- 8		0- 0		0- 1		AWAY		0- 5		5- 2													
1- 3		0- 0		0- 2		NEUTRAL		0- 1		1- 0													
10- 7		1- 0		0- 3		NON-CONFERENCE		2- 4		7- 0													
8- 0		1- 0		0- 0		HOME		2- 0		5- 0													
1- 5		0- 0		0- 1		AWAY		0- 4		1- 0													
1- 2		0- 0		0- 2		NEUTRAL		0- 0		1- 0													
9- 6		0- 1		1- 1		CONFERENCE		0- 2		8- 2													
5- 2		0- 1		1- 1		HOME		0- 0		4- 0													
4- 3		0- 0		0- 0		AWAY		0- 1		4- 2													
0- 1		0- 0		0- 0		NEUTRAL		0- 1		0- 0													
RPI 1-25				RPI 26-50				RPI 51-100				Team's RPI: 100				RPI 101+							
RPI	S	Opponent	Score	RPI	S	Opponent	Score	RPI	S	Opponent	Score	RPI	S	Opponent	Score								
15	H	George Washington	59 64	28	H	Xavier	61 59	56	A	Virginia Tech	68 80	123	A	Richmond	65 60								
23	H	Old Dominion	68 64	30	H	Temple	55 72	68	A	Minnesota	66 78	133	A	Massachusetts	67 60								
				47	N	Wyoming	55 77	69	A	Davidson	69 75	135	A	Clemson	65 62								
				49	A	Virginia	72 74	76	H	Arkansas St.	76 65	138	A	La Salle	62 71								
				50	N	Ball St.	72 82	80	A	St. Joseph's	59 67	152	H	High Point	72 45								
								80	N	St. Joseph's	64 76	155	N	Tulsa	85 65								
								87	H	UNC Greensboro	86 40	165	H	Houston	81 58								
								95	A	Colorado	65 78	175	A	St. Bonaventure	86 74								
												186	A	St. Louis	77 65								
												186	H	St. Louis	74 49								
												212	H	Dayton	82 70								
												246	A	Rhode Island	78 91								
												256	H	Duquesne	74 65								
												275	H	Fordham	78 46								
												281	H	St. Francis (Pa.)	82 72								
												293	H	Winthrop	65 45								
												297	H	Charleston So.	82 61								
				LAST 10 Division I GAMES:																			
				49	A	Virginia	72 74	30	H	Temple	55 72												
				152	H	High Point	72 45	15	H	George Washington	59 64												
				80	N	St. Joseph's	64 76	80	A	St. Joseph's	59 67												
				175	A	St. Bonaventure	86 74	275	H	Fordham	78 46												
				138	A	La Salle	62 71	186	A	St. Louis	77 65												

Charlotte

Non-Div I Games:

Charlotte

Loss,
Non-Conf, S Site,
H Home
A Away
N Neutral

Chattanooga

Average RPI Win:

180

Average RPI Loss:

57

WON-LOST
RECORDWINNING
PCT. RANKLAST 10
GAMESSTRENGTH OF
SCHEDULEOPP. STRENGTH
OF SCHEDULETEAM
RPIADJ.
RPICONF.
RPIADJ CONF.
RPI

DIV. I ONLY

25- 8

33

8- 2

90

103

40

41

14

14

DIV. I NON-CONF.

7- 5

116

0- 1

68

20

70

70

14

14

TOTALS

RPI 1-25

RPI 26-50

W-L RECORDS

RPI 51-100

RPI 100+

25- 8

0- 3

0- 0

OVERALL

5- 4

20- 1

10- 3

0- 0

0- 0

HOME

1- 3

9- 0

11- 4

0- 2

0- 0

AWAY

2- 1

9- 1

4- 1

0- 1

0- 0

NEUTRAL

2- 0

2- 0

7- 5

0- 3

0- 0

NON-CONFERENCE

0- 1

7- 1

3- 1

0- 0

0- 0

HOME

0- 1

3- 0

3- 3

0- 2

0- 0

AWAY

0- 0

3- 1

1- 1

0- 1

0- 0

NEUTRAL

0- 0

1- 0

18- 3

0- 0

0- 0

CONFERENCE

5- 3

13- 0

7- 2

0- 0

0- 0

HOME

1- 2

6- 0

8- 1

0- 0

0- 0

AWAY

2- 1

6- 0

3- 0

0- 0

0- 0

NEUTRAL

2- 0

1- 0

RPI 1-25

RPI	S	Opponent	Score
1	A	Tennessee	72 102
13	A	Middle Tenn.	69 98
18	N	Baylor	55 68

RPI 26-50

Team's RPI: 41

RPI	S	Opponent	Score
-----	---	----------	-------

RPI 51-100

RPI	S	Opponent	Score
69	A	Davidson	89 76
69	H	Davidson	70 65
69	N	Davidson	80 68
74	A	Western Caro.	66 75
74	H	Western Caro.	72 80
74	N	Western Caro.	84 66
80	H	St. Joseph's	61 65
87	A	UNC Greensboro	83 66
87	H	UNC Greensboro	68 71

RPI 101+

RPI	S	Opponent	Score
101	A	UAB	70 63
112	A	Alabama	56 68
135	A	Clemson	73 64
137	A	Hawaii	65 62
141	H	UNC Asheville	72 59
194	A	Wofford	96 62
194	H	Wofford	68 49
198	A	Ga. Southern	65 52
198	H	Ga. Southern	78 63
202	A	Appalachian St.	84 74
202	H	Appalachian St.	76 58
202	N	Appalachian St.	84 60
215	H	Eastern Ky.	81 52
241	H	Austin Peay	80 56
242	A	Elon	58 50
242	H	Elon	69 59
245	A	Furman	64 48
245	H	Furman	61 40
252	N	Portland St.	81 61
279	A	Col. of Charleston	65 49
279	H	Col. of Charleston	64 60

LAST 10 Division I GAMES:

18	N	Baylor	55 68
74	N	Western Caro.	84 66
69	N	Davidson	80 68
202	N	Appalachian St.	84 60
194	H	Wofford	68 49
198	A	Ga. Southern	65 52
279	H	Col. of Charleston	64 60
245	A	Furman	64 48
74	A	Western Caro.	66 75
69	H	Davidson	70 65

Chattanooga

Chattanooga

Non-Div I Games:

Chattanooga

Loss,
Non-Conf, S Site,
H Home
A Away
N Neutral

Average RPI Win: 246

Average RPI Loss: 178

WON-LOST
RECORDWINNING
PCT. RANKLAST 10
GAMESSTRENGTH OF
SCHEDULEOPP. STRENGTH
OF SCHEDULETEAM
RPIADJ.
RPICONF.
RPIADJ CONF.
RPI

DIV. I ONLY

5- 20

309

0- 7

214

261

291

292

31

31

DIV. I NON-CONF.

5- 20

290

0- 7

199

291

288

292

28

28

TOTALS

RPI 1-25

RPI 26-50

W-L RECORDS

RPI 51-100

RPI 100+

5- 20

0- 2

0- 1

OVERALL

0- 3

5- 14

2- 6

0- 1

0- 1

HOME

0- 1

2- 3

3- 14

0- 1

0- 0

AWAY

0- 2

3- 11

0- 0

0- 0

0- 0

NEUTRAL

0- 0

0- 0

5- 20

0- 2

0- 1

NON-CONFERENCE

0- 3

5- 14

2- 6

0- 1

0- 1

HOME

0- 1

2- 3

3- 14

0- 1

0- 0

AWAY

0- 2

3- 11

0- 0

0- 0

0- 0

NEUTRAL

0- 0

0- 0

0- 0

0- 0

0- 0

CONFERENCE

0- 0

0- 0

0- 0

0- 0

0- 0

HOME

0- 0

0- 0

0- 0

0- 0

0- 0

AWAY

0- 0

0- 0

0- 0

0- 0

0- 0

NEUTRAL

0- 0

0- 0

RPI 1-25

RPI 26-50

RPI 51-100

RPI 101+

Team's RPI: 292

RPI	S	Opponent	Score
20	H	Bowling Green	55 72
23	A	Old Dominion	38 77

RPI	S	Opponent	Score
44	H	Wis.-Green Bay	48 68

RPI	S	Opponent	Score
65	H	DePaul	71 77
68	A	Minnesota	34 72
85	A	Illinois St.	53 81

RPI	S	Opponent	Score
115	A	Northern Ill.	46 73
145	A	Oakland	54 42
167	A	Western Mich.	47 54
169	A	Oral Roberts	55 76
173	A	Valparaiso	46 57
186	A	St. Louis	63 83
187	H	Ill.-Chicago	60 75
216	A	Wis.-Milwaukee	54 45
225	H	Central Mich.	78 64
229	A	Bradley	60 67
248	A	IUPUI	55 68
285	A	Lamar	56 61
295	A	UMKC	41 52
295	H	UMKC	48 51
300	A	Western Ill.	51 63
302	A	Southern Utah	42 51
308	H	Loyola (Ill.)	73 79
312	H	Grambling	82 55
333	A	Centenary (La.)	75 61

LAST 10 Division I GAMES:

173	A	Valparaiso	46 57	20	H	Bowling Green	55 72
169	A	Oral Roberts	55 76	300	A	Western Ill.	51 63
187	H	Ill.-Chicago	60 75	333	A	Centenary (La.)	75 61
248	A	IUPUI	55 68	308	H	Loyola (Ill.)	73 79
302	A	Southern Utah	42 51	295	A	UMKC	41 52

Non-Div I Games: Judson (Ill.) 84 53 Robert Morris-Ch82 57 Olivet Nazarene 118 103 Calumet Col. Chi cago St. 81 56

Loss, Non-Conf, S Site, H Home A Away N Neutral

Average RPI Win: 200		WON-LOST RECORD	WINNING PCT. RANK	LAST 10 GAMES	STRENGTH OF SCHEDULE	OPP. STRENGTH OF SCHEDULE	TEAM RPI	ADJ. RPI	CONF. RPI	ADJ CONF. RPI
DIV. I ONLY		12- 18	219	3- 7	75	40	133	135	3	3
DIV. I NON-CONF.		8- 7	139	0- 0	172	94	144	146	3	3
TOTALS		RPI 1-25	RPI 26-50	W-L RECORDS	RPI 51-100	RPI 100+				
12- 18		0- 5	0- 6	OVERALL	1- 5	11- 2				
7- 8		0- 2	0- 3	HOME	1- 3	6- 0				
4- 9		0- 3	0- 2	AWAY	0- 2	4- 2				
1- 1		0- 0	0- 1	NEUTRAL	0- 0	1- 0				
8- 7		0- 1	0- 2	NON-CONFERENCE	0- 3	8- 1				
5- 3		0- 0	0- 1	HOME	0- 2	5- 0				
2- 4		0- 1	0- 1	AWAY	0- 1	2- 1				
1- 0		0- 0	0- 0	NEUTRAL	0- 0	1- 0				
4- 11		0- 4	0- 4	CONFERENCE	1- 2	3- 1				
2- 5		0- 2	0- 2	HOME	1- 1	1- 0				
2- 5		0- 2	0- 1	AWAY	0- 1	2- 1				
0- 1		0- 0	0- 1	NEUTRAL	0- 0	0- 0				
RPI 1-25		RPI 26-50		RPI 51-100		RPI 101+		Team's RPI: 135		
RPI S	Opponent	Score	RPI S	Opponent	Score	RPI S	Opponent	Score		
2	A Duke	53 105	26	A James Madison	72 85	52	A Georgia Tech	59 62	104	A Boston College 64 69
4	H North Carolina	65 100	32	A Florida St.	61 73	52	H Georgia Tech	57 63	143	A Miami (Fla.) 79 69
7	H Maryland	62 76	32	H Florida St.	60 61	56	H Virginia Tech	73 69	148	N St. John's (N.Y.) 95 88
11	A Vanderbilt	63 82	41	H Chattanooga	64 73	57	A South Carolina	48 80	171	A Maine 78 80
21	A North Carolina St.	52 65	49	H Virginia	85 86	82	H Arkansas	69 75	181	A Wake Forest 73 57
			49	N Virginia	82 89	100	H Charlotte	62 65	181	H Wake Forest 76 53
									194	H Wofford 94 81
									212	H Dayton 77 69
									220	A Tennessee Tech 70 67
									245	H Furman 67 62
									256	A Duquesne 77 74
									279	H Col. of Charleston 64 42
									283	H Kennesaw St. 71 62
			LAST 10 Division I GAMES:							
			49	N Virginia	82 89	56	H Virginia Tech	73 69		
			49	H Virginia	85 86	21	A North Carolina St.	52 65		
			32	A Florida St.	61 73	2	A Duke	53 105		
			52	A Georgia Tech	59 62	143	A Miami (Fla.)	79 69		
			181	H Wake Forest	76 53	7	H Maryland	62 76		

Non-Div I Games:

Clemson

Loss,
Non-Conf, S Site,
H Home
A Away
N Neutral

Average RPI Win: 260		WON-LOST RECORD		WINNING PCT. RANK		LAST 10 GAMES		STRENGTH OF SCHEDULE		OPP. STRENGTH OF SCHEDULE		TEAM RPI		ADJ. RPI		CONF. RPI		ADJ CONF. RPI	
DIV. I ONLY		14- 11		135		5- 5		277		273		202		201		21		21	
DIV. I NON-CONF.		5- 5		146		0- 1		295		288		235		236		22		22	
TOTALS		RPI 1-25		RPI 26-50		W-L RECORDS		RPI 51-100		RPI 100+									
14- 11		0- 1		0- 0		OVERALL		0- 1		14- 9									
6- 3		0- 0		0- 0		HOME		0- 0		6- 3									
6- 6		0- 0		0- 0		AWAY		0- 1		6- 5									
2- 2		0- 1		0- 0		NEUTRAL		0- 0		2- 1									
5- 5		0- 1		0- 0		NON-CONFERENCE		0- 1		5- 3									
2- 0		0- 0		0- 0		HOME		0- 0		2- 0									
1- 3		0- 0		0- 0		AWAY		0- 1		1- 2									
2- 2		0- 1		0- 0		NEUTRAL		0- 0		2- 1									
9- 6		0- 0		0- 0		CONFERENCE		0- 0		9- 6									
4- 3		0- 0		0- 0		HOME		0- 0		4- 3									
5- 3		0- 0		0- 0		AWAY		0- 0		5- 3									
0- 0		0- 0		0- 0		NEUTRAL		0- 0		0- 0									
RPI 1-25		Score		RPI 26-50		Score		RPI 51-100		Score		RPI 101+		Team's RPI: 201		Score			
4 N	North Carolina	48	87					87 A	UNC Greensboro	54	64	121 A	Li berty	57	59				
												121 H	Li berty	54	58				
												140 A	Radford	61	54				
												140 H	Radford	59	61				
												141 A	UNC Asheville	73	61				
												141 A	UNC Asheville	51	65				
												141 H	UNC Asheville	46	74				
												152 A	Hi gh Point	52	65				
												152 H	Hi gh Point	66	57				
												221 N	I PFW	49	60				
												234 N	UNC Wi lmi ngton	66	59				
												245 A	Furman	55	60				
												264 N	Howard	85	78				
												279 A	Col. of Charleston	70	56				
												293 A	Wi nthrop	60	55				
												293 H	Wi nthrop	67	52				
												297 A	Charleston So.	60	53				
												297 H	Charleston So.	61	37				
												309 H	Campbel l	58	33				
												311 A	Bi rmi ngham-So.	63	57				
												311 H	Bi rmi ngham-So.	57	42				
												321 A	Savannah St.	62	66				
												321 H	Savannah St.	71	51				
LAST 10 Division I GAMES:																			
141 A	UNC Asheville	51	65	121 A	Li berty	57	59												
297 A	Charleston So.	60	53	311 A	Bi rmi ngham-So.	63	57												
293 H	Wi nthrop	67	52	141 H	UNC Asheville	46	74												
152 H	Hi gh Poi nt	66	57	321 A	Savannah St.	62	66												
140 A	Radford	61	54	152 A	Hi gh Poi nt	52	65												

Non-Div I Games: Coker 77 43 Converse 73 43 North Greenville 74 46 Southern Va. Coastal Caro. 90 31

Average RPI Win: 240		WON-LOST RECORD		WINNING PCT. RANK		LAST 10 GAMES		STRENGTH OF SCHEDULE		OPP. STRENGTH OF SCHEDULE		TEAM RPI		ADJ. RPI		CONF. RPI		ADJ CONF. RPI	
DIV. I ONLY		8- 20		274		0- 10		252		178		278		279		14		14	
DIV. I NON-CONF.		3- 6		241		0- 0		323		300		309		305		14		14	
TOTALS		RPI 1-25		RPI 26-50		W-L RECORDS		RPI 51-100		RPI 100+									
8- 20		0- 0		0- 2		OVERALL		1- 6		7- 12									
5- 8		0- 0		0- 1		HOME		1- 3		4- 4									
2- 10		0- 0		0- 1		AWAY		0- 3		2- 6									
1- 2		0- 0		0- 0		NEUTRAL		0- 0		1- 2									
3- 6		0- 0		0- 0		NON-CONFERENCE		0- 1		3- 5									
2- 2		0- 0		0- 0		HOME		0- 1		2- 1									
0- 3		0- 0		0- 0		AWAY		0- 0		0- 3									
1- 1		0- 0		0- 0		NEUTRAL		0- 0		1- 1									
5- 14		0- 0		0- 2		CONFERENCE		1- 5		4- 7									
3- 6		0- 0		0- 1		HOME		1- 2		2- 3									
2- 7		0- 0		0- 1		AWAY		0- 3		2- 3									
0- 1		0- 0		0- 0		NEUTRAL		0- 0		0- 1									
RPI 1-25		RPI 26-50		RPI 51-100		RPI 101+		Team's RPI: 279											
RPI S	Opponent	Score	RPI S	Opponent	Score	RPI S	Opponent	Score	RPI S	Opponent	Score								
41	A Chattanooga	60	64	52	H Georgi a Tech	50	82	135	A Clemson	42	64								
41	H Chattanooga	49	65	69	A Davi dson	63	72	172	N South Al a.	51	63								
				69	H Davi dson	48	58	194	A Woffford	47	56								
				74	A Western Caro.	52	64	194	H Woffford	39	41								
				74	H Western Caro.	59	80	198	A Ga. Southern	54	53								
				87	A UNC Greensboro	61	70	198	H Ga. Southern	50	52								
				87	H UNC Greensboro	73	61	201	H Coastal Caro.	56	70								
								202	A Appal achi an St.	47	69								
								202	H Appal achi an St.	73	65								
								234	A UNC Wi lmi ngton	41	56								
								242	A El on	58	64								
								242	H El on	63	34								
								245	A Furman	52	49								
								245	H Furman	53	55								
								245	N Furman	59	64								
								297	A Charle ston So.	53	58								
								304	N Cl evel and St.	81	68								
								320	H South Caroli na St.	63	46								
								321	H Savannah St.	69	52								
LAST 10 Division I GAMES:																			
245	N Furman	59	64	242	A El on	58	64												
198	H Ga. Southern	50	52	245	H Furman	53	55												
74	H Western Caro.	59	80	194	H Woffford	39	41												
41	A Chattanooga	60	64	69	A Davi dson	63	72												
87	A UNC Greensboro	61	70	202	A Appal achi an St.	47	69												

Col. of Charleston

Non-Div I Games: Johns Hopkins 74 42 Lander 83 58

Col. of Charleston

Loss, Non-Conf, S Site, H Home A Away N Neutral

Average RPI Win: 254		WON-LOST RECORD	WINNING PCT. RANK	LAST 10 GAMES	STRENGTH OF SCHEDULE	OPP. STRENGTH OF SCHEDULE	TEAM RPI	ADJ. RPI	CONF. RPI	ADJ CONF. RPI				
DIV. I ONLY		6- 25	312	4- 6	224	287	296	298	24	25				
DIV. I NON-CONF.		1- 14	330	0- 0	194	231	313	315	26	26				
TOTALS		RPI 1-25	RPI 26-50	W-L RECORDS	RPI 51-100	RPI 100+								
6- 25		0- 2	0- 0	OVERALL	0- 1	6- 22								
3- 8		0- 0	0- 0	HOME	0- 0	3- 8								
2- 14		0- 2	0- 0	AWAY	0- 0	2- 12								
1- 3		0- 0	0- 0	NEUTRAL	0- 1	1- 2								
1- 14		0- 2	0- 0	NON-CONFERENCE	0- 1	1- 11								
1- 3		0- 0	0- 0	HOME	0- 0	1- 3								
0- 9		0- 2	0- 0	AWAY	0- 0	0- 7								
0- 2		0- 0	0- 0	NEUTRAL	0- 1	0- 1								
5- 11		0- 0	0- 0	CONFERENCE	0- 0	5- 11								
2- 5		0- 0	0- 0	HOME	0- 0	2- 5								
2- 5		0- 0	0- 0	AWAY	0- 0	2- 5								
1- 1		0- 0	0- 0	NEUTRAL	0- 0	1- 1								
RPI S		RPI 1-25	Score	RPI S	RPI 26-50	Score	RPI S	RPI 51-100	Score	RPI S	RPI 101+ Team's RPI: 298			
3	A	Connecti cut	37 81				96	N	Loyol a Marymount	57 85	104	A	Boston Colle ge	55 81
25	A	Iowa St.	53 90								130	A	Bucknel I	32 64
											130	H	Bucknel I	48 74
											130	N	Bucknel I	69 62
											151	H	Vermont	53 84
											153	A	Army	48 65
											153	H	Army	58 69
											175	A	St. Bonaventure	49 70
											190	A	Dartmouth	48 68
											213	H	Canisius	62 57
											219	H	Syracuse	49 66
											223	A	Holy Cross	47 67
											223	H	Holy Cross	59 75
											228	H	Binghamton	54 79
											232	N	Utah St.	42 58
											244	A	Niagara	62 76
											263	A	Navy	55 44
											263	H	Navy	52 54
											271	A	Lehigh	53 62
											271	H	Lehigh	50 68
											273	A	American	58 69
											273	H	American	66 53
											273	N	American	45 68
											276	A	Cornell	59 64
											284	A	New Hampshire	44 52
											304	A	Cleveland St.	65 70
											322	A	Lafayette	53 47
											322	H	Lafayette	64 57
Non-Div I Games:														
Colgate														

Colgate

Colorado											
Average RPI Win:		119	WON-LOST	WINNING	LAST 10	STRENGTH OF	OPP. STRENGTH	TEAM	ADJ.	CONF.	ADJ CONF.
Average RPI Loss:		56	RECORD	PCT. RANK	GAMES	SCHEDULE	OF SCHEDULE	RPI	RPI	RPI	RPI
DIV. I ONLY	12- 17	212	4- 6	26	26	94	95	2	2		
DIV. I NON-CONF.	5- 6	183	0- 0	78	110	127	128	4	4		

TOTALS		RPI 1-25	RPI 26-50	W-L RECORDS		RPI 51-100	RPI 100+				
12- 17		1- 6	0- 5	OVERALL		6- 4	5- 2				
10- 5		1- 3	0- 1	HOME		4- 1	5- 0				
1- 10		0- 2	0- 4	AWAY		1- 2	0- 2				
1- 2		0- 1	0- 0	NEUTRAL		1- 1	0- 0				
5- 6		0- 1	0- 2	NON-CONFERENCE		1- 2	4- 1				
5- 2		0- 1	0- 0	HOME		1- 1	4- 0				
0- 3		0- 0	0- 2	AWAY		0- 0	0- 1				
0- 1		0- 0	0- 0	NEUTRAL		0- 1	0- 0				
7- 11		1- 5	0- 3	CONFERENCE		5- 2	1- 1				
5- 3		1- 2	0- 1	HOME		3- 0	1- 0				
1- 7		0- 2	0- 2	AWAY		1- 2	0- 1				
1- 1		0- 1	0- 0	NEUTRAL		1- 0	0- 0				

RPI 1-25			RPI 26-50			RPI 51-100			Team's RPI: 95		
RPI S	Opponent	Score	RPI S	Opponent	Score	RPI S	Opponent	Score	RPI S	Opponent	Score
8 H	Oklahoma	67 82	39 A	Texas	49 68	58 H	Texas Tech	70 67	118 A	Kansas	68 70
11 H	Vanderbilt	76 81	40 A	Nebraska	70 90	58 N	Texas Tech	71 67	118 H	Kansas	59 50
18 H	Baylor	67 75	40 H	Nebraska	44 54	63 A	Oklahoma St.	58 61	170 H	Nevada	80 60
24 A	Texas A&M	58 74	45 A	South Dakota St.	58 80	67 A	Missouri	48 61	207 H	San Francisco	62 56
24 N	Texas A&M	45 62	47 A	Wyoming	49 68	67 H	Missouri	71 59	208 A	Cal St. Fullerton	77 89
25 A	Iowa St.	55 74				71 A	Kansas St.	60 58	214 H	Cal St. Northridge	80 64
25 H	Iowa St.	81 67				71 H	Kansas St.	66 55	268 H	Colorado St.	56 51
						75 H	Southern Cal i forni a	57 76			
						93 N	Oregon	60 70			
						100 H	Charlotte	78 65			

LAST 10 Division I GAMES:											
24 N Texas A&M			45 62			25 A Iowa St.			55 74		
58 N Texas Tech			71 67			71 A Kansas St.			60 58		
40 A Nebraska			70 90			40 H Nebraska			44 54		
118 H Kansas			59 50			118 A Kansas			68 70		
18 H Baylor			67 75			58 H Texas Tech			70 67		

Non-Div I Games: Cal St. Bakersfi 76 61

Colorado

Average RPI Win:		270	WON-LOST	WINNING	LAST 10	STRENGTH OF	OPP. STRENGTH	TEAM	ADJ.	CONF.	ADJ CONF.
Average RPI Loss:		109	RECORD	PCT. RANK	GAMES	SCHEDULE	OF SCHEDULE	RPI	RPI	RPI	RPI
DIV. I ONLY	7- 21	293	2- 8	209	102	274	268	7	7		
DIV. I NON-CONF.	4- 7	232	0- 0	292	207	280	278	7	7		
<hr/>											
TOTALS	RPI 1-25		RPI 26-50		W-L RECORDS		RPI 51-100			RPI 100+	
7- 21	0- 1		0- 6		OVERALL		0- 6			7- 8	
5- 8	0- 0		0- 3		HOME		0- 3			5- 2	
2- 12	0- 1		0- 3		AWAY		0- 3			2- 5	
0- 1	0- 0		0- 0		NEUTRAL		0- 0			0- 1	
4- 7	0- 1		0- 0		NON-CONFERENCE		0- 2			4- 4	
3- 2	0- 0		0- 0		HOME		0- 1			3- 1	
1- 5	0- 1		0- 0		AWAY		0- 1			1- 3	
0- 0	0- 0		0- 0		NEUTRAL		0- 0			0- 0	
3- 14	0- 0		0- 6		CONFERENCE		0- 4			3- 4	
2- 6	0- 0		0- 3		HOME		0- 2			2- 1	
1- 7	0- 0		0- 3		AWAY		0- 2			1- 2	
0- 1	0- 0		0- 0		NEUTRAL		0- 0			0- 1	
<hr/>											
RPI S	RPI 1-25	Opponent	Score	RPI S	RPI 26-50	Opponent	Score	RPI S	RPI 51-100	Opponent	Score
3	A	Connecticut	58 93	42	A	Brigham Young	56 69	61	A	TCU	36 86
				42	H	Brigham Young	50 67	61	H	TCU	67 85
				43	A	New Mexico	66 77	74	H	Western Caro.	60 64
				43	H	New Mexico	42 73	79	A	Utah	49 64
				47	A	Wyoming	37 72	79	H	Utah	57 73
				47	H	Wyoming	66 78	95	A	Colorado	51 56
<hr/>											
Team's RPI: 268											
RPI S	RPI 101+	Opponent	Score	RPI S	RPI 101+	Opponent	Score	RPI S	RPI 101+	Opponent	Score
107	H	Denver	53 65	107	H	Denver	53 65	107	H	Denver	53 65
154	A	UNLV	46 57	154	A	UNLV	46 57	154	A	UNLV	46 57
154	H	UNLV	58 63	154	H	UNLV	58 63	154	H	UNLV	58 63
162	A	San Diego St.	66 75	162	A	San Diego St.	66 75	162	A	San Diego St.	66 75
162	H	San Diego St.	67 56	162	H	San Diego St.	67 56	162	H	San Diego St.	67 56
207	A	San Francisco	51 62	207	A	San Francisco	51 62	207	A	San Francisco	51 62
217	A	New Mexico St.	55 71	217	A	New Mexico St.	55 71	217	A	New Mexico St.	55 71
251	A	Air Force	65 56	251	A	Air Force	65 56	251	A	Air Force	65 56
251	H	Air Force	61 49	251	H	Air Force	61 49	251	H	Air Force	61 49
251	N	Air Force	46 47	251	N	Air Force	46 47	251	N	Air Force	46 47
295	H	UMKC	89 72	295	H	UMKC	89 72	295	H	UMKC	89 72
307	H	Idaho	88 68	307	H	Idaho	88 68	307	H	Idaho	88 68
310	A	Northern Colo.	59 48	310	A	Northern Colo.	59 48	310	A	Northern Colo.	59 48
313	A	Pacific	59 71	313	A	Pacific	59 71	313	A	Pacific	59 71
314	H	San Jose St.	76 57	314	H	San Jose St.	76 57	314	H	San Jose St.	76 57
<hr/>											
LAST 10 Division I GAMES:											
251	N	Air Force	46 47	43	A	New Mexico	66 77	43	A	New Mexico	66 77
154	H	UNLV	58 63	79	A	Utah	49 64	79	A	Utah	49 64
47	A	Wyoming	37 72	61	H	TCU	67 85	61	H	TCU	67 85
162	H	San Diego St.	67 56	251	H	Air Force	61 49	251	H	Air Force	61 49
42	H	Brigham Young	50 67	154	A	UNLV	46 57	154	A	UNLV	46 57

Non-Div I Games: Oklahoma Panhandle 76 64

Colorado St.

Loss,
 Non-Conf, S Site,
 H Home
A Away
 N Neutral

Average RPI Win: 238		WON-LOST RECORD	WINNING PCT. RANK	LAST 10 GAMES	STRENGTH OF SCHEDULE	OPP. STRENGTH OF SCHEDULE	TEAM RPI	ADJ. RPI	CONF. RPI	ADJ CONF. RPI
DIV. I ONLY		8- 20	274	4- 6	263	298	289	290	27	27
DIV. I NON-CONF.		4- 10	265	0- 0	186	284	253	255	25	25
TOTALS		RPI 1-25	RPI 26-50	W-L RECORDS	RPI 51-100	RPI 100+				
8- 20		0- 0	0- 0	OVERALL	0- 2	8- 18				
6- 6		0- 0	0- 0	HOME	0- 1	6- 5				
2- 10		0- 0	0- 0	AWAY	0- 0	2- 10				
0- 4		0- 0	0- 0	NEUTRAL	0- 1	0- 3				
4- 10		0- 0	0- 0	NON-CONFERENCE	0- 2	4- 8				
3- 2		0- 0	0- 0	HOME	0- 1	3- 1				
1- 4		0- 0	0- 0	AWAY	0- 0	1- 4				
0- 4		0- 0	0- 0	NEUTRAL	0- 1	0- 3				
4- 10		0- 0	0- 0	CONFERENCE	0- 0	4- 10				
3- 4		0- 0	0- 0	HOME	0- 0	3- 4				
1- 6		0- 0	0- 0	AWAY	0- 0	1- 6				
0- 0		0- 0	0- 0	NEUTRAL	0- 0	0- 0				
RPI 1-25		RPI 26-50		RPI 51-100		RPI 101+		Team's RPI : 290		
RPI S	Opponent	Score	RPI S	Opponent	Score	RPI S	Opponent	Score		
					54 H Hartford	37 76	119 H Sacred Heart	61 57		
					63 N Oklahoma St.	42 86	130 H Bucknell I	53 71		
							144 H Loyola (Md.)	75 69		
							153 A Army	43 68		
							157 A Delaware St.	57 72		
							166 A Harvard	65 72		
							166 H Harvard	36 65		
							175 N St. Bonaventure	57 69		
							190 A Dartmouth	40 59		
							190 H Dartmouth	45 53		
							207 N San Franci sco	51 63		
							236 N Manhattan	51 65		
							238 A Yal e	72 64		
							238 H Yal e	66 64		
							239 A St. Francis (N. Y.)	58 66		
							240 A Penn	62 80		
							240 H Penn	65 46		
							270 A Princeton	73 79		
							270 H Pri nceton	58 53		
							276 A Cornel I	70 83		
							276 H Cornel I	51 67		
							278 A Central Conn. St.	66 76		
							299 A Brown	54 57		
							299 H Brown	69 72		
							322 A Lafayette	74 66		
							331 H Wagner	66 46		
		LAST 10 Div		sion I GAMES:						
			166 A	Harvard	65 72		240 H	Penn	65 46	
			190 A	Dartmouth	40 59		299 A	Brown	54 57	
			238 H	Yal e	66 64		238 A	Yal e	72 64	
			299 H	Brown	69 72		190 H	Dartmouth	45 53	
			270 H	Pri nceton	58 53		166 H	Harvard	36 65	

Non-Div I Games:

Columbia

Loss,
Non-Conf, S Site,
H Home
A Away
N Neutral

Through Games Of 2007 Final																			
Average RPI Win: 232		WON-LOST RECORD		WINNING PCT. RANK		LAST 10 GAMES		STRENGTH OF SCHEDULE		OPP. STRENGTH OF SCHEDULE		TEAM RPI		ADJ. RPI		CONF. RPI		ADJ CONF. RPI	
Average RPI Loss: 71																			
DIV. I ONLY		25- 8		33		8- 2		155		231		78		77		26		26	
DIV. I NON-CONF.		6- 7		171		1- 1		44		63		93		91		29		29	
TOTALS		RPI 1-25		RPI 26-50		W-L RECORDS		RPI 51-100				RPI 100+							
25- 8		0- 1		0- 4		OVERALL		2- 1				23- 2							
11- 0		0- 0		0- 0		HOME		0- 0				11- 0							
13- 6		0- 1		0- 3		AWAY		2- 1				11- 1							
1- 2		0- 0		0- 1		NEUTRAL		0- 0				1- 1							
6- 7		0- 1		0- 4		NON-CONFERENCE		2- 1				4- 1							
2- 0		0- 0		0- 0		HOME		0- 0				2- 0							
4- 6		0- 1		0- 3		AWAY		2- 1				2- 1							
0- 1		0- 0		0- 1		NEUTRAL		0- 0				0- 0							
19- 1		0- 0		0- 0		CONFERENCE		0- 0				19- 1							
9- 0		0- 0		0- 0		HOME		0- 0				9- 0							
9- 0		0- 0		0- 0		AWAY		0- 0				9- 0							
1- 1		0- 0		0- 0		NEUTRAL		0- 0				1- 1							
RPI 1-25		RPI 26-50		RPI 51-100		Team's RPI: 77		RPI 101+											
RPI S	Opponent	Score		RPI S	Opponent	Score		RPI S	Opponent	Score		RPI S	Opponent	Score					
15	A George Washi ngton	53 63		26	N James Madi son	64 70		66	A Seton Hal l	54 59		130	H Bucknel l	64 50					
				28	A Xavi er	45 49		80	A St. Joseph' s	67 52		143	A Mi ami (Fl a.)	54 60					
				37	A West Vi rgi ni a	53 54		84	A Robert Morri s	76 68		157	A Del aware St.	58 53					
				38	A South Fla.	49 66						157	H Del aware St.	57 39					
												164	A UMBC	59 48					
												180	A Hampton	63 56					
												180	H Hampton	68 45					
												184	A N. C. A&T	84 81					
												184	H N. C. A&T	75 60					
												211	A Morgan St.	64 49					
												211	H Morgan St.	67 53					
												211	N Morgan St.	67 69					
												264	A Howard	71 57					
												264	H Howard	78 57					
												264	N Howard	59 44					
												266	A Fl ori da A&M	65 47					
												286	A Md. -East. Shore	77 47					
												286	H Md. -East. Shore	68 51					
												305	H Youngstown St.	55 42					
												320	A South Carolina St.	64 47					
												320	H South Carolina St.	64 53					
												322	A Lafayette	54 34					
												326	A Norfol k St.	89 61					
												326	H Norfol k St.	73 44					
												335	H Bethune-Cookman	61 38					
LAST 10 Div				ision I GAMES:															
38	A South Fla.	49 66		266	A Fl ori da A&M	65 47													
80	A St. Joseph' s	67 52		286	H Md. -East. Shore	68 51													
211	N Morgan St.	67 69		264	H Howard	78 57													
264	N Howard	59 44		320	A South Carolina St.	64 47													
211	H Morgan St.	67 53		184	A N. C. A&T	84 81													

Non-Div l Games:

Coppi n St.

Average RPI Win: 287
Average RPI Loss: 180

WON-LOST
RECORD

WINNING
PCT. RANK

LAST 10
GAMES

STRENGTH OF
SCHEDULE

OPP. STRENGTH
OF SCHEDULE

TEAM
RPI

ADJ.
RPI

CONF.
RPI

ADJ CONF.
RPI

DIV. I ONLY	11- 15	206	4- 6	305	295	275	276	27	27
DIV. I NON-CONF.	3- 9	275	0- 0	259	278	296	295	25	25

TOTALS RPI 1-25

RPI 26-50

W-L RECORDS

RPI 51-100

RPI 100+

11- 15 0- 1

0- 0

OVERALL

0- 1

11- 13

6- 6 0- 0

0- 0

HOME

0- 0

6- 6

5- 7 0- 1

0- 0

AWAY

0- 0

5- 6

0- 2 0- 0

0- 0

NEUTRAL

0- 1

0- 1

3- 9 0- 1

0- 0

NON-CONFERENCE

0- 1

3- 7

2- 3 0- 0

0- 0

HOME

0- 0

2- 3

1- 4 0- 1

0- 0

AWAY

0- 0

1- 3

0- 2 0- 0

0- 0

NEUTRAL

0- 1

0- 1

8- 6 0- 0

0- 0

CONFERENCE

0- 0

8- 6

4- 3 0- 0

0- 0

HOME

0- 0

4- 3

4- 3 0- 0

0- 0

AWAY

0- 0

4- 3

0- 0 0- 0

0- 0

NEUTRAL

0- 0

0- 0

RPI S Opponent Score
12 A Ohio St. 43 77

RPI S Opponent Score

RPI S Opponent Score
69 N Davidson 39 67

RPI S Opponent Score
130 A Bucknell I 59 73
140 H Radford 61 83
166 A Harvard 48 64
166 H Harvard 57 71
175 N St. Bonaventure 67 78
190 A Dartmouth 51 62
190 H Dartmouth 56 60
211 H Morgan St. 60 66
219 A Syracuse 64 72
228 H Binghamton 59 60
238 A Yale 45 61
238 H Yale 59 55
240 A Penn 67 58
240 H Penn 48 49
270 A Princeton 70 66
270 H Princeton 69 66
290 A Columbia 67 51
290 H Columbia 83 70
298 H Colgate 64 59
299 A Brown 68 59
299 H Brown 41 36
322 A Lafayette 60 76
331 A Wagner 57 42
332 H NJIT 65 42

LAST 10 Division I GAMES:

190 A Dartmouth 51 62
166 A Harvard 48 64
299 H Brown 41 36
238 H Yale 59 55
240 H Penn 48 49

270 H Princeton 69 66
238 A Yale 45 61
299 A Brown 68 59
166 H Harvard 57 71
190 H Dartmouth 56 60

130 A Bucknell I 59 73
140 H Radford 61 83
166 A Harvard 48 64
166 H Harvard 57 71
175 N St. Bonaventure 67 78
190 A Dartmouth 51 62
190 H Dartmouth 56 60
211 H Morgan St. 60 66
219 A Syracuse 64 72
228 H Binghamton 59 60
238 A Yale 45 61
238 H Yale 59 55
240 A Penn 67 58
240 H Penn 48 49
270 A Princeton 70 66
270 H Princeton 69 66
290 A Columbia 67 51
290 H Columbia 83 70
298 H Colgate 64 59
299 A Brown 68 59
299 H Brown 41 36
322 A Lafayette 60 76
331 A Wagner 57 42
332 H NJIT 65 42

Cornell

Cornell

Non-Div I Games: Ithaca

66 38

Cornell

Loss, Non-Conf, S Site, H Home A Away N Neutral

Average RPI Win: 195		WON-LOST	WINNING	LAST 10	STRENGTH OF	OPP. STRENGTH	TEAM	ADJ.	CONF.	ADJ CONF.	
Average RPI Loss: 116		RECORD	PCT. RANK	GAMES	SCHEDULE	OF SCHEDULE	RPI	RPI	RPI	RPI	
DIV. I ONLY		13- 19	217	4- 6	160	117	195	191	15	15	
DIV. I NON-CONF.		3- 8	269	0- 0	209	39	247	243	15	15	
TOTALS		RPI 1-25	RPI 26-50	W-L RECORDS	RPI 51-100	RPI 100+					
13- 19		0- 0	0- 1	OVERALL	1- 9	12- 9					
7- 7		0- 0	0- 1	HOME	0- 3	7- 3					
4- 11		0- 0	0- 0	AWAY	0- 6	4- 5					
2- 1		0- 0	0- 0	NEUTRAL	1- 0	1- 1					
3- 8		0- 0	0- 1	NON-CONFERENCE	0- 5	3- 2					
2- 3		0- 0	0- 1	HOME	0- 1	2- 1					
1- 4		0- 0	0- 0	AWAY	0- 4	1- 0					
0- 1		0- 0	0- 0	NEUTRAL	0- 0	0- 1					
10- 11		0- 0	0- 0	CONFERENCE	1- 4	9- 7					
5- 4		0- 0	0- 0	HOME	0- 2	5- 2					
3- 7		0- 0	0- 0	AWAY	0- 2	3- 5					
2- 0		0- 0	0- 0	NEUTRAL	1- 0	1- 0					
RPI 1-25		RPI 26-50		RPI 51-100		RPI 101+ Team's RPI: 191					
RPI S	Opponent	Score	RPI S	Opponent	Score	RPI S	Opponent	Score	RPI S	Opponent	Score
40	H Nebraska	57 60	67	A Mi ssouri	66 70	113	A Indi ana St.	62 89	113	H Indi ana St.	64 69
			68	A Mi nnesota	55 75	113	N Indi ana St.	69 65	117	A UNI	72 78
			71	A Kansas St.	79 94	117	H UNI	53 56	118	H Kansas	47 60
			81	H Iowa	69 75	131	A Evansvi lle	76 74	131	H Evansvi lle	77 65
			85	A Illi nois St.	59 70	168	A Drake	52 64	168	A Drake	64 65
			85	H Illi nois St.	54 72	168	H Drake	67 57	169	H Oral Roberts	72 64
			85	N Illi nois St.	59 56	222	H Oregon St.	74 62	229	A Bradl ey	69 65
			89	A Ark. -Li ttle Rock	55 66	229	H Bradl ey	73 63	254	A Wi chi ta St.	71 68
			92	A Southern Ill.	43 63	254	H Wi chi ta St.	72 66	259	N Eastern Ill.	71 81
			92	H Southern Ill.	56 67	260	A Mi ssouri St.	60 70	260	H Mi ssouri St.	61 51
						291	A Memphi s	89 79			
		LAST 10 Di v		si on I GAMES:							
			168	A Drake	64 65	254	A Wi chi ta St.	71 68			
			85	N Illi nois St.	59 56	260	A Mi ssouri St.	60 70			
			113	N Indi ana St.	69 65	92	H Southern Ill.	56 67			
			85	H Illi nois St.	54 72	131	H Evansville	77 65			
			113	H Indi ana St.	64 69	168	A Drake	52 64			

Non-Div I Games:

Creighton

Loss,
Non-Conf, S Site,
H Home
A Away
N Neutral

Average RPI Win: 256		WON-LOST RECORD		WINNING PCT. RANK		LAST 10 GAMES		STRENGTH OF SCHEDULE		OPP. STRENGTH OF SCHEDULE		TEAM RPI		ADJ. RPI		CONF. RPI		ADJ CONF. RPI	
DIV. I ONLY		15- 14		155		6- 4		246		202		191		190		27		27	
DIV. I NON-CONF.		6- 9		212		0- 1		139		78		169		169		25		25	
TOTALS		RPI 1-25		RPI 26-50		W-L RECORDS		RPI 51-100		RPI 100+									
15- 14		0- 2		0- 1		OVERALL		1- 2		14- 9									
10- 3		0- 1		0- 0		HOME		1- 0		9- 2									
5- 11		0- 1		0- 1		AWAY		0- 2		5- 7									
0- 0		0- 0		0- 0		NEUTRAL		0- 0		0- 0									
6- 9		0- 2		0- 1		NON-CONFERENCE		1- 2		5- 4									
4- 2		0- 1		0- 0		HOME		1- 0		3- 1									
2- 7		0- 1		0- 1		AWAY		0- 2		2- 3									
0- 0		0- 0		0- 0		NEUTRAL		0- 0		0- 0									
9- 5		0- 0		0- 0		CONFERENCE		0- 0		9- 5									
6- 1		0- 0		0- 0		HOME		0- 0		6- 1									
3- 4		0- 0		0- 0		AWAY		0- 0		3- 4									
0- 0		0- 0		0- 0		NEUTRAL		0- 0		0- 0									
RPI S Opponent		RPI 1-25 Score		RPI S Opponent		RPI 26-50 Score		RPI S Opponent		RPI 51-100 Score		RPI S Opponent		RPI 101+ Team's RPI: 190 Score					
2	H Duke	40	77	36	A Marist	41	77	54	A Hartford	45	62	156	A Qui nni pi ac	70	77				
11	A Vanderbi l t	49	79					66	A Seton Hal l	39	60	161	A Mi chi gan	65	67				
								86	H Stony Brook	71	59	166	A Harvard	54	72				
												166	H Harvard	68	71				
												171	H Mai ne	61	72				
												212	H Dayton	76	71				
												223	H Hol y Cross	68	44				
												225	A Central Mi ch.	49	68				
												238	A Yal e	56	63				
												238	H Yal e	67	59				
												240	A Penn	53	56				
												240	H Penn	70	43				
												257	A Northeastern	73	67				
												270	A Pri nceton	56	61				
												270	H Pri nceton	75	46				
												276	A Cornel l	60	56				
												276	H Cornel l	62	51				
												284	A New Hampshi re	79	67				
												290	A Col umbi a	53	45				
												290	H Col umbi a	59	40				
												298	H Col gate	68	48				
												299	A Brown	61	44				
												299	H Brown	75	53				
LAST 10 Divi sion I GAMES:																			
66	A Seton Hal l	39	60	270	A Pri nceton	56	61												
166	A Harvard	54	72	299	H Brown	75	53												
276	H Cornel l	62	51	238	H Yal e	67	59												
290	H Col umbi a	59	40	270	H Pri nceton	75	46												
240	A Penn	53	56	240	H Penn	70	43												

Non-Div I Games:

Dartmouth

Loss, Non-Conf, S Site, H Home A Away N Neutral

Dartmouth

Dartmouth

Average RPI Win: 196
Average RPI Loss: 72

WON-LOST
RECORD

WINNING
PCT. RANK

LAST 10
GAMES

STRENGTH OF
SCHEDULE

OPP. STRENGTH
OF SCHEDULE

TEAM
RPI

ADJ.
RPI

CONF.
RPI

ADJ CONF.
RPI

DIV. I ONLY
DIV. I NON-CONF.

22- 9
8- 3

53
52

5- 5
0- 1

98
52

168
196

65
40

69
42

14
14

14
14

TOTALS

RPI 1-25

RPI 26-50

W-L RECORDS

RPI 51-100

RPI 100+

22- 9

0- 1

0- 3

OVERALL

4- 3

18- 2

9- 2

0- 0

0- 1

HOME

2- 1

7- 0

11- 5

0- 1

0- 1

AWAY

2- 1

9- 2

2- 2

0- 0

0- 1

NEUTRAL

0- 1

2- 0

8- 3

0- 1

0- 0

NON-CONFERENCE

2- 1

6- 1

2- 0

0- 0

0- 0

HOME

1- 0

1- 0

5- 2

0- 1

0- 0

AWAY

1- 0

4- 1

1- 1

0- 0

0- 0

NEUTRAL

0- 1

1- 0

14- 6

0- 0

0- 3

CONFERENCE

2- 2

12- 1

7- 2

0- 0

0- 1

HOME

1- 1

6- 0

6- 3

0- 0

0- 1

AWAY

1- 1

5- 1

1- 1

0- 0

0- 1

NEUTRAL

0- 0

1- 0

RPI 1-25

RPI 26-50

RPI 51-100

Team's RPI: 69

RPI 101+

RPI S Opponent Score
9 A Georgi a 68 74

RPI S Opponent Score
41 A Chattanooga 65 70
41 H Chattanooga 76 89
41 N Chattanooga 68 80

RPI S Opponent Score
53 A Gonzaga 77 69
60 N Montana 61 68
74 A Western Caro. 75 60
74 H Western Caro. 56 67
87 A UNC Greensboro 55 78
87 H UNC Greensboro 73 59
100 H Charl otte 75 69

RPI S Opponent Score
101 A UAB 77 81
125 A East Tenn. St. 82 68
141 H UNC Asheville 67 55
152 A High Poi nt 81 63
194 A Wofford 65 68
194 H Wofford 86 39
194 N Wofford 71 62
198 A Ga. Southern 69 51
198 H Ga. Southern 75 52
202 A Appal achi an St. 68 64
202 H Appal achi an St. 75 62
242 A El on 68 49
242 H El on 63 50
245 A Furman 71 66
245 H Furman 75 55
276 N Cornel I 67 39
279 A Col. of Charleston 58 48
279 H Col. of Charleston 72 63
287 A Eastern Wash. 67 58
293 A Winthrop 66 48

LAST 10 Div sion I GAMES:

101 A UAB 77 81
41 N Chattanooga 68 80
194 N Wofford 71 62
245 A Furman 71 66
202 A Appal achi an St. 68 64
194 A Wofford 65 68
242 H El on 63 50
198 H Ga. Southern 75 52
41 A Chattanooga 65 70
74 H Western Caro. 56 67

Davidson

Davidson

Non-Di v I Games: Emory

88 40

Davidson

Loss, Non-Conf, S Site, H Home A Away N Neutral

Average RPI Win: 220
Average RPI Loss: 119

WON-LOST
RECORD

WINNING
PCT. RANK

LAST 10
GAMES

STRENGTH OF
SCHEDULE

OPP. STRENGTH
OF SCHEDULE

TEAM
RPI

ADJ.
RPI

CONF.
RPI

ADJ CONF.
RPI

DIV. I ONLY	12- 19	224	4- 6	162	138	211	212	10	10
DIV. I NON-CONF.	5- 10	241	0- 0	280	227	281	281	8	8

TOTALS RPI 1-25

RPI 26-50

W-L RECORDS

RPI 51-100

RPI 100+

12- 19 0- 2

0- 4

OVERALL

1- 2

11- 11

6- 5 0- 1

0- 1

HOME

1- 0

5- 3

3- 12 0- 0

0- 3

AWAY

0- 2

3- 7

3- 2 0- 1

0- 0

NEUTRAL

0- 0

3- 1

5- 10 0- 0

0- 1

NON-CONFERENCE

0- 1

5- 8

2- 2 0- 0

0- 0

HOME

0- 0

2- 2

1- 7 0- 0

0- 1

AWAY

0- 1

1- 5

2- 1 0- 0

0- 0

NEUTRAL

0- 0

2- 1

7- 9 0- 2

0- 3

CONFERENCE

1- 1

6- 3

4- 3 0- 1

0- 1

HOME

1- 0

3- 1

2- 5 0- 0

0- 2

AWAY

0- 1

2- 2

1- 1 0- 1

0- 0

NEUTRAL

0- 0

1- 0

RPI S Opponent Score
15 H George Washington 57 70
15 N George Washington 45 61

RPI S Opponent Score
28 A Xavier 52 80
28 H Xavier 54 71
30 A Temple 50 68
33 A Louisville 54 81

RPI S Opponent Score
55 A Indiana 71 98
80 H St. Joseph's 78 77
100 A Charlotte 70 82

RPI S Opponent Score Team's RPI: 212
103 A Cincinnati 60 65
123 A Richmond 63 66
133 H Massachusetts 58 66
135 A Clemson 69 77
138 H La Salle 59 57
138 N La Salle 57 43
147 H Long Island 63 67
159 N Boston U. 74 77
175 A St. Bonaventure 63 70
186 A St. Louis 74 67
190 A Dartmouth 71 76
203 A Tenn. -Martin 52 53
206 H Drexel 62 46
246 A Rhode Island 77 65
250 A Akron 58 57
256 H Duquesne 77 60
275 H Fordham 69 38
281 H St. Francis (Pa.) 87 66
282 A Wright St. 59 60
291 N Memphis 96 71
293 N Winthrop 55 42
308 H Loyola (Ill.) 69 73

LAST 10 Division I GAMES:

15 N George Washington 45 61
138 N La Salle 57 43
123 A Richmond 63 66
133 H Massachusetts 58 66
80 H St. Joseph's 78 77
246 A Rhode Island 77 65
28 A Xavier 52 80
138 H La Salle 59 57
30 A Temple 50 68
175 A St. Bonaventure 63 70

Dayton

Non-Div I Games:

Dayton

Loss, Non-Conf, S Site, H Home A Away N Neutral

Average RPI Win: 172		WON-LOST RECORD	WINNING PCT. RANK	LAST 10 GAMES	STRENGTH OF SCHEDULE	OPP. STRENGTH OF SCHEDULE	TEAM RPI	ADJ. RPI	CONF. RPI	ADJ CONF. RPI	
DIV. I ONLY		26- 6	19	7- 3	109	92	35	34	9	9	
DIV. I NON-CONF.		9- 3	45	0- 1	165	79	65	65	10	10	
TOTALS		RPI 1-25	RPI 26-50	W-L RECORDS	RPI 51-100	RPI 100+					
26- 6		0- 3	3- 2	OVERALL	1- 0	22- 1					
14- 1		0- 0	2- 1	HOME	0- 0	12- 0					
11- 5		0- 3	1- 1	AWAY	0- 0	10- 1					
1- 0		0- 0	0- 0	NEUTRAL	1- 0	0- 0					
9- 3		0- 2	0- 0	NON-CONFERENCE	1- 0	8- 1					
4- 0		0- 0	0- 0	HOME	0- 0	4- 0					
4- 3		0- 2	0- 0	AWAY	0- 0	4- 1					
1- 0		0- 0	0- 0	NEUTRAL	1- 0	0- 0					
17- 3		0- 1	3- 2	CONFERENCE	0- 0	14- 0					
10- 1		0- 0	2- 1	HOME	0- 0	8- 0					
7- 2		0- 1	1- 1	AWAY	0- 0	6- 0					
0- 0		0- 0	0- 0	NEUTRAL	0- 0	0- 0					
RPI 1-25		RPI 26-50		Team's RPI: 34	RPI 51-100		RPI 101+				
RPI S	Opponent	Score	RPI S	Opponent	Score	RPI S	Opponent	Score	RPI S	Opponent	Score
19	A Michigan St.	58 69	26	A James Madison	65 73	72 N	Kentucky	86 70	104	A Boston College	60 68
20	A Bowling Green	59 70	26	H James Madison	77 67				120	H William & Mary	68 55
23	A Old Dominion	47 63	26	H James Madison	56 67				132	A VCU	82 51
			48	A Hofstra	67 59				132	H VCU	79 58
			48	H Hofstra	59 56				133	A Massachusetts	63 62
									138	A La Salle	66 52
									142	H Villanova	68 63
									146	A Towson	70 52
									146	H Towson	79 45
									159	H Boston U.	79 59
									178	H Georgia St.	85 66
									206	A Drexel	65 53
									206	H Drexel	64 36
									207	A San Francisco	71 47
									227	A George Mason	76 58
									227	H George Mason	67 47
									234	A UNC Wilmington	66 38
									234	H UNC Wilmington	80 62
									240	A Penn	73 49
									257	A Northeastern	65 35
									257	H Northeastern	65 43
									273	H American	71 54
									275	H Fordham	66 42
LAST 10 Division I GAMES:											
19	A Michigan St.	58 69	26	H James Madison	77 67	146	A Towson	70 52			
26	H James Madison	56 67	234	H UNC Wilmington	80 62	23	A Old Dominion	47 63			
132	H VCU	79 58	227	A George Mason	76 58						
257	A Northeastern	65 35									
206	H Drexel	64 36									

Non-Div I Games:

Delaware

Average RPI Win: 209		WON-LOST RECORD	WINNING PCT. RANK	LAST 10 GAMES	STRENGTH OF SCHEDULE	OPP. STRENGTH OF SCHEDULE	TEAM RPI	ADJ. RPI	CONF. RPI	ADJ CONF. RPI
DIV. I ONLY		20- 11	73	8- 2	197	106	105	107	8	8
DIV. I NON-CONF.		6- 4	109	1- 0	331	209	227	227	9	9
TOTALS		RPI 1-25	RPI 26-50	W-L RECORDS	RPI 51-100	RPI 100+				
20- 11		0- 2	0- 1	OVERALL	3- 7	17- 1				
11- 2		0- 0	0- 1	HOME	2- 1	9- 0				
7- 6		0- 1	0- 0	AWAY	0- 4	7- 1				
2- 3		0- 1	0- 0	NEUTRAL	1- 2	1- 0				
6- 4		0- 0	0- 0	NON-CONFERENCE	0- 3	6- 1				
3- 0		0- 0	0- 0	HOME	0- 0	3- 0				
2- 2		0- 0	0- 0	AWAY	0- 1	2- 1				
1- 2		0- 0	0- 0	NEUTRAL	0- 2	1- 0				
14- 7		0- 2	0- 1	CONFERENCE	3- 4	11- 0				
8- 2		0- 0	0- 1	HOME	2- 1	6- 0				
5- 4		0- 1	0- 0	AWAY	0- 3	5- 0				
1- 1		0- 1	0- 0	NEUTRAL	1- 0	0- 0				
RPI 1-25		RPI 26-50		RPI 51-100		RPI 101+		Team's RPI: 107		
RPI S	Opponent	Score	RPI S	Opponent	Score	RPI S	Opponent	Score		
13	A Middl e Tenn.	58 82	31	H Western Ky.	68 73	58	N Texas Tech	53 67	129	A Florida Int'l 74 61
13	N Middl e Tenn.	50 76				62	A La. -Lafayette	52 72	172	H South Ala. 54 34
						62	H La. -Lafayette	55 67	177	A North Texas 51 48
						76	A Arkansas St.	48 53	177	H North Texas 72 63
						76	H Arkansas St.	87 70	182	A La. -Monroe 65 52
						82	N Arkansas	58 84	182	H La. -Monroe 51 33
						88	A Boi se St.	65 70	210	A Troy 65 62
						89	A Ark. -Li ttle Rock	56 68	233	H Fla. Atlant ic 76 60
						89	H Ark. -Li ttle Rock	61 47	233	H Fla. Atlant ic 65 41
						89	N Ark. -Li ttle Rock	62 60	251	H Ai r Force 59 46
									253	H Fai rlei gh Di cki nson 67 58
									258	A Portl and 52 75
									265	A New Orleans 64 57
									265	H New Orleans 68 48
									268	A Col orado St. 65 53
									285	H Lamar 97 43
									310	A Northern Col o. 88 59
									328	N Sacramento St. 60 31
LAST 10 Divi si on I GAMES:										
13	N Middl e Tenn.	50 76	177	H North Texas	72 63					
89	N Ark. -Li ttle Rock	62 60	76	H Arkansas St.	87 70					
233	H Fla. Atlant ic	65 41	265	A New Orleans	64 57					
182	A La. -Monroe	65 52	89	H Ark. -Li ttle Rock	61 47					
62	H La. -Lafayette	55 67	310	A Northern Col o.	88 59					

Non-Div I Games:

Denver

Loss, Non-Conf, S Site, H Home A Away N Neutral

Denver

Denver

Average RPI Win: 246		WON-LOST RECORD		WINNING PCT. RANK		LAST 10 GAMES		STRENGTH OF SCHEDULE		OPP. STRENGTH OF SCHEDULE		TEAM RPI		ADJ. RPI		CONF. RPI		ADJ CONF. RPI	
DIV. I ONLY		5- 26		323		1- 9		211		212		297		296		25		24	
DIV. I NON-CONF.		3- 10		281		0- 0		99		47		208		207		23		23	
TOTALS		RPI 1-25		RPI 26-50		W-L RECORDS		RPI 51-100		RPI 100+									
5- 26		0- 2		0- 3		OVERALL		1- 3		4- 18									
1- 11		0- 1		0- 1		HOME		0- 1		1- 8									
2- 14		0- 1		0- 2		AWAY		0- 2		2- 9									
2- 1		0- 0		0- 0		NEUTRAL		1- 0		1- 1									
3- 10		0- 2		0- 0		NON-CONFERENCE		1- 3		2- 5									
1- 3		0- 1		0- 0		HOME		0- 1		1- 1									
0- 6		0- 1		0- 0		AWAY		0- 2		0- 3									
2- 1		0- 0		0- 0		NEUTRAL		1- 0		1- 1									
2- 16		0- 0		0- 3		CONFERENCE		0- 0		2- 13									
0- 8		0- 0		0- 1		HOME		0- 0		0- 7									
2- 8		0- 0		0- 2		AWAY		0- 0		2- 6									
0- 0		0- 0		0- 0		NEUTRAL		0- 0		0- 0									
RPI 1-25		RPI 26-50		RPI 51-100		RPI 101+		Team's RPI: 296											
RPI S	Opponent	Score	RPI S	Opponent	Score	RPI S	Opponent	Score	RPI S	Opponent	Score								
10	A LSU	44 80	44	A Wi s. -Green Bay	60 88	56	A Vi rgi ni a Tech	57 71	108	N SMU	50 73								
20	H Bowl ing Green	37 68	44	A Wi s. -Green Bay	58 81	65	H DePaul	57 81	111	A Eastern Mi ch.	55 71								
			44	H Wi s. -Green Bay	70 86	72	A Kentucky	44 79	117	H UNI	75 90								
						98	N East Caro.	62 57	161	A Mi chi gan	35 86								
									167	A Western Mi ch.	72 85								
									174	A Butler	64 77								
									174	H Butler	51 59								
									187	A Ill. -Chi cago	73 77								
									187	H Ill. -Chi cago	74 77								
									216	A Wi s. -Mi l waukee	54 63								
									216	H Wi s. -Mi l waukee	67 77								
									235	H Buffal o	73 61								
									282	A Wri ght St.	54 65								
									282	H Wri ght St.	51 67								
									284	N New Hampshi re	54 50								
									304	A Cl evel and St.	64 61								
									304	H Cl evel and St.	74 77								
									305	A Youngstown St.	39 55								
									305	H Youngstown St.	52 58								
									308	A Loyol a (Ill.)	68 78								
									308	A Loyol a (Ill.)	75 68								
									308	H Loyol a (Ill.)	61 73								
				LAST 10 Div		sion I GAMES:													
			44	A Wi s. -Green Bay	58 81	282	A Wri ght St.	54 65											
			308	A Loyol a (Ill.)	75 68	304	H Cl evel and St.	74 77											
			187	H Ill. -Chi cago	74 77	305	H Youngstown St.	52 58											
			308	H Loyol a (Ill.)	61 73	44	A Wi s. -Green Bay	60 88											
			174	A Butler	64 77	216	A Wi s. -Mi l waukee	54 63											

Non-Div I Games:

Detroit

Loss, Non-Conf, S Site, H Home A Away N Neutral

Detroit

Average RPI Win: 211		WON-LOST RECORD		WINNING PCT. RANK		LAST 10 GAMES		STRENGTH OF SCHEDULE		OPP. STRENGTH OF SCHEDULE		TEAM RPI		ADJ. RPI		CONF. RPI		ADJ CONF. RPI	
DIV. I ONLY		14- 19		205		6- 4		128		147		169		168		15		15	
DIV. I NON-CONF.		5- 6		183		0- 1		105		73		138		136		15		15	
TOTALS		RPI 1-25		RPI 26-50		W-L RECORDS		RPI 51-100		RPI 100+									
14- 19		0- 2		0- 0		OVERALL		1- 7		13- 10									
11- 8		0- 0		0- 0		HOME		1- 4		10- 4									
2- 9		0- 1		0- 0		AWAY		0- 3		2- 5									
1- 2		0- 1		0- 0		NEUTRAL		0- 0		1- 1									
5- 6		0- 2		0- 0		NON-CONFERENCE		0- 3		5- 1									
4- 2		0- 0		0- 0		HOME		0- 2		4- 0									
0- 2		0- 1		0- 0		AWAY		0- 1		0- 0									
1- 2		0- 1		0- 0		NEUTRAL		0- 0		1- 1									
9- 13		0- 0		0- 0		CONFERENCE		1- 4		8- 9									
7- 6		0- 0		0- 0		HOME		1- 2		6- 4									
2- 7		0- 0		0- 0		AWAY		0- 2		2- 5									
0- 0		0- 0		0- 0		NEUTRAL		0- 0		0- 0									
RPI 1-25				RPI 26-50				RPI 51-100				RPI 101+		Team's RPI: 168					
RPI	S	Opponent	Score	RPI	S	Opponent	Score	RPI	S	Opponent	Score	RPI	S	Opponent	Score				
1	N	Tennessee	37 76					81	H	Iowa	70 77	113	A	Indiana St.	67 84				
25	A	Iowa St.	62 70					85	A	Illinois St.	50 64	113	H	Indiana St.	68 76				
								85	H	Illinois St.	61 67	117	A	UNI	68 73				
								92	A	Southern Ill.	57 59	117	H	UNI	55 61				
								92	H	Southern Ill.	45 49	123	N	Richmond	77 64				
								92	H	Southern Ill.	59 47	131	A	Evansville	62 67				
								93	H	Oregon	63 66	131	H	Evansville	55 57				
								97	A	UC Riverside	39 52	131	H	Evansville	61 58				
												163	N	Marshall	58 59				
												191	A	Creighton	57 67				
												191	H	Creighton	64 52				
												191	H	Creighton	65 64				
												208	H	Cal St. Fullerton	58 43				
												216	H	Wis.-Milwaukee	75 72				
												222	H	Oregon St.	72 65				
												229	A	Bradley	51 58				
												229	H	Bradley	57 62				
												254	A	Wisconsin St.	67 64				
												254	H	Wisconsin St.	69 61				
												254	H	Wisconsin St.	78 63				
												260	A	Missouri St.	81 68				
												260	H	Missouri St.	82 76				
												300	H	Western Ill.	79 45				
				LAST 10 Division I GAMES:															

Drake

Drake

Non-Div l Games:

Drake

■ Loss, ■ Non-Conf, S Site, H Home A Away N Neutral

Average RPI Win: 234		WON-LOST RECORD	WINNING PCT. RANK	LAST 10 GAMES	STRENGTH OF SCHEDULE	OPP. STRENGTH OF SCHEDULE	TEAM RPI	ADJ. RPI	CONF. RPI	ADJ CONF. RPI
DIV. I ONLY	10- 21	252	5- 5	100	129	208	206	9	9	
DIV. I NON-CONF.	5- 6	183	0- 0	174	258	195	195	10	10	
<hr/>										
TOTALS	RPI 1-25	RPI 26-50	W-L RECORDS	RPI 51-100	RPI 100+					
10- 21	0- 3	0- 6	OVERALL	0- 1	10- 11					
5- 9	0- 1	0- 3	HOME	0- 1	5- 4					
4- 11	0- 1	0- 3	AWAY	0- 0	4- 7					
1- 1	0- 1	0- 0	NEUTRAL	0- 0	1- 0					
5- 6	0- 0	0- 1	NON-CONFERENCE	0- 1	5- 4					
2- 3	0- 0	0- 1	HOME	0- 1	2- 1					
3- 3	0- 0	0- 0	AWAY	0- 0	3- 3					
0- 0	0- 0	0- 0	NEUTRAL	0- 0	0- 0					
5- 15	0- 3	0- 5	CONFERENCE	0- 0	5- 7					
3- 6	0- 1	0- 2	HOME	0- 0	3- 3					
1- 8	0- 1	0- 3	AWAY	0- 0	1- 4					
1- 1	0- 1	0- 0	NEUTRAL	0- 0	1- 0					
<hr/>										
RPI 1-25		RPI 26-50			RPI 51-100		RPI 101+ Team's RPI: 206			
RPI S	Opponent	Score	RPI S	Opponent	Score	RPI S	Opponent	Score	RPI S	Opponent
23	A Old Domi ni on	45 70	26	A James Madi son	63 84	70	H Penn St.	56 74	120	A William & Mary
23	H Old Domi ni on	51 83	30	H Temple	50 61				120	H William & Mary
23	N Old Domi ni on	55 66	34	A Del aware	36 64				132	H VCU
			34	H Del aware	53 65				138	A La Sal le
			48	A Hofstra	52 61				144	H Loyol a (Md.)
			48	H Hofstra	45 46				146	A Towson
									146	H Towson
									178	A Georgi a St.
									178	N Georgi a St.
									209	H Monmouth
									212	A Dayton
									224	A Mt. St. Mary' s
									227	H George Mason
									231	A Si ena
									234	A UNC Wi lmi ngton
									234	H UNC Wi lmi ngton
									240	A Penn
									257	A Northeastern
									257	H Northeastern
									271	H Lehi gh
									273	A Ameri can
<hr/>										
			LAST 10 Div sion I GAMES:							
			23 N Ol d Domi ni on		55 66	234 A UNC Wi l mi ngton		71 59		
			178 N Georgi a St.		73 62	48 A Hofstra		52 61		
			227 H George Mason		70 67	132 H VCU		50 53		
			34 A Del aware		36 64	146 A Towson		52 55		
			257 H Northeastern		98 90	234 H UNC Wi l mi ngton		51 48		

Drexel

Non-Div I Games:

Drexel

Loss,
Non-Conf, S Site,
H Home
A Away
N Neutral

Through Games Of 2007 Final															
Duke				WON-LOST		WINNING		LAST 10		STRENGTH OF					
Average RPI Win: 76				RECORD		PCT. RANK		GAMES		OPP. STRENGTH					
Average RPI Loss: 13										TEAM					
										RPI					
										ADJ. RPI					
										CONF. RPI					
										ADJ CONF. RPI					
DIV. I ONLY				32- 2		1		8- 2		4	3				
DIV. I NON-CONF.				17- 1		2		2- 1		14	5				
										2					
										2					
										3					
										3					

TOTALS				RPI 1-25		RPI 26-50		W-L RECORDS		RPI 51-100					
								OVERALL		RPI 100+					
32- 2				11- 2		6- 0				4- 0					
14- 0				4- 0		2- 0		HOME		3- 0					
11- 0				5- 0		2- 0		AWAY		1- 0					
7- 2				2- 2		2- 0		NEUTRAL		0- 0					
17- 1				6- 1		3- 0		NON-CONFERENCE		1- 0					
7- 0				2- 0		2- 0		HOME		1- 0					
4- 0				2- 0		0- 0		AWAY		0- 0					
6- 1				2- 1		1- 0		NEUTRAL		0- 0					
15- 1				5- 1		3- 0		CONFERENCE		3- 0					
7- 0				2- 0		0- 0		HOME		2- 0					
7- 0				3- 0		2- 0		AWAY		1- 0					
1- 1				0- 1		1- 0		NEUTRAL		0- 0					

RPI S Opponent Score				Team's RPI: 2				RPI 1-25							
								RPI 26-50							
								RPI 51-100							
								RPI 101+							
1	A	Tennessee	74 70	30	N	Temple	62 52	52	H	Georgia Tech	83 51				
4	A	North Carolina	64 53	32	A	Florida St.	73 60	56	A	Virginia Tech	86 54				
4	H	North Carolina	67 62	36	H	Marist	71 50	56	H	Virginia Tech	75 65				
5	A	Rutgers	85 45	39	H	Texas	80 52	70	H	Penn St.	70 42				
5	N	Rutgers	52 53	49	A	Virginia	76 61								
7	A	Maryland	69 57	49	N	Virginia	79 58								
7	H	Maryland	81 62												
11	H	Vanderbilt	69 48												
20	N	Bowling Green	55 46												
21	A	North Carolina St.	65 51												
21	N	North Carolina St.	65 70												
22	N	Pittsburgh	72 51												
23	H	Old Dominion	89 40												

LAST 10 Division I GAMES:															
5	N	Rutgers	52 53	4	H	North Carolina	67 62								
30	N	Temple	62 52	7	A	Maryland	69 57								
223	N	Holy Cross	81 44	104	H	Boston College	73 52								
21	N	North Carolina St.	65 70	181	A	Wake Forest	77 45								
49	N	Virginia	79 58	4	A	North Carolina	64 53								

Non-Div I Games:

Duke

Loss, Non-Conf, S Site, H Home A Away N Neutral

Average RPI Win: 220		WON-LOST RECORD	WINNING PCT. RANK	LAST 10 GAMES	STRENGTH OF SCHEDULE	OPP. STRENGTH OF SCHEDULE	TEAM RPI	ADJ. RPI	CONF. RPI	ADJ CONF. RPI	
DIV. I ONLY		7- 20	288	0- 10	141	162	253	256	10	10	
DIV. I NON-CONF.		5- 8	223	0- 0	178	242	210	214	8	8	
TOTALS		RPI 1-25	RPI 26-50	W-L RECORDS	RPI 51-100	RPI 100+					
7- 20		0- 2	0- 3	OVERALL	0- 3	7- 12					
4- 9		0- 1	0- 1	HOME	0- 1	4- 6					
0- 10		0- 1	0- 2	AWAY	0- 2	0- 5					
3- 1		0- 0	0- 0	NEUTRAL	0- 0	3- 1					
5- 8		0- 1	0- 1	NON-CONFERENCE	0- 1	5- 5					
2- 4		0- 1	0- 0	HOME	0- 0	2- 3					
0- 3		0- 0	0- 1	AWAY	0- 1	0- 1					
3- 1		0- 0	0- 0	NEUTRAL	0- 0	3- 1					
2- 12		0- 1	0- 2	CONFERENCE	0- 2	2- 7					
2- 5		0- 0	0- 1	HOME	0- 1	2- 3					
0- 7		0- 1	0- 1	AWAY	0- 1	0- 4					
0- 0		0- 0	0- 0	NEUTRAL	0- 0	0- 0					
RPI 1-25		RPI 26-50		RPI 51-100		RPI 101+		Team's RPI: 256			
RPI	S	Opponent	Score	RPI	S	Opponent	Score	RPI	S	Opponent	Score
15	A	George Washington	46 76	28	A	Xavier	44 59	80	H	St. Joseph's	65 75
22	H	Pittsburgh	56 61	30	H	Temple	43 72	84	A	Robert Morris	59 66
				37	A	West Virginia	42 77	100	A	Charlotte	65 74

Non-Div I Games:

Duquesne

Average RPI Win: 171		WON-LOST RECORD		WINNING PCT. RANK		LAST 10 GAMES		STRENGTH OF SCHEDULE		OPP. STRENGTH OF SCHEDULE		TEAM RPI		ADJ. RPI		CONF. RPI		ADJ CONF. RPI	
DIV. I ONLY		19- 14		118		9- 1		94		110		99		98		13		13	
DIV. I NON-CONF.		5- 9		238		0- 1		43		72		133		132		11		11	
TOTALS		RPI 1-25		RPI 26-50		W-L RECORDS		RPI 51-100		RPI 100+									
19- 14		0- 4		0- 2		OVERALL		4- 0		15- 8									
10- 3		0- 0		0- 1		HOME		3- 0		7- 2									
5- 8		0- 2		0- 1		AWAY		0- 0		5- 5									
4- 3		0- 2		0- 0		NEUTRAL		1- 0		3- 1									
5- 9		0- 4		0- 2		NON-CONFERENCE		0- 0		5- 3									
4- 1		0- 0		0- 1		HOME		0- 0		4- 0									
0- 5		0- 2		0- 1		AWAY		0- 0		0- 2									
1- 3		0- 2		0- 0		NEUTRAL		0- 0		1- 1									
14- 5		0- 0		0- 0		CONFERENCE		4- 0		10- 5									
6- 2		0- 0		0- 0		HOME		3- 0		3- 2									
5- 3		0- 0		0- 0		AWAY		0- 0		5- 3									
3- 0		0- 0		0- 0		NEUTRAL		1- 0		2- 0									
RPI 1-25		RPI 26-50		RPI 51-100		Team's RPI: 98		RPI 101+											
RPI S	Opponent	Score	RPI S	Opponent	Score	RPI S	Opponent	Score	RPI S	Opponent	Score								
5 N	Rutgers	34 77	26 A	James Madi son	66 82	73 H	Tul ane	76 68	101 A	UAB	52 59								
21 A	North Carolina St.	38 64	32 H	Fl ori da St.	44 62	91 H	Ri ce	74 60	101 H	UAB	69 73								
22 N	Pi ttsburgh	53 70				91 N	Ri ce	79 70	101 N	UAB	85 81								
23 A	Ol d Domi ni on	66 77				94 H	UTEP	66 64	108 A	SMU	70 58								
									108 N	SMU	76 62								
									132 A	VCU	73 78								
									139 H	North Dakota St.	73 70								
									147 H	Long Isl and	80 73								
									151 A	Vermont	43 57								
									155 A	Tul sa	62 61								
									163 A	Marshal l	59 69								
									163 H	Marshal l	73 51								
									165 A	Houston	77 82								
									166 N	Harvard	80 71								
									193 A	Southern Mi ss.	68 52								
									193 H	Southern Mi ss.	59 65								
									234 H	UNC Wi l mi ngton	57 52								
									266 H	Fl ori da A&M	78 41								
									272 A	UCF	76 57								
									272 H	UCF	62 46								
									291 A	Memphi s	69 57								
									291 H	Memphi s	79 57								
									296 N	Detroit t	57 62								
LAST 10 Div												sion I GAMES:							
5 N	Rutgers	34 77	193 A	Southern Mi ss.	68 52														
91 N	Ri ce	79 70	73 H	Tul ane	76 68														
101 N	UAB	85 81	94 H	UTEP	66 64														
108 N	SMU	76 62	155 A	Tul sa	62 61														
272 A	UCF	76 57	108 A	SMU	70 58														

East Caro.

East Caro.

Non-Div I Games:

East Caro.

Loss,
Non-Conf, S Site,
H Home
A Away
N Neutral

Average RPI Win:		268	WON-LOST RECORD		WINNING PCT. RANK	LAST 10 GAMES		STRENGTH OF SCHEDULE		OPP. STRENGTH OF SCHEDULE		TEAM RPI	ADJ. RPI	CONF. RPI	ADJ CONF. RPI
Average RPI Loss:		108													
DIV. I ONLY		20- 12	83		7- 3		173		296		129	125	29	29	
DIV. I NON-CONF.		8- 7	139		2- 1		96		214		119	118	30	30	
TOTALS		RPI 1-25	RPI 26-50		W-L RECORDS		RPI 51-100		RPI 100+						
20- 12		0- 1	0- 0		OVERALL		0- 8		20- 3						
10- 3		0- 0	0- 0		HOME		0- 2		10- 1						
8- 8		0- 1	0- 0		AWAY		0- 5		8- 2						
2- 1		0- 0	0- 0		NEUTRAL		0- 1		2- 0						
8- 7		0- 1	0- 0		NON-CONFERENCE		0- 5		8- 1						
4- 2		0- 0	0- 0		HOME		0- 1		4- 1						
4- 5		0- 1	0- 0		AWAY		0- 4		4- 0						
0- 0		0- 0	0- 0		NEUTRAL		0- 0		0- 0						
12- 5		0- 0	0- 0		CONFERENCE		0- 3		12- 2						
6- 1		0- 0	0- 0		HOME		0- 1		6- 0						
4- 3		0- 0	0- 0		AWAY		0- 1		4- 2						
2- 1		0- 0	0- 0		NEUTRAL		0- 1		2- 0						
RPI 1-25		RPI 26-50		RPI 51-100		RPI 101+		Team's RPI: 125							
RPI S	Opponent	Score	RPI S	Opponent	Score	RPI S	Opponent	Score	RPI S	Opponent	Score				
4	A North Carolina	35 96				56	A Virginia Tech	64 78	140	H Radford	54 52				
						57	A South Carolina	53 78	141	A UNC Asheville	91 79				
						69	H Davidson	68 82	150	H Georgetown	52 53				
						74	A Western Caro.	63 91	188	A Jacksonville	79 83				
						90	A Southeast Mo. St.	68 73	188	H Jacksonville	68 61				
						99	A Belmont	66 69	188	N Jacksonville	78 72				
						99	H Belmont	69 78	202	H Appalachian St.	104 87				
						99	N Belmont	57 69	215	A Eastern Ky.	83 73				
									269	A Gardner-Webb	81 68				
									269	H Gardner-Webb	87 61				
									283	A Kennesaw St.	95 88				
									283	H Kennesaw St.	78 60				
									306	A Lipscomb	52 57				
									306	H Lipscomb	71 51				
									306	N Lipscomb	83 69				
									309	A Campbell I	87 66				
									309	H Campbell I	84 66				
									323	A Stetson	78 69				
									323	H Stetson	61 53				
									324	A North Fla.	61 58				
									324	H North Fla.	87 48				
									327	A Mercer	56 29				
									327	H Mercer	81 59				
		LAST 10 Division I GAMES:													
			74	A Western Caro.	63 91	323	H Stetson	61 53							
			99	N Belmont	57 69	283	H Kennesaw St.	78 60							
			188	N Jacksonville	78 72	324	A North Fla.	61 58							
			306	N Lipscomb	83 69	188	A Jacksonville	79 83							
			327	H Mercer	81 59	309	H Campbell I	84 66							

East Tenn. St.

E
a
s
t
T
e
n
n
.
S
t
.

Non-Div I Games:

East Tenn. St.

Loss, Non-Conf, S Site, H Home A Away N Neutral

Average RPI Win: 238											WON-LOST RECORD											WINNING PCT. RANK											LAST 10 GAMES											STRENGTH OF SCHEDULE											OPP. STRENGTH OF SCHEDULE											TEAM RPI											ADJ. RPI											CONF. RPI											ADJ CONF. RPI										
DIV. I ONLY											9- 19											254											4- 6											185											264											257											259											22											22										
DIV. I NON-CONF.											2- 6											275											0- 0											41											237											191											194											21											21										
TOTALS											RPI 1-25											RPI 26-50											W-L RECORDS											RPI 51-100											RPI 100+																																																						
9- 19											0- 0											0- 2											OVERALL											0- 3											9- 14																																																						
5- 7											0- 0											0- 0											HOME											0- 1											5- 6																																																						
3- 11											0- 0											0- 2											AWAY											0- 2											3- 7																																																						
1- 1											0- 0											0- 0											NEUTRAL											0- 0											1- 1																																																						
2- 6											0- 0											0- 2											NON-CONFERENCE											0- 1											2- 3																																																						
1- 1											0- 0											0- 0											HOME											0- 0											1- 1																																																						
0- 4											0- 0											0- 2											AWAY											0- 1											0- 1																																																						
1- 1											0- 0											0- 0											NEUTRAL											0- 0											1- 1																																																						
7- 13											0- 0											0- 0											CONFERENCE											0- 2											7- 11																																																						
4- 6											0- 0											0- 0											HOME											0- 1											4- 5																																																						
3- 7											0- 0											0- 0											AWAY											0- 1											3- 6																																																						
0- 0											0- 0											0- 0											NEUTRAL											0- 0											0- 0																																																						
RPI 1-25											RPI 26-50											RPI 51-100											RPI 101+											Team's RPI: 259																																																																	
RPI S Opponent Score											RPI S Opponent Score											RPI S Opponent Score											RPI S Opponent Score											RPI S Opponent Score																																																																	
28 A Xavier											73 90											85 A Illinois St.											72 101											113 A Indiana St.											86 102																																																						
33 A Louisville											75 93											90 A Southeast Mo. St.											60 77											124 A Murray St.											67 93																																																						
																						90 H Southeast Mo. St.											42 63											124 H Murray St.											67 70																																																						
																																												187 H Ill. -Chi cago											80 81																																																						
																																												191 N Creighton											81 71																																																						
																																												200 A Samford											49 70																																																						
																																												200 H Samford											41 63																																																						
																																												203 A Tenn. -Martin											55 66																																																						
																																												203 H Tenn. -Martin											52 44																																																						
																																												204 A Morehead St.											59 71																																																						
																																												204 H Morehead St.											76 88																																																						
																																												215 A Eastern Ky.											69 78																																																						
																																												215 H Eastern Ky.											86 77																																																						
																																												220 A Tennessee Tech											89 70																																																						
																																												220 H Tennessee Tech											63 61																																																						
																																												229 H Bradley											92 75																																																						
																																												237 N Alabama A&M											66 67																																																						
																																												241 A Austin Peay											79 61																																																						
																																												241 H Austin Peay											62 74																																																						
																																												301 A Jacksonville St.											82 76																																																						
																																												301 H Jacksonville St.											98 103																																																						
																																												318 A Tennessee St.											62 67																																																						
																																												318 H Tennessee St.											84 54																																																						
LAST 10 Division I GAMES:											LAST 10 Division I GAMES:											LAST 10 Division I GAMES:											LAST 10 Division I GAMES:											LAST 10 Division I GAMES:																																																																	
200 A Samford											49 70											241 A Austin Peay											79 61											200 H Samford											41 63																																																						
301 A Jacksonville St.											82 76											200 H Samford											41 63											301 H Jacksonville St.											98 103																																																						
124 H Murray St.											67 70											301 H Jacksonville St.											98 103											204 A Morehead St.											59 71																																																						
90 H Southeast Mo. St.											42 63											204 A Morehead St.											59 71											318 H Tennessee St.											84 54																																																						
203 H Tenn. -Martin											52 44											318 H Tennessee St.											84 54																																																																												

Non-Div I Games: 111. -Springfield 118 76

Eastern III.

Loss, Non-Conf, S Site, H Home A Away N Neutral

Average RPI Win: 235		WON-LOST RECORD		WINNING PCT. RANK		LAST 10 GAMES		STRENGTH OF SCHEDULE		OPP. STRENGTH OF SCHEDULE		TEAM RPI		ADJ. RPI		CONF. RPI		ADJ CONF. RPI	
DIV. I ONLY		11- 18		228		4- 6		139		239		215		215		22		22	
DIV. I NON-CONF.		2- 6		275		0- 0		8		124		134		130		21		21	
TOTALS		RPI 1-25		RPI 26-50		W-L RECORDS		RPI 51-100		RPI 100+									
11- 18		0- 1		0- 1		OVERALL		1- 3		10- 13									
5- 6		0- 0		0- 0		HOME		0- 1		5- 5									
4- 10		0- 0		0- 1		AWAY		0- 2		4- 7									
2- 2		0- 1		0- 0		NEUTRAL		1- 0		1- 1									
2- 6		0- 1		0- 1		NON-CONFERENCE		1- 1		1- 3									
0- 1		0- 0		0- 0		HOME		0- 0		0- 1									
0- 3		0- 0		0- 1		AWAY		0- 1		0- 1									
2- 2		0- 1		0- 0		NEUTRAL		1- 0		1- 1									
9- 12		0- 0		0- 0		CONFERENCE		0- 2		9- 10									
5- 5		0- 0		0- 0		HOME		0- 1		5- 4									
4- 7		0- 0		0- 0		AWAY		0- 1		4- 6									
0- 0		0- 0		0- 0		NEUTRAL		0- 0		0- 0									
RPI 1-25		RPI 26-50		RPI 51-100		RPI 101+		Team's RPI: 215											
RPI S	Opponent	Score		RPI S	Opponent	Score		RPI S	Opponent	Score		RPI S	Opponent	Score					
8 N	Oklahoma	79	92	41 A	Chattanooga	52	81	74 N	Western Caro.	83	66	124 A	Murray St.	62	75				
								90 A	Southeast Mo. St.	72	73	124 A	Murray St.	66	68				
								90 H	Southeast Mo. St.	62	64	124 H	Murray St.	75	89				
								99 A	Belmont	61	68	125 H	East Tenn. St.	73	83				
												128 N	Louisiana Tech	86	84				
												150 N	Georgetown	77	79				
												193 A	Southern Miss.	76	81				
												200 A	Samford	56	59				
												200 H	Samford	51	62				
												203 A	Tenn. -Martin	55	50				
												203 H	Tenn. -Martin	64	49				
												204 A	Morehead St.	72	82				
												204 H	Morehead St.	88	91				
												220 A	Tennessee Tech	50	84				
												220 H	Tennessee Tech	64	65				
												241 A	Austin Peay	76	69				
												241 H	Austin Peay	69	55				
												259 A	Eastern Ill.	77	86				
												259 H	Eastern Ill.	78	69				
												301 A	Jacksonville St.	80	70				
												301 H	Jacksonville St.	85	73				
												318 A	Tennessee St.	80	71				
												318 H	Tennessee St.	88	49				
LAST 10 Division I GAMES:																			
124 A	Murray St.	66	68	90 A	Southeast Mo. St.	72	73												
318 A	Tennessee St.	80	71	124 A	Murray St.	62	75												
241 A	Austin Peay	76	69	220 H	Tennessee Tech	64	65												
200 H	Samford	51	62	204 A	Morehead St.	72	82												
301 H	Jacksonville St.	85	73	203 H	Tenn. -Martin	64	49												

Eastern Ky.

Eastern Ky.

Non-Div I Games: Ohio Valley 97 39

Eastern Ky.

Loss, Non-Conf, S Site, H Home A Away N Neutral

Average RPI Win: 200		WON-LOST RECORD		WINNING PCT. RANK		LAST 10 GAMES		STRENGTH OF SCHEDULE		OPP. STRENGTH OF SCHEDULE		TEAM RPI		ADJ. RPI		CONF. RPI		ADJ CONF. RPI					
DIV. I ONLY		16- 13		140		5- 5		114		157		114		111		11		11					
DIV. I NON-CONF.		5- 6		183		0- 0		202		230		201		198		13		13					
TOTALS		RPI 1-25		RPI 26-50		W-L RECORDS		RPI 51-100		RPI 100+													
16- 13		0- 2		0- 2		OVERALL		0- 2		16- 7													
8- 4		0- 1		0- 1		HOME		0- 0		8- 2													
7- 6		0- 0		0- 1		AWAY		0- 2		7- 3													
1- 3		0- 1		0- 0		NEUTRAL		0- 0		1- 2													
5- 6		0- 0		0- 0		NON-CONFERENCE		0- 2		5- 4													
3- 1		0- 0		0- 0		HOME		0- 0		3- 1													
2- 3		0- 0		0- 0		AWAY		0- 2		2- 1													
0- 2		0- 0		0- 0		NEUTRAL		0- 0		0- 2													
11- 7		0- 2		0- 2		CONFERENCE		0- 0		11- 3													
5- 3		0- 1		0- 1		HOME		0- 0		5- 1													
5- 3		0- 0		0- 1		AWAY		0- 0		5- 2													
1- 1		0- 1		0- 0		NEUTRAL		0- 0		1- 0													
RPI 1-25		RPI 26-50		RPI 51-100		RPI 101+ Team's RPI: 111																	
RPI S	Opponent	Score	RPI S	Opponent	Score	RPI S	Opponent	Score	RPI S	Opponent	Score												
20	H Bowling Green	55 72	50	A Ball St.	73 74	74	A Western Caro.	61 69	105	N Northern Ari z.	69 89												
20	N Bowl ing Green	57 71	50	H Ball St.	46 55	85	A Illi noi s St.	55 68	110	H Ohi o	62 70												
												110	N Ohi o	79 69									
												114	A Kent St.	69 64									
												115	A Northern Ill.	68 82									
												115	H Northern Ill.	80 66									
												133	A Massachusetts	80 83									
												145	H Oakl and	62 68									
												159	N Boston U.	59 65									
												167	A Western Mi ch.	79 58									
												167	H Western Mi ch.	69 45									
												183	A Mi ami (Ohi o)	74 56									
												185	A Tol edo	58 53									
												185	H Tol edo	76 42									
												204	H Morehead St.	90 66									
												225	A Central Mi ch.	57 50									
												225	H Central Mi ch.	77 62									
												235	H Buffal o	69 56									
												245	A Furman	64 62									
												250	A Akron	53 69									
												265	H New Orleans	93 69									
												282	A Wri ght St.	76 59									
												296	H Detroit	71 55									
												LAST 10 Division I GAMES:											
												20	N Bowl ing Green	57 71	185	H Tol edo	76 42						
												110	N Ohi o	79 69	115	A Northern Ill.	68 82						
												225	A Central Mi ch.	57 50	110	H Ohi o	62 70						
												50	A Ball St.	73 74	183	A Mi ami (Ohi o)	74 56						
												167	H Western Mi ch.	69 45	250	A Akron	53 69						

Non-Div I Games:

Eastern Mich.

Average RPI Win: 238		WON-LOST RECORD	WINNING PCT. RANK	LAST 10 GAMES	STRENGTH OF SCHEDULE	OPP. STRENGTH OF SCHEDULE	TEAM RPI	ADJ. RPI	CONF. RPI	ADJ CONF. RPI	
DIV. I ONLY		9- 20	258	1- 9	172	177	244	242	14	14	
DIV. I NON-CONF.		5- 5	146	0- 0	185	263	175	178	14	14	
TOTALS		RPI 1-25	RPI 26-50	W-L RECORDS	RPI 51-100	RPI 100+					
9- 20		0- 1	0- 2	OVERALL	1- 6	8- 11					
8- 6		0- 0	0- 1	HOME	1- 2	7- 3					
1- 12		0- 1	0- 1	AWAY	0- 3	1- 7					
0- 2		0- 0	0- 0	NEUTRAL	0- 1	0- 1					
5- 5		0- 1	0- 0	NON-CONFERENCE	0- 1	5- 3					
4- 1		0- 0	0- 0	HOME	0- 0	4- 1					
1- 3		0- 1	0- 0	AWAY	0- 0	1- 2					
0- 1		0- 0	0- 0	NEUTRAL	0- 1	0- 0					
4- 15		0- 0	0- 2	CONFERENCE	1- 5	3- 8					
4- 5		0- 0	0- 1	HOME	1- 2	3- 2					
0- 9		0- 0	0- 1	AWAY	0- 3	0- 5					
0- 1		0- 0	0- 0	NEUTRAL	0- 0	0- 1					
RPI S Opponent		RPI S Opponent	RPI S Opponent	RPI S Opponent	Team's RPI: 242						
Score		Score	Score	Score	Score						
4 A North Carolina 36 90		41 A Chattanooga 59 69	69 A Davidson 50 63	136 H Iona 51 35							
		41 H Chattanooga 50 58	69 H Davidson 49 68	152 H High Point 51 54							
			71 N Kansas St. 34 75	154 A UNLV 40 70							
			74 A Western Caro. 66 77	184 A N. C. A&T 46 81							
			74 H Western Caro. 54 49	194 A Wofford 47 56							
			87 A UNC Greensboro 40 88	194 H Wofford 43 50							
			87 H UNC Greensboro 48 57	198 A Ga. Southern 37 46							
				198 H Ga. Southern 55 50							
				202 A Appal achi an St. 52 63							
				202 H Appal achi an St. 61 63							
				202 N Appal achi an St. 50 64							
				245 A Furman 54 59							
				245 H Furman 56 50							
				279 A Col . of Charleston 34 63							
				279 H Col . of Charleston 64 58							
				289 H Longwood 48 39							
				303 H Wi nston-Sal em 50 42							
				309 A Campbel l 76 68							
				309 H Campbel l 60 46							
		LAST 10 Division I GAMES:									
		202 N Appal achi an St. 50 64	279 H Col . of Charleston 64 58								
		202 H Appal achi an St. 61 63	194 H Wofford 43 50								
		245 A Furman 54 59	198 A Ga. Southern 37 46								
		87 H UNC Greensboro 48 57	74 A Western Caro. 66 77								
		69 A Davi dson 50 63	41 H Chattanooga 50 58								

Non-Di v I Games: Montreat

104 59

El on

Average RPI Win: 186		WON-LOST	WINNING	LAST 10	STRENGTH OF	OPP. STRENGTH	TEAM	ADJ.	CONF.	ADJ CONF.
Average RPI Loss: 163		RECORD	PCT. RANK	GAMES	SCHEDULE	OF SCHEDULE	RPI	RPI	RPI	RPI
DIV. I ONLY	19- 12	91	6- 4	191	185	126	131	15	15	
DIV. I NON-CONF.	7- 4	99	0- 0	211	270	141	142	15	15	
TOTALS	RPI 1-25	RPI 26-50	W-L RECORDS	RPI 51-100	RPI 100+					
19- 12	0- 0	0- 0	OVERALL	1- 4	18- 8					
10- 4	0- 0	0- 0	HOME	0- 2	10- 2					
7- 8	0- 0	0- 0	AWAY	1- 2	6- 6					
2- 0	0- 0	0- 0	NEUTRAL	0- 0	2- 0					
7- 4	0- 0	0- 0	NON-CONFERENCE	0- 1	7- 3					
5- 0	0- 0	0- 0	HOME	0- 0	5- 0					
1- 4	0- 0	0- 0	AWAY	0- 1	1- 3					
1- 0	0- 0	0- 0	NEUTRAL	0- 0	1- 0					
12- 8	0- 0	0- 0	CONFERENCE	1- 3	11- 5					
5- 4	0- 0	0- 0	HOME	0- 2	5- 2					
6- 4	0- 0	0- 0	AWAY	1- 1	5- 3					
1- 0	0- 0	0- 0	NEUTRAL	0- 0	1- 0					
RPI S	RPI 1-25 Opponent Score	RPI S	RPI 26-50 Opponent Score	RPI S	RPI 51-100 Opponent Score	RPI S	RPI 101+ Opponent Score	Team's RPI: 131		
				55 A Indiana	80 83	113 A Indiana St.	63 61			
				85 A Illinois St.	70 65	113 H Indiana St.	98 91			
				85 H Illinois St.	81 89	117 A UNI	56 54			
				92 A Southern Ill.	60 63	117 H UNI	75 49			
				92 H Southern Ill.	55 69	117 N UNI	58 57			
						137 A Hawai i	68 71			
						140 H Radford	80 71			
						168 A Drake	57 55			
						168 A Drake	58 61			
						168 H Drake	67 62			
						174 H Butler	80 68			
						187 A Ill. -Chi cago	69 53			
						191 A Creighton	65 77			
						191 H Creighton	74 76			
						204 H Morehead St.	85 67			
						229 A Bradl ey	65 67			
						229 H Bradl ey	76 82			
						241 A Austin Peay	72 74			
						241 H Austin Peay	72 44			
						248 A IUPUI	65 70			
						252 N Portland St.	87 81			
						254 A Wi chi ta St.	99 97			
						254 H Wi chi ta St.	77 68			
						260 A Missouri St.	57 55			
						260 H Missouri St.	82 72			
						306 H Li pscomb	76 53			
			LAST 10 Div sion I GAMES:							
			168 A Drake	58 61	168 A Drake	57 55				
			117 N UNI	58 57	191 A Crei ghton	65 77				
			260 A Mi ssouri St.	57 55	229 H Bradl ey	76 82				
			254 H Wi chi ta St.	77 68	117 H UNI	75 49				
			92 A Southern Ill.	60 63	113 A Indi ana St.	63 61				

Non-Di v I Games:

Average RPI Win: 229		WON-LOST RECORD		WINNING PCT. RANK		LAST 10 GAMES		STRENGTH OF SCHEDULE		OPP. STRENGTH OF SCHEDULE		TEAM RPI		ADJ. RPI		CONF. RPI		ADJ CONF. RPI		
Average RPI Loss: 160																				
DIV. I ONLY		15- 15		164		5- 5		271		188		214		218		18		18		
DIV. I NON-CONF.		4- 7		232		0- 0		301		125		277		277		19		19		
TOTALS		RPI 1-25		RPI 26-50		W-L RECORDS		RPI 51-100				RPI 100+								
15- 15		0- 0		0- 3		OVERALL		0- 0				15- 12								
6- 7		0- 0		0- 1		HOME		0- 0				6- 6								
8- 6		0- 0		0- 1		AWAY		0- 0				8- 5								
1- 2		0- 0		0- 1		NEUTRAL		0- 0				1- 1								
4- 7		0- 0		0- 1		NON-CONFERENCE		0- 0				4- 6								
1- 3		0- 0		0- 0		HOME		0- 0				1- 3								
2- 3		0- 0		0- 0		AWAY		0- 0				2- 3								
1- 1		0- 0		0- 1		NEUTRAL		0- 0				1- 0								
11- 8		0- 0		0- 2		CONFERENCE		0- 0				11- 6								
5- 4		0- 0		0- 1		HOME		0- 0				5- 3								
6- 3		0- 0		0- 1		AWAY		0- 0				6- 2								
0- 1		0- 0		0- 0		NEUTRAL		0- 0				0- 1								
RPI 1-25		RPI 26-50		RPI 51-100		RPI 101+		Team's RPI: 218												
RPI S	Opponent	Score	RPI S	Opponent	Score	RPI S	Opponent	Score	RPI S	Opponent	Score	RPI S	Opponent	Score	RPI S	Opponent	Score	RPI S	Opponent	Score
32	N Florida St.	54	69	104	A Boston College	58	64	123	H Richmond	48	59	136	A Ilona	52	66	136	H Ilona	47	59	
36	A Marist	53	72	139	N North Dakota St.	76	56	142	H Villanova	37	51	144	A Loyol a (Md.)	57	54	144	H Loyol a (Md.)	63	51	
36	H Marist	52	74	166	H Harvard	73	57	213	A Cani si us	76	66	213	H Cani si us	64	74	226	A St. Peter's	57	54	
				213	H Cani si us	64	74	226	H St. Peter's	78	70	226	H St. Peter's	78	70	231	A Si ena	52	57	
				231	H Si ena	74	57	231	A Si ena	52	57	231	H Si ena	74	57	231	N Si ena	55	56	
				236	A Manhattan	59	49	236	H Manhattan	61	74	236	H Manhattan	61	74	236	A Manhattan	59	49	
				238	H Yale	67	75	238	H Yale	67	75	239	A St. Francis (N.Y.)	60	64	244	A Ni agara	77	63	
				244	A Ni agara	81	70	244	H Ni agara	81	70	244	H Ni agara	81	70	244	A Ni agara	81	70	
				267	A Long Beach St.	61	62	267	A Long Beach St.	61	62	267	A Long Beach St.	61	62	267	A Long Beach St.	61	62	
				288	A UC Ir vine	78	72	288	A UC Ir vine	78	72	288	A UC Ir vine	78	72	288	A UC Ir vine	78	72	
				299	A Brown	75	65	299	A Brown	75	65	299	A Brown	75	65	299	A Brown	75	65	
				316	A Ri der	73	57	316	A Ri der	73	57	316	A Ri der	73	57	316	A Ri der	73	57	
				316	H Ri der	77	63	316	H Ri der	77	63	316	H Ri der	77	63	316	H Ri der	77	63	
				316	H Ri der	77	63	316	H Ri der	77	63	316	H Ri der	77	63	316	H Ri der	77	63	
				316	H Ri der	77	63	316	H Ri der	77	63	316	H Ri der	77	63	316	H Ri der	77	63	
				316	H Ri der	77	63	316	H Ri der	77	63	316	H Ri der	77	63	316	H Ri der	77	63	
				316	H Ri der	77	63	316	H Ri der	77	63	316	H Ri der	77	63	316	H Ri der	77	63	
				316	H Ri der	77	63	316	H Ri der	77	63	316	H Ri der	77	63	316	H Ri der	77	63	
				316	H Ri der	77	63	316	H Ri der	77	63	316	H Ri der	77	63	316	H Ri der	77	63	
				316	H Ri der	77	63	316	H Ri der	77	63	316	H Ri der	77	63	316	H Ri der	77	63	
				316	H Ri der	77	63	316	H Ri der	77	63	316	H Ri der	77	63	316	H Ri der	77	63	
				316	H Ri der	77	63	316	H Ri der	77	63	316	H Ri der	77	63	316	H Ri der	77	63	
				316	H Ri der	77	63	316	H Ri der	77	63	316	H Ri der	77	63	316	H Ri der	77	63	
				316	H Ri der	77	63	316	H Ri der	77	63	316	H Ri der	77	63	316	H Ri der	77	63	
				316	H Ri der	77	63	316	H Ri der	77	63	316	H Ri der	77	63	316	H Ri der	77	63	
				316	H Ri der	77	63	316	H Ri der	77	63	316	H Ri der	77	63	316	H Ri der	77	63	
				316	H Ri der	77	63	316	H Ri der	77	63	316	H Ri der	77	63	316	H Ri der	77	63	
				316	H Ri der	77	63	316	H Ri der	77	63	316	H Ri der	77	63	316	H Ri der	77	63	
				316	H Ri der	77	63	316	H Ri der	77	63	316	H Ri der	77	63	316	H Ri der	77	63	
				316	H Ri der	77	63	316	H Ri der	77	63	316	H Ri der	77	63	316	H Ri der	77	63	
				316	H Ri der	77	63	316	H Ri der	77	63	316	H Ri der	77	63	316	H Ri der	77	63	
				316	H Ri der	77	63	316	H Ri der	77	63	316	H Ri der	77	63	316	H Ri der	77	63	
				316	H Ri der	77	63	316	H Ri der	77	63	316	H Ri der	77	63	316	H Ri der	77	63	
				316	H Ri der	77	63	316	H Ri der	77	63	316	H Ri der	77	63	316	H Ri der	77	63	
				316	H Ri der	77	63	316	H Ri der	77	63	316	H Ri der	77	63	316	H Ri der	77	63	
				316	H Ri der	77	63	316	H Ri der	77	63	316	H Ri der	77	63	316	H Ri der	77	63	
				316	H Ri der	77	63	316	H Ri der	77	63	316	H Ri der	77	63	316	H Ri der	77	63	
				316	H Ri der	77	63	316	H Ri der	77	63	316	H Ri der	77	63	316	H Ri der	77	63	
				316	H Ri der	77	63	316	H Ri der	77	63	316	H Ri der	77	63	316	H Ri der	7		

Fairfield

Fairfield

Non-Div I Games:

Fai rfi el d

■ Loss, ■ Non-Conf, S Site, H Home A Away N Neutral

Through Games of 2007 Final														
Average RPI Win:		283	WON-LOST RECORD		WINNING PCT. RANK	LAST 10 GAMES		STRENGTH OF SCHEDULE		OPP. STRENGTH OF SCHEDULE	TEAM RPI	ADJ. RPI	CONF. RPI	ADJ. CONF. RPI
Average RPI Loss:		154												
DIV. I ONLY		11- 18	228		4- 6		243		279		255	253	20	20
DIV. I NON-CONF.		3- 7	262		0- 0		302		281		301	300	24	24
<hr/>														
TOTALS		RPI 1-25	RPI 26-50		W-L RECORDS		RPI 51-100				RPI 100+			
11- 18		0- 1	0- 0		OVERALL		0- 3				11- 14			
7- 6		0- 0	0- 0		HOME		0- 1				7- 5			
4- 11		0- 0	0- 0		AWAY		0- 2				4- 9			
0- 1		0- 1	0- 0		NEUTRAL		0- 0				0- 0			
3- 7		0- 1	0- 0		NON-CONFERENCE		0- 0				3- 6			
2- 2		0- 0	0- 0		HOME		0- 0				2- 2			
1- 4		0- 0	0- 0		AWAY		0- 0				1- 4			
0- 1		0- 1	0- 0		NEUTRAL		0- 0				0- 0			
8- 11		0- 0	0- 0		CONFERENCE		0- 3				8- 8			
5- 4		0- 0	0- 0		HOME		0- 1				5- 3			
3- 7		0- 0	0- 0		AWAY		0- 2				3- 5			
0- 0		0- 0	0- 0		NEUTRAL		0- 0				0- 0			
<hr/>														
RPI 1-25		RPI 26-50		RPI 51-100		RPI 101+		Team's RPI: 253						
RPI S	Opponent	Score	RPI S	Opponent	Score	RPI S	Opponent	Score	RPI S	Opponent	Score			
20 N	Bowling Green	56 87				84 A	Robert Morris	68 83	107 A	Denver	58 67			
						84 A	Robert Morris	55 69	119 A	Sacred Heart	53 60			
						84 H	Robert Morris	57 66	119 H	Sacred Heart	50 69			
									147 A	Long Island	47 60			
									147 H	Long Island	61 72			
									156 A	Quinnipiac	56 68			
									156 H	Quinnipiac	52 62			
									164 H	UMBC	72 78			
									175 H	St. Bonaventure	42 49			
									209 A	Monmouth	47 73			
									209 H	Monmouth	74 59			
									224 A	Mt. St. Mary's	53 71			
									228 A	Binghamton	49 53			
									236 A	Manhattan	61 70			
									239 A	St. Francis (N.Y.)	61 52			
									239 H	St. Francis (N.Y.)	54 51			
									272 A	UCF	77 64			
									278 A	Central Conn. St.	80 73			
									278 H	Central Conn. St.	86 66			
									281 H	St. Francis (Pa.)	64 56			
									310 A	Northern Colo.	55 67			
									322 H	Lafayette	63 48			
									331 A	Wagner	67 49			
									331 H	Wagner	67 30			
									332 H	NJIT	78 69			
<hr/>														
LAST 10 Division I GAMES:														
						84 A	Robert Morris	55 69	278 H	Central Conn. St.	86 66			
						209 H	Monmouth	74 59	119 H	Sacred Heart	50 69			
						331 A	Wagner	67 49	239 H	St. Francis (N.Y.)	54 51			
						209 A	Monmouth	47 73	84 A	Robert Morris	68 83			
						147 H	Long Island	61 72	156 H	Quinnipiac	52 62			

Fairleigh Dickinson

Fairleigh Dickinson

Non-Div I Games:

Fai rl ei gh Di cki nson

Loss, Non-Conf, S Site, H Home A Away N Neutral

Average RPI Win: 233		WON-LOST RECORD		WINNING PCT. RANK		LAST 10 GAMES		STRENGTH OF SCHEDULE		OPP. STRENGTH OF SCHEDULE		TEAM RPI		ADJ. RPI		CONF. RPI		ADJ CONF. RPI		
Average RPI Loss: 110																				
DIV. I ONLY		6- 25		312		2- 8		85		111		240		233		8		8		
DIV. I NON-CONF.		4- 8		241		0- 0		84		173		176		172		9		9		
TOTALS		RPI 1-25		RPI 26-50		W-L RECORDS		RPI 51-100		RPI 100+										
6- 25		0- 4		0- 4		OVERALL		0- 4		6- 13										
5- 8		0- 1		0- 1		HOME		0- 2		5- 4										
0- 14		0- 3		0- 1		AWAY		0- 1		0- 9										
1- 3		0- 0		0- 2		NEUTRAL		0- 1		1- 0										
4- 8		0- 2		0- 2		NON-CONFERENCE		0- 1		4- 3										
3- 1		0- 0		0- 0		HOME		0- 0		3- 1										
0- 4		0- 2		0- 0		AWAY		0- 0		0- 2										
1- 3		0- 0		0- 2		NEUTRAL		0- 1		1- 0										
2- 17		0- 2		0- 2		CONFERENCE		0- 3		2- 10										
2- 7		0- 1		0- 1		HOME		0- 2		2- 3										
0- 10		0- 1		0- 1		AWAY		0- 1		0- 7										
0- 0		0- 0		0- 0		NEUTRAL		0- 0		0- 0										
RPI 1-25		RPI 26-50		RPI 51-100		RPI 101+		Team's RPI: 233												
RPI S	Opponent	Score	RPI S	Opponent	Score	RPI S	Opponent	Score	RPI S	Opponent	Score									
11	A Vanderbi l t	49 81	31	A Western Ky.	78 105	62	H La. -Lafayette	61 79	101	A UAB	52 67									
13	A Mi ddl e Tenn.	63 76	31	H Western Ky.	76 85	76	A Arkansas St.	61 80	107	A Denver	60 76									
13	H Mi ddl e Tenn.	48 78	40	N Nebraska	53 93	89	H Ark. -Li ttle Rock	57 60	107	A Denver	41 65									
14	A Ari zona St.	60 96	43	N New Mexi co	44 74	99	N Bel mont	65 67	110	H Ohi o	58 56									
												129	A Fl ori da Int' l	59 76						
												129	H Fl ori da Int' l	67 72						
												150	A Georgetown	40 69						
												172	A South Ala.	57 69						
												172	H South Ala.	58 55						
												177	A North Texas	72 80						
												182	H La. -Monroe	72 76						
												210	A Troy	60 66						
												210	H Troy	63 78						
												250	H Akron	88 77						
												265	A New Orleans	86 89						
												265	H New Orleans	68 61						
												293	H Wi nthrop	67 70						
												294	N Al abama St.	84 54						
												309	H Campbel l	87 52						
LAST 10 Division I GAMES:																				
107 A Denver 41 65												129 H Fl ori da Int' l 67 72								
13 A Mi ddl e Tenn. 63 76												210 A Troy 60 66								
172 H South Ala. 58 55												76 A Arkansas St. 61 80								
265 H New Orleans 68 61												89 H Ark. -Li ttle Rock 57 60								
31 A Western Ky. 78 105												62 H La. -Lafayette 61 79								

Fla. Atlantic

Fla. Atlantic

Non-Div l Games:

Fl a. Atl anti c

Loss, Non-Conf, S Site, H Home A Away N Neutral

Average RPI Win:	203	WON-LOST	WINNING	LAST 10	STRENGTH OF	OPP. STRENGTH	TEAM	ADJ.	CONF.	ADJ CONF.
Average RPI Loss:	37	RECORD	PCT. RANK	GAMES	SCHEDULE	OF SCHEDULE	RPI	RPI	RPI	RPI

DIV. I ONLY	9- 22	272	3- 7	13	34	119	116	1	1
DIV. I NON-CONF.	6- 9	212	0- 0	57	130	137	134	1	1

TOTALS	RPI 1-25	RPI 26-50	W-L RECORDS	RPI 51-100	RPI 100+
9- 22	0- 7	0- 9	OVERALL	2- 6	7- 0
6- 9	0- 2	0- 5	HOME	1- 2	5- 0
2- 10	0- 3	0- 3	AWAY	0- 4	2- 0
1- 3	0- 2	0- 1	NEUTRAL	1- 0	0- 0
6- 9	0- 1	0- 6	NON-CONFERENCE	0- 2	6- 0
5- 3	0- 0	0- 3	HOME	0- 0	5- 0
1- 4	0- 0	0- 2	AWAY	0- 2	1- 0
0- 2	0- 1	0- 1	NEUTRAL	0- 0	0- 0
3- 13	0- 6	0- 3	CONFERENCE	2- 4	1- 0
1- 6	0- 2	0- 2	HOME	1- 2	0- 0
1- 6	0- 3	0- 1	AWAY	0- 2	1- 0
1- 1	0- 1	0- 0	NEUTRAL	1- 0	0- 0

RPI S Opponent	RPI 1-25	Score	RPI S Opponent	RPI 26-50	Score	RPI S Opponent	RPI 51-100	Score	RPI S Opponent	RPI 101+	Team's RPI: 116
1 H Tennessee		58 80	27 H Mississippi		64 72	57 A South Carolina		51 79	112 A Alabama		66 64
5 N Rutgers		71 88	28 A Xavier		70 86	61 A TCU		72 83	172 A South Ala.		62 50
9 A Georgia		57 89	30 H Temple		80 85	72 A Kentucky		74 84	204 H Morehead St.		86 54
9 H Georgia		54 77	32 A Florida St.		66 88	72 H Kentucky		83 79	248 H IUPUI		71 57
10 A LSU		66 79	33 H Louisville		60 77	78 A Illinois		57 80	294 H Alabama St.		99 39
11 A Vanderbilt		69 82	35 N California		60 88	82 H Arkansas		57 67	323 H Stetson		72 55
11 N Vanderbilt		77 105	40 H Nebraska		73 81	82 H Mississippi St.		74 79	324 H North Fla.		78 37
			46 A Auburn		62 78	82 N Mississippi St.		69 63			
			46 H Auburn		69 74						
LAST 10 Division I GAMES:											
11 N Vanderbilt		77 105	82 H Mississippi St.		74 79	10 A LSU		66 79			
82 N Mississippi St.		69 63	72 H Kentucky		83 79	72 A Kentucky		74 84			
72 H Kentucky		83 79	46 A Auburn		62 78	27 H Mississippi		64 72			
46 A Auburn		62 78	112 A Alabama		66 64	9 H Georgia		54 77			

Non-Div I Games:

Florida

Florida

Florida

Average RPI Win: 287
Average RPI Loss: 181

WON-LOST
RECORD

WINNING
PCT. RANK

LAST 10
GAMES

STRENGTH OF
SCHEDULE

OPP. STRENGTH
OF SCHEDULE

TEAM
RPI

ADJ.
RPI

CONF.
RPI

ADJ CONF.
RPI

DIV. I ONLY
DIV. I NON-CONF.

14- 16
2- 7

177
286

4- 6
0- 0

316
284

309
261

267
312

266
311

26
29

26
29

TOTALS

RPI 1-25

RPI 26-50

W-L RECORDS

RPI 51-100

RPI 100+

14- 16

0- 0

0- 0

OVERALL

0- 2

14- 14

5- 4

0- 0

0- 0

HOME

0- 1

5- 3

7- 8

0- 0

0- 0

AWAY

0- 1

7- 7

2- 4

0- 0

0- 0

NEUTRAL

0- 0

2- 4

2- 7

0- 0

0- 0

NON-CONFERENCE

0- 1

2- 6

0- 0

0- 0

0- 0

HOME

0- 0

0- 0

2- 4

0- 0

0- 0

AWAY

0- 1

2- 3

0- 3

0- 0

0- 0

NEUTRAL

0- 0

0- 3

12- 9

0- 0

0- 0

CONFERENCE

0- 1

12- 8

5- 4

0- 0

0- 0

HOME

0- 1

5- 3

5- 4

0- 0

0- 0

AWAY

0- 0

5- 4

2- 1

0- 0

0- 0

NEUTRAL

0- 0

2- 1

RPI 1-25

RPI 26-50

RPI 51-100

RPI 101+

Team's RPI: 266

RPI S Opponent Score

RPI S Opponent Score

RPI S Opponent Score

RPI S Opponent Score

77 H Coppin St. 47 65
98 A East Caro. 41 78

129 N Florida Int'l 50 64
156 N Quinnipiac 45 64
157 A Delaware St. 53 66
157 H Delaware St. 53 57
157 N Delaware St. 46 61
178 N Georgia St. 63 66
180 A Hampton 64 81
180 H Hampton 60 70
181 A Wake Forest 62 71
184 A N. C. A&T 72 77
184 H N. C. A&T 72 65
184 N N. C. A&T 71 69
188 A Jacksonville 53 57
211 A Morgan St. 62 46
264 A Howard 75 71
264 H Howard 81 71
272 A UCF 54 68
286 A Md. -East. Shore 70 58
286 H Md. -East. Shore 62 63
320 A South Carolina St. 51 65
320 H South Carolina St. 69 59
323 A Stetson 77 73
326 A Norfolk St. 69 53
326 H Norfolk St. 69 58
327 A Mercer 65 55
335 A Bethune-Cookman 71 55
335 H Bethune-Cookman 94 47
335 N Bethune-Cookman 59 46

LAST 10 Division I GAMES:

157 N Delaware St. 46 61
184 N N. C. A&T 71 69
335 N Bethune-Cookman 59 46
335 A Bethune-Cookman 71 55
77 H Coppin St. 47 65

157 A Delaware St. 53 66
264 H Howard 81 71
286 H Md. -East. Shore 62 63
184 A N. C. A&T 72 77
320 A South Carolina St. 51 65

Florida A&M

Loss, Non-Conf, S Site, H Home A Away N Neutral

Average RPI Win:		214	WON-LOST	WINNING	LAST 10	STRENGTH OF	OPP. STRENGTH	TEAM	ADJ.	CONF.	ADJ CONF.
Average RPI Loss:		65	RECORD	PCT. RANK	GAMES	SCHEDULE	OF SCHEDULE	RPI	RPI	RPI	RPI
DIV. I ONLY	15- 14	155	4- 6	121	91	127	129	8	8		
DIV. I NON-CONF.	5- 4	124	0- 0	236	116	167	166	9	9		
TOTALS	RPI 1-25	RPI 26-50	W-L RECORDS	RPI 51-100	RPI 100+						
15- 14	0- 2	0- 3	OVERALL	1- 7	14- 2						
9- 7	0- 1	0- 1	HOME	1- 3	8- 2						
5- 7	0- 1	0- 2	AWAY	0- 4	5- 0						
1- 0	0- 0	0- 0	NEUTRAL	0- 0	1- 0						
5- 4	0- 0	0- 1	NON-CONFERENCE	0- 3	5- 0						
4- 2	0- 0	0- 0	HOME	0- 2	4- 0						
0- 2	0- 0	0- 1	AWAY	0- 1	0- 0						
1- 0	0- 0	0- 0	NEUTRAL	0- 0	1- 0						
10- 10	0- 2	0- 2	CONFERENCE	1- 4	9- 2						
5- 5	0- 1	0- 1	HOME	1- 1	4- 2						
5- 5	0- 1	0- 1	AWAY	0- 3	5- 0						
0- 0	0- 0	0- 0	NEUTRAL	0- 0	0- 0						
RPI S Opponent	RPI 1-25	Score	RPI S Opponent	RPI 26-50	Score	RPI S Opponent	RPI 51-100	Score	RPI S Opponent	RPI 101+	Team's RPI: 129
13 A Middle Tenn.	59	66	31 A Western Ky.	66	79	62 A La. -Lafayette	73	84	107 H Denver	61	74
13 H Middle Tenn.	52	86	31 H Western Ky.	61	71	62 A La. -Lafayette	49	67	143 H Miami (Fla.)	83	78
			38 A South Fla.	73	96	62 H La. -Lafayette	52	75	172 A South Ala.	56	41
						71 H Kansas St.	52	59	172 H South Ala.	46	56
						73 H Tulane	64	69	177 H North Texas	67	55
						76 H Arkansas St.	67	64	182 A La. -Monroe	59	48
						81 A Iowa	62	72	210 A Troy	63	58
						89 A Ark. -Little Rock	58	65	210 H Troy	66	61
									210 H Troy	61	49
									227 H George Mason	73	59
									233 A Fla. Atlantic	72	67
									233 H Fla. Atlantic	76	59
									265 A New Orleans	57	47
									266 N Florida A&M	64	50
									278 H Central Conn. St.	73	51
									324 H North Fla.	86	46
LAST 10 Division I GAMES:											
62 A La. -Lafayette	49	67	13 A Middle Tenn.	59	66						
210 H Troy	61	49	233 A Fla. Atlantic	72	67						
31 A Western Ky.	66	79	210 H Troy	66	61						
62 H La. -Lafayette	52	75	89 A Ark. -Little Rock	58	65						
172 H South Ala.	46	56	76 H Arkansas St.	67	64						

Average RPI Win:	134	WON-LOST	WINNING	LAST 10	STRENGTH OF	OPP. STRENGTH	TEAM	ADJ.	CONF.	ADJ CONF.
Average RPI Loss:	41	RECORD	PCT. RANK	GAMES	SCHEDULE	OF SCHEDULE	RPI	RPI	RPI	RPI

DIV. I ONLY	24- 10	55	6- 4	70	14	33	32	3	3
DIV. I NON-CONF.	13- 5	57	2- 1	117	36	54	54	3	3

TOTALS	RPI 1-25	RPI 26-50	W-L RECORDS	RPI 51-100	RPI 100+
24- 10	2- 7	2- 0	OVERALL	4- 2	16- 1
10- 3	0- 3	1- 0	HOME	1- 0	8- 0
11- 4	1- 1	1- 0	AWAY	3- 2	6- 1
3- 3	1- 3	0- 0	NEUTRAL	0- 0	2- 0
13- 5	2- 2	0- 0	NON-CONFERENCE	2- 2	9- 1
6- 0	0- 0	0- 0	HOME	0- 0	6- 0
5- 3	1- 0	0- 0	AWAY	2- 2	2- 1
2- 2	1- 2	0- 0	NEUTRAL	0- 0	1- 0
11- 5	0- 5	2- 0	CONFERENCE	2- 0	7- 0
4- 3	0- 3	1- 0	HOME	1- 0	2- 0
6- 1	0- 1	1- 0	AWAY	1- 0	4- 0
1- 1	0- 1	0- 0	NEUTRAL	0- 0	1- 0

RPI S	RPI 1-25	Opponent	Score	RPI S	RPI 26-50	Opponent	Score	Team's RPI: 32	RPI S	RPI 51-100	Opponent	Score	RPI S	RPI 101+	Opponent	Score
2	H	Duke	60 73	49	A	Virginia	79 77		51	A	Washington	65 84	101	H	UAB	93 77
4	H	North Carolina	59 80	49	H	Virginia	63 47		52	H	Georgia Tech	63 52	104	A	Boston College	72 53
7	H	Maryland	60 74						56	A	Virginia Tech	70 60	116	H	Florida	88 66
9	N	Georgia	65 70						82	A	Mississippi St.	60 65	135	A	Clemson	61 60
10	N	LSU	43 55						90	A	Southeast Mo. St.	64 50	135	H	Clemson	73 61
16	A	Stanford	68 61						98	A	East Caro.	62 44	143	A	Miami (Fla.)	75 68
21	A	North Carolina St.	51 68										143	H	Miami (Fla.)	71 62
21	N	North Carolina St.	49 76										145	H	Oakland	74 69
23	N	Old Dominion	85 75										152	H	High Point	67 39
													155	H	Tulsa	60 43
													181	A	Wake Forest	74 57
													181	N	Wake Forest	70 53
													207	A	San Francisco	64 67
													218	N	Fairfield	69 54
													272	A	UCF	75 66
													275	A	Fordham	84 34
													323	H	Stetson	70 44
LAST 10 Division I GAMES:																
10	N	LSU	43 55	181	A	Wake Forest	74 57		135	H	Clemson	73 61				
16	A	Stanford	68 61	49	A	Virginia	79 77		7	H	Maryland	60 74				
23	N	Old Dominion	85 75	4	H	North Carolina	59 80									
21	N	North Carolina St.	49 76													
181	N	Wake Forest	70 53													

Non-Div I Games:

Florida St.

■ Loss,
 ■ Non-Conf,
 ■ S Site,
 ■ H Home
 ■ A Away
 N Neutral

Average RPI Win: 243		WON-LOST RECORD	WINNING PCT. RANK	LAST 10 GAMES	STRENGTH OF SCHEDULE	OPP. STRENGTH OF SCHEDULE	TEAM RPI	ADJ. RPI	CONF. RPI	ADJ CONF. RPI
DIV. I ONLY		3- 25	332	1- 9	80	130	276	275	10	10
DIV. I NON-CONF.		2- 12	307	0- 0	82	165	237	237	8	8
TOTALS		RPI 1-25	RPI 26-50	W-L RECORDS	RPI 51-100	RPI 100+				
3- 25		0- 1	0- 6	OVERALL	0- 4	3- 14				
2- 10		0- 1	0- 2	HOME	0- 1	2- 6				
1- 14		0- 0	0- 3	AWAY	0- 3	1- 8				
0- 1		0- 0	0- 1	NEUTRAL	0- 0	0- 0				
2- 12		0- 0	0- 4	NON-CONFERENCE	0- 2	2- 6				
2- 3		0- 0	0- 1	HOME	0- 0	2- 2				
0- 8		0- 0	0- 2	AWAY	0- 2	0- 4				
0- 1		0- 0	0- 1	NEUTRAL	0- 0	0- 0				
1- 13		0- 1	0- 2	CONFERENCE	0- 2	1- 8				
0- 7		0- 1	0- 1	HOME	0- 1	0- 4				
1- 6		0- 0	0- 1	AWAY	0- 1	1- 4				
0- 0		0- 0	0- 0	NEUTRAL	0- 0	0- 0				

RPI 1-25		RPI 26-50		RPI 51-100		RPI 101+ Team's RPI: 275		
RPI S	Opponent	Score	RPI S	Opponent	Score	RPI S	Opponent	Score
15	H George Washi ngton	51 77	27	N Mi ssi ssi ppi	43 99	57	A South Carol i na	38 77
			28	A Xavi er	48 64	73	A Tul ane	44 78
			30	H Templ e	34 62	80	H St. Joseph' s	43 72
			32	H Flori da St.	34 84	100	A Charl otte	46 78
			34	A Del aware	42 66			
			36	A Mari st	38 88			
		</						

Non-Div I Games:

Fordham

Average RPI Win:		183	WON-LOST		WINNING	LAST 10	STRENGTH OF		OPP. STRENGTH	TEAM	ADJ.	CONF.	ADJ CONF.
Average RPI Loss:		127	RECORD		PCT. RANK	GAMES	SCHEDULE		OF SCHEDULE	RPI	RPI	RPI	RPI
DIV. I ONLY		18- 13	112		6- 4		163		146		122	122	17 17
DIV. I NON-CONF.		7- 6	133		0- 0		119		32		110	107	17 17
TOTALS		RPI 1-25	RPI 26-50		W-L RECORDS		RPI 51-100		RPI 100+				
18- 13		0- 1	1- 1		OVERALL		3- 4		14- 7				
11- 3		0- 1	1- 0		HOME		2- 1		8- 1				
6- 9		0- 0	0- 1		AWAY		1- 2		5- 6				
1- 1		0- 0	0- 0		NEUTRAL		0- 1		1- 0				
7- 6		0- 1	1- 1		NON-CONFERENCE		2- 2		4- 2				
4- 2		0- 1	1- 0		HOME		1- 1		2- 0				
3- 4		0- 0	0- 1		AWAY		1- 1		2- 2				
0- 0		0- 0	0- 0		NEUTRAL		0- 0		0- 0				
11- 7		0- 0	0- 0		CONFERENCE		1- 2		10- 5				
7- 1		0- 0	0- 0		HOME		1- 0		6- 1				
3- 5		0- 0	0- 0		AWAY		0- 1		3- 4				
1- 1		0- 0	0- 0		NEUTRAL		0- 1		1- 0				
RPI 1-25		RPI 26-50		RPI 51-100		RPI 101+		Team's RPI: 122					
RPI S	Opponent	Score	RPI S	Opponent	Score	RPI S	Opponent	Score	RPI S	Opponent	Score		
16 H	Stanford	52 80	35 A	Cal i forni a	62 77	58 H	Texas Tech	74 65	126 A	Ari zona	69 60		
			42 H	Brigham Young	61 51	63 A	Okl ahoma St.	49 65	128 A	Loui si ana Tech	40 78		
						79 A	Utah	61 55	128 H	Loui si ana Tech	72 57		
						88 A	Boi se St.	63 69	134 A	Pepperdi ne	68 59		
						88 H	Boi se St.	69 61	137 A	Hawai i	65 79		
						88 N	Boi se St.	59 68	137 H	Hawai i	75 69		
						96 H	Loyol a Marymount	60 65	137 N	Hawai i	72 47		
									170 A	Nevada	86 81		
									170 H	Nevada	61 68		
									176 A	Santa Cla ra	73 80		
									207 H	San Franci sco	55 48		
									208 A	Cal St. Fullerton	56 61		
									217 A	New Mexi co St.	63 67		
									217 H	New Mexi co St.	63 57		
									232 A	Utah St.	75 81		
									232 H	Utah St.	71 60		
									288 H	UC Irvi ne	81 50		
									307 A	Idaho	84 75		
									307 H	Idaho	75 53		
									314 A	San Jose St.	70 63		
									314 H	San Jose St.	61 36		
LAST 10 Div sion I GAMES:													
			88 N	Boi se St.	59 68	128 H	Loui si ana Tech	72 57					
			137 N	Hawai i	72 47	88 H	Boi se St.	69 61					
			232 H	Utah St.	71 60	137 A	Hawai i	65 79					
			88 A	Boi se St.	63 69	217 A	New Mexi co St.	63 67					
			217 H	New Mexi co St.	63 57	170 A	Nevada	86 81					

Non-Di v I Games:

Fresno St.

Loss,
Non-Conf, S Site,
H Home
A Away
N Neutral

Average RPI Win: 238		WON-LOST RECORD		WINNING PCT. RANK		LAST 10 GAMES		STRENGTH OF SCHEDULE		OPP. STRENGTH OF SCHEDULE		TEAM RPI		ADJ. RPI		CONF. RPI		ADJ CONF. RPI	
DIV. I ONLY		9- 20		258		4- 6		190		156		246		245		14		14	
DIV. I NON-CONF.		3- 6		241		0- 0		261		150		262		265		14		14	
TOTALS		RPI 1-25		RPI 26-50		W-L RECORDS		RPI 51-100		RPI 100+									
9- 20		0- 0		0- 3		OVERALL		0- 8		9- 9									
5- 7		0- 0		0- 1		HOME		0- 3		5- 3									
2- 12		0- 0		0- 2		AWAY		0- 4		2- 6									
2- 1		0- 0		0- 0		NEUTRAL		0- 1		2- 0									
3- 6		0- 0		0- 1		NON-CONFERENCE		0- 1		3- 4									
2- 1		0- 0		0- 0		HOME		0- 0		2- 1									
0- 5		0- 0		0- 1		AWAY		0- 1		0- 3									
1- 0		0- 0		0- 0		NEUTRAL		0- 0		1- 0									
6- 14		0- 0		0- 2		CONFERENCE		0- 7		6- 5									
3- 6		0- 0		0- 1		HOME		0- 3		3- 2									
2- 7		0- 0		0- 1		AWAY		0- 3		2- 3									
1- 1		0- 0		0- 0		NEUTRAL		0- 1		1- 0									
RPI 1-25		RPI 26-50		RPI 51-100		RPI 101+		Team's RPI: 245											
RPI S	Opponent	Score	RPI S	Opponent	Score	RPI S	Opponent	Score	RPI S	Opponent	Score								
33	A Louisville	44 89	58	A Texas Tech	44 63	111	H Eastern Mi ch.	62 64											
41	A Chattanooga	40 61	69	A Davidson	55 75	135	A Clemson	62 67											
41	H Chattanooga	48 64	69	H Davidson	66 71	194	A Wofford	51 47											
			74	A Western Caro.	48 72	194	H Wofford	48 40											
			74	H Western Caro.	47 58	198	A Ga. Southern	59 71											
			74	N Western Caro.	56 79	198	H Ga. Southern	75 63											
			87	A UNC Greensboro	53 67	201	H Coastal Caro.	60 55											
			87	H UNC Greensboro	58 65	202	A Appalachi an St.	60 69											
						202	H Appalachi an St.	62 72											
						234	A UNC Wi lmi ngton	43 50											
						242	A El on	50 56											
						242	H El on	59 54											
						256	N Duquesne	53 51											
						273	A Ameri can	57 78											
						279	A Col . of Charleston	55 53											
						279	H Col . of Charleston	49 52											
						279	N Col . of Charleston	64 59											
						301	H Jacksonville St.	72 67											
			LAST 10 Division I GAMES:																
			74	N Western Caro.	56 79	41	H Chattanooga	48 64											
			279	N Col . of Charleston	64 59	194	A Wofford	51 47											
			69	H Davidson	66 71	279	A Col . of Charleston	55 53											
			242	H El on	59 54	87	H UNC Greensboro	58 65											
			74	A Western Caro.	48 72	202	A Appalachi an St.	60 69											

Non-Div I Games: Francis Marion 57 33 Columbia (S.C.) 91 34

Furman

Loss, Non-Conf, S Site, H Home A Away N Neutral

Average RPI Win:		213	WON-LOST RECORD		207	LAST 10 GAMES		6- 4	STRENGTH OF SCHEDULE		156	OPP. STRENGTH OF SCHEDULE		164	TEAM RPI		192	ADJ. RPI		198	CONF. RPI		14	ADJ CONF. RPI		14
Average RPI Loss:		129	13- 18		207	6- 4			241			201			211			213			14			14		
TOTALS		RPI 1-25	RPI 26-50		W-L RECORDS		RPI 51-100		RPI 100+																	
13- 18		0- 1	0- 4		OVERALL		2- 6		11- 7																	
6- 8		0- 1	0- 1		HOME		0- 3		6- 3																	
5- 8		0- 0	0- 3		AWAY		1- 2		4- 3																	
2- 2		0- 0	0- 0		NEUTRAL		1- 1		1- 1																	
5- 6		0- 1	0- 2		NON-CONFERENCE		0- 0		5- 3																	
3- 2		0- 1	0- 0		HOME		0- 0		3- 1																	
1- 3		0- 0	0- 2		AWAY		0- 0		1- 1																	
1- 1		0- 0	0- 0		NEUTRAL		0- 0		1- 1																	
8- 12		0- 0	0- 2		CONFERENCE		2- 6		6- 4																	
3- 6		0- 0	0- 1		HOME		0- 3		3- 2																	
4- 5		0- 0	0- 1		AWAY		1- 2		3- 2																	
1- 1		0- 0	0- 0		NEUTRAL		1- 1		0- 0																	

RPI 1-25		RPI 26-50		RPI 51-100		RPI 101+ Team's RPI: 198					
RPI S	Opponent	Score	RPI S	Opponent	Score	RPI S	Opponent	Score	RPI S	Opponent	Score
9	H Georgi a	71 75	38	A South Fla.	65 94	69	A Davi dson	52 75	172	H South Ala a.	54 48
			41	A Chattanooga	63 78	69	H Davi dson	51 69	188	H Jacksonvi lle	76 69
			41	H Chattanooga	52 65	74	A Western Caro.	83 81	194	A Wofford	82 67
			43	A New Mexi co	43 64	74	H Western Caro.	68 73	194	H Wofford	74 58
						74	N Western Caro.	59 73	202	A Appal achi an St.	68 61
						87	A UNC Greensboro	55 80	202	H Appal achi an St.	68 85
						87	H UNC Greensboro	60 68	210	H Troy	53 58
						87	N UNC Greensboro	81 64	210	N Troy	62 77
									242	A El on	50 55
									242	H El on	46 37
									245	A Furman	63 75
									245	H Furman	71 59
									272	A UCF	75 71
									279	A Col. of Charleston	52 50
									279	H Col. of Charleston	53 54
									300	N Western Ill.	64 60
									301	A Jacksonville St.	77 84
									323	H Stetson	62 46

LAST 10 Division I GAMES:			
74	N Western Caro.	59	73
87	N UNC Greensboro	81	64
279	A Col. of Charleston	52	50
41	H Chattanooga	52	65
202	A Appal achi an St.	68	61
74	A Western Caro.	83	81
69	A Davi dson	52	75
87	H UNC Greensboro	60	68
242	H El on	46	37
194	A Wofford	82	67

Non-Div I Games:

Ga. Southern

[illegible]

Non-Div | Games: Montreal

74 49

Gardner-Webb

Loss, Non-Conf, S Site, H Home A Away N Neutral

Page 95

Gardner-Webb

Gardner-Webb

George Mason				Through Games Of 2007 Final						
Average RPI Win: 243		WON-LOST	WINNING	LAST 10	STRENGTH OF	OPP. STRENGTH	TEAM	ADJ.	CONF.	ADJ CONF.
Average RPI Loss: 100		RECORD	PCT. RANK	GAMES	SCHEDULE	OF SCHEDULE	RPI	RPI	RPI	RPI
DIV. I ONLY		8- 21	279	0- 10	122	87	226	227	9	9
DIV. I NON-CONF.		6- 4	109	0- 0	215	69	140	140	10	10
<hr/>										
TOTALS		RPI 1-25	RPI 26-50	W-L RECORDS		RPI 51-100	RPI 100+			
8- 21		0- 4	0- 5	OVERALL		1- 0	7- 12			
3- 10		0- 2	0- 3	HOME		0- 0	3- 5			
4- 10		0- 2	0- 2	AWAY		0- 0	4- 6			
1- 1		0- 0	0- 0	NEUTRAL		1- 0	0- 1			
6- 4		0- 2	0- 0	NON-CONFERENCE		1- 0	5- 2			
2- 2		0- 1	0- 0	HOME		0- 0	2- 1			
3- 2		0- 1	0- 0	AWAY		0- 0	3- 1			
1- 0		0- 0	0- 0	NEUTRAL		1- 0	0- 0			
2- 17		0- 2	0- 5	CONFERENCE		0- 0	2- 10			
1- 8		0- 1	0- 3	HOME		0- 0	1- 4			
1- 8		0- 1	0- 2	AWAY		0- 0	1- 5			
0- 1		0- 0	0- 0	NEUTRAL		0- 0	0- 1			
<hr/>										
RPI 1-25		RPI 26-50		RPI 51-100		RPI 101+		Team's RPI: 227		
RPI S	Opponent	Score	RPI S	Opponent	Score	RPI S	Opponent	Score		
7	A Maryl and	43 99	26	A James Madi son	60 88	91	N Ri ce	68 58	120	A William & Mary 46 47
9	H Georgi a	51 76	26	H James Madi son	38 68				120	H William & Mary 56 65
23	A Ol d Domi ni on	52 80	34	A Del aware	47 67				120	N William & Mary 69 79
23	H Ol d Domi ni on	49 69	34	H Del aware	58 76				121	H Li berty 56 61
			48	H Hofstra	55 69				129	A Flori da Int'l 59 73
									132	A VCU 52 61
									132	H VCU 54 57
									146	A Towson 54 64
									178	H Georgi a St. 57 70
									206	A Drexel 67 70
									231	H Si ena 61 44
									234	A UNC Wi lmi ngton 58 59
									234	H UNC Wi lmi ngton 57 59
									257	A Northeastern 67 61
									257	H Northeastern 68 53
									264	A Howard 80 77
									273	A Ameri can 60 53
									275	A Fordham 59 42
									299	H Brown 73 50
<hr/>										
LAST 10 Di v					si on I GAMES:					
120		N Wi lli am & Mary		69 79	26		A James Madi son		60 88	
206		A Drexel		67 70	48		H Hofstra		55 69	
120		H Wi lli am & Mary		56 65	34		H Del aware		58 76	
23		A Ol d Domi ni on		52 80	132		H VCU		54 57	
132		A VCU		52 61	234		A UNC Wi lmi ngton		58 59	

Non-Div I Games:

George Mason

Average RPI Win:	123	WON-LOST	WINNING	LAST 10	STRENGTH OF	OPP. STRENGTH	TEAM	ADJ.	CONF.	ADJ CONF.
Average RPI Loss:	23	RECORD	PCT. RANK	GAMES	SCHEDULE	OF SCHEDULE	RPI	RPI	RPI	RPI

DIV. I ONLY	28- 4	8	8- 2	36	59	13	15	10	10
DIV. I NON-CONF.	13- 3	30	2- 1	4	7	4	4	8	8

TOTALS	RPI 1-25	RPI 26-50	W-L RECORDS	RPI 51-100	RPI 100+
28- 4	2- 3	4- 0	OVERALL	6- 1	16- 0
13- 0	0- 0	3- 0	HOME	2- 0	8- 0
9- 2	0- 2	1- 0	AWAY	2- 0	6- 0
6- 2	2- 1	0- 0	NEUTRAL	2- 1	2- 0
13- 3	2- 3	2- 0	NON-CONFERENCE	4- 0	5- 0
6- 0	0- 0	2- 0	HOME	1- 0	3- 0
2- 2	0- 2	0- 0	AWAY	1- 0	1- 0
5- 1	2- 1	0- 0	NEUTRAL	2- 0	1- 0
15- 1	0- 0	2- 0	CONFERENCE	2- 1	11- 0
7- 0	0- 0	1- 0	HOME	1- 0	5- 0
7- 0	0- 0	1- 0	AWAY	1- 0	5- 0
1- 1	0- 0	0- 0	NEUTRAL	0- 1	1- 0

RPI S	RPI 1-25	Team's RPI: 15
Opponent	Score	
1 A Tennessee	62 85	
4 N North Carolina	56 70	
7 A Maryland	48 73	
9 N Georgia	66 54	
24 N Texas A&M	59 47	

RPI S	RPI 26-50
Opponent	Score
26 H James Madison	68 56
28 A Xavier	67 55
30 H Temple	56 53
46 H Auburn	62 51

RPI S	RPI 51-100
Opponent	Score
61 N TCU	82 77
77 H Coppin St.	63 53
80 H St. Joseph's	87 60
80 N St. Joseph's	55 57
86 A Stony Brook	68 55
88 N Boise St.	76 67
100 A Charlotte	64 59

RPI S	RPI 101+
Opponent	Score
121 H Liberty	74 66
123 A Richmond	72 53
123 H Richmond	57 50
126 N Arizona	69 65
133 H Massachusetts	61 48
138 A La Salle	71 47
142 H Villanova	73 47
162 A San Diego St.	76 42
164 H UMBC	72 58
175 H St. Bonaventure	75 41
186 A St. Louis	64 47
212 A Dayton	70 57
212 N Dayton	61 45
246 H Rhode Island	61 45
256 H Duquesne	76 46
275 A Fordham	77 51

LAST 10 Division I GAMES:

4 N North Carolina	56 70	30 H Temple	56 53
24 N Texas A&M	59 47	80 H St. Joseph's	87 60
88 N Boise St.	76 67	186 A St. Louis	64 47
80 N St. Joseph's	55 57	100 A Charlotte	64 59
212 N Dayton	61 45	175 H St. Bonaventure	75 41

George Washington

George Washington

Non-Div I Games:

George Washington

Loss,
Non-Conf, S Site,
H Home
A Away
N Neutral

Through Games of 2007 Final																			
Average RPI Win: 104		WON-LOST RECORD		WINNING PCT. RANK		LAST 10 GAMES		STRENGTH OF SCHEDULE		OPP. STRENGTH OF SCHEDULE		TEAM RPI		ADJ. RPI		CONF. RPI		ADJ CONF. RPI	
DIV. I ONLY		27- 7		20		8- 2		7		8		9		9		1		1	
DIV. I NON-CONF.		15- 3		25		2- 1		24		40		13		14		1		1	
TOTALS		RPI 1-25		RPI 26-50		W-L RECORDS		RPI 51-100		RPI 100+									
27- 7		5- 7		3- 0		OVERALL		9- 0		10- 0									
11- 2		3- 2		1- 0		HOME		4- 0		3- 0									
10- 2		0- 2		1- 0		AWAY		3- 0		6- 0									
6- 3		2- 3		1- 0		NEUTRAL		2- 0		1- 0									
15- 3		3- 3		1- 0		NON-CONFERENCE		4- 0		7- 0									
5- 1		1- 1		0- 0		HOME		2- 0		2- 0									
5- 0		0- 0		0- 0		AWAY		1- 0		4- 0									
5- 2		2- 2		1- 0		NEUTRAL		1- 0		1- 0									
12- 4		2- 4		2- 0		CONFERENCE		5- 0		3- 0									
6- 1		2- 1		1- 0		HOME		2- 0		1- 0									
5- 2		0- 2		1- 0		AWAY		2- 0		2- 0									
1- 1		0- 1		0- 0		NEUTRAL		1- 0		0- 0									
RPI 1-25		Team's RPI: 9		RPI 26-50		RPI 51-100		RPI 101+											
RPI S	Opponent	Score		RPI S	Opponent	Score		RPI S	Opponent	Score		RPI S	Opponent	Score					
1	A Tennessee	57 73		27	H Mi ssi ssi ppi	69 60		52	A Georgi a Tech	79 69		112	A Al abama	92 51					
1	H Tennessee	41 52		32	N Fl ori da St.	70 65		57	H South Carol ina	81 57		116	A Fl ori da	77 54					
5	N Rutgers	78 69		46	A Auburn	62 55		61	H TCU	80 58		116	H Fl ori da	89 57					
6	N Purdue	65 78						69	H Davi dson	74 68		123	A Ri chmond	72 41					
10	A LSU	55 57						72	A Kentucky	82 72		184	H N. C. A&T	89 35					
10	H LSU	53 51						72	N Kentucky	72 40		198	A Ga. Southern	75 71					
11	H Vanderbi l t	83 71						82	A Mi ssi ssi ppi St.	74 61		227	A George Mason	76 51					
11	N Vanderbi l t	56 81						82	H Arkansas	69 51		291	H Memphi s	95 46					
13	H Mi ddl e Tenn.	62 70						99	N Bel mont	53 36		299	N Brown	82 69					
15	N George Washi ngton	54 66										321	A Savannah St.	75 54					
16	H Stanford	74 69																	
25	N Iowa St.	76 56																	
				LAST 10 Di v				si on I GAMES:											
				6 N Purdue 65 78				82 H Arkansas 69 51											
				25 N Iowa St. 76 56				46 A Auburn 62 55											
				99 N Bel mont 53 36				72 A Kentucky 82 72											
				11 N Vanderbi l t 56 81				57 H South Carol ina 81 57											
				72 N Kentucky 72 40				112 A Al abama 92 51											

Non-Div l Games:

Georgi a

Loss, Non-Conf, S Site, H Home A Away N Neutral

[illegible]

Non-Div l Games:

Georgi a St.

Loss, Non-Conf, S Site, H Home A Away N Neutral

Average RPI Win: 171		WON-LOST	WINNING	LAST 10	STRENGTH OF	OPP. STRENGTH	TEAM	ADJ.	CONF.	ADJ CONF.	
Average RPI Loss: 29		RECORD	PCT. RANK	GAMES	SCHEDULE	OF SCHEDULE	RPI	RPI	RPI	RPI	
DIV. I ONLY		21- 12	78	7- 3	49		57	49	52	3	3
DIV. I NON-CONF.		11- 6	89	2- 1	115		169	84	85	3	3
<hr/>											
TOTALS		RPI 1-25		RPI 26-50	W-L RECORDS		RPI 51-100		RPI 100+		
21- 12		2- 7		1- 2	OVERALL		1- 2		17- 1		
13- 3		2- 2		1- 0	HOME		0- 1		10- 0		
6- 6		0- 2		0- 2	AWAY		0- 1		6- 1		
2- 3		0- 3		0- 0	NEUTRAL		1- 0		1- 0		
11- 6		0- 3		0- 1	NON-CONFERENCE		1- 1		10- 1		
7- 2		0- 1		0- 0	HOME		0- 1		7- 0		
3- 2		0- 0		0- 1	AWAY		0- 0		3- 1		
1- 2		0- 2		0- 0	NEUTRAL		1- 0		0- 0		
10- 6		2- 4		1- 1	CONFERENCE		0- 1		7- 0		
6- 1		2- 1		1- 0	HOME		0- 0		3- 0		
3- 4		0- 2		0- 1	AWAY		0- 1		3- 0		
1- 1		0- 1		0- 0	NEUTRAL		0- 0		1- 0		
<hr/>											
RPI 1-25		RPI 26-50		RPI 51-100		Team's RPI: 52		RPI 101+			
RPI S	Opponent	Score	RPI S	Opponent	Score	RPI S	Opponent	Score	RPI S	Opponent	Score
2	A Duke	51 83	30	A Temple	62 76	56	A Vi rgi ni a Tech	68 73	102	A San Di ego	59 62
4	A North Carolina	31 78	32	A Fl ori da St.	52 63	65	N DePaul	55 54	104	H Boston Col lege	60 49
4	H North Carolina	57 69	49	H Vi rgi ni a	73 49	82	H Mi ssi ssi ppi St.	56 62	135	A Cl emson	63 57
6	N Purdue	63 76							135	H Cl emson	62 59
7	H Maryl and	77 72							143	A Mi ami (Fl a.)	66 45
7	N Maryl and	59 75							143	H Mi ami (Fl a.)	52 37
9	H Georgi a	69 79							143	N Mi ami (Fl a.)	66 52
11	N Vanderbi l t	55 72							158	A Northwestern	82 68
21	H North Carolina St.	69 62							178	H Georgi a St.	83 41
									181	A Wake Forest	58 45
									188	H Jacksonvi lle	79 57
									202	A Appal achi an St.	79 53
									255	A Al corn St.	76 54
									279	A Col . of Charleston	82 50
									283	H Kennesaw St.	81 43
									289	H Longwood	75 46
									303	H Wi nston-Sal em	75 43
									327	H Mercer	87 48
<hr/>											
LAST 10 Di v						si on I GAMES:					
		6	N	Purdue	63 76	49		H	Vi rgi ni a	73 49	
		65	N	DePaul	55 54	135		H	Cl emson	62 59	
		7	N	Maryl and	59 75	143		A	Mi ami (Fl a.)	66 45	
		143	N	Mi ami (Fl a.)	66 52	21		H	North Caroli na St.	69 62	
		289	H	Longwood	75 46	32		A	Fl ori da St.	52 63	

Average RPI Win: 187

Average RPI Loss: 51

WON-LOST
RECORDWINNING
PCT. RANKLAST 10
GAMESSTRENGTH OF
SCHEDULEOPP. STRENGTH
OF SCHEDULETEAM
RPIADJ.
RPICONF.
RPIADJ CONF.
RPI

DIV. I ONLY

23- 10

58

9- 1

72

108

52

53

12

12

DIV. I NON-CONF.

7- 9

195

0- 1

35

57

94

92

12

12

TOTALS

RPI 1-25

RPI 26-50

W-L RECORDS

RPI 51-100

RPI 100+

23- 10

0- 5

0- 0

OVERALL

4- 3

19- 2

11- 3

0- 1

0- 0

HOME

2- 1

9- 1

9- 5

0- 2

0- 0

AWAY

1- 2

8- 1

3- 2

0- 2

0- 0

NEUTRAL

1- 0

2- 0

7- 9

0- 5

0- 0

NON-CONFERENCE

1- 3

6- 1

4- 2

0- 1

0- 0

HOME

1- 1

3- 0

2- 5

0- 2

0- 0

AWAY

0- 2

2- 1

1- 2

0- 2

0- 0

NEUTRAL

0- 0

1- 0

16- 1

0- 0

0- 0

CONFERENCE

3- 0

13- 1

7- 1

0- 0

0- 0

HOME

1- 0

6- 1

7- 0

0- 0

0- 0

AWAY

1- 0

6- 0

2- 0

0- 0

0- 0

NEUTRAL

1- 0

1- 0

RPI 1-25

RPI 26-50

RPI 51-100

Team's RPI: 53

RPI 101+

RPI	S	Opponent	Score
4	N	North Carolina	63 101
6	A	Purdue	44 69
13	N	Middle Tenn.	46 85
14	H	Arizona St.	66 81
17	A	Marquette	60 74

RPI	S	Opponent	Score
51	A	Washington	61 75
60	A	Montana	78 88
69	H	Davison	69 77
79	H	Utah	57 45
96	A	Loyola Marymount	60 56
96	H	Loyola Marymount	66 56
96	N	Loyola Marymount	64 47

RPI	S	Opponent	Score
102	A	San Diego	87 82
102	H	San Diego	71 58
106	N	UCLA	62 57
134	A	Pepperdine	58 35
134	H	Pepperdine	56 70
137	A	Hawaii	57 68
176	A	Santa Clara	79 68
176	H	Santa Clara	78 73
189	A	St. Mary's (Cal.)	78 68
189	H	St. Mary's (Cal.)	85 49
207	A	San Francisco	58 53
207	H	San Francisco	57 37
207	N	San Francisco	59 38
243	H	Montana St.	81 53
252	A	Portland St.	76 59
258	A	Portland	88 58
258	H	Portland	61 48
258	H	Portland	68 55
261	H	UC Davis	73 70
287	A	Eastern Wash.	103 102
328	H	Sacramento St.	84 43

LAST 10 Division I GAMES:

13	N	Middle Tenn.	46 85
96	N	Loyola Marymount	64 47
207	N	San Francisco	59 38
258	H	Portland	68 55
207	H	San Francisco	57 37

102	H	San Diego	71 58
258	A	Portland	88 58
176	A	Santa Clara	79 68
189	A	St. Mary's (Cal.)	78 68
96	H	Loyola Marymount	66 56

RPI	S	Opponent	Score
102	A	San Diego	87 82
102	H	San Diego	71 58
106	N	UCLA	62 57
134	A	Pepperdine	58 35
134	H	Pepperdine	56 70
137	A	Hawaii	57 68
176	A	Santa Clara	79 68
176	H	Santa Clara	78 73
189	A	St. Mary's (Cal.)	78 68
189	H	St. Mary's (Cal.)	85 49
207	A	San Francisco	58 53
207	H	San Francisco	57 37
207	N	San Francisco	59 38
243	H	Montana St.	81 53
252	A	Portland St.	76 59
258	A	Portland	88 58
258	H	Portland	61 48
258	H	Portland	68 55
261	H	UC Davis	73 70
287	A	Eastern Wash.	103 102
328	H	Sacramento St.	84 43

Non-Div I Games: Seattle Pacific 74 58

Gonzaga

Loss, Non-Conf, S Site, H Home A Away N Neutral

Grambling

Average RPI Win: 286
Average RPI Loss: 229

WON-LOST
RECORD

WINNING
PCT. RANK

LAST 10
GAMES

STRENGTH OF
SCHEDULE

OPP. STRENGTH
OF SCHEDULE

TEAM
RPI

ADJ.
RPI

CONF.
RPI

ADJ CONF.
RPI

DIV. I ONLY
DIV. I NON-CONF.

9- 19
1- 7

254
317

3- 7
0- 0

325
307

335
277

310
329

312
328

32
32

32
32

TOTALS

RPI 1-25

RPI 26-50

W-L RECORDS

RPI 51-100

RPI 100+

9- 19

0- 0

0- 0

OVERALL

0- 1

9- 18

5- 5

0- 0

0- 0

HOME

0- 0

5- 5

3- 10

0- 0

0- 0

AWAY

0- 1

3- 9

1- 4

0- 0

0- 0

NEUTRAL

0- 0

1- 4

1- 7

0- 0

0- 0

NON-CONFERENCE

0- 1

1- 6

1- 0

0- 0

0- 0

HOME

0- 0

1- 0

0- 4

0- 0

0- 0

AWAY

0- 1

0- 3

0- 3

0- 0

0- 0

NEUTRAL

0- 0

0- 3

8- 12

0- 0

0- 0

CONFERENCE

0- 0

8- 12

4- 5

0- 0

0- 0

HOME

0- 0

4- 5

3- 6

0- 0

0- 0

AWAY

0- 0

3- 6

1- 1

0- 0

0- 0

NEUTRAL

0- 0

1- 1

RPI 1-25

RPI 26-50

RPI 51-100

RPI 101+

Team's RPI: 312

RPI S Opponent Score

RPI S Opponent Score

RPI S Opponent Score

RPI S Opponent Score

82 A Mississippi St. 63 72

128 N Louisiana Tech 50 70

180 A Hampton 57 68

192 A Jackson St. 59 74

192 H Jackson St. 68 61

193 A Southern Miss. 64 87

197 A Prairie View 53 71

197 H Prairie View 64 80

197 N Prairie View 55 77

204 N Morehead St. 52 75

237 A Alabama A&M 75 81

237 H Alabama A&M 61 68

237 N Alabama A&M 68 62

247 A Ark. -Pine Bluff 54 67

247 H Ark. -Pine Bluff 78 71

255 A Alcorn St. 68 59

255 H Alcorn St. 45 48

265 N New Orleans 73 85

292 A Chicago St. 55 82

294 A Alabama St. 78 82

294 H Alabama St. 65 73

325 A Southern U. 53 56

325 H Southern U. 65 54

329 A Mississippi Val. 66 59

329 H Mississippi Val. 78 71

330 A Texas Southern 53 44

330 H Texas Southern 54 57

334 H McNeese St. 71 59

LAST 10 Division I GAMES:

197 N Prairie View 55 77

237 N Alabama A&M 68 62

294 H Alabama St. 65 73

237 H Alabama A&M 61 68

329 A Mississippi Val. 66 59

247 A Ark. -Pine Bluff 54 67

192 A Jackson St. 59 74

330 H Texas Southern 54 57

197 H Prairie View 64 80

255 A Alcorn St. 68 59

329 A Mississippi Val. 66 59

329 H Mississippi Val. 78 71

330 A Texas Southern 53 44

330 H Texas Southern 54 57

334 H McNeese St. 71 59

Grambling

Grambling

Non-Div I Games: Fort Valley St. 77 64

Tuskegee

75 62

Texas Col.

92 71

Grambling

Loss, Non-Conf, S Site, H Home A Away N Neutral

Average RPI Win: 266		WON-LOST RECORD		WINNING PCT. RANK		LAST 10 GAMES		STRENGTH OF SCHEDULE		OPP. STRENGTH OF SCHEDULE		TEAM RPI		ADJ. RPI		CONF. RPI		ADJ CONF. RPI		
DIV. I ONLY		15- 13		146		6- 4		220		310		182		180		26		26		
DIV. I NON-CONF.		4- 5		193		0- 0		94		232		152		150		29		29		
TOTALS		RPI 1-25		RPI 26-50		W-L RECORDS		RPI 51-100		RPI 100+										
15- 13		0- 0		0- 1		OVERALL		0- 3		15- 9										
9- 5		0- 0		0- 1		HOME		0- 2		9- 2										
5- 7		0- 0		0- 0		AWAY		0- 1		5- 6										
1- 1		0- 0		0- 0		NEUTRAL		0- 0		1- 1										
4- 5		0- 0		0- 1		NON-CONFERENCE		0- 1		4- 3										
3- 2		0- 0		0- 1		HOME		0- 1		3- 0										
0- 3		0- 0		0- 0		AWAY		0- 0		0- 3										
1- 0		0- 0		0- 0		NEUTRAL		0- 0		1- 0										
11- 8		0- 0		0- 0		CONFERENCE		0- 2		11- 6										
6- 3		0- 0		0- 0		HOME		0- 1		6- 2										
5- 4		0- 0		0- 0		AWAY		0- 1		5- 3										
0- 1		0- 0		0- 0		NEUTRAL		0- 0		0- 1										
RPI 1-25		RPI 26-50		RPI 51-100		RPI 101+		Team's RPI: 180												
RPI S	Opponent	Score		RPI S	Opponent	Score		RPI S	Opponent	Score		RPI S	Opponent	Score						
26	H James Madison	45 54		62	H La. -Lafayette	44 57		101	A UAB	47 66		101	A UAB	47 66						
				77	A Coppin St.	45 68		130	A Bucknell I	77 85		130	A Bucknell I	77 85						
				77	H Coppin St.	56 63		140	A Radford	54 62		140	A Radford	54 62						
								157	A Delaware St.	58 52		157	A Delaware St.	58 52						
								157	H Delaware St.	61 57		157	H Delaware St.	61 57						
								177	H North Texas	65 64		177	H North Texas	65 64						
								178	H Georgia St.	62 55		178	H Georgia St.	62 55						
								184	A N. C. A&T	69 91		184	A N. C. A&T	69 91						
								184	H N. C. A&T	63 73		184	H N. C. A&T	63 73						
								211	A Morgan St.	51 61		211	A Morgan St.	51 61						
								211	H Morgan St.	61 65		211	H Morgan St.	61 65						
								211	N Morgan St.	59 63		211	N Morgan St.	59 63						
								264	A Howard	78 66		264	A Howard	78 66						
								266	A Florida A&M	70 60		266	A Florida A&M	70 60						
								266	H Florida A&M	81 64		266	H Florida A&M	81 64						
								286	H Md. -East. Shore	76 41		286	H Md. -East. Shore	76 41						
								294	N Alabama St.	74 67		294	N Alabama St.	74 67						
								312	H Grambling	68 57		312	H Grambling	68 57						
								320	A South Carolina St.	71 66		320	A South Carolina St.	71 66						
								320	H South Carolina St.	63 54		320	H South Carolina St.	63 54						
								326	A Norfolk St.	66 70		326	A Norfolk St.	66 70						
								326	H Norfolk St.	60 58		326	H Norfolk St.	60 58						
								335	A Bethune-Cookman	67 40		335	A Bethune-Cookman	67 40						
								335	H Bethune-Cookman	62 48		335	H Bethune-Cookman	62 48						
LAST 10 Division I GAMES:																				
				211	N Morgan St.	59 63		157	H Delaware St.	61 57										
				286	H Md. -East. Shore	76 41		77	A Coppin St.	45 68										
				184	H N. C. A&T	63 73		211	A Morgan St.	51 61										
				320	H South Carolina St.	63 54		266	H Florida A&M	81 64										
				326	H Norfolk St.	60 58		335	H Bethune-Cookman	62 48										

Hampton

Hampton

Non-Div I Games:

Hampton

■ Loss,
 ■ Non-Conf, S Site,
 ■ Home
 ■ Away
 N Neutral

Average RPI Win: 252		WON-LOST RECORD	WINNING PCT. RANK	LAST 10 GAMES	STRENGTH OF SCHEDULE	OPP. STRENGTH OF SCHEDULE	TEAM RPI	ADJ. RPI	CONF. RPI	ADJ CONF. RPI
DIV. I ONLY		15- 13	146	9- 1	222	217	167	166	27	27
DIV. I NON-CONF.		2- 12	307	0- 1	126	81	258	254	25	25
TOTALS		RPI 1-25	RPI 26-50	W-L RECORDS	RPI 51-100	RPI 100+				
15- 13		0- 1	0- 3	OVERALL	0- 2	15- 7				
7- 4		0- 0	0- 2	HOME	0- 0	7- 2				
7- 6		0- 0	0- 1	AWAY	0- 1	7- 4				
1- 3		0- 1	0- 0	NEUTRAL	0- 1	1- 1				
2- 12		0- 1	0- 3	NON-CONFERENCE	0- 2	2- 6				
0- 4		0- 0	0- 2	HOME	0- 0	0- 2				
1- 5		0- 0	0- 1	AWAY	0- 1	1- 3				
1- 3		0- 1	0- 0	NEUTRAL	0- 1	1- 1				
13- 1		0- 0	0- 0	CONFERENCE	0- 0	13- 1				
7- 0		0- 0	0- 0	HOME	0- 0	7- 0				
6- 1		0- 0	0- 0	AWAY	0- 0	6- 1				
0- 0		0- 0	0- 0	NEUTRAL	0- 0	0- 0				
RPI S Opponent		RPI S Opponent	RPI S Opponent	RPI S Opponent	RPI S Opponent	RPI S Opponent	Team's RPI: 166			
Score		Score	Score	Score	Score	Score	Score			
7 N Maryl and 65 89		35 A Cal i forni a 54 96	59 A Wi sconsi n 66 86	104 A Boston Col lege 68 58	156 H Qui nni pi ac 74 82	159 A Boston U. 63 77				
		36 H Mari st 68 74	98 N East Caro. 71 80	160 A Provi dence 67 78	190 A Dartmouth 71 68	190 H Dartmouth 72 54				
		42 H Bri gham Young 51 66		218 A Fai rfi el d 57 73	223 N Hol y Cross 57 69	238 A Yal e 53 61				
				238 H Yal e 68 58	240 A Penn 66 59	240 H Penn 87 74				
				257 H Northeastern 77 87	270 A Pri nceton 66 51	270 H Pri nceton 80 57				
				276 A Cornel l 71 57	276 H Cornel l 64 48	290 A Col umbi a 65 36				
				290 H Col umbi a 72 65	299 A Brown 73 42	299 H Brown 67 41				
				314 N San Jose St. 83 62						
LAST 10 Div		sion I GAMES:								
7 N Maryl and 65 89		240 A Penn 66 59								
190 H Dartmouth 72 54		238 H Yal e 68 58								
290 H Col umbi a 72 65		299 H Brown 67 41								
276 H Cornel l 64 48		240 H Penn 87 74								
270 A Pri nceton 66 51		270 H Pri nceton 80 57								

Non-Di v I Games:

Harvard

Loss,
Non-Conf, S Site,
H Home
A Away
N Neutral
H
a
r
v
a
r
dH
a
r
v
a
r
d

Average RPI Win: 189		WON-LOST RECORD	WINNING PCT. RANK	LAST 10 GAMES	STRENGTH OF SCHEDULE	OPP. STRENGTH OF SCHEDULE	TEAM RPI	ADJ. RPI	CONF. RPI	ADJ CONF. RPI	
DIV. I ONLY		15- 14	155	8- 2	126	158	138	137	17	17	
DIV. I NON-CONF.		6- 6	146	0- 0	45	30	82	80	17	17	
TOTALS		RPI 1-25	RPI 26-50	W-L RECORDS	RPI 51-100	RPI 100+					
15- 14		0- 1	0- 1	OVERALL	2- 6	13- 6					
10- 7		0- 1	0- 1	HOME	2- 3	8- 2					
5- 6		0- 0	0- 0	AWAY	0- 3	5- 3					
0- 1		0- 0	0- 0	NEUTRAL	0- 0	0- 1					
6- 6		0- 1	0- 1	NON-CONFERENCE	2- 4	4- 0					
5- 4		0- 1	0- 1	HOME	2- 2	3- 0					
1- 2		0- 0	0- 0	AWAY	0- 2	1- 0					
0- 0		0- 0	0- 0	NEUTRAL	0- 0	0- 0					
9- 8		0- 0	0- 0	CONFERENCE	0- 2	9- 6					
5- 3		0- 0	0- 0	HOME	0- 1	5- 2					
4- 4		0- 0	0- 0	AWAY	0- 1	4- 3					
0- 1		0- 0	0- 0	NEUTRAL	0- 0	0- 1					
RPI S Opponent		RPI 1-25 Score	RPI S Opponent	RPI 26-50 Score	RPI S Opponent	RPI 51-100 Score	RPI S Opponent	RPI 101+ Team's RPI: 137 Score			
8	H Okl ahoma	56 76	41	H Chattanooga	62 65	53	H Gonzaga	68 57	122	A Fresno St. 69 75	
						58	H Texas Tech	57 54	122	H Fresno St. 79 65	
						63	H Okl ahoma St.	64 78	122	N Fresno St. 47 72	
						75	A Southern Cal i forni a	52 72	128	A Loui si ana Tech 60 59	
						82	H Arkansas	56 70	128	H Loui si ana Tech 53 64	
						88	A Boi se St.	56 66	131	H Evansvi lle 71 68	
						88	H Boi se St.	53 62	150	H Georgetown 69 58	
						96	A Loyol a Marymount	69 79	170	A Nevada 59 69	
									170	H Nevada 74 72	
									207	H San Franci sco 70 49	
									214	A Cal St. Northri dge 72 61	
									217	A New Mexi co St. 57 46	
									217	H New Mexi co St. 51 58	
									232	A Utah St. 62 57	
									232	H Utah St. 79 63	
									307	A Idaho 64 43	
									307	H Idaho 71 61	
									314	A San Jose St. 56 57	
									314	H San Jose St. 64 53	
LAST 10 Div				sion I GAMES:							
122				N Fresno St.	47	72	122				H Fresno St. 79 65
88				A Boi se St.	56	66	128				A Loui si ana Tech 60 59
307				A Idaho	64	43	217				A New Mexi co St. 57 46
314				H San Jose St.	64	53	170				H Nevada 74 72
232				H Utah St.	79	63	232				A Utah St. 62 57

Hawai i

Non-Di v I Games:

Hawai i

Loss,
Non-Conf, S Site,
H Home
A Away
N Neutral

Average RPI Win: 239		WON-LOST RECORD		WINNING PCT. RANK		LAST 10 GAMES		STRENGTH OF SCHEDULE		OPP. STRENGTH OF SCHEDULE		TEAM RPI		ADJ. RPI		CONF. RPI		ADJ CONF. RPI	
119																			
DIV. I ONLY		18- 12		100		6- 4		245		208		153		152		21		21	
DIV. I NON-CONF.		7- 8		168		0- 1		183		156		181		172		22		22	
TOTALS		RPI 1-25		RPI 26-50		W-L RECORDS		RPI 51-100				RPI 100+							
18- 12		0- 1		0- 1		OVERALL		0- 4				18- 6							
11- 1		0- 0		0- 0		HOME		0- 1				11- 0							
6- 9		0- 1		0- 1		AWAY		0- 3				6- 4							
1- 2		0- 0		0- 0		NEUTRAL		0- 0				1- 2							
7- 8		0- 1		0- 1		NON-CONFERENCE		0- 4				7- 2							
4- 1		0- 0		0- 0		HOME		0- 1				4- 0							
2- 6		0- 1		0- 1		AWAY		0- 3				2- 1							
1- 1		0- 0		0- 0		NEUTRAL		0- 0				1- 1							
11- 4		0- 0		0- 0		CONFERENCE		0- 0				11- 4							
7- 0		0- 0		0- 0		HOME		0- 0				7- 0							
4- 3		0- 0		0- 0		AWAY		0- 0				4- 3							
0- 1		0- 0		0- 0		NEUTRAL		0- 0				0- 1							
RPI 1-25		RPI 26-50		RPI 51-100		RPI 101+		Team's RPI: 152											
RPI S	Opponent	Score		RPI S	Opponent	Score		RPI S	Opponent	Score		RPI S	Opponent	Score					
21	A North Carolina St.	48 78		32	A Florida St.	39 67		57	A South Carolina	49 87		110	N Ohio	70 82					
								69	H Davidson	63 81		120	H William & Mary	74 62					
								87	A UNC Greensboro	53 63		121	A Liberty	67 61					
								100	A Charlotte	45 72		121	H Liberty	64 62					
												140	A Radford	55 71					
												140	H Radford	57 55					
												141	A UNC Asheville	69 72					
												141	H UNC Asheville	59 53					
												181	A Wake Forest	48 62					
												201	A Coastal Caro.	57 66					
												201	H Coastal Caro.	65 52					
												234	H UNC Wilmi ngton	63 49					
												242	A El on	54 51					
												269	H Gardner-Webb	73 44					
												289	H Longwood	59 41					
												293	A Wi nthrop	74 63					
												293	H Wi nthrop	57 49					
												293	N Wi nthrop	50 57					
												297	A Charleston So.	63 51					
												297	H Charleston So.	64 58					
												309	A Campbel l	89 74					
												309	N Campbel l	70 53					
												311	A Bi rmi ngham-So.	70 60					
												311	H Bi rmi ngham-So.	60 52					
LAST 10 Div				sion I GAMES:															
100	A Charlotte	45 72		141	H UNC Asheville	59 53		311	H Bi rmi ngham-So.	60 52		140	A Radford	55 71		121	A Li berty	67 61	
293	N Wi nthrop	50 57		297	H Wi nthrop	57 49		297	H Charleston So.	64 58		201	A Coastal Caro.	57 66		297	H Charleston So.	64 58	

High Point

High Point

Non-Div l Games:

High Point

Loss, Non-Conf, S Site, H Home A Away N Neutral

Average RPI Win: 261		WON-LOST RECORD		WINNING PCT. RANK		LAST 10 GAMES		STRENGTH OF SCHEDULE		OPP. STRENGTH OF SCHEDULE		TEAM RPI		ADJ. RPI		CONF. RPI		ADJ CONF. RPI	
Average RPI Loss: 165																			
DIV. I ONLY		15- 18		185		6- 4		238		253		221		223		24		25	
DIV. I NON-CONF.		5- 11		255		0- 1		147		144		216		219		26		26	
TOTALS		RPI 1-25		RPI 26-50		W-L RECORDS		RPI 51-100		RPI 100+									
15- 18		0- 2		0- 0		OVERALL		0- 0		15- 16									
8- 5		0- 1		0- 0		HOME		0- 0		8- 4									
4- 11		0- 0		0- 0		AWAY		0- 0		4- 11									
3- 2		0- 1		0- 0		NEUTRAL		0- 0		3- 1									
5- 11		0- 2		0- 0		NON-CONFERENCE		0- 0		5- 9									
2- 3		0- 1		0- 0		HOME		0- 0		2- 2									
2- 6		0- 0		0- 0		AWAY		0- 0		2- 6									
1- 2		0- 1		0- 0		NEUTRAL		0- 0		1- 1									
10- 7		0- 0		0- 0		CONFERENCE		0- 0		10- 7									
6- 2		0- 0		0- 0		HOME		0- 0		6- 2									
2- 5		0- 0		0- 0		AWAY		0- 0		2- 5									
2- 0		0- 0		0- 0		NEUTRAL		0- 0		2- 0									
RPI 1-25		RPI 26-50		RPI 51-100		RPI 101+		Team's RPI: 223											
RPI S	Opponent	Score	RPI S	Opponent	Score	RPI S	Opponent	Score	RPI S	Opponent	Score								
2 N	Duke	44 81							102 A	San Di ego	53 76								
3 H	Connecti cut	64 83							104 H	Boston Colle ge	36 53								
									130 A	Bucknel I	37 63								
									130 H	Bucknel I	50 63								
									133 H	Massachusetts	46 77								
									151 A	Vermont	53 67								
									153 A	Army	43 77								
									153 H	Army	49 62								
									156 A	Qui nni pi ac	69 72								
									166 N	Harvard	69 57								
									171 H	Mai ne	72 64								
									190 A	Dartmouth	44 68								
									222 N	Oregon St.	44 59								
									226 A	St. Peter's	55 67								
									235 A	Buffal o	69 55								
									238 H	Yal e	68 56								
									246 A	Rhode Isl and	61 54								
									249 A	Al bany (N. Y.)	50 63								
									263 A	Navy	85 80								
									263 H	Navy	49 39								
									271 A	Lehi gh	43 52								
									271 H	Lehi gh	75 61								
									271 N	Lehi gh	65 62								
									273 A	Ameri can	55 59								
									273 H	Ameri can	61 54								
									273 H	Ameri can	56 48								
									298 A	Col gate	75 59								
									298 H	Col gate	67 47								

HOLYCROSS

H
O
L
Y
C
R
O
S
S

Non-Div l Games:

Hol y Cross

Loss, Non-Conf, S Site, H Home A Away N Neutral

RPI	S	Opponent	Score
322	H	Lafayette	77 45
322	N	Lafayette	64 49

H
o
l
y
C
r
o
s
s

H
o
l
y
C
r
o
s
s

Hol y Cross

Average RPI Win:		156	WON-LOST	WINNING	LAST 10	STRENGTH OF	OPP. STRENGTH	TEAM	ADJ.	CONF.	ADJ CONF.
Average RPI Loss:		97	RECORD	PCT. RANK	GAMES	SCHEDULE	OF SCHEDULE	RPI	RPI	RPI	RPI
DIV. I ONLY	8- 19	269	2- 8	52	90	168	165	13	13		
DIV. I NON-CONF.	2- 7	286	0- 0	26	10	153	153	11	11		
TOTALS	RPI 1-25		RPI 26-50		W-L RECORDS		RPI 51-100		RPI 100+		
8- 19	0- 2		0- 1		OVERALL		2- 10		6- 6		
6- 5	0- 1		0- 0		HOME		2- 3		4- 1		
0- 13	0- 1		0- 1		AWAY		0- 6		0- 5		
2- 1	0- 0		0- 0		NEUTRAL		0- 1		2- 0		
2- 7	0- 2		0- 1		NON-CONFERENCE		0- 4		2- 0		
1- 2	0- 1		0- 0		HOME		0- 1		1- 0		
0- 5	0- 1		0- 1		AWAY		0- 3		0- 0		
1- 0	0- 0		0- 0		NEUTRAL		0- 0		1- 0		
6- 12	0- 0		0- 0		CONFERENCE		2- 6		4- 6		
5- 3	0- 0		0- 0		HOME		2- 2		3- 1		
0- 8	0- 0		0- 0		AWAY		0- 3		0- 5		
1- 1	0- 0		0- 0		NEUTRAL		0- 1		1- 0		
RPI S	RPI 1-25	Score	RPI S	RPI 26-50	Score	RPI S	RPI 51-100	Score	RPI S	RPI 101+	Team's RPI: 165
2	A Duke	35 81	37	A West Virginia	47 73	58	H Texas Tech	51 69	101	H UAB	63 84
19	H Michigan St.	55 68				61	A TCU	46 57	108	A SMU	50 61
						73	A Tulane	61 83	108	H SMU	81 65
						73	H Tulane	56 71	143	H Miami (Fla.)	82 73
						73	N Tulane	55 62	155	A Tulsa	73 81
						75	A Southern	42 65	155	H Tulsa	70 54
							Californi a		163	A Marshal I	41 57
						91	A Rice	56 70	163	N Marshal I	71 58
						91	H Rice	91 86	193	A Southern Mi ss.	51 63
						94	A UTEP	70 87	197	N Prair ie View	96 90
						94	H UTEP	61 69	272	A UCF	73 78
						98	H East Caro.	82 77	291	H Memphi s	86 73
						100	A Charl otte	58 81			
LAST 10 Division I GAMES:											
			73	N Tulane	55 62	155	A Tul sa	73 81			
			163	N Marshal I	71 58	193	A Southern Mi ss.	51 63			
			101	H UAB	63 84	272	A UCF	73 78			
			291	H Memphi s	86 73	94	H UTEP	61 69			
			108	A SMU	50 61	73	H Tulane	56 71			

Houston

Houston

Non-Div I Games: Cal St. Bakersfi 78 66

Houston

Average RPI Win: 290		WON-LOST	WINNING	LAST 10	STRENGTH OF	OPP. STRENGTH	TEAM	ADJ.	CONF.	ADJ CONF.
Average RPI Loss: 150		RECORD	PCT. RANK	GAMES	SCHEDULE	OF SCHEDULE	RPI	RPI	RPI	RPI
DIV. I ONLY		8- 22	283	5- 5	145	267	264	264	26	26
DIV. I NON-CONF.		0- 10	331	0- 0	34	43	250	245	29	29
TOTALS		RPI 1-25	RPI 26-50	W-L RECORDS	RPI 51-100	RPI 100+				
8- 22		0- 2	0- 2	OVERALL	0- 5	8- 13				
5- 5		0- 0	0- 0	HOME	0- 1	5- 4				
2- 12		0- 2	0- 1	AWAY	0- 2	2- 7				
1- 5		0- 0	0- 1	NEUTRAL	0- 2	1- 2				
0- 10		0- 2	0- 2	NON-CONFERENCE	0- 2	0- 4				
0- 1		0- 0	0- 0	HOME	0- 0	0- 1				
0- 5		0- 2	0- 1	AWAY	0- 1	0- 1				
0- 4		0- 0	0- 1	NEUTRAL	0- 1	0- 2				
8- 12		0- 0	0- 0	CONFERENCE	0- 3	8- 9				
5- 4		0- 0	0- 0	HOME	0- 1	5- 3				
2- 7		0- 0	0- 0	AWAY	0- 1	2- 6				
1- 1		0- 0	0- 0	NEUTRAL	0- 1	1- 0				
RPI 1-25		RPI 26-50		RPI 51-100		RPI 101+		Team's RPI: 264		
RPI S	Opponent	Score	RPI S	Opponent	Score	RPI S	Opponent	Score		
10 A	LSU	44 88	37 N	West Virginia	61 84	56 N	Virginia Tech	78 97	120 A	William & Mary 63 78
12 A	Ohio St.	52 97	50 A	Ball St.	47 92	66 A	Seton Hall	47 66	157 A	Delaware St. 48 58
						77 A	Coppin St.	57 78	157 H	Delaware St. 55 68
						77 H	Coppin St.	57 71	180 H	Hampton 66 78
						77 N	Coppin St.	44 59	184 A	N. C. A&T 73 87
									184 H	N. C. A&T 68 65
									201 N	Coastal Caro. 78 85
									211 A	Morgan St. 62 71
									211 H	Morgan St. 74 67
									227 H	George Mason 77 80
									263 N	Navy 67 77
									266 A	Florida A&M 71 81
									266 H	Florida A&M 71 75
									286 A	Md. -East. Shore 54 65
									286 H	Md. -East. Shore 72 56
									320 A	South Carolina St. 60 75
									320 H	South Carolina St. 85 50
									320 N	South Carolina St. 77 74
									326 A	Norfolk St. 89 60
									335 A	Bethune-Cookman 79 73
									335 H	Bethune-Cookman 81 59
		LAST 10 Division I GAMES:								
			77 N	Coppin St.	44 59	77 A	Coppin St.	57 78		
			320 N	South Carolina St.	77 74	266 A	Florida A&M	71 81		
			286 H	Md. -East. Shore	72 56	335 A	Bethune-Cookman	79 73		
			326 A	Norfolk St.	89 60	157 H	Delaware St.	55 68		
			211 A	Morgan St.	62 71	184 H	N. C. A&T	68 65		

Howard

Non-Div I Games:

Howard

Loss,
Non-Conf, S Site,
H Home
A Away
N Neutral

Average RPI Win: 251		WON-LOST RECORD	WINNING PCT. RANK	LAST 10 GAMES	STRENGTH OF SCHEDULE	OPP. STRENGTH OF SCHEDULE	TEAM RPI	ADJ. RPI	CONF. RPI	ADJ CONF. RPI
DIV. I ONLY		10- 16	227	3- 7	158	229	220	221	31	31
DIV. I NON-CONF.		5- 10	241	0- 1	106	228	197	202	28	28
TOTALS		RPI 1-25	RPI 26-50	W-L RECORDS	RPI 51-100	RPI 100+				
10- 16		0- 0	0- 3	OVERALL	0- 3	10- 10				
5- 7		0- 0	0- 1	HOME	0- 1	5- 5				
3- 9		0- 0	0- 2	AWAY	0- 2	3- 5				
2- 0		0- 0	0- 0	NEUTRAL	0- 0	2- 0				
5- 10		0- 0	0- 1	NON-CONFERENCE	0- 3	5- 6				
2- 5		0- 0	0- 0	HOME	0- 1	2- 4				
2- 5		0- 0	0- 1	AWAY	0- 2	2- 2				
1- 0		0- 0	0- 0	NEUTRAL	0- 0	1- 0				
5- 6		0- 0	0- 2	CONFERENCE	0- 0	5- 4				
3- 2		0- 0	0- 1	HOME	0- 0	3- 1				
1- 4		0- 0	0- 1	AWAY	0- 0	1- 3				
1- 0		0- 0	0- 0	NEUTRAL	0- 0	1- 0				
RPI 1-25		RPI 26-50		RPI 51-100		RPI 101+		Team's RPI: 221		
RPI S	Opponent	Score	RPI S	Opponent	Score	RPI S	Opponent	Score		
45	A South Dakota St.	51 103	55	H Indiana	68 69	115	H Northern Ill.	55 77		
45	H South Dakota St.	58 70	78	A Illinois	47 74	117	A UNI	57 76		
50	A Ball St.	62 73	99	A Belmont	74 79	139	A North Dakota St.	72 89		
						139	H North Dakota St.	80 85		
						141	A UNC Asheville	69 73		
						173	H Valparaiso	67 75		
						174	H Butler	82 75		
						185	H Toledo	66 55		
						199	A Utah Valley St.	71 74		
						199	H Utah Valley St.	82 70		
						201	N Coastal Caro.	60 49		
						203	H Tenn. -Martin	59 71		
						225	H Central Mich.	56 70		
						248	A IUPUI	59 50		
						262	A Tex. -Pan American	47 68		
						262	H Tex. -Pan American	58 41		
						283	N Kennesaw St.	77 74		
						293	A Winthrop	65 54		
						332	A NJIT	81 70		
						332	H NJIT	58 43		
LAST 10 Division I GAMES:										
139	H North Dakota St.	80 85	203	H Tenn. -Martin	59 71					
45	H South Dakota St.	58 70	45	A South Dakota St.	51 103					
262	A Tex. -Pan American	47 68	139	A North Dakota St.	72 89					
199	A Utah Valley St.	71 74	199	H Utah Valley St.	82 70					
332	H NJIT	58 43	262	H Tex. -Pan American	58 41					

Non-Div I Games: Saginaw Valley 65 67 Ind. -South Bend 79 46 Marygrove 81 55

IPFW

Loss, Non-Conf, S Site, H Home A Away N Neutral

I
U
P
U
I

Non-Div I Games:

Team										Through Games of 2007 Final											
Average RPI Win:		298		WON-LOST		WINNING		LAST 10		STRENGTH OF		OPP. STRENGTH		TEAM		ADJ.		CONF.		ADJ CONF.	
Average RPI Loss:		174		RECORD		PCT. RANK		GAMES		SCHEDULE		OF SCHEDULE		RPI		RPI		RPI		RPI	
DIV. I ONLY		6- 22		304		2- 8				278		262		308		307		17		17	
DIV. I NON-CONF.		3- 8		269		0- 0				271		318		298		298		17		17	
TOTALS		RPI 1-25		RPI 26-50		W-L RECORDS		RPI 51-100		RPI 100+											
6- 22		0- 0		0- 1		OVERALL		0- 3		6- 18											
4- 7		0- 0		0- 0		HOME		0- 2		4- 5											
1- 10		0- 0		0- 0		AWAY		0- 1		1- 9											
1- 5		0- 0		0- 1		NEUTRAL		0- 0		1- 4											
3- 8		0- 0		0- 1		NON-CONFERENCE		0- 1		3- 6											
2- 1		0- 0		0- 0		HOME		0- 1		2- 0											
0- 3		0- 0		0- 0		AWAY		0- 0		0- 3											
1- 4		0- 0		0- 1		NEUTRAL		0- 0		1- 3											
3- 14		0- 0		0- 0		CONFERENCE		0- 2		3- 12											
2- 6		0- 0		0- 0		HOME		0- 1		2- 5											
1- 7		0- 0		0- 0		AWAY		0- 1		1- 6											
0- 1		0- 0		0- 0		NEUTRAL		0- 0		0- 1											
RPI 1-25		Score		RPI 26-50		Score		RPI 51-100		Score		RPI 101+		Team's RPI: 307		Score					
RPI S	Opponent			RPI S	Opponent			RPI S	Opponent			RPI S	Opponent								
47	N Wyomi ng	45	68	60	H Montana	66	85	122	A Fresno St.	53	75	122	H Fresno St.	75	84						
				88	A Boi se St.	55	85	128	A Loui si ana Tech	71	78	128	H Loui si ana Tech	66	87						
								137	A Hawai i	61	71	137	H Hawai i	43	64						
								170	A Nevada	63	75	170	H Nevada	68	78						
								179	N Weber St.	57	98	213	N Cani si us	61	66						
								217	A New Mexico St.	65	70	217	H New Mexico St.	83	74						
								232	A Utah St.	70	78	232	H Utah St.	53	57						
								252	A Portland St.	48	77	255	N Al corn St.	62	81						
								258	A Portl and	56	83	268	A Col orado St.	68	88						
								287	H Eastern Wash.	73	60	314	A San Jose St.	72	64						
								314	H San Jose St.	69	66	314	N San Jose St.	66	72						
								328	H Sacramento St.	57	48	329	N Mi ssi ssi ppi Val .	76	72						
LAST 10 Div				si on I GAMES:																	
314	N San Jose St.	66	72	232	H Utah St.	53	57	88	H Boi se St.	40	70	122	A Fresno St.	53	75						
137	H Hawai i	43	64	314	A San Jose St.	72	64	88	A Boi se St.	55	85										
170	A Nevada	63	75																		
128	A Loui si ana Tech	71	78																		

Non-Div I Games:

I daho

Loss, Non-Conf, S Site, H Home A Away N Neutral

Average RPI Win: 227		WON-LOST	WINNING	LAST 10	STRENGTH OF	OPP. STRENGTH	TEAM	ADJ.	CONF.	ADJ CONF.	
Average RPI Loss: 121		RECORD	PCT. RANK	GAMES	SCHEDULE	OF SCHEDULE	RPI	RPI	RPI	RPI	
DIV. I ONLY		15- 14	155	8- 2	123	214	147	149	19	19	
DIV. I NON-CONF.		4- 9	256	0- 1	112	164	205	205	20	20	
TOTALS		RPI 1-25	RPI 26-50	W-L RECORDS	RPI 51-100	RPI 100+					
15- 14		0- 1	0- 2	OVERALL	0- 5	15- 6					
6- 4		0- 0	0- 1	HOME	0- 1	6- 2					
6- 10		0- 1	0- 1	AWAY	0- 4	6- 4					
3- 0		0- 0	0- 0	NEUTRAL	0- 0	3- 0					
4- 9		0- 1	0- 2	NON-CONFERENCE	0- 3	4- 3					
1- 2		0- 0	0- 1	HOME	0- 0	1- 1					
2- 7		0- 1	0- 1	AWAY	0- 3	2- 2					
1- 0		0- 0	0- 0	NEUTRAL	0- 0	1- 0					
11- 5		0- 0	0- 0	CONFERENCE	0- 2	11- 3					
5- 2		0- 0	0- 0	HOME	0- 1	5- 1					
4- 3		0- 0	0- 0	AWAY	0- 1	4- 2					
2- 0		0- 0	0- 0	NEUTRAL	0- 0	2- 0					
RPI 1-25		RPI 26-50		RPI 51-100		RPI 101+		Team's RPI: 149			
RPI S	Opponent	Score	RPI S	Opponent	Score	RPI S	Opponent	Score			
16 A	Stanford	58 96	42 A	Brigham Young	50 73	60 A	Montana	72 90	105 A	Northern Ari z.	62 70
			47 H	Wyomi ng	58 79	60 H	Montana	87 90	105 H	Northern Ari z.	95 79
						88 A	Boise St.	78 86	105 N	Northern Ari z.	84 78
						89 A	Ark. -Little Rock	53 82	114 N	Kent St.	87 75
						91 A	Ri ce	69 88	170 A	Nevada	58 75
									179 A	Weber St.	78 65
									179 H	Weber St.	81 56
									179 N	Weber St.	72 63
									199 A	Utah Valley St.	85 74
									199 H	Utah Valley St.	82 89
									232 A	Utah St.	83 85
									243 A	Montana St.	96 74
									243 H	Montana St.	80 91
									252 A	Portland St.	71 76
									252 H	Portland St.	91 90
									287 A	Eastern Wash.	90 60
									287 H	Eastern Wash.	83 80
									310 A	Northern Colo.	92 66
									310 H	Northern Colo.	90 65
									328 A	Sacramento St.	83 59
									328 H	Sacramento St.	93 73
LAST 10 Division I GAMES:											
16 A	Stanford	58 96	252 H	Portland St.	91 90	287 H	Eastern Wash.	83 80	60 A	Montana	72 90
105 N	Northern Ari z.	84 78	243 A	Montana St.	96 74	105 H	Northern Ari z.	95 79			
179 N	Weber St.	72 63									
328 H	Sacramento St.	93 73									
179 H	Weber St.	81 56									

Non-Div I Games: Montana Tech 102 59 Montana Western 102 64

Idaho St.

Through Games of 2007 Final																			
Average RPI Win: 257		WON-LOST RECORD		WINNING PCT. RANK		LAST 10 GAMES		STRENGTH OF SCHEDULE		OPP. STRENGTH OF SCHEDULE		TEAM RPI		ADJ. RPI		CONF. RPI		ADJ. CONF. RPI	
Average RPI Loss: 129																			
DIV. I ONLY		19- 13		105		6- 4		299		216		189		187		25		24	
DIV. I NON-CONF.		7- 7		146		1- 1		237		88		193		189		23		23	
TOTALS		RPI 1-25		RPI 26-50		W-L RECORDS		RPI 51-100				RPI 100+							
19- 13		0- 0		0- 2		OVERALL		0- 4				19- 7							
11- 6		0- 0		0- 1		HOME		0- 2				11- 3							
8- 6		0- 0		0- 1		AWAY		0- 2				8- 3							
0- 1		0- 0		0- 0		NEUTRAL		0- 0				0- 1							
7- 7		0- 0		0- 0		NON-CONFERENCE		0- 4				7- 3							
5- 3		0- 0		0- 0		HOME		0- 2				5- 1							
2- 4		0- 0		0- 0		AWAY		0- 2				2- 2							
0- 0		0- 0		0- 0		NEUTRAL		0- 0				0- 0							
12- 6		0- 0		0- 2		CONFERENCE		0- 0				12- 4							
6- 3		0- 0		0- 1		HOME		0- 0				6- 2							
6- 2		0- 0		0- 1		AWAY		0- 0				6- 1							
0- 1		0- 0		0- 0		NEUTRAL		0- 0				0- 1							
RPI 1-25		Score		RPI 26-50		Score		RPI 51-100		Score		RPI 101+		Team's RPI: 187		Score			
RPI S	Opponent			RPI S	Opponent			RPI S	Opponent			RPI S	Opponent						
44	A Wi s. -Green Bay	47	59	44	A Wi s. -Green Bay	45	58	59	A Wi sconsi n	53	75	115	H Northern Ill.	80	62				
44	H Wi s. -Green Bay							65	H DePaul	65	74	117	A UNI	50	66				
								68	A Mi nnesota	54	97	131	H Evansville	53	69				
								78	H Illi noi s	48	53	158	A Northwestern	57	72				
												167	H Western Mi ch.	87	83				
												174	A Butler	70	64				
												174	H Butler	76	70				
												174	N Butler	83	88				
												216	A Wi s. -Mi lwaukee	79	86				
												216	H Wi s. -Mi lwaukee	83	89				
												225	H Central Mi ch.	84	68				
												229	H Bradley	83	69				
												251	H Air Force	58	57				
												259	A Eastern Ill.	81	80				
												282	A Wri ght St.	68	46				
												282	H Wri ght St.	63	55				
												292	A Chi cago St.	75	60				
												296	A Detroit	77	74				
												296	H Detroit	77	73				
												304	A Clevel and St.	68	54				
												304	H Clevel and St.	72	46				
												304	H Clevel and St.	69	50				
												305	A Youngstown St.	71	63				
												305	H Youngstown St.	62	67				
												308	A Loyol a (Ill.)	74	57				
												308	H Loyol a (Ill.)	72	63				
LAST 10 Div				si on I GAMES:															
68	A Mi nnesota	54	97	296	A Detroit	77	74	308	H Loyol a (Ill.)	72	63	292	A Chi cago St.	75	60	174	H Butler	76	70
174	N Butler	83	88	308	H Loyol a (Ill.)	72	63	174	H Butler	76	70	282	H Wri ght St.	63	55				
304	H Clevel and St.	69	50																
44	H Wi s. -Green Bay	45	58																
216	H Wi s. -Mi lwaukee	83	89																

Non-Div I Games:

111. -Chi cago

Loss, Non-Conf, S Site, H Home A Away N Neutral

Average RPI Win: 153		WON-LOST	WINNING	LAST 10	STRENGTH OF	OPP. STRENGTH	TEAM	ADJ.	CONF.	ADJ CONF.	
Average RPI Loss: 43		RECORD	PCT. RANK	GAMES	SCHEDULE	OF SCHEDULE	RPI	RPI	RPI	RPI	
DIV. I ONLY		19- 12	91	3- 7	96	32	77	78	4	4	
DIV. I NON-CONF.		11- 3	36	1- 1	230	122	86	86	2	2	
TOTALS		RPI 1-25	RPI 26-50	W-L RECORDS	RPI 51-100	RPI 100+					
19- 12		1- 5	0- 1	OVERALL	6- 5	12- 1					
12- 3		1- 2	0- 0	HOME	4- 1	7- 0					
6- 8		0- 3	0- 1	AWAY	2- 3	4- 1					
1- 1		0- 0	0- 0	NEUTRAL	0- 1	1- 0					
11- 3		0- 0	0- 1	NON-CONFERENCE	2- 1	9- 1					
7- 0		0- 0	0- 0	HOME	2- 0	5- 0					
3- 3		0- 0	0- 1	AWAY	0- 1	3- 1					
1- 0		0- 0	0- 0	NEUTRAL	0- 0	1- 0					
8- 9		1- 5	0- 0	CONFERENCE	4- 4	3- 0					
5- 3		1- 2	0- 0	HOME	2- 1	2- 0					
3- 5		0- 3	0- 0	AWAY	2- 2	1- 0					
0- 1		0- 0	0- 0	NEUTRAL	0- 1	0- 0					
RPI 1-25		RPI 26-50		RPI 51-100		Team's RPI: 78		RPI 101+			
RPI S	Opponent	Score	RPI S	Opponent	Score	RPI S	Opponent	Score	RPI S	Opponent	Score
6 A	Purdue	57 69	27 A	Mississippi	50 75	55 A	Indiana	68 81	115 A	Northern Ill.	63 69
6 H	Purdue	48 58				55 H	Indiana	64 71	116 H	Florida	80 57
12 A	Ohio St.	52 62				59 A	Wisconsin	70 62	158 H	Northwestern	77 49
12 H	Ohio St.	60 69				68 A	Minnesota	61 70	161 A	Michigan	70 51
19 A	Michigan St.	70 80				68 H	Minnesota	64 54	161 H	Michigan	65 44
19 H	Michigan St.	56 46				70 H	Penn St.	74 65	174 H	Butler	65 47
						70 N	Penn St.	49 61	186 A	St. Louis	84 75
						71 A	Kansas St.	51 66	187 A	Ill.-Chicago	53 48
						79 H	Utah	59 48	221 H	IUPUI	74 47
						80 H	St. Joseph's	69 56	229 A	Bradley	57 41
						81 A	Iowa	74 69	246 N	Rhode Island	73 48
									308 H	Loyola (Ill.)	87 59
									310 H	Northern Colo.	76 39
LAST 10 Division I GAMES:											
71 A	Kansas St.	51 66	55 A	Indiana	68 81						
79 H	Utah	59 48	81 A	Iowa	74 69						
70 N	Penn St.	49 61	12 H	Ohio St.	60 69						
6 H	Purdue	48 58	6 A	Purdue	57 69						
19 H	Michigan St.	56 46	19 A	Michigan St.	70 80						

Non-Div I Games:

Average RPI Win: 182		WON-LOST	WINNING	LAST 10	STRENGTH OF	OPP. STRENGTH	TEAM	ADJ.	CONF.	ADJ CONF.
Average RPI Loss: 108		RECORD	PCT. RANK	GAMES	SCHEDULE	OF SCHEDULE	RPI	RPI	RPI	RPI
DIV. I ONLY	22- 11	65	5- 5	119	166	85	85	15	15	
DIV. I NON-CONF.	8- 5	105	1- 1	62	120	67	67	15	15	
TOTALS	RPI 1-25	RPI 26-50	W-L RECORDS	RPI 51-100	RPI 100+					
22- 11	0- 1	1- 2	OVERALL	3- 2	18- 6					
11- 4	0- 0	1- 0	HOME	1- 1	9- 3					
9- 6	0- 1	0- 2	AWAY	1- 1	8- 2					
2- 1	0- 0	0- 0	NEUTRAL	1- 0	1- 1					
8- 5	0- 1	1- 2	NON-CONFERENCE	2- 1	5- 1					
6- 0	0- 0	1- 0	HOME	1- 0	4- 0					
1- 5	0- 1	0- 2	AWAY	0- 1	1- 1					
1- 0	0- 0	0- 0	NEUTRAL	1- 0	0- 0					
14- 6	0- 0	0- 0	CONFERENCE	1- 1	13- 5					
5- 4	0- 0	0- 0	HOME	0- 1	5- 3					
8- 1	0- 0	0- 0	AWAY	1- 0	7- 1					
1- 1	0- 0	0- 0	NEUTRAL	0- 0	1- 1					
RPI S Opponent	RPI 1-25	RPI S Opponent	RPI 26-50	RPI S Opponent	RPI 51-100	Team's RPI: 85	RPI S Opponent	RPI 101+	Score	
25 A Iowa St.	67 74	44 A Wis.-Green Bay	64 92	65 A DePaul	64 90		111 H Eastern Mi ch.	68 55		
		45 A South Dakota St.	48 61	86 N Stony Brook	73 63		113 A Indiana St.	89 81		
		50 H Ball St.	82 72	91 H Rice	71 61		113 H Indiana St.	66 76		
				92 A Southern Ill.	84 72		115 A Northern Ill.	69 97		
				92 H Southern Ill.	66 79		117 A UNI	60 58		
							117 H UNI	73 74		
							131 A Evansville	89 81		
							131 H Evansville	65 70		
							168 A Drake	67 61		
							168 H Drake	64 50		
							183 H Miami (Ohio)	89 73		
							191 A Creighton	72 54		
							191 H Creighton	70 59		
							191 N Creighton	56 59		
							229 A Bradley	75 66		
							229 H Bradley	55 47		
							229 N Bradley	75 60		
							254 A Wichita St.	69 75		
							254 H Wichita St.	87 73		
							259 H Eastern Ill.	101 72		
							260 A Missouri St.	65 48		
							260 H Missouri St.	76 47		
							292 H Chicago St.	81 53		
							308 A Loyola (Ill.)	77 66		
LAST 10 Division I GAMES:										
45 A South Dakota St.	48 61	168 A Drake	67 61							
91 H Rice	71 61	117 H UNI	73 74							
191 N Creighton	56 59	229 A Bradley	75 66							
229 N Bradley	75 60	113 H Indiana St.	66 76							
191 A Creighton	72 54	254 A Wichita St.	69 75							

Non-Div I Games:

Illinois St.

Loss, Non-Conf, S Site, H Home A Away N Neutral

Average RPI Win: 125		WON-LOST RECORD	WINNING PCT. RANK	LAST 10 GAMES	STRENGTH OF SCHEDULE	OPP. STRENGTH OF SCHEDULE	TEAM RPI	ADJ. RPI	CONF. RPI	ADJ CONF. RPI	
DIV. I ONLY		19- 14	118	5- 5	38	36	55	55	4	4	
DIV. I NON-CONF.		12- 3	32	1- 1	64	97	28	27	2	2	

TOTALS		RPI 1-25		RPI 26-50	W-L RECORDS		RPI 51-100		RPI 100+		
19- 14		0- 7		2- 1	OVERALL		7- 4		10- 2		
12- 3		0- 2		1- 0	HOME		4- 1		7- 0		
4- 10		0- 4		1- 1	AWAY		2- 3		1- 2		
3- 1		0- 1		0- 0	NEUTRAL		1- 0		2- 0		
12- 3		0- 1		2- 1	NON-CONFERENCE		2- 0		8- 1		
7- 0		0- 0		1- 0	HOME		1- 0		5- 0		
3- 3		0- 1		1- 1	AWAY		1- 0		1- 1		
2- 0		0- 0		0- 0	NEUTRAL		0- 0		2- 0		
7- 11		0- 6		0- 0	CONFERENCE		5- 4		2- 1		
5- 3		0- 2		0- 0	HOME		3- 1		2- 0		
1- 7		0- 3		0- 0	AWAY		1- 3		0- 1		
1- 1		0- 1		0- 0	NEUTRAL		1- 0		0- 0		

RPI 1-25		RPI 26-50		RPI 51-100		Team's RPI: 55		RPI 101+			
RPI S	Opponent	Score	RPI S	Opponent	Score	RPI S	Opponent	Score	RPI S	Opponent	Score
6	A Purdue	51 73	29	A Notre Dame	54 51	59	A Wi sconsi n	53 60	118	H Kansas	63 48
6	H Purdue	58 81	45	A South Dakota St.	53 60	59	H Wi sconsi n	83 56	131	H Evansville	83 80
12	A Ohio St.	62 72	50	H Ball St.	67 56	68	A Mi nnesota	69 79	136	H Iona	74 71
12	N Ohio St.	60 72				68	H Mi nnesota	69 65	143	A Mi ami (Fl a.)	70 79
19	A Mi chi gan St.	49 74				70	A Penn St.	68 78	158	H Northwestern	83 59
19	H Mi chi gan St.	56 64				72	A Kentucky	54 51	161	A Mi chi gan	63 65
20	A Bowl ing Green	47 82				78	A Illi noi s	71 64	161	H Mi chi gan	71 58
						78	H Illi noi s	81 68	173	H Val parai so	85 51
						81	H Iowa	67 71	181	N Wake Forest	75 53
						81	N Iowa	67 53	212	H Dayton	98 71
						92	H Southern Ill.	73 66	221	A IPFW	69 68
									282	N Wri ght St.	73 52

LAST 10 Division I GAMES:											
45	A South Dakota St.	53 60	158	H Northwestern	83 59						
136	H Iona	74 71	78	H Illi noi s	81 68						
12	N Ohio St.	60 72	68	A Mi nnesota	69 79						
81	N Iowa	67 53	59	A Wi sconsi n	53 60						
70	A Penn St.	68 78	68	H Mi nnesota	69 65						

Non-Div I Games:

Indiana

Average RPI Win: 211		WON-LOST RECORD		WINNING PCT. RANK		LAST 10 GAMES		STRENGTH OF SCHEDULE		OPP. STRENGTH OF SCHEDULE		TEAM RPI		ADJ. RPI		CONF. RPI		ADJ CONF. RPI	
DIV. I ONLY		19- 11		81		8- 2		189		165		112		113		15		15	
DIV. I NON-CONF.		7- 4		99		0- 0		182		145		120		121		15		15	
TOTALS		RPI 1-25		RPI 26-50		W-L RECORDS		RPI 51-100		RPI 100+									
19- 11		0- 2		0- 1		OVERALL		2- 3		17- 5									
9- 3		0- 0		0- 0		HOME		1- 1		8- 2									
8- 7		0- 2		0- 1		AWAY		1- 2		7- 2									
2- 1		0- 0		0- 0		NEUTRAL		0- 0		2- 1									
7- 4		0- 2		0- 1		NON-CONFERENCE		0- 1		7- 0									
3- 0		0- 0		0- 0		HOME		0- 0		3- 0									
2- 4		0- 2		0- 1		AWAY		0- 1		2- 0									
2- 0		0- 0		0- 0		NEUTRAL		0- 0		2- 0									
12- 7		0- 0		0- 0		CONFERENCE		2- 2		10- 5									
6- 3		0- 0		0- 0		HOME		1- 1		5- 2									
6- 3		0- 0		0- 0		AWAY		1- 1		5- 2									
0- 1		0- 0		0- 0		NEUTRAL		0- 0		0- 1									
RPI 1-25		Score		RPI 26-50		Score		RPI 51-100		Score		RPI 101+		Team's RPI: 113		Score			
11	A Vanderbi l t	75	89	44	A Wi s. -Green Bay	66	84	81	A Iowa	83	88	117	A UNI	66	69				
19	A Mi chi gan St.	66	85					85	A Illinois St.	76	66	117	H UNI	78	54				
								85	H Illinois St.	81	89	131	A Evansvi lle	91	98				
								92	A Southern Ill.	69	86	131	H Evansvi lle	61	63				
								92	H Southern Ill.	74	69	168	A Drake	76	68				
												168	H Drake	84	67				
												173	N Val parai so	83	71				
												185	A Tol edo	53	51				
												191	A Crei ghton	69	64				
												191	H Crei ghton	89	62				
												191	N Crei ghton	65	69				
												229	A Bradl ey	63	50				
												229	H Bradl ey	86	50				
												247	A Ark. -Pi ne Bl uff	116	73				
												254	A Wi chi ta St.	73	56				
												254	H Wi chi ta St.	96	63				
												259	H Eastern Ill.	102	86				
												260	A Mi ssouri St.	63	53				
												260	H Mi ssouri St.	76	83				
												289	N Longwood	79	68				
												305	H Youngstown St.	69	56				
												308	H Loyol a (Ill.)	101	71				
LAST 10 Div sion I GAMES:																			
191	N Crei ghton	65	69	85	A Illinois St.	76	66												
168	A Drake	76	68	254	A Wi chi ta St.	73	56												
191	A Crei ghton	69	64	260	A Mi ssouri St.	63	53												
229	H Bradl ey	86	50	131	H Evansvi lle	61	63												
117	H UNI	78	54	92	H Southern Ill.	74	69												

Indiana St.

Non-Di v I Games:

Indiana St.

Loss,
Non-Conf, S Site,
H Home
A Away
N Neutral

Average RPI Win: 224		WON-LOST	WINNING	LAST 10	STRENGTH OF	OPP. STRENGTH	TEAM	ADJ.	CONF.	ADJ CONF.	
Average RPI Loss: 133		RECORD	PCT. RANK	GAMES	SCHEDULE	OF SCHEDULE	RPI	RPI	RPI	RPI	
DIV. I ONLY		21- 13	88	7- 3	228	190	134	136	18	18	
DIV. I NON-CONF.		6- 7	171	1- 1	250	118	212	209	19	19	
TOTALS		RPI 1-25	RPI 26-50	W-L RECORDS	RPI 51-100	RPI 100+					
21- 13		0- 1	0- 3	OVERALL	0- 3	21- 6					
11- 2		0- 0	0- 1	HOME	0- 1	11- 0					
8- 10		0- 1	0- 1	AWAY	0- 2	8- 6					
2- 1		0- 0	0- 1	NEUTRAL	0- 0	2- 0					
6- 7		0- 1	0- 0	NON-CONFERENCE	0- 3	6- 3					
3- 1		0- 0	0- 0	HOME	0- 1	3- 0					
3- 6		0- 1	0- 0	AWAY	0- 2	3- 3					
0- 0		0- 0	0- 0	NEUTRAL	0- 0	0- 0					
15- 6		0- 0	0- 3	CONFERENCE	0- 0	15- 3					
8- 1		0- 0	0- 1	HOME	0- 0	8- 0					
5- 4		0- 0	0- 1	AWAY	0- 0	5- 3					
2- 1		0- 0	0- 1	NEUTRAL	0- 0	2- 0					
RPI 1-25		RPI 26-50	RPI 51-100	Team's RPI: 136							
RPI S	Opponent	Score	RPI S	Opponent	Score	RPI S	Opponent	Score			
21 A	North Carolina St.	34 59	36 A	Marist	49 70	55 A	Indiana	71 74	130 A	Bucknel l	45 44
			36 H	Marist	51 59	66 A	Seton Hall	50 75	144 A	Loyol a (Md.)	68 73
			36 N	Marist	57 64	86 H	Stony Brook	55 76	144 H	Loyol a (Md.)	64 49
									144 N	Loyol a (Md.)	62 58
									147 H	Long Isl and	91 79
									148 A	St. John' s (N. Y.)	66 56
									213 A	Canisius	66 63
									213 H	Canisius	72 56
									218 A	Fairfield	59 47
									218 H	Fairfield	66 52
									226 A	St. Peter's	47 52
									226 H	St. Peter's	65 47
									226 N	St. Peter's	63 54
									231 A	Siena	58 72
									231 H	Siena	81 77
									236 A	Manhattan	72 62
									236 H	Manhattan	59 55
									239 A	St. Francis (N. Y.)	70 54
									242 A	Elon	35 51
									244 A	Niagara	65 55
									244 H	Niagara	69 67
									272 A	UCF	47 59
									275 H	Fordham	72 45
									284 A	New Hampshire	61 72
									316 A	Rider	77 50
									316 H	Rider	64 59
									331 H	Wagner	74 67
LAST 10 Division I GAMES:		55 A		Indiana	71 74	316 A		Rider	77 50		
		147 H		Long Island	91 79	36 H		Marist	51 59		
		36 N		Marist	57 64	144 H		Loyol a (Md.)	64 49		
		144 N		Loyol a (Md.)	62 58	218 A		Fairfield	59 47		
		226 N		St. Peter's	63 54	244 H		Niagara	69 67		

Non-Di v I Games:

Iona

Loss,
Non-Conf, S Site,
H Home
A Away
N Neutral

Average RPI Win: 136		WON-LOST RECORD	WINNING PCT. RANK	LAST 10 GAMES	STRENGTH OF SCHEDULE	OPP. STRENGTH OF SCHEDULE	TEAM RPI	ADJ. RPI	CONF. RPI	ADJ CONF. RPI	
Average RPI Loss: 45											
DIV. I ONLY		14- 16	177	3- 7	27	24	80	81	4	4	
DIV. I NON-CONF.		8- 5	105	0- 0	69	96	69	69	2	2	
<hr/>											
TOTALS		RPI 1-25		RPI 26-50	W-L RECORDS	RPI 51-100			RPI 100+		
14- 16		0- 8		0- 1	OVERALL	4- 5			10- 2		
7- 8		0- 4		0- 0	HOME	2- 2			5- 2		
5- 7		0- 4		0- 1	AWAY	2- 2			3- 0		
2- 1		0- 0		0- 0	NEUTRAL	0- 1			2- 0		
8- 5		0- 2		0- 1	NON-CONFERENCE	0- 0			8- 2		
4- 3		0- 1		0- 0	HOME	0- 0			4- 2		
2- 2		0- 1		0- 1	AWAY	0- 0			2- 0		
2- 0		0- 0		0- 0	NEUTRAL	0- 0			2- 0		
6- 11		0- 6		0- 0	CONFERENCE	4- 5			2- 0		
3- 5		0- 3		0- 0	HOME	2- 2			1- 0		
3- 5		0- 3		0- 0	AWAY	2- 2			1- 0		
0- 1		0- 0		0- 0	NEUTRAL	0- 1			0- 0		
<hr/>											
RPI S Opponent		Score	RPI S Opponent		Score	RPI S Opponent		Score	RPI S Opponent		Score
5 A Rutgers		53 70	44 A Wi s. -Green Bay		43 67	55 A Indiana		71 67	113 H Indiana St.		88 83
6 A Purdue		52 76				55 N Indiana		53 67	117 H UNI		62 83
6 H Purdue		58 68				59 A Wi sconsi n		73 84	118 N Kansas		63 49
12 A Ohio St.		49 85				59 H Wi sconsi n		103 93	128 H Loui si ana Tech		59 77
12 H Ohio St.		67 73				68 A Mi nnesota		58 56	129 H Fl ori da Int'l		72 62
19 A Mi chi gan St.		57 67				68 H Mi nnesota		78 80	156 H Qui nni pi ac		93 77
19 H Mi chi gan St.		63 83				70 A Penn St.		71 78	158 A Northwestern		63 61
25 H Iowa St.		74 80				70 H Penn St.		79 72	161 H Mi chi gan		66 49
						78 H Illi noi s		69 74	168 A Drake		77 70
									191 A Crei ghton		75 69
									200 H Samford		66 60
									260 N Mi ssouri St.		79 70
<hr/>											
Team's RPI: 81											
<hr/>											
LAST 10 Division I GAMES:											
55 N Indiana		53 67	59 A Wi sconsi n		73 84						
59 H Wi sconsi n		103 93	161 H Mi chi gan		66 49						
6 A Purdue		52 76	12 A Ohio St.		49 85						
70 H Penn St.		79 72	70 A Penn St.		71 78						
78 H Illi noi s		69 74	68 H Mi nnesota		78 80						

Iowa

Non-Div I Games:

Iowa

Loss,
Non-Conf, S Site,
H Home
A Away
N Neutral

Average RPI Win: 104		WON-LOST RECORD	WINNING PCT. RANK	LAST 10 GAMES	STRENGTH OF SCHEDULE	OPP. STRENGTH OF SCHEDULE	TEAM RPI	ADJ. RPI	CONF. RPI	ADJ CONF. RPI
DIV. I ONLY		26- 9	38	8- 2	43	18	25	25	2	2
DIV. I NON-CONF.		13- 2	13	1- 1	127	59	31	31	4	4
TOTALS		RPI 1-25	RPI 26-50	W-L RECORDS	RPI 51-100	RPI 100+				
26- 9		2- 4	3- 1	OVERALL	12- 3	9- 1				
15- 1		1- 0	2- 0	HOME	6- 1	6- 0				
5- 6		0- 2	0- 1	AWAY	3- 2	2- 1				
6- 2		1- 2	1- 0	NEUTRAL	3- 0	1- 0				
13- 2		0- 1	0- 0	NON-CONFERENCE	6- 0	7- 1				
8- 0		0- 0	0- 0	HOME	3- 0	5- 0				
2- 1		0- 0	0- 0	AWAY	1- 0	1- 1				
3- 1		0- 1	0- 0	NEUTRAL	2- 0	1- 0				
13- 7		2- 3	3- 1	CONFERENCE	6- 3	2- 0				
7- 1		1- 0	2- 0	HOME	3- 1	1- 0				
3- 5		0- 2	0- 1	AWAY	2- 2	1- 0				
3- 1		1- 1	1- 0	NEUTRAL	1- 0	0- 0				

RPI 1-25		Team's RPI: 25	RPI 26-50		RPI 51-100		RPI 101+				
RPI	S	Opponent	Score	RPI	S	Opponent	Score	RPI	S	Opponent	Score
8	A	Oklahoma	49 69	39	H	Texas	67 56	51	N	Washington	79 60
8	N	Oklahoma	60 67	40	A	Nebraska	49 62	56	N	Virginia Tech	75 69
9	N	Georgia	56 76	40	H	Nebraska	64 53	58	A	Texas Tech	72 68
18	A	Baylor	64 81	40	N	Nebraska	79 76	63	H	Oklahoma St.	44 45
24	H	Texas A&M	61 54					67	A	Missouri	56 66
24	N	Texas A&M	57 51					67	H	Missouri	76 68
								68	H	Minnesota	67 57
								71	A	Kansas St.	64 61
								71	H	Kansas St.	73 68
								71	N	Kansas St.	57 45
								81	A	Iowa	80 74
								85	H	Illinois St.	74 67
								95	A	Colorado	67 81
								95	H	Colorado	74 55
								96	H	Loyola Marymount	71 55
LAST 10 Division I GAMES:											
				9	N	Georgia	56 76	71	N	Kansas St.	57 45
				51	N	Washington	79 60	58	A	Texas Tech	72 68
				8	N	Oklahoma	60 67	71	A	Kansas St.	64 61
				24	N	Texas A&M	57 51	40	H	Nebraska	64 53
				40	N	Nebraska	79 76	95	H	Colorado	74 55

Iowa St.

Iowa St.

Non-Div I Games:

Iowa St.

Average RPI Win: 267		WON-LOST	WINNING	LAST 10	STRENGTH OF	OPP. STRENGTH	TEAM	ADJ.	CONF.	ADJ CONF.
Average RPI Loss: 202		RECORD	PCT. RANK	GAMES	SCHEDULE	OF SCHEDULE	RPI	RPI	RPI	RPI
DIV. I ONLY		22- 11	65	7- 3	315	331	190	192	32	32
DIV. I NON-CONF.		6- 6	146	0- 1	213	294	196	199	32	32
<hr/>										
TOTALS		RPI 1-25	RPI 26-50	W-L RECORDS	RPI 51-100	RPI 100+				
22- 11		0- 0	0- 1	OVERALL	1- 1	21- 9				
13- 1		0- 0	0- 0	HOME	1- 0	12- 1				
7- 9		0- 0	0- 1	AWAY	0- 1	7- 7				
2- 1		0- 0	0- 0	NEUTRAL	0- 0	2- 1				
6- 6		0- 0	0- 1	NON-CONFERENCE	1- 1	5- 4				
4- 1		0- 0	0- 0	HOME	1- 0	3- 1				
2- 5		0- 0	0- 1	AWAY	0- 1	2- 3				
0- 0		0- 0	0- 0	NEUTRAL	0- 0	0- 0				
16- 5		0- 0	0- 0	CONFERENCE	0- 0	16- 5				
9- 0		0- 0	0- 0	HOME	0- 0	9- 0				
5- 4		0- 0	0- 0	AWAY	0- 0	5- 4				
2- 1		0- 0	0- 0	NEUTRAL	0- 0	2- 1				
<hr/>										
RPI 1-25		RPI 26-50			RPI 51-100			RPI 101+ Team's RPI: 192		
RPI S	Opponent	Score	RPI S	Opponent	Score	RPI S	Opponent	Score	RPI S	Opponent
			46	A Auburn	45 84	73	A Tulane	43 76	101	H UAB
						89	H Ark.-Little Rock	57 53	127	H Stephen F. Austin
									143	A Miami (Fla.)
									193	H Southern Miss.
									197	A Prairie View
									197	H Prairie View
									197	N Prairie View
									237	A Alabama A&M
									237	H Alabama A&M
									247	A Ark.-Pine Bluff
									247	H Ark.-Pine Bluff
									247	N Ark.-Pine Bluff
									254	A Wichita St.
									255	A Alcorn St.
									255	H Alcorn St.
									274	A Southeastern La.
									294	A Alabama St.
									294	H Alabama St.
									312	A Grambling
									312	H Grambling
									317	A Northwestern St.
									325	A Southern U.
									325	H Southern U.
									329	A Mississippi Val.
									329	H Mississippi Val.
									329	N Mississippi Val.
									330	A Texas Southern
									330	H Texas Southern
									333	H Centenary (La.)
<hr/>										
LAST 10 Division I GAMES:										
			73	A Tulane	43 76	294	H Alabama St.	59 49		
			197	N Prairie View	62 68	247	A Ark.-Pine Bluff	60 70		
			247	N Ark.-Pine Bluff	68 53	329	A Mississippi Val.	52 45		
			329	N Mississippi Val.	68 52	312	H Grambling	74 59		
			237	H Alabama A&M	87 61	197	H Prairie View	77 66		

Jackson St.

Non-Div I Games:

Jackson St.

Loss,
Non-Conf, S Site,
H Home
A Away
N Neutral

RPI	S	Opponent	Score
334	A	McNeese St.	60 64

Jackson St.

Average RPI Win: 288		WON-LOST	WINNING	LAST 10	STRENGTH OF	OPP. STRENGTH	TEAM	ADJ.	CONF.	ADJ CONF.
Average RPI Loss: 162		RECORD	PCT. RANK	GAMES	SCHEDULE	OF SCHEDULE	RPI	RPI	RPI	RPI
DIV. I ONLY	21- 9	57	9- 1	330	321	185	188	29	29	
DIV. I NON-CONF.	10- 4	61	2- 0	310	326	187	190	30	30	
TOTALS	RPI 1-25	RPI 26-50	W-L RECORDS	RPI 51-100	RPI 100+					
21- 9	0- 0	0- 1	OVERALL	1- 2	20- 6					
13- 1	0- 0	0- 0	HOME	1- 0	12- 1					
7- 7	0- 0	0- 1	AWAY	0- 2	7- 4					
1- 1	0- 0	0- 0	NEUTRAL	0- 0	1- 1					
10- 4	0- 0	0- 1	NON-CONFERENCE	0- 1	10- 2					
6- 1	0- 0	0- 0	HOME	0- 0	6- 1					
4- 3	0- 0	0- 1	AWAY	0- 1	4- 1					
0- 0	0- 0	0- 0	NEUTRAL	0- 0	0- 0					
11- 5	0- 0	0- 0	CONFERENCE	1- 1	10- 4					
7- 0	0- 0	0- 0	HOME	1- 0	6- 0					
3- 4	0- 0	0- 0	AWAY	0- 1	3- 3					
1- 1	0- 0	0- 0	NEUTRAL	0- 0	1- 1					
RPI S	RPI 1-25	Score	RPI S	RPI 26-50	Score	RPI S	RPI 51-100	Score	RPI S	RPI 101+ Team's RPI: 188
	Opponent			Opponent			Opponent			Score
			38 A	South Fla.	60 72	52 A	Georgia Tech	57 79	125 A	East Tenn. St. 61 68
						99 A	Bel mont	58 72	125 H	East Tenn. St. 83 79
						99 H	Bel mont	65 58	125 N	East Tenn. St. 72 78
									198 A	Ga. Southern 69 76
									244 H	Ni agara 69 73
									266 H	Fl ori da A&M 57 53
									269 A	Gardner-Webb 64 75
									269 H	Gardner-Webb 62 47
									272 H	UCF 61 50
									283 A	Kennesaw St. 71 67
									283 H	Kennesaw St. 74 57
									297 A	Charleston So. 105 66
									297 H	Charleston So. 74 71
									306 A	Li pscomb 61 64
									306 H	Li pscomb 69 59
									309 A	Campbel l 63 59
									309 H	Campbel l 63 55
									320 H	South Carolina St. 66 56
									323 A	Stetson 66 59
									323 H	Stetson 60 55
									323 N	Stetson 74 61
									324 A	North Fla. 67 52
									324 H	North Fla. 56 42
									327 A	Mercer 64 57
									327 H	Mercer 58 47
									335 A	Bethune-Cookman 57 51
LAST 10 Division I GAMES:										
			125 N	East Tenn. St.	72 78	327 A	Mercer	64 57		
			323 N	Stetson	74 61	283 H	Kennesaw St.	74 57		
			306 H	Li pscomb	69 59	125 H	East Tenn. St.	83 79		
			99 H	Bel mont	65 58	324 A	North Fla.	67 52		
			323 A	Stetson	66 59	309 A	Campbel l	63 59		

Jacksonville

Non-Div I Games:

Jacksonville

■ Loss,
 ■ Non-Conf, S Site,
 ■ Home
 ■ Away
 N Neutral

Average RPI Win: 270		WON-LOST RECORD		WINNING PCT. RANK		LAST 10 GAMES		STRENGTH OF SCHEDULE		OPP. STRENGTH OF SCHEDULE		TEAM RPI		ADJ. RPI		CONF. RPI		ADJ CONF. RPI	
DIV. I ONLY		7- 22		298		2- 8		274		272		302		301		22		22	
DIV. I NON-CONF.		3- 6		241		0- 0		260		299		276		276		21		21	
TOTALS		RPI 1-25		RPI 26-50		W-L RECORDS		RPI 51-100		RPI 100+									
7- 22		0- 0		0- 1		OVERALL		0- 2		7- 19									
4- 9		0- 0		0- 0		HOME		0- 1		4- 8									
3- 13		0- 0		0- 1		AWAY		0- 1		3- 11									
0- 0		0- 0		0- 0		NEUTRAL		0- 0		0- 0									
3- 6		0- 0		0- 1		NON-CONFERENCE		0- 0		3- 5									
2- 1		0- 0		0- 0		HOME		0- 0		2- 1									
1- 5		0- 0		0- 1		AWAY		0- 0		1- 4									
0- 0		0- 0		0- 0		NEUTRAL		0- 0		0- 0									
4- 16		0- 0		0- 0		CONFERENCE		0- 2		4- 14									
2- 8		0- 0		0- 0		HOME		0- 1		2- 7									
2- 8		0- 0		0- 0		AWAY		0- 1		2- 7									
0- 0		0- 0		0- 0		NEUTRAL		0- 0		0- 0									
RPI 1-25		RPI 26-50		RPI 51-100		RPI 101+		Team's RPI: 301											
RPI S	Opponent	Score	RPI S	Opponent	Score	RPI S	Opponent	Score	RPI S	Opponent	Score								
			46 A	Auburn	44 74	90 A	Southeast Mo. St.	83 90	124 A	Murray St.	59 100								
						90 H	Southeast Mo. St.	50 85	124 H	Murray St.	61 82								
									178 H	Georgia St.	67 78								
									193 A	Southern Miss.	61 81								
									198 H	Ga. Southern	84 77								
									200 A	Samford	43 67								
									200 H	Samford	59 64								
									203 A	Tenn. -Martin	68 84								
									203 H	Tenn. -Martin	74 59								
									204 A	Morehead St.	57 83								
									204 H	Morehead St.	74 77								
									210 A	Troy	58 64								
									215 A	Eastern Ky.	73 85								
									215 H	Eastern Ky.	70 80								
									220 A	Tennessee Tech	73 85								
									220 H	Tennessee Tech	69 85								
									241 A	Austin Peay	74 83								
									241 H	Austin Peay	67 74								
									245 A	Furman	67 72								
									255 A	Alcorn St.	63 74								
									259 A	Eastern Ill.	103 98								
									259 H	Eastern Ill.	76 82								
									283 A	Kennesaw St.	81 76								
									311 H	Birmingham-So.	74 68								
									318 A	Tennessee St.	69 68								
									318 H	Tennessee St.	76 69								
LAST 10 Division I GAMES:																			
			90 H	Southeast Mo. St.	50 85		124 H	Murray St.	61 82										
			259 H	Eastern Ill.	76 82		259 A	Eastern Ill.	103 98										
			204 A	Morehead St.	57 83		318 H	Tennessee St.	76 69										
			215 A	Eastern Ky.	73 85		203 A	Tenn. -Martin	68 84										
			220 H	Tennessee Tech	69 85		241 A	Austin Peay	74 83										

Jacksonville St.

Non-Div I Games:

Jacksonville St.

Loss,
Non-Conf, S Site,
H Home
A Away
N Neutral

Average RPI Win: 154		WON-LOST RECORD	WINNING PCT. RANK	LAST 10 GAMES	STRENGTH OF SCHEDULE	OPP. STRENGTH OF SCHEDULE	TEAM RPI	ADJ. RPI	CONF. RPI	ADJ CONF. RPI
DIV. I ONLY		11- 20	239	5- 5	44	35	121	118	2	2
DIV. I NON-CONF.		6- 7	171	0- 0	134	115	154	154	4	4
TOTALS		RPI 1-25	RPI 26-50	W-L RECORDS	RPI 51-100	RPI 100+				
11- 20		0- 6	1- 5	OVERALL	5- 8	5- 1				
6- 10		0- 3	0- 4	HOME	2- 2	4- 1				
3- 8		0- 2	1- 1	AWAY	1- 5	1- 0				
2- 2		0- 1	0- 0	NEUTRAL	2- 1	0- 0				
6- 7		0- 0	0- 3	NON-CONFERENCE	1- 3	5- 1				
4- 4		0- 0	0- 3	HOME	0- 0	4- 1				
1- 2		0- 0	0- 0	AWAY	0- 2	1- 0				
1- 1		0- 0	0- 0	NEUTRAL	1- 1	0- 0				
5- 13		0- 6	1- 2	CONFERENCE	4- 5	0- 0				
2- 6		0- 3	0- 1	HOME	2- 2	0- 0				
2- 6		0- 2	1- 1	AWAY	1- 3	0- 0				
1- 1		0- 1	0- 0	NEUTRAL	1- 0	0- 0				

RPI 1-25		RPI 26-50		RPI 51-100		RPI 101+ Team's RPI: 118					
RPI	S Opponent	Score	RPI	S Opponent	Score	RPI	S Opponent	Score			
8	H Oklahoma	70 76	28	H Xavier	63 72	55	A Indiana	48 63	115	H Northern Ill.	74 82
18	H Bayl or	64 71	35	H Cal i forni a	65 73	58	H Texas Tech	65 66	176	H Santa Clara	78 68
18	N Bayl or	54 71	39	A Texas	50 49	59	A Wi sconsin	41 68	191	A Creighton	60 47
24	A Texas A&M	53 64	40	A Nebraska	58 78	63	A Oklahoma St.	54 68	295	H UMKC	66 53
25	A Iowa St.	50 61	40	H Nebraska	54 63	63	N Oklahoma St.	71 62	300	H Western Ill.	75 63
25	H Iowa St.	48 75	45	H South Dakota St.	48 53	66	N Seton Hall	64 50	328	H Sacramento St.	69 50
						67	A Mi ssouri	70 66			
						67	H Mi ssouri	57 67			
						71	A Kansas St.	55 59			
						71	H Kansas St.	82 74			
						81	N Iowa	49 63			
						95	A Col orado	50 59			
						95	H Col orado	70 68			

LAST 10 Divi sion I GAMES:					
18	N Bayl or	54 71	71	H Kansas St.	82 74
63	N Oklahoma St.	71 62	67	H Mi ssouri	57 67
67	A Mi ssouri	70 66	39	A Texas	50 49
95	A Col orado	50 59	95	H Col orado	70 68
8	H Oklahoma	70 76	24	A Texas A&M	53 64

Non-Div I Games:

Kansas

Loss, Non-Conf, S Site, H Home A Away N Neutral

Average RPI Win:		136	WON-LOST RECORD		WINNING PCT. RANK	LAST 10 GAMES		STRENGTH OF SCHEDULE		OPP. STRENGTH OF SCHEDULE	TEAM RPI	ADJ. RPI	CONF. RPI	ADJ CONF. RPI
Average RPI Loss:		51												
DIV. I ONLY		19- 15	136		3- 7		47		62		72	71	2	2
DIV. I NON-CONF.		15- 2	10		3- 1		74		194		22	22	4	4
TOTALS		RPI 1-25	RPI 26-50		W-L RECORDS		RPI 51-100		RPI 100+					
19- 15		1- 5	3- 4		OVERALL		5- 5		10- 1					
13- 5		1- 1	3- 2		HOME		3- 2		6- 0					
4- 8		0- 3	0- 2		AWAY		1- 2		3- 1					
2- 2		0- 1	0- 0		NEUTRAL		1- 1		1- 0					
15- 2		0- 0	3- 1		NON-CONFERENCE		3- 1		9- 0					
10- 0		0- 0	3- 0		HOME		2- 0		5- 0					
3- 1		0- 0	0- 1		AWAY		0- 0		3- 0					
2- 1		0- 0	0- 0		NEUTRAL		1- 1		1- 0					
4- 13		1- 5	0- 3		CONFERENCE		2- 4		1- 1					
3- 5		1- 1	0- 2		HOME		1- 2		1- 0					
1- 7		0- 3	0- 1		AWAY		1- 2		0- 1					
0- 1		0- 1	0- 0		NEUTRAL		0- 0		0- 0					
RPI 1-25		RPI 26-50		RPI 51-100		Team's RPI: 71		RPI 101+						
RPI S	Opponent	Score	RPI S	Opponent	Score	RPI S	Opponent	Score	RPI S	Opponent	Score			
8	A Okl ahoma	58 78	39	H Texas	34 61	58	A Texas Tech	66 59	118	A Kansas	74 82			
18	A Bayl or	70 79	40	A Nebraska	63 70	59	N Wi sconsi n	53 56	118	H Kansas	59 55			
24	H Texas A&M	48 45	40	H Nebraska	55 62	63	H Okl ahoma St.	55 64	128	A Loui si ana Tech	64 61			
25	A Iowa St.	68 73	44	H Wi s. -Green Bay	72 67	67	A Mi ssouri	61 69	129	A Fl ori da Int'l	59 52			
25	H Iowa St.	61 64	46	H Auburn	67 54	67	H Mi ssouri	81 66	176	H Santa Clara	76 52			
25	N Iowa St.	45 57	47	A Wyomi ng	79 89	78	H Illi noi s	66 51	179	H Weber St.	59 54			
			47	H Wyomi ng	68 62	91	N Ri ce	83 54	191	H Crei ghton	94 79			
						92	H Southern Ill.	72 46	242	N El on	75 34			
						95	A Col orado	55 66	255	H Al corn St.	81 41			
						95	H Col orado	58 60	295	A UMKC	64 56			
									329	H Mi ssi ssi ppi Val .	77 18			
			LAST 10 Div			sion I GAMES:								
			47	A Wyomi ng	79 89	63	H Okl ahoma St.	55 64						
			46	H Auburn	67 54	25	H Iowa St.	61 64						
			78	H Illi noi s	66 51	67	A Mi ssouri	61 69						
			92	H Southern Ill.	72 46	118	A Kansas	74 82						
			25	N Iowa St.	45 57	95	H Col orado	58 60						

Non-Div I Games:

Kansas St.

Kennesaw St.				Through Games Of 2007 Final						
Average RPI Win:	296	WON-LOST RECORD	WINNING PCT. RANK	LAST 10 GAMES	STRENGTH OF SCHEDULE	OPP. STRENGTH OF SCHEDULE	TEAM RPI	ADJ. RPI	CONF. RPI	ADJ CONF. RPI
DIV. I ONLY	13- 16	187	5- 5		327	319	280	283	31	31
DIV. I NON-CONF.	9- 15	231	3- 5		286	320	284	285	28	28
<hr/>										
TOTALS	RPI 1-25		RPI 26-50		W-L RECORDS		RPI 51-100		RPI 100+	
13- 16	0- 0		0- 0		OVERALL		0- 3		13- 13	
6- 6	0- 0		0- 0		HOME		0- 1		6- 5	
5- 8	0- 0		0- 0		AWAY		0- 2		5- 6	
2- 2	0- 0		0- 0		NEUTRAL		0- 0		2- 2	
9- 15	0- 0		0- 0		NON-CONFERENCE		0- 3		9- 12	
4- 6	0- 0		0- 0		HOME		0- 1		4- 5	
4- 8	0- 0		0- 0		AWAY		0- 2		4- 6	
1- 1	0- 0		0- 0		NEUTRAL		0- 0		1- 1	
4- 1	0- 0		0- 0		CONFERENCE		0- 0		4- 1	
2- 0	0- 0		0- 0		HOME		0- 0		2- 0	
1- 0	0- 0		0- 0		AWAY		0- 0		1- 0	
1- 1	0- 0		0- 0		NEUTRAL		0- 0		1- 1	
<hr/>										
RPI 1-25		RPI 26-50			RPI 51-100		Team's RPI : 283			
RPI S	Opponent	Score	RPI S	Opponent	Score	RPI S	Opponent	Score	RPI S	Opponent
						52 A	Georgia Tech	43 81	125 A	East Tenn. St.
						99 A	Bel mont	75 86	125 H	East Tenn. St.
						99 H	Bel mont	49 62	135 A	Cl emson
									141 N	UNC Asheville
									188 A	Jacksonville
									188 H	Jacksonville
									211 N	Morgan St.
									221 N	IPFW
									241 A	Austin Peay
									269 A	Gardner-Webb
									269 H	Gardner-Webb
									289 H	Longwood
									293 A	Winthrop
									297 H	Charleston So.
									301 H	Jacksonville St.
									306 A	Li pscomb
									306 H	Li pscomb
									309 A	Campbel l
									309 H	Campbel l
									321 N	Savannah St.
									323 A	Stetson
									323 H	Stetson
									324 A	North Fla.
									324 H	North Fla.
									327 A	Mercer
									327 H	Mercer
LAST 10 Division I GAMES:										
323 H	Stetson	72 61	324 A	North Fla.	58 56	327 A	Mercer	74 70		
327 H	Mercer	50 55	269 H	Gardner-Webb	67 49	327 H	Mercer	50 55		
289 H	Longwood	80 63	309 H	Campbel l	64 58					
125 A	East Tenn. St.	60 78	99 A	Bel mont	75 86					
188 A	Jacksonville	57 74	306 A	Li pscomb	57 68					

Kennesaw St.

K
e
n
n
e
s
a
w
s
t
.

Non-Div I Games:

Kennesaw St.

Loss, Non-Conf, S Site, H Home A Away N Neutral

Average RPI Win: 203		WON-LOST RECORD		WINNING PCT. RANK		LAST 10 GAMES		STRENGTH OF SCHEDULE		OPP. STRENGTH OF SCHEDULE		TEAM RPI		ADJ. RPI		CONF. RPI		ADJ CONF. RPI	
DIV. I ONLY		15- 13		146		6- 4		105		152		117		114		11		11	
DIV. I NON-CONF.		4- 7		232		0- 0		146		184		204		200		13		13	
TOTALS		RPI 1-25		RPI 26-50		W-L RECORDS		RPI 51-100		RPI 100+									
15- 13		0- 2		0- 1		OVERALL		1- 3		14- 7									
8- 2		0- 1		0- 0		HOME		1- 0		7- 1									
5- 6		0- 1		0- 1		AWAY		0- 0		5- 4									
2- 5		0- 0		0- 0		NEUTRAL		0- 3		2- 2									
4- 7		0- 0		0- 0		NON-CONFERENCE		1- 3		3- 4									
2- 0		0- 0		0- 0		HOME		1- 0		1- 0									
0- 3		0- 0		0- 0		AWAY		0- 0		0- 3									
2- 4		0- 0		0- 0		NEUTRAL		0- 3		2- 1									
11- 6		0- 2		0- 1		CONFERENCE		0- 0		11- 3									
6- 2		0- 1		0- 0		HOME		0- 0		6- 1									
5- 3		0- 1		0- 1		AWAY		0- 0		5- 1									
0- 1		0- 0		0- 0		NEUTRAL		0- 0		0- 1									
RPI 1-25		RPI 26-50		RPI 51-100		RPI 101+		Team's RPI: 114											
RPI S	Opponent	Score		RPI S	Opponent	Score		RPI S	Opponent	Score		RPI S	Opponent	Score					
20	A Bowling Green	52	74	50	A Ball St.	69	74	51	H Washington	81	78	105	A Northern Ari z.	65	75				
20	H Bowling Green	66	89					68	N Minnesota	67	70	110	A Ohio	71	75				
								72	N Kentucky	47	82	110	H Ohio	76	63				
								84	N Robert Morris	73	74	111	H Eastern Mich.	64	69				
												115	H Northern Ill.	78	71				
												115	N Northern Ill.	68	72				
												149	N Idaho St.	75	87				
												151	A Vermont	73	91				
												167	H Western Mich.	78	65				
												183	A Miami (Ohio)	86	76				
												183	H Miami (Ohio)	83	76				
												185	A Toledo	82	68				
												195	A UTSA	62	69				
												225	A Central Mich.	71	53				
												235	A Buffalo	72	69				
												235	H Buffalo	62	47				
												250	A Akron	79	47				
												250	H Akron	88	58				
												255	N Alcorn St.	89	53				
												281	H St. Francis (Pa.)	85	52				
												325	N Southern U.	85	51				
LAST 10 Division I GAMES:																			
115 N Northern Ill.		68	72	110 A Ohio		71	75												
235 H Buffalo		62	47	50 A Ball St.		69	74												
183 A Miami (Ohio)		86	76	115 H Northern Ill.		78	71												
20 H Bowling Green		66	89	167 H Western Mich.		78	65												
250 H Akron		88	58	185 A Toledo		82	68												

Non-Div I Games:

Kent St.

Loss,
Non-Conf, S Site,
H Home
A Away
N Neutral

Kentucky

Average RPI Win: 164
Average RPI Loss: 37

WON-LOST
RECORD

WINNING
PCT. RANK

LAST 10
GAMES

STRENGTH OF
SCHEDULE

OPP. STRENGTH
OF SCHEDULE

TEAM
RPI

ADJ.
RPI

CONF.
RPI

ADJ CONF.
RPI

DIV. I ONLY

20- 14

109

5- 5

65

43

76

72

1

1

DIV. I NON-CONF.

13- 5

57

2- 1

166

147

79

76

1

1

TOTALS

RPI 1-25

RPI 26-50

W-L RECORDS

RPI 51-100

RPI 100+

20- 14

1- 6

3- 3

OVERALL

4- 4

12- 1

10- 5

0- 2

0- 1

HOME

2- 2

8- 0

6- 7

1- 3

3- 1

AWAY

0- 2

2- 1

4- 2

0- 1

0- 1

NEUTRAL

2- 0

2- 0

13- 5

1- 1

1- 2

NON-CONFERENCE

1- 2

10- 0

7- 1

0- 0

0- 0

HOME

0- 1

7- 0

3- 3

1- 1

1- 1

AWAY

0- 1

1- 0

3- 1

0- 0

0- 1

NEUTRAL

1- 0

2- 0

7- 9

0- 5

2- 1

CONFERENCE

3- 2

2- 1

3- 4

0- 2

0- 1

HOME

2- 1

1- 0

3- 4

0- 2

2- 0

AWAY

0- 1

1- 1

1- 1

0- 1

0- 0

NEUTRAL

1- 0

0- 0

RPI 1-25

RPI 26-50

RPI 51-100

Team's RPI: 72

RPI 101+

RPI	S	Opponent	Score
1	A	Tennessee	62 84
9	H	Georgia	72 82
9	N	Georgia	40 72
10	A	LSU	58 76
11	H	Vanderbilt	62 63
12	A	Ohio St.	51 53
23	A	Old Dominion	69 55

RPI	S	Opponent	Score
27	A	Mississippi	69 61
27	H	Mississippi	65 67
33	A	Louisville	75 83
34	N	Delaware	70 86
46	A	Auburn	68 65
50	A	Ball St.	85 82

RPI	S	Opponent	Score
55	H	Indiana	51 54
57	A	South Carolina	56 66
57	H	South Carolina	59 55
59	A	Wisconsin	61 67
82	H	Mississippi St.	75 83
82	H	Arkansas	87 60
82	N	Arkansas	72 57
92	N	Southern Ill.	78 59

RPI	S	Opponent	Score
112	A	Alabama	63 62
114	N	Kent St.	82 47
116	A	Florida	79 83
116	H	Florida	84 74
145	A	Oakland	65 56
247	H	Ark.-Pine Bluff	83 46
262	H	Tex.-Pan American	77 45
280	H	Washington St.	80 51
291	N	Memphis	86 51
294	H	Alabama St.	75 46
296	H	Detroit	79 44
325	H	Southern U.	70 44
329	H	Mississippi Val.	84 37

LAST 10 Division I GAMES:

59	A	Wisconsin	61 67	116	A	Florida	79 83
50	A	Ball St.	85 82	82	H	Arkansas	87 60
145	A	Oakland	65 56	9	H	Georgia	72 82
9	N	Georgia	40 72	1	A	Tennessee	62 84
82	N	Arkansas	72 57	27	A	Mississippi	69 61

Non-Div I Games:

Kentucky

Loss, Non-Conf, S Site, H Home A Away N Neutral

Average RPI Win: 101		WON-LOST	WINNING	LAST 10	STRENGTH OF	OPP. STRENGTH	TEAM	ADJ.	CONF.	ADJ CONF.	
Average RPI Loss: 11		RECORD	PCT. RANK	GAMES	SCHEDULE	OF SCHEDULE	RPI	RPI	RPI	RPI	
DIV. I ONLY	30- 8	22	7- 3	8	6	11	10	1	1		
DIV. I NON-CONF.	18- 3	17	4- 1	31	24	12	12	1	1		
<hr/>											
TOTALS	RPI 1-25	RPI 26-50	W-L RECORDS		RPI 51-100	RPI 100+					
30- 8	5- 7	6- 1	OVERALL		8- 0	11- 0					
13- 2	2- 2	2- 0	HOME		4- 0	5- 0					
8- 4	1- 3	1- 1	AWAY		4- 0	2- 0					
9- 2	2- 2	3- 0	NEUTRAL		0- 0	4- 0					
<hr/>											
18- 3	3- 3	4- 0	NON-CONFERENCE		3- 0	8- 0					
7- 1	1- 1	1- 0	HOME		2- 0	3- 0					
4- 1	1- 1	1- 0	AWAY		1- 0	1- 0					
7- 1	1- 1	2- 0	NEUTRAL		0- 0	4- 0					
<hr/>											
12- 5	2- 4	2- 1	CONFERENCE		5- 0	3- 0					
6- 1	1- 1	1- 0	HOME		2- 0	2- 0					
4- 3	0- 2	0- 1	AWAY		3- 0	1- 0					
2- 1	1- 1	1- 0	NEUTRAL		0- 0	0- 0					
<hr/>											
RPI 1-25		Team's RPI: 10		RPI 26-50		RPI 51-100		RPI 101+			
RPI	S	Opponent	Score	RPI	S	Opponent	Score	RPI	S	Opponent	Score
1	H	Tennessee	51 56	27	A	Mississippi	74 77	56	H	Virginia Tech	70 40
1	N	Tennessee	63 54	27	N	Mississippi	52 46	57	A	South Carolina	49 46
3	H	Connecticut	71 72	32	N	Florida St.	55 43	62	H	La.-Lafayette	65 31
3	N	Connecticut	73 50	37	H	West Virginia	64 25	72	H	Kentucky	76 58
5	N	Rutgers	35 59	37	N	West Virginia	49 43	73	A	Tulane	59 39
9	A	Georgia	51 53	38	A	South Fla.	60 48	82	A	Mississippi St.	77 50
9	H	Georgia	57 55	46	H	Auburn	65 45	82	A	Arkansas	86 65
11	A	Vanderbilt	58 68					82	H	Arkansas	70 53
11	N	Vanderbilt	45 51								
12	H	Ohio St.	75 51								
18	A	Baylor	60 64								
19	A	Michigan St.	65 50								
<hr/>											
				LAST 10 Division I GAMES:							

LSU

Non-Div I Games:

LSU

Loss,
Non-Conf, S Site,
H Home
A Away
N Neutral

Average RPI Win: 224		WON-LOST RECORD	WINNING PCT. RANK	LAST 10 GAMES	STRENGTH OF SCHEDULE	OPP. STRENGTH OF SCHEDULE	TEAM RPI	ADJ. RPI	CONF. RPI	ADJ CONF. RPI
DIV. I ONLY		19- 11	81	4- 6	255	127	135	138	10	10
DIV. I NON-CONF.		12- 3	32	0- 0	245	207	91	94	8	8
TOTALS		RPI 1-25	RPI 26-50	W-L RECORDS	RPI 51-100	RPI 100+				
19- 11		0- 2	0- 3	OVERALL	1- 1	18- 5				
10- 3		0- 1	0- 1	HOME	1- 0	9- 1				
9- 7		0- 1	0- 2	AWAY	0- 1	9- 3				
0- 1		0- 0	0- 0	NEUTRAL	0- 0	0- 1				
12- 3		0- 1	0- 1	NON-CONFERENCE	0- 0	12- 1				
5- 1		0- 0	0- 1	HOME	0- 0	5- 0				
7- 2		0- 1	0- 0	AWAY	0- 0	7- 1				
0- 0		0- 0	0- 0	NEUTRAL	0- 0	0- 0				
7- 8		0- 1	0- 2	CONFERENCE	1- 1	6- 4				
5- 2		0- 1	0- 0	HOME	1- 0	4- 1				
2- 5		0- 0	0- 2	AWAY	0- 1	2- 2				
0- 1		0- 0	0- 0	NEUTRAL	0- 0	0- 1				
RPI 1-25		RPI 26-50		RPI 51-100		RPI 101+		Team's RPI: 138		
RPI S	Opponent	Score	RPI S	Opponent	Score	RPI S	Opponent	Score		
11	A Vanderbilt	59 70	28	A Xavier	64 75	80	A St. Joseph's	60 71	119	A Sacred Heart 70 60
15	H George Washington	47 71	30	A Temple	55 68	100	H Charlotte	71 62	123	H Richmond 48 70
			34	H Delaware	52 66				133	A Massachusetts 47 49
									142	A Villanova 74 62
									156	A Quinnipiac 46 66
									175	A St. Bonaventure 68 67
									183	H Miami (Ohio) 64 60
									186	H St. Louis 75 66
									206	H Drexel 67 53
									211	H Morgan St. 61 50
									212	A Dayton 57 59
									212	N Dayton 43 57
									216	H Wisconsin-Milwaukee 74 69
									228	H Binghamton 56 49
									240	A Penn 73 63
									246	H Rhode Island 61 57
									249	A Albany (N.Y.) 77 63
									256	H Duquesne 79 52
									275	A Fordham 66 54
									275	H Fordham 80 65
									306	A Lipscomb 61 47
									316	A Rider 88 76
									331	A Wagner 74 53
			LAST 10 Division I GAMES:							
			212	N Dayton	43 57	212	A Dayton	57 59		
			186	H St. Louis	75 66	28	A Xavier	64 75		
			100	H Charlotte	71 62	256	H Duquesne	79 52		
			275	A Fordham	66 54	15	H George Washington	47 71		
			30	A Temple	55 68	123	H Richmond	48 70		

La Salle

La Salle

Non-Div I Games:

La Salle

Loss,
Non-Conf, S Site,
H Home
A Away
N Neutral

La. -Lafayette

Through Games Of 2007 Final


































































Average RPI Win: 189		WON-LOST RECORD		WINNING PCT. RANK		LAST 10 GAMES		STRENGTH OF SCHEDULE		OPP. STRENGTH OF SCHEDULE		TEAM RPI		ADJ. RPI		CONF. RPI		ADJ CONF. RPI	
DIV. I ONLY		25- 9		40		7- 3		112		115		61		62		8		8	
DIV. I NON-CONF.		9- 4		70		0- 1		192		217		107		110		9		9	
TOTALS		RPI 1-25		RPI 26-50		W-L RECORDS		RPI 51-100		RPI 100+									
25- 9		0- 4		1- 1		OVERALL		3- 3		21- 1									
12- 2		0- 1		0- 0		HOME		2- 1		10- 0									
10- 6		0- 2		1- 1		AWAY		1- 2		8- 1									
3- 1		0- 1		0- 0		NEUTRAL		0- 0		3- 0									
9- 4		0- 2		0- 1		NON-CONFERENCE		1- 1		8- 0									
2- 0		0- 0		0- 0		HOME		0- 0		2- 0									
4- 3		0- 1		0- 1		AWAY		1- 1		3- 0									
3- 1		0- 1		0- 0		NEUTRAL		0- 0		3- 0									
16- 5		0- 2		1- 0		CONFERENCE		2- 2		13- 1									
10- 2		0- 1		0- 0		HOME		2- 1		8- 0									
6- 3		0- 1		1- 0		AWAY		0- 1		5- 1									
0- 0		0- 0		0- 0		NEUTRAL		0- 0		0- 0									
RPI 1-25		RPI 26-50		RPI 51-100		Team's RPI: 62		RPI 101+											
RPI S	Opponent	Score		RPI S	Opponent	Score		RPI S	Opponent	Score		RPI S	Opponent	Score					
10 A	LSU	31	65	31 A	Western Ky.	77	64	57 A	South Carolina	83	68	107 A	Denver	67	55				
13 A	Mi ddl e Tenn.	57	84	39 A	Texas	59	69	76 A	Arkansas St.	61	77	107 H	Denver	72	52				
13 H	Mi ddl e Tenn.	67	77					76 H	Arkansas St.	58	65	129 A	Fl ori da Int'l	75	52				
17 N	Marquette	58	87					76 H	Arkansas St.	62	59	129 H	Fl ori da Int'l	84	73				
								89 H	Ark. -Li ttle Rock	65	61	129 H	Fl ori da Int'l	67	49				
								94 A	UTEP	49	70	172 H	South Ala.	69	61				
												177 A	North Texas	85	76				
												177 H	North Texas	75	59				
												180 A	Hampton	57	44				
												182 A	La. -Monroe	52	55				
												182 H	La. -Monroe	58	43				
												205 N	Texas St.	59	39				
												210 H	Troy	89	66				
												233 A	Fl a. Atlantic	79	61				
												262 A	Tex. -Pan American	65	52				
												262 H	Tex. -Pan American	59	53				
												265 A	New Orleans	77	51				
												265 H	New Orleans	75	47				
												286 N	Md. -East. Shore	68	36				
												321 H	Savannah St.	82	51				
												330 A	Texas Southern	82	48				
												335 N	Bethune-Cookman	86	23				
LAST 10 Division I GAMES:																			
17 N	Marquette	58	87	129 A	Fl ori da Int'l	75	52												
13 H	Mi ddl e Tenn.	67	77	107 A	Denver	67	55												
76 H	Arkansas St.	62	59	182 H	La. -Monroe	58	43												
129 H	Fl ori da Int'l	67	49	76 A	Arkansas St.	61	77												
177 H	North Texas	75	59	265 H	New Orleans	75	47												

L a . - L a f a y e t t e

Non-Div I Games:

La. -Lafayette

Loss,
Non-Conf, S Site,
H Home
A Away
N Neutral

Average RPI Win:		230	WON-LOST	WINNING	LAST 10	STRENGTH OF	OPP. STRENGTH	TEAM	ADJ.	CONF.	ADJ CONF.
Average RPI Loss:		100	RECORD	PCT. RANK	GAMES	SCHEDULE	OF SCHEDULE	RPI	RPI	RPI	RPI
DIV. I ONLY	13- 16	187	0- 10	169	154	178	182	8	8		
DIV. I NON-CONF.	9- 1	6	0- 0	326	309	126	127	9	9		
TOTALS	RPI 1-25	RPI 26-50	W-L RECORDS	RPI 51-100	RPI 100+						
13- 16	0- 2	0- 1	OVERALL	1- 7	12- 6						
5- 7	0- 1	0- 0	HOME	1- 2	4- 4						
6- 9	0- 1	0- 1	AWAY	0- 5	6- 2						
2- 0	0- 0	0- 0	NEUTRAL	0- 0	2- 0						
9- 1	0- 0	0- 0	NON-CONFERENCE	0- 1	9- 0						
3- 0	0- 0	0- 0	HOME	0- 0	3- 0						
4- 1	0- 0	0- 0	AWAY	0- 1	4- 0						
2- 0	0- 0	0- 0	NEUTRAL	0- 0	2- 0						
4- 15	0- 2	0- 1	CONFERENCE	1- 6	3- 6						
2- 7	0- 1	0- 0	HOME	1- 2	1- 4						
2- 8	0- 1	0- 1	AWAY	0- 4	2- 2						
0- 0	0- 0	0- 0	NEUTRAL	0- 0	0- 0						
RPI S Opponent	RPI 1-25	Score	RPI S Opponent	Score	RPI S Opponent	Score	RPI S Opponent	Score	Team's RPI: 182		
13  Middle Tenn.	59	 103	31  Western Ky.	69	 78	62  La. -Lafayette	43	 58	101  UAB	80	73
13  Middle Tenn.	70	 83				62  La. -Lafayette	55	52	107  Denver	33	 51
						76  Arkansas St.	54	 72	107  Denver	52	 65
						76  Arkansas St.	56	 69	128  Louisiana Tech	58	54
						76  Arkansas St.	64	 80	129  Florida Int'l	48	 59
						82  Arkansas	54	 62	172  South Ala.	61	56
						89  Ark. -Little Rock	49	 52	177  North Texas	67	 71
						89  Ark. -Little Rock	58	 66	193  Southern Miss.	64	63
									210  Troy	39	 52
									233  Fla. Atlantic	76	72
									262  Tex. -Pan American	55	51
									265  New Orleans	69	 79
									265  New Orleans	61	47
									291  Memphis	69	50
									295  UMKC	52	50
									317  Northwestern St.	83	39
									333  Centenary (La.)	74	71
									334  McNeese St.	71	53
LAST 10 Division I GAMES:											
76  Arkansas St.	56	 69	177  North Texas	67	 71						
265  New Orleans	69	 79	13  Middle Tenn.	70	 83						
107  Denver	52	 65	89  Ark. -Little Rock	49	 52						
76  Arkansas St.	54	 72	31  Western Ky.	69	 78						
62  La. -Lafayette	43	 58	210  Troy	39	 52						

Non-Div I Games: Southern Ark. 61 46

La. -Monroe

Average RPI Win: 237		WON-LOST RECORD		WINNING PCT. RANK		LAST 10 GAMES		STRENGTH OF SCHEDULE		OPP. STRENGTH OF SCHEDULE		TEAM RPI		ADJ. RPI		CONF. RPI		ADJ CONF. RPI																																																																																																					
DIV. I ONLY		7- 23		302		3- 7		292		328		317		322		24		25																																																																																																					
DIV. I NON-CONF.		2- 13		313		0- 1		291		331		330		331		26		26																																																																																																					
TOTALS		RPI 1-25		RPI 26-50		W-L RECORDS		RPI 51-100		RPI 100+																																																																																																													
7- 23		0- 0		0- 0		OVERALL		0- 1		7- 22																																																																																																													
6- 9		0- 0		0- 0		HOME		0- 1		6- 8																																																																																																													
1- 13		0- 0		0- 0		AWAY		0- 0		1- 13																																																																																																													
0- 1		0- 0		0- 0		NEUTRAL		0- 0		0- 1																																																																																																													
2- 13		0- 0		0- 0		NON-CONFERENCE		0- 1		2- 12																																																																																																													
1- 7		0- 0		0- 0		HOME		0- 1		1- 6																																																																																																													
1- 6		0- 0		0- 0		AWAY		0- 0		1- 6																																																																																																													
0- 0		0- 0		0- 0		NEUTRAL		0- 0		0- 0																																																																																																													
5- 10		0- 0		0- 0		CONFERENCE		0- 0		5- 10																																																																																																													
5- 2		0- 0		0- 0		HOME		0- 0		5- 2																																																																																																													
0- 7		0- 0		0- 0		AWAY		0- 0		0- 7																																																																																																													
0- 1		0- 0		0- 0		NEUTRAL		0- 0		0- 1																																																																																																													
RPI 1-25		RPI 26-50		RPI 51-100		RPI 101+		Team's RPI : 322																																																																																																															
RPI S	Opponent	Score	RPI S	Opponent	Score	RPI S	Opponent	Score	RPI S	Opponent	Score	RPI S	Opponent	Score	RPI S	Opponent	Score	RPI S	Opponent	Score																																																																																																			
77	H Coppin St.	34	54	130	A Bucknel I	39	53	130	H Bucknel I	68	63	151	H Vermont	64	73	153	A Army	57	70	153	H Army	50	63	209	A Monmouth	62	79	211	H Morgan St.	57	60	223	A Hol y Cross	45	77	223	H Hol y Cross	61	58	223	N Hol y Cross	49	64	224	A Mt. St. Mary' s	68	55	239	A St. Franci s (N. Y.)	48	61	240	H Penn	74	78	253	A Fai rlei gh Di cki nson	48	63	261	A UC Davi s	45	62	263	A Navy	43	55	263	H Navy	68	65	270	H Princeton	62	79	271	A Lehi gh	50	62	271	H Lehi gh	67	62	273	A Ameri can	46	60	273	H Ameri can	62	50	276	H Cornel I	76	60	290	H Col umbi a	66	74	298	A Col gate	57	64	298	H Col gate	47	53	313	A Paci fi c	63	72	331	A Wagner	65	72	332	H NJIT	59	70
LAST 10 Division I GAMES:																																																																																																																							
223	N Hol y Cross	49	64	263	H Navy	68	65	298	A Col gate	47	53	298	H Col gate	47	53	313	A Paci fi c	63	72	331	A Wagner	65	72	332	H NJIT	59	70																																																																																												
273	A Ameri can	46	60	298	H Col gate	47	53	223	A Hol y Cross	45	77	273	H Ameri can	62	50	290	H Col umbi a	66	74	298	A Col gate	57	64	298	H Col gate	47	53	313	A Paci fi c	63	72	331	A Wagner	65	72	332	H NJIT	59	70																																																																																
153	A Army	57	70	223	A Hol y Cross	45	77	273	H Ameri can	62	50	290	H Col umbi a	66	74	298	A Col gate	57	64	298	H Col gate	47	53	313	A Paci fi c	63	72	331	A Wagner	65	72	332	H NJIT	59	70																																																																																				
271	H Lehi gh	67	62	273	H Ameri can	62	50	290	H Col umbi a	66	74	298	A Col gate	57	64	298	H Col gate	47	53	313	A Paci fi c	63	72	331	A Wagner	65	72	332	H NJIT	59	70																																																																																								
130	A Bucknel I	39	53	263	H Navy	68	65	298	A Col gate	47	53	298	H Col gate	47	53	313	A Paci fi c	63	72	331	A Wagner	65	72	332	H NJIT	59	70																																																																																												

L
a
f
a
y
e
t
t
e

Lafayette

Lafayette

■ Loss, ■ Non-Conf, S Site, H Home A Away N Neutral

Average RPI Win: 269		WON-LOST RECORD	WINNING PCT. RANK	LAST 10 GAMES	STRENGTH OF SCHEDULE	OPP. STRENGTH OF SCHEDULE	TEAM RPI	ADJ. RPI	CONF. RPI	ADJ CONF. RPI										
Average RPI Loss: 215																				
DIV. I ONLY		11- 17	223	4- 6	308	323	285	285	28	28										
DIV. I NON-CONF.		4- 9	256	1- 0	243	313	282	283	27	27										
<hr/>																				
TOTALS	RPI 1-25		RPI 26-50	W-L RECORDS	RPI 51-100				RPI 100+											
11- 17	0- 1		0- 0	OVERALL	0- 2				11- 14											
9- 4	0- 1		0- 0	HOME	0- 1				9- 2											
2- 12	0- 0		0- 0	AWAY	0- 1				2- 11											
0- 1	0- 0		0- 0	NEUTRAL	0- 0				0- 1											
4- 9	0- 1		0- 0	NON-CONFERENCE	0- 1				4- 7											
4- 2	0- 1		0- 0	HOME	0- 0				4- 1											
0- 7	0- 0		0- 0	AWAY	0- 1				0- 6											
0- 0	0- 0		0- 0	NEUTRAL	0- 0				0- 0											
7- 8	0- 0		0- 0	CONFERENCE	0- 1				7- 7											
5- 2	0- 0		0- 0	HOME	0- 1				5- 1											
2- 5	0- 0		0- 0	AWAY	0- 0				2- 5											
0- 1	0- 0		0- 0	NEUTRAL	0- 0				0- 1											
<hr/>																				
RPI S	RPI 1-25	Opponent	Score	RPI S	RPI 26-50	Opponent	Score	RPI S	RPI 51-100	Opponent	Score	RPI S	RPI 101+	Team's RPI: 285	Opponent	Score				
8	H	Oklahoma	44	79				64	H	Texas-Arlington	51	65	107	A	Denver	43	97			
								73	A	Tulane	70	83	127	A	Stephen F. Austin	81	71			
													127	N	Stephen F. Austin	65	73			
													195	H	UTSA	60	46			
													196	A	A&M-Corpus Christi	81	85			
													205	A	Texas St.	60	69			
													217	H	New Mexico St.	52	69			
													248	A	IUPUI	57	65			
													249	H	Albany (N. Y.)	56	43			
													255	A	Alcorn St.	58	64			
													255	H	Alcorn St.	74	59			
													274	A	Southeastern La.	59	58			
													274	H	Southeastern La.	71	72			
													277	A	Central Ark.	71	74			
													277	H	Central Ark.	81	78			
													292	H	Chicago St.	61	56			
													310	A	Northern Colo.	43	71			
													315	A	Nicholls St.	90	95			
													315	H	Nicholls St.	70	52			
													317	A	Northwestern St.	61	68			
													317	H	Northwestern St.	69	58			
													319	H	Sam Houston St.	81	49			
													333	A	Centenary (La.)	68	80			
													334	A	McNeese St.	59	60			
													334	H	McNeese St.	71	60			
<hr/>											LAST 10 Division I GAMES:									
											127	N	Stephen F. Austin	65	73	317	H	Northwestern St.	69	58
											274	A	Southeastern La.	59	58	277	H	Central Ark.	81	78
											315	H	Nicholls St.	70	52	205	A	Texas St.	60	69
											334	A	McNeese St.	59	60	64	H	Texas-Arlington	51	65
											196	A	A&M-Corpus Christi	81	85	274	H	Southeastern La.	71	72

Lamar

Non-Div I Games: Belhaven 73 51 LSU-Shreveport 59 53

Lamar

Loss, Non-Conf, S Site, H Home A Away N Neutral

Average RPI Win:		251	WON-LOST RECORD		WINNING PCT. RANK	LAST 10 GAMES		STRENGTH OF SCHEDULE		OPP. STRENGTH OF SCHEDULE		TEAM RPI	ADJ. RPI	CONF. RPI	ADJ CONF. RPI	
Average RPI Loss:		197														
DIV. I ONLY		11- 19	233		4- 6		247		306		265	271	24	25		
DIV. I NON-CONF.		5- 9	238		0- 0		225		287		245	249	26	26		
TOTALS		RPI 1-25	RPI 26-50		W-L RECORDS		RPI 51-100		RPI 100+							
11- 19		0- 1	0- 0		OVERALL		0- 1		11- 17							
6- 8		0- 0	0- 0		HOME		0- 1		6- 7							
4- 10		0- 1	0- 0		AWAY		0- 0		4- 9							
1- 1		0- 0	0- 0		NEUTRAL		0- 0		1- 1							
5- 9		0- 1	0- 0		NON-CONFERENCE		0- 1		5- 7							
3- 4		0- 0	0- 0		HOME		0- 1		3- 3							
2- 5		0- 1	0- 0		AWAY		0- 0		2- 4							
0- 0		0- 0	0- 0		NEUTRAL		0- 0		0- 0							
6- 10		0- 0	0- 0		CONFERENCE		0- 0		6- 10							
3- 4		0- 0	0- 0		HOME		0- 0		3- 4							
2- 5		0- 0	0- 0		AWAY		0- 0		2- 5							
1- 1		0- 0	0- 0		NEUTRAL		0- 0		1- 1							
RPI 1-25		RPI 26-50		RPI 51-100		RPI 101+		Team's RPI: 271								
RPI S	Opponent	Score		RPI S	Opponent	Score		RPI S	Opponent	Score						
21	A North Carolina St.	34 66						66	H Seton Hall	48 51		110	A Ohio	40 57		
												130	A Bucknell I	37 64		
												130	H Bucknell I	53 63		
												147	A Long Isl and	57 36		
												153	A Army	53 56		
												153	H Army	71 77		
												153	N Army	57 53		
												206	A Drexel	55 62		
												209	A Monmouth	65 72		
												219	H Syracuse	55 48		
												223	A Hol y Cross	61 75		
												223	H Hol y Cross	52 43		
												223	N Hol y Cross	62 65		
												228	H Bi nghamton	70 49		
												238	H Yal e	56 66		
												240	H Penn	53 54		
												250	A Akron	61 62		
												263	A Navy	44 54		
												263	H Navy	46 59		
												269	H Gardner-Webb	74 61		
												270	H Pri nceton	49 56		
												273	A Ameri can	67 60		
												273	H Ameri can	52 55		
												298	A Col gate	68 50		
												298	H Col gate	62 53		
												322	A Lafayette	62 67		
												322	H Lafayette	62 50		
												332	A NJIT	70 44		
				LAST 10 Division I GAMES:												

Lehi gh

Through Games of 2007 Final											
Average RPI Win: 246		WON-LOST RECORD	WINNING PCT. RANK	LAST 10 GAMES	STRENGTH OF SCHEDULE	OPP. STRENGTH OF SCHEDULE	TEAM RPI	ADJ. RPI	CONF. RPI	ADJ CONF. RPI	
DIV. I ONLY		17- 12	110	6- 4	147	195	123	121	21	21	
DIV. I NON-CONF.		6- 7	171	0- 0	79	74	122	120	22	22	
TOTALS		RPI 1-25	RPI 26-50	W-L RECORDS	RPI 51-100	RPI 100+					
17- 12		0- 2	1- 2	OVERALL	0- 3	16- 5					
8- 3		0- 0	0- 0	HOME	0- 1	8- 2					
8- 4		0- 1	1- 1	AWAY	0- 0	7- 2					
1- 5		0- 1	0- 1	NEUTRAL	0- 2	1- 1					
6- 7		0- 2	1- 2	NON-CONFERENCE	0- 3	5- 0					
3- 1		0- 0	0- 0	HOME	0- 1	3- 0					
3- 2		0- 1	1- 1	AWAY	0- 0	2- 0					
0- 4		0- 1	0- 1	NEUTRAL	0- 2	0- 0					
11- 5		0- 0	0- 0	CONFERENCE	0- 0	11- 5					
5- 2		0- 0	0- 0	HOME	0- 0	5- 2					
5- 2		0- 0	0- 0	AWAY	0- 0	5- 2					
1- 1		0- 0	0- 0	NEUTRAL	0- 0	1- 1					
RPI 1-25		RPI 26-50		RPI 51-100		RPI 101+		Team's RPI: 121			
RPI S	Opponent	Score	RPI S	Opponent	Score	RPI S	Opponent	Score			
15 A	George Washi ngton	66 74	26 A	James Madi son	64 74	56 H	Vi rgi ni a Tech	52 55	140 A	Radford	54 77
22 N	Pi ttsburgh	47 54	36 N	Mari st	43 76	64 N	Texas-Arl ington	54 58	140 H	Radford	79 66
			49 A	Vi rgi ni a	75 71	87 N	UNC Greensboro	59 67	140 N	Radford	55 57
									141 A	UNC Asheville	66 62
									141 H	UNC Asheville	51 54
									152 A	Hi gh Poi nt	62 64
									152 H	Hi gh Poi nt	61 67
									201 A	Coastal Caro.	58 54
									201 H	Coastal Caro.	59 57
									227 A	George Mason	61 56
									228 A	Bi nghamton	62 45
									273 H	Ameri can	73 42
									289 H	Longwood	82 48
									293 A	Wi nthrop	77 52
									293 H	Wi nthrop	69 42
									297 A	Charleston So.	72 39
									297 H	Charleston So.	91 40
									311 A	Bi rmi ngham-So.	79 66
									311 H	Bi rmi ngham-So.	52 44
									311 N	Bi rmi ngham-So.	70 58
									326 H	Norfol k St.	91 53
			LAST 10 Di v			si on I GAMES:					
			140 N Radford			55 57			297 H Charleston So.		91 40
			311 N Bi rmi ngham-So.			70 58			201 H Coastal Caro.		59 57
			140 A Radford			54 77			293 A Wi nthrop		77 52
			311 A Bi rmi ngham-So.			79 66			152 H Hi gh Poi nt		61 67
			141 H UNC Asheville			51 54			311 H Bi rmi ngham-So.		52 44

Non-Div | Games: Virginia Union 66 49 Columbi a Uni on 97 27

Li berty

Loss, Non-Conf, S Site, H Home A Away N Neutral

Page 143

Liberty

Liberty

[illegible]

Li pscomb

93 35

Non-Div I Games: Fisk

L
i
p
s
c
o
m
bL
i
p
s
c
o
m
b

Average RPI Win: 244		WON-LOST RECORD		WINNING PCT. RANK		LAST 10 GAMES		STRENGTH OF SCHEDULE		OPP. STRENGTH OF SCHEDULE		TEAM RPI		ADJ. RPI		CONF. RPI		ADJ CONF. RPI	
DIV. I ONLY		9- 23		278		4- 6		193		232		272		267		23		23	
DIV. I NON-CONF.		3- 12		290		0- 1		124		203		244		242		18		18	
TOTALS		RPI 1-25		RPI 26-50		W-L RECORDS		RPI 51-100		RPI 100+									
9- 23		0- 0		0- 1		OVERALL		0- 7		9- 15									
5- 9		0- 0		0- 0		HOME		0- 2		5- 7									
2- 13		0- 0		0- 1		AWAY		0- 4		2- 8									
2- 1		0- 0		0- 0		NEUTRAL		0- 1		2- 0									
3- 12		0- 0		0- 1		NON-CONFERENCE		0- 4		3- 7									
2- 5		0- 0		0- 0		HOME		0- 1		2- 4									
1- 7		0- 0		0- 1		AWAY		0- 3		1- 3									
0- 0		0- 0		0- 0		NEUTRAL		0- 0		0- 0									
6- 11		0- 0		0- 0		CONFERENCE		0- 3		6- 8									
3- 4		0- 0		0- 0		HOME		0- 1		3- 3									
1- 6		0- 0		0- 0		AWAY		0- 1		1- 5									
2- 1		0- 0		0- 0		NEUTRAL		0- 1		2- 0									
RPI 1-25		RPI 26-50		RPI 51-100		RPI 101+		Team's RPI: 267											
RPI S	Opponent	Score	RPI S	Opponent	Score	RPI S	Opponent	Score	RPI S	Opponent	Score								
			45	A South Dakota St.	41 85	75	A Southern	50 85	102	A San Di ego	53 37								
							Cal i forni a		109	A UC Santa Barb.	60 71								
						79	A Utah	43 66	109	H UC Santa Barb.	55 69								
						93	H Oregon	33 44	126	A Ari zona	39 77								
						96	A Loyol a Marymount	38 61	134	A Pepperdi ne	42 69								
						97	A UC Ri versi de	43 58	153	H Army	59 69								
						97	H UC Ri versi de	45 52	154	H UNLV	44 61								
						97	N UC Ri versi de	53 59	176	H Santa Cl ara	67 76								
									208	A Cal St. Fullerton	57 68								
									208	H Cal St. Fullerton	73 59								
									214	A Cal St. Northrid ge	60 74								
									214	H Cal St. Northrid ge	63 73								
									218	H Fai rfi el d	62 61								
									230	A Cal Pol y	50 61								
									230	H Cal Pol y	56 67								
									230	N Cal Pol y	70 67								
									243	H Montana St.	68 78								
									261	A UC Davi s	50 60								
									261	H UC Davi s	63 47								
									288	A UC I rvi ne	77 63								
									288	H UC I rvi ne	54 53								
									288	N UC I rvi ne	76 64								
									313	A Paci fi c	72 77								
									313	H Paci fi c	70 52								
LAST 10 Div sion I GAMES:																			
						97	N UC Ri versi de	53 59	208	H Cal St. Fullerton	73 59								
						230	N Cal Pol y	70 67	97	H UC Ri versi de	45 52								
						288	N UC I rvi ne	76 64	109	H UC Santa Barb.	55 69								
						288	A UC I rvi ne	77 63	230	H Cal Pol y	56 67								
						261	A UC Davi s	50 60	313	A Paci fi c	72 77								

Non-Di v I Games:

Long Beach St.

[illegible]

Long Island

Longisland

Non-Div I Games:

Long Island and

Loss, Non-Conf, S Site, H Home A Away N Neutral

Average RPI Win: 309		WON-LOST RECORD	WINNING PCT. RANK	LAST 10 GAMES	STRENGTH OF SCHEDULE	OPP. STRENGTH OF SCHEDULE	TEAM RPI	ADJ. RPI	CONF. RPI	ADJ CONF. RPI
DIV. I ONLY		7- 21	293	2- 7	248	302	290	289	31	31
DIV. I NON-CONF.		4- 18	296	0- 4	162	273	278	279	28	28
TOTALS		RPI 1-25	RPI 26-50	W-L RECORDS	RPI 51-100	RPI 100+				
7- 21		0- 1	0- 1	OVERALL	0- 3	7- 16				
5- 5		0- 0	0- 1	HOME	0- 1	5- 3				
1- 15		0- 1	0- 0	AWAY	0- 2	1- 12				
1- 1		0- 0	0- 0	NEUTRAL	0- 0	1- 1				
4- 18		0- 1	0- 1	NON-CONFERENCE	0- 3	4- 13				
2- 5		0- 0	0- 1	HOME	0- 1	2- 3				
1- 12		0- 1	0- 0	AWAY	0- 2	1- 9				
1- 1		0- 0	0- 0	NEUTRAL	0- 0	1- 1				
3- 3		0- 0	0- 0	CONFERENCE	0- 0	3- 3				
3- 0		0- 0	0- 0	HOME	0- 0	3- 0				
0- 3		0- 0	0- 0	AWAY	0- 0	0- 3				
0- 0		0- 0	0- 0	NEUTRAL	0- 0	0- 0				

RPI 1-25		RPI 26-50		RPI 51-100		RPI 101+ Team's RPI: 289	
RPI	Opponent	RPI	Opponent	RPI	Opponent	RPI	Opponent
12	A Ohio St. 33 68	26	H James Madison 42 80	52	A Georgia Tech 46 75	113	N Indiana St. 68 79
				84	H Robert Morris 62 92	120	A William & Mary 27 70
				87	A UNC Greensboro 50 81	121	A Liberty 48 82
						132	A VCU 43 69
						140	A Radford 47 61
						152	A High Point 41 59
						164	H UMBC 49 57
						184	A N. C. A&T 63 79
						242	A Elon 39 48
						269	A Gardner-Webb 44 66
						273	A American 66 59
						282	A Wright St. 45 52
						283	A Kennesaw St. 63 80
						286	H Md. -East. Shore 52 59
						297	H Charleston So. 51 59
						303	H Winston-Salem 69 65
						306	N Lipscomb 55 53
						309	H Campbell 56 54
						321	A Savannah St. 41 56
						321	H Savannah St. 55 40
						324	H North Fla. 52 45
						326	H Norfolk St. 67 55
						332	A NJIT 38 50

LAST 10 Division I GAMES:	
283	A Kennesaw St. 63 80
52	A Georgia Tech 46 75
332	A NJIT 38 50
303	H Winston-Salem 69 65
321	A Savannah St. 41 56
26	H James Madison 42 80
242	A Elon 39 48
297	H Charleston So. 51 59
321	H Savannah St. 55 40
140	A Radford 47 61

Longwood

Non-Div I Games: Col umbi a Uni on 65 39

Longwood

Loss,
Non-Conf, S Site,
H Home
A Away
N Neutral

Average RPI Win:		196	WON-LOST RECORD		WINNING PCT. RANK	LAST 10 GAMES		STRENGTH OF SCHEDULE	OPP. STRENGTH OF SCHEDULE	TEAM RPI	ADJ. RPI	CONF. RPI	ADJ CONF. RPI										
DIV. I ONLY		17- 13			125	7- 3		170	114	130	128	17	17										
DIV. I NON-CONF.		5- 8			223	0- 0		102	13	151	148	17	17										
<hr/>																							
TOTALS		RPI 1-25			RPI 26-50	W-L RECORDS		RPI 51-100			RPI 100+												
17- 13		0- 2			0- 1	OVERALL		4- 2			13- 8												
7- 6		0- 1			0- 1	HOME		1- 2			6- 2												
9- 5		0- 0			0- 0	AWAY		3- 0			6- 5												
1- 2		0- 1			0- 0	NEUTRAL		0- 0			1- 1												
5- 8		0- 2			0- 1	NON-CONFERENCE		3- 1			2- 4												
2- 3		0- 1			0- 1	HOME		1- 1			1- 0												
2- 3		0- 0			0- 0	AWAY		2- 0			0- 3												
1- 2		0- 1			0- 0	NEUTRAL		0- 0			1- 1												
12- 5		0- 0			0- 0	CONFERENCE		1- 1			11- 4												
5- 3		0- 0			0- 0	HOME		0- 1			5- 2												
7- 2		0- 0			0- 0	AWAY		1- 0			6- 2												
0- 0		0- 0			0- 0	NEUTRAL		0- 0			0- 0												
<hr/>																							
RPI S		RPI 1-25	Opponent		Score	RPI S		RPI 26-50	Opponent		Score	RPI S		RPI 51-100	Opponent		Score	RPI S		RPI 101+	Team's RPI: 128		Score
1	H	Tennessee	50	71		31	H	Western Ky.	60	73		71	H	Kansas St.	61	64		112	H	Al abama	66	57	
10	N	LSU	44	61								81	A	Iowa	77	59		122	A	Fresno St.	57	72	
												82	A	Mississippi St.	60	54		122	H	Fresno St.	78	40	
												88	A	Boise St.	79	63		126	A	Ari zona	59	74	
												88	H	Boise St.	47	68		127	A	Stephen F. Austin	55	65	
												91	H	Rice	86	58		137	A	Hawai i	64	53	
																		137	H	Hawai i	59	60	
																		170	A	Nevada	73	62	
																		170	H	Nevada	54	55	
																		182	A	La. -Monroe	54	58	
																		215	N	Eastern Ky.	84	86	
																		217	A	New Mexico St.	69	53	
																		217	A	New Mexico St.	57	63	
																		217	H	New Mexico St.	74	56	
																		232	A	Utah St.	71	58	
																		232	H	Utah St.	69	54	
																		307	A	Idaho	87	66	
																		307	H	Idaho	78	71	
																		312	N	Grambling	70	50	
																		314	A	San Jose St.	65	52	
																		314	H	San Jose St.	71	61	
<hr/>																							
LAST 10 Division I GAMES:																							
217	A	New Mexico St.	57	63		217	A	New Mexico St.	69	53	137	H	Hawai i	59	60								
217	H	New Mexico St.	74	56		314	H	San Jose St.	71	61	88	A	Boi se St.	79	63								
232	A	Utah St.	71	58		170	A	Nevada	73	62													
122	A	Fresno St.	57	72																			
307	H	Idaho	78	71																			

Non-Div I Games:

Louisiana Tech

Loss, Non-Conf, S Site, H Home A Away N Neutral

Louisiana Tech

Louisiana Tech

Average RPI Win: 146		WON-LOST	WINNING	LAST 10	STRENGTH OF	OPP. STRENGTH	TEAM	ADJ.	CONF.	ADJ CONF.	
Average RPI Loss: 38		RECORD	PCT. RANK	GAMES	SCHEDULE	OF SCHEDULE	RPI	RPI	RPI	RPI	
DIV. I ONLY		27- 8	29	5- 5	99	48	32	33	5	5	
DIV. I NON-CONF.		15- 1	4	1- 1	203	105	38	38	5	5	
TOTALS		RPI 1-25	RPI 26-50	W-L RECORDS	RPI 51-100	RPI 100+					
27- 8		2- 4	4- 3	OVERALL	4- 0	17- 1					
17- 1		2- 0	1- 1	HOME	4- 0	10- 0					
7- 6		0- 3	1- 2	AWAY	0- 0	6- 1					
3- 1		0- 1	2- 0	NEUTRAL	0- 0	1- 0					
15- 1		0- 1	3- 0	NON-CONFERENCE	2- 0	10- 0					
10- 0		0- 0	1- 0	HOME	2- 0	7- 0					
4- 0		0- 0	1- 0	AWAY	0- 0	3- 0					
1- 1		0- 1	1- 0	NEUTRAL	0- 0	0- 0					
12- 7		2- 3	1- 3	CONFERENCE	2- 0	7- 1					
7- 1		2- 0	0- 1	HOME	2- 0	3- 0					
3- 6		0- 3	0- 2	AWAY	0- 0	3- 1					
2- 0		0- 0	1- 0	NEUTRAL	0- 0	1- 0					
RPI 1-25		RPI 26-50	Team's RPI: 33	RPI 51-100	RPI 101+						
RPI S	Opponent	Score	RPI S	Opponent	Score	RPI S	Opponent	Score	RPI S	Opponent	Score
3	A Connecticut	56 84	28	A Xavier	63 59	65	H DePaul	86 68	103	H Cincinnati	67 62
3	A Connecticut	50 76	29	A Notre Dame	55 64	66	H Seton Hall	88 67	109	A UC Santa Barb.	72 66
5	H Rutgers	53 50	31	H Western Ky.	70 58	72	H Kentucky	83 75	116	A Florida	77 60
14	N Arizona St.	58 67	37	H West Virginia	71 76	99	H Belmont	80 51	142	A Villanova	64 59
17	A Marquette	54 65	37	N West Virginia	68 56				148	H St. John's (N.Y.)	91 62
22	H Pittsburgh	72 59	38	A South Fla.	58 74				148	N St. John's (N.Y.)	68 54
			42	N Brigham Young	80 54				150	A Georgetown	57 54
									160	A Providence	94 106
									174	H Butler	80 77
									212	H Dayton	81 54
									219	A Syracuse	68 56
									219	H Syracuse	98 50
									245	H Furman	89 44
									259	H Eastern Ill.	93 75
									291	H Memphis	102 64
									293	H Winthrop	69 45
									310	A Northern Colo.	82 52
									328	H Sacramento St.	77 42
		LAST 10 Division I GAMES:									
14	N Arizona St.	58 67	37	H West Virginia	71 76						
42	N Brigham Young	80 54	219	A Syracuse	68 56						
3	A Connecticut	50 76	148	H St. John's (N.Y.)	91 62						
37	N West Virginia	68 56	17	A Marquette	54 65						
148	N St. John's (N.Y.)	68 54	3	A Connecticut	56 84						

Non-Div I Games:

Louisville

Loss, Non-Conf, S Site, H Home A Away N Neutral

Average RPI Win: 284
Average RPI Loss: 177

WON-LOST
RECORD

WINNING
PCT. RANK

LAST 10
GAMES

STRENGTH OF
SCHEDULE

OPP. STRENGTH
OF SCHEDULE

TEAM
RPI

ADJ.
RPI

CONF.
RPI

ADJ CONF.
RPI

DIV. I ONLY	7- 21	293	3- 7	306	243	307	308	25	24
DIV. I NON-CONF.	2- 9	296	0- 0	246	127	297	297	23	23

TOTALS	RPI 1-25	RPI 26-50	W-L RECORDS	RPI 51-100	RPI 100+
7- 21	0- 0	0- 2	OVERALL	0- 3	7- 16
2- 10	0- 0	0- 1	HOME	0- 1	2- 8
5- 9	0- 0	0- 1	AWAY	0- 1	5- 7
0- 2	0- 0	0- 0	NEUTRAL	0- 1	0- 1
2- 9	0- 0	0- 0	NON-CONFERENCE	0- 3	2- 6
0- 3	0- 0	0- 0	HOME	0- 1	0- 2
2- 4	0- 0	0- 0	AWAY	0- 1	2- 3
0- 2	0- 0	0- 0	NEUTRAL	0- 1	0- 1
5- 12	0- 0	0- 2	CONFERENCE	0- 0	5- 10
2- 7	0- 0	0- 1	HOME	0- 0	2- 6
3- 5	0- 0	0- 1	AWAY	0- 0	3- 4
0- 0	0- 0	0- 0	NEUTRAL	0- 0	0- 0

RPI 1-25				RPI 26-50				RPI 51-100				RPI 101+				Team's RPI: 308	
RPI	S	Opponent	Score	RPI	S	Opponent	Score	RPI	S	Opponent	Score	RPI	S	Opponent	Score		
				44	A	Wis. -Green Bay	71 87	65	N	DePaul	70 97	113	A	Indiana St.	71 101		
				44	H	Wis. -Green Bay	60 78	78	A	Illinois	59 87	158	H	Northwestern	60 78		
								85	H	Illinois St.	66 77	173	H	Valparaiso	74 77		
												174	A	Butler	73 79		
												174	H	Butler	67 71		
												177	A	North Texas	54 92		
												187	A	Ill. -Chicago	63 72		
												187	H	Ill. -Chicago	57 74		
												212	A	Dayton	73 69		
												216	A	Wis. -Milwaukee	72 73		
												216	H	Wis. -Milwaukee	66 80		
												219	N	Syracuse	70 77		
												229	A	Bradley	59 79		
												282	A	Wright St.	76 69		
												282	H	Wright St.	60 66		
												292	A	Chicago St.	79 73		
												296	A	Detroit	73 61		
												296	H	Detroit	78 68		
												296	H	Detroit	68 75		
												304	A	Cleveland St.	74 61		
												304	H	Cleveland St.	57 80		
												305	A	Youngstown St.	64 66		
												305	H	Youngstown St.	67 55		
LAST 10 Division I GAMES:																	
				296	H	Detroit	68 75	282	H	Wright St.	60 66						
				216	H	Wis. -Milwaukee	66 80	174	H	Butler	67 71						
				44	H	Wis. -Green Bay	60 78	305	A	Youngstown St.	64 66						
				296	A	Detroit	73 61	304	A	Cleveland St.	74 61						
				187	A	Ill. -Chicago	63 72	296	H	Detroit	78 68						

Non-Div I Games:





Loyola (Ill.)

Loss, Non-Conf, S Site, H Home A Away N Neutral

Average RPI Win: 221		WON-LOST RECORD		WINNING PCT. RANK		LAST 10 GAMES		STRENGTH OF SCHEDULE		OPP. STRENGTH OF SCHEDULE		TEAM RPI		ADJ. RPI		CONF. RPI		ADJ CONF. RPI	
DIV. I ONLY		18- 12		100		6- 4		223		204		144		144		18		18	
DIV. I NON-CONF.		5- 5		146		0- 0		216		123		185		188		19		19	
TOTALS		RPI 1-25		RPI 26-50		W-L RECORDS		RPI 51-100		RPI 100+									
18- 12		0- 1		1- 1		OVERALL		0- 1		17- 9									
8- 5		0- 1		1- 0		HOME		0- 1		7- 3									
9- 6		0- 0		0- 1		AWAY		0- 0		9- 5									
1- 1		0- 0		0- 0		NEUTRAL		0- 0		1- 1									
5- 5		0- 1		0- 0		NON-CONFERENCE		0- 1		5- 3									
1- 3		0- 1		0- 0		HOME		0- 1		1- 1									
4- 2		0- 0		0- 0		AWAY		0- 0		4- 2									
0- 0		0- 0		0- 0		NEUTRAL		0- 0		0- 0									
13- 7		0- 0		1- 1		CONFERENCE		0- 0		12- 6									
7- 2		0- 0		1- 0		HOME		0- 0		6- 2									
5- 4		0- 0		0- 1		AWAY		0- 0		5- 3									
1- 1		0- 0		0- 0		NEUTRAL		0- 0		1- 1									
RPI 1-25		RPI 26-50		RPI 51-100		RPI 101+		Team's RPI: 144											
RPI S	Opponent	Score		RPI S	Opponent	Score		RPI S	Opponent	Score		RPI S	Opponent	Score					
7	H Maryl and	55 110		36	A Mari st	50 60		54	H Hartford	49 65		136	A Iona	49 64					
				36	H Mari st	62 55						136	H Iona	73 68					
												136	N Iona	58 62					
												142	A Villanova	61 54					
												146	H Towson	73 75					
												164	A UMBC	56 58					
												206	A Drexel	66 57					
												213	A Canisius	53 61					
												213	H Canisius	59 63					
												213	N Canisius	63 60					
												218	A Fairfield	51 63					
												218	H Fairfield	54 57					
												224	A Mt. St. Mary's	65 61					
												226	A St. Peter's	74 53					
												226	H St. Peter's	72 61					
												231	A Siena	71 54					
												231	H Siena	60 53					
												236	A Manhattan	66 56					
												236	H Manhattan	61 45					
												240	H Penn	75 63					
												244	A Niagara	65 55					
												244	H Niagara	91 53					
												281	A St. Francis (Pa.)	81 64					
												290	A Columbia	69 75					
												316	A Rider	70 59					
												316	H Rider	74 55					
LAST 10 Division I GAMES:																			
				136	N Iona	58 62		36	H Mari st	62 55									
				213	N Canisius	63 60		316	H Rider	74 55									
				226	A St. Peter's	74 53		226	H St. Peter's	72 61									
				213	H Canisius	59 63		244	A Niagara	65 55									
				136	A Iona	49 64		213	A Canisius	53 61									

Non-Di v I Games:

Loyol a (Md.)

 Loss,  Non-Conf, S Site,  Home  Away N Neutral

Average RPI Win: 193		WON-LOST	WINNING	LAST 10	STRENGTH OF	OPP. STRENGTH	TEAM	ADJ.	CONF.	ADJ CONF.
Average RPI Loss: 87		RECORD	PCT. RANK	GAMES	SCHEDULE	OF SCHEDULE	RPI	RPI	RPI	RPI
DIV. I ONLY	19- 12	91	7- 3	107	120	96	96	12	12	
DIV. I NON-CONF.	8- 6	121	0- 0	116	129	106	105	12	12	
TOTALS	RPI 1-25	RPI 26-50	W-L RECORDS	RPI 51-100	RPI 100+					
19- 12	0- 3	0- 1	OVERALL	0- 3	19- 5					
7- 5	0- 1	0- 0	HOME	0- 1	7- 3					
8- 6	0- 2	0- 1	AWAY	0- 1	8- 2					
4- 1	0- 0	0- 0	NEUTRAL	0- 1	4- 0					
8- 6	0- 3	0- 1	NON-CONFERENCE	0- 0	8- 2					
3- 2	0- 1	0- 0	HOME	0- 0	3- 1					
3- 4	0- 2	0- 1	AWAY	0- 0	3- 1					
2- 0	0- 0	0- 0	NEUTRAL	0- 0	2- 0					
11- 6	0- 0	0- 0	CONFERENCE	0- 3	11- 3					
4- 3	0- 0	0- 0	HOME	0- 1	4- 2					
5- 2	0- 0	0- 0	AWAY	0- 1	5- 1					
2- 1	0- 0	0- 0	NEUTRAL	0- 1	2- 0					
RPI S Opponent Score	RPI 1-25	RPI S Opponent Score	RPI 26-50	RPI S Opponent Score	RPI 51-100 Team's RPI: 96	RPI S Opponent Score	RPI 101+			
16 A Stanford 61 88		28 A Xavi er 65 75		53 A Gonzaga 56 66		102 A San Di ego 49 50				
24 H Texas A&M 52 77				53 H Gonzaga 56 60		102 H San Di ego 60 69				
25 A Iowa St. 55 71				53 N Gonzaga 47 64		105 H Northern Ariz. 58 74				
						109 A UC Santa Barb. 63 58				
						122 A Fresno St. 65 60				
						134 A Pepperdi ne 63 52				
						134 H Pepperdi ne 52 35				
						134 N Pepperdi ne 64 61				
						137 H Hawai i 79 69				
						176 A Santa Cl ara 65 56				
						176 H Santa Cl ara 67 52				
						176 N Santa Cl ara 65 49				
						185 N Tol edo 56 53				
						189 A St. Mary's (Cal.) 76 61				
						189 H St. Mary's (Cal.) 59 64				
						207 A San Franci sco 70 64				
						207 H San Franci sco 65 52				
						230 A Cal Poly 64 62				
						258 A Portl and 74 52				
						258 H Portl and 54 34				
						267 H Long Beach St. 61 38				
						273 H Ameri can 67 62				
						288 A UC Irvi ne 59 79				
						298 N Col gate 85 57				
			LAST 10 Div	sion I GAMES:						
			53 N Gonzaga 47 64	134 A Pepperdi ne 63 52						
			134 N Pepperdi ne 64 61	207 H San Franci sco 65 52						
			176 N Santa Cl ara 65 49	102 H San Di ego 60 69						
			189 A St. Mary's (Cal.) 76 61	53 A Gonzaga 56 66						
			176 A Santa Cl ara 65 56	258 A Portl and 74 52						

Non-Di v I Games:

Loyol a Marymount

Loss, Non-Conf, S Site, H Home A Away N Neutral

Average RPI Win: 218		WON-LOST	WINNING	LAST 10	STRENGTH OF	OPP. STRENGTH	TEAM	ADJ.	CONF.	ADJ CONF.
Average RPI Loss: 125		RECORD	PCT. RANK	GAMES	SCHEDULE	OF SCHEDULE	RPI	RPI	RPI	RPI
DIV. I ONLY	13- 15	182	3- 7	168	173	173	171	16	16	
DIV. I NON-CONF.	6- 5	127	0- 0	177	163	149	144	16	16	
<hr/>										
TOTALS	RPI 1-25	RPI 26-50	W-L RECORDS	RPI 51-100	RPI 100+					
13- 15	0- 1	0- 1	OVERALL	0- 5	13- 8					
8- 3	0- 0	0- 0	HOME	0- 2	8- 1					
3- 10	0- 0	0- 1	AWAY	0- 3	3- 6					
2- 2	0- 1	0- 0	NEUTRAL	0- 0	2- 1					
6- 5	0- 1	0- 1	NON-CONFERENCE	0- 1	6- 2					
3- 0	0- 0	0- 0	HOME	0- 0	3- 0					
1- 4	0- 0	0- 1	AWAY	0- 1	1- 2					
2- 1	0- 1	0- 0	NEUTRAL	0- 0	2- 0					
7- 10	0- 0	0- 0	CONFERENCE	0- 4	7- 6					
5- 3	0- 0	0- 0	HOME	0- 2	5- 1					
2- 6	0- 0	0- 0	AWAY	0- 2	2- 4					
0- 1	0- 0	0- 0	NEUTRAL	0- 0	0- 1					
<hr/>										
RPI 1-25		RPI 26-50		RPI 51-100		RPI 101+		Team's RPI: 171		
RPI S	Opponent	Score	RPI S	Opponent	Score	RPI S	Opponent	Score		
13 N	Midle Tenn.	60 87	49 A	Vi rgi ni a	66 86	54 A	Hartford	40 58	104 A	Boston College 34 63
						54 H	Hartford	50 66	120 H	William & Mary 66 46
						80 A	St. Joseph's	49 69	135 H	Clemson 80 78
						86 A	Stony Brook	56 67	151 A	Vermont 57 71
						86 H	Stony Brook	66 79	151 H	Vermont 74 80
									151 N	Vermont 57 70
									159 A	Boston U. 61 63
									159 H	Boston U. 78 73
									164 A	UMBC 74 66
									164 H	UMBC 79 72
									190 A	Dartmouth 72 61
									223 A	Holy Cross 64 72
									228 A	Bi nghamton 49 54
									228 H	Bi nghamton 59 56
									249 A	Al bany (N. Y.) 57 52
									249 H	Al bany (N. Y.) 71 63
									270 N	Princeton 69 63
									284 A	New Hampshi re 55 65
									284 H	New Hampshi re 64 47
									299 H	Brown 62 51
									317 N	Northwestern St. 79 63
<hr/>										
LAST 10 Divi sion I GAMES:										
151 N	Vermont	57 70	151 H	Vermont	74 80					
86 A	Stony Brook	56 67	228 H	Bi nghamton	59 56					
54 A	Hartford	40 58	249 H	Al bany (N. Y.)	71 63					
164 H	UMBC	79 72	284 A	New Hampshi re	55 65					
159 A	Boston U.	61 63	54 H	Hartford	50 66					

Non-Div I Games:

Maine

Through Games of 2007 Final																			
Average RPI Win: 237		WON-LOST RECORD		WINNING PCT. RANK		LAST 10 GAMES		STRENGTH OF SCHEDULE		OPP. STRENGTH OF SCHEDULE		TEAM RPI		ADJ. RPI		CONF. RPI		ADJ. CONF. RPI	
Average RPI Loss: 159																			
DIV. I ONLY		11- 20		239		5- 5		208		209		238		236		18		18	
DIV. I NON-CONF.		3- 8		269		0- 0		242		158		275		274		19		19	
TOTALS		RPI 1-25		RPI 26-50		W-L RECORDS		RPI 51-100		RPI 100+									
11- 20		0- 1		0- 3		OVERALL		1- 0		10- 16									
5- 9		0- 0		0- 1		HOME		1- 0		4- 8									
4- 9		0- 1		0- 1		AWAY		0- 0		4- 7									
2- 2		0- 0		0- 1		NEUTRAL		0- 0		2- 1									
3- 8		0- 1		0- 0		NON-CONFERENCE		1- 0		2- 7									
2- 3		0- 0		0- 0		HOME		1- 0		1- 3									
0- 4		0- 1		0- 0		AWAY		0- 0		0- 3									
1- 1		0- 0		0- 0		NEUTRAL		0- 0		1- 1									
8- 12		0- 0		0- 3		CONFERENCE		0- 0		8- 9									
3- 6		0- 0		0- 1		HOME		0- 0		3- 5									
4- 5		0- 0		0- 1		AWAY		0- 0		4- 4									
1- 1		0- 0		0- 1		NEUTRAL		0- 0		1- 0									
RPI 1-25		RPI 26-50		RPI 51-100		RPI 101+		Team's RPI: 236											
RPI S	Opponent	Score	RPI S	Opponent	Score	RPI S	Opponent	Score	RPI S	Opponent	Score								
17	A Marquette	38 89	36	A Mari st	30 70	54	H Hartford	61 57	136	A lona	55 59								
			36	H Mari st	51 71				136	H lona	62 72								
			36	N Mari st	42 55				142	A Vi l l anova	46 62								
									144	A Loyol a (Md.)	45 61								
									144	H Loyol a (Md.)	56 66								
									151	A Vermont	65 74								
									156	H Qui nni pi ac	54 59								
									160	H Provi dence	46 52								
									213	A Cani si us	52 56								
									213	H Cani si us	56 55								
									218	A Fai rfi el d	74 61								
									218	H Fai rfi el d	49 59								
									226	A St. Peter' s	53 75								
									226	H St. Peter' s	72 50								
									231	A Si ena	52 42								
									231	H Si ena	57 71								
									235	N Buffal o	45 61								
									240	H Penn	58 61								
									244	A Ni agara	70 67								
									244	H Ni agara	51 70								
									244	N Ni agara	57 53								
									253	H Fai r l ei gh Di cki nson	70 61								
									275	A Fordham	54 63								
									290	N Col umbi a	65 51								
									316	A Ri der	83 75								
									316	H Ri der	78 66								
LAST 10 Div						si on I GAMES:													
			36	N Mari st	42 55	213	A Cani si us	52 56	316	A Ri der	83 75								
			244	N Ni agara	57 53	226	H St. Peter' s	72 50	316	H Ri der	78 66								
			231	H Si ena	57 71	218	H Fai rfi el d	49 59											
			316	H Ri der	78 66	36	H Mari st	51 71											
			244	A Ni agara	70 67	218	A Fai rfi el d	74 61											

Non-Div l Games:

Manhattan

■ Loss, ■ Non-Conf, S Site, H Home A Away N Neutral

Average RPI Win:		196	WON-LOST		WINNING	LAST 10	STRENGTH OF		OPP. STRENGTH	TEAM	ADJ.	CONF.	ADJ CONF.	
Average RPI Loss:		89	RECORD		PCT. RANK	GAMES	SCHEDULE		OF SCHEDULE	RPI	RPI	RPI	RPI	
DIV. I ONLY		29- 6	15		8- 2		106		161		36	36	18	18
DIV. I NON-CONF.		9- 5	93		2- 1		30		21		37	37	19	19
TOTALS		RPI 1-25	RPI 26-50		W-L RECORDS		RPI 51-100		RPI 100+					
29- 6		2- 3	0- 0		OVERALL		1- 0		26- 3					
12- 0		0- 0	0- 0		HOME		1- 0		11- 0					
11- 5		0- 2	0- 0		AWAY		0- 0		11- 3					
6- 1		2- 1	0- 0		NEUTRAL		0- 0		4- 0					
9- 5		2- 3	0- 0		NON-CONFERENCE		1- 0		6- 2					
3- 0		0- 0	0- 0		HOME		1- 0		2- 0					
3- 4		0- 2	0- 0		AWAY		0- 0		3- 2					
3- 1		2- 1	0- 0		NEUTRAL		0- 0		1- 0					
20- 1		0- 0	0- 0		CONFERENCE		0- 0		20- 1					
9- 0		0- 0	0- 0		HOME		0- 0		9- 0					
8- 1		0- 0	0- 0		AWAY		0- 0		8- 1					
3- 0		0- 0	0- 0		NEUTRAL		0- 0		3- 0					
RPI 1-25		RPI 26-50		Team's RPI: 36		RPI 51-100		RPI 101+						
RPI S	Opponent	Score	RPI S	Opponent	Score	RPI S	Opponent	Score	RPI S	Opponent	Score			
1 N	Tennessee	46 65				86 H	Stony Brook	82 72	121 N	Liberty	76 43			
2 A	Duke	50 71							130 A	Bucknell	57 38			
7 A	Maryl and	60 86							136 A	Iona	59 51			
12 N	Ohio St.	67 63							136 H	Iona	70 49			
13 N	Middle Tenn.	73 59							136 N	Iona	64 57			
									142 A	Villanova	64 69			
									144 A	Loyola (Md.)	55 62			
									144 H	Loyola (Md.)	60 50			
									166 A	Harvard	74 68			
									190 H	Dartmouth	77 41			
									213 A	Canisius	63 54			
									213 H	Canisius	66 50			
									218 A	Fairfield	74 52			
									218 H	Fairfield	72 53			
									226 A	St. Peter's	69 58			
									226 H	St. Peter's	73 34			
									231 A	Siena	68 47			
									231 H	Siena	58 46			
									231 N	Siena	71 59			
									236 A	Manhattan	71 51			
									236 H	Manhattan	70 30			
									236 N	Manhattan	55 42			
									238 A	Yale	52 67			
									244 A	Niagara	65 52			
									244 H	Niagara	80 59			
									275 H	Fordham	88 38			
									299 A	Brown	71 53			
									316 A	Rider	84 59			
									316 H	Rider	75 57			
LAST 10 Division I GAMES:			236 N Manhattan			55 42			244 H Niagara			80 59		
1 N Tennessee			46 65			218 H Fairfield			72 53					
13 N Middle Tenn.			73 59			136 A Iona			59 51					
12 N Ohio St.			67 63			316 H Rider			75 57					
136 N Iona			64 57			144 A Loyola (Md.)			55 62					
231 N Siena			71 59											

Non-Div I Games:

Mari st

Average RPI Win:		105	WON-LOST		WINNING	LAST 10		STRENGTH OF		OPP. STRENGTH	TEAM	ADJ.	CONF.	ADJ CONF.	
Average RPI Loss:		23	RECORD		PCT. RANK	GAMES		SCHEDULE		OF SCHEDULE	RPI	RPI	RPI	RPI	
DIV. I ONLY		26- 7	23		7- 3		19		29		17	17	5	5	
DIV. I NON-CONF.		13- 2	13		1- 1		12		64		8	9	5	5	
TOTALS		RPI 1-25	RPI 26-50		W-L RECORDS		RPI 51-100		RPI 100+						
26- 7		1- 5	8- 1		OVERALL		5- 1		12- 0						
12- 1		0- 1	5- 0		HOME		2- 0		5- 0						
9- 4		0- 2	1- 1		AWAY		2- 1		6- 0						
5- 2		1- 2	2- 0		NEUTRAL		1- 0		1- 0						
13- 2		0- 1	4- 1		NON-CONFERENCE		4- 0		5- 0						
5- 0		0- 0	1- 0		HOME		2- 0		2- 0						
4- 1		0- 0	1- 1		AWAY		1- 0		2- 0						
4- 1		0- 1	2- 0		NEUTRAL		1- 0		1- 0						
13- 5		1- 4	4- 0		CONFERENCE		1- 1		7- 0						
7- 1		0- 1	4- 0		HOME		0- 0		3- 0						
5- 3		0- 2	0- 0		AWAY		1- 1		4- 0						
1- 1		1- 1	0- 0		NEUTRAL		0- 0		0- 0						
RPI 1-25		Team's RPI: 17		RPI 26-50		RPI 51-100		RPI 101+							
RPI S	Opponent	Score		RPI S	Opponent	Score		RPI S	Opponent	Score		RPI S	Opponent	Score	
3	H Connecticut	48	52	28	N Xavier	73	53	51	H Washi ngton	78	61	103	A Cincinnati	76 59	
5	A Rutgers	56	66	29	H Notre Dame	71	62	53	H Gonzaga	74	60	142	H Villanova	76 70	
5	N Rutgers	55	63	33	H Loui sville	65	54	62	N La. -Lafayette	87	58	145	A Oakl and	64 51	
8	N Okl ahoma	47	78	37	H West Vi rgi ni a	74	50	65	A DePaul	82	79	148	A St. John' s (N. Y.)	69 60	
22	A Pi ttsburgh	87	91	38	H South Fla.	75	63	66	A Seton Hall	58	63	148	H St. John' s (N. Y.)	69 58	
22	N Pi ttsburgh	61	51	44	H Wi s. -Green Bay	67	63	91	A Ri ce	78	62	150	A Georgetown	67 52	
				45	A South Dakota St.	80	63					160	A Provi dence	79 77	
				46	N Auburn	65	61					167	N Western Mi ch.	74 61	
				49	A Vi rgi ni a	76	84					216	A Wi s. -Mi l waukee	74 63	
												219	H Syracuse	79 55	
												236	H Manhattan	89 38	
												263	H Navy	67 40	
				LAST 10 Di v				si on I GAMES:							
				8	N Okl ahoma	47	78	38	H South Fla.	75	63				
				62	N La. -Lafayette	87	58	66	A Seton Hall	58	63				
				5	N Rutgers	55	63	33	H Loui sville	65	54				
				22	N Pi ttsburgh	61	51	148	H St. John' s (N. Y.)	69	58				
				148	A St. John' s (N. Y.)	69	60	150	A Georgetown	67	52				

Non-Div I Games:

Marquette

Average RPI Win: 209		WON-LOST RECORD	WINNING PCT. RANK	LAST 10 GAMES	STRENGTH OF SCHEDULE	OPP. STRENGTH OF SCHEDULE	TEAM RPI	ADJ. RPI	CONF. RPI	ADJ CONF. RPI
DIV. I ONLY		15- 15	164	3- 7	184	142	164	163	13	13
DIV. I NON-CONF.		7- 6	133	0- 0	133	190	130	131	11	11
TOTALS		RPI 1-25	RPI 26-50	W-L RECORDS	RPI 51-100	RPI 100+				
15- 15		0- 1	0- 2	OVERALL	2- 4	13- 8				
9- 5		0- 1	0- 1	HOME	2- 2	7- 1				
5- 7		0- 0	0- 0	AWAY	0- 2	5- 5				
1- 3		0- 0	0- 1	NEUTRAL	0- 0	1- 2				
7- 6		0- 1	0- 2	NON-CONFERENCE	1- 0	6- 3				
4- 2		0- 1	0- 1	HOME	1- 0	3- 0				
2- 2		0- 0	0- 0	AWAY	0- 0	2- 2				
1- 2		0- 0	0- 1	NEUTRAL	0- 0	1- 1				
8- 9		0- 0	0- 0	CONFERENCE	1- 4	7- 5				
5- 3		0- 0	0- 0	HOME	1- 2	4- 1				
3- 5		0- 0	0- 0	AWAY	0- 2	3- 3				
0- 1		0- 0	0- 0	NEUTRAL	0- 0	0- 1				

RPI 1-25		RPI 26-50		RPI 51-100		RPI 101+		Team's RPI: 163			
RPI	S Opponent	Score	RPI	S Opponent	Score	RPI	S Opponent	Score			
7	H Maryland	49 68	37	N West Virginia	54 76	73	H Tulane	64 67	101	A UAB	75 69
			49	H Virginia	58 75	84	H Robert Morris	72 64	101	H UAB	55 62
						91	A Rice	79 83	108	A SMU	48 65
						94	H UTEP	57 64	110	A Ohio	71 74
						98	A East Caro.	51 73	123	A Richmond	67 66
						98	H East Caro.	69 59	155	A Tul sa	58 74
									165	H Houston	57 41
									165	N Houston	58 71
									168	N Drake	59 58
									193	A Southern Mi ss.	44 82
									193	H Southern Mi ss.	96 83
									204	H Morehead St.	65 62
									209	N Monmouth	54 65
									244	A Niagara	70 80
									263	A Navy	74 47
									272	A UCF	64 46
									272	H UCF	62 58
									282	H Wright St.	62 54
									291	A Memphis	69 50
									291	H Memphis	73 60
									325	H Southern U.	61 50

LAST 10 Division I GAMES:			
165	N Houston	58	71
193	A Southern Mi ss.	44	82
272	A UCF	64	46
94	H UTEP	57	64
73	H Tulane	64	67
108	A SMU	48	65
155	A Tul sa	58	74
101	H UAB	55	62
291	H Memphis	73	60
98	H East Caro.	69	59

Non-Div I Games:

Marshall

Loss, Non-Conf, S Site, H Home A Away N Neutral

Massachusetts				Through Games Of 2007 Final							
Average RPI Win:	208	WON-LOST RECORD	WINNING PCT. RANK	LAST 10 GAMES	STRENGTH OF SCHEDULE	OPP. STRENGTH OF SCHEDULE	TEAM RPI	ADJ. RPI	CONF. RPI	ADJ CONF. RPI	
DIV. I ONLY	17- 13	125	6- 4	181	125	136	133	10	10		
DIV. I NON-CONF.	10- 5	75	0- 0	179	181	109	108	8	8		
<hr/>											
TOTALS	RPI 1-25	RPI 26-50	W-L RECORDS	RPI 51-100	RPI 100+						
17- 13	0- 1	0- 4	OVERALL	1- 3	16- 5						
8- 4	0- 0	0- 3	HOME	0- 1	8- 0						
7- 7	0- 1	0- 1	AWAY	1- 2	6- 3						
2- 2	0- 0	0- 0	NEUTRAL	0- 0	2- 2						
10- 5	0- 0	0- 2	NON-CONFERENCE	1- 1	9- 2						
4- 1	0- 0	0- 1	HOME	0- 0	4- 0						
4- 3	0- 0	0- 1	AWAY	1- 1	3- 1						
2- 1	0- 0	0- 0	NEUTRAL	0- 0	2- 1						
7- 8	0- 1	0- 2	CONFERENCE	0- 2	7- 3						
4- 3	0- 0	0- 2	HOME	0- 1	4- 0						
3- 4	0- 1	0- 0	AWAY	0- 1	3- 2						
0- 1	0- 0	0- 0	NEUTRAL	0- 0	0- 1						
<hr/>											
RPI 1-25		RPI 26-50		RPI 51-100		RPI 101+		Team's RPI: 133			
RPI S	Opponent	Score	RPI S	Opponent	Score	RPI S	Opponent	Score			
15	A George Washington	48 61	28	H Xavier	67 75	54	A Hartford	45 68	104	N Boston College	64 70
			30	H Temple	59 63	66	A Seton Hall	70 61	111	H Eastern Mich.	83 80
			34	H Delaware	62 63	80	A St. Joseph's	65 72	123	A Richmond	40 46
			38	A South Fla.	61 86	100	H Charlotte	60 67	127	N Stephen F. Austin	71 63
									138	H La Salle	49 47
									151	A Vermont	60 48
									175	A St. Bonaventure	53 49
									175	N St. Bonaventure	60 63
									186	H St. Louis	67 47
									212	A Dayton	66 58
									223	A Holy Cross	77 46
									235	A Buffalo	72 67
									238	A Yale	60 70
									246	A Rhode Island	69 71
									246	H Rhode Island	79 49
									256	H Duquesne	70 57
									257	H Northeastern	58 50
									263	N Navy	62 41
									275	A Fordham	53 51
									284	H New Hampshire	60 38
									331	H Wagner	73 58
<hr/>											
LAST 10 Division I GAMES:											
			175	N St. Bonaventure	60 63	246	H Rhode Island	79 49			
			275	A Fordham	53 51	175	A St. Bonaventure	53 49			
			212	A Dayton	66 58	80	A St. Joseph's	65 72			
			28	H Xavier	67 75	100	H Charlotte	60 67			
			256	H Duquesne	70 57	186	H St. Louis	67 47			

Non-Div I Games:

Massachusetts

Loss,
Non-Conf, S Site,
H Home
A Away
N Neutral

Average RPI Win:	250	WON-LOST	WINNING	LAST 10	STRENGTH OF	OPP. STRENGTH	TEAM	ADJ.	CONF.	ADJ CONF.
Average RPI Loss:	231	RECORD	PCT. RANK	GAMES	SCHEDULE	OF SCHEDULE	RPI	RPI	RPI	RPI
DIV. I ONLY	3- 23	329	2- 8	322	314	334	334	28	28	
DIV. I NON-CONF.	1- 11	327	0- 1	290	282	332	333	27	27	

TOTALS	RPI 1-25	RPI 26-50	W-L RECORDS	RPI 51-100	RPI 100+
3- 23	0- 2	0- 0	OVERALL	0- 1	3- 20
3- 8	0- 0	0- 0	HOME	0- 0	3- 8
0- 15	0- 2	0- 0	AWAY	0- 1	0- 12
0- 0	0- 0	0- 0	NEUTRAL	0- 0	0- 0
1- 11	0- 2	0- 0	NON-CONFERENCE	0- 0	1- 9
1- 3	0- 0	0- 0	HOME	0- 0	1- 3
0- 8	0- 2	0- 0	AWAY	0- 0	0- 6
0- 0	0- 0	0- 0	NEUTRAL	0- 0	0- 0
2- 12	0- 0	0- 0	CONFERENCE	0- 1	2- 11
2- 5	0- 0	0- 0	HOME	0- 0	2- 5
0- 7	0- 0	0- 0	AWAY	0- 1	0- 6
0- 0	0- 0	0- 0	NEUTRAL	0- 0	0- 0

RPI S	RPI 1-25	Score	RPI S	RPI 26-50	Score	RPI S	RPI 51-100	Score	RPI S	RPI 101+	Team's RPI: 334	Score
10	A LSU	28 83				64	A Texas-Arlington	45 64	112	A Alabama	55 84	
24	A Texas A&M	26 109							127	A Stephen F. Austin	63 76	
									182	H La. -Monroe	53 71	
									192	H Jackson St.	64 60	
									195	A UTSA	46 87	
									196	H A&M-Corpus Christi	54 66	
									205	H Texas St.	45 69	
									262	H Tex. -Pan American	37 67	
									265	A New Orleans	65 70	
									274	A Southeastern La.	62 69	
									274	H Southeastern La.	67 53	
									277	A Central Ark.	73 85	
									277	H Central Ark.	56 66	
									285	A Lamar	60 71	
									285	H Lamar	60 59	
									312	A Grambling	59 71	
									315	A Nicholls St.	54 56	
									315	H Nicholls St.	66 68	
									317	A Northwestern St.	68 72	
									317	H Northwestern St.	58 82	
									319	H Sam Houston St.	57 74	
									330	A Texas Southern	51 53	
									333	A Centenary (La.)	59 75	
LAST 10 Division I GAMES:												
315	H Nicholls St.	66 68	317	A Northwestern St.	68 72							
274	H Southeastern La.	67 53	64	A Texas-Arlington	45 64							
285	H Lamar	60 59	205	H Texas St.	45 69							
195	A UTSA	46 87	315	A Nicholls St.	54 56							
277	H Central Ark.	56 66	274	A Southeastern La.	62 69							

Non-Div I Games: Louisiana Col. 57 **61** Belhaven 71 59 Mobile 49 **65** McNeese St.

Loss, **Non-Conf**, **S Site**, **H Home** **A Away** **N Neutral**

Through Games Of 2007 Final																			
Average RPI Win: 271		WON-LOST RECORD		WINNING PCT. RANK		LAST 10 GAMES		STRENGTH OF SCHEDULE		OPP. STRENGTH OF SCHEDULE		TEAM RPI		ADJ. RPI		CONF. RPI		ADJ. CONF. RPI	
Average RPI Loss: 194																			
DIV. I ONLY		11- 20		239		3- 7		284		303		283		286		26		26	
DIV. I NON-CONF.		4- 8		241		0- 0		239		265		260		259		29		29	
TOTALS		RPI 1-25		RPI 26-50		W-L RECORDS		RPI 51-100		RPI 100+									
11- 20		0- 0		0- 2		OVERALL		0- 3		11- 15									
7- 6		0- 0		0- 1		HOME		0- 1		7- 4									
4- 11		0- 0		0- 1		AWAY		0- 1		4- 9									
0- 3		0- 0		0- 0		NEUTRAL		0- 1		0- 2									
4- 8		0- 0		0- 2		NON-CONFERENCE		0- 1		4- 5									
2- 1		0- 0		0- 1		HOME		0- 0		2- 0									
2- 5		0- 0		0- 1		AWAY		0- 0		2- 4									
0- 2		0- 0		0- 0		NEUTRAL		0- 1		0- 1									
7- 12		0- 0		0- 0		CONFERENCE		0- 2		7- 10									
5- 5		0- 0		0- 0		HOME		0- 1		5- 4									
2- 6		0- 0		0- 0		AWAY		0- 1		2- 5									
0- 1		0- 0		0- 0		NEUTRAL		0- 0		0- 1									
RPI 1-25		Score		RPI 26-50		Score		RPI 51-100		Score		RPI 101+		Team's RPI: 286		Score			
RPI S Opponent				RPI S Opponent				RPI S Opponent				RPI S Opponent							
39 A Texas		55 78		62 N La.-Lafayette		36 68		157 A Delaware St.		51 65									
46 H Auburn		31 70		77 A Coppin St.		51 68		157 H Delaware St.		45 32									
								77 H Coppin St.		47 77		167 A Western Mich.		62 66					
												180 A Hampton		41 76					
												184 A N. C. A&T		59 74					
												184 H N. C. A&T		65 60					
												205 N Texas St.		33 51					
												211 A Morgan St.		49 65					
												211 H Morgan St.		60 62					
												213 A Cani si us		44 48					
												239 H St. Francis (N. Y.)		65 62					
												244 A Ni agara		54 70					
												264 A Howard		56 72					
												264 H Howard		65 54					
												266 A Fl ori da A&M		63 62					
												266 H Fl ori da A&M		58 70					
												281 A St. Francis (Pa.)		59 63					
												289 A Longwood		59 52					
												303 A Wi nston-Sal em		62 49					
												303 H Wi nston-Sal em		54 48					
												320 A South Carolina St.		62 53					
												320 H South Carolina St.		72 63					

Md. -East. Shore

Loss, Non-Conf, S Site, H Home A Away N Neutral

Average RPI Win:		282	WON-LOST		WINNING		LAST 10		STRENGTH OF		OPP. STRENGTH		TEAM		ADJ.		CONF.		ADJ. CONF.		
Average RPI Loss:		142	RECORD		PCT. RANK		GAMES		SCHEDULE		OF SCHEDULE		RPI		RPI		RPI		RPI		
DIV. I ONLY		4- 27	328		1- 9				153		174		292		291		13		13		
DIV. I NON-CONF.		3- 11	288		0- 0				176		246		269		275		11		11		
TOTALS		RPI 1-25	RPI 26-50		W-L RECORDS		RPI 51-100		RPI 100+												
4- 27		0- 1	0- 1		OVERALL		0- 8		4- 17												
4- 12		0- 0	0- 0		HOME		0- 3		4- 9												
0- 11		0- 1	0- 1		AWAY		0- 3		0- 6												
0- 4		0- 0	0- 0		NEUTRAL		0- 2		0- 2												
3- 11		0- 1	0- 1		NON-CONFERENCE		0- 2		3- 7												
3- 5		0- 0	0- 0		HOME		0- 1		3- 4												
0- 3		0- 1	0- 1		AWAY		0- 0		0- 1												
0- 3		0- 0	0- 0		NEUTRAL		0- 1		0- 2												
1- 16		0- 0	0- 0		CONFERENCE		0- 6		1- 10												
1- 7		0- 0	0- 0		HOME		0- 2		1- 5												
0- 8		0- 0	0- 0		AWAY		0- 3		0- 5												
0- 1		0- 0	0- 0		NEUTRAL		0- 1		0- 0												
RPI 1-25		RPI 26-50		RPI 51-100		RPI 101+		Team's RPI: 291													
RPI S	Opponent	Score	RPI S	Opponent	Score	RPI S	Opponent	Score	RPI S	Opponent	Score										
9	A Georgi a	46 95	33	A Loui svi l l e	64 102	72	N Kentucky	51 86	101	A UAB	77 84										
						73	H Tul ane	61 77	101	H UAB	59 75										
						82	H Arkansas	54 70	108	H SMU	65 97										
						91	A Ri ce	46 79	155	H Tul sa	71 87										
						94	A UTEP	58 80	163	A Marshal l	60 73										
						94	N UTEP	75 84	163	H Marshal l	50 69										
						98	A East Caro.	57 79	165	A Houston	73 86										
						98	H East Caro.	57 69	182	H La. -Monroe	50 69										
									191	H Creigh ton	79 89										
									193	A Southern Mi ss.	55 76										
									193	H Southern Mi ss.	59 85										
									195	A UTSA	73 85										
									200	H Samford	54 62										
									203	H Tenn. -Martin	60 69										
									212	N Dayton	71 96										
									272	A UCF	62 77										
									272	H UCF	80 73										
									274	H Southeastern La.	60 45										
									277	H Central Ark.	90 86										
									293	N Wi nthrop	60 83										
									306	H Li pscomb	57 55										
LAST 10 Div												sion I GAMES:									
						94	N UTEP	75 84	94	A UTEP	58 80										
						91	A Ri ce	46 79	73	H Tul ane	61 77										
						165	A Houston	73 86	98	A East Caro.	57 79										
						272	H UCF	80 73	163	A Marshal l	60 73										
						193	H Southern Mi ss.	59 85	101	A UAB	77 84										

Non-Div I Games:

Memphis

Loss,
Non-Conf, S Site,
H Home
A Away
N Neutral

M
e
r
c
e
r

Non-Div I Games:

Average RPI Win: 173		WON-LOST RECORD		WINNING PCT. RANK		LAST 10 GAMES		STRENGTH OF SCHEDULE		OPP. STRENGTH OF SCHEDULE		TEAM RPI		ADJ. RPI		CONF. RPI		ADJ CONF. RPI	
DIV. I ONLY		11- 19		233		1- 9		59		58		142		143		3		3	
DIV. I NON-CONF.		9- 6		109		0- 0		152		167		121		122		3		3	
TOTALS		RPI 1-25		RPI 26-50		W-L RECORDS		RPI 51-100		RPI 100+									
11- 19		0- 4		0- 5		OVERALL		2- 4		9- 6									
9- 6		0- 2		0- 2		HOME		2- 1		7- 1									
2- 12		0- 2		0- 3		AWAY		0- 2		2- 5									
0- 1		0- 0		0- 0		NEUTRAL		0- 1		0- 0									
9- 6		0- 0		0- 2		NON-CONFERENCE		2- 0		7- 4									
7- 1		0- 0		0- 1		HOME		2- 0		5- 0									
2- 5		0- 0		0- 1		AWAY		0- 0		2- 4									
0- 0		0- 0		0- 0		NEUTRAL		0- 0		0- 0									
2- 13		0- 4		0- 3		CONFERENCE		0- 4		2- 2									
2- 5		0- 2		0- 1		HOME		0- 1		2- 1									
0- 7		0- 2		0- 2		AWAY		0- 2		0- 1									
0- 1		0- 0		0- 0		NEUTRAL		0- 1		0- 0									
RPI 1-25		RPI 26-50		RPI 51-100		RPI 101+		Team's RPI: 143											
RPI S	Opponent	Score	RPI S	Opponent	Score	RPI S	Opponent	Score	RPI S	Opponent	Score								
2	A Duke	42 72	27	A Missi ssi ppi	64 82	52	A Georgi a Tech	37 52	104	A Boston Colle ge	65 78								
4	A North Carolina	70 93	32	A Flori da St.	62 71	52	H Georgi a Tech	45 66	104	H Boston Colle ge	83 68								
7	H Maryl and	53 111	32	H Flori da St.	68 75	52	N Georgi a Tech	52 66	129	A Flori da Int'l	78 83								
21	H North Carolina St.	53 77	46	H Auburn	61 79	55	H Indi ana	79 70	135	H Cl emson	69 79								
			49	A Vi rgi ni a	60 73	56	A Vi rgi ni a Tech	71 78	161	A Mi chi gan	55 60								
						77	H Coppin St.	60 54	165	A Houston	73 82								
									176	A Santa Clara	85 83								
									178	H Georgi a St.	68 60								
									181	H Wake Forest	77 51								
									189	A St. Mary' s (Cal .)	68 69								
									192	H Jackson St.	77 50								
									205	H Texas St.	92 67								
									207	A San Franci sco	69 59								
									216	H Wi s. -Mi l waukee	78 71								
									315	H Ni chol l s St.	85 42								
LAST 10 Divi sion I GAMES:																			
52	N Georgi a Tech	52 66	181	H Wake Forest	77 51														
21	H North Carolina St.	53 77	49	A Vi rgi ni a	60 73														
4	A North Carolina	70 93	32	H Fl ori da St.	68 75														
52	H Georgi a Tech	45 66	135	H Cl emson	69 79														
104	A Boston Colle ge	65 78	56	A Vi rgi ni a Tech	71 78														

Non-Div I Games:

Miami (Fla.)

Loss, Non-Conf, S Site, H Home A Away N Neutral

Miami (Fla.)

Miami (Fla.)

Average RPI Win: 227		WON-LOST	WINNING	LAST 10	STRENGTH OF	OPP. STRENGTH	TEAM	ADJ.	CONF.	ADJ CONF.
Average RPI Loss: 107		RECORD	PCT. RANK	GAMES	SCHEDULE	OF SCHEDULE	RPI	RPI	RPI	RPI
DIV. I ONLY		12- 18	219	2- 8	125	167	188	183	11	11
DIV. I NON-CONF.		6- 7	171	0- 0	164	226	172	168	13	13
TOTALS		RPI 1-25	RPI 26-50	W-L RECORDS	RPI 51-100	RPI 100+				
12- 18	0- 2	0- 2	OVERALL	0- 3	12- 11					
7- 5	0- 1	0- 0	HOME	0- 1	7- 3					
4- 11	0- 1	0- 2	AWAY	0- 2	4- 6					
1- 2	0- 0	0- 0	NEUTRAL	0- 0	1- 2					
6- 7	0- 0	0- 1	NON-CONFERENCE	0- 3	6- 3					
2- 2	0- 0	0- 0	HOME	0- 1	2- 1					
3- 4	0- 0	0- 1	AWAY	0- 2	3- 1					
1- 1	0- 0	0- 0	NEUTRAL	0- 0	1- 1					
6- 11	0- 2	0- 1	CONFERENCE	0- 0	6- 8					
5- 3	0- 1	0- 0	HOME	0- 0	5- 2					
1- 7	0- 1	0- 1	AWAY	0- 0	1- 5					
0- 1	0- 0	0- 0	NEUTRAL	0- 0	0- 1					
RPI 1-25		RPI 26-50		RPI 51-100		RPI 101+		Team's RPI: 183		
RPI S	Opponent	Score	RPI S	Opponent	Score	RPI S	Opponent	Score		
20	A Bowling Green	62 92	30	A Temple	70 88	73	H Tulane	67 82	110	A Ohio 74 87
20	H Bowling Green	56 64	50	A Ball St.	62 90	84	A Robert Morris	89 90	110	H Ohio 83 74
						85	A Illinois St.	73 89	111	H Eastern Mich. 56 74
									114	A Kent St. 76 83
									114	H Kent St. 76 86
									115	A Northern Ill. 70 82
									117	N UNI 66 73
									138	A La Salle 60 64
									158	H Northwestern 51 80
									161	H Michigan 84 74
									167	A Western Mich. 68 90
									167	N Western Mich. 58 74
									185	H Toledo 87 77
									186	N St. Louis 85 83
									225	H Central Mich. 79 70
									235	A Buffalo 72 59
									235	H Buffalo 71 68
									248	A IUPUI 87 79
									250	A Akron 75 77
									250	H Akron 79 73
									282	A Wright St. 90 63
									304	A Cleveland St. 86 84
									305	H Youngstown St. 69 51
LAST 10 Division I GAMES:										
167 N Western Mich. 58 74			235 H Buffalo 71 68							
20 A Bowling Green 62 92			167 A Western Mich. 68 90							
114 H Kent St. 76 86			111 H Eastern Mich. 56 74							
250 A Akron 75 77			115 A Northern Ill. 70 82							
110 A Ohio 74 87			225 H Central Mich. 79 70							

Non-Div I Games:

Miami (Ohio)

Loss, Non-Conf, S Site, H Home A Away N Neutral

Miami (Ohio)

Miami (Ohio)

Average RPI Win: 172				WON-LOST RECORD		WINNING PCT. RANK		LAST 10 GAMES		STRENGTH OF SCHEDULE		OPP. STRENGTH OF SCHEDULE		TEAM RPI		ADJ. RPI		CONF. RPI		ADJ. CONF. RPI	
DIV. I ONLY				10- 20		247		2- 8		78		27		157		161		4		4	
DIV. I NON-CONF.				7- 6		133		0- 0		159		80		132		137		2		2	
TOTALS				RPI 1-25		RPI 26-50		W-L RECORDS		RPI 51-100		RPI 100+									
10- 20				0- 5		0- 3		OVERALL		2- 9		8- 3									
7- 9				0- 4		0- 2		HOME		2- 2		5- 1									
3- 10				0- 1		0- 1		AWAY		0- 6		3- 2									
0- 1				0- 0		0- 0		NEUTRAL		0- 1		0- 0									
7- 6				0- 1		0- 3		NON-CONFERENCE		0- 0		7- 2									
4- 4				0- 1		0- 2		HOME		0- 0		4- 1									
3- 2				0- 0		0- 1		AWAY		0- 0		3- 1									
0- 0				0- 0		0- 0		NEUTRAL		0- 0		0- 0									
3- 14				0- 4		0- 0		CONFERENCE		2- 9		1- 1									
3- 5				0- 3		0- 0		HOME		2- 2		1- 0									
0- 8				0- 1		0- 0		AWAY		0- 6		0- 1									
0- 1				0- 0		0- 0		NEUTRAL		0- 1		0- 0									
RPI 1-25				RPI 26-50		RPI 51-100		RPI 101+		Team's RPI: 161											
RPI	S	Opponent	Score		RPI	S	Opponent	Score		RPI	S	Opponent	Score		RPI	S	Opponent	Score			
2	H	Duke	47	92	29	H	Notre Dame	58	61	55	A	Indiana	58	71	143	H	Miami (Fla.)	60	55		
6	A	Purdue	35	79	40	A	Nebraska	47	87	55	H	Indiana	65	63	154	A	UNLV	68	58		
6	H	Purdue	54	59	50	H	Ball St.	58	62	59	A	Wisconsin	60	73	158	A	Northwestern	54	63		
12	H	Ohio St.	58	72						59	H	Wisconsin	59	62	158	H	Northwestern	61	49		
19	H	Michigan St.	48	66						59	N	Wisconsin	59	81	175	H	St. Bonaventure	50	56		
										68	A	Minnesota	53	66	183	A	Miami (Ohio)	74	84		
										70	A	Penn St.	51	65	185	A	Tolledo	44	41		
										70	H	Penn St.	55	41	190	H	Dartmouth	67	65		
										78	A	Illinois	44	65	225	A	Central Mich.	52	47		
										78	H	Illinois	51	70	247	H	Ark. -Pine Bluff	80	50		
										81	A	Iowa	49	66	296	H	Detroit	86	35		
								LAST 10 Division I GAMES:													
								59 N Wisconsin		59		81		81 A Iowa		49		66			
								12 H Ohio St.		58		72		158 H Northwestern		61		49			
								68 A Minnesota		53		66		78 A Illinois		44		65			
								158 A Northwestern		54		63		55 H Indiana		65		63			
								6 H Purdue		54		59		59 A Wisconsin		60		73			

Mi chi gan

■ Loss, ■ Non-Conf, S Site, H Home A Away N Neutral

Average RPI Win: 95		WON-LOST RECORD		WINNING PCT. RANK		LAST 10 GAMES		STRENGTH OF SCHEDULE		OPP. STRENGTH OF SCHEDULE		TEAM RPI		ADJ. RPI		CONF. RPI		ADJ CONF. RPI	
DIV. I ONLY		24- 9		43		7- 3		15		5		19		19		4		4	
DIV. I NON-CONF.		10- 5		75		1- 1		10		15		20		20		2		2	
TOTALS		RPI 1-25		RPI 26-50		W-L RECORDS		RPI 51-100		RPI 100+									
24- 9		2- 6		2- 1		OVERALL		11- 2		9- 0									
14- 4		0- 3		2- 1		HOME		8- 0		4- 0									
9- 4		2- 2		0- 0		AWAY		2- 2		5- 0									
1- 1		0- 1		0- 0		NEUTRAL		1- 0		0- 0									
10- 5		0- 4		2- 1		NON-CONFERENCE		2- 0		6- 0									
7- 3		0- 2		2- 1		HOME		2- 0		3- 0									
3- 2		0- 2		0- 0		AWAY		0- 0		3- 0									
0- 0		0- 0		0- 0		NEUTRAL		0- 0		0- 0									
14- 4		2- 2		0- 0		CONFERENCE		9- 2		3- 0									
7- 1		0- 1		0- 0		HOME		6- 0		1- 0									
6- 2		2- 0		0- 0		AWAY		2- 2		2- 0									
1- 1		0- 1		0- 0		NEUTRAL		1- 0		0- 0									
RPI 1-25		Team's RPI: 19		RPI 26-50		RPI 51-100		RPI 101+											
RPI	S	Opponent	Score	RPI	S	Opponent	Score	RPI	S	Opponent	Score	RPI	S	Opponent	Score				
5	A	Rutgers	57 63	34	H	Del aware	69 58	54	H	Hartford	58 45	109	A	UC Santa Barb.	69 45				
5	H	Rutgers	57 70	38	H	South Fla.	79 71	55	A	Indiana	64 56	113	H	Indiana St.	85 66				
6	A	Purdue	54 52	48	H	Hofstra	53 57	55	H	Indiana	74 49	130	H	Bucknel I	68 51				
6	H	Purdue	60 70					59	H	Wi sconsi n	56 46	158	A	Northwestern	55 48				
6	N	Purdue	61 64					64	H	Texas-Arl ington	65 49	158	H	Northwestern	68 63				
7	A	Maryl and	57 97					68	H	Mi nnesota	57 50	161	A	Mi chi gan	66 48				
10	H	LSU	50 65					68	N	Mi nnesota	77 68	165	A	Houston	68 55				
12	A	Ohi o St.	62 59					70	A	Penn St.	58 69	214	A	Cal St. Northrid ge	73 69				
								70	H	Penn St.	76 49	246	H	Rhode Isl and	67 40				
								78	A	Ill i noi s	46 56								
								78	H	Ill i noi s	80 70								
								81	A	Iowa	83 63								
								81	H	Iowa	67 57								
LAST 10 Div																si on I GAMES:			
				5	H	Rutgers	57 70					78	A	Ill i noi s	46 56				
				34	H	Del aware	69 58					12	A	Ohi o St.	62 59				
				6	N	Purdue	61 64					158	H	Northwestern	68 63				
				68	N	Mi nnesota	77 68					6	A	Purdue	54 52				
				68	H	Mi nnesota	57 50					158	A	Northwestern	55 48				

Non-Div I Games:

Michigan St.

Michigan St.

Michigan St.

Average RPI Win:		123	WON-LOST		WINNING		LAST 10		STRENGTH OF		OPP. STRENGTH		TEAM		ADJ.		CONF.		ADJ CONF.		
Average RPI Loss:		35	RECORD		PCT. RANK		GAMES		SCHEDULE		OF SCHEDULE		RPI		RPI		RPI		RPI		
DIV. I ONLY		24- 11		63		6- 4		39		7		27		27		1		1			
DIV. I NON-CONF.		14- 4		40		3- 0		111		37		39		39		1		1			
TOTALS		RPI 1-25		RPI 26-50		W-L RECORDS		RPI 51-100		RPI 100+											
24- 11		4- 6		1- 1		OVERALL		7- 4		12- 0											
12- 3		2- 0		0- 1		HOME		3- 2		7- 0											
6- 4		0- 3		1- 0		AWAY		3- 1		2- 0											
6- 4		2- 3		0- 0		NEUTRAL		1- 1		3- 0											
14- 4		2- 2		0- 0		NON-CONFERENCE		3- 2		9- 0											
8- 0		0- 0		0- 0		HOME		2- 0		6- 0											
1- 2		0- 1		0- 0		AWAY		0- 1		1- 0											
5- 2		2- 1		0- 0		NEUTRAL		1- 1		2- 0											
10- 7		2- 4		1- 1		CONFERENCE		4- 2		3- 0											
4- 3		2- 0		0- 1		HOME		1- 2		1- 0											
5- 2		0- 2		1- 0		AWAY		3- 0		1- 0											
1- 2		0- 2		0- 0		NEUTRAL		0- 0		1- 0											
RPI S Opponent		RPI 1-25		RPI S Opponent		RPI 26-50		Team's RPI: 27		RPI S Opponent		RPI 51-100		RPI S Opponent		RPI 101+		Score			
1	A	Tennessee	69	81	46	A	Auburn	74	66	57	H	South Carolina	76	57	101	A	UAB	99	85		
1	N	Tennessee	62	98	46	H	Auburn	56	64	61	N	TCU	88	74	112	H	Al abama	84	43		
5	A	Rutgers	84	89						64	N	Texas-Arlington	55	66	112	N	Al abama	78	49		
7	N	Maryl and	79	110						70	H	Penn St.	65	48	116	A	Fl ori da	72	64		
7	N	Maryl and	89	78						72	A	Kentucky	67	65	143	H	Mi ami (Fl a.)	82	64		
8	N	Okl ahoma	90	82						72	H	Kentucky	61	69	158	N	Northwestern	61	58		
9	A	Georgi a	60	69						78	H	Ill i nois	75	50	246	H	Rhode Isl and	94	49		
10	H	LSU	77	74						82	A	Arkansas	90	87	247	H	Ark. -Pi ne Bl uff	79	46		
10	N	LSU	46	52						82	A	Mi ssi ssi ppi St.	86	84	274	H	Southeastern La.	92	46		
11	H	Vanderbi l t	76	66						82	H	Mi ssi ssi ppi St.	71	73	275	N	Fordham	99	43		
										91	A	Ri ce	91	92	277	H	Central Ark.	104	63		
															315	H	Ni chol l s St.	87	50		
LAST 10 Di v si on I GAMES:																					
1	N	Tennessee	62	98	112	N	Al abama	78	49												
8	N	Okl ahoma	90	82	46	H	Auburn	56	64												
7	N	Maryl and	89	78	82	A	Mi ssi ssi ppi St.	86	84												
61	N	TCU	88	74	1	A	Tennessee	69	81												
10	N	LSU	46	52	112	H	Al abama	84	43												

Non-Div I Games:

Mississippi

Loss,
Non-Conf, S Site,
H Home
A Away
N Neutral

Average RPI Win:		170	WON-LOST		WINNING	LAST 10	STRENGTH OF		OPP. STRENGTH	TEAM	ADJ.	CONF.	ADJ CONF.		
Average RPI Loss:		60	RECORD		PCT. RANK	GAMES	SCHEDULE		OF SCHEDULE	RPI	RPI	RPI	RPI		
DIV. I ONLY		18- 14	132		4- 6		62		70		81	82	1	1	
DIV. I NON-CONF.		11- 6	89		2- 1		141		269		105	106	1	1	
TOTALS		RPI 1-25	RPI 26-50		W-L RECORDS		RPI 51-100		RPI 100+						
18- 14		0- 5	2- 3		OVERALL		6- 2		10- 4						
9- 8		0- 3	1- 2		HOME		3- 1		5- 2						
7- 5		0- 2	1- 1		AWAY		3- 1		3- 1						
2- 1		0- 0	0- 0		NEUTRAL		0- 0		2- 1						
11- 6		0- 1	1- 1		NON-CONFERENCE		2- 1		8- 3						
7- 3		0- 0	1- 0		HOME		1- 1		5- 2						
2- 3		0- 1	0- 1		AWAY		1- 0		1- 1						
2- 0		0- 0	0- 0		NEUTRAL		0- 0		2- 0						
7- 8		0- 4	1- 2		CONFERENCE		4- 1		2- 1						
2- 5		0- 3	0- 2		HOME		2- 0		0- 0						
5- 2		0- 1	1- 0		AWAY		2- 1		2- 0						
0- 1		0- 0	0- 0		NEUTRAL		0- 0		0- 1						
RPI 1-25		RPI 26-50		RPI 51-100		Team's RPI: 82		RPI 101+							
RPI S	Opponent	Score	RPI S	Opponent	Score	RPI S	Opponent	Score	RPI S	Opponent	Score				
1	A Tennessee	44 73	27	A Mi ssi ssi ppi	73 71	52	A Georgi a Tech	62 56	101	H UAB	70 76				
6	A Purdue	49 75	27	H Mi ssi ssi ppi	84 86	57	A South Carol i na	66 72	112	A Al abama	89 70				
9	H Georgi a	61 74	31	A Western Ky.	53 56	57	H South Carol i na	87 73	116	A Fl ori da	79 74				
10	H LSU	50 77	32	H Fl ori da St.	65 60	72	A Kentucky	83 75	116	N Fl ori da	63 69				
11	H Vanderbi l t	64 84	46	H Auburn	57 63	73	H Tul ane	79 73	128	H Loui si ana Tech	54 60				
						82	A Arkansas	81 73	193	A Southern Mi ss.	47 57				
						82	H Arkansas	80 75	210	H Troy	74 43				
						99	H Bel mont	60 67	265	N New Or leans	61 54				
												274	H Southeastern La.	69 62	
												312	H Grambl ing	72 63	
												318	N Tennessee St.	71 45	
												321	H Savannah St.	92 64	
												327	A Mercer	50 37	
												329	H Mi ssi ssi ppi Val .	80 51	

Non-Div I Games:

Mississippi St.

Loss, Non-Conf, S Site, H Home A Away N Neutral

Mississippi St.

Mississippi St.

Average RPI Win: 324		WON-LOST RECORD		WINNING PCT. RANK		LAST 10 GAMES		STRENGTH OF SCHEDULE		OPP. STRENGTH OF SCHEDULE		TEAM RPI		ADJ. RPI		CONF. RPI		ADJ CONF. RPI		
DIV. I ONLY		5- 20		309		2- 8		317		332		329		329		32		32		
DIV. I NON-CONF.		1- 5		301		0- 0		254		151		310		309		32		32		
TOTALS		RPI 1-25		RPI 26-50		W-L RECORDS		RPI 51-100				RPI 100+								
5- 20		0- 0		0- 0		OVERALL		0- 3				5- 17								
2- 7		0- 0		0- 0		HOME		0- 0				2- 7								
2- 11		0- 0		0- 0		AWAY		0- 3				2- 8								
1- 2		0- 0		0- 0		NEUTRAL		0- 0				1- 2								
1- 5		0- 0		0- 0		NON-CONFERENCE		0- 3				1- 2								
0- 0		0- 0		0- 0		HOME		0- 0				0- 0								
0- 4		0- 0		0- 0		AWAY		0- 3				0- 1								
1- 1		0- 0		0- 0		NEUTRAL		0- 0				1- 1								
4- 15		0- 0		0- 0		CONFERENCE		0- 0				4- 15								
2- 7		0- 0		0- 0		HOME		0- 0				2- 7								
2- 7		0- 0		0- 0		AWAY		0- 0				2- 7								
0- 1		0- 0		0- 0		NEUTRAL		0- 0				0- 1								
RPI 1-25		RPI 26-50		RPI 51-100		RPI 101+		Team's RPI: 329												
RPI S	Opponent	Score	RPI S	Opponent	Score	RPI S	Opponent	Score	RPI S	Opponent	Score	RPI S	Opponent	Score	RPI S	Opponent	Score	RPI S	Opponent	Score
						71	A Kansas St.	18 77	178	A Georgi a St.	58 82									
						72	A Kentucky	37 84	192	A Jackson St.	49 50									
						82	A Mi ssi ssi ppi St.	51 80	192	H Jackson St.	45 52									
									192	N Jackson St.	52 68									
									197	A Prai rie View	60 77									
									197	H Prai rie View	62 75									
									237	A Al abama A&M	59 70									
									237	H Al abama A&M	41 58									
									247	A Ark. -Pi ne Bl uff	60 67									
									247	H Ark. -Pi ne Bl uff	74 81									
									255	A Al corn St.	69 74									
									255	H Al corn St.	44 51									
									294	A Al abama St.	60 72									
									294	H Al abama St.	63 70									
									307	N Idaho	72 76									
									311	N Bi rmi ngham-So.	65 63									
									312	A Grambl ing	71 78									
									312	H Grambl ing	59 66									
									325	A Southern U.	80 69									
									325	H Southern U.	61 58									
									330	A Texas Southern	73 57									
									330	H Texas Southern	60 52									
LAST 10 Division I GAMES:																				
						192	N Jackson St.	52 68	197	A Prai rie View	60 77									
						247	H Ark. -Pi ne Bl uff	74 81	325	H Southern U.	61 58									
						312	H Grambl ing	59 66	255	H Al corn St.	44 51									
						192	H Jackson St.	45 52	294	A Al abama St.	60 72									
						330	A Texas Southern	73 57	237	A Al abama A&M	59 70									

Non-Div I Games: Stillman

67 57

Tuskegee

44

59

Tougaloo

66 62

Mississippi Val.

Loss,
Non-Conf,S Site,
H Home
A Away
N Neutral

Team Season Totals					Through Games Of 2007 Final						
Average RPI Win:	RPI Loss:	WON-LOST RECORD	WINNING PCT. RANK	LAST 10 GAMES		STRENGTH OF SCHEDULE	OPP. STRENGTH OF SCHEDULE	TEAM RPI	ADJ. RPI	CONF. RPI	ADJ CONF. RPI
DIV. I ONLY		17- 14	142	3- 7		45	38	68	67	2	2
DIV. I NON-CONF.		12- 2	17	0- 1		71	121	23	24	4	4

TOTALS	RPI 1-25		RPI 26-50		W-L RECORDS		RPI 51-100			RPI 100+	
17- 14	1- 5		2- 4		OVERALL		4- 4			10- 1	
11- 5	1- 1		1- 2		HOME		3- 1			6- 1	
5- 8	0- 4		1- 1		AWAY		1- 3			3- 0	
1- 1	0- 0		0- 1		NEUTRAL		0- 0			1- 0	
12- 2	0- 1		1- 1		NON-CONFERENCE		2- 0			9- 0	
8- 0	0- 0		1- 0		HOME		1- 0			6- 0	
3- 2	0- 1		0- 1		AWAY		1- 0			2- 0	
1- 0	0- 0		0- 0		NEUTRAL		0- 0			1- 0	
5- 12	1- 4		1- 3		CONFERENCE		2- 4			1- 1	
3- 5	1- 1		0- 2		HOME		2- 1			0- 1	
2- 6	0- 3		1- 0		AWAY		0- 3			1- 0	
0- 1	0- 0		0- 1		NEUTRAL		0- 0			0- 0	

RPI 1-25		RPI 26-50			RPI 51-100			Team's RPI: 67		RPI 101+	
RPI S	Opponent	Score	RPI S	Opponent	Score	RPI S	Opponent	Score	RPI S	Opponent	Score
8	A Oklahoma	57 72	39	H Texas	77 79	58	A Texas Tech	55 63	110	H Ohio	70 67
16	A Stanford	60 75	39	N Texas	57 70	63	H Oklahoma St.	57 83	112	N Alabama	78 70
18	A Bayl or	70 71	40	A Nebraska	65 53	71	A Kansas St.	66 81	118	A Kansas	67 57
24	H Texas A&M	63 69	40	H Nebraska	66 76	71	H Kansas St.	69 61	118	H Kansas	66 70
25	A Iowa St.	68 76	45	H South Dakota St.	79 62	76	H Arkansas St.	74 53	158	A Northwestern	78 59
25	H Iowa St.	66 56	47	A Wyomi ng	67 73	92	A Southern Ill.	71 60	189	A St. Mary's (Cal.)	79 64
						95	A Col orado	59 71	191	H Crei ghton	70 66
						95	H Col orado	61 48	196	H A&M-Corpus Christi	89 60
									197	H Prai rie View	89 55
									237	H Al abama A&M	76 54
									247	H Ark. -Pi ne Bl uff	94 52

LAST 10 Di v					si on I GAMES:						
47	A Wyomi ng	67 73	40	A Nebraska	65 53						
39	N Texas	57 70	118	A Kansas	67 57						
118	H Kansas	66 70	63	H Okl ahoma St.	57 83						
8	A Okl ahoma	57 72	24	H Texas A&M	63 69						
71	H Kansas St.	69 61	25	A Iowa St.	68 76						

Missouri

Missouri

Non-Div l Games:

Missouri

Loss, Non-Conf, S Site, H Home A Away N Neutral

Average RPI Win:		165	WON-LOST		WINNING	LAST 10	STRENGTH OF		OPP. STRENGTH	TEAM	ADJ.	CONF.	ADJ CONF.
Average RPI Loss:		143	RECORD		PCT. RANK	GAMES	SCHEDULE		OF SCHEDULE	RPI	RPI	RPI	RPI
DIV. I ONLY		7- 21	293		1- 9		164		143	263	260	15	15
DIV. I NON-CONF.		4- 5	193		0- 0		149		71	160	157	15	15
TOTALS		RPI 1-25	RPI 26-50		W-L RECORDS		RPI 51-100		RPI 100+				
7- 21		0- 0	0- 0		OVERALL		2- 8		5- 13				
6- 9		0- 0	0- 0		HOME		2- 4		4- 5				
1- 9		0- 0	0- 0		AWAY		0- 2		1- 7				
0- 3		0- 0	0- 0		NEUTRAL		0- 2		0- 1				
4- 5		0- 0	0- 0		NON-CONFERENCE		2- 4		2- 1				
4- 2		0- 0	0- 0		HOME		2- 2		2- 0				
0- 1		0- 0	0- 0		AWAY		0- 0		0- 1				
0- 2		0- 0	0- 0		NEUTRAL		0- 2		0- 0				
3- 16		0- 0	0- 0		CONFERENCE		0- 4		3- 12				
2- 7		0- 0	0- 0		HOME		0- 2		2- 5				
1- 8		0- 0	0- 0		AWAY		0- 2		1- 6				
0- 1		0- 0	0- 0		NEUTRAL		0- 0		0- 1				
RPI 1-25		RPI 26-50		RPI 51-100		RPI 101+		Team's RPI: 260					
RPI S	Opponent	Score	RPI S	Opponent	Score	RPI S	Opponent	Score	RPI S	Opponent	Score		
						65 H	DePaul	57 78	113 A	Indiana St.	83 76		
						66 N	Seton Hall	55 62	113 H	Indiana St.	53 63		
						76 H	Arkansas St.	54 67	117 A	UNI	72 90		
						81 N	Iowa	70 79	117 H	UNI	72 70		
						85 A	Illinois St.	47 76	131 A	Evansville	72 82		
						85 H	Illinois St.	48 65	131 H	Evansville	55 57		
						89 H	Ark.-Little Rock	54 48	155 A	Tulsa	51 70		
						92 A	Southern Ill.	47 60	168 A	Drake	76 82		
						92 H	Southern Ill.	38 63	168 H	Drake	68 81		
						93 H	Oregon	71 56	191 A	Creighton	51 61		
									191 H	Creighton	70 60		
									229 A	Bradley	75 78		
									229 H	Bradley	68 76		
									229 N	Bradley	56 65		
									252 H	Portland St.	82 69		
									254 A	Wichi ta St.	65 68		
									254 H	Wichi ta St.	67 75		
									300 H	Western Ill.	47 44		
LAST 10 Division I GAMES:													
			229 N	Bradley	56 65	117 A	UNI	72 90					
			131 H	Evansville	55 57	229 A	Bradley	75 78					
			92 A	Southern Ill.	47 60	85 H	Illinois St.	48 65					
			168 H	Drake	68 81	113 H	Indiana St.	53 63					
			191 H	Creighton	70 60	254 A	Wichi ta St.	65 68					

Missouri St.

Non-Div I Games:

Missouri St.

Loss,
Non-Conf, S Site,
H Home
A Away
N Neutral

Average RPI Win: 263				WON-LOST RECORD		WINNING PCT. RANK		LAST 10 GAMES		STRENGTH OF SCHEDULE		OPP. STRENGTH OF SCHEDULE		TEAM RPI		ADJ. RPI		CONF. RPI		ADJ CONF. RPI			
DIV. I ONLY				18- 13		112		5- 5		310		249		210		209		20		20			
DIV. I NON-CONF.				7- 4		99		0- 0		332		245		218		217		24		24			
TOTALS				RPI 1-25		RPI 26-50		W-L RECORDS		RPI 51-100		RPI 100+											
18- 13				0- 0		0- 0		OVERALL		0- 2		18- 11											
10- 5				0- 0		0- 0		HOME		0- 2		10- 3											
7- 7				0- 0		0- 0		AWAY		0- 0		7- 7											
1- 1				0- 0		0- 0		NEUTRAL		0- 0		1- 1											
7- 4				0- 0		0- 0		NON-CONFERENCE		0- 1		7- 3											
5- 1				0- 0		0- 0		HOME		0- 1		5- 0											
1- 2				0- 0		0- 0		AWAY		0- 0		1- 2											
1- 1				0- 0		0- 0		NEUTRAL		0- 0		1- 1											
11- 9				0- 0		0- 0		CONFERENCE		0- 1		11- 8											
5- 4				0- 0		0- 0		HOME		0- 1		5- 3											
6- 5				0- 0		0- 0		AWAY		0- 0		6- 5											
0- 0				0- 0		0- 0		NEUTRAL		0- 0		0- 0											
RPI 1-25				RPI 26-50		RPI 51-100		RPI 101+		Team's RPI: 209													
RPI S	Opponent			Score	RPI S	Opponent			Score	RPI S	Opponent			Score	RPI S	Opponent			Score				
										84	H	Robert Morris			72	81	119	A	Sacred Heart			51	60
										91	H	Rice			45	76	119	A	Sacred Heart			46	50
																	119	H	Sacred Heart			54	59
																	130	N	Bucknell			53	67
																	147	A	Long Island			47	58
																	147	H	Long Island			50	64
																	148	A	St. John's (N.Y.)			46	54
																	156	A	Quinnipiac			57	69
																	156	A	Quinnipiac			63	58
																	163	N	Marshall			65	54
																	206	A	Drexel			67	75
																	224	A	Mt. St. Mary's			60	57
																	224	H	Mt. St. Mary's			95	91
																	226	H	St. Peter's			62	61
																	239	A	St. Francis (N.Y.)			69	63
																	239	H	St. Francis (N.Y.)			65	47
																	253	A	Fairleigh Dickinson			59	74
																	253	H	Fairleigh Dickinson			73	47
																	271	H	Lehigh			72	65
																	273	H	American			76	64
																	278	A	Central Conn. St.			73	65
																	278	H	Central Conn. St.			48	64
																	281	A	St. Francis (Pa.)			77	59
																	281	H	St. Francis (Pa.)			76	71
																	316	H	Rider			82	70
																	322	H	Lafayette			79	62
																	331	A	Wagner			59	50
																	331	H	Wagner			83	54
																	332	A	NJIT			58	54
				LAST 10 Division I GAMES:																			
																	119	A	Sacred Heart			46	50
																	156	A	Quinnipiac			63	58
																	253	A	Fairleigh Dickinson			59	74
																	119	H	Sacred Heart			54	59
																	253	H	Fairleigh Dickinson			73	47
																	278	H	Central Conn. St.			48	64
																	224	A	Mt. St. Mary's			60	57
																	331	A	Wagner			59	50
																	147	A	Long Island			47	58
																	281	A	St. Francis (Pa.)			77	59

Average RPI Win: 209												WON-LOST RECORD		WINNING PCT. RANK		LAST 10 GAMES		STRENGTH OF SCHEDULE		OPP. STRENGTH OF SCHEDULE		TEAM RPI		ADJ. RPI		CONF. RPI		ADJ CONF. RPI	
DIV. I ONLY												26- 4		10		8- 2		226		200		57		60		19		19	
DIV. I NON-CONF.												13- 2		13		1- 1		171		179		48		49		20		20	
TOTALS												RPI 1-25		RPI 26-50		W-L RECORDS		RPI 51-100		RPI 100+									
26- 4												0- 1		2- 0		OVERALL		2- 1		22- 2									
14- 1												0- 0		2- 0		HOME		1- 0		11- 1									
11- 3												0- 1		0- 0		AWAY		0- 1		11- 1									
1- 0												0- 0		0- 0		NEUTRAL		1- 0		0- 0									
13- 2												0- 1		2- 0		NON-CONFERENCE		2- 1		9- 0									
7- 0												0- 0		2- 0		HOME		1- 0		4- 0									
5- 2												0- 1		0- 0		AWAY		0- 1		5- 0									
1- 0												0- 0		0- 0		NEUTRAL		1- 0		0- 0									
13- 2												0- 0		0- 0		CONFERENCE		0- 0		13- 2									
7- 1												0- 0		0- 0		HOME		0- 0		7- 1									
6- 1												0- 0		0- 0		AWAY		0- 0		6- 1									
0- 0												0- 0		0- 0		NEUTRAL		0- 0		0- 0									
RPI 1-25												RPI 26-50		RPI 51-100		Team's RPI: 60		RPI 101+											
RPI S Opponent Score												RPI S Opponent Score		RPI S Opponent Score		RPI S Opponent Score													
12 A Ohio St. 43 83												47 H Wyomi ng 70 59		53 H Gonzaga 88 78		105 A Northern Ari z. 61 50													
												47 H Wyomi ng 79 72		69 N Davi dson 68 61		105 H Northern Ari z. 78 64													
														79 A Utah 70 78		105 H Northern Ari z. 59 64													
																149 A Idaho St. 90 87													
																149 H Idaho St. 90 72													
																176 A Santa Clara 98 72													
																179 A Weber St. 49 64													
																179 H Weber St. 76 61													
																213 H Cani si us 83 46													
																214 A Cal St. Northrid ge 87 73													
																232 H Utah St. 86 56													
																243 A Montana St. 86 67													
																243 H Montana St. 84 70													
																252 A Portland St. 77 57													
																252 H Portland St. 85 67													
																258 H Portland 74 54													
																280 A Washi ngton St. 71 60													
																287 A Eastern Wash. 71 53													
																287 H Eastern Wash. 92 55													
																307 A Idaho 85 66													
																310 A Northern Colo. 74 56													
																310 H Northern Colo. 85 54													
																328 A Sacramento St. 78 50													
																328 H Sacramento St. 76 43													
LAST 10 Div												sion I GAMES:																	
79 A Utah 70 78												149 H Idaho St. 90 72																	
105 H Northern Ari z. 59 64												179 H Weber St. 76 61																	
328 H Sacramento St. 76 43												243 H Montana St. 84 70																	
310 A Northern Colo. 74 56												328 A Sacramento St. 78 50																	
105 A Northern Ari z. 61 50												287 A Eastern Wash. 71 53																	

Non-Div | Games: Mont. St. -Billin89 45

Montana

Loss, Non-Conf, S Site, H Home A Away N Neutral

Average RPI Win: 261		WON-LOST RECORD		WINNING PCT. RANK		LAST 10 GAMES		STRENGTH OF SCHEDULE		OPP. STRENGTH OF SCHEDULE		TEAM RPI		ADJ. RPI		CONF. RPI		ADJ CONF. RPI	
DIV. I ONLY		12- 15		193		5- 5		286		215		242		243		19		19	
DIV. I NON-CONF.		6- 6		146		1- 0		315		220		243		247		20		20	
TOTALS		RPI 1-25		RPI 26-50		W-L RECORDS		RPI 51-100		RPI 100+									
12- 15		0- 0		0- 0		OVERALL		0- 4		12- 11									
6- 6		0- 0		0- 0		HOME		0- 1		6- 5									
6- 8		0- 0		0- 0		AWAY		0- 3		6- 5									
0- 1		0- 0		0- 0		NEUTRAL		0- 0		0- 1									
6- 6		0- 0		0- 0		NON-CONFERENCE		0- 2		6- 4									
3- 2		0- 0		0- 0		HOME		0- 0		3- 2									
3- 4		0- 0		0- 0		AWAY		0- 2		3- 2									
0- 0		0- 0		0- 0		NEUTRAL		0- 0		0- 0									
6- 9		0- 0		0- 0		CONFERENCE		0- 2		6- 7									
3- 4		0- 0		0- 0		HOME		0- 1		3- 3									
3- 4		0- 0		0- 0		AWAY		0- 1		3- 3									
0- 1		0- 0		0- 0		NEUTRAL		0- 0		0- 1									
RPI 1-25		Score		RPI 26-50		Score		RPI 51-100		Score		RPI 101+		Team's RPI: 243		Score			
RPI S Opponent				RPI S Opponent				RPI S Opponent				RPI S Opponent							
								53 A Gonzaga		53 81		105 A Northern Ari z.		47 66					
								60 A Montana		70 84		105 H Northern Ari z.		52 60					
								60 H Montana		67 86		105 N Northern Ari z.		53 76					
								79 A Utah		63 66		139 H North Dakota St.		62 74					
												149 A Idaho St.		91 80					
												149 H Idaho St.		74 96					
												179 A Weber St.		66 67					
												179 H Weber St.		66 63					
												199 A Utah Valley St.		78 84					
												208 H Cal St. Fullerton		86 63					
												222 A Oregon St.		62 69					
												232 H Utah St.		71 53					
												252 A Portland St.		53 55					
												252 H Portland St.		72 63					
												258 H Portland		62 63					
												267 A Long Beach St.		78 68					
												280 A Washington St.		70 64					
												287 A Eastern Wash.		72 57					
												287 H Eastern Wash.		66 69					
												310 A Northern Col o.		77 49					
												310 H Northern Col o.		68 47					
												328 A Sacramento St.		66 59					
												328 H Sacramento St.		80 54					

Non-Div I Games: Montana Tech 57 66 Montana Western 77 71 Montana St.

Montana St.

Montana St.

Average RPI Win: 247		WON-LOST RECORD		WINNING PCT. RANK		LAST 10 GAMES		STRENGTH OF SCHEDULE		OPP. STRENGTH OF SCHEDULE		TEAM RPI		ADJ. RPI		CONF. RPI		ADJ CONF. RPI	
Average RPI Loss: 143																			
DIV. I ONLY		14- 16		177		3- 7		225		220		206		204		22		22	
DIV. I NON-CONF.		1- 8		319		0- 1		128		99		273		272		21		21	
TOTALS		RPI 1-25		RPI 26-50		W-L RECORDS		RPI 51-100		RPI 100+									
14- 16		0- 0		0- 2		OVERALL		1- 2		13- 12									
8- 5		0- 0		0- 1		HOME		1- 0		7- 4									
5- 11		0- 0		0- 1		AWAY		0- 2		5- 8									
1- 0		0- 0		0- 0		NEUTRAL		0- 0		1- 0									
1- 8		0- 0		0- 2		NON-CONFERENCE		0- 1		1- 5									
0- 2		0- 0		0- 1		HOME		0- 0		0- 1									
0- 6		0- 0		0- 1		AWAY		0- 1		0- 4									
1- 0		0- 0		0- 0		NEUTRAL		0- 0		1- 0									
13- 8		0- 0		0- 0		CONFERENCE		1- 1		12- 7									
8- 3		0- 0		0- 0		HOME		1- 0		7- 3									
5- 5		0- 0		0- 0		AWAY		0- 1		5- 4									
0- 0		0- 0		0- 0		NEUTRAL		0- 0		0- 0									
RPI 1-25		RPI 26-50		RPI 51-100		RPI 101+ Team's RPI : 204													
RPI S	Opponent	Score	RPI S	Opponent	Score	RPI S	Opponent	Score	RPI S	Opponent	Score								
28	A Xavier	55 72	56	A Virginia Tech	64 77	111	A Eastern Mi ch.	66 90											
31	H Western Ky.	52 71	90	A Southeast Mo. St.	70 84	116	A Florida	54 86											
			90	H Southeast Mo. St.	68 58	124	A Murray St.	57 71											
						124	H Murray St.	54 76											
						131	A Evansville	67 85											
						163	A Marshall	62 65											
						200	A Samford	60 57											
						200	H Samford	48 58											
						203	A Tenn. -Martin	57 73											
						203	H Tenn. -Martin	67 47											
						203	H Tenn. -Martin	57 61											
						215	A Eastern Ky.	91 88											
						215	H Eastern Ky.	82 72											
						220	A Tennessee Tech	51 59											
						220	H Tennessee Tech	57 54											
						241	A Austin Peay	66 74											
						241	H Austin Peay	66 61											
						248	H IUPUI	61 68											
						259	A Eastern Ill.	88 76											
						259	H Eastern Ill.	71 59											
						301	A Jacksonville St.	77 74											
						301	H Jacksonville St.	83 57											
						312	N Grambling	75 52											
						318	A Tennessee St.	77 65											
						318	H Tennessee St.	68 55											
LAST 10 Division I GAMES:																			
203	H Tenn. -Martin	57 61	124	A Murray St.	57 71														
241	A Austin Peay	66 74	90	A Southeast Mo. St.	70 84														
318	A Tennessee St.	77 65	56	A Virginia Tech	64 77														
301	H Jacksonville St.	83 57	215	H Eastern Ky.	82 72														
200	H Samford	48 58	220	A Tennessee Tech	51 59														

Moreheadst.

Morehead St.

Non-Div l Games:

Morehead St.

Loss, Non-Conf, S Site, H Home A Away N Neutral

Average RPI Win: 259		WON-LOST RECORD	WINNING PCT. RANK	LAST 10 GAMES	STRENGTH OF SCHEDULE	OPP. STRENGTH OF SCHEDULE	TEAM RPI	ADJ. RPI	CONF. RPI	ADJ CONF. RPI
Average RPI Loss: 191										
DIV. I ONLY		18- 13	112	7- 3	288	307	203	211	26	26
DIV. I NON-CONF.		5- 5	146	0- 0	333	322	283	282	29	29
<hr/>										
TOTALS		RPI 1-25		RPI 26-50	W-L RECORDS		RPI 51-100		RPI 100+	
18- 13		0- 0		0- 0	OVERALL		1- 2		17- 11	
8- 4		0- 0		0- 0	HOME		0- 1		8- 3	
8- 6		0- 0		0- 0	AWAY		0- 1		8- 5	
2- 3		0- 0		0- 0	NEUTRAL		1- 0		1- 3	
5- 5		0- 0		0- 0	NON-CONFERENCE		0- 0		5- 5	
2- 1		0- 0		0- 0	HOME		0- 0		2- 1	
3- 2		0- 0		0- 0	AWAY		0- 0		3- 2	
0- 2		0- 0		0- 0	NEUTRAL		0- 0		0- 2	
13- 8		0- 0		0- 0	CONFERENCE		1- 2		12- 6	
6- 3		0- 0		0- 0	HOME		0- 1		6- 2	
5- 4		0- 0		0- 0	AWAY		0- 1		5- 3	
2- 1		0- 0		0- 0	NEUTRAL		1- 0		1- 1	
<hr/>										
RPI 1-25		RPI 26-50		RPI 51-100		RPI 101+		Team's RPI : 211		
RPI S	Opponent	Score	RPI S	Opponent	Score	RPI S	Opponent	Score	RPI S	Opponent
						77 A	Coppin St.	53 67	138 A	La Salle
						77 H	Coppin St.	49 64	141 A	UNC Asheville
						77 N	Coppin St.	69 67	157 A	Del aware St.
									157 H	Del aware St.
									157 N	Del aware St.
									180 A	Hampton
									180 H	Hampton
									180 N	Hampton
									184 A	N. C. A&T
									184 H	N. C. A&T
									224 H	Mt. St. Mary' s
									256 N	Duquesne
									264 A	Howard
									264 H	Howard
									266 H	Fl ori da A&M
									275 H	Fordham
									276 A	Cornel l
									283 N	Kennesaw St.
									286 A	Md. -East. Shore
									286 H	Md. -East. Shore
									303 H	Winston-Sal em
									320 A	South Carolina St.
									320 H	South Carolina St.
									322 A	Lafayette
									326 A	Norfol k St.
									326 H	Norfol k St.
									332 A	NJIT
									335 A	Bethune-Cookman

Non-Div l Games:

Morgan St.

Loss, Non-Conf, S Site, H Home A Away N Neutral

Mt. St. Mary's					Through Games Of 2007 Final						
Average RPI Win:		246	WON-LOST	WINNING	LAST 10	STRENGTH OF	OPP. STRENGTH	TEAM	ADJ.	CONF.	ADJ CONF.
Average RPI Loss:		159	RECORD	PCT. RANK	GAMES	SCHEDULE	OF SCHEDULE	RPI	RPI	RPI	RPI
DIV. I ONLY		12- 17	212	5- 5	210	254	224	224	20	20	
DIV. I NON-CONF.		2- 8	290	0- 0	175	225	274	273	24	24	

TOTALS		RPI 1-25	RPI 26-50	W-L RECORDS	RPI 51-100	RPI 100+					
12- 17		0- 1	0- 0	OVERALL	0- 2	12- 14					
8- 7		0- 0	0- 0	HOME	0- 1	8- 6					
4- 10		0- 1	0- 0	AWAY	0- 1	4- 8					
0- 0		0- 0	0- 0	NEUTRAL	0- 0	0- 0					
2- 8		0- 1	0- 0	NON-CONFERENCE	0- 0	2- 7					
2- 4		0- 0	0- 0	HOME	0- 0	2- 4					
0- 4		0- 1	0- 0	AWAY	0- 0	0- 3					
0- 0		0- 0	0- 0	NEUTRAL	0- 0	0- 0					
10- 9		0- 0	0- 0	CONFERENCE	0- 2	10- 7					
6- 3		0- 0	0- 0	HOME	0- 1	6- 2					
4- 6		0- 0	0- 0	AWAY	0- 1	4- 5					
0- 0		0- 0	0- 0	NEUTRAL	0- 0	0- 0					

RPI 1-25			RPI 26-50			RPI 51-100			RPI 101+ Team's RPI: 224		
RPI S	Opponent	Score	RPI S	Opponent	Score	RPI S	Opponent	Score	RPI S	Opponent	Score
22	A Pittsburgh	55 77				84	A Robert Morris	52 64	119	A Sacred Heart	56 68
						84	H Robert Morris	58 71	119	A Sacred Heart	67 70
									119	H Sacred Heart	57 66
									120	H William & Mary	66 58
									144	H Loyola (Md.)	61 65
									146	A Towson	64 72
									147	A Long Island	41 76
									150	H Georgetown	50 59
									156	A Qui nni pi ac	50 54
									156	H Qui nni pi ac	76 75
									164	H UMBC	61 48
									206	H Drexel	46 53
									209	A Monmouth	91 95
									209	H Monmouth	57 60
									211	A Morgan St.	60 66
									239	A St. Francis (N.Y.)	62 52
									239	H St. Francis (N.Y.)	74 61
									253	H Fai rlei gh Di cki nson	71 53
									263	A Navy	46 57
									278	A Central Conn. St.	56 52
									278	H Central Conn. St.	75 68
									281	A St. Francis (Pa.)	65 63
									281	H St. Francis (Pa.)	75 68
									322	H Lafayette	55 68
									331	A Wagner	83 70
									331	H Wagner	61 45

			LAST 10 Div			sion I GAMES:					
119	A Sacred Heart	67 70	239	A St. Francis (N.Y.)	62 52						
84	H Robert Morris	58 71	281	H St. Francis (Pa.)	75 68						
156	H Qui nni pi ac	76 75	278	A Central Conn. St.	56 52						
119	A Sacred Heart	56 68	156	A Qui nni pi ac	50 54						
209	H Monmouth	57 60	331	H Wagner	61 45						

Non-Di v I Games:

Mt. St. Mary's

Average RPI Win: 243		WON-LOST RECORD		WINNING PCT. RANK		LAST 10 GAMES		STRENGTH OF SCHEDULE		OPP. STRENGTH OF SCHEDULE		TEAM RPI		ADJ. RPI		CONF. RPI		ADJ CONF. RPI	
DIV. I ONLY		19- 10		71		7- 3		215		247		120		124		22		22	
DIV. I NON-CONF.		2- 4		241		0- 1		88		166		184		186		21		21	
TOTALS		RPI 1-25		RPI 26-50		W-L RECORDS		RPI 51-100		RPI 100+									
19- 10		0- 0		0- 1		OVERALL		0- 5		19- 4									
10- 2		0- 0		0- 0		HOME		0- 1		10- 1									
8- 7		0- 0		0- 1		AWAY		0- 3		8- 3									
1- 1		0- 0		0- 0		NEUTRAL		0- 1		1- 0									
2- 4		0- 0		0- 1		NON-CONFERENCE		0- 2		2- 1									
1- 0		0- 0		0- 0		HOME		0- 0		1- 0									
1- 4		0- 0		0- 1		AWAY		0- 2		1- 1									
0- 0		0- 0		0- 0		NEUTRAL		0- 0		0- 0									
17- 6		0- 0		0- 0		CONFERENCE		0- 3		17- 3									
9- 2		0- 0		0- 0		HOME		0- 1		9- 1									
7- 3		0- 0		0- 0		AWAY		0- 1		7- 2									
1- 1		0- 0		0- 0		NEUTRAL		0- 1		1- 0									
RPI 1-25		RPI 26-50		RPI 51-100		RPI 101+		Team's RPI: 124											
RPI S	Opponent	Score		RPI S	Opponent	Score		RPI S	Opponent	Score		RPI S	Opponent	Score					
31	A Western Ky.	60 67		76	A Arkansas St.	52 59		103	A Cincinnati	57 74									
				90	A Southeast Mo. St.	63 66		200	A Samford	73 64									
				90	H Southeast Mo. St.	61 67		200	H Samford	77 63									
				90	N Southeast Mo. St.	60 62		203	A Tenn. -Martin	60 62									
				92	A Southern Ill.	68 77		203	H Tenn. -Martin	67 59									
								203	N Tenn. -Martin	66 65									
								204	A Morehead St.	76 54									
								204	H Morehead St.	71 57									
								215	A Eastern Ky.	89 75									
								215	H Eastern Ky.	75 62									
								215	H Eastern Ky.	68 66									
								220	A Tennessee Tech	49 54									
								220	H Tennessee Tech	80 79									
								237	A Alabama A&M	61 59									
								241	A Austin Peay	64 63									
								241	H Austin Peay	70 82									
								259	A Eastern Ill.	70 67									
								259	H Eastern Ill.	93 67									
								301	A Jacksonville St.	82 61									
								301	H Jacksonville St.	100 59									
								306	H Lipscomb	81 53									
								318	A Tennessee St.	83 55									
								318	H Tennessee St.	81 60									
LAST 10 Division I GAMES:																			
				76	A Arkansas St.	52 59		220	H Tennessee Tech	80 79									
				90	N Southeast Mo. St.	60 62		259	A Eastern Ill.	70 67									
				203	N Tenn. -Martin	66 65		318	H Tennessee St.	81 60									
				215	H Eastern Ky.	68 66		204	H Morehead St.	71 57									
				203	A Tenn. -Martin	60 62		215	H Eastern Ky.	75 62									

Non-Div I Games: Kentucky St. 80 46 Brescia 73 55

Murray St.

Loss, Non-Conf, S Site, H Home A Away N Neutral

Through Games Of 2007 Final																					
Average RPI Win: 265		N. C. A&T		WON-LOST RECORD		WINNING PCT. RANK		LAST 10 GAMES		STRENGTH OF SCHEDULE		OPP. STRENGTH OF SCHEDULE		TEAM RPI		ADJ. RPI		CONF. RPI		ADJ CONF. RPI	
Average RPI Loss: 146																					
DIV. I ONLY		17- 13		125		5- 5		265		265		186		184		26		26			
DIV. I NON-CONF.		5- 6		183		0- 0		180		89		174		170		29		29			
<hr/>																					
TOTALS		RPI 1-25		RPI 26-50		W-L RECORDS		RPI 51-100		RPI 100+											
17- 13		0- 2		0- 0		OVERALL		0- 4		17- 7											
12- 2		0- 0		0- 0		HOME		0- 1		12- 1											
5- 9		0- 2		0- 0		AWAY		0- 3		5- 4											
0- 2		0- 0		0- 0		NEUTRAL		0- 0		0- 2											
5- 6		0- 2		0- 0		NON-CONFERENCE		0- 2		5- 2											
5- 1		0- 0		0- 0		HOME		0- 0		5- 1											
0- 4		0- 2		0- 0		AWAY		0- 2		0- 0											
0- 1		0- 0		0- 0		NEUTRAL		0- 0		0- 1											
12- 7		0- 0		0- 0		CONFERENCE		0- 2		12- 5											
7- 1		0- 0		0- 0		HOME		0- 1		7- 0											
5- 5		0- 0		0- 0		AWAY		0- 1		5- 4											
0- 1		0- 0		0- 0		NEUTRAL		0- 0		0- 1											
<hr/>																					
RPI 1-25				RPI 26-50				RPI 51-100				RPI 101+				Team's RPI: 184					
RPI	S	Opponent	Score	RPI	S	Opponent	Score	RPI	S	Opponent	Score	RPI	S	Opponent	Score						
9	A	Georgia	35 89					57	A	South Carolina	63 117	141	H	UNC Asheville	63 59						
18	A	Baylor	40 89					61	A	TCU	84 106	157	A	Delaware St.	70 73						
								77	A	Coppin St.	60 75	160	N	Providence	64 79						
								77	H	Coppin St.	81 84	180	A	Hampton	73 63						
												180	H	Hampton	91 69						
												194	H	Wofford	60 66						
												211	A	Morgan St.	69 62						
												211	H	Morgan St.	89 69						
												242	H	Elon	81 46						
												263	H	Navy	64 59						
												264	A	Howard	65 68						
												264	H	Howard	87 73						
												266	A	Florida A&M	65 72						
												266	H	Florida A&M	77 72						
												266	N	Florida A&M	69 71						
												286	A	Md. -East. Shore	60 65						
												286	H	Md. -East. Shore	74 59						
												289	H	Longwood	79 63						
												320	A	South Carolina St.	74 61						
												323	H	Stetson	61 49						
												326	A	Norfolk St.	83 77						
												326	H	Norfolk St.	86 58						
												335	A	Bethune-Cookman	75 62						
												335	H	Bethune-Cookman	73 61						
<hr/>																					
LAST 10 Division I GAMES:																					
266	N	Florida A&M	69 71	77	H	Coppin St.	81 84														
157	A	Delaware St.	70 73	266	H	Florida A&M	77 72														
180	A	Hampton	73 63	335	H	Bethune-Cookman	73 61														
326	A	Norfolk St.	83 77	264	A	Howard	65 68														
211	H	Morgan St.	89 69	286	A	Md. -East. Shore	60 65														

Non-Div I Games:

N. C. A&T

Loss,
Non-Conf, S Site,
H Home
A Away
N Neutral

Average RPI Win: 312		WON-LOST RECORD	WINNING PCT. RANK	LAST 10 GAMES	STRENGTH OF SCHEDULE	OPP. STRENGTH OF SCHEDULE	TEAM RPI	ADJ. RPI	CONF. RPI	ADJ CONF. RPI	
Average RPI Loss: 215											
DIV. I ONLY		3- 23	329	1- 9	318	297	333	332	31	31	
DIV. I NON-CONF.		2- 11	304	0- 0	300	329	328	329	28	28	
<hr/>											
TOTALS		RPI 1-25		RPI 26-50	W-L RECORDS		RPI 51-100		RPI 100+		
3- 23		0- 0		0- 2	OVERALL		0- 0		3- 21		
1- 10		0- 0		0- 1	HOME		0- 0		1- 9		
1- 12		0- 0		0- 1	AWAY		0- 0		1- 11		
1- 1		0- 0		0- 0	NEUTRAL		0- 0		1- 1		
2- 11		0- 0		0- 0	NON-CONFERENCE		0- 0		2- 11		
0- 5		0- 0		0- 0	HOME		0- 0		0- 5		
1- 6		0- 0		0- 0	AWAY		0- 0		1- 6		
1- 0		0- 0		0- 0	NEUTRAL		0- 0		1- 0		
1- 12		0- 0		0- 2	CONFERENCE		0- 0		1- 10		
1- 5		0- 0		0- 1	HOME		0- 0		1- 4		
0- 6		0- 0		0- 1	AWAY		0- 0		0- 5		
0- 1		0- 0		0- 0	NEUTRAL		0- 0		0- 1		
<hr/>											
RPI 1-25		RPI 26-50			RPI 51-100		RPI 101+ Team's RPI: 332				
RPI S	Opponent	Score	RPI S	Opponent	Score	RPI S	Opponent	Score	RPI S	Opponent	Score
			45 A	South Dakota St.	30 96				139 A	North Dakota St.	49 81
			45 H	South Dakota St.	47 72				139 H	North Dakota St.	54 73
									147 A	Long Island	51 60
									164 A	UMBC	51 78
									199 A	Utah Valley St.	40 71
									199 H	Utah Valley St.	48 79
									209 H	Monmouth	54 58
									211 H	Morgan St.	55 63
									221 A	IPFW	43 58
									221 H	IPFW	70 81
									226 H	St. Peter's	61 67
									239 H	St. Francis (N.Y.)	36 59
									253 A	Fairleigh Dickinson	69 78
									262 A	Tex. -Pan American	44 55
									262 H	Tex. -Pan American	57 70
									270 A	Pri nceton	51 75
									271 H	Lehi gh	44 70
									276 A	Cornel I	42 65
									289 H	Longwood	50 38
									303 A	Wi nston-Sal em	41 72
									322 A	Lafayette	70 59
									324 N	North Fla.	46 52
									326 N	Norfol k St.	91 70
									331 A	Wagner	41 61
<hr/>											
LAST 10 Division I GAMES:											
			45 H	South Dakota St.	47 72		139 A	North Dakota St.	49 81		
			139 H	North Dakota St.	54 73		45 A	South Dakota St.	30 96		
			199 A	Utah Valley St.	40 71		262 H	Tex. -Pan American	57 70		
			221 A	IPFW	43 58		199 H	Utah Valley St.	48 79		
			289 H	Longwood	50 38		221 H	IPFW	70 81		

NJIT

Non-Di v I Games: Tex. A&M-Ki ngsvi 57 66 Wilmi ngton (Del . 86 54

NJIT

Loss, Non-Conf, S Site, H Home A Away N Neutral

Average RPI Win: 264		WON-LOST	WINNING	LAST 10	STRENGTH OF	OPP. STRENGTH	TEAM	ADJ.	CONF.	ADJ CONF.
Average RPI Loss: 189		RECORD	PCT. RANK	GAMES	SCHEDULE	OF SCHEDULE	RPI	RPI	RPI	RPI
DIV. I ONLY	12- 17	212	4- 6	270	291	260	263	24	25	
DIV. I NON-CONF.	6- 8	196	1- 0	240	257	228	228	26	26	
TOTALS	RPI 1-25	RPI 26-50	W-L RECORDS	RPI 51-100	RPI 100+					
12- 17	0- 1	0- 0	OVERALL	0- 0	12- 16					
5- 7	0- 0	0- 0	HOME	0- 0	5- 7					
6- 9	0- 1	0- 0	AWAY	0- 0	6- 8					
1- 1	0- 0	0- 0	NEUTRAL	0- 0	1- 1					
6- 8	0- 1	0- 0	NON-CONFERENCE	0- 0	6- 7					
2- 2	0- 0	0- 0	HOME	0- 0	2- 2					
3- 5	0- 1	0- 0	AWAY	0- 0	3- 4					
1- 1	0- 0	0- 0	NEUTRAL	0- 0	1- 1					
6- 9	0- 0	0- 0	CONFERENCE	0- 0	6- 9					
3- 5	0- 0	0- 0	HOME	0- 0	3- 5					
3- 4	0- 0	0- 0	AWAY	0- 0	3- 4					
0- 0	0- 0	0- 0	NEUTRAL	0- 0	0- 0					
RPI S	RPI 1-25	RPI S	RPI 26-50	RPI S	RPI 51-100	RPI S	RPI 101+	Team's RPI: 263		
17	A Marquette	40	67							
110	A Ohio	49	72							
130	A Bucknel I	47	67							
130	H Bucknel I	66	76							
133	N Massachusetts	41	62							
147	A Long Isl and	49	51							
150	H Georgetown	34	51							
153	A Army	49	44							
153	H Army	43	58							
163	H Marshal I	47	74							
164	A UMBC	74	56							
184	A N. C. A&T	59	64							
223	A Holy Cross	39	49							
223	H Holy Cross	80	85							
224	H Mt. St. Mary' s	57	46							
264	N Howard	77	67							
271	A Lehi gh	59	46							
271	H Lehi gh	54	44							
273	A Ameri can	48	62							
273	H Ameri can	65	58							
273	H Ameri can	55	68							
281	A St. Francis (Pa.)	56	64							
297	A Charleston So.	65	55							
298	A Col gate	54	52							
298	H Col gate	44	55							
303	H Wi nston-Sal em	58	39							
322	A Lafayette	65	68							
322	H Lafayette	55	43							
323	A Stetson	61	56							
273	H Ameri can	55	68							
298	A Col gate	54	52							
273	H Ameri can	65	58							
153	H Army	43	58							
223	H Holy Cross	80	85							
322	A Lafayette	65	68							
303	H Wi nston-Sal em	58	39							
298	H Col gate	44	55							

Navy

Navy

Non-Div I Games:

Navy

Loss,
Non-Conf, S Site,
H Home
A Away
N Neutral

Average RPI Win: 224		WON-LOST	WINNING	LAST 10	STRENGTH OF	OPP. STRENGTH	TEAM	ADJ.	CONF.	ADJ CONF.
Average RPI Loss: 126		RECORD	PCT. RANK	GAMES	SCHEDULE	OF SCHEDULE	RPI	RPI	RPI	RPI
DIV. I ONLY	17- 15	153	5- 5	250	172	174	170	17	17	
DIV. I NON-CONF.	6- 8	196	0- 1	198	101	199	196	17	17	
TOTALS	RPI 1-25	RPI 26-50	W-L RECORDS	RPI 51-100	RPI 100+					
17- 15	0- 0	0- 3	OVERALL	1- 4	16- 8					
10- 4	0- 0	0- 1	HOME	1- 1	9- 2					
6- 10	0- 0	0- 1	AWAY	0- 3	6- 6					
1- 1	0- 0	0- 1	NEUTRAL	0- 0	1- 0					
6- 8	0- 0	0- 3	NON-CONFERENCE	0- 3	6- 2					
4- 2	0- 0	0- 1	HOME	0- 1	4- 0					
2- 5	0- 0	0- 1	AWAY	0- 2	2- 2					
0- 1	0- 0	0- 1	NEUTRAL	0- 0	0- 0					
11- 7	0- 0	0- 0	CONFERENCE	1- 1	10- 6					
6- 2	0- 0	0- 0	HOME	1- 0	5- 2					
4- 5	0- 0	0- 0	AWAY	0- 1	4- 4					
1- 0	0- 0	0- 0	NEUTRAL	0- 0	1- 0					
RPI S	RPI 1-25	Score	RPI S	RPI 26-50	Score	RPI S	RPI 51-100	Score	RPI S	RPI 101+ Team's RPI: 170
	Opponent			Opponent			Opponent			Score
46	H Auburn	75 84	51	A Washi ngton	60 79	122	A Fresno St.	68 61		
47	A Wyomi ng	56 84	88	A Boi se St.	65 68	122	H Fresno St.	81 86		
47	N Wyomi ng	71 80	88	H Boi se St.	81 70	128	A Loui si ana Tech	55 54		
			95	A Col orado	60 80	128	H Loui si ana Tech	62 73		
			97	H UC Ri versi de	70 73	137	A Hawai i	72 74		
						137	H Hawai i	69 59		
						149	H Idaho St.	75 58		
						154	A UNLV	63 77		
						162	A San Di ego St.	68 62		
						207	A San Franci sco	55 65		
						217	A New Mexi co St.	57 68		
						217	A New Mexi co St.	62 73		
						217	H New Mexi co St.	74 70		
						230	H Cal Poly	76 62		
						232	A Utah St.	44 59		
						232	H Utah St.	61 49		
						232	N Utah St.	61 60		
						252	H Portl and St.	65 52		
						288	H UC I rvi ne	69 68		
						307	A Idaho	78 68		
						307	H Idaho	75 63		
						314	A San Jose St.	70 52		
						314	H San Jose St.	74 47		
						328	A Sacramento St.	75 42		
			LAST 10 Div sion I GAMES:							
			47	A Wyomi ng	56 84	88	H Boi se St.	81 70		
			217	A New Mexi co St.	62 73	307	H Idaho	75 63		
			232	N Utah St.	61 60	314	A San Jose St.	70 52		
			217	A New Mexi co St.	57 68	232	A Utah St.	44 59		
			232	H Utah St.	61 49	122	H Fresno St.	81 86		

Non-Div I Games:

Nevada

New Hampshire				Through Games Of 2007 Final						
Average RPI Win:	237	WON-LOST RECORD	WINNING PCT. RANK	LAST 10 GAMES	STRENGTH OF SCHEDULE	OPP. STRENGTH OF SCHEDULE	TEAM RPI	ADJ. RPI	CONF. RPI	ADJ CONF. RPI
DIV. I ONLY	9- 20	258	3- 7	281	186	286	284	16	16	
DIV. I NON-CONF.	5- 7	204	0- 0	325	271	286	287	16	16	
<hr/>										
TOTALS	RPI 1-25	RPI 26-50	W-L RECORDS			RPI 51-100	RPI 100+			
9- 20	0- 0	0- 0	OVERALL			0- 4	9- 16			
8- 6	0- 0	0- 0	HOME			0- 2	8- 4			
0- 12	0- 0	0- 0	AWAY			0- 2	0- 10			
1- 2	0- 0	0- 0	NEUTRAL			0- 0	1- 2			
<hr/>										
5- 7	0- 0	0- 0	NON-CONFERENCE			0- 0	5- 7			
4- 2	0- 0	0- 0	HOME			0- 0	4- 2			
0- 4	0- 0	0- 0	AWAY			0- 0	0- 4			
1- 1	0- 0	0- 0	NEUTRAL			0- 0	1- 1			
<hr/>										
4- 13	0- 0	0- 0	CONFERENCE			0- 4	4- 9			
4- 4	0- 0	0- 0	HOME			0- 2	4- 2			
0- 8	0- 0	0- 0	AWAY			0- 2	0- 6			
0- 1	0- 0	0- 0	NEUTRAL			0- 0	0- 1			
<hr/>										
RPI 1-25		RPI 26-50		RPI 51-100		RPI 101+		Team's RPI : 284		
RPI S	Opponent	Score	RPI S	Opponent	Score	RPI S	Opponent	Score		
			54 A Hartford 47 48			104 A Boston College 31 50				
			54 H Hartford 45 54			133 A Massachusetts 38 60				
			86 A Stony Brook 64 71			136 H Iona 72 61				
			86 H Stony Brook 66 85			151 A Vermont 44 70				
						151 H Vermont 56 59				
						153 A Army 51 54				
						159 A Boston U. 57 67				
						159 H Boston U. 71 66				
						160 H Providence 53 79				
						164 A UMBC 51 59				
						164 H UMBC 56 59				
						171 A Mai ne 47 64				
						171 H Mai ne 65 55				
						190 H Dartmouth 67 79				
						228 A Bi nghamton 61 66				
						228 H Bi nghamton 58 55				
						249 A Al bany (N. Y.) 68 75				
						249 H Al bany (N. Y.) 58 44				
						249 N Al bany (N. Y.) 61 64				
						257 H Northeastern 71 62				
						278 A Central Conn. St. 47 65				
						296 N Detroit 50 54				
						298 H Col gate 52 44				
						303 N Wi nston-Sal em 63 55				
						331 H Wagner 80 70				
			LAST 10 Division I GAMES:							
249 N Al bany (N. Y.) 61 64			164 A UMBC 51 59							
228 A Bi nghamton 61 66			86 A Stony Brook 64 71							
151 H Vermont 56 59			54 H Hartford 45 54							
159 H Boston U. 71 66			171 H Mai ne 65 55							
249 A Al bany (N. Y.) 68 75			249 H Al bany (N. Y.) 58 44							

New Hampshire

New Hampshire

Non-Div I Games:

New Hampshire

Loss, Non-Conf, S Site, H Home A Away N Neutral

Average RPI Win: 228		WON-LOST RECORD		WINNING PCT. RANK		LAST 10 GAMES		STRENGTH OF SCHEDULE		OPP. STRENGTH OF SCHEDULE		TEAM RPI		ADJ. RPI		CONF. RPI		ADJ CONF. RPI	
Average RPI Loss: 140																			
DIV. I ONLY		13- 18		207		4- 6		188		222		216		217		17		17	
DIV. I NON-CONF.		5- 7		204		0- 0		170		240		202		203		17		17	
TOTALS		RPI 1-25		RPI 26-50		W-L RECORDS		RPI 51-100		RPI 100+									
13- 18		0- 0		0- 3		OVERALL		0- 5		13- 10									
9- 9		0- 0		0- 2		HOME		0- 3		9- 4									
4- 9		0- 0		0- 1		AWAY		0- 2		4- 6									
0- 0		0- 0		0- 0		NEUTRAL		0- 0		0- 0									
5- 7		0- 0		0- 3		NON-CONFERENCE		0- 2		5- 2									
3- 4		0- 0		0- 2		HOME		0- 1		3- 1									
2- 3		0- 0		0- 1		AWAY		0- 1		2- 1									
0- 0		0- 0		0- 0		NEUTRAL		0- 0		0- 0									
8- 11		0- 0		0- 0		CONFERENCE		0- 3		8- 8									
6- 5		0- 0		0- 0		HOME		0- 2		6- 3									
2- 6		0- 0		0- 0		AWAY		0- 1		2- 5									
0- 0		0- 0		0- 0		NEUTRAL		0- 0		0- 0									
RPI 1-25		RPI 26-50		RPI 51-100		RPI 101+		Team's RPI: 217											
RPI S	Opponent	Score	RPI S	Opponent	Score	RPI S	Opponent	Score	RPI S	Opponent	Score								
42	H Brigham Young	43 60	42	H Boise St.	59 77	122	A Fresno St.	57 63											
43	A New Mexico	47 81	88	H Boise St.	52 66	122	H Fresno St.	67 63											
43	H New Mexico	45 65	88	H Boise St.	46 49	128	A Loui si ana Tech	56 74											
			94	A UTEP	67 76	128	H Loui si ana Tech	53 69											
			94	H UTEP	54 65	128	H Loui si ana Tech	63 57											
						137	A Hawai i	58 51											
						137	H Hawai i	46 57											
						170	A Nevada	70 74											
						170	H Nevada	68 57											
						170	H Nevada	73 62											
						195	H UTSA	69 63											
						199	A Utah Valley St.	72 79											
						232	A Utah St.	67 70											
						232	H Utah St.	51 68											
						254	A Wi chi ta St.	72 69											
						268	H Col orado St.	71 55											
						285	A Lamar	69 52											
						288	H UC Irvine	47 61											
						302	H Southern Utah	59 57											
						307	A Idaho	74 83											
						307	H Idaho	70 65											
						314	A San Jose St.	59 48											
						314	H San Jose St.	79 53											
LAST 10 Division I GAMES:																			
			88	H Boise St.	46 49	122	A Fresno St.	57 63											
			170	H Nevada	73 62	232	A Utah St.	67 70											
			128	H Loui si ana Tech	63 57	128	H Loui si ana Tech	53 69											
			170	H Nevada	68 57	122	H Fresno St.	67 63											
			128	A Loui si ana Tech	56 74	137	H Hawai i	46 57											

Non-Div I Games:

New Mexico St.

New Orleans				Through Games Of 2007 Final							
Average RPI Win:		281	WON-LOST	WINNING	LAST 10	STRENGTH OF	OPP. STRENGTH	TEAM	ADJ.	CONF.	ADJ CONF.
Average RPI Loss:		119	RECORD	PCT. RANK	GAMES	SCHEDULE	OF SCHEDULE	RPI	RPI	RPI	RPI
DIV. I ONLY		9- 21	268	2- 8		233	169	266	265	8	8
DIV. I NON-CONF.		6- 5	127	0- 0		316	319	239	240	9	9
TOTALS		RPI 1-25	RPI 26-50	W-L RECORDS	RPI 51-100	RPI 100+					
9- 21		0- 2	0- 1	OVERALL	0- 7	9- 11					
6- 10		0- 2	0- 0	HOME	0- 2	6- 6					
2- 10		0- 0	0- 1	AWAY	0- 4	2- 5					
1- 1		0- 0	0- 0	NEUTRAL	0- 1	1- 0					
6- 5		0- 1	0- 0	NON-CONFERENCE	0- 1	6- 3					
4- 3		0- 1	0- 0	HOME	0- 0	4- 2					
1- 1		0- 0	0- 0	AWAY	0- 0	1- 1					
1- 1		0- 0	0- 0	NEUTRAL	0- 1	1- 0					
3- 16		0- 1	0- 1	CONFERENCE	0- 6	3- 8					
2- 7		0- 1	0- 0	HOME	0- 2	2- 4					
1- 9		0- 0	0- 1	AWAY	0- 4	1- 4					
0- 0		0- 0	0- 0	NEUTRAL	0- 0	0- 0					
RPI 1-25		RPI 26-50	RPI 51-100	RPI 101+	Team's RPI : 265						
RPI S	Opponent	Score	RPI S	Opponent	Score	RPI S	Opponent	Score	RPI S	Opponent	Score
10	H LSU	45 65	31	A Western Ky.	52 76	62	A La. -Lafayette	47 75	107	A Denver	48 68
13	H Middle Tenn.	50 78				62	H La. -Lafayette	51 77	107	H Denver	57 64
						76	A Arkansas St.	56 68	111	A Eastern Mich.	69 93
						82	N Mississippi St.	54 61	129	H Florida Int'l	47 57
						89	A Ark. -Little Rock	45 69	172	H South Ala.	39 55
						89	A Ark. -Little Rock	30 67	177	A North Texas	69 65
						89	H Ark. -Little Rock	37 48	177	H North Texas	52 68
									182	A La. -Monroe	47 61
									182	H La. -Monroe	79 69
									202	H Appalachian St.	70 85
									210	A Troy	53 69
									233	A Fla. Atlantic	61 68
									233	H Fla. Atlantic	89 86
									274	H Southeastern La.	68 72
									312	N Grambling	85 73
									315	A Nicholls St.	60 50
									317	H Northwestern St.	69 55
									327	H Mercer	47 36
									333	H Centenary (La.)	83 63
									334	H McNeese St.	70 65
				LAST 10 Division I GAMES:							
				89	A Ark. -Little Rock	30 67	177	A North Texas	69 65		
				182	H La. -Monroe	79 69	62	A La. -Lafayette	47 75		
				89	H Ark. -Little Rock	37 48	172	H South Ala.	39 55		
				233	A Fla. Atlantic	61 68	129	H Florida Int'l	47 57		
				107	H Denver	57 64	31	A Western Ky.	52 76		

Non-Div I Games:

New Orleans

Loss,
Non-Conf, S Site,
H Home
A Away
N Neutral

Through Games of 2007 Final											
Average RPI Win: 236		WON-LOST	WINNING	LAST 10	STRENGTH OF	OPP. STRENGTH	TEAM	ADJ.	CONF.	ADJ CONF.	
Average RPI Loss: 185		RECORD	PCT. RANK	GAMES	SCHEDULE	OF SCHEDULE	RPI	RPI	RPI	RPI	
DIV. I ONLY		14- 16	177	3- 7	301		235	241	244	18	18
DIV. I NON-CONF.		8- 3	52	0- 0	318		279	170	177	19	19
TOTALS		RPI 1-25	RPI 26-50	W-L RECORDS		RPI 51-100	RPI 100+				
14- 16		0- 0	0- 2	OVERALL		0- 0	14- 14				
8- 6		0- 0	0- 1	HOME		0- 0	8- 5				
6- 9		0- 0	0- 1	AWAY		0- 0	6- 8				
0- 1		0- 0	0- 0	NEUTRAL		0- 0	0- 1				
8- 3		0- 0	0- 0	NON-CONFERENCE		0- 0	8- 3				
5- 0		0- 0	0- 0	HOME		0- 0	5- 0				
3- 3		0- 0	0- 0	AWAY		0- 0	3- 3				
0- 0		0- 0	0- 0	NEUTRAL		0- 0	0- 0				
6- 13		0- 0	0- 2	CONFERENCE		0- 0	6- 11				
3- 6		0- 0	0- 1	HOME		0- 0	3- 5				
3- 6		0- 0	0- 1	AWAY		0- 0	3- 5				
0- 1		0- 0	0- 0	NEUTRAL		0- 0	0- 1				
RPI 1-25		RPI 26-50		RPI 51-100		Team's RPI : 244					
RPI S	Opponent	Score	RPI S	Opponent	Score	RPI S	Opponent	Score			
36	A Mari st	59 80	36	H Mari st	52 65	136	A lona	67 69			
36	H Mari st					136	H lona	55 65			
						144	A Loyol a (Md.)	53 91			
						144	H Loyol a (Md.)	55 65			
						148	H St. John' s (N.Y.)	63 46			
						163	H Marshall	80 70			
						175	H St. Bonaventure	71 64			
						188	A Jacksonville	73 69			
						213	A Cani si us	68 62			
						213	H Cani si us	62 59			
						218	A Fai rfi el d	70 81			
						218	H Fai rfi el d	63 77			
						219	A Syracuse	59 54			
						226	A St. Peter' s	52 56			
						226	H St. Peter' s	51 64			
						231	A Si ena	65 78			
						231	H Si ena	72 68			
						235	A Buffal o	59 70			
						236	A Manhattan	70 51			
						236	H Manhattan	67 70			
						236	N Manhattan	53 57			
						250	A Akron	42 69			
						256	A Duquesne	41 58			
						286	H Md. -East. Shore	70 54			
						298	H Col gate	76 62			
						304	A Clevel and St.	84 83			
						316	A Ri der	66 60			
						316	H Ri der	71 51			
LAST 10 Division I GAMES:											
						236	N Manhattan	53 57	136	A lona	67 69
						213	A Cani si us	68 62	316	A Ri der	66 60
						231	A Si ena	65 78	144	H Loyol a (Md.)	55 65
						236	H Manhattan	67 70	231	H Si ena	72 68
						226	H St. Peter' s	51 64	36	A Mari st	59 80

Niagara

Niagara

Non-Div I Games:

Ni agara

Loss, Non-Conf, S Site, H Home A Away N Neutral

Average RPI Win: 313		WON-LOST RECORD		WINNING PCT. RANK		LAST 10 GAMES		STRENGTH OF SCHEDULE		OPP. STRENGTH OF SCHEDULE		TEAM RPI		ADJ. RPI		CONF. RPI		ADJ CONF. RPI			
DIV. I ONLY		7- 20		288		4- 6		319		288		315		315		28		28			
DIV. I NON-CONF.		2- 11		304		0- 2		278		195		317		317		27		27			
TOTALS		RPI 1-25		RPI 26-50		W-L RECORDS		RPI 51-100		RPI 100+											
7- 20		0- 1		0- 2		OVERALL		0- 1		7- 16											
4- 6		0- 0		0- 0		HOME		0- 0		4- 6											
2- 14		0- 1		0- 2		AWAY		0- 1		2- 10											
1- 0		0- 0		0- 0		NEUTRAL		0- 0		1- 0											
2- 11		0- 1		0- 2		NON-CONFERENCE		0- 0		2- 8											
1- 2		0- 0		0- 0		HOME		0- 0		1- 2											
0- 9		0- 1		0- 2		AWAY		0- 0		0- 6											
1- 0		0- 0		0- 0		NEUTRAL		0- 0		1- 0											
5- 9		0- 0		0- 0		CONFERENCE		0- 1		5- 8											
3- 4		0- 0		0- 0		HOME		0- 0		3- 4											
2- 5		0- 0		0- 0		AWAY		0- 1		2- 4											
0- 0		0- 0		0- 0		NEUTRAL		0- 0		0- 0											
RPI 1-25		RPI 26-50		RPI 51-100		Team's RPI : 315															
RPI S	Opponent	Score	RPI S	Opponent	Score	RPI S	Opponent	Score	RPI S	Opponent	Score										
14	A Arizona St.	46 91	27	A Mi ssi ssi ppi	50 87	64	A Texas-Arl ington	36 87	126	A Ari zona	41 83										
			40	A Nebraska	42 80				127	H Stephen F. Austin	52 58										
									143	A Mi ami (Fl a.)	42 85										
									148	A St. John' s (N.Y.)	50 63										
									195	H UTSA	60 66										
									196	H A&M-Corpus Christi	61 66										
									197	A Prai rie View	37 76										
									205	A Texas St.	64 72										
									265	H New Orleans	50 60										
									274	A Southeastern La.	59 77										
									274	H Southeastern La.	71 82										
									277	A Central Ark.	62 71										
									277	H Central Ark.	72 74										
									282	N Wright St.	65 56										
									285	A Lamar	52 70										
									285	H Lamar	95 90										
									317	A Northwestern St.	59 70										
									317	H Northwestern St.	85 76										
									318	H Tennessee St.	69 57										
									319	A Sam Houston St.	82 78										
									333	A Centenary (La.)	66 79										
									334	A McNeese St.	68 66										
									334	H McNeese St.	56 54										
LAST 10 Div si on I GAMES:																					
334	A	McNeese St.	68	66	195	H	UTSA	60	66												
285	A	Lamar	52	70	196	H	A&M-Corpus Christi	61	66												
277	A	Central Ark.	62	71	334	H	McNeese St.	56	54												
317	H	Northwestern St.	85	76	285	H	Lamar	95	90												
274	A	Southeastern La.	59	77	277	H	Central Ark.	72	74												

Nicholls St.

N
i
c
h
o
l
l
s
t
.

Non-Div I Games:

Ni chol l s St.

Loss, Non-Conf, S Site, H Home A Away N Neutral

Average RPI Win: 281		WON-LOST	WINNING	LAST 10	STRENGTH OF	OPP. STRENGTH	TEAM	ADJ.	CONF.	ADJ CONF.
Average RPI Loss: 207		RECORD	PCT. RANK	GAMES	SCHEDULE	OF SCHEDULE	RPI	RPI	RPI	RPI
DIV. I ONLY	5- 24	317	3- 7	275	322	326	326	26	26	
DIV. I NON-CONF.	0- 9	331	0- 0	296	317	335	335	29	29	
TOTALS	RPI 1-25	RPI 26-50	W-L RECORDS	RPI 51-100	RPI 100+					
5- 24	0- 0	0- 0	OVERALL	0- 2	5- 22					
3- 10	0- 0	0- 0	HOME	0- 1	3- 9					
1- 12	0- 0	0- 0	AWAY	0- 1	1- 11					
1- 2	0- 0	0- 0	NEUTRAL	0- 0	1- 2					
0- 9	0- 0	0- 0	NON-CONFERENCE	0- 0	0- 9					
0- 4	0- 0	0- 0	HOME	0- 0	0- 4					
0- 4	0- 0	0- 0	AWAY	0- 0	0- 4					
0- 1	0- 0	0- 0	NEUTRAL	0- 0	0- 1					
5- 15	0- 0	0- 0	CONFERENCE	0- 2	5- 13					
3- 6	0- 0	0- 0	HOME	0- 1	3- 5					
1- 8	0- 0	0- 0	AWAY	0- 1	1- 7					
1- 1	0- 0	0- 0	NEUTRAL	0- 0	1- 1					
RPI S	RPI 1-25 Opponent Score	RPI S	RPI 26-50 Opponent Score	RPI S	RPI 51-100 Opponent Score	RPI S	RPI 101+ Opponent Score	Team's RPI: 326		
				77 A Coppin St.	44 73	120 H William & Mary	58 73			
				77 H Coppin St.	61 89	121 A Liberty	53 91			
						132 H VCU	49 71			
						146 A Towson	66 83			
						157 A Delaware St.	41 64			
						157 H Delaware St.	55 77			
						157 N Delaware St.	55 63			
						178 H Georgia St.	70 91			
						180 A Hampton	58 60			
						180 H Hampton	70 66			
						184 A N. C. A&T	58 86			
						184 H N. C. A&T	77 83			
						211 A Morgan St.	54 65			
						211 H Morgan St.	44 64			
						264 H Howard	60 89			
						266 A Florida A&M	58 69			
						266 H Florida A&M	53 69			
						286 A Md. -East. Shore	69 59			
						286 N Md. -East. Shore	58 54			
						289 A Longwood	55 67			
						303 A Winston-Salem	47 56			
						303 H Winston-Salem	64 75			
						320 A South Carolina St.	48 50			
						320 H South Carolina St.	68 55			
						332 N NJIT	70 91			
						335 A Bethune-Cookman	58 66			
						335 H Bethune-Cookman	77 53			
				LAST 10 Division I GAMES:						
				157 N Delaware St.	55 63	180 A Hampton	58 60			
				286 N Md. -East. Shore	58 54	157 H Delaware St.	55 77			
				264 H Howard	60 89	211 A Morgan St.	54 65			
				320 H South Carolina St.	68 55	77 A Coppin St.	44 73			
				184 H N. C. A&T	77 83	335 H Bethune-Cookman	77 53			

Norfolk St.

Non-Div I Games: Virginia Union 59 57

Norfolk St.

Loss, Non-Conf, S Site, H Home A Away N Neutral

Average RPI Win:	223	WON-LOST	WINNING	LAST 10	STRENGTH OF	OPP. STRENGTH	TEAM	ADJ.	CONF.	ADJ CONF.
Average RPI Loss:	108	RECORD	PCT. RANK	GAMES	SCHEDULE	OF SCHEDULE	RPI	RPI	RPI	RPI

DIV. I ONLY	12- 11	154	7- 3	131	181	141	139	31	31
DIV. I NON-CONF.	5- 8	223	0- 0	67	133	150	145	28	28

TOTALS	RPI 1-25	RPI 26-50	W-L RECORDS	RPI 51-100	RPI 100+
12- 11	0- 1	0- 3	OVERALL	2- 2	10- 5
7- 3	0- 0	0- 1	HOME	1- 1	6- 1
4- 7	0- 1	0- 2	AWAY	0- 1	4- 3
1- 1	0- 0	0- 0	NEUTRAL	1- 0	0- 1
5- 8	0- 1	0- 1	NON-CONFERENCE	2- 2	3- 4
3- 2	0- 0	0- 0	HOME	1- 1	2- 1
1- 5	0- 1	0- 1	AWAY	0- 1	1- 2
1- 1	0- 0	0- 0	NEUTRAL	1- 0	0- 1
7- 3	0- 0	0- 2	CONFERENCE	0- 0	7- 1
4- 1	0- 0	0- 1	HOME	0- 0	4- 0
3- 2	0- 0	0- 1	AWAY	0- 0	3- 1
0- 0	0- 0	0- 0	NEUTRAL	0- 0	0- 0

RPI 1-25				RPI 26-50				RPI 51-100				RPI 101+				Team's RPI : 139	
RPI	S	Opponent	Score	RPI	S	Opponent	Score	RPI	S	Opponent	Score	RPI	S	Opponent	Score		
13	A	Middle Tenn.	63 93	44	A	Wis. -Green Bay	51 77	64	N	Texas-Arlington	59 54	105	H	Northern Ariz.	50 55		
				45	A	South Dakota St.	51 86	68	H	Minnesota	62 48	112	A	Alabama	53 78		
				45	H	South Dakota St.	45 86	76	H	Arkansas St.	61 64	169	A	Oral Roberts	67 82		
								98	A	East Caro.	70 73	199	A	Utah Valley St.	71 63		
												199	H	Utah Valley St.	81 48		
												216	H	Wis. -Milwaukee	63 53		
												218	N	Fairfield	56 76		
												221	A	IPFW	85 80		
												221	H	IPFW	89 72		
												243	A	Montana St.	74 62		
												262	A	Tex. -Pan American	57 59		
												262	H	Tex. -Pan American	69 57		
												314	H	San Jose St.	69 61		
												332	A	NJIT	73 54		
												332	H	NJIT	81 49		
LAST 10 Division I GAMES:																	
				221	A	IPFW	85 80					332	H	NJIT	81 49		
				332	A	NJIT	73 54					221	H	IPFW	89 72		
				45	A	South Dakota St.	51 86					45	H	South Dakota St.	45 86		
				262	H	Tex. -Pan American	69 57					199	A	Utah Valley St.	71 63		
				199	H	Utah Valley St.	81 48					262	A	Tex. -Pan American	57 59		

Non-Div I Games: Valley City St. 81 31 Jamestown 53 31

North Dakota St.

Loss, Non-Conf, S Site, H Home A Away N Neutral

North Florida										Through Games of 2007 Final															
Average RPI Win:		317		WON-LOST		WINNING		LAST 10		STRENGTH OF		OPP. STRENGTH		TEAM		ADJ.		CONF.		ADJ CONF.					
Average RPI Loss:		197		RECORD		PCT. RANK		GAMES		SCHEDULE		OF SCHEDULE		RPI		RPI		RPI		RPI					
DIV. I ONLY				8- 21		279		3- 7		331				304				324		324		31		31	
DIV. I NON-CONF.				7- 18		268		3- 6		297				306				308		310		28		28	
TOTALS		RPI 1-25		RPI 26-50		W-L RECORDS		RPI 51-100		RPI 100+															
8- 21		0- 0		0- 2		OVERALL		0- 2		8- 17															
4- 7		0- 0		0- 1		HOME		0- 1		4- 5															
3- 12		0- 0		0- 1		AWAY		0- 1		3- 10															
1- 2		0- 0		0- 0		NEUTRAL		0- 0		1- 2															
7- 18		0- 0		0- 2		NON-CONFERENCE		0- 2		7- 14															
4- 6		0- 0		0- 1		HOME		0- 1		4- 4															
3- 10		0- 0		0- 1		AWAY		0- 1		3- 8															
0- 2		0- 0		0- 0		NEUTRAL		0- 0		0- 2															
1- 3		0- 0		0- 0		CONFERENCE		0- 0		1- 3															
0- 1		0- 0		0- 0		HOME		0- 0		0- 1															
0- 2		0- 0		0- 0		AWAY		0- 0		0- 2															
1- 0		0- 0		0- 0		NEUTRAL		0- 0		1- 0															
RPI 1-25				RPI 26-50				RPI 51-100				RPI 101+				Team's RPI: 324									
RPI	S	Opponent	Score	RPI	S	Opponent	Score	RPI	S	Opponent	Score	RPI	S	Opponent	Score										
48	H	Hofstra	41 63	99	A	Belmont	48 76	116	A	Florida	37 78														
49	A	Virginia	57 90	99	H	Belmont	43 68	125	A	East Tenn. St.	48 87														
								125	H	East Tenn. St.	58 61														
								129	A	Florida Int'l	46 86														
								142	N	Villanova	47 66														
								178	N	Georgia St.	41 76														
								188	A	Jacksonville	42 56														
								188	H	Jacksonville	52 67														
								269	A	Gardner-Webb	54 57														
								269	H	Gardner-Webb	35 39														
								272	A	UCF	44 55														
								283	A	Kennesaw St.	68 73														
								283	H	Kennesaw St.	56 58														
								289	A	Longwood	45 52														
								306	A	Lipscomb	53 44														
								306	H	Lipscomb	54 51														
								309	A	Campbell	74 73														
								309	H	Campbell	59 53														
								323	A	Stetson	50 72														
								323	H	Stetson	75 61														
								327	A	Mercer	43 42														
								327	H	Mercer	57 40														
								332	N	NJIT	52 46														
								335	A	Bethune-Cookman	40 57														
								335	H	Bethune-Cookman	42 58														
LAST 10 Division I GAMES:																									
99	H	Belmont	43 68	283	H	Kennesaw St.	56 58																		
306	H	Lipscomb	54 51	188	H	Jacksonville	52 67																		
327	A	Mercer	43 42	49	A	Virginia	57 90																		
323	A	Stetson	50 72	269	A	Gardner-Webb	54 57																		
125	H	East Tenn. St.	58 61	309	A	Campbell	74 73																		

North
Fla.North
Fla.

Non-Div I Games:

North Fla.

Loss, Non-Conf, S Site, H Home A Away N Neutral

North Texas

Average RPI Win: 202
Average RPI Loss: 102

WON-LOST
RECORD

WINNING
PCT. RANK

LAST 10
GAMES

STRENGTH OF
SCHEDULE

OPP. STRENGTH
OF SCHEDULE

TEAM
RPI

ADJ.
RPI

CONF.
RPI

ADJ CONF.
RPI

DIV. I ONLY

9- 20

258

4- 6

64

131

180

177

8

8

DIV. I NON-CONF.

3- 7

262

0- 0

60

239

190

185

9

9

TOTALS

RPI 1-25

RPI 26-50

W-L RECORDS

RPI 51-100

RPI 100+

9- 20

0- 3

1- 1

OVERALL

1- 6

7- 10

6- 5

0- 1

1- 0

HOME

1- 2

4- 2

3- 15

0- 2

0- 1

AWAY

0- 4

3- 8

0- 0

0- 0

0- 0

NEUTRAL

0- 0

0- 0

3- 7

0- 2

0- 0

NON-CONFERENCE

0- 1

3- 4

2- 0

0- 0

0- 0

HOME

0- 0

2- 0

1- 7

0- 2

0- 0

AWAY

0- 1

1- 4

0- 0

0- 0

0- 0

NEUTRAL

0- 0

0- 0

6- 13

0- 1

1- 1

CONFERENCE

1- 5

4- 6

4- 5

0- 1

1- 0

HOME

1- 2

2- 2

2- 8

0- 0

0- 1

AWAY

0- 3

2- 4

0- 0

0- 0

0- 0

NEUTRAL

0- 0

0- 0

RPI 1-25

RPI 26-50

RPI 51-100

RPI 101+

Team's RPI: 177

RPI	S	Opponent	Score
13	H	Middle Tenn.	56 70
18	A	Baylor	47 84
24	A	Texas A&M	52 70

RPI	S	Opponent	Score
31	A	Western Ky.	68 82
31	H	Western Ky.	73 65

RPI	S	Opponent	Score
62	A	La. -Lafayette	59 75
62	H	La. -Lafayette	76 85
76	A	Arkansas St.	51 57
76	H	Arkansas St.	82 66
89	A	Ark. -Little Rock	49 87
89	H	Ark. -Little Rock	63 69
94	A	UTEP	43 77

RPI	S	Opponent	Score
107	A	Denver	63 72
107	H	Denver	48 51
108	A	SMU	53 70
120	A	William & Mary	58 64
127	A	Stephen F. Austin	68 75
129	A	Florida Int'l	55 67
172	A	South Ala.	57 72
172	A	South Ala.	44 52
180	A	Hampton	64 65
182	A	La. -Monroe	71 67
197	H	Prairie View	77 74
210	H	Troy	68 53
233	H	Fla. Atlantic	80 72
265	A	New Orleans	68 52
265	H	New Orleans	65 69
308	H	Loyola (Ill.)	92 54
317	A	Northwestern St.	77 66

LAST 10 Division I GAMES:

172	A	South Ala.	44 52	107	A	Denver	63 72
62	A	La. -Lafayette	59 75	182	A	La. -Monroe	71 67
76	H	Arkansas St.	82 66	265	H	New Orleans	65 69
31	H	Western Ky.	73 65	31	A	Western Ky.	68 82
89	H	Ark. -Little Rock	63 69	210	H	Troy	68 53

North Texas

North Texas

Non-Div I Games:

North Texas

Loss, Non-Conf, S Site, H Home A Away N Neutral

Average RPI Win: 174				WON-LOST RECORD		WINNING PCT. RANK		LAST 10 GAMES		STRENGTH OF SCHEDULE		OPP. STRENGTH OF SCHEDULE		TEAM RPI		ADJ. RPI		CONF. RPI		ADJ CONF. RPI				
Average RPI Loss: 129																								
DIV. I ONLY				4- 26		327		1- 9		60		155		259		257		9		9				
DIV. I NON-CONF.				1- 10		324		0- 0		81		229		266		264		10		10				
TOTALS				RPI 1-25		RPI 26-50		W-L RECORDS		RPI 51-100		RPI 100+												
4- 26				0- 2		0- 6		OVERALL		0- 1		4- 17												
3- 10				0- 1		0- 3		HOME		0- 0		3- 6												
1- 14				0- 1		0- 3		AWAY		0- 1		1- 9												
0- 2				0- 0		0- 0		NEUTRAL		0- 0		0- 2												
1- 10				0- 1		0- 0		NON-CONFERENCE		0- 1		1- 8												
0- 4				0- 0		0- 0		HOME		0- 0		0- 4												
1- 5				0- 1		0- 0		AWAY		0- 1		1- 3												
0- 1				0- 0		0- 0		NEUTRAL		0- 0		0- 1												
3- 16				0- 1		0- 6		CONFERENCE		0- 0		3- 9												
3- 6				0- 1		0- 3		HOME		0- 0		3- 2												
0- 9				0- 0		0- 3		AWAY		0- 0		0- 6												
0- 1				0- 0		0- 0		NEUTRAL		0- 0		0- 1												
RPI 1-25				RPI 26-50		RPI 51-100		Team's RPI : 257																
RPI S	Opponent			Score		RPI S	Opponent			Score		RPI S	Opponent			Score		RPI S	Opponent			Score		
2	A	Duke		49	102	26	A	James Madi son		63	85	80	A	St. Joseph' s		59	83	120	A	William & Mary		49	58	
23	H	Ol d Domi ni on		75	89	26	H	James Madi son		57	71							132	A	VCU		74	80	
						34	A	Del aware		43	65							132	N	VCU		58	74	
						34	H	Del aware		35	65							133	A	Massachusetts		50	58	
						48	A	Hofstra		61	75							146	A	Towson		63	68	
						48	H	Hofstra		63	72							146	H	Towson		65	52	
																		147	H	Long Isl and		61	74	
																		151	N	Vermont		47	55	
																		159	H	Boston U.		79	93	
																		160	A	Provi dence		74	75	
																		166	A	Harvard		87	77	
																		178	A	Georgi a St.		51	76	
																		178	H	Georgi a St.		64	42	
																		190	H	Dartmouth		67	73	
																		206	A	Drexel		90	98	
																		206	H	Drexel		64	53	
																		213	H	Can i si us		62	68	
																		227	A	George Mason		53	68	
																		227	H	George Mason		61	67	
																		234	H	UNC Wi l mi ngton		56	64	
																		284	A	New Hampshi re		62	71	
LAST 10 Div						si on I GAMES:																		
						132	N	VCU		58	74	178	H	Georgi a St.		64	42							
						34	H	Del aware		35	65	26	A	James Madi son		63	85							
						48	A	Hofstra		61	75	23	H	Ol d Domi ni on		75	89							
						206	A	Drexel		90	98	146	A	Towson		63	68							
						26	H	James Madi son		57	71	48	H	Hofstra		63	72							

North eastern

North eastern

Non-Div I Games:

Northeastern

Loss, Non-Conf, S Site, H Home A Away N Neutral

Average RPI Win: 226		WON-LOST RECORD		WINNING PCT. RANK		LAST 10 GAMES		STRENGTH OF SCHEDULE		OPP. STRENGTH OF SCHEDULE		TEAM RPI		ADJ. RPI		CONF. RPI		ADJ CONF. RPI	
DIV. I ONLY		19- 12		91		6- 4		118		241		106		105		19		19	
DIV. I NON-CONF.		8- 6		121		1- 0		92		213		101		101		20		20	
TOTALS		RPI 1-25		RPI 26-50		W-L RECORDS		RPI 51-100		RPI 100+									
19- 12		0- 1		0- 2		OVERALL		2- 4		17- 5									
10- 3		0- 0		0- 1		HOME		0- 2		10- 0									
7- 8		0- 1		0- 1		AWAY		2- 2		5- 4									
2- 1		0- 0		0- 0		NEUTRAL		0- 0		2- 1									
8- 6		0- 1		0- 2		NON-CONFERENCE		1- 2		7- 1									
4- 2		0- 0		0- 1		HOME		0- 1		4- 0									
3- 4		0- 1		0- 1		AWAY		1- 1		2- 1									
1- 0		0- 0		0- 0		NEUTRAL		0- 0		1- 0									
11- 6		0- 0		0- 0		CONFERENCE		1- 2		10- 4									
6- 1		0- 0		0- 0		HOME		0- 1		6- 0									
4- 4		0- 0		0- 0		AWAY		1- 1		3- 3									
1- 1		0- 0		0- 0		NEUTRAL		0- 0		1- 1									
RPI 1-25		RPI 26-50		RPI 51-100		RPI 101+		Team's RPI: 105											
RPI S	Opponent	Score		RPI S	Opponent	Score		RPI S	Opponent	Score		RPI S	Opponent	Score					
14	A Arizona St.	72 85		43	A New Mexico	51 62		60	A Montana	64 78		111	N Eastern Mi ch.	89 69					
				44	H Wi s. -Green Bay	64 75		60	A Montana	64 59		114	H Kent St.	75 65					
								60	H Montana	50 61		139	A North Dakota St.	55 50					
								64	A Texas-Arlington	60 69		149	A Idaho St.	79 95					
								94	H UTEP	62 63		149	H Idaho St.	70 62					
								96	A Loyol a Marymount	74 58		149	N Idaho St.	78 84					
												173	A Valparai so	56 62					
												179	A Weber St.	64 79					
												179	H Weber St.	73 57					
												243	A Montana St.	60 52					
												243	H Montana St.	66 47					
												243	N Montana St.	76 53					
												252	A Portland St.	65 73					
												252	H Portland St.	72 71					
												287	A Eastern Wash.	66 63					
												287	H Eastern Wash.	76 51					
												302	H Southern Utah	63 44					
												310	A Northern Colo.	86 49					
												310	H Northern Colo.	79 45					
												313	H Paci fic	74 59					
												328	A Sacramento St.	76 54					
												328	H Sacramento St.	83 46					
				LAST 10 Division I GAMES:															
				149	N Idaho St.	78 84		243	H Montana St.	66 47									
				60	A Montana	64 59		60	H Montana	50 61									
				243	N Montana St.	76 53		310	A Northern Colo.	86 49									
				287	A Eastern Wash.	66 63		149	A Idaho St.	79 95									
				252	A Portland St.	65 73		179	H Weber St.	73 57									

Northern Ariz.

Non-Div I Games: Western N.M. 72 32

Northern Ariz.

Northern Conf.						Through Games Of 2007 Final					
Average RPI Win:	288	WON-LOST RECORD	WINNING PCT. RANK	LAST 10 GAMES	STRENGTH OF SCHEDULE	OPP. STRENGTH OF SCHEDULE	TEAM RPI	ADJ. RPI	CONF. RPI	ADJ CONF. RPI	
DIV. I ONLY	4- 24	326	1- 9	240	228	311	310	31	31		
DIV. I NON-CONF.	4- 24	307	1- 9	218	266	306	312	28	28		
TOTALS	RPI 1-25	RPI 26-50	W-L RECORDS	RPI 51-100	RPI 100+						
4- 24	0- 1	0- 2	OVERALL	0- 3	4- 18						
4- 11	0- 0	0- 2	HOME	0- 1	4- 8						
0- 13	0- 1	0- 0	AWAY	0- 2	0- 10						
0- 0	0- 0	0- 0	NEUTRAL	0- 0	0- 0						
4- 24	0- 1	0- 2	NON-CONFERENCE	0- 3	4- 18						
4- 11	0- 0	0- 2	HOME	0- 1	4- 8						
0- 13	0- 1	0- 0	AWAY	0- 2	0- 10						
0- 0	0- 0	0- 0	NEUTRAL	0- 0	0- 0						
0- 0	0- 0	0- 0	CONFERENCE	0- 0	0- 0						
0- 0	0- 0	0- 0	HOME	0- 0	0- 0						
0- 0	0- 0	0- 0	AWAY	0- 0	0- 0						
0- 0	0- 0	0- 0	NEUTRAL	0- 0	0- 0						
RPI 1-25						RPI 26-50		RPI 51-100		Team's RPI : 310	
RPI S	Opponent	Score	RPI S	Opponent	Score	RPI S	Opponent	Score	RPI S	Opponent	Score
8 A	Oklahoma	36 82	33 H	Louisville	52 82	60 A	Montana	54 85	105 A	Northern Ariz.	45 79
			47 H	Wyoming	46 76	60 H	Montana	56 74	105 H	Northern Ariz.	49 86
						78 A	Illinois	39 76	107 H	Denver	59 88
									149 A	Idaho St.	65 90
									149 H	Idaho St.	66 92
									179 A	Weber St.	66 78
									179 H	Weber St.	45 56
									208 A	Cal St. Fullerton	63 75
									243 A	Montana St.	47 68
									243 H	Montana St.	49 77
									251 H	Air Force	59 72
									252 A	Portland St.	63 77
									252 H	Portland St.	63 81
									253 H	Fairleigh Dickinson	67 55
									254 A	Wichita St.	55 80
									268 H	Colorado St.	48 59
									285 H	Lamar	71 43
									287 A	Eastern Wash.	47 68
									287 H	Eastern Wash.	78 54
									295 A	UMKC	46 71
									328 A	Sacramento St.	47 54
									328 H	Sacramento St.	70 45
LAST 10 Division I GAMES:											
			252 A	Portland St.	63 77		149 A	Idaho St.	65 90		
			287 A	Eastern Wash.	47 68		107 H	Denver	59 88		
			60 H	Montana	56 74		179 H	Weber St.	45 56		
			243 H	Montana St.	49 77		328 H	Sacramento St.	70 45		
			105 H	Northern Ariz.	49 86		60 A	Montana	54 85		

Non-Div I Games: UC-Col o. Spgs. 62 56

Northern Col o.

Loss, Non-Conf, S Site, H Home A Away N Neutral

Northwestern

Through Games Of 2007 Final

Average RPI Win:	203	WON-LOST	WINNING	LAST 10	STRENGTH OF	OPP. STRENGTH	TEAM	ADJ.	CONF.	ADJ CONF.
Average RPI Loss:	55	RECORD	PCT. RANK	GAMES	SCHEDULE	OF SCHEDULE	RPI	RPI	RPI	RPI

DIV. I ONLY	8- 22	283	2- 8	46	45	162	158	4	4
DIV. I NON-CONF.	6- 7	171	0- 0	90	183	136	133	2	2

TOTALS	RPI 1-25	RPI 26-50	W-L RECORDS	RPI 51-100	RPI 100+
8- 22	0- 6	0- 2	OVERALL	1- 12	7- 2
5- 9	0- 3	0- 0	HOME	1- 5	4- 1
2- 11	0- 3	0- 1	AWAY	0- 6	2- 1
1- 2	0- 0	0- 1	NEUTRAL	0- 1	1- 0
6- 7	0- 0	0- 2	NON-CONFERENCE	0- 4	6- 1
3- 3	0- 0	0- 0	HOME	0- 2	3- 1
2- 3	0- 0	0- 1	AWAY	0- 2	2- 0
1- 1	0- 0	0- 1	NEUTRAL	0- 0	1- 0
2- 15	0- 6	0- 0	CONFERENCE	1- 8	1- 1
2- 6	0- 3	0- 0	HOME	1- 3	1- 0
0- 8	0- 3	0- 0	AWAY	0- 4	0- 1
0- 1	0- 0	0- 0	NEUTRAL	0- 1	0- 0

RPI 1-25				RPI 26-50				RPI 51-100				RPI 101+				Team's RPI: 158	
RPI	S	Opponent	Score	RPI	S	Opponent	Score	RPI	S	Opponent	Score	RPI	S	Opponent	Score		
6	A	Purdue	30 72	27	N	Mi ssi ssi ppi	58 61	52	H	Georgi a Tech	68 82	115	H	Northern Ill.	54 70		
6	H	Purdue	41 73	40	A	Nebraska	58 73	55	A	Indi ana	59 83	161	A	Mi chi gan	49 61		
12	A	Ohio St.	42 70					59	A	Wi sconsi n	72 93	161	H	Mi chi gan	63 54		
12	H	Ohio St.	42 66					59	H	Wi sconsi n	50 74	173	H	Val parai so	64 45		
19	A	Mi chi gan St.	63 68					65	A	DePaul	66 74	183	A	Mi ami (Ohio)	80 51		
19	H	Mi chi gan St.	48 55					67	H	Mi ssouri	59 78	187	H	Ill. -Chi cago	72 57		
								68	H	Mi nnesota	63 65	269	N	Gardner-Webb	59 34		
								68	N	Mi nnesota	43 60	270	H	Pri nceton	67 53		
								70	A	Penn St.	53 85	308	A	Loyol a (Ill.)	78 60		
								70	H	Penn St.	64 61						
								78	A	Illinoi s	49 77						
								79	A	Utah	69 80						
								81	H	Iowa	61 63						
LAST 10 Division I GAMES:																	
				68	N	Mi nnesota	43 60	19	H	Mi chi gan St.	48 55						
				55	A	Indi ana	59 83	161	A	Mi chi gan	49 61						
				161	H	Mi chi gan	63 54	12	H	Ohio St.	42 66						
				19	A	Mi chi gan St.	63 68	78	A	Illinoi s	49 77						
				70	H	Penn St.	64 61	6	A	Purdue	30 72						

Non-Div I Games:

Northwestern

Loss,
Non-Conf, S Site,
H Home
A Away
N Neutral

Northwestern St.				Through Games of 2007 Final															
Average RPI Win: 310		WON-LOST RECORD		WINNING PCT. RANK		LAST 10 GAMES		STRENGTH OF SCHEDULE		OPP. STRENGTH OF SCHEDULE		TEAM RPI		ADJ. RPI		CONF. RPI		ADJ CONF. RPI	
DIV. I ONLY		8- 20		274		3- 7		324		312		318		317		28		28	
DIV. I NON-CONF.		3- 10		281		1- 1		317		301		324		323		27		27	
TOTALS		RPI 1-25		RPI 26-50		W-L RECORDS		RPI 51-100		RPI 100+									
8- 20		0- 0		0- 0		OVERALL		0- 3		8- 17									
6- 6		0- 0		0- 0		HOME		0- 1		6- 5									
2- 11		0- 0		0- 0		AWAY		0- 1		2- 10									
0- 3		0- 0		0- 0		NEUTRAL		0- 1		0- 2									
3- 10		0- 0		0- 0		NON-CONFERENCE		0- 1		3- 9									
2- 3		0- 0		0- 0		HOME		0- 0		2- 3									
1- 5		0- 0		0- 0		AWAY		0- 1		1- 4									
0- 2		0- 0		0- 0		NEUTRAL		0- 0		0- 2									
5- 10		0- 0		0- 0		CONFERENCE		0- 2		5- 8									
4- 3		0- 0		0- 0		HOME		0- 1		4- 2									
1- 6		0- 0		0- 0		AWAY		0- 0		1- 6									
0- 1		0- 0		0- 0		NEUTRAL		0- 1		0- 0									
RPI 1-25		RPI 26-50		RPI 51-100		Team's RPI: 317													
RPI S	Opponent	Score	RPI S	Opponent	Score	RPI S	Opponent	Score	RPI S	Opponent	Score								
						63 A	Oklahoma St.	43 79	101 N	UAB	77 84								
						64 H	Texas-Arlington	48 65	127 H	Stephen F. Austin	59 62								
						64 N	Texas-Arlington	53 62	171 N	Maine	63 79								
									177 H	North Texas	66 77								
									182 A	La.-Monroe	39 83								
									192 H	Jackson St.	60 65								
									195 A	UTSA	38 55								
									196 A	A&M-Corpus Christi	61 67								
									205 H	Texas St.	69 73								
									265 A	New Orleans	55 69								
									274 A	Southeastern La.	59 77								
									274 H	Southeastern La.	55 53								
									277 A	Central Ark.	73 71								
									277 H	Central Ark.	60 74								
									280 A	Washington St.	70 72								
									285 A	Lamar	58 69								
									285 H	Lamar	68 61								
									287 A	Eastern Wash.	67 71								
									315 A	Nicholls St.	76 85								
									315 H	Nicholls St.	70 59								
									319 A	Sam Houston St.	66 77								
									325 H	Southern U.	66 61								
									333 H	Centenary (La.)	71 61								
									334 A	McNeese St.	82 58								
									334 H	McNeese St.	72 68								
LAST 10 Division I GAMES:																			
						64 N	Texas-Arlington	53 62	334 H	McNeese St.	72 68								
						277 H	Central Ark.	60 74	127 H	Stephen F. Austin	59 62								
						274 H	Southeastern La.	55 53	319 A	Sam Houston St.	66 77								
						315 A	Nicholls St.	76 85	277 A	Central Ark.	73 71								
						285 A	Lamar	58 69	274 A	Southeastern La.	59 77								

Northwestern St

Northwestern St

Non-Div I Games: Ark. -Monticello 89 80 LSU-Shreveport 79 57

Northwestern St.

Loss, Non-Conf, S Site, H Home A Away N Neutral

Page 204

[illegible]

Notre Dame

N
o
t
r
e
D
a
m
e

Non-Div I Games:

Notre Dame

Loss, Non-Conf, S Site, H Home A Away N Neutral

Oakland			Through Games Of 2007 Final								
Average RPI Win:	259		WON-LOST RECORD	WINNING PCT. RANK	LAST 10 GAMES	STRENGTH OF SCHEDULE	OPP. STRENGTH OF SCHEDULE	TEAM RPI	ADJ. RPI	CONF. RPI	ADJ CONF. RPI
Average RPI Loss:	106										
DIV. I ONLY	17- 13		125	7- 3		167	252	146	145	30	30
DIV. I NON-CONF.	3- 10		281	0- 1		49	31	179	179	31	31
<hr/>											
TOTALS	RPI 1-25		RPI 26-50		W-L RECORDS	RPI 51-100				RPI 100+	
17- 13	0- 3		0- 4		OVERALL	0- 1				17- 5	
7- 5	0- 1		0- 0		HOME	0- 1				7- 3	
8- 8	0- 2		0- 4		AWAY	0- 0				8- 2	
2- 0	0- 0		0- 0		NEUTRAL	0- 0				2- 0	
3- 10	0- 3		0- 4		NON-CONFERENCE	0- 1				3- 2	
2- 3	0- 1		0- 0		HOME	0- 1				2- 1	
1- 7	0- 2		0- 4		AWAY	0- 0				1- 1	
0- 0	0- 0		0- 0		NEUTRAL	0- 0				0- 0	
14- 3	0- 0		0- 0		CONFERENCE	0- 0				14- 3	
5- 2	0- 0		0- 0		HOME	0- 0				5- 2	
7- 1	0- 0		0- 0		AWAY	0- 0				7- 1	
2- 0	0- 0		0- 0		NEUTRAL	0- 0				2- 0	
<hr/>											
RPI 1-25			RPI 26-50			RPI 51-100			Team's RPI : 145		
RPI S	Opponent	Score	RPI S	Opponent	Score	RPI S	Opponent	Score	RPI S	Opponent	Score
3 A	Connecti cut	53 85	32 A	Fl ori da St.	69 74	72 H	Kentucky	56 65	111 A	Eastern Mi ch.	68 62
17 H	Marquette	51 64	37 A	West Vi rgi ni a	61 70				169 A	Oral Roberts	68 64
20 A	Bowling Green	58 89	44 A	Wi s. -Green Bay	68 90				169 A	Oral Roberts	55 72
			46 A	Auburn	55 74				169 H	Oral Roberts	57 60
									173 A	Val parai so	63 57
									173 H	Val parai so	65 44
									185 H	Tol edo	76 60
									225 A	Central Mi ch.	57 69
									248 A	IUPUI	58 45
									248 H	IUPUI	46 50
									248 N	IUPUI	75 60
									292 H	Chi cago St.	42 54
									295 A	UMKC	82 55
									295 H	UMKC	67 47
									300 A	Western Ill.	60 51
									300 H	Western Ill.	55 52
									302 A	Southern Utah	65 52
									302 H	Southern Utah	83 36
									305 H	Youngstown St.	81 57
									333 A	Centenary (La.)	73 61
									333 H	Centenary (La.)	73 53
									333 N	Centenary (La.)	82 51
			LAST 10 Div			ision I GAMES:					
			72 H	Kentucky	56 65	169 H	Oral Roberts	57 60			
			169 A	Oral Roberts	55 72	295 A	UMKC	82 55			
			248 N	IUPUI	75 60	302 A	Southern Utah	65 52			
			333 N	Centenary (La.)	82 51	300 H	Western Ill.	55 52			
			333 H	Centenary (La.)	73 53	173 H	Val parai so	65 44			

Non-Div | Games: Marygrove

107 40

Rochester College 85 23

Oakl and

Average RPI Win: 189		WON-LOST RECORD	WINNING PCT. RANK	LAST 10 GAMES	STRENGTH OF SCHEDULE	OPP. STRENGTH OF SCHEDULE	TEAM RPI	ADJ. RPI	CONF. RPI	ADJ CONF. RPI
DIV. I ONLY		18- 12	100	7- 3	149	139	110	110	11	11
DIV. I NON-CONF.		7- 5	116	0- 0	181	191	139	139	13	13
TOTALS		RPI 1-25	RPI 26-50	W-L RECORDS	RPI 51-100	RPI 100+				
18- 12		1- 2	1- 1	OVERALL	0- 2	16- 7				
11- 3		0- 2	0- 0	HOME	0- 0	11- 1				
5- 8		1- 0	1- 1	AWAY	0- 2	3- 5				
2- 1		0- 0	0- 0	NEUTRAL	0- 0	2- 1				
7- 5		0- 1	0- 1	NON-CONFERENCE	0- 2	7- 1				
5- 1		0- 1	0- 0	HOME	0- 0	5- 0				
1- 4		0- 0	0- 1	AWAY	0- 2	1- 1				
1- 0		0- 0	0- 0	NEUTRAL	0- 0	1- 0				
11- 7		1- 1	1- 0	CONFERENCE	0- 0	9- 6				
6- 2		0- 1	0- 0	HOME	0- 0	6- 1				
4- 4		1- 0	1- 0	AWAY	0- 0	2- 4				
1- 1		0- 0	0- 0	NEUTRAL	0- 0	1- 1				
RPI S Opponent		Score	RPI S Opponent	Score	RPI S Opponent	Score	Team's RPI: 110			
20 A Bowling Green		70 67	46 A Auburn	54 73	67 A Missouri	67 70	111 A Eastern Mich.	70 62		
20 H Bowling Green		55 64	50 A Ball St.	77 66	84 A Robert Morris	70 79	111 N Eastern Mich.	69 79		
22 H Pittsburgh		69 77					114 A Kent St.	63 76		
							114 H Kent St.	75 71		
							115 H Northern Ill.	72 70		
							152 N High Point	82 70		
							163 H Marshall	74 71		
							167 H Western Mich.	55 71		
							174 H Butler	84 53		
							183 A Miami (Ohio)	74 83		
							183 H Miami (Ohio)	87 74		
							185 A Toledo	52 53		
							225 H Central Mich.	69 65		
							225 N Central Mich.	55 51		
							233 A Fla. Atlantic	56 58		
							235 A Buffalo	47 61		
							235 H Buffalo	69 66		
							250 A Akron	66 55		
							250 H Akron	77 68		
							263 H Navy	72 49		
							271 H Lehigh	57 40		
							300 A Western Ill.	67 43		
							304 H Cleveland St.	87 64		
LAST 10 Division I GAMES:										
111 N Eastern Mich.		69 79	183 H Miami (Ohio)		87 74					
225 N Central Mich.		55 51	114 H Kent St.		75 71					
250 H Akron		77 68	111 A Eastern Mich.		70 62					
20 A Bowling Green		70 67	185 A Toledo		52 53					
235 A Buffalo		47 61	225 H Central Mich.		69 65					

Non-Div I Games:

Ohio

Average RPI Win: 106		WON-LOST RECORD		WINNING PCT. RANK		LAST 10 GAMES		STRENGTH OF SCHEDULE		OPP. STRENGTH OF SCHEDULE		TEAM RPI		ADJ. RPI		CONF. RPI		ADJ CONF. RPI		
DIV. I ONLY		28- 4		8		7- 3		31		30		12		12		4		4		
DIV. I NON-CONF.		11- 2		23		0- 1		23		109		15		15		2		2		
TOTALS		RPI 1-25		RPI 26-50		W-L RECORDS		RPI 51-100		RPI 100+										
28- 4		2- 3		0- 1		OVERALL		17- 0		9- 0										
16- 1		0- 1		0- 0		HOME		10- 0		6- 0										
10- 1		2- 1		0- 0		AWAY		5- 0		3- 0										
2- 2		0- 1		0- 1		NEUTRAL		2- 0		0- 0										
11- 2		1- 1		0- 1		NON-CONFERENCE		4- 0		6- 0										
9- 0		0- 0		0- 0		HOME		4- 0		5- 0										
2- 1		1- 1		0- 0		AWAY		0- 0		1- 0										
0- 1		0- 0		0- 1		NEUTRAL		0- 0		0- 0										
17- 2		1- 2		0- 0		CONFERENCE		13- 0		3- 0										
7- 1		0- 1		0- 0		HOME		6- 0		1- 0										
8- 0		1- 0		0- 0		AWAY		5- 0		2- 0										
2- 1		0- 1		0- 0		NEUTRAL		2- 0		0- 0										
RPI 1-25		Team's RPI: 12		RPI 26-50		RPI 51-100		RPI 101+												
RPI	S	Opponent	Score		RPI	S	Opponent	Score		RPI	S	Opponent	Score							
6	A	Purdue	64	55	36	N	Marist	63	67	51	H	Washington	84	79	104	H	Boston College	80	72	
6	N	Purdue	52	64						55	H	Indiana	72	62	153	A	Army	77	41	
8	A	OKlahoma	74	67						55	N	Indiana	72	60	158	A	Northwestern	66	42	
10	A	LSU	51	75						59	A	Wisconsin	74	51	158	H	Northwestern	70	42	
19	H	Michigan St.	59	62						59	H	Wisconsin	83	57	161	A	Michigan	72	58	
										60	H	Montana	83	43	237	H	Alabama A&M	98	55	
										68	A	Minnesota	70	67	264	H	Howard	97	52	
										68	H	Minnesota	75	62	276	H	Cornell	77	43	
										70	A	Penn St.	63	61	289	H	Longwood	68	33	
										70	H	Penn St.	78	61						
										70	N	Penn St.	73	71						
										72	H	Kentucky	53	51						
										75	H	Southern California	77	58						
										78	A	Illinois	69	60						
										78	H	Illinois	62	52						
										81	A	Iowa	73	67						
										81	H	Iowa	85	49						
LAST 10 Division I GAMES:																				
36	N	Marist	63	67	70	H	Penn St.	78	61											
6	N	Purdue	52	64	19	H	Michigan St.	59	62											
70	N	Penn St.	73	71	59	H	Wisconsin	83	57											
55	N	Indiana	72	60	78	A	Illinois	69	60											
161	A	Michigan	72	58	68	A	Minnesota	70	67											

Non-Div I Games:

Ohio St.

Average RPI Win: 91		WON-LOST RECORD		WINNING PCT. RANK		LAST 10 GAMES		STRENGTH OF SCHEDULE		OPP. STRENGTH OF SCHEDULE		TEAM RPI		ADJ. RPI		CONF. RPI		ADJ CONF. RPI	
Average RPI Loss: 25																			
DIV. I ONLY		28- 5		13		9- 1		17		11		8		8		2		2	
DIV. I NON-CONF.		12- 2		17		2- 1		86		49		23		23		4		4	
TOTALS		RPI 1-25		RPI 26-50		W-L RECORDS		RPI 51-100				RPI 100+							
28- 5		6- 3		4- 2		OVERALL		10- 0				8- 0							
10- 2		2- 2		1- 0		HOME		5- 0				2- 0							
11- 2		1- 1		1- 1		AWAY		4- 0				5- 0							
7- 1		3- 0		2- 1		NEUTRAL		1- 0				1- 0							
12- 2		1- 1		1- 1		NON-CONFERENCE		3- 0				7- 0							
3- 1		0- 1		0- 0		HOME		1- 0				2- 0							
5- 0		0- 0		0- 0		AWAY		1- 0				4- 0							
4- 1		1- 0		1- 1		NEUTRAL		1- 0				1- 0							
16- 3		5- 2		3- 1		CONFERENCE		7- 0				1- 0							
7- 1		2- 1		1- 0		HOME		4- 0				0- 0							
6- 2		1- 1		1- 1		AWAY		3- 0				1- 0							
3- 0		2- 0		1- 0		NEUTRAL		0- 0				0- 0							
RPI 1-25		Team's RPI: 8		RPI 26-50		RPI 51-100		RPI 101+											
RPI	S	Opponent	Score	RPI	S	Opponent	Score	RPI	S	Opponent	Score	RPI	S	Opponent	Score				
12	H	Ohio St.	67 74	27	N	Mississippi	82 90	57	A	South Carolina	78 51	106	A	UCLA	77 68				
17	N	Marquette	78 47	39	A	Texas	62 67	58	A	Texas Tech	70 67	118	A	Kansas	76 70				
18	A	Baylor	76 63	39	H	Texas	78 58	58	H	Texas Tech	86 81	137	A	Hawaii	76 56				
18	H	Baylor	88 61	39	N	Texas	67 58	63	A	Oklahoma St.	76 60	155	A	Tulsa	72 49				
18	N	Baylor	78 64	40	A	Nebraska	77 69	63	H	Oklahoma St.	78 63	215	N	Eastern Ky.	92 79				
24	A	Texas A&M	68 78	43	N	New Mexico	80 58	65	H	DePaul	105 71	247	H	Ark.-Pine Bluff	87 42				
24	H	Texas A&M	52 54					67	H	Missouri	72 57	285	A	Lamar	79 44				
25	H	Iowa St.	69 49					71	H	Kansas St.	78 58	310	H	Northern Colo.	82 36				
25	N	Iowa St.	67 60					90	N	Southeast Mo. St.	74 60								
								95	A	Colorado	82 67								
				LAST 10 Division I GAMES:															
				27	N	Mississippi	82 90	39	N	Texas	67 58								
				17	N	Marquette	78 47	18	H	Baylor	88 61								
				90	N	Southeast Mo. St.	74 60	67	H	Missouri	72 57								
				25	N	Iowa St.	67 60	118	A	Kansas	76 70								
				18	N	Baylor	78 64	58	A	Texas Tech	70 67								

Non-Div I Games:

Oklahoma

Average RPI Win:		169	WON-LOST		WINNING	LAST 10		STRENGTH OF		OPP. STRENGTH		TEAM	ADJ.	CONF.	ADJ CONF.
Average RPI Loss:		39	RECORD		PCT. RANK	GAMES		SCHEDULE		OF SCHEDULE		RPI	RPI	RPI	RPI
DIV. I ONLY		20- 11	73		5- 5		76		73		63	63	2	2	
DIV. I NON-CONF.		12- 2	17		0- 1		224		311		76	81	4	4	
TOTALS		RPI 1-25	RPI 26-50		W-L RECORDS		RPI 51-100		RPI 100+						
20- 11		1- 7	3- 0		OVERALL		4- 3		12- 1						
13- 4		0- 3	2- 0		HOME		2- 1		9- 0						
5- 5		1- 3	1- 0		AWAY		2- 2		1- 0						
2- 2		0- 1	0- 0		NEUTRAL		0- 0		2- 1						
12- 2		0- 1	0- 0		NON-CONFERENCE		1- 1		11- 0						
9- 0		0- 0	0- 0		HOME		1- 0		8- 0						
1- 1		0- 0	0- 0		AWAY		0- 1		1- 0						
2- 1		0- 1	0- 0		NEUTRAL		0- 0		2- 0						
8- 9		1- 6	3- 0		CONFERENCE		3- 2		1- 1						
4- 4		0- 3	2- 0		HOME		1- 1		1- 0						
4- 4		1- 3	1- 0		AWAY		2- 1		0- 0						
0- 1		0- 0	0- 0		NEUTRAL		0- 0		0- 1						
RPI 1-25		RPI 26-50		RPI 51-100		Team's RPI: 63		RPI 101+							
RPI S	Opponent	Score	RPI S	Opponent	Score	RPI S	Opponent	Score	RPI S	Opponent	Score				
8	A Okl ahoma	63 78	39	A Texas	64 52	58	A Texas Tech	49 75	118	H Kansas	68 54				
8	H Okl ahoma	60 76	39	H Texas	77 58	58	H Texas Tech	61 63	118	N Kansas	62 71				
18	A Bayl or	66 75	40	H Nebraska	63 60	67	A Mi ssouri	83 57	122	H Fresno St.	65 49				
18	H Bayl or	55 66				71	A Kansas St.	64 55	137	A Hawai i	78 64				
20	N Bowl ing Green	66 70				76	A Arkansas St.	73 80	169	N Oral Roberts	78 53				
24	A Texas A&M	63 64				95	H Col orado	61 58	197	H Prair ie View	80 39				
24	H Texas A&M	60 62				97	H UC Ri versi de	77 47	290	N Col umbia	86 42				
25	A Iowa St.	45 44							295	H UMKC	96 54				
									302	H Southern Utah	92 37				
									313	H Paci fic	86 56				
									317	H Northwestern St.	79 43				
									325	H Southern U.	86 46				
									330	H Texas Southern	94 46				
LAST 10 Division I GAMES:															
20	N Bowl ing Green	66 70	24	H Texas A&M	60 62										
118	N Kansas	62 71	18	A Bayl or	66 75										
71	A Kansas St.	64 55	67	A Mi ssouri	83 57										
40	H Nebraska	63 60	39	H Texas	77 58										
39	A Texas	64 52	8	A Okl ahoma	63 78										

Non-Div I Games:

Oklahoma St.

Oral Roberts

Through Games Of 2007 Final

Overall Records				Through Games of 2007 Final							
Average RPI Win: 255		WON-LOST RECORD	WINNING PCT. RANK	LAST 10 GAMES	STRENGTH OF SCHEDULE	OPP. STRENGTH OF SCHEDULE	TEAM RPI	ADJ. RPI	CONF. RPI	ADJ CONF. RPI	
DIV. I ONLY		20- 11	73	8- 2	296	270	166	169	30	30	
DIV. I NON-CONF.		9- 5	93	1- 1	248	113	147	151	31	31	
<hr/>											
TOTALS		RPI 1-25		RPI 26-50	W-L RECORDS		RPI 51-100		RPI 100+		
20- 11		0- 1		0- 1	OVERALL		0- 2		20- 7		
14- 3		0- 0		0- 0	HOME		0- 0		14- 3		
6- 6		0- 0		0- 1	AWAY		0- 1		6- 4		
0- 2		0- 1		0- 0	NEUTRAL		0- 1		0- 0		
9- 5		0- 1		0- 1	NON-CONFERENCE		0- 2		9- 1		
7- 0		0- 0		0- 0	HOME		0- 0		7- 0		
2- 3		0- 0		0- 1	AWAY		0- 1		2- 1		
0- 2		0- 1		0- 0	NEUTRAL		0- 1		0- 0		
11- 6		0- 0		0- 0	CONFERENCE		0- 0		11- 6		
7- 3		0- 0		0- 0	HOME		0- 0		7- 3		
4- 3		0- 0		0- 0	AWAY		0- 0		4- 3		
0- 0		0- 0		0- 0	NEUTRAL		0- 0		0- 0		
<hr/>											
RPI 1-25		RPI 26-50		RPI 51-100		RPI 101+		Team's RPI: 169			
RPI S	Opponent	Score	RPI S	Opponent	Score	RPI S	Opponent	Score			
6 N	Purdue	42 63	39 A	Texas	40 79	58 A	Texas Tech	67 79	139 H	North Dakota St.	82 67
						63 N	Oklahoma St.	53 78	145 A	Oakl and	60 57
									145 H	Oakl and	64 68
									145 H	Oakl and	72 55
									155 H	Tul sa	74 61
									173 A	Val parai so	56 66
									173 H	Val parai so	54 57
									173 H	Val parai so	69 63
									191 A	Creighton	64 72
									247 H	Ark. -Pine Bluff	74 54
									248 A	IUPUI	56 60
									248 H	IUPUI	71 56
									254 A	Wichi ta St.	71 55
									262 H	Tex. -Pan American	68 47
									277 A	Central Ark.	93 59
									277 H	Central Ark.	88 55
									292 H	Chi cago St.	76 55
									295 A	UMKC	66 45
									295 H	UMKC	62 53
									295 H	UMKC	52 44
									300 A	Western Ill.	55 52
									300 H	Western Ill.	41 44
									302 A	Southern Utah	45 58
									302 H	Southern Utah	60 52
									325 H	Southern U.	88 46
									333 A	Centenary (La.)	86 61
									333 H	Centenary (La.)	87 58
<hr/>											
LAST 10 Division I GAMES:											
6 N	Purdue	42 63	145 A	Oakl and	60 57	333 H	Centenary (La.)	87 58			
145 H	Oakl and	72 55	292 H	Chi cago St.	76 55	295 H	UMKC	62 53			
173 H	Val parai so	69 63	302 H	Southern Utah	60 52						
295 H	UMKC	52 44									
248 A	IUPUI	56 60									

Non-Div I Games: Evangel 87 46 St. Gregory's 111 42 Oral Roberts

Oral Roberts

Oral Roberts

Average RPI Win: 151		WON-LOST	WINNING	LAST 10	STRENGTH OF	OPP. STRENGTH	TEAM	ADJ.	CONF.	ADJ CONF.
Average RPI Loss: 74		RECORD	PCT. RANK	GAMES	SCHEDULE	OF SCHEDULE	RPI	RPI	RPI	RPI
DIV. I ONLY	17- 14	142	5- 5	91	61	95	93	6	6	
DIV. I NON-CONF.	9- 3	45	1- 1	129	98	57	57	6	6	
TOTALS	RPI 1-25	RPI 26-50	W-L RECORDS	RPI 51-100	RPI 100+					
17- 14	0- 4	2- 3	OVERALL	3- 4	12- 3					
10- 5	0- 2	2- 0	HOME	2- 2	6- 1					
6- 8	0- 2	0- 2	AWAY	0- 2	6- 2					
1- 1	0- 0	0- 1	NEUTRAL	1- 0	0- 0					
9- 3	0- 0	1- 1	NON-CONFERENCE	2- 1	6- 1					
5- 1	0- 0	1- 0	HOME	1- 1	3- 0					
3- 2	0- 0	0- 1	AWAY	0- 0	3- 1					
1- 0	0- 0	0- 0	NEUTRAL	1- 0	0- 0					
8- 11	0- 4	1- 2	CONFERENCE	1- 3	6- 2					
5- 4	0- 2	1- 0	HOME	1- 1	3- 1					
3- 6	0- 2	0- 1	AWAY	0- 2	3- 1					
0- 1	0- 0	0- 1	NEUTRAL	0- 0	0- 0					
RPI S Opponent	RPI 1-25	RPI S Opponent	RPI 26-50	RPI S Opponent	RPI 51-100	Team's RPI: 93	RPI S Opponent	RPI 101+	Score	
14 A Arizona St.	48 61	35 A Cal i forni a	56 65	51 A Washi ngton	46 61		106 A UCLA	70 77		
14 H Arizona St.	70 80	35 H Cal i forni a	62 42	51 H Washi ngton	56 60		106 H UCLA	76 60		
16 A Stanford	48 70	35 N Cal i forni a	51 63	75 A Southern	71 79		109 A UC Santa Barb.	85 77		
16 H Stanford	56 74	42 H Bri gham Young	70 61	Cal i forni a			109 H UC Santa Barb.	70 54		
		47 A Wyomi ng	62 64	75 H Southern	73 63		126 A Ari zona	59 55		
				Cal i forni a			126 H Ari zona	86 73		
				79 H Utah	50 44		168 A Drake	66 63		
				88 H Boi se St.	47 56		189 H St. Mary' s (Cal .)	79 53		
				95 N Col orado	70 60		222 A Oregon St.	70 63		
							222 H Oregon St.	59 65		
							258 H Portl and	73 46		
							260 A Mi ssouri St.	56 71		
							267 A Long Beach St.	44 33		
							280 A Washi ngton St.	51 34		
							280 H Washi ngton St.	66 55		
LAST 10 Div sion I GAMES:										
47 A Wyomi ng	62 64	16 H Stanford	56 74							
109 H UC Santa Barb.	70 54	35 H Cal i forni a	62 42							
35 N Cal i forni a	51 63	126 A Ari zona	59 55							
51 A Washi ngton	46 61	14 A Ari zona St.	48 61							
280 A Washi ngton St.	51 34	75 H Southern Cal i forni a	73 63							

Non-Div I Games:

Oregon

Average RPI Win: 216		WON-LOST	WINNING	LAST 10	STRENGTH OF	OPP. STRENGTH	TEAM	ADJ.	CONF.	ADJ CONF.	
Average RPI Loss: 92		RECORD	PCT. RANK	GAMES	SCHEDULE	OF SCHEDULE	RPI	RPI	RPI	RPI	
DIV. I ONLY		9- 19	254	1- 9	154	74	222	222	6	6	
DIV. I NON-CONF.		5- 4	124	0- 0	282	290	209	210	6	6	
TOTALS		RPI 1-25	RPI 26-50	W-L RECORDS	RPI 51-100	RPI 100+					
9- 19		0- 4	0- 3	OVERALL	1- 5	8- 7					
5- 8		0- 2	0- 1	HOME	0- 3	5- 2					
3- 9		0- 2	0- 1	AWAY	1- 2	2- 4					
1- 2		0- 0	0- 1	NEUTRAL	0- 0	1- 1					
5- 4		0- 0	0- 1	NON-CONFERENCE	0- 0	5- 3					
4- 0		0- 0	0- 0	HOME	0- 0	4- 0					
0- 3		0- 0	0- 0	AWAY	0- 0	0- 3					
1- 1		0- 0	0- 1	NEUTRAL	0- 0	1- 0					
4- 15		0- 4	0- 2	CONFERENCE	1- 5	3- 4					
1- 8		0- 2	0- 1	HOME	0- 3	1- 2					
3- 6		0- 2	0- 1	AWAY	1- 2	2- 1					
0- 1		0- 0	0- 0	NEUTRAL	0- 0	0- 1					
RPI 1-25		RPI 26-50		RPI 51-100		RPI 101+		Team's RPI: 222			
RPI S	Opponent	Score	RPI S	Opponent	Score	RPI S	Opponent	Score			
14	A Arizona St.	63 78	35	A Cal i forni a	57 63	51	A Washi ngton	59 70	106	A UCLA	56 52
14	H Arizona St.	43 59	35	H Cal i forni a	61 67	51	H Washi ngton	67 71	106	H UCLA	65 75
16	A Stanford	55 69	39	N Texas	64 65	75	A Southern	51 59	126	A Ari zona	61 65
16	H Stanford	55 70					Cal i forni a		126	H Ari zona	69 62
						75	H Southern	65 68	126	N Ari zona	54 69
							Cal i forni a		168	A Drake	65 72
						93	A Oregon	65 59	191	A Crei ghton	62 74
						93	H Oregon	63 70	223	N Hol y Cross	59 44
									230	A Cal Pol y	65 68
									243	H Montana St.	69 62
									261	H UC Davi s	66 56
									280	A Washi ngton St.	66 61
									280	H Washi ngton St.	41 58
									302	H Southern Utah	60 38
									311	H Bi rmi ngham-So.	82 39
			LAST 10 Div			sion I GAMES:					
			126	N Ari zona	54 69	14	A Ari zona St.	63 78			
			280	A Washi ngton St.	66 61	126	A Ari zona	61 65			
			51	A Washi ngton	59 70	106	H UCLA	65 75			
			35	H Cal i forni a	61 67	75	H Southern Cal i forni a	65 68			
			16	H Stanford	55 70	93	H Oregon	63 70			

Non-Div I Games:

Oregon St.

Loss,
Non-Conf, S Site,
H Home
A Away
N Neutral

Average RPI Win: 265		WON-LOST RECORD	WINNING PCT. RANK	LAST 10 GAMES	STRENGTH OF SCHEDULE	OPP. STRENGTH OF SCHEDULE	TEAM RPI	ADJ. RPI	CONF. RPI	ADJ CONF. RPI
Average RPI Loss: 198										
DIV. I ONLY		8- 22	283	1- 9	321	259	312	313	23	23
DIV. I NON-CONF.		6- 9	212	0- 1	322	295	291	291	18	18
TOTALS		RPI 1-25	RPI 26-50	W-L RECORDS	RPI 51-100	RPI 100+				
8- 22		0- 0	0- 0	OVERALL	0- 3	8- 19				
6- 8		0- 0	0- 0	HOME	0- 1	6- 7				
2- 13		0- 0	0- 0	AWAY	0- 2	2- 11				
0- 1		0- 0	0- 0	NEUTRAL	0- 0	0- 1				
6- 9		0- 0	0- 0	NON-CONFERENCE	0- 1	6- 8				
4- 3		0- 0	0- 0	HOME	0- 0	4- 3				
2- 6		0- 0	0- 0	AWAY	0- 1	2- 5				
0- 0		0- 0	0- 0	NEUTRAL	0- 0	0- 0				
2- 13		0- 0	0- 0	CONFERENCE	0- 2	2- 11				
2- 5		0- 0	0- 0	HOME	0- 1	2- 4				
0- 7		0- 0	0- 0	AWAY	0- 1	0- 6				
0- 1		0- 0	0- 0	NEUTRAL	0- 0	0- 1				
RPI 1-25		RPI 26-50		RPI 51-100		RPI 101+		Team's RPI: 313		
RPI S	Opponent	Score	RPI S	Opponent	Score	RPI S	Opponent	Score		
						63	A Oklahoma St.	56	86	
						97	A UC Ri versi de	51	58	
						97	H UC Ri versi de	50	58	
						102	H San Di ego	67	72	
						105	A Northern Ari z.	59	74	
						109	A UC Santa Barb.	55	89	
						109	H UC Santa Barb.	67	79	
						176	A Santa Clara	67	74	
						189	A St. Mary' s (Cal.)	75	67	
						208	A Cal St. Fullerton	69	75	
						208	H Cal St. Fullerton	61	53	
						208	N Cal St. Fullerton	58	69	
						214	A Cal St. Northrid ge	50	72	
						214	H Cal St. Northrid ge	51	72	
						230	A Cal Poly	62	77	
						230	H Cal Poly	58	72	
						232	H Utah St.	56	49	
						254	A Wi chi ta St.	55	71	
						258	A Portland	60	74	
						261	A UC Davis	39	67	
						261	H UC Davis	61	75	
						267	A Long Beach St.	52	70	
						267	H Long Beach St.	77	72	
						268	H Colorado St.	71	59	
						288	A UC Irvine	64	76	
						288	H UC Irvine	54	62	
						302	A Southern Utah	62	60	
						314	H San Jose St.	56	65	
						322	H Lafayette	72	63	
						328	H Sacramento St.	62	55	
			LAST 10 Division I GAMES:							
			208	N Cal St. Fullerton	58	69	97	A UC Ri versi de	51	58
			230	H Cal Poly	58	72	208	A Cal St. Fullerton	69	75
			109	H UC Santa Barb.	67	79	267	H Long Beach St.	77	72
			214	H Cal St. Northrid ge	51	72	288	H UC Irvine	54	62
			261	A UC Davi s	39	67	109	A UC Santa Barb.	55	89

Non-Div I Games:

Paci f i c

Loss, Non-Conf, S Site, H Home A Away N Neutral

Average RPI Win: 265		WON-LOST RECORD		WINNING PCT. RANK		LAST 10 GAMES		STRENGTH OF SCHEDULE		OPP. STRENGTH OF SCHEDULE		TEAM RPI		ADJ. RPI		CONF. RPI		ADJ. CONF. RPI	
DIV. I ONLY		12- 15		193		5- 5		280		255		245		240		27		27	
DIV. I NON-CONF.		5- 8		223		0- 0		204		175		221		216		25		25	
TOTALS		RPI 1-25		RPI 26-50		W-L RECORDS		RPI 51-100		RPI 100+									
12- 15		0- 0		0- 3		OVERALL		0- 1		12- 11									
5- 8		0- 0		0- 2		HOME		0- 0		5- 6									
7- 7		0- 0		0- 1		AWAY		0- 1		7- 5									
0- 0		0- 0		0- 0		NEUTRAL		0- 0		0- 0									
5- 8		0- 0		0- 3		NON-CONFERENCE		0- 1		5- 4									
1- 5		0- 0		0- 2		HOME		0- 0		1- 3									
4- 3		0- 0		0- 1		AWAY		0- 1		4- 1									
0- 0		0- 0		0- 0		NEUTRAL		0- 0		0- 0									
7- 7		0- 0		0- 0		CONFERENCE		0- 0		7- 7									
4- 3		0- 0		0- 0		HOME		0- 0		4- 3									
3- 4		0- 0		0- 0		AWAY		0- 0		3- 4									
0- 0		0- 0		0- 0		NEUTRAL		0- 0		0- 0									
RPI 1-25		RPI 26-50		RPI 51-100		RPI 101+		Team's RPI: 240											
RPI S	Opponent	Score	RPI S	Opponent	Score	RPI S	Opponent	Score	RPI S	Opponent	Score								
28	A Xavier	51 72	80	A St. Joseph's	51 62	138	H La Salle	63 73											
30	H Temple	49 68				142	H Villanova	50 57											
34	H Delaware	49 73				144	A Loyola (Md.)	63 75											
						166	A Harvard	74 87											
						166	H Harvard	59 66											
						190	A Dartmouth	43 70											
						190	H Dartmouth	56 53											
						206	H Drexel	60 57											
						236	A Manhattan	61 58											
						238	A Yale	57 55											
						238	H Yale	70 57											
						270	A Princeton	51 61											
						270	H Princeton	72 78											
						271	A Lehigh	54 53											
						273	H American	51 61											
						276	A Cornell	49 48											
						276	H Cornell	58 67											
						290	A Col umbia	46 65											
						290	H Col umbia	80 62											
						299	A Brown	72 56											
						299	H Brown	66 57											
						316	A Rider	77 65											
						322	A Lafayette	78 74											
LAST 10 Division I GAMES:																			
270	A Princeton	51 61	276	A Cornell	49 48														
299	A Brown	72 56	290	A Col umbia	46 65														
238	A Yale	57 55	166	A Harvard	74 87														
190	H Dartmouth	56 53	190	A Dartmouth	43 70														
166	H Harvard	59 66	238	H Yale	70 57														

Non-Div I Games:

Penn

■ Loss,
 ■ Non-Conf,
 ■ S Site,
 ■ H Home
 ■ A Away
 N Neutral

Average RPI Win:		93	WON-LOST		WINNING	LAST 10		STRENGTH OF		OPP. STRENGTH	TEAM	ADJ.	CONF.	ADJ CONF.					
Average RPI Loss:		61	RECORD		PCT. RANK	GAMES		SCHEDULE		OF SCHEDULE	RPI	RPI	RPI	RPI					
DIV. I ONLY		15- 16	173		5- 5		30		4		75	70	4	4					
DIV. I NON-CONF.		7- 6	133		0- 0		28		4		55	50	2	2					
<hr/>																			
TOTALS		RPI 1-25		RPI 26-50		W-L RECORDS		RPI 51-100		RPI 100+									
15- 16		2- 8		2- 2		OVERALL		6- 3		5- 3									
12- 1		2- 1		2- 0		HOME		5- 0		3- 0									
2- 12		0- 5		0- 1		AWAY		0- 3		2- 3									
1- 3		0- 2		0- 1		NEUTRAL		1- 0		0- 0									
7- 6		1- 3		2- 2		NON-CONFERENCE		1- 0		3- 1									
5- 0		1- 0		2- 0		HOME		1- 0		1- 0									
2- 4		0- 2		0- 1		AWAY		0- 0		2- 1									
0- 2		0- 1		0- 1		NEUTRAL		0- 0		0- 0									
8- 10		1- 5		0- 0		CONFERENCE		5- 3		2- 2									
7- 1		1- 1		0- 0		HOME		4- 0		2- 0									
0- 8		0- 3		0- 0		AWAY		0- 3		0- 2									
1- 1		0- 1		0- 0		NEUTRAL		1- 0		0- 0									
<hr/>																			
RPI S		RPI 1-25		RPI S		RPI 26-50		RPI S		RPI 51-100		Team's RPI: 70		RPI S		RPI 101+			
Opponent		Score		Opponent		Score		Opponent		Score				Opponent		Score			
2	A	Duke	42	70	27	A	Mississippi	48	65	55	H	Indiana	78	68	150	A	Georgetown	52	44
5	N	Rutgers	44	57	28	H	Xavier	73	66	57	H	South Carolina	68	57	158	A	Northwestern	61	64
6	A	Purdue	44	70	29	H	Notre Dame	75	49	59	H	Wisconsin	70	61	158	H	Northwestern	85	53
12	A	Ohio St.	61	78	31	N	Western Ky.	64	74	68	A	Minnesota	62	75	161	A	Michigan	41	55
12	H	Ohio St.	61	63						68	H	Minnesota	66	57	161	H	Michigan	65	51
12	N	Ohio St.	71	73						78	A	Illinois	65	74	206	A	Drexel	74	56
19	A	Michigan St.	49	76						78	N	Illinois	61	49	219	H	Syracuse	71	46
19	H	Michigan St.	69	58						81	A	Iowa	72	79	281	A	St. Francis (Pa.)	69	74
22	A	Pittsburgh	51	60						81	H	Iowa	78	71					
23	H	Old Dominion	80	77															
<hr/>																			
LAST 10 Division I GAMES:																			
12 N Ohio St.		71		73		68 H Minnesota		66		57									
78 N Illinois		61		49		158 A Northwestern		61		64									
55 H Indiana		78		68		59 H Wisconsin		70		61									
12 A Ohio St.		61		78		19 A Michigan St.		49		76									
81 A Iowa		72		79		81 H Iowa		78		71									

Penn St.

Penn St.

Non-Div I Games:

Penn St.

Loss,
Non-Conf, S Site,
H Home
A Away
N Neutral

Average RPI Win: 155		WON-LOST RECORD		WINNING PCT. RANK		LAST 10 GAMES		STRENGTH OF SCHEDULE		OPP. STRENGTH OF SCHEDULE		TEAM RPI		ADJ. RPI		CONF. RPI		ADJ CONF. RPI		
DIV. I ONLY		14- 17		186		6- 4		89		109		137		134		12		12		
DIV. I NON-CONF.		7- 8		168		0- 0		72		61		116		114		12		12		
TOTALS		RPI 1-25		RPI 26-50		W-L RECORDS		RPI 51-100		RPI 100+										
14- 17		2- 1		0- 1		OVERALL		2- 6		10- 9										
7- 8		2- 0		0- 1		HOME		0- 2		5- 5										
6- 8		0- 1		0- 0		AWAY		2- 3		4- 4										
1- 1		0- 0		0- 0		NEUTRAL		0- 1		1- 0										
7- 8		2- 1		0- 1		NON-CONFERENCE		1- 2		4- 4										
4- 4		2- 0		0- 1		HOME		0- 0		2- 3										
3- 4		0- 1		0- 0		AWAY		1- 2		2- 1										
0- 0		0- 0		0- 0		NEUTRAL		0- 0		0- 0										
7- 9		0- 0		0- 0		CONFERENCE		1- 4		6- 5										
3- 4		0- 0		0- 0		HOME		0- 2		3- 2										
3- 4		0- 0		0- 0		AWAY		1- 1		2- 3										
1- 1		0- 0		0- 0		NEUTRAL		0- 1		1- 0										
RPI 1-25		RPI 26-50		RPI 51-100		RPI 101+		Team's RPI: 134												
RPI S	Opponent	Score		RPI S	Opponent	Score		RPI S	Opponent	Score		RPI S	Opponent	Score						
5	H Rutgers	75 73		35	H Cal i forni a	54 72		53	A Gonzaga	70 56		102	A San Di ego	71 73						
24	A Texas A&M	48 72						53	H Gonzaga	35 58		102	H San Di ego	51 50						
25	H Iowa St.	52 46						61	A TCU	56 74		109	H UC Santa Barb.	67 78						
								64	A Texas-Arlington	64 62		122	H Fresno St.	59 68						
								96	A Loyol a Marymount	35 52		154	A UNLV	57 42						
								96	H Loyol a Marymount	52 63		162	A San Di ego St.	53 64						
								96	N Loyol a Marymount	61 64		176	A Santa Clara	77 69						
								97	A UC Ri versi de	51 65		176	H Santa Clara	60 69						
												189	A St. Mary's (Cal.)	64 70						
												189	H St. Mary's (Cal.)	76 73						
												189	N St. Mary's (Cal.)	71 67						
												207	A San Franci sco	65 77						
												207	H San Franci sco	60 64						
												214	A Cal St. Northrid ge	84 66						
												220	H Tennessee Tech	91 62						
												246	H Rhode Isl and	66 85						
												258	A Portl and	72 45						
												258	H Portl and	59 54						
												267	H Long Beach St.	69 42						
				LAST 10 Division I GAMES:																
				96 N Loyol a Marymount 61 64				102 H San Di ego 51 50												
				189 N St. Mary's (Cal.) 71 67				207 H San Franci sco 60 64												
				176 A Santa Clara 77 69				258 A Portl and 72 45												
				189 A St. Mary's (Cal.) 64 70				53 A Gonzaga 70 56												
				96 H Loyol a Marymount 52 63				189 H St. Mary's (Cal.) 76 73												

Non-Div I Games:

Pepperdine

Pittsburgh

Average RPI Win: 115
Average RPI Loss: 35

WON-LOST
RECORD

WINNING
PCT. RANK

LAST 10
GAMES

STRENGTH OF
SCHEDULE

OPP. STRENGTH
OF SCHEDULE

TEAM
RPI

ADJ.
RPI

CONF.
RPI

ADJ CONF.
RPI

DIV. I ONLY

23- 9

48

6- 4

18

31

22

22

5

5

DIV. I NON-CONF.

12- 2

17

1- 1

18

45

11

11

5

5

TOTALS

RPI 1-25

RPI 26-50

W-L RECORDS

RPI 51-100

RPI 100+

23- 9

1- 5

4- 2

OVERALL

6- 1

12- 1

10- 3

1- 1

3- 1

HOME

3- 0

3- 1

8- 4

0- 2

1- 1

AWAY

0- 1

7- 0

5- 2

0- 2

0- 0

NEUTRAL

3- 0

2- 0

12- 2

0- 2

1- 0

NON-CONFERENCE

5- 0

6- 0

4- 1

0- 1

1- 0

HOME

2- 0

1- 0

4- 0

0- 0

0- 0

AWAY

0- 0

4- 0

4- 1

0- 1

0- 0

NEUTRAL

3- 0

1- 0

11- 7

1- 3

3- 2

CONFERENCE

1- 1

6- 1

6- 2

1- 0

2- 1

HOME

1- 0

2- 1

4- 4

0- 2

1- 1

AWAY

0- 1

3- 0

1- 1

0- 1

0- 0

NEUTRAL

0- 0

1- 0

RPI 1-25

Team's RPI: 22

RPI S Opponent

Score

RPI 26-50

RPI S Opponent

Score

RPI 51-100

RPI S Opponent

Score

RPI 101+

RPI S Opponent

Score

1 H Tennessee 54 68
2 N Duke 51 72
3 A Connecticut 68 82
5 A Rutgers 39 63
17 H Marquette 91 87
17 N Marquette 51 61

26 H James Madison 71 61
29 H Notre Dame 71 62
33 A Louisville 59 72
37 H West Virginia 46 57
38 A South Fla. 69 65
38 H South Fla. 73 48

65 H DePaul 87 80
66 A Seton Hall 50 51
70 H Penn St. 60 51
79 N Utah 59 51
84 H Robert Morris 79 69
88 N Boise St. 71 70
98 N East Caro. 70 53

103 H Cincinnati 55 44
103 N Cincinnati 76 71
110 A Ohio 77 69
121 N Liberty 54 47
142 H Villanova 66 53
148 H St. John's (N.Y.) 69 76
150 A Georgetown 68 58
160 A Providence 84 40
175 A St. Bonaventure 75 62
219 A Syracuse 84 75
224 H Mt. St. Mary's 77 55
250 A Akron 74 55
256 A Duquesne 61 56

LAST 10 Division I GAMES:

1 H Tennessee 54 68
26 H James Madison 71 61
17 N Marquette 51 61
103 N Cincinnati 76 71
150 A Georgetown 68 58
65 H DePaul 87 80
37 H West Virginia 46 57
3 A Connecticut 68 82
103 H Cincinnati 55 44
38 A South Fla. 69 65

Pittsburgh

Pittsburgh

Non-Div I Games: California (Pa.) 71 58

Pittsburgh

Loss, Non-Conf, S Site, H Home A Away N Neutral

Average RPI Win: 242		WON-LOST	WINNING	LAST 10	STRENGTH OF	OPP. STRENGTH	TEAM	ADJ.	CONF.	ADJ CONF.
Average RPI Loss: 144		RECORD	PCT. RANK	GAMES	SCHEDULE	OF SCHEDULE	RPI	RPI	RPI	RPI
DIV. I ONLY	10- 20	247	2- 8	230	196	258	258	12	12	
DIV. I NON-CONF.	8- 7	139	0- 0	275	312	220	224	12	12	
TOTALS	RPI 1-25	RPI 26-50	W-L RECORDS	RPI 51-100	RPI 100+					
10- 20	0- 0	0- 0	OVERALL	0- 8	10- 12					
7- 7	0- 0	0- 0	HOME	0- 2	7- 5					
3- 13	0- 0	0- 0	AWAY	0- 6	3- 7					
0- 0	0- 0	0- 0	NEUTRAL	0- 0	0- 0					
8- 7	0- 0	0- 0	NON-CONFERENCE	0- 3	8- 4					
6- 1	0- 0	0- 0	HOME	0- 0	6- 1					
2- 6	0- 0	0- 0	AWAY	0- 3	2- 3					
0- 0	0- 0	0- 0	NEUTRAL	0- 0	0- 0					
2- 13	0- 0	0- 0	CONFERENCE	0- 5	2- 8					
1- 6	0- 0	0- 0	HOME	0- 2	1- 4					
1- 7	0- 0	0- 0	AWAY	0- 3	1- 4					
0- 0	0- 0	0- 0	NEUTRAL	0- 0	0- 0					
RPI S	RPI 1-25 Opponent Score	RPI S	RPI 26-50 Opponent Score	RPI S	RPI 51-100 Opponent Score	RPI S	RPI 101+ Opponent Score	Team's RPI: 258		
				53 A Gonzaga	48 61	102 A San Di ego	66 74			
				53 A Gonzaga	55 68	102 H San Di ego	75 81			
				53 H Gonzaga	58 88	107 H Denver	75 52			
				60 A Montana	54 74	134 A Pepperdi ne	54 59			
				88 A Boi se St.	62 72	134 H Pepperdi ne	45 72			
				93 A Oregon	46 73	176 A Santa Cl ara	73 90			
				96 A Loyol a Marymount	34 54	176 H Santa Cl ara	71 81			
				96 H Loyol a Marymount	52 74	189 A St. Mary's (Cal.)	66 72			
						189 H St. Mary's (Cal.)	52 74			
						199 H Utah Valley St.	79 57			
						207 A San Franci sco	64 61			
						207 H San Franci sco	54 52			
						230 H Cal Poly	75 77			
						232 A Utah St.	58 68			
						243 A Montana St.	63 62			
						252 A Portland St.	75 70			
						280 H Washi ngton St.	67 56			
						287 A Eastern Wash.	66 84			
						302 H Southern Utah	64 52			
						307 H Idaho	83 56			
						313 H Paci fi c	74 60			
						328 A Sacramento St.	55 63			
			LAST 10 Div sion I GAMES:							
			53 A Gonzaga	55 68	176 A Santa Cl ara	73 90				
			102 H San Di ego	75 81	134 H Pepperdi ne	45 72				
			207 H San Franci sco	54 52	96 H Loyol a Marymount	52 74				
			53 H Gonzaga	58 88	207 A San Franci sco	64 61				
			189 A St. Mary's (Cal.)	66 72	102 A San Di ego	66 74				

Non-Di v I Games:

Portland

Loss, Non-Conf, S Site, H Home A Away N Neutral

Portland

Portland

Average RPI Win: 261		WON-LOST RECORD		WINNING PCT. RANK		LAST 10 GAMES		STRENGTH OF SCHEDULE		OPP. STRENGTH OF SCHEDULE		TEAM RPI		ADJ. RPI		CONF. RPI		ADJ CONF. RPI	
DIV. I ONLY		12- 18		219		5- 5		257		244		249		252		19		19	
DIV. I NON-CONF.		6- 9		212		1- 0		270		256		251		251		20		20	
TOTALS		RPI 1-25		RPI 26-50		W-L RECORDS		RPI 51-100		RPI 100+									
12- 18		0- 0		0- 1		OVERALL		0- 4		12- 13									
10- 4		0- 0		0- 0		HOME		0- 2		10- 2									
2- 11		0- 0		0- 0		AWAY		0- 2		2- 9									
0- 3		0- 0		0- 1		NEUTRAL		0- 0		0- 2									
6- 9		0- 0		0- 1		NON-CONFERENCE		0- 2		6- 6									
5- 2		0- 0		0- 0		HOME		0- 1		5- 1									
1- 5		0- 0		0- 0		AWAY		0- 1		1- 4									
0- 2		0- 0		0- 1		NEUTRAL		0- 0		0- 1									
6- 9		0- 0		0- 0		CONFERENCE		0- 2		6- 7									
5- 2		0- 0		0- 0		HOME		0- 1		5- 1									
1- 6		0- 0		0- 0		AWAY		0- 1		1- 5									
0- 1		0- 0		0- 0		NEUTRAL		0- 0		0- 1									
RPI 1-25				RPI 26-50				RPI 51-100				RPI 101+		Team's RPI : 252					
RPI S	Opponent	Score		RPI S	Opponent	Score		RPI S	Opponent	Score		RPI S	Opponent	Score					
41 N	Chattanooga	61 81		53 H	Gonzaga	59 76		105 A	Northern Ariz.	71 72		105 H	Northern Ariz.	73 65					
				60 A	Montana	67 85		109 A	UC Santa Barb.	73 88		131 N	Evansville	81 87					
				60 H	Montana	57 77		149 A	Idaho St.	90 91		149 H	Idaho St.	76 71					
				82 A	Arkansas	62 97		170 A	Nevada	52 65		179 A	Weber St.	62 83					
								179 H	Weber St.	54 71		179 N	Weber St.	67 77					
								199 H	Utah Valley St.	85 84		214 A	Cal St. Northridge	67 77					
								243 A	Montana St.	63 72		243 H	Montana St.	55 53					
								258 H	Portland	70 75		260 A	Missouri St.	69 82					
								261 H	UC Davis	73 63		287 A	Eastern Wash.	61 80					
								287 H	Eastern Wash.	84 82		302 H	Southern Utah	77 48					
								307 H	Idaho	77 48		310 A	Northern Colo.	81 63					
								310 H	Northern Colo.	77 63		328 A	Sacramento St.	76 65					
								328 H	Sacramento St.	80 72									
LAST 10 Division I GAMES:																			
179 N	Weber St.	67 77		287 A	Eastern Wash.	61 80		179 A	Weber St.	62 83		243 H	Montana St.	55 53		60 H	Montana	57 77	
310 H	Northern Colo.	77 63		149 A	Idaho St.	90 91		149 H	Idaho St.	76 71									
105 H	Northern Ariz.	73 65																	
328 A	Sacramento St.	76 65																	

Portland:

Portland St.

Non-Div I Games:

Portland St.

Loss, Non-Conf, S Site, H Home A Away N Neutral

Team View				Through Games Of 2007 Final							
Average RPI Win: 295		WON-LOST RECORD	WINNING PCT. RANK	LAST 10 GAMES	STRENGTH OF SCHEDULE	OPP. STRENGTH OF SCHEDULE	TEAM RPI	ADJ. RPI	CONF. RPI	ADJ CONF. RPI	
DIV. I ONLY		18- 14	132	9- 1	268	293	201	197	32	32	
DIV. I NON-CONF.		1- 10	324	0- 1	123	22	265	262	32	32	
<hr/>											
TOTALS		RPI 1-25		RPI 26-50	W-L RECORDS		RPI 51-100		RPI 100+		
18- 14		0- 2		0- 1	OVERALL		0- 4		18- 7		
8- 2		0- 0		0- 0	HOME		0- 0		8- 2		
7- 10		0- 1		0- 1	AWAY		0- 4		7- 4		
3- 2		0- 1		0- 0	NEUTRAL		0- 0		3- 1		
1- 10		0- 2		0- 1	NON-CONFERENCE		0- 4		1- 3		
1- 0		0- 0		0- 0	HOME		0- 0		1- 0		
0- 8		0- 1		0- 1	AWAY		0- 4		0- 2		
0- 2		0- 1		0- 0	NEUTRAL		0- 0		0- 1		
17- 4		0- 0		0- 0	CONFERENCE		0- 0		17- 4		
7- 2		0- 0		0- 0	HOME		0- 0		7- 2		
7- 2		0- 0		0- 0	AWAY		0- 0		7- 2		
3- 0		0- 0		0- 0	NEUTRAL		0- 0		3- 0		
<hr/>											
RPI 1-25		RPI 26-50		RPI 51-100		RPI 101+		Team's RPI: 197			
RPI S	Opponent	Score	RPI S	Opponent	Score	RPI S	Opponent	Score			
4 N	North Carolina	38 95	29 A	Notre Dame	55 94	63 A	Oklahoma St.	39 80	165 N	Houston	90 96
18 A	Baylor	50 94				67 A	Missouri	55 89	177 A	North Texas	74 77
						75 A	Southern California	53 78	192 A	Jackson St.	66 77
									192 H	Jackson St.	71 75
						94 A	UTEP	54 79	192 N	Jackson St.	68 62
									237 A	Alabama A&M	52 45
									237 H	Alabama A&M	58 65
									247 A	Ark. -Pine Bluff	80 74
									247 H	Ark. -Pine Bluff	60 55
									254 A	Wichita St.	60 81
									255 A	Alcorn St.	58 66
									255 H	Alcorn St.	67 47
									294 A	Alabama St.	87 61
									294 H	Alabama St.	74 50
									312 A	Grambling	80 64
									312 H	Grambling	71 53
									312 N	Grambling	77 55
									315 H	Nicholls St.	76 37
									325 A	Southern U.	77 69
									325 H	Southern U.	71 53
									325 N	Southern U.	80 49
									329 A	Mississippi Val.	75 62
									329 H	Mississippi Val.	77 60
									330 A	Texas Southern	68 35
									330 H	Texas Southern	60 43
<hr/>											
LAST 10 Division I GAMES:											
4 N	North Carolina	38 95	255 H	Alcorn St.	67 47						
192 N	Jackson St.	68 62	237 A	Alabama A&M	52 45						
312 N	Grambling	77 55	294 A	Alabama St.	87 61						
325 N	Southern U.	80 49	247 H	Ark. -Pine Bluff	60 55						
325 H	Southern U.	71 53	329 H	Mississippi Val.	77 60						

Average RPI Win: 222		WON-LOST	WINNING	LAST 10	STRENGTH OF	OPP. STRENGTH	TEAM	ADJ.	CONF.	ADJ CONF.
Average RPI Loss: 172		RECORD	PCT. RANK	GAMES	SCHEDULE	OF SCHEDULE	RPI	RPI	RPI	RPI
DIV. I ONLY	16- 12	124	5- 5	199	276	154	156	20	20	
DIV. I NON-CONF.	6- 3	75	0- 0	154	259	103	104	24	24	
TOTALS	RPI 1-25	RPI 26-50	W-L RECORDS	RPI 51-100	RPI 100+					
16- 12	0- 0	0- 0	OVERALL	1- 3	15- 9					
9- 4	0- 0	0- 0	HOME	1- 0	8- 4					
6- 8	0- 0	0- 0	AWAY	0- 3	6- 5					
1- 0	0- 0	0- 0	NEUTRAL	0- 0	1- 0					
6- 3	0- 0	0- 0	NON-CONFERENCE	0- 2	6- 1					
3- 0	0- 0	0- 0	HOME	0- 0	3- 0					
2- 3	0- 0	0- 0	AWAY	0- 2	2- 1					
1- 0	0- 0	0- 0	NEUTRAL	0- 0	1- 0					
10- 9	0- 0	0- 0	CONFERENCE	1- 1	9- 8					
6- 4	0- 0	0- 0	HOME	1- 0	5- 4					
4- 5	0- 0	0- 0	AWAY	0- 1	4- 4					
0- 0	0- 0	0- 0	NEUTRAL	0- 0	0- 0					
RPI S	RPI 1-25 Opponent Score	RPI S	RPI 26-50 Opponent Score	RPI S	RPI 51-100 Opponent Score	RPI S	RPI 101+ Opponent Score	Team's RPI: 156		
				81 A Iowa 77 93	119 A Sacred Heart 53 73					
				84 A Robert Morris 68 79	119 H Sacred Heart 63 73					
				84 H Robert Morris 87 84	138 H La Salle 66 46					
				86 A Stony Brook 79 87	147 A Long Island 61 59					
					147 H Long Island 65 69					
					166 A Harvard 82 74					
					190 H Dartmouth 77 70					
					209 H Monmouth 69 57					
					209 H Monmouth 58 63					
					223 H Holy Cross 72 69					
					224 A Mt. St. Mary's 75 76					
					224 H Mt. St. Mary's 54 50					
					236 A Manhattan 59 54					
					238 A Yale 64 81					
					239 A St. Francis (N.Y.) 67 78					
					239 H St. Francis (N.Y.) 60 63					
					253 A Fairleigh Dickinson 62 52					
					253 H Fairleigh Dickinson 68 56					
					266 N Florida A&M 64 45					
					278 A Central Conn. St. 62 55					
					278 H Central Conn. St. 87 51					
					281 A St. Francis (Pa.) 69 70					
					281 H St. Francis (Pa.) 89 69					
					331 A Wagner 63 53					
			LAST 10 Division I Games:							
			209 H Monmouth 58 63		84 H Robert Morris 87 84					
			119 H Sacred Heart 63 73		278 A Central Conn. St. 62 55					
			224 A Mt. St. Mary's 75 76		239 A St. Francis (N.Y.) 67 78					
			119 A Sacred Heart 53 73		224 H Mt. St. Mary's 54 50					
			147 A Long Island 61 59		253 A Fairleigh Dickinson 62 52					

Non-Div I Games:

Quinnipiac

Through Games of 2007 Final																				
Average RPI Win: 230		WON-LOST RECORD		WINNING PCT. RANK		LAST 10 GAMES		STRENGTH OF SCHEDULE		OPP. STRENGTH OF SCHEDULE		TEAM RPI		ADJ. RPI		CONF. RPI		ADJ CONF. RPI		
Average RPI Loss: 147																				
DIV. I ONLY		18- 11		85		7- 3		213		271		140		140		21		21		
DIV. I NON-CONF.		6- 6		146		0- 0		167		262		165		165		22		22		
TOTALS		RPI 1-25		RPI 26-50		W-L RECORDS		RPI 51-100				RPI 100+								
18- 11		0- 0		0- 0		OVERALL		1- 1				17- 10								
10- 2		0- 0		0- 0		HOME		0- 0				10- 2								
6- 8		0- 0		0- 0		AWAY		1- 1				5- 7								
2- 1		0- 0		0- 0		NEUTRAL		0- 0				2- 1								
6- 6		0- 0		0- 0		NON-CONFERENCE		1- 1				5- 5								
4- 1		0- 0		0- 0		HOME		0- 0				4- 1								
2- 4		0- 0		0- 0		AWAY		1- 1				1- 3								
0- 1		0- 0		0- 0		NEUTRAL		0- 0				0- 1								
12- 5		0- 0		0- 0		CONFERENCE		0- 0				12- 5								
6- 1		0- 0		0- 0		HOME		0- 0				6- 1								
4- 4		0- 0		0- 0		AWAY		0- 0				4- 4								
2- 0		0- 0		0- 0		NEUTRAL		0- 0				2- 0								
RPI 1-25		RPI 26-50		RPI 51-100		RPI 101+		Team's RPI: 140												
RPI S	Opponent	Score	RPI S	Opponent	Score	RPI S	Opponent	Score	RPI S	Opponent	Score	RPI S	Opponent	Score	RPI S	Opponent	Score	RPI S	Opponent	Score
						56	A Virginia Tech	67 60	120	A William & Mary	47 54									
						99	A Belmont	64 72	121	A Liberty	66 79									
									121	H Liberty	77 54									
									121	N Liberty	57 55									
									125	A East Tenn. St.	52 54									
									131	A Evansville	71 80									
									132	H VCU	55 58									
									141	A UNC Asheville	70 84									
									141	A UNC Asheville	57 67									
									141	H UNC Asheville	72 67									
									152	A Hi gh Point	55 57									
									152	H Hi gh Point	71 55									
									180	H Hampton	62 54									
									201	A Coastal Caro.	61 59									
									201	H Coastal Caro.	54 61									
									202	H Appal achi an St.	68 56									
									256	N Duquesne	62 70									
									276	A Cornel I	83 61									
									289	H Longwood	61 47									
									293	A Wi nthrop	68 65									
									293	H Wi nthrop	65 38									
									297	A Charleston So.	77 53									
									297	H Charleston So.	72 41									
									297	N Charleston So.	81 61									
									303	H Wi nston-Sal em	72 48									
									311	A Bi rmi ngham-So.	80 76									
									311	H Bi rmi ngham-So.	85 52									
LAST 10 Divi sion I GAMES:																				
						141	A UNC Asheville	57 67	311	A Bi rmi ngham-So.	80 76									
						121	N Li berty	57 55	201	H Coastal Caro.	54 61									
						297	N Charleston So.	81 61	297	H Charleston So.	72 41									
						121	H Li berty	77 54	152	H Hi gh Point	71 55									
						141	A UNC Asheville	70 84	293	A Wi nthrop	68 65									

Non-Div I Games: Lees-McRae	90	37	Virginia Intermo	101	36
-----------------------------	----	----	------------------	-----	----

Radford

Loss, Non-Conf, S Site, H Home A Away N Neutral

Page 227

Radford

Radford

Average RPI Win:	165
Average RPI Loss:	101

Non-Div l Games:

Ri ce

Loss, Non-Conf, S Site, H Home A Away N Neutral

Average RPI Win:	173	WON-LOST	WINNING	LAST 10	STRENGTH OF	OPP. STRENGTH	TEAM	ADJ.	CONF.	ADJ CONF.
Average RPI Loss:	96	RECORD	PCT. RANK	GAMES	SCHEDULE	OF SCHEDULE	RPI	RPI	RPI	RPI

DIV. I ONLY	13- 17	197	5- 5	61	96	125	123	10	10
DIV. I NON-CONF.	6- 9	212	0- 0	48	84	125	123	8	8

TOTALS	RPI 1-25	RPI 26-50	W-L RECORDS	RPI 51-100	RPI 100+
13- 17	0- 4	1- 4	OVERALL	1- 1	11- 8
4- 10	0- 2	1- 2	HOME	0- 1	3- 5
7- 4	0- 2	0- 2	AWAY	1- 0	6- 0
2- 3	0- 0	0- 0	NEUTRAL	0- 0	2- 3
6- 9	0- 2	1- 2	NON-CONFERENCE	0- 0	5- 5
2- 5	0- 1	1- 1	HOME	0- 0	1- 3
2- 2	0- 1	0- 1	AWAY	0- 0	2- 0
2- 2	0- 0	0- 0	NEUTRAL	0- 0	2- 2
7- 8	0- 2	0- 2	CONFERENCE	1- 1	6- 3
2- 5	0- 1	0- 1	HOME	0- 1	2- 2
5- 2	0- 1	0- 1	AWAY	1- 0	4- 0
0- 1	0- 0	0- 0	NEUTRAL	0- 0	0- 1

RPI 1-25				RPI 26-50				RPI 51-100				RPI 101+				Team's RPI: 123	
RPI	S	Opponent	Score	RPI	S	Opponent	Score	RPI	S	Opponent	Score	RPI	S	Opponent	Score		
3	A	Connecticut	50 84	26	H	James Madison	58 62	80	A	St. Joseph's	64 57	109	H	UC Santa Barb.	49 51		
9	H	Georgia	41 72	28	H	Xavier	53 63	100	H	Charlotte	60 65	120	H	William & Mary	54 67		
15	A	George Washington	50 57	29	A	Notre Dame	66 87					130	N	Bucknell	58 40		
15	H	George Washington	53 72	30	A	Temple	52 64					132	H	VCU	60 56		
				49	H	Virginia	73 70					133	H	Massachusetts	46 40		
												138	A	La Salle	70 48		
												163	H	Marshall	66 67		
												168	N	Drake	64 77		
												175	H	St. Bonaventure	69 72		
												181	A	Wake Forest	67 55		
												186	H	St. Louis	70 78		
												186	N	St. Louis	61 69		
												202	N	Appalachian St.	63 62		
												212	H	Dayton	66 63		
												218	A	Fairfield	59 48		
												246	A	Rhode Island	70 56		
												256	A	Duquesne	69 57		
												274	N	Southeastern La.	59 71		
												275	A	Fordham	78 68		
LAST 10 Division I GAMES:																	
				186	N	St. Louis	61 69					256	A	Duquesne	69 57		
				212	H	Dayton	66 63					30	A	Temple	52 64		
				186	H	St. Louis	70 78					15	H	George Washington	53 72		
				246	A	Rhode Island	70 56					275	A	Fordham	78 68		
				28	H	Xavier	53 63					138	A	La Salle	70 48		

Non-Div I Games:

Richmond

Richmond

Richmond

Through Games of 2007 Final																			
Average RPI Win: 281		WON-LOST RECORD		WINNING PCT. RANK		LAST 10 GAMES		STRENGTH OF SCHEDULE		OPP. STRENGTH OF SCHEDULE		TEAM RPI		ADJ. RPI		CONF. RPI		ADJ. CONF. RPI	
DIV. I ONLY		2- 28		335		1- 9		159		282		321		316		18		18	
DIV. I NON-CONF.		1- 10		324		0- 0		121		316		292		290		19		19	
TOTALS		RPI 1-25		RPI 26-50		W-L RECORDS		RPI 51-100		RPI 100+									
2- 28		0- 0		0- 3		OVERALL		0- 1		2- 24									
1- 12		0- 0		0- 1		HOME		0- 1		1- 10									
1- 14		0- 0		0- 2		AWAY		0- 0		1- 12									
0- 2		0- 0		0- 0		NEUTRAL		0- 0		0- 2									
1- 10		0- 0		0- 1		NON-CONFERENCE		0- 1		1- 8									
0- 4		0- 0		0- 0		HOME		0- 1		0- 3									
1- 5		0- 0		0- 1		AWAY		0- 0		1- 4									
0- 1		0- 0		0- 0		NEUTRAL		0- 0		0- 1									
1- 18		0- 0		0- 2		CONFERENCE		0- 0		1- 16									
1- 8		0- 0		0- 1		HOME		0- 0		1- 7									
0- 9		0- 0		0- 1		AWAY		0- 0		0- 8									
0- 1		0- 0		0- 0		NEUTRAL		0- 0		0- 1									
RPI 1-25		RPI 26-50		RPI 51-100		RPI 101+		Team's RPI: 316											
RPI S	Opponent	Score	RPI S	Opponent	Score	RPI S	Opponent	Score	RPI S	Opponent	Score								
36	A Mari st	57 75	36	H Mari st	59 84	91	H Ri ce	57 92	136	A lona	59 64								
36	H Mari st	59 84							136	H lona	50 77								
48	A Hofstra	52 85							138	H La Salle	76 88								
									144	A Loyol a (Md.)	55 74								
									144	H Loyol a (Md.)	59 70								
									146	A Towson	42 76								
									153	A Army	54 65								
									164	H UMBC	61 69								
									175	N St. Bonaventure	59 75								
									209	A Monmouth	70 82								
									213	A Cani si us	60 88								
									213	H Cani si us	47 61								
									218	A Fai rfi el d	63 77								
									218	H Fai rfi el d	57 73								
									226	A St. Peter's	51 71								
									226	H St. Peter's	56 71								
									226	N St. Peter's	53 74								
									231	A Si ena	55 87								
									231	H Si ena	55 52								
									236	A Manhattan	66 78								
									236	H Manhattan	75 83								
									240	H Penn	65 77								
									244	A Ni agara	51 71								
									244	H Ni agara	60 66								
									270	A Pri nceton	45 74								
									331	A Wagner	71 59								
				LAST 10 Div		si on I GAMES:													
						226	N St. Peter's	53 74	144	A Loyol a (Md.)	55 74								
						136	H lona	50 77	244	H Ni agara	60 66								
						236	A Manhattan	66 78	218	H Fai rfi el d	57 73								
						36	A Mari st	57 75	136	A lona	59 64								
						231	H Si ena	55 52	231	A Si ena	55 87								

Ri der

Non-Div I Games:

Loss, Non-Conf, S Site, H Home A Away N Neutral

Average RPI Win: 73		WON-LOST	WINNING	LAST 10	STRENGTH OF	OPP. STRENGTH	TEAM	ADJ.	CONF.	ADJ CONF.
Average RPI Loss: 30		RECORD	PCT. RANK	GAMES	SCHEDULE	OF SCHEDULE	RPI	RPI	RPI	RPI
DIV. I ONLY	27- 9	36	8- 2	2	2	6	5	5	5	
DIV. I NON-CONF.	12- 5	67	5- 1	2	1	6	6	5	5	
<hr/>										
TOTALS	RPI 1-25		RPI 26-50		W-L RECORDS		RPI 51-100		RPI 100+	
27- 9	9- 6		5- 1		OVERALL		5- 1		8- 1	
11- 2	3- 2		3- 0		HOME		1- 0		4- 0	
8- 5	2- 2		2- 1		AWAY		1- 1		3- 1	
8- 2	4- 2		0- 0		NEUTRAL		3- 0		1- 0	
12- 5	5- 4		2- 0		NON-CONFERENCE		3- 0		2- 1	
4- 1	1- 1		1- 0		HOME		1- 0		1- 0	
2- 2	1- 1		1- 0		AWAY		0- 0		0- 1	
6- 2	3- 2		0- 0		NEUTRAL		2- 0		1- 0	
15- 4	4- 2		3- 1		CONFERENCE		2- 1		6- 0	
7- 1	2- 1		2- 0		HOME		0- 0		3- 0	
6- 3	1- 1		1- 1		AWAY		1- 1		3- 0	
2- 0	1- 0		0- 0		NEUTRAL		1- 0		0- 0	
<hr/>										
RPI 1-25		Team's RPI: 5		RPI 26-50		RPI 51-100		RPI 101+		
RPI S	Opponent	Score		RPI S	Opponent	Score		RPI S	Opponent	Score
1 N	Tennessee	46 59		27 H	Mississippi	89 84		65 A	DePaul	73 87
2 H	Duke	45 85		29 A	Notre Dame	76 60		65 N	DePaul	63 55
2 N	Duke	53 52		30 A	Temple	62 48		66 A	Seton Hall	62 50
3 A	Connecticut	50 60		33 A	Louisville	50 53		70 N	Penn St.	57 44
3 A	Connecticut	55 47		37 H	West Virginia	55 49		81 H	Iowa	70 53
3 H	Connecticut	44 70		38 H	South Fla.	62 36		98 N	East Caro.	77 34
9 N	Georgia	69 78								
10 N	LSU	59 35								
14 N	Arizona St.	64 45								
17 H	Marquette	66 56								
17 N	Marquette	63 55								
19 A	Michigan St.	70 57								
19 H	Michigan St.	63 57								
22 H	Pittsburgh	63 39								
23 A	Old Dominion	55 72								
				LAST 10 Division I GAMES:						
1 N	Tennessee	46 59		98 N	East Caro.	77 34				
10 N	LSU	59 35		3 A	Connecticut	55 47				
14 N	Arizona St.	64 45		17 N	Marquette	63 55				
2 N	Duke	53 52		65 N	DePaul	63 55				
19 A	Michigan St.	70 57		3 H	Connecticut	44 70				

Rutgers

Non-Div I Games:

Rutgers

Loss,
Non-Conf, S Site,
H Home
A Away
N Neutral

Through Games of 2007 Final																				
Average RPI Win: 181		WON-LOST RECORD		WINNING PCT. RANK		LAST 10 GAMES		STRENGTH OF SCHEDULE		OPP. STRENGTH OF SCHEDULE		TEAM RPI		ADJ. RPI		CONF. RPI		ADJ CONF. RPI		
Average RPI Loss: 101																				
DIV. I ONLY		18- 12		100		7- 3		146		104		107		108		13		13		
DIV. I NON-CONF.		8- 4		75		0- 0		157		82		87		87		11		11		
TOTALS		RPI 1-25		RPI 26-50		W-L RECORDS		RPI 51-100		RPI 100+										
18- 12		0- 1		0- 0		OVERALL		5- 7		13- 4										
12- 3		0- 0		0- 0		HOME		4- 2		8- 1										
4- 7		0- 0		0- 0		AWAY		1- 4		3- 3										
2- 2		0- 1		0- 0		NEUTRAL		0- 1		2- 0										
8- 4		0- 1		0- 0		NON-CONFERENCE		2- 2		6- 1										
6- 1		0- 0		0- 0		HOME		2- 0		4- 1										
1- 2		0- 0		0- 0		AWAY		0- 2		1- 0										
1- 1		0- 1		0- 0		NEUTRAL		0- 0		1- 0										
10- 8		0- 0		0- 0		CONFERENCE		3- 5		7- 3										
6- 2		0- 0		0- 0		HOME		2- 2		4- 0										
3- 5		0- 0		0- 0		AWAY		1- 2		2- 3										
1- 1		0- 0		0- 0		NEUTRAL		0- 1		1- 0										
RPI 1-25		RPI 26-50		RPI 51-100		RPI 101+		Team's RPI: 108												
RPI S	Opponent	Score	RPI S	Opponent	Score	RPI S	Opponent	Score	RPI S	Opponent	Score	RPI S	Opponent	Score	RPI S	Opponent	Score	RPI S	Opponent	Score
2 N	Duke	45 75				58 H	Texas Tech	72 61	101 A	UAB	68 71									
						61 A	TCU	71 83	127 A	Stephen F. Austin	84 75									
						64 H	Texas-Arlington	67 64	155 A	Tul sa	55 74									
						73 A	Tul ane	72 78	155 H	Tul sa	64 54									
						73 H	Tul ane	58 63	163 H	Marshall	65 48									
						82 A	Arkansas	58 70	165 A	Houston	65 81									
						91 A	Ri ce	69 80	165 H	Houston	61 50									
						91 H	Ri ce	64 50	177 H	North Texas	70 53									
						94 A	UTEP	68 58	193 A	Southern Mi ss.	69 65									
						94 H	UTEP	70 59	195 H	UTSA	78 49									
						98 H	East Caro.	58 70	216 H	Wi s. -Milwaukee	47 53									
						98 N	East Caro.	62 76	229 H	Bradley	80 61									
									272 H	UCF	73 47									
									272 N	UCF	79 58									
									291 A	Memphi s	97 65									
									296 N	Detroit t	73 50									
									319 H	Sam Houston St.	84 50									
LAST 10 Division I GAMES:																				
						98 N	East Caro.	62 76	91 H	Ri ce	64 50									
						272 N	UCF	79 58	163 H	Marshall	65 48									
						94 A	UTEP	68 58	98 H	East Caro.	58 70									
						73 A	Tul ane	72 78	193 A	Southern Mi ss.	69 65									
						165 H	Houston	61 50	272 H	UCF	73 47									

Non-Div l Games:

SMU

Loss, Non-Conf, S Site, H Home A Away N Neutral

Average RPI Win: 284		WON-LOST RECORD		WINNING PCT. RANK		LAST 10 GAMES		STRENGTH OF SCHEDULE		OPP. STRENGTH OF SCHEDULE		TEAM RPI		ADJ. RPI		CONF. RPI		ADJ CONF. RPI		
DIV. I ONLY		2- 27		334		0- 10		254		213		328		328		19		19		
DIV. I NON-CONF.		2- 13		313		0- 1		277		202		321		321		20		20		
TOTALS		RPI 1-25		RPI 26-50		W-L RECORDS		RPI 51-100		RPI 100+										
2- 27		0- 1		0- 1		OVERALL		0- 3		2- 22										
2- 9		0- 0		0- 0		HOME		0- 1		2- 8										
0- 15		0- 0		0- 1		AWAY		0- 2		0- 12										
0- 3		0- 1		0- 0		NEUTRAL		0- 0		0- 2										
2- 13		0- 1		0- 1		NON-CONFERENCE		0- 1		2- 10										
2- 2		0- 0		0- 0		HOME		0- 0		2- 2										
0- 8		0- 0		0- 1		AWAY		0- 1		0- 6										
0- 3		0- 1		0- 0		NEUTRAL		0- 0		0- 2										
0- 14		0- 0		0- 0		CONFERENCE		0- 2		0- 12										
0- 7		0- 0		0- 0		HOME		0- 1		0- 6										
0- 7		0- 0		0- 0		AWAY		0- 1		0- 6										
0- 0		0- 0		0- 0		NEUTRAL		0- 0		0- 0										
RPI 1-25		RPI 26-50		RPI 51-100		RPI 101+		Team's RPI: 328												
RPI S	Opponent	Score		RPI S	Opponent	Score		RPI S	Opponent	Score		RPI S	Opponent	Score						
4 N	North Carolina	38	99	33 A	Louisville	42	77	53 A	Gonzaga	43	84	105 A	Northern Ari z.	46	83					
								60 A	Montana	43	76	105 H	Northern Ari z.	54	76					
								60 H	Montana	50	78	106 N	UCLA	64	87					
												107 N	Denver	31	60					
												118 A	Kansas	50	69					
												149 A	Idaho St.	73	93					
												149 H	Idaho St.	59	83					
												170 H	Nevada	42	75					
												179 A	Weber St.	75	79					
												179 H	Weber St.	46	69					
												189 H	St. Mary's (Cal.)	59	71					
												243 A	Montana St.	54	80					
												243 H	Montana St.	59	66					
												252 A	Portland St.	72	80					
												252 H	Portland St.	65	76					
												258 H	Portland	63	55					
												261 A	UC Davis	55	59					
												280 A	Washington St.	65	79					
												287 A	Eastern Wash.	56	74					
												287 H	Eastern Wash.	63	66					
												307 A	Idaho	48	57					
												310 A	Northern Col o.	45	70					
												310 H	Northern Col o.	54	47					
												313 A	Paci fi c	55	62					
LAST 10 Division I GAMES:																				
				149 A	Idaho St.	73	93		243 A	Montana St.	54	80								
				60 A	Montana	43	76		60 H	Montana	50	78								
				287 H	Eastern Wash.	63	66		243 H	Montana St.	59	66								
				252 H	Portland St.	65	76		149 H	Idaho St.	59	83								
				179 A	Weber St.	75	79		310 A	Northern Col o.	45	70								

Sacramento St.

Non-Div I Games: Bethany (Cal.) 52 48

Sacramento St.

Loss,
Non-Conf, S Site,
H Home
A Away
N Neutral

Sacred Heart				Through Games Of 2007 Final							
Average RPI Win:	222	WON-LOST RECORD	WINNING PCT. RANK	LAST 10 GAMES		STRENGTH OF SCHEDULE	OPP. STRENGTH OF SCHEDULE	TEAM RPI	ADJ. RPI	CONF. RPI	ADJ CONF. RPI
Average RPI Loss:	168										
DIV. I ONLY	22- 10	61	8- 2			234	234	113	119	20	20
DIV. I NON-CONF.	5- 6	183	0- 0			233	171	207	208	24	24
<hr/>											
TOTALS	RPI 1-25		RPI 26-50		W-L RECORDS		RPI 51-100			RPI 100+	
22- 10	0- 1		0- 0		OVERALL		2- 2			20- 7	
11- 3	0- 0		0- 0		HOME		1- 1			10- 2	
11- 7	0- 1		0- 0		AWAY		1- 1			10- 5	
0- 0	0- 0		0- 0		NEUTRAL		0- 0			0- 0	
5- 6	0- 1		0- 0		NON-CONFERENCE		1- 0			4- 5	
2- 1	0- 0		0- 0		HOME		1- 0			1- 1	
3- 5	0- 1		0- 0		AWAY		0- 0			3- 4	
0- 0	0- 0		0- 0		NEUTRAL		0- 0			0- 0	
17- 4	0- 0		0- 0		CONFERENCE		1- 2			16- 2	
9- 2	0- 0		0- 0		HOME		0- 1			9- 1	
8- 2	0- 0		0- 0		AWAY		1- 1			7- 1	
0- 0	0- 0		0- 0		NEUTRAL		0- 0			0- 0	
<hr/>											
RPI 1-25		RPI 26-50		RPI 51-100		Team's RPI : 119					
RPI S	Opponent	Score	RPI S	Opponent	Score	RPI S	Opponent	Score	RPI S	Opponent	Score
3	A Connecticut	40 82				84	A Robert Morris	72 54	104	A Boston College	46 68
						84	A Robert Morris	66 68	138	H La Salle	60 70
						84	H Robert Morris	61 64	147	H Long Island	48 57
						86	H Stony Brook	77 65	156	A Qui nni pi ac	73 63
									156	H Qui nni pi ac	73 53
									160	H Provi dence	76 69
									209	A Monmouth	59 54
									209	H Monmouth	60 51
									209	H Monmouth	50 46
									224	A Mt. St. Mary' s	66 57
									224	H Mt. St. Mary' s	68 56
									224	H Mt. St. Mary' s	70 67
									226	A St. Peter' s	68 50
									228	A Bi nghamton	57 53
									238	A Yal e	72 66
									239	A St. Francis (N.Y.)	61 58
									249	A Al bany (N.Y.)	55 60
									253	A Fai rlei gh Di cki nson	69 50
									253	H Fai rlei gh Di cki nson	60 53
									278	A Central Conn. St.	73 61
									278	H Central Conn. St.	77 49
									281	A St. Francis (Pa.)	63 69
									281	H St. Francis (Pa.)	85 61
									290	A Col umbi a	57 61
									299	A Brown	63 70
									331	A Wagner	79 54
									331	H Wagner	76 49
<hr/>											
		LAST 10 Div		si on I GAMES:							
			84	A Robert Morris	66 68		156	H Qui nni pi ac	73 53		
			209	H Monmouth	50 46		224	H Mt. St. Mary' s	68 56		
			224	H Mt. St. Mary' s	70 67		253	A Fai rlei gh Di cki nson	69 50		
			156	A Qui nni pi ac	73 63		84	H Robert Morris	61 64		
			209	A Monmouth	59 54		331	A Wagner	79 54		

Non-Div l Games:

Sacred Heart

Loss, Non-Conf, S Site, H Home A Away N Neutral

Average RPI Win:	327	WON-LOST	WINNING	LAST 10	STRENGTH OF	OPP. STRENGTH	TEAM	ADJ.	CONF.	ADJ CONF.
Average RPI Loss:	170	RECORD	PCT. RANK	GAMES	SCHEDULE	OF SCHEDULE	RPI	RPI	RPI	RPI

DIV. I ONLY	3- 24	331	1- 9	221	248	319	319	28	28
DIV. I NON-CONF.	1- 11	327	0- 1	188	188	305	307	27	27

TOTALS	RPI 1-25	RPI 26-50	W-L RECORDS	RPI 51-100	RPI 100+
3- 24	0- 2	0- 2	OVERALL	0- 3	3- 17
2- 10	0- 0	0- 0	HOME	0- 1	2- 9
1- 13	0- 2	0- 2	AWAY	0- 2	1- 7
0- 1	0- 0	0- 0	NEUTRAL	0- 0	0- 1
1- 11	0- 2	0- 2	NON-CONFERENCE	0- 1	1- 6
1- 3	0- 0	0- 0	HOME	0- 0	1- 3
0- 7	0- 2	0- 2	AWAY	0- 1	0- 2
0- 1	0- 0	0- 0	NEUTRAL	0- 0	0- 1
2- 13	0- 0	0- 0	CONFERENCE	0- 2	2- 11
1- 7	0- 0	0- 0	HOME	0- 1	1- 6
1- 6	0- 0	0- 0	AWAY	0- 1	1- 5
0- 0	0- 0	0- 0	NEUTRAL	0- 0	0- 0

RPI S	RPI 1-25	Score	RPI S	RPI 26-50	Score	RPI S	RPI 51-100	Score	RPI S	RPI 101+	Team's RPI: 319
18	A Bayl or	50 117	39	A Texas	56 84	64	A Texas-Arlington	56 81	108	A SMU	50 84
24	A Texas A&M	43 93	43	A New Mexico	41 77	64	H Texas-Arlington	50 76	127	A Stephen F. Austin	71 82
						91	A Ri ce	48 91	127	H Stephen F. Austin	66 96
									157	N Del aware St.	43 57
									195	A UTSA	60 75
									195	H UTSA	48 65
									196	A A&M-Corpus Christi	73 90
									196	H A&M-Corpus Christi	60 72
									205	A Texas St.	60 67
									205	H Texas St.	71 79
									249	H Al bany (N. Y.)	48 58
									274	H Southeastern La.	53 63
									277	A Central Ark.	68 73
									285	A Lamar	49 81
									300	H Western Ill.	50 58
									315	H Ni cholls St.	78 82
									317	H Northwestern St.	77 66
									330	H Texas Southern	81 65
									333	H Centenary (La.)	70 84
									334	A McNeese St.	74 57
LAST 10 Division I GAMES:											
196	A A&M-Corpus Christi	73 90	277	A Central Ark.	68 73						
195	H UTSA	48 65	317	H Northwestern St.	77 66						
205	H Texas St.	71 79	196	H A&M-Corpus Christi	60 72						
64	A Texas-Arlington	56 81	195	A UTSA	60 75						
127	A Stephen F. Austin	71 82	205	A Texas St.	60 67						

Average RPI Win: 261		WON-LOST	WINNING	LAST 10	STRENGTH OF	OPP. STRENGTH	TEAM	ADJ.	CONF.	ADJ CONF.
Average RPI Loss: 137		RECORD	PCT. RANK	GAMES	SCHEDULE	OF SCHEDULE	RPI	RPI	RPI	RPI
DIV. I ONLY	18- 13	112	7- 3	303	221	200	200	22	22	
DIV. I NON-CONF.	5- 4	124	0- 0	324	185	231	231	21	21	
TOTALS	RPI 1-25	RPI 26-50	W-L RECORDS	RPI 51-100	RPI 100+					
18- 13	0- 0	0- 0	OVERALL	0- 5	18- 8					
8- 4	0- 0	0- 0	HOME	0- 1	8- 3					
8- 8	0- 0	0- 0	AWAY	0- 3	8- 5					
2- 1	0- 0	0- 0	NEUTRAL	0- 1	2- 0					
5- 4	0- 0	0- 0	NON-CONFERENCE	0- 2	5- 2					
1- 0	0- 0	0- 0	HOME	0- 0	1- 0					
2- 4	0- 0	0- 0	AWAY	0- 2	2- 2					
2- 0	0- 0	0- 0	NEUTRAL	0- 0	2- 0					
13- 9	0- 0	0- 0	CONFERENCE	0- 3	13- 6					
7- 4	0- 0	0- 0	HOME	0- 1	7- 3					
6- 4	0- 0	0- 0	AWAY	0- 1	6- 3					
0- 1	0- 0	0- 0	NEUTRAL	0- 1	0- 0					
RPI S	RPI 1-25 Opponent Score	RPI S	RPI 26-50 Opponent Score	RPI S	RPI 51-100 Opponent Score	RPI S	RPI 101+ Opponent Score	Team's RPI: 200		
				57 A South Carolina	56 64	112 A Alabama	53 62			
				81 A Iowa	60 66	124 A Murray St.	63 77			
				90 A Southeast Mo. St.	66 70	124 H Murray St.	64 73			
				90 H Southeast Mo. St.	58 66	178 A Georgia St.	54 58			
				90 N Southeast Mo. St.	51 57	203 A Tenn. -Martin	51 63			
						203 H Tenn. -Martin	55 64			
						204 A Morehead St.	58 48			
						204 H Morehead St.	57 60			
						210 A Troy	54 51			
						215 A Eastern Ky.	62 51			
						215 H Eastern Ky.	59 56			
						220 A Tennessee Tech	55 62			
						220 H Tennessee Tech	66 44			
						220 H Tennessee Tech	63 60			
						237 N Alabama A&M	67 52			
						241 A Austin Peay	68 54			
						241 H Austin Peay	67 55			
						259 A Eastern Ill.	63 41			
						259 H Eastern Ill.	70 49			
						291 A Memphis	62 54			
						301 A Jacksonville St.	64 59			
						301 H Jacksonville St.	67 43			
						311 H Birmingham-St.	73 66			
						318 A Tennessee St.	68 51			
						318 H Tennessee St.	79 52			
						333 N Centenary (La.)	60 36			
			LAST 10 Division I GAMES:							
			90 N Southeast Mo. St.	51 57	204 A Morehead St.	58 48				
			220 H Tennessee Tech	63 60	241 H Austin Peay	67 55				
			259 H Eastern Ill.	70 49	259 A Eastern Ill.	63 41				
			90 H Southeast Mo. St.	58 66	318 H Tennessee St.	79 52				
			215 A Eastern Ky.	62 51	124 H Murray St.	64 73				

Non-Div I Games:

Samford

Average RPI Win: 192		WON-LOST RECORD	WINNING PCT. RANK	LAST 10 GAMES	STRENGTH OF SCHEDULE	OPP. STRENGTH OF SCHEDULE	TEAM RPI	ADJ. RPI	CONF. RPI	ADJ CONF. RPI
DIV. I ONLY		20- 9	60	4- 6	205	160	101	102	12	12
DIV. I NON-CONF.		10- 4	61	0- 1	196	216	102	103	12	12
TOTALS		RPI 1-25	RPI 26-50	W-L RECORDS	RPI 51-100	RPI 100+				
20- 9		0- 0	0- 1	OVERALL	4- 3	16- 5				
12- 5		0- 0	0- 1	HOME	3- 1	9- 3				
8- 3		0- 0	0- 0	AWAY	1- 2	7- 1				
0- 1		0- 0	0- 0	NEUTRAL	0- 0	0- 1				
10- 4		0- 0	0- 1	NON-CONFERENCE	2- 1	8- 2				
7- 3		0- 0	0- 1	HOME	2- 0	5- 2				
3- 1		0- 0	0- 0	AWAY	0- 1	3- 0				
0- 0		0- 0	0- 0	NEUTRAL	0- 0	0- 0				
10- 5		0- 0	0- 0	CONFERENCE	2- 2	8- 3				
5- 2		0- 0	0- 0	HOME	1- 1	4- 1				
5- 2		0- 0	0- 0	AWAY	1- 1	4- 1				
0- 1		0- 0	0- 0	NEUTRAL	0- 0	0- 1				
RPI 1-25		RPI 26-50		RPI 51-100		RPI 101+		Team's RPI: 102		
RPI S	Opponent	Score	RPI S	Opponent	Score	RPI S	Opponent	Score		
39	H Texas	45 73	52	H Georgia Tech	62 59	109	H UC Santa Barb.	63 75		
			53	A Gonzaga	58 71	134	A Pepperdine	50 51		
			53	H Gonzaga	82 87	134	H Pepperdine	73 71		
			88	A Boise St.	29 47	162	H San Diego St.	76 46		
			96	A Loyola Marymount	69 60	176	A Santa Clara	71 52		
			96	H Loyola Marymount	50 49	176	H Santa Clara	77 52		
			97	H UC Ri versi de	68 53	189	A St. Mary's (Cal.)	85 53		
						189	H St. Mary' s (Cal.)	47 51		
						207	A San Franci sco	66 60		
						207	H San Franci sco	52 45		
						207	N San Franci sco	69 80		
						208	H Cal St. Fullerton	47 36		
						214	A Cal St. Northrid ge	95 77		
						223	H Hol y Cross	76 53		
						230	H Cal Pol y	74 69		
						251	H Ai r Force	59 55		
						258	A Portl and	81 75		
						258	H Portl and	74 66		
						267	H Long Beach St.	37 53		
						302	A Southern Utah	61 50		
						313	A Paci fic	72 67		
LAST 10 Division I GAMES:										
			109	H UC Santa Barb.	63 75	176	H Santa Clara	77 52		
			207	N San Franci sco	69 80	134	A Pepperdine	50 51		
			258	A Portl and	81 75	96	A Loyol a Marymount	69 60		
			53	A Gonzaga	58 71	207	A San Franci sco	66 60		
			189	H St. Mary' s (Cal.)	47 51	53	H Gonzaga	82 87		

Non-Div I Games: Cal St. Bakersfi 66 63

San Diego

Average RPI Win: 206		WON-LOST RECORD	WINNING PCT. RANK	LAST 10 GAMES	STRENGTH OF SCHEDULE	OPP. STRENGTH OF SCHEDULE	TEAM RPI	ADJ. RPI	CONF. RPI	ADJ CONF. RPI	
Average RPI Loss: 102											
DIV. I ONLY		12- 16	201	3- 7	113	124	163	162	7	7	
DIV. I NON-CONF.		7- 4	99	0- 0	195	275	131	135	7	7	
TOTALS		RPI 1-25	RPI 26-50	W-L RECORDS	RPI 51-100	RPI 100+					
12- 16		0- 1	1- 6	OVERALL	1- 3	10- 6					
11- 5		0- 1	1- 2	HOME	1- 1	9- 1					
1- 10		0- 0	0- 3	AWAY	0- 2	1- 5					
0- 1		0- 0	0- 1	NEUTRAL	0- 0	0- 0					
7- 4		0- 1	0- 0	NON-CONFERENCE	0- 0	7- 3					
6- 2		0- 1	0- 0	HOME	0- 0	6- 1					
1- 2		0- 0	0- 0	AWAY	0- 0	1- 2					
0- 0		0- 0	0- 0	NEUTRAL	0- 0	0- 0					
5- 12		0- 0	1- 6	CONFERENCE	1- 3	3- 3					
5- 3		0- 0	1- 2	HOME	1- 1	3- 0					
0- 8		0- 0	0- 3	AWAY	0- 2	0- 3					
0- 1		0- 0	0- 1	NEUTRAL	0- 0	0- 0					
RPI 1-25		RPI 26-50		RPI 51-100		RPI 101+		Team's RPI: 162			
RPI S	Opponent	Score	RPI S	Opponent	Score	RPI S	Opponent	Score			
15 H	George Washi ngton	42 76	42 A	Brigha m Young	41 65	61 A	TCU	57 83	102 A	San Di ego	46 76
			42 H	Brigha m Young	49 54	61 H	TCU	61 78	134 H	Pepperdi ne	64 53
			43 A	New Mexi co	46 76	79 A	Utah	48 51	154 A	UNLV	54 71
			43 H	New Mexi co	48 67	79 H	Utah	71 66	154 H	UNLV	67 54
			47 A	Wyomi ng	47 71				170 H	Nevada	62 68
			47 H	Wyomi ng	55 47				189 H	St. Mary' s (Cal.)	62 57
			47 N	Wyomi ng	44 56				199 A	Utah Valley St.	44 75
									230 H	Cal Poly	70 68
									251 A	Ai r Force	52 60
									251 H	Ai r Force	60 51
									254 H	Wi chi ta St.	74 73
									261 H	UC Davi s	59 52
									268 A	Col orado St.	56 67
									268 H	Col orado St.	75 66
									299 H	Brown	63 52
									302 A	Southern Utah	55 52
			LAST 10 Di v			si on I GAMES:					
			47 N	Wyomi ng	44 56	47 H	Wyomi ng	55 47			
			43 H	New Mexi co	48 67	251 A	Ai r Force	52 60			
			61 H	TCU	61 78	154 H	UNLV	67 54			
			42 A	Brigha m Young	41 65	79 H	Utah	71 66			
			268 A	Col orado St.	56 67	43 A	New Mexi co	46 76			

Non-Div I Games:

San Diego St.

Average RPI Win: 171		WON-LOST RECORD		WINNING PCT. RANK		LAST 10 GAMES		STRENGTH OF SCHEDULE		OPP. STRENGTH OF SCHEDULE		TEAM RPI		ADJ. RPI		CONF. RPI		ADJ CONF. RPI	
DIV. I ONLY		10- 21		252		3- 7		101		159		213		207		12		12	
DIV. I NON-CONF.		6- 9		212		0- 0		138		187		188		184		12		12	
TOTALS		RPI 1-25		RPI 26-50		W-L RECORDS		RPI 51-100		RPI 100+									
10- 21		0- 0		1- 2		OVERALL		1- 7		8- 12									
6- 8		0- 0		1- 1		HOME		1- 3		4- 4									
2- 12		0- 0		0- 1		AWAY		0- 3		2- 8									
2- 1		0- 0		0- 0		NEUTRAL		0- 1		2- 0									
6- 9		0- 0		1- 2		NON-CONFERENCE		1- 2		4- 5									
4- 3		0- 0		1- 1		HOME		1- 1		2- 1									
1- 6		0- 0		0- 1		AWAY		0- 1		1- 4									
1- 0		0- 0		0- 0		NEUTRAL		0- 0		1- 0									
4- 12		0- 0		0- 0		CONFERENCE		0- 5		4- 7									
2- 5		0- 0		0- 0		HOME		0- 2		2- 3									
1- 6		0- 0		0- 0		AWAY		0- 2		1- 4									
1- 1		0- 0		0- 0		NEUTRAL		0- 1		1- 0									
RPI 1-25		Score		RPI 26-50		Score		RPI 51-100		Score		RPI 101+		Team's RPI: 207		Score			
RPI S	Opponent			RPI S	Opponent			RPI S	Opponent			RPI S	Opponent						
				32	H Florida St.	67 64		53	A Gonzaga	37 57		102	A San Diego	45 52					
				34	H Delaware	47 71		53	H Gonzaga	53 58		102	H San Diego	60 66					
				47	A Wyomi ng	58 71		53	N Gonzaga	38 59		102	N San Diego	80 69					
								88	H Boise St.	58 80		122	A Fresno St.	48 55					
								92	H Southern Ill.	67 60		134	A Pepperdi ne	64 60					
								95	A Col orado	56 62		134	H Pepperdi ne	77 65					
								96	A Loyol a Marymount	52 65		137	A Hawai i	49 70					
								96	H Loyol a Marymount	64 70		143	H Mi ami (Fl a.)	59 69					
												170	H Nevada	65 55					
												176	A Santa Cl ara	83 89					
												176	H Santa Cl ara	64 58					
												189	A St. Mary' s (Cal .)	77 84					
												189	H St. Mary' s (Cal .)	51 61					
												208	A Cal St. Full erton	69 72					
												230	A Cal Poly	38 60					
												258	A Portl and	52 54					
												258	H Portl and	61 64					
												268	H Col orado St.	62 51					
												290	N Col umbi a	63 51					
												314	A San Jose St.	53 48					
LAST 10 Divi sion I GAMES:																			
				53	N Gonzaga	38 59		189	H St. Mary' s (Cal .)	51 61									
				102	N San Di ego	80 69		96	A Loyol a Marymount	52 65									
				53	A Gonzaga	37 57		134	A Pepperdi ne	64 60									
				258	A Portl and	52 54		102	H San Di ego	60 66									
				176	H Santa Cl ara	64 58		258	H Portl and	61 64									

Non-Div I Games:

San Francisco

Loss, Non-Conf, S Site, H Home A Away N Neutral

San Jose St.				Through Games Of 2007 Final							
Average RPI Win:	215	WON-LOST RECORD	WINNING PCT. RANK	LAST 10 GAMES	STRENGTH OF SCHEDULE	OPP. STRENGTH OF SCHEDULE	TEAM RPI	ADJ. RPI	CONF. RPI	ADJ CONF. RPI	
DIV. I ONLY	5- 27	324	3- 7		256	227	314	314	17	17	
DIV. I NON-CONF.	1- 13	329	0- 0		262	267	327	327	17	17	
<hr/>											
TOTALS	RPI 1-25		RPI 26-50		W-L RECORDS		RPI 51-100		RPI 100+		
5- 27	0- 0		0- 1		OVERALL		1- 3		4- 23		
3- 10	0- 0		0- 0		HOME		1- 0		2- 10		
1- 12	0- 0		0- 1		AWAY		0- 1		1- 10		
1- 5	0- 0		0- 0		NEUTRAL		0- 2		1- 3		
<hr/>											
1- 13	0- 0		0- 1		NON-CONFERENCE		0- 1		1- 11		
0- 5	0- 0		0- 0		HOME		0- 0		0- 5		
1- 4	0- 0		0- 1		AWAY		0- 0		1- 3		
0- 4	0- 0		0- 0		NEUTRAL		0- 1		0- 3		
<hr/>											
4- 14	0- 0		0- 0		CONFERENCE		1- 2		3- 12		
3- 5	0- 0		0- 0		HOME		1- 0		2- 5		
0- 8	0- 0		0- 0		AWAY		0- 1		0- 7		
1- 1	0- 0		0- 0		NEUTRAL		0- 1		1- 0		
<hr/>											
RPI 1-25		RPI 26-50			RPI 51-100			RPI 101+ Team's RPI : 314			
RPI S	Opponent	Score	RPI S	Opponent	Score	RPI S	Opponent	Score	RPI S	Opponent	Score
45	A South Dakota St.	63 98	76	N Arkansas St.	71 90	122	A Fresno St.	36 61	122	H Fresno St.	63 70
			88	A Boi se St.	59 82	128	A Loui si ana Tech	61 71	128	H Loui si ana Tech	52 65
			88	H Boi se St.	68 60	137	A Hawai i	53 64	137	H Hawai i	57 56
			88	N Boi se St.	64 81	139	A North Dakota St.	61 69	166	N Harvard	62 83
						170	A Nevada	47 74	170	H Nevada	52 70
						176	H Santa Clara	59 71	207	H San Franci sco	48 53
						208	H Cal St. Fullerton	52 69	214	H Cal St. Northridge	63 66
						216	N Wi s. -Mi l waukee	63 66	217	A New Mexi co St.	53 79
						217	H New Mexico St.	48 59	229	N Bradley	56 72
						230	A Cal Poly	59 71	232	A Utah St.	50 58
						232	H Utah St.	65 57	268	A Colorado St.	57 76
						280	H Washington St.	61 72	307	A Idaho	66 69
			LAST 10 Div								
			88	N Boi se St.	64 81	170	H Nevada	52 70	307	H Idaho	64 72
			307	N Idaho	72 66	88	A Boi se St.	59 82	307	N Idaho	72 66
			307	A Idaho	66 69	128	A Loui si ana Tech	61 71	313	A Paci fi c	65 56
			137	A Hawai i	53 64	232	H Utah St.	65 57			
			88	H Boi se St.	68 60	307	H Idaho	64 72			

Non-Div I Games:

San Jose St.

Loss, Non-Conf, S Site, H Home A Away N Neutral

Average RPI Win: 303		WON-LOST RECORD		WINNING PCT. RANK		LAST 10 GAMES		STRENGTH OF SCHEDULE		OPP. STRENGTH OF SCHEDULE		TEAM RPI		ADJ. RPI		CONF. RPI		ADJ CONF. RPI	
DIV. I ONLY		9- 17		243		4- 4		335		289		322		321		31		31	
DIV. I NON-CONF.		8- 13		230		3- 3		321		293		294		296		28		28	
TOTALS		RPI 1-25		RPI 26-50		W-L RECORDS		RPI 51-100		RPI 100+									
9- 17		0- 1		0- 1		OVERALL		0- 2		9- 13									
7- 3		0- 1		0- 0		HOME		0- 0		7- 2									
2- 13		0- 0		0- 1		AWAY		0- 2		2- 10									
0- 1		0- 0		0- 0		NEUTRAL		0- 0		0- 1									
8- 13		0- 1		0- 1		NON-CONFERENCE		0- 2		8- 9									
6- 2		0- 1		0- 0		HOME		0- 0		6- 1									
2- 11		0- 0		0- 1		AWAY		0- 2		2- 8									
0- 0		0- 0		0- 0		NEUTRAL		0- 0		0- 0									
1- 4		0- 0		0- 0		CONFERENCE		0- 0		1- 4									
1- 1		0- 0		0- 0		HOME		0- 0		1- 1									
0- 2		0- 0		0- 0		AWAY		0- 0		0- 2									
0- 1		0- 0		0- 0		NEUTRAL		0- 0		0- 1									

RPI 1-25		RPI 26-50		RPI 51-100		RPI 101+ Team's RPI: 321					
RPI S	Opponent	Score	RPI S	Opponent	Score	RPI S	Opponent	Score	RPI S	Opponent	Score
9	H Georgi a	54 75	26	A James Madi son	48 77	62	A La. -Lafayette	51 82	112	A Al abama	48 102
						82	A Mi ssi ssi ppi St.	64 92	150	A Georgetown	50 77
									178	A Georgi a St.	46 90
									201	A Coastal Caro.	51 71
									201	H Coastal Caro.	66 62
									279	A Col. of Charleston	52 69
									283	N Kennesaw St.	66 74
									289	A Longwood	40 55
									289	H Longwood	56 41
									297	A Charleston So.	54 74
									297	H Charleston So.	75 66
									303	A Wi nston-Sal em	60 80
									303	H Wi nston-Sal em	58 66
									311	A Bi rmi ngham-So.	87 86
									311	H Bi rmi ngham-So.	62 80
									318	A Tennessee St.	70 76
									318	H Tennessee St.	79 65
									320	A South Carolina St.	59 65
									320	H South Carolina St.	47 45
									327	A Mercer	65 44
									327	H Mercer	59 50
									335	H Bethune-Cookman	63 43

LAST 10 Div sion I GAMES:							
303	A	Wi nston-Sal em	60 80	311	A	Bi rmi ngham-So.	87 86
289	H	Longwood	56 41	335	H	Bethune-Cookman	63 43
82	A	Mi ssi ssi ppi St.	64 92	279	A	Col. of Charleston	52 69
201	H	Coastal Caro.	66 62	303	H	Wi nston-Sal em	58 66
62	A	La. -Lafayette	51 82	289	A	Longwood	40 55

Non-Div I Games: Allen

79 60

Allen

93 28

Morris

78 65

Savannah St.

Loss,
Non-Conf, S Site,
H Home
A Away
N Neutral

Average RPI Win: 157		WON-LOST	WINNING	LAST 10	STRENGTH OF	OPP. STRENGTH	TEAM	ADJ.	CONF.	ADJ CONF.	
Average RPI Loss: 50		RECORD	PCT. RANK	GAMES	SCHEDULE	OF SCHEDULE	RPI	RPI	RPI	RPI	
DIV. I ONLY		19- 12	91	6- 4	63	67	66	66	5	5	
DIV. I NON-CONF.		10- 4	61	2- 1	122	192	68	68	5	5	
TOTALS		RPI 1-25	RPI 26-50	W-L RECORDS	RPI 51-100	RPI 100+					
19- 12		2- 2	0- 7	OVERALL	2- 1	15- 2					
11- 3		2- 1	0- 1	HOME	1- 0	8- 1					
6- 7		0- 1	0- 5	AWAY	1- 1	5- 0					
2- 2		0- 0	0- 1	NEUTRAL	0- 0	2- 1					
10- 4		0- 0	0- 2	NON-CONFERENCE	2- 0	8- 2					
5- 1		0- 0	0- 0	HOME	1- 0	4- 1					
3- 2		0- 0	0- 2	AWAY	1- 0	2- 0					
2- 1		0- 0	0- 0	NEUTRAL	0- 0	2- 1					
9- 8		2- 2	0- 5	CONFERENCE	0- 1	7- 0					
6- 2		2- 1	0- 1	HOME	0- 0	4- 0					
3- 5		0- 1	0- 3	AWAY	0- 1	3- 0					
0- 1		0- 0	0- 1	NEUTRAL	0- 0	0- 0					
RPI 1-25		RPI 26-50		RPI 51-100		Team's RPI: 66	RPI 101+				
RPI S	Opponent	Score	RPI S	Opponent	Score	RPI S	Opponent	Score			
3	A Connecticut	58 106	29	H Notre Dame	61 64	54	A Hartford	59 53	103	A Cincinnati	58 57
5	H Rutgers	50 62	33	A Louisville	67 88	65	A DePaul	60 85	118	N Kansas	50 64
17	H Marquette	63 58	37	A West Virginia	54 79	77	H Coppin St.	59 54	133	H Massachusetts	61 70
22	H Pittsburgh	51 50	38	A South Fla.	51 60				136	H Iona	75 50
			38	N South Fla.	64 79				142	H Villanova	56 51
			48	A Hofstra	52 64				148	H St. John's (N.Y.)	59 54
			49	A Virginia	65 85				150	H Georgetown	71 67
									153	H Army	65 54
									160	A Providence	66 52
									160	H Providence	60 46
									190	H Dartmouth	60 39
									219	A Syracuse	69 59
									225	N Central Mich.	79 55
									226	A St. Peter's	59 56
									260	N Missouri St.	62 55
									264	H Howard	66 47
									271	A Lehigh	51 48
LAST 10 Division I GAMES:											
48	A Hofstra	52 64	17	H Marquette	63 58						
190	H Dartmouth	60 39	65	A DePaul	60 85						
38	N South Fla.	64 79	226	A St. Peter's	59 56						
38	A South Fla.	51 60	142	H Villanova	56 51						
148	H St. John's (N.Y.)	59 54	150	H Georgetown	71 67						

Non-Div I Games:

Seton Hall

S
i
e
n
a

Siena				Through Games Of 2007 Final							
Average RPI Win:		232	WON-LOST	WINNING	LAST 10	STRENGTH OF	OPP. STRENGTH	TEAM	ADJ.	CONF.	ADJ CONF.
Average RPI Loss:		155	RECORD	PCT. RANK	GAMES	SCHEDULE	OF SCHEDULE	RPI	RPI	RPI	RPI
DIV. I ONLY		10- 20	247	5- 5	138	230	229	231	18	18	
DIV. I NON-CONF.		1- 9	322	0- 0	143	199	289	288	19	19	

TOTALS		RPI 1-25	RPI 26-50	W-L RECORDS		RPI 51-100		RPI 100+			
10- 20		0- 1	0- 4	OVERALL		0- 0		10- 15			
6- 7		0- 0	0- 1	HOME		0- 0		6- 6			
2- 12		0- 1	0- 2	AWAY		0- 0		2- 9			
2- 1		0- 0	0- 1	NEUTRAL		0- 0		2- 0			
1- 9		0- 1	0- 1	NON-CONFERENCE		0- 0		1- 7			
0- 4		0- 0	0- 0	HOME		0- 0		0- 4			
0- 5		0- 1	0- 1	AWAY		0- 0		0- 3			
1- 0		0- 0	0- 0	NEUTRAL		0- 0		1- 0			
9- 11		0- 0	0- 3	CONFERENCE		0- 0		9- 8			
6- 3		0- 0	0- 1	HOME		0- 0		6- 2			
2- 7		0- 0	0- 1	AWAY		0- 0		2- 6			
1- 1		0- 0	0- 1	NEUTRAL		0- 0		1- 0			

RPI 1-25			RPI 26-50			RPI 51-100			RPI 101+ Team's RPI: 231		
RPI S	Opponent	Score	RPI S	Opponent	Score	RPI S	Opponent	Score	RPI S	Opponent	Score
7	A Maryland	54 93	36	A Marist	46 58		130	H Bucknell I	67 79		
			36	H Marist	47 68		136	A Iona	77 81		
			36	N Marist	59 71		136	H Iona	72 58		
			43	A New Mexico	39 78		144	A Loyol a (Md.)	53 60		
							144	H Loyol a (Md.)	54 71		
							147	H Long Isl and	46 78		
							151	A Vermont	56 75		
							175	A St. Bonaventure	60 80		
							206	H Drexel	66 69		
							213	A Cani si us	59 58		
							213	H Cani si us	64 54		
							218	A Fai rfi el d	57 74		
							218	H Fai rfi el d	57 52		
							218	N Fai rfi el d	56 55		
							226	A St. Peter's	49 51		
							226	H St. Peter's	66 60		
							227	A George Mason	44 61		
							236	A Manhattan	71 57		
							236	H Manhattan	42 52		
							244	A Ni agara	68 72		
							244	H Ni agara	78 65		
							249	H Al bany (N. Y.)	52 72		
							300	N Western III.	82 65		
							316	A Ri der	52 55		
							316	H Ri der	87 55		
LAST 10 Div sion I GAMES:											
			36	N Mari st	59 71	316	A Ri der	52 55			
			218	N Fai rfi el d	56 55	36	H Mari st	47 68			
			236	A Manhattan	71 57	136	H Iona	72 58			
			244	H Ni agara	78 65	213	A Cani si us	59 58			
			218	A Fai rfi el d	57 74	244	A Ni agara	68 72			

S
i
e
n
a

Non-Di v I Games:

Siena

Average RPI Win: 209		WON-LOST	WINNING	LAST 10	STRENGTH OF	OPP. STRENGTH	TEAM	ADJ.	CONF.	ADJ CONF.		
Average RPI Loss: 99		RECORD	PCT. RANK	GAMES	SCHEDULE	OF SCHEDULE	RPI	RPI	RPI	RPI		
DIV. I ONLY	12- 16	201	5- 5	152	89	171	172	8	8			
DIV. I NON-CONF.	4- 4	146	0- 0	313	211	238	238	9	9			
TOTALS	RPI 1-25	RPI 26-50	W-L RECORDS	RPI 51-100	RPI 100+							
12- 16	0- 3	0- 2	OVERALL	2- 3	10- 8							
6- 6	0- 1	0- 1	HOME	2- 1	4- 3							
5- 9	0- 1	0- 1	AWAY	0- 2	5- 5							
1- 1	0- 1	0- 0	NEUTRAL	0- 0	1- 0							
4- 4	0- 0	0- 0	NON-CONFERENCE	1- 0	3- 4							
1- 1	0- 0	0- 0	HOME	1- 0	0- 1							
2- 3	0- 0	0- 0	AWAY	0- 0	2- 3							
1- 0	0- 0	0- 0	NEUTRAL	0- 0	1- 0							
8- 12	0- 3	0- 2	CONFERENCE	1- 3	7- 4							
5- 5	0- 1	0- 1	HOME	1- 1	4- 2							
3- 6	0- 1	0- 1	AWAY	0- 2	3- 2							
0- 1	0- 1	0- 0	NEUTRAL	0- 0	0- 0							
RPI S Opponent	RPI 1-25	RPI S Opponent	RPI 26-50	RPI S Opponent	RPI 51-100	RPI S Opponent	RPI 101+	Team's RPI: 172				
13 A Middle Tenn.	58 86	31 A Western Ky.	55 72	62 A La. -Lafayette	61 69	107 A Denver	34 54					
13 H Middle Tenn.	58 93	31 H Western Ky.	65 68	76 A Arkansas St.	57 69	116 H Florida	50 62					
13 N Middle Tenn.	52 79			76 H Arkansas St.	73 78	129 A Florida Int'l	56 46					
				89 H Ark. -Little Rock	44 37	129 H Florida Int'l	41 56					
				92 H Southern Ill.	60 59	147 A Long Island	41 56					
						155 A Tulsa	55 60					
						177 H North Texas	72 57					
						177 H North Texas	52 44					
						182 H La. -Monroe	56 61					
						198 A Ga. Southern	48 54					
						210 A Troy	69 56					
						210 H Troy	56 44					
						233 A Fla. Atlantic	55 58					
						233 H Fla. Atlantic	69 57					
						265 A New Orleans	55 39					
						279 N Col. of Charleston	63 51					
						323 A Stetson	57 50					
						325 A Southern U.	61 46					
LAST 10 Division I GAMES:												
13 N Middle Tenn.	52 79	76 H Arkansas St.	73 78									
177 H North Texas	52 44	31 H Western Ky.	65 68									
210 H Troy	56 44	13 A Middle Tenn.	58 86									
233 A Fla. Atlantic	55 58	265 A New Orleans	55 39									
129 A Florida Int'l	56 46	177 H North Texas	72 57									

Non-Div I Games: Belhaven

92 71

Spring Hill

56 44

South Ala.

Loss, Non-Conf, S Site, H Home A Away N Neutral

South Ala.

South Ala.

Average RPI Win:		298		WON-LOST		WINNING		LAST 10		STRENGTH OF		OPP. STRENGTH		TEAM		ADJ.		CONF.		ADJ CONF.	
Average RPI Loss:		210		RECORD		PCT. RANK		GAMES		SCHEDULE		OF SCHEDULE		RPI		RPI		RPI		RPI	
DIV. I ONLY		7- 22		298		3- 7				307		313		320		320		26		26	
DIV. I NON-CONF.		2- 8		290		0- 0				244		310		304		303		29		29	
TOTALS		RPI 1-25		RPI 26-50		W-L RECORDS		RPI 51-100		RPI 100+											
7- 22		0- 1		0- 0		OVERALL		0- 3		7- 18											
6- 7		0- 0		0- 0		HOME		0- 1		6- 6											
1- 14		0- 1		0- 0		AWAY		0- 2		1- 11											
0- 1		0- 0		0- 0		NEUTRAL		0- 0		0- 1											
2- 8		0- 1		0- 0		NON-CONFERENCE		0- 1		2- 6											
2- 1		0- 0		0- 0		HOME		0- 0		2- 1											
0- 7		0- 1		0- 0		AWAY		0- 1		0- 5											
0- 0		0- 0		0- 0		NEUTRAL		0- 0		0- 0											
5- 14		0- 0		0- 0		CONFERENCE		0- 2		5- 12											
4- 6		0- 0		0- 0		HOME		0- 1		4- 5											
1- 7		0- 0		0- 0		AWAY		0- 1		1- 6											
0- 1		0- 0		0- 0		NEUTRAL		0- 0		0- 1											
RPI 1-25		RPI 26-50		RPI 51-100		RPI 101+		Team's RPI: 320													
RPI S	Opponent	Score		RPI S	Opponent	Score		RPI S	Opponent	Score		RPI S	Opponent	Score							
4	A North Carolina	42 92						57	A South Carolina	42 85		157	H Delaware St.	33 42							
								77	A Coppin St.	53 64		180	A Hampton	54 63							
								77	H Coppin St.	47 64		180	H Hampton	66 71							
												184	H N. C. A&T	61 74							
												188	A Jacksonville	56 66							
												211	A Morgan St.	47 51							
												211	H Morgan St.	56 75							
												234	H UNC Wilmington	49 67							
												237	H Alabama A&M	54 53							
												264	A Howard	50 85							
												264	H Howard	75 60							
												264	N Howard	74 77							
												266	A Florida A&M	59 69							
												266	H Florida A&M	65 51							
												269	A Gardner-Webb	47 55							
												279	A Col. of Charleston	46 63							
												286	A Md. -East. Shore	63 72							
												286	H Md. -East. Shore	53 62							
												293	A Winthrop	49 63							
												321	A Savannah St.	45 47							
												321	H Savannah St.	65 59							
												326	A Norfolk St.	55 68							
												326	H Norfolk St.	50 48							
												335	A Bethune-Cookman	77 56							
												335	H Bethune-Cookman	68 55							
LAST 10 Division I GAMES:																					
				264	N Howard	74 77						335	H Bethune-Cookman	68 55							
				326	A Norfolk St.	55 68						266	H Florida A&M	65 51							
				180	A Hampton	54 63						286	A Md. -East. Shore	63 72							
				77	H Coppin St.	47 64						264	A Howard	50 85							
				211	H Morgan St.	56 75						326	H Norfolk St.	50 48							

South Carolina St.

Non-Div I Games:

South Carolina St.

Loss,
Non-Conf, S Site,
H Home
A Away
N Neutral

[illegible]

Non-Div I Games:

South Fl a.

Loss, Non-Conf, S Site, H Home A Away N Neutral

Average RPI Win:	223	WON-LOST	WINNING	LAST 10	STRENGTH OF	OPP. STRENGTH	TEAM	ADJ.	CONF.	ADJ CONF.
Average RPI Loss:	135	RECORD	PCT. RANK	GAMES	SCHEDULE	OF SCHEDULE	RPI	RPI	RPI	RPI

DIV. I ONLY	22- 8	42	9- 1	187	219	90	90	22	22
DIV. I NON-CONF.	3- 4	196	0- 1	50	53	112	112	21	21

TOTALS	RPI 1-25	RPI 26-50	W-L RECORDS	RPI 51-100	RPI 100+
22- 8	0- 2	0- 1	OVERALL	0- 0	22- 5
13- 1	0- 0	0- 1	HOME	0- 0	13- 0
7- 6	0- 1	0- 0	AWAY	0- 0	7- 5
2- 1	0- 1	0- 0	NEUTRAL	0- 0	2- 0
3- 4	0- 2	0- 1	NON-CONFERENCE	0- 0	3- 1
2- 1	0- 0	0- 1	HOME	0- 0	2- 0
1- 2	0- 1	0- 0	AWAY	0- 0	1- 1
0- 1	0- 1	0- 0	NEUTRAL	0- 0	0- 0
19- 4	0- 0	0- 0	CONFERENCE	0- 0	19- 4
11- 0	0- 0	0- 0	HOME	0- 0	11- 0
6- 4	0- 0	0- 0	AWAY	0- 0	6- 4
2- 0	0- 0	0- 0	NEUTRAL	0- 0	2- 0

RPI S	RPI 1-25	Score	RPI S	RPI 26-50	Score	RPI S	RPI 51-100	Team's RPI : 90	Score	RPI S	RPI 101+	Score
8 N	Oklahoma	60 74	32 H	Florida St.	50 64	124 A	Murray St.		67 61	124 H	Murray St.	66 63
18 A	Baylor	47 81				124 N	Murray St.		62 60	125 H	East Tenn. St.	73 68
						155 A	Tulsa		54 67	200 A	Samford	66 58
						200 H	Samford		70 66	200 N	Samford	57 51
						203 A	Tenn. -Martin		54 63	203 H	Tenn. -Martin	58 52
						204 A	Morehead St.		58 68	204 H	Morehead St.	84 70
						215 A	Eastern Ky.		64 62	215 H	Eastern Ky.	73 72
						220 A	Tennessee Tech		58 59	220 H	Tennessee Tech	77 52
						235 A	Buffalo		61 50	241 A	Austin Peay	60 75
						241 H	Austin Peay		67 56	241 H	Austin Peay	58 54
						259 A	Eastern Ill.		63 42	259 H	Eastern Ill.	77 60
						277 H	Central Ark.		64 60	301 A	Jacksonville St.	85 50
						301 H	Jacksonville St.		90 83	318 A	Tennessee St.	67 53
						318 H	Tennessee St.		64 46			
LAST 10 Division I GAMES:												
8 N	Oklahoma	60 74	200 A	Samford	66 58	203 H	Tenn. -Martin		58 52	259 A	Eastern Ill.	63 42
124 N	Murray St.	62 60	215 H	Eastern Ky.	73 72	204 H	Morehead St.		84 70			
200 N	Samford	57 51										
241 H	Austin Peay	58 54										
301 A	Jacksonville St.	85 50										

Non-Div I Games: Harris-Stowe 101 78 Martin Methodist 93 53 Southeast Mo. St.

Southeast Mo. St.

Southeast Mo. St.

Average RPI Win: 280												WON-LOST RECORD		WINNING PCT. RANK		LAST 10 GAMES		STRENGTH OF SCHEDULE		OPP. STRENGTH OF SCHEDULE		TEAM RPI		ADJ. RPI		CONF. RPI		ADJ CONF. RPI																															
Average RPI Loss: 192																																																											
DIV. I ONLY												15- 13		146		4- 6		334		292		271		274		28		28																															
DIV. I NON-CONF.												7- 6		133		0- 1		330		238		246		248		27		27																															
TOTALS												RPI 1-25		RPI 26-50		W-L RECORDS		RPI 51-100				RPI 100+																																					
15- 13												0- 0		0- 1		OVERALL		0- 2				15- 10																																					
8- 4												0- 0		0- 0		HOME		0- 0				8- 4																																					
6- 8												0- 0		0- 1		AWAY		0- 2				6- 5																																					
1- 1												0- 0		0- 0		NEUTRAL		0- 0				1- 1																																					
7- 6												0- 0		0- 1		NON-CONFERENCE		0- 1				7- 4																																					
4- 1												0- 0		0- 0		HOME		0- 0				4- 1																																					
2- 5												0- 0		0- 1		AWAY		0- 1				2- 3																																					
1- 0												0- 0		0- 0		NEUTRAL		0- 0				1- 0																																					
8- 7												0- 0		0- 0		CONFERENCE		0- 1				8- 6																																					
4- 3												0- 0		0- 0		HOME		0- 0				4- 3																																					
4- 3												0- 0		0- 0		AWAY		0- 1				4- 2																																					
0- 1												0- 0		0- 0		NEUTRAL		0- 0				0- 1																																					
RPI 1-25												RPI 26-50		RPI 51-100		Team's RPI : 274																																											
RPI S	Opponent											Score	RPI S	Opponent											Score	RPI S	Opponent											Score	RPI S	Opponent											Score								
27	A	Mississippi											46	92	64	A	Texas-Arlington											43	51	82	A	Mississippi St.											62	69	112	A	Alabama											57	60
																																													123	N	Richmond											71	59
																																													127	H	Stephen F. Austin											53	78
																																													192	H	Jackson St.											55	66
																																													195	H	UTSA											73	64
																																													195	N	UTSA											52	67
																																													196	H	A&M-Corpus Christi											46	47
																																													205	A	Texas St.											68	65
																																													265	A	New Orleans											72	68
																																													272	H	UCF											67	49
																																													277	A	Central Ark.											58	69
																																													277	H	Central Ark.											55	50
																																													285	A	Lamar											72	71
																																													285	H	Lamar											58	59
																																													291	A	Memphis											45	60
																																													315	A	Nicholls St.											82	71
																																													315	H	Nicholls St.											77	59
																																													317	A	Northwestern St.											53	55
																																													317	H	Northwestern St.											77	59
																																													319	A	Sam Houston St.											63	53
																																													323	H	Stetson											58	52
																																													327	H	Mercer											60	42
																																													333	A	Centenary (La.)											56	39
																																													334	A	McNeese St.											53	67
																																													334	H	McNeese St.											69	62
LAST 10 Division I GAMES:																																																											
195 N UTSA												52		67		315 H Nicholls St.												77		59		334 H A&M-Corpus Christi												46		47													
285 H Lamar												58		59		195 H UTSA												73		64		285 A Lamar												72		71													
334 A McNeese St.												53		67		334 H McNeese St.												69		62																													
317 A Northwestern St.												53		55																																													
277 A Central Ark.												58		69																																													

S
o
u
t
h
e
a
s
t
e
r
n
L
a

Southeastern La

Southeastern La.

79 64

William Carey

96 49

Games: Bel haven

Loss, Non-Conf, S Site, H Home A Away N Neutral

Page 253

Southern California												Through Games Of 2007 Final											
Average RPI Win:		150		WON-LOST		WINNING		LAST 10		STRENGTH OF		OPP. STRENGTH		TEAM		ADJ.		CONF.		ADJ CONF.			
Average RPI Loss:		36		RECORD		PCT. RANK		GAMES		SCHEDULE		OF SCHEDULE		RPI		RPI		RPI		RPI			
DIV. I ONLY		17- 13		125		5- 5				53		41		73		75		6		6			
DIV. I NON-CONF.		6- 4		109		0- 0				63		33		63		63		6		6			
TOTALS		RPI 1-25				RPI 26-50				W-L RECORDS				RPI 51-100				RPI 100+					
17- 13		0- 6				1- 4				OVERALL				4- 3				12- 0					
11- 4		0- 2				1- 2				HOME				2- 0				8- 0					
5- 8		0- 3				0- 2				AWAY				1- 3				4- 0					
1- 1		0- 1				0- 0				NEUTRAL				1- 0				0- 0					
6- 4		0- 1				1- 2				NON-CONFERENCE				1- 1				4- 0					
5- 1		0- 0				1- 1				HOME				0- 0				4- 0					
1- 3		0- 1				0- 1				AWAY				1- 1				0- 0					
0- 0		0- 0				0- 0				NEUTRAL				0- 0				0- 0					
11- 9		0- 5				0- 2				CONFERENCE				3- 2				8- 0					
6- 3		0- 2				0- 1				HOME				2- 0				4- 0					
4- 5		0- 2				0- 1				AWAY				0- 2				4- 0					
1- 1		0- 1				0- 0				NEUTRAL				1- 0				0- 0					
RPI 1-25				RPI 26-50				RPI 51-100		Team's RPI : 75				RPI 101+									
RPI S	Opponent	Score		RPI S	Opponent	Score		RPI S	Opponent	Score		RPI S	Opponent	Score		RPI S	Opponent	Score		RPI S	Opponent	Score	
12	A Ohio St.	58	77	29	H Notre Dame	69	58	51	A Washi ngton	60	76	106	A UCLA	75	72	106	H UCLA	62	55	126	A Ari zona	77	68
14	A Arizona St.	54	62	35	A Cal i forni a	79	86	51	H Washi ngton	78	58	106	H UCLA	62	55	126	A Ari zona	77	68	126	H Ari zona	66	42
14	H Arizona St.	57	68	35	H Cal i forni a	53	62	51	N Washi ngton	81	77	126	H Ari zona	66	42	137	H Hawai i	72	52	165	H Houston	65	42
16	A Stanford	53	56	40	H Nebraska	65	72	79	A Utah	66	70	126	H Hawai i	72	52	165	H Houston	65	42	197	H Prai ri e Vi ew	78	53
16	H Stanford	46	62	45	A South Dakota St.	63	67	93	A Oregon	63	73	222	A Oregon St.	68	65	222	H Oregon St.	59	51	267	H Long Beach St.	85	50
16	N Stanford	52	67					93	H Oregon	79	71	280	A Washi ngton St.	62	56	280	H Washi ngton St.	65	47				
								95	A Col orado	76	57												
				LAST 10 Division I GAMES:																			
16 N Stanford				52 67				14 H Ari zona St.				57 68											
51 N Washi ngton				81 77				106 H UCLA				62 55											
16 A Stanford				53 56				93 A Oregon				63 73											
35 A Cal i forni a				79 86				222 A Oregon St.				68 65											
126 H Ari zona				66 42				51 H Washi ngton				78 58											

Non-Div I Games:

Southern California

■ Loss, ■ Non-Conf, S Site, H Home A Away N Neutral

Average RPI Win:		180	WON-LOST		WINNING	LAST 10	STRENGTH OF		OPP. STRENGTH	TEAM	ADJ.	CONF.	ADJ CONF.
Average RPI Loss:		113	RECORD		PCT. RANK	GAMES	SCHEDULE		OF SCHEDULE	RPI	RPI	RPI	RPI
DIV. I ONLY		21- 11	68		8- 2		137		145	93	92	15	15
DIV. I NON-CONF.		5- 8	223		1- 1		131		92	177	174	15	15
TOTALS		RPI 1-25	RPI 26-50		W-L RECORDS		RPI 51-100		RPI 100+				
21- 11		0- 0	0- 1		OVERALL		1- 5		20- 5				
12- 3		0- 0	0- 0		HOME		0- 2		12- 1				
9- 7		0- 0	0- 1		AWAY		1- 2		8- 4				
0- 1		0- 0	0- 0		NEUTRAL		0- 1		0- 0				
5- 8		0- 0	0- 1		NON-CONFERENCE		0- 4		5- 3				
4- 2		0- 0	0- 0		HOME		0- 1		4- 1				
1- 5		0- 0	0- 1		AWAY		0- 2		1- 2				
0- 1		0- 0	0- 0		NEUTRAL		0- 1		0- 0				
16- 3		0- 0	0- 0		CONFERENCE		1- 1		15- 2				
8- 1		0- 0	0- 0		HOME		0- 1		8- 0				
8- 2		0- 0	0- 0		AWAY		1- 0		7- 2				
0- 0		0- 0	0- 0		NEUTRAL		0- 0		0- 0				
RPI 1-25		RPI 26-50		RPI 51-100		Team's RPI: 92		RPI 101+					
RPI S	Opponent	Score	RPI S	Opponent	Score	RPI S	Opponent	Score	RPI S	Opponent	Score		
			45	A South Dakota St.	59 72	55	A Indiana	66 73	113	A Indiana St.	69 74		
						67	H Missouri	60 71	113	H Indiana St.	86 69		
						71	A Kansas St.	46 72	117	A UNI	79 74		
						72	N Kentucky	59 78	117	H UNI	49 46		
						85	A Illinois St.	79 66	124	H Murray St.	77 68		
						85	H Illinois St.	72 84	127	H Stephen F. Austin	58 50		
									131	A Evansville	69 55		
									131	H Evansville	63 60		
									168	A Drake	49 45		
									168	A Drake	47 59		
									168	H Drake	59 57		
									172	A South Ala.	59 60		
									179	A Weber St.	69 65		
									186	H St. Louis	73 80		
									191	A Creighton	67 56		
									191	H Creighton	63 43		
									207	A San Francisco	60 67		
									220	H Tennessee Tech	69 62		
									229	A Bradley	64 40		
									229	H Bradley	55 50		
									241	H Austin Peay	54 41		
									254	A Wichita St.	74 64		
									254	H Wichita St.	72 39		
									260	A Missouri St.	63 38		
									260	H Missouri St.	60 47		
		LAST 10 Division I GAMES:											
			71	A Kansas St.	46 72	131	H Evansville	63 60					
			127	H Stephen F. Austin	58 50	191	A Creighton	67 56					
			168	A Drake	47 59	168	A Drake	49 45					
			254	H Wichita St.	72 39	117	H UNI	49 46					
			260	H Missouri St.	60 47	229	H Bradley	55 50					

Southern Ill.

Southern Ill.

Non-Div I Games:

Southern Ill.

Loss,
Non-Conf, S Site,
H Home
A Away
N Neutral

Average RPI Win: 215		WON-LOST RECORD		WINNING PCT. RANK		LAST 10 GAMES		STRENGTH OF SCHEDULE		OPP. STRENGTH OF SCHEDULE		TEAM RPI		ADJ. RPI		CONF. RPI		ADJ CONF. RPI			
Average RPI Loss: 140																					
DIV. I ONLY		15- 15		164		4- 6		244		179		194		193		13		13			
DIV. I NON-CONF.		6- 7		171		0- 0		231		302		217		218		11		11			
TOTALS		RPI 1-25		RPI 26-50		W-L RECORDS		RPI 51-100				RPI 100+									
15- 15		0- 0		0- 0		OVERALL		2- 6				13- 9									
10- 5		0- 0		0- 0		HOME		1- 3				9- 2									
4- 10		0- 0		0- 0		AWAY		1- 3				3- 7									
1- 0		0- 0		0- 0		NEUTRAL		0- 0				1- 0									
6- 7		0- 0		0- 0		NON-CONFERENCE		1- 2				5- 5									
5- 2		0- 0		0- 0		HOME		1- 1				4- 1									
0- 5		0- 0		0- 0		AWAY		0- 1				0- 4									
1- 0		0- 0		0- 0		NEUTRAL		0- 0				1- 0									
9- 8		0- 0		0- 0		CONFERENCE		1- 4				8- 4									
5- 3		0- 0		0- 0		HOME		0- 2				5- 1									
4- 5		0- 0		0- 0		AWAY		1- 2				3- 3									
0- 0		0- 0		0- 0		NEUTRAL		0- 0				0- 0									
RPI 1-25		RPI 26-50		RPI 51-100		RPI 101+		Team's RPI: 193													
RPI S	Opponent	Score	RPI S	Opponent	Score	RPI S	Opponent	Score	RPI S	Opponent	Score	RPI S	Opponent	Score	RPI S	Opponent	Score	RPI S	Opponent	Score	
						59	A Wisconsin	37 88	101	A UAB	60 55										
						73	A Tulane	50 66	101	H UAB	72 54										
						82	H Mississippi St.	57 47	108	H SMU	65 69										
						89	H Ark.-Little Rock	49 70	127	H Stephen F. Austin	62 69										
						91	H Rice	44 65	155	A Tulsa	52 56										
						94	A UTEP	46 60	155	A Tulsa	64 73										
						98	A East Caro.	65 59	163	A Marshall	83 96										
						98	H East Caro.	52 68	163	H Marshall	82 44										
									165	H Houston	63 51										
									182	A La.-Monroe	63 64										
									192	A Jackson St.	45 47										
									196	A A&M-Corpus Christi	48 63										
									215	H Eastern Ky.	81 76										
									230	N Cal Poly	83 77										
									272	A UCF	65 63										
									272	H UCF	58 57										
									291	A Memphis	85 59										
									291	H Memphis	76 55										
									301	H Jacksonville St.	81 61										
									311	A Birmingham-So.	60 70										
									312	H Grambling	87 64										
									333	H Centenary (La.)	73 61										
				LAST 10 Division I GAMES:																	
						155	A Tulsa	64 73	165	H Houston	63 51										
						163	H Marshall	82 44	91	H Rice	44 65										
						98	H East Caro.	52 68	108	H SMU	65 69										
						101	A UAB	60 55	155	A Tulsa	52 56										
						291	A Memphis	85 59	94	A UTEP	46 60										

Non-Div l Games:

Southern Mi ss.

Loss, Non-Conf, S Site, H Home A Away N Neutral

Southern U.				Through Games Of 2007 Final							
Average RPI Win:	286	WON-LOST RECORD	WINNING PCT. RANK	LAST 10 GAMES	STRENGTH OF SCHEDULE	OPP. STRENGTH OF SCHEDULE	TEAM RPI	ADJ. RPI	CONF. RPI	ADJ CONF. RPI	
Average RPI Loss:	212										
DIV. I ONLY	5- 22	315	3- 7	287	325	327	325	32	32		
DIV. I NON-CONF.	0- 8	331	0- 0	145	140	311	308	32	32		
<hr/>											
TOTALS	RPI 1-25	RPI 26-50	W-L RECORDS	RPI 51-100	RPI 100+						
5- 22	0- 0	0- 1	OVERALL	0- 2	5- 19						
4- 6	0- 0	0- 0	HOME	0- 0	4- 6						
1- 14	0- 0	0- 1	AWAY	0- 2	1- 11						
0- 2	0- 0	0- 0	NEUTRAL	0- 0	0- 2						
0- 8	0- 0	0- 1	NON-CONFERENCE	0- 2	0- 5						
0- 1	0- 0	0- 0	HOME	0- 0	0- 1						
0- 6	0- 0	0- 1	AWAY	0- 2	0- 3						
0- 1	0- 0	0- 0	NEUTRAL	0- 0	0- 1						
5- 14	0- 0	0- 0	CONFERENCE	0- 0	5- 14						
4- 5	0- 0	0- 0	HOME	0- 0	4- 5						
1- 8	0- 0	0- 0	AWAY	0- 0	1- 8						
0- 1	0- 0	0- 0	NEUTRAL	0- 0	0- 1						
<hr/>											
RPI 1-25		RPI 26-50			RPI 51-100			Team's RPI : 325			
RPI S	Opponent	Score	RPI S	Opponent	Score	RPI S	Opponent	Score	RPI S	Opponent	
39	A Texas	23	71	63	A Oklahoma St.	46	86	114	N Kent St.	51	85
				72	A Kentucky	44	70	163	A Marshall	50	61
								169	A Oral Roberts	46	88
								172	H South Ala.	46	61
								192	A Jackson St.	35	64
								192	H Jackson St.	40	54
								197	A Prai rie View	53	71
								197	H Prai rie View	69	77
								197	N Prai rie View	49	80
								237	A Al abama A&M	40	56
								237	H Al abama A&M	57	43
								247	A Ark. -Pi ne Bl uff	47	51
								247	H Ark. -Pi ne Bl uff	51	56
								255	A Al corn St.	73	75
								255	H Al corn St.	68	59
								294	A Al abama St.	61	57
								294	H Al abama St.	37	45
								312	A Grambl ing	54	65
								312	H Grambl ing	56	53
								317	A Northwestern St.	61	66
								329	A Mi ssi ssi ppi Val .	58	61
								329	H Mi ssi ssi ppi Val .	69	80
								330	A Texas Southern	56	60
								330	H Texas Southern	55	44
<hr/>											
LAST 10 Div si on I GAMES:											
				197	N Prai rie View	49	80	294	H Al abama St.	37	45
				197	A Prai rie View	53	71	329	A Mi ssi ssi ppi Val .	58	61
				330	A Texas Southern	56	60	247	A Ark. -Pi ne Bl uff	47	51
				255	H Al corn St.	68	59	192	H Jackson St.	40	54
				237	H Al abama A&M	57	43	312	H Grambl ing	56	53

Southern U

Southern U

Non-Div l Games:

Southern U.

Loss, Non-Conf, S Site, H Home A Away N Neutral

Average RPI Win: 245				WON-LOST RECORD		WINNING PCT. RANK		LAST 10 GAMES		STRENGTH OF SCHEDULE		OPP. STRENGTH OF SCHEDULE		TEAM RPI		ADJ. RPI		CONF. RPI		ADJ CONF. RPI	
Average RPI Loss: 206																					
DIV. I ONLY				7- 20		288		3- 7		282		308		304		302		30		30	
DIV. I NON-CONF.				2- 10		301		1- 0		269		244		314		314		31		31	
TOTALS				RPI 1-25		RPI 26-50		W-L RECORDS		RPI 51-100		RPI 100+									
7- 20				0- 0		0- 0		OVERALL		0- 1		7- 19									
7- 5				0- 0		0- 0		HOME		0- 0		7- 5									
0- 14				0- 0		0- 0		AWAY		0- 1		0- 13									
0- 1				0- 0		0- 0		NEUTRAL		0- 0		0- 1									
2- 10				0- 0		0- 0		NON-CONFERENCE		0- 1		2- 9									
2- 3				0- 0		0- 0		HOME		0- 0		2- 3									
0- 7				0- 0		0- 0		AWAY		0- 1		0- 6									
0- 0				0- 0		0- 0		NEUTRAL		0- 0		0- 0									
5- 10				0- 0		0- 0		CONFERENCE		0- 0		5- 10									
5- 2				0- 0		0- 0		HOME		0- 0		5- 2									
0- 7				0- 0		0- 0		AWAY		0- 0		0- 7									
0- 1				0- 0		0- 0		NEUTRAL		0- 0		0- 1									
RPI 1-25				RPI 26-50		RPI 51-100		RPI 101+		Team's RPI: 302											
RPI S	Opponent	Score		RPI S	Opponent	Score		RPI S	Opponent	Score		RPI S	Opponent	Score							
								63	A Okl ahoma St.	37 92		102	H San Di ego	50 61							
												105	A Northern Ari z.	44 63							
												145	A Oakl and	36 83							
												145	H Oakl and	52 65							
												154	H UNLV	56 52							
												162	H San Di ego St.	52 55							
												169	A Oral Roberts	52 60							
												169	H Oral Roberts	58 45							
												173	A Val parai so	47 65							
												173	H Val parai so	56 49							
												173	N Val parai so	45 60							
												199	A Utah Valley St.	63 74							
												217	A New Mexico St.	57 59							
												222	A Oregon St.	38 60							
												248	A IUPUI	44 56							
												248	H IUPUI	37 51							
												252	A Portland St.	48 77							
												258	A Portland	52 64							
												292	H Chi cago St.	51 42							
												295	A UMKC	48 64							
												295	H UMKC	57 48							
												300	A Western III.	34 46							
												300	H Western III.	50 46							
												313	H Paci fic	60 62							
												333	A Centenary (La.)	67 72							
												333	H Centenary (La.)	63 53							
				LAST 10 Division I GAMES:																	
								173	N Val parai so	45 60		333	A Centenary (La.)	67 72							
								173	A Val parai so	47 65		169	A Oral Roberts	52 60							
								300	A Western III.	34 46		295	H UMKC	57 48							
								248	H IUPUI	37 51		292	H Chi cago St.	51 42							
								145	H Oakl and	52 65		300	H Western III.	50 46							

Non-Div I Games: Western St. 62 54 Southern Va. 67 59

Southern Utah

St. Bonaventure

St. Bonaventure					Through Games Of 2007 Final						
Average RPI Win:		240	WON-LOST	WINNING	LAST 10	STRENGTH OF	OPP. STRENGTH	TEAM	ADJ.	CONF.	ADJ CONF.
Average RPI Loss:		110	RECORD	PCT. RANK	GAMES	SCHEDULE	OF SCHEDULE	RPI	RPI	RPI	RPI
DIV. I ONLY		16- 15	160	4- 6	237	149	172	175	10	10	
DIV. I NON-CONF.		10- 5	75	0- 0	281	233	161	161	8	8	
<hr/>											
TOTALS		RPI 1-25	RPI 26-50	W-L RECORDS		RPI 51-100	RPI 100+				
16- 15		0- 3	0- 3	OVERALL		0- 2	16- 7				
5- 6		0- 2	0- 1	HOME		0- 1	5- 2				
7- 7		0- 1	0- 1	AWAY		0- 1	7- 4				
4- 2		0- 0	0- 1	NEUTRAL		0- 0	4- 1				
10- 5		0- 2	0- 0	NON-CONFERENCE		0- 0	10- 3				
2- 2		0- 2	0- 0	HOME		0- 0	2- 0				
5- 2		0- 0	0- 0	AWAY		0- 0	5- 2				
3- 1		0- 0	0- 0	NEUTRAL		0- 0	3- 1				
6- 10		0- 1	0- 3	CONFERENCE		0- 2	6- 4				
3- 4		0- 0	0- 1	HOME		0- 1	3- 2				
2- 5		0- 1	0- 1	AWAY		0- 1	2- 2				
1- 1		0- 0	0- 1	NEUTRAL		0- 0	1- 0				
<hr/>											
RPI 1-25			RPI 26-50			RPI 51-100			RPI 101+ Team's RPI: 175		
RPI S	Opponent	Score	RPI S	Opponent	Score	RPI S	Opponent	Score	RPI S	Opponent	Score
15	A George Washington	41 75	28	A Xavier	55 78	80	A St. Joseph's	67 76	123	A Richmond	72 69
20	H Bowling Green	46 71	30	H Temple	55 73	100	H Charlotte	74 86	130	A Bucknell	48 54
22	H Pittsburgh	62 75	30	N Temple	60 84				133	H Massachusetts	49 53
									133	N Massachusetts	63 60
									138	H La Salle	67 68
									161	A Michigan	56 50
									186	A St. Louis	86 92
									212	H Dayton	70 63
									213	A Canisius	69 44
									231	H Siena	80 60
									235	N Buffalo	59 67
									244	A Niagara	64 71
									246	H Rhode Island	64 57
									249	A Albany (N.Y.)	62 45
									253	A Fairleigh Dickinson	49 42
									256	A Duquesne	46 55
									256	H Duquesne	71 59
									275	A Fordham	64 51
									276	N Cornell	78 67
									290	N Columbia	69 57
									298	H Colgate	70 49
									304	A Cleveland St.	56 43
									316	N Rider	75 59
					LAST 10 Division I GAMES:						
			30	N Temple	60 84	80	A St. Joseph's	67 76			
			133	N Massachusetts	63 60	15	A George Washington	41 75			
			100	H Charlotte	74 86	186	A St. Louis	86 92			
			246	H Rhode Island	64 57	133	H Massachusetts	49 53			
			256	H Duquesne	71 59	212	H Dayton	70 63			

St. Bonaventure

Non-Di v I Games:

St. Bonaventure

St. Francis (N.Y.) Through Games of 2007-2008											
Average RPI Win:	261	WON-LOST	RECORD	WINNING	PCT. RANK	LAST 10	STRENGTH OF	OPP. STRENGTH	TEAM	ADJ.	CONF.
Average RPI Loss:	174					GAMES	SCHEDULE	OF SCHEDULE	RPI	RPI	RPI
DIV. I ONLY		13- 18	207	5- 5			242	299	236	239	20
DIV. I NON-CONF.		5- 6	183	0- 0			217	323	222	220	24

TOTALS		RPI 1-25		RPI 26-50		W-L RECORDS		RPI 51-100		RPI 100+	
13- 18		0- 0		0- 1		OVERALL		0- 2		13- 15	
6- 8		0- 0		0- 0		HOME		0- 0		6- 8	
7- 9		0- 0		0- 1		AWAY		0- 2		7- 6	
0- 1		0- 0		0- 0		NEUTRAL		0- 0		0- 1	
5- 6		0- 0		0- 1		NON-CONFERENCE		0- 0		5- 5	
3- 2		0- 0		0- 0		HOME		0- 0		3- 2	
2- 3		0- 0		0- 1		AWAY		0- 0		2- 2	
0- 1		0- 0		0- 0		NEUTRAL		0- 0		0- 1	
8- 12		0- 0		0- 0		CONFERENCE		0- 2		8- 10	
3- 6		0- 0		0- 0		HOME		0- 0		3- 6	
5- 6		0- 0		0- 0		AWAY		0- 2		5- 4	
0- 0		0- 0		0- 0		NEUTRAL		0- 0		0- 0	

RPI 1-25		RPI 26-50		RPI 51-100		RPI 101+		Team's RPI: 239			
RPI S	Opponent	Score	RPI S	Opponent	Score	RPI S	Opponent	Score	RPI S	Opponent	Score
38	A South Fla.	61 94	84	A Robert Morris	70 77	119	H Sacred Heart	58 61	127	N Stephen F. Austin	53 64
			84	A Robert Morris	68 77	136	H Iona	54 70	147	A Long Island	54 59
						147	A Long Island	61 51	147	H Long Island	56 63
						153	H Army	43 57	156	A Qui nni pi ac	63 60
						156	H Qui nni pi ac	78 67	160	A Provi dence	46 72
						209	A Monmouth	47 65	209	H Monmouth	63 69
						218	H Fai rfi el d	64 60	224	A Mt. St. Mary's	61 74
						224	H Mt. St. Mary's	52 62	253	A Fai rlei gh Di cki nson	51 54
						253	H Fai rlei gh Di cki nson	52 61	270	A Pri nceton	54 53
						278	A Central Conn. St.	68 59	278	H Central Conn. St.	59 61
						281	A St. Francis (Pa.)	80 70	281	H St. Francis (Pa.)	69 64
						286	A Md. -East. Shore	62 65	290	H Col umbi a	66 58
						322	H Lafayette	61 48	331	A Wagner	52 44
						331	H Wagner	61 47	332	A NJIT	59 36

LAST 10 Division I GAMES:											
84	A Robert Morris	68 77	84	A Robert Morris	70 77	322	H Lafayette	61 48	331	A Wagner	52 44
147	A Long Island	61 51	224	H Mt. St. Mary's	52 62	331	H Wagner	61 47	332	A NJIT	59 36
278	A Central Conn. St.	68 59	253	A Fai rlei gh Di cki nson	51 54						
331	H Wagner	61 47	156	H Qui nni pi ac	78 67						
281	A St. Francis (Pa.)	80 70	209	A Monmouth	47 65						

Non-Div I Games:

St. Francis (N. Y.)

■ Loss, ■ Non-Conf, S Site, H Home A Away N Neutral

St. Francis (Pa.)				Through Games Of 2007 Final							
Average RPI	Win: 222	WON-LOST RECORD	WINNING PCT. RANK	LAST 10 GAMES	STRENGTH OF SCHEDULE	OPP. STRENGTH OF SCHEDULE	TEAM RPI	ADJ. RPI	CONF. RPI	ADJ CONF. RPI	
DIV. I ONLY		7- 22	298	2- 8	207	237	283	281	20	20	
DIV. I NON-CONF.		3- 8	269	0- 0	219	152	263	260	24	24	
<hr/>											
TOTALS	RPI 1-25		RPI 26-50		W-L RECORDS		RPI 51-100		RPI 100+		
7- 22	0- 0		0- 1		OVERALL		1- 3		6- 18		
6- 7	0- 0		0- 0		HOME		1- 1		5- 6		
1- 15	0- 0		0- 1		AWAY		0- 2		1- 12		
0- 0	0- 0		0- 0		NEUTRAL		0- 0		0- 0		
3- 8	0- 0		0- 1		NON-CONFERENCE		1- 1		2- 6		
3- 1	0- 0		0- 0		HOME		1- 0		2- 1		
0- 7	0- 0		0- 1		AWAY		0- 1		0- 5		
0- 0	0- 0		0- 0		NEUTRAL		0- 0		0- 0		
4- 14	0- 0		0- 0		CONFERENCE		0- 2		4- 12		
3- 6	0- 0		0- 0		HOME		0- 1		3- 5		
1- 8	0- 0		0- 0		AWAY		0- 1		1- 7		
0- 0	0- 0		0- 0		NEUTRAL		0- 0		0- 0		
<hr/>											
RPI 1-25		RPI 26-50			RPI 51-100			RPI 101+ Team's RPI: 281			
RPI S	Opponent	Score	RPI S	Opponent	Score	RPI S	Opponent	Score	RPI S	Opponent	Score
37	A West Virginia	60 98	70	H Penn St.	74 69	103	A Cincinnati	51 83	114	A Kent St.	52 85
			84	A Robert Morris	50 87	119	A Sacred Heart	61 85	119	H Sacred Heart	69 63
			84	H Robert Morris	70 78	144	H Loyola (Md.)	64 81	147	A Long Island	52 80
			100	A Charlotte	72 82	147	H Long Island	58 67	156	A Quinnipiac	69 89
						156	H Quinnipiac	70 69	209	A Monmouth	71 76
						209	H Monmouth	59 77	212	A Dayton	66 87
						224	A Mt. St. Mary's	68 75	224	H Mt. St. Mary's	63 65
						239	A St. Francis (N.Y.)	64 69	239	H St. Francis (N.Y.)	70 80
						250	A Akron	54 71	253	A Fairleigh Dickinson	56 64
						256	A Duquesne	57 58	263	H Navy	64 56
						278	H Central Conn. St.	79 83	286	H Md.-East Shore	63 59
						331	A Wagner	67 62	331	H Wagner	79 68
						331	H Wagner	79 68			
<hr/>											
LAST 10 Division I GAMES:											
331	A Wagner	67 62	209	H Monmouth	59 77						
147	H Long Island	58 67	84	A Robert Morris	50 87						
239	H St. Francis (N.Y.)	70 80	209	A Monmouth	71 76						
331	H Wagner	79 68	239	A St. Francis (N.Y.)	64 69						
224	A Mt. St. Mary's	68 75	84	H Robert Morris	70 78						

Non-Div l Games:

St. Francis (Pa.)

Loss, Non-Conf, S Site, H Home A Away N Neutral

St. John's (N.Y.)

St. John's (N. Y.)					Through Games Of 2007 Final						
Average RPI Win:		155	WON-LOST	WINNING	LAST 10	STRENGTH OF	OPP. STRENGTH	TEAM	ADJ.	CONF.	ADJ CONF.
Average RPI Loss:		85	RECORD	PCT. RANK	GAMES	SCHEDULE	OF SCHEDULE	RPI	RPI	RPI	RPI
DIV. I ONLY		8- 20	274	2- 8	32	68	152	148	5	5	
DIV. I NON-CONF.		4- 7	232	0- 0	91	253	182	175	5	5	

TOTALS		RPI 1-25	RPI 26-50	W-L RECORDS		RPI 51-100	RPI 100+				
8- 20		1- 5	0- 5	OVERALL		2- 2	5- 8				
4- 9		0- 3	0- 0	HOME		1- 1	3- 5				
3- 8		1- 1	0- 4	AWAY		1- 1	1- 2				
1- 3		0- 1	0- 1	NEUTRAL		0- 0	1- 1				
4- 7		0- 1	0- 0	NON-CONFERENCE		1- 1	3- 5				
2- 3		0- 0	0- 0	HOME		0- 1	2- 2				
1- 2		0- 0	0- 0	AWAY		1- 0	0- 2				
1- 2		0- 1	0- 0	NEUTRAL		0- 0	1- 1				
4- 13		1- 4	0- 5	CONFERENCE		1- 1	2- 3				
2- 6		0- 3	0- 0	HOME		1- 0	1- 3				
2- 6		1- 1	0- 4	AWAY		0- 1	1- 0				
0- 1		0- 0	0- 1	NEUTRAL		0- 0	0- 0				

RPI 1-25			RPI 26-50			RPI 51-100			RPI 101+ Team's RPI: 148		
RPI S	Opponent	Score	RPI S	Opponent	Score	RPI S	Opponent	Score	RPI S	Opponent	Score
3	H Connecticut	63 84	29	A Notre Dame	65 83	54	H Hartford	46 58	103	H Cincinnati	72 66
4	N North Carolina	43 87	33	A Louisville	62 91	65	H DePaul	78 61	135	N Clemson	88 95
5	H Rutgers	53 67	33	N Louisville	54 68	66	A Seton Hall	54 59	136	H Iona	56 66
17	A Marquette	58 69	37	A West Virginia	42 66	86	A Stony Brook	85 74	142	A Villanova	59 49
17	H Marquette	60 69	38	A South Fla.	61 74				150	H Georgetown	45 53
22	A Pittsburgh	76 69							153	H Army	45 57
									159	A Boston U.	64 83
									160	H Providence	77 93
									209	H Monmouth	54 46
									219	H Syracuse	59 61
									244	A Niagara	46 63
									299	N Brown	73 49
									315	H Nichols St.	63 50

LAST 10 Division I GAMES:											
33 N Louisville		54 68	17 A Marquette		58 69	160 H Providence		77 93			
17 H Marquette		60 69	37 A West Virginia		42 66	38 A South Fla.		61 74			
66 A Seton Hall		54 59	65 H DePaul		78 61						
33 A Louisville		62 91									
103 H Cincinnati		72 66									

Average RPI Win: 170		WON-LOST RECORD		WINNING PCT. RANK		LAST 10 GAMES		STRENGTH OF SCHEDULE		OPP. STRENGTH OF SCHEDULE		TEAM RPI		ADJ. RPI		CONF. RPI		ADJ CONF. RPI	
Average RPI Loss: 67																			
DIV. I ONLY		19- 14		118		6- 4		66		86		83		80		10		10	
DIV. I NON-CONF.		8- 7		139		0- 1		76		77		90		90		8		8	
TOTALS		RPI 1-25		RPI 26-50		W-L RECORDS		RPI 51-100				RPI 100+							
19- 14		1- 2		1- 5		OVERALL		2- 4				15- 3							
10- 6		0- 0		0- 3		HOME		1- 2				9- 1							
6- 7		0- 2		1- 2		AWAY		0- 1				5- 2							
3- 1		1- 0		0- 0		NEUTRAL		1- 1				1- 0							
8- 7		0- 1		1- 1		NON-CONFERENCE		0- 4				7- 1							
6- 3		0- 0		0- 1		HOME		0- 2				6- 0							
2- 3		0- 1		1- 0		AWAY		0- 1				1- 1							
0- 1		0- 0		0- 0		NEUTRAL		0- 1				0- 0							
11- 7		1- 1		0- 4		CONFERENCE		2- 0				8- 2							
4- 3		0- 0		0- 2		HOME		1- 0				3- 1							
4- 4		0- 1		0- 2		AWAY		0- 0				4- 1							
3- 0		1- 0		0- 0		NEUTRAL		1- 0				1- 0							
RPI 1-25				RPI 26-50				RPI 51-100		Team's RPI : 80		RPI 101+							
RPI S	Opponent	Score		RPI S	Opponent	Score		RPI S	Opponent	Score		RPI S	Opponent	Score					
15	A George Washington	60 87		28	A Xavi er	59 65		54	H Hartford	52 62		104	H Boston Colle ge	58 54					
15	N George Washington	57 55		28	H Xavi er	72 85		74	N Western Caro.	51 69		123	H Ri chmond	57 64					
21	A North Carolina St.	57 78		30	A Temple	53 59		77	H Coppin St.	52 67		130	H Bucknell I	63 56					
				30	H Temple	71 78		78	A Illinois	56 69		132	A VCU	59 60					
				38	H South Fla.	76 80		100	H Charlotte	67 59		133	H Massachusetts	72 65					
				41	A Chattanooga	65 61		100	N Charlotte	76 64		138	H La Salle	71 60					
												142	H Villanova	56 48					
												171	H Mai ne	69 49					
												175	H St. Bonaventure	76 67					
												186	A St. Loui s	70 68					
												212	A Dayton	77 78					
												240	H Penn	62 51					
												246	A Rhode Isl and	73 70					
												246	N Rhode Isl and	68 52					
												256	A Duquesne	75 65					
												257	H Northeastern	83 59					
												270	A Pri nceton	81 69					
												275	A Fordham	72 43					
				LAST 10 Di v				si on I GAMES:											
				77 H Coppin St.				52 67				256 A Duquesne				75 65			
				28 A Xavi er				59 65				15 A George Washi ngton				60 87			
				15 N George Washi ngton				57 55				212 A Dayton				77 78			
				100 N Charl otte				76 64				175 H St. Bonaventure				76 67			
				246 N Rhode Isl and				68 52				100 H Charl otte				67 59			

Non-Div I Games:

St. Joseph's

St. Louis				Through Games Of 2007 Final						
Average RPI Win: 225		WON-LOST	WINNING	LAST 10	STRENGTH OF	OPP. STRENGTH	TEAM	ADJ.	CONF.	ADJ CONF.
Average RPI Loss: 101		RECORD	PCT. RANK	GAMES	SCHEDULE	OF SCHEDULE	RPI	RPI	RPI	RPI
DIV. I ONLY		13- 17	197	5- 5	161	128	183	186	10	10
DIV. I NON-CONF.		8- 6	121	0- 0	221	219	162	162	8	8
<hr/>										
TOTALS		RPI 1-25	RPI 26-50	W-L RECORDS		RPI 51-100	RPI 100+			
13- 17		0- 2	0- 3	OVERALL		1- 6	12- 6			
7- 7		0- 1	0- 1	HOME		0- 4	7- 1			
5- 8		0- 0	0- 2	AWAY		1- 2	4- 4			
1- 2		0- 1	0- 0	NEUTRAL		0- 0	1- 1			
8- 6		0- 1	0- 0	NON-CONFERENCE		1- 3	7- 2			
5- 2		0- 0	0- 0	HOME		0- 2	5- 0			
3- 2		0- 0	0- 0	AWAY		1- 1	2- 1			
0- 2		0- 1	0- 0	NEUTRAL		0- 0	0- 1			
5- 11		0- 1	0- 3	CONFERENCE		0- 3	5- 4			
2- 5		0- 1	0- 1	HOME		0- 2	2- 1			
2- 6		0- 0	0- 2	AWAY		0- 1	2- 3			
1- 0		0- 0	0- 0	NEUTRAL		0- 0	1- 0			
<hr/>										
RPI 1-25		RPI 26-50		RPI 51-100		Team's RPI: 186				
RPI S	Opponent	Score	RPI S	Opponent	Score	RPI S	Opponent	Score	Score	
15 H	George Washi ngton	47 64	28 A	Xavi er	63 64	51 A	Washi ngton	69 96	123 A	Ri chmond 78 70
25 N	Iowa St.	48 76	28 H	Xavi er	61 85	78 H	Ill i noi s	75 84	123 N	Ri chmond 69 61
			30 A	Templ e	64 74	80 H	St. Joseph' s	68 70	133 A	Massachusetts 47 67
						82 H	Arkansas	59 66	138 A	La Salle 66 75
						92 A	Southern Ill.	80 73	175 H	St. Bonaventure 92 86
						100 A	Charlot te	49 74	179 A	Weber St. 75 77
						100 H	Charlot te	65 77	183 N	Mi ami (Ohi o) 83 85
									203 H	Tenn. -Martin 66 65
									212 H	Dayton 67 74
									232 A	Utah St. 60 57
									246 A	Rhode Isl and 72 67
									250 H	Akron 85 58
									256 A	Duquesne 70 78
									275 H	Fordham 90 70
									292 H	Chi cago St. 83 63
									295 H	UMKC 72 59
									300 A	Western Ill. 84 58
									318 H	Tennessee St. 96 59
<hr/>										
LAST 10 Di v i s i o n I GAMES:										
28 A		Xavi er	63 64	30 A		Templ e	64 74			
123 N		Ri chmond	69 61	275 H		Fordham	90 70			
138 A		La Salle	66 75	175 H		St. Bonaventure	92 86			
123 A		Ri chmond	78 70	100 H		Charlot te	65 77			
15 H		George Washi ngton	47 64	246 A		Rhode Isl and	72 67			

Non-Div I Games:

St. Louis

Average RPI Win:		202	WON-LOST RECORD		WINNING PCT. RANK	LAST 10 GAMES		STRENGTH OF SCHEDULE		OPP. STRENGTH OF SCHEDULE	TEAM RPI	ADJ. RPI	CONF. RPI	ADJ CONF. RPI
Average RPI Loss:		132												
DIV. I ONLY		14- 14	164		6- 4	239		140		184	189	12	12	
DIV. I NON-CONF.		6- 7	171		0- 0	283		198		233	234	12	12	
TOTALS		RPI 1-25	RPI 26-50		W-L RECORDS		RPI 51-100		RPI 100+					
14- 14		0- 0	0- 1		OVERALL		1- 5		13- 8					
7- 7		0- 0	0- 0		HOME		0- 3		7- 4					
6- 6		0- 0	0- 1		AWAY		1- 2		5- 3					
1- 1		0- 0	0- 0		NEUTRAL		0- 0		1- 1					
6- 7		0- 0	0- 1		NON-CONFERENCE		0- 2		6- 4					
4- 3		0- 0	0- 0		HOME		0- 1		4- 2					
1- 4		0- 0	0- 1		AWAY		0- 1		1- 2					
1- 0		0- 0	0- 0		NEUTRAL		0- 0		1- 0					
8- 7		0- 0	0- 0		CONFERENCE		1- 3		7- 4					
3- 4		0- 0	0- 0		HOME		0- 2		3- 2					
5- 2		0- 0	0- 0		AWAY		1- 1		4- 1					
0- 1		0- 0	0- 0		NEUTRAL		0- 0		0- 1					
RPI 1-25		RPI 26-50		RPI 51-100		RPI 101+		Team's RPI: 189						
RPI S	Opponent	Score	RPI S	Opponent	Score	RPI S	Opponent	Score	RPI S	Opponent	Score			
			35	A Cal i forni a	56 71	53	A Gonzaga	49 85	102	A San Di ego	51 47			
						53	H Gonzaga	68 78	102	H San Di ego	53 85			
						67	H Mi ssouri	64 79	134	A Pepperdi ne	73 76			
						93	A Oregon	53 79	134	H Pepperdi ne	70 64			
						96	A Loyol a Marymount	64 59	134	N Pepperdi ne	67 71			
						96	H Loyol a Marymount	61 76	143	H Mi ami (Fl a.)	69 68			
									162	A San Di ego St.	57 62			
									176	A Santa Clara	76 61			
									176	H Santa Clara	71 84			
									185	H Tol edo	95 73			
									196	A A&M-Corpus Christi	79 96			
									207	A San Franci sco	61 51			
									207	H San Franci sco	84 77			
									214	H Cal St. Northridge	100 91			
									230	N Cal Poly	77 64			
									232	H Utah St.	61 67			
									258	A Portl and	74 52			
									258	H Portl and	72 66			
									287	H Eastern Wash.	74 66			
									313	H Paci fi c	67 75			
									328	A Sacramento St.	71 59			
				LAST 10 Div sion I GAMES:										
				134 N Pepperdi ne		67 71	258 H Portl and		72 66					
				96 H Loyol a Marymount		61 76	53 H Gonzaga		68 78					
				134 H Pepperdi ne		70 64	176 A Santa Cl ara		76 61					
				102 A San Di ego		51 47	134 A Pepperdi ne		73 76					
				207 A San Franci sco		61 51	96 A Loyol a Marymount		64 59					

Non-Div I Games:

St. Mary's (Cal.)

St. Peter's										Through Games of 2007 Final											
Average RPI Win:		247		WON-LOST RECORD		WINNING PCT. RANK		LAST 10 GAMES		STRENGTH OF SCHEDULE		OPP. STRENGTH OF SCHEDULE		TEAM RPI		ADJ. RPI		CONF. RPI		ADJ. CONF. RPI	
DIV. I ONLY		12- 18		219		3- 7		217		238		228		226		18		18			
DIV. I NON-CONF.		4- 6		212		0- 1		155		248		200		197		19		19			
TOTALS		RPI 1-25		RPI 26-50		W-L RECORDS		RPI 51-100		RPI 100+											
12- 18		0- 0		0- 3		OVERALL		0- 1		12- 14											
7- 8		0- 0		0- 2		HOME		0- 1		7- 5											
4- 9		0- 0		0- 1		AWAY		0- 0		4- 8											
1- 1		0- 0		0- 0		NEUTRAL		0- 0		1- 1											
4- 6		0- 0		0- 1		NON-CONFERENCE		0- 1		4- 4											
2- 4		0- 0		0- 1		HOME		0- 1		2- 2											
2- 2		0- 0		0- 0		AWAY		0- 0		2- 2											
0- 0		0- 0		0- 0		NEUTRAL		0- 0		0- 0											
8- 12		0- 0		0- 2		CONFERENCE		0- 0		8- 10											
5- 4		0- 0		0- 1		HOME		0- 0		5- 3											
2- 7		0- 0		0- 1		AWAY		0- 0		2- 6											
1- 1		0- 0		0- 0		NEUTRAL		0- 0		1- 1											
RPI 1-25		RPI 26-50		RPI 51-100		RPI 101+		Team's RPI: 226													
RPI S	Opponent	Score	RPI S	Opponent	Score	RPI S	Opponent	Score	RPI S	Opponent	Score										
36	A Marist	34 73	66	H Seton Hall	56 59	119	H Sacred Heart	50 68													
36	H Marist	58 69	136	A Iona	47 65	136	H Iona	52 47													
50	H Ball St.	65 75	136	N Iona	54 63	144	A Loyol a (Md.)	61 72													
			144	H Loyol a (Md.)	53 74	147	A Long Isl and	76 73													
			155	H Tul sa	38 51	160	A Provi dence	68 83													
			209	A Monmouth	61 62	213	A Cani si us	70 90													
			213	H Cani si us	61 71	218	A Fai rfi el d	70 78													
			218	H Fai rfi el d	54 57	219	H Syracuse	58 52													
			223	H Hol y Cross	67 55	231	A Si ena	60 66													
			231	H Si ena	51 49	236	A Manhattan	50 72													
			236	H Manhattan	75 53	244	A Ni agara	64 51													
			244	H Ni agara	56 52	316	A Ri der	71 56													
			316	H Ri der	71 51	316	N Ri der	74 53													
			332	A NJIT	67 61																
		LAST 10 Div		si on I GAMES:																	
			136	N Iona	54 63	244	A Ni agara	64 51	316	N Ri der	74 53										
			316	N Ri der	74 53	66	H Seton Hall	56 59	332	A NJIT	67 61										
			144	H Loyol a (Md.)	53 74	236	A Manhattan	50 72													
			218	H Fai rfi el d	54 57	144	A Loyol a (Md.)	61 72													
			213	A Cani si us	70 90	136	H Iona	52 47													

Non-Div l Games:

St. Peter's

Loss, Non-Conf, S Site, H Home A Away N Neutral

Through Games of 2007 Final																			
Average RPI Win: 107		WON-LOST RECORD		WINNING PCT. RANK		LAST 10 GAMES		STRENGTH OF SCHEDULE		OPP. STRENGTH OF SCHEDULE		TEAM RPI		ADJ. RPI		CONF. RPI		ADJ CONF. RPI	
Average RPI Loss: 24																			
DIV. I ONLY		29- 5		12		9- 1		40		20		16		16		6		6	
DIV. I NON-CONF.		9- 4		70		1- 1		17		8		21		21		6		6	
TOTALS		RPI 1-25		RPI 26-50		W-L RECORDS		RPI 51-100		RPI 100+									
29- 5		3- 2		1- 3		OVERALL		12- 0		13- 0									
15- 3		1- 0		0- 3		HOME		8- 0		6- 0									
11- 2		1- 2		1- 0		AWAY		3- 0		6- 0									
3- 0		1- 0		0- 0		NEUTRAL		1- 0		1- 0									
9- 4		0- 2		0- 2		NON-CONFERENCE		5- 0		4- 0									
7- 2		0- 0		0- 2		HOME		5- 0		2- 0									
2- 2		0- 2		0- 0		AWAY		0- 0		2- 0									
0- 0		0- 0		0- 0		NEUTRAL		0- 0		0- 0									
20- 1		3- 0		1- 1		CONFERENCE		7- 0		9- 0									
8- 1		1- 0		0- 1		HOME		3- 0		4- 0									
9- 0		1- 0		1- 0		AWAY		3- 0		4- 0									
3- 0		1- 0		0- 0		NEUTRAL		1- 0		1- 0									
RPI 1-25		Team's RPI: 16		RPI 26-50		RPI 51-100		RPI 101+											
RPI S	Opponent	Score		RPI S	Opponent	Score		RPI S	Opponent	Score		RPI S	Opponent	Score					
1	A Tennessee	60 77		32	H Florida St.	61 68		51	A Washi ngton	77 56		106	A UCLA	68 59					
9	A Georgi a	69 74		35	A Cal i forni a	69 44		51	H Washi ngton	80 54		106	H UCLA	65 54					
14	A Ari zona St.	73 65		35	H Cal i forni a	57 72		57	H South Carol i na	69 54		109	A UC Santa Barb.	84 59					
14	H Ari zona St.	77 71		42	H Bri gham Young	52 55		58	H Texas Tech	73 49		122	A Fresno St.	80 52					
14	N Ari zona St.	62 55						67	H Mi ssouri	75 60		126	A Ari zona	86 76					
								75	A Southern Cal i forni a	62 46		126	H Ari zona	86 58					
								75	H Southern Cal i forni a	56 53		126	N Ari zona	65 55					
								75	N Southern Cal i forni a	67 52		149	H Idaho St.	96 58					
								79	H Utah	74 47		176	H Santa Clara	88 56					
								93	A Oregon	74 56		222	A Oregon St.	70 55					
								93	H Oregon	70 48		222	H Oregon St.	69 55					
								96	H Loyol a Marymount	88 61		280	A Washi ngton St.	63 55					
												280	H Washi ngton St.	60 34					
LAST 10 Div				si on I GAMES:															
32 H Florida St.				61 68				75 H Southern Cal i forni a				56 53							
149 H Idaho St.				96 58				106 H UCLA				65 54							
14 N Ari zona St.				62 55				93 A Oregon				74 56							
75 N Southern Cal i forni a				67 52				222 A Oregon St.				70 55							
126 N Ari zona				65 55				51 H Washi ngton				80 54							

Stanford

Stanford

Non-Div l Games:

Stanford

Loss, Non-Conf, S Site, H Home A Away N Neutral

Average RPI Win: 243		WON-LOST	WINNING	LAST 10	STRENGTH OF	OPP. STRENGTH	TEAM	ADJ.	CONF.	ADJ CONF.
Average RPI Loss: 120		RECORD	PCT. RANK	GAMES	SCHEDULE	OF SCHEDULE	RPI	RPI	RPI	RPI
DIV. I ONLY	21- 12	78	6- 4	198	280	128	127	28	28	
DIV. I NON-CONF.	9- 6	109	0- 1	125	264	113	113	27	27	
TOTALS	RPI 1-25	RPI 26-50	W-L RECORDS	RPI 51-100	RPI 100+					
21- 12	0- 0	0- 0	OVERALL	0- 7	21- 5					
9- 4	0- 0	0- 0	HOME	0- 1	9- 3					
9- 5	0- 0	0- 0	AWAY	0- 4	9- 1					
3- 3	0- 0	0- 0	NEUTRAL	0- 2	3- 1					
9- 6	0- 0	0- 0	NON-CONFERENCE	0- 4	9- 2					
5- 1	0- 0	0- 0	HOME	0- 0	5- 1					
3- 3	0- 0	0- 0	AWAY	0- 3	3- 0					
1- 2	0- 0	0- 0	NEUTRAL	0- 1	1- 1					
12- 6	0- 0	0- 0	CONFERENCE	0- 3	12- 3					
4- 3	0- 0	0- 0	HOME	0- 1	4- 2					
6- 2	0- 0	0- 0	AWAY	0- 1	6- 1					
2- 1	0- 0	0- 0	NEUTRAL	0- 1	2- 0					
RPI S	RPI 1-25 Opponent Score	RPI S	RPI 26-50 Opponent Score	RPI S	RPI 51-100 Opponent Score	RPI S	RPI 101+ Opponent Score	Team's RPI: 127		
				64 A Texas-Arlington	56 57	108 H SMU	75 84			
				64 H Texas-Arlington	41 58	128 H Louisiana Tech	65 55			
				64 N Texas-Arlington	47 68	133 N Massachusetts	63 71			
				73 A Tulane	52 75	155 H Tulsa	66 55			
				82 N Arkansas	54 75	177 H North Texas	75 68			
				89 A Ark.-Little Rock	66 68	192 A Jackson St.	62 60			
				92 A Southern Ill.	50 58	193 A Southern Miss.	69 62			
						195 A UTSA	44 59			
						195 H UTSA	55 61			
						196 A A&M-Corpus Christi	76 65			
						196 H A&M-Corpus Christi	83 46			
						196 N A&M-Corpus Christi	86 77			
						205 A Texas St.	73 70			
						205 H Texas St.	63 47			
						239 N St. Francis (N.Y.)	64 53			
						255 A Alcorn St.	73 59			
						274 A Southeastern La.	78 53			
						277 H Central Ark.	64 54			
						285 H Lamar	71 81			
						285 N Lamar	73 65			
						315 A Nicholls St.	58 52			
						317 A Northwestern St.	62 59			
						319 A Sam Houston St.	96 66			
						319 H Sam Houston St.	82 71			
						333 H Centenary (La.)	85 48			
						334 H McNeese St.	76 63			
			LAST 10 Division I GAMES:							
			92 A Southern Ill.	50 58	196 H A&M-Corpus Christi	83 46				
			64 N Texas-Arlington	47 68	64 H Texas-Arlington	41 58				
			196 N A&M-Corpus Christi	86 77	205 A Texas St.	73 70				
			285 N Lamar	73 65	319 H Sam Houston St.	82 71				
			195 A UTSA	44 59	317 A Northwestern St.	62 59				

Stephen F. Austin

Non-Div I Games:

Stephen F. Austin

Loss,
Non-Conf, S Site,
H Home
A Away
N Neutral

Through Games of 2007 Final											
Average RPI Win: 302		WON-LOST RECORD	WINNING PCT. RANK	LAST 10 GAMES	STRENGTH OF SCHEDULE	OPP. STRENGTH OF SCHEDULE	TEAM RPI	ADJ. RPI	CONF. RPI	ADJ CONF. RPI	
DIV. I ONLY		5- 25	319	1- 9	258	320	323	323	29	29	
DIV. I NON-CONF.		2- 13	313	1- 1	247	315	318	319	30	30	
TOTALS		RPI 1-25	RPI 26-50	W-L RECORDS	RPI 51-100	RPI 100+					
5- 25		0- 0	0- 3	OVERALL	0- 2	5- 20					
4- 9		0- 0	0- 1	HOME	0- 1	4- 7					
1- 15		0- 0	0- 2	AWAY	0- 1	1- 12					
0- 1		0- 0	0- 0	NEUTRAL	0- 0	0- 1					
2- 13		0- 0	0- 3	NON-CONFERENCE	0- 0	2- 10					
2- 4		0- 0	0- 1	HOME	0- 0	2- 3					
0- 9		0- 0	0- 2	AWAY	0- 0	0- 7					
0- 0		0- 0	0- 0	NEUTRAL	0- 0	0- 0					
3- 12		0- 0	0- 0	CONFERENCE	0- 2	3- 10					
2- 5		0- 0	0- 0	HOME	0- 1	2- 4					
1- 6		0- 0	0- 0	AWAY	0- 1	1- 5					
0- 1		0- 0	0- 0	NEUTRAL	0- 0	0- 1					
RPI 1-25		RPI 26-50		RPI 51-100		RPI 101+		Team's RPI: 323			
RPI S	Opponent	Score	RPI S	Opponent	Score	RPI S	Opponent	Score			
32	A Florida St.	44 70	99	A Bel mont	47 73	116	A Fl ori da	55 72			
38	A South Fla.	52 95	99	H Bel mont	56 72	125	A East Tenn. St.	53 61			
48	H Hofstra	39 70				125	H East Tenn. St.	69 78			
						172	H South Ala.	50 57			
						184	A N. C. A&T	49 61			
						188	A Jacksonville	55 60			
						188	H Jacksonville	59 66			
						188	N Jacksonville	61 74			
						198	A Ga. Southern	46 62			
						263	H Navy	56 61			
						266	H Fl ori da A&M	73 77			
						269	A Gardner-Webb	47 61			
						269	H Gardner-Webb	69 52			
						274	A Southeastern La.	52 58			
						283	A Kennesaw St.	61 72			
						283	H Kennesaw St.	57 49			
						306	A Li pscomb	53 71			
						306	H Li pscomb	57 59			
						309	A Campbel l	60 78			
						309	H Campbel l	67 60			
						324	A North Fla.	61 75			
						324	H North Fla.	72 50			
						327	A Mercer	57 50			
						327	H Mercer	56 66			
						335	A Bethune-Cookman	55 60			
LAST 10 Division I GAMES:			LAST 10 Division I GAMES:			LAST 10 Division I GAMES:					
188	N Jacksonville	61 74	309	A Campbel l	60 78	335	A Bethune-Cookman	55 60			
283	A Kennesaw St.	61 72	269	A Gardner-Webb	47 61						
125	A East Tenn. St.	53 61	99	H Bel mont	56 72						
188	H Jacksonville	59 66	306	H Li pscomb	57 59						
324	H North Fla.	72 50	327	H Mercer	56 66						

Non-Div l Games:

Stetson

Loss, Non-Conf, S Site, H Home A Away N Neutral

Syracuse

Average RPI Win:

229

Average RPI Loss:

96

WON-LOST
RECORDWINNING
PCT. RANKLAST 10
GAMESSTRENGTH OF
SCHEDULEOPP. STRENGTH
OF SCHEDULETEAM
RPIADJ.
RPICONF.
RPIADJ CONF.
RPI

DIV. I ONLY

9- 20

258

1- 9

130

80

218

219

5

5

DIV. I NON-CONF.

6- 7

171

0- 0

308

274

259

261

5

5

TOTALS

RPI 1-25

RPI 26-50

W-L RECORDS

RPI 51-100

RPI 100+

9- 20

0- 4

0- 5

OVERALL

0- 4

9- 7

2- 10

0- 2

0- 2

HOME

0- 2

2- 4

4- 9

0- 2

0- 3

AWAY

0- 1

4- 3

3- 1

0- 0

0- 0

NEUTRAL

0- 1

3- 0

6- 7

0- 0

0- 0

NON-CONFERENCE

0- 2

6- 5

1- 3

0- 0

0- 0

HOME

0- 0

1- 3

2- 3

0- 0

0- 0

AWAY

0- 1

2- 2

3- 1

0- 0

0- 0

NEUTRAL

0- 1

3- 0

3- 13

0- 4

0- 5

CONFERENCE

0- 2

3- 2

1- 7

0- 2

0- 2

HOME

0- 2

1- 1

2- 6

0- 2

0- 3

AWAY

0- 0

2- 1

0- 0

0- 0

0- 0

NEUTRAL

0- 0

0- 0

RPI 1-25

RPI 26-50

RPI 51-100

RPI 101+

Team's RPI: 219

RPI S Opponent

Score

RPI S Opponent









Score

RPI S Opponent








Score





















RPI S Opponent

Score




















3  Connecticut 45 
 5  Rutgers 40 
 17  Marquette 55 
 22  Pittsburgh 75 

29  Notre Dame 55 
 33  Louisville 50 
 33  Louisville 56 
 37  West Virginia 49 
 38  South Fla. 61 

61 N TCU 53 
 65  DePaul 58 
 66  Seton Hall 59 
 70  Penn St. 46 

103  Cincinnati 54 
 142  Villanova 62 51
 148  St. John's (N.Y.) 61 59
 150  Georgetown 65 58
 160  Providence 63 
 213  Canisius 43 
 225  Central Mich. 68 
 226  St. Peter's 52 
 228  Binghamton 68 65
 244  Niagara 54 
 246 N Rhode Island 66 63
 261 N UC Davis 75 55
 271  Lehigh 48 
 276  Cornell 72 64
 298  Colgate 66 49
 308 N Loyola (Ill.) 77 70

LAST 10 Division I GAMES:





103  Cincinnati 54 
 33  Louisville 56 
 65  DePaul 58 
 150  Georgetown 65 58
 5  Rutgers 40 
 33  Louisville 50 
 66  Seton Hall 59 
 37  West Virginia 49 
 38  South Fla. 61 
 29  Notre Dame 55 

Syracuse

Syracuse

Non-Div I Games:

Syracuse

 Loss,  Non-Conf, S Site,  Home  Away N Neutral

TCU

Average RPI Win: 157		WON-LOST RECORD	WINNING PCT. RANK	LAST 10 GAMES	STRENGTH OF SCHEDULE	OPP. STRENGTH OF SCHEDULE	TEAM RPI	ADJ. RPI	CONF. RPI	ADJ CONF. RPI	
DIV. I ONLY		25- 8	33	7- 3	79	60	29	30	10	10	
DIV. I NON-CONF.		11- 6	89	1- 1	83	11	53	55	8	8	
TOTALS		RPI 1-25	RPI 26-50	W-L RECORDS	RPI 51-100	RPI 100+					
25- 8		0- 6	2- 2	OVERALL	5- 0	18- 0					
12- 3		0- 2	1- 1	HOME	3- 0	8- 0					
11- 4		0- 3	0- 1	AWAY	2- 0	9- 0					
2- 1		0- 1	1- 0	NEUTRAL	0- 0	1- 0					
11- 6		0- 5	1- 1	NON-CONFERENCE	2- 0	8- 0					
5- 2		0- 2	0- 0	HOME	2- 0	3- 0					
5- 3		0- 2	0- 1	AWAY	0- 0	5- 0					
1- 1		0- 1	1- 0	NEUTRAL	0- 0	0- 0					
14- 2		0- 1	1- 1	CONFERENCE	3- 0	10- 0					
7- 1		0- 0	1- 1	HOME	1- 0	5- 0					
6- 1		0- 1	0- 0	AWAY	2- 0	4- 0					
1- 0		0- 0	0- 0	NEUTRAL	0- 0	1- 0					
RPI 1-25		RPI 26-50	Team's RPI: 30	RPI 51-100	RPI 101+						
RPI S	Opponent	Score	RPI S	Opponent	Score	RPI S	Opponent	Score			
2 N	Duke	52 62	28 H	Xavi er	59 58	52 H	Georgi a Tech	76 62	116 A	Fl ori da 85 80	
5 H	Rutgers	48 62	28 H	Xavi er	53 54	80 A	St. Joseph' s	78 71	123 H	Ri chmond 64 52	
7 H	Maryl and	66 77	40 N	Nebraska	64 61	80 H	St. Joseph' s	59 53	133 A	Massachusetts 63 59	
15 A	George Washi ngton	53 56	49 A	Vi rgi ni a	65 71	86 H	Stony Brook	72 58	138 H	La Salle 68 55	
20 A	Bowling Green	67 86				100 A	Charlotte	72 55	142 A	Vi l l anova 68 66	
21 A	North Carolina St.	57 59							167 H	Western Mi ch. 78 35	
									175 A	St. Bonaventure 73 55	
									175 N	St. Bonaventure 84 60	
									183 H	Mi ami (Ohi o) 88 70	
									185 A	Tol edo 61 51	
									186 H	St. Loui s 74 64	
									206 A	Drexel 61 50	
									212 H	Dayton 68 50	
									240 A	Penn 68 49	
									246 H	Rhode Isl and 66 54	
									256 A	Duquesne 72 43	
									275 A	Fordham 62 34	
									299 H	Brown 71 37	
LAST 10 Div						si on I GAMES:					
2 N	Duke	52 62	256 A	Duquesne	72 43						
40 N	Nebraska	64 61	100 A	Charlotte	72 55						
28 H	Xavi er	53 54	186 H	St. Loui s	74 64						
175 N	St. Bonaventure	84 60	138 H	La Salle	68 55						
15 A	George Washi ngton	53 56	123 H	Ri chmond	64 52						

Non-Div I Games:

Temple

Average RPI Win: 228		WON-LOST	WINNING	LAST 10	STRENGTH OF	OPP. STRENGTH	TEAM	ADJ.	CONF.	ADJ CONF.
Average RPI Loss: 191		RECORD	PCT. RANK	GAMES	SCHEDULE	OF SCHEDULE	RPI	RPI	RPI	RPI
DIV. I ONLY	17- 14	142	5- 5	269	225	198	203	22	22	
DIV. I NON-CONF.	6- 3	75	1- 0	253	176	145	147	21	21	
TOTALS	RPI 1-25	RPI 26-50	W-L RECORDS	RPI 51-100	RPI 100+					
17- 14	0- 1	0- 0	OVERALL	1- 1	16- 12					
11- 1	0- 0	0- 0	HOME	1- 0	10- 1					
5- 12	0- 1	0- 0	AWAY	0- 1	5- 10					
1- 1	0- 0	0- 0	NEUTRAL	0- 0	1- 1					
6- 3	0- 1	0- 0	NON-CONFERENCE	0- 0	6- 2					
2- 0	0- 0	0- 0	HOME	0- 0	2- 0					
3- 3	0- 1	0- 0	AWAY	0- 0	3- 2					
1- 0	0- 0	0- 0	NEUTRAL	0- 0	1- 0					
11- 11	0- 0	0- 0	CONFERENCE	1- 1	10- 10					
9- 1	0- 0	0- 0	HOME	1- 0	8- 1					
2- 9	0- 0	0- 0	AWAY	0- 1	2- 8					
0- 1	0- 0	0- 0	NEUTRAL	0- 0	0- 1					
RPI S	RPI 1-25	RPI S	RPI 26-50	RPI S	RPI 51-100	RPI S	RPI 101+	Team's RPI: 203		
1	A Tennessee	29	85							
90	A Southeast Mo. St.	52	58							
90	H Southeast Mo. St.	63	54							
124	A Murray St.	59	67							
124	H Murray St.	62	60							
124	N Murray St.	65	66							
178	A Georgia St.	50	58							
186	A St. Louis	65	66							
196	H A&M-Corpus Christi	69	68							
200	A Samford	64	55							
200	H Samford	63	51							
204	A Morehead St.	47	67							
204	A Morehead St.	61	57							
204	H Morehead St.	73	57							
212	H Dayton	53	52							
215	A Eastern Ky.	49	64							
215	H Eastern Ky.	50	55							
220	A Tennessee Tech	48	54							
220	H Tennessee Tech	56	55							
221	A IPFW	71	59							
241	A Austin Peay	55	57							
241	H Austin Peay	64	54							
259	A Eastern Ill.	44	52							
259	H Eastern Ill.	66	55							
277	A Central Ark.	79	69							
291	A Memphis	69	60							
301	A Jacksonville St.	59	74							
301	H Jacksonville St.	84	68							
311	N Birmingham So.	74	57							
318	A Tennessee St.	35	61							
318	H Tennessee St.	65	57							
124	N Murray St.	65	66							
204	A Morehead St.	61	57							
124	H Murray St.	62	60							
221	A IPFW	71	59							
90	A Southeast Mo. St.	52	58							
220	H Tennessee Tech	56	55							
259	A Eastern Ill.	44	52							
318	A Tennessee St.	35	61							
90	H Southeast Mo. St.	63	54							
220	A Tennessee Tech	48	54							

LAST 10 Division I GAMES:

124	N Murray St.	65	66
204	A Morehead St.	61	57
124	H Murray St.	62	60
221	A IPFW	71	59
90	A Southeast Mo. St.	52	58
220	H Tennessee Tech	56	55
259	A Eastern Ill.	44	52
318	A Tennessee St.	35	61
90	H Southeast Mo. St.	63	54
220	A Tennessee Tech	48	54

Tenn. -Martin

Tenn. -Martin

Non-Div I Games:

Tenn. -Martin

Loss, Non-Conf, S Site, H Home A Away N Neutral

Average RPI Win:		258	Tennessee St.		WON-LOST RECORD		WINNING PCT. RANK	LAST 10 GAMES	STRENGTH OF SCHEDULE		OPP. STRENGTH OF SCHEDULE	TEAM RPI	ADJ. RPI	CONF. RPI	ADJ CONF. RPI
Average RPI Loss:		206													
DIV. I ONLY		6- 22	304		3- 7				290		294	316	318	22	22
DIV. I NON-CONF.		2- 6	275		0- 0				304		332	319	318	21	21
TOTALS		RPI 1-25	RPI 26-50		W-L RECORDS		RPI 51-100				RPI 100+				
6- 22		0- 0	0- 0		OVERALL		0- 3				6- 19				
5- 7		0- 0	0- 0		HOME		0- 1				5- 6				
1- 13		0- 0	0- 0		AWAY		0- 1				1- 12				
0- 2		0- 0	0- 0		NEUTRAL		0- 1				0- 1				
2- 6		0- 0	0- 0		NON-CONFERENCE		0- 1				2- 5				
1- 1		0- 0	0- 0		HOME		0- 0				1- 1				
1- 3		0- 0	0- 0		AWAY		0- 0				1- 3				
0- 2		0- 0	0- 0		NEUTRAL		0- 1				0- 1				
4- 16		0- 0	0- 0		CONFERENCE		0- 2				4- 14				
4- 6		0- 0	0- 0		HOME		0- 1				4- 5				
0- 10		0- 0	0- 0		AWAY		0- 1				0- 9				
0- 0		0- 0	0- 0		NEUTRAL		0- 0				0- 0				
RPI 1-25		RPI 26-50		RPI 51-100		RPI 101+		Team's RPI: 318							
RPI S	Opponent	Score	RPI S	Opponent	Score	RPI S	Opponent	Score	RPI S	Opponent	Score				
						82 N	Mississippi St.	45 71	124 A	Murray St.	60 81				
						90 A	Southeast Mo. St.	46 64	124 H	Murray St.	55 83				
						90 H	Southeast Mo. St.	53 67	174 H	Butler	57 85				
									186 A	St. Louis	59 96				
									200 A	Samford	52 79				
									200 H	Samford	51 68				
									203 A	Tenn. -Martin	57 65				
									203 H	Tenn. -Martin	61 35				
									204 A	Morehead St.	55 68				
									204 H	Morehead St.	65 77				
									215 A	Eastern Ky.	49 88				
									215 H	Eastern Ky.	71 80				
									220 A	Tennessee Tech	57 88				
									220 H	Tennessee Tech	57 50				
									241 A	Austin Peay	72 81				
									241 H	Austin Peay	84 71				
									255 N	Alcorn St.	48 58				
									259 A	Eastern Ill.	54 84				
									259 H	Eastern Ill.	67 62				
									301 A	Jacksonville St.	69 76				
									301 H	Jacksonville St.	68 69				
									306 A	Lipscomb	64 52				
									315 A	Nicholls St.	57 69				
									321 A	Savannah St.	65 79				
									321 H	Savannah St.	76 70				
LAST 10 Division I GAMES:															
			215 H	Eastern Ky.	71 80		203 H	Tenn. -Martin	61 35						
			204 H	Morehead St.	65 77		241 H	Austin Peay	84 71						
			124 A	Murray St.	60 81		200 A	Samford	52 79						
			241 A	Austin Peay	72 81		301 A	Jacksonville St.	69 76						
			220 A	Tennessee Tech	57 88		220 H	Tennessee Tech	57 50						

Tennessee St.

Non-Div I Games: Fisk

79 21

Tennessee St.

Loss, Non-Conf, S Site, H Home A Away N Neutral

Average RPI Win:	262	WON-LOST	WINNING	LAST 10	STRENGTH OF	OPP. STRENGTH	TEAM	ADJ.	CONF.	ADJ CONF.
Average RPI Loss:	138	RECORD	PCT. RANK	GAMES	SCHEDULE	OF SCHEDULE	RPI	RPI	RPI	RPI
DIV. I ONLY	8- 18	266	3- 7	196	223	261	262	31	31	
DIV. I NON-CONF.	4- 12	275	0- 1	168	254	254	256	28	28	

TOTALS	RPI 1-25	RPI 26-50	W-L RECORDS	RPI 51-100	RPI 100+
8- 18	0- 0	0- 4	OVERALL	0- 3	8- 11
4- 5	0- 0	0- 1	HOME	0- 1	4- 3
4- 10	0- 0	0- 3	AWAY	0- 2	4- 5
0- 3	0- 0	0- 0	NEUTRAL	0- 0	0- 3
4- 12	0- 0	0- 2	NON-CONFERENCE	0- 3	4- 7
1- 3	0- 0	0- 0	HOME	0- 1	1- 2
3- 6	0- 0	0- 2	AWAY	0- 2	3- 2
0- 3	0- 0	0- 0	NEUTRAL	0- 0	0- 3
4- 6	0- 0	0- 2	CONFERENCE	0- 0	4- 4
3- 2	0- 0	0- 1	HOME	0- 0	3- 1
1- 4	0- 0	0- 1	AWAY	0- 0	1- 3
0- 0	0- 0	0- 0	NEUTRAL	0- 0	0- 0

RPI S	RPI 1-25	Score	RPI S	RPI 26-50	Score	RPI S	RPI 51-100	Score	RPI S	RPI 101+	Team's RPI: 262	Score
			39 A	Texas	44 75	62 A	La. -Lafayette	53 59	139 A	North Dakota St.	57 69	
			40 A	Nebraska	37 77	62 H	La. -Lafayette	52 65	139 H	North Dakota St.	59 57	
			45 A	South Dakota St.	55 78	72 A	Kentucky	45 77	167 N	Western Mich.	77 95	
			45 H	South Dakota St.	52 64				169 A	Oral Roberts	47 68	
									182 N	La. -Monroe	51 55	
									196 A	A&M-Corpus Christi	53 48	
									196 H	A&M-Corpus Christi	49 51	
									199 A	Utah Valley St.	54 75	
									199 H	Utah Valley St.	53 60	
									205 A	Texas St.	59 62	
									205 H	Texas St.	33 49	
									205 H	Texas St.	61 51	
									221 A	IPFW	41 58	
									221 H	IPFW	68 47	
									238 N	Yale	49 62	
									332 A	NJIT	70 57	
									332 H	NJIT	55 44	
									333 A	Centenary (La.)	65 46	
									334 A	McNeese St.	67 37	
LAST 10 Division I GAMES:												
			199 H	Utah Valley St.	53 60		332 A	NJIT	70 57			
			221 H	IPFW	68 47		221 A	IPFW	41 58			
			139 A	North Dakota St.	57 69		45 H	South Dakota St.	52 64			
			45 A	South Dakota St.	55 78		139 H	North Dakota St.	59 57			
			199 A	Utah Valley St.	54 75		169 A	Oral Roberts	47 68			

T
e
x
-
P
a
n
A
m
e
r
i
c
a
n

T
e
x
-
P
a
n
A
m
e
r
i
c
a
n

Average RPI Win: 141		WON-LOST RECORD	WINNING PCT. RANK	LAST 10 GAMES	STRENGTH OF SCHEDULE	OPP. STRENGTH OF SCHEDULE	TEAM RPI	ADJ. RPI	CONF. RPI	ADJ CONF. RPI
DIV. I ONLY		18- 14	132	3- 7	12	33	39	39	2	2
DIV. I NON-CONF.		11- 3	36	0- 0	65	112	33	34	4	4
TOTALS		RPI 1-25	RPI 26-50	W-L RECORDS	RPI 51-100	RPI 100+				
18- 14		3- 8	0- 2	OVERALL	6- 3	9- 1				
13- 5		3- 2	0- 1	HOME	3- 1	7- 1				
3- 8		0- 5	0- 1	AWAY	2- 2	1- 0				
2- 1		0- 1	0- 0	NEUTRAL	1- 0	1- 0				
11- 3		1- 2	0- 1	NON-CONFERENCE	1- 0	9- 0				
9- 1		1- 1	0- 0	HOME	1- 0	7- 0				
1- 2		0- 1	0- 1	AWAY	0- 0	1- 0				
1- 0		0- 0	0- 0	NEUTRAL	0- 0	1- 0				
7- 11		2- 6	0- 1	CONFERENCE	5- 3	0- 1				
4- 4		2- 1	0- 1	HOME	2- 1	0- 1				
2- 6		0- 4	0- 0	AWAY	2- 2	0- 0				
1- 1		0- 1	0- 0	NEUTRAL	1- 0	0- 0				

RPI 1-25		RPI 26-50		Team's RPI: 39	RPI 51-100		RPI 101+	
RPI	S Opponent	Score	RPI	S Opponent	Score	RPI	S Opponent	Score
1	H Tennessee	46 67	40	H Nebraska	75 79	58	A Texas Tech	48 49
2	A Duke	52 80	43	A New Mexico	60 63	58	H Texas Tech	59 47
6	H Purdue	64 61				62	H La. -Lafayette	69 59
8	A Okl ahoma	58 78				63	A Okl ahoma St.	58 77
8	H Okl ahoma	67 62				63	H Okl ahoma St.	52 64
8	N Okl ahoma	58 67				67	A Mi ssouri	79 77
18	A Bayl or	56 71				67	N Mi ssouri	70 57
18	H Bayl or	59 63				71	A Kansas St.	61 34
24	A Texas A&M	60 67				95	H Col orado	68 49
24	H Texas A&M	64 45						
25	A Iowa St.	56 67						

LAST 10 Division I GAMES:	
8 N Okl ahoma	58 67
67 N Mi ssouri	70 57
24 A Texas A&M	60 67
58 H Texas Tech	59 47
63 H Okl ahoma St.	52 64
18 A Bayl or	56 71
8 A Okl ahoma	58 78
118 H Kansas	49 50
63 A Okl ahoma St.	58 77
71 A Kansas St.	61 34

Non-Div I Games:

Texas

Loss,
Non-Conf, S Site,
H Home
A Away
N Neutral

Average RPI Win: 113				WON-LOST RECORD		WINNING PCT. RANK		LAST 10 GAMES		STRENGTH OF SCHEDULE		OPP. STRENGTH OF SCHEDULE		TEAM RPI		ADJ. RPI		CONF. RPI		ADJ. CONF. RPI	
Average RPI Loss: 45																					
DIV. I ONLY				25- 7		25		7- 3		54		22		24		24		2		2	
DIV. I NON-CONF.				11- 3		36		1- 1		207		103		73		72		4		4	
TOTALS				RPI 1-25		RPI 26-50		W-L RECORDS		RPI 51-100		RPI 100+									
25- 7				4- 3		3- 1		OVERALL		9- 3		9- 0									
16- 0				2- 0		2- 0		HOME		3- 0		9- 0									
6- 5				2- 1		0- 1		AWAY		4- 3		0- 0									
3- 2				0- 2		1- 0		NEUTRAL		2- 0		0- 0									
11- 3				0- 1		1- 0		NON-CONFERENCE		2- 2		8- 0									
8- 0				0- 0		0- 0		HOME		0- 0		8- 0									
1- 2				0- 0		0- 0		AWAY		1- 2		0- 0									
2- 1				0- 1		1- 0		NEUTRAL		1- 0		0- 0									
14- 4				4- 2		2- 1		CONFERENCE		7- 1		1- 0									
8- 0				2- 0		2- 0		HOME		3- 0		1- 0									
5- 3				2- 1		0- 1		AWAY		3- 1		0- 0									
1- 1				0- 1		0- 0		NEUTRAL		1- 0		0- 0									
RPI 1-25				Team's RPI: 24		RPI 26-50		RPI 51-100		RPI 101+											
RPI	S	Opponent	Score	RPI	S	Opponent	Score	RPI	S	Opponent	Score	RPI	S	Opponent	Score						
8	A	Oklahoma	54 52	37	N	West Virginia	55 52	51	A	Washington	59 65	118	H	Kansas	64 53						
8	H	Oklahoma	78 68	39	A	Texas	45 64	58	A	Texas Tech	49 47	126	H	Ari zona	64 44						
15	N	George Washington	47 59	39	H	Texas	67 60	58	H	Texas Tech	67 51	134	H	Pepperdine	72 48						
18	A	Bayl or	63 58	40	H	Nebraska	66 65	63	A	Oklahoma St.	62 60	157	H	Del aware St.	70 43						
18	H	Bayl or	60 52					63	H	Oklahoma St.	64 63	177	H	North Texas	70 52						
25	A	Iowa St.	54 61					64	N	Texas-Arlington	58 50	300	H	Western Ill.	70 36						
25	N	Iowa St.	51 57					67	A	Missouri	69 63	319	H	Sam Houston St.	93 43						
								71	A	Kansas St.	45 48	327	H	Mercer	95 41						
								91	A	Ri ce	66 79	334	H	McNeese St.	109 26						
								95	H	Col orado	74 58										
								95	N	Col orado	62 45										
								96	A	Loyol a Marymount	77 52										
LAST 10 Division I GAMES:																					
15	N	George Washington	47 59	18	A	Bayl or	63 58														
64	N	Texas-Arlington	58 50	58	H	Texas Tech	67 51														
25	N	Iowa St.	51 57	63	A	Oklahoma St.	62 60														
95	N	Col orado	62 45	25	A	Iowa St.	54 61														
39	H	Texas	67 60	8	H	Oklahoma	78 68														

T
e
x
a
s
A
&
M

Non-Div I Games:

Texas A&M

Loss,
Non-Conf, S Site,
H Home
A Away
N Neutral

Average RPI Win:	307	WON-LOST	WINNING	LAST 10	STRENGTH OF	OPP. STRENGTH	TEAM	ADJ.	CONF.	ADJ CONF.
Average RPI Loss:	219	RECORD	PCT. RANK	GAMES	SCHEDULE	OF SCHEDULE	RPI	RPI	RPI	RPI
DIV. I ONLY	4- 22	325	3- 7	313	324	331	330	32	32	
DIV. I NON-CONF.	1- 7	317	0- 0	214	154	302	299	32	32	

TOTALS	RPI 1-25	RPI 26-50	W-L RECORDS	RPI 51-100	RPI 100+
4- 22	0- 0	0- 1	OVERALL	0- 3	4- 18
3- 9	0- 0	0- 0	HOME	0- 1	3- 8
1- 12	0- 0	0- 1	AWAY	0- 2	1- 9
0- 1	0- 0	0- 0	NEUTRAL	0- 0	0- 1
1- 7	0- 0	0- 1	NON-CONFERENCE	0- 3	1- 3
1- 2	0- 0	0- 0	HOME	0- 1	1- 1
0- 4	0- 0	0- 1	AWAY	0- 2	0- 1
0- 1	0- 0	0- 0	NEUTRAL	0- 0	0- 1
3- 15	0- 0	0- 0	CONFERENCE	0- 0	3- 15
2- 7	0- 0	0- 0	HOME	0- 0	2- 7
1- 8	0- 0	0- 0	AWAY	0- 0	1- 8
0- 0	0- 0	0- 0	NEUTRAL	0- 0	0- 0

RPI S	Opponent	Score	RPI S	Opponent	Score	RPI S	Opponent	Score	RPI S	Opponent	Score
			38 A	South Fla.	37 89	62 H	La. -Lafayette	48 82	157 H	Del aware St.	46 63
						63 A	Okl ahoma St.	46 94	192 A	Jackson St.	52 56
						82 A	Arkansas	40 90	192 H	Jackson St.	38 57
									197 A	Prai rie View	43 60
									197 H	Prai rie View	35 68
									210 N	Troy	58 68
									237 A	Al abama A&M	33 57
									237 H	Al abama A&M	59 80
									247 A	Ark. -Pi ne Bl uff	58 66
									247 H	Ark. -Pi ne Bl uff	56 60
									255 A	Al corn St.	70 75
									255 H	Al corn St.	66 59
									294 A	Al abama St.	38 55
									294 H	Al abama St.	54 64
									312 A	Grambl ing	57 54
									312 H	Grambl ing	44 53
									319 A	Sam Houston St.	65 81
									325 A	Southern U.	44 55
									325 H	Southern U.	60 56
									329 A	Mi ssi ssi ppi Val .	52 60
									329 H	Mi ssi ssi ppi Val .	57 73
									334 H	McNeese St.	53 51
			LAST 10 Division I GAMES:								
			255 H	Al corn St.	66 59	247 H	Ark. -Pi ne Bl uff	56 60			
			325 H	Southern U.	60 56	312 A	Grambl ing	57 54			
			294 A	Al abama St.	38 55	192 A	Jackson St.	52 56			
			237 A	Al abama A&M	33 57	197 H	Prai rie View	35 68			
			329 H	Mi ssi ssi ppi Val .	57 73	294 H	Al abama St.	54 64			

Non-Div I Games: Texas Col . 77 56

Texas Southern

Loss,
Non-Conf,
S Site,
H Home
A Away
N Neutral

Average RPI Win: 270

Average RPI Loss: 132

WON-LOST
RECORDWINNING
PCT. RANKLAST 10
GAMESSTRENGTH OF
SCHEDULEOPP. STRENGTH
OF SCHEDULETEAM
RPIADJ.
RPICONF.
RPIADJ CONF.
RPI

DIV. I ONLY

15- 12

139

6- 4

289

226

205

205

28

28

DIV. I NON-CONF.

5- 6

183

0- 0

276

159

229

229

27

27

TOTALS

RPI 1-25

RPI 26-50

W-L RECORDS

RPI 51-100

RPI 100+

15- 12

0- 0

0- 1

OVERALL

0- 4

15- 7

7- 3

0- 0

0- 0

HOME

0- 1

7- 2

7- 6

0- 0

0- 1

AWAY

0- 2

7- 3

1- 3

0- 0

0- 0

NEUTRAL

0- 1

1- 2

5- 6

0- 0

0- 1

NON-CONFERENCE

0- 2

5- 3

2- 0

0- 0

0- 0

HOME

0- 0

2- 0

2- 4

0- 0

0- 1

AWAY

0- 1

2- 2

1- 2

0- 0

0- 0

NEUTRAL

0- 1

1- 1

10- 6

0- 0

0- 0

CONFERENCE

0- 2

10- 4

5- 3

0- 0

0- 0

HOME

0- 1

5- 2

5- 2

0- 0

0- 0

AWAY

0- 1

5- 1

0- 1

0- 0

0- 0

NEUTRAL

0- 0

0- 1

RPI 1-25

RPI 26-50

RPI 51-100

RPI 101+

Team's RPI: 205

RPI S Opponent Score

RPI S Opponent Score

RPI S Opponent Score

RPI S Opponent Score

39 A Texas 55 74

58 A Texas Tech 63 82

127 A Stephen F. Austin 47 63

62 N La. -Lafayette 39 59

127 H Stephen F. Austin 70 73

64 A Texas-Arlington 50 79

143 A Miami (Fla.) 67 92

64 H Texas-Arlington 60 81

164 N UMBC 51 66

195 A UTSA 76 64

195 H UTSA 63 60

196 A A&M-Corpus Christi 74 63

196 H A&M-Corpus Christi 76 48

196 N A&M-Corpus Christi 77 78

262 A Tex. -Pan American 49 33

262 A Tex. -Pan American 51 61

262 H Tex. -Pan American 62 59

274 H Southeastern La. 65 68

277 A Central Ark. 90 63

285 H Lamar 69 60

286 N Md. -East. Shore 51 33

295 H UMKC 55 51

315 H Nicholls St. 72 64

317 A Northwestern St. 73 69

319 A Sam Houston St. 79 71

319 H Sam Houston St. 67 60

334 A McNeese St. 69 45

LAST 10 Division I GAMES:

196 N A&M-Corpus Christi 77 78

196 A A&M-Corpus Christi 74 63

64 H Texas-Arlington 60 81

285 H Lamar 69 60

319 A Sam Houston St. 79 71

334 A McNeese St. 69 45

127 H Stephen F. Austin 70 73

64 A Texas-Arlington 50 79

195 H UTSA 63 60

319 H Sam Houston St. 67 60

T
e
x
a
s
S
t
.T
e
x
a
s
S
t
.

Non-Div I Games: Schreiner

99 42

Texas Lutheran

95 30

Huston-Tillotson

76 29

Texas St.

Loss, Non-Conf, S Site, H Home A Away N Neutral

Texas-Arlington

Through Games Of 2007 Final

Average RPI Win:	211	WON-LOST	WINNING	LAST 10	STRENGTH OF	OPP. STRENGTH	TEAM	ADJ.	CONF.	ADJ CONF.
Average RPI Loss:	71	RECORD	PCT. RANK	GAMES	SCHEDULE	OF SCHEDULE	RPI	RPI	RPI	RPI

DIV. I ONLY	24- 9	43	9- 1	97	205	64	64	28	28
DIV. I NON-CONF.	6- 9	212	0- 1	16	62	89	89	27	27

TOTALS	RPI 1-25	RPI 26-50	W-L RECORDS	RPI 51-100	RPI 100+
24- 9	0- 3	1- 0	OVERALL	1- 3	22- 3
10- 1	0- 0	0- 0	HOME	1- 0	9- 1
8- 5	0- 1	0- 0	AWAY	0- 3	8- 1
6- 3	0- 2	1- 0	NEUTRAL	0- 0	5- 1
6- 9	0- 3	1- 0	NON-CONFERENCE	1- 3	4- 3
2- 1	0- 0	0- 0	HOME	1- 0	1- 1
1- 5	0- 1	0- 0	AWAY	0- 3	1- 1
3- 3	0- 2	1- 0	NEUTRAL	0- 0	2- 1
18- 0	0- 0	0- 0	CONFERENCE	0- 0	18- 0
8- 0	0- 0	0- 0	HOME	0- 0	8- 0
7- 0	0- 0	0- 0	AWAY	0- 0	7- 0
3- 0	0- 0	0- 0	NEUTRAL	0- 0	3- 0

RPI S	RPI 1-25	Score
19 A	Michigan St.	49 65
20 N	Bowling Green	48 59
24 N	Texas A&M	50 58

RPI S	RPI 26-50	Score
27 N	Mississippi	66 55

RPI	S	RPI 51-100 Opponent	Team's RPI : 64 Score
58	A	Texas Tech	49 64
61	A	TCU	67 71
73	A	Tulane	65 68
89	H	Ark. -Little Rock	59 58

RPI S	RPI 101+	Score
105 H	Northern Ariz.	69 60
108 A	SMU	64 67
121 N	Liberty	58 54
127 A	Stephen F. Austin	58 41
127 H	Stephen F. Austin	57 56
127 N	Stephen F. Austin	68 47
134 H	Pepperdine	62 64
139 N	North Dakota St.	54 59
195 A	UTSA	68 52
195 H	UTSA	67 38
195 N	UTSA	70 52
196 A	A&M-Corpus Christi	75 60
196 H	A&M-Corpus Christi	72 54
205 A	Texas St.	81 60
205 H	Texas St.	79 50
208 N	Cal St. Fullerton	61 42
274 H	Southeastern La.	51 43
277 A	Central Ark.	74 43
285 A	Lamar	65 51
315 H	Nicholls St.	87 36
317 A	Northwestern St.	65 48
317 N	Northwestern St.	62 53
319 A	Sam Houston St.	76 50
319 H	Sam Houston St.	81 56
334 H	McNeese St.	64 45

LAST 10 Division I GAMES:

24 N	Texas A&M	50 58
127 N	Stephen F. Austin	68 47
195 N	UTSA	70 52
317 N	Northwestern St.	62 53
205 A	Texas St.	81 60
127 A	Stephen F. Austin	58 41
319 H	Sam Houston St.	81 56
196 H	A&M-Corpus Christi	72 54
195 A	UTSA	68 52
334 H	McNeese St.	64 45

Non-Div I Games:

Texas-Arlington

Loss,
Non-Conf, S Site,
H Home
A Away
N Neutral

Average RPI Win:	196	WON-LOST	WINNING	LAST 10	STRENGTH OF	OPP. STRENGTH	TEAM	ADJ.	CONF.	ADJ CONF.
Average RPI Loss:	119	RECORD	PCT. RANK	GAMES	SCHEDULE	OF SCHEDULE	RPI	RPI	RPI	RPI

DIV. I ONLY	11- 19	233	4- 6	102	153	187	185	11	11
DIV. I NON-CONF.	4- 8	241	0- 0	150	206	214	211	13	13

TOTALS	RPI 1-25	RPI 26-50	W-L RECORDS	RPI 51-100	RPI 100+
11- 19	0- 2	0- 3	OVERALL	1- 1	10- 13
6- 7	0- 0	0- 2	HOME	0- 0	6- 5
3- 10	0- 1	0- 1	AWAY	0- 0	3- 8
2- 2	0- 1	0- 0	NEUTRAL	1- 1	1- 0
4- 8	0- 0	0- 1	NON-CONFERENCE	1- 1	3- 6
2- 3	0- 0	0- 1	HOME	0- 0	2- 2
1- 4	0- 0	0- 0	AWAY	0- 0	1- 4
1- 1	0- 0	0- 0	NEUTRAL	1- 1	0- 0
7- 11	0- 2	0- 2	CONFERENCE	0- 0	7- 7
4- 4	0- 0	0- 1	HOME	0- 0	4- 3
2- 6	0- 1	0- 1	AWAY	0- 0	2- 4
1- 1	0- 1	0- 0	NEUTRAL	0- 0	1- 0

RPI S Opponent	RPI 1-25	Score	RPI S Opponent	RPI 26-50	Score	RPI S Opponent	RPI 51-100	Score	RPI S Opponent	RPI 101+	Team's RPI: 185
20 A Bowling Green	62	73	30 H Temple	51	61	74 N Western Caro.	67	61	110 H Ohio	53	52
20 N Bowling Green	62	71	50 A Ball St.	59	80	96 N Loyol a Marymount	53	56	111 A Eastern Mich.	42	76
			50 H Ball St.	50	66				111 H Eastern Mich.	53	58
									113 H Indiana St.	51	53
									114 H Kent St.	68	82
									115 A Northern Ill.	70	73
									115 H Northern Ill.	58	65
									132 HVCU	76	50
									145 A Oakl and	60	76
									161 H Mi chi gan	41	44
									167 A Western Mi ch.	76	72
									167 H Western Mi ch.	74	66
									176 A Santa Clara	64	73
									183 A Mi ami (Ohio)	77	87
									189 A St. Mary's (Cal.)	73	95
									221 A IPFW	55	66
									225 A Central Mich.	85	82
									225 H Central Mich.	73	62
									235 H Buffal o	85	77
									235 N Buffal o	64	49
									250 A Akron	62	63
									282 A Wri ght St.	62	59
									304 H Clevel and St.	76	61
LAST 10 Division I GAMES:											
20 N Bowl ing Green	62	71	111 A Eastern Mich.	42	76						
235 N Buffal o	64	49	50 H Ball St.	50	66						
167 H Western Mi ch.	74	66	250 A Akron	62	63						
225 H Central Mich.	73	62	110 H Ohio	53	52						
115 A Northern Ill.	70	73	20 A Bowl ing Green	62	73						

Non-Di v I Games:

Toledo

Loss, Non-Conf, S Site, H Home A Away N Neutral

Average RPI Win: 219
Average RPI Loss: 106

WON-LOST
RECORD

WINNING
PCT. RANK

LAST 10
GAMES

STRENGTH OF
SCHEDULE

OPP. STRENGTH
OF SCHEDULE

TEAM
RPI

ADJ.
RPI

CONF.
RPI

ADJ CONF.
RPI

DIV. I ONLY
DIV. I NON-CONF.

17- 12
9- 1

110
6

3- 7
0- 0

231
327

151
298

145
123

146
125

9
10

9
10

TOTALS

RPI 1-25

RPI 26-50

W-L RECORDS

RPI 51-100

RPI 100+

17- 12

0- 1

0- 6

OVERALL

0- 0

17- 5

9- 4

0- 0

0- 3

HOME

0- 0

9- 1

8- 7

0- 1

0- 3

AWAY

0- 0

8- 3

0- 1

0- 0

0- 0

NEUTRAL

0- 0

0- 1

9- 1

0- 0

0- 0

NON-CONFERENCE

0- 0

9- 1

4- 0

0- 0

0- 0

HOME

0- 0

4- 0

5- 1

0- 0

0- 0

AWAY

0- 0

5- 1

0- 0

0- 0

0- 0

NEUTRAL

0- 0

0- 0

8- 11

0- 1

0- 6

CONFERENCE

0- 0

8- 4

5- 4

0- 0

0- 3

HOME

0- 0

5- 1

3- 6

0- 1

0- 3

AWAY

0- 0

3- 2

0- 1

0- 0

0- 0

NEUTRAL

0- 0

0- 1

RPI 1-25

RPI 26-50

RPI 51-100

RPI 101+

Team's RPI: 146

RPI S Opponent Score
23 A Old Domini on 42 82

RPI S Opponent Score
26 A James Madison 42 62
26 H James Madison 66 84
34 A Delaware 45 79
34 H Delaware 52 70
48 A Hofstra 45 58
48 H Hofstra 49 56

RPI S Opponent Score
120 A William & Mary 66 59
132 A VCU 59 52
132 H VCU 74 68
144 A Loyol a (Md.) 75 73
150 A Georgetown 65 57
164 A UMBC 50 45
178 A Georgi a St. 43 89
178 H Georgi a St. 81 87
181 A Wake Forest 45 58
206 A Drexel 65 57
206 H Drexel 55 52
224 H Mt. St. Mary's 72 64
227 H George Mason 64 54
234 H UNC Wi lmi ngton 63 59
234 N UNC Wi lmi ngton 41 55
257 A Northeastern 52 65
257 H Northeastern 68 63
273 A Ameri can 69 57
303 A Wi nston-Sal em 57 50
303 H Wi nston-Sal em 76 51
316 H Ri der 76 42
326 H Norfol k St. 83 66

RPI S Opponent Score
120 A William & Mary 66 59
132 A VCU 59 52
132 H VCU 74 68
144 A Loyol a (Md.) 75 73
150 A Georgetown 65 57
164 A UMBC 50 45
178 A Georgi a St. 43 89
178 H Georgi a St. 81 87
181 A Wake Forest 45 58
206 A Drexel 65 57
206 H Drexel 55 52
224 H Mt. St. Mary's 72 64
227 H George Mason 64 54
234 H UNC Wi lmi ngton 63 59
234 N UNC Wi lmi ngton 41 55
257 A Northeastern 52 65
257 H Northeastern 68 63
273 A Ameri can 69 57
303 A Wi nston-Sal em 57 50
303 H Wi nston-Sal em 76 51
316 H Ri der 76 42
326 H Norfol k St. 83 66

LAST 10 Divi sion I GAMES:

234 N UNC Wi lmi ngton 41 55
26 A James Madison 42 62
234 H UNC Wi lmi ngton 63 59
48 A Hofstra 45 58
34 H Delaware 52 70
23 A Old Domini on 42 82
178 A Georgi a St. 43 89
206 H Drexel 55 52
257 H Northeastern 68 63
178 H Georgi a St. 81 87

TOWSON

TOWSON

Non-Div I Games:

Towson

Loss, Non-Conf, S Site, H Home A Away N Neutral

Average RPI Win: 233		WON-LOST RECORD		WINNING PCT. RANK		LAST 10 GAMES		STRENGTH OF SCHEDULE		OPP. STRENGTH OF SCHEDULE		TEAM RPI		ADJ. RPI		CONF. RPI		ADJ CONF. RPI	
DIV. I ONLY		10- 17		232		2- 8		144		136		212		210		8		8	
DIV. I NON-CONF.		5- 3		104		0- 0		255		321		180		183		9		9	
TOTALS		RPI 1-25		RPI 26-50		W-L RECORDS		RPI 51-100		RPI 100+									
10- 17		0- 2		0- 2		OVERALL		1- 4		9- 9									
4- 7		0- 1		0- 1		HOME		1- 1		3- 4									
4- 10		0- 1		0- 1		AWAY		0- 3		4- 5									
2- 0		0- 0		0- 0		NEUTRAL		0- 0		2- 0									
5- 3		0- 0		0- 0		NON-CONFERENCE		0- 1		5- 2									
1- 1		0- 0		0- 0		HOME		0- 0		1- 1									
2- 2		0- 0		0- 0		AWAY		0- 1		2- 1									
2- 0		0- 0		0- 0		NEUTRAL		0- 0		2- 0									
5- 14		0- 2		0- 2		CONFERENCE		1- 3		4- 7									
3- 6		0- 1		0- 1		HOME		1- 1		2- 3									
2- 8		0- 1		0- 1		AWAY		0- 2		2- 4									
0- 0		0- 0		0- 0		NEUTRAL		0- 0		0- 0									
RPI 1-25		RPI 26-50		RPI 51-100		RPI 101+		Team's RPI: 210											
RPI S	Opponent	Score		RPI S	Opponent	Score		RPI S	Opponent	Score		RPI S	Opponent	Score					
13	A Middl e Tenn.	55	90	31	A Western Ky.	69	92	62	A La. -Lafayette	66	89	107	H Denver	62	65				
13	H Middl e Tenn.	60	68	31	H Western Ky.	53	66	76	H Arkansas St.	76	55	129	A Florida Int'l	61	66				
								82	A Mi ssi ssi ppi St.	43	74	129	A Florida Int'l	49	61				
								89	A Ark. -Li ttle Rock	51	58	129	H Florida Int'l	58	63				
								89	H Ark. -Li ttle Rock	38	48	153	A Army	48	72				
												172	A South Ala.	44	56				
												172	H South Ala.	56	69				
												177	A North Texas	53	68				
												182	A La. -Monroe	52	39				
												198	A Ga. Southern	58	53				
												198	N Ga. Southern	77	62				
												200	H Samford	51	54				
												233	A Fla. Atlanti c	78	63				
												233	H Fla. Atlanti c	66	60				
												265	H New Orleans	69	53				
												301	H Jacksonville St.	64	58				
												311	A Bi rmi ngham-So.	72	62				
												330	N Texas Southern	68	58				
LAST 10 Division I GAMES:																			
129	A Florida Int'l	49	61	129	A Florida Int'l	61	66												
172	A South Ala.	44	56	233	H Fla. Atlanti c	66	60												
13	H Middl e Tenn.	60	68	177	A North Texas	53	68												
31	H Western Ky.	53	66	182	A La. -Monroe	52	39												
89	A Ark. -Li ttle Rock	51	58	107	H Denver	62	65												

Troy

Non-Div I Games: Belhaven

86 44

Loyola (La.)

75 52

Troy

Loss, Non-Conf, S Site, H Home A Away N Neutral

Average RPI Win: 171		WON-LOST	WINNING	LAST 10	STRENGTH OF	OPP. STRENGTH	TEAM	ADJ.	CONF.	ADJ CONF.
Average RPI Loss: 75		RECORD	PCT. RANK	GAMES	SCHEDULE	OF SCHEDULE	RPI	RPI	RPI	RPI
DIV. I ONLY	25- 7	25	7- 3	203	85	70	73	13	13	
DIV. I NON-CONF.	11- 3	36	1- 1	223	60	74	74	11	11	
TOTALS	RPI 1-25	RPI 26-50	W-L RECORDS	RPI 51-100	RPI 100+					
25- 7	0- 1	0- 0	OVERALL	3- 6	22- 0					
14- 2	0- 1	0- 0	HOME	2- 1	12- 0					
9- 4	0- 0	0- 0	AWAY	1- 4	8- 0					
2- 1	0- 0	0- 0	NEUTRAL	0- 1	2- 0					
11- 3	0- 1	0- 0	NON-CONFERENCE	1- 2	10- 0					
7- 1	0- 1	0- 0	HOME	1- 0	6- 0					
3- 2	0- 0	0- 0	AWAY	0- 2	3- 0					
1- 0	0- 0	0- 0	NEUTRAL	0- 0	1- 0					
14- 4	0- 0	0- 0	CONFERENCE	2- 4	12- 0					
7- 1	0- 0	0- 0	HOME	1- 1	6- 0					
6- 2	0- 0	0- 0	AWAY	1- 2	5- 0					
1- 1	0- 0	0- 0	NEUTRAL	0- 1	1- 0					
RPI S	RPI 1-25	RPI S	RPI 26-50	RPI S	RPI 51-100	Team's RPI : 73	RPI S	RPI 101+	Score	
10	H LSU	39	59							
58	A Texas Tech	50	77				101	H UAB	66	48
64	H Texas-Arlington	68	65				108	A SMU	63	58
82	A Mississippi St.	73	79				108	H SMU	78	72
91	A Rice	71	68				112	H Alabama	83	68
91	H Rice	52	61				127	H Stephen F. Austin	75	52
91	N Rice	52	64				129	A Florida Int'l	69	64
94	A UTEP	76	80				142	N Villanova	72	60
94	H UTEP	81	56				155	A Tul sa	75	62
98	A East Caro.	68	76				155	H Tul sa	78	70
							163	A Marshall	67	64
							165	A Houston	71	56
							165	H Houston	83	61
							165	N Houston	62	55
							183	A Miami (Ohio)	82	67
							192	H Jackson St.	76	43
							193	H Southern Miss.	66	50
							246	H Rhode Island	76	70
							272	H UCF	85	47
							275	H Fordham	78	44
							285	H Lamar	83	70
							291	A Memphis	77	61
							293	A Winthrop	58	53
LAST 10 Division I GAMES:										
82	A Mississippi St.	73	79	108	H SMU	78	72			
192	H Jackson St.	76	43	98	A East Caro.	68	76			
91	N Rice	52	64	163	A Marshall	67	64			
165	N Houston	62	55	101	H UAB	66	48			
155	H Tul sa	78	70	291	A Memphis	77	61			

Tulane

Tulane

Non-Div I Games: Loyola (La.) 94 50

Tulane

Through Games of 2007 Final																					
Average RPI Win: 187		WON-LOST RECORD		WINNING PCT. RANK		LAST 10 GAMES		STRENGTH OF SCHEDULE		OPP. STRENGTH OF SCHEDULE		TEAM RPI		ADJ. RPI		CONF. RPI		ADJ. CONF. RPI			
DIV. I ONLY		11- 19		233		4- 6		69		122		158		155		13		13			
DIV. I NON-CONF.		5- 7		204		0- 0		40		107		117		117		11		11			
TOTALS		RPI 1-25		RPI 26-50		W-L RECORDS		RPI 51-100		RPI 100+											
11- 19		0- 2		0- 1		OVERALL		1- 9		10- 7											
8- 7		0- 1		0- 0		HOME		1- 5		7- 1											
3- 10		0- 0		0- 1		AWAY		0- 3		3- 6											
0- 2		0- 1		0- 0		NEUTRAL		0- 1		0- 0											
5- 7		0- 2		0- 1		NON-CONFERENCE		1- 2		4- 2											
3- 2		0- 1		0- 0		HOME		1- 1		2- 0											
2- 3		0- 0		0- 1		AWAY		0- 0		2- 2											
0- 2		0- 1		0- 0		NEUTRAL		0- 1		0- 0											
6- 12		0- 0		0- 0		CONFERENCE		0- 7		6- 5											
5- 5		0- 0		0- 0		HOME		0- 4		5- 1											
1- 7		0- 0		0- 0		AWAY		0- 3		1- 4											
0- 0		0- 0		0- 0		NEUTRAL		0- 0		0- 0											
RPI 1-25		RPI 26-50		RPI 51-100		RPI 101+		Team's RPI: 155													
RPI S	Opponent	Score	RPI S	Opponent	Score	RPI S	Opponent	Score	RPI S	Opponent	Score	RPI S	Opponent	Score	RPI S	Opponent	Score	RPI S	Opponent	Score	
8 H	Oklahoma	49 72	32 A	Florida St.	43 60	73 A	Tulane	70 78	101 A	UAB	60 76	101 A	UAB	65 67	101 H	UAB	65 67	108 A	SMU	54 64	
10 N	LSU	37 61				82 H	Arkansas	67 78	108 A	SMU	74 55	108 H	SMU	74 55	127 A	Stephen F. Austin	55 66	163 H	Marshall	74 58	
						90 H	Southeast Mo. St.	67 54	165 A	Houston	54 70	165 H	Houston	81 73	169 A	Oral Roberts	61 74	172 H	South Ala.	60 55	
						91 A	Rice	65 83	165 H	Houston	81 73	169 A	Oral Roberts	61 74	172 H	South Ala.	60 55	193 H	Southern Miss.	56 52	
						91 H	Rice	45 50	165 H	Houston	81 73	169 A	Oral Roberts	61 74	172 H	South Ala.	60 55	193 H	Southern Miss.	73 64	
						94 A	UTEP	56 66	165 H	Houston	81 73	169 A	Oral Roberts	61 74	172 H	South Ala.	60 55	195 A	UTSA	61 57	
						94 H	UTEP	68 70	165 H	Houston	81 73	169 A	Oral Roberts	61 74	172 H	South Ala.	60 55	226 A	St. Peter's	51 38	
						98 H	East Caro.	61 62	165 H	Houston	81 73	169 A	Oral Roberts	61 74	172 H	South Ala.	60 55	260 H	Missouri St.	70 51	
						100 N	Charlotte	65 85	165 H	Houston	81 73	169 A	Oral Roberts	61 74	172 H	South Ala.	60 55	272 A	UCF	69 75	
									165 H	Houston	81 73	169 A	Oral Roberts	61 74	172 H	South Ala.	60 55	291 A	Memphis	87 71	

T
u
l
s
a

T
u
l
s
a

Non-Div I Games:

Tul sa

Loss, Non-Conf, S Site, H Home A Away N Neutral

U
A
B

U
A
B

UAB

Average RPI Win: 269
Average RPI Loss: 161

WON-LOST
RECORD

WINNING
PCT. RANK

LAST 10
GAMES

STRENGTH OF
SCHEDULE

OPP. STRENGTH
OF SCHEDULE

TEAM
RPI

ADJ.
RPI

CONF.
RPI

ADJ CONF.
RPI

DIV. I ONLY	11- 16	215	5- 5	283	246	262	261	31	31
DIV. I NON-CONF.	11- 15	203	5- 5	279	286	252	253	28	28

TOTALS	RPI 1-25	RPI 26-50	W-L RECORDS	RPI 51-100	RPI 100+
11- 16	0- 0	0- 1	OVERALL	1- 4	10- 11
8- 4	0- 0	0- 1	HOME	1- 1	7- 2
3- 11	0- 0	0- 0	AWAY	0- 3	3- 8
0- 1	0- 0	0- 0	NEUTRAL	0- 0	0- 1
11- 15	0- 0	0- 0	NON-CONFERENCE	1- 4	10- 11
8- 3	0- 0	0- 0	HOME	1- 1	7- 2
3- 11	0- 0	0- 0	AWAY	0- 3	3- 8
0- 1	0- 0	0- 0	NEUTRAL	0- 0	0- 1
0- 1	0- 0	0- 1	CONFERENCE	0- 0	0- 0
0- 1	0- 0	0- 1	HOME	0- 0	0- 0
0- 0	0- 0	0- 0	AWAY	0- 0	0- 0
0- 0	0- 0	0- 0	NEUTRAL	0- 0	0- 0

RPI 1-25			RPI 26-50			RPI 51-100			RPI 101+ Team's RPI: 261		
RPI	S	Opponent	Score	RPI	S	Opponent	Score	RPI	S	Opponent	Score
				45	H	South Dakota St.	61 78	53	A	Gonzaga	70 73
								88	A	Boi se St.	56 73
								88	H	Boi se St.	56 58
								97	A	UC Ri versi de	59 64
								97	H	UC Ri versi de	55 46
								109	A	UC Santa Barb.	64 90
								109	H	UC Santa Barb.	53 77
								162	A	San Diego St.	52 59
								208	A	Cal St. Fullerton	53 62
								208	H	Cal St. Fullerton	51 60
								214	A	Cal St. Northridge	62 73
								214	H	Cal St. Northridge	69 68
								219	N	Syracuse	55 75
								222	A	Oregon St.	56 66
								230	A	Cal Poly	60 69
								230	H	Cal Poly	78 64
								252	A	Portland St.	63 73
								267	A	Long Beach St.	47 63
								267	H	Long Beach St.	60 50
								288	A	UC Irvi ne	64 62
								288	H	UC Irvi ne	63 52
								299	A	Brown	72 63
								313	A	Paci fi c	75 61
								313	H	Paci fi c	67 39
								322	H	Lafayette	62 45
								328	H	Sacramento St.	59 55
LAST 10 Division I GAMES:											
				97	A	UC Ri versi de	59 64	313	H	Paci fi c	67 39
				208	A	Cal St. Fullerton	53 62	109	A	UC Santa Barb.	64 90
				267	H	Long Beach St.	60 50	230	A	Cal Poly	60 69
				288	H	UC Irvi ne	63 52	208	H	Cal St. Fullerton	51 60
				214	H	Cal St. Northridge	69 68	97	H	UC Ri versi de	55 46

Non-Div I Games: San Fran. St. 74 40 Westmont 67 46

UC Davis

Loss, Non-Conf, S Site, H Home A Away N Neutral

Average RPI Win: 228				WON-LOST RECORD		WINNING PCT. RANK		LAST 10 GAMES		STRENGTH OF SCHEDULE		OPP. STRENGTH OF SCHEDULE		TEAM RPI		ADJ. RPI		CONF. RPI		ADJ CONF. RPI	
DIV. I ONLY				6- 24		309		1- 9		193		250		288		288		23		23	
DIV. I NON-CONF.				3- 12		290		0- 1		109		255		241		241		18		18	
TOTALS				RPI 1-25		RPI 26-50		W-L RECORDS		RPI 51-100		RPI 100+									
6- 24				0- 1		0- 1		OVERALL		1- 3		5- 19									
3- 13				0- 1		0- 1		HOME		1- 1		2- 10									
3- 10				0- 0		0- 0		AWAY		0- 2		3- 8									
0- 1				0- 0		0- 0		NEUTRAL		0- 0		0- 1									
3- 12				0- 1		0- 1		NON-CONFERENCE		1- 1		2- 9									
2- 7				0- 1		0- 1		HOME		1- 0		1- 5									
1- 5				0- 0		0- 0		AWAY		0- 1		1- 4									
0- 0				0- 0		0- 0		NEUTRAL		0- 0		0- 0									
3- 12				0- 0		0- 0		CONFERENCE		0- 2		3- 10									
1- 6				0- 0		0- 0		HOME		0- 1		1- 5									
2- 5				0- 0		0- 0		AWAY		0- 1		2- 4									
0- 1				0- 0		0- 0		NEUTRAL		0- 0		0- 1									
RPI 1-25				RPI 26-50		RPI 51-100		RPI 101+		Team's RPI: 288											
RPI	S	Opponent	Score	RPI	S	Opponent	Score	RPI	S	Opponent	Score	RPI	S	Opponent	Score						
14	H	Ari zona St.	46 75	40	H	Nebraska	66 80	94	A	UTEP	51 64	106	H	UCLA	62 66						
								96	H	Loyol a Marymount	79 59	109	A	UC Santa Barb.	67 86						
								97	A	UC Ri versi de	52 69	109	H	UC Santa Barb.	71 81						
								97	H	UC Ri versi de	62 72	122	A	Fresno St.	50 81						
												153	H	Army	69 83						
												154	A	UNLV	50 74						
												170	A	Nevada	68 69						
												199	H	Utah Valley St.	89 75						
												208	A	Cal St. Fullerton	62 76						
												208	H	Cal St. Fullerton	59 77						
												214	A	Cal St. Northrid ge	63 80						
												214	H	Cal St. Northrid ge	60 76						
												217	A	New Mexi co St.	61 47						
												218	H	Fai rfi el d	72 78						
												230	A	Cal Pol y	84 73						
												230	H	Cal Pol y	62 65						
												261	A	UC Davi s	52 63						
												261	H	UC Davi s	62 64						
												267	A	Long Beach St.	53 54						
												267	H	Long Beach St.	63 77						
												267	N	Long Beach St.	64 76						
												287	H	Eastern Wash.	60 80						
												313	A	Paci fi c	62 54						
												313	H	Paci fi c	76 64						
				LAST 10 Div				ision I GAMES:													
				267	N	Long Beach St.	64 76	230	H	Cal Pol y	62 65										
				267	H	Long Beach St.	63 77	109	H	UC Santa Barb.	71 81										
				261	A	UC Davi s	52 63	214	A	Cal St. Northrid ge	63 80										
				97	H	UC Ri versi de	62 72	313	A	Paci fi c	62 54										
				208	H	Cal St. Fullerton	59 77	267	A	Long Beach St.	53 54										

Non-Div I Games:

UC Irvine

Loss,
Non-Conf, S Site,
H Home
A Away
N Neutral

Average RPI Win: 207		WON-LOST	WINNING	LAST 10	STRENGTH OF	OPP. STRENGTH	TEAM	ADJ.	CONF.	ADJ CONF.
Average RPI Loss: 111		RECORD	PCT. RANK	GAMES	SCHEDULE	OF SCHEDULE	RPI	RPI	RPI	RPI
DIV. I ONLY	21- 10	64	8- 2	151	187	97	97	23	23	
DIV. I NON-CONF.	7- 8	168	1- 1	59	100	114	116	18	18	
<hr/>										
TOTALS	RPI 1-25	RPI 26-50	W-L RECORDS	RPI 51-100	RPI 100+					
21- 10	0- 1	0- 3	OVERALL	1- 1	20- 5					
11- 1	0- 0	0- 0	HOME	1- 0	10- 1					
7- 7	0- 0	0- 2	AWAY	0- 1	7- 4					
3- 2	0- 1	0- 1	NEUTRAL	0- 0	3- 0					
7- 8	0- 1	0- 3	NON-CONFERENCE	1- 1	6- 3					
4- 1	0- 0	0- 0	HOME	1- 0	3- 1					
2- 5	0- 0	0- 2	AWAY	0- 1	2- 2					
1- 2	0- 1	0- 1	NEUTRAL	0- 0	1- 0					
14- 2	0- 0	0- 0	CONFERENCE	0- 0	14- 2					
7- 0	0- 0	0- 0	HOME	0- 0	7- 0					
5- 2	0- 0	0- 0	AWAY	0- 0	5- 2					
2- 0	0- 0	0- 0	NEUTRAL	0- 0	2- 0					
<hr/>										
RPI 1-25		RPI 26-50		RPI 51-100		Team's RPI: 97		RPI 101+		
RPI S	Opponent	Score	RPI S	Opponent	Score	RPI S	Opponent	Score	RPI S	Opponent
14 N	Ari zona St.	50 57	35 A	Cal i forni a	51 58	59 H	Wi sconsi n	52 50	102 A	San Di ego
			42 A	Bri gham Young	57 66	63 A	Okl ahoma St.	47 77	106 H	UCLA
			46 N	Auburn	43 51				109 A	UC Santa Barb.
									109 H	UC Santa Barb.
									109 N	UC Santa Barb.
									134 H	Pepperdi ne
									168 H	Drake
									170 A	Nevada
									174 N	Butler
									199 A	Utah Valley St.
									208 A	Cal St. Fullerton
									208 H	Cal St. Fullerton
									214 A	Cal St. Northrid ge
									214 H	Cal St. Northrid ge
									230 A	Cal Poly
									230 H	Cal Poly
									261 A	UC Davi s
									261 H	UC Davi s
									267 A	Long Beach St.
									267 H	Long Beach St.
									267 N	Long Beach St.
									288 A	UC Irvi ne
									288 H	UC Irvi ne
									313 A	Paci fi c
									313 H	Paci fi c
<hr/>										
LAST 10 Div					sion I GAMES:					
14 N	Ari zona St.	50 57	230 A	Cal Poly	58 64					
109 N	UC Santa Barb.	70 67	288 A	UC Irvine	72 62					
267 N	Long Beach St.	59 53	267 A	Long Beach St.	52 45					
261 H	UC Davi s	64 59	313 H	Paci fi c	58 51					
109 A	UC Santa Barb.	62 54	214 H	Cal St. Northrid ge	81 70					





Non-Di v I Games: Al as. Anchorage 67 72

UC Ri versi de

Average RPI Win:		227	WON-LOST RECORD		WINNING PCT. RANK	LAST 10 GAMES		STRENGTH OF SCHEDULE		OPP. STRENGTH OF SCHEDULE	TEAM RPI	ADJ. RPI	CONF. RPI	ADJ CONF. RPI					
Average RPI Loss:		87																	
DIV. I ONLY		19- 14			118	6- 4		115		175	109	109	23	23					
DIV. I NON-CONF.		8- 9			167	1- 1		51		68	97	95	18	18					
TOTALS		RPI 1-25			RPI 26-50	W-L RECORDS		RPI 51-100		RPI 100+									
19- 14		0- 4			0- 1	OVERALL		0- 6		19- 3									
8- 9		0- 3			0- 1	HOME		0- 3		8- 2									
10- 4		0- 1			0- 0	AWAY		0- 2		10- 1									
1- 1		0- 0			0- 0	NEUTRAL		0- 1		1- 0									
8- 9		0- 4			0- 1	NON-CONFERENCE		0- 3		8- 1									
4- 6		0- 3			0- 1	HOME		0- 2		4- 0									
4- 3		0- 1			0- 0	AWAY		0- 1		4- 1									
0- 0		0- 0			0- 0	NEUTRAL		0- 0		0- 0									
11- 5		0- 0			0- 0	CONFERENCE		0- 3		11- 2									
4- 3		0- 0			0- 0	HOME		0- 1		4- 2									
6- 1		0- 0			0- 0	AWAY		0- 1		6- 0									
1- 1		0- 0			0- 0	NEUTRAL		0- 1		1- 0									
RPI S		RPI 1-25		RPI S		RPI 26-50		RPI S		RPI 51-100		RPI S		RPI 101+ Team's RPI: 109					
Opponent		Score		Opponent		Score		Opponent		Score		Opponent		Score					
7	A	Maryl and	44	105	33	H	Loui svi l l e	66	72	93	A	Oregon	54	70	102	A	San Di ego	75	63
16	H	Stanford	59	84						93	H	Oregon	77	85	106	A	UCLA	62	87
19	H	Mi chi gan St.	45	69						96	H	Loyol a Marymount	58	63	123	A	Ri chmond	51	49
21	H	North Carolina St.	55	64						97	A	UC Ri versi de	57	70	134	A	Pepperdi ne	78	67
										97	H	UC Ri versi de	54	62	179	H	Weber St.	62	57
										97	N	UC Ri versi de	67	70	199	H	Utah Val ley St.	86	58
															208	A	Cal St. Fullerton	73	71
															208	H	Cal St. Fullerton	70	64
															208	N	Cal St. Fullerton	57	52
															214	A	Cal St. Northridge	90	79
															214	H	Cal St. Northridge	64	66
															230	A	Cal Poly	68	62
															230	H	Cal Poly	68	71
															252	H	Portland St.	88	73
															261	A	UC Davi s	77	53
															261	H	UC Davi s	90	64
															267	A	Long Beach St.	69	55
															267	H	Long Beach St.	71	60
															288	A	UC Irvi ne	81	71
															288	H	UC Irvi ne	86	67
															313	A	Paci fi c	79	67
															313	H	Paci fi c	89	55
LAST 10 Division I GAMES:																			
93	A	Oregon	54	70	313	A	Paci fi c	79	67										
102	A	San Di ego	75	63	97	H	UC Ri versi de	54	62										
97	N	UC Ri versi de	67	70	208	H	Cal St. Fullerton	70	64										
208	N	Cal St. Fullerton	57	52	230	H	Cal Poly	68	71										
214	A	Cal St. Northridge	90	79	267	A	Long Beach St.	69	55										

Non-Div I Games:

UC Santa Barb.

 Loss,
  Non-Conf, S Site,
  Home
  Away
 N Neutral

Average RPI Win: 240		WON-LOST RECORD	WINNING PCT. RANK	LAST 10 GAMES	STRENGTH OF SCHEDULE	OPP. STRENGTH OF SCHEDULE	TEAM RPI	ADJ. RPI	CONF. RPI	ADJ CONF. RPI
DIV. I ONLY		8- 22	283	2- 8	192	184	273	272	13	13
DIV. I NON-CONF.		5- 8	223	0- 0	190	292	225	225	11	11
TOTALS		RPI 1-25	RPI 26-50	W-L RECORDS	RPI 51-100	RPI 100+				
8- 22		0- 1	0- 2	OVERALL	0- 5	8- 14				
7- 8		0- 0	0- 1	HOME	0- 2	7- 5				
1- 11		0- 0	0- 0	AWAY	0- 3	1- 8				
0- 3		0- 1	0- 1	NEUTRAL	0- 0	0- 1				
5- 8		0- 1	0- 2	NON-CONFERENCE	0- 0	5- 5				
4- 3		0- 0	0- 1	HOME	0- 0	4- 2				
1- 3		0- 0	0- 0	AWAY	0- 0	1- 3				
0- 2		0- 1	0- 1	NEUTRAL	0- 0	0- 0				
3- 14		0- 0	0- 0	CONFERENCE	0- 5	3- 9				
3- 5		0- 0	0- 0	HOME	0- 2	3- 3				
0- 8		0- 0	0- 0	AWAY	0- 3	0- 5				
0- 1		0- 0	0- 0	NEUTRAL	0- 0	0- 1				
RPI 1-25		RPI 26-50		RPI 51-100		RPI 101+		Team's RPI: 272		
RPI S	Opponent	Score	RPI S	Opponent	Score	RPI S	Opponent	Score		
18 N	Baylor	48 78	32 H	Florida St.	66 75	73 A	Tulane	47 85	101 A	UAB 44 58
			49 N	Virginia	47 76	91 H	Rice	57 75	101 H	UAB 55 66
						94 A	UTEP	56 69	108 A	SMU 47 73
						98 A	East Caro.	46 62	108 N	SMU 58 79
						98 H	East Caro.	57 76	136 H	Lona 59 47
									155 H	Tulsa 75 69
									163 A	Marshall I 58 62
									163 H	Marshall I 46 64
									165 H	Houston 78 73
									188 A	Jacksonville 50 61
									193 A	Southern Mi ss. 57 58
									193 H	Southern Mi ss. 63 65
									198 H	Ga. Southern 71 75
									202 A	Appalachian St. 44 64
									249 H	Albany (N.Y.) 59 51
									253 H	Fairleigh Dickinson 64 77
									266 H	Florida A&M 68 54
									274 A	Southeastern La. 49 67
									291 A	Memphis 73 80
									291 H	Memphis 77 62
									324 H	North Fla. 55 44
									335 A	Bethune-Cookman 62 35
		LAST 10 Division I GAMES:								
			108 N	SMU	58 79	91 H	Rice	57 75		
			98 H	East Caro.	57 76	165 H	Houston	78 73		
			163 H	Marshall I	46 64	155 H	Tulsa	75 69		
			291 A	Memphis	73 80	108 A	SMU	47 73		
			101 A	UAB	44 58	73 A	Tulane	47 85		

Non-Di v I Games:

UCF

Loss,
Non-Conf, S Site,
H Home
A Away
N Neutral

Average RPI Win: 182		WON-LOST	WINNING	LAST 10	STRENGTH OF	OPP. STRENGTH	TEAM	ADJ.	CONF.	ADJ CONF.	
Average RPI Loss: 52		RECORD	PCT. RANK	GAMES	SCHEDULE	OF SCHEDULE	RPI	RPI	RPI	RPI	
DIV. I ONLY	14- 18	195	3- 7	55	49	108	106	6	6		
DIV. I NON-CONF.	6- 6	146	0- 0	38	29	75	75	6	6		

TOTALS	RPI 1-25	RPI 26-50	W-L RECORDS		RPI 51-100	RPI 100+					
14- 18	0- 8	1- 2	OVERALL		3- 6	10- 2					
5- 7	0- 4	1- 0	HOME		2- 1	2- 2					
6- 8	0- 3	0- 2	AWAY		1- 3	5- 0					
3- 3	0- 1	0- 0	NEUTRAL		0- 2	3- 0					
6- 6	0- 3	0- 1	NON-CONFERENCE		1- 2	5- 0					
1- 2	0- 2	0- 0	HOME		0- 0	1- 0					
3- 2	0- 1	0- 1	AWAY		1- 0	2- 0					
2- 2	0- 0	0- 0	NEUTRAL		0- 2	2- 0					
8- 12	0- 5	1- 1	CONFERENCE		2- 4	5- 2					
4- 5	0- 2	1- 0	HOME		2- 1	1- 2					
3- 6	0- 2	0- 1	AWAY		0- 3	3- 0					
1- 1	0- 1	0- 0	NEUTRAL		0- 0	1- 0					

RPI 1-25		RPI 26-50		RPI 51-100		RPI 101+		Team's RPI: 106			
RPI S	Opponent	Score	RPI S	Opponent	Score	RPI S	Opponent	Score			
1 A	Tennessee	60 83	35 A	Cal i forni a	69 88	51 A	Washi ngton	67 72	109 H	UC Santa Barb.	87 62
8 H	Okl ahoma	68 77	35 H	Cal i forni a	77 68	51 H	Washi ngton	73 67	126 A	Ari zona	76 73
14 A	Ari zona St.	52 92	43 A	New Mexi co	63 72	53 N	Gonzaga	57 62	126 H	Ari zona	63 66
14 H	Ari zona St.	69 80				58 N	Texas Tech	60 75	157 N	Del aware St.	64 54
14 N	Ari zona St.	64 74				75 A	Southern	55 62	208 A	Cal St. Fullerton	84 74
16 A	Stanford	54 65					Cal i forni a		222 A	Oregon St.	75 65
16 H	Stanford	59 68				75 H	Southern	72 75	222 H	Oregon St.	52 56
18 H	Bayl or	70 83					Cal i forni a		280 A	Washi ngton St.	74 71
						93 A	Oregon	60 76	280 H	Washi ngton St.	73 70
						93 H	Oregon	77 70	280 N	Washi ngton St.	72 58
						97 A	UC Ri versi de	70 60	288 A	UC Irvi ne	66 62
									328 N	Sacramento St.	87 64

LAST 10 Division I GAMES:											
14 N	Ari zona St.	64 74	126 H	Ari zona	63 66						
280 N	Washi ngton St.	72 58	75 A	Southern Cal i forni a	55 62						
35 A	Cal i forni a	69 88	222 A	Oregon St.	75 65						
16 A	Stanford	54 65	93 A	Oregon	60 76						
14 H	Ari zona St.	69 80	280 H	Washi ngton St.	73 70						

Non-Div I Games:

UCLA

Loss,
Non-Conf, S Site,
H Home
A Away
N Neutral

Average RPI Win: 211		WON-LOST RECORD	WINNING PCT. RANK	LAST 10 GAMES	STRENGTH OF SCHEDULE	OPP. STRENGTH OF SCHEDULE	TEAM RPI	ADJ. RPI	CONF. RPI	ADJ CONF. RPI				
DIV. I ONLY		16- 17	172	6- 4	140	191	161	164	16	16				
DIV. I NON-CONF.		7- 7	146	0- 1	187	252	173	181	16	16				
<hr/>														
TOTALS		RPI 1-25	RPI 26-50	W-L RECORDS	RPI 51-100	RPI 100+								
16- 17		0- 2	0- 0	OVERALL	2- 5	14- 10								
6- 7		0- 0	0- 0	HOME	0- 3	6- 4								
5- 10		0- 2	0- 0	AWAY	0- 2	5- 6								
5- 0		0- 0	0- 0	NEUTRAL	2- 0	3- 0								
7- 7		0- 2	0- 0	NON-CONFERENCE	0- 1	7- 4								
2- 3		0- 0	0- 0	HOME	0- 1	2- 2								
3- 4		0- 2	0- 0	AWAY	0- 0	3- 2								
2- 0		0- 0	0- 0	NEUTRAL	0- 0	2- 0								
9- 10		0- 0	0- 0	CONFERENCE	2- 4	7- 6								
4- 4		0- 0	0- 0	HOME	0- 2	4- 2								
2- 6		0- 0	0- 0	AWAY	0- 2	2- 4								
3- 0		0- 0	0- 0	NEUTRAL	2- 0	1- 0								
<hr/>														
RPI S		RPI 1-25	RPI 26-50	RPI 51-100	Team's RPI: 164									
Opponent		Score	Opponent	Score	Opponent	Score	Opponent	Score						
3	A	Connecti cut	33	82	54	A	Hartford	45	58	144	H	Loyol a (Md.)	58	56
15	A	George Washi ngton	58	72	54	H	Hartford	56	60	146	H	Towson	45	50
					54	N	Hartford	48	46	151	A	Vermont	80	72
					77	H	Coppin St.	48	59	151	H	Vermont	38	46
					86	A	Stony Brook	53	68	151	N	Vermont	67	56
					86	H	Stony Brook	60	72	159	A	Boston U.	57	74
					86	N	Stony Brook	67	64	159	H	Boston U.	66	58
										171	A	Mai ne	72	79
										171	H	Mai ne	66	74
										196	N	A&M-Corpus Christi	66	43
										205	N	Texas St.	66	51
										224	A	Mt. St. Mary's	48	61
										228	A	Bi nghamton	65	68
										228	H	Bi nghamton	60	50
										249	A	Al bany (N. Y.)	51	70
										249	H	Al bany (N. Y.)	66	41
										253	A	Fai rlei gh Di cki nson	78	72
										263	H	Navy	56	74
										273	A	Ameri can	60	61
										284	A	New Hampshi re	59	56
										284	H	New Hampshi re	59	51
										289	A	Longwood	57	49
										316	A	Ri der	69	61
										332	H	NJIT	78	51
<hr/>														
LAST 10 Div sion I GAMES:														
3	A	Connecti cut	33	82	171	A	Mai ne	72	79					
54	N	Hartford	48	46	151	A	Vermont	80	72					
151	N	Vermont	67	56	284	H	New Hampshi re	59	51					
86	N	Stony Brook	67	64	228	A	Bi nghamton	65	68					
54	H	Hartford	56	60	249	H	Al bany (N. Y.)	66	41					

Non-Di v I Games:

UMBC

Loss,
Non-Conf, S Site,
H Home
A Away
N Neutral

Average RPI Win: 295		WON-LOST RECORD	WINNING PCT. RANK	LAST 10 GAMES	STRENGTH OF SCHEDULE	OPP. STRENGTH OF SCHEDULE	TEAM RPI	ADJ. RPI	CONF. RPI	ADJ CONF. RPI
Average RPI Loss: 179										
DIV. I ONLY		9- 20	258	3- 7	309	286	295	295	30	30
DIV. I NON-CONF.		3- 11	288	0- 0	303	193	316	316	31	31
TOTALS		RPI 1-25	RPI 26-50	W-L RECORDS	RPI 51-100				RPI 100+	
9- 20		0- 0	0- 0	OVERALL	0- 3				9- 17	
5- 7		0- 0	0- 0	HOME	0- 1				5- 6	
4- 12		0- 0	0- 0	AWAY	0- 2				4- 10	
0- 1		0- 0	0- 0	NEUTRAL	0- 0				0- 1	
3- 11		0- 0	0- 0	NON-CONFERENCE	0- 3				3- 8	
2- 3		0- 0	0- 0	HOME	0- 1				2- 2	
1- 7		0- 0	0- 0	AWAY	0- 2				1- 5	
0- 1		0- 0	0- 0	NEUTRAL	0- 0				0- 1	
6- 9		0- 0	0- 0	CONFERENCE	0- 0				6- 9	
3- 4		0- 0	0- 0	HOME	0- 0				3- 4	
3- 5		0- 0	0- 0	AWAY	0- 0				3- 5	
0- 0		0- 0	0- 0	NEUTRAL	0- 0				0- 0	
RPI 1-25		RPI 26-50		RPI 51-100		RPI 101+		Team's RPI: 295		
RPI S	Opponent	Score	RPI S	Opponent	Score	RPI S	Opponent	Score		
					61 A TCU	45 68	118 A Kansas	53 66		
					63 A Okl ahoma St.	54 96	145 A Oakl and	47 67		
					71 H Kansas St.	56 64	145 H Oakl and	55 82		
							159 H Boston U.	66 68		
							169 A Oral Roberts	53 62		
							169 A Oral Roberts	44 52		
							169 H Oral Roberts	45 66		
							173 A Val parai so	48 66		
							173 H Val parai so	51 52		
							182 N La. -Monroe	50 52		
							186 A St. Louis	59 72		
							205 A Texas St.	51 55		
							248 A IUPUI	50 42		
							248 H IUPUI	66 63		
							254 A Wi chi ta St.	71 78		
							268 A Col orado St.	72 89		
							277 H Central Ark.	62 74		
							292 A Chi cago St.	51 48		
							292 H Chi cago St.	52 41		
							300 A Western Ill.	64 61		
							300 H Western Ill.	38 50		
							302 A Southern Utah	48 57		
							302 H Southern Utah	64 48		
							310 H Northern Col.o.	71 46		
							333 A Centenary (La.)	63 47		
							333 H Centenary (La.)	64 57		
LAST 10 Division I GAMES:										
169	A Oral Roberts	44 52	169	A Oral Roberts	53 62	333	A Centenary (La.)	63 47		
300	A Western Ill.	64 61	333	A Centenary (La.)	63 47	302	A Southern Utah	48 57		
173	A Val parai so	48 66	173	H Val parai so	51 52	300	H Western Ill.	38 50		
145	H Oakl and	55 82								
248	H IUPUI	66 63								

Non-Div I Games: Oklahoma Christian 70 54

UMKC

Through Games of 2007 Final																					
Average RPI Win:		236	WON-LOST		WINNING		LAST 10		STRENGTH OF		OPP. STRENGTH		TEAM		ADJ.		CONF.		ADJ CONF.		
Average RPI Loss:		144	RECORD		PCT. RANK		GAMES		SCHEDULE		OF SCHEDULE		RPI		RPI		RPI		RPI		
DIV. I ONLY		18- 12	100		7- 3				182		266		139		141		21		21		
DIV. I NON-CONF.		6- 7	171		0- 1				130		235		158		159		22		22		

TOTALS		RPI 1-25		RPI 26-50		W-L RECORDS		RPI 51-100		RPI 100+											
18- 12		0- 1		0- 1		OVERALL		0- 2		18- 8											
11- 4		0- 0		0- 0		HOME		0- 1		11- 3											
6- 7		0- 0		0- 1		AWAY		0- 1		6- 5											
1- 1		0- 1		0- 0		NEUTRAL		0- 0		1- 0											
6- 7		0- 1		0- 1		NON-CONFERENCE		0- 2		6- 3											
3- 2		0- 0		0- 0		HOME		0- 1		3- 1											
2- 4		0- 0		0- 1		AWAY		0- 1		2- 2											
1- 1		0- 1		0- 0		NEUTRAL		0- 0		1- 0											
12- 5		0- 0		0- 0		CONFERENCE		0- 0		12- 5											
8- 2		0- 0		0- 0		HOME		0- 0		8- 2											
4- 3		0- 0		0- 0		AWAY		0- 0		4- 3											
0- 0		0- 0		0- 0		NEUTRAL		0- 0		0- 0											

RPI 1-25		RPI 26-50		RPI 51-100		RPI 101+ Team's RPI: 141															
RPI S	Opponent	Score		RPI S	Opponent	Score		RPI S	Opponent	Score		RPI S	Opponent	Score							
10 N	LSU	39 77		41 A	Chattanooga	59 72		69 A	Davi dson	55 67		121 A	Li berty	54 51							
								74 H	Western Caro.	78 81		121 H	Li berty	62 66							
												125 H	East Tenn. St.	79 91							
												140 A	Radford	67 72							
												140 H	Radford	84 70							
												140 H	Radford	67 57							
												152 A	Hi gh Point	53 59							
												152 H	Hi gh Point	72 69							
												181 A	Wake Forest	58 53							
												184 A	N. C. A&T	59 63							
												201 A	Coastal Caro.	74 46							
												201 H	Coastal Caro.	61 73							
												201 H	Coastal Caro.	65 51							
												211 H	Morgan St.	63 45							
												221 H	IPFW	73 69							
												269 H	Gardner-Webb	55 37							
												283 N	Kennesaw St.	83 76							
												293 A	Wi nthrop	60 47							
												293 H	Wi nthrop	89 74							
												293 H	Wi nthrop	64 53							
												297 A	Charleston So.	73 76							
												297 H	Charleston So.	72 55							
												309 A	Campbel l	73 81							
												311 A	Bi rmi ngham-So.	72 61							
												311 H	Bi rmi ngham-So.	86 58							
												327 A	Mercer	64 51							

LAST 10 Div						sion I GAMES:															
10 N	LSU	39 77		140 H	Radford	67 57		121 A	Li berty	54 51		311 H	Bi rmi ngham-So.	86 58							
293 H	Wi nthrop	64 53		152 A	Hi gh Point	53 59		293 H	Wi nthrop	89 74		327 A	Mercer	64 51							
201 H	Coastal Caro.	65 51		297 A	Charleston So.	73 76															
311 H	Bi rmi ngham-So.	86 58																			

U
N
C
A
s
h
e
v
i
l
l
e

U
N
C
A
s
h
e
v
i
l
l
e

Non-Di v I	Games: Mars Hi I I	62	47	Presbyteri an	68	52	Montreat	99	40	UNC Asheville I I e
------------	--------------------	----	----	---------------	----	----	----------	----	----	---------------------

Loss, Non-Conf, S Site, H Home A Away N Neutral

Average RPI Win: 251		WON-LOST RECORD		WINNING PCT. RANK		LAST 10 GAMES		STRENGTH OF SCHEDULE		OPP. STRENGTH OF SCHEDULE		TEAM RPI		ADJ. RPI		CONF. RPI		ADJ CONF. RPI	
DIV. I ONLY		8- 23		292		1- 9		116		148		235		234		9		9	
DIV. I NON-CONF.		4- 7		232		0- 0		238		223		242		244		10		10	
TOTALS		RPI 1-25		RPI 26-50		W-L RECORDS		RPI 51-100		RPI 100+									
8- 23		0- 2		0- 6		OVERALL		0- 3		8- 12									
4- 10		0- 1		0- 3		HOME		0- 1		4- 5									
3- 11		0- 1		0- 2		AWAY		0- 2		3- 6									
1- 2		0- 0		0- 1		NEUTRAL		0- 0		1- 1									
4- 7		0- 1		0- 0		NON-CONFERENCE		0- 3		4- 3									
3- 2		0- 0		0- 0		HOME		0- 1		3- 1									
1- 4		0- 1		0- 0		AWAY		0- 2		1- 1									
0- 1		0- 0		0- 0		NEUTRAL		0- 0		0- 1									
4- 16		0- 1		0- 6		CONFERENCE		0- 0		4- 9									
1- 8		0- 1		0- 3		HOME		0- 0		1- 4									
2- 7		0- 0		0- 2		AWAY		0- 0		2- 5									
1- 1		0- 0		0- 1		NEUTRAL		0- 0		1- 0									
RPI 1-25		RPI 26-50		RPI 51-100		RPI 101+		Team's RPI : 234											
RPI	S	Opponent	Score	RPI	S	Opponent	Score	RPI	S	Opponent	Score	RPI	S	Opponent	Score				
21	A	North Carolina St.	48 63	26	H	James Madi son	69 75	57	H	South Carolina	42 75	120	A	William & Mary	50 60				
23	H	Ol d Domi ni on	56 79	26	N	James Madi son	43 73	87	A	UNC Greensboro	46 74	120	H	William & Mary	38 56				
				34	A	Del aware	62 80	98	A	East Caro.	52 57	132	A	VCU	55 56				
				34	H	Del aware	38 66					132	H	VCU	64 76				
				48	A	Hofstra	64 68					146	A	Towson	59 63				
				48	H	Hofstra	50 79					146	N	Towson	55 41				
												152	A	Hi gh Point	49 63				
												178	A	Georgi a St.	57 61				
												178	H	Georgi a St.	76 78				
												201	N	Coastal Caro.	59 66				
												206	A	Drexel	48 51				
												206	H	Drexel	59 71				
												227	A	George Mason	59 57				
												227	H	George Mason	59 58				
												245	H	Furman	50 43				
												257	A	Northeastern	64 56				
												279	H	Col. of Charleston	56 41				
												305	H	Youngstown St.	56 52				
												309	H	Campbel l	55 69				
												320	A	South Carolina St.	67 49				
				LAST 10 Divi si on I GAMES:															
				26	N	James Madi son	43 73	132	H	VCU	64 76								
				146	N	Towson	55 41	206	H	Drexel	59 71								
				23	H	Ol d Domi ni on	56 79	34	A	Del aware	62 80								
				48	H	Hofstra	50 79	120	H	William & Mary	38 56								
				146	A	Towson	59 63	178	A	Georgi a St.	57 61								

U
N
C
W
i
l
m
i
n
g
t
o
n

U
N
C
W
i
l
m
i
n
g
t
o
n

Non-Div l Games:

UNC Wi I mi ngton

Loss, Non-Conf, S Site, H Home A Away N Neutral

U
N
I

UNI

Page 302

Average RPI Win: 182		WON-LOST	WINNING	LAST 10	STRENGTH OF	OPP. STRENGTH	TEAM	ADJ.	CONF.	ADJ CONF.
Average RPI Loss: 104		RECORD	PCT. RANK	GAMES	SCHEDULE	OF SCHEDULE	RPI	RPI	RPI	RPI
DI V. I ONLY		13- 15	182	5- 5	136	99	155	154	7	7
DI V. I NON-CONF.		5- 6	183	0- 0	251	177	224	223	7	7

TOTALS	RPI 1-25	RPI 26-50	W-L RECORDS	RPI 51-100	RPI 100+
13- 15	0- 0	3- 4	OVERALL	1- 6	9- 5
10- 8	0- 0	3- 1	HOME	1- 4	6- 3
3- 7	0- 0	0- 3	AWAY	0- 2	3- 2
0- 0	0- 0	0- 0	NEUTRAL	0- 0	0- 0
5- 6	0- 0	0- 0	NON-CONFERENCE	1- 2	4- 4
4- 5	0- 0	0- 0	HOME	1- 2	3- 3
1- 1	0- 0	0- 0	AWAY	0- 0	1- 1
0- 0	0- 0	0- 0	NEUTRAL	0- 0	0- 0
8- 9	0- 0	3- 4	CONFERENCE	0- 4	5- 1
6- 3	0- 0	3- 1	HOME	0- 2	3- 0
2- 6	0- 0	0- 3	AWAY	0- 2	2- 1
0- 0	0- 0	0- 0	NEUTRAL	0- 0	0- 0

RPI	S	Opponent	Score
RPI 1-25			
42	A	Bri gham Young	59 64
42	H	Bri gham Young	76 71
43	A	New Mexi co	56 77
43	H	New Mexi co	70 59
43	H	New Mexi co	52 80
47	A	Wyomi ng	59 85
47	H	Wyomi ng	51 46
RPI 26-50			
42	A	Bri gham Young	59 64
42	H	Bri gham Young	76 71
43	A	New Mexi co	56 77
43	H	New Mexi co	70 59
43	H	New Mexi co	52 80
47	A	Wyomi ng	59 85
47	H	Wyomi ng	51 46
RPI 51-100			
59	H	Wi sconsi n	51 67
61	A	TCU	63 88
61	H	TCU	62 75
65	H	DePaul	89 71
79	A	Utah	55 70
79	H	Utah	37 49
88	H	Boi se St.	63 76
Team's RPI : 154			
134	H	Pepperdi ne	42 57
161	H	Mi chi gan	58 68
162	A	San Di ego St.	54 67
162	H	San Di ego St.	71 54
170	H	Nevada	77 63
195	H	UTSA	62 70
242	H	El on	70 40
251	A	Air Force	63 55
251	H	Air Force	72 58
267	A	Long Beach St.	61 44
268	A	Col orado St.	63 58
268	H	Col orado St.	57 46
288	H	UC Irvine	74 50
302	A	Southern Utah	52 56
LAST 10 Division I GAMES:			
43	H	New Mexi co	52 80
268	A	Col orado St.	63 58
43	H	New Mexi co	70 59
251	H	Air Force	72 58
42	H	Bri gham Young	76 71
79	A	Utah	55 70
47	A	Wyomi ng	59 85
162	A	San Di ego St.	54 67
61	H	TCU	62 75
268	H	Col orado St.	57 46

Non-Div | Games: Cal St. Bakersfi 60 52

UNLV

■ Loss, ■ Non-Conf, S Site, H Home A Away N Neutral

Average RPI Win: 186		WON-LOST RECORD		WINNING PCT. RANK		LAST 10 GAMES		STRENGTH OF SCHEDULE		OPP. STRENGTH OF SCHEDULE		TEAM RPI		ADJ. RPI		CONF. RPI		ADJ. CONF. RPI	
DIV. I ONLY		20- 8		51		5- 5		218		113		92		94		13		13	
DIV. I NON-CONF.		9- 1		6		0- 0		220		168		56		56		11		11	
TOTALS		RPI 1-25		RPI 26-50		W-L RECORDS		RPI 51-100		RPI 100+									
20- 8		0- 0		0- 0		OVERALL		3- 4		17- 4									
14- 2		0- 0		0- 0		HOME		3- 0		11- 2									
5- 5		0- 0		0- 0		AWAY		0- 3		5- 2									
1- 1		0- 0		0- 0		NEUTRAL		0- 1		1- 0									
9- 1		0- 0		0- 0		NON-CONFERENCE		1- 0		8- 1									
7- 1		0- 0		0- 0		HOME		1- 0		6- 1									
2- 0		0- 0		0- 0		AWAY		0- 0		2- 0									
0- 0		0- 0		0- 0		NEUTRAL		0- 0		0- 0									
11- 7		0- 0		0- 0		CONFERENCE		2- 4		9- 3									
7- 1		0- 0		0- 0		HOME		2- 0		5- 1									
3- 5		0- 0		0- 0		AWAY		0- 3		3- 2									
1- 1		0- 0		0- 0		NEUTRAL		0- 1		1- 0									
RPI 1-25		RPI 26-50		RPI 51-100		Team's RPI: 94		RPI 101+											
RPI S	Opponent	Score	RPI S	Opponent	Score	RPI S	Opponent	Score	RPI S	Opponent	Score								
						62	H La. -Lafayette	70 49	101	A UAB	43 54								
						73	A Tulane	56 81	105	A Northern Ari z.	63 62								
						73	H Tulane	80 76	108	A SMU	59 70								
						91	A Ri ce	31 84	108	H SMU	58 68								
						91	H Ri ce	65 52	126	H Ari zona	68 72								
						91	N Ri ce	46 56	155	A Tul sa	70 68								
						98	A East Caro.	64 66	155	H Tul sa	66 56								
									163	A Marshal l	64 57								
									165	A Houston	69 61								
									165	H Houston	87 70								
									177	H North Texas	77 43								
									193	H Southern Mi ss.	60 46								
									195	H UTSA	80 47								
									197	H Prair ie View	79 54								
									217	A New Mexico St.	65 54								
									217	H New Mexico St.	76 67								
									247	H Ark. -Pine Bluff	96 67								
									272	H UCF	69 56								
									288	H UC Irvi ne	64 51								
									291	H Memphi s	80 58								
									291	N Memphi s	84 75								
LAST 10 Division I GAMES:																			
						91	N Ri ce	46 56	98	A East Caro.	64 66								
						291	N Memphi s	84 75	291	H Memphi s	80 58								
						108	H SMU	58 68	101	A UAB	43 54								
						155	H Tul sa	66 56	165	A Houston	69 61								
						163	A Marshal l	64 57	91	A Ri ce	31 84								

Non-Div I Games: St. Mary's (Tex. 67 43 Tex. Permian Bas107 43

UTEP

Loss, Non-Conf, S Site, H Home A Away N Neutral

Page 304

Average RPI Win: 247		WON-LOST RECORD		WINNING PCT. RANK		LAST 10 GAMES		STRENGTH OF SCHEDULE		OPP. STRENGTH OF SCHEDULE		TEAM RPI		ADJ. RPI		CONF. RPI		ADJ CONF. RPI	
DIV. I ONLY		14- 15		176		6- 4		219		224		197		195		28		28	
DIV. I NON-CONF.		5- 7		204		0- 0		173		106		194		192		27		27	
TOTALS		RPI 1-25		RPI 26-50		W-L RECORDS		RPI 51-100		RPI 100+									
14- 15		0- 1		0- 0		OVERALL		0- 6		14- 8									
9- 3		0- 0		0- 0		HOME		0- 1		9- 2									
4- 10		0- 0		0- 0		AWAY		0- 4		4- 6									
1- 2		0- 1		0- 0		NEUTRAL		0- 1		1- 0									
5- 7		0- 1		0- 0		NON-CONFERENCE		0- 3		5- 3									
4- 1		0- 0		0- 0		HOME		0- 0		4- 1									
1- 5		0- 0		0- 0		AWAY		0- 3		1- 2									
0- 1		0- 1		0- 0		NEUTRAL		0- 0		0- 0									
9- 8		0- 0		0- 0		CONFERENCE		0- 3		9- 5									
5- 2		0- 0		0- 0		HOME		0- 1		5- 1									
3- 5		0- 0		0- 0		AWAY		0- 1		3- 4									
1- 1		0- 0		0- 0		NEUTRAL		0- 1		1- 0									

RPI 1-25		RPI 26-50		RPI 51-100		RPI 101+		Team's RPI : 195			
RPI S	Opponent	Score	RPI S	Opponent	Score	RPI S	Opponent	Score	RPI S	Opponent	Score
6 N	Purdue	50 75				58 A	Texas Tech	58 66	108 A	SMU	49 78
						64 A	Texas-Arlington	38 67	114 H	Kent St.	69 62
						64 H	Texas-Arlington	52 68	127 A	Stephen F. Austin	61 55
						64 N	Texas-Arlington	52 70	127 H	Stephen F. Austin	59 44
						89 A	Ark.-Little Rock	48 65	154 A	UNLV	70 62
						94 A	UTEP	47 80	155 H	Tul sa	57 61
									196 A	A&M-Corpus Christi	69 71
									196 H	A&M-Corpus Christi	61 43
									205 A	Texas St.	60 63
									205 H	Texas St.	64 76
									217 A	New Mexico St.	63 69
									274 A	Southeastern La.	64 73
									274 N	Southeastern La.	67 52
									277 H	Central Ark.	66 59
									285 A	Lamar	46 60
									287 H	Eastern Wash.	77 67
									291 H	Memphis	85 73
									315 A	Nicholls St.	66 60
									317 H	Northwestern St.	55 38
									319 A	Sam Houston St.	65 48
									319 H	Sam Houston St.	75 60
									334 H	McNeese St.	87 46

LAST 10 Division I GAMES:	
64 N Texas-Arlington	52 70
274 N Southeastern La.	67 52
127 H Stephen F. Austin	59 44
319 A Sam Houston St.	65 48
196 H A&M-Corpus Christi	61 43
334 H McNeese St.	87 46
205 A Texas St.	60 63
64 H Texas-Arlington	52 68
315 A Nicholls St.	66 60
274 A Southeastern La.	64 73

Non-Div | Games: Cal St. Bakersfi 66 77

UTSA

Loss, Non-Conf, S Site, H Home A Away N Neutral

Average RPI Win:		159	WON-LOST RECORD		WINNING PCT. RANK	LAST 10 GAMES		STRENGTH OF SCHEDULE	OPP. STRENGTH OF SCHEDULE	TEAM RPI	ADJ. RPI	CONF. RPI	ADJ CONF. RPI		
DIV. I ONLY		19- 14			118	5- 5		67	84	82	79	7	7		
DIV. I NON-CONF.		8- 7			139	1- 1		85	76	95	93	7	7		
<hr/>															
TOTALS		RPI 1-25		RPI 26-50		W-L RECORDS		RPI 51-100		RPI 100+					
19- 14		0- 2		2- 5		OVERALL		4- 4		13- 3					
12- 3		0- 0		1- 2		HOME		3- 0		8- 1					
6- 9		0- 1		1- 2		AWAY		0- 4		5- 2					
1- 2		0- 1		0- 1		NEUTRAL		1- 0		0- 0					
8- 7		0- 2		0- 0		NON-CONFERENCE		2- 3		6- 2					
6- 1		0- 0		0- 0		HOME		2- 0		4- 1					
2- 5		0- 1		0- 0		AWAY		0- 3		2- 1					
0- 1		0- 1		0- 0		NEUTRAL		0- 0		0- 0					
11- 7		0- 0		2- 5		CONFERENCE		2- 1		7- 1					
6- 2		0- 0		1- 2		HOME		1- 0		4- 0					
4- 4		0- 0		1- 2		AWAY		0- 1		3- 1					
1- 1		0- 0		0- 1		NEUTRAL		1- 0		0- 0					
<hr/>															
RPI 1-25				RPI 26-50				RPI 51-100		Team's RPI: 79		RPI 101+			
RPI S	Opponent	Score		RPI S	Opponent	Score		RPI S	Opponent	Score		RPI S	Opponent	Score	
16	A Stanford	47	74	42	A Brigham Young	55	59	53	A Gonzaga	45	57	122	H Fresno St.	55	61
22	N Pittsburgh	51	59	42	H Brigham Young	64	54	60	H Montana	78	70	126	H Arizona	66	60
				42	N Brigham Young	49	55	61	A TCU	50	74	150	A Georgetown	57	60
				43	A New Mexico	49	48	61	H TCU	72	61	154	A UNLV	49	37
				43	H New Mexico	65	73	61	N TCU	68	67	154	H UNLV	70	55
				47	A Wyoming	55	56	75	H Southern	70	66	158	H Northwestern	80	69
				47	H Wyoming	53	62					162	A San Diego St.	66	71
								78	A Illinois	48	59	162	H San Diego St.	51	48
								93	A Oregon	44	50	179	A Weber St.	77	43
												199	A Utah Valley St.	70	68
												243	H Montana St.	66	63
												251	A Air Force	60	52
												251	H Air Force	80	59
												267	H Long Beach St.	66	43
												268	A Colorado St.	73	57
												268	H Colorado St.	64	49
<hr/>															
LAST 10 Division I GAMES:															
78	A Illinois	48	59	42	A Brigham Young	55	59								
60	H Montana	78	70	251	A Air Force	60	52								
42	N Brigham Young	49	55	61	A TCU	50	74								
61	N TCU	68	67	154	H UNLV	70	55								
47	H Wyoming	53	62	268	H Colorado St.	64	49								

Non-Div I Games:

Utah

Average RPI Win: 232		WON-LOST RECORD		WINNING PCT. RANK		LAST 10 GAMES		STRENGTH OF SCHEDULE		OPP. STRENGTH OF SCHEDULE		TEAM RPI		ADJ. RPI		CONF. RPI		ADJ CONF. RPI	
DIV. I ONLY		11- 18		228		4- 6		204		233		232		232		17		17	
DIV. I NON-CONF.		4- 8		241		0- 0		161		260		226		226		17		17	
TOTALS		RPI 1-25		RPI 26-50		W-L RECORDS		RPI 51-100		RPI 100+									
11- 18		0- 1		0- 1		OVERALL		0- 3		11- 13									
7- 5		0- 0		0- 0		HOME		0- 1		7- 4									
3- 12		0- 1		0- 1		AWAY		0- 2		3- 8									
1- 1		0- 0		0- 0		NEUTRAL		0- 0		1- 1									
4- 8		0- 1		0- 1		NON-CONFERENCE		0- 1		4- 5									
2- 2		0- 0		0- 0		HOME		0- 0		2- 2									
1- 6		0- 1		0- 1		AWAY		0- 1		1- 3									
1- 0		0- 0		0- 0		NEUTRAL		0- 0		1- 0									
7- 10		0- 0		0- 0		CONFERENCE		0- 2		7- 8									
5- 3		0- 0		0- 0		HOME		0- 1		5- 2									
2- 6		0- 0		0- 0		AWAY		0- 1		2- 5									
0- 1		0- 0		0- 0		NEUTRAL		0- 0		0- 1									
RPI 1-25		RPI 26-50		RPI 51-100		RPI 101+		Team's RPI: 232											
RPI S	Opponent	Score		RPI S	Opponent	Score		RPI S	Opponent	Score		RPI S	Opponent	Score					
25	A Iowa St.	40 70		47	A Wyomi ng	43 62		60	A Montana	56 86		122	A Fresno St.	60 71					
								88	A Boi se St.	38 80		122	H Fresno St.	81 75					
								88	H Boi se St.	70 80		128	A Loui si ana Tech	54 69					
												128	H Loui si ana Tech	58 71					
												137	A Hawai i	63 79					
												137	H Hawai i	57 62					
												149	H Idaho St.	85 83					
												170	A Nevada	49 61					
												170	H Nevada	59 44					
												170	N Nevada	60 61					
												179	H Weber St.	55 72					
												186	H St. Loui s	57 60					
												189	A St. Mary's (Cal.)	67 61					
												199	A Utah Valley St.	60 68					
												217	A New Mexi co St.	68 51					
												217	H New Mexi co St.	70 67					
												243	A Montana St.	53 71					
												258	H Portl and	68 58					
												298	N Col gate	58 42					
												307	A Idaho	57 53					
												307	H Idaho	78 70					
												313	A Paci fi c	49 56					
												314							

Utah State

U
t
a
h
S
t
.

Non-Div l Games:

Utah St.

Loss, Non-Conf, S Site, H Home A Away N Neutral

Stanley Valley St.																					
Average RPI Win:		229		WON-LOST RECORD		WINNING PCT. RANK		LAST 10 GAMES		STRENGTH OF SCHEDULE		OPP. STRENGTH OF SCHEDULE		TEAM RPI		ADJ. RPI		CONF. RPI		ADJ CONF. RPI	
Average RPI Loss:		143																			
DIV. I ONLY		13- 13		164		5- 5				249		193		199		199		31		31	
DIV. I NON-CONF.		8- 8		146		0- 0				191		215		168		176		28		28	

TOTALS		RPI 1-25				RPI 26-50				W-L RECORDS		RPI 51-100						RPI 100+			
13- 13		0- 0				0- 3				OVERALL		1- 2						12- 8			
9- 6		0- 0				0- 2				HOME		1- 2						8- 2			
4- 7		0- 0				0- 1				AWAY		0- 0						4- 6			
0- 0		0- 0				0- 0				NEUTRAL		0- 0						0- 0			
8- 8		0- 0				0- 1				NON-CONFERENCE		1- 2						7- 5			
6- 4		0- 0				0- 1				HOME		1- 2						5- 1			
2- 4		0- 0				0- 0				AWAY		0- 0						2- 4			
0- 0		0- 0				0- 0				NEUTRAL		0- 0						0- 0			
5- 5		0- 0				0- 2				CONFERENCE		0- 0						5- 3			
3- 2		0- 0				0- 1				HOME		0- 0						3- 1			
2- 3		0- 0				0- 1				AWAY		0- 0						2- 2			
0- 0		0- 0				0- 0				NEUTRAL		0- 0						0- 0			

RPI 1-25				RPI 26-50				RPI 51-100				RPI 101+				Team's RPI: 199					
RPI S	Opponent	Score		RPI S	Opponent	Score		RPI S	Opponent	Score		RPI S	Opponent	Score							
42	H Brigham Young	57	71	79	H Utah	68	70	109	A UC Santa Barb.	58	86										
45	A South Dakota St.	59	61	88	H Boise St.	81	66	139	A North Dakota St.	48	81										
45	H South Dakota St.	78	79	97	H UC Ri versi de	69	70	139	H North Dakota St.	63	71										
								149	A Idaho St.	89	82										
								149	H Idaho St.	74	85										
								162	H San Diego St.	75	44										
								179	A Weber St.	68	60										
								217	H New Mexi co St.	79	72										
								221	A I PFW	70	82										
								221	H I PFW	74	71										
								232	H Utah St.	68	60										
								243	H Montana St.	84	78										
								252	A Portland St.	84	85										
								258	A Portland	57	79										
								262	A Tex. -Pan American	60	53										
								262	H Tex. -Pan American	75	54										
								288	A UC Irvine	75	89										
								302	H Southern Utah	74	63										
								332	A NJIT	79	48										
								332	H NJIT	71	40										

LAST 10 Division I GAMES:																					
262	A Tex. -Pan American	60	53	262	H Tex. -Pan American	75	54														
332	H NJIT	71	40	221	A I PFW	70	82														
221	H I PFW	74	71	332	A NJIT	79	48														
45	A South Dakota St.	59	61	139	H North Dakota St.	63	71														
139	A North Dakota St.	48	81	45	H South Dakota St.	78	79														

U
t
a
h
v
a
l
l
e
y
s
t
.

Utah Valley State.

Utah Valley St.

84 57

Southern Va.

101 82

Non-Div | Games: Mesa St.

Loss, Non-Conf, S Site, H Home A Away N Neutral

Page 308

[illegible]

Non-Div I Games:

VCU

Loss, Non-Conf, S Site, H Home A Away N Neutral

Average RPI Win: 261		WON-LOST RECORD		WINNING PCT. RANK		LAST 10 GAMES		STRENGTH OF SCHEDULE		OPP. STRENGTH OF SCHEDULE		TEAM RPI		ADJ. RPI		CONF. RPI		ADJ CONF. RPI		
Average RPI Loss: 137																				
DIV. I ONLY		18- 11		85		8- 2		285		281		170		173		30		30		
DIV. I NON-CONF.		6- 7		171		1- 0		226		126		203		204		31		31		
TOTALS		RPI 1-25		RPI 26-50		W-L RECORDS		RPI 51-100				RPI 100+								
18- 11		0- 0		0- 2		OVERALL		0- 1				18- 8								
9- 3		0- 0		0- 1		HOME		0- 0				9- 2								
8- 6		0- 0		0- 0		AWAY		0- 1				8- 5								
1- 2		0- 0		0- 1		NEUTRAL		0- 0				1- 1								
6- 7		0- 0		0- 2		NON-CONFERENCE		0- 1				6- 4								
3- 2		0- 0		0- 1		HOME		0- 0				3- 1								
3- 3		0- 0		0- 0		AWAY		0- 1				3- 2								
0- 2		0- 0		0- 1		NEUTRAL		0- 0				0- 1								
12- 4		0- 0		0- 0		CONFERENCE		0- 0				12- 4								
6- 1		0- 0		0- 0		HOME		0- 0				6- 1								
5- 3		0- 0		0- 0		AWAY		0- 0				5- 3								
1- 0		0- 0		0- 0		NEUTRAL		0- 0				1- 0								
RPI 1-25		RPI 26-50		RPI 51-100		RPI 101+ Team's RPI: 173														
RPI S	Opponent	Score	RPI S	Opponent	Score	RPI S	Opponent	Score	RPI S	Opponent	Score	RPI S	Opponent	Score	RPI S	Opponent	Score	RPI S	Opponent	Score
29	H Notre Dame	59 60	55	A Indiana	51 85	105	H Northern Ari z.	62 56	113	N Indiana St.	71 83	117	A UNI	49 67	145	A Oakl and	44 65	145	H Oakl and	57 63
50	N Ball St.	59 68				158	A Northwestern	45 64	169	A Oral Roberts	57 54	169	A Oral Roberts	63 69	169	H Oral Roberts	66 56	221	A IPFW	75 67
						225	H Central Mich.	45 62	229	H Bradley	82 73	248	A IUPUI	65 54	248	H IUPUI	78 72	250	A Akron	50 49
						292	H Chi cago St.	57 46	295	A UMKC	52 51	295	H UMKC	66 48	300	A Western Ill.	57 51	300	H Western Ill.	58 46
						302	A Southern Utah	49 56	302	H Southern Utah	65 47	302	N Southern Utah	60 45	308	A Loyola (Ill.)	77 74	333	A Centenary (La.)	69 43
						333	H Centenary (La.)	84 44												
LAST 10 Division I GAMES:																				
169	A Oral Roberts	63 69	300	H Western Ill.	58 46	333	A Centenary (La.)	84 44												
302	N Southern Utah	60 45	248	A IUPUI	65 54															
302	H Southern Utah	65 47	145	A Oakl and	44 65															
295	H UMKC	66 48	169	H Oral Roberts	66 56															
292	H Chi cago St.	57 46	333	H Centenary (La.)	84 44															

Non-Div I	Games: Huntington	79	58	St. Francis (Ind)	60	46
-----------	-------------------	----	----	-------------------	----	----

Val parai so

Loss, Non-Conf, S Site, H Home A Away N Neutral

Page 310

Valparaiso

Valparaiso

Average RPI Win: 202		WON-LOST RECORD	WINNING PCT. RANK	LAST 10 GAMES	STRENGTH OF SCHEDULE	OPP. STRENGTH OF SCHEDULE	TEAM RPI	ADJ. RPI	CONF. RPI	ADJ CONF. RPI
DIV. I ONLY		19- 12	91	4- 6	261	135	149	151	16	16
DIV. I NON-CONF.		10- 3	42	0- 0	288	90	124	124	16	16
TOTALS		RPI 1-25	RPI 26-50	W-L RECORDS	RPI 51-100	RPI 100+				
19- 12		0- 0	0- 1	OVERALL	2- 4	17- 7				
9- 5		0- 0	0- 0	HOME	2- 1	7- 4				
7- 5		0- 0	0- 0	AWAY	0- 3	7- 2				
3- 2		0- 0	0- 1	NEUTRAL	0- 0	3- 1				
10- 3		0- 0	0- 1	NON-CONFERENCE	1- 1	9- 1				
5- 1		0- 0	0- 0	HOME	1- 0	4- 1				
3- 1		0- 0	0- 0	AWAY	0- 1	3- 0				
2- 1		0- 0	0- 1	NEUTRAL	0- 0	2- 0				
9- 9		0- 0	0- 0	CONFERENCE	1- 3	8- 6				
4- 4		0- 0	0- 0	HOME	1- 1	3- 3				
4- 4		0- 0	0- 0	AWAY	0- 2	4- 2				
1- 1		0- 0	0- 0	NEUTRAL	0- 0	1- 1				
RPI 1-25		RPI 26-50		RPI 51-100		RPI 101+		Team's RPI: 151		
RPI S	Opponent	Score	RPI S	Opponent	Score	RPI S	Opponent	Score		
38 N	South Fla.	62 77	54 A	Hartford	42 56	104 N	Boston College	56 48		
			54 H	Hartford	66 64	114 H	Kent St.	91 73		
			68 A	Minnesota	59 74	133 H	Massachusetts	48 60		
			86 A	Stony Brook	87 96	159 A	Boston U.	87 74		
			86 H	Stony Brook	71 72	159 H	Boston U.	49 61		
			98 H	East Caro.	57 43	164 A	UMBC	46 38		
						164 H	UMBC	72 80		
						164 N	UMBC	56 67		
						171 A	Maine	80 74		
						171 H	Maine	71 57		
						171 N	Maine	70 57		
						223 H	Holy Cross	67 53		
						228 A	Binghamton	55 64		
						228 H	Binghamton	67 77		
						231 H	Siena	75 56		
						236 H	Manhattan	74 65		
						246 A	Rhode Island	75 52		
						249 A	Albany (N. Y.)	59 62		
						249 H	Albany (N. Y.)	65 61		
						257 N	Northeastern	55 47		
						284 A	New Hampshire	59 56		
						284 H	New Hampshire	70 44		
						298 A	Colgate	84 53		
						322 A	Lafayette	73 64		
LAST 10 Division I GAMES:										
164 N	UMBC	56 67	164 H	UMBC	72 80					
171 N	Maine	70 57	228 H	Binghamton	67 77					
249 H	Albany (N. Y.)	65 61	171 A	Maine	80 74					
284 A	New Hampshire	59 56	54 A	Hartford	42 56					
86 A	Stony Brook	87 96	159 H	Boston U.	49 61					

Vermont

Non-Div I Games:

Vermont

Loss,
Non-Conf, S Site,
H Home
A Away
N Neutral

Average RPI Win: 185				WON-LOST RECORD		WINNING PCT. RANK		LAST 10 GAMES		STRENGTH OF SCHEDULE		OPP. STRENGTH OF SCHEDULE		TEAM RPI		ADJ. RPI		CONF. RPI		ADJ CONF. RPI			
Average RPI Loss: 69																							
DIV. I ONLY				8- 21		279		1- 9		22		72		148		142		5		5			
DIV. I NON-CONF.				6- 7		171		0- 0		29		221		98		97		5		5			
TOTALS				RPI 1-25		RPI 26-50		W-L RECORDS		RPI 51-100		RPI 100+											
8- 21				0- 5		2- 6		OVERALL		0- 4		6- 6											
4- 9				0- 1		2- 4		HOME		0- 1		2- 3											
3- 11				0- 4		0- 2		AWAY		0- 2		3- 3											
1- 1				0- 0		0- 0		NEUTRAL		0- 1		1- 0											
6- 7				0- 1		1- 2		NON-CONFERENCE		0- 2		5- 2											
2- 3				0- 0		1- 1		HOME		0- 0		1- 2											
3- 3				0- 1		0- 1		AWAY		0- 1		3- 0											
1- 1				0- 0		0- 0		NEUTRAL		0- 1		1- 0											
2- 14				0- 4		1- 4		CONFERENCE		0- 2		1- 4											
2- 6				0- 1		1- 3		HOME		0- 1		1- 1											
0- 8				0- 3		0- 1		AWAY		0- 1		0- 3											
0- 0				0- 0		0- 0		NEUTRAL		0- 0		0- 0											
RPI 1-25				RPI 26-50				RPI 51-100				RPI 101+ Team's RPI: 142											
RPI	S	Opponent	Score	RPI	S	Opponent	Score	RPI	S	Opponent	Score	RPI	S	Opponent	Score								
3	A	Connecticut	49 92	29	H	Notre Dame	58 75	65	H	DePaul	53 56	103	A	Cincinnati	50 60								
5	H	Rutgers	32 62	30	H	Temple	66 68	66	A	Seton Hall	51 56	138	H	La Salle	62 74								
15	A	George Washington	47 73	33	H	Louisville	59 64	73	N	Tulane	60 72	144	H	Loyola (Md.)	54 61								
17	A	Marquette	70 76	34	A	Delaware	63 68	80	A	St. Joseph's	48 56	148	H	St. John's (N.Y.)	49 59								
22	A	Pittsburgh	53 66	36	H	Marietta	69 64					150	A	Georgetown	51 54								
				37	A	West Virginia	45 59					160	H	Providence	66 47								
				37	H	West Virginia	70 64					218	A	Fairfield	51 37								
				38	H	South Fla.	48 60					219	A	Syracuse	51 62								
												228	A	Binghamton	59 40								
												236	H	Manhattan	62 46								
												240	A	Penn	57 50								
												324	N	North Fla.	66 47								
				LAST 10 Division I GAMES:																			
				160	H	Providence	66 47	66	A	Seton Hall	51 56												
				3	A	Connecticut	49 92	22	A	Pittsburgh	53 66												
				103	A	Cincinnati	50 60	150	A	Georgetown	51 54												
				5	H	Rutgers	32 62	33	H	Louisville	59 64												
				29	H	Notre Dame	58 75	148	H	St. John's (N.Y.)	49 59												

Non-Div I Games:

Villanova

Virginia Tech										Through Games of 2007 Final											
Average RPI Win:		137		WON-LOST RECORD		WINNING PCT. RANK		LAST 10 GAMES		STRENGTH OF SCHEDULE		OPP. STRENGTH OF SCHEDULE		TEAM RPI		ADJ. RPI		CONF. RPI		ADJ CONF. RPI	
Average RPI Loss:		38																			
DIV. I ONLY				19- 15		136		5- 5		23		28		51		49		3		3	
DIV. I NON-CONF.				13- 5		57		2- 1		66		70		41		40		3		3	
TOTALS				RPI 1-25		RPI 26-50		W-L RECORDS		RPI 51-100		RPI 100+									
19- 15				2- 7		2- 3		OVERALL		3- 3		12- 2									
13- 6				2- 3		2- 1		HOME		2- 1		7- 1									
4- 7				0- 3		0- 1		AWAY		1- 2		3- 1									
2- 2				0- 1		0- 1		NEUTRAL		0- 0		2- 0									
13- 5				2- 1		2- 1		NON-CONFERENCE		2- 1		7- 2									
10- 2				2- 1		2- 0		HOME		2- 0		4- 1									
2- 2				0- 0		0- 0		AWAY		0- 1		2- 1									
1- 1				0- 0		0- 1		NEUTRAL		0- 0		1- 0									
6- 10				0- 6		0- 2		CONFERENCE		1- 2		5- 0									
3- 4				0- 2		0- 1		HOME		0- 1		3- 0									
2- 5				0- 3		0- 1		AWAY		1- 1		1- 0									
1- 1				0- 1		0- 0		NEUTRAL		0- 0		1- 0									
RPI 1-25				RPI 26-50		Team's RPI: 49		RPI 51-100		RPI 101+											
RPI	S	Opponent	Score	RPI	S	Opponent	Score	RPI	S	Opponent	Score	RPI	S	Opponent	Score						
2	H	Duke	61 76	30	H	Temple	71 65	52	A	Georgia Tech	49 73	101	H	UAB	81 63						
2	N	Duke	58 79	32	A	Florida St.	47 63	56	A	Virginia Tech	79 76	104	H	Boston College	65 63						
3	H	Connecticut	60 96	32	H	Florida St.	77 79	56	H	Virginia Tech	58 60	121	H	Liberty	71 75						
4	A	North Carolina	62 96	38	H	South Fla.	73 71	59	A	Wisconsin	78 84	123	A	Richmond	70 73						
7	A	Maryland	68 95	45	N	South Dakota St.	55 62	66	H	Seton Hall	85 65	135	A	Clemson	86 85						
7	H	Maryland	74 83					100	H	Charlotte	74 72	135	N	Clemson	89 82						
17	H	Marquette	84 76									143	H	Miami (Fla.)	73 60						
21	A	North Carolina St.	60 71									163	A	Marshall	75 58						
23	H	Old Dominion	92 72									171	H	Maine	86 66						
												181	H	Wake Forest	77 70						
												246	A	Rhode Island	69 56						
												272	N	UCF	76 47						
												304	H	Cleveland St.	100 60						
												324	H	North Fla.	90 57						
				LAST 10 Division I GAMES:																	
				59 A Wisconsin 78 84				135 A Clemson 86 85													
				38 H South Fla. 73 71				52 A Georgia Tech 49 73													
				100 H Charlotte 74 72				32 H Florida St. 77 79													
				2 N Duke 58 79				56 A Virginia Tech 79 76													
				135 N Clemson 89 82				7 H Maryland 74 83													

Non-Div I Games:

Vi rgi ni a

Loss, Non-Conf, S Site, H Home A Away N Neutral

Average RPI Win:	147	WON-LOST	WINNING	LAST 10	STRENGTH OF	OPP. STRENGTH	TEAM	ADJ.	CONF.	ADJ CONF.
Average RPI Loss:	47	RECORD	PCT. RANK	GAMES	SCHEDULE	OF SCHEDULE	RPI	RPI	RPI	RPI

DIV. I ONLY	19- 15	136	4- 6	29	50	56	56	3	3
DIV. I NON-CONF.	12- 6	75	1- 1	70	131	58	58	3	3

TOTALS	RPI 1-25	RPI 26-50	W-L RECORDS	RPI 51-100	RPI 100+
19- 15	0- 8	2- 3	OVERALL	4- 0	13- 4
10- 7	0- 2	0- 3	HOME	3- 0	7- 2
5- 6	0- 4	1- 0	AWAY	1- 0	3- 2
4- 2	0- 2	1- 0	NEUTRAL	0- 0	3- 0
12- 6	0- 2	1- 1	NON-CONFERENCE	3- 0	8- 3
7- 3	0- 0	0- 1	HOME	2- 0	5- 2
2- 2	0- 1	0- 0	AWAY	1- 0	1- 1
3- 1	0- 1	1- 0	NEUTRAL	0- 0	2- 0
7- 9	0- 6	1- 2	CONFERENCE	1- 0	5- 1
3- 4	0- 2	0- 2	HOME	1- 0	2- 0
3- 4	0- 3	1- 0	AWAY	0- 0	2- 1
1- 1	0- 1	0- 0	NEUTRAL	0- 0	1- 0

RPI	S	Opponent	Score
2	A	Duke	65 75
2	H	Duke	54 86
4	A	North Carolina	68 102
4	N	North Carolina	60 90
7	A	Maryland	59 78
10	A	LSU	40 70
21	H	North Carolina St.	63 68
25	N	Iowa St.	69 75

RPI	S	Opponent	Score
32	H	Florida St.	60 70
37	N	West Virginia	60 56
46	H	Auburn	73 81
49	A	Virginia	60 58
49	H	Virginia	76 79

RPI	S	Opponent	Score
52	H	Georgia Tech	73 68
74	H	Western Caro.	74 64
87	A	UNC Greensboro	56 45
100	H	Charlotte	80 68

RPI	S	Opponent	Score
101	A	UAB	59 70
104	A	Boston College	67 52
104	N	Boston College	60 54
120	H	William & Mary	41 64
121	A	Liberty	55 52
125	H	East Tenn. St.	78 64
135	A	Clemson	69 73
140	H	Radford	60 67
143	H	Miami (Fla.)	78 71
157	H	Delaware St.	66 50
181	A	Wake Forest	74 34
181	H	Wake Forest	74 54
204	H	Morehead St.	77 64
220	N	Tennessee Tech	87 52
264	N	Howard	97 78
296	H	Detroit	71 57
303	H	Winston-Salem	43 33

LAST 10 Division I GAMES:

46	H	Auburn	73 81
74	H	Western Caro.	74 64
4	N	North Carolina	60 90
104	N	Boston College	60 54
104	A	Boston College	67 52
21	H	North Carolina St.	63 68
49	H	Virginia	76 79
135	A	Clemson	69 73
7	A	Maryland	59 78
52	H	Georgia Tech	73 68

Non-Div I Games:

Virginia Tech

Loss,
Non-Conf, S Site,
H Home
A Away
N Neutral

Average RPI Win: 311
Average RPI Loss: 207

Average RPI Win:		311	WON-LOST RECORD		WINNING PCT. RANK	LAST 10 GAMES		STRENGTH OF SCHEDULE		OPP. STRENGTH OF SCHEDULE		TEAM RPI	ADJ. RPI	CONF. RPI	ADJ. CONF. RPI
Average RPI Loss:		207													
DIV. I ONLY		3- 26	333		0- 10		279		305		330	331	20	20	
DIV. I NON-CONF.		2- 9	296		0- 0		328		328		334	334	24	24	
TOTALS		RPI 1-25	RPI 26-50		W-L RECORDS		RPI 51-100		RPI 100+						
3- 26		0- 0	0- 0		OVERALL		0- 2		3- 24						
2- 13		0- 0	0- 0		HOME		0- 1		2- 12						
1- 13		0- 0	0- 0		AWAY		0- 1		1- 12						
0- 0		0- 0	0- 0		NEUTRAL		0- 0		0- 0						
2- 9		0- 0	0- 0		NON-CONFERENCE		0- 0		2- 9						
2- 4		0- 0	0- 0		HOME		0- 0		2- 4						
0- 5		0- 0	0- 0		AWAY		0- 0		0- 5						
0- 0		0- 0	0- 0		NEUTRAL		0- 0		0- 0						
1- 17		0- 0	0- 0		CONFERENCE		0- 2		1- 15						
0- 9		0- 0	0- 0		HOME		0- 1		0- 8						
1- 8		0- 0	0- 0		AWAY		0- 1		1- 7						
0- 0		0- 0	0- 0		NEUTRAL		0- 0		0- 0						
RPI S Opponent		Score	RPI S Opponent		Score	RPI S Opponent		Score	RPI S Opponent		Score	Team's RPI: 331			
84 A Robert Morris		50 95				119 A Sacred Heart		49 76	119 H Sacred Heart		54 79				
84 H Robert Morris		47 78				133 A Massachusetts		58 73	136 A Iona		67 74				
						138 H La Salle		53 74	147 A Long Island		47 59				
						147 H Long Island		40 67	156 H Quinnipiac		53 63				
						209 A Monmouth		54 83	209 H Monmouth		50 59				
						224 A Mt. St. Mary's		45 61	224 H Mt. St. Mary's		70 83				
						239 A St. Francis (N.Y.)		47 61	239 H St. Francis (N.Y.)		44 52				
						253 A Fairleigh Dickinson		30 67	253 H Fairleigh Dickinson		49 67				
						270 A Princeton		52 70	273 H American		56 73				
						276 H Cornell		42 57	278 A Central Conn. St.		69 63				
						281 A St. Francis (Pa.)		68 79	281 H St. Francis (Pa.)		62 67				
						284 A New Hampshire		70 80	290 A Columbia		46 66				
						316 H Rider		59 71	322 H Lafayette		72 65				
						332 H NJIT		61 41							
LAST 10 Division I GAMES:		LAST 10 Division I GAMES:		LAST 10 Division I GAMES:		LAST 10 Division I GAMES:		LAST 10 Division I GAMES:		LAST 10 Division I GAMES:		LAST 10 Division I GAMES:			
281 H St. Francis (Pa.)		62 67	209 H Monmouth		50 59	316 H Rider		59 71	322 H Lafayette		72 65	332 H NJIT 61 41			
253 H Fairleigh Dickinson		49 67	119 H Sacred Heart		54 79	322 H Lafayette		72 65	332 H NJIT		61 41				
239 A St. Francis (N.Y.)		47 61	147 A Long Island		47 59	332 H NJIT		61 41							
84 A Robert Morris		50 95	224 A Mt. St. Mary's		45 61										
281 A St. Francis (Pa.)		68 79	147 H Long Island		40 67										

Wagner

Washington				Through Games Of 2007 Final							
Average RPI Win:	140	WON-LOST RECORD	WINNING PCT. RANK	LAST 10 GAMES	STRENGTH OF SCHEDULE	OPP. STRENGTH OF SCHEDULE	TEAM RPI	ADJ. RPI	CONF. RPI	ADJ CONF. RPI	
DIV. I ONLY	18- 13	112	5- 5	34	46	53	51	6	6		
DIV. I NON-CONF.	7- 5	116	0- 1	6	25	30	29	6	6		
<hr/>											
TOTALS	RPI 1-25		RPI 26-50		W-L RECORDS		RPI 51-100		RPI 100+		
18- 13	1- 8		2- 1		OVERALL		4- 2		11- 2		
12- 3	1- 2		1- 1		HOME		3- 0		7- 0		
6- 8	0- 5		1- 0		AWAY		1- 1		4- 2		
0- 2	0- 1		0- 0		NEUTRAL		0- 1		0- 0		
7- 5	1- 4		1- 0		NON-CONFERENCE		1- 0		4- 1		
6- 0	1- 0		1- 0		HOME		1- 0		3- 0		
1- 4	0- 3		0- 0		AWAY		0- 0		1- 1		
0- 1	0- 1		0- 0		NEUTRAL		0- 0		0- 0		
11- 8	0- 4		1- 1		CONFERENCE		3- 2		7- 1		
6- 3	0- 2		0- 1		HOME		2- 0		4- 0		
5- 4	0- 2		1- 0		AWAY		1- 1		3- 1		
0- 1	0- 0		0- 0		NEUTRAL		0- 1		0- 0		
<hr/>											
RPI 1-25		RPI 26-50			RPI 51-100		Team's RPI: 51	RPI 101+			
RPI S	Opponent	Score	RPI S	Opponent	Score	RPI S	Opponent	Score	RPI S	Opponent	Score
6 A	Purdue	64 88	32 H	Florida St.	84 65	53 H	Gonzaga	75 61	106 A	UCLA	67 73
12 A	Ohio St.	79 84	35 A	Cal i forn i a	79 76	75 A	Southern	58 78	106 H	UCLA	72 67
14 A	Ari zona St.	83 88	35 H	Cal i forn i a	49 72		Cal i forn i a		114 A	Kent St.	78 81
14 H	Ari zona St.	64 75				75 H	Southern	76 60	117 H	UNI	81 63
16 A	Stanford	54 80					Cal i forn i a		126 A	Ari zona	83 66
16 H	Stanford	56 77				75 N	Southern	77 81	126 H	Ari zona	79 64
17 A	Marquette	61 78					Cal i forn i a		170 H	Nevada	79 60
24 H	Texas A&M	65 59				93 A	Oregon	60 56	186 H	St. Louis	96 69
25 N	Iowa St.	60 79				93 H	Oregon	61 46	222 A	Oregon St.	71 67
									222 H	Oregon St.	70 59
									280 A	Washi ngton St.	81 49
									280 H	Washi ngton St.	86 64
									287 A	Eastern Wash.	67 59
<hr/>											
LAST 10 Div					si on I GAMES:						
25 N	Iowa St.	60 79	16 A	Stanford	54 80						
75 N	Southern Cal i forn i a	77 81	35 A	Cal i forn i a	79 76						
93 H	Oregon	61 46	126 H	Ari zona	79 64						
222 H	Oregon St.	70 59	14 H	Ari zona St.	64 75						
280 A	Washi ngton St.	81 49	75 A	Southern Cal i forn i a	58 78						

Washington

W
a
s
h
i
n
g
t
o
n

Non-Div I Games:

Washington

Loss, Non-Conf, S Site, H Home A Away N Neutral

Average RPI Win:		294	WON-LOST	WINNING	LAST 10	STRENGTH OF	OPP. STRENGTH	TEAM	ADJ.	CONF.	ADJ CONF.
Average RPI Loss:		98	RECORD	PCT. RANK	GAMES	SCHEDULE	OF SCHEDULE	RPI	RPI	RPI	RPI
DIV. I ONLY	5- 24	317	0- 10	177	77	281	280	6	6		
DIV. I NON-CONF.	4- 6	212	0- 0	320	289	290	289	6	6		
TOTALS	RPI 1-25	RPI 26-50	W-L RECORDS	RPI 51-100	RPI 100+						
5- 24	0- 4	0- 2	OVERALL	0- 8	5- 10						
3- 11	0- 2	0- 1	HOME	0- 4	3- 4						
2- 11	0- 2	0- 1	AWAY	0- 4	2- 4						
0- 2	0- 0	0- 0	NEUTRAL	0- 0	0- 2						
4- 6	0- 0	0- 0	NON-CONFERENCE	0- 2	4- 4						
3- 2	0- 0	0- 0	HOME	0- 1	3- 1						
1- 3	0- 0	0- 0	AWAY	0- 1	1- 2						
0- 1	0- 0	0- 0	NEUTRAL	0- 0	0- 1						
1- 18	0- 4	0- 2	CONFERENCE	0- 6	1- 6						
0- 9	0- 2	0- 1	HOME	0- 3	0- 3						
1- 8	0- 2	0- 1	AWAY	0- 3	1- 2						
0- 1	0- 0	0- 0	NEUTRAL	0- 0	0- 1						
RPI S Opponent	RPI 1-25	Score	RPI S Opponent	RPI 26-50	Score	RPI S Opponent	RPI 51-100	Score	RPI S Opponent	RPI 101+	Team's RPI: 280
14 A Arizona St.	44	89	35 A Cal i forni a	45	72	51 A Washi ngton	64	86	106 A UCLA	70	73
14 H Arizona St.	41	66	35 H Cal i forni a	48	55	51 H Washi ngton	49	81	106 H UCLA	71	74
16 A Stanford	34	60				60 H Montana	60	71	106 N UCLA	58	72
16 H Stanford	55	63				72 A Kentucky	51	80	126 A Ari zona	57	59
						75 A Southern	47	65	126 H Ari zona	51	55
						Cal i forni a			176 A Santa Clara	72	80
						75 H Southern	56	62	181 N Wake Forest	37	45
						Cal i forni a			222 A Oregon St.	58	41
						93 A Oregon	55	66	222 H Oregon St.	61	66
						93 H Oregon	34	51	243 H Montana St.	64	70
									258 A Portland	56	67
									287 H Eastern Wash.	76	70
									314 A San Jose St.	72	61
									317 H Northwestern St.	72	70
									328 H Sacramento St.	79	65
LAST 10 Division I GAMES:											
106 N UCLA	58	72	16 A Stanford	34	60						
222 H Oregon St.	61	66	14 H Ari zona St.	41	66						
93 H Oregon	34	51	126 H Ari zona	51	55						
51 H Washi ngton	49	81	106 A UCLA	70	73						
35 A Cal i forni a	45	72	75 A Southern Cal i forni a	47	65						

Washington St.

Non-Div I Games:

Washington St.

Loss,
Non-Conf, S Site,
H Home
A Away
N Neutral

Average RPI Win: 241		WON-LOST	WINNING	LAST 10	STRENGTH OF	OPP. STRENGTH	TEAM	ADJ.	CONF.	ADJ CONF.
Average RPI Loss: 127		RECORD	PCT. RANK	GAMES	SCHEDULE	OF SCHEDULE	RPI	RPI	RPI	RPI
DIV. I ONLY		16- 14	151	5- 5	241	197	177	179	19	19
DIV. I NON-CONF.		6- 8	196	1- 0	232	149	213	215	20	20
TOTALS		RPI 1-25	RPI 26-50	W-L RECORDS	RPI 51-100	RPI 100+				
16- 14		0- 0	0- 1	OVERALL	1- 5	15- 8				
9- 4		0- 0	0- 0	HOME	1- 2	8- 2				
5- 8		0- 0	0- 1	AWAY	0- 2	5- 5				
2- 2		0- 0	0- 0	NEUTRAL	0- 1	2- 1				
6- 8		0- 0	0- 1	NON-CONFERENCE	0- 4	6- 3				
3- 3		0- 0	0- 0	HOME	0- 2	3- 1				
2- 4		0- 0	0- 1	AWAY	0- 1	2- 2				
1- 1		0- 0	0- 0	NEUTRAL	0- 1	1- 0				
10- 6		0- 0	0- 0	CONFERENCE	1- 1	9- 5				
6- 1		0- 0	0- 0	HOME	1- 0	5- 1				
3- 4		0- 0	0- 0	AWAY	0- 1	3- 3				
1- 1		0- 0	0- 0	NEUTRAL	0- 0	1- 1				
RPI 1-25		RPI 26-50		RPI 51-100		RPI 101+		Team's RPI: 179		
RPI S	Opponent	Score	RPI S	Opponent	Score	RPI S	Opponent	Score		
			42 A Brigham Young	42 79	60 A Montana	61 76	105 A Northern Ari z.	57 73		
					60 H Montana	64 49	105 H Northern Ari z.	79 64		
					71 A Kansas St.	54 59	109 A UC Santa Barb.	57 62		
					74 N Western Caro.	70 72	117 H UNI	69 58		
					79 H Utah	43 77	149 A Idaho St.	56 81		
					92 H Southern Ill.	65 69	149 H Idaho St.	65 78		
							149 N Idaho St.	63 72		
							186 H St. Louis	77 75		
							199 H Utah Valley St.	60 68		
							232 A Utah St.	72 55		
							243 A Montana St.	63 66		
							243 H Montana St.	67 66		
							251 A Air Force	73 78		
							252 A Portland St.	71 54		
							252 H Portland St.	83 62		
							252 N Portland St.	77 67		
							287 A Eastern Wash.	64 52		
							287 H Eastern Wash.	73 56		
							307 N Idaho	98 57		
							310 A Northern Col o.	56 45		
							310 H Northern Col o.	78 66		
							328 A Sacramento St.	69 46		
							328 H Sacramento St.	79 75		
		LAST 10 Division I GAMES:								
			149 N Idaho St.	63 72	60 A Montana	61 76				
			252 N Portland St.	77 67	252 H Portland St.	83 62				
			243 A Montana St.	63 66	287 H Eastern Wash.	73 56				
			149 A Idaho St.	56 81	105 A Northern Ari z.	57 73				
			328 H Sacramento St.	79 75	310 A Northern Col o.	56 45				

Weber St.

Non-Div I Games: Northwest Nazarene 70

Weber St.

■ Loss,
 ■ Non-Conf,
 ■ S Site,
 ■ H Home
 ■ A Away
 N Neutral

Average RPI Win:		142	WON-LOST	WINNING	LAST 10	STRENGTH OF	OPP. STRENGTH	TEAM	ADJ.	CONF.	ADJ CONF.
Average RPI Loss:		30	RECORD	PCT. RANK	GAMES	SCHEDULE	OF SCHEDULE	RPI	RPI	RPI	RPI
DIV. I ONLY		21- 11	68	6- 4	50	23	38	37	5	5	
DIV. I NON-CONF.		10- 5	75	1- 1	75	28	52	52	5	5	
TOTALS		RPI 1-25	RPI 26-50	W-L RECORDS		RPI 51-100	RPI 100+				
21- 11		1- 7	3- 2	OVERALL		3- 1	14- 1				
13- 1		0- 1	1- 0	HOME		2- 0	10- 0				
4- 6		1- 4	1- 1	AWAY		1- 0	1- 1				
4- 4		0- 2	1- 1	NEUTRAL		0- 1	3- 0				
10- 5		0- 4	1- 0	NON-CONFERENCE		1- 1	8- 0				
6- 0		0- 0	0- 0	HOME		1- 0	5- 0				
0- 2		0- 2	0- 0	AWAY		0- 0	0- 0				
4- 3		0- 2	1- 0	NEUTRAL		0- 1	3- 0				
11- 6		1- 3	2- 2	CONFERENCE		2- 0	6- 1				
7- 1		0- 1	1- 0	HOME		1- 0	5- 0				
4- 4		1- 2	1- 1	AWAY		1- 0	1- 1				
0- 1		0- 0	0- 1	NEUTRAL		0- 0	0- 0				
RPI 1-25		RPI 26-50		Team's RPI: 37		RPI 51-100		RPI 101+			
RPI S	Opponent	Score	RPI S	Opponent	Score	RPI S	Opponent	Score	RPI S	Opponent	Score
1 A	Tennessee	51 66	28 N	Xavier	65 52	56 N	Virginia Tech	56 60	103 H	Cincinnati	61 49
3 H	Connecticut	44 63	29 A	Notre Dame	67 77	65 A	DePaul	74 63	142 A	Villanova	64 70
5 A	Rutgers	49 55	33 A	Louisville	76 71	66 H	Seton Hall	79 54	142 H	Villanova	59 45
10 A	LSU	25 64	33 N	Louisville	56 68	77 H	Coppin St.	54 53	145 H	Oakland	70 61
10 N	LSU	43 49	38 H	South Fla.	73 64				148 H	St. John's (N.Y.)	66 42
17 A	Marquette	50 74							150 A	Georgetown	69 47
22 A	Pittsburgh	57 46							160 H	Providence	69 57
24 N	Texas A&M	52 55							163 N	Marshall	76 54
									165 H	Houston	73 47
									194 H	Wofford	78 30
									219 H	Syracuse	67 49
									256 H	Duquesne	77 42
									264 N	Howard	84 61
									273 N	American	57 55
									281 H	St. Francis (Pa.)	98 60
LAST 10 Division I GAMES:											
10 N	LSU	43 49	22 A	Pittsburgh	57 46						
28 N	Xavier	65 52	38 H	South Fla.	73 64						
33 N	Louisville	56 68	5 A	Rutgers	49 55						
33 A	Louisville	76 71	148 H	St. John's (N.Y.)	66 42						
103 H	Cincinnati	61 49	29 A	Notre Dame	67 77						

Non-Div I Games:

West Virginia

Western Conf.														
Average RPI Win:		172	WON-LOST RECORD		WINNING PCT. RANK	LAST 10 GAMES		STRENGTH OF SCHEDULE		OPP. STRENGTH OF SCHEDULE	TEAM RPI	ADJ. RPI	CONF. RPI	ADJ CONF. RPI
Average RPI Loss:		108												
DIV. I ONLY		24- 10	55		7- 3		108		112		71	74	14	14
DIV. I NON-CONF.		7- 6	133		1- 1		98		54		99	98	14	14

TOTALS		RPI 1-25		RPI 26-50		W-L RECORDS		RPI 51-100		RPI 100+				
24- 10		0- 1		2- 3		OVERALL		4- 2		18- 4				
9- 3		0- 0		1- 1		HOME		1- 1		7- 1				
11- 4		0- 1		1- 1		AWAY		2- 1		8- 1				
4- 3		0- 0		0- 1		NEUTRAL		1- 0		3- 2				
7- 6		0- 1		0- 2		NON-CONFERENCE		1- 1		6- 2				
2- 1		0- 0		0- 1		HOME		0- 0		2- 0				
3- 3		0- 1		0- 1		AWAY		0- 1		3- 0				
2- 2		0- 0		0- 0		NEUTRAL		1- 0		1- 2				
17- 4		0- 0		2- 1		CONFERENCE		3- 1		12- 2				
7- 2		0- 0		1- 0		HOME		1- 1		5- 1				
8- 1		0- 0		1- 0		AWAY		2- 0		5- 1				
2- 1		0- 0		0- 1		NEUTRAL		0- 0		2- 0				

RPI 1-25		RPI 26-50		RPI 51-100		Team's RPI: 74		RPI 101+						
RPI S	Opponent	Score		RPI S	Opponent	Score		RPI S	Opponent	Score		RPI S	Opponent	Score
4	A North Carolina	58 87		28	A Xavier	50 79		56	A Virginia Tech	64 74		111	H Eastern Mi ch.	69 61
				41	A Chattanooga	80 72		69	A Davidson	67 56		125	H East Tenn. St.	91 63
				41	H Chattanooga	75 66		69	H Davidson	60 75		141	A UNC Asheville	81 78
				41	N Chattanooga	66 84		80	N St. Joseph's	69 51		179	N Weber St.	72 70
				46	H Auburn	56 71		87	A UNC Greensboro	53 52		181	A Wake Forest	74 71
								87	H UNC Greensboro	73 67		185	N Toledo	61 67
												194	A Wofford	76 67
												194	H Wofford	79 65
												198	A Ga. Southern	73 68
												198	H Ga. Southern	81 83
												198	N Ga. Southern	73 59
												202	A Appalachi an St.	77 68
												202	H Appalachi an St.	71 60
												215	N Eastern Ky.	66 83
												242	A El on	49 54
												242	H El on	77 66
												245	A Furman	58 47
												245	H Furman	72 48
												245	N Furman	79 56
												268	A Col orado St.	64 60
												279	A Col . of Charleston	80 59
												279	H Col . of Charleston	64 52

LAST 10 Division I GAMES:														
				56	A Virginia Tech	64 74		87	H UNC Greensboro	73 67				
				125	H East Tenn. St.	91 63		279	A Col . of Charleston	80 59				
				41	N Chattanooga	66 84		245	H Furman	72 48				
				198	N Ga. Southern	73 59		198	H Ga. Southern	81 83				
				245	N Furman	79 56		41	H Chattanooga	75 66				

Non-Div I Games:

Western Caro.

Loss,
Non-Conf, S Site,
H Home
A Away
N Neutral

[illegible]

Non-Div | Games: Hannibal-La Gran81 47 III.-Springfield68 37

Western III.

Loss, Non-Conf, S Site, H Home A Away N Neutral

Page 323

Western Ill.

Average RPI Win: 218		WON-LOST	WINNING	LAST 10	STRENGTH OF	OPP. STRENGTH	TEAM	ADJ.	CONF.	ADJ CONF.
Average RPI Loss: 100		RECORD	PCT. RANK	GAMES	SCHEDULE	OF SCHEDULE	RPI	RPI	RPI	RPI
DIV. I ONLY	14- 18	195	5- 5	133	118	165	167	11	11	
DIV. I NON-CONF.	7- 7	146	0- 0	184	138	164	164	13	13	
TOTALS	RPI 1-25	RPI 26-50	W-L RECORDS	RPI 51-100	RPI 100+					
14- 18	0- 2	1- 6	OVERALL	0- 1	13- 9					
10- 3	0- 1	1- 0	HOME	0- 0	9- 2					
2- 11	0- 0	0- 3	AWAY	0- 1	2- 7					
2- 4	0- 1	0- 3	NEUTRAL	0- 0	2- 0					
7- 7	0- 1	0- 4	NON-CONFERENCE	0- 1	7- 1					
5- 0	0- 0	0- 0	HOME	0- 0	5- 0					
1- 4	0- 0	0- 2	AWAY	0- 1	1- 1					
1- 3	0- 1	0- 2	NEUTRAL	0- 0	1- 0					
7- 11	0- 1	1- 2	CONFERENCE	0- 0	6- 8					
5- 3	0- 1	1- 0	HOME	0- 0	4- 2					
1- 7	0- 0	0- 1	AWAY	0- 0	1- 6					
1- 1	0- 0	0- 1	NEUTRAL	0- 0	1- 0					
RPI S Opponent	RPI 1-25	Score	RPI S Opponent	RPI 26-50	Score	RPI S Opponent	RPI 51-100	Score	RPI S Opponent	RPI 101+ Team's RPI: 167
17 N Marquette	61	74	28 N Xavier	62	69	59 A Wisconsin	77	80	110 A Ohio	71 55
20 H Bowling Green	62	90	29 A Notre Dame	67	87				111 A Eastern Mich.	45 69
			30 A Temple	35	78				111 H Eastern Mich.	58 79
			46 N Auburn	86	95				114 A Kent St.	65 78
			50 A Ball St.	60	76				115 A Northern Ill.	73 79
			50 H Ball St.	81	68				115 H Northern Ill.	67 56
			50 N Ball St.	53	56				183 H Miami (Ohio)	90 68
									183 N Miami (Ohio)	74 58
									185 A Toledo	66 74
									185 H Toledo	72 76
									187 A Ill. -Chicago	83 87
									225 A Central Mich.	78 91
									225 H Central Mich.	80 66
									235 A Buffalo	48 61
									248 H IUPUI	78 63
									250 H Akron	82 58
									251 A Air Force	71 54
									262 N Tex. -Pan American	95 77
									286 H Md. -East. Shore	66 62
									292 H Chicago St.	54 47
									296 H Detroit	85 72
									304 H Cleveland St.	93 79
			LAST 10 Division I GAMES:							
			50 N Ball St.	53	56	50 H Ball St.	81	68		
			183 N Miami (Ohio)	74	58	225 H Central Mich.	80	66		
			185 A Toledo	66	74	183 H Miami (Ohio)	90	68		
			115 H Northern Ill.	67	56	235 A Buffalo	48	61		
			111 A Eastern Mich.	45	69	114 A Kent St.	65	78		

Western Mich.

Non-Div I Games:

Western Mich.

Loss,
Non-Conf, S Site,
H Home
A Away
N Neutral

Average RPI Win: 238		WON-LOST	WINNING	LAST 10	STRENGTH OF	OPP. STRENGTH	TEAM	ADJ.	CONF.	ADJ CONF.
Average RPI Loss: 139		RECORD	PCT. RANK	GAMES	SCHEDULE	OF SCHEDULE	RPI	RPI	RPI	RPI
DIV. I ONLY		9- 20	258	2- 8	186	198	256	254	15	15
DIV. I NON-CONF.		5- 5	146	0- 0	193	308	192	193	15	15
TOTALS		RPI 1-25	RPI 26-50	W-L RECORDS	RPI 51-100	RPI 100+				
9- 20		0- 0	0- 1	OVERALL	1- 4	8- 15				
8- 9		0- 0	0- 1	HOME	1- 1	7- 7				
1- 11		0- 0	0- 0	AWAY	0- 3	1- 8				
0- 0		0- 0	0- 0	NEUTRAL	0- 0	0- 0				
5- 5		0- 0	0- 1	NON-CONFERENCE	0- 1	5- 3				
5- 3		0- 0	0- 1	HOME	0- 0	5- 2				
0- 2		0- 0	0- 0	AWAY	0- 1	0- 1				
0- 0		0- 0	0- 0	NEUTRAL	0- 0	0- 0				
4- 15		0- 0	0- 0	CONFERENCE	1- 3	3- 12				
3- 6		0- 0	0- 0	HOME	1- 1	2- 5				
1- 9		0- 0	0- 0	AWAY	0- 2	1- 7				
0- 0		0- 0	0- 0	NEUTRAL	0- 0	0- 0				
RPI 1-25		RPI 26-50		RPI 51-100		RPI 101+		Team's RPI: 254		
RPI S	Opponent	Score	RPI S	Opponent	Score	RPI S	Opponent	Score		
48	H Hofstra	72 79	82	A Arkansas	70 80	113	A Indiana St.	63 96		
			85	A Illinois St.	73 87	113	H Indiana St.	56 73		
			85	H Illinois St.	75 69	117	A UNI	49 53		
			92	A Southern Ill.	39 72	117	H UNI	56 66		
			92	H Southern Ill.	64 74	131	A Evansville	68 77		
						131	H Evansville	97 99		
						162	A San Diego St.	73 74		
						168	A Drake	61 69		
						168	A Drake	63 78		
						168	H Drake	64 67		
						169	H Oral Roberts	55 71		
						191	A Creighton	66 72		
						191	H Creighton	68 71		
						192	H Jackson St.	69 48		
						197	H Prairie View	81 60		
						217	H New Mexico St.	69 72		
						229	A Bradley	77 88		
						229	H Bradley	73 60		
						260	A Missouri St.	75 67		
						260	H Missouri St.	68 65		
						295	H UMKC	78 71		
						310	H Northern Colo.	80 55		
						313	H Pacific	71 55		
		LAST 10 Division I GAMES:								
168	A Drake	63 78	229	A Bradley	77 88					
92	A Southern Ill.	39 72	117	A UNI	49 53					
131	A Evansville	68 77	85	H Illinois St.	75 69					
191	H Creighton	68 71	113	H Indiana St.	56 73					
168	H Drake	64 67	260	H Missouri St.	68 65					

Non-Div I Games:

Wichita St.

Loss, Non-Conf, S Site, H Home A Away N Neutral

Wichita St.

[illegible]

Non-Div I Games:

William & Mary

Loss, Non-Conf, S Site, H Home A Away N Neutral

Average RPI Win: 313		WON-LOST RECORD	WINNING PCT. RANK	LAST 10 GAMES	STRENGTH OF SCHEDULE	OPP. STRENGTH OF SCHEDULE	TEAM RPI	ADJ. RPI	CONF. RPI	ADJ CONF. RPI
DIV. I ONLY		8- 18	266	4- 6	314	290	299	303	31	31
DIV. I NON-CONF.		5- 17	285	2- 5	256	285	300	304	28	28
TOTALS		RPI 1-25	RPI 26-50	W-L RECORDS		RPI 51-100	RPI 100+			
8- 18		0- 1	0- 1	OVERALL		0- 2	8- 14			
4- 4		0- 0	0- 0	HOME		0- 0	4- 4			
4- 13		0- 1	0- 1	AWAY		0- 2	4- 9			
0- 1		0- 0	0- 0	NEUTRAL		0- 0	0- 1			
5- 17		0- 1	0- 1	NON-CONFERENCE		0- 2	5- 13			
2- 4		0- 0	0- 0	HOME		0- 0	2- 4			
3- 12		0- 1	0- 1	AWAY		0- 2	3- 8			
0- 1		0- 0	0- 0	NEUTRAL		0- 0	0- 1			
3- 1		0- 0	0- 0	CONFERENCE		0- 0	3- 1			
2- 0		0- 0	0- 0	HOME		0- 0	2- 0			
1- 1		0- 0	0- 0	AWAY		0- 0	1- 1			
0- 0		0- 0	0- 0	NEUTRAL		0- 0	0- 0			
RPI 1-25		RPI 26-50		RPI 51-100		RPI 101+		Team's RPI: 303		
RPI S	Opponent	Score	RPI S	Opponent	Score	RPI S	Opponent	Score		
4	A North Carolina	32 83	46	A Auburn	47 85	52	A Georgi a Tech	43 75	140	A Radford 48 72
						56	A Vi rgi ni a Tech	33 43	146	A Towson 51 76
									146	H Towson 50 57
									157	A Del aware St. 53 67
									157	H Del aware St. 51 67
									181	A Wake Forest 66 82
									202	H Appal achi an St. 52 66
									211	A Morgan St. 71 66
									242	A El on 42 50
									263	A Navy 39 58
									284	N New Hampshi re 55 63
									286	A Md. -East. Shore 48 54
									286	H Md. -East. Shore 49 62
									289	A Longwood 65 69
									294	A Al abama St. 63 76
									321	A Savannah St. 66 58
									321	H Savannah St. 80 60
									326	A Norfol k St. 75 64
									326	H Norfol k St. 56 47
									332	H NJIT 72 41
									335	A Bethune-Cookman 59 50
									335	H Bethune-Cookman 49 44
			LAST 10 Di v			si on I GAMES:				
			321	H Savannah St.	80 60	181	A Wake Forest	66 82		
			289	A Longwood	65 69	157	A Del aware St.	53 67		
			335	H Bethune-Cookman	49 44	321	A Savannah St.	66 58		
			211	A Morgan St.	71 66	286	H Md. -East. Shore	49 62		
			263	A Navy	39 58	140	A Radford	48 72		

Non-Div I Games: Johnson C. Smith 63 73 Livingstone 61 72 S. C. -Aiken 56 61 Winston-Salem

Winston-Salem

Winston-Salem

[illegible]W
i
n
t
h
r
o
pW
i
n
t
h
r
o
p

Non-Div l Games:

Wi nthrop

Loss, Non-Conf, S Site, H Home A Away N Neutral

Average RPI Win: 206		WON-LOST	WINNING	LAST 10	STRENGTH OF	OPP. STRENGTH	TEAM	ADJ.	CONF.	ADJ CONF.
Average RPI Loss: 39		RECORD	PCT. RANK	GAMES	SCHEDULE	OF SCHEDULE	RPI	RPI	RPI	RPI
DIV. I ONLY	29- 4	7	9- 1	176	189	41	44	25	24	
DIV. I NON-CONF.	10- 4	61	1- 1	27	23	25	25	23	23	
TOTALS	RPI 1-25	RPI 26-50	W-L RECORDS	RPI 51-100	RPI 100+					
29- 4	0- 2	1- 0	OVERALL	4- 2	24- 0					
17- 1	0- 0	0- 0	HOME	3- 1	14- 0					
10- 3	0- 2	0- 0	AWAY	0- 1	10- 0					
2- 0	0- 0	1- 0	NEUTRAL	1- 0	0- 0					
10- 4	0- 2	1- 0	NON-CONFERENCE	4- 2	5- 0					
6- 1	0- 0	0- 0	HOME	3- 1	3- 0					
2- 3	0- 2	0- 0	AWAY	0- 1	2- 0					
2- 0	0- 0	1- 0	NEUTRAL	1- 0	0- 0					
19- 0	0- 0	0- 0	CONFERENCE	0- 0	19- 0					
11- 0	0- 0	0- 0	HOME	0- 0	11- 0					
8- 0	0- 0	0- 0	AWAY	0- 0	8- 0					
0- 0	0- 0	0- 0	NEUTRAL	0- 0	0- 0					
RPI S Opponent Score	RPI 1-25	RPI 26-50 Team's RPI: 44	RPI S Opponent Score	RPI 51-100	RPI 101+					
3 A Connecticut 70 94			43 N New Mexico 59 52	59 H Wisconsin 70 66	105 A Northern Ariz. 75 64					
17 A Marquette 63 67				65 H DePaul 70 71	113 H Indiana St. 84 66					
				68 N Minnesota 75 66	139 H North Dakota St. 77 51					
				71 A Kansas St. 67 72	145 H Oakland 90 68					
				81 H Iowa 67 43	174 A Butler 81 64					
				85 H Illinois St. 92 64	174 H Butler 84 70					
					174 H Butler 91 64					
					187 A Ill. -Chicago 58 45					
					187 H Ill. -Chicago 59 47					
					216 A Wis. -Milwaukee 72 63					
					216 H Wis. -Milwaukee 85 70					
					216 H Wis. -Milwaukee 84 79					
					282 A Wright St. 67 53					
					282 H Wright St. 73 42					
					292 A Chicago St. 68 48					
					296 A Detroit 86 70					
					296 H Detroit 88 60					
					296 H Detroit 81 58					
					304 A Cleveland St. 69 66					
					304 H Cleveland St. 82 39					
					305 A Youngstown St. 74 62					
					305 H Youngstown St. 83 49					
					308 A Loyola (Ill.) 78 60					
					308 H Loyola (Ill.) 87 71					
		LAST 10 Division I GAMES:								
		3 A Connecticut 70 94			187 A Ill. -Chicago 58 45					
		43 N New Mexico 59 52			308 A Loyola (Ill.) 78 60					
		174 H Butler 91 64			174 H Butler 84 70					
		216 H Wis. -Milwaukee 84 79			282 H Wright St. 73 42					
		296 H Detroit 81 58			304 A Cleveland St. 69 66					

Non-Div I Games:

Wis.-Green Bay

Wis.-Green Bay

Wis.-Green Bay

Average RPI Win: 233		WON-LOST RECORD		WINNING PCT. RANK		LAST 10 GAMES		STRENGTH OF SCHEDULE		OPP. STRENGTH OF SCHEDULE		TEAM RPI		ADJ. RPI		CONF. RPI		ADJ CONF. RPI	
DIV. I ONLY		11- 16		215		4- 6		148		144		193		194		14		14	
DIV. I NON-CONF.		4- 4		146		0- 0		212		134		183		187		14		14	
TOTALS		RPI 1-25		RPI 26-50		W-L RECORDS		RPI 51-100		RPI 100+									
11- 16		0- 1		0- 3		OVERALL		1- 6		10- 6									
7- 5		0- 0		0- 1		HOME		1- 2		6- 2									
4- 10		0- 1		0- 2		AWAY		0- 3		4- 4									
0- 1		0- 0		0- 0		NEUTRAL		0- 1		0- 0									
4- 4		0- 1		0- 1		NON-CONFERENCE		0- 0		4- 2									
3- 0		0- 0		0- 0		HOME		0- 0		3- 0									
1- 4		0- 1		0- 1		AWAY		0- 0		1- 2									
0- 0		0- 0		0- 0		NEUTRAL		0- 0		0- 0									
7- 12		0- 0		0- 2		CONFERENCE		1- 6		6- 4									
4- 5		0- 0		0- 1		HOME		1- 2		3- 2									
3- 6		0- 0		0- 1		AWAY		0- 3		3- 2									
0- 1		0- 0		0- 0		NEUTRAL		0- 1		0- 0									
RPI 1-25		RPI 26-50		RPI 51-100		RPI 101+		Team's RPI: 194											
RPI S	Opponent	Score		RPI S	Opponent	Score		RPI S	Opponent	Score		RPI S	Opponent	Score					
4	A North Carolina	36 95		37	A West Virginia	30 78		69	A Davidson	39 86		135	A Clemson	81 94					
				41	A Chattanooga	49 68		69	H Davidson	68 65		181	A Wake Forest	72 74					
				41	H Chattanooga	62 96		69	N Davidson	62 71		184	A N. C. A&T	66 60					
								74	A Western Caro.	65 79		198	A Ga. Southern	58 74					
								74	H Western Caro.	67 76		198	H Ga. Southern	67 82					
								87	A UNC Greensboro	66 71		202	A Appalachi an St.	69 65					
								87	H UNC Greensboro	54 62		202	H Appalachi an St.	63 52					
												242	A El on	50 43					
												242	H El on	56 47					
												245	A Furman	40 48					
												245	H Furman	47 51					
												269	H Gardner-Webb	57 47					
												279	A Col. of Charleston	41 39					
												279	H Col. of Charleston	56 47					
												293	H Winthrop	77 51					
												297	H Charleston So.	86 60					
				LAST 10 Division I GAMES:															
				69	N Davidson	62 71		245	H Furman	47 51									
				41	A Chattanooga	49 68		242	A El on	50 43									
				87	A UNC Greensboro	66 71		279	A Col. of Charleston	41 39									
				69	H Davidson	68 65		198	H Ga. Southern	67 82									
				202	H Appalachi an St.	63 52		74	A Western Caro.	65 79									

Non-Div I Games: Montreat

81 49

Southern Va.

83 48

Wofford

Loss,
Non-Conf, S Site,
H Home
A Away
N Neutral

Average RPI Win:

271

Average RPI Loss:

174

WON-LOST
RECORDWINNING
PCT. RANKLAST 10
GAMESSTRENGTH OF
SCHEDULEOPP. STRENGTH
OF SCHEDULETEAM
RPIADJ.
RPICONF.
RPIADJ CONF.
RPI

DIV. I ONLY

10- 18

237

5- 5

295

269

282

282

25

24

DIV. I NON-CONF.

2- 9

296

0- 0

252

180

303

302

23

23

TOTALS

RPI 1-25

RPI 26-50

W-L RECORDS

RPI 51-100

RPI 100+

10- 18

0- 0

0- 3

OVERALL

0- 1

10- 14

6- 8

0- 0

0- 1

HOME

0- 0

6- 7

4- 8

0- 0

0- 2

AWAY

0- 0

4- 6

0- 2

0- 0

0- 0

NEUTRAL

0- 1

0- 1

2- 9

0- 0

0- 1

NON-CONFERENCE

0- 1

2- 7

2- 4

0- 0

0- 0

HOME

0- 0

2- 4

0- 3

0- 0

0- 1

AWAY

0- 0

0- 2

0- 2

0- 0

0- 0

NEUTRAL

0- 1

0- 1

8- 9

0- 0

0- 2

CONFERENCE

0- 0

8- 7

4- 4

0- 0

0- 1

HOME

0- 0

4- 3

4- 5

0- 0

0- 1

AWAY

0- 0

4- 4

0- 0

0- 0

0- 0

NEUTRAL

0- 0

0- 0

RPI 1-25

RPI 26-50

RPI 51-100

RPI 101+

Team's RPI: 282

RPI S Opponent Score

RPI S Opponent Score

RPI S Opponent Score

RPI S Opponent Score

44 A Wi s. -Green Bay 42 73

44 H Wi s. -Green Bay 53 67

50 A Ball St. 68 75

55 N Indiana 52 73

111 H Eastern Mi ch. 59 76

163 A Marshall 54 62

174 A Butler 56 68

174 H Butler 76 71

181 H Wake Forest 49 55

183 H Mi ami (Ohi o) 63 90

185 H Toledo 59 62

187 A Ill. -Chi cago 55 63

187 H Ill. -Chi cago 46 68

212 H Dayton 60 59

213 A Cani si us 46 66

216 A Wi s. -Mi l waukee 65 51

216 A Wi s. -Mi l waukee 79 83

216 H Wi s. -Mi l waukee 65 75

289 H Longwood 52 45

296 A Detroit 67 51

296 H Detroit 65 54

304 A Cl evel and St. 47 60

304 H Cl evel and St. 63 55

305 A Youngstown St. 57 52

305 H Youngstown St. 47 40

308 A Loyol a (Ill.) 66 60

308 H Loyol a (Ill.) 69 76

315 N Ni chol l s St. 56 65

LAST 10 Division I GAMES:

216 A Wi s. -Mi l waukee 79 83

305 H Youngstown St. 47 40

304 H Cl evel and St. 63 55

216 A Wi s. -Mi l waukee 65 51

44 A Wi s. -Green Bay 42 73

296 H Detroit 65 54

308 A Loyol a (Ill.) 66 60

187 A Ill. -Chi cago 55 63

174 A Butler 56 68

44 H Wi s. -Green Bay 53 67

W
r
i
g
h
t
s
t
.W
r
i
g
h
t
s
t
.

Non-Di v I Games:

Wright St.

Loss, Non-Conf, S Site, H Home A Away N Neutral

Through Games of 2007 Final											
Average RPI Win: 151		WON-LOST	WINNING	LAST 10	STRENGTH OF	OPP. STRENGTH	TEAM	ADJ.	CONF.	ADJ CONF.	
Average RPI Loss: 75		RECORD	PCT. RANK	GAMES	SCHEDULE	OF SCHEDULE	RPI	RPI	RPI	RPI	
DIV. I ONLY		26- 9	38	9- 1	93	94	46	47	7	7	
DIV. I NON-CONF.		14- 3	28	6- 0	95	114	34	33	7	7	

TOTALS		RPI 1-25		RPI 26-50	W-L RECORDS		RPI 51-100		RPI 100+		
26- 9		0- 0		2- 4	OVERALL		10- 3		14- 2		
16- 1		0- 0		2- 1	HOME		7- 0		7- 0		
6- 7		0- 0		0- 2	AWAY		2- 3		4- 2		
4- 1		0- 0		0- 1	NEUTRAL		1- 0		3- 0		
14- 3		0- 0		1- 0	NON-CONFERENCE		6- 3		7- 0		
9- 0		0- 0		1- 0	HOME		5- 0		3- 0		
2- 3		0- 0		0- 0	AWAY		0- 3		2- 0		
3- 0		0- 0		0- 0	NEUTRAL		1- 0		2- 0		
12- 6		0- 0		1- 4	CONFERENCE		4- 0		7- 2		
7- 1		0- 0		1- 1	HOME		2- 0		4- 0		
4- 4		0- 0		0- 2	AWAY		2- 0		2- 2		
1- 1		0- 0		0- 1	NEUTRAL		0- 0		1- 0		

RPI 1-25		RPI 26-50		Team's RPI: 47		RPI 51-100		RPI 101+			
RPI S	Opponent	Score	RPI S	Opponent	Score	RPI S	Opponent	Score	RPI S	Opponent	Score
42	A Brigham Young	52 55	42	H Brigham Young	62 69	59	H Wi sconsi n	72 56	149	A Idaho St.	79 58
42	H Brigham Young	62 69	43	A New Mexi co	43 50	60	A Montana	59 70	154	A UNLV	46 51
43	A New Mexi co	43 50	43	H New Mexi co	54 51	60	A Montana	72 79	154	H UNLV	85 59
43	H New Mexi co	54 51	43	N New Mexi co	53 65	61	A TCU	61 50	162	A San Diego St.	47 55
43	N New Mexi co	53 65	45	H South Dakota St.	70 59	61	H TCU	66 51	162	H San Diego St.	71 47
45	H South Dakota St.	70 59				67	H Mi ssouri	73 67	162	N San Di ego St.	56 44
						71	A Kansas St.	62 68	170	H Nevada	84 56
						71	H Kansas St.	89 79	170	N Nevada	80 71
						79	A Utah	62 53	207	H San Franci sco	71 58
						79	H Utah	56 55	232	H Utah St.	62 43
						93	H Oregon	64 62	251	A Ai r Force	64 43
						95	H Col orado	68 49	251	H Ai r Force	64 35
						100	N Charlotte	77 55	268	A Col orado St.	78 66
									268	H Col orado St.	72 37
									307	N Idaho	68 45
									310	A Northern Colo.	76 46

LAST 10 Division I GAMES:											
59	H Wi sconsi n	72 56	170	H Nevada	84 56						
71	H Kansas St.	89 79	43	N New Mexi co	53 65						
45	H South Dakota St.	70 59	162	N San Di ego St.	56 44						
93	H Oregon	64 62	79	A Utah	62 53						
67	H Mi ssouri	73 67	251	H Ai r Force	64 35						

Wyoming

W
Y
O
M
I
N
G

Non-Div I	Games: Western St.	69	56
-----------	--------------------	----	----

Wyoming

Loss, Non-Conf, S Site, H Home A Away N Neutral

Average RPI Win: 148		WON-LOST RECORD	WINNING PCT. RANK	LAST 10 GAMES	STRENGTH OF SCHEDULE	OPP. STRENGTH OF SCHEDULE	TEAM RPI	ADJ. RPI	CONF. RPI	ADJ CONF. RPI
DIV. I ONLY		26- 8	30	9- 1	74	81	28	28	10	10
DIV. I NON-CONF.		12- 5	67	0- 1	53	27	36	36	8	8
TOTALS		RPI 1-25	RPI 26-50	W-L RECORDS	RPI 51-100	RPI 100+				
26- 8		1- 2	2- 4	OVERALL	5- 2	18- 0				
16- 3		1- 1	0- 2	HOME	4- 0	11- 0				
8- 3		0- 0	1- 1	AWAY	1- 2	6- 0				
2- 2		0- 1	1- 1	NEUTRAL	0- 0	1- 0				
12- 5		1- 1	1- 3	NON-CONFERENCE	3- 1	7- 0				
8- 2		1- 0	0- 2	HOME	3- 0	4- 0				
2- 1		0- 0	0- 0	AWAY	0- 1	2- 0				
2- 2		0- 1	1- 1	NEUTRAL	0- 0	1- 0				
14- 3		0- 1	1- 1	CONFERENCE	2- 1	11- 0				
8- 1		0- 1	0- 0	HOME	1- 0	7- 0				
6- 2		0- 0	1- 1	AWAY	1- 1	4- 0				
0- 0		0- 0	0- 0	NEUTRAL	0- 0	0- 0				

RPI 1-25		RPI 26-50		Team's RPI: 28	RPI 51-100		RPI 101+	
RPI S	Opponent	Score	RPI S	Opponent	Score	RPI S	Opponent	Score
15 H	George Washington	55 67	30 A	Temple	58 59	70 A	Penn St.	66 73
17 N	Marquette	53 73	30 A	Temple	54 53	74 H	Western Caro.	79 50
21 H	North Carolina St.	76 69	33 H	Louisville	59 63	77 H	Coppin St.	49 45
			37 N	West Virginia	52 65	80 A	St. Joseph's	85 72
			46 N	Auburn	75 64	80 H	St. Joseph's	65 59
			50 H	Ball St.	63 69	96 H	Loyola Marymount	75 65
						100 A	Charlotte	59 61

X
a
v
i
e
rX
a
v
i
e
r

Non-Div I Games:

Xavier

Average RPI Win: 203		WON-LOST	WINNING	LAST 10	STRENGTH OF	OPP. STRENGTH	TEAM	ADJ.	CONF.	ADJ CONF.
Average RPI Loss: 208		RECORD	PCT. RANK	GAMES	SCHEDULE	OF SCHEDULE	RPI	RPI	RPI	RPI
DIV. I ONLY		12- 16	201	2- 8	259	260	237	238	27	27
DIV. I NON-CONF.		7- 7	146	0- 0	158	182	155	155	25	25
TOTALS		RPI 1-25	RPI 26-50	W-L RECORDS	RPI 51-100	RPI 100+				
12- 16		0- 0	1- 1	OVERALL	0- 2	11- 13				
9- 3		0- 0	1- 0	HOME	0- 0	8- 3				
2- 12		0- 0	0- 1	AWAY	0- 1	2- 10				
1- 1		0- 0	0- 0	NEUTRAL	0- 1	1- 0				
7- 7		0- 0	1- 1	NON-CONFERENCE	0- 2	6- 4				
4- 1		0- 0	1- 0	HOME	0- 0	3- 1				
2- 5		0- 0	0- 1	AWAY	0- 1	2- 3				
1- 1		0- 0	0- 0	NEUTRAL	0- 1	1- 0				
5- 9		0- 0	0- 0	CONFERENCE	0- 0	5- 9				
5- 2		0- 0	0- 0	HOME	0- 0	5- 2				
0- 7		0- 0	0- 0	AWAY	0- 0	0- 7				
0- 0		0- 0	0- 0	NEUTRAL	0- 0	0- 0				
RPI 1-25		RPI 26-50		RPI 51-100		Team's RPI : 238				
RPI S	Opponent	Score	RPI S	Opponent	Score	RPI S	Opponent	Score		
36	H Marist	67 52	65	A DePaul	60 86	119	H Sacred Heart	66 72		
48	A Hofstra	52 71	86	N Stony Brook	69 71	133	H Massachusetts	70 60		
						156	H Qui nni pi ac	81 64		
						160	H Provi dence	68 55		
						166	A Harvard	58 68		
						166	H Harvard	61 53		
						190	A Dartmouth	59 67		
						190	H Dartmouth	63 56		
						218	A Fai rfi el d	75 67		
						223	A Hol y Cross	56 68		
						240	A Penn	57 70		
						240	H Penn	55 57		
						251	A Ai r Force	55 67		
						262	N Tex. -Pan American	62 49		
						270	A Pri nceton	73 83		
						270	H Pri nceton	64 49		
						271	A Lehi gh	66 56		
						275	A Fordham	63 72		
						276	A Cornel I	55 59		
						276	H Cornel I	61 45		
						290	A Col umbi a	64 66		
						290	H Col umbi a	64 72		
						299	A Brown	60 67		
						299	H Brown	69 49		
		LAST 10 Div sion I GAMES:								
270	H Pri nceton	64 49	190	A Dartmouth	59 67					
240	H Penn	55 57	276	H Cornel I	61 45					
290	A Col umbi a	64 66	290	H Col umbi a	64 72					
276	A Cornel I	55 59	240	A Penn	57 70					
166	A Harvard	58 68	270	A Pri nceton	73 83					

Yale

Non-Div I Games:

Yale

Loss,
Non-Conf, S Site,
H Home
A Away
N Neutral

Average RPI Win:		271		WON-LOST RECORD		WINNING PCT. RANK		LAST 10 GAMES		STRENGTH OF SCHEDULE		OPP. STRENGTH OF SCHEDULE		TEAM RPI		ADJ. RPI		CONF. RPI		ADJ CONF. RPI	
Average RPI Loss:		183																			
DIV. I ONLY		6- 21		303		2- 8				266		277		306		305		25		24	
DIV. I NON-CONF.		1- 9		322		0- 1				206		186		307		306		23		23	
TOTALS		RPI 1-25		RPI 26-50		W-L RECORDS		RPI 51-100				RPI 100+									
6- 21		0- 0		0- 2		OVERALL		0- 2				6- 17									
4- 8		0- 0		0- 1		HOME		0- 1				4- 6									
2- 12		0- 0		0- 1		AWAY		0- 1				2- 10									
0- 1		0- 0		0- 0		NEUTRAL		0- 0				0- 1									
1- 9		0- 0		0- 0		NON-CONFERENCE		0- 2				1- 7									
1- 3		0- 0		0- 0		HOME		0- 1				1- 2									
0- 5		0- 0		0- 0		AWAY		0- 1				0- 4									
0- 1		0- 0		0- 0		NEUTRAL		0- 0				0- 1									
5- 12		0- 0		0- 2		CONFERENCE		0- 0				5- 10									
3- 5		0- 0		0- 1		HOME		0- 0				3- 4									
2- 7		0- 0		0- 1		AWAY		0- 0				2- 6									
0- 0		0- 0		0- 0		NEUTRAL		0- 0				0- 0									
RPI 1-25		RPI 26-50		RPI 51-100		RPI 101+		Team's RPI: 305													
RPI S	Opponent	Score		RPI S	Opponent	Score		RPI S	Opponent	Score		RPI S	Opponent	Score							
44	A Wi s. -Green Bay	49 83		44	H Wi s. -Green Bay	62 74		77	A Coppin St.	42 55		103	H Cincinnati	78 85							
44	H Wi s. -Green Bay							84	H Robert Morris	54 84		113	A Indiana St.	56 69							
												145	A Oakland	57 81							
												174	A Butler	45 59							
												174	A Butler	60 77							
												174	H Butler	56 80							
												183	A Miami (Ohio)	51 69							
												187	A Ill. -Chicago	67 62							
												187	H Ill. -Chicago	63 71							
												216	A Wi s. -Milwaukee	44 60							
												216	H Wi s. -Milwaukee	70 76							
												234	A UNC Wilmington	52 56							
												235	H Buffalo	78 44							
												250	H Akron	58 66							
												256	N Duquesne	49 96							
												282	A Wright St.	40 47							
												282	H Wright St.	52 57							
												296	A Detroit	58 52							
												296	H Detroit	55 39							
												304	A Cleveland St.	57 68							
												304	H Cleveland St.	65 55							
												308	A Loyola (Ill.)	55 67							
												308	H Loyola (Ill.)	66 64							

Y
o
u
n
g
s
t
o
w
n
s
t
.

Y
o
u
n
g
s
t
o
w
n
s
t
.

Youngstown St.