

Average RPI Win 52 Average RPI Loss 23				WON-LOST RECORD		WINNING PCT. RANK		LAST 10 GAMES		OPPONENT SUCCESS		OPP. STRENGTH OF SCHEDULE		TEAM RPI		ADJ RPI		CONF. RPI		ADJ CONF. RPI			
DIV. I ONLY				27- 1		1		9- 1		7		5		1		1		3		3			
DIV. I NON-CONF				8- 0		1		0- 0		2		3		1		1		1		1			
TOTALS				RPI 1-25		RPI 26-50		W-L RECORDS		RPI 51-100		RPI 101-150		RPI 150+									
27- 1				9- 1		6- 0		OVERALL		8- 0		4- 0		0- 0									
17- 0				7- 0		4- 0		HOME		4- 0		2- 0		0- 0									
10- 1				2- 1		2- 0		AWAY		4- 0		2- 0		0- 0									
0- 0				0- 0		0- 0		NEUTRAL		0- 0		0- 0		0- 0									
8- 0				4- 0		2- 0		NON-CONFERENCE		2- 0		0- 0		0- 0									
7- 0				4- 0		2- 0		HOME		1- 0		0- 0		0- 0									
1- 0				0- 0		0- 0		AWAY		1- 0		0- 0		0- 0									
0- 0				0- 0		0- 0		NEUTRAL		0- 0		0- 0		0- 0									
19- 1				5- 1		4- 0		CONFERENCE		6- 0		4- 0		0- 0									
10- 0				3- 0		2- 0		HOME		3- 0		2- 0		0- 0									
9- 1				2- 1		2- 0		AWAY		3- 0		2- 0		0- 0									
0- 0				0- 0		0- 0		NEUTRAL		0- 0		0- 0		0- 0									
RPI S Opponent				Score		RPI S Opponent				Score		RPI S Opponent				Score		RPI S Opponent				Score	
4 H Minnesota				3 1		26 H Long Beach St.				3 0		52 A Texas A&M				3 0		101 A Kansas St.				3 0	
9 A Texas				3 2		32 A Iowa St.				3 1		52 H Texas A&M				3 0		101 H Kansas St.				3 0	
9 H Texas				3 0		32 H Iowa St.				3 0		58 A Creighton				3 1		136 A Kansas				3 0	
13 H San Diego				3 0		45 A Missouri				3 0		70 H St. Mary's (Cal.)				3 0		136 H Kansas				3 0	
14 A Oklahoma				3 0		45 H Missouri				3 0		79 A Baylor				3 1							
14 H Oklahoma				3 0		47 H Middle Tenn.				3 0		79 H Baylor				3 0							
17 H Cal Poly				3 0								100 A Texas Tech				3 0							
21 H Louisville				3 0								100 H Texas Tech				3 0							
23 A Colorado				2 3																			
23 H Colorado				3 0																			
LAST 10 DIVISION I GAMES																							
9 H Texas						3 0		32 A Iowa St.						3 1									
136 A Kansas						3 0		14 H Oklahoma						3 0									
79 H Baylor						3 0		100A Texas Tech						3 0									
52 H Texas A&M						3 0		101A Kansas St.						3 0									
23 A Colorado						2 3		45 H Missouri						3 0									

Non-Div. I Games

Nebraska

Average RPI Win 73 Loss 7				WON-LOST RECORD		WINNING PCT. RANK		LAST 10 GAMES		OPPONENT SUCCESS		OPP. STRENGTH OF SCHEDULE		TEAM RPI		ADJ RPI		CONF. RPI		ADJ CONF. RPI			
DIV. I ONLY				29- 3		7		8- 2		9		12		2		2		1		2			
DIV. I NON-CONF				14- 0		1		1- 0		21		23		4		3		3		2			
TOTALS				RPI 1-25		RPI 26-50		W-L RECORDS		RPI 51-100				RPI 101-150		RPI 150+							
29- 3				9- 3		4- 0		OVERALL		7- 0				6- 0		3- 0							
9- 1				4- 1		2- 0		HOME		2- 0				1- 0		0- 0							
13- 2				3- 2		2- 0		AWAY		4- 0				3- 0		1- 0							
7- 0				2- 0		0- 0		NEUTRAL		1- 0				2- 0		2- 0							
14- 0				4- 0		0- 0		NON-CONFERENCE		3- 0				4- 0		3- 0							
1- 0				1- 0		0- 0		HOME		0- 0				0- 0		0- 0							
6- 0				1- 0		0- 0		AWAY		2- 0				2- 0		1- 0							
7- 0				2- 0		0- 0		NEUTRAL		1- 0				2- 0		2- 0							
15- 3				5- 3		4- 0		CONFERENCE		4- 0				2- 0		0- 0							
8- 1				3- 1		2- 0		HOME		2- 0				1- 0		0- 0							
7- 2				2- 2		2- 0		AWAY		2- 0				1- 0		0- 0							
0- 0				0- 0		0- 0		NEUTRAL		0- 0				0- 0		0- 0							
RPI S	Opponent			Score		RPI S	Opponent			Score		RPI S	Opponent			Score		RPI S	Opponent			Score	
5 A	Stanford			1 3		36 A	Ari zona St.			3 0		59 A	Cincinnati			3 1		103 A	Long Island			3 0	
5 H	Stanford			2 3		36 H	Ari zona St.			3 1		62 N	Florida Int'l			3 0		130 N	Western Mi ch.			3 0	
6 N	Florida			3 0		42 A	Oregon			3 0		77 A	Towson			3 0		133 A	Denver			3 1	
8 A	Southern Cal i forni a			3 1		42 H	Oregon			3 0		80 A	Ari zona			3 1		135 N	Tennessee Tech			3 0	
8 H	Southern Cal i forni a			3 0								80 H	Ari zona			3 0		145 A	Oregon St.			3 0	
10 A	Washi ngton			1 3								95 A	Washi ngton St.			3 0		145 H	Oregon St.			3 0	
10 H	Washi ngton			3 2								95 H	Washi ngton St.			3 1		158 A	Maryl and			3 0	
12 A	Hawai i			3 0														162 N	Georgi a			3 0	
19 A	Cal i forni a			3 1														178 N	Texas St.			3 1	
19 H	Cal i forni a			3 0																			
20 H	Pepperdi ne			3 2																			
23 N	Col orado			3 0																			
LAST 10 DIVISION I GAMES																							
42 H Oregon						3 0		19 A Cal i forni a						3 1									
145 H Oregon St.						3 0		80 H Ari zona						3 0									
20 H Pepperdi ne						3 2		36 H Ari zona St.						3 1									
8 H Southern Cal i forni a						3 0		10 A Washi ngton						1 3									
5 A Stanford						1 3		95 A Washi ngton St.						3 0									

Non-Div. I Games

UCLA

Average RPI Win 82 Average RPI Loss 11			WON-LOST RECORD		WINNING PCT. RANK		LAST 10 GAMES		OPPONENT OPP. STRENGTH SUCCESS OF SCHEDULE		TEAM RPI	ADJ RPI	CONF. RPI	ADJ CONF. RPI									
DIV. I ONLY			29- 2		3		8- 2		29		9	6	3	2	1								
DIV. I NON-CONF			11- 0		1		0- 0		132		40	20	18	2	3								
TOTALS			RPI 1-25		RPI 26-50		W-L RECORDS		RPI 51-100		RPI 101-150		RPI 150+										
29- 2			10- 2		8- 0		OVERALL		2- 0		3- 0		6- 0										
16- 0			5- 0		4- 0		HOME		1- 0		3- 0		3- 0										
10- 2			5- 2		3- 0		AWAY		1- 0		0- 0		1- 0										
3- 0			0- 0		1- 0		NEUTRAL		0- 0		0- 0		2- 0										
11- 0			2- 0		2- 0		NON-CONFERENCE		0- 0		3- 0		4- 0										
6- 0			0- 0		1- 0		HOME		0- 0		3- 0		2- 0										
2- 0			2- 0		0- 0		AWAY		0- 0		0- 0		0- 0										
3- 0			0- 0		1- 0		NEUTRAL		0- 0		0- 0		2- 0										
18- 2			8- 2		6- 0		CONFERENCE		2- 0		0- 0		2- 0										
10- 0			5- 0		3- 0		HOME		1- 0		0- 0		1- 0										
8- 2			3- 2		3- 0		AWAY		1- 0		0- 0		1- 0										
0- 0			0- 0		0- 0		NEUTRAL		0- 0		0- 0		0- 0										
RPI S	Opponent		Score		RPI S	Opponent		Score		RPI S	Opponent		Score		RPI S	Opponent		Score					
4 A	Minnesota		3 2		27 H	Duke		3 0		98 A	Iowa		3 0		116 H	Eastern Ky.		3 0					
4 H	Minnesota		3 1		33 A	Illinois		3 0		98 H	Iowa		3 0		129 H	Tennessee St.		3 0					
7 A	Wisconsin		0 3		33 H	Illinois		3 0							144 H	Miami (Ohio)		3 0					
7 H	Wisconsin		3 0		34 A	Michigan St.		3 0							155 A	Indiana		3 0					
9 A	Texas		3 2		34 H	Michigan St.		3 0							155 H	Indiana		3 0					
11 A	LSU		3 2		45 N	Missouri		3 0							185 N	Rice		3 0					
15 A	Ohio St.		0 3		46 A	Northwestern		3 0							279 N	Nicholls St.		3 0					
15 H	Ohio St.		3 0		46 H	Northwestern		3 0							285 H	West Virginia		3 0					
16 A	Purdue		3 0												291 H	Lehigh		3 0					
16 H	Purdue		3 0																				
25 A	Michigan		3 0																				
25 H	Michigan		3 1																				
					LAST 10 DIVISION I GAMES																		
					46 H Northwestern					3 0		15 A Ohio St.					0 3						
					33 H Illinois					3 0		155H Indiana					3 0						
					25 A Michigan					3 0		16 H Purdue					3 0						
					34 A Michigan St.					3 0		4 A Minnesota					3 2						
					98 H Iowa					3 0		7 A Wisconsin					0 3						

Non-Div. I Games

Penn St.

Average RPI	W n 51	WON-LOST	WINNING	LAST 10	OPPONENT	OPP.	STRENGTH	TEAM	ADJ	CONF.	ADJ CONF.
Average RPI	Loss 17	RECORD	PCT. RANK	GAMES	SUCCESS	OF	SCHEDULE	RPI	RPI	RPI	RPI
DIV. I ONLY		23- 7	40	8- 2	1		2	5	4	2	1
DIV. I NON-CONF		6- 4	114	0- 0	5		6	14	14	2	3
TOTALS	RPI 1-25		RPI 26-50	W-L RECORDS		RPI 51-100			RPI 101-150	RPI 150+	
23- 7	8- 6		8- 0	OVERALL		5- 1			0- 0	2- 0	
12- 1	4- 1		3- 0	HOME		4- 0			0- 0	1- 0	
9- 3	3- 3		4- 0	AWAY		1- 0			0- 0	1- 0	
2- 3	1- 2		1- 0	NEUTRAL		0- 1			0- 0	0- 0	
6- 4	1- 3		2- 0	NON-CONFERENCE		3- 1			0- 0	0- 0	
3- 0	0- 0		0- 0	HOME		3- 0			0- 0	0- 0	
1- 1	0- 1		1- 0	AWAY		0- 0			0- 0	0- 0	
2- 3	1- 2		1- 0	NEUTRAL		0- 1			0- 0	0- 0	
17- 3	7- 3		6- 0	CONFERENCE		2- 0			0- 0	2- 0	
9- 1	4- 1		3- 0	HOME		1- 0			0- 0	1- 0	
8- 2	3- 2		3- 0	AWAY		1- 0			0- 0	1- 0	
0- 0	0- 0		0- 0	NEUTRAL		0- 0			0- 0	0- 0	
RPI S Opponent	Score	RPI S Opponent	Score	RPI S Opponent	Score	RPI S Opponent	Score	RPI S Opponent	Score		
1 A Nebraska	1 3	28 N UNI	3 1	52 N Texas A&M	1 3	155 A Indiana	3 0				
3 A Penn St.	1 3	33 A Illinois	3 0	55 H Dayton	3 0	155 H Indiana	3 0				
3 H Penn St.	2 3	33 H Illinois	3 0	94 H Tulane	3 0						
7 A Wisconsin	3 1	34 A Michigan St.	3 0	97 H Connecticut	3 0						
7 H Wisconsin	3 0	34 H Michigan St.	3 2	98 A Iowa	3 0						
11 N LSU	0 3	46 A Northwestern	3 2	98 H Iowa	3 1						
15 A Ohio St.	3 1	46 H Northwestern	3 0								
15 H Ohio St.	3 0	50 A St. Louis	3 1								
16 A Purdue	3 0										
16 H Purdue	3 1										
17 N Cal Poly	3 1										
21 N Louisville	1 3										
25 A Michigan	1 3										
25 H Michigan	3 0										
		LAST 10 DIVISION I GAMES									
		155 A Indiana	3 0	33 H Illinois	3 0						
		16 A Purdue	3 0	25 A Michigan	1 3						
		98 H Iowa	3 1	34 A Michigan St.	3 0						
		7 A Wisconsin	3 1	3 H Penn St.	2 3						
		46 H Northwestern	3 0	15 H Ohio St.	3 0						

Non-Div. I Games

Minnesota

Average RPI Win 68 Average RPI Loss 19				WON-LOST RECORD		WINNING PCT. RANK		LAST 10 GAMES		OPPONENT SUCCESS		OPP. STRENGTH OF SCHEDULE		TEAM RPI		ADJ RPI		CONF. RPI		ADJ CONF. RPI			
DIV. I ONLY				25- 3		10		9- 1		15		3		3		5		1		2			
DIV. I NON-CONF				9- 1		17		0- 0		42		14		16		15		3		2			
TOTALS				RPI 1-25		RPI 26-50		W-L RECORDS		RPI 51-100				RPI 101-150		RPI 150+							
25- 3				7- 2		6- 1		OVERALL		7- 0				3- 0		2- 0							
12- 1				3- 1		3- 0		HOME		4- 0				1- 0		1- 0							
9- 2				4- 1		2- 1		AWAY		2- 0				1- 0		0- 0							
4- 0				0- 0		1- 0		NEUTRAL		1- 0				1- 0		1- 0							
9- 1				1- 0		2- 1		NON-CONFERENCE		3- 0				1- 0		2- 0							
4- 0				0- 0		1- 0		HOME		2- 0				0- 0		1- 0							
1- 1				1- 0		0- 1		AWAY		0- 0				0- 0		0- 0							
4- 0				0- 0		1- 0		NEUTRAL		1- 0				1- 0		1- 0							
16- 2				6- 2		4- 0		CONFERENCE		4- 0				2- 0		0- 0							
8- 1				3- 1		2- 0		HOME		2- 0				1- 0		0- 0							
8- 1				3- 1		2- 0		AWAY		2- 0				1- 0		0- 0							
0- 0				0- 0		0- 0		NEUTRAL		0- 0				0- 0		0- 0							
RPI S Opponent				Score		RPI S Opponent				Score		RPI S Opponent				Score		RPI S Opponent				Score	
2 A UCLA				3 2		31 H Santa Clara				3 0		51 H UC Santa Barb.				3 0		124 N VCU				3 0	
2 H UCLA				3 1		36 A Arizona St.				3 0		70 H St. Mary's (Cal.)				3 0		145 A Oregon St.				3 0	
8 A Southern California				3 0		36 H Arizona St.				3 0		75 N Fairfield				3 0		145 H Oregon St.				3 0	
8 H Southern California				0 3		40 A Brigham Young				1 3		80 A Arizona				3 0		204 H Georgetown				3 0	
10 A Washington				0 3		42 A Oregon				3 0		80 H Arizona				3 0		231 N A&M-Corpus Christi				3 0	
10 H Washi ngton				3 0		42 H Oregon				3 0		95 A Washington St.				3 0							
12 A Hawai i				3 0		46 N Northwestern				3 0		95 H Washi ngton St.				3 0							
19 A Cal i forni a				3 1																			
19 H Cal i forni a				3 0																			
														</									

Average RPI	W n 77	WON-LOST	WINNING	LAST 10	OPPONENT	OPP.	STRENGTH	TEAM	ADJ	CONF.	ADJ	CONF.
Average RPI	Loss 39	RECORD	PCT. RANK	GAMES	SUCCESS	OF	SCHEDULE	RPI	RPI	RPI	RPI	RPI
DIV. I ONLY		28- 2	4	10- 0	18		29	4	6	4	4	
DIV. I NON-CONF		9- 1	17	2- 0	13		7	5	5	4	4	
<hr/>												
TOTALS	RPI 1-25		RPI 26-50		W-L RECORDS		RPI 51-100			RPI 101-150		RPI 150+
28- 2	6- 1		6- 0		OVERALL		9- 1			3- 0		4- 0
14- 0	2- 0		3- 0		HOME		5- 0			1- 0		3- 0
11- 1	2- 0		3- 0		AWAY		3- 1			2- 0		1- 0
3- 1	2- 1		0- 0		NEUTRAL		1- 0			0- 0		0- 0
9- 1	4- 1		0- 0		NON-CONFERENCE		2- 0			1- 0		2- 0
4- 0	1- 0		0- 0		HOME		1- 0			0- 0		2- 0
2- 0	1- 0		0- 0		AWAY		0- 0			1- 0		0- 0
3- 1	2- 1		0- 0		NEUTRAL		1- 0			0- 0		0- 0
19- 1	2- 0		6- 0		CONFERENCE		7- 1			2- 0		2- 0
10- 0	1- 0		3- 0		HOME		4- 0			1- 0		1- 0
9- 1	1- 0		3- 0		AWAY		3- 1			1- 0		1- 0
0- 0	0- 0		0- 0		NEUTRAL		0- 0			0- 0		0- 0
RPI S	Opponent	Score	RPI S	Opponent	Score	RPI S	Opponent	Score	RPI S	Opponent	Score	
2 N	UCLA	0 3	39 A	Arkansas	3 1	53 A	Mi ssi ssi ppi	3 0	104 A	Fl ori da St.	3 1	
11 A	LSU	3 1	39 H	Arkansas	3 0	53 H	Mi ssi ssi ppi	3 0	149 A	Auburn	3 1	
11 H	LSU	3 0	44 A	Tennessee	3 1	57 A	Al abama	3 0	149 H	Auburn	3 0	
12 A	Hawai i	3 0	44 H	Tennessee	3 0	57 H	Al abama	3 0	162 A	Georgi a	3 0	
18 H	Utah	3 1	49 A	Kentucky	3 2	76 A	South Carolina	1 3	162 H	Georgi a	3 0	
23 N	Col orado	3 0	49 H	Kentucky	3 0	76 H	South Carolina	3 0	173 H	South Fla.	3 0	
24 N	St. John' s (N. Y.)	3 0				84 H	Ill inoi s St.	3 0	220 H	UCF	3 0	
						85 N	Marquette	3 0				
						99 A	Mi ssi ssi ppi St.	3 0				
						99 H	Mi ssi ssi ppi St.	3 0				
<hr/>												
LAST 10 DIVISION I GAMES												
24 N	St. John' s (N. Y.)	3 0	53 H	Mi ssi ssi ppi	3 0							
85 N	Marquette	3 0	39 A	Arkansas	3 1							
49 H	Kentucky	3 0	11 A	LSU	3 1							
44 A	Tennessee	3 1	57 A	Al abama	3 0							
99 H	Mi ssi ssi ppi St.	3 0	149A	Auburn	3 1							

Non-Di v. I Games

Fl ori da

Average RPI Win 65 Loss 14				WON-LOST RECORD		WINNING PCT. RANK		LAST 10 GAMES		OPPONENT SUCCESS		OPP. STRENGTH OF SCHEDULE		TEAM RPI		ADJ RPI		CONF. RPI		ADJ CONF. RPI			
DIV. I ONLY				24- 6		29		9- 1		8		1		9		7		2		1			
DIV. I NON-CONF				8- 2		42		0- 0		16		9		13		11		2		3			
TOTALS				RPI 1-25		RPI 26-50		W-L RECORDS		RPI 51-100				RPI 101-150		RPI 150+							
24- 6				9- 5		7- 0		OVERALL		2- 1				2- 0		4- 0							
13- 2				6- 2		3- 0		HOME		1- 0				2- 0		1- 0							
9- 3				3- 3		4- 0		AWAY		1- 0				0- 0		1- 0							
2- 1				0- 0		0- 0		NEUTRAL		0- 1				0- 0		2- 0							
8- 2				3- 1		1- 0		NON-CONFERENCE		0- 1				2- 0		2- 0							
4- 1				2- 1		0- 0		HOME		0- 0				2- 0		0- 0							
2- 0				1- 0		1- 0		AWAY		0- 0				0- 0		0- 0							
2- 1				0- 0		0- 0		NEUTRAL		0- 1				0- 0		2- 0							
16- 4				6- 4		6- 0		CONFERENCE		2- 0				0- 0		2- 0							
9- 1				4- 1		3- 0		HOME		1- 0				0- 0		1- 0							
7- 3				2- 3		3- 0		AWAY		1- 0				0- 0		1- 0							
0- 0				0- 0		0- 0		NEUTRAL		0- 0				0- 0		0- 0							
RPI S	Opponent			Score		RPI S	Opponent			Score		RPI S	Opponent			Score		RPI S	Opponent			Score	
3 A	Penn St.			0 3		33 A	Illinois			3 0		51 N	UC Santa Barb.			2 3		119 H	South Dakota St.			3 0	
3 H	Penn St.			3 0		33 H	Illinois			3 1		98 A	Iowa			3 1		145 H	Oregon St.			3 0	
4 A	Minnesota			0 3		34 A	Michigan St.			3 1		98 H	Iowa			3 0		155 A	Indiana			3 0	
4 H	Minnesota			1 3		34 H	Michigan St.			3 0								155 H	Indiana			3 0	
9 H	Texas			0 3		38 A	Wis.-Milwaukee			3 0								176 N	Northern Colo.			3 0	
13 A	San Diego			3 1		46 A	Northwestern			3 0								199 N	Brown			3 0	
14 H	Oklahoma			3 0		46 H	Northwestern			3 2													
15 A	Ohio St.			2 3																			
15 H	Ohio St.			3 0																			
16 A	Purdue			3 0																			
16 H	Purdue			3 0																			
22 H	Ohio			3 2																			
25 A	Michigan			3 0																			
25 H	Michigan			3 0																			
LAST 10 DIVISION I GAMES																							
16 A Purdue						3 0						46 H Northwestern						3 2					
155 A Indiana						3 0						34 A Michigan St.						3 1					
98 H Iowa						3 0						25 A Michigan						3 0					
4 H Minnesota						1 3						15 H Ohio St.						3 0					
33 H Illinois						3 1						3 H Penn St.						3 0					

Non-Div. I Games

Wisconsin

Average RPI	Win 77	WON-LOST	WINNING	LAST 10	OPPONENT	OPP.	STRENGTH	TEAM	ADJ	CONF.	ADJ	CONF.
Average RPI	Loss 5	RECORD	PCT. RANK	GAMES	SUCCESS	OF	SCHEDULE	RPI	RPI	RPI	RPI	RPI
DIV. I ONLY		25- 4	14	7- 3	17		4	7	8	1	2	
DIV. I NON-CONF		11- 0	1	0- 0	46		16	9	8	3	2	
TOTALS	RPI 1-25		RPI 26-50	W-L RECORDS		RPI 51-100			RPI 101-150		RPI 150+	
25- 4	8- 4		5- 0	OVERALL		5- 0			4- 0		3- 0	
11- 2	4- 2		3- 0	HOME		2- 0			1- 0		1- 0	
10- 2	3- 2		2- 0	AWAY		3- 0			1- 0		1- 0	
4- 0	1- 0		0- 0	NEUTRAL		0- 0			2- 0		1- 0	
11- 0	4- 0		1- 0	NON-CONFERENCE		1- 0			2- 0		3- 0	
4- 0	2- 0		1- 0	HOME		0- 0			0- 0		1- 0	
3- 0	1- 0		0- 0	AWAY		1- 0			0- 0		1- 0	
4- 0	1- 0		0- 0	NEUTRAL		0- 0			2- 0		1- 0	
14- 4	4- 4		4- 0	CONFERENCE		4- 0			2- 0		0- 0	
7- 2	2- 2		2- 0	HOME		2- 0			1- 0		0- 0	
7- 2	2- 2		2- 0	AWAY		2- 0			1- 0		0- 0	
0- 0	0- 0		0- 0	NEUTRAL		0- 0			0- 0		0- 0	
RPI S Opponent	Score		RPI S Opponent	Score		RPI S Opponent	Score		RPI S Opponent	Score		
2 A UCLA	0 3		36 A Arizona St.	3 2		76 A South Carolina	3 0		104 N Florida St.	3 0		
2 H UCLA	1 3		36 H Arizona St.	3 0		80 A Arizona	3 0		114 N North Texas	3 0		
5 A Stanford	3 0		42 A Oregon	3 2		80 H Arizona	3 1		145 A Oregon St.	3 0		
5 H Stanford	0 3		42 H Oregon	3 1		95 A Washington St.	3 0		145 H Oregon St.	3 0		
10 A Washington	1 3		44 H Tennessee	3 1		95 H Washington St.	3 1		178 A Texas St.	3 0		
10 H Washington	3 1								223 H Fresno St.	3 0		
16 H Purdue	3 1								253 N Tex. -Pan American	3 0		
18 H Utah	3 1											
19 A California	3 0											
19 H California	3 1											
20 A Pepperdine	3 2											
24 N St. John's (N.Y.)	3 0											
LAST 10 DIVISION I GAMES												
145 H Oregon St.	3 0		36 H Arizona St.	3 0		36 H Arizona St.	3 0					
42 H Oregon	3 1		80 H Arizona	3 1		80 H Arizona	3 1					
2 A UCLA	0 3		95 A Washington St.	3 0		95 A Washington St.	3 0					
19 A California	3 0		10 A Washington	1 3		10 A Washington	1 3					
5 A Stanford	3 0		2 H UCLA	1 3		2 H UCLA	1 3					

Non-Div. I Games

Southern California

Average RPI Win 61 Average RPI Loss 14			WON-LOST RECORD		WINNING PCT. RANK		LAST 10 GAMES		OPPONENT SUCCESS		OPP. STRENGTH OF SCHEDULE		TEAM RPI		ADJ RPI		CONF. RPI		ADJ CONF. RPI					
DIV. I ONLY			21- 6		37		9- 1		3		7		8		9		3		3					
DIV. I NON-CONF			5- 2		76		0- 0		1		4		2		2		1		1					
TOTALS			RPI 1-25		RPI 26-50		W-L RECORDS		RPI 51-100				RPI 101-150		RPI 150+									
21- 6			6- 5		4- 1		OVERALL		6- 0				5- 0		0- 0									
10- 2			2- 2		3- 0		HOME		3- 0				2- 0		0- 0									
9- 3			3- 2		1- 1		AWAY		3- 0				2- 0		0- 0									
2- 1			1- 1		0- 0		NEUTRAL		0- 0				1- 0		0- 0									
5- 2			3- 2		1- 0		NON-CONFERENCE		0- 0				1- 0		0- 0									
1- 1			0- 1		1- 0		HOME		0- 0				0- 0		0- 0									
2- 0			2- 0		0- 0		AWAY		0- 0				0- 0		0- 0									
2- 1			1- 1		0- 0		NEUTRAL		0- 0				1- 0		0- 0									
16- 4			3- 3		3- 1		CONFERENCE		6- 0				4- 0		0- 0									
9- 1			2- 1		2- 0		HOME		3- 0				2- 0		0- 0									
7- 3			1- 2		1- 1		AWAY		3- 0				2- 0		0- 0									
0- 0			0- 0		0- 0		NEUTRAL		0- 0				0- 0		0- 0									
RPI S	Opponent		Score		RPI S	Opponent		Score		RPI S	Opponent		Score		RPI S	Opponent		Score						
1 A	Nebraska		0 3		31 H	Santa Clara		3 0		52 A	Texas A&M		3 1		101 A	Kansas St.		3 1						
1 H	Nebraska		2 3		32 A	Iowa St.		3 0		52 H	Texas A&M		3 0		101 H	Kansas St.		3 2						
3 H	Penn St.		2 3		32 H	Iowa St.		3 0		79 A	Bayl or		3 1		103 N	Long Island		3 0						
7 A	Wisconsi n		3 0		45 A	Mi ssouri		0 3		79 H	Bayl or		3 2		136 A	Kansas		3 0						
10 N	Washi ngton		3 2		45 H	Mi ssouri		3 1		100 A	Texas Tech		3 1		136 H	Kansas		3 0						
14 A	Okl ahoma		2 3							100 H	Texas Tech		3 0											
14 H	Okl ahoma		3 2																					
17 N	Cal Pol y		2 3																					
20 A	Pepperdi ne		3 1																					
23 A	Col orado		3 0																					
23 H	Col orado		3 0																					

Average RPI				W n 95	WON-LOST		WINNING		LAST 10		OPPONENT		OPP.	STRENGTH	TEAM	ADJ	CONF.	ADJ CONF.									
Average RPI				Loss 6	RECORD		PCT.	RANK	GAMES		SUCCESS		OF	SCHEDULE	RPI	RPI	RPI	RPI									
DIV. I ONLY					25- 4			14	9- 1		24			15	10	10	1	2									
DIV. I NON-CONF					10- 1			14	0- 0		98			63	26	27	3	2									
TOTALS				RPI	1-25			RPI	26-50		W-L RECORDS			RPI	51-100			RPI	101-150		RPI	150+					
25- 4					6- 4				4- 0		OVERALL			5- 0				4- 0			6- 0						
13- 0					4- 0				2- 0		HOME			3- 0				2- 0			2- 0						
8- 3					1- 3				2- 0		AWAY			2- 0				1- 0			2- 0						
4- 1					1- 1				0- 0		NEUTRAL			0- 0				1- 0			2- 0						
10- 1					1- 1				0- 0		NON-CONFERENCE			1- 0				2- 0			6- 0						
4- 0					0- 0				0- 0		HOME			1- 0				1- 0			2- 0						
2- 0					0- 0				0- 0		AWAY			0- 0				0- 0			2- 0						
4- 1					1- 1				0- 0		NEUTRAL			0- 0				1- 0			2- 0						
15- 3					5- 3				4- 0		CONFERENCE			4- 0				2- 0			0- 0						
9- 0					4- 0				2- 0		HOME			2- 0				1- 0			0- 0						
6- 3					1- 3				2- 0		AWAY			2- 0				1- 0			0- 0						
0- 0					0- 0				0- 0		NEUTRAL			0- 0				0- 0			0- 0						
RPI	S	Opponent			Score		RPI	S	Opponent			Score		RPI	S	Opponent			Score		RPI	S	Opponent			Score	
2	A	UCLA			2 3		36	A	Ari zona St.			3 0		74	H	Portland St.			3 0		117	N	Morehead St.			3 0	
2	H	UCLA			3 1		36	H	Ari zona St.			3 0		80	A	Ari zona			3 1		123	H	North Dakota St.			3 0	
5	A	Stanford			0 3		42	A	Oregon			3 2		80	H	Ari zona			3 1		145	A	Oregon St.			3 0	
5	H	Stanford			3 0		42	H	Oregon			3 1		95	A	Washi ngton St.			3 0		145	H	Oregon St.			3 0	
8	A	Southern Cal i forni a			1 3									95	H	Washi ngton St.			3 0		153	A	Davi dson			3 0	
8	H	Southern Cal i forni a			3 1																160	H	Gonzaga			3 0	
9	N	Texas			2 3																209	H	UMBC			3 0	
19	A	Cal i forni a			3 1																222	N	Li berty			3 0	
19	H	Cal i forni a			3 0																223	A	Fresno St.			3 0	
22	N	Ohi o			3 0																228	N	UC Davi s			3 0	
LAST 10 DIVISION I GAMES																											
19 A Cal i forni a							3 1		42 A Oregon							3 2											
5 A Stanford							0 3		145A Oregon St.							3 0											
36 H Ari zona St.							3 0		2 H UCLA							3 1											
80 H Ari zona							3 1		8 H Southern Cal i forni a							3 1											
95 A Washi ngton St.							3 0		80 A Ari zona							3 1											

Non-Di v. I Games

Washi ngton

Average RPI Win 91 Average RPI Loss 25				WON-LOST RECORD		WINNING PCT. RANK		LAST 10 GAMES		OPPONENT SUCCESS		OPP. STRENGTH OF SCHEDULE		TEAM RPI		ADJ RPI		CONF. RPI		ADJ CONF. RPI						
DIV. I ONLY				26- 5		18		8- 2		28		34		12		11		4		4						
DIV. I NON-CONF				10- 1		14		2- 0		40		11		12		13		4		4						
TOTALS				RPI 1-25		RPI 26-50		W-L RECORDS		RPI 51-100		RPI 101-150		RPI 150+												
26- 5				2- 3		7- 0		OVERALL		9- 2		3- 0		5- 0												
11- 2				0- 2		3- 0		HOME		4- 0		1- 0		3- 0												
9- 3				0- 1		4- 0		AWAY		3- 2		1- 0		1- 0												
6- 0				2- 0		0- 0		NEUTRAL		2- 0		1- 0		1- 0												
10- 1				2- 1		1- 0		NON-CONFERENCE		3- 0		1- 0		3- 0												
2- 1				0- 1		0- 0		HOME		0- 0		0- 0		2- 0												
2- 0				0- 0		1- 0		AWAY		1- 0		0- 0		0- 0												
6- 0				2- 0		0- 0		NEUTRAL		2- 0		1- 0		1- 0												
16- 4				0- 2		6- 0		CONFERENCE		6- 2		2- 0		2- 0												
9- 1				0- 1		3- 0		HOME		4- 0		1- 0		1- 0												
7- 3				0- 1		3- 0		AWAY		2- 2		1- 0		1- 0												
0- 0				0- 0		0- 0		NEUTRAL		0- 0		0- 0		0- 0												
RPI S	Opponent			Score		RPI S	Opponent			Score		RPI S	Opponent			Score		RPI S	Opponent			Score				
3 H	Penn St.			2	3	39 A	Arkansas			3	1	52 N	Texas A&M			3	1	142 N	Wake Forest			3	0			
4 N	Minnesota			3	0	39 H	Arkansas			3	0	53 A	Mississippi			2	3	149 A	Auburn			3	0			
6 A	Florida			0	3	44 A	Tennessee			3	2	53 H	Mississippi			3	0	149 H	Auburn			3	2			
6 H	Florida			1	3	44 H	Tennessee			3	0	55 A	Dayton			3	1	155 N	Indiana			3	0			
24 N	St. John's (N.Y.)			3	0	49 A	Kentucky			3	1	57 A	Alabama			1	3	162 A	Georgia			3	0			
						49 H	Kentucky			3	0	57 H	Alabama			3	0	162 H	Georgia			3	0			
						50 A	St. Louis			3	1	76 A	South Carolina			3	1	185 H	Rice			3	1			
												76 H	South Carolina			3	0	279 H	Nicholls St.			3	0			
												85 N	Marquette			3	0									
												99 A	Mississippi St.			3	0									
												99 H	Mississippi St.			3	0									
LAST 10 DIVISION I GAMES																										
85 N	Marquette			3	0	39 H	Arkansas			3	0															
24 N	St. John's (N.Y.)			3	0	149H	Auburn			3	2															
53 A	Mississippi			2	3	6 H	Florida			1	3															
99 A	Mississippi St.			3	0	76 A	South Carolina			3	1															
57 H	Alabama			3	0	162A	Georgia			3	0															

L
S
U

Non-Div. I Games

LSU

H
a
w
a
i
i

Hawai i

Average RPI Win 97 Loss 16			WON-LOST RECORD		WINNING PCT. RANK		LAST 10 GAMES		OPPONENT OPP. STRENGTH SUCCESS OF SCHEDULE		TEAM RPI	ADJ RPI	CONF. RPI	ADJ CONF. RPI					
DIV. I ONLY			24- 5		22		9- 1		21		37		11	13	5	5			
DIV. I NON-CONF			11- 4		69		1- 0		19		19		18	20	5	5			
TOTALS			RPI 1-25		RPI 26-50		W-L RECORDS		RPI 51-100		RPI 101-150		RPI 150+						
24- 5			2- 4		4- 1		OVERALL		8- 0		4- 0		6- 0						
11- 1			2- 1		1- 0		HOME		4- 0		1- 0		3- 0						
8- 3			0- 2		1- 1		AWAY		3- 0		2- 0		2- 0						
5- 1			0- 1		2- 0		NEUTRAL		1- 0		1- 0		1- 0						
11- 4			1- 3		2- 1		NON-CONFERENCE		2- 0		4- 0		2- 0						
4- 1			1- 1		0- 0		HOME		1- 0		1- 0		1- 0						
2- 2			0- 1		0- 1		AWAY		0- 0		2- 0		0- 0						
5- 1			0- 1		2- 0		NEUTRAL		1- 0		1- 0		1- 0						
13- 1			1- 1		2- 0		CONFERENCE		6- 0		0- 0		4- 0						
7- 0			1- 0		1- 0		HOME		3- 0		0- 0		2- 0						
6- 1			0- 1		1- 0		AWAY		3- 0		0- 0		2- 0						
0- 0			0- 0		0- 0		NEUTRAL		0- 0		0- 0		0- 0						
RPI S	Opponent		Score		RPI S	Opponent		Score		RPI S	Opponent		Score		RPI S	Opponent		Score	
1 A	Nebraska		0	3	29 A	New Mexico St.		2	3	51 H	UC Santa Barb.		3	0	118 A	UC Irvine		3	2
7 H	Wisconsin		1	3	31 A	Santa Clara		3	0	66 A	San Francisco		3	1	125 A	San Diego St.		3	1
20 A	Pepperdine		1	3	31 H	Santa Clara		3	0	66 H	San Francisco		3	1	132 N	Wyoming		3	1
20 H	Pepperdine		3	1	32 N	Iowa St.		3	2	67 A	Loyola Marymount		3	2	150 H	Cal St. Fullerton		3	0
22 H	Ohio		3	1	35 N	Hofstra		3	0	67 H	Loyola Marymount		3	1	160 A	Gonzaga		3	0
25 N	Michigan		0	3						70 A	St. Mary's (Cal.)		3	1	160 H	Gonzaga		3	1
										70 H	St. Mary's (Cal.)		3	0	170 A	Portland		3	0
										96 N	Cal St. Northridge		3	0	170 H	Portland		3	0
															199 H	Brown		3	0
															219 N	Idaho St.		3	0
LAST 10 DIVISION I GAMES																			
150 H	Cal St. Fullerton		3	0	67 A	Loyola Marymount		3	2										
31 A	Santa Clara		3	0	66 H	San Francisco		3	1										
170 H	Portland		3	0	70 H	St. Mary's (Cal.)		3	0										
160 H	Gonzaga		3	1	31 H	Santa Clara		3	0										
20 A	Pepperdine		1	3	160A	Gonzaga		3	0										

Non-Div. I Games

San Di ego

Ok! ahoma

Average RPI Win 100			WON-LOST		WINNING		LAST 10		OPPONENT OPP.		STRENGTH		TEAM		ADJ		CONF.		ADJ CONF.	
Average RPI Loss 16			RECORD		PCT. RANK		GAMES		SUCCESS		OF SCHEDULE		RPI		RPI		RPI		RPI	
DIV. I ONLY			23- 7		40		8- 2		32		18		20		15		2		1	
DIV. I NON-CONF			10- 0		1		0- 0		167		117		27		25		2		3	
TOTALS			RPI 1-25		RPI 26-50		W-L RECORDS		RPI 51-100				RPI 101-150		RPI 150+					
23- 7			5- 5		5- 2		OVERALL		5- 0				2- 0		6- 0					
15- 1			4- 1		4- 0		HOME		3- 0				1- 0		3- 0					
6- 6			1- 4		1- 2		AWAY		2- 0				0- 0		2- 0					
2- 0			0- 0		0- 0		NEUTRAL		0- 0				1- 0		1- 0					
10- 0			0- 0		1- 0		NON-CONFERENCE		3- 0				2- 0		4- 0					
6- 0			0- 0		1- 0		HOME		2- 0				1- 0		2- 0					
2- 0			0- 0		0- 0		AWAY		1- 0				0- 0		1- 0					
2- 0			0- 0		0- 0		NEUTRAL		0- 0				1- 0		1- 0					
13- 7			5- 5		4- 2		CONFERENCE		2- 0				0- 0		2- 0					
9- 1			4- 1		3- 0		HOME		1- 0				0- 0		1- 0					
4- 6			1- 4		1- 2		AWAY		1- 0				0- 0		1- 0					
0- 0			0- 0		0- 0		NEUTRAL		0- 0				0- 0		0- 0					
RPI S	Opponent		Score		RPI S	Opponent		Score		RPI S	Opponent		Score		RPI S	Opponent		Score		
3	A	Penn St.	0	3	33	A	Illinois	0	3	77	A	Towson	3	1	131	N	Houston	3	2	
3	H	Penn St.	3	0	33	H	Illinois	3	0	90	H	IPFW	3	0	135	H	Tennessee Tech	3	0	
4	A	Minnesota	0	3	34	A	Michigan St.	3	0	92	H	Northern Ill.	3	0	155	A	Indiana	3	1	
4	H	Minnesota	1	3	34	H	Michigan St.	3	0	98	A	Iowa	3	1	155	H	Indiana	3	0	
7	A	Wisconsin	0	3	36	H	Arizona St.	3	0	98	H	Iowa	3	0	202	N	Robert Morris	3	0	
7	H	Wisconsin	3	2	46	A	Northwestern	2	3						248	A	Youngstown St.	3	0	
16	A	Purdue	2	3	46	H	Northwestern	3	0						270	H	Iona	3	0	
16	H	Purdue	3	0											291	H	Lehigh	3	0	
25	A	Michigan	3	0																
25	H	Michigan	3	2																
LAST 10 DIVISION I GAMES																				
					33	H	Illinois	3	0	3	H	Penn St.	3	0						
					46	H	Northwestern	3	0	16	H	Purdue	3	0						
					34	A	Michigan St.	3	0	155	H	Indiana	3	0						
					25	A	Michigan	3	0	7	A	Wisconsin	0	3						
					98	H	Iowa	3	0	4	A	Minnesota	0	3						

Non-Div. I Games

Ohio St.

Average RPI Win 82 Average RPI Loss 11				WON-LOST RECORD		WINNING PCT. RANK		LAST 10 GAMES		OPPONENT SUCCESS		OPP. STRENGTH OF SCHEDULE		TEAM RPI		ADJ RPI		CONF. RPI		ADJ CONF. RPI			
DIV. I ONLY				21- 10		76		4- 6		14		6		17		16		2		1			
DIV. I NON-CONF				10- 1		14		0- 0		28		17		11		12		2		3			
TOTALS				RPI 1-25		RPI 26-50		W-L RECORDS		RPI 51-100				RPI 101-150		RPI 150+							
21- 10				3- 9		7- 1		OVERALL		4- 0				4- 0		3- 0							
10- 5				1- 4		3- 1		HOME		2- 0				2- 0		2- 0							
9- 5				2- 5		3- 0		AWAY		2- 0				1- 0		1- 0							
2- 0				0- 0		1- 0		NEUTRAL		0- 0				1- 0		0- 0							
10- 1				1- 1		2- 0		NON-CONFERENCE		2- 0				4- 0		1- 0							
5- 0				0- 0		1- 0		HOME		1- 0				2- 0		1- 0							
3- 1				1- 1		0- 0		AWAY		1- 0				1- 0		0- 0							
2- 0				0- 0		1- 0		NEUTRAL		0- 0				1- 0		0- 0							
11- 9				2- 8		5- 1		CONFERENCE		2- 0				0- 0		2- 0							
5- 5				1- 4		2- 1		HOME		1- 0				0- 0		1- 0							
6- 4				1- 4		3- 0		AWAY		1- 0				0- 0		1- 0							
0- 0				0- 0		0- 0		NEUTRAL		0- 0				0- 0		0- 0							
RPI S	Opponent			Score		RPI S	Opponent			Score		RPI S	Opponent			Score		RPI S	Opponent			Score	
3	A	Penn St.		0	3	28	H	UNI		3	0	55	A	Dayton		3	2	120	H	Albany (N. Y.)		3	0
3	H	Penn St.		0	3	33	A	Illinois		3	0	86	H	Clemson		3	1	127	N	Virginia Tech		3	1
4	A	Minnesota		1	3	33	H	Illinois		3	0	98	A	Iowa		3	2	130	H	Western Mi ch.		3	0
4	H	Minnesota		0	3	34	A	Michigan St.		3	2	98	H	Iowa		3	0	149	A	Auburn		3	0
7	A	Wisconsi n		0	3	34	H	Mi chi gan St.		1	3							155	A	Indi ana		3	0
7	H	Wi sconsi n		0	3	36	N	Ari zona St.		3	2							155	H	Indi ana		3	0
8	A	Southern Cal i forni a		1	3	46	A	Northwestern		3	1							229	H	Bradl ey		3	0
15	A	Ohio St.		0	3	46	H	Northwestern		3	1												
15	H	Ohio St.		3	2																		
20	A	Pepperdi ne		3	1																		
25	A	Mi chi gan		3	2																		
25	H	Mi chi gan		0	3																		
LAST 10 DIVISION I GAMES																							
						7	H	Wi sconsi n		0	3	25	H	Mi chi gan		0	3						
						4	H	Mi nnesota		0	3	15	A	Ohi o St.		0	3						
						33	A	Ill i noi s		3	0	3	A	Penn St.		0	3						
						46	A	Northwestern		3	1	98	H	Iowa		3	0						
						34	H	Mi chi gan St.		1	3	155	H	Indi ana		3	0						

Non-Div. I Games

Purdue

Average RPI Win 114 Average RPI Loss 31				WON-LOST RECORD		WINNING PCT. RANK		LAST 10 GAMES		OPPONENT OPP. STRENGTH SUCCESS OF SCHEDULE		TEAM RPI		ADJ RPI		CONF. RPI		ADJ CONF. RPI					
DIV. I ONLY				22- 5		25		9- 1		39		43		16		17		7					
DIV. I NON-CONF				9- 4		79		1- 0		18		2		19		17		6					
TOTALS				RPI 1-25		RPI 26-50		W-L RECORDS		RPI 51-100				RPI 101-150		RPI 150+							
22- 5				3- 4		2- 0		OVERALL		6- 0				5- 1		6- 0							
7- 1				0- 0		1- 0		HOME		2- 0				1- 1		3- 0							
10- 3				1- 3		1- 0		AWAY		3- 0				2- 0		3- 0							
5- 1				2- 1		0- 0		NEUTRAL		1- 0				2- 0		0- 0							
9- 4				3- 4		0- 0		NON-CONFERENCE		2- 0				2- 0		2- 0							
1- 0				0- 0		0- 0		HOME		0- 0				0- 0		1- 0							
3- 3				1- 3		0- 0		AWAY		1- 0				0- 0		1- 0							
5- 1				2- 1		0- 0		NEUTRAL		1- 0				2- 0		0- 0							
13- 1				0- 0		2- 0		CONFERENCE		4- 0				3- 1		4- 0							
6- 1				0- 0		1- 0		HOME		2- 0				1- 1		2- 0							
7- 0				0- 0		1- 0		AWAY		2- 0				2- 0		2- 0							
0- 0				0- 0		0- 0		NEUTRAL		0- 0				0- 0		0- 0							
RPI S	Opponent			Score		RPI S	Opponent			Score		RPI S	Opponent			Score		RPI S	Opponent			Score	
1 A	Nebraska			0	3	26 A	Long Beach St.			3	2	51 A	UC Santa Barb.			3	1	103 N	Long Island			3	0
4 N	Minnesota			1	3	26 H	Long Beach St.			3	0	51 H	UC Santa Barb.			3	0	118 A	UC Irvine			3	1
9 N	Texas			3	2							60 A	UNLV			3	2	118 H	UC Irvine			2	3
12 A	Hawaii			3	2							82 N	Oral Roberts			3	2	145 N	Oregon St.			3	1
12 A	Hawaii			2	3							96 A	Cal St.			3	0	150 A	Cal St. Fullerton			3	1
20 A	Pepperdine			2	3							Northridge					150 H	Cal St. Fullerton			3	0	
21 N	Louisville			3	2							96 H	Cal St.			3	0	183 A	Pacific			3	0
												Northridge					183 H	Pacific			3	0	
																	228 A	UC Davis			3	0	
																	228 H	UC Davis			3	0	
																	243 A	UC Riverside			3	0	
																	243 H	UC Riverside			3	0	
LAST 10 DIVISION I GAMES																							
228 A	UC Davis			3	0	118 H	UC Irvine			2	3												
183 H	Pacific			3	0	26 H	Long Beach St.			3	0												
96 H	Cal St. Northridge			3	0	96 A	Cal St. Northridge			3	0												
243 A	UC Riverside			3	0	183 A	Pacific			3	0												
150 A	Cal St. Fullerton			3	1	51 H	UC Santa Barb.			3	0												

Non-Div. I Games

Cal Poly

Average RPI	W n 130	WON-LOST	WINNING	LAST 10	OPPONENT	OPP.	STRENGTH	TEAM	ADJ	CONF.	ADJ	CONF.
Average RPI	Loss 15	RECORD	PCT. RANK	GAMES	SUCCESS	OF	SCHEDULE	RPI	RPI	RPI	RPI	RPI
DIV. I ONLY		27- 3	9	9- 1	66		56	15	18	6	6	
DIV. I NON-CONF		9- 2	36	0- 0	80		27	34	34	7	8	
TOTALS	RPI 1-25		RPI 26-50	W-L RECORDS		RPI 51-100			RPI 101-150		RPI 150+	
27- 3	0- 2		5- 1	OVERALL		3- 0			10- 0		9- 0	
12- 0	0- 0		3- 0	HOME		1- 0			5- 0		3- 0	
11- 2	0- 2		2- 0	AWAY		2- 0			3- 0		4- 0	
4- 1	0- 0		0- 1	NEUTRAL		0- 0			2- 0		2- 0	
9- 2	0- 2		1- 0	NON-CONFERENCE		0- 0			4- 0		4- 0	
4- 0	0- 0		1- 0	HOME		0- 0			2- 0		1- 0	
2- 2	0- 2		0- 0	AWAY		0- 0			0- 0		2- 0	
3- 0	0- 0		0- 0	NEUTRAL		0- 0			2- 0		1- 0	
18- 1	0- 0		4- 1	CONFERENCE		3- 0			6- 0		5- 0	
8- 0	0- 0		2- 0	HOME		1- 0			3- 0		2- 0	
9- 0	0- 0		2- 0	AWAY		2- 0			3- 0		2- 0	
1- 1	0- 0		0- 1	NEUTRAL		0- 0			0- 0		1- 0	
RPI S Opponent Score		RPI S Opponent Score		RPI S Opponent Score		RPI S Opponent Score		RPI S Opponent Score				
6 A Florida 1 3		30 A Colorado St. 3 1		60 A UNLV 3 1		105 H Utah Valley St. 3 0						
8 A Southern Cal i forni a 1 3		30 H Colorado St. 3 0		60 A UNLV 3 0		112 N Arkansas St. 3 0						
		30 N Colorado St. 2 3		60 H UNLV 3 0		125 A San Diego St. 3 0						
		37 H Missouri St. 3 0				125 H San Diego St. 3 0						
		40 A Brigham Young 3 1				126 A TCU 3 1						
		40 H Brigham Young 3 0				126 H TCU 3 0						
						132 A Wyomi ng 3 2						
						132 H Wyomi ng 3 1						
						138 N North Carol i na 3 0						
						139 H Temple 3 0						
						174 A New Mexi co 3 1						
						174 H New Mexi co 3 0						
						174 N New Mexi co 3 0						
						189 H Utah St. 3 0						
						206 A Weber St. 3 0						
						219 A Idaho St. 3 0						
						223 N Fresno St. 3 0						
						267 A Air Force 3 0						
						267 H Air Force 3 0						
		LAST 10 DIVISION I GAMES										
		30 N Col orado St. 2 3		132H Wyomi ng 3 1								
		60 A UNLV 3 0		174A New Mexi co 3 1								
		174 N New Mexi co 3 0		126A TCU 3 1								
		30 A Col orado St. 3 1		40 H Bri gham Young 3 0								
		267 A Air Force 3 0		60 H UNLV 3 0								

Non-Di v. I Games

Utah

Average RPI Win 83 Average RPI Loss 22				WON-LOST RECORD		WINNING PCT. RANK		LAST 10 GAMES		OPPONENT OPP. STRENGTH SUCCESS OF SCHEDULE		TEAM RPI		ADJ RPI		CONF. RPI		ADJ CONF. RPI					
DIV. I ONLY				16- 11		113		8- 2		2		19		20		5		5					
DIV. I NON-CONF				5- 8		208		1- 1		3		24		23		5		5					
TOTALS				RPI 1-25		RPI 26-50		W-L RECORDS		RPI 51-100		RPI 101-150		RPI 150+									
16- 11				2- 8		2- 1		OVERALL		7- 2		1- 0		4- 0									
10- 3				2- 3		1- 0		HOME		4- 0		1- 0		2- 0									
4- 8				0- 5		0- 1		AWAY		2- 2		0- 0		2- 0									
2- 0				0- 0		1- 0		NEUTRAL		1- 0		0- 0		0- 0									
5- 8				1- 7		1- 0		NON-CONFERENCE		2- 1		1- 0		0- 0									
3- 3				1- 3		0- 0		HOME		1- 0		1- 0		0- 0									
0- 5				0- 4		0- 0		AWAY		0- 1		0- 0		0- 0									
2- 0				0- 0		1- 0		NEUTRAL		1- 0		0- 0		0- 0									
11- 3				1- 1		1- 1		CONFERENCE		5- 1		0- 0		4- 0									
7- 0				1- 0		1- 0		HOME		3- 0		0- 0		2- 0									
4- 3				0- 1		0- 1		AWAY		2- 1		0- 0		2- 0									
0- 0				0- 0		0- 0		NEUTRAL		0- 0		0- 0		0- 0									
RPI S	Opponent			Score		RPI S	Opponent			Score		RPI S	Opponent			Score		RPI S	Opponent			Score	
2 A	UCLA			2	3	30 N	Colorado St.			3	1	51 A	UC Santa Barb.			0	3	103 H	Long Isl and			3	0
8 H	Southern Cal i fornia			2	3	31 A	Santa Clara			0	3	55 H	Dayton			3	2	160 A	Gonzaga			3	0
9 H	Texas			1	3	31 H	Santa Clara			3	0	66 A	San Franci sco			3	1	160 H	Gonzaga			3	0
12 A	Hawai i			2	3							66 H	San Franci sco			3	0	170 A	Portl and			3	0
12 A	Hawai i			2	3							67 A	Loyol a Marymount			0	3	170 H	Portl and			3	0
13 A	San Di ego			1	3							67 H	Loyol a Marymount			3	0						
13 H	San Di ego			3	1							70 A	St. Mary' s (Cal .)			3	2						
16 H	Purdue			1	3							70 H	St. Mary' s (Cal .)			3	0						
17 H	Cal Poly			3	2							72 N	Ameri can			3	0						
19 A	Cal i fornia			0	3																		
LAST 10 DIVISION I GAMES																							
55 H Dayton						3	2	13 H San Di ego						3	1								
2 A UCLA						2	3	31 H Santa Clara						3	0								
67 H Loyol a Marymount						3	0	160A Gonzaga						3	0								
66 A San Franci sco						3	1	170A Portl and						3	0								
70 A St. Mary' s (Cal .)						3	2	67 A Loyol a Marymount						0	3								

Non-Di v. I Games

Pepperdine

Average RPI	Win 128	WON-LOST	WINNING	LAST 10	OPPONENT	OPP.	STRENGTH	TEAM	ADJ	CONF.	ADJ	CONF.					
		RECORD	PCT.	RANK	SUCCESS	OF	SCHEDULE	RPI	RPI	RPI	RPI	RPI					
DIV. I ONLY		25- 6		27			63	22	21	12		13					
DIV. I NON-CONF		9- 5		105			21	22	21	11		11					
<hr/>																	
TOTALS		RPI 1-25		RPI 26-50		W-L RECORDS		RPI 51-100		RPI 101-150		RPI 150+					
25- 6		2- 3		3- 1		OVERALL		7- 2		4- 0		9- 0					
16- 2		1- 0		2- 0		HOME		3- 2		3- 0		7- 0					
5- 3		0- 2		0- 1		AWAY		2- 0		1- 0		2- 0					
4- 1		1- 1		1- 0		NEUTRAL		2- 0		0- 0		0- 0					
9- 5		2- 2		1- 1		NON-CONFERENCE		2- 2		2- 0		2- 0					
8- 2		1- 0		1- 0		HOME		2- 2		2- 0		2- 0					
0- 2		0- 1		0- 1		AWAY		0- 0		0- 0		0- 0					
1- 1		1- 1		0- 0		NEUTRAL		0- 0		0- 0		0- 0					
16- 1		0- 1		2- 0		CONFERENCE		5- 0		2- 0		7- 0					
8- 0		0- 0		1- 0		HOME		1- 0		1- 0		5- 0					
5- 1		0- 1		0- 0		AWAY		2- 0		1- 0		2- 0					
3- 0		0- 0		1- 0		NEUTRAL		2- 0		0- 0		0- 0					
RPI S	Opponent	Score		RPI S	Opponent	Score		RPI S	Opponent	Score		RPI S	Opponent	Score			
1 A	Nebraska	0	3	38 H	Wis. -Milwaukee	3	0	55 H	Dayton	3	1	108 A	Pittsburgh	3	1		
4 N	Minnesota	3	1	44 A	Tennessee	1	3	59 H	Cincinnati	3	0	115 H	Marshall	3	0		
17 N	Cal Poly	2	3	48 H	Notre Dame	3	0	61 H	Jacksonville St.	2	3	134 H	Seton Hall	3	0		
22 H	Ohio	3	1	48 N	Notre Dame	3	2	63 H	Xavier	3	1	135 H	Tennessee Tech	3	0		
24 A	St. John's (N.Y.)	0	3					80 H	Arizona	1	3	165 H	Villanova	3	0		
								85 A	Marquette	3	1	173 H	South Fla.	3	0		
								85 N	Marquette	3	2	186 H	Jacksonville	3	0		
								97 A	Connecticut	3	1	200 A	Syracuse	3	1		
								97 N	Connecticut	3	1	204 H	Georgetown	3	0		
												249 H	Rutgers	3	0		
												265 H	UMKC	3	0		
												275 H	DePaul	3	0		
												285 A	West Virginia	3	1		
<hr/>																	
LAST 10 DIVISION I GAMES																	
22 H Ohio				3	1	204 H Georgetown				3	0	173 H South Fla.				3	0
115 H Marshall				3	0	108 A Pittsburgh				3	1	285 A West Virginia				3	1
48 N Notre Dame				3	2	48 H Notre Dame				3	0						
85 N Marquette				3	2												
97 N Connecticut				3	1												

Non-Div. I Games

Louisville

Average RPI	W n 155	WON-LOST	WINNING	LAST 10	OPPONENT	OPP.	STRENGTH	TEAM	ADJ	CONF.	ADJ	CONF.
Average RPI	Loss 13	RECORD	PCT. RANK	GAMES	SUCCESS	OF	SCHEDULE	RPI	RPI	RPI	RPI	RPI
DIV. I ONLY		28- 4	12	9- 1	57		82	21	22	14	15	
DIV. I NON-CONF		9- 4	79	1- 1	39		15	35	36	15	12	

TOTALS	RPI 1-25		RPI 26-50		W-L RECORDS		RPI 51-100			RPI 101-150		RPI 150+
28- 4	0- 4		1- 0		OVERALL		6- 0			4- 0		17- 0
8- 0	0- 0		0- 0		HOME		2- 0			2- 0		4- 0
11- 3	0- 3		0- 0		AWAY		2- 0			1- 0		8- 0
9- 1	0- 1		1- 0		NEUTRAL		2- 0			1- 0		5- 0
9- 4	0- 4		1- 0		NON-CONFERENCE		2- 0			0- 0		6- 0
0- 0	0- 0		0- 0		HOME		0- 0			0- 0		0- 0
2- 3	0- 3		0- 0		AWAY		0- 0			0- 0		2- 0
7- 1	0- 1		1- 0		NEUTRAL		2- 0			0- 0		4- 0
19- 0	0- 0		0- 0		CONFERENCE		4- 0			4- 0		11- 0
8- 0	0- 0		0- 0		HOME		2- 0			2- 0		4- 0
9- 0	0- 0		0- 0		AWAY		2- 0			1- 0		6- 0
2- 0	0- 0		0- 0		NEUTRAL		0- 0			1- 0		1- 0
RPI S	Opponent	Score	RPI S	Opponent	Score	RPI S	Opponent	Score	RPI S	Opponent	Score	
7 A	Wisconsin	2 3	48 N	Notre Dame	3 1	51 N	UC Santa Barb.	3 0	130 H	Western Mi ch.	3 1	
10 N	Washington	0 3				65 A	Bowling Green	3 2	130 N	Western Mi ch.	3 0	
13 A	San Diego	1 3				65 A	Bowling Green	3 0	144 A	Miami (Ohio)	3 0	
21 A	Louisville	1 3				65 H	Bowling Green	3 0	144 H	Miami (Ohio)	3 1	
						68 N	Yale	3 0	153 A	Davidson	3 0	
						92 H	Northern Ill.	3 1	156 H	Eastern Mi ch.	3 0	
									156 N	Eastern Mi ch.	3 2	
									158 N	Maryland	3 1	
									170 N	Portland	3 0	
									171 A	Ball St.	3 0	
									172 A	Toledo	3 0	
									187 A	Central Mi ch.	3 1	
									199 N	Brown	3 0	
									215 A	Stony Brook	3 0	
									216 A	Buffalo	3 1	
									216 H	Buffalo	3 0	
									221 A	Kent St.	3 0	
									221 H	Kent St.	3 0	
									222 N	Liberty	3 0	
									255 A	Akron	3 0	
									255 H	Akron	3 0	

LAST 10 DIVISION I GAMES												
21 A	Louisville	1 3	65 H	Bowling Green	3 0							
48 N	Notre Dame	3 1	144 H	Miami (Ohio)	3 1							
65 A	Bowling Green	3 0	187 A	Central Mi ch.	3 1							
130 N	Western Mi ch.	3 0	221 A	Kent St.	3 0							
156 N	Eastern Mi ch.	3 2	144 A	Miami (Ohio)	3 0							

Non-Div. I Games

Ohio

Average RPI Win 98 Average RPI Loss 16				WON-LOST RECORD		WINNING PCT. RANK		LAST 10 GAMES		OPPONENT OPP. STRENGTH SUCCESS OF SCHEDULE		TEAM RPI		ADJ RPI		CONF. RPI		ADJ CONF. RPI					
DIV. I ONLY				16- 11		113		6- 4		6		23		23		3		3					
DIV. I NON-CONF				4- 3		126		0- 0		4		58		17		19		1					
TOTALS				RPI 1-25		RPI 26-50		W-L RECORDS		RPI 51-100		RPI 101-150		RPI 150+									
16- 11				1- 8		1- 3		OVERALL		7- 0		5- 0		2- 0									
11- 3				1- 2		1- 1		HOME		4- 0		3- 0		2- 0									
5- 6				0- 4		0- 2		AWAY		3- 0		2- 0		0- 0									
0- 2				0- 2		0- 0		NEUTRAL		0- 0		0- 0		0- 0									
4- 3				0- 3		0- 0		NON-CONFERENCE		1- 0		1- 0		2- 0									
4- 0				0- 0		0- 0		HOME		1- 0		1- 0		2- 0									
0- 1				0- 1		0- 0		AWAY		0- 0		0- 0		0- 0									
0- 2				0- 2		0- 0		NEUTRAL		0- 0		0- 0		0- 0									
12- 8				1- 5		1- 3		CONFERENCE		6- 0		4- 0		0- 0									
7- 3				1- 2		1- 1		HOME		3- 0		2- 0		0- 0									
5- 5				0- 3		0- 2		AWAY		3- 0		2- 0		0- 0									
0- 0				0- 0		0- 0		NEUTRAL		0- 0		0- 0		0- 0									
RPI S	Opponent			Score		RPI S	Opponent			Score		RPI S	Opponent			Score		RPI S	Opponent			Score	
1	A	Nebraska		0	3	32	A	Iowa St.		2	3	52	A	Texas A&M		3	2	101	A	Kansas St.		3	0
1	H	Nebraska		3	2	32	H	Iowa St.		0	3	52	H	Texas A&M		3	0	101	H	Kansas St.		3	2
2	N	UCLA		0	3	45	A	Mi ssouri		1	3	59	H	Ci nci nnati		3	0	133	H	Denver		3	0
6	N	Fl ori da		0	3	45	H	Mi ssouri		3	2	79	A	Bayl or		3	2	136	A	Kansas		3	0
9	A	Texas		0	3							79	H	Bayl or		3	2	136	H	Kansas		3	2
9	H	Texas		0	3							100	A	Texas Tech		3	0	190	H	Central Conn. St.		3	0
12	A	Hawai i		0	3							100	H	Texas Tech		3	0	198	H	Southern Mi ss.		3	0
14	A	Okl ahoma		2	3																		
14	H	Okl ahoma		2	3																		
						LAST 10 DIVISION I GAMES																	
						32	A	Iowa St.		2	3	45	A	Mi ssouri		1	3						
						79	H	Bayl or		3	2	101	H	Kansas St.		3	2						
						14	A	Okl ahoma		2	3	9	H	Texas		0	3						
						1	H	Nebraska		3	2	52	A	Texas A&M		3	2						
						136	A	Kansas		3	0	100	H	Texas Tech		3	0						

Non-Div. I Games

Col orado

Average RPI	Win 159	WON-LOST	WINNING	LAST 10	OPPONENT	OPP.	STRENGTH	TEAM	ADJ	CONF.	ADJ CONF.						
Average RPI	Loss 18	RECORD	PCT. RANK	GAMES	SUCCESS	OF	SCHEDULE	RPI	RPI	RPI	RPI						
DIV. I ONLY		30- 4	11	7- 3	96		100	24	24	12	13						
DIV. I NON-CONF		15- 3	33	0- 2	53		122	29	29	11	11						
TOTALS	RPI 1-25		RPI 26-50	W-L RECORDS		RPI 51-100			RPI 101-150	RPI 150+							
30- 4	1- 3		2- 1	OVERALL		7- 0			3- 0	17- 0							
10- 0	1- 0		1- 0	HOME		1- 0			1- 0	6- 0							
11- 0	0- 0		1- 0	AWAY		5- 0			1- 0	4- 0							
9- 4	0- 3		0- 1	NEUTRAL		1- 0			1- 0	7- 0							
15- 3	0- 3		1- 0	NON-CONFERENCE		4- 0			1- 0	9- 0							
3- 0	0- 0		1- 0	HOME		0- 0			0- 0	2- 0							
4- 0	0- 0		0- 0	AWAY		3- 0			0- 0	1- 0							
8- 3	0- 3		0- 0	NEUTRAL		1- 0			1- 0	6- 0							
15- 1	1- 0		1- 1	CONFERENCE		3- 0			2- 0	8- 0							
7- 0	1- 0		0- 0	HOME		1- 0			1- 0	4- 0							
7- 0	0- 0		1- 0	AWAY		2- 0			1- 0	3- 0							
1- 1	0- 0		0- 1	NEUTRAL		0- 0			0- 0	1- 0							
RPI S Opponent Score	RPI S Opponent Score				RPI S Opponent Score	RPI S Opponent Score				RPI S Opponent Score							
6 N Florida 0 3	35 H Hofstra 3 0				59 H Cincinnati 3 0	104 N Florida St. 3 1											
8 N Southern California 0 3	48 A Notre Dame 3 0				72 N American 3 1	108 A Pittsburgh 3 1											
11 N LSU 0 3	48 N Notre Dame 1 3				75 A Fairfield 3 0	134 H Seton Hall 3 0											
21 H Louisville 3 0					76 A South Carolina 3 2	165 H Villanova 3 2											
					85 A Marquette 3 0	168 N Bucknell 3 0											
					93 A Cornell 3 1	173 H South Fla. 3 0											
					97 A Connecticut 3 0	173 N South Fla. 3 0											
						191 A William & Mary 3 0											
						200 A Syracuse 3 0											
						204 H Georgetown 3 0											
						208 N Binghamton 3 0											
						210 N New Hampshire 3 0											
						215 H Stony Brook 3 0											
						216 N Buffalo 3 0											
						237 H Columbia 3 0											
						249 H Rutgers 3 0											
						267 N Air Force 3 0											
						275 A DePaul 3 0											
						285 A West Virginia 3 1											
						318 N Norfolk St. 3 0											
LAST 10 DIVISION I GAMES																	
6 N Florida 0 3	249 H Rutgers 3 0																
11 N LSU 0 3	85 A Marquette 3 0																
48 N Notre Dame 1 3	200 A Syracuse 3 0																
173 N South Fla. 3 0	173 H South Fla. 3 0																
165 H Villanova 3 2	204 H Georgetown 3 0																

Non-Div. I Games

St. John's (N.Y.)

Average RPI			Win 101	WON-LOST		WINNING		LAST 10		OPPONENT		OPP.	STRENGTH	TEAM	ADJ	CONF.	ADJ	CONF.									
Average RPI			Loss 28	RECORD		PCT. RANK		GAMES		SUCCESS		OF	SCHEDULE	RPI	RPI	RPI	RPI	RPI									
DIV. I ONLY				21- 12		87		5- 5		23		19		29	25	2		1									
DIV. I NON-CONF				13- 0		1		0- 0		64		64		15	16	2		3									
TOTALS			RPI	1-25		RPI		26-50		W-L RECORDS		RPI		51-100		RPI		101-150		RPI		150+					
21- 12				3- 8				4- 3		OVERALL				6- 0				1- 0				7- 1					
10- 6				1- 4				2- 1		HOME				4- 0				0- 0				3- 1					
6- 6				1- 4				1- 2		AWAY				1- 0				1- 0				2- 0					
5- 0				1- 0				1- 0		NEUTRAL				1- 0				0- 0				2- 0					
13- 0				1- 0				1- 0		NON-CONFERENCE				4- 0				1- 0				6- 0					
6- 0				0- 0				0- 0		HOME				3- 0				0- 0				3- 0					
2- 0				0- 0				0- 0		AWAY				0- 0				1- 0				1- 0					
5- 0				1- 0				1- 0		NEUTRAL				1- 0				0- 0				2- 0					
8- 12				2- 8				3- 3		CONFERENCE				2- 0				0- 0				1- 1					
4- 6				1- 4				2- 1		HOME				1- 0				0- 0				0- 1					
4- 6				1- 4				1- 2		AWAY				1- 0				0- 0				1- 0					
0- 0				0- 0				0- 0		NEUTRAL				0- 0				0- 0				0- 0					
RPI	S	Opponent			Score		RPI	S	Opponent			Score		RPI	S	Opponent			Score		RPI	S	Opponent			Score	
3	A	Penn St.			1	3	32	N	Iowa St.			3	1	69	H	Virginia			3	0	118	A	UC Irvine			3	0
3	H	Penn St.			0	3	33	A	Illinois			3	0	71	N	Western Ky.			3	0	155	A	Indiana			3	0
4	A	Minnesota			0	3	33	H	Illinois			3	1	85	H	Marquette			3	0	155	H	Indiana			2	3
4	H	Minnesota			3	1	34	A	Michigan St.			0	3	90	H	IPFW			3	0	172	A	Toledo			3	0
7	A	Wisconsin			0	3	34	H	Michigan St.			0	3	98	A	Iowa			3	0	183	H	Pacific			3	0
7	H	Wisconsin			0	3	46	A	Northwestern			2	3	98	H	Iowa			3	0	185	H	Rice			3	0
13	N	San Diego			3	0	46	H	Northwestern			3	0								195	N	Wright St.			3	0
15	A	Ohio St.			2	3															208	N	Binghamton			3	1
15	H	Ohio St.			0	3															210	H	New Hampshire			3	0
16	A	Purdue			3	0																					
16	H	Purdue			2	3																					
LAST 10 DIVISION I GAMES																											
						98	A	Iowa			3	0	16	A	Purdue			3	0								
						34	A	Michigan St.			0	3	4	H	Minnesota			3	1								
						3	H	Penn St.			0	3	7	H	Wisconsin			0	3								
						15	H	Ohio St.			0	3	46	A	Northwestern			2	3								
						155	A	Indiana			3	0	33	A	Illinois			3	0								

Non-Di v. I Games

Mi chi gan

Average RPI Win 137 Average RPI Loss 24				WON-LOST RECORD		WINNING PCT. RANK		LAST 10 GAMES		OPPONENT OPP. STRENGTH SUCCESS OF SCHEDULE		TEAM RPI		ADJ RPI		CONF. RPI		ADJ CONF. RPI					
DIV. I ONLY				25- 5		21		9- 1		113		28		26		7		7					
DIV. I NON-CONF				13- 3		39		3- 0		101		41		37		6		6					
TOTALS				RPI 1-25		RPI 26-50		W-L RECORDS		RPI 51-100				RPI 101-150		RPI 150+							
25- 5				0- 3		2- 2		OVERALL		7- 0				7- 0		9- 0							
16- 2				0- 1		1- 1		HOME		4- 0				5- 0		6- 0							
7- 3				0- 2		0- 1		AWAY		2- 0				2- 0		3- 0							
2- 0				0- 0		1- 0		NEUTRAL		1- 0				0- 0		0- 0							
13- 3				0- 1		2- 2		NON-CONFERENCE		3- 0				3- 0		5- 0							
10- 1				0- 0		1- 1		HOME		2- 0				3- 0		4- 0							
1- 2				0- 1		0- 1		AWAY		0- 0				0- 0		1- 0							
2- 0				0- 0		1- 0		NEUTRAL		1- 0				0- 0		0- 0							
12- 2				0- 2		0- 0		CONFERENCE		4- 0				4- 0		4- 0							
6- 1				0- 1		0- 0		HOME		2- 0				2- 0		2- 0							
6- 1				0- 1		0- 0		AWAY		2- 0				2- 0		2- 0							
0- 0				0- 0		0- 0		NEUTRAL		0- 0				0- 0		0- 0							
RPI S	Opponent			Score		RPI S	Opponent			Score		RPI S	Opponent			Score		RPI S	Opponent			Score	
1 A	Nebraska			0	3	41 A	Sacramento St.			0	3	51 A	UC Santa Barb.			3	0	118 A	UC Irvine			3	0
17 A	Cal Poly			0	3	42 H	Oregon			1	3	51 H	UC Santa Barb.			3	2	118 H	UC Irvine			3	1
17 H	Cal Poly			2	3	45 H	Missouri			3	0	60 H	UNLV			3	1	120 H	Albany (N. Y.)			3	0
						47 N	Middle Tenn.			3	1	70 H	St. Mary's (Cal.)			3	0	124 H	VCU			3	0
												70 N	St. Mary's (Cal.)			3	2	130 H	Western Mich.			3	0
												96 A	Cal St.			3	1	150 A	Cal St. Fullerton			3	0
													Northridge					150 H	Cal St. Fullerton			3	0
												96 H	Cal St.			3	0	151 H	Idaho			3	0
													Northridge					165 H	Villanova			3	0
																		183 A	Pacific			3	0
																		183 H	Pacific			3	0
																		228 A	UC Davis			3	0
																		228 H	UC Davis			3	0
																		243 A	UC Riverside			3	0
																		243 H	UC Riverside			3	0
																		311 H	Alabama St.			3	0
LAST 10 DIVISION I GAMES																							
130 H	Western Mich.			3	0	150 H	Cal St. Fullerton			3	0	243 H	UC Riverside			3	0						
120 H	Albany (N. Y.)			3	0	118 A	UC Irvine			3	0	51 A	UC Santa Barb.			3	0						
124 H	VCU			3	0	17 A	Cal Poly			0	3												
183 A	Pacific			3	0																		
96 A	Cal St. Northridge			3	1																		

Non-Div. I Games

Long Beach St.

Average RPI Win 147 Average RPI Loss 54				WON-LOST RECORD		WINNING PCT. RANK		LAST 10 GAMES		OPPONENT OPP. STRENGTH SUCCESS OF SCHEDULE		TEAM RPI	ADJ RPI	CONF. RPI	ADJ CONF. RPI		
DIV. I ONLY				28- 3		8		10- 0		162		69		25	27	8	8
DIV. I NON-CONF				7- 2		51		0- 0		180		26		67	64	8	7
TOTALS				RPI 1-25		RPI 26-50		W-L RECORDS		RPI 51-100				RPI 101-150		RPI 150+	
28- 3				0- 1		1- 1		OVERALL		5- 0				11- 1		11- 0	
14- 0				0- 0		0- 0		HOME		3- 0				6- 0		5- 0	
11- 2				0- 1		1- 0		AWAY		2- 0				4- 1		4- 0	
3- 1				0- 0		0- 1		NEUTRAL		0- 0				1- 0		2- 0	
7- 2				0- 1		1- 1		NON-CONFERENCE		1- 0				2- 0		3- 0	
3- 0				0- 0		0- 0		HOME		1- 0				1- 0		1- 0	
1- 1				0- 1		1- 0		AWAY		0- 0				0- 0		0- 0	
3- 1				0- 0		0- 1		NEUTRAL		0- 0				1- 0		2- 0	
21- 1				0- 0		0- 0		CONFERENCE		4- 0				9- 1		8- 0	
11- 0				0- 0		0- 0		HOME		2- 0				5- 0		4- 0	
10- 1				0- 0		0- 0		AWAY		2- 0				4- 1		4- 0	
0- 0				0- 0		0- 0		NEUTRAL		0- 0				0- 0		0- 0	
RPI S Opponent				Score		RPI S Opponent				Score		RPI S Opponent				Score	
3 A Penn St.				0 3		36 A Arizona St.				3 2		69 A Virginia				3 0	
						48 N Notre Dame				1 3		69 H Virginia				3 1	
												85 H Marquette				3 1	
												86 A Clemson				3 2	
												86 H Clemson				3 0	
												104 A Florida St.				3 0	
												104 H Florida St.				3 0	
												110 A Georgia Tech				2 3	
												110 H Georgia Tech				3 1	
												116 N Eastern Ky.				3 0	
												124 H VCU				3 0	
												127 A Virginia Tech				3 0	
												127 H Virginia Tech				3 0	
												138 A North Carolina				3 0	
												138 H North Carolina				3 1	
												142 A Wake Forest				3 0	
												142 H Wake Forest				3 0	
												158 A Maryland				3 1	
												158 H Maryland				3 0	
												169 A Boston College				3 0	
												169 H Boston College				3 0	
												182 A Miami (Fla.)				3 0	
												182 H Miami (Fla.)				3 0	
												217 H Gardner-Webb				3 0	
												265 A North Carolina St.				3 0	
												265 H North Carolina St.				3 0	
												272 N Butler				3 0	
												285 N West Virginia				3 0	
						LAST 10 DIVISION I GAMES											
						182 H Miami (Fla.)				3 0		158A Maryland				3 1	
						104 H Florida St.				3 0		142H Wake Forest				3 0	
						127 A Virginia Tech				3 0		138H North Carolina				3 1	
						69 A Virginia				3 0		265H North Carolina St.				3 0	
						169 A Boston College				3 0		86 A Clemson				3 2	

Non-Div. I Games

Duke

Average RPI Win 142 Average RPI Loss 53			WON-LOST RECORD		WINNING PCT. RANK		LAST 10 GAMES		OPPONENT OPP. SUCCESS OF SCHEDULE		TEAM RPI		ADJ RPI		CONF. RPI		ADJ CONF. RPI		
DIV. I ONLY			27- 7		31		10- 0		74		66		27		28		10		
DIV. I NON-CONF			9- 5		105		1- 0		60		22		60		59		10		
TOTALS			RPI 1-25		RPI 26-50		W-L RECORDS		RPI 51-100				RPI 101-150		RPI 150+				
27- 7			0- 2		4- 1		OVERALL		8- 2				2- 2		13- 0				
13- 2			0- 0		2- 0		HOME		4- 1				1- 1		6- 0				
9- 4			0- 1		1- 1		AWAY		2- 1				0- 1		6- 0				
5- 1			0- 1		1- 0		NEUTRAL		2- 0				1- 0		1- 0				
9- 5			0- 2		1- 1		NON-CONFERENCE		3- 0				2- 2		3- 0				
5- 1			0- 0		1- 0		HOME		2- 0				1- 1		1- 0				
1- 3			0- 1		0- 1		AWAY		0- 0				0- 1		1- 0				
3- 1			0- 1		0- 0		NEUTRAL		1- 0				1- 0		1- 0				
18- 2			0- 0		3- 0		CONFERENCE		5- 2				0- 0		10- 0				
8- 1			0- 0		1- 0		HOME		2- 1				0- 0		5- 0				
8- 1			0- 0		1- 0		AWAY		2- 1				0- 0		5- 0				
2- 0			0- 0		1- 0		NEUTRAL		1- 0				0- 0		0- 0				
RPI S Opponent			Score		RPI S Opponent			Score		RPI S Opponent			Score		RPI S Opponent			Score	
4 N Minnesota			1 3		32 A Iowa St.			1 3		54 A Wichita St.			0 3		101 H Kansas St.			1 3	
16 A Purdue			0 3		37 A Missouri St.			3 2		54 H Wichita St.			1 3		110 A Georgia Tech			2 3	
					37 H Missouri St.			3 1		57 H Alabama			3 2		120 N Albany (N.Y.)			3 1	
					37 N Missouri St.			3 0		58 A Creighton			3 2		123 H North Dakota St.			3 0	
					48 H Notre Dame			3 2		58 H Creighton			3 0		162 N Georgia			3 0	
										58 N Creighton			3 0		180 A Georgia St.			3 0	
										84 A Illinois St.			3 1		196 A Evansville			3 0	
										84 H Illinois St.			3 0		196 H Evansville			3 0	
										86 N Clemson			3 2		197 A Southern Ill.			3 0	
										99 H Mississippi St.			3 0		197 H Southern Ill.			3 0	
															229 A Bradley			3 0	
															229 H Bradley			3 0	
															232 H Western Ill.			3 0	
															234 A Drake			3 0	
															234 H Drake			3 0	
															277 A Indiana St.			3 0	
															277 H Indiana St.			3 0	

Non-Div. I Games

UNI

[illegible]

Non-Div. I Games

New Mexico St.

New Mexico cost:

New Mexico:

Average RPI	Win 139	WON-LOST	WINNING	LAST 10	OPPONENT	OPP.	STRENGTH	TEAM	ADJ	CONF.	ADJ	CONF.
Average RPI	Loss 34	RECORD	PCT. RANK	GAMES	SUCCESS	OF	SCHEDULE	RPI	RPI	RPI	RPI	RPI
DIV. I ONLY		20- 9	67	7- 3	31		64	31	30	6		6
DIV. I NON-CONF		6- 4	114	0- 0	25		36	52	48	7		8

TOTALS	RPI 1-25		RPI 26-50		W-L RECORDS		RPI 51-100		RPI 101-150		RPI 150+	
20- 9	1- 4		0- 3		OVERALL		2- 2		11- 0		6- 0	
11- 4	0- 1		0- 2		HOME		1- 1		6- 0		4- 0	
5- 4	0- 2		0- 1		AWAY		0- 1		3- 0		2- 0	
4- 1	1- 1		0- 0		NEUTRAL		1- 0		2- 0		0- 0	
6- 4	0- 2		0- 1		NON-CONFERENCE		1- 1		3- 0		2- 0	
5- 2	0- 0		0- 1		HOME		0- 1		3- 0		2- 0	
0- 1	0- 1		0- 0		AWAY		0- 0		0- 0		0- 0	
1- 1	0- 1		0- 0		NEUTRAL		1- 0		0- 0		0- 0	
14- 5	1- 2		0- 2		CONFERENCE		1- 1		8- 0		4- 0	
6- 2	0- 1		0- 1		HOME		1- 0		3- 0		2- 0	
5- 3	0- 1		0- 1		AWAY		0- 1		3- 0		2- 0	
3- 0	1- 0		0- 0		NEUTRAL		0- 0		2- 0		0- 0	
RPI S Opponent	Score		RPI S Opponent	Score		RPI S Opponent	Score		RPI S Opponent	Score		
18 A Utah	0 3		37 H Missouri St.	2 3		52 H Texas A&M	1 3		107 H James Madi son	3 0		
18 H Utah	1 3		40 A Brigham Young	2 3		60 A UNLV	2 3		125 A San Di ego St.	3 2		
18 N Utah	3 2		40 H Brigham Young	2 3		60 H UNLV	3 0		125 H San Di ego St.	3 1		
19 A Cal i forni a	1 3					72 N Ameri can	3 2		125 N San Di ego St.	3 0		
20 N Pepperdi ne	1 3								126 A TCU	3 1		
									126 H TCU	3 0		
									126 N TCU	3 1		
									132 A Wyomi ng	3 1		
									132 H Wyomi ng	3 0		
									133 H Denver	3 0		
									142 H Wake Forest	3 0		
									161 H Morgan St.	3 0		
									174 A New Mexi co	3 0		
									174 H New Mexi co	3 0		
									193 H Fla. Atlanti c	3 0		
									267 A Ai r Force	3 0		
									267 H Ai r Force	3 0		

LAST 10 DIVISION I GAMES												
18 N Utah	3 2		60 A UNLV	2 3								
125 N San Di ego St.	3 0		125A San Di ego St.	3 2								
126 N TCU	3 1		267H Ai r Force	3 0								
18 H Utah	1 3		132H Wyomi ng	3 0								
40 H Bri gham Young	2 3		174A New Mexi co	3 0								

Non-Di v. I Games

Col orado St.

[illegible]

Non-Div. I Games

Santa Clara

Average RPI Win 113 Average RPI Loss 23			WON-LOST RECORD		WINNING PCT. RANK		LAST 10 GAMES		OPPONENT SUCCESS		OPP. STRENGTH OF SCHEDULE		TEAM RPI		ADJ RPI		CONF. RPI		ADJ CONF. RPI	
DIV. I ONLY			20- 10		78		7- 3		45		32		38		32		3		3	
DIV. I NON-CONF			8- 2		42		0- 0		141		121		59		56		1		1	
TOTALS			RPI 1-25		RPI 26-50		W-L RECORDS		RPI 51-100		RPI 101-150		RPI 150+							
20- 10			2- 8		2- 1		OVERALL		6- 1		6- 0		4- 0							
10- 4			1- 3		1- 1		HOME		3- 0		3- 0		2- 0							
8- 4			1- 3		1- 0		AWAY		3- 1		3- 0		0- 0							
2- 2			0- 2		0- 0		NEUTRAL		0- 0		0- 0		2- 0							
8- 2			0- 2		1- 0		NON-CONFERENCE		1- 0		2- 0		4- 0							
4- 0			0- 0		1- 0		HOME		0- 0		1- 0		2- 0							
2- 0			0- 0		0- 0		AWAY		1- 0		1- 0		0- 0							
2- 2			0- 2		0- 0		NEUTRAL		0- 0		0- 0		2- 0							
12- 8			2- 6		1- 1		CONFERENCE		5- 1		4- 0		0- 0							
6- 4			1- 3		0- 1		HOME		3- 0		2- 0		0- 0							
6- 4			1- 3		1- 0		AWAY		2- 1		2- 0		0- 0							
0- 0			0- 0		0- 0		NEUTRAL		0- 0		0- 0		0- 0							
RPI S	Opponent		Score		RPI S	Opponent		Score		RPI S	Opponent		Score		RPI S	Opponent		Score		
1 A	Nebraska		0 3		28 H	UNI		3 1		52 A	Texas A&M		3 2		101 A	Kansas St.		3 2		
1 H	Nebraska		1 3		45 A	Mi ssouri		3 1		52 H	Texas A&M		3 1		101 H	Kansas St.		3 1		
9 A	Texas		0 3		45 H	Mi ssouri		0 3		79 A	Bayl or		3 0		118 A	UC I rvi ne		3 0		
9 H	Texas		0 3							79 H	Bayl or		3 0		119 H	South Dakota St.		3 1		
13 N	San Di ego		2 3							98 A	I owa		3 2		136 A	Kansas		3 0		
14 A	Okl ahoma		2 3							100 A	Texas Tech		2 3		136 H	Kansas		3 0		
14 H	Okl ahoma		0 3							100 H	Texas Tech		3 1		157 H	Val parai so		3 0		
23 A	Col orado		3 0												234 N	Drake		3 0		
23 H	Col orado		3 2												265 H	UMKC		3 0		
25 N	Mi chi gan		1 3												316 N	Chi cago St.		3 0		
LAST 10 DIVISION I GAMES																				
23 H Col orado					3 2					1 H Nebraska					1 3					
14 A Okl ahoma					2 3					136H Kansas					3 0					
9 A Texas					0 3					45 A Mi ssouri					3 1					
100 H Texas Tech					3 1					101H Kansas St.					3 1					
52 A Texas A&M					3 2					79 A Bayl or					3 0					

Non-Di v. I Games

Iowa St.

Average RPI			Wi n 91	WON-LOST		WI NNI NG		LAST 10		OPPONENT		STRENGTH	TEAM	ADJ	CONF.	ADJ	CONF.						
Average RPI			Loss 20	RECORD	PCT.	RANK	GAMES		SUCCESS	OF	SCHEDULE	RPI	RPI	RPI	RPI								
DIV. I ONLY				15- 15		153	2- 8		5		17	39	33	2	1								
DIV. I NON-CONF				9- 1		17	0- 0		10		73	6	7	2	3								
TOTALS			RPI	1-25		RPI		26-50		W-L RECORDS		RPI		51-100		RPI		101-150		RPI		150+	
15- 15			1- 11				2- 3		OVERALL		8- 1				1- 0		3- 0						
7- 7			1- 5				1- 2		HOME		4- 0				0- 0		1- 0						
5- 7			0- 6				1- 1		AWAY		2- 0				1- 0		1- 0						
3- 1			0- 0				0- 0		NEUTRAL		2- 1				0- 0		1- 0						
9- 1			0- 0				1- 0		NON-CONFERENCE		6- 1				1- 0		1- 0						
4- 0			0- 0				1- 0		HOME		3- 0				0- 0		0- 0						
2- 0			0- 0				0- 0		AWAY		1- 0				1- 0		0- 0						
3- 1			0- 0				0- 0		NEUTRAL		2- 1				0- 0		1- 0						
6- 14			1- 11				1- 3		CONFERENCE		2- 0				0- 0		2- 0						
3- 7			1- 5				0- 2		HOME		1- 0				0- 0		1- 0						
3- 7			0- 6				1- 1		AWAY		1- 0				0- 0		1- 0						
0- 0			0- 0				0- 0		NEUTRAL		0- 0				0- 0		0- 0						
RPI	S	Opponent		Score		RPI	S	Opponent		Score		RPI	S	Opponent		Score		RPI	S	Opponent		Score	
3	A	Penn St.		0	3	34	A	Mi chi gan St.		0	3	53	N	Mi ssi ssi ppi		3	1	138	A	North Carol i na		3	0
3	H	Penn St.		0	3	34	H	Mi chi gan St.		0	3	54	N	Wi chi ta St.		2	3	155	A	Indi ana		3	1
4	A	Minnesota		0	3	38	H	Wi s. -Mi l waukee		3	0	55	H	Dayton		3	1	155	H	Indi ana		3	1
4	H	Minnesota		0	3	46	A	Northwestern		3	0	64	H	Wi nthrop		3	0	188	N	Loyol a (Ill.)		3	1
7	A	Wi sconsi n		1	3	46	H	Northwestern		1	3	84	H	Ill i noi s St.		3	1						
7	H	Wi sconsi n		0	3							85	A	Marquette		3	0						
15	A	Ohio St.		0	3							87	N	Col. of Charleston		3	1						
15	H	Ohio St.		3	0							98	A	Iowa		3	1						
16	A	Purdue		0	3							98	H	Iowa		3	1						
16	H	Purdue		0	3																		
25	A	Mi chi gan		1	3																		
25	H	Mi chi gan		0	3																		
LAST 10 DIVISION I GAMES																							
15 A Ohio St.						0	3	4 A Minnesota						0	3								
3 A Penn St.						0	3	98 A Iowa						3	1								
16 H Purdue						0	3	46 H Northwestern						1	3								
155 H Indi ana						3	1	34 H Mi chi gan St.						0	3								
7 A Wi sconsi n						1	3	25 H Mi chi gan						0	3								

Non-Di v. I Games

Illinois

Average RPI	W n 161	WON-LOST	WINNING	LAST 10	OPPONENT	OPP.	STRENGTH	TEAM	ADJ	CONF.	ADJ	CONF.		
Average RPI	Loss68	RECORD	PCT. RANK	GAMES	SUCCESS	OF	SCHEDULE	RPI	RPI	RPI	RPI	CONF.		
DIV. I ONLY		23- 6	34	9- 1	73		118	32	35	13	11			
DIV. I NON-CONF		4- 5	189	0- 0	50		125	119	108	14	14			
<hr/>														
TOTALS		RPI 1-25	RPI 26-50		W-L RECORDS			RPI 51-100		RPI 101-150		RPI 150+		
23- 6		0- 2	0- 0		OVERALL			4- 3		9- 1		10- 0		
13- 1		0- 0	0- 0		HOME			3- 1		6- 0		4- 0		
8- 3		0- 1	0- 0		AWAY			1- 1		3- 1		4- 0		
2- 2		0- 1	0- 0		NEUTRAL			0- 1		0- 0		2- 0		
4- 5		0- 2	0- 0		NON-CONFERENCE			0- 2		2- 1		2- 0		
2- 1		0- 0	0- 0		HOME			0- 1		2- 0		0- 0		
0- 2		0- 1	0- 0		AWAY			0- 0		0- 1		0- 0		
2- 2		0- 1	0- 0		NEUTRAL			0- 1		0- 0		2- 0		
19- 1		0- 0	0- 0		CONFERENCE			4- 1		7- 0		8- 0		
11- 0		0- 0	0- 0		HOME			3- 0		4- 0		4- 0		
8- 1		0- 0	0- 0		AWAY			1- 1		3- 0		4- 0		
0- 0		0- 0	0- 0		NEUTRAL			0- 0		0- 0		0- 0		
RPI S	Opponent	Score		RPI S	Opponent	Score		RPI S	Opponent	Score				
13 N	San Di ego	0	3					75 H	Fai rfi el d	0	3	107 A James Madi son	3 0	
24 A	St. John' s (N. Y.)	0	3					77 A Towson		0	3	107 H James Madi son	3 1	
								77 H Towson		3	1	111 A Northeastern	3 1	
								91 A Del aware		3	2	111 H Northeastern	3 1	
								91 H Del aware		3	0	120 H Al bany (N. Y.)	3 1	
								91 H Del aware		3	2	124 A VCU	3 1	
								96 N Cal St. Northri dge		2	3	124 H VCU	3 1	
												124 H VCU	3 0	
												125 A San Di ego St.	0 3	
												134 H Seton Hall	3 1	
												180 A Georgi a St.	3 1	
												180 H Georgi a St.	3 0	
												191 A William & Mary	3 1	
												191 H William & Mary	3 0	
												218 A George Mason	3 0	
												218 H George Mason	3 0	
												263 A UNC Wi lmi ngton	3 0	
												263 H UNC Wi lmi ngton	3 0	
												282 N NJIT	3 0	
												298 N Hartford	3 0	
				LAST 10 DIVISION I GAMES										
				124 H VCU				3	0	218A George Mason				3 0
				91 H Del aware				3	2	77 A Towson				0 3
				180 H Georgi a St.				3	0	91 A Del aware				3 2
				263 H UNC Wi lmi ngton				3	0	191H William & Mary				3 0
				107 A James Madi son				3	0	124H VCU				3 1

Non-Di v. I Games

Hofstra

Average RPI				WON-LOST		WINNING		LAST 10		OPPONENT		STRENGTH		TEAM		CONF.		ADJ CONF.																									
Average RPI				RECORD		PCT. RANK		GAMES		SUCCESS		OF SCHEDULE		RPI		RPI		RPI																									
DIV. I ONLY				15- 14		148		5- 5		12		12		42		36		1																									
DIV. I NON-CONF				8- 3		72		0- 0		34		34		30		26		3																									
TOTALS				RPI 1-25		RPI 26-50		W-L RECORDS		RPI 51-100		RPI 101-150		RPI 150+																													
15- 14				0- 12		3- 2		OVERALL		5- 0		6- 0		1- 0																													
9- 6				0- 5		2- 1		HOME		3- 0		3- 0		1- 0																													
4- 7				0- 6		0- 1		AWAY		2- 0		2- 0		0- 0																													
2- 1				0- 1		1- 0		NEUTRAL		0- 0		1- 0		0- 0																													
8- 3				0- 2		2- 1		NON-CONFERENCE		1- 0		4- 0		1- 0																													
5- 1				0- 0		1- 1		HOME		1- 0		2- 0		1- 0																													
1- 1				0- 1		0- 0		AWAY		0- 0		1- 0		0- 0																													
2- 1				0- 1		1- 0		NEUTRAL		0- 0		1- 0		0- 0																													
7- 11				0- 10		1- 1		CONFERENCE		4- 0		2- 0		0- 0																													
4- 5				0- 5		1- 0		HOME		2- 0		1- 0		0- 0																													
3- 6				0- 5		0- 1		AWAY		2- 0		1- 0		0- 0																													
0- 0				0- 0		0- 0		NEUTRAL		0- 0		0- 0		0- 0																													
RPI S	Opponent			Score		RPI S	Opponent			Score		RPI S	Opponent			Score		RPI S	Opponent			Score																					
2 A	UCLA			1	3	27 H	Duke			2	3	67 H	Loyol a Marymount			3	0	105 H	Utah Valley St.			3	0																				
2 H	UCLA			0	3	34 N	Mi chi gan St.			3	0	80 A	Ari zona			3	1	111 H	Northeastern			3	0																				
5 A	Stanford			0	3	42 A	Oregon			1	3	80 H	Ari zona			3	0	127 N	Vi rgi ni a Tech			3	0																				
5 H	Stanford			0	3	42 H	Oregon			3	1	95 A	Washi ngton St.			3	2	145 A	Oregon St.			3	0																				
8 A	Southern Cal i forni a			0	3	48 H	Notre Dame			3	0	95 H	Washi ngton St.			3	1	145 H	Oregon St.			3	1																				
8 H	Southern Cal i forni a			2	3													149 A	Auburn			3	1																				
10 A	Washi ngton			0	3													272 H	Butl er			3	1																				
10 H	Washi ngton			0	3																																						
15 A	Ohio St.			0	3																																						
16 N	Purdue			2	3																																						
19 A	Cal i forni a			1	3																																						
19 H	Cal i forni a			1	3																																						
						LAST 10 DIVISION I GAMES																																					
						80 H Ari zona						8 A Southern Cal i forni a						0																									
						10 A Washi ngton						2 A UCLA						1																									
						95 A Washi ngton St.						19 H Cal i forni a						1																									
						42 H Oregon						5 H Stanford						0																									
						145 H Oregon St.						95 H Washi ngton St.						3																									

Non-Di v. I Games

Ari zona St.

Average RPI	W n 165	WON-LOST	WINNING	LAST 10	OPPONENT	OPP.	STRENGTH	TEAM	ADJ	CONF.	ADJ	CONF.
Average RPI	Loss 47	RECORD	PCT. RANK	GAMES	SUCCESS	OF	SCHEDULE	RPI	RPI	RPI	RPI	RPI
DIV. I ONLY		26- 8	42	8- 2	61		114	36	37	10	12	
DIV. I NON-CONF		10- 3	57	1- 0	36		148	31	32	10	10	
<hr/>												
TOTALS		RPI 1-25		RPI 26-50	W-L RECORDS			RPI 51-100		RPI 101-150	RPI 150+	
26- 8	0- 1		1- 3	OVERALL		6- 4			2- 0		17- 0	
11- 3	0- 0		0- 1	HOME		2- 2			1- 0		8- 0	
10- 3	0- 1		1- 1	AWAY		3- 1			0- 0		6- 0	
5- 2	0- 0		0- 1	NEUTRAL		1- 1			1- 0		3- 0	
<hr/>												
10- 3	0- 1		1- 0	NON-CONFERENCE		1- 2			2- 0		6- 0	
5- 0	0- 0		0- 0	HOME		1- 0			1- 0		3- 0	
2- 2	0- 1		1- 0	AWAY		0- 1			0- 0		1- 0	
3- 1	0- 0		0- 0	NEUTRAL		0- 1			1- 0		2- 0	
<hr/>												
16- 5	0- 0		0- 3	CONFERENCE		5- 2			0- 0		11- 0	
6- 3	0- 0		0- 1	HOME		1- 2			0- 0		5- 0	
8- 1	0- 0		0- 1	AWAY		3- 0			0- 0		5- 0	
2- 1	0- 0		0- 1	NEUTRAL		1- 0			0- 0		1- 0	
<hr/>												
RPI S	Opponent	Score	RPI S		Opponent	Score	RPI S	Opponent	Score	RPI S	Opponent	Score
18 A	Utah	0 3	28 A	UNI	1 3	52 N	Texas A&M	0 3	112 H	Arkansas St.	3 0	
			28 H	UNI	2 3	54 A	Wi chi ta St.	3 2	139 N	Temple	3 0	
			28 N	UNI	0 3	54 H	Wi chi ta St.	2 3	152 A	Southeast Mo. St.	3 0	
			30 A	Col orado St.	3 2	54 N	Wi chi ta St.	3 2	157 H	Val parai so	3 0	
						58 A	Crei ghton	3 1	161 N	Morgan St.	3 0	
						58 H	Crei ghton	3 1	189 N	Utah St.	3 0	
						78 H	Bel mont	3 0	196 A	Evansvi lle	3 0	
						82 A	Oral Roberts	0 3	196 H	Evansvi lle	3 0	
						84 A	Illinoi s St.	3 2	196 N	Evansvi lle	3 0	
						84 H	Illinoi s St.	2 3	197 A	Southern Ill.	3 0	
									197 H	Southern Ill.	3 0	
									229 A	Bradl ey	3 0	
									229 H	Bradl ey	3 0	
									234 A	Drake	3 0	
									234 H	Drake	3 0	
									247 H	Northwestern St.	3 0	
									265 H	UMKC	3 0	
									277 A	Indi ana St.	3 1	
									277 H	Indi ana St.	3 0	
<hr/>												
LAST 10 DIVISION I GAMES												
			28 N	UNI	0 3	234 A	Drake	3 0				
			54 N	Wi chi ta St.	3 2	58 A	Crei ghton	3 1				
			196 N	Evansvi lle	3 0	197 H	Southern Ill.	3 0				
			84 H	Illinoi s St.	2 3	196 H	Evansvi lle	3 0				
			277 H	Indi ana St.	3 0	157 H	Val parai so	3 0				

Non-Di v. I Games

Missouri St.

Average RPI			Win 180	WON-LOST		WINNING		LAST 10		OPPONENT		OPP.	STRENGTH	TEAM	ADJ	CONF.	ADJ CONF.										
Average RPI			Loss 63	RECORD		PCT. RANK		GAMES		SUCCESS		OF	SCHEDULE	RPI	RPI	RPI	RPI										
DIV. I ONLY				24- 5		22		10- 0		92			130	30	38	19	20										
DIV. I NON-CONF				8- 4		88		0- 0		26			46	38	40	18	19										
TOTALS			RPI	1-25		RPI		26-50		W-L RECORDS		RPI		51-100		RPI		101-150		RPI		150+					
24- 5			0- 2				0- 1		OVERALL				4- 1				2- 0				18- 1						
10- 1			0- 1				0- 0		HOME				1- 0				1- 0				8- 0						
8- 3			0- 1				0- 1		AWAY				2- 0				1- 0				5- 1						
6- 1			0- 0				0- 0		NEUTRAL				1- 1				0- 0				5- 0						
8- 4			0- 2				0- 1		NON-CONFERENCE				4- 1				0- 0				4- 0						
3- 1			0- 1				0- 0		HOME				1- 0				0- 0				2- 0						
2- 2			0- 1				0- 1		AWAY				2- 0				0- 0				0- 0						
3- 1			0- 0				0- 0		NEUTRAL				1- 1				0- 0				2- 0						
16- 1			0- 0				0- 0		CONFERENCE				0- 0				2- 0				14- 1						
7- 0			0- 0				0- 0		HOME				0- 0				1- 0				6- 0						
6- 1			0- 0				0- 0		AWAY				0- 0				1- 0				5- 1						
3- 0			0- 0				0- 0		NEUTRAL				0- 0				0- 0				3- 0						
RPI	S	Opponent			Score		RPI	S	Opponent			Score		RPI	S	Opponent			Score								
7	H	Wisconsin			0 3		33	A	Illinois			0 3		57	A	Alabama			3 0								
21	A	Louisville			0 3									64	N	Winthrop			2 3								
														82	H	Oral Roberts			3 0								
														84	N	Illinois St.			3 0								
														85	A	Marquette			3 1								
																141 A Cleveland St.			3 1								
																141 H Cleveland St.			3 0								
																171 N Ball St.			3 0								
																176 H Northern Colo.			3 0								
																177 A Wis.-Green Bay			3 0								
																177 H Wis.-Green Bay			3 0								
																177 N Wis.-Green Bay			3 1								
																179 A Ill.-Chicago			3 1								
																179 H Ill.-Chicago			3 2								
																179 N Ill.-Chicago			3 0								
																187 H Central Mich.			3 0								
																188 A Loyola (Ill.)			1 3								
																188 H Loyola (Ill.)			3 0								
																195 A Wright St.			3 0								
																195 H Wright St.			3 1								
																248 A Youngstown St.			3 0								
																248 H Youngstown St.			3 1								
																248 N Youngstown St.			3 0								
																257 N Mercer			3 0								
																272 A Butler			3 0								
																272 H Butler			3 0								
LAST 10 DIVISION I GAMES																											
179 N Ill.-Chicago							3 0							188 H Loyola (Ill.)							3 0						
177 N Wis.-Green Bay							3 1							179 H Ill.-Chicago							3 2						
248 N Youngstown St.							3 0							177 A Wis.-Green Bay							3 0						
195 A Wright St.							3 0							248 A Youngstown St.							3 0						
272 A Butler							3 0							141 A Cleveland St.							3 1						

Non-Div. I Games

Wis.-Milwaukee

Average RPI Win 97 Average RPI Loss 48				WON-LOST RECORD		WINNING PCT. RANK		LAST 10 GAMES		OPPONENT SUCCESS		OPP. STRENGTH OF SCHEDULE		TEAM RPI		ADJ RPI		CONF. RPI		ADJ CONF. RPI			
DIV. I ONLY				16- 12		125		6- 4		20		38		48		39		4		4			
DIV. I NON-CONF				7- 1		26		0- 0		17		51		10		10		4		4			
TOTALS				RPI 1-25		RPI 26-50		W-L RECORDS		RPI 51-100				RPI 101-150		RPI 150+							
16- 12				1- 4		4- 3		OVERALL		4- 4				3- 1		4- 0							
10- 3				0- 2		4- 0		HOME		3- 1				1- 0		2- 0							
4- 8				1- 2		0- 2		AWAY		1- 3				1- 1		1- 0							
2- 1				0- 0		0- 1		NEUTRAL		0- 0				1- 0		1- 0							
7- 1				1- 0		2- 1		NON-CONFERENCE		0- 0				2- 0		2- 0							
3- 0				0- 0		2- 0		HOME		0- 0				0- 0		1- 0							
2- 0				1- 0		0- 0		AWAY		0- 0				1- 0		0- 0							
2- 1				0- 0		0- 1		NEUTRAL		0- 0				1- 0		1- 0							
9- 11				0- 4		2- 2		CONFERENCE		4- 4				1- 1		2- 0							
7- 3				0- 2		2- 0		HOME		3- 1				1- 0		1- 0							
2- 8				0- 2		0- 2		AWAY		1- 3				0- 1		1- 0							
0- 0				0- 0		0- 0		NEUTRAL		0- 0				0- 0		0- 0							
RPI S Opponent				Score		RPI S Opponent				Score		RPI S Opponent				Score		RPI S Opponent				Score	
6 A Florida				0 3		40 N Brigham Young				0 3		53 A Mississippi				0 3		136 A Kansas				3 2	
6 H Florida				1 3		41 H Sacramento St.				3 1		53 H Mississippi				2 3		138 N North Carolina				3 0	
11 A LSU				0 3		43 H Stephen F. Austin				3 2		57 A Alabama				0 3		149 A Auburn				2 3	
11 H LSU				1 3		44 A Tennessee				1 3		57 H Alabama				3 0		149 H Auburn				3 1	
14 A Oklahoma				3 2		44 H Tennessee				3 1		76 A South Carolina				3 0		151 N Idaho				3 1	
						49 A Kentucky				0 3		76 H South Carolina				3 1		152 H Southeast Mo. St.				3 0	
						49 H Kentucky				3 1		99 A Mississippi St.				0 3		162 A Georgia				3 0	
												99 H Mississippi St.				3 0		162 H Georgia				3 0	

Non-Div. I Games

Arkansas

Average RPI	W n 135	WON-LOST	WINNING	LAST 10	OPPONENT	OPP.	STRENGTH	TEAM	ADJ	CONF.	ADJ	CONF.
Average RPI	Loss 94	RECORD	PCT. RANK	GAMES	SUCCESS	OF	SCHEDULE	RPI	RPI	RPI	RPI	RPI
DIV. I ONLY		24- 5	22	7- 3	143		57	37	40	6	6	
DIV. I NON-CONF		11- 1	12	2- 0	190		43	45	43	7	8	
TOTALS	RPI 1-25		RPI 26-50	W-L RECORDS		RPI 51-100			RPI 101-150		RPI 150+	
24- 5	1- 2		3- 0	OVERALL		3- 0			9- 2		8- 1	
12- 1	1- 1		1- 0	HOME		1- 0			5- 0		4- 0	
9- 3	0- 1		1- 0	AWAY		1- 0			4- 1		3- 1	
3- 1	0- 0		1- 0	NEUTRAL		1- 0			0- 1		1- 0	
11- 1	1- 0		1- 0	NON-CONFERENCE		1- 0			3- 1		5- 0	
5- 0	1- 0		0- 0	HOME		0- 0			2- 0		2- 0	
3- 1	0- 0		0- 0	AWAY		0- 0			1- 1		2- 0	
3- 0	0- 0		1- 0	NEUTRAL		1- 0			0- 0		1- 0	
13- 4	0- 2		2- 0	CONFERENCE		2- 0			6- 1		3- 1	
7- 1	0- 1		1- 0	HOME		1- 0			3- 0		2- 0	
6- 2	0- 1		1- 0	AWAY		1- 0			3- 0		1- 1	
0- 1	0- 0		0- 0	NEUTRAL		0- 0			0- 1		0- 0	
RPI S Opponent	Score	RPI S Opponent	Score	RPI S Opponent	Score	RPI S Opponent	Score	RPI S Opponent	Score			
5 H Stanford	3 1	30 A Colorado St.	3 2	60 A UNLV	3 0	105 A Utah Valley St.	3 0					
18 A Utah	0 3	30 H Colorado St.	3 2	60 H UNLV	3 0	124 H VCU	3 0					
18 H Utah	1 3	39 N Arkansas	3 0	62 N Florida Int'l	3 0	125 A San Diego St.	3 1					
						125 H San Diego St.	3 0					
						125 N San Diego St.	2 3					
						126 A TCU	3 0					
						126 H TCU	3 2					
						132 A Wyomi ng	3 2					
						132 H Wyomi ng	3 0					
						136 A Kansas	0 3					
						148 H Nevada	3 0					
						174 A New Mexi co	1 3					
						174 H New Mexi co	3 1					
						189 A Utah St.	3 0					
						206 H Weber St.	3 0					
						220 A UCF	3 0					
						231 H A&M-Corpus Christi	3 0					
						267 A Air Force	3 0					
						267 H Air Force	3 0					
						268 N Stetson	3 0					
LAST 10 DIVISION I GAMES												
		125 N San Diego St.	2 3	126A TCU	3 0							
		267 A Air Force	3 0	174A New Mexi co	1 3							
		30 A Colorado St.	3 2	18 A Utah	0 3							
		132 H Wyomi ng	3 0	206H Weber St.	3 0							
		148 H Nevada	3 0	125H San Diego St.	3 0							

Non-Di v. I Games

Brigham Young

Average RPI	Win 168	WON-LOST	WINNING	LAST 10	OPPONENT	OPP.	STRENGTH	TEAM	ADJ	CONF.	ADJ	CONF.
Average RPI	Loss 48	RECORD	PCT. RANK	GAMES	SUCCESS	OF	SCHEDULE	RPI	RPI	RPI	RPI	RPI
DIV. I ONLY		30- 5	16	9- 1	147		92	34	41	17	17	
DIV. I NON-CONF		16- 4	42	2- 0	120		47	54	54	16	16	
TOTALS	RPI 1-25		RPI 26-50	W-L RECORDS		RPI 51-100			RPI 101-150		RPI 150+	
30- 5	0- 0		2- 3	OVERALL		4- 2			4- 0		20- 0	
14- 1	0- 0		1- 0	HOME		2- 1			2- 0		9- 0	
11- 3	0- 0		0- 2	AWAY		1- 1			2- 0		8- 0	
5- 1	0- 0		1- 1	NEUTRAL		1- 0			0- 0		3- 0	
16- 4	0- 0		2- 3	NON-CONFERENCE		3- 1			1- 0		10- 0	
6- 1	0- 0		1- 0	HOME		1- 1			0- 0		4- 0	
5- 2	0- 0		0- 2	AWAY		1- 0			1- 0		3- 0	
5- 1	0- 0		1- 1	NEUTRAL		1- 0			0- 0		3- 0	
14- 1	0- 0		0- 0	CONFERENCE		1- 1			3- 0		10- 0	
8- 0	0- 0		0- 0	HOME		1- 0			2- 0		5- 0	
6- 1	0- 0		0- 0	AWAY		0- 1			1- 0		5- 0	
0- 0	0- 0		0- 0	NEUTRAL		0- 0			0- 0		0- 0	
RPI S	Opponent	Score	RPI S	Opponent	Score	RPI S	Opponent	Score	RPI S	Opponent	Score	
			26 H	Long Beach St.	3 0	66 H	San Francisco	2 3	140 A	Eastern Wash.	3 2	
			29 N	New Mexico St.	1 3	70 A	St. Mary's (Cal.)	3 0	140 H	Eastern Wash.	3 0	
			31 A	Santa Clara	1 3	71 H	Western Ky.	3 0	140 H	Eastern Wash.	3 1	
			39 A	Arkansas	1 3	74 A	Portland St.	0 3	148 A	Nevada	3 1	
			43 N	Stephen F. Austin	3 0	74 H	Portland St.	3 0	152 N	Southeast Mo. St.	3 0	
						100 N	Texas Tech	3 1	156 N	Eastern Mi ch.	3 0	
									176 A	Northern Colo.	3 1	
									176 H	Northern Colo.	3 0	
									176 H	Northern Colo.	3 0	
									183 H	Paci fic	3 0	
									200 H	Syracuse	3 0	
									205 A	Montana	3 2	
									205 H	Montana	3 0	
									206 A	Weber St.	3 0	
									206 H	Weber St.	3 0	
									211 A	UTEP	3 0	
									219 A	Idaho St.	3 0	
									219 H	Idaho St.	3 0	
									225 A	Northern Ari z.	3 1	
									225 H	Northern Ari z.	3 0	
									228 A	UC Davi s	3 0	
									239 A	Montana St.	3 0	
									239 H	Montana St.	3 0	
									243 N	UC Ri versi de	3 1	
			LAST 10 DIVISION I GAMES									
			140 H	Eastern Wash.	3 1	205 H	Montana	3 0				
			176 H	Northern Colo.	3 0	140 A	Eastern Wash.	3 2				
			176 A	Northern Colo.	3 1	74 A	Portland St.	0 3				
			225 A	Northern Ari z.	3 1	206 H	Weber St.	3 0				
			219 H	Idaho St.	3 0	239 H	Montana St.	3 0				

Non-Div. I Games

Sacramento St.

Average RPI Win 116 Average RPI Loss 17			WON-LOST RECORD		WINNING PCT. RANK		LAST 10 GAMES		OPPONENT SUCCESS		OPP. STRENGTH OF SCHEDULE		TEAM RPI		ADJ RPI		CONF. RPI		ADJ CONF. RPI	
DIV. I ONLY			17- 11		109		2- 8		33		14		44		42		1		2	
DIV. I NON-CONF			10- 0		1		0- 0		172		69		25		28		3		2	
TOTALS			RPI 1-25		RPI 26-50		W-L RECORDS		RPI 51-100				RPI 101-150		RPI 150+					
17- 11			1- 9		2- 1		OVERALL		5- 1				4- 0		5- 0					
8- 5			0- 5		1- 0		HOME		3- 0				3- 0		1- 0					
7- 6			1- 4		1- 1		AWAY		2- 1				1- 0		2- 0					
2- 0			0- 0		0- 0		NEUTRAL		0- 0				0- 0		2- 0					
10- 0			0- 0		1- 0		NON-CONFERENCE		2- 0				2- 0		5- 0					
4- 0			0- 0		0- 0		HOME		1- 0				2- 0		1- 0					
4- 0			0- 0		1- 0		AWAY		1- 0				0- 0		2- 0					
2- 0			0- 0		0- 0		NEUTRAL		0- 0				0- 0		2- 0					
7- 11			1- 9		1- 1		CONFERENCE		3- 1				2- 0		0- 0					
4- 5			0- 5		1- 0		HOME		2- 0				1- 0		0- 0					
3- 6			1- 4		0- 1		AWAY		1- 1				1- 0		0- 0					
0- 0			0- 0		0- 0		NEUTRAL		0- 0				0- 0		0- 0					
RPI S	Opponent		Score		RPI S	Opponent		Score		RPI S	Opponent		Score		RPI S	Opponent		Score		
2 A	UCLA		0 3		26 A	Long Beach St.		3 1		74 H	Portland St.		3 2		118 H	UC Irvine		3 0		
2 H	UCLA		0 3		36 A	Arizona St.		1 3		80 A	Arizona		2 3		125 H	San Diego St.		3 2		
5 A	Stanford		0 3		36 H	Arizona St.		3 1		80 H	Arizona		3 0		145 A	Oregon St.		3 0		
5 H	Stanford		0 3							95 A	Washington St.		3 0		145 H	Oregon St.		3 1		
8 A	Southern Cal i forni a		1 3							95 H	Washi ngton St.		3 0		160 N	Gonzaga		3 0		
8 H	Southern Cal i forni a		2 3							96 A	Cal St. Northridge		3 1		170 A	Portland		3 1		
10 A	Washi ngton		1 3												181 A	Boi se St.		3 0		
10 H	Washi ngton		2 3												189 N	Utah St.		3 0		
19 A	Cal i forni a		3 1												223 H	Fresno St.		3 0		
19 H	Cal i forni a		1 3																	
LAST 10 DIVISION I GAMES																				
2 A	UCLA		0 3		80 A	Arizona		2 3												
8 A	Southern Cal i forni a		1 3		10 H	Washi ngton		2 3												
19 H	Cal i forni a		1 3		95 H	Washi ngton St.		3 0												
5 H	Stanford		0 3		145A	Oregon St.		3 0												
36 A	Arizona St.		1 3		5 A	Stanford		0 3												

Non-Di v. I Games

Oregon

[illegible]

Non-Div. I Games

Stephen F. Austin

RPI	S	Opponent	Score
314	H	Southeastern La.	3 0

Stephen F. Austin

Average RPI Win 120			WON-LOST		WINNING		LAST 10		OPPONENT		OPP. STRENGTH		TEAM		ADJ.		CONF.		ADJ. CONF.	
Average RPI Loss 34			RECORD		PCT. RANK		GAMES		SUCCESS		OF SCHEDULE		RPI		RPI		RPI		RPI	
DIV. I ONLY			19- 11		88		4- 6		38		40		46		44		4		4	
DIV. I NON-CONF			9- 1		17		0- 0		59		71		21		22		4		4	
TOTALS			RPI 1-25		RPI 26-50		W-L RECORDS		RPI 51-100				RPI 101-150		RPI 150+					
19- 11			1- 5		1- 3		OVERALL		7- 3				6- 0		4- 0					
10- 4			1- 2		1- 1		HOME		4- 1				2- 0		2- 0					
6- 7			0- 3		0- 2		AWAY		3- 2				2- 0		1- 0					
3- 0			0- 0		0- 0		NEUTRAL		0- 0				2- 0		1- 0					
9- 1			1- 1		0- 0		NON-CONFERENCE		2- 0				4- 0		2- 0					
4- 0			1- 0		0- 0		HOME		1- 0				1- 0		1- 0					
2- 1			0- 1		0- 0		AWAY		1- 0				1- 0		0- 0					
3- 0			0- 0		0- 0		NEUTRAL		0- 0				2- 0		1- 0					
10- 10			0- 4		1- 3		CONFERENCE		5- 3				2- 0		2- 0					
6- 4			0- 2		1- 1		HOME		3- 1				1- 0		1- 0					
4- 6			0- 2		0- 2		AWAY		2- 2				1- 0		1- 0					
0- 0			0- 0		0- 0		NEUTRAL		0- 0				0- 0		0- 0					
RPI S	Opponent		Score		RPI S	Opponent		Score		RPI S	Opponent		Score		RPI S	Opponent		Score		
6 A	Florida		0 3		39 A	Arkansas		1 3		53 A	Mississippi		3 1		108 A	Pittsburgh		3 1		
6 H	Florida		1 3		39 H	Arkansas		3 1		53 H	Mississippi		3 1		115 N	Marshall		3 0		
8 A	Southern California		1 3		49 A	Kentucky		2 3		57 A	Alabama		1 3		138 N	North Carolina		3 0		
11 A	LSU		0 3		49 H	Kentucky		1 3		57 H	Alabama		2 3		144 H	Miami (Ohio)		3 1		
11 H	LSU		2 3							67 A	Loyola Marymount		3 1		149 A	Auburn		3 1		
21 H	Louisville		3 1							69 H	Virginia		3 1		149 H	Auburn		3 1		
										76 A	South Carolina		1 3		162 A	Georgia		3 0		
										76 H	South Carolina		3 1		162 H	Georgia		3 0		
										99 A	Mississippi St.		3 1		291 N	Lehigh		3 0		
										99 H	Mississippi St.		3 1		292 H	Centenary (La.)		3 0		
LAST 10 DIVISION I GAMES																				
149 H Auburn					3 1					49 H Kentucky					1 3					
6 H Florida					1 3					53 H Mississippi					3 1					
76 A South Carolina					1 3					99 H Mississippi St.					3 1					
162 A Georgia					3 0					11 A LSU					0 3					
57 H Alabama					2 3					39 A Arkansas					1 3					

Average RPI Win 112 Average RPI Loss 24			WON-LOST RECORD		WINNING PCT. RANK		LAST 10 GAMES		OPPONENT SUCCESS		OPP. STRENGTH OF SCHEDULE		TEAM RPI		ADJ RPI		CONF. RPI		ADJ CONF. RPI		
DIV. I ONLY			17- 12		117		4- 6		26		33		47		45		3		3		
DIV. I NON-CONF			6- 3		88		0- 0		55		128		61		65		1		1		
TOTALS			RPI 1-25		RPI 26-50		W-L RECORDS		RPI 51-100		RPI 101-150		RPI 150+								
17- 12			2- 7		2- 3		OVERALL		4- 2		4- 0		5- 0								
8- 3			2- 2		0- 1		HOME		3- 0		2- 0		1- 0								
5- 7			0- 4		2- 1		AWAY		1- 2		2- 0		0- 0								
4- 2			0- 1		0- 1		NEUTRAL		0- 0		0- 0		4- 0								
6- 3			0- 1		1- 2		NON-CONFERENCE		0- 0		0- 0		5- 0								
1- 0			0- 0		0- 0		HOME		0- 0		0- 0		1- 0								
1- 1			0- 0		1- 1		AWAY		0- 0		0- 0		0- 0								
4- 2			0- 1		0- 1		NEUTRAL		0- 0		0- 0		4- 0								
11- 9			2- 6		1- 1		CONFERENCE		4- 2		4- 0		0- 0								
7- 3			2- 2		0- 1		HOME		3- 0		2- 0		0- 0								
4- 6			0- 4		1- 0		AWAY		1- 2		2- 0		0- 0								
0- 0			0- 0		0- 0		NEUTRAL		0- 0		0- 0		0- 0								
RPI S Opponent			Score		RPI S Opponent			Score		RPI S Opponent			Score		RPI S Opponent			Score			
1 A Nebraska			0 3		26 A Long Beach St.			0 3		52 A Texas A&M			0 3		101 A Kansas St.			3 1			
1 H Nebraska			0 3		31 N Santa Clara			1 3		52 H Texas A&M			3 2		101 H Kansas St.			3 2			
3 N Penn St.			0 3		32 A Iowa St.			3 0		79 A Bayl or			2 3		136 A Kansas			3 1			
9 A Texas			1 3		32 H Iowa St.			1 3		79 H Bayl or			3 1		136 H Kansas			3 0			
9 H Texas			3 0		48 A Notre Dame			3 2		100 A Texas Tech			3 0		151 N Idaho			3 0			
14 A Okl ahoma			0 3							100 H Texas Tech			3 0		157 N Val parai so			3 1			
14 H Okl ahoma			2 3												165 N Villanova			3 0			
23 A Col orado			2 3												203 H Ark. -Li ttle Rock			3 0			
23 H Col orado			3 1												311 N Al abama St.			3 0			
					LAST 10 DIVISION I GAMES																
					100 H Texas Tech			3 0		23 H Col orado			3 1								
					52 A Texas A&M			0 3		32 H Iowa St.			1 3								
					136 A Kansas			3 1		79 A Bayl or			2 3								
					14 H Okl ahoma			2 3		1 A Nebraska			0 3								
					9 A Texas			1 3		101 H Kansas St.			3 2								

Missouri

Missouri

Non-Di v. I Games

Missouri

Average RPI				Win 110	WON-LOST		WINNING		LAST 10		OPPONENT		OPP. STRENGTH	TEAM	ADJ	CONF.		ADJ CONF.																				
Average RPI				Loss 21	RECORD		PCT.	RANK	GAMES		SUCCESS		OF SCHEDULE	RPI	RPI	RPI		RPI																				
DIV. I ONLY					14- 15		162		4- 6		11		16	50	46		2		1																			
DIV. I NON-CONF					6- 3		88		0- 0		30		88	47	47		2		3																			
TOTALS				RPI	1-25		RPI		26-50		W-L RECORDS		RPI		51-100		RPI		101-150		RPI		150+															
14- 15				2- 12				2- 2		OVERALL		4- 0				1- 1		5- 0																				
9- 6				2- 4				0- 2		HOME		2- 0				1- 0		4- 0																				
4- 8				0- 7				2- 0		AWAY		1- 0				0- 1		1- 0																				
1- 1				0- 1				0- 0		NEUTRAL		1- 0				0- 0		0- 0																				
6- 3				0- 2				0- 0		NON-CONFERENCE		2- 0				1- 1		3- 0																				
5- 0				0- 0				0- 0		HOME		1- 0				1- 0		3- 0																				
0- 2				0- 1				0- 0		AWAY		0- 0				0- 1		0- 0																				
1- 1				0- 1				0- 0		NEUTRAL		1- 0				0- 0		0- 0																				
8- 12				2- 10				2- 2		CONFERENCE		2- 0				0- 0		2- 0																				
4- 6				2- 4				0- 2		HOME		1- 0				0- 0		1- 0																				
4- 6				0- 6				2- 0		AWAY		1- 0				0- 0		1- 0																				
0- 0				0- 0				0- 0		NEUTRAL		0- 0				0- 0		0- 0																				
RPI	S	Opponent			Score		RPI	S	Opponent			Score		RPI	S	Opponent			Score		RPI	S	Opponent			Score												
3	A	Penn St.			0 3		33	A	Illinois			3 1		75	N	Fairfield			3 0		108	H	Pittsburgh			3 1												
3	H	Penn St.			0 3		33	H	Illinois			0 3		80	H	Arizona			3 2		130	A	Western Mich.			2 3												
4	A	Minnesota			0 3		34	A	Michigan St.			3 2		98	A	Iowa			3 1		155	A	Indiana			3 1												
4	H	Minnesota			2 3		34	H	Michigan St.			0 3		98	H	Iowa			3 0		155	H	Indiana			3 0												
5	N	Stanford			0 3														179	H	Ill.-Chicago			3 0														
7	A	Wisconsin			2 3																										238	H	Eastern Ill.			3 0		
7	H	Wisconsin			0 3																										240	H	IUPUI			3 0		
12	A	Hawaii			1 3																																	
15	A	Ohio St.			0 3																																	
15	H	Ohio St.			3 2																																	
16	A	Purdue			1 3																																	
16	H	Purdue			1 3																																	
25	A	Michigan			0 3																																	
25	H	Michigan			3 2																																	
LAST 10 DIVISION I GAMES																																						
						3 A Penn St.													0 3						7 A Wisconsin	2 3												
						15 A Ohio St.													0 3						98 A Iowa	3 1												
						155 H Indiana													3 0						33 A Illinois	3 1												
						16 H Purdue													1 3						25 H Michigan	3 2												
						4 A Minnesota													0 3						34 H Michigan St.	0 3												

Average RPI Win 163 Loss 73			WON-LOST RECORD		WINNING PCT. RANK		LAST 10 GAMES		OPPONENT OPP. STRENGTH SUCCESS OF SCHEDULE		TEAM RPI	ADJ RPI	CONF. RPI	ADJ CONF. RPI					
DIV. I ONLY			26- 7		35		9- 1		81		115		35	47	18	19			
DIV. I NON-CONF			9- 4		79		0- 0		35		41		39	41	19	18			
TOTALS			RPI 1-25		RPI 26-50		W-L RECORDS		RPI 51-100		RPI 101-150		RPI 150+						
26- 7			0- 1		0- 2		OVERALL		6- 2		8- 1		12- 1						
11- 3			0- 0		0- 1		HOME		1- 2		3- 0		7- 0						
9- 3			0- 1		0- 0		AWAY		3- 0		3- 1		3- 1						
6- 1			0- 0		0- 1		NEUTRAL		2- 0		2- 0		2- 0						
9- 4			0- 1		0- 2		NON-CONFERENCE		2- 1		4- 0		3- 0						
2- 2			0- 0		0- 1		HOME		0- 1		1- 0		1- 0						
2- 1			0- 1		0- 0		AWAY		1- 0		1- 0		0- 0						
5- 1			0- 0		0- 1		NEUTRAL		1- 0		2- 0		2- 0						
17- 3			0- 0		0- 0		CONFERENCE		4- 1		4- 1		9- 1						
9- 1			0- 0		0- 0		HOME		1- 1		2- 0		6- 0						
7- 2			0- 0		0- 0		AWAY		2- 0		2- 1		3- 1						
1- 0			0- 0		0- 0		NEUTRAL		1- 0		0- 0		0- 0						
RPI S	Opponent		Score		RPI S	Opponent		Score		RPI S	Opponent		Score		RPI S	Opponent		Score	
1 A	Nebraska		0 3		26 N	Long Beach St.		1 3		58 H	Creighton		0 3		112 A	Arkansas St.		3 0	
					50 H	St. Louis		1 3		62 A	Florida Int'l		3 0		114 A	North Texas		2 3	
										62 H	Florida Int'l		3 0		114 H	North Texas		3 1	
										62 N	Florida Int'l		3 0		115 N	Marshall		3 1	
										70 N	St. Mary's (Cal.)		3 2		120 A	Albany (N.Y.)		3 0	
										71 A	Western Ky.		3 1		128 H	New Orleans		3 0	
										71 H	Western Ky.		2 3		133 A	Denver		3 1	
										88 A	Appalachian St.		3 0		139 N	Temple		3 0	
															144 H	Miami (Ohio)		3 0	
															179 H	Ill.-Chicago		3 0	
															193 A	Fla. Atlantic		0 3	
															193 H	Fla. Atlantic		3 0	
															193 H	Fla. Atlantic		3 0	
															200 N	Syracuse		3 0	
															203 A	Ark.-Little Rock		3 0	
															245 A	Troy		3 0	
															245 H	Troy		3 2	
															246 H	La.-Lafayette		3 0	
															271 N	Radford		3 0	
															283 A	South Ala.		3 1	
															283 H	South Ala.		3 0	
															284 H	La.-Monroe		3 0	
LAST 10 DIVISION I GAMES																			
62 N Florida Int'l					3 0					283A South Ala.					3 1				
114 H North Texas					3 1					62 A Florida Int'l					3 0				
193 H Fla. Atlantic					3 0					193A Fla. Atlantic					0 3				
71 A Western Ky.					3 1					128H New Orleans					3 0				
245 A Troy					3 0					246H La.-Lafayette					3 0				

Non-Div. I Games

Mid dle Tenn.

Average RPI Win 149				WON-LOST RECORD		WINNING PCT. RANK		LAST 10 GAMES		OPPONENT OPP. STRENGTH		TEAM RPI		ADJ RPI		CONF. RPI		ADJ CONF. RPI	
DIV. I ONLY				18- 13		122		5- 5		22		70		52		48		12	
DIV. I NON-CONF				6- 8		192		0- 1		14		30		68		58		11	
TOTALS				RPI 1-25		RPI 26-50		W-L RECORDS		RPI 51-100		RPI 101-150		RPI 150+					
18- 13				1- 6		1- 4		OVERALL		5- 1		1- 2		10- 0					
8- 4				0- 1		0- 2		HOME		3- 0		0- 1		5- 0					
6- 6				0- 3		0- 2		AWAY		1- 1		1- 0		4- 0					
4- 3				1- 2		1- 0		NEUTRAL		1- 0		0- 1		1- 0					
6- 8				0- 3		1- 4		NON-CONFERENCE		2- 0		0- 1		3- 0					
3- 2				0- 0		0- 2		HOME		1- 0		0- 0		2- 0					
0- 4				0- 2		0- 2		AWAY		0- 0		0- 0		0- 0					
3- 2				0- 1		1- 0		NEUTRAL		1- 0		0- 1		1- 0					
12- 5				1- 3		0- 0		CONFERENCE		3- 1		1- 1		7- 0					
5- 2				0- 1		0- 0		HOME		2- 0		0- 1		3- 0					
6- 2				0- 1		0- 0		AWAY		1- 1		1- 0		4- 0					
1- 1				1- 1		0- 0		NEUTRAL		0- 0		0- 0		0- 0					
RPI S	Opponent			Score		RPI S	Opponent			Score		RPI S	Opponent			Score			
12 A	Hawai i			0 3		27 N	Duke			3 1		57 N	Al abama			3 1			
12 A	Hawai i			1 3		28 A	UNI			2 3		59 A	Ci nci nnati			0 3			
21 A	Loui svi lle			0 3		31 H	Santa Cl ara			0 3		59 A	Ci nci nnati			3 2			
21 N	Loui svi lle			2 3		36 A	Ari zona St.			0 3		65 H	Bowl ing Green			3 0			
22 N	Ohi o			1 3		45 H	Mi ssouri			2 3		85 H	Marquette			3 1			
24 H	St. John' s (N. Y.)			0 3								97 H	Connecti cut			3 0			
24 N	St. John' s (N. Y.)			3 1															
						LAST 10 DIVISION I GAMES													
						22 N Ohi o 1 3						108H Pi ttsburgh 1 3							
						21 N Loui svi lle 2 3						173A South Fla. 3 0							
						24 N St. John' s (N. Y.) 3 1						204A Georgetown 3 0							
						59 A Ci nci nnati 3 2						21 A Loui svi lle 0 3							
						285 H West Vi rgi ni a 3 0						59 A Ci nci nnati 0 3							

Non-Div. I Games

Notre Dame

Average RPI	W n 109	WON-LOST	WINNING	LAST 10	OPPONENT	OPP.	STRENGTH	TEAM	ADJ	CONF.	ADJ	CONF.
Average RPI	Loss54	RECORD	PCT. RANK	GAMES	SUCCESS	OF	SCHEDULE	RPI	RPI	RPI	RPI	RPI
DIV. I ONLY		18- 11	97	6- 4	37		42	49	49	4		4
DIV. I NON-CONF		7- 2	51	0- 1	61		96	43	45	4		4
TOTALS	RPI 1-25		RPI 26-50	W-L RECORDS		RPI 51-100			RPI 101-150		RPI 150+	
18- 11	0- 4		3- 1	OVERALL		6- 4			4- 2		5- 0	
13- 2	0- 2		2- 0	HOME		5- 0			3- 0		3- 0	
4- 8	0- 2		1- 1	AWAY		1- 4			0- 1		2- 0	
1- 1	0- 0		0- 0	NEUTRAL		0- 0			1- 1		0- 0	
7- 2	0- 0		0- 0	NON-CONFERENCE		1- 1			3- 1		3- 0	
5- 0	0- 0		0- 0	HOME		1- 0			2- 0		2- 0	
1- 1	0- 0		0- 0	AWAY		0- 1			0- 0		1- 0	
1- 1	0- 0		0- 0	NEUTRAL		0- 0			1- 1		0- 0	
11- 9	0- 4		3- 1	CONFERENCE		5- 3			1- 1		2- 0	
8- 2	0- 2		2- 0	HOME		4- 0			1- 0		1- 0	
3- 7	0- 2		1- 1	AWAY		1- 3			0- 1		1- 0	
0- 0	0- 0		0- 0	NEUTRAL		0- 0			0- 0		0- 0	
RPI S Opponent	Score		RPI S Opponent	Score		RPI S Opponent	Score		RPI S Opponent	Score		
6 A Flori da	0 3		39 A Arkansas	1 3		53 A Mi ssi ssi ppi	1 3		110 H Georgi a Tech	3 1		
6 H Flori da	2 3		39 H Arkansas	3 0		53 H Mi ssi ssi ppi	3 1		117 H Morehead St.	3 2		
11 A LSU	0 3		44 A Tennessee	3 1		57 A Al abama	0 3		125 N San Diego St.	2 3		
11 H LSU	1 3		44 H Tennessee	3 2		57 H Al abama	3 2		147 N Si ena	3 0		
						59 A Ci nci nnati	2 3		149 A Auburn	2 3		
						71 H Western Ky.	3 0		149 H Auburn	3 2		
						76 A South Carol i na	2 3		162 A Georgi a	3 0		
						76 H South Carol i na	3 0		162 H Georgi a	3 0		
						99 A Mi ssi ssi ppi St.	3 1		165 H Vi ll anova	3 0		
						99 H Mi ssi ssi ppi St.	3 0		172 H Tol edo	3 0		
									200 A Syracuse	3 0		
LAST 10 DIVISION I GAMES												
59 A Ci nci nnati	2 3		57 H Al abama	3 2								
6 A Fl ori da	0 3		44 A Tennessee	3 1								
149 H Auburn	3 2		99 H Mi ssi ssi ppi St.	3 0								
162 A Georgi a	3 0		53 H Mi ssi ssi ppi	3 1								
76 A South Carol i na	2 3		39 A Arkansas	1 3								

Non-Di v. I Games

Kentucky

Average	RPI	Win 154	WON-LOST	WINNING	LAST 10	OPPONENT	OPP.	STRENGTH	TEAM	ADJ	CONF.	ADJ CONF.		
Average	RPI	Loss 67	RECORD	PCT. RANK	GAMES	SUCCESS	OF	SCHEDULE	RPI	RPI	RPI	RPI		
DIV. I ONLY			22- 8	52	8- 2	63		88	43	50	15	14		
DIV. I NON-CONF			8- 6	126	1- 0	44		62	71	66	13	15		
<hr/>														
TOTALS		RPI 1-25		RPI 26-50	W-L RECORDS		RPI 51-100			RPI 101-150	RPI 150+			
22- 8		0- 2		1- 0	OVERALL		5- 5			5- 0	11- 1			
8- 4		0- 2		0- 0	HOME		1- 2			3- 0	4- 0			
9- 2		0- 0		1- 0	AWAY		4- 1			1- 0	3- 1			
5- 2		0- 0		0- 0	NEUTRAL		0- 2			1- 0	4- 0			
<hr/>														
8- 6		0- 2		1- 0	NON-CONFERENCE		1- 4			1- 0	5- 0			
1- 3		0- 2		0- 0	HOME		0- 1			0- 0	1- 0			
4- 1		0- 0		1- 0	AWAY		1- 1			1- 0	1- 0			
3- 2		0- 0		0- 0	NEUTRAL		0- 2			0- 0	3- 0			
<hr/>														
14- 2		0- 0		0- 0	CONFERENCE		4- 1			4- 0	6- 1			
7- 1		0- 0		0- 0	HOME		1- 1			3- 0	3- 0			
5- 1		0- 0		0- 0	AWAY		3- 0			0- 0	2- 1			
2- 0		0- 0		0- 0	NEUTRAL		0- 0			1- 0	1- 0			
<hr/>														
RPI S	Opponent		Score		RPI S	Opponent		Score		RPI S	Opponent		Score	
4 H	Minnesota		1	3	47 A	Middle Tenn.		3	1	52 H	Texas A&M		1	3
11 H	LSU		1	3						55 A	Dayton		3	2
										55 A	Dayton		3	1
										55 H	Dayton		1	3
										58 N	Creighton		2	3
										61 N	Jacksonville St.		2	3
										63 A	Xavier		3	1
										63 H	Xavier		3	1
										84 A	Illinois St.		2	3
										92 A	Northern Ill.		3	1

Non-Div. I Games

St. Louis

Average RPI Win 143 Average RPI Loss 47				WON-LOST RECORD		WINNING PCT. RANK		LAST 10 GAMES		OPPONENT OPP. STRENGTH SUCCESS OF SCHEDULE		TEAM RPI		ADJ RPI		CONF. RPI		ADJ CONF. RPI			
DIV. I ONLY				19- 11		88		7- 3		61		51		61		51		7			
DIV. I NON-CONF				11- 5		84		3- 0		45		10		42		35		6			
TOTALS				RPI 1-25		RPI 26-50		W-L RECORDS		RPI 51-100		RPI 101-150		RPI 150+							
19- 11				2- 5		0- 2		OVERALL		4- 2		5- 2		8- 0							
7- 3				1- 1		0- 1		HOME		2- 0		1- 1		3- 0							
6- 7				0- 3		0- 1		AWAY		1- 2		1- 1		4- 0							
6- 1				1- 1		0- 0		NEUTRAL		1- 0		3- 0		1- 0							
11- 5				2- 3		0- 0		NON-CONFERENCE		2- 2		3- 0		4- 0							
3- 0				1- 0		0- 0		HOME		1- 0		0- 0		1- 0							
2- 4				0- 2		0- 0		AWAY		0- 2		0- 0		2- 0							
6- 1				1- 1		0- 0		NEUTRAL		1- 0		3- 0		1- 0							
8- 6				0- 2		0- 2		CONFERENCE		2- 0		2- 2		4- 0							
4- 3				0- 1		0- 1		HOME		1- 0		1- 1		2- 0							
4- 3				0- 1		0- 1		AWAY		1- 0		1- 1		2- 0							
0- 0				0- 0		0- 0		NEUTRAL		0- 0		0- 0		0- 0							
RPI S	Opponent			Score		RPI S	Opponent			Score		RPI S	Opponent			Score					
5 A	Stanford			0	3	26 A	Long Beach St.			2	3	60 A	UNLV			0	3	113 N	San Jose St.		
7 N	Wisconsin			3	2	26 H	Long Beach St.			0	3	63 N	Xavier			3	0	118 A	UC Irvine		
13 A	San Diego			0	3							66 A	San Francisco			1	3	118 H	UC Irvine		
17 A	Cal Poly			0	3							67 H	Loyola Marymount			3	2	120 N	Albany (N. Y.)		
17 H	Cal Poly			1	3							96 A	Cal St.			3	0	130 N	Western Mich.		
20 H	Pepperdine			3	0								Northridge					150 A	Cal St. Fullerton		
22 N	Ohio			0	3							96 H	Cal St.			3	2	150 H	Cal St. Fullerton		
													Northridge					183 A	Pacifi c		
																		183 H	Pacifi c		
																		199 N	Brown		
																		223 A	Fresno St.		
																		228 A	UC Davi s		
																		228 H	UC Davi s		
																		243 A	UC Ri versi de		
																		243 H	UC Ri versi de		
LAST 10 DIVISION I GAMES																					
130 N	Western Mich.			3	1	150A	Cal St. Fullerton			2	3	243A	UC Ri versi de			3	0				
120 N	Albany (N. Y.)			3	1	26 H	Long Beach St.			0	3	118H	UC Irvi ne			2	3				
228 A	UC Davi s			3	0							183A	Paci fi c			3	0				
	96 H Cal St. Northridge			3	2																
	183 H Paci fi c			3	0																

Non-Div. I Games

UC Santa Barb.

Average RPI Win 94 Average RPI Loss 39				WON-LOST RECORD		WINNING PCT. RANK		LAST 10 GAMES		OPPONENT SUCCESS		OPP. STRENGTH OF SCHEDULE		TEAM RPI		ADJ RPI		CONF. RPI		ADJ CONF. RPI			
DIV. I ONLY				12- 16		190		3- 7		13		20		69		52		3		3			
DIV. I NON-CONF				7- 1		26		0- 0		7		37		3		4		1		1			
TOTALS				RPI 1-25		RPI 26-50		W-L RECORDS		RPI 51-100				RPI 101-150		RPI 150+							
12- 16				1- 9		4- 3		OVERALL		1- 3				3- 1		3- 0							
5- 7				0- 4		1- 1		HOME		0- 2				2- 0		2- 0							
4- 8				0- 4		2- 2		AWAY		1- 1				1- 1		0- 0							
3- 1				1- 1		1- 0		NEUTRAL		0- 0				0- 0		1- 0							
7- 1				1- 1		3- 0		NON-CONFERENCE		0- 0				0- 0		3- 0							
2- 0				0- 0		0- 0		HOME		0- 0				0- 0		2- 0							
2- 0				0- 0		2- 0		AWAY		0- 0				0- 0		0- 0							
3- 1				1- 1		1- 0		NEUTRAL		0- 0				0- 0		1- 0							
5- 15				0- 8		1- 3		CONFERENCE		1- 3				3- 1		0- 0							
3- 7				0- 4		1- 1		HOME		0- 2				2- 0		0- 0							
2- 8				0- 4		0- 2		AWAY		1- 1				1- 1		0- 0							
0- 0				0- 0		0- 0		NEUTRAL		0- 0				0- 0		0- 0							
RPI S	Opponent			Score		RPI S	Opponent			Score		RPI S	Opponent			Score		RPI S	Opponent			Score	
1 A	Nebraska			0 3		30 A	Col orado St.			3 1		79 A	Bayl or			3 1		101 A	Kansas St.			3 0	
1 H	Nebraska			0 3		32 A	Iowa St.			1 3		79 H	Bayl or			1 3		101 H	Kansas St.			3 2	
4 N	Mi nnesota			3 1		32 H	Iowa St.			2 3		100 A	Texas Tech			0 3		136 A	Kansas			2 3	
9 A	Texas			0 3		37 N	Mi ssouri St.			3 0		100 H	Texas Tech			2 3		136 H	Kansas			3 0	
9 H	Texas			1 3		45 A	Mi ssouri			2 3								161 N	Morgan St.			3 1	
11 N	LSU			1 3		45 H	Mi ssouri			3 0								188 H	Loyol a (Ill.)			3 0	
14 A	Okl ahoma			0 3		50 A	St. Louis			3 1								194 H	McNeese St.			3 0	
14 H	Okl ahoma			0 3																			
23 A	Col orado			0 3																			
23 H	Col orado			2 3																			

Non-Di v. I Games

Texas A&M

Average RPI	W n 129	WON-LOST	WINNING	LAST 10	OPPONENT	OPP.	STRENGTH	TEAM	ADJ	CONF.	ADJ	CONF.
Average RPI	Loss53	RECORD	PCT. RANK	GAMES	SUCCESS	OF	SCHEDULE	RPI	RPI	RPI	RPI	RPI
DIV. I ONLY		19- 12	101	7- 3	56		45	66	53	4		4
DIV. I NON-CONF		9- 2	36	1- 0	144		151	58	57	4		4
TOTALS	RPI 1-25		RPI 26-50	W-L RECORDS		RPI 51-100			RPI 101-150		RPI 150+	
19- 12	1- 3		3- 4	OVERALL		4- 4			3- 1		8- 0	
11- 4	1- 1		2- 1	HOME		3- 1			1- 1		4- 0	
6- 7	0- 2		1- 2	AWAY		1- 3			2- 0		2- 0	
2- 1	0- 0		0- 1	NEUTRAL		0- 0			0- 0		2- 0	
9- 2	0- 0		0- 1	NON-CONFERENCE		2- 0			1- 1		6- 0	
4- 1	0- 0		0- 0	HOME		1- 0			0- 1		3- 0	
3- 0	0- 0		0- 0	AWAY		1- 0			1- 0		1- 0	
2- 1	0- 0		0- 1	NEUTRAL		0- 0			0- 0		2- 0	
10- 10	1- 3		3- 3	CONFERENCE		2- 4			2- 0		2- 0	
7- 3	1- 1		2- 1	HOME		2- 1			1- 0		1- 0	
3- 7	0- 2		1- 2	AWAY		0- 3			1- 0		1- 0	
0- 0	0- 0		0- 0	NEUTRAL		0- 0			0- 0		0- 0	
RPI S Opponent	Score		RPI S Opponent	Score		RPI S Opponent	Score		RPI S Opponent	Score		
6 A Florida	0 3		33 N Illinois	1 3		57 A Alabama	2 3		108 H Pittsburgh	1 3		
6 H Florida	0 3		39 A Arkansas	3 2		57 H Alabama	3 0		126 A TCU	3 2		
11 A LSU	0 3		39 H Arkansas	3 0		76 A South Carolina	1 3		149 A Auburn	3 2		
11 H LSU	3 2		44 A Tennessee	1 3		76 H South Carolina	3 0		149 H Auburn	3 1		
			44 H Tennessee	1 3		83 H Memphis	3 1		152 H Southeast Mo. St.	3 0		
			49 A Kentucky	1 3		85 A Marquette	3 0		153 N Davidson	3 0		
			49 H Kentucky	3 1		99 A Mississippi St.	0 3		162 A Georgia	3 0		
						99 H Mississippi St.	1 3		162 H Georgia	3 0		
									188 N Loyola (Ill.)	3 0		
									203 H Ark. -Little Rock	3 2		
									276 H Western Caro.	3 0		
									292 A Centenary (La.)	3 0		
LAST 10 DIVISION I GAMES												
11 H LSU	3 2		162H Georgia	3 0								
39 H Arkansas	3 0		44 A Tennessee	1 3								
149 A Auburn	3 2		49 A Kentucky	1 3								
6 A Florida	0 3		83 H Memphis	3 1								
76 H South Carolina	3 0		57 H Alabama	3 0								

Non-Di v. I Games

Mi ssi ssi ppi

Average RPI	W n 168	WON-LOST	WINNING	LAST 10	OPPONENT	OPP.	STRENGTH	TEAM	ADJ	CONF.	ADJ	CONF.
Average RPI	Loss 77	RECORD	PCT. RANK	GAMES	SUCCESS	OF	SCHEDULE	RPI	RPI	RPI	RPI	RPI
DIV. I ONLY		25- 7	36	7- 3	142		102	53	54	10	12	
DIV. I NON-CONF		10- 3	57	1- 1	154		139	75	78	10	10	
TOTALS	RPI 1-25		RPI 26-50	W-L RECORDS		RPI 51-100			RPI 101-150		RPI 150+	
25- 7	0- 0		4- 2	OVERALL		4- 3			1- 2		16- 0	
10- 4	0- 0		1- 1	HOME		0- 3			1- 0		8- 0	
10- 2	0- 0		2- 0	AWAY		2- 0			0- 2		6- 0	
5- 1	0- 0		1- 1	NEUTRAL		2- 0			0- 0		2- 0	
10- 3	0- 0		1- 0	NON-CONFERENCE		2- 1			1- 2		6- 0	
4- 1	0- 0		0- 0	HOME		0- 1			1- 0		3- 0	
1- 2	0- 0		0- 0	AWAY		0- 0			0- 2		1- 0	
5- 0	0- 0		1- 0	NEUTRAL		2- 0			0- 0		2- 0	
15- 4	0- 0		3- 2	CONFERENCE		2- 2			0- 0		10- 0	
6- 3	0- 0		1- 1	HOME		0- 2			0- 0		5- 0	
9- 0	0- 0		2- 0	AWAY		2- 0			0- 0		5- 0	
0- 1	0- 0		0- 1	NEUTRAL		0- 0			0- 0		0- 0	
RPI S	Opponent	Score	RPI S	Opponent	Score	RPI S	Opponent	Score	RPI S	Opponent	Score	
			28 A UNI		3 1	58 A Creighton		3 0	101 A Kansas St.		0 3	
			28 H UNI		3 0	58 H Creighton		2 3	138 A North Carolina		2 3	
			33 N Illinois		3 2	78 N Belmont		3 0	140 H Eastern Wash.		3 0	
			37 A Missouri St.		3 2	82 H Oral Roberts		1 3	167 H UTSA		3 1	
			37 H Missouri St.		2 3	84 A Illinois St.		3 0	196 A Evansville		3 0	
			37 N Missouri St.		2 3	84 H Illinois St.		1 3	196 H Evansville		3 2	
						87 N Col. of Charleston		3 1	197 A Southern Ill.		3 0	
									197 H Southern Ill.		3 0	
									200 H Syracuse		3 0	
									214 N Lipscomb		3 0	
									229 A Bradley		3 0	
									229 H Bradley		3 0	
									234 A Drake		3 0	
									234 H Drake		3 0	
									239 N Montana St.		3 0	
									265 A UMKC		3 0	
									274 H Louisiana Tech		3 0	
									277 A Indiana St.		3 0	
									277 H Indiana St.		3 0	
LAST 10 DIVISION I GAMES												
			37 N Missouri St.		2 3	196 H Evansville		3 2				
			277 H Indiana St.		3 0	197 H Southern Ill.		3 0				
			84 H Illinois St.		1 3	82 H Oral Roberts		1 3				
			58 A Creighton		3 0	78 N Belmont		3 0				
			234 A Drake		3 0	37 A Missouri St.		3 2				

Non-Div. I Games

Wichita St.

Average RPI Win 160 Average RPI Loss 36				WON-LOST RECORD		WINNING PCT. RANK		LAST 10 GAMES		OPPONENT SUCCESS		OPP. STRENGTH OF SCHEDULE		TEAM RPI		ADJ RPI		CONF. RPI		ADJ CONF. RPI			
DIV. I ONLY				22- 11		78		4- 6		78		54		56		55		15		14			
DIV. I NON-CONF				10- 8		133		0- 3		66		12		88		84		13		15			
TOTALS				RPI 1-25		RPI 26-50		W-L RECORDS		RPI 51-100				RPI 101-150		RPI 150+							
22- 11				0- 5		1- 3		OVERALL		5- 3				5- 0		11- 0							
13- 4				0- 2		0- 2		HOME		2- 0				2- 0		9- 0							
5- 7				0- 3		1- 1		AWAY		0- 3				2- 0		2- 0							
4- 0				0- 0		0- 0		NEUTRAL		3- 0				1- 0		0- 0							
10- 8				0- 5		0- 1		NON-CONFERENCE		3- 2				2- 0		5- 0							
6- 2				0- 2		0- 0		HOME		0- 0				1- 0		5- 0							
0- 6				0- 3		0- 1		AWAY		0- 2				0- 0		0- 0							
4- 0				0- 0		0- 0		NEUTRAL		3- 0				1- 0		0- 0							
12- 3				0- 0		1- 2		CONFERENCE		2- 1				3- 0		6- 0							
7- 2				0- 0		0- 2		HOME		2- 0				1- 0		4- 0							
5- 1				0- 0		1- 0		AWAY		0- 1				2- 0		2- 0							
0- 0				0- 0		0- 0		NEUTRAL		0- 0				0- 0		0- 0							
RPI S	Opponent			Score		RPI S	Opponent			Score		RPI S	Opponent			Score		RPI S	Opponent			Score	
4 A	Minnesota			0 3		33 A	Illinois			1 3		59 A	Cincinnati			1 3		135 N	Tennessee Tech			3 0	
11 H	LSU			1 3		50 A	St. Louis			3 1		63 A	Xavier			2 3		137 A	Charlotte			3 0	
16 H	Purdue			2 3		50 H	St. Louis			2 3		63 H	Xavier			3 0		139 H	Temple			3 0	
20 A	Pepperdine			2 3		50 H	St. Louis			1 3		63 H	Xavier			3 0		142 H	Wake Forest			3 0	
21 A	Louisville			1 3								67 A	Loyola Marymount			0 3		143 A	George Washington			3 0	
												80 N	Arizona			3 0		155 H	Indiana			3 0	
												94 N	Tulane			3 1		163 H	Fordham			3 1	
												97 N	Connecticut			3 1		195 H	Wright St.			3 2	
																		197 H	Southern Ill.			3 0	
																		207 A	Duquesne			3 0	
																		207 H	Duquesne			3 0	
																		240 H	IUPUI			3 0	
																		244 A	Rhode Island			3 0	
																		244 H	Rhode Island			3 0	
																		248 H	Youngstown St.			3 0	
																		269 H	La Salle			3 1	
LAST 10 DIVISION I GAMES																							
67 A	Loyola Marymount			0 3		207 H	Duquesne			3 0		59 A	Cincinnati			1 3							
20 A	Pepperdine			2 3		244 A	Rhode Island			3 0		63 A	Xavier			2 3							
50 H	St. Louis			1 3		207 A	Duquesne			3 0													
63 H	Xavier			3 0																			
50 H	St. Louis			2 3																			

Non-Div. I Games

Dayton

Princeton						Through Games Of November 25, 2006					
Average RPI	Win 193	WON-LOST	WINNING	LAST 10		OPPONENT	OPP.	STRENGTH	TEAM	ADJ	CONF.
Average RPI	Loss164	RECORD	PCT. RANK	GAMES		SUCCESS	OF	SCHEDULE	RPI	RPI	RPI
DIV. I ONLY		20- 3	13	8- 2		166		217	45	55	16
DIV. I NON-CONF		9- 0	1	0- 0		166		278	39	44	17

TOTALS	RPI 1-25		RPI 26-50		W-L RECORDS		RPI 51-100			RPI 101-150	RPI 150+
20- 3	0- 0		0- 0		OVERALL		3- 1			1- 0	16- 2
7- 0	0- 0		0- 0		HOME		2- 0			0- 0	5- 0
7- 3	0- 0		0- 0		AWAY		1- 1			0- 0	6- 2
6- 0	0- 0		0- 0		NEUTRAL		0- 0			1- 0	5- 0
9- 0	0- 0		0- 0		NON-CONFERENCE		0- 0			1- 0	8- 0
0- 0	0- 0		0- 0		HOME		0- 0			0- 0	0- 0
3- 0	0- 0		0- 0		AWAY		0- 0			0- 0	3- 0
6- 0	0- 0		0- 0		NEUTRAL		0- 0			1- 0	5- 0
11- 3	0- 0		0- 0		CONFERENCE		3- 1			0- 0	8- 2
7- 0	0- 0		0- 0		HOME		2- 0			0- 0	5- 0
4- 3	0- 0		0- 0		AWAY		1- 1			0- 0	3- 2
0- 0	0- 0		0- 0		NEUTRAL		0- 0			0- 0	0- 0
RPI S	Opponent	Score	RPI S	Opponent	Score	RPI S	Opponent	Score	RPI S	Opponent	Score
						68 A Yale		3 1	147 N Siena		3 1
						68 H Yale		3 0	166 N Canisius		3 0
						93 A Cornell		0 3	168 A Bucknell		3 0
						93 H Cornell		3 1	175 A Penn		3 1
									175 H Penn		3 0
									192 A Harvard		3 0
									192 H Harvard		3 1
									199 A Brown		1 3
									199 H Brown		3 0
									201 A Dartmouth		0 3
									201 H Dartmouth		3 0
									215 N Stony Brook		3 2
									224 A Colgate		3 2
									227 A St. Francis (Pa.)		3 1
									237 A Columbia		3 0
									237 H Columbia		3 1
									269 N La Salle		3 0
									296 N Wagner		3 0
									302 N Coppin St.		3 0

LAST 10 DIVISION I GAMES											
						175 H Penn		3 0	201 H Dartmouth		3 0
						93 A Cornell		0 3	192 H Harvard		3 1
						237 A Columbia		3 0	68 A Yale		3 1
						199 H Brown		3 0	199 A Brown		1 3
						68 H Yale		3 0	237 H Columbia		3 1

Non-Div. I Games Juniata 3 0

Princeton

Average RPI Win 111 Average RPI Loss 59				WON-LOST RECORD		WINNING PCT. RANK		LAST 10 GAMES		OPPONENT SUCCESS		OPP. STRENGTH OF SCHEDULE		TEAM RPI		ADJ RPI		CONF. RPI		ADJ CONF. RPI			
DIV. I ONLY				17- 12		117		4- 6		52		39		65		57		4		4			
DIV. I NON-CONF				5- 4		133		0- 0		147		72		130		128		4		4			
TOTALS				RPI 1-25		RPI 26-50		W-L RECORDS		RPI 51-100		RPI 101-150		RPI 150+									
17- 12				1- 3		4- 5		OVERALL		4- 2		3- 1		5- 1									
13- 3				1- 1		3- 1		HOME		3- 0		2- 0		4- 1									
3- 8				0- 2		1- 3		AWAY		1- 2		0- 1		1- 0									
1- 1				0- 0		0- 1		NEUTRAL		0- 0		1- 0		0- 0									
5- 4				0- 0		0- 3		NON-CONFERENCE		0- 0		2- 0		3- 1									
4- 2				0- 0		0- 1		HOME		0- 0		1- 0		3- 1									
0- 1				0- 0		0- 1		AWAY		0- 0		0- 0		0- 0									
1- 1				0- 0		0- 1		NEUTRAL		0- 0		1- 0		0- 0									
12- 8				1- 3		4- 2		CONFERENCE		4- 2		1- 1		2- 0									
9- 1				1- 1		3- 0		HOME		3- 0		1- 0		1- 0									
3- 7				0- 2		1- 2		AWAY		1- 2		0- 1		1- 0									
0- 0				0- 0		0- 0		NEUTRAL		0- 0		0- 0		0- 0									
RPI S Opponent				Score		RPI S Opponent				Score		RPI S Opponent				Score		RPI S Opponent				Score	
6 A Florida				0 3		28 A UNI				2 3		53 A Mississippi				0 3		101 N Kansas St.				3 2	
6 H Florida				0 3		38 H Wisconsin-Milwaukee				0 3		53 H Mississippi				3 2		136 H Kansas				3 0	
11 A LSU				0 3		39 A Arkansas				0 3		76 A South Carolina				3 2		149 A Auburn				0 3	
11 H LSU				3 1		39 H Arkansas				3 0		76 H South Carolina				3 1		149 H Auburn				3 1	
						44 A Tennessee				3 2		99 A Mississippi St.				1 3		162 A Georgia				3 1	
						44 H Tennessee				3 1		99 H Mississippi St.				3 1		162 H Georgia				3 0	
						48 N Notre Dame				1 3								171 H Ball St.				3 0	
						49 A Kentucky				2 3								182 H Miami (Fla.)				2 3	
						49 H Kentucky				3 0								256 H Alabama A&M				3 0	
																		257 H Mercer				3 1	

Non-Div. I Games

Alabama

Average RPI Win 159			WON-LOST		WINNING		LAST 10		OPPONENT		STRENGTH		TEAM		ADJ		CONF.		ADJ CONF.	
Average RPI Loss 66			RECORD		PCT. RANK		GAMES		SUCCESS		OF SCHEDULE		RPI		RPI		RPI		RPI	
DIV. I ONLY			21- 10		76		6- 4		65		79		54		58		10		12	
DIV. I NON-CONF			8- 3		72		0- 0		33		54		32		31		10		10	
TOTALS			RPI 1-25		RPI 26-50		W-L RECORDS		RPI 51-100				RPI 101-150		RPI 150+					
21- 10			0- 1		2- 5		OVERALL		5- 2				3- 1		11- 1					
8- 5			0- 1		0- 2		HOME		2- 2				1- 0		5- 0					
9- 4			0- 0		1- 2		AWAY		3- 0				0- 1		5- 1					
4- 1			0- 0		1- 1		NEUTRAL		0- 0				2- 0		1- 0					
8- 3			0- 1		2- 0		NON-CONFERENCE		1- 1				3- 1		2- 0					
2- 2			0- 1		0- 0		HOME		1- 1				1- 0		0- 0					
2- 1			0- 0		1- 0		AWAY		0- 0				0- 1		1- 0					
4- 0			0- 0		1- 0		NEUTRAL		0- 0				2- 0		1- 0					
13- 7			0- 0		0- 5		CONFERENCE		4- 1				0- 0		9- 1					
6- 3			0- 0		0- 2		HOME		1- 1				0- 0		5- 0					
7- 3			0- 0		0- 2		AWAY		3- 0				0- 0		4- 1					
0- 1			0- 0		0- 1		NEUTRAL		0- 0				0- 0		0- 0					
RPI S	Opponent		Score		RPI S	Opponent		Score		RPI S	Opponent		Score		RPI S	Opponent		Score		
1	H	Nebraska	1	3	28	A	UNI	0	3	54	A	Wi chi ta St.	3	2	119	A	South Dakota St.	1	3	
					28	H	UNI	2	3	54	H	Wi chi ta St.	0	3	123	H	North Dakota St.	3	0	
					28	N	UNI	0	3	61	H	Jacksonville St.	3	2	144	N	Mi ami (Ohi o)	3	1	
					37	A	Mi ssouri St.	1	3	84	A	Ill i noi s St.	3	1	148	N	Nevada	3	0	
					37	H	Mi ssouri St.	1	3	84	A	Ill i noi s St.	3	1	193	N	Fl a. Atl anti c	3	0	
					47	A	Mi ddl e Tenn.	3	0	84	H	Ill i noi s St.	3	1	196	A	Evansville	3	2	
					50	N	St. Loui s	3	2	98	H	Iowa	2	3	196	H	Evansville	3	0	
															197	A	Southern Ill.	3	1	
															197	H	Southern Ill.	3	1	
															229	A	Bradl ey	3	0	
															229	H	Bradl ey	3	0	
															234	A	Drake	1	3	
															234	H	Drake	3	0	
															239	A	Montana St.	3	0	
															277	A	Indi ana St.	3	0	
															277	H	Indi ana St.	3	0	
					LAST 10 DIVISION I GAMES															
					28	N	UNI	0	3	37	H	Mi ssouri St.	1	3						
					84	A	Ill i noi s St.	3	1	28	A	UNI	0	3						
					196	A	Evansville	3	2	229	A	Bradl ey	3	0						
					197	A	Southern Ill.	3	1	84	H	Ill i noi s St.	3	1						
					54	H	Wi chi ta St.	0	3	277	H	Indi ana St.	3	0						

Non-Div. I Games

Creighton

Average RPI	W n 176	WON-LOST	WINNING	LAST 10	OPPONENT	OPP.	STRENGTH	TEAM	ADJ	CONF.	ADJ	CONF.
Average RPI	Loss 44	RECORD	PCT. RANK	GAMES	SUCCESS	OF	SCHEDULE	RPI	RPI	RPI	RPI	RPI
DIV. I ONLY		22- 7	44	8- 2	135		96	55	59	12	13	
DIV. I NON-CONF		12- 2	29	2- 0	93		116	36	39	11	11	
TOTALS	RPI 1-25		RPI 26-50	W-L RECORDS		RPI 51-100			RPI 101-150		RPI 150+	
22- 7	0- 4		2- 1	OVERALL		3- 1			3- 1		14- 0	
13- 2	0- 1		2- 1	HOME		1- 0			3- 0		7- 0	
6- 5	0- 3		0- 0	AWAY		2- 1			0- 1		4- 0	
3- 0	0- 0		0- 0	NEUTRAL		0- 0			0- 0		3- 0	
12- 2	0- 2		1- 0	NON-CONFERENCE		2- 0			2- 0		7- 0	
6- 1	0- 1		1- 0	HOME		1- 0			2- 0		2- 0	
3- 1	0- 1		0- 0	AWAY		1- 0			0- 0		2- 0	
3- 0	0- 0		0- 0	NEUTRAL		0- 0			0- 0		3- 0	
10- 5	0- 2		1- 1	CONFERENCE		1- 1			1- 1		7- 0	
7- 1	0- 0		1- 1	HOME		0- 0			1- 0		5- 0	
3- 4	0- 2		0- 0	AWAY		1- 1			0- 1		2- 0	
0- 0	0- 0		0- 0	NEUTRAL		0- 0			0- 0		0- 0	
RPI S Opponent	Score	RPI S Opponent	Score	RPI S Opponent	Score	RPI S Opponent	Score	RPI S Opponent	Score			
2 H UCLA	1 3	48 H Notre Dame	3 0	55 H Dayton	3 1	108 A Pittsburgh	2 3					
21 A Louisville	0 3	48 H Notre Dame	2 3	71 A Western Ky.	3 0	117 H Morehead St.	3 1					
23 A Colorado	0 3	49 H Kentucky	3 2	85 A Marquette	2 3	130 H Western Mi ch.	3 1					
24 A St. John's (N.Y.)	0 3			97 A Connecticut	3 1	134 H Seton Hall	3 1					
						165 H Villanova	3 0					
						173 H South Fla.	3 0					
						190 A Central Conn. St.	3 0					
						198 N Southern Mi ss.	3 0					
						200 A Syracuse	3 1					
						204 H Georgetown	3 0					
						229 A Bradley	3 0					
						232 N Western Ill.	3 0					
						240 H IUPUI	3 0					
						249 H Rutgers	3 0					
						261 H Maine	3 0					
						264 N Austin Peay	3 0					
						275 H DePaul	3 0					
						285 A West Virginia	3 0					
LAST 10 DIVISION I GAMES												
		49 H Kentucky	3 2	108 A Pittsburgh	2 3							
		48 H Notre Dame	2 3	55 H Dayton	3 1							
		173 H South Fla.	3 0	275 H DePaul	3 0							
		204 H Georgetown	3 0	48 H Notre Dame	3 0							
		285 A West Virginia	3 0	134 H Seton Hall	3 1							

Non-Div. I Games

Cincinnati

Average RPI Win 146 Average RPI Loss 43				WON-LOST RECORD		WINNING PCT. RANK		LAST 10 GAMES		OPPONENT SUCCESS		OPP. STRENGTH OF SCHEDULE		TEAM RPI		ADJ RPI		CONF. RPI		ADJ CONF. RPI									
DIV. I ONLY				20- 10		78		6- 4		87		59		64		60		6		6									
DIV. I NON-CONF				9- 3		60		0- 0		142		31		62		62		7		8									
TOTALS				RPI 1-25		RPI 26-50		W-L RECORDS		RPI 51-100		RPI 101-150		RPI 150+															
20- 10				0- 4		1- 4		OVERALL		4- 1		8- 1		7- 0															
13- 4				0- 3		1- 1		HOME		4- 0		6- 0		2- 0															
5- 6				0- 1		0- 3		AWAY		0- 1		2- 1		3- 0															
2- 0				0- 0		0- 0		NEUTRAL		0- 0		0- 0		2- 0															
9- 3				0- 1		0- 1		NON-CONFERENCE		4- 1		2- 0		3- 0															
6- 1				0- 1		0- 0		HOME		4- 0		2- 0		0- 0															
1- 2				0- 0		0- 1		AWAY		0- 1		0- 0		1- 0															
2- 0				0- 0		0- 0		NEUTRAL		0- 0		0- 0		2- 0															
11- 7				0- 3		1- 3		CONFERENCE		0- 0		6- 1		4- 0															
7- 3				0- 2		1- 1		HOME		0- 0		4- 0		2- 0															
4- 4				0- 1		0- 2		AWAY		0- 0		2- 1		2- 0															
0- 0				0- 0		0- 0		NEUTRAL		0- 0		0- 0		0- 0															
RPI S	Opponent			Score		RPI S	Opponent			Score		RPI S	Opponent			Score		RPI S	Opponent			Score							
17 H	Cal Poly			2	3	26 A	Long Beach St.			1	3	51 H	UC Santa Barb.			3	0	125 A	San Di ego St.			3	0						
18 A	Utah			0	3	30 A	Colorado St.			0	3	63 H	Xavier			3	1	125 H	San Di ego St.			3	2						
18 H	Utah			1	3	30 H	Colorado St.			3	2	82 H	Oral Roberts			3	1	126 A	TCU			3	0						
18 H	Utah			0	3	40 A	Brigham Young			0	3	95 A	Washington St.			1	3	126 H	TCU			3	1						
						40 H	Brigham Young			0	3	96 H	Cal St. Northridge			3	0	132 A	Wyomi ng			0	3						
																		132 H	Wyomi ng			3	0						
																		132 H	Wyomi ng			3	0						
																		145 H	Oregon St.			3	1						
																		148 H	Nevada			3	0						
																		174 A	New Mexi co			3	2						
																		174 H	New Mexi co			3	0						
																		181 N	Boi se St.			3	0						
																		228 N	UC Davi s			3	0						
																		243 A	UC Ri versi de			3	0						
																		267 A	Ai r Force			3	0						
																		267 H	Ai r Force			3	0						
LAST 10 DIVISION I GAMES																													
						18 H	Utah			0	3	132 A	Wyomi ng			0	3												
						132 H	Wyomi ng			3	0	174 H	New Mexi co			3	0												
						125 A	San Di ego St.			3	0	126 H	TCU			3	1												
						30 H	Col orado St.			3	2	18 A	Utah			0	3												
						267 H	Ai r Force			3	0	40 A	Bri gham Young			0	3												

Non-Di v. I Games

UNLV

[illegible]

Non-Div. I Games

Jacksonville St.

Average RPI Win 179 Average RPI Loss 54				WON-LOST RECORD		WINNING PCT. RANK		LAST 10 GAMES		OPPONENT OPP. SUCCESS OF SCHEDULE		TEAM RPI		ADJ RPI		CONF. RPI		ADJ CONF. RPI								
DIV. I ONLY				24- 8		46		8- 2		99		126		51		62		18								
DIV. I NON-CONF				8- 4		88		0- 0		86		59		69		77		19								
TOTALS				RPI 1-25		RPI 26-50		W-L RECORDS		RPI 51-100		RPI 101-150		RPI 150+												
24- 8				0- 2		0- 4		OVERALL		4- 1		6- 0		14- 1												
11- 2				0- 1		0- 1		HOME		3- 0		3- 0		5- 0												
7- 3				0- 0		0- 1		AWAY		0- 1		1- 0		6- 1												
6- 3				0- 1		0- 2		NEUTRAL		1- 0		2- 0		3- 0												
8- 4				0- 2		0- 1		NON-CONFERENCE		2- 0		1- 0		5- 1												
2- 1				0- 1		0- 0		HOME		2- 0		0- 0		0- 0												
2- 1				0- 0		0- 0		AWAY		0- 0		0- 0		2- 1												
4- 2				0- 1		0- 1		NEUTRAL		0- 0		1- 0		3- 0												
16- 4				0- 0		0- 3		CONFERENCE		2- 1		5- 0		9- 0												
9- 1				0- 0		0- 1		HOME		1- 0		3- 0		5- 0												
5- 2				0- 0		0- 1		AWAY		0- 1		1- 0		4- 0												
2- 1				0- 0		0- 1		NEUTRAL		1- 0		1- 0		0- 0												
RPI S	Opponent			Score		RPI S	Opponent			Score		RPI S	Opponent			Score										
2 N	UCLA			0	3	40 N	Brigham Young			0	3	63 H	Xavier			3	1	103 N	Long Island		3	2				
19 H	Cal i forni a			0	3	47 A	Mi ddl e Tenn.			0	3	71 A	Western Ky.			2	3	112 A	Arkansas St.		3	1				
						47 H	Mi ddl e Tenn.			0	3	71 H	Western Ky.			3	0	112 N	Arkansas St.		3	0				
						47 N	Mi ddl e Tenn.			0	3	71 N	Western Ky.			3	1	114 H	North Texas		3	0				
												82 H	Oral Roberts			3	2	128 H	New Orleans		3	1				
																		133 H	Denver		3	1				
																		158 A	Maryl and		2	3				
																		181 N	Boi se St.		3	2				
																		193 A	Fl a. Atl anti c		3	1				
																		193 H	Fl a. Atl anti c		3	0				
																		203 A	Ark. -Li ttle Rock		3	0				
																		220 A	UCF		3	0				
																		225 A	Northern Ari z.		3	1				
																		231 N	A&M-Corpus Christi		3	0				
																		245 A	Troy		3	0				
																		245 H	Troy		3	1				
																		246 H	La. -Lafayette		3	0				
																		268 N	Stetson		3	0				
																		283 A	South Al a.		3	0				
																		283 H	South Al a.		3	0				
																		284 H	La. -Monroe		3	0				
LAST 10 DIVISION I GAMES																										
						47 N	Mi ddl e Tenn.			0	3	193 H	Fl a. Atl anti c			3	0									
						71 N	Western Ky.			3	1	47 H	Mi ddl e Tenn.			0	3									
						112 N	Arkansas St.			3	0	71 H	Western Ky.			3	0									
						283 H	South Al a.			3	0	203 A	Ark. -Li ttle Rock			3	0									
						245 H	Troy			3	1	112 A	Arkansas St.			3	1									

Non-Di v. I Games

Florida Int'l

Average RPI	W n 166	WON-LOST	WINNING	LAST 10	OPPONENT	OPP.	STRENGTH	TEAM	ADJ	CONF.	ADJ	CONF.
Average RPI	Loss 53	RECORD	PCT. RANK	GAMES	SUCCESS	OF	SCHEDULE	RPI	RPI	RPI	RPI	RPI
DIV. I ONLY		18- 12	110	7- 3	35		101	63	63	15	14	
DIV. I NON-CONF		7- 8	176	0- 0	20		78	78	72	13	15	

TOTALS	RPI 1-25		RPI 26-50		W-L RECORDS		RPI 51-100			RPI 101-150		RPI 150+
18- 12	0- 2		0- 3		OVERALL		2- 7			7- 0		9- 0
7- 1	0- 0		0- 1		HOME		1- 0			2- 0		4- 0
7- 6	0- 1		0- 1		AWAY		0- 4			3- 0		4- 0
4- 5	0- 1		0- 1		NEUTRAL		1- 3			2- 0		1- 0
7- 8	0- 2		0- 1		NON-CONFERENCE		1- 5			3- 0		3- 0
1- 0	0- 0		0- 0		HOME		0- 0			1- 0		0- 0
3- 3	0- 1		0- 0		AWAY		0- 2			1- 0		2- 0
3- 5	0- 1		0- 1		NEUTRAL		1- 3			1- 0		1- 0
11- 4	0- 0		0- 2		CONFERENCE		1- 2			4- 0		6- 0
6- 1	0- 0		0- 1		HOME		1- 0			1- 0		4- 0
4- 3	0- 0		0- 1		AWAY		0- 2			2- 0		2- 0
1- 0	0- 0		0- 0		NEUTRAL		0- 0			1- 0		0- 0
RPI S	Opponent	Score	RPI S	Opponent	Score	RPI S	Opponent	Score	RPI S	Opponent	Score	
19 N	Cal i forni a	0 3	34 N	Mi chi gan St.	0 3	51 N	UC Santa Barb.	0 3	102 N	East Tenn. St.	3 0	
21 A	Loui sville	1 3	50 A	St. Loui s	1 3	55 A	Dayton	0 3	115 H	Marshall	3 1	
			50 H	St. Loui s	1 3	55 A	Dayton	0 3	117 A	Morehead St.	3 1	
						55 H	Dayton	3 2	137 A	Charlotte	3 1	
						60 A	UNLV	1 3	137 N	Charlotte	3 0	
						62 A	Fl ori da Int'l	1 3	139 H	Temple	3 1	
						82 N	Oral Roberts	1 3	143 A	George Washi ngton	3 1	
						90 N	IPFW	3 0	154 N	North Fla.	3 1	
						96 N	Cal St.	0 3	163 H	Fordham	3 1	
							Northridge		171 A	Ball St.	3 0	
									207 A	Duquesne	3 0	
									207 H	Duquesne	3 1	
									244 A	Rhode Isl and	3 0	
									244 H	Rhode Isl and	3 0	
									269 H	La Salle	3 0	
									289 A	Coastal Caro.	3 0	

LAST 10 DIVISION I GAMES												
						55 A	Dayton	0 3	55 H	Dayton	3 2	
						137 N	Charlotte	3 0	50 A	St. Loui s	1 3	
						50 H	St. Loui s	1 3	207 A	Duquesne	3 0	
						207 H	Duquesne	3 1	244 H	Rhode Isl and	3 0	
						244 A	Rhode Isl and	3 0	163 H	Fordham	3 1	

Non-Di v. I Games

Xavi er

Average	RPI	Win 217		WON-LOST	WINNING	LAST 10		OPPONENT	OPP.	STRENGTH	TEAM	ADJ	CONF.	ADJ	CONF.
Average	RPI	Loss 60		RECORD	PCT. RANK	GAMES		SUCCESS	OF	SCHEDULE	RPI	RPI	RPI	RPI	RPI
DIV. I ONLY				34- 2	2	10- 0		268		219	58	64	29	29	
DIV. I NON-CONF				17- 2	24	1- 0		164		80	48	50	28	29	
TOTALS	RPI	1-25			RPI	26-50	W-L RECORDS		RPI	51-100			RPI	101-150	RPI 150+
34- 2		0- 0			1- 1		OVERALL		1- 1				5- 0		27- 0
9- 1		0- 0			0- 0		HOME		0- 1				1- 0		8- 0
13- 1		0- 0			0- 1		AWAY		0- 0				2- 0		11- 0
12- 0		0- 0			1- 0		NEUTRAL		1- 0				2- 0		8- 0
17- 2		0- 0			1- 1		NON-CONFERENCE		1- 1				5- 0		10- 0
1- 1		0- 0			0- 0		HOME		0- 1				1- 0		0- 0
6- 1		0- 0			0- 1		AWAY		0- 0				2- 0		4- 0
10- 0		0- 0			1- 0		NEUTRAL		1- 0				2- 0		6- 0
17- 0		0- 0			0- 0		CONFERENCE		0- 0				0- 0		17- 0
8- 0		0- 0			0- 0		HOME		0- 0				0- 0		8- 0
7- 0		0- 0			0- 0		AWAY		0- 0				0- 0		7- 0
2- 0		0- 0			0- 0		NEUTRAL		0- 0				0- 0		2- 0
RPI S	Opponent	Score		RPI S	Opponent	Score	RPI S	Opponent	Score	RPI S	Opponent	Score			
				33 A	Illinois	0 3	84 N	Illinois St.	3 2	102 A	East Tenn. St.	3 0			
				38 N	Wis.-Milwaukee	3 2	87 H	Col. of Charleston	0 3	109 N	Furman	3 0			
										137 H	Charlotte	3 1			
										142 A	Wake Forest	3 2			
										143 N	George Washington	3 0			
										153 N	Davidson	3 2			
										162 A	Georgia	3 0			
										176 N	Northern Colo.	3 0			
										180 N	Georgia St.	3 0			
										196 N	Evansville	3 2			
										217 A	Gardner-Webb	3 0			
										217 N	Gardner-Webb	3 0			
										222 A	Liberty	3 1			
										222 H	Liberty	3 0			
										233 N	Chattanooga	3 0			
										241 A	UNC Asheville	3 1			
										241 H	UNC Asheville	3 0			
										241 N	UNC Asheville	3 0			
										254 A	Birmingham-So.	3 2			
										254 H	Birmingham-So.	3 0			
										254 N	Birmingham-So.	3 2			
										263 A	UNC Wilmington	3 0			
										265 A	North Carolina St.	3 1			
										271 A	Radford	3 0			
										271 H	Radford	3 0			
										288 A	High Point	3 0			
										288 H	High Point	3 0			

Non-Div. I Games

Wi nthrop

RPI	S	Opponent	Score	
309	A	Charleston So.	3	0
309	H	Charleston So.	3	0
309	H	Charleston So.	3	0

Winthrop

Winthrop

Winthrop

[illegible]

Non-Div. I Games

Bowling Green

Average RPI	W n 145	WON-LOST	WINNING	LAST 10	OPPONENT	OPP.	STRENGTH	TEAM	ADJ	CONF.	ADJ	CONF.
Average RPI	Loss51	RECORD	PCT. RANK	GAMES	SUCCESS	OF	SCHEDULE	RPI	RPI	RPI	RPI	RPI
DIV. I ONLY		22- 10	72	5- 5	110		50	67	66	5	5	
DIV. I NON-CONF		16- 2	25	1- 1	146		99	44	42	5	5	
TOTALS	RPI 1-25		RPI 26-50	W-L RECORDS		RPI 51-100			RPI 101-150		RPI 150+	
22- 10	0- 4		1- 2	OVERALL		7- 3			4- 0		10- 1	
7- 3	0- 2		0- 1	HOME		3- 0			1- 0		3- 0	
6- 6	0- 2		1- 1	AWAY		2- 2			1- 0		2- 1	
9- 1	0- 0		0- 0	NEUTRAL		2- 1			2- 0		5- 0	
16- 2	0- 0		1- 0	NON-CONFERENCE		4- 2			4- 0		7- 0	
3- 0	0- 0		0- 0	HOME		1- 0			1- 0		1- 0	
4- 1	0- 0		1- 0	AWAY		1- 1			1- 0		1- 0	
9- 1	0- 0		0- 0	NEUTRAL		2- 1			2- 0		5- 0	
6- 8	0- 4		0- 2	CONFERENCE		3- 1			0- 0		3- 1	
4- 3	0- 2		0- 1	HOME		2- 0			0- 0		2- 0	
2- 5	0- 2		0- 1	AWAY		1- 1			0- 0		1- 1	
0- 0	0- 0		0- 0	NEUTRAL		0- 0			0- 0		0- 0	
RPI S Opponent	Score		RPI S Opponent	Score		RPI S Opponent	Score		RPI S Opponent	Score		
13 A San Di ego	1 3		31 A Santa Clara	0 3		51 H UC Santa Barb.	3 1		103 A Long Isl and	3 2		
13 H San Di ego	1 3		31 H Santa Clara	1 3		67 A Loyol a Marymount	3 1		113 H San Jose St.	3 2		
20 A Pepperdi ne	0 3		41 A Sacramento St.	3 2		67 H Loyol a Marymount	3 0		131 N Houston	3 0		
20 H Pepperdi ne	1 3					70 A St. Mary' s (Cal .)	0 3		147 N Si ena	3 0		
						70 H St. Mary' s (Cal .)	3 0		160 A Gonzaga	0 3		
						71 N Western Ky.	3 1		160 H Gonzaga	3 0		
						74 N Portl and St.	2 3		170 A Portl and	3 0		
						80 A Ari zona	1 3		170 H Portl and	3 0		
						85 A Marquette	3 1		176 N Northern Col o.	3 0		
						93 N Cornell	3 1		200 N Syracuse	3 0		
									215 N Stony Brook	3 0		
									228 H UC Davi s	3 0		
									243 N UC Ri versi de	3 0		
									282 A NJIT	3 0		
									303 N St. Franci s (N.Y.)	3 0		
LAST 10 DIVISION I GAMES												
74 N Portl and St.	2 3		67 H Loyol a Marymount	3 0								
131 N Houston	3 0		70 H St. Mary' s (Cal .)	3 0								
160 A Gonzaga	0 3		13 A San Di ego	1 3								
170 A Portl and	3 0		31 A Santa Clara	0 3								
20 H Pepperdi ne	1 3		170H Portl and	3 0								

Non-Di v. I Games

San Francisco

Average RPI	W n 127	WON-LOST	WINNING	LAST 10	OPPONENT	OPP.	STRENGTH	TEAM	ADJ	CONF.	ADJ	CONF.
Average RPI	Loss53	RECORD	PCT. RANK	GAMES	SUCCESS	OF	SCHEDULE	RPI	RPI	RPI	RPI	RPI
DIV. I ONLY		19- 12	101	4- 6	68		44	73	67	5	5	
DIV. I NON-CONF		14- 3	35	2- 0	84		66	37	38	5	5	
TOTALS	RPI 1-25		RPI 26-50	W-L RECORDS		RPI 51-100			RPI 101-150		RPI 150+	
19- 12	1- 3		1- 3	OVERALL		3- 5			8- 0		6- 1	
12- 5	1- 1		0- 2	HOME		2- 2			6- 0		3- 0	
4- 7	0- 2		1- 1	AWAY		1- 3			0- 0		2- 1	
3- 0	0- 0		0- 0	NEUTRAL		0- 0			2- 0		1- 0	
14- 3	0- 0		0- 2	NON-CONFERENCE		3- 1			8- 0		3- 0	
9- 1	0- 0		0- 1	HOME		2- 0			6- 0		1- 0	
2- 2	0- 0		0- 1	AWAY		1- 1			0- 0		1- 0	
3- 0	0- 0		0- 0	NEUTRAL		0- 0			2- 0		1- 0	
5- 9	1- 3		1- 1	CONFERENCE		0- 4			0- 0		3- 1	
3- 4	1- 1		0- 1	HOME		0- 2			0- 0		2- 0	
2- 5	0- 2		1- 0	AWAY		0- 2			0- 0		1- 1	
0- 0	0- 0		0- 0	NEUTRAL		0- 0			0- 0		0- 0	
RPI S Opponent	Score		RPI S Opponent	Score		RPI S Opponent	Score		RPI S Opponent	Score		
13 A San Di ego	1 3		31 A Santa Clara	3 0		51 A UC Santa Barb.	2 3		105 N Utah Valley St.	3 1		
13 H San Di ego	2 3		31 H Santa Clara	2 3		55 H Dayton	3 0		111 N Northeastern	3 0		
20 A Pepperdi ne	0 3		36 A Arizona St.	0 3		66 A San Franci sco	0 3		118 H UC Irvine	3 1		
20 H Pepperdi ne	3 0		44 H Tennessee	1 3		66 H San Franci sco	1 3		118 H UC Irvine	3 1		
						70 A St. Mary's (Cal.)	0 3		138 H North Carolina	3 1		
						70 H St. Mary's (Cal.)	2 3		146 H SMU	3 0		
						81 A Florida A&M	3 0		148 H Nevada	3 0		
						96 H Cal St. Northridge	3 1		150 H Cal St. Fullerton	3 0		
									160 A Gonzaga	2 3		
									160 H Gonzaga	3 0		
									170 A Portl and	3 1		
									170 H Portl and	3 0		
									182 A Mi ami (Fl a.)	3 0		
									186 N Jacksonv ille	3 1		
									223 H Fresno St.	3 0		
LAST 10 DIVISION I GAMES												
55 H Dayton	3 0		31 H Santa Clara	2 3								
96 H Cal St. Northridge	3 1		13 H San Di ego	2 3								
20 A Pepperdi ne	0 3		170A Portl and	3 1								
70 A St. Mary's (Cal.)	0 3		160A Gonzaga	2 3								
66 A San Franci sco	0 3		20 H Pepperdi ne	3 0								

Non-Di v. I Games

Loyola Marymount

Average RPI Win 187 Loss 78			WON-LOST RECORD		WINNING PCT. RANK		LAST 10 GAMES		OPPONENT OPP. STRENGTH SUCCESS OF SCHEDULE		TEAM RPI	ADJ RPI	CONF. RPI	ADJ CONF. RPI					
DIV. I ONLY			16- 7		65		7- 3		76		144	60	68	16	16				
DIV. I NON-CONF			5- 4		133		0- 0		56		108	95	97	17	17				
TOTALS			RPI 1-25		RPI 26-50		W-L RECORDS		RPI 51-100		RPI 101-150		RPI 150+						
16- 7			0- 2		0- 0		OVERALL		2- 3		1- 1		13- 1						
9- 2			0- 0		0- 0		HOME		2- 1		0- 1		7- 0						
6- 4			0- 1		0- 0		AWAY		0- 2		0- 0		6- 1						
1- 1			0- 1		0- 0		NEUTRAL		0- 0		1- 0		0- 0						
5- 4			0- 2		0- 0		NON-CONFERENCE		1- 0		1- 1		3- 1						
3- 1			0- 0		0- 0		HOME		1- 0		0- 1		2- 0						
1- 2			0- 1		0- 0		AWAY		0- 0		0- 0		1- 1						
1- 1			0- 1		0- 0		NEUTRAL		0- 0		1- 0		0- 0						
11- 3			0- 0		0- 0		CONFERENCE		1- 3		0- 0		10- 0						
6- 1			0- 0		0- 0		HOME		1- 1		0- 0		5- 0						
5- 2			0- 0		0- 0		AWAY		0- 2		0- 0		5- 0						
0- 0			0- 0		0- 0		NEUTRAL		0- 0		0- 0		0- 0						
RPI S	Opponent		Score		RPI S	Opponent		Score		RPI S	Opponent		Score						
19 A	Cal i forni a		0	3						55 A	Pri nceton		0	3	120 H	Al bany (N. Y.)		2	3
22 N	Ohi o		0	3						55 H	Pri nceton		1	3	147 N	Si ena		3	0
										93 A	Cornel l		1	3	175 A	Penn		3	0
										93 H	Cornel l		3	0	175 H	Penn		3	0
										97 H	Connecti cut		3	2	183 A	Paci fi c		1	3
															190 H	Central Conn. St.		3	0
															192 A	Harvard		3	1
															192 H	Harvard		3	0
															199 A	Brown		3	1
															199 H	Brown		3	0
										201 A	Dartmouth		3	0					
										201 H	Dartmouth		3	0					
										215 A	Stony Brook		3	0					
										237 A	Col umbi a		3	0					
										237 H	Col umbi a		3	1					
										244 H	Rhode Isl and		3	0					
LAST 10 DIVISION I GAMES																			
192 H Harvard					3	0	93 A Cornel l					1	3						
201 H Dartmouth					3	0	55 H Pri nceton					1	3						
175 A Penn					3	0	175 H Penn					3	0						
55 A Pri nceton					0	3	201 A Dartmouth					3	0						
237 A Col umbi a					3	0	192 A Harvard					3	1						

Non-Div. I Games

Yal e

Average RPI	W n 162	WON-LOST	WINNING	LAST 10	OPPONENT	OPP.	STRENGTH	TEAM	ADJ	CONF.	ADJ	CONF.			
Average RPI	Loss 73	RECORD	PCT. RANK	GAMES	SUCCESS	OF	SCHEDULE	RPI	RPI	RPI	RPI	CONF. RPI			
DIV. I ONLY		23- 8	50	8- 2	171		76	72	69	8		8			
DIV. I NON-CONF		7- 2	51	0- 0	194		61	79	76	8		7			
<hr/>															
TOTALS		RPI 1-25		RPI 26-50		W-L RECORDS		RPI 51-100		RPI 101-150		RPI 150+			
23- 8		0- 1		0- 3		OVERALL		2- 1		9- 3		12- 0			
12- 2		0- 0		0- 1		HOME		1- 0		5- 1		6- 0			
7- 6		0- 1		0- 2		AWAY		0- 1		3- 2		4- 0			
4- 0		0- 0		0- 0		NEUTRAL		1- 0		1- 0		2- 0			
7- 2		0- 1		0- 1		NON-CONFERENCE		1- 0		2- 0		4- 0			
3- 0		0- 0		0- 0		HOME		0- 0		1- 0		2- 0			
0- 2		0- 1		0- 1		AWAY		0- 0		0- 0		0- 0			
4- 0		0- 0		0- 0		NEUTRAL		1- 0		1- 0		2- 0			
16- 6		0- 0		0- 2		CONFERENCE		1- 1		7- 3		8- 0			
9- 2		0- 0		0- 1		HOME		1- 0		4- 1		4- 0			
7- 4		0- 0		0- 1		AWAY		0- 1		3- 2		4- 0			
0- 0		0- 0		0- 0		NEUTRAL		0- 0		0- 0		0- 0			
RPI S	Opponent	Score		RPI S	Opponent	Score		RPI S	Opponent	Score		RPI S	Opponent	Score	
25 A	Mi chi gan	0 3		27 A	Duke	1 3		85 N	Marquette	3 0		104 A	Fl ori da St.	3 2	
				27 H	Duke	0 3		86 A	Cl emson	0 3		104 H	Fl ori da St.	0 3	
				44 A	Tennessee	1 3		86 H	Cl emson	3 1		110 A	Georgi a Tech	3 0	
												110 H	Georgi a Tech	3 2	
												121 H	East Caro.	3 1	
												127 A	Vi rgi ni a Tech	0 3	
												127 H	Vi rgi ni a Tech	3 1	
												138 A	North Caroli na	3 2	
												138 H	North Caroli na	3 1	
												142 A	Wake Forest	0 3	
												142 H	Wake Forest	3 1	
												144 N	Mi ami (Ohi o)	3 0	
												158 A	Maryl and	3 0	
												158 H	Maryl and	3 0	
												169 A	Boston Colle ge	3 1	
												169 H	Boston Colle ge	3 0	
												182 A	Mi ami (Fl a.)	3 1	
												182 H	Mi ami (Fl a.)	3 0	
												183 N	Paci fic	3 1	
												195 H	Wri ght St.	3 0	
												204 H	Georgetown	3 0	
												265 A	North Caroli na St.	3 0	
												265 H	North Caroli na St.	3 1	
												292 N	Centenary (La.)	3 0	
				LAST 10 DIVISION I GAMES											
				110 A Georgi a Tech 3 0				104A Fl ori da St. 3 2							
				86 A Cl emson 0 3				169H Boston Colle ge 3 0							
				142 H Wake Forest 3 1				158H Maryl and 3 0							
				27 H Duke 0 3				265A North Caroli na St. 3 0							
				182 A Mi ami (Fl a.) 3 1				138A North Caroli na 3 2							

Non-Di v. I Games

Vi rgi ni a

Average RPI Win 119 Average RPI Loss 46			WON-LOST RECORD		WINNING PCT. RANK		LAST 10 GAMES		OPPONENT SUCCESS		OPP. STRENGTH OF SCHEDULE		TEAM RPI		ADJ RPI		CONF. RPI		ADJ CONF. RPI	
DIV. I ONLY			11- 14		182		3- 7		9		41		70		70		5		5	
DIV. I NON-CONF			5- 6		182		0- 0		8		45		50		46		5		5	
TOTALS			RPI 1-25		RPI 26-50		W-L RECORDS		RPI 51-100		RPI 101-150		RPI 150+							
11- 14			0- 6		1- 5		OVERALL		4- 1		1- 0		5- 2							
4- 4			0- 2		1- 1		HOME		2- 0		0- 0		1- 1							
3- 8			0- 4		0- 2		AWAY		1- 1		0- 0		2- 1							
4- 2			0- 0		0- 2		NEUTRAL		1- 0		1- 0		2- 0							
5- 6			0- 2		0- 4		NON-CONFERENCE		1- 0		1- 0		3- 0							
0- 1			0- 0		0- 1		HOME		0- 0		0- 0		0- 0							
1- 3			0- 2		0- 1		AWAY		0- 0		0- 0		1- 0							
4- 2			0- 0		0- 2		NEUTRAL		1- 0		1- 0		2- 0							
6- 8			0- 4		1- 1		CONFERENCE		3- 1		0- 0		2- 2							
4- 3			0- 2		1- 0		HOME		2- 0		0- 0		1- 1							
2- 5			0- 2		0- 1		AWAY		1- 1		0- 0		1- 1							
0- 0			0- 0		0- 0		NEUTRAL		0- 0		0- 0		0- 0							
RPI S	Opponent		Score		RPI S	Opponent		Score		RPI S	Opponent		Score		RPI S	Opponent		Score		
1 A	Nebraska		0	3	26 A	Long Beach St.		0	3	66 A	San Franci sco		0	3	118 N	UC I rvi ne		3	1	
5 A	Stanford		0	3	26 N	Long Beach St.		2	3	66 H	San Franci sco		3	0	151 N	Idaho		3	0	
13 A	San Di ego		0	3	31 A	Santa Cl ara		2	3	67 A	Loyol a Marymount		3	2	154 N	North Fla.		3	0	
13 H	San Di ego		1	3	31 H	Santa Cl ara		3	2	67 H	Loyol a Marymount		3	0	160 A	Gonzaga		3	1	
20 A	Pepperdi ne		0	3	41 H	Sacramento St.		0	3	81 N	Fl ori da A&M		3	1	160 H	Gonzaga		2	3	
20 H	Pepperdi ne		2	3	47 N	Mi ddl e Tenn.		2	3						170 A	Portl and		2	3	
															170 H	Portl and		3	0	
															245 A	Troy		3	0	

Non-Div. I Games

St. Mary's (Cal.)

Average RPI Win 176 Loss 74			WON-LOST RECORD		WINNING PCT. RANK		LAST 10 GAMES		OPPONENT SUCCESS		OPP. STRENGTH OF SCHEDULE		TEAM RPI		ADJ RPI		CONF. RPI		ADJ CONF. RPI	
DIV. I ONLY			26- 10		54		7- 3		130		116		71		71		18		19	
DIV. I NON-CONF			11- 6		101		0- 0		113		57		90		91		19		18	
TOTALS			RPI 1-25		RPI 26-50		W-L RECORDS		RPI 51-100				RPI 101-150		RPI 150+					
26- 10			0- 1		1- 3		OVERALL		3- 4				6- 1		16- 1					
11- 3			0- 0		0- 1		HOME		2- 1				3- 0		6- 1					
9- 4			0- 0		1- 2		AWAY		0- 1				3- 1		5- 0					
6- 3			0- 1		0- 0		NEUTRAL		1- 2				0- 0		5- 0					
11- 6			0- 1		0- 2		NON-CONFERENCE		2- 2				2- 0		7- 1					
3- 2			0- 0		0- 0		HOME		1- 1				1- 0		1- 1					
2- 2			0- 0		0- 2		AWAY		0- 0				1- 0		1- 0					
6- 2			0- 1		0- 0		NEUTRAL		1- 1				0- 0		5- 0					
15- 4			0- 0		1- 1		CONFERENCE		1- 2				4- 1		9- 0					
8- 1			0- 0		0- 1		HOME		1- 0				2- 0		5- 0					
7- 2			0- 0		1- 0		AWAY		0- 1				2- 1		4- 0					
0- 1			0- 0		0- 0		NEUTRAL		0- 1				0- 0		0- 0					
RPI S	Opponent		Score		RPI S	Opponent		Score		RPI S	Opponent		Score		RPI S	Opponent		Score		
25 N	Mi chi gan		0 3		41 A	Sacramento St.		0 3		59 H	Ci nci nnati		0 3		112 A	Arkansas St.		3 1		
					47 A	Mi ddl e Tenn.		3 2		62 A	Fl ori da Int' l		0 3		114 A	North Texas		3 0		
					47 H	Mi ddl e Tenn.		1 3		62 H	Fl ori da Int' l		3 2		128 H	New Orleans		3 1		
					49 A	Kentucky		0 3		62 N	Fl ori da Int' l		1 3		133 A	Denver		1 3		
										66 N	San Franci sco		1 3		133 H	Denver		3 2		
										78 N	Bel mont		3 0		135 H	Tennessee Tech		3 0		
										88 H	Appal achi an St.		3 1		144 A	Mi ami (Ohi o)		3 2		
															169 N	Boston College		3 0		
															171 H	Ball St.		3 0		
															172 A	Toledo		3 0		
															193 A	Fl a. Atlantic		3 0		
															193 H	Fl a. Atlantic		3 1		
															195 N	Wright St.		3 0		
															196 H	Evansville		2 3		
															200 N	Syracuse		3 0		
															203 A	Ark. -Little Rock		3 0		
															208 N	Bi nghamton		3 0		
															243 N	UC Ri versi de		3 0		
															245 A	Troy		3 0		
															245 H	Troy		3 0		
															246 H	La. -Lafayette		3 0		
															283 A	South Al a.		3 0		
															283 H	South Al a.		3 0		
															284 H	La. -Monroe		3 0		
LAST 10 DIVISION I GAMES																				
62 N Fl ori da Int' l					1 3					193A Fl a. Atlantic					3 0					
133 H Denver					3 2					62 A Fl ori da Int' l					0 3					
47 H Mi ddl e Tenn.					1 3					284H La. -Monroe					3 0					
283 A South Al a.					3 0					128H New Orleans					3 1					
245 A Troy					3 0					246H La. -Lafayette					3 0					

Non-Div. I Games

Western Ky.

W e s t e r n K y :

Ameri can

Average RPI	Win 181	WON-LOST	WINNING	LAST 10	OPPONENT	OPP.	STRENGTH	TEAM	ADJ.	CONF.	ADJ.	CONF.
Average RPI	Loss 91	RECORD	PCT. RANK	GAMES	SUCCESS	OF	SCHEDULE	RPI	RPI	RPI	RPI	RPI
DIV. I ONLY		21- 7	46	8- 2	167		112	74	74	17	17	
DIV. I NON-CONF		9- 4	79	3- 0	129		60	82	89	16	16	
TOTALS	RPI 1-25		RPI 26-50	W-L RECORDS		RPI 51-100				RPI 101-150	RPI 150+	
21- 7	0- 1		1- 2	OVERALL		1- 1				3- 2	16- 1	
8- 2	0- 0		1- 0	HOME		0- 0				1- 1	6- 1	
8- 4	0- 1		0- 2	AWAY		0- 0				0- 1	8- 0	
5- 1	0- 0		0- 0	NEUTRAL		1- 1				2- 0	2- 0	
9- 4	0- 1		0- 1	NON-CONFERENCE		1- 1				2- 0	6- 1	
1- 1	0- 0		0- 0	HOME		0- 0				0- 0	1- 1	
3- 2	0- 1		0- 1	AWAY		0- 0				0- 0	3- 0	
5- 1	0- 0		0- 0	NEUTRAL		1- 1				2- 0	2- 0	
12- 3	0- 0		1- 1	CONFERENCE		0- 0				1- 2	10- 0	
7- 1	0- 0		1- 0	HOME		0- 0				1- 1	5- 0	
5- 2	0- 0		0- 1	AWAY		0- 0				0- 1	5- 0	
0- 0	0- 0		0- 0	NEUTRAL		0- 0				0- 0	0- 0	
RPI S Opponent Score	RPI S Opponent Score				RPI S Opponent Score	RPI S Opponent Score				RPI S Opponent Score		
10 A Washi ngton 0 3	41 A Sacramento St. 0 3				66 N San Franci sco 3 2	118 N UC Irvine 3 0				123 N North Dakota St. 3 1		
	41 H Sacramento St. 3 0				97 N Connecti cut 0 3	140 A Eastern Wash. 1 3				140 H Eastern Wash. 3 1		
	42 A Oregon 2 3					140 H Eastern Wash. 0 3				160 A Gonzaga 3 1		
						170 H Portland 1 3				176 A Northern Col o. 3 2		
						176 H Northern Col o. 3 0				183 A Paci fi c 3 1		
						205 A Montana 3 1				205 H Montana 3 0		
						206 A Weber St. 3 1				206 H Weber St. 3 0		
						209 N UMBC 3 1				217 N Gardner-Webb 3 0		
						219 A Idaho St. 3 0				219 H Idaho St. 3 0		
						225 A Northern Ari z. 3 2				225 H Northern Ari z. 3 1		
						239 A Montana St. 3 0				239 H Montana St. 3 1		
	LAST 10 DIVISION I GAMES											
	66 N San Franci sco 3 2				176A Northern Col o. 3 2							
	183 A Paci fi c 3 1				225A Northern Ari z. 3 2							
	140 H Eastern Wash. 0 3				219H Idaho St. 3 0							
	239 H Montana St. 3 1				41 H Sacramento St. 3 0							
	205 H Montana 3 0				140A Eastern Wash. 1 3							

Non-Di v. I Games

Portland St.

Average RPI	W n 236	WON-LOST	WINNING	LAST 10	OPPONENT	OPP.	STRENGTH	TEAM	ADJ	CONF.	ADJ	CONF.
Average RPI	Loss81	RECORD	PCT. RANK	GAMES	SUCCESS	OF	SCHEDULE	RPI	RPI	RPI	RPI	RPI
DIV. I ONLY		24- 8	46	8- 2	151		238	77	75	27	28	
DIV. I NON-CONF		4- 7	218	1- 1	15		35	94	94	29	28	

TOTALS	RPI 1-25		RPI 26-50		W-L RECORDS		RPI 51-100			RPI 101-150		RPI 150+
24- 8	0- 3		1- 1		OVERALL		0- 0			3- 3		20- 1
11- 1	0- 1		0- 0		HOME		0- 0			1- 0		10- 0
11- 1	0- 1		1- 0		AWAY		0- 0			2- 0		8- 0
2- 6	0- 1		0- 1		NEUTRAL		0- 0			0- 3		2- 1
4- 7	0- 3		1- 1		NON-CONFERENCE		0- 0			1- 2		2- 1
2- 1	0- 1		0- 0		HOME		0- 0			0- 0		2- 0
2- 1	0- 1		1- 0		AWAY		0- 0			1- 0		0- 0
0- 5	0- 1		0- 1		NEUTRAL		0- 0			0- 2		0- 1
20- 1	0- 0		0- 0		CONFERENCE		0- 0			2- 1		18- 0
9- 0	0- 0		0- 0		HOME		0- 0			1- 0		8- 0
9- 0	0- 0		0- 0		AWAY		0- 0			1- 0		8- 0
2- 1	0- 0		0- 0		NEUTRAL		0- 0			0- 1		2- 0
RPI S	Opponent	Score	RPI S	Opponent	Score	RPI S	Opponent	Score	RPI S	Opponent	Score	
5 N	Stanford	0 3	35 A	Hofstra	3 0				120 N	Albany (N. Y.)	0 3	
12 A	Hawaii	0 3	46 N	Northwestern	0 3				134 N	Seton Hall	1 3	
24 H	St. John's (N. Y.)	0 3							144 A	Miami (Ohio)	3 1	
									147 A	Siena	3 1	
									147 H	Siena	3 0	
									147 N	Siena	2 3	
									157 N	Valparaiso	0 3	
									166 A	Canisius	3 0	
									166 H	Canisius	3 1	
									168 H	Bucknell	3 0	
									210 H	New Hampshire	3 0	
									259 A	Manhattan	3 0	
									259 H	Manhattan	3 1	
									259 N	Manhattan	3 0	
									262 A	Marist	3 0	
									262 H	Marist	3 0	
									270 A	Iona	3 0	
									270 H	Iona	3 0	
									270 N	Iona	3 0	
									287 A	St. Peter's	3 0	
									287 H	St. Peter's	3 0	
									293 A	Loyola (Md.)	3 0	
									293 H	Loyola (Md.)	3 0	
									294 A	Rider	3 1	
									294 H	Rider	3 0	
									306 A	Niagara	3 0	
									306 H	Niagara	3 0	

LAST 10 DIVISION I GAMES												
157 N	Valparaiso	0 3	293 A	Loyola (Md.)	3 0				294 A	Rider	3 1	
144 A	Miami (Ohio)	3 1	287 A	St. Peter's	3 0				294 H	Rider	3 0	
147 N	Siena	2 3	259 H	Manhattan	3 1				306 A	Niagara	3 0	
259 N	Manhattan	3 0	294 H	Rider	3 0				306 H	Niagara	3 0	
270 N	Iona	3 0	147 H	Siena	3 0							

Non-Div. I Games

Fairfield

Average RPI Win 140 Average RPI Loss54				WON-LOST RECORD		WINNING PCT. RANK		LAST 10 GAMES		OPPONENT OPP. SUCCESS OF SCHEDULE		TEAM RPI		ADJ RPI		CONF. RPI		ADJ CONF. RPI					
DIV. I ONLY				15- 17		167		4- 6		30		49		90		76		4					
DIV. I NON-CONF				7- 5		121		0- 1		54		132		87		83		4					
TOTALS				RPI 1-25		RPI 26-50		W-L RECORDS		RPI 51-100		RPI 101-150		RPI 150+									
15- 17				1- 5		2- 4		OVERALL		2- 6		4- 2		6- 0									
6- 8				1- 3		2- 1		HOME		1- 3		1- 1		1- 0									
3- 9				0- 2		0- 3		AWAY		1- 3		1- 1		1- 0									
6- 0				0- 0		0- 0		NEUTRAL		0- 0		2- 0		4- 0									
7- 5				0- 2		0- 0		NON-CONFERENCE		1- 1		2- 2		4- 0									
0- 4				0- 2		0- 0		HOME		0- 1		0- 1		0- 0									
1- 1				0- 0		0- 0		AWAY		1- 0		0- 1		0- 0									
6- 0				0- 0		0- 0		NEUTRAL		0- 0		2- 0		4- 0									
8- 12				1- 3		2- 4		CONFERENCE		1- 5		2- 0		2- 0									
6- 4				1- 1		2- 1		HOME		1- 2		1- 0		1- 0									
2- 8				0- 2		0- 3		AWAY		0- 3		1- 0		1- 0									
0- 0				0- 0		0- 0		NEUTRAL		0- 0		0- 0		0- 0									
RPI S	Opponent			Score		RPI S	Opponent			Score		RPI S	Opponent			Score		RPI S	Opponent			Score	
6	A	Florida		0 3		39	A	Arkansas		1 3		53	A	Mississippi		0 3		104	H	Florida St.		2 3	
6	H	Florida		3 1		39	H	Arkansas		0 3		53	H	Mississippi		3 1		126	A	TCU		2 3	
8	H	Southern California		0 3		44	A	Tennessee		1 3		57	A	Alabama		1 3		129	N	Tennessee St.		3 1	
11	A	LSU		0 3		44	H	Tennessee		3 1		57	H	Alabama		2 3		137	N	Charlotte		3 0	
11	H	LSU		1 3		49	A	Kentucky		0 3		86	A	Clemson		3 2		149	A	Auburn		3 2	
24	H	St. John's (N.Y.)		2 3		49	H	Kentucky		3 2		87	H	Col. of Charleston		1 3		149	H	Auburn		3 2	
												99	A	Mississippi St.		0 3		162	A	Georgia		3 0	
												99	H	Mississippi St.		2 3		162	H	Georgia		3 0	
																		181	N	Boise St.		3 0	
																		231	N	A&M-Corpus Christi		3 0	
																		276	N	Western Caro.		3 0	
																		293	N	Loyola (Md.)		3 0	
LAST 10 DIVISION I GAMES																							
						87	H	Col. of Charleston		1 3		53	A	Mississippi		0 3							
						57	A	Alabama		1 3		99	A	Mississippi St.		0 3							
						162	H	Georgia		3 0		11	H	LSU		1 3							
						44	H	Tennessee		3 1		39	H	Arkansas		0 3							
						49	H	Kentucky		3 2		149	A	Auburn		3 2							

Non-Div. I Games

South Carolina

Average RPI	W n 182	WON-LOST	WINNING	LAST 10	OPPONENT	OPP.	STRENGTH	TEAM	ADJ	CONF.	ADJ	CONF.
Average RPI	Loss81	RECORD	PCT. RANK	GAMES	SUCCESS	OF	SCHEDULE	RPI	RPI	RPI	RPI	RPI
DIV. I ONLY		22- 9	58	6- 4	165		98	78	77	13	11	
DIV. I NON-CONF		9- 3	60	0- 0	171		90	80	82	14	14	
TOTALS	RPI 1-25		RPI 26-50	W-L RECORDS		RPI 51-100			RPI 101-150		RPI 150+	
22- 9	0- 2		1- 1	OVERALL		1- 1			4- 5		16- 0	
10- 5	0- 2		1- 0	HOME		0- 1			2- 2		7- 0	
8- 3	0- 0		0- 1	AWAY		1- 0			1- 2		6- 0	
4- 1	0- 0		0- 0	NEUTRAL		0- 0			1- 1		3- 0	
9- 3	0- 2		0- 0	NON-CONFERENCE		0- 0			1- 1		8- 0	
3- 3	0- 2		0- 0	HOME		0- 0			0- 1		3- 0	
2- 0	0- 0		0- 0	AWAY		0- 0			0- 0		2- 0	
4- 0	0- 0		0- 0	NEUTRAL		0- 0			1- 0		3- 0	
13- 6	0- 0		1- 1	CONFERENCE		1- 1			3- 4		8- 0	
7- 2	0- 0		1- 0	HOME		0- 1			2- 1		4- 0	
6- 3	0- 0		0- 1	AWAY		1- 0			1- 2		4- 0	
0- 1	0- 0		0- 0	NEUTRAL		0- 0			0- 1		0- 0	
RPI S Opponent Score	RPI S Opponent Score				RPI S Opponent Score	RPI S Opponent Score						
2 H UCLA 0 3	35 A Hofstra 1 3				91 A Delaware 3 1	107 A James Madison 2 3						
15 H Ohio St. 1 3	35 H Hofstra 3 0				91 H Delaware 2 3	107 H James Madison 3 2						
						111 A Northeastern 1 3						
						111 H Northeastern 0 3						
						124 A VCU 3 2						
						124 H VCU 3 1						
						124 N VCU 1 3						
						131 H Houston 2 3						
						134 N Seton Hall 3 2						
						169 N Boston College 3 0						
						173 A South Fla. 3 2						
						179 N Ill.-Chicago 3 1						
						180 A Georgia St. 3 0						
						180 H Georgia St. 3 2						
						191 A William & Mary 3 2						
						191 H William & Mary 3 1						
						202 H Robert Morris 3 0						
						209 H UMBC 3 1						
						211 N UTEP 3 1						
						218 A George Mason 3 1						
						218 H George Mason 3 0						
						244 A Rhode Island 3 0						
						263 A UNC Wilmington 3 0						
						263 H UNC Wilmington 3 0						
						293 H Loyola (Md.) 3 0						
	LAST 10 DIVISION I GAMES											
	124 N VCU 1 3					35 H Hofstra 3 0						
	191 H William & Mary 3 1					111 H Northeastern 0 3						
	124 H VCU 3 1					91 H Delaware 2 3						
	180 A Georgia St. 3 0					107 A James Madison 2 3						
	263 A UNC Wilmington 3 0					218 A George Mason 3 1						

Non-Div. I Games

Towson

Average RPI	W n 212	WON-LOST	WINNING	LAST 10	OPPONENT	OPP.	STRENGTH	TEAM	ADJ	CONF.	ADJ CONF.
Average RPI	Loss82	RECORD	PCT. RANK	GAMES	SUCCESS	OF SCHEDULE	RPI	RPI	RPI	RPI	
DIV. I ONLY		24- 6	29	7- 3	235		212	83	78	26	24
DIV. I NON-CONF		14- 5	68	2- 2	196		155	101	98	24	25
<hr/>											
TOTALS	RPI 1-25		RPI 26-50		W-L RECORDS		RPI 51-100		RPI 101-150		RPI 150+
24- 6	0- 0		0- 1		OVERALL		0- 3		5- 2		19- 0
9- 0	0- 0		0- 0		HOME		0- 0		2- 0		7- 0
9- 4	0- 0		0- 1		AWAY		0- 1		2- 2		7- 0
6- 2	0- 0		0- 0		NEUTRAL		0- 2		1- 0		5- 0
14- 5	0- 0		0- 1		NON-CONFERENCE		0- 3		5- 1		9- 0
3- 0	0- 0		0- 0		HOME		0- 0		2- 0		1- 0
5- 3	0- 0		0- 1		AWAY		0- 1		2- 1		3- 0
6- 2	0- 0		0- 0		NEUTRAL		0- 2		1- 0		5- 0
10- 1	0- 0		0- 0		CONFERENCE		0- 0		0- 1		10- 0
6- 0	0- 0		0- 0		HOME		0- 0		0- 0		6- 0
4- 1	0- 0		0- 0		AWAY		0- 0		0- 1		4- 0
0- 0	0- 0		0- 0		NEUTRAL		0- 0		0- 0		0- 0
RPI S	Opponent	Score	RPI S	Opponent	Score	RPI S	Opponent	Score	RPI S	Opponent	Score
			37 A	Missouri St.	0 3	54 N	Wichita St.	0 3	102 A	East Tenn. St.	2 3
						71 N	Western Ky.	0 3	112 N	Arkansas St.	3 1
						83 A	Memphis	0 3	116 A	Eastern Ky.	3 0
									129 A	Tennessee St.	3 1
									129 H	Tennessee St.	3 0
									135 H	Tennessee Tech	3 0
									144 A	Miami (Ohio)	0 3
									154 H	North Fla.	3 1
									169 N	Boston College	3 2
									186 H	Jacksonville	3 1
									186 H	Jacksonville	3 0
									197 A	Southern Ill.	3 0
									214 A	Lipscomb	3 0
									214 H	Lipscomb	3 0
									217 H	Gardner-Webb	3 0
									233 A	Chattanooga	3 0
									240 N	IUPUI	3 0
									254 A	Birmingham-So.	3 0
									257 A	Mercer	3 1
									264 H	Austin Peay	3 2
									264 N	Austin Peay	3 0
									268 A	Stetson	3 0
									278 N	Samford	3 1
									281 H	Campbell	3 0
									285 N	West Virginia	3 0
									308 A	Kennesaw St.	3 0
<hr/>											
LAST 10 DIVISION I GAMES											
			186 H	Jacksonville	3 0	37 A	Missouri St.	0 3			
			214 H	Lipscomb	3 0	54 N	Wichita St.	0 3			
			233 A	Chattanooga	3 0	308 A	Kennesaw St.	3 0			
			186 H	Jacksonville	3 1	102 A	East Tenn. St.	2 3			
			154 H	North Fla.	3 1	135 H	Tennessee Tech	3 0			

Non-Div. I Games

Belmont

Average RPI	Win 241	WON-LOST	WINNING	LAST 10	OPPONENT	OPP.	STRENGTH	TEAM	ADJ	CONF.	ADJ	CONF.
Average RPI	Loss 59	RECORD	PCT. RANK	GAMES	SUCCESS	OF	SCHEDULE	RPI	RPI	RPI	RPI	RPI
DIV. I ONLY		21- 6	37	10- 0	188		264	85	81	32	32	
DIV. I NON-CONF		8- 6	126	3- 0	72		107	99	95	32	31	
TOTALS	RPI 1-25		RPI 26-50	W-L RECORDS		RPI 51-100				RPI 101-150	RPI 150+	
21- 6	0- 0		0- 2	OVERALL		0- 4				0- 0	21- 0	
4- 1	0- 0		0- 0	HOME		0- 1				0- 0	4- 0	
6- 2	0- 0		0- 2	AWAY		0- 0				0- 0	6- 0	
11- 3	0- 0		0- 0	NEUTRAL		0- 3				0- 0	11- 0	
8- 6	0- 0		0- 2	NON-CONFERENCE		0- 4				0- 0	8- 0	
2- 1	0- 0		0- 0	HOME		0- 1				0- 0	2- 0	
4- 2	0- 0		0- 2	AWAY		0- 0				0- 0	4- 0	
2- 3	0- 0		0- 0	NEUTRAL		0- 3				0- 0	2- 0	
13- 0	0- 0		0- 0	CONFERENCE		0- 0				0- 0	13- 0	
2- 0	0- 0		0- 0	HOME		0- 0				0- 0	2- 0	
2- 0	0- 0		0- 0	AWAY		0- 0				0- 0	2- 0	
9- 0	0- 0		0- 0	NEUTRAL		0- 0				0- 0	9- 0	
RPI S	Opponent	Score	RPI S	Opponent	Score	RPI S	Opponent	Score	RPI S	Opponent	Score	
			29 A	New Mexico St.	0 3	67 H	Loyola Marymount	0 3	154 A	North Fla.	3 2	
			29 A	New Mexico St.	0 3	70 N	St. Mary's (Cal.)	1 3	154 H	North Fla.	3 0	
						73 N	Tulsa	0 3	161 N	Morgan St.	3 1	
						84 N	Illinois St.	2 3	161 N	Morgan St.	3 0	
									173 A	South Fla.	3 1	
									182 A	Miami (Fla.)	3 2	
									186 N	Jacksonville	3 1	
									220 N	UCF	3 1	
									251 N	Md. -East. Shore	3 0	
									251 N	Md. -East. Shore	3 0	
									252 H	N. C. A&T	3 1	
									257 A	Mercer	3 1	
									257 H	Mercer	3 1	
									273 A	Bethune-Cookman	3 0	
									290 N	Howard	3 0	
									290 N	Howard	3 0	
									295 N	Delaware St.	3 0	
									302 N	Coppin St.	3 0	
									312 H	South Carolina St.	3 0	
									315 N	Hampton	3 0	
									318 A	Norfolk St.	3 0	
LAST 10 DIVISION I GAMES												
			173 A	South Fla.	3 1	257 H	Mercer	3 1				
			161 N	Morgan St.	3 0	154 H	North Fla.	3 0				
			251 N	Md. -East. Shore	3 0	312 H	South Carolina St.	3 0				
			290 N	Howard	3 0	315 N	Hampton	3 0				
			273 A	Bethune-Cookman	3 0	290 N	Howard	3 0				

Non-Div. I Games

Florida A&M

Average RPI	W n 200	WON-LOST	WINNING	LAST 10	OPPONENT	OPP.	STRENGTH	TEAM	ADJ	CONF.	ADJ	CONF.
Average RPI	Loss 73	RECORD	PCT. RANK	GAMES	SUCCESS	OF	SCHEDULE	RPI	RPI	RPI	RPI	RPI
DIV. I ONLY		26- 8	42	9- 1	189		214	79	82	28	27	
DIV. I NON-CONF		13- 7	100	2- 0	75		83	76	69	26	26	
TOTALS	RPI 1-25		RPI 26-50	W-L RECORDS		RPI 51-100			RPI 101-150		RPI 150+	
26- 8	0- 3		1- 1	OVERALL		4- 2			2- 1		19- 1	
14- 0	0- 0		1- 0	HOME		0- 0			1- 0		12- 0	
9- 5	0- 1		0- 1	AWAY		2- 2			1- 0		6- 1	
3- 3	0- 2		0- 0	NEUTRAL		2- 0			0- 1		1- 0	
13- 7	0- 3		1- 1	NON-CONFERENCE		4- 2			2- 1		6- 0	
6- 0	0- 0		1- 0	HOME		0- 0			1- 0		4- 0	
4- 4	0- 1		0- 1	AWAY		2- 2			1- 0		1- 0	
3- 3	0- 2		0- 0	NEUTRAL		2- 0			0- 1		1- 0	
13- 1	0- 0		0- 0	CONFERENCE		0- 0			0- 0		13- 1	
8- 0	0- 0		0- 0	HOME		0- 0			0- 0		8- 0	
5- 1	0- 0		0- 0	AWAY		0- 0			0- 0		5- 1	
0- 0	0- 0		0- 0	NEUTRAL		0- 0			0- 0		0- 0	
RPI S Opponent	Score	RPI S Opponent	Score	RPI S Opponent	Score	RPI S Opponent	Score	RPI S Opponent	Score			
14 A Okl ahoma	0 3	37 H Mi ssouri St.	3 0	54 A Wi chi ta St.	3 1	105 A Utah Valley St.	3 1					
17 N Cal Poly	2 3	38 A Wi s. -Mi l waukee	0 3	60 A UNLV	1 3	106 H Texas-Arlington	3 0					
19 N Cal i forni a	0 3			62 A Flori da Int' l	2 3	145 N Oregon St.	1 3					
				63 N Xavi er	3 1	157 A Val parai so	3 2					
				73 A Tul sa	3 1	157 H Val parai so	3 0					
				90 N I PFW	3 0	157 H Val parai so	3 2					
						189 H Utah St.	3 1					
						203 H Ark. -Li ttle Rock	3 0					
						206 N Weber St.	3 0					
						232 A Western Ill.	2 3					
						232 H Western Ill.	3 1					
						240 A IUPUI	3 2					
						240 H IUPUI	3 0					
						240 H IUPUI	3 1					
						265 A UMKC	3 1					
						265 H UMKC	3 0					
						292 A Centenary (La.)	3 0					
						292 H Centenary (La.)	3 0					
						303 H St. Francis (N.Y.)	3 0					
						307 A Oakl and	3 0					
						307 H Oakl and	3 0					
						316 A Chi cago St.	3 0					
						316 H Chi cago St.	3 0					
				LAST 10 DIVISION I GAMES								
				157 H Val parai so	3 2	54 A Wi chi ta St.	3 1					
				240 H IUPUI	3 1	157 H Val parai so	3 0					
				265 A UMKC	3 1	307 H Oakl and	3 0					
				232 A Western Ill.	2 3	240 A IUPUI	3 2					
				292 A Centenary (La.)	3 0	316 A Chi cago St.	3 0					

Non-Di v. I Games

Oral Roberts

Average RPI	Win 192	WON-LOST	WINNING	LAST 10	OPPONENT	OPP.	STRENGTH	TEAM	ADJ	CONF.	ADJ	CONF.
Average RPI	Loss107	RECORD	PCT. RANK	GAMES	SUCCESS	OF	SCHEDULE	RPI	RPI	RPI	RPI	RPI
DIV. I ONLY		27- 8	39	6- 4	213		177	81	83	9	9	
DIV. I NON-CONF		14- 2	26	0- 1	265		236	97	99	12	13	
<hr/>												
TOTALS	RPI 1-25		RPI 26-50		W-L RECORDS		RPI 51-100			RPI 101-150		RPI 150+
27- 8	0- 0		0- 0		OVERALL		4- 3			4- 4		19- 1
14- 3	0- 0		0- 0		HOME		3- 0			3- 2		8- 1
7- 4	0- 0		0- 0		AWAY		1- 2			0- 2		6- 0
6- 1	0- 0		0- 0		NEUTRAL		0- 1			1- 0		5- 0
14- 2	0- 0		0- 0		NON-CONFERENCE		1- 1			1- 0		12- 1
8- 1	0- 0		0- 0		HOME		1- 0			1- 0		6- 1
2- 1	0- 0		0- 0		AWAY		0- 1			0- 0		2- 0
4- 0	0- 0		0- 0		NEUTRAL		0- 0			0- 0		4- 0
13- 6	0- 0		0- 0		CONFERENCE		3- 2			3- 4		7- 0
6- 2	0- 0		0- 0		HOME		2- 0			2- 2		2- 0
5- 3	0- 0		0- 0		AWAY		1- 1			0- 2		4- 0
2- 1	0- 0		0- 0		NEUTRAL		0- 1			1- 0		1- 0
RPI S	Opponent	Score	RPI S	Opponent	Score	RPI S	Opponent	Score	RPI S	Opponent	Score	
						53 A	Mississippi	1 3	115 A	Marshall	1 3	
						73 H	Tulsa	3 2	115 H	Marshall	2 3	
						78 H	Belmont	3 0	121 A	East Caro.	1 3	
						89 A	UAB	2 3	121 H	East Caro.	1 3	
						89 H	UAB	3 2	122 H	Murray St.	3 0	
						89 N	UAB	2 3	131 H	Houston	3 1	
						94 A	Tulane	3 1	131 N	Houston	3 1	
									146 H	SMU	3 1	
									152 H	Southeast Mo. St.	0 3	
									184 N	Tenn.-Martin	3 1	
									185 A	Rice	3 2	
									196 A	Evansville	3 1	
									198 A	Southern Miss.	3 0	
									198 H	Southern Miss.	3 0	
									203 H	Ark.-Little Rock	3 0	
									211 A	UTEP	3 0	
									211 N	UTEP	3 1	
									214 H	Lipscomb	3 0	
									220 A	UCF	3 0	
									220 H	UCF	3 0	
									221 N	Kent St.	3 0	
									235 H	Central Ark.	3 0	
									245 A	Troy	3 0	
									256 H	Alabama A&M	3 0	
									264 N	Austin Peay	3 2	
									274 H	Louisiana Tech	3 0	
									275 H	DePaul	3 0	
									317 N	Alcorn St.	3 0	
<hr/>												
LAST 10 DIVISION I GAMES												
						89 N	UAB	2 3	121 H	East Caro.	1 3	
						131 N	Houston	3 1	115 H	Marshall	2 3	
						211 N	UTEP	3 1	94 A	Tulane	3 1	
						198 A	Southern Miss.	3 0	211 A	UTEP	3 0	
						220 A	UCF	3 0	53 A	Mississippi	1 3	

Non-Div. I Games

Memphis

Average RPI	W n 175	WON-LOST	WINNING	LAST 10	OPPONENT	OPP.	STRENGTH	TEAM	ADJ	CONF.	ADJ	CONF.
Loss65		RECORD	PCT. RANK	GAMES	SUCCESS	OF	SCHEDULE	RPI	RPI	RPI	RPI	RPI
DIV. I ONLY		17- 13	127	7- 3	50		106	82	84	10	12	
DIV. I NON-CONF		6- 5	137	0- 0	12		115	51	53	10	10	
<hr/>												
TOTALS		RPI 1-25	RPI 26-50		W-L RECORDS		RPI 51-100		RPI 101-150		RPI 150+	
17- 13		0- 1	2- 5		OVERALL		3- 5		0- 0		12- 2	
7- 5		0- 0	1- 2		HOME		1- 3		0- 0		5- 0	
7- 6		0- 1	1- 2		AWAY		1- 1		0- 0		5- 2	
3- 2		0- 0	0- 1		NEUTRAL		1- 1		0- 0		2- 0	
6- 5		0- 1	1- 2		NON-CONFERENCE		2- 1		0- 0		3- 1	
2- 0		0- 0	1- 0		HOME		1- 0		0- 0		0- 0	
1- 3		0- 1	0- 1		AWAY		0- 0		0- 0		1- 1	
3- 2		0- 0	0- 1		NEUTRAL		1- 1		0- 0		2- 0	
11- 8		0- 0	1- 3		CONFERENCE		1- 4		0- 0		9- 1	
5- 5		0- 0	0- 2		HOME		0- 3		0- 0		5- 0	
6- 3		0- 0	1- 1		AWAY		1- 1		0- 0		4- 1	
0- 0		0- 0	0- 0		NEUTRAL		0- 0		0- 0		0- 0	
RPI S	Opponent	Score	RPI S	Opponent	Score	RPI S	Opponent	Score	RPI S	Opponent	Score	
6 A	Fl ori da	0 3	28 A	UNI	0 3	54 A	Wi chi ta St.	3 1	157 A	Val parai so	3 2	
			28 H	UNI	1 3	54 H	Wi chi ta St.	0 3	167 N	UTSA	3 2	
			33 A	Ill i noi s	1 3	58 A	Crei ghton	1 3	185 A	Ri ce	2 3	
			37 A	Mi ssouri St.	3 2	58 H	Crei ghton	1 3	196 A	Evansvi lle	0 3	
			37 H	Mi ssouri St.	2 3	58 H	Crei ghton	1 3	196 H	Evansvi lle	3 0	
			38 N	Wi s. -Mi lwaukee	0 3	64 N	Wi nthrop	2 3	197 A	Southern Ill.	3 1	
			50 H	St. Loui s	3 2	81 N	Fl ori da A&M	3 2	197 H	Southern Ill.	3 0	
						92 H	Northern Ill.	3 1	229 A	Bradl ey	3 0	
									229 H	Bradl ey	3 1	
									234 A	Drake	3 0	
									234 H	Drake	3 1	
									275 N	DePaul	3 1	
									277 A	Indi ana St.	3 0	
									277 H	Indi ana St.	3 0	
<hr/>												
LAST 10 DIVISION I GAMES												
58 H Crei ghton						1 3	277H Indi ana St.		3 0			
37 A Mi ssouri St.						3 2	58 A Crei ghton		1 3			
54 A Wi chi ta St.						3 1	234A Drake		3 0			
28 H UNI						1 3	196H Evansvi lle		3 0			
229 A Bradl ey						3 0	197H Southern Ill.		3 0			

Non-Di v. I Games

Illinois St.

Average RPI	W n 183	WON-LOST	WINNING	LAST 10	OPPONENT	OPP.	STRENGTH	TEAM	ADJ	CONF.	ADJ	CONF.		
Average RPI	Loss 45	RECORD	PCT. RANK	GAMES	SUCCESS	OF	SCHEDULE	RPI	RPI	RPI	RPI	RPI		
DIV. I ONLY		16- 15	150	6- 4	44		73	91	85	12	13			
DIV. I NON-CONF		5- 10	228	1- 2	27		38	121	106	11	11			
<hr/>														
TOTALS		RPI 1-25		RPI 26-50	W-L RECORDS				RPI 51-100		RPI 101-150	RPI 150+		
16- 15		0- 6		0- 4	OVERALL				2- 3		2- 2	12- 0		
6- 7		0- 2		0- 2	HOME				2- 2		0- 1	4- 0		
7- 3		0- 1		0- 2	AWAY				0- 0		1- 0	6- 0		
3- 5		0- 3		0- 0	NEUTRAL				0- 1		1- 1	2- 0		
5- 10		0- 3		0- 3	NON-CONFERENCE				0- 3		0- 1	5- 0		
3- 4		0- 0		0- 2	HOME				0- 2		0- 0	3- 0		
0- 2		0- 1		0- 1	AWAY				0- 0		0- 0	0- 0		
2- 4		0- 2		0- 0	NEUTRAL				0- 1		0- 1	2- 0		
11- 5		0- 3		0- 1	CONFERENCE				2- 0		2- 1	7- 0		
3- 3		0- 2		0- 0	HOME				2- 0		0- 1	1- 0		
7- 1		0- 0		0- 1	AWAY				0- 0		1- 0	6- 0		
1- 1		0- 1		0- 0	NEUTRAL				0- 0		1- 0	0- 0		
RPI S	Opponent		Score		RPI S	Opponent		Score		RPI S	Opponent		Score	
6 N	Fl ori da		0	3	27 A	Duke		1	3	53 H	Mi ssi ssi ppi		0	3
11 N	LSU		0	3	33 H	I lli noi s		0	3	59 H	Ci nci nati		3	2
21 H	Loui svi lle		1	3	38 H	Wi s. -Mi l waukee		1	3	66 H	San Franci sco		1	3
21 N	Loui svi lle		2	3	48 A	Notre Dame		1	3	69 N	Vi rgi ni a		0	3
24 H	St. John's (N. Y.)		0	3						97 H	Connecti cut		3	1
25 A	Mi chi gan		0	3										

Non-Div. I Games

Marquette

Average RPI	W n 160	WON-LOST	WINNING	LAST 10	OPPONENT	OPP.	STRENGTH	TEAM	ADJ	CONF.	ADJ	CONF.		
Average RPI	Loss 79	RECORD	PCT. RANK	GAMES	SUCCESS	OF	SCHEDULE	RPI	RPI	RPI	RPI	CONF. RPI		
DIV. I ONLY		20- 10	78	6- 4	117		80	76	86	8		8		
DIV. I NON-CONF		5- 3	110	0- 0	85		65	85	81	8		7		
<hr/>														
TOTALS		RPI 1-25		RPI 26-50	W-L RECORDS			RPI 51-100		RPI 101-150		RPI 150+		
20- 10		0- 1		0- 3	OVERALL			1- 2		10- 3		9- 1		
13- 3		0- 0		0- 1	HOME			1- 1		8- 0		4- 1		
6- 6		0- 1		0- 1	AWAY			0- 1		2- 3		4- 0		
1- 1		0- 0		0- 1	NEUTRAL			0- 0		0- 0		1- 0		
5- 3		0- 1		0- 1	NON-CONFERENCE			0- 1		3- 0		2- 0		
4- 1		0- 0		0- 0	HOME			0- 1		3- 0		1- 0		
0- 1		0- 1		0- 0	AWAY			0- 0		0- 0		0- 0		
1- 1		0- 0		0- 1	NEUTRAL			0- 0		0- 0		1- 0		
15- 7		0- 0		0- 2	CONFERENCE			1- 1		7- 3		7- 1		
9- 2		0- 0		0- 1	HOME			1- 0		5- 0		3- 1		
6- 5		0- 0		0- 1	AWAY			0- 1		2- 3		4- 0		
0- 0		0- 0		0- 0	NEUTRAL			0- 0		0- 0		0- 0		
RPI S	Opponent	Score		RPI S	Opponent	Score		RPI S	Opponent	Score		RPI S	Opponent	Score
16 A	Purdue	1	3	27 A	Duke	0	3	69 A	Vi rgi ni a	1	3	104 A	Fl ori da St.	3 0
				27 H	Duke	2	3	69 H	Vi rgi ni a	3	0	104 H	Fl ori da St.	3 0
				28 N	UNI	2	3	76 H	South Carol i na	2	3	109 H	Furman	3 1
												110 A	Georgi a Tech	2 3
												110 H	Georgi a Tech	3 0
												127 A	Vi rgi ni a Tech	1 3
												127 H	Vi rgi ni a Tech	3 2
												129 H	Tennessee St.	3 0
												137 H	Charlotte	3 1
												138 A	North Carol i na	2 3
												138 H	North Carol i na	3 0
												142 A	Wake Forest	3 1
												142 H	Wake Forest	3 0
												158 A	Maryl and	3 0
												158 H	Maryl and	3 2
												169 A	Boston Colle ge	3 0
												169 H	Boston Colle ge	1 3
												182 A	Mi ami (Fl a.)	3 1
												182 H	Mi ami (Fl a.)	3 1
												229 N	Bradley	3 0
												265 A	North Carol i na St.	3 0
												265 H	North Carol i na St.	3 0
												276 H	Western Caro.	3 0
<hr/>														
LAST 10 DIVISION I GAMES														
69 H Vi rgi ni a					3	0	265A North Carol i na St.					3	0	
127 H Vi rgi ni a Tech					3	2	138A North Carol i na					2	3	
169 H Boston Colle ge					1	3	182A Mi ami (Fl a.)					3	1	
158 H Maryl and					3	2	104A Fl ori da St.					3	0	
110 A Georgi a Tech					2	3	27 H Duke					2	3	

Non-Div. I Games

Clemson

Average RPI Win 189 Loss145			WON-LOST RECORD		WINNING PCT. RANK		LAST 10 GAMES		OPPONENT SUCCESS		OPP. STRENGTH OF SCHEDULE		TEAM RPI		ADJ RPI		CONF. RPI		ADJ CONF. RPI	
DIV. I ONLY			27- 7		31		9- 1		190		197		75		87		22		22	
DIV. I NON-CONF			7- 6		143		1- 1		183		75		146		146		25		24	
TOTALS			RPI 1-25		RPI 26-50		W-L RECORDS		RPI 51-100				RPI 101-150		RPI 150+					
27- 7			0- 0		0- 1		OVERALL		4- 2				4- 1		19- 3					
9- 3			0- 0		0- 0		HOME		1- 1				1- 0		7- 2					
13- 2			0- 0		0- 0		AWAY		3- 0				3- 1		7- 1					
5- 2			0- 0		0- 1		NEUTRAL		0- 1				0- 0		5- 0					
7- 6			0- 0		0- 1		NON-CONFERENCE		2- 2				2- 1		3- 2					
1- 2			0- 0		0- 0		HOME		0- 1				0- 0		1- 1					
4- 2			0- 0		0- 0		AWAY		2- 0				2- 1		0- 1					
2- 2			0- 0		0- 1		NEUTRAL		0- 1				0- 0		2- 0					
20- 1			0- 0		0- 0		CONFERENCE		2- 0				2- 0		16- 1					
8- 1			0- 0		0- 0		HOME		1- 0				1- 0		6- 1					
9- 0			0- 0		0- 0		AWAY		1- 0				1- 0		7- 0					
3- 0			0- 0		0- 0		NEUTRAL		0- 0				0- 0		3- 0					
RPI S	Opponent		Score		RPI S	Opponent		Score		RPI S	Opponent		Score		RPI S	Opponent		Score		
					33 N	Illinois		1 3		54 N	Wichita St.		1 3		109 A	Furman		3 2		
										64 A	Winthrop		3 0		109 H	Furman		3 1		
										76 A	South Carolina		3 1		125 A	San Diego St.		3 1		
										88 A	Appalachian St.		3 2		138 A	North Carolina		3 1		
										88 H	Appalachian St.		3 0		150 A	Cal St. Fullerton		1 3		
										98 H	Iowa		2 3		153 A	Davidson		3 0		
															153 H	Davidson		3 1		
															156 H	Eastern Mich.		1 3		
															164 A	UNC Greensboro		3 0		
															164 H	UNC Greensboro		3 0		
															164 N	UNC Greensboro		3 1		
															206 N	Weber St.		3 0		
															208 N	Binghamton		3 0		
															230 A	Ga. Southern		3 1		
															230 N	Ga. Southern		3 0		
															233 A	Chattanooga		3 1		
															233 H	Chattanooga		3 1		
															233 N	Chattanooga		3 0		
															236 A	Elon		3 1		
															236 H	Elon		2 3		
															237 H	Columbia		3 1		
															276 A	Western Caro.		3 1		
															276 H	Western Caro.		3 0		
															289 A	Coastal Caro.		2 3		
															299 A	Wofford		3 0		
															299 H	Wofford		3 0		
															301 H	Citadel		3 0		
LAST 10 DIVISION I GAMES																				
					76 A	South Carolina		3 1		236 A	Elon		3 1							
					164 N	UNC Greensboro		3 1		276 H	Western Caro.		3 0							
					233 N	Chattanooga		3 0		233 H	Chattanooga		3 1							
					230 N	Ga. Southern		3 0		230 A	Ga. Southern		3 1							
					164 A	UNC Greensboro		3 0		289 A	Coastal Caro.		2 3							

Non-Div. I Games

Col. of Charleston

[illegible]

Non-Di v. I Games

Appal achi an St.

Average RPI			W n 198	WON-LOST	WINNING	LAST 10	OPPONENT		OPP. STRENGTH	TEAM	ADJ	CONF.	ADJ CONF.
Average RPI			Loss119	RECORD	PCT. RANK	GAMES	SUCCESS		OF SCHEDULE	RPI	RPI	RPI	RPI
DIV. I ONLY				27- 9	46	10- 0	201		195	86	89	9	9
DIV. I NON-CONF				13- 3	39	0- 0	280		267	135	135	12	13
TOTALS			RPI 1-25		RPI 26-50	W-L RECORDS	RPI 51-100					RPI 101-150	RPI 150+
27- 9		0- 0			0- 0	OVERALL	5- 2					3- 6	19- 1
8- 2		0- 0			0- 0	HOME	1- 1					2- 1	5- 0
8- 5		0- 0			0- 0	AWAY	1- 1					1- 3	6- 1
11- 2		0- 0			0- 0	NEUTRAL	3- 0					0- 2	8- 0
13- 3		0- 0			0- 0	NON-CONFERENCE	0- 0					1- 2	12- 1
2- 0		0- 0			0- 0	HOME	0- 0					0- 0	2- 0
4- 1		0- 0			0- 0	AWAY	0- 0					1- 0	3- 1
7- 2		0- 0			0- 0	NEUTRAL	0- 0					0- 2	7- 0
14- 6		0- 0			0- 0	CONFERENCE	5- 2					2- 4	7- 0
6- 2		0- 0			0- 0	HOME	1- 1					2- 1	3- 0
4- 4		0- 0			0- 0	AWAY	1- 1					0- 3	3- 0
4- 0		0- 0			0- 0	NEUTRAL	3- 0					0- 0	1- 0
RPI S	Opponent	Score		RPI S	Opponent	Score	RPI S	Opponent	Score	RPI S	Opponent	Score	
							73 H Tul sa	0	3	115 A Marshall I	2	3	
							73 N Tul sa	3	1	115 H Marshall I	3	2	
							83 A Memphi s	2	3	117 N Morehead St.	1	3	
							83 H Memphi s	3	2	121 A East Caro.	1	3	
							83 N Memphi s	3	2	121 H East Caro.	3	1	
							94 A Tul ane	3	2	126 N TCU	1	3	
							94 N Tul ane	3	1	128 A New Orleans	3	1	
										131 A Houston	0	3	
										146 H SMU	0	3	
										162 A Georgi a	1	3	
										180 A Georgi a St.	3	0	
										185 H Ri ce	3	2	
										198 A Southern Mi ss.	3	1	
										198 H Southern Mi ss.	3	0	
										211 A UTEP	3	0	
										220 A UCF	3	0	
										220 H UCF	3	0	
										220 N UCF	3	1	
										236 A El on	3	0	
										241 N UNC Asheville	3	0	
										242 H Missi ssi ppi Val .	3	1	
										245 H Troy	3	0	
										247 N Northwestern St.	3	1	
										257 A Mercer	3	2	
										279 N Nichol ls St.	3	0	
										280 N Navy	3	0	
										289 N Coastal Caro.	3	0	
										292 N Centenary (La.)	3	0	
										317 N Al corn St.	3	0	
						LAST 10 DIVISION I GAMES							
						83 N Memphi s	3	2	198A Southern Mi ss.	3	1		
						73 N Tul sa	3	1	115H Marshall I	3	2		
						94 N Tul ane	3	1	121H East Caro.	3	1		
						220 N UCF	3	1	211A UTEP	3	0		
						220 A UCF	3	0	94 A Tul ane	3	2		

Non-Di v. I Games

UAB

I
P
F
W

I PFW

Average RPI Win 179 Average RPI Loss105			WON-LOST RECORD		WINNING PCT. RANK		LAST 10 GAMES		OPPONENT OPP. STRENGTH SUCCESS OF SCHEDULE		TEAM RPI	ADJ RPI	CONF. RPI	ADJ CONF. RPI	
DIV. I ONLY			21- 9		62		6- 4		136		155	80	91	13	11
DIV. I NON-CONF			9- 1		17		0- 1		179		226	55	61	14	14
TOTALS			RPI 1-25		RPI 26-50		W-L RECORDS		RPI 51-100		RPI 101-150		RPI 150+		
21- 9			0- 0		0- 3		OVERALL		1- 1		8- 2		12- 3		
12- 3			0- 0		0- 1		HOME		0- 1		6- 0		6- 1		
6- 6			0- 0		0- 2		AWAY		1- 0		1- 2		4- 2		
3- 0			0- 0		0- 0		NEUTRAL		0- 0		1- 0		2- 0		
9- 1			0- 0		0- 0		NON-CONFERENCE		0- 0		3- 0		6- 1		
5- 1			0- 0		0- 0		HOME		0- 0		3- 0		2- 1		
2- 0			0- 0		0- 0		AWAY		0- 0		0- 0		2- 0		
2- 0			0- 0		0- 0		NEUTRAL		0- 0		0- 0		2- 0		
12- 8			0- 0		0- 3		CONFERENCE		1- 1		5- 2		6- 2		
7- 2			0- 0		0- 1		HOME		0- 1		3- 0		4- 0		
4- 6			0- 0		0- 2		AWAY		1- 0		1- 2		2- 2		
1- 0			0- 0		0- 0		NEUTRAL		0- 0		1- 0		0- 0		
RPI S	Opponent	Score	RPI S	Opponent	Score	RPI S	Opponent	Score	RPI S	Opponent	Score				
			35 A Hofstra		0 3	77 A Towson		3 2	106 H Texas-Arlington		3 1				
			35 A Hofstra		2 3	77 H Towson		1 3	107 A James Madi son		0 3				
			35 H Hofstra		2 3				107 H James Madi son		3 2				
									111 A Northeastern		3 1				
									111 H Northeastern		3 2				
									111 N Northeastern		3 0				
									124 A VCU		2 3				
									124 H VCU		3 1				
									134 H Seton Hall		3 1				
									139 H Temple		3 0				
									165 H Villanova		1 3				
									177 A Wis.-Green Bay		3 1				
									180 A Georgia St.		2 3				
									180 H Georgia St.		3 1				
									191 A William & Mary		1 3				
									191 H William & Mary		3 2				
									209 A UMBC		3 0				
									218 A George Mason		3 1				
									218 H George Mason		3 0				
									221 N Kent St.		3 1				
									234 N Drake		3 0				
									262 H Marist		3 0				
									263 A UNC Wilming ton		3 0				
									263 H UNC Wilming ton		3 0				
									295 H Delaware St.		3 0				
			LAST 10 DIVISION I GAMES												
			35 A Hofstra		2 3	180A Georgi a St.		2 3							
			111 N Northeastern		3 0	111H Northeastern		3 2							
			124 H VCU		3 1	35 H Hofstra		2 3							
			191 H William & Mary		3 2	165H Villanova		1 3							
			263 A UNC Wilming ton		3 0	77 A Towson		3 2							

Non-Div. I Games

Del aware

Average RPI	Win 196	WON-LOST	WINNING	LAST 10	OPPONENT	OPP.	STRENGTH	TEAM	ADJ	CONF.	ADJ	CONF.			
Average RPI	Loss81	RECORD	PCT. RANK	GAMES	SUCCESS	OF	SCHEDULE	RPI	RPI	RPI	RPI	CONF.			
DIV. I ONLY		20- 9	67	7- 3	186		122	94	92	14	15				
DIV. I NON-CONF		7- 5	121	0- 0	187		153	141	139	15	12				
<hr/>															
TOTALS		RPI 1-25		RPI 26-50	W-L RECORDS			RPI 51-100		RPI 101-150	RPI 150+				
20- 9		0- 2		0- 1	OVERALL			0- 4		3- 1	17- 1				
9- 4		0- 0		0- 1	HOME			0- 2		1- 1	8- 0				
7- 4		0- 2		0- 0	AWAY			0- 2		2- 0	5- 0				
4- 1		0- 0		0- 0	NEUTRAL			0- 0		0- 0	4- 1				
7- 5		0- 1		0- 1	NON-CONFERENCE			0- 3		1- 0	6- 0				
3- 2		0- 0		0- 1	HOME			0- 1		1- 0	2- 0				
0- 3		0- 1		0- 0	AWAY			0- 2		0- 0	0- 0				
4- 0		0- 0		0- 0	NEUTRAL			0- 0		0- 0	4- 0				
13- 4		0- 1		0- 0	CONFERENCE			0- 1		2- 1	11- 1				
6- 2		0- 0		0- 0	HOME			0- 1		0- 1	6- 0				
7- 1		0- 1		0- 0	AWAY			0- 0		2- 0	5- 0				
0- 1		0- 0		0- 0	NEUTRAL			0- 0		0- 0	0- 1				
RPI S	Opponent	Score		RPI S	Opponent	Score		RPI S	Opponent	Score		RPI S	Opponent	Score	
15 A	Ohio St.	0	3	50 H	St. Louis	1	3	65 H	Bowling Green	2	3	116 H	Eastern Ky.	3	2
22 A	Ohio	1	3					84 A	Illinois St.	1	3	130 A	Western Mi ch.	3	1
								90 H	IPFW	2	3	130 H	Western Mi ch.	1	3
								97 A	Connecticut	0	3	144 A	Miami (Ohio)	3	2
												156 A	Eastern Mi ch.	3	1
												156 H	Eastern Mi ch.	3	2
												169 N	Boston College	3	0
												171 A	Ball St.	3	1
												171 H	Ball St.	3	1
												172 A	Toledo	3	1
												172 H	Toledo	3	0
												172 N	Toledo	2	3
												179 H	Ill. -Chicago	3	0
												187 A	Central Mi ch.	3	2
												187 H	Central Mi ch.	3	0
												216 H	Buffalo	3	0
												221 A	Kent St.	3	1
												232 H	Western Ill.	3	0
												255 H	Akron	3	1
												270 N	Iona	3	0
												291 N	Lehigh	3	0
												319 N	Quinnipiac	3	0
				LAST 10 DIVISION I GAMES											
				172 N Toledo				2	3	172H Toledo				3	0
				216 H Buffalo				3	0	171H Ball St.				3	1
				255 H Akron				3	1	22 A Ohio				1	3
				144 A Miami (Ohio)				3	2	221A Kent St.				3	1
				130 H Western Mi ch.				1	3	171A Ball St.				3	1

Non-Div. I Games

Northern Ill.

Average RPI Win 198			WON-LOST		WINNING		LAST 10		OPPONENT OPP. STRENGTH		TEAM		ADJ		CONF.		ADJ CONF.		
Average RPI Loss102			RECORD		PCT. RANK		GAMES		SUCCESS OF SCHEDULE		RPI		RPI		RPI		RPI		
DIV. I ONLY			18- 8		66		9- 1		163		159		88		93		16		
DIV. I NON-CONF			6- 6		157		1- 1		222		170		188		188		17		
TOTALS			RPI 1-25		RPI 26-50		W-L RECORDS		RPI 51-100				RPI 101-150		RPI 150+				
18- 8			0- 1		0- 0		OVERALL		2- 4				0- 1		16- 2				
9- 3			0- 1		0- 0		HOME		2- 1				0- 0		7- 1				
6- 3			0- 0		0- 0		AWAY		0- 2				0- 1		6- 0				
3- 2			0- 0		0- 0		NEUTRAL		0- 1				0- 0		3- 1				
6- 6			0- 1		0- 0		NON-CONFERENCE		0- 2				0- 1		6- 2				
2- 3			0- 1		0- 0		HOME		0- 1				0- 0		2- 1				
1- 1			0- 0		0- 0		AWAY		0- 0				0- 1		1- 0				
3- 2			0- 0		0- 0		NEUTRAL		0- 1				0- 0		3- 1				
12- 2			0- 0		0- 0		CONFERENCE		2- 2				0- 0		10- 0				
7- 0			0- 0		0- 0		HOME		2- 0				0- 0		5- 0				
5- 2			0- 0		0- 0		AWAY		0- 2				0- 0		5- 0				
0- 0			0- 0		0- 0		NEUTRAL		0- 0				0- 0		0- 0				
RPI S	Opponent		Score		RPI S	Opponent		Score		RPI S	Opponent		Score		RPI S	Opponent		Score	
24 H	St. John's (N.Y.)		1 3							55 A	Princeton		1 3		103 A	Long Island		0 3	
										55 H	Princeton		3 0		170 A	Portland		3 1	
										66 N	San Francisco		1 3		175 A	Penn		3 0	
										68 A	Yale		0 3		175 H	Penn		3 1	
										68 H	Yale		3 1		192 A	Harvard		3 2	
										72 H	Ameri can		1 3		192 H	Harvard		3 1	
															199 A	Brown		3 2	
															199 H	Brown		3 0	
															200 H	Syracuse		3 0	
															201 A	Dartmouth		3 1	
															201 H	Dartmouth		3 0	
															205 N	Montana		1 3	
															216 H	Buffal o		3 0	
															224 H	Col gate		2 3	
															237 A	Col umbi a		3 0	
															237 H	Col umbi a		3 0	
															253 N	Tex. -Pan Ameri can		3 2	
															288 N	High Poi nt		3 0	
															303 N	St. Francis (N.Y.)		3 0	
LAST 10 DIVISION I GAMES																			
55 H Princeton					3 0					68 H Yale					3 1				
175 H Penn					3 1					200H Syracuse					3 0				
201 A Dartmouth					3 1					192H Harvard					3 1				
192 A Harvard					3 2					201H Dartmouth					3 0				
199 H Brown					3 0					224H Col gate					2 3				

Non-Div. I Games

Cornel I

Average RPI	W n 177	WON-LOST	WINNING	LAST 10	OPPONENT	OPP.	STRENGTH	TEAM	ADJ	CONF.	ADJ	CONF.
Average RPI	Loss 95	RECORD	PCT. RANK	GAMES	SUCCESS	OF	SCHEDULE	RPI	RPI	RPI	RPI	RPI
DIV. I ONLY		15- 11	123	6- 4	93		103	98	94	9	9	
DIV. I NON-CONF		4- 5	189	0- 0	108		98	155	149	12	13	
TOTALS	RPI 1-25		RPI 26-50	W-L RECORDS		RPI 51-100			RPI 101-150		RPI 150+	
15- 11	0- 1		0- 0	OVERALL		1- 7			5- 2		9- 1	
8- 3	0- 0		0- 0	HOME		1- 2			3- 1		4- 0	
6- 4	0- 1		0- 0	AWAY		0- 2			2- 1		4- 0	
1- 4	0- 0		0- 0	NEUTRAL		0- 3			0- 0		1- 1	
4- 5	0- 1		0- 0	NON-CONFERENCE		0- 3			1- 0		3- 1	
3- 0	0- 0		0- 0	HOME		0- 0			1- 0		2- 0	
0- 2	0- 1		0- 0	AWAY		0- 1			0- 0		0- 0	
1- 3	0- 0		0- 0	NEUTRAL		0- 2			0- 0		1- 1	
11- 6	0- 0		0- 0	CONFERENCE		1- 4			4- 2		6- 0	
5- 3	0- 0		0- 0	HOME		1- 2			2- 1		2- 0	
6- 2	0- 0		0- 0	AWAY		0- 1			2- 1		4- 0	
0- 1	0- 0		0- 0	NEUTRAL		0- 1			0- 0		0- 0	
RPI S	Opponent	Score	RPI S	Opponent	Score	RPI S	Opponent	Score	RPI S	Opponent	Score	
4 A	Minnesota	0 3				55 N	Dayton	1 3	115 A	Marshall	3 2	
						73 A	Tulsa	0 3	121 H	East Caro.	3 0	
						73 H	Tulsa	3 1	128 H	New Orleans	3 2	
						83 H	Memphis	1 3	131 A	Houston	0 3	
						89 H	UAB	2 3	131 H	Houston	0 3	
						89 N	UAB	1 3	146 A	SMU	3 1	
						97 N	Connecticut	0 3	146 H	SMU	3 0	
						98 A	Iowa	0 3	185 A	Rice	3 1	
									185 H	Rice	3 1	
									193 N	Fla. Atlantic	2 3	
									194 H	McNeese St.	3 0	
									198 A	Southern Miss.	3 1	
									211 A	UTEP	3 1	
									211 H	UTEP	3 1	
									220 A	UCF	3 2	
									250 H	Lamar	3 0	
									265 N	UMKC	3 0	
LAST 10 DIVISION I GAMES												
	89 N	UAB	1	3			83 H	Memphis	1	3		
	211 H	UTEP	3	1			89 H	UAB	2	3		
	211 A	UTEP	3	1			146 A	SMU	3	1		
	220 A	UCF	3	2			73 A	Tulsa	0	3		
	198 A	Southern Miss.	3	1			185 H	Rice	3	1		

Non-Div. I Games

Tulane

Average RPI	W n 161	WON-LOST	WINNING	LAST 10	OPPONENT	OPP.	STRENGTH	TEAM	ADJ	CONF.	ADJ	CONF.			
Average RPI	Loss56	RECORD	PCT. RANK	GAMES	SUCCESS	OF	SCHEDULE	RPI	RPI	RPI	RPI	RPI			
DIV. I ONLY		16- 12	125	4- 6	123		62	106	96	7	7				
DIV. I NON-CONF		9- 5	105	2- 1	134		33	93	92	6	6				
<hr/>															
TOTALS		RPI 1-25		RPI 26-50	W-L RECORDS				RPI 51-100		RPI 101-150	RPI 150+			
16- 12		0- 3		1- 3	OVERALL				1- 4		6- 1	8- 1			
6- 5		0- 1		0- 2	HOME				0- 1		2- 0	4- 1			
6- 6		0- 1		0- 1	AWAY				0- 3		3- 1	3- 0			
4- 1		0- 1		1- 0	NEUTRAL				1- 0		1- 0	1- 0			
9- 5		0- 1		1- 1	NON-CONFERENCE				1- 2		3- 0	4- 1			
2- 2		0- 0		0- 1	HOME				0- 0		0- 0	2- 1			
3- 2		0- 0		0- 0	AWAY				0- 2		2- 0	1- 0			
4- 1		0- 1		1- 0	NEUTRAL				1- 0		1- 0	1- 0			
7- 7		0- 2		0- 2	CONFERENCE				0- 2		3- 1	4- 0			
4- 3		0- 1		0- 1	HOME				0- 1		2- 0	2- 0			
3- 4		0- 1		0- 1	AWAY				0- 1		1- 1	2- 0			
0- 0		0- 0		0- 0	NEUTRAL				0- 0		0- 0	0- 0			
RPI S	Opponent		Score	RPI S	Opponent		Score	RPI S	Opponent		Score	RPI S	Opponent		Score
13 N	San Di ego		0 3	26 A	Long Beach St.		0 3	51 A	UC Santa Barb.		2 3	105 N	Utah Valley St.		3 0
17 A	Cal Poly		0 3	26 H	Long Beach St.		1 3	51 H	UC Santa Barb.		0 3	113 A	San Jose St.		3 2
17 H	Cal Poly		0 3	35 N	Hofstra		3 2	60 A	UNLV		0 3	118 A	UC Irvine		1 3
				42 H	Oregon		1 3	63 N	Xavier		3 0	118 H	UC Irvine		3 0
								67 A	Loyol a Marymount		1 3	125 A	San Di ego St.		3 1
												150 A	Cal St. Fullerton		3 2
												150 H	Cal St. Fullerton		3 1
												183 A	Paci fi c		3 0
												183 H	Paci fi c		3 0
												189 H	Utah St.		1 3
												192 N	Harvard		3 0
												223 H	Fresno St.		3 0
												228 A	UC Davi s		3 0
												228 H	UC Davi s		3 0
												243 A	UC Ri versi de		3 1
												243 H	UC Ri versi de		3 0
<hr/>															
LAST 10 DIVISION I GAMES															
67 A Loyol a Marymount 1 3								228 A UC Davi s 3 0							
118 H UC Irvine 3 0								118 A UC Irvine 1 3							
26 H Long Beach St. 1 3								223 H Fresno St. 3 0							
51 A UC Santa Barb. 2 3								183 H Paci fi c 3 0							
17 A Cal Poly 0 3								17 H Cal Poly 0 3							

Non-Di v. I Games

Cal St. Northridge

Average RPI	Win 194	WON-LOST	WINNING	LAST 10	OPPONENT	OPP.	STRENGTH	TEAM	ADJ	CONF.	ADJ	CONF.
Average RPI	Loss 62	RECORD	PCT. RANK	GAMES	SUCCESS	OF	SCHEDULE	RPI	RPI	RPI	RPI	RPI
DIV. I ONLY		19- 11	88	6- 4	134		121	97	97	12	13	
DIV. I NON-CONF		11- 4	69	0- 0	118		172	77	80	11	11	
TOTALS	RPI 1-25		RPI 26-50	W-L RECORDS		RPI 51-100			RPI 101-150		RPI 150+	
19- 11	0- 4		0- 1	OVERALL		3- 4			2- 1		14- 1	
10- 3	0- 2		0- 0	HOME		1- 1			1- 0		8- 0	
6- 6	0- 1		0- 1	AWAY		0- 2			1- 1		5- 1	
3- 2	0- 1		0- 0	NEUTRAL		2- 1			0- 0		1- 0	
11- 4	0- 1		0- 0	NON-CONFERENCE		3- 2			1- 0		7- 1	
5- 0	0- 0		0- 0	HOME		1- 0			0- 0		4- 0	
3- 3	0- 1		0- 0	AWAY		0- 1			1- 0		2- 1	
3- 1	0- 0		0- 0	NEUTRAL		2- 1			0- 0		1- 0	
8- 7	0- 3		0- 1	CONFERENCE		0- 2			1- 1		7- 0	
5- 3	0- 2		0- 0	HOME		0- 1			1- 0		4- 0	
3- 3	0- 0		0- 1	AWAY		0- 1			0- 1		3- 0	
0- 1	0- 1		0- 0	NEUTRAL		0- 0			0- 0		0- 0	
RPI S Opponent	Score		RPI S Opponent	Score		RPI S Opponent	Score		RPI S Opponent	Score		
4 A Minnesota	0 3		48 A Notre Dame	0 3		55 N Dayton	1 3		108 A Pittsburgh	1 3		
21 H Louisville	1 3					59 H Cincinnati	1 3		111 A Northeastern	3 0		
21 N Louisville	1 3					68 A Yale	2 3		134 H Seton Hall	3 0		
24 H St. John's (N.Y.)	0 3					74 N Portland St.	3 0		160 A Gonzaga	3 0		
						85 A Marquette	1 3		163 H Fordham	3 0		
						92 H Northern Ill.	3 0		165 H Villanova	3 0		
						94 N Tulane	3 0		169 H Boston College	3 2		
									173 H South Fla.	3 0		
									190 A Central Conn. St.	1 3		
									200 A Syracuse	3 1		
									204 H Georgetown	3 0		
									217 N Gardner-Webb	3 0		
									249 H Rutgers	3 0		
									275 A DePaul	3 1		
									285 A West Virginia	3 0		
									296 A Wagner	3 0		
									298 H Hartford	3 0		
									319 H Quinnipiac	3 0		
LAST 10 DIVISION I GAMES												
21 N Louisville	1 3		204 H Georgetown	3 0								
249 H Rutgers	3 0		173 H South Fla.	3 0								
165 H Villanova	3 0		275 A DePaul	3 1								
200 A Syracuse	3 1		48 A Notre Dame	0 3								
85 A Marquette	1 3		24 H St. John's (N.Y.)	0 3								

Non-Div. I Games

Connecticut

Average RPI Win 164 Average RPI Loss 21				WON-LOST RECORD		WINNING PCT. RANK		LAST 10 GAMES		OPPONENT SUCCESS		OPP. STRENGTH OF SCHEDULE		TEAM RPI		ADJ RPI		CONF. RPI		ADJ CONF. RPI			
DIV. I ONLY				13- 19		204		1- 9		36		30		108		98		2		1			
DIV. I NON-CONF				11- 1		12		0- 0		153		165		46		49		2		3			
TOTALS		RPI 1-25		RPI 26-50		W-L RECORDS		RPI 51-100		RPI 101-150		RPI 150+											
13- 19		0- 12		0- 7		OVERALL		4- 0		1- 0		8- 0											
6- 10		0- 6		0- 4		HOME		1- 0		0- 0		5- 0											
3- 9		0- 6		0- 3		AWAY		2- 0		0- 0		1- 0											
4- 0		0- 0		0- 0		NEUTRAL		1- 0		1- 0		2- 0											
11- 1		0- 0		0- 1		NON-CONFERENCE		4- 0		1- 0		6- 0											
5- 1		0- 0		0- 1		HOME		1- 0		0- 0		4- 0											
2- 0		0- 0		0- 0		AWAY		2- 0		0- 0		0- 0											
4- 0		0- 0		0- 0		NEUTRAL		1- 0		1- 0		2- 0											
2- 18		0- 12		0- 6		CONFERENCE		0- 0		0- 0		2- 0											
1- 9		0- 6		0- 3		HOME		0- 0		0- 0		1- 0											
1- 9		0- 6		0- 3		AWAY		0- 0		0- 0		1- 0											
0- 0		0- 0		0- 0		NEUTRAL		0- 0		0- 0		0- 0											
RPI S	Opponent			Score		RPI S	Opponent			Score		RPI S	Opponent			Score		RPI S	Opponent			Score	
3	A	Penn St.		0 <div>3</div>		32	H	Iowa St.		2 <div>3</div>		58	A	Creighton		3 2		123	N	North Dakota St.		3 2	
3	H	Penn St.		0 <div>3</div>		33	A	Illinois		1 <div>3</div>		61	N	Jacksonville St.		3 0		155	A	Indiana		3 0	
4	A	Minnesota		1 <div>3</div>		33	H	Illinois		1 <div>3</div>		87	A	Col. of Charleston		3 2		155	H	Indiana		3 0	
4	H	Minnesota		0 <div>3</div>		34	A	Michigan St.		0 <div>3</div>		94	H	Tulane	3 0	156	N	Eastern Mich.		3 1			
7	A	Wisconsin		0 <div>3</div>		34	H	Michigan St.		0 <div>3</div>						193	H	Fla. Atlantic		3 2			
7	H	Wisconsin		1 <div>3</div>		46	A	Northwestern		0 <div>3</div>						234	H	Drake		3 0			
15	A	Ohio St.		0 <div>3</div>		46	H	Northwestern		1 <div>3</div>						237	N	Columbia		3 0			
15	H	Ohio St.		1 <div>3</div>												265	H	UMKC		3 0			
16	A	Purdue		0 <div>3</div>												316	H	Chicago St.		3 0			
16	H	Purdue		2 <div>3</div>																			
25	A	Michigan		0 <div>3</div>																			
25	H	Michigan		0 <div>3</div>																			
						LAST 10 DIVISION I GAMES																	
						25	H	Michigan		0 <div>3</div>		15	A	Ohio St.		0 <div>3</div>							
						34	H	Michigan St.		0 <div>3</div>		46	H	Northwestern		1 <div>3</div>							
						4	A	Minnesota		1 <div>3</div>		33	H	Illinois		1 <div>3</div>							
						7	A	Wisconsin		0 <div>3</div>		155	A	Indiana		3 0							
						3	A	Penn St.		0 <div>3</div>		16	A	Purdue		0 <div>3</div>							

Non-Div. I Games

Iowa

Average RPI	Win 165	WON-LOST	WINNING	LAST 10	OPPONENT	OPP.	STRENGTH	TEAM	ADJ	CONF.	ADJ	CONF.
Average RPI	Loss 50	RECORD	PCT. RANK	GAMES	SUCCESS	OF	SCHEDULE	RPI	RPI	RPI	RPI	RPI
DIV. I ONLY		17- 13	127	5- 5	101		60	99	99	4		4
DIV. I NON-CONF		9- 1	17	0- 0	272		254	100	100	4		4
TOTALS	RPI 1-25		RPI 26-50	W-L RECORDS		RPI 51-100			RPI 101-150		RPI 150+	
17- 13	0- 4		1- 6	OVERALL		5- 1			2- 1		9- 1	
10- 4	0- 2		1- 2	HOME		3- 0			1- 0		5- 0	
4- 9	0- 2		0- 4	AWAY		2- 1			1- 1		1- 1	
3- 0	0- 0		0- 0	NEUTRAL		0- 0			0- 0		3- 0	
9- 1	0- 0		0- 1	NON-CONFERENCE		0- 0			1- 0		8- 0	
4- 0	0- 0		0- 0	HOME		0- 0			0- 0		4- 0	
2- 1	0- 0		0- 1	AWAY		0- 0			1- 0		1- 0	
3- 0	0- 0		0- 0	NEUTRAL		0- 0			0- 0		3- 0	
8- 12	0- 4		1- 5	CONFERENCE		5- 1			1- 1		1- 1	
6- 4	0- 2		1- 2	HOME		3- 0			1- 0		1- 0	
2- 8	0- 2		0- 3	AWAY		2- 1			0- 1		0- 1	
0- 0	0- 0		0- 0	NEUTRAL		0- 0			0- 0		0- 0	
RPI S Opponent	Score		RPI S Opponent	Score		RPI S Opponent	Score		RPI S Opponent	Score		
6 A Florida	0 3		28 A UNI	0 3		53 A Mississippi	3 1		110 A Georgia Tech	3 1		
6 H Florida	0 3		39 A Arkansas	0 3		53 H Mississippi	3 0		149 A Auburn	2 3		
11 A LSU	0 3		39 H Arkansas	3 0		57 A Alabama	1 3		149 H Auburn	3 0		
11 H LSU	0 3		44 A Tennessee	1 3		57 H Alabama	3 1		162 A Georgia	2 3		
			44 H Tennessee	1 3		76 A South Carolina	3 2		162 H Georgia	3 1		
			49 A Kentucky	0 3		76 H South Carolina	3 0		180 N Georgia St.	3 0		
			49 H Kentucky	1 3					198 N Southern Miss.	3 0		
									245 H Troy	3 0		
									246 A La.-Lafayette	3 0		
									258 H Grambling	3 0		
									284 H La.-Monroe	3 0		
									297 H Jackson St.	3 0		
									314 N Southeastern La.	3 0		
LAST 10 DIVISION I GAMES												
39 H Arkansas	3 0		76 H South Carolina	3 0								
11 H LSU	0 3		49 A Kentucky	0 3								
6 A Florida	0 3		44 A Tennessee	1 3								
149 A Auburn	2 3		57 H Alabama	3 1								
162 H Georgia	3 1		53 A Mississippi	3 1								

Non-Div. I Games

Mississippi St.

Average RPI Win 137 Average RPI Loss 36				WON-LOST RECORD		WINNING PCT. RANK		LAST 10 GAMES		OPPONENT SUCCESS		OPP. STRENGTH OF SCHEDULE		TEAM RPI		ADJ RPI		CONF. RPI		ADJ CONF. RPI			
DIV. I ONLY				12- 18		207		3- 7		51		24		119		101		3		3			
DIV. I NON-CONF				8- 2		42		0- 0		143		67		56		55		1		1			
TOTALS				RPI 1-25		RPI 26-50		W-L RECORDS		RPI 51-100				RPI 101-150		RPI 150+							
12- 18				0- 8		2- 5		OVERALL		4- 4				1- 1		5- 0							
7- 7				0- 4		0- 2		HOME		3- 1				1- 0		3- 0							
3- 9				0- 4		1- 2		AWAY		1- 2				0- 1		1- 0							
2- 2				0- 0		1- 1		NEUTRAL		0- 1				0- 0		1- 0							
8- 2				0- 0		2- 1		NON-CONFERENCE		1- 1				0- 0		5- 0							
4- 0				0- 0		0- 0		HOME		1- 0				0- 0		3- 0							
2- 0				0- 0		1- 0		AWAY		0- 0				0- 0		1- 0							
2- 2				0- 0		1- 1		NEUTRAL		0- 1				0- 0		1- 0							
4- 16				0- 8		0- 4		CONFERENCE		3- 3				1- 1		0- 0							
3- 7				0- 4		0- 2		HOME		2- 1				1- 0		0- 0							
1- 9				0- 4		0- 2		AWAY		1- 2				0- 1		0- 0							
0- 0				0- 0		0- 0		NEUTRAL		0- 0				0- 0		0- 0							
RPI S Opponent				Score		RPI S Opponent				Score		RPI S Opponent				Score		RPI S Opponent				Score	
1 A Nebraska				0 3		28 A UNI				3 1		52 A Texas A&M				2 3		136 A Kansas				1 3	
1 H Nebraska				0 3		31 N Santa Clara				0 3		52 H Texas A&M				0 3		136 H Kansas				3 0	
9 A Texas				2 3		32 A Iowa St.				1 3		54 H Wichita St.				3 0		183 N Paci fic				3 0	
9 H Texas				1 3		32 H Iowa St.				2 3		57 N Al abama				2 3		214 H Li pscomb				3 0	
14 A Okl ahoma				0 3		45 A Mi ssouri				2 3		79 A Bayl or				1 3		223 A Fresno St.				3 1	
14 H Okl ahoma				2 3		45 H Mi ssouri				1 3		79 H Bayl or				3 0		234 H Drake				3 0	
23 A Col orado				2 3		48 N Notre Dame				3 0		100 A Texas Tech				3 1		239 H Montana St.				3 1	
23 H Col orado				0 3								100 H Texas Tech				3 1							
						LAST 10 DIVISION I GAMES																	
						136 H Kansas				3 0		52 H Texas A&M				0 3							
						100 A Texas Tech				3 1		23 A Col orado				2 3							
						9 H Texas				1 3		1 H Nebraska				0 3							
						14 A Okl ahoma				0 3		32 A Iowa St.				1 3							
						79 H Bayl or				3 0		45 A Mi ssouri				2 3							

Non-Di v. I Games

Kansas St.

Average RPI	W n 213	WON-LOST	WINNING	LAST 10	OPPONENT	OPP.	STRENGTH	TEAM	ADJ	CONF.	ADJ	CONF.
Average RPI	Loss151	RECORD	PCT. RANK	GAMES	SUCCESS	OF	SCHEDULE	RPI	RPI	RPI	RPI	RPI
DIV. I ONLY		22- 7	44	7- 2	210		239	93	102	26	24	
DIV. I NON-CONF		12- 6	88	2- 1	174		218	113	130	24	25	

TOTALS	RPI 1-25		RPI 26-50		W-L RECORDS		RPI 51-100		RPI 101-150		RPI 150+	
22- 7	0- 0		0- 0		OVERALL		1- 2		3- 2		18- 3	
9- 2	0- 0		0- 0		HOME		1- 1		2- 0		6- 1	
10- 2	0- 0		0- 0		AWAY		0- 0		1- 1		9- 1	
3- 3	0- 0		0- 0		NEUTRAL		0- 1		0- 1		3- 1	
12- 6	0- 0		0- 0		NON-CONFERENCE		0- 2		3- 2		9- 2	
4- 2	0- 0		0- 0		HOME		0- 1		2- 0		2- 1	
6- 2	0- 0		0- 0		AWAY		0- 0		1- 1		5- 1	
2- 2	0- 0		0- 0		NEUTRAL		0- 1		0- 1		2- 0	
10- 1	0- 0		0- 0		CONFERENCE		1- 0		0- 0		9- 1	
5- 0	0- 0		0- 0		HOME		1- 0		0- 0		4- 0	
4- 0	0- 0		0- 0		AWAY		0- 0		0- 0		4- 0	
1- 1	0- 0		0- 0		NEUTRAL		0- 0		0- 0		1- 1	
RPI S	Opponent	Score	RPI S	Opponent	Score	RPI S	Opponent	Score	RPI S	Opponent	Score	
						63 N	Xavi er	0 3	109 A	Furman	3 2	
						64 H	Winthrop	0 3	109 H	Furman	3 0	
						78 H	Bel mont	3 2	116 H	Eastern Ky.	3 0	
									137 A	Charl otte	0 3	
									141 N	Clevel and St.	2 3	
									154 H	North Fla.	3 1	
									154 N	North Fla.	3 0	
									164 N	UNC Greensboro	3 0	
									186 H	Jacksonvi lle	3 2	
									186 N	Jacksonvi lle	2 3	
									196 H	Evansvi lle	2 3	
									214 H	Li pscomb	3 0	
									217 A	Gardner-Webb	3 0	
									222 A	Li berty	3 2	
									233 H	Chattanooga	3 2	
									241 A	UNC Asheville	3 1	
									252 A	N. C. A&T	3 1	
									257 A	Mercer	3 0	
									265 N	North Carolina St.	3 1	
									268 A	Stetson	3 1	
									271 A	Radford	2 3	
									276 H	Western Caro.	3 0	
									281 A	Campbel l	3 0	
									288 A	High Point	3 0	
									289 A	Coastal Caro.	3 0	
									308 H	Kennesaw St.	3 0	

LAST 10 DIVISION I GAMES												
						186 N	Jacksonvi lle	2 3	268 A	Stetson	3 1	
						271 A	Radford	2 3	214 H	Li pscomb	3 0	
						222 A	Li berty	3 2	78 H	Bel mont	3 2	
						276 H	Western Caro.	3 0	308 H	Kennesaw St.	3 0	
						257 A	Mercer	3 0	252 A	N. C. A&T	3 1	

Non-Di v. I Games Tuscul um

3 0

Lees-McRae

3 0

Milligan

3 0

East Tenn. St.

Average RPI Win 225 Loss 79				WON-LOST RECORD		WINNING PCT. RANK		LAST 10 GAMES		OPPONENT OPP. STRENGTH SUCCESS OF SCHEDULE		TEAM RPI	ADJ RPI	CONF. RPI	ADJ CONF. RPI						
DIV. I ONLY				25- 10		56		9- 1		215		206		102	103	30	30				
DIV. I NON-CONF				13- 10		129		3- 1		87		94		102	104	30	30				
TOTALS		RPI 1-25		RPI 26-50		W-L RECORDS		RPI 51-100		RPI 101-150		RPI 150+									
25- 10		0- 4		0- 0		OVERALL		1- 2		3- 2		21- 2									
17- 3		0- 1		0- 0		HOME		1- 1		3- 1		13- 0									
6- 3		0- 1		0- 0		AWAY		0- 0		0- 1		6- 1									
2- 4		0- 2		0- 0		NEUTRAL		0- 1		0- 0		2- 1									
13- 10		0- 4		0- 0		NON-CONFERENCE		1- 2		3- 2		9- 2									
9- 3		0- 1		0- 0		HOME		1- 1		3- 1		5- 0									
2- 3		0- 1		0- 0		AWAY		0- 0		0- 1		2- 1									
2- 4		0- 2		0- 0		NEUTRAL		0- 1		0- 0		2- 1									
12- 0		0- 0		0- 0		CONFERENCE		0- 0		0- 0		12- 0									
8- 0		0- 0		0- 0		HOME		0- 0		0- 0		8- 0									
4- 0		0- 0		0- 0		AWAY		0- 0		0- 0		4- 0									
0- 0		0- 0		0- 0		NEUTRAL		0- 0		0- 0		0- 0									
RPI S	Opponent			Score		RPI S	Opponent			Score		RPI S	Opponent			Score					
2 H	UCLA			0 3							62 N	Florida Int'l			2 3						
9 N	Texas			0 3							66 H	San Francisco			2 3						
17 N	Cal Poly			0 3							93 H	Cornell			3 0						
20 A	Pepperdine			0 3							108 A	Pittsburgh			1 3						
											119 H	South Dakota St.			3 0						
											120 H	Albany (N.Y.)			3 2						
											124 H	VCU			3 1						
											134 H	Seton Hall			2 3						
											158 A	Maryland			1 3						
											159 H	Army			3 0						
											190 A	Central Conn. St.			3 0						
											190 H	Central Conn. St.			3 0						
											192 A	Harvard			3 0						
											200 H	Syracuse			3 0						
											202 A	Robert Morris			3 0						
											202 H	Robert Morris			3 0						
											208 N	Binghamton			3 0						
											215 N	Stony Brook			2 3						
											227 H	St. Francis (Pa.)			3 0						
											244 H	Rhode Island			3 1						
											249 N	Rutgers			3 0						
											259 A	Manhattan			3 0						
											260 H	Fairleigh Dickinson			3 0						
											261 H	Maine			3 1						
											282 H	NJIT			3 0						
											296 H	Wagner			3 0						
											303 A	St. Francis (N.Y.)			3 0						
											303 H	St. Francis (N.Y.)			3 0						
											313 H	Sacred Heart			3 0						
											313 H	Sacred Heart			3 0						
											319 A	Quinnipiac			3 0						
LAST 10 DIVISION I GAMES						313H Sacred Heart						3 0									
202 H Robert Morris						3 0		260H Fairleigh Dickinson						3 0							
190 H Central Conn. St.						3 0		202A Robert Morris						3 0							
200 H Syracuse						3 0		108A Pittsburgh						1 3							
227 H St. Francis (Pa.)						3 0		261H Maine						3 1							
120 H Albany (N.Y.)						3 2															

Non-Div. I Games

Long Island and

Average RPI	Win 180	WON-LOST	WINNING	LAST 10	OPPONENT	OPP.	STRENGTH	TEAM	ADJ	CONF.	ADJ	CONF.
Average RPI	Loss 77	RECORD	PCT. RANK	GAMES	SUCCESS	OF	SCHEDULE	RPI	RPI	RPI	RPI	RPI
DIV. I ONLY		19- 12	101	4- 6	109		104	95	104	8	8	
DIV. I NON-CONF		6- 3	88	0- 0	70		161	74	75	8	7	
TOTALS	RPI 1-25		RPI 26-50	W-L RECORDS		RPI 51-100			RPI 101-150		RPI 150+	
19- 12	0- 3		0- 2	OVERALL		2- 3			6- 2		11- 2	
9- 6	0- 1		0- 1	HOME		0- 2			3- 1		6- 1	
9- 4	0- 0		0- 1	AWAY		2- 1			3- 1		4- 1	
1- 2	0- 2		0- 0	NEUTRAL		0- 0			0- 0		1- 0	
6- 3	0- 3		0- 0	NON-CONFERENCE		1- 0			0- 0		5- 0	
3- 1	0- 1		0- 0	HOME		0- 0			0- 0		3- 0	
2- 0	0- 0		0- 0	AWAY		1- 0			0- 0		1- 0	
1- 2	0- 2		0- 0	NEUTRAL		0- 0			0- 0		1- 0	
13- 9	0- 0		0- 2	CONFERENCE		1- 3			6- 2		6- 2	
6- 5	0- 0		0- 1	HOME		0- 2			3- 1		3- 1	
7- 4	0- 0		0- 1	AWAY		1- 1			3- 1		3- 1	
0- 0	0- 0		0- 0	NEUTRAL		0- 0			0- 0		0- 0	
RPI S Opponent	Score	RPI S Opponent	Score	RPI S Opponent	Score	RPI S Opponent	Score	RPI S Opponent	Score			
6 H Florida	1 3	27 A Duke	0 3	69 A Virginia	3 0	110 A Georgia Tech	3 2					
8 N Southern California	0 3	27 H Duke	0 3	69 H Virginia	2 3	110 H Georgia Tech	1 3					
24 N St. John's (N.Y.)	1 3			76 A South Carolina	3 2	127 A Virginia Tech	3 1					
				86 A Clemson	0 3	127 H Virginia Tech	3 0					
				86 H Clemson	0 3	138 A North Carolina	0 3					
						138 H North Carolina	3 0					
						142 A Wake Forest	3 0					
						142 H Wake Forest	3 0					
						158 A Maryland	2 3					
						158 H Maryland	3 0					
						169 A Boston College	3 0					
						169 H Boston College	3 1					
						182 A Miami (Fla.)	3 2					
						182 H Miami (Fla.)	2 3					
						238 H Eastern Ill.	3 0					
						242 N Mississippi Val.	3 0					
						257 A Mercer	3 0					
						265 A North Carolina St.	3 1					
						265 H North Carolina St.	3 0					
						268 H Stetson	3 0					
						283 H South Ala.	3 0					
LAST 10 DIVISION I GAMES												
27 A Duke	0 3	69 H Virginia	2 3									
142 A Wake Forest	3 0	110 H Georgia Tech	1 3									
265 A North Carolina St.	3 1	86 H Clemson	0 3									
138 A North Carolina	0 3	158 A Maryland	2 3									
127 H Virginia Tech	3 0	169 A Boston College	3 0									

Non-Div. I Games

Florida St.

Average RPI	W n 188	WON-LOST	WINNING	LAST 10	OPPONENT	OPP.	STRENGTH	TEAM	ADJ	CONF.	ADJ	CONF.			
Average RPI	Loss 90	RECORD	PCT. RANK	GAMES	SUCCESS	OF	SCHEDULE	RPI	RPI	RPI	RPI	CONF. RPI			
DIV. I ONLY		16- 11	113	6- 4	128		154	114	105	31	31				
DIV. I NON-CONF		12- 10	137	4- 3	94		119	108	107	31	32				

TOTALS		RPI 1-25		RPI 26-50	W-L RECORDS			RPI 51-100		RPI 101-150		RPI 150+			
16- 11		0- 1		0- 2	OVERALL			1- 4		5- 3		10- 1			
6- 2		0- 0		0- 1	HOME			1- 1		2- 0		3- 0			
4- 6		0- 1		0- 1	AWAY			0- 0		0- 3		4- 1			
6- 3		0- 0		0- 0	NEUTRAL			0- 3		3- 0		3- 0			
12- 10		0- 1		0- 2	NON-CONFERENCE			0- 3		5- 3		7- 1			
4- 2		0- 0		0- 1	HOME			0- 1		2- 0		2- 0			
3- 6		0- 1		0- 1	AWAY			0- 0		0- 3		3- 1			
5- 2		0- 0		0- 0	NEUTRAL			0- 2		3- 0		2- 0			
4- 1		0- 0		0- 0	CONFERENCE			1- 1		0- 0		3- 0			
2- 0		0- 0		0- 0	HOME			1- 0		0- 0		1- 0			
1- 0		0- 0		0- 0	AWAY			0- 0		0- 0		1- 0			
1- 1		0- 0		0- 0	NEUTRAL			0- 1		0- 0		1- 0			
RPI S	Opponent	Score		RPI S	Opponent	Score		RPI S	Opponent	Score		RPI S	Opponent	Score	
18 A	Utah	0	3	36 A	Ari zona St.	0	3	67 N	Loyol a Marymount	1	3	109 N	Furman	3	2
				40 H	Bri gham Young	0	3	82 H	Oral Roberts	1	3	111 N	Northeastern	3	2
								90 H	I PFW	3	1	113 A	San Jose St.	0	3
								90 N	I PFW	1	3	119 A	South Dakota St.	0	3
								96 N	Cal St.	0	3	119 H	South Dakota St.	3	0
									Northri dge			119 N	South Dakota St.	3	0
												123 A	North Dakota St.	1	3
												123 H	North Dakota St.	3	1
												167 A	UTSA	3	2
												192 N	Harvard	3	0
												206 A	Weber St.	0	3
												206 H	Weber St.	3	0
												219 A	Idaho St.	3	2
												220 A	UCF	3	1
												239 H	Montana St.	3	0
												253 A	Tex. -Pan Ameri can	3	0
												253 H	Tex. -Pan Ameri can	3	0
												278 N	Samford	3	0
												304 N	Provi dence	3	0
LAST 10 DIVISION I GAMES				LAST 10 DIVISION I GAMES				LAST 10 DIVISION I GAMES				LAST 10 DIVISION I GAMES			
90 N	I PFW	1	3	123 H	North Dakota St.	3	1	119 H	South Dakota St.	3	0	123 A	North Dakota St.	1	3
119 N	South Dakota St.	3	0	119 H	South Dakota St.	3	0	119 A	South Dakota St.	0	3	18 A	Utah	0	3
304 N	Provi dence	3	0												
253 H	Tex. -Pan Ameri can	3	0												
239 H	Montana St.	3	0												

Non-Div. I Games Dixie St. 3 0

Utah Valley St.

Average RPI Win 223 Loss 96			WON-LOST RECORD		WINNING PCT. RANK		LAST 10 GAMES		OPPONENT OPP. STRENGTH SUCCESS OF SCHEDULE		TEAM RPI	ADJ RPI	CONF. RPI	ADJ CONF. RPI	
DIV. I ONLY			25- 10		56		6- 4		218		209	103	106	23	23
DIV. I NON-CONF			11- 5		84		0- 0		233		163	129	127	23	23
TOTALS			RPI 1-25		RPI 26-50		W-L RECORDS		RPI 51-100		RPI 101-150		RPI 150+		
25- 10			0- 0		0- 3		OVERALL		0- 4		2- 1		23- 2		
11- 3			0- 0		0- 1		HOME		0- 2		1- 0		10- 0		
5- 6			0- 0		0- 1		AWAY		0- 2		0- 1		5- 2		
9- 1			0- 0		0- 1		NEUTRAL		0- 0		1- 0		8- 0		
11- 5			0- 0		0- 0		NON-CONFERENCE		0- 4		2- 1		9- 0		
3- 2			0- 0		0- 0		HOME		0- 2		1- 0		2- 0		
1- 3			0- 0		0- 0		AWAY		0- 2		0- 1		1- 0		
7- 0			0- 0		0- 0		NEUTRAL		0- 0		1- 0		6- 0		
14- 5			0- 0		0- 3		CONFERENCE		0- 0		0- 0		14- 2		
8- 1			0- 0		0- 1		HOME		0- 0		0- 0		8- 0		
4- 3			0- 0		0- 1		AWAY		0- 0		0- 0		4- 2		
2- 1			0- 0		0- 1		NEUTRAL		0- 0		0- 0		2- 0		
RPI S	Opponent		Score		RPI S	Opponent		Score		RPI S	Opponent		Score		
43 A	Stephen F. Austin		0 3		73 H	Tul sa		2 3		126 H	TCU		3 2		
43 H	Stephen F. Austin		0 3		82 A	Oral Roberts		0 3		134 N	Seton Hall I		3 0		
43 N	Stephen F. Austin		0 3		91 A	Del aware		1 3		146 A	SMU		1 3		
					95 H	Washi ngton St.		0 3		167 A	UTSA		1 3		
										167 H	UTSA		3 0		
										172 N	Toledo		3 1		
										178 A	Texas St.		1 3		
										178 H	Texas St.		3 1		
										189 N	Utah St.		3 2		
										194 H	McNeese St.		3 2		
										194 N	McNeese St.		3 0		
										203 N	Ark. -Little Rock		3 0		
										207 H	Duquesne		3 2		
										226 A	Sam Houston St.		3 2		
										226 H	Sam Houston St.		3 0		
										231 A	A&M-Corpus Christi		3 1		
										231 H	A&M-Corpus Christi		3 1		
										231 N	A&M-Corpus Christi		3 1		
										235 A	Central Ark.		3 0		
										246 H	La. -Lafayette		3 1		
										247 A	Northwestern St.		3 0		
										250 H	Lamar		3 1		
										258 N	Grambling		3 0		
										262 N	Mari st		3 0		
										274 A	Loui siana Tech		3 2		
										279 H	Ni cholls St.		3 2		
										303 N	St. Francis (N.Y.)		3 0		
										314 H	Southeastern La.		3 0		
										178A	Texas St.		1 3		
LAST 10 DIVISION I GAMES															
43 N	Stephen F. Austin		0 3		226H	Sam Houston St.		3 0		43 H	Stephen F. Austin		0 3		
194 N	McNeese St.		3 0		279H	Ni cholls St.		3 2		314H	Southeastern La.		3 0		
231 N	A&M-Corpus Christi		3 1		314H	Southeastern La.		3 0		178A	Texas St.		1 3		
167 A	UTSA		1 3												
231 A	A&M-Corpus Christi		3 1												

Non-Div. I Games

Texas-Arlington

Average RPI	W n 182	WON-LOST	WINNING	LAST 10	OPPONENT	OPP.	STRENGTH	TEAM	ADJ	CONF.	ADJ CONF.
Average RPI	Loss108	RECORD	PCT. RANK	GAMES	SUCCESS	OF	SCHEDULE	RPI	RPI	RPI	RPI
DIV. I ONLY		19- 9	74	7- 3	195		120	100	107	13	11
DIV. I NON-CONF		6- 3	88	0- 0	250		177	144	143	14	14
TOTALS	RPI 1-25		RPI 26-50	W-L RECORDS		RPI 51-100			RPI 101-150	RPI 150+	
19- 9	0- 0		0- 3	OVERALL		2- 2			4- 2	13- 2	
13- 2	0- 0		0- 1	HOME		2- 0			2- 0	9- 1	
5- 5	0- 0		0- 2	AWAY		0- 2			2- 0	3- 1	
1- 2	0- 0		0- 0	NEUTRAL		0- 0			0- 2	1- 0	
6- 3	0- 0		0- 1	NON-CONFERENCE		0- 0			0- 1	6- 1	
5- 1	0- 0		0- 0	HOME		0- 0			0- 0	5- 1	
0- 1	0- 0		0- 1	AWAY		0- 0			0- 0	0- 0	
1- 1	0- 0		0- 0	NEUTRAL		0- 0			0- 1	1- 0	
13- 6	0- 0		0- 2	CONFERENCE		2- 2			4- 1	7- 1	
8- 1	0- 0		0- 1	HOME		2- 0			2- 0	4- 0	
5- 4	0- 0		0- 1	AWAY		0- 2			2- 0	3- 1	
0- 1	0- 0		0- 0	NEUTRAL		0- 0			0- 1	0- 0	
RPI S	Opponent	Score	RPI S	Opponent	Score	RPI S	Opponent	Score	RPI S	Opponent	Score
			30 A	Colorado St.	0 3	77 A	Towson	2 3	111 A	Northeastern	3 1
			35 A	Hofstra	1 3	77 H	Towson	3 2	111 H	Northeastern	3 1
			35 H	Hofstra	0 3	91 A	Del aware	2 3	124 A	VCU	3 2
						91 H	Del aware	3 0	124 H	VCU	3 2
									124 N	VCU	2 3
									142 N	Wake Forest	0 3
									166 H	Canisius	3 0
									180 A	Georgia St.	3 0
									180 H	Georgia St.	3 0
									191 A	William & Mary	0 3
									191 H	William & Mary	3 1
									193 N	Fla. Atlantic	3 0
									207 H	Duquesne	3 0
									218 A	George Mason	3 0
									218 H	George Mason	3 0
									222 H	Liberty	3 1
									241 H	UNC Asheville	3 0
									249 H	Rutgers	2 3
									263 A	UNC Wilmington	3 1
									263 H	UNC Wilmington	3 0
									271 H	Radford	3 1
LAST 10 DIVISION I GAMES											
			124 N	VCU	2 3	124 A	VCU	3 2			
			218 H	George Mason	3 0	180 A	Georgia St.	3 0			
			35 H	Hofstra	0 3	263 A	UNC Wilmington	3 1			
			111 H	Northeastern	3 1	77 H	Towson	3 2			
			191 A	William & Mary	0 3	91 H	Del aware	3 0			

Non-Div. I Games

James Madison

Average RPI	Win 179	WON-LOST	WINNING	LAST 10	OPPONENT	OPP.	STRENGTH	TEAM	ADJ	CONF.	ADJ	CONF.
Average RPI	Loss 87	RECORD	PCT. RANK	GAMES	SUCCESS	OF	SCHEDULE	RPI	RPI	RPI	RPI	RPI
DIV. I ONLY		22- 9	58	7- 3	246		85	107	108	12	13	
DIV. I NON-CONF		12- 4	60	1- 0	258		91	112	109	11	11	
TOTALS	RPI 1-25		RPI 26-50	W-L RECORDS		RPI 51-100			RPI 101-150		RPI 150+	
22- 9	0- 2		1- 2	OVERALL		4- 2			3- 1		14- 2	
7- 4	0- 2		0- 1	HOME		2- 0			1- 1		4- 0	
9- 3	0- 0		1- 1	AWAY		2- 0			1- 0		5- 2	
6- 2	0- 0		0- 0	NEUTRAL		0- 2			1- 0		5- 0	
12- 4	0- 0		0- 2	NON-CONFERENCE		1- 1			2- 1		9- 0	
3- 2	0- 0		0- 1	HOME		0- 0			1- 1		2- 0	
3- 1	0- 0		0- 1	AWAY		1- 0			0- 0		2- 0	
6- 1	0- 0		0- 0	NEUTRAL		0- 1			1- 0		5- 0	
10- 5	0- 2		1- 0	CONFERENCE		3- 1			1- 0		5- 2	
4- 2	0- 2		0- 0	HOME		2- 0			0- 0		2- 0	
6- 2	0- 0		1- 0	AWAY		1- 0			1- 0		3- 2	
0- 1	0- 0		0- 0	NEUTRAL		0- 1			0- 0		0- 0	
RPI S Opponent	Score	RPI S Opponent	Score	RPI S Opponent	Score	RPI S Opponent	Score	RPI S Opponent	Score			
21 H Louisville	1 3	44 H Tennessee	1 3	53 A Mississippi	3 1	103 H Long Island	3 1					
24 H St. John's (N.Y.)	1 3	46 A Northwestern	1 3	59 H Cincinnati	3 2	111 N Northeastern	3 0					
		48 A Notre Dame	3 1	80 N Arizona	0 3	115 H Marshall	0 3					
				85 A Marquette	3 2	134 A Seton Hall	3 0					
				85 N Marquette	1 3	152 N Southeast Mo. St.	3 0					
				97 H Connecticut	3 1	165 A Villanova	2 3					
						173 H South Fla.	3 0					
						200 A Syracuse	2 3					
						202 A Robert Morris	3 0					
						203 N Ark.-Little Rock	3 1					
						204 H Georgetown	3 0					
						207 H Duquesne	3 0					
						238 N Eastern Ill.	3 2					
						244 A Rhode Island	3 0					
						249 A Rutgers	3 0					
						255 N Akron	3 1					
						275 A DePaul	3 0					
						276 N Western Caro.	3 0					
						285 A West Virginia	3 0					
						291 H Lehigh	3 0					
LAST 10 DIVISION I GAMES												
		85 N Marquette	1 3	134 A Seton Hall	3 0							
		275 A DePaul	3 0	103 H Long Island	3 1							
		48 A Notre Dame	3 1	200 A Syracuse	2 3							
		21 H Louisville	1 3	85 A Marquette	3 2							
		59 H Cincinnati	3 2	285 A West Virginia	3 0							

Non-Div. I Games

Pittsburgh

Average RPI	Win 159	WON-LOST	WINNING	LAST 10	OPPONENT	OPP.	STRENGTH	TEAM	ADJ	CONF.	ADJ	CONF.
Average RPI	Loss107	RECORD	PCT. RANK	GAMES	SUCCESS	OF	SCHEDULE	RPI	RPI	RPI	RPI	RPI
DIV. I ONLY		20- 12	94	8- 2	183		77	110	110	8	8	
DIV. I NON-CONF		8- 2	42	0- 0	213		68	83	79	8	7	
TOTALS	RPI 1-25		RPI 26-50	W-L RECORDS		RPI 51-100			RPI 101-150		RPI 150+	
20- 12	0- 0		2- 2	OVERALL		1- 4			5- 3		12- 3	
13- 5	0- 0		2- 0	HOME		1- 2			2- 2		8- 1	
5- 7	0- 0		0- 2	AWAY		0- 2			3- 1		2- 2	
2- 0	0- 0		0- 0	NEUTRAL		0- 0			0- 0		2- 0	
8- 2	0- 0		1- 1	NON-CONFERENCE		0- 1			0- 0		7- 0	
6- 1	0- 0		1- 0	HOME		0- 1			0- 0		5- 0	
0- 1	0- 0		0- 1	AWAY		0- 0			0- 0		0- 0	
2- 0	0- 0		0- 0	NEUTRAL		0- 0			0- 0		2- 0	
12- 10	0- 0		1- 1	CONFERENCE		1- 3			5- 3		5- 3	
7- 4	0- 0		1- 0	HOME		1- 1			2- 2		3- 1	
5- 6	0- 0		0- 1	AWAY		0- 2			3- 1		2- 2	
0- 0	0- 0		0- 0	NEUTRAL		0- 0			0- 0		0- 0	
RPI S	Opponent	Score	RPI S	Opponent	Score	RPI S	Opponent	Score	RPI S	Opponent	Score	
			27 A Duke	1	3	69 A Virginia	2	3	104 A Florida St.	3	1	
			27 H Duke	3	2	69 H Virginia	0	3	104 H Florida St.	2	3	
			28 H UNI	3	2	86 A Clemson	0	3	127 A Virginia Tech	3	0	
			49 A Kentucky	1	3	86 H Clemson	3	2	127 H Virginia Tech	1	3	
						99 H Mississippi St.	1	3	138 A North Carolina	3	2	
									138 H North Carolina	3	0	
									142 A Wake Forest	0	3	
									142 H Wake Forest	3	1	
									158 A Maryland	2	3	
									158 H Maryland	3	2	
									162 H Georgia	3	2	
									165 N Villanova	3	1	
									169 A Boston College	1	3	
									169 H Boston College	3	1	
									172 N Toledo	3	1	
									173 H South Fla.	3	0	
									180 H Georgia St.	3	0	
									182 A Miami (Fla.)	3	2	
									182 H Miami (Fla.)	1	3	
									226 H Sam Houston St.	3	0	
									265 A North Carolina St.	3	0	
									265 H North Carolina St.	3	0	
									268 H Stetson	3	0	
			LAST 10 DIVISION I GAMES									
			69 H Virginia	0	3	138 A North Carolina	3	2				
			127 H Virginia Tech	1	3	265 A North Carolina St.	3	0				
			158 H Maryland	3	2	104 A Florida St.	3	1				
			169 H Boston College	3	1	182 A Miami (Fla.)	3	2				
			86 H Clemson	3	2	142 H Wake Forest	3	1				

Non-Div. I Games

Georgia Tech

Average RPI	Win 191	WON-LOST	WINNING	LAST 10	OPPONENT	OPP.	STRENGTH	TEAM	ADJ	CONF.	ADJ	CONF.
Average RPI	Loss81	RECORD	PCT. RANK	GAMES	SUCCESS	OF	SCHEDULE	RPI	RPI	RPI	RPI	RPI
DIV. I ONLY		15- 12	133	6- 4	137		110	128	111	13	11	
DIV. I NON-CONF		3- 5	211	0- 0	203		109	221	199	14	14	
TOTALS	RPI 1-25		RPI 26-50	W-L RECORDS		RPI 51-100			RPI 101-150		RPI 150+	
15- 12	0- 0		0- 3	OVERALL		2- 5			2- 4		11- 0	
7- 4	0- 0		0- 1	HOME		1- 2			1- 1		5- 0	
7- 4	0- 0		0- 2	AWAY		1- 1			1- 1		5- 0	
1- 4	0- 0		0- 0	NEUTRAL		0- 2			0- 2		1- 0	
3- 5	0- 0		0- 1	NON-CONFERENCE		0- 2			0- 2		3- 0	
1- 1	0- 0		0- 0	HOME		0- 1			0- 0		1- 0	
1- 1	0- 0		0- 1	AWAY		0- 0			0- 0		1- 0	
1- 3	0- 0		0- 0	NEUTRAL		0- 1			0- 2		1- 0	
12- 7	0- 0		0- 2	CONFERENCE		2- 3			2- 2		8- 0	
6- 3	0- 0		0- 1	HOME		1- 1			1- 1		4- 0	
6- 3	0- 0		0- 1	AWAY		1- 1			1- 1		4- 0	
0- 1	0- 0		0- 0	NEUTRAL		0- 1			0- 0		0- 0	
RPI S Opponent	Score		RPI S Opponent	Score		RPI S Opponent	Score		RPI S Opponent	Score		
			35 A Hofstra	1 3		67 N Loyola Marymount	0 3		105 N Utah Valley St.	2 3		
			35 H Hofstra	1 3		77 A Towson	3 0		107 A James Madison	1 3		
			36 A Arizona St.	0 3		77 H Towson	3 1		107 H James Madison	1 3		
						91 A Delaware	2 3		108 N Pittsburgh	0 3		
						91 H Delaware	1 3		124 A VCU	3 2		
						91 N Delaware	0 3		124 H VCU	3 1		
						97 H Connecticut	0 3		180 A Georgia St.	3 0		
									180 H Georgia St.	3 0		
									191 A William & Mary	3 2		
									191 H William & Mary	3 0		
									218 A George Mason	3 2		
									218 H George Mason	3 0		
									244 A Rhode Island	3 1		
									255 N Akron	3 0		
									261 H Maine	3 0		
									263 A UNC Wilmington	3 1		
									263 H UNC Wilmington	3 2		
LAST 10 DIVISION I GAMES												
			91 N Delaware	0 3		91 A Delaware	2 3					
			263 H UNC Wilmington	3 2		77 A Towson	3 0					
			180 H Georgia St.	3 0		124 H VCU	3 1					
			218 A George Mason	3 2		191 H William & Mary	3 0					
			107 A James Madison	1 3		35 A Hofstra	1 3					

Non-Div. I Games

Northeastern

Average RPI	W n 215	WON-LOST	WINNING	LAST 10	OPPONENT	OPP.	STRENGTH	TEAM	ADJ	CONF.	ADJ	CONF.			
Average RPI	Loss88	RECORD	PCT. RANK	GAMES	SUCCESS	OF	SCHEDULE	RPI	RPI	RPI	RPI	RPI			
DIV. I ONLY		21- 14	110	6- 4	114		211	115	112	18		19			
DIV. I NON-CONF		9- 7	130	0- 0	74		217	105	111	19		18			
<hr/>															
TOTALS		RPI 1-25		RPI 26-50	W-L RECORDS			RPI 51-100		RPI 101-150		RPI 150+			
21- 14		0- 1		0- 3	OVERALL			0- 5		5- 4		16- 1			
9- 3		0- 0		0- 1	HOME			0- 2		3- 0		6- 0			
6- 6		0- 0		0- 2	AWAY			0- 0		1- 3		5- 1			
6- 5		0- 1		0- 0	NEUTRAL			0- 3		1- 1		5- 0			
9- 7		0- 1		0- 2	NON-CONFERENCE			0- 2		2- 1		7- 1			
2- 0		0- 0		0- 0	HOME			0- 0		0- 0		2- 0			
1- 3		0- 0		0- 2	AWAY			0- 0		1- 0		0- 1			
6- 4		0- 1		0- 0	NEUTRAL			0- 2		1- 1		5- 0			
12- 7		0- 0		0- 1	CONFERENCE			0- 3		3- 3		9- 0			
7- 3		0- 0		0- 1	HOME			0- 2		3- 0		4- 0			
5- 3		0- 0		0- 0	AWAY			0- 0		0- 3		5- 0			
0- 1		0- 0		0- 0	NEUTRAL			0- 1		0- 0		0- 0			
RPI S	Opponent	Score		RPI S	Opponent	Score		RPI S	Opponent	Score		RPI S	Opponent	Score	
18 N	Utah	0	3	37 A	Missouri St.	0	3	62 H	Florida Int'l	1	3	114 A	North Texas	2	3
				43 A	Stephen F. Austin	0	3	62 N	Florida Int'l	0	3	114 H	North Texas	3	0
				47 H	Middle Tenn.	0	3	71 H	Western Ky.	1	3	116 A	Eastern Ky.	3	2
								78 N	Belmont	1	3	128 A	New Orleans	1	3
								79 N	Baylor	1	3	128 H	New Orleans	3	0
												129 N	Tennessee St.	2	3
												131 N	Houston	3	2
												133 A	Denver	2	3
												133 H	Denver	3	2
												173 N	South Fla.	3	1
												193 H	Fla. Atlantic	3	1
												203 A	Ark. -Little Rock	3	1
												203 H	Ark. -Little Rock	3	2
												235 A	Central Ark.	2	3
												235 H	Central Ark.	3	0
												240 N	IUPUI	3	0
												242 N	Mississippi Val.	3	0
												245 A	Troy	3	0
												246 A	La. -Lafayette	3	0
												246 H	La. -Lafayette	3	0
												247 N	Northwestern St.	3	0
												265 N	UMKC	3	1
												283 A	South Ala.	3	0
												284 A	La. -Monroe	3	1
												284 H	La. -Monroe	3	0
												311 H	Alabama St.	3	0
<hr/>															
				LAST 10 DIVISION I GAMES											
				62 N Florida Int'l				0	3	133A Denver				2	3
				128 H New Orleans				3	0	114A North Texas				2	3
				284 H La. -Monroe				3	0	203A Ark. -Little Rock				3	1
				246 H La. -Lafayette				3	0	193H Fla. Atlantic				3	1
				203 H Ark. -Little Rock				3	2	62 H Florida Int'l				1	3

Non-Div. I Games

Arkansas St.

Average RPI	W n 196	WON-LOST	WINNING	LAST 10	OPPONENT	OPP.	STRENGTH	TEAM	ADJ	CONF.	ADJ	CONF.
Average RPI	Loss69	RECORD	PCT. RANK	GAMES	SUCCESS	OF	SCHEDULE	RPI	RPI	RPI	RPI	RPI
DIV. I ONLY		19- 12	101	6- 4	139		105	104	113	11	10	
DIV. I NON-CONF		9- 4	79	0- 0	133		138	89	90	9	9	

TOTALS	RPI 1-25		RPI 26-50		W-L RECORDS		RPI 51-100		RPI 101-150		RPI 150+	
19- 12	0- 3		0- 3		OVERALL		0- 3		3- 1		16- 2	
9- 4	0- 1		0- 2		HOME		0- 1		2- 0		7- 0	
6- 6	0- 1		0- 1		AWAY		0- 1		1- 1		5- 2	
4- 2	0- 1		0- 0		NEUTRAL		0- 1		0- 0		4- 0	
9- 4	0- 0		0- 1		NON-CONFERENCE		0- 3		1- 0		8- 0	
3- 2	0- 0		0- 1		HOME		0- 1		1- 0		2- 0	
2- 1	0- 0		0- 0		AWAY		0- 1		0- 0		2- 0	
4- 1	0- 0		0- 0		NEUTRAL		0- 1		0- 0		4- 0	
10- 8	0- 3		0- 2		CONFERENCE		0- 0		2- 1		8- 2	
6- 2	0- 1		0- 1		HOME		0- 0		1- 0		5- 0	
4- 5	0- 1		0- 1		AWAY		0- 0		1- 1		3- 2	
0- 1	0- 1		0- 0		NEUTRAL		0- 0		0- 0		0- 0	
RPI S Opponent	Score		RPI S Opponent	Score		RPI S Opponent	Score		RPI S Opponent	Score		
12 A Hawai i	1 3		29 A New Mexico St.	0 3		51 N UC Santa Barb.	2 3		105 H Utah Valley St.	3 0		
12 H Hawai i	0 3		29 H New Mexico St.	0 3		66 A San Franci sco	2 3		148 A Nevada	1 3		
12 N Hawai i	0 3		31 H Santa Clara	2 3		96 H Cal St.	2 3		148 A Nevada	3 1		
						Northridge			148 H Nevada	3 0		
									151 A Idaho	1 3		
									151 H Idaho	3 0		
									163 N Fordham	3 0		
									167 N UTSA	3 1		
									181 A Boise St.	3 0		
									181 H Boise St.	3 0		
									189 A Utah St.	1 3		
									189 H Utah St.	3 2		
									192 H Harvard	3 0		
									199 N Brown	3 0		
									210 A New Hampshire	3 0		
									223 A Fresno St.	3 2		
									223 H Fresno St.	3 0		
									225 A Northern Ari z.	3 1		
									228 H UC Davi s	3 0		
									235 N Central Ark.	3 0		
									274 A Loui si ana Tech	3 0		
									274 H Loui si ana Tech	3 0		

LAST 10 DIVISION I GAMES												
12 N Hawai i	0 3		181 H Boi se St.	3 0								
148 A Nevada	3 1		223 H Fresno St.	3 0								
29 A New Mexi co St.	0 3		12 A Hawai i	1 3								
274 A Loui si ana Tech	3 0		223 A Fresno St.	3 2								
151 H Idaho	3 0		29 H New Mexi co St.	0 3								

Non-Di v. I Games

San Jose St.

Average RPI	Win 183	WON-LOST	WINNING	LAST 10	OPPONENT	OPP.	STRENGTH	TEAM	ADJ.	CONF.	ADJ. CONF.
Average RPI	Loss 97	RECORD	PCT. RANK	GAMES	SUCCESS	OF	SCHEDULE	RPI	RPI	RPI	RPI
DIV. I ONLY		20- 12	94	6- 4	145		119	105	115	9	9
DIV. I NON-CONF		8- 7	147	0- 1	219		129	173	173	12	13
<hr/>											
TOTALS		RPI 1-25	RPI 26-50		W-L RECORDS		RPI 51-100		RPI 101-150		RPI 150+
20- 12		0- 1	0- 2		OVERALL		3- 5		6- 1		11- 3
8- 1		0- 0	0- 0		HOME		2- 1		3- 0		3- 0
6- 7		0- 1	0- 0		AWAY		1- 4		3- 0		2- 2
6- 4		0- 0	0- 2		NEUTRAL		0- 0		0- 1		6- 1
8- 7		0- 1	0- 2		NON-CONFERENCE		0- 2		2- 0		6- 2
1- 0		0- 0	0- 0		HOME		0- 0		1- 0		0- 0
1- 4		0- 1	0- 0		AWAY		0- 2		1- 0		0- 1
6- 3		0- 0	0- 2		NEUTRAL		0- 0		0- 0		6- 1
12- 5		0- 0	0- 0		CONFERENCE		3- 3		4- 1		5- 1
7- 1		0- 0	0- 0		HOME		2- 1		2- 0		3- 0
5- 3		0- 0	0- 0		AWAY		1- 2		2- 0		2- 1
0- 1		0- 0	0- 0		NEUTRAL		0- 0		0- 1		0- 0
RPI S	Opponent	Score		RPI S	Opponent	Score		RPI S	Opponent	Score	
21 A	Louisville	0	3	44 N	Tennessee	0	3	63 A	Xavier	1	3
				47 N	Middle Tenn.	1	3	73 A	Tulsa	1	3
								83 A	Memphis	3	2
								83 H	Memphis	3	1
								88 A	Appalachian St.	0	3
								89 A	UAB	2	3
								89 H	UAB	3	2
								94 H	Tulane	2	3

Non-Div. I Games

Marshall

Average RPI	W n 210	WON-LOST	WINNING	LAST 10	OPPONENT	OPP.	STRENGTH	TEAM	ADJ	CONF.	ADJ CONF.
Average RPI	Loss 96	RECORD	PCT. RANK	GAMES	SUCCESS	OF	SCHEDULE	RPI	RPI	RPI	RPI
DIV. I ONLY		17- 14	134	8- 2	90		210	122	116	20	18
DIV. I NON-CONF		7- 7	157	0- 0	49		215	106	105	20	20
TOTALS	RPI 1-25		RPI 26-50	W-L RECORDS		RPI 51-100			RPI 101-150	RPI 150+	
17- 14	0- 1		0- 2	OVERALL		0- 3			5- 6	12- 2	
8- 5	0- 0		0- 1	HOME		0- 1			3- 2	5- 1	
5- 7	0- 1		0- 0	AWAY		0- 2			2- 3	3- 1	
4- 2	0- 0		0- 1	NEUTRAL		0- 0			0- 1	4- 0	
7- 7	0- 1		0- 2	NON-CONFERENCE		0- 2			0- 2	7- 0	
2- 3	0- 0		0- 1	HOME		0- 1			0- 1	2- 0	
1- 3	0- 1		0- 0	AWAY		0- 1			0- 1	1- 0	
4- 1	0- 0		0- 1	NEUTRAL		0- 0			0- 0	4- 0	
10- 7	0- 0		0- 0	CONFERENCE		0- 1			5- 4	5- 2	
6- 2	0- 0		0- 0	HOME		0- 0			3- 1	3- 1	
4- 4	0- 0		0- 0	AWAY		0- 1			2- 2	2- 1	
0- 1	0- 0		0- 0	NEUTRAL		0- 0			0- 1	0- 0	
RPI S Opponent Score	RPI S Opponent Score				RPI S Opponent Score	RPI S Opponent Score				RPI S Opponent Score	
3 A Penn St. 0 3	27 N Duke 0 3				61 A Jacksonville St. 0 3	102 A East Tenn. St. 0 3				112 H Arkansas St. 2 3	
	50 H St. Louis 0 3				78 H Belmont 0 3	117 A Morehead St. 3 1				117 H Morehead St. 2 3	
					92 A Northern Ill. 2 3	117 N Morehead St. 2 3				122 A Murray St. 1 3	
						122 H Murray St. 3 1				129 A Tennessee St. 1 3	
						129 H Tennessee St. 3 0				135 A Tennessee Tech 3 2	
						135 H Tennessee Tech 3 0				152 H Southeast Mo. St. 0 3	
						184 A Tenn. -Martin 2 3				184 H Tenn. -Martin 3 0	
						214 H Lipscomb 3 0				232 N Western Ill. 3 0	
						233 A Chattanooga 3 0				238 H Eastern Ill. 3 1	
						240 H IUPUI 3 0				250 N Lamar 3 0	
						254 N Birmingham-So. 3 0				264 A Austin Peay 3 0	
						264 H Austin Peay 3 2				278 A Samford 3 0	
						285 N West Virginia 3 0					
	LAST 10 DIVISION I GAMES										
	117 N Morehead St. 2 3				184 H Tenn. -Martin 3 0						
	135 A Tennessee Tech 3 2				122 H Murray St. 3 1						
	117 A Morehead St. 3 1				264 H Austin Peay 3 2						
	129 A Tennessee St. 1 3				129 H Tennessee St. 3 0						
	264 A Austin Peay 3 0				278 A Samford 3 0						

Non-Div. I Games

Eastern Ky.

Average RPI Win 194 Average RPI Loss100			WON-LOST RECORD		WINNING PCT. RANK		LAST 10 GAMES		OPPONENT SUCCESS		OPP. STRENGTH OF SCHEDULE		TEAM RPI		ADJ RPI		CONF. RPI		ADJ CONF. RPI	
DIV. I ONLY			21- 13		98		5- 5		149		161		112		117		20		18	
DIV. I NON-CONF			10- 6		110		0- 0		158		130		111		113		20		20	
TOTALS			RPI 1-25		RPI 26-50		W-L RECORDS		RPI 51-100				RPI 101-150		RPI 150+					
21- 13			0- 1		0- 1		OVERALL		1- 5				5- 4		15- 2					
9- 3			0- 0		0- 0		HOME		0- 1				2- 2		7- 0					
7- 7			0- 0		0- 1		AWAY		0- 3				2- 2		5- 1					
5- 3			0- 1		0- 0		NEUTRAL		1- 1				1- 0		3- 1					
10- 6			0- 1		0- 1		NON-CONFERENCE		1- 3				0- 0		9- 1					
3- 1			0- 0		0- 0		HOME		0- 1				0- 0		3- 0					
3- 2			0- 0		0- 1		AWAY		0- 1				0- 0		3- 0					
4- 3			0- 1		0- 0		NEUTRAL		1- 1				0- 0		3- 1					
11- 7			0- 0		0- 0		CONFERENCE		0- 2				5- 4		6- 1					
6- 2			0- 0		0- 0		HOME		0- 0				2- 2		4- 0					
4- 5			0- 0		0- 0		AWAY		0- 2				2- 2		2- 1					
1- 0			0- 0		0- 0		NEUTRAL		0- 0				1- 0		0- 0					
RPI S	Opponent		Score		RPI S	Opponent		Score		RPI S	Opponent		Score		RPI S	Opponent		Score		
10 N	Washi ngton		0 3		49 A	Kentucky		2 3		59 A	Ci nci nnati		1 3		116 A	Eastern Ky.		3 2		
										61 A	Jacksonville St.		0 3		116 H	Eastern Ky.		1 3		
										61 A	Jacksonville St.		0 3		116 N	Eastern Ky.		3 2		
										63 H	Xavi er		1 3		122 A	Murray St.		0 3		
										65 N	Bowli ng Green		1 3		122 H	Murray St.		3 0		
										89 N	UAB		3 1		129 A	Tennessee St.		0 3		
															129 H	Tennessee St.		2 3		
															135 A	Tennessee Tech		3 2		
															135 H	Tennessee Tech		3 1		
															152 H	Southeast Mo. St.		3 1		
															153 A	Davi dson		3 2		
															162 A	Georgi a		3 2		
															170 N	Portl and		2 3		
															184 A	Tenn. -Martin		3 0		
															184 H	Tenn. -Martin		3 1		
															207 N	Duquesne		3 2		
															227 N	St. Francis (Pa.)		3 0		
															235 H	Central Ark.		3 0		
															238 H	Eastern Ill.		3 1		
															248 A	Youngstown St.		3 1		
															264 A	Austin Peay		1 3		
															264 H	Austin Peay		3 0		
															267 H	Air Force		3 0		
															276 H	Western Caro.		3 0		
															278 A	Samford		3 1		
															289 N	Coastal Caro.		3 0		

Non-Div. I Games

Morehead St.

Average RPI Win 159			WON-LOST		WINNING		LAST 10		OPPONENT		OPP. STRENGTH		TEAM		ADJ.		CONF.		ADJ. CONF.	
Average RPI Loss 61			RECORD		PCT. RANK		GAMES		SUCCESS		OF SCHEDULE		RPI		RPI		RPI		RPI	
DIV. I ONLY			13- 16		177		7- 3		91		55		141		118		7		7	
DIV. I NON-CONF			6- 9		203		1- 0		100		20		152		140		6		6	
TOTALS			RPI 1-25		RPI 26-50		W-L RECORDS		RPI 51-100				RPI 101-150		RPI 150+					
13- 16			1- 3		0- 5		OVERALL		2- 6				4- 1		6- 1					
4- 7			0- 3		0- 2		HOME		1- 1				1- 0		2- 1					
5- 6			1- 0		0- 2		AWAY		1- 3				0- 1		3- 0					
4- 3			0- 0		0- 1		NEUTRAL		0- 2				3- 0		1- 0					
6- 9			0- 2		0- 3		NON-CONFERENCE		0- 4				3- 0		3- 0					
1- 3			0- 2		0- 1		HOME		0- 0				0- 0		1- 0					
1- 3			0- 0		0- 1		AWAY		0- 2				0- 0		1- 0					
4- 3			0- 0		0- 1		NEUTRAL		0- 2				3- 0		1- 0					
7- 7			1- 1		0- 2		CONFERENCE		2- 2				1- 1		3- 1					
3- 4			0- 1		0- 1		HOME		1- 1				1- 0		1- 1					
4- 3			1- 0		0- 1		AWAY		1- 1				0- 1		2- 0					
0- 0			0- 0		0- 0		NEUTRAL		0- 0				0- 0		0- 0					
RPI S	Opponent		Score		RPI S	Opponent		Score		RPI S	Opponent		Score		RPI S	Opponent		Score		
13 H	San Di ego		2	3	26 A	Long Beach St.		1	3	51 A	UC Santa Barb.		3	2	124 N	VCU		3	1	
17 A	Cal Poly		3	2	26 H	Long Beach St.		0	3	51 H	UC Santa Barb.		2	3	146 N	SMU		3	2	
17 H	Cal Poly		1	3	31 N	Santa Clara		0	3	67 A	Loyol a Marymount		1	3	148 N	Nevada		3	1	
25 H	Mi chi gan		0	3	32 H	Iowa St.		0	3	67 A	Loyol a Marymount		1	3	150 A	Cal St. Fullerton		0	3	
					42 A	Oregon		0	3	70 N	St. Mary's (Cal.)		1	3	150 H	Cal St. Fullerton		3	0	
										74 N	Portland St.		0	3	183 A	Paci fic		3	2	
										96 A	Cal St.		0	3	183 H	Paci fic		1	3	
											Northridge				204 N	Georgetown		3	2	
										96 H	Cal St.		3	1	228 A	UC Davi s		3	2	
											Northridge				228 H	UC Davi s		3	1	
															243 A	UC Ri versi de		3	1	
															243 H	UC Ri versi de		3	0	
LAST 10 DIVISION I GAMES																				
					124 N	VCU		3	1	26 H	Long Beach St.		0	3						
					96 A	Cal St. Northridge		0	3	96 H	Cal St. Northridge		3	1						
					183 A	Paci fic		3	2	17 A	Cal Poly		3	2						
					243 H	UC Ri versi de		3	0	51 A	UC Santa Barb.		3	2						
					150 H	Cal St. Fullerton		3	0	150A	Cal St. Fullerton		0	3						

Non-Di v. I Games

UC Irvine

Average RPI	W n 197	WON-LOST	WINNING	LAST 10	OPPONENT	OPP.	STRENGTH	TEAM	ADJ	CONF.	ADJ CONF.
Average RPI	Loss88	RECORD	PCT. RANK	GAMES	SUCCESS	OF	SCHEDULE	RPI	RPI	RPI	RPI
DIV. I ONLY		22- 12	84	5- 5	223		124	125	119	21	21
DIV. I NON-CONF		20- 10	88	5- 3	217		127	125	132	21	21
<hr/>											
TOTALS	RPI 1-25		RPI 26-50		W-L RECORDS		RPI 51-100		RPI 101-150		RPI 150+
22- 12	0- 2		0- 2		OVERALL		2- 1		4- 6		16- 1
10- 2	0- 0		0- 1		HOME		2- 0		2- 1		6- 0
6- 7	0- 1		0- 1		AWAY		0- 1		1- 3		5- 1
6- 3	0- 1		0- 0		NEUTRAL		0- 0		1- 2		5- 0
20- 10	0- 2		0- 2		NON-CONFERENCE		2- 1		2- 4		16- 1
9- 1	0- 0		0- 1		HOME		2- 0		1- 0		6- 0
5- 6	0- 1		0- 1		AWAY		0- 1		0- 2		5- 1
6- 3	0- 1		0- 0		NEUTRAL		0- 0		1- 2		5- 0
2- 2	0- 0		0- 0		CONFERENCE		0- 0		2- 2		0- 0
1- 1	0- 0		0- 0		HOME		0- 0		1- 1		0- 0
1- 1	0- 0		0- 0		AWAY		0- 0		1- 1		0- 0
0- 0	0- 0		0- 0		NEUTRAL		0- 0		0- 0		0- 0
RPI S	Opponent	Score	RPI S	Opponent	Score	RPI S	Opponent	Score	RPI S	Opponent	Score
7 A	Wisconsin	0 3	29 H	New Mexico St.	0 3	58 H	Creighton	3 1	103 A	Long Island	0 3
14 N	Oklahoma	0 3	32 A	Iowa St.	1 3	90 A	IPFW	0 3	105 A	Utah Valley St.	0 3
						95 H	Washington St.	3 1	105 H	Utah Valley St.	3 0
									105 N	Utah Valley St.	0 3
									123 A	North Dakota St.	3 2
									123 A	North Dakota St.	1 3
									123 H	North Dakota St.	3 2
									123 H	North Dakota St.	0 3
									124 N	VCU	1 3
									145 N	Oregon St.	3 2
									154 N	North Fla.	3 0
									157 N	Valparaiso	3 0
									160 H	Gonzaga	3 2
									202 N	Robert Morris	3 0
									205 A	Montana	3 0
									206 A	Weber St.	1 3
									206 H	Weber St.	3 0
									234 A	Drake	3 0
									234 H	Drake	3 0
									239 A	Montana St.	3 1
									250 H	Lamar	3 0
									253 A	Tex. -Pan American	3 0
									253 A	Tex. -Pan American	3 0
									253 H	Tex. -Pan American	3 0
									265 H	UMKC	3 1
									304 N	Providence	3 0
									313 N	Sacred Heart	3 0
<hr/>											
LAST 10 DIVISION I GAMES											
123 A	North Dakota St.	1 3	205 A	Montana	3 0						
105 N	Utah Valley St.	0 3	206 A	Weber St.	1 3						
304 N	Providence	3 0	105 A	Utah Valley St.	0 3						
123 H	North Dakota St.	0 3	253 H	Tex. -Pan American	3 0						
239 A	Montana St.	3 1	234 H	Drake	3 0						

Non-Div. I Games

South Dakota St.

Average RPI	W n 201	WON-LOST	WINNING	LAST 10	OPPONENT	OPP.	STRENGTH	TEAM	ADJ	CONF.	ADJ CONF.
Average RPI	Loss108	RECORD	PCT. RANK	GAMES	SUCCESS	OF SCHEDULE	RPI	RPI	RPI	RPI	
DIV. I ONLY		19- 12	101	7- 3	104		185	101	120	24	25
DIV. I NON-CONF		7- 10	199	0- 3	32		79	103	114	22	22
<hr/>											
TOTALS		RPI 1-25		RPI 26-50	W-L RECORDS		RPI 51-100		RPI 101-150	RPI 150+	
19- 12	0- 1		0- 4	OVERALL		2- 1			3- 1	14- 5	
11- 1	0- 0		0- 1	HOME		0- 0			2- 0	9- 0	
5- 6	0- 1		0- 2	AWAY		1- 0			0- 1	4- 2	
3- 5	0- 0		0- 1	NEUTRAL		1- 1			1- 0	1- 3	
<hr/>											
7- 10	0- 1		0- 4	NON-CONFERENCE		2- 1			3- 1	2- 3	
3- 1	0- 0		0- 1	HOME		0- 0			2- 0	1- 0	
1- 4	0- 1		0- 2	AWAY		1- 0			0- 1	0- 0	
3- 5	0- 0		0- 1	NEUTRAL		1- 1			1- 0	1- 3	
<hr/>											
12- 2	0- 0		0- 0	CONFERENCE		0- 0			0- 0	12- 2	
8- 0	0- 0		0- 0	HOME		0- 0			0- 0	8- 0	
4- 2	0- 0		0- 0	AWAY		0- 0			0- 0	4- 2	
0- 0	0- 0		0- 0	NEUTRAL		0- 0			0- 0	0- 0	
<hr/>											
RPI S	Opponent	Score	RPI S	Opponent	Score	RPI S	Opponent	Score	RPI S	Opponent	Score
16 A	Purdue	0 3	26 A	Long Beach St.	0 3	51 N	UC Santa Barb.	1 3	103 A	Long Isl and	2 3
			28 N	UNI	1 3	68 A	Yale	3 2	134 N	Seton Hall	3 1
			35 A	Hofstra	1 3	75 N	Fairfield	3 0	139 H	Temple	3 2
			47 H	Middle Tenn.	0 3				147 H	Siena	3 1
									158 N	Maryland	0 3
									190 N	Central Conn. St.	1 3
									200 H	Syracuse	3 1
									208 A	Binghamton	0 3
									208 H	Binghamton	3 0
									209 A	UMBC	3 0
									209 H	UMBC	3 2
									209 H	UMBC	3 2
									210 A	New Hampshire	2 3
									210 H	New Hampshire	3 2
									215 A	Stony Brook	3 0
									215 H	Stony Brook	3 2
									215 H	Stony Brook	3 1
									229 N	Bradley	1 3
									244 N	Rhode Isl and	3 0
									261 A	Maine	3 1
									261 H	Maine	3 1
									298 A	Hartford	3 0
									298 H	Hartford	3 0
<hr/>											
LAST 10 DIVISION I GAMES											
			26 A	Long Beach St.	0 3		215A	Stony Brook	3 0		
			51 N	UC Santa Barb.	1 3		298A	Hartford	3 0		
			209 H	UMBC	3 2		261H	Maine	3 1		
			215 H	Stony Brook	3 1		208H	Binghamton	3 0		
			103 A	Long Isl and	2 3		210H	New Hampshire	3 2		

Non-Div. I Games

Albany (N. Y.)

Average RPI	W n 187	WON-LOST	WINNING	LAST 10	OPPONENT	OPP.	STRENGTH	TEAM	ADJ	CONF.	ADJ	CONF.
Average RPI	Loss125	RECORD	PCT. RANK	GAMES	SUCCESS	OF	SCHEDULE	RPI	RPI	RPI	RPI	RPI
DIV. I ONLY		19- 12	101	7- 3	141		175	113	121	9	9	
DIV. I NON-CONF		9- 5	105	0- 0	165		222	120	118	12	13	
TOTALS	RPI 1-25		RPI 26-50		W-L RECORDS		RPI 51-100			RPI 101-150		RPI 150+
19- 12	0- 0		0- 0		OVERALL		3- 4			2- 5		14- 3
12- 4	0- 0		0- 0		HOME		2- 0			1- 3		9- 1
4- 6	0- 0		0- 0		AWAY		1- 4			1- 2		2- 0
3- 2	0- 0		0- 0		NEUTRAL		0- 0			0- 0		3- 2
9- 5	0- 0		0- 0		NON-CONFERENCE		0- 1			0- 3		9- 1
6- 2	0- 0		0- 0		HOME		0- 0			0- 2		6- 0
0- 2	0- 0		0- 0		AWAY		0- 1			0- 1		0- 0
3- 1	0- 0		0- 0		NEUTRAL		0- 0			0- 0		3- 1
10- 7	0- 0		0- 0		CONFERENCE		3- 3			2- 2		5- 2
6- 2	0- 0		0- 0		HOME		2- 0			1- 1		3- 1
4- 4	0- 0		0- 0		AWAY		1- 3			1- 1		2- 0
0- 1	0- 0		0- 0		NEUTRAL		0- 0			0- 0		0- 1
RPI S	Opponent	Score	RPI S	Opponent	Score	RPI S	Opponent	Score	RPI S	Opponent	Score	
						69 A	Virginia	1 3	109 H	Furman	1 3	
						73 A	Tul sa	0 3	115 A	Marshall	0 3	
						83 A	Memphi s	3 1	115 H	Marshall	1 3	
						83 H	Memphi s	3 1	127 H	Virginia Tech	1 3	
						89 A	UAB	1 3	131 H	Houston	3 1	
						89 H	UAB	3 1	137 A	Charlotte	1 3	
						94 A	Tul ane	0 3	146 A	SMU	3 1	
									154 N	North Fla.	0 3	
									175 N	Penn	3 0	
									177 H	Wis.-Green Bay	3 0	
									185 H	Ri ce	3 2	
									191 H	William & Mary	3 1	
									195 N	Wright St.	3 2	
									198 A	Southern Mi ss.	3 2	
									198 H	Southern Mi ss.	3 0	
									204 N	Georgetown	3 1	
									211 H	UTEP	0 3	
									211 N	UTEP	2 3	
									220 A	UCF	3 0	
									220 H	UCF	3 0	
									252 H	N. C. A&T	3 0	
									258 H	Grambling	3 0	
									263 H	UNC Wi lmi ngton	3 0	
									281 H	Campbel l	3 0	
LAST 10 DIVISION I GAMES												
						211 N	UTEP	2 3	198H	Southern Mi ss.	3 0	
						115 A	Marshall	0 3	131H	Houston	3 1	
						83 A	Memphi s	3 1	185H	Ri ce	3 2	
						89 A	UAB	1 3	220A	UCF	3 0	
						220 H	UCF	3 0	198A	Southern Mi ss.	3 2	

Non-Di v. I Games

East Caro.

Average RPI	Win 214	WON-LOST	WINNING	LAST 10	OPPONENT	OPP.	STRENGTH	TEAM	ADJ	CONF.	ADJ CONF.
Average RPI	Loss118	RECORD	PCT. RANK	GAMES	SUCCESS	OF	SCHEDULE	RPI	RPI	RPI	RPI
DIV. I ONLY		19- 8	61	5- 5	260		201	133	122	20	18
DIV. I NON-CONF		8- 2	42	0- 0	274		239	131	129	20	20
<hr/>											
TOTALS	RPI 1-25		RPI 26-50		W-L RECORDS		RPI 51-100		RPI 101-150		RPI 150+
19- 8	0- 0		0- 0		OVERALL		1- 2		2- 4		16- 2
7- 1	0- 0		0- 0		HOME		0- 1		2- 0		5- 0
5- 6	0- 0		0- 0		AWAY		0- 1		0- 4		5- 1
7- 1	0- 0		0- 0		NEUTRAL		1- 0		0- 0		6- 1
8- 2	0- 0		0- 0		NON-CONFERENCE		1- 1		0- 0		7- 1
0- 0	0- 0		0- 0		HOME		0- 0		0- 0		0- 0
1- 2	0- 0		0- 0		AWAY		0- 1		0- 0		1- 1
7- 0	0- 0		0- 0		NEUTRAL		1- 0		0- 0		6- 0
11- 6	0- 0		0- 0		CONFERENCE		0- 1		2- 4		9- 1
7- 1	0- 0		0- 0		HOME		0- 1		2- 0		5- 0
4- 4	0- 0		0- 0		AWAY		0- 0		0- 4		4- 0
0- 1	0- 0		0- 0		NEUTRAL		0- 0		0- 0		0- 1
RPI S	Opponent	Score	RPI S	Opponent	Score	RPI S	Opponent	Score	RPI S	Opponent	Score
						61 H	Jacksonville St.	0 3	116 A	Eastern Ky.	1 3
						83 A	Memphis	0 3	116 H	Eastern Ky.	3 1
						88 N	Appalachian St.	3 2	117 A	Morehead St.	0 3
									117 H	Morehead St.	3 0
									129 A	Tennessee St.	1 3
									135 A	Tennessee Tech	1 3
									152 A	Southeast Mo. St.	3 1
									152 H	Southeast Mo. St.	3 2
									152 N	Southeast Mo. St.	2 3
									154 A	North Fla.	1 3
									184 A	Tenn. -Martin	3 1
									184 H	Tenn. -Martin	3 2
									219 N	Idaho St.	3 1
									221 A	Kent St.	3 2
									235 N	Central Ark.	3 0
									238 A	Eastern Ill.	3 1
									238 H	Eastern Ill.	3 0
									256 N	Alabama A&M	3 0
									264 A	Austin Peay	3 2
									264 H	Austin Peay	3 2
									265 N	North Carolina St.	3 0
									275 N	DePaul	3 0
									278 H	Samford	3 0
									316 N	Chicago St.	3 1
<hr/>											
LAST 10 DIVISION I GAMES											
						152 N	Southeast Mo. St.	2 3	117 A	Morehead St.	0 3
						264 H	Austin Peay	3 2	116 A	Eastern Ky.	1 3
						184 H	Tenn. -Martin	3 2	135 A	Tennessee Tech	1 3
						61 H	Jacksonville St.	0 3	184 A	Tenn. -Martin	3 1
						278 H	Samford	3 0	238 H	Eastern Ill.	3 0

Non-Div. I Games

Murray St.

Average RPI			W n 188	WON-LOST		WINNING		LAST 10		OPPONENT		OPP. STRENGTH	TEAM	ADJ	CONF.	ADJ CONF.			
Average RPI			Loss 93	RECORD		PCT.	RANK	GAMES		SUCCESS		OF SCHEDULE	RPI	RPI	RPI	RPI			
DIV. I ONLY				17- 13		127		6- 4		118		139	121	123	21	21			
DIV. I NON-CONF				15- 11		125		4- 3		152		123	132	136	21	21			
TOTALS			RPI	1-25		RPI		26-50		W-L RECORDS		RPI		51-100		RPI	101-150	RPI	150+
17- 13			0- 1				0- 2		OVERALL				2- 5				3- 3		12- 2
4- 2			0- 0				0- 0		HOME				0- 1				2- 1		2- 0
5- 6			0- 1				0- 1		AWAY				1- 1				1- 2		3- 1
8- 5			0- 0				0- 1		NEUTRAL				1- 3				0- 0		7- 1
15- 11			0- 1				0- 2		NON-CONFERENCE				2- 5				1- 1		12- 2
3- 1			0- 0				0- 0		HOME				0- 1				1- 0		2- 0
4- 5			0- 1				0- 1		AWAY				1- 1				0- 1		3- 1
8- 5			0- 0				0- 1		NEUTRAL				1- 3				0- 0		7- 1
2- 2			0- 0				0- 0		CONFERENCE				0- 0				2- 2		0- 0
1- 1			0- 0				0- 0		HOME				0- 0				1- 1		0- 0
1- 1			0- 0				0- 0		AWAY				0- 0				1- 1		0- 0
0- 0			0- 0				0- 0		NEUTRAL				0- 0				0- 0		0- 0
RPI	S	Opponent	Score		RPI	S	Opponent	Score		RPI	S	Opponent	Score		RPI	S	Opponent	Score	
10	A	Washi ngton	0	3	28	A	UNI	0	3	58	A	Creigh ton	0	3	105	A	Utah Valley St.	1	3
					29	N	New Mexico St.	0	3	61	N	Jacksonville St.	3	2	105	H	Utah Valley St.	3	1
										74	N	Portl and St.	1	3	119	A	South Dakota St.	2	3
										90	A	IPFW	3	1	119	A	South Dakota St.	3	0
										90	H	IPFW	2	3	119	H	South Dakota St.	2	3
										95	N	Washington St.	0	3	119	H	South Dakota St.	3	1
										98	N	Iowa	2	3	160	N	Gonzaga	3	2
															160	N	Gonzaga	3	2
															163	N	Fordham	3	0
															181	A	Boi se St.	2	3
															199	A	Brown	3	1
															206	N	Weber St.	1	3
															209	N	UMBC	3	1
															240	A	IUPUI	3	0
															250	N	Lamar	3	1
															253	A	Tex. -Pan American	3	0
															253	H	Tex. -Pan American	3	0
															253	H	Tex. -Pan American	3	1
															265	N	UMKC	3	0
															295	N	Del aware St.	3	0
LAST 10 DIVISION I GAMES																			
119	H	South Dakota St.	3	1	105	A	Utah Valley St.	1	3	119	H	South Dakota St.	2	3					
90	H	IPFW	2	3	253	H	Tex. -Pan American	3	0	90	A	IPFW	3	1					
253	H	Tex. -Pan American	3	1	119	H	South Dakota St.	2	3	105	H	Utah Valley St.	3	1					
119	A	South Dakota St.	3	0	90	A	IPFW	3	1										
181	A	Boi se St.	2	3															

Non-Di v. I Games

North Dakota St.

Average RPI Win 190 Loss 81				WON-LOST RECORD		WINNING PCT. RANK		LAST 10 GAMES		OPPONENT OPP. STRENGTH SUCCESS OF SCHEDULE		TEAM RPI		ADJ RPI		CONF. RPI		ADJ CONF. RPI			
DIV. I ONLY				16- 18		165		4- 6		60		146		130		124		13		11	
DIV. I NON-CONF				6- 7		178		0- 3		57		173		127		116		14		14	
TOTALS		RPI 1-25		RPI 26-50		W-L RECORDS		RPI 51-100		RPI 101-150		RPI 150+									
16- 18		0- 1		0- 6		OVERALL		3- 3		2- 7		11- 1									
6- 4		0- 0		0- 1		HOME		1- 1		0- 2		5- 0									
3- 11		0- 0		0- 5		AWAY		0- 2		0- 3		3- 1									
7- 3		0- 1		0- 0		NEUTRAL		2- 0		2- 2		3- 0									
6- 7		0- 1		0- 3		NON-CONFERENCE		1- 0		1- 3		4- 0									
1- 0		0- 0		0- 0		HOME		0- 0		0- 0		1- 0									
0- 4		0- 0		0- 3		AWAY		0- 0		0- 1		0- 0									
5- 3		0- 1		0- 0		NEUTRAL		1- 0		1- 2		3- 0									
10- 11		0- 0		0- 3		CONFERENCE		2- 3		1- 4		7- 1									
5- 4		0- 0		0- 1		HOME		1- 1		0- 2		4- 0									
3- 7		0- 0		0- 2		AWAY		0- 2		0- 2		3- 1									
2- 0		0- 0		0- 0		NEUTRAL		1- 0		1- 0		0- 0									
RPI S	Opponent			Score		RPI S	Opponent			Score		RPI S	Opponent			Score					
5 N	Stanford			0 3		26 A	Long Beach St.			0 3		77 A	Towson			1 3					
						27 A	Duke			0 3		77 H	Towson			2 3					
						35 A	Hofstra			1 3		77 N	Towson			3 1					
						35 A	Hofstra			0 3		85 N	Marquette			3 1					
						35 H	Hofstra			1 3		91 A	Del aware			1 3					
						40 A	Bri gham Young			0 3		91 H	Del aware			3 2					
LAST 10 DIVISION I GAMES						77 N Towson 3 1						103 A Long Isl and 1 3									
118 N UC Irvine 1 3						91 A Del aware 1 3						107 A James Madi son 2 3									
130 N Western Mich. 0 3						77 A Towson 1 3						107 H James Madi son 2 3									
26 A Long Beach St. 0 3						191A William & Mary 3 1						107 N James Madi son 3 2									
35 A Hofstra 0 3						218H George Mason 3 0						111 A Northeastern 1 3									
107 N James Madi son 3 2												111 H Northeastern 2 3									
												118 N UC Irvine 1 3									
												119 N South Dakota St. 3 1									
												130 N Western Mich. 0 3									
												180 A Georgi a St. 3 0									
												180 H Georgi a St. 3 1									
												191 A William & Mary 3 1									
												191 H William & Mary 3 1									
												217 N Gardner-Webb 3 0									
												218 A George Mason 1 3									
												218 H George Mason 3 0									
												231 N A&M-Corpus Christi 3 0									
												263 A UNC Wil mington 3 1									
												263 H UNC Wil mington 3 0									
												313 N Sacred Heart 3 0									
												315 H Hampton 3 0									

V
C
U

Non-Div. I Games

VCU

Average RPI			Wi n 157	WON-LOST		WINNING		LAST 10		OPPONENT		OPP.	STRENGTH	TEAM	ADJ	CONF.	ADJ CONF.										
Loss 72				RECORD	PCT.	RANK	GAMES			SUCCESS	OF	SCHEDULE	RPI	RPI		RPI	RPI										
DIV. I ONLY				12- 18		207	4- 6			53		65	140	125		6	6										
DIV. I NON-CONF				6- 6		157	0- 0			78		49	110	103		7	8										
TOTALS			RPI	1-25		RPI		26-50		W-L RECORDS		RPI		51-100		RPI		101-150		RPI		150+					
12- 18			0- 3				3- 6		OVERALL				0- 4				2- 4				7- 1						
5- 7			0- 2				1- 2		HOME				0- 3				2- 0				2- 0						
2- 10			0- 1				0- 3		AWAY				0- 1				0- 4				2- 1						
5- 1			0- 0				2- 1		NEUTRAL				0- 0				0- 0				3- 0						
6- 6			0- 1				2- 1		NON-CONFERENCE				0- 2				0- 2				4- 0						
1- 3			0- 1				1- 0		HOME				0- 2				0- 0				0- 0						
1- 3			0- 0				0- 1		AWAY				0- 0				0- 2				1- 0						
4- 0			0- 0				1- 0		NEUTRAL				0- 0				0- 0				3- 0						
6- 12			0- 2				1- 5		CONFERENCE				0- 2				2- 2				3- 1						
4- 4			0- 1				0- 2		HOME				0- 1				2- 0				2- 0						
1- 7			0- 1				0- 2		AWAY				0- 1				0- 2				1- 1						
1- 1			0- 0				1- 1		NEUTRAL				0- 0				0- 0				0- 0						
RPI	S	Opponent			Score		RPI	S	Opponent			Score		RPI	S	Opponent			Score		RPI	S	Opponent			Score	
13	H	San Di ego			1	3	30	A	Col orado St.			1	3	60	A	UNLV			2	3	126	A	TCU			0	3
18	A	Utah			0	3	30	H	Col orado St.			2	3	60	H	UNLV			0	3	126	H	TCU			3	1
18	H	Utah			0	3	30	N	Col orado St.			0	3	87	H	Col . of Charleston			1	3	132	A	Wyomi ng			1	3
							35	H	Hofstra			3	0	96	H	Cal St. Northridge			1	3	132	H	Wyomi ng			3	1
							40	A	Bri gham Young			0	3								145	A	Oregon St.			1	3
							40	H	Bri gham Young			1	3								150	A	Cal St. Full erton			1	3
							40	N	Bri gham Young			3	2								174	A	New Mexi co			0	3
							42	A	Oregon			2	3								174	H	New Mexi co			3	0
							49	N	Kentucky			3	2								175	N	Penn			3	0
																					200	A	Syracuse			3	0
																					210	N	New Hampshi re			3	0
																					214	N	Li pscomb			3	0
																					267	A	Ai r Force			3	0
																					267	H	Ai r Force			3	0
LAST 10 DIVISION I GAMES																											
						30	N	Col orado St.			0	3	132	A	Wyomi ng			1	3								
						40	N	Bri gham Young			3	2	126	H	TCU			3	1								
						60	H	UNLV			0	3	174	H	New Mexi co			3	0								
						267	H	Ai r Force			3	0	40	A	Bri gham Young			0	3								
						30	H	Col orado St.			2	3	18	A	Utah			0	3								

Non-Di v. I Games

San Di ego St.

Average	RPI	Win 152	WON-LOST	WINNING	LAST 10	OPPONENT	OPP.	STRENGTH	TEAM	ADJ	CONF.	ADJ	CONF.	
Average	RPI	Loss 99	RECORD	PCT.	RANK	SUCCESS	OF	SCHEDULE	RPI	RPI	RPI	RPI	RPI	
DIV. I ONLY			17- 14		134			78	117	127	8		8	
DIV. I NON-CONF			6- 3		88			55	65	67	8		7	
<hr/>														
TOTALS		RPI 1-25		RPI 26-50		W-L RECORDS			RPI 51-100		RPI 101-150		RPI 150+	
17- 14		0- 1		0- 3		OVERALL			3- 2		7- 5		7- 3	
10- 4		0- 0		0- 1		HOME			3- 0		3- 2		4- 1	
5- 8		0- 0		0- 1		AWAY			0- 2		3- 3		2- 2	
2- 2		0- 1		0- 1		NEUTRAL			0- 0		1- 0		1- 0	
<hr/>														
6- 3		0- 1		0- 1		NON-CONFERENCE			1- 0		3- 1		2- 0	
3- 0		0- 0		0- 0		HOME			1- 0		1- 0		1- 0	
1- 1		0- 0		0- 0		AWAY			0- 0		1- 1		0- 0	
2- 2		0- 1		0- 1		NEUTRAL			0- 0		1- 0		1- 0	
<hr/>														
11- 11		0- 0		0- 2		CONFERENCE			2- 2		4- 4		5- 3	
7- 4		0- 0		0- 1		HOME			2- 0		2- 2		3- 1	
4- 7		0- 0		0- 1		AWAY			0- 2		2- 2		2- 2	
0- 0		0- 0		0- 0		NEUTRAL			0- 0		0- 0		0- 0	
<hr/>														
RPI S	Opponent		Score		RPI S	Opponent		Score		RPI S	Opponent		Score	
16 N	Purdue		1 3		27 A	Duke		0 3		69 A	Virginia		1 3	
					27 H	Duke		0 3		69 H	Virginia		3 0	
					36 N	Arizona St.		0 3		86 A	Clemson		2 3	
										86 H	Clemson		3 1	
										88 H	Appalachian St.		3 2	

Non-Div. I Games

Virginia Tech

Average RPI	W n 228	WON-LOST	WINNING	LAST 10	OPPONENT	OPP.	STRENGTH	TEAM	ADJ	CONF.	ADJ	CONF.
Average RPI	Loss103	RECORD	PCT. RANK	GAMES	SUCCESS	OF	SCHEDULE	RPI	RPI	RPI	RPI	RPI
DIV. I ONLY		23- 10	63	6- 4	241		230	126	128	18	19	
DIV. I NON-CONF		11- 3	49	0- 0	262		270	124	124	19	18	
<hr/>												
TOTALS	RPI 1-25		RPI 26-50		W-L RECORDS		RPI 51-100		RPI 101-150		RPI 150+	
23- 10	0- 0		0- 1		OVERALL		0- 4		4- 4		19- 1	
11- 1	0- 0		0- 0		HOME		0- 1		3- 0		8- 0	
6- 9	0- 0		0- 1		AWAY		0- 3		1- 4		5- 1	
6- 0	0- 0		0- 0		NEUTRAL		0- 0		0- 0		6- 0	
11- 3	0- 0		0- 0		NON-CONFERENCE		0- 2		0- 1		11- 0	
3- 1	0- 0		0- 0		HOME		0- 1		0- 0		3- 0	
2- 2	0- 0		0- 0		AWAY		0- 1		0- 1		2- 0	
6- 0	0- 0		0- 0		NEUTRAL		0- 0		0- 0		6- 0	
12- 7	0- 0		0- 1		CONFERENCE		0- 2		4- 3		8- 1	
8- 0	0- 0		0- 0		HOME		0- 0		3- 0		5- 0	
4- 7	0- 0		0- 1		AWAY		0- 2		1- 3		3- 1	
0- 0	0- 0		0- 0		NEUTRAL		0- 0		0- 0		0- 0	
RPI S	Opponent	Score	RPI S	Opponent	Score	RPI S	Opponent	Score	RPI S	Opponent	Score	
			47 A	Middle Tenn.	0 3	62 A	Florida Int'l	1 3	112 A	Arkansas St.	0 3	
						71 A	Western Ky.	1 3	112 H	Arkansas St.	3 1	
						89 H	UAB	1 3	114 A	North Texas	0 3	
						94 A	Tulane	2 3	114 A	North Texas	0 3	
									114 H	North Texas	3 0	
									132 A	Wyoming	2 3	
									133 A	Denver	3 2	
									133 H	Denver	3 2	
									193 A	Fla. Atlantic	2 3	
									194 N	McNeese St.	3 0	
									197 N	Southern Ill.	3 2	
									198 A	Southern Miss.	3 1	
									203 A	Ark. -Little Rock	3 1	
									203 H	Ark. -Little Rock	3 0	
									236 N	Elon	3 0	
									245 H	Troy	3 0	
									246 A	La. -Lafayette	3 2	
									246 H	La. -Lafayette	3 2	
									247 H	Northwestern St.	3 0	
									250 N	Lamar	3 1	
									254 N	Birmingham-So.	3 0	
									268 A	Stetson	3 1	
									283 H	South Ala.	3 0	
									284 A	La. -Monroe	3 0	
									284 H	La. -Monroe	3 0	
									292 H	Centenary (La.)	3 0	
									295 N	Delaware St.	3 0	
									317 H	Alcorn St.	3 0	
<hr/>												
LAST 10 DIVISION I GAMES												
			114 A	North Texas	0 3		114 H	North Texas	3 0			
			112 A	Arkansas St.	0 3		284 A	La. -Monroe	3 0			
			203 A	Ark. -Little Rock	3 1		246 H	La. -Lafayette	3 2			
			284 H	La. -Monroe	3 0		47 A	Middle Tenn.	0 3			
			133 H	Denver	3 2		71 A	Western Ky.	1 3			

Non-Div. I Games

New Orleans

Average RPI	W n 200	WON-LOST	WINNING	LAST 10	OPPONENT	OPP.	STRENGTH	TEAM	ADJ	CONF.	ADJ CONF.
Average RPI	Loss 98	RECORD	PCT. RANK	GAMES	SUCCESS	OF	SCHEDULE	RPI	RPI	RPI	RPI
DIV. I ONLY		20- 14	116	6- 4	152		184	127	129	20	18
DIV. I NON-CONF		8- 9	173	0- 1	114		166	154	147	20	20
<hr/>											
TOTALS	RPI 1-25		RPI 26-50		W-L RECORDS		RPI 51-100		RPI 101-150		RPI 150+
20- 14	0- 1		0- 1		OVERALL		0- 7		8- 2		12- 3
9- 2	0- 0		0- 0		HOME		0- 2		4- 0		5- 0
6- 8	0- 1		0- 1		AWAY		0- 3		1- 1		5- 2
5- 4	0- 0		0- 0		NEUTRAL		0- 2		3- 1		2- 1
8- 9	0- 1		0- 1		NON-CONFERENCE		0- 5		3- 1		5- 1
2- 1	0- 0		0- 0		HOME		0- 1		0- 0		2- 0
1- 5	0- 1		0- 1		AWAY		0- 2		0- 0		1- 1
5- 3	0- 0		0- 0		NEUTRAL		0- 2		3- 1		2- 0
12- 5	0- 0		0- 0		CONFERENCE		0- 2		5- 1		7- 2
7- 1	0- 0		0- 0		HOME		0- 1		4- 0		3- 0
5- 3	0- 0		0- 0		AWAY		0- 1		1- 1		4- 1
0- 1	0- 0		0- 0		NEUTRAL		0- 0		0- 0		0- 1
RPI S	Opponent	Score	RPI S	Opponent	Score	RPI S	Opponent	Score	RPI S	Opponent	Score
3 A	Penn St.	0 3	43 A	Stephen F. Austin	1 3	61 A	Jacksonville St.	0 3	112 N	Arkansas St.	3 2
						61 H	Jacksonville St.	0 3	116 A	Eastern Ky.	0 3
						76 N	South Carolina	1 3	116 H	Eastern Ky.	3 1
						78 A	Bel mont	0 3	117 A	Morehead St.	3 2
						78 H	Bel mont	1 3	117 H	Morehead St.	3 0
						79 N	Bayl or	0 3	122 H	Murray St.	3 1
						86 A	Cl emson	0 3	131 N	Houston	3 2
									135 H	Tennessee Tech	3 0
									137 N	Charl otte	2 3
									144 N	Mi ami (Ohi o)	3 2
									152 A	Southeast Mo. St.	3 1
									152 N	Southeast Mo. St.	0 3
									184 A	Tenn. -Martin	1 3
									184 H	Tenn. -Martin	3 0
									214 A	Li pscomb	2 3
									214 H	Li pscomb	3 0
									238 A	Eastern Ill.	3 2
									256 A	Al abama A&M	3 0
									264 A	Austin Peay	3 0
									264 H	Austin Peay	3 0
									276 N	Western Caro.	3 1
									278 A	Samford	3 0
									278 H	Samford	3 0
									291 N	Lehi gh	3 0
									311 H	Al abama St.	3 0
LAST 10 DIVISION I GAMES											
152 N	Southeast Mo. St.	0 3	214 A	Li pscomb	2 3						
184 A	Tenn. -Martin	1 3	238 A	Eastern Ill.	3 2						
264 A	Austin Peay	3 0	152 A	Southeast Mo. St.	3 1						
116 H	Eastern Ky.	3 1	117 A	Morehead St.	3 2						
117 H	Morehead St.	3 0	116 A	Eastern Ky.	0 3						

Non-Di v. I Games

Tennessee St.

Average RPI	W n 181	WON-LOST	WINNING	LAST 10	OPPONENT	OPP.	STRENGTH	TEAM	ADJ	CONF.	ADJ	CONF.
Average RPI	Loss 99	RECORD	PCT. RANK	GAMES	SUCCESS	OF	SCHEDULE	RPI	RPI	RPI	RPI	RPI
DIV. I ONLY		21- 15	120	7- 3	132		111	116	130	14		15
DIV. I NON-CONF		11- 6	101	1- 2	105		118	92	87	15		12

TOTALS	RPI 1-25		RPI 26-50		W-L RECORDS		RPI 51-100		RPI 101-150		RPI 150+	
21- 15	0- 4		1- 1		OVERALL		3- 3		3- 2		14- 5	
9- 4	0- 0		1- 0		HOME		0- 1		0- 1		8- 2	
7- 7	0- 2		0- 1		AWAY		3- 1		0- 0		4- 3	
5- 4	0- 2		0- 0		NEUTRAL		0- 1		3- 1		2- 0	
11- 6	0- 2		1- 1		NON-CONFERENCE		1- 2		2- 1		7- 0	
4- 0	0- 0		1- 0		HOME		0- 0		0- 0		3- 0	
3- 3	0- 1		0- 1		AWAY		1- 1		0- 0		2- 0	
4- 3	0- 1		0- 0		NEUTRAL		0- 1		2- 1		2- 0	
10- 9	0- 2		0- 0		CONFERENCE		2- 1		1- 1		7- 5	
5- 4	0- 0		0- 0		HOME		0- 1		0- 1		5- 2	
4- 4	0- 1		0- 0		AWAY		2- 0		0- 0		2- 3	
1- 1	0- 1		0- 0		NEUTRAL		0- 0		1- 0		0- 0	
RPI S Opponent	Score		RPI S Opponent	Score		RPI S Opponent	Score		RPI S Opponent	Score		
2 N UCLA	0 3		26 A Long Beach St.	0 3		51 N UC Santa Barb.	1 3		114 N North Texas	2 3		
16 A Purdue	0 3		46 H Northwestern	3 2		59 A Cincinnati	1 3		124 N VCU	3 0		
22 A Ohio	1 3					65 A Bowling Green	3 1		135 N Tennessee Tech	3 0		
22 N Ohio	0 3					90 A IPFW	3 1		144 H Miami (Ohio)	1 3		
						92 A Northern Ill.	3 1		144 N Miami (Ohio)	3 1		
						92 H Northern Ill.	1 3		156 A Eastern Mich.	3 2		
									156 H Eastern Mich.	3 0		
									171 A Ball St.	3 1		
									171 H Ball St.	2 3		
									172 A Toledo	2 3		
									172 H Toledo	3 0		
									179 A Ill. -Chicago	3 0		
									187 A Central Mich.	2 3		
									187 H Central Mich.	1 3		
									188 H Loyola (Ill.)	3 0		
									216 H Buffalo	3 0		
									221 A Kent St.	1 3		
									232 N Western Ill.	3 0		
									240 H IUPUI	3 1		
									255 H Akron	3 0		
									255 H Akron	3 0		
									261 N Maine	3 0		
									307 A Oakland	3 0		
									309 H Charleston So.	3 0		

LAST 10 DIVISION I GAMES												
26 A Long Beach St.	0 3		255 H Akron	3 0								
124 N VCU	3 0		255 H Akron	3 0								
51 N UC Santa Barb.	1 3		216 H Buffalo	3 0								
22 N Ohio	0 3		65 A Bowling Green	3 1								
144 N Miami (Ohio)	3 1		92 A Northern Ill.	3 1								

Non-Div. I Games

Western Mich.

Average RPI Win 166 Loss109			WON-LOST RECORD		WINNING PCT. RANK		LAST 10 GAMES		OPPONENT OPP. STRENGTH SUCCESS OF SCHEDULE		TEAM RPI	ADJ RPI	CONF. RPI	ADJ CONF. RPI					
DIV. I ONLY			19- 17		146		4- 6		83		125	118	131	9	9				
DIV. I NON-CONF			9- 8		152		0- 2		90		141	117	126	12	13				
TOTALS			RPI 1-25		RPI 26-50		W-L RECORDS		RPI 51-100		RPI 101-150		RPI 150+						
19- 17			0- 1		0- 1		OVERALL		5- 6		1- 6		13- 3						
10- 2			0- 0		0- 0		HOME		3- 0		0- 1		7- 1						
3- 9			0- 0		0- 1		AWAY		2- 3		0- 3		1- 2						
6- 6			0- 1		0- 0		NEUTRAL		0- 3		1- 2		5- 0						
9- 8			0- 1		0- 1		NON-CONFERENCE		1- 3		0- 2		8- 1						
4- 0			0- 0		0- 0		HOME		0- 0		0- 0		4- 0						
1- 3			0- 0		0- 1		AWAY		1- 1		0- 0		0- 1						
4- 5			0- 1		0- 0		NEUTRAL		0- 2		0- 2		4- 0						
10- 9			0- 0		0- 0		CONFERENCE		4- 3		1- 4		5- 2						
6- 2			0- 0		0- 0		HOME		3- 0		0- 1		3- 1						
2- 6			0- 0		0- 0		AWAY		1- 2		0- 3		1- 1						
2- 1			0- 0		0- 0		NEUTRAL		0- 1		1- 0		1- 0						
RPI S	Opponent		Score		RPI S	Opponent		Score		RPI S	Opponent		Score		RPI S	Opponent		Score	
15 N	Ohio St.		2	3	43 A	Stephen F. Austin		2	3	66 N	San Francisco		0	3	112 N	Arkansas St.		2	3
										73 A	Tulsa		1	3	115 A	Marshall		0	3
										73 H	Tulsa		3	0	115 N	Marshall		3	2
										77 A	Towson		3	2	121 A	East Caro.		1	3
										79 A	Baylor		0	3	129 N	Tennessee St.		2	3
										79 N	Baylor		0	3	146 A	SMU		0	3
										83 A	Memphis		1	3	146 H	SMU		2	3
										83 N	Memphis		1	3	167 H	UTSA		3	0
										89 H	UAB		3	0	174 N	New Mexico		3	1
										94 A	Tulane		3	0	178 H	Texas St.		3	0
										94 H	Tulane		3	0	183 A	Pacific		1	3
															185 A	Rice		2	3
															185 H	Rice		3	1
															185 N	Rice		3	0
															194 H	McNeese St.		3	0
															194 H	McNeese St.		3	1
															198 H	Southern Miss.		2	3
															202 N	Robert Morris		3	0
															203 N	Ark.-Little Rock		3	1
															211 A	UTEP		3	2
															211 H	UTEP		3	0
															220 H	UCF		3	0
															284 N	La.-Monroe		3	0
LAST 10 DIVISION I GAMES																			
183 A	Pacific		1	3	73 A	Tulsa		1	3										
66 N	San Francisco		0	3	146A	SMU		0	3										
83 N	Memphis		1	3	185H	Rice		3	1										
115 N	Marshall		3	2	146H	SMU		2	3										
185 N	Rice		3	0	73 H	Tulsa		3	0										

Non-Div. I Games

Houston

Average RPI	Win 184	WON-LOST	WINNING	LAST 10	OPPONENT	OPP.	STRENGTH	TEAM	ADJ.	CONF.	ADJ. CONF.
Average RPI	Loss 72	RECORD	PCT. RANK	GAMES	SUCCESS	OF	SCHEDULE	RPI	RPI	RPI	RPI
DIV. I ONLY		13- 15	172	5- 5	72		87	132	132	6	6
DIV. I NON-CONF		6- 5	137	0- 1	104		171	122	134	7	8
TOTALS	RPI 1-25		RPI 26-50	W-L RECORDS		RPI 51-100			RPI 101-150	RPI 150+	
13- 15	0- 3		0- 5	OVERALL		1- 2			4- 3	8- 2	
8- 3	0- 1		0- 2	HOME		1- 0			3- 0	4- 0	
2- 11	0- 1		0- 3	AWAY		0- 2			0- 3	2- 2	
3- 1	0- 1		0- 0	NEUTRAL		0- 0			1- 0	2- 0	
6- 5	0- 1		0- 1	NON-CONFERENCE		0- 0			2- 1	4- 2	
3- 0	0- 0		0- 0	HOME		0- 0			1- 0	2- 0	
0- 4	0- 0		0- 1	AWAY		0- 0			0- 1	0- 2	
3- 1	0- 1		0- 0	NEUTRAL		0- 0			1- 0	2- 0	
7- 10	0- 2		0- 4	CONFERENCE		1- 2			2- 2	4- 0	
5- 3	0- 1		0- 2	HOME		1- 0			2- 0	2- 0	
2- 7	0- 1		0- 2	AWAY		0- 2			0- 2	2- 0	
0- 0	0- 0		0- 0	NEUTRAL		0- 0			0- 0	0- 0	
RPI S Opponent	Score		RPI S Opponent	Score		RPI S Opponent	Score		RPI S Opponent	Score	
13 N San Diego	1 3		29 A New Mexico St.	1 3		60 A UNLV	0 3		114 N North Texas	3 0	
18 A Utah	1 3		30 A Colorado St.	0 3		60 A UNLV	0 3		125 A San Diego St.	1 3	
18 H Utah	2 3		30 H Colorado St.	1 3		60 H UNLV	3 0		125 H San Diego St.	3 1	
			40 A Brigham Young	0 3					126 A TCU	2 3	
			40 H Brigham Young	2 3					126 H TCU	3 0	
									128 H New Orleans	3 2	
									133 A Denver	2 3	
									174 A New Mexico	3 0	
									174 H New Mexico	3 0	
									176 A Northern Colo.	0 3	
									178 A Texas St.	0 3	
									197 H Southern Ill.	3 1	
									253 N Tex. -Pan American	3 1	
									254 H Birmingham-So.	3 0	
									255 N Akron	3 1	
									267 A Air Force	3 0	
									267 H Air Force	3 0	
LAST 10 DIVISION I GAMES											
60 A UNLV	0 3		125 H San Diego St.	3 1							
174 H New Mexico	3 0		60 H UNLV	3 0							
126 H TCU	3 0		267 A Air Force	3 0							
40 A Brigham Young	0 3		30 A Colorado St.	0 3							
18 A Utah	1 3		176 A Northern Colo.	0 3							

Non-Div. I Games

Wyoming

Average RPI	W n 205	WON-LOST	WINNING	LAST 10	OPPONENT	OPP.	STRENGTH	TEAM	ADJ	CONF.	ADJ	CONF.			
Average RPI	Loss 86	RECORD	PCT. RANK	GAMES	SUCCESS	OF	SCHEDULE	RPI	RPI	RPI	RPI	CONF. RPI			
DIV. I ONLY		19- 12	101	7- 3	219		117	136	133	18	19				
DIV. I NON-CONF		7- 5	121	0- 0	243		32	153	153	19	18				
<hr/>															
TOTALS		RPI 1-25	RPI 26-50		W-L RECORDS		RPI 51-100		RPI 101-150		RPI 150+				
19- 12		0- 2	0- 2		OVERALL		1- 3		3- 4		15- 1				
13- 4		0- 1	0- 1		HOME		1- 1		3- 1		9- 0				
5- 7		0- 1	0- 1		AWAY		0- 2		0- 3		5- 0				
1- 1		0- 0	0- 0		NEUTRAL		0- 0		0- 0		1- 1				
7- 5		0- 2	0- 1		NON-CONFERENCE		0- 1		1- 0		6- 1				
5- 2		0- 1	0- 0		HOME		0- 1		1- 0		4- 0				
1- 2		0- 1	0- 1		AWAY		0- 0		0- 0		1- 0				
1- 1		0- 0	0- 0		NEUTRAL		0- 0		0- 0		1- 1				
12- 7		0- 0	0- 1		CONFERENCE		1- 2		2- 4		9- 0				
8- 2		0- 0	0- 1		HOME		1- 0		2- 1		5- 0				
4- 5		0- 0	0- 0		AWAY		0- 2		0- 3		4- 0				
0- 0		0- 0	0- 0		NEUTRAL		0- 0		0- 0		0- 0				
RPI S	Opponent	Score		RPI S	Opponent	Score		RPI S	Opponent	Score					
2 H	UCLA	1	3	30 A	Col orado St.	0	3	62 A	Fl ori da Int' l	1	3	112 A	Arkansas St.	2	3
23 A	Col orado	0	3	47 H	Mi ddl e Tenn.	1	3	65 H	Bowl ing Green	0	3	112 H	Arkansas St.	3	2
								71 A	Western Ky.	2	3	114 A	North Texas	1	3
								71 H	Western Ky.	3	1	114 H	North Texas	3	1
												128 A	New Orleans	2	3
												128 H	New Orleans	2	3
												132 H	Wyomi ng	3	2
												162 H	Georgi a	3	0
												178 H	Texas St.	3	0
												193 A	Fl a. Atlanti c	3	0
												195 A	Wright St.	3	2
												203 A	Ark. -Li ttle Rock	3	0
												203 H	Ark. -Li ttle Rock	3	0
												225 H	Northern Ari z.	3	1
												243 H	UC Ri versi de	3	1
												245 H	Troy	3	0
												246 A	La. -Lafayette	3	1
												246 H	La. -Lafayette	3	1
												255 N	Akron	1	3
												283 H	South Al a.	3	0
												284 A	La. -Monroe	3	2
												284 H	La. -Monroe	3	2
												285 N	West Vi rgi ni a	3	0
				LAST 10 DIVISION I GAMES											
				71 A Western Ky.				2	3	112H Arkansas St.				3	2
				114 A North Texas				1	3	203H Ark. -Li ttle Rock				3	0
				128 A New Orleans				2	3	114H North Texas				3	1
				246 A La. -Lafayette				3	1	245H Troy				3	0
				284 A La. -Monroe				3	2	283H South Al a.				3	0

Non-Di v. I Games

Denver

Average RPI	W n 214	WON-LOST	WINNING	LAST 10	OPPONENT	OPP.	STRENGTH	TEAM	ADJ	CONF.	ADJ	CONF.
Average RPI	Loss86	RECORD	PCT. RANK	GAMES	SUCCESS	OF	SCHEDULE	RPI	RPI	RPI	RPI	RPI
DIV. I ONLY		16- 14	141	5- 5	115		169	135	134	12		13
DIV. I NON-CONF		11- 5	84	2- 0	71		216	73	74	11		11

TOTALS	RPI 1-25		RPI 26-50		W-L RECORDS		RPI 51-100			RPI 101-150		RPI 150+
16- 14	0- 2		0- 2		OVERALL		1- 5			1- 3		14- 2
8- 3	0- 0		0- 1		HOME		0- 1			0- 1		8- 0
5- 8	0- 2		0- 1		AWAY		0- 3			1- 0		4- 2
3- 3	0- 0		0- 0		NEUTRAL		1- 1			0- 2		2- 0
11- 5	0- 0		0- 1		NON-CONFERENCE		1- 2			1- 2		9- 0
5- 0	0- 0		0- 0		HOME		0- 0			0- 0		5- 0
3- 2	0- 0		0- 1		AWAY		0- 1			1- 0		2- 0
3- 3	0- 0		0- 0		NEUTRAL		1- 1			0- 2		2- 0
5- 9	0- 2		0- 1		CONFERENCE		0- 3			0- 1		5- 2
3- 3	0- 0		0- 1		HOME		0- 1			0- 1		3- 0
2- 6	0- 2		0- 0		AWAY		0- 2			0- 0		2- 2
0- 0	0- 0		0- 0		NEUTRAL		0- 0			0- 0		0- 0
RPI S Opponent	Score		RPI S Opponent	Score		RPI S Opponent	Score		RPI S Opponent	Score		
21 A Louisville	0 3		35 A Hofstra	1 3		59 A Cincinnati	1 3		103 A Long Island	3 2		
24 A St. John's (N.Y.)	0 3		48 H Notre Dame	0 3		75 N Fairfield	3 1		106 N Texas-Arlington	0 3		
						77 N Towson	2 3		108 H Pittsburgh	0 3		
						85 H Marquette	0 3		120 N Albany (N.Y.)	1 3		
						91 A Delaware	1 3		163 A Fordham	3 0		
						97 A Connecticut	0 3		163 H Fordham	3 0		
									165 A Villanova	0 3		
									169 N Boston College	3 0		
									173 A South Fla.	0 3		
									200 H Syracuse	3 1		
									202 H Robert Morris	3 1		
									204 A Georgetown	3 1		
									244 A Rhode Island	3 2		
									249 A Rutgers	3 0		
									259 H Manhattan	3 0		
									262 N Marist	3 1		
									270 H Iona	3 0		
									275 H DePaul	3 0		
									285 H West Virginia	3 0		
									296 H Wagner	3 0		

LAST 10 DIVISION I GAMES												
200 H Syracuse	3 1		285 H West Virginia	3 0								
85 H Marquette	0 3		21 A Louisville	0 3								
249 A Rutgers	3 0		59 A Cincinnati	1 3								
165 A Villanova	0 3		202 H Robert Morris	3 1								
108 H Pittsburgh	0 3		163 A Fordham	3 0								

Non-Div. I Games

Seton Hall I

Average RPI Win 207 Loss 80				WON-LOST RECORD		WINNING PCT. RANK		LAST 10 GAMES		OPPONENT OPP. STRENGTH SUCCESS OF SCHEDULE		TEAM RPI	ADJ RPI	CONF. RPI	ADJ CONF. RPI		
DIV. I ONLY				12- 17		196		6- 4		64		131	150	135	20	18	
DIV. I NON-CONF				4- 9		247		1- 1		23		48	128	119	20	20	

TOTALS		RPI 1-25		RPI 26-50		W-L RECORDS		RPI 51-100		RPI 101-150		RPI 150+					
12- 17		0- 3		0- 1		OVERALL		1- 6		1- 6		10- 1					
6- 3		0- 0		0- 0		HOME		0- 1		1- 2		5- 0					
3- 9		0- 2		0- 0		AWAY		0- 3		0- 3		3- 1					
3- 5		0- 1		0- 1		NEUTRAL		1- 2		0- 1		2- 0					
4- 9		0- 3		0- 1		NON-CONFERENCE		1- 4		0- 1		3- 0					
1- 0		0- 0		0- 0		HOME		0- 0		0- 0		1- 0					
0- 4		0- 2		0- 0		AWAY		0- 2		0- 0		0- 0					
3- 5		0- 1		0- 1		NEUTRAL		1- 2		0- 1		2- 0					
8- 8		0- 0		0- 0		CONFERENCE		0- 2		1- 5		7- 1					
5- 3		0- 0		0- 0		HOME		0- 1		1- 2		4- 0					
3- 5		0- 0		0- 0		AWAY		0- 1		0- 3		3- 1					
0- 0		0- 0		0- 0		NEUTRAL		0- 0		0- 0		0- 0					
RPI S	Opponent			Score		RPI S	Opponent			Score		RPI S	Opponent			Score	
2 N	UCLA			0 3		34 N	Mi chi gan St.			0 3		55 N	Dayton			0 3	
15 A	Ohio St.			0 3								61 A	Jacksonville St.			0 3	
21 A	Louisvi lle			0 3								61 H	Jacksonville St.			0 3	
												71 A	Western Ky.			0 3	
												78 A	Bel mont			0 3	
												80 N	Ari zona			1 3	
												88 N	Appal achi an St.			3 2	

Non-Div. I Games

Tennessee Tech

Average RPI Win 162 Average RPI Loss 41			WON-LOST RECORD		WINNING PCT. RANK		LAST 10 GAMES		OPPONENT SUCCESS		OPP. STRENGTH OF SCHEDULE		TEAM RPI		ADJ RPI		CONF. RPI		ADJ CONF. RPI		
DIV. I ONLY			10- 19		231		0- 10		59		27		149		136		3		3		
DIV. I NON-CONF			7- 2		51		0- 0		228		131		98		96		1		1		
TOTALS			RPI 1-25		RPI 26-50		W-L RECORDS		RPI 51-100		RPI 101-150		RPI 150+								
10- 19			0- 8		1- 5		OVERALL		2- 5		2- 1		5- 0								
5- 8			0- 4		1- 3		HOME		2- 1		1- 0		1- 0								
1- 11			0- 4		0- 2		AWAY		0- 4		1- 1		0- 0								
4- 0			0- 0		0- 0		NEUTRAL		0- 0		0- 0		4- 0								
7- 2			0- 0		1- 1		NON-CONFERENCE		0- 1		1- 0		5- 0								
2- 1			0- 0		1- 1		HOME		0- 0		0- 0		1- 0								
1- 1			0- 0		0- 0		AWAY		0- 1		1- 0		0- 0								
4- 0			0- 0		0- 0		NEUTRAL		0- 0		0- 0		4- 0								
3- 17			0- 8		0- 4		CONFERENCE		2- 4		1- 1		0- 0								
3- 7			0- 4		0- 2		HOME		2- 1		1- 0		0- 0								
0- 10			0- 4		0- 2		AWAY		0- 3		0- 1		0- 0								
0- 0			0- 0		0- 0		NEUTRAL		0- 0		0- 0		0- 0								
RPI S Opponent			Score		RPI S Opponent			Score		RPI S Opponent			Score		RPI S Opponent			Score			
1 A Nebraska			0 3		32 A Iowa St.			0 3		52 A Texas A&M			0 3		101 A Kansas St.			0 3			
1 H Nebraska			0 3		32 H Iowa St.			0 3		52 H Texas A&M			3 2		101 H Kansas St.			3 1			
9 A Texas			0 3		39 H Arkansas			2 3		57 A Alabama			0 3		139 A Temple			3 1			
9 H Texas			0 3		40 H Brigham Young			3 0		79 A Bayl or			0 3		182 N Miami (Fla.)			3 1			
14 A Oklahoma			0 3		45 A Missouri			0 3		79 H Bayl or			3 0		249 N Rutgers			3 1			
14 H Oklahoma			1 3		45 H Missouri			1 3		100 A Texas Tech			1 3		256 N Alabama A&M			3 0			
23 A Colorado			2 3							100 H Texas Tech			2 3		261 N Maine			3 0			
23 H Colorado			0 3												265 H UMKC			3 0			

Non-Div. I Games

Kansas

Average RPI	W n 207	WON-LOST	WINNING	LAST 10	OPPONENT	OPP.	STRENGTH	TEAM	ADJ	CONF.	ADJ CONF.
Average RPI	Loss111	RECORD	PCT. RANK	GAMES	SUCCESS	OF	SCHEDULE	RPI	RPI	RPI	RPI
DIV. I ONLY		20- 12	94	6- 4	203		179	131	137	15	14
DIV. I NON-CONF		13- 5	75	1- 0	200		209	104	117	13	15
<hr/>											
TOTALS	RPI 1-25		RPI 26-50	W-L RECORDS		RPI 51-100			RPI 101-150	RPI 150+	
20- 12	0- 0		0- 1	OVERALL		0- 6			5- 2	15- 3	
12- 2	0- 0		0- 0	HOME		0- 2			4- 0	8- 0	
5- 7	0- 0		0- 1	AWAY		0- 2			0- 2	5- 2	
3- 3	0- 0		0- 0	NEUTRAL		0- 2			1- 0	2- 1	
13- 5	0- 0		0- 0	NON-CONFERENCE		0- 3			3- 0	10- 2	
7- 0	0- 0		0- 0	HOME		0- 0			2- 0	5- 0	
3- 3	0- 0		0- 0	AWAY		0- 2			0- 0	3- 1	
3- 2	0- 0		0- 0	NEUTRAL		0- 1			1- 0	2- 1	
7- 7	0- 0		0- 1	CONFERENCE		0- 3			2- 2	5- 1	
5- 2	0- 0		0- 0	HOME		0- 2			2- 0	3- 0	
2- 4	0- 0		0- 1	AWAY		0- 0			0- 2	2- 1	
0- 1	0- 0		0- 0	NEUTRAL		0- 1			0- 0	0- 0	
RPI S	Opponent	Score	RPI S	Opponent	Score	RPI S	Opponent	Score	RPI S	Opponent	Score
			50 A St. Louis		0 3	55 H Dayton		0 3	102 H East Tenn. St.		3 0
						63 H Xavier		1 3	121 H East Caro.		3 1
						63 N Xavier		0 3	129 N Tennessee St.		3 2
						64 A Winthrop		1 3	139 A Temple		0 3
						76 N South Carolina		0 3	139 H Temple		3 0
						86 A Clemson		1 3	143 A George Washington		2 3
									143 H George Washington		3 1
									153 A Davidson		1 3
									154 H North Fla.		3 1
									163 A Fordham		2 3
									163 H Fordham		3 0
									175 H Penn		3 1
									207 A Duquesne		3 0
									216 H Buffalo		3 0
									222 A Liberty		3 0
									241 N UNC Asheville		3 2
									244 H Rhode Island		3 0
									252 A N. C. A&T		3 1
									257 H Mercer		3 0
									265 H North Carolina St.		3 0
									269 A La Salle		3 0
									269 H La Salle		3 0
									276 N Western Caro.		2 3
									278 A Samford		3 2
									284 N La.-Monroe		3 0
<hr/>											
LAST 10 DIVISION I GAMES											
			63 N Xavier		0 3	222 A Liberty		3 0			
			269 H La Salle		3 0	163 H Fordham		3 0			
			139 H Temple		3 0	244 H Rhode Island		3 0			
			163 A Fordham		2 3	139 A Temple		0 3			
			143 A George Washington		2 3	269 A La Salle		3 0			

Non-Div. I Games

Charlotte

[illegible]

Non-Di v. I Games

North Carolina

Average RPI	W n 207 Average RPI Loss 94	WON-LOST RECORD	WINNING PCT. RANK	LAST 10 GAMES	OPPONENT SUCCESS	OPP. OF SCHEDULE	STRENGTH	TEAM RPI	ADJ RPI	CONF. RPI	ADJ CONF. RPI
DIV. I ONLY		16- 14	141	6- 4	116		149	134	139	15	14
DIV. I NON-CONF		8- 8	157	1- 1	135		150	148	150	13	15
TOTALS	RPI 1-25		RPI 26-50	W-L RECORDS		RPI 51-100			RPI 101-150	RPI 150+	
16- 14	0- 1		0- 4	OVERALL		0- 3			4- 3	12- 3	
10- 1	0- 0		0- 0	HOME		0- 0			3- 1	7- 0	
4- 9	0- 1		0- 1	AWAY		0- 3			1- 2	3- 2	
2- 4	0- 0		0- 3	NEUTRAL		0- 0			0- 0	2- 1	
8- 8	0- 1		0- 2	NON-CONFERENCE		0- 1			1- 2	7- 2	
5- 1	0- 0		0- 0	HOME		0- 0			1- 1	4- 0	
1- 4	0- 1		0- 0	AWAY		0- 1			0- 1	1- 1	
2- 3	0- 0		0- 2	NEUTRAL		0- 0			0- 0	2- 1	
8- 6	0- 0		0- 2	CONFERENCE		0- 2			3- 1	5- 1	
5- 0	0- 0		0- 0	HOME		0- 0			2- 0	3- 0	
3- 5	0- 0		0- 1	AWAY		0- 2			1- 1	2- 1	
0- 1	0- 0		0- 1	NEUTRAL		0- 0			0- 0	0- 0	
RPI S Opponent	Score	RPI S Opponent	Score	RPI S Opponent	Score	RPI S Opponent	Score	RPI S Opponent	Score		
18 A Utah	0 3	37 N Missouri St.	0 3	55 A Dayton	0 3	120 A Albany (N.Y.)	2 3				
		47 N Middle Tenn.	0 3	63 A Xavier	1 3	136 H Kansas	1 3				
		50 A St. Louis	1 3	91 A Delaware	0 3	137 A Charlotte	0 3				
		50 N St. Louis	1 3			137 H Charlotte	3 0				
						141 H Cleveland St.	3 2				
						143 A George Washington	3 0				
						143 H George Washington	3 1				
						159 A Army	3 2				
						163 A Fordham	0 3				
						163 H Fordham	3 1				
						165 A Villanova	0 3				
						168 H Bucknell	3 0				
						189 N Utah St.	0 3				
						200 N Syracuse	3 2				
						207 A Duquesne	3 0				
						244 H Rhode Island	3 0				
						249 H Rutgers	3 0				
						261 H Maine	3 1				
						269 A La Salle	3 0				
						269 H La Salle	3 0				
						270 H Iona	3 0				
						291 N Lehigh	3 0				
LAST 10 DIVISION I GAMES											
		50 N St. Louis	1 3	163A Fordham	0 3						
		143 A George Washington	3 0	269H La Salle	3 0						
		137 A Charlotte	0 3	159A Army	3 2						
		269 A La Salle	3 0	137H Charlotte	3 0						
		165 A Villanova	0 3	143H George Washington	3 1						

Non-Div. I Games

Temple

Average RPI	W n 210	WON-LOST	WINNING	LAST 10	OPPONENT	OPP.	STRENGTH	TEAM	ADJ	CONF.	ADJ CONF.
Average RPI	Loss115	RECORD	PCT. RANK	GAMES	SUCCESS	OF	SCHEDULE	RPI	RPI	RPI	RPI
DIV. I ONLY		20- 9	67	8- 2	247		153	123	140	17	17
DIV. I NON-CONF		9- 3	60	1- 0	293		191	156	156	16	16
TOTALS	RPI 1-25		RPI 26-50	W-L RECORDS		RPI 51-100			RPI 101-150		RPI 150+
20- 9	0- 0		0- 3	OVERALL		2- 2			0- 0		18- 4
8- 3	0- 0		0- 1	HOME		1- 0			0- 0		7- 2
9- 6	0- 0		0- 2	AWAY		1- 2			0- 0		8- 2
3- 0	0- 0		0- 0	NEUTRAL		0- 0			0- 0		3- 0
9- 3	0- 0		0- 0	NON-CONFERENCE		0- 1			0- 0		9- 2
2- 1	0- 0		0- 0	HOME		0- 0			0- 0		2- 1
4- 2	0- 0		0- 0	AWAY		0- 1			0- 0		4- 1
3- 0	0- 0		0- 0	NEUTRAL		0- 0			0- 0		3- 0
11- 6	0- 0		0- 3	CONFERENCE		2- 1			0- 0		9- 2
6- 2	0- 0		0- 1	HOME		1- 0			0- 0		5- 1
5- 4	0- 0		0- 2	AWAY		1- 1			0- 0		4- 1
0- 0	0- 0		0- 0	NEUTRAL		0- 0			0- 0		0- 0
RPI S	Opponent	Score	RPI S	Opponent	Score	RPI S	Opponent	Score	RPI S	Opponent	Score
			41 A	Sacramento St.	0 3	54 A	W i c h i t a St.	0 3	151 H	Idaho	3 1
			41 A	Sacramento St.	1 3	74 A	Portl and St.	1 3	160 A	Gonzaga	2 3
			41 H	Sacramento St.	2 3	74 A	Portl and St.	3 0	167 N	UTSA	3 1
						74 H	Portl and St.	3 1	176 A	Northern Col o.	3 1
									176 H	Northern Col o.	1 3
									200 N	Syracuse	3 0
									205 A	Montana	3 0
									205 H	Montana	3 0
									206 A	Weber St.	3 0
									206 H	Weber St.	3 1
									206 H	Weber St.	3 1
									219 A	Idaho St.	1 3
									219 H	Idaho St.	3 1
									225 A	Northern Ari z.	3 1
									225 H	Northern Ari z.	0 3
									239 A	Montana St.	3 1
									239 H	Montana St.	3 0
									259 A	Manhattan	3 0
									274 N	Loui si ana Tech	3 0
									287 A	St. Peter's	3 0
									294 A	Rider	3 0
									303 H	St. Franci s (N.Y.)	3 0
LAST 10 DIVISION I GAMES											
			41 A	Sacramento St.	1 3	225 A	Northern Ari z.	3 1			
			74 A	Portl and St.	3 0	176 A	Northern Col o.	3 1			
			206 H	Weber St.	3 1	41 H	Sacramento St.	2 3			
			205 H	Montana	3 0	219 H	Idaho St.	3 1			
			239 H	Montana St.	3 0	74 H	Portl and St.	3 1			

Non-Di v. I Games

Eastern Wash.

Average RPI	W n 213	WON-LOST	WINNING	LAST 10	OPPONENT	OPP.	STRENGTH	TEAM	ADJ	CONF.	ADJ	CONF.
Average RPI	Loss135	RECORD	PCT. RANK	GAMES	SUCCESS	OF	SCHEDULE	RPI	RPI	RPI	RPI	RPI
DIV. I ONLY		19- 9	74	6- 4	233		196	124	141	19		20
DIV. I NON-CONF		10- 2	33	0- 0	212		211	86	86	18		19
TOTALS	RPI 1-25		RPI 26-50	W-L RECORDS		RPI 51-100			RPI 101-150		RPI 150+	
19- 9	0- 0		0- 2	OVERALL		1- 1			1- 1		17- 5	
5- 3	0- 0		0- 1	HOME		0- 0			0- 0		5- 2	
7- 5	0- 0		0- 1	AWAY		0- 1			0- 1		7- 2	
7- 1	0- 0		0- 0	NEUTRAL		1- 0			1- 0		5- 1	
10- 2	0- 0		0- 0	NON-CONFERENCE		1- 1			1- 1		8- 0	
1- 0	0- 0		0- 0	HOME		0- 0			0- 0		1- 0	
3- 2	0- 0		0- 0	AWAY		0- 1			0- 1		3- 0	
6- 0	0- 0		0- 0	NEUTRAL		1- 0			1- 0		4- 0	
9- 7	0- 0		0- 2	CONFERENCE		0- 0			0- 0		9- 5	
4- 3	0- 0		0- 1	HOME		0- 0			0- 0		4- 2	
4- 3	0- 0		0- 1	AWAY		0- 0			0- 0		4- 2	
1- 1	0- 0		0- 0	NEUTRAL		0- 0			0- 0		1- 1	
RPI S Opponent	Score	RPI S Opponent	Score	RPI S Opponent	Score	RPI S Opponent	Score	RPI S Opponent	Score	RPI S Opponent	Score	
		38 A Wi s. -Mi lwaukee	0 3	65 A Bowling Green	1 3	102 N East Tenn. St.	3 2	139 A Temple	2 3			
		38 H Wi s. -Mi lwaukee	1 3	65 N Bowling Green	3 2	164 N UNC Greensboro	3 0	172 A Toledo	3 0			
						177 A Wi s. -Green Bay	3 0	177 H Wi s. -Green Bay	3 0			
						179 A Ill. -Chi cago	3 1	179 H Ill. -Chi cago	1 3			
						179 N Ill. -Chi cago	2 3	188 A Loyol a (Ill.)	2 3			
						188 H Loyol a (Ill.)	3 0	188 N Loyol a (Ill.)	3 0			
						195 A Wright St.	0 3	195 H Wright St.	2 3			
						202 H Robert Morris	3 0	241 A UNC Asheville	3 0			
						248 A Youngstown St.	3 0	248 H Youngstown St.	3 0			
						270 N Iona	3 0	272 A Butler	3 0			
						272 H Butler	3 0	277 N Indiana St.	3 0			
						291 N Lehigh	3 0	307 A Oakland	3 0			
		LAST 10 DIVISION I GAMES										
		179 N Ill. -Chi cago	2 3	188A Loyol a (Ill.)	2 3							
		188 N Loyol a (Ill.)	3 0	179A Ill. -Chi cago	3 1							
		248 H Youngstown St.	3 0	177H Wi s. -Green Bay	3 0							
		272 H Butler	3 0	38 H Wi s. -Mi lwaukee	1 3							
		195 H Wright St.	2 3	248A Youngstown St.	3 0							

Non-Di v. I Games

Cleveland St.

Average RPI	W n 157	WON-LOST	WINNING	LAST 10	OPPONENT	OPP.	STRENGTH	TEAM	ADJ	CONF.	ADJ	CONF.		
Average RPI	Loss 93	RECORD	PCT. RANK	GAMES	SUCCESS	OF	SCHEDULE	RPI	RPI	RPI	RPI	RPI		
DIV. I ONLY		14- 17	174	3- 7	67		89	139	142	8	8			
DIV. I NON-CONF		4- 5	189	0- 0	22		82	91	93	8	7			
<hr/>														
TOTALS		RPI 1-25	RPI 26-50		W-L RECORDS		RPI 51-100		RPI 101-150		RPI 150+			
14- 17		0- 1	0- 3		OVERALL		1- 5		6- 4		7- 4			
9- 5		0- 0	0- 1		HOME		1- 2		4- 1		4- 1			
3- 10		0- 0	0- 2		AWAY		0- 3		1- 3		2- 2			
2- 2		0- 1	0- 0		NEUTRAL		0- 0		1- 0		1- 1			
4- 5		0- 1	0- 1		NON-CONFERENCE		0- 2		2- 0		2- 1			
2- 1		0- 0	0- 0		HOME		0- 1		1- 0		1- 0			
0- 2		0- 0	0- 1		AWAY		0- 1		0- 0		0- 0			
2- 2		0- 1	0- 0		NEUTRAL		0- 0		1- 0		1- 1			
10- 12		0- 0	0- 2		CONFERENCE		1- 3		4- 4		5- 3			
7- 4		0- 0	0- 1		HOME		1- 1		3- 1		3- 1			
3- 8		0- 0	0- 1		AWAY		0- 2		1- 3		2- 2			
0- 0		0- 0	0- 0		NEUTRAL		0- 0		0- 0		0- 0			
RPI S	Opponent	Score	RPI S	Opponent	Score	RPI S	Opponent	Score	RPI S	Opponent	Score			
11 N	LSU	0 3	27 A	Duke	0 3	55 A	Dayton	0 3	104 A	Florida St.	0 3			
			27 H	Duke	0 3	64 H	Winthrop	2 3	104 H	Florida St.	0 3			
			30 A	Colorado St.	0 3	69 A	Virginia	1 3	107 N	James Madison	3 0			
						69 H	Virginia	3 0	110 A	Georgia Tech	1 3			
						86 A	Clemson	0 3	110 H	Georgia Tech	3 0			
						86 H	Clemson	1 3	127 A	Virginia Tech	2 3			
									127 H	Virginia Tech	3 2			
									138 A	North Carolina	3 1			
									138 H	North Carolina	3 2			
									143 H	George Washington	3 2			
									153 H	Davidson	3 2			
									155 N	Indiana	2 3			
									158 A	Maryland	3 1			
									158 H	Maryland	3 2			
									169 A	Boston College	2 3			
									169 H	Boston College	3 1			
									182 A	Miami (Fla.)	1 3			
									182 H	Miami (Fla.)	1 3			
									193 N	Fla. Atlantic	3 0			
									265 A	North Carolina St.	3 0			
									265 H	North Carolina St.	3 0			
<hr/>														
LAST 10 DIVISION I GAMES														
182 H Miami (Fla.)						1	3	169A Boston College					2	3
104 H Florida St.						0	3	27 A Duke					0	3
127 A Virginia Tech						2	3	265H North Carolina St.					3	0
69 A Virginia						1	3	138H North Carolina					3	2
158 A Maryland						3	1	110A Georgia Tech					1	3

Non-Div. I Games

Wake Forest

Average RPI	W n 222	WON-LOST	WINNING	LAST 10	OPPONENT	OPP.	STRENGTH	TEAM	ADJ	CONF.	ADJ CONF.
Average RPI	Loss110	RECORD	PCT. RANK	GAMES	SUCCESS	OF	SCHEDULE	RPI	RPI	RPI	RPI
DIV. I ONLY		14- 12	139	6- 4	138		206	144	143	15	14
DIV. I NON-CONF		8- 5	113	1- 0	125		237	116	121	13	15
TOTALS	RPI 1-25		RPI 26-50	W-L RECORDS		RPI 51-100			RPI 101-150		RPI 150+
14- 12	0- 0		0- 1	OVERALL		1- 4			1- 5		12- 2
8- 3	0- 0		0- 0	HOME		1- 2			1- 1		6- 0
3- 6	0- 0		0- 1	AWAY		0- 0			0- 4		3- 1
3- 3	0- 0		0- 0	NEUTRAL		0- 2			0- 0		3- 1
8- 5	0- 0		0- 0	NON-CONFERENCE		1- 2			0- 2		7- 1
5- 0	0- 0		0- 0	HOME		1- 0			0- 0		4- 0
1- 2	0- 0		0- 0	AWAY		0- 0			0- 2		1- 0
2- 3	0- 0		0- 0	NEUTRAL		0- 2			0- 0		2- 1
6- 7	0- 0		0- 1	CONFERENCE		0- 2			1- 3		5- 1
3- 3	0- 0		0- 0	HOME		0- 2			1- 1		2- 0
2- 4	0- 0		0- 1	AWAY		0- 0			0- 2		2- 1
1- 0	0- 0		0- 0	NEUTRAL		0- 0			0- 0		1- 0
RPI S	Opponent	Score	RPI S	Opponent	Score	RPI S	Opponent	Score	RPI S	Opponent	Score
			50 A St. Louis		0 3	55 H Dayton		0 3	127 A Virginia Tech		0 3
						63 H Xavier		1 3	137 A Charlotte		1 3
						64 N Winthrop		0 3	137 H Charlotte		3 2
						72 H American		3 1	139 A Temple		1 3
						88 N Appalachian St.		0 3	139 H Temple		0 3
									142 A Wake Forest		2 3
									153 N Davidson		0 3
									163 A Fordham		1 3
									163 N Fordham		3 1
									204 N Georgetown		3 1
									207 A Duquesne		3 2
									218 H George Mason		3 1
									222 N Liberty		3 0
									244 H Rhode Island		3 1
									251 A Md. -East. Shore		3 0
									260 H Fairleigh Dickinson		3 0
									269 A La Salle		3 0
									269 H La Salle		3 0
									293 H Loyola (Md.)		3 1
									302 H Coppin St.		3 0
LAST 10 DIVISION I GAMES											
			139 H Temple		0 3	244 H Rhode Island		3 1			
			269 H La Salle		3 0	163 N Fordham		3 1			
			163 A Fordham		1 3	269 A La Salle		3 0			
			137 H Charlotte		3 2	139 A Temple		1 3			
			251 A Md. -East. Shore		3 0	137 A Charlotte		1 3			

Non-Div. I Games

George Washington

Average RPI	W n 207	WON-LOST	WINNING	LAST 10	OPPONENT	OPP.	STRENGTH	TEAM	ADJ	CONF.	ADJ	CONF.
Average RPI	Loss89	RECORD	PCT. RANK	GAMES	SUCCESS	OF	SCHEDULE	RPI	RPI	RPI	RPI	RPI
DIV. I ONLY		13- 19	204	3- 7	42		151	142	144	14		15
DIV. I NON-CONF		4- 11	264	0- 2	31		136	163	157	15		12
TOTALS	RPI 1-25		RPI 26-50	W-L RECORDS		RPI 51-100			RPI 101-150		RPI 150+	
13- 19	0- 3		0- 2	OVERALL		1- 7			1- 3		11- 4	
5- 8	0- 1		0- 0	HOME		1- 4			0- 0		4- 3	
6- 6	0- 2		0- 2	AWAY		0- 1			1- 1		5- 0	
2- 5	0- 0		0- 0	NEUTRAL		0- 2			0- 2		2- 1	
4- 11	0- 1		0- 2	NON-CONFERENCE		1- 4			0- 2		3- 2	
2- 3	0- 0		0- 0	HOME		1- 2			0- 0		1- 1	
0- 4	0- 1		0- 2	AWAY		0- 0			0- 1		0- 0	
2- 4	0- 0		0- 0	NEUTRAL		0- 2			0- 1		2- 1	
9- 8	0- 2		0- 0	CONFERENCE		0- 3			1- 1		8- 2	
3- 5	0- 1		0- 0	HOME		0- 2			0- 0		3- 2	
6- 2	0- 1		0- 0	AWAY		0- 1			1- 0		5- 0	
0- 1	0- 0		0- 0	NEUTRAL		0- 0			0- 1		0- 0	
RPI S Opponent	Score	RPI S Opponent	Score	RPI S Opponent	Score	RPI S Opponent	Score	RPI S Opponent	Score			
3 A Penn St.	0 3	44 A Tennessee	1 3	58 N Creighton	1 3	115 A Marshall	1 3					
22 A Ohio	1 3	47 A Middle Tenn.	0 3	65 A Bowling Green	1 3	129 N Tennessee St.	2 3					
22 H Ohio	0 3			65 H Bowling Green	0 3	130 A Western Mich.	3 1					
				69 N Virginia	0 3	130 N Western Mich.	1 3					
				71 H Western Ky.	2 3	156 A Eastern Mich.	3 0					
				75 H Fairfield	1 3	157 H Valparaiso	1 3					
				78 H Belmont	3 0	169 H Boston College	3 2					
				92 H Northern Ill.	2 3	171 H Ball St.	2 3					
						172 H Toledo	0 3					
						179 N Ill.-Chicago	2 3					
						187 A Central Mich.	3 0					
						216 A Buffalo	3 0					
						216 H Buffalo	3 0					
						221 A Kent St.	3 0					
						221 H Kent St.	3 1					
						255 A Akron	3 0					
						255 H Akron	3 0					
						291 N Lehigh	3 0					
						292 N Centenary (La.)	3 0					
LAST 10 DIVISION I GAMES												
157 H Valparaiso	1 3	92 H Northern Ill.	2 3									
75 H Fairfield	1 3	65 H Bowling Green	0 3									
130 N Western Mich.	1 3	22 H Ohio	0 3									
221 A Kent St.	3 0	221 H Kent St.	3 1									
22 A Ohio	1 3	216 A Buffalo	3 0									

Non-Div. I Games

Miami (Ohio)

Average RPI Win 143 Average RPI Loss 42				WON-LOST RECORD		WINNING PCT. RANK		LAST 10 GAMES		OPPONENT SUCCESS		OPP. STRENGTH OF SCHEDULE		TEAM RPI		ADJ RPI		CONF. RPI		ADJ CONF. RPI			
DIV. I ONLY				3- 24		305		0- 10		4		11		157		145		1		2			
DIV. I NON-CONF				3- 6		228		0- 0		24		39		115		110		3		2			
TOTALS				RPI 1-25		RPI 26-50		W-L RECORDS		RPI 51-100		RPI 101-150		RPI 150+									
3- 24				0- 13		0- 4		OVERALL		1- 5		1- 1		1- 1									
2- 9				0- 5		0- 2		HOME		0- 2		1- 0		1- 0									
0- 12				0- 6		0- 2		AWAY		0- 3		0- 0		0- 1									
1- 3				0- 2		0- 0		NEUTRAL		1- 0		0- 1		0- 0									
3- 6				0- 3		0- 0		NON-CONFERENCE		1- 1		1- 1		1- 1									
2- 0				0- 0		0- 0		HOME		0- 0		1- 0		1- 0									
0- 3				0- 1		0- 0		AWAY		0- 1		0- 0		0- 1									
1- 3				0- 2		0- 0		NEUTRAL		1- 0		0- 1		0- 0									
0- 18				0- 10		0- 4		CONFERENCE		0- 4		0- 0		0- 0									
0- 9				0- 5		0- 2		HOME		0- 2		0- 0		0- 0									
0- 9				0- 5		0- 2		AWAY		0- 2		0- 0		0- 0									
0- 0				0- 0		0- 0		NEUTRAL		0- 0		0- 0		0- 0									
RPI S	Opponent			Score		RPI S	Opponent			Score		RPI S	Opponent			Score		RPI S	Opponent			Score	
2 A	UCLA			0 3		36 A	Ari zona St.			1 3		60 A	UNLV			1 3		119 N	South Dakota St.			2 3	
2 H	UCLA			0 3		36 H	Ari zona St.			0 3		80 A	Ari zona			0 3		125 H	San Diego St.			3 1	
5 A	Stanford			0 3		42 A	Oregon			1 3		80 H	Ari zona			0 3		188 A	Loyol a (Ill.)			2 3	
5 H	Stanford			0 3		42 H	Oregon			0 3		82 N	Oral Roberts			3 1		223 H	Fresno St.			3 0	
7 A	Wi sconsi n			0 3								95 A	Washi ngton St.			2 3							
8 A	Southern Cal i forni a			0 3								95 H	Washi ngton St.			0 3							
8 H	Southern Cal i forni a			0 3																			
10 A	Washi ngton			0 3																			
10 H	Washi ngton			0 3																			
14 N	Okl ahoma			0 3																			
17 N	Cal Poly			1 3																			
19 A	Cal i forni a			0 3																			
19 H	Cal i forni a			0 3																			
						LAST 10 DIVISION I GAMES																	
						8 A Southern Cal i forni a 0 3						36 A Ari zona St. 1 3											
						2 A UCLA 0 3						95 H Washi ngton St. 0 3											
						5 H Stanford 0 3						10 H Washi ngton 0 3											
						19 H Cal i forni a 0 3						42 H Oregon 0 3											
						80 A Ari zona 0 3						19 A Cal i forni a 0 3											

Non-Div. I Games

Oregon St.

Average RPI			W n 188	WON-LOST		WI NNING		LAST 10		OPPONENT OPP. STRENGTH		TEAM	ADJ	CONF.	ADJ CONF.								
Average RPI			Loss111	RECORD		PCT.	RANK	GAMES		SUCCESS		OF SCHEDULE	RPI	RPI	RPI	RPI							
DIV. I ONLY				17- 15		143		5- 5		121		147	137	146	9	9							
DIV. I NON-CONF				9- 5		105		0- 0		150		201	107	120	12	13							
TOTALS			RPI	1-25		RPI		26-50		W-L RECORDS		RPI		51-100		RPI		101-150		RPI		150+	
17- 15			0- 0				0- 1		OVERALL				1- 7				5- 3				11- 4		
9- 6			0- 0				0- 1		HOME				0- 2				3- 2				6- 1		
4- 7			0- 0				0- 0		AWAY				1- 4				1- 0				2- 3		
4- 2			0- 0				0- 0		NEUTRAL				0- 1				1- 1				3- 0		
9- 5			0- 0				0- 1		NON-CONFERENCE				0- 1				3- 1				6- 2		
6- 1			0- 0				0- 1		HOME				0- 0				2- 0				4- 0		
0- 3			0- 0				0- 0		AWAY				0- 1				0- 0				0- 2		
3- 1			0- 0				0- 0		NEUTRAL				0- 0				1- 1				2- 0		
8- 10			0- 0				0- 0		CONFERENCE				1- 6				2- 2				5- 2		
3- 5			0- 0				0- 0		HOME				0- 2				1- 2				2- 1		
4- 4			0- 0				0- 0		AWAY				1- 3				1- 0				2- 1		
1- 1			0- 0				0- 0		NEUTRAL				0- 1				0- 0				1- 0		
RPI S	Opponent			Score		RPI S	Opponent			Score		RPI S	Opponent			Score		RPI S	Opponent			Score	
						43 H	Stephen F. Austin			2	3	67 A	Loyol a Marymount			0	3	106 H	Texas-Arlington			3	1
												73 A	Tul sa			0	3	115 H	Marshall I			0	3
												73 H	Tul sa			0	3	118 N	UC I rvi ne			2	3
												73 N	Tul sa			0	3	121 H	East Caro.			1	3
												83 A	Memphi s			1	3	131 A	Houston			3	2
												89 A	UAB			3	0	131 H	Houston			3	0
												94 A	Tul ane			0	3	148 N	Nevada			3	2
												94 H	Tul ane			1	3	149 H	Auburn			3	2
																		155 A	Indi ana			0	3
																		167 A	UTSA			0	3
																		172 H	Tol edo			3	2
																		185 A	Ri ce			1	3
																		185 H	Ri ce			3	2
																		198 H	Southern Mi ss.			0	3
																		198 N	Southern Mi ss.			3	2
																		211 A	UTEP			3	2
																		211 H	UTEP			3	1
																		213 H	Pra i ri e Vi ew			3	0
																		220 A	UCF			3	2
																		233 N	Chattanooga			3	0
																		257 N	Mercer			3	0
																		258 H	Grambl ing			3	0
																		284 H	La. -Monroe			3	0
LAST 10 DIVISION I GAMES																							
						73 N	Tul sa			0	3	131 A	Houston			3	2						
						198 N	Southern Mi ss.			3	2	185 A	Ri ce			1	3						
						185 H	Ri ce			3	2	94 H	Tul ane			1	3						
						131 H	Houston			3	0	211 H	UTEP			3	1						
						73 A	Tul sa			0	3	83 A	Memphi s			1	3						

Non-Di v. I Games

SMU

Average RPI	W n 245	WON-LOST	WINNING	LAST 10	OPPONENT	OPP.	STRENGTH	TEAM	ADJ	CONF.	ADJ	CONF.
Average RPI	Loss120	RECORD	PCT. RANK	GAMES	SUCCESS	OF	SCHEDULE	RPI	RPI	RPI	RPI	RPI
DIV. I ONLY		22- 12	84	9- 1	211		246	138	147	27	28	
DIV. I NON-CONF		4- 9	247	0- 0	127		81	206	209	29	28	

TOTALS	RPI 1-25		RPI 26-50		W-L RECORDS		RPI 51-100			RPI 101-150		RPI 150+
22- 12	0- 0		0- 1		OVERALL		1- 6			0- 1		21- 4
9- 2	0- 0		0- 0		HOME		0- 1			0- 0		9- 1
8- 5	0- 0		0- 0		AWAY		0- 2			0- 1		8- 2
5- 5	0- 0		0- 1		NEUTRAL		1- 3			0- 0		4- 1
4- 9	0- 0		0- 1		NON-CONFERENCE		0- 4			0- 1		4- 3
1- 1	0- 0		0- 0		HOME		0- 0			0- 0		1- 1
2- 3	0- 0		0- 0		AWAY		0- 1			0- 1		2- 1
1- 5	0- 0		0- 1		NEUTRAL		0- 3			0- 0		1- 1
18- 3	0- 0		0- 0		CONFERENCE		1- 2			0- 0		17- 1
8- 1	0- 0		0- 0		HOME		0- 1			0- 0		8- 0
6- 2	0- 0		0- 0		AWAY		0- 1			0- 0		6- 1
4- 0	0- 0		0- 0		NEUTRAL		1- 0			0- 0		3- 0
RPI S	Opponent	Score	RPI S	Opponent	Score	RPI S	Opponent	Score	RPI S	Opponent	Score	
			49 N	Kentucky	0 3	55 N	Princeton	1 3	120 A	Albany (N. Y.)	1 3	
						66 N	San Francisco	0 3	166 A	Canisius	3 2	
						68 N	Yale	0 3	166 H	Canisius	3 0	
						75 A	Fairfield	0 3	166 N	Canisius	3 0	
						75 H	Fairfield	1 3	176 N	Northern Colo.	0 3	
						75 N	Fairfield	3 2	200 A	Syracuse	0 3	
						80 A	Arizona	0 3	200 H	Syracuse	2 3	
									208 H	Binghamton	3 2	
									210 N	New Hampshire	3 1	
									215 A	Stony Brook	3 0	
									224 A	Colgate	3 1	
									259 A	Manhattan	3 0	
									259 H	Manhattan	3 0	
									262 A	Marist	3 0	
									262 H	Marist	3 0	
									270 A	Iona	2 3	
									270 H	Iona	3 0	
									287 A	St. Peter's	3 0	
									287 H	St. Peter's	3 0	
									287 N	St. Peter's	3 0	
									293 H	Loyola (Md.)	3 0	
									293 N	Loyola (Md.)	3 0	
									294 A	Rider	3 0	
									294 H	Rider	3 0	
									306 A	Niagara	3 0	
									306 H	Niagara	3 0	

LAST 10 DIVISION I GAMES												
			75 N	Fairfield	3 2	166 A	Canisius	3 2				
			166 N	Canisius	3 0	306 A	Niagara	3 0				
			287 N	St. Peter's	3 0	75 A	Fairfield	0 3				
			270 H	Iona	3 0	287 A	St. Peter's	3 0				
			262 H	Marist	3 0	293 H	Loyola (Md.)	3 0				

Non-Div. I Games

Si ena

Average RPI	W n 193	WON-LOST	WINNING	LAST 10	OPPONENT	OPP.	STRENGTH	TEAM	ADJ	CONF.	ADJ	CONF.
Average RPI	Loss 89	RECORD	PCT. RANK	GAMES	SUCCESS	OF	SCHEDULE	RPI	RPI	RPI	RPI	RPI
DIV. I ONLY		15- 15	153	3- 7	161		93	151	148	11	10	
DIV. I NON-CONF		6- 7	178	0- 1	159		86	166	155	9	9	

TOTALS	RPI 1-25		RPI 26-50	W-L RECORDS		RPI 51-100			RPI 101-150		RPI 150+	
15- 15	0- 2		1- 3	OVERALL		0- 3			1- 4		13- 3	
11- 3	0- 1		1- 1	HOME		0- 0			1- 1		9- 0	
3- 9	0- 1		0- 2	AWAY		0- 2			0- 1		3- 3	
1- 3	0- 0		0- 0	NEUTRAL		0- 1			0- 2		1- 0	
6- 7	0- 0		0- 2	NON-CONFERENCE		0- 3			0- 2		6- 0	
4- 1	0- 0		0- 1	HOME		0- 0			0- 0		4- 0	
1- 3	0- 0		0- 1	AWAY		0- 2			0- 0		1- 0	
1- 3	0- 0		0- 0	NEUTRAL		0- 1			0- 2		1- 0	
9- 8	0- 2		1- 1	CONFERENCE		0- 0			1- 2		7- 3	
7- 2	0- 1		1- 0	HOME		0- 0			1- 1		5- 0	
2- 6	0- 1		0- 1	AWAY		0- 0			0- 1		2- 3	
0- 0	0- 0		0- 0	NEUTRAL		0- 0			0- 0		0- 0	
RPI S Opponent	Score		RPI S Opponent	Score		RPI S Opponent	Score		RPI S Opponent	Score		
12 A Hawai i	0 3		29 A New Mexico St.	0 3		58 N Creighton	0 3		113 A San Jose St.	0 3		
12 H Hawai i	0 3		29 H New Mexico St.	3 2		60 A UNLV	0 3		113 H San Jose St.	3 1		
			40 A Brigham Young	0 3		67 A Loyol a Marymount	0 3		113 H San Jose St.	1 3		
			41 H Sacramento St.	1 3					118 N UC I rvi ne	1 3		
									146 N SMU	2 3		
									151 A Idaho	0 3		
									151 H Idaho	3 2		
									170 H Portl and	3 0		
									181 A Boise St.	1 3		
									181 H Boise St.	3 2		
									183 H Paci fi c	3 0		
									189 A Utah St.	2 3		
									189 H Utah St.	3 0		
									193 N Fla. Atlanti c	3 0		
									205 H Montana	3 1		
									223 A Fresno St.	3 2		
									223 H Fresno St.	3 2		
									239 A Montana St.	3 1		
									253 H Tex. -Pan Ameri can	3 0		
									274 A Loui si ana Tech	3 1		
									274 H Loui si ana Tech	3 0		

LAST 10 DIVISION I GAMES												
			113 H San Jose St.	1 3		223 H Fresno St.	3 2					
			181 A Boi se St.	1 3		12 H Hawai i	0 3					
			151 A Idaho	0 3		274 A Loui si ana Tech	3 1					
			189 A Utah St.	2 3		29 A New Mexi co St.	0 3					
			40 A Bri gham Young	0 3		151 H Idaho	3 2					

Non-Di v. I Games

Nevada

Average RPI	W n 184	WON-LOST	WINNING	LAST 10	OPPONENT	OPP.	STRENGTH	TEAM	ADJ	CONF.	ADJ	CONF.
Average RPI	Loss 55	RECORD	PCT. RANK	GAMES	SUCCESS	OF	SCHEDULE	RPI	RPI	RPI	RPI	RPI
DIV. I ONLY		13- 18	192	1- 9	133		46	161	149	4		4
DIV. I NON-CONF		8- 3	72	0- 0	300		183	172	164	4		4
TOTALS	RPI 1-25		RPI 26-50	W-L RECORDS		RPI 51-100			RPI 101-150		RPI 150+	
13- 18	0- 5		2- 5	OVERALL		2- 6			1- 1		8- 1	
6- 8	0- 3		2- 2	HOME		2- 2			1- 0		1- 1	
3- 10	0- 2		0- 3	AWAY		0- 4			0- 1		3- 0	
4- 0	0- 0		0- 0	NEUTRAL		0- 0			0- 0		4- 0	
8- 3	0- 1		0- 1	NON-CONFERENCE		0- 0			1- 1		7- 0	
2- 2	0- 1		0- 1	HOME		0- 0			1- 0		1- 0	
2- 1	0- 0		0- 0	AWAY		0- 0			0- 1		2- 0	
4- 0	0- 0		0- 0	NEUTRAL		0- 0			0- 0		4- 0	
5- 15	0- 4		2- 4	CONFERENCE		2- 6			0- 0		1- 1	
4- 6	0- 2		2- 1	HOME		2- 2			0- 0		0- 1	
1- 9	0- 2		0- 3	AWAY		0- 4			0- 0		1- 0	
0- 0	0- 0		0- 0	NEUTRAL		0- 0			0- 0		0- 0	
RPI S Opponent	Score		RPI S Opponent	Score		RPI S Opponent	Score		RPI S Opponent	Score		
6 A Florida	0 3		36 H Arizona St.	1 3		53 A Mississippi	1 3		127 H Virginia Tech	3 2		
6 H Florida	1 3		39 A Arkansas	1 3		53 H Mississippi	2 3		146 A SMU	2 3		
11 A LSU	2 3		39 H Arkansas	3 2		57 A Alabama	1 3		162 A Georgia	3 2		
11 H LSU	0 3		44 A Tennessee	1 3		57 H Alabama	3 0		162 H Georgia	1 3		
16 H Purdue	0 3		44 H Tennessee	1 3		76 A South Carolina	2 3		180 H Georgia St.	3 0		
			49 A Kentucky	2 3		76 H South Carolina	2 3		213 N Prairie View	3 0		
			49 H Kentucky	3 2		99 A Mississippi St.	0 3		278 N Samford	3 1		
						99 H Mississippi St.	3 2		283 A South Ala.	3 0		
									284 N La.-Monroe	3 0		
									308 A Kennesaw St.	3 0		
									314 N Southeastern La.	3 0		
LAST 10 DIVISION I GAMES												
44 A Tennessee	1 3		39 A Arkansas	1 3		57 A Alabama	1 3					
49 A Kentucky	2 3		57 A Alabama	1 3		6 H Florida	1 3					
53 H Mississippi	2 3		6 H Florida	1 3		76 H South Carolina	2 3					
99 H Mississippi St.	3 2		76 H South Carolina	2 3		162H Georgia	1 3					
11 A LSU	2 3		162H Georgia	1 3								

Non-Div. I Games

Auburn

Average RPI	W n 182	WON-LOST	WINNING	LAST 10	OPPONENT	OPP.	STRENGTH	TEAM	ADJ	CONF.	ADJ	CONF.
Average RPI	Loss82	RECORD	PCT. RANK	GAMES	SUCCESS	OF	SCHEDULE	RPI	RPI	RPI	RPI	RPI
DIV. I ONLY		17- 12	117	4- 6	236		75	145	150	7	7	
DIV. I NON-CONF		11- 4	69	0- 2	271		111	136	141	6	6	
TOTALS	RPI 1-25		RPI 26-50	W-L RECORDS		RPI 51-100			RPI 101-150		RPI 150+	
17- 12	0- 3		0- 2	OVERALL		2- 4			2- 1		13- 2	
10- 4	0- 1		0- 1	HOME		2- 1			2- 0		6- 1	
3- 8	0- 2		0- 1	AWAY		0- 3			0- 1		3- 1	
4- 0	0- 0		0- 0	NEUTRAL		0- 0			0- 0		4- 0	
11- 4	0- 1		0- 0	NON-CONFERENCE		1- 1			1- 0		9- 2	
6- 1	0- 0		0- 0	HOME		1- 0			1- 0		4- 1	
1- 3	0- 1		0- 0	AWAY		0- 1			0- 0		1- 1	
4- 0	0- 0		0- 0	NEUTRAL		0- 0			0- 0		4- 0	
6- 8	0- 2		0- 2	CONFERENCE		1- 3			1- 1		4- 0	
4- 3	0- 1		0- 1	HOME		1- 1			1- 0		2- 0	
2- 5	0- 1		0- 1	AWAY		0- 2			0- 1		2- 0	
0- 0	0- 0		0- 0	NEUTRAL		0- 0			0- 0		0- 0	
RPI S Opponent	Score		RPI S Opponent	Score		RPI S Opponent	Score		RPI S Opponent	Score		
13 A San Di ego	0 3		26 A Long Beach St.	0 3		51 A UC Santa Barb.	0 3		118 A UC Irvine	0 3		
17 A Cal Poly	0 3		26 H Long Beach St.	0 3		51 H UC Santa Barb.	3 2		118 H UC Irvine	3 0		
17 H Cal Poly	1 3					67 A Loyola Marymount	0 3		125 H San Di ego St.	3 1		
						87 H Col. of Charleston	3 1		165 N Villanova	3 2		
						96 A Cal St.	1 3		174 A New Mexi co	3 0		
						Northridge			175 H Penn	3 1		
						96 H Cal St.	2 3		183 A Paci fi c	3 1		
						Northridge			183 H Paci fi c	3 0		
									201 N Dartmouth	3 0		
									206 H Weber St.	3 1		
									208 H Bi nghamton	3 0		
									211 N UTEP	3 0		
									214 H Lipscomb	3 0		
									228 A UC Davi s	2 3		
									228 H UC Davi s	1 3		
									243 A UC Ri versi de	3 0		
									243 H UC Ri versi de	3 0		
									311 N Al abama St.	3 0		
LAST 10 DIVISION I GAMES												
13 A San Di ego	0 3		17 H Cal Poly	1 3								
243 A UC Ri versi de	3 0		183H Paci fi c	3 0								
26 A Long Beach St.	0 3		228A UC Davi s	2 3								
118 A UC Irvine	0 3		118H UC Irvine	3 0								
51 H UC Santa Barb.	3 2		26 H Long Beach St.	0 3								

Non-Div. I Games

Cal St. Fullerton

Average RPI	W n 190	WON-LOST	WINNING	LAST 10	OPPONENT	OPP.	STRENGTH	TEAM	ADJ	CONF.	ADJ	CONF.
Average RPI	Loss 72	RECORD	PCT. RANK	GAMES	SUCCESS	OF	SCHEDULE	RPI	RPI	RPI	RPI	RPI
DIV. I ONLY		12- 18	207	5- 5	75		72	152	151	11	10	
DIV. I NON-CONF		1- 11	302	0- 0	65		18	236	228	9	9	
TOTALS	RPI 1-25		RPI 26-50	W-L RECORDS		RPI 51-100			RPI 101-150		RPI 150+	
12- 18	0- 3		0- 7	OVERALL		1- 2			2- 4		9- 2	
7- 2	0- 1		0- 1	HOME		1- 0			2- 0		4- 0	
4- 10	0- 2		0- 3	AWAY		0- 1			0- 3		4- 1	
1- 6	0- 0		0- 3	NEUTRAL		0- 1			0- 1		1- 1	
1- 11	0- 1		0- 4	NON-CONFERENCE		1- 2			0- 2		0- 2	
1- 0	0- 0		0- 0	HOME		1- 0			0- 0		0- 0	
0- 6	0- 1		0- 2	AWAY		0- 1			0- 1		0- 1	
0- 5	0- 0		0- 2	NEUTRAL		0- 1			0- 1		0- 1	
11- 7	0- 2		0- 3	CONFERENCE		0- 0			2- 2		9- 0	
6- 2	0- 1		0- 1	HOME		0- 0			2- 0		4- 0	
4- 4	0- 1		0- 1	AWAY		0- 0			0- 2		4- 0	
1- 1	0- 0		0- 1	NEUTRAL		0- 0			0- 0		1- 0	
RPI S Opponent	Score		RPI S Opponent	Score		RPI S Opponent	Score		RPI S Opponent	Score		
12 A Hawai i	1 3		26 A Long Beach St.	0 3		70 N St. Mary's (Cal.)	0 3		113 A San Jose St.	0 3		
12 H Hawai i	1 3		29 A New Mexico St.	0 3		95 A Washington St.	1 3		113 H San Jose St.	3 1		
14 A Okl ahoma	0 3		29 H New Mexico St.	0 3		95 H Washington St.	3 0		138 N North Carolina	0 3		
			29 N New Mexico St.	0 3					140 A Eastern Wash.	1 3		
			39 N Arkansas	1 3					148 A Nevada	2 3		
			45 N Mi ssouri	0 3					148 H Nevada	3 0		
			48 A Notre Dame	1 3					157 N Val parai so	2 3		
									160 A Gonzaga	2 3		
									181 A Boise St.	3 2		
									181 H Boise St.	3 1		
									189 A Utah St.	3 1		
									189 H Utah St.	3 1		
									189 N Utah St.	3 1		
									223 A Fresno St.	3 1		
									223 H Fresno St.	3 0		
									274 A Loui si ana Tech	3 1		
									274 H Loui si ana Tech	3 0		
LAST 10 DIVISION I GAMES												
			29 N New Mexico St.	0 3		113A San Jose St.	0 3					
			189 N Utah St.	3 1		223A Fresno St.	3 1					
			189 H Utah St.	3 1		29 H New Mexico St.	0 3					
			12 H Hawai i	1 3		274H Loui si ana Tech	3 0					
			148 H Nevada	3 0		12 A Hawai i	1 3					

Non-Di v. I Games

Idaho

Average RPI	W n 204	WON-LOST	WINNING	LAST 10	OPPONENT	OPP.	STRENGTH	TEAM	ADJ	CONF.	ADJ
Average RPI	Loss 98	RECORD	PCT. RANK	GAMES	SUCCESS	OF	SCHEDULE	RPI	RPI	RPI	CONF.
DIV. I ONLY		16- 18	165	5- 5	89		200	147	152	20	18
DIV. I NON-CONF		6- 9	203	0- 1	82		149	158	161	20	20
TOTALS	RPI 1-25		RPI 26-50	W-L RECORDS		RPI 51-100			RPI 101-150		RPI 150+
16- 18	0- 0		0- 5	OVERALL		1- 4			4- 6		11- 3
6- 4	0- 0		0- 1	HOME		0- 1			1- 2		5- 0
4- 10	0- 0		0- 2	AWAY		1- 3			1- 3		2- 2
6- 4	0- 0		0- 2	NEUTRAL		0- 0			2- 1		4- 1
6- 9	0- 0		0- 5	NON-CONFERENCE		1- 1			0- 1		5- 2
1- 1	0- 0		0- 1	HOME		0- 0			0- 0		1- 0
1- 4	0- 0		0- 2	AWAY		1- 1			0- 0		0- 1
4- 4	0- 0		0- 2	NEUTRAL		0- 0			0- 1		4- 1
10- 9	0- 0		0- 0	CONFERENCE		0- 3			4- 5		6- 1
5- 3	0- 0		0- 0	HOME		0- 1			1- 2		4- 0
3- 6	0- 0		0- 0	AWAY		0- 2			1- 3		2- 1
2- 0	0- 0		0- 0	NEUTRAL		0- 0			2- 0		0- 0
RPI S	Opponent	Score	RPI S	Opponent	Score	RPI S	Opponent	Score	RPI S	Opponent	Score
			37 H	Missouri St.	0 3	53 A	Mississippi	0 3	108 N	Pittsburgh	0 3
			39 A	Arkansas	0 3	61 A	Jacksonville St.	1 3	116 A	Eastern Ky.	3 0
			41 N	Sacramento St.	0 3	61 A	Jacksonville St.	0 3	117 A	Morehead St.	1 3
			43 N	Stephen F. Austin	0 3	61 H	Jacksonville St.	0 3	122 A	Murray St.	2 3
			50 A	St. Louis	0 3	83 A	Memphis	3 0	122 H	Murray St.	1 3
									122 N	Murray St.	3 2
									129 H	Tennessee St.	1 3
									129 N	Tennessee St.	3 0
									135 A	Tennessee Tech	1 3
									135 H	Tennessee Tech	3 1
									184 A	Tenn. -Martin	1 3
									184 H	Tenn. -Martin	3 0
									197 A	Southern Ill.	0 3
									203 N	Ark. -Little Rock	1 3
									203 N	Ark. -Little Rock	3 2
									214 N	Lipscomb	3 1
									229 H	Bradley	3 1
									238 A	Eastern Ill.	3 1
									238 H	Eastern Ill.	3 1
									264 H	Austin Peay	3 0
									274 N	Louisiana Tech	3 1
									276 N	Western Caro.	3 0
									278 A	Samford	3 0
									278 H	Samford	3 1
			LAST 10 DIVISION I GAMES								
			61 A	Jacksonville St.	0 3	135 A	Tennessee Tech	1 3			
			129 N	Tennessee St.	3 0	238 A	Eastern Ill.	3 1			
			122 N	Murray St.	3 2	264 H	Austin Peay	3 0			
			61 A	Jacksonville St.	1 3	129 H	Tennessee St.	1 3			
			278 A	Samford	3 0	50 A	St. Louis	0 3			

Non-Div. I Games

Southeast Mo. St.

Average RPI Win 239 Loss108				WON-LOST RECORD		WINNING PCT. RANK		LAST 10 GAMES		OPPONENT OPP. STRENGTH SUCCESS OF SCHEDULE		TEAM RPI		ADJ RPI		CONF. RPI		ADJ CONF. RPI	
DIV. I ONLY				18- 16		145		5- 5		156		220		154		153		22	
DIV. I NON-CONF				8- 7		147		0- 0		103		143		123		112		25	
TOTALS				RPI 1-25		RPI 26-50		W-L RECORDS		RPI 51-100		RPI 101-150		RPI 150+					
18- 16		0- 2		0- 0		OVERALL		0- 6		2- 5		16- 3							
10- 6		0- 2		0- 0		HOME		0- 2		1- 2		9- 0							
5- 7		0- 0		0- 0		AWAY		0- 2		0- 3		5- 2							
3- 3		0- 0		0- 0		NEUTRAL		0- 2		1- 0		2- 1							
8- 7		0- 2		0- 0		NON-CONFERENCE		0- 2		2- 3		6- 0							
4- 3		0- 2		0- 0		HOME		0- 0		1- 1		3- 0							
1- 2		0- 0		0- 0		AWAY		0- 0		0- 2		1- 0							
3- 2		0- 0		0- 0		NEUTRAL		0- 2		1- 0		2- 0							
10- 9		0- 0		0- 0		CONFERENCE		0- 4		0- 2		10- 3							
6- 3		0- 0		0- 0		HOME		0- 2		0- 1		6- 0							
4- 5		0- 0		0- 0		AWAY		0- 2		0- 1		4- 2							
0- 1		0- 0		0- 0		NEUTRAL		0- 0		0- 0		0- 1							
RPI S	Opponent			Score		RPI S	Opponent			Score		RPI S	Opponent			Score			
10 H	Washi ngton			0 3			53 N	Mi ssi ssi ppi			0 3		109 A	Furman			0 3		
22 H	Ohi o			0 3			64 N	Wi nthrop			2 3		109 H	Furman			1 3		
							87 A	Col . of Charleston			1 3		117 H	Morehead St.			2 3		
							87 H	Col . of Charleston			0 3		126 A	TCU			2 3		
							88 A	Appal achi an St.			0 3		137 H	Char lotte			3 1		
							88 H	Appal achi an St.			2 3		142 A	Wake Forest			2 3		
												143 N	George Washington			3 0			
												164 A	UNC Greensboro			2 3			
												164 H	UNC Greensboro			3 0			
												170 H	Portl and			3 2			
												216 H	Buffal o			3 0			
												222 H	Li berty			3 0			
												230 A	Ga. Southern			1 3			
												230 H	Ga. Southern			3 1			
												233 H	Chattanooga			3 2			
												233 N	Chattanooga			0 3			
												236 A	El on			3 2			
											236 H	El on			3 1				
											265 N	North Carolina St.			3 0				
											276 A	Western Caro.			3 1				
											288 A	Hi gh Poi nt			3 1				
											292 N	Centenary (La.)			3 0				
											299 A	Wofford			3 1				
											299 H	Wofford			3 0				
											301 A	Ci tadel			3 1				
											301 H	Ci tadel			3 0				
LAST 10 DIVISION I GAMES																			
						233 N	Chattanooga			0 3		236H	El on			3 1			
						230 A	Ga. Southern			1 3		164H	UNC Greensboro			3 0			
						88 H	Appal achi an St.			2 3		233H	Chattanooga			3 2			
						109 A	Furman			0 3		87 A	Col . of Charleston			1 3			
						299 A	Wofford			3 1		301A	Ci tadel			3 1			

Non-Div. I Games

Davi dson

Average RPI Win 220 Average RPI Loss120			WON-LOST RECORD		WINNING PCT. RANK		LAST 10 GAMES		OPPONENT SUCCESS		OPP. STRENGTH OF SCHEDULE		TEAM RPI		ADJ RPI		CONF. RPI		ADJ CONF. RPI	
DIV. I ONLY			18- 14		132		8- 2		155		229		143		154		26		24	
DIV. I NON-CONF			9- 11		186		0- 1		122		187		164		177		24		25	
TOTALS			RPI 1-25		RPI 26-50		W-L RECORDS		RPI 51-100				RPI 101-150		RPI 150+					
18- 14			0- 0		0- 0		OVERALL		1- 7				2- 4		15- 3					
8- 3			0- 0		0- 0		HOME		1- 1				1- 0		6- 2					
6- 6			0- 0		0- 0		AWAY		0- 3				0- 2		6- 1					
4- 5			0- 0		0- 0		NEUTRAL		0- 3				1- 2		3- 0					
9- 11			0- 0		0- 0		NON-CONFERENCE		1- 6				2- 2		6- 3					
3- 3			0- 0		0- 0		HOME		1- 1				1- 0		1- 2					
2- 4			0- 0		0- 0		AWAY		0- 2				0- 1		2- 1					
4- 4			0- 0		0- 0		NEUTRAL		0- 3				1- 1		3- 0					
9- 3			0- 0		0- 0		CONFERENCE		0- 1				0- 2		9- 0					
5- 0			0- 0		0- 0		HOME		0- 0				0- 0		5- 0					
4- 2			0- 0		0- 0		AWAY		0- 1				0- 1		4- 0					
0- 1			0- 0		0- 0		NEUTRAL		0- 0				0- 1		0- 0					
RPI S	Opponent		Score		RPI S	Opponent		Score		RPI S	Opponent		Score		RPI S	Opponent		Score		
										63 N	Xavi er	1	3	102 A	East Tenn. St.	1	3			
										70 N	St. Mary' s (Cal .)	0	3	102 N	East Tenn. St.	0	3			
										73 N	Tul sa	0	3	119 N	South Dakota St.	0	3			
										78 A	Bel mont	1	3	121 N	East Caro.	3	0			
										81 A	Fl ori da A&M	0	3	122 H	Murray St.	3	1			
										81 H	Fl ori da A&M	2	3	137 A	Charlotte	1	3			
										88 H	Appal achi an St.	3	1	173 H	South Fla.	2	3			
										90 A	IPFW	0	3	175 N	Penn	3	0			
														186 A	Jacksonville	3	1			
														186 H	Jacksonville	3	1			
														214 A	Li pscomb	3	0			
														217 H	Gardner-Webb	3	0			
														219 H	Idaho St.	3	0			
														220 H	UCF	1	3			
														245 A	Troy	3	1			
														253 N	Tex. -Pan Ameri can	3	1			
														257 H	Mercer	3	0			
														268 A	Stetson	3	1			
														268 H	Stetson	3	1			
														273 A	Bethune-Cookman	3	1			
														273 N	Bethune-Cookman	3	0			
														281 H	Campbel l	3	1			
														289 A	Coastal Caro.	2	3			
														308 A	Kennesaw St.	3	0			

Non-Di v.	1	Games Fl a.	Gul f Coast	1	3
-----------	---	-------------	-------------	---	---

North Fla.

Average RPI	W n 202	WON-LOST	WINNING	LAST 10	OPPONENT	OPP.	STRENGTH	TEAM	ADJ	CONF.	ADJ	CONF.
Average RPI	Loss 95	RECORD	PCT. RANK	GAMES	SUCCESS	OF	SCHEDULE	RPI	RPI	RPI	RPI	RPI
DIV. I ONLY		13- 17	186	7- 3	103		123	159	156	14	15	
DIV. I NON-CONF		6- 6	157	1- 0	116		105	139	133	15	12	
TOTALS	RPI 1-25		RPI 26-50	W-L RECORDS		RPI 51-100			RPI 101-150		RPI 150+	
13- 17	0- 2		0- 3	OVERALL		1- 6			0- 3		12- 3	
5- 5	0- 0		0- 0	HOME		0- 3			0- 2		5- 0	
5- 7	0- 1		0- 1	AWAY		1- 1			0- 1		4- 3	
3- 5	0- 1		0- 2	NEUTRAL		0- 2			0- 0		3- 0	
6- 6	0- 0		0- 3	NON-CONFERENCE		1- 3			0- 0		5- 0	
0- 1	0- 0		0- 0	HOME		0- 1			0- 0		0- 0	
3- 1	0- 0		0- 1	AWAY		1- 0			0- 0		2- 0	
3- 4	0- 0		0- 2	NEUTRAL		0- 2			0- 0		3- 0	
7- 11	0- 2		0- 0	CONFERENCE		0- 3			0- 3		7- 3	
5- 4	0- 0		0- 0	HOME		0- 2			0- 2		5- 0	
2- 6	0- 1		0- 0	AWAY		0- 1			0- 1		2- 3	
0- 1	0- 1		0- 0	NEUTRAL		0- 0			0- 0		0- 0	
RPI S Opponent	Score		RPI S Opponent	Score		RPI S Opponent	Score		RPI S Opponent	Score		
22 A Ohio	0 3		29 N New Mexico St.	0 3		65 H Bowling Green	0 3		130 A Western Mi ch.	0 3		
22 N Ohio	2 3		34 A Michigan St.	0 3		87 A Col. of	3 1		130 H Western Mi ch.	2 3		
			41 N Sacramento St.	0 3		Charleston			144 H Miami (Ohi o)	0 3		
						90 H IPFW	0 3		165 N Villanova	3 0		
						92 A Northern Ill.	2 3		171 A Ball St.	0 3		
						92 H Northern Ill.	1 3		171 H Ball St.	3 0		
						98 N Iowa	1 3		172 A Toledo	1 3		
						100 N Texas Tech	2 3		172 H Toledo	3 0		
									182 N Miami (Fl a.)	3 0		
									187 A Central Mi ch.	0 3		
									187 H Central Mi ch.	3 2		
									211 A UTEP	3 2		
									216 A Buffal o	3 1		
									221 H Kent St.	3 0		
									221 H Kent St.	3 1		
									237 N Columbi a	3 1		
									255 A Akron	3 0		
									307 A Oa kl and	3 0		
LAST 10 DIVISION I GAMES												
22 N Ohio	2 3		187 H Central Mi ch.	3 2								
221 H Kent St.	3 1		255 A Akron	3 0								
172 A Toledo	1 3		216 A Buffal o	3 1								
171 A Ball St.	0 3		307 A Oa kl and	3 0								
221 H Kent St.	3 0		171 H Ball St.	3 0								

Non-Di v. I Games

Eastern Mich.

Average RPI	W n 248	WON-LOST	WINNING	LAST 10	OPPONENT	OPP.	STRENGTH	TEAM	ADJ	CONF.	ADJ CONF.
Average RPI	Loss80	RECORD	PCT. RANK	GAMES	SUCCESS	OF	SCHEDULE	RPI	RPI	RPI	RPI
DIV. I ONLY		23- 12	82	7- 3	280		227	166	157	28	27
DIV. I NON-CONF		13- 8	112	3- 1	254		146	161	152	26	26
TOTALS	RPI 1-25		RPI 26-50	W-L RECORDS		RPI 51-100			RPI 101-150	RPI 150+	
23- 12	0- 0		0- 5	OVERALL		1- 5			1- 1	21- 1	
7- 3	0- 0		0- 0	HOME		0- 3			0- 0	7- 0	
9- 6	0- 0		0- 3	AWAY		0- 2			1- 0	8- 1	
7- 3	0- 0		0- 2	NEUTRAL		1- 0			0- 1	6- 0	
13- 8	0- 0		0- 5	NON-CONFERENCE		1- 2			1- 1	11- 0	
2- 2	0- 0		0- 0	HOME		0- 2			0- 0	2- 0	
5- 3	0- 0		0- 3	AWAY		0- 0			1- 0	4- 0	
6- 3	0- 0		0- 2	NEUTRAL		1- 0			0- 1	5- 0	
10- 4	0- 0		0- 0	CONFERENCE		0- 3			0- 0	10- 1	
5- 1	0- 0		0- 0	HOME		0- 1			0- 0	5- 0	
4- 3	0- 0		0- 0	AWAY		0- 2			0- 0	4- 1	
1- 0	0- 0		0- 0	NEUTRAL		0- 0			0- 0	1- 0	
RPI S	Opponent	Score	RPI S	Opponent	Score	RPI S	Opponent	Score	RPI S	Opponent	Score
			31 N	Santa Clara	0 3	75 N	Fairfield	3 0	119 N	South Dakota St.	0 3
			32 A	Iowa St.	0 3	82 A	Oral Roberts	0 3	144 A	Miami (Ohio)	3 1
			37 A	Missouri St.	0 3	82 A	Oral Roberts	2 3	151 N	Idaho	3 2
			45 N	Missouri	1 3	82 H	Oral Roberts	2 3	179 A	Ill. -Chicago	3 1
			48 A	Notre Dame	1 3	84 H	Illinois St.	2 3	188 N	Loyola (Ill.)	3 2
						90 H	IPFW	0 3	232 A	Western Ill.	2 3
									232 H	Western Ill.	3 1
									232 N	Western Ill.	3 2
									234 A	Drake	3 0
									240 A	IUPUI	3 0
									240 H	IUPUI	3 0
									265 A	UMKC	3 0
									265 H	UMKC	3 0
									275 H	DePaul	3 1
									275 N	DePaul	3 0
									276 A	Western Caro.	3 0
									288 N	High Point	3 0
									292 A	Centenary (La.)	3 1
									292 H	Centenary (La.)	3 0
									307 A	Oakland	3 0
									307 H	Oakland	3 0
									308 N	Kennesaw St.	3 0
									316 A	Chicago St.	3 0
									316 H	Chicago St.	3 0
			LAST 10 DIVISION I GAMES								
			144 A	Miami (Ohio)	3 1	316 A	Chicago St.	3 0			
			75 N	Fairfield	3 0	232 H	Western Ill.	3 1			
			82 A	Oral Roberts	2 3	265 H	UMKC	3 0			
			232 N	Western Ill.	3 2	37 A	Missouri St.	0 3			
			240 A	IUPUI	3 0	82 A	Oral Roberts	0 3			

Non-Div. I Games

Valparaiso

Average RPI			Win 165	WON-LOST		WINNING		LAST 10		OPPONENT		OPP.	STRENGTH	TEAM	ADJ	CONF.	CONF.						
Average RPI			Loss100	RECORD		PCT.	RANK	GAMES		SUCCESS		OF	SCHEDULE	RPI	RPI	RPI	RPI						
DIV. I ONLY				13- 18		192		3- 7		95		94		155	158	8	8						
DIV. I NON-CONF				7- 2		51		0- 0		38		104		28	30	8	7						
TOTALS			RPI	1-25		RPI		26-50		W-L RECORDS		RPI		51-100		RPI		101-150		RPI		150+	
13- 18			0- 2				0- 2		OVERALL				1- 4				6- 7				6- 3		
7- 7			0- 1				0- 1		HOME				1- 2				4- 2				2- 1		
3- 10			0- 0				0- 1		AWAY				0- 2				0- 5				3- 2		
3- 1			0- 1				0- 0		NEUTRAL				0- 0				2- 0				1- 0		
7- 2			0- 2				0- 0		NON-CONFERENCE				1- 0				3- 0				3- 0		
2- 1			0- 1				0- 0		HOME				1- 0				1- 0				0- 0		
2- 0			0- 0				0- 0		AWAY				0- 0				0- 0				2- 0		
3- 1			0- 1				0- 0		NEUTRAL				0- 0				2- 0				1- 0		
6- 16			0- 0				0- 2		CONFERENCE				0- 4				3- 7				3- 3		
5- 6			0- 0				0- 1		HOME				0- 2				3- 2				2- 1		
1- 10			0- 0				0- 1		AWAY				0- 2				0- 5				1- 2		
0- 0			0- 0				0- 0		NEUTRAL				0- 0				0- 0				0- 0		
RPI	S	Opponent			Score		RPI	S	Opponent			Score		RPI	S	Opponent			Score				
2	H	UCLA			0	3	27	A	Duke			0	3	62	H	Florida Int'l			3	2			
22	N	Ohio			1	3	27	H	Duke			1	3	69	A	Virginia			0	3			
													69	H	Virginia			0	3				
													86	A	Clemson			2	3				
													86	H	Clemson			0	3				
																		103	H	Long Island		3	1
																		104	A	Florida St.		0	3
																		104	H	Florida St.		3	2
																		110	A	Georgia Tech		2	3
																		110	H	Georgia Tech		3	2
																		115	N	Marshall		3	1
																		120	N	Albany (N.Y.)		3	0
																		127	A	Virginia Tech		2	3
																		127	H	Virginia Tech		1	3
																		138	A	North Carolina		0	3
																		138	H	North Carolina		3	2
																		142	A	Wake Forest		2	3
																		142	H	Wake Forest		1	3
																		155	A	Indiana		3	2
																		169	A	Boston College		0	3
																		169	H	Boston College		0	3
																		182	A	Miami (Fla.)		0	3
																		182	H	Miami (Fla.)		3	0
																		215	A	Stony Brook		3	2
																		265	A	North Carolina St.		3	2
																		265	H	North Carolina St.		3	0
																		316	N	Chicago St.		3	0
LAST 10 DIVISION I GAMES																							
138 H North Carolina						3	2	27 H Duke						1	3								
265 H North Carolina St.						3	0	169H Boston College						0	3								
110 A Georgia Tech						2	3	127A Virginia Tech						2	3								
86 A Clemson						2	3	69 A Virginia						0	3								
142 H Wake Forest						1	3	104H Florida St.						3	2								

Non-Div. I Games

Maryland

[illegible]

Non-Div. I Games

Army

Average RPI	Win 144	WON-LOST	WINNING	LAST 10	OPPONENT	OPP.	STRENGTH	TEAM	ADJ.	CONF.	ADJ.	CONF.			
Average RPI	Loss 79	RECORD	PCT. RANK	GAMES	SUCCESS	OF	SCHEDULE	RPI	RPI	RPI	RPI	RPI			
DIV. I ONLY		9- 20	244	4- 6	49		52	160	160	5	5				
DIV. I NON-CONF		5- 10	228	0- 0	77		113	178	175	5	5				
<hr/>															
TOTALS		RPI 1-25		RPI 26-50	W-L RECORDS			RPI 51-100		RPI 101-150		RPI 150+			
9- 20		0- 5		0- 3	OVERALL			3- 6		1- 3		5- 3			
6- 6		0- 2		0- 1	HOME			2- 3		1- 0		3- 0			
1- 10		0- 3		0- 1	AWAY			1- 2		0- 1		0- 3			
2- 4		0- 0		0- 1	NEUTRAL			0- 1		0- 2		2- 0			
5- 10		0- 1		0- 1	NON-CONFERENCE			0- 3		1- 3		4- 2			
3- 2		0- 0		0- 0	HOME			0- 2		1- 0		2- 0			
0- 4		0- 1		0- 0	AWAY			0- 0		0- 1		0- 2			
2- 4		0- 0		0- 1	NEUTRAL			0- 1		0- 2		2- 0			
4- 10		0- 4		0- 2	CONFERENCE			3- 3		0- 0		1- 1			
3- 4		0- 2		0- 1	HOME			2- 1		0- 0		1- 0			
1- 6		0- 2		0- 1	AWAY			1- 2		0- 0		0- 1			
0- 0		0- 0		0- 0	NEUTRAL			0- 0		0- 0		0- 0			
RPI S	Opponent	Score		RPI S	Opponent	Score		RPI S	Opponent	Score		RPI S	Opponent	Score	
10 A	Washi ngton	0	3	31 A	Santa Clara	0	3	66 A	San Franci sco	0	3	119 A	South Dakota St.	2	3
13 A	San Di ego	1	3	31 H	Santa Clara	2	3	66 H	San Franci sco	3	0	123 N	North Dakota St.	2	3
13 H	San Di ego	0	3	42 N	Oregon	0	3	67 A	Loyol a Marymount	0	3	123 N	North Dakota St.	2	3
20 A	Pepperdi ne	0	3					67 H	Loyol a Marymount	3	2	140 H	Eastern Wash.	3	2
20 H	Pepperdi ne	0	3					70 A	St. Mary' s (Cal .)	3	2	151 H	Idaho	3	2
								70 H	St. Mary' s (Cal .)	1	3	170 A	Portl and	0	3
								74 H	Portl and St.	1	3	170 H	Portl and	3	0
								95 N	Washingt on St.	1	3	181 A	Boi se St.	0	3
								97 H	Connecti cut	0	3	205 A	Montana	2	3
												206 N	Weber St.	3	2
												209 N	UMBC	3	0
												217 H	Gardner-Webb	3	0
<hr/>															
LAST 10 DIVISION I GAMES															
66 H San Franci sco 3 0 20 H Pepperdi ne 0 3															
70 H St. Mary' s (Cal .) 1 3 67 H Loyol a Marymount 3 2															
31 A Santa Clara 0 3 70 A St. Mary' s (Cal .) 3 2															
13 A San Di ego 1 3 66 A San Franci sco 0 3															
170 H Portl and 3 0 13 H San Di ego 0 3															

Non-Div. I Games

Gonzaga

[illegible]

Non-Di v.	I	Games Wi nston-Sal em	3	0
-----------	---	-----------------------	---	---

Morgan St.

Average RPI Win 177 Average RPI Loss62				WON-LOST RECORD		WINNING PCT. RANK		LAST 10 GAMES		OPPONENT OPP. STRENGTH SUCCESS OF SCHEDULE		TEAM RPI		ADJ RPI		CONF. RPI		ADJ CONF. RPI					
DIV. I ONLY				6- 25		290		0- 10		19		53		178		162		4		4			
DIV. I NON-CONF				4- 7		218		0- 1		29		175		134		131		4		4			
TOTALS				RPI 1-25		RPI 26-50		W-L RECORDS		RPI 51-100		RPI 101-150		RPI 150+									
6- 25				0- 5		0- 7		OVERALL		2- 8		1- 4		3- 1									
4- 11				0- 2		0- 3		HOME		2- 4		0- 2		2- 0									
1- 11				0- 2		0- 3		AWAY		0- 4		1- 2		0- 0									
1- 3				0- 1		0- 1		NEUTRAL		0- 0		0- 0		1- 1									
4- 7				0- 1		0- 1		NON-CONFERENCE		1- 1		0- 3		3- 1									
3- 2				0- 0		0- 0		HOME		1- 1		0- 1		2- 0									
0- 2				0- 0		0- 0		AWAY		0- 0		0- 2		0- 0									
1- 3				0- 1		0- 1		NEUTRAL		0- 0		0- 0		1- 1									
2- 18				0- 4		0- 6		CONFERENCE		1- 7		1- 1		0- 0									
1- 9				0- 2		0- 3		HOME		1- 3		0- 1		0- 0									
1- 9				0- 2		0- 3		AWAY		0- 4		1- 0		0- 0									
0- 0				0- 0		0- 0		NEUTRAL		0- 0		0- 0		0- 0									
RPI S Opponent				Score		RPI S Opponent				Score		RPI S Opponent				Score		RPI S Opponent				Score	
2 N UCLA				0 3		28 N UNI				0 3		53 A Mi ssi ssi ppi				0 3		110 A Georgi a Tech				2 3	
6 A Fl ori da				0 3		39 A Arkansas				0 3		53 H Mi ssi ssi ppi				0 3		117 H Morehead St.				2 3	
6 H Fl ori da				0 3		39 H Arkansas				0 3		57 A Al abama				0 3		133 A Denver				0 3	
11 A LSU				0 3		44 A Tennessee				0 3		57 H Al abama				1 3		149 A Auburn				3 1	
11 H LSU				0 3		44 H Tennessee				0 3		64 H Wi nthrop				0 3		149 H Auburn				2 3	
						49 A Kentucky				0 3		76 A South Carol i na				0 3		178 N Texas St.				3 0	
						49 H Kentucky				0 3		76 H South Carol i na				0 3		180 N Georgia St.				2 3	
												89 H UAB				3 1		257 H Mercer				3 0	
												99 A Mi ssi ssi ppi St.				1 3		289 H Coastal Caro.				3 0	
												99 H Mi ssi ssi ppi St.				3 2							
LAST 10 DIVISION I GAMES																							
64 H Wi nthrop				0 3		99 A Mi ssi ssi ppi St.				1 3		53 A Mi ssi ssi ppi				0 3							
57 A Al abama				0 3		39 H Arkansas				0 3		11 H LSU				0 3							
76 A South Carol i na				0 3		6 A Fl ori da				0 3													
49 H Kentucky				0 3																			
44 H Tennessee				0 3																			

Non-Di v. I Games

Georgia

Average RPI Win 238 Loss116			WON-LOST RECORD		WINNING PCT. RANK		LAST 10 GAMES		OPPONENT OPP. STRENGTH SUCCESS OF SCHEDULE		TEAM RPI	ADJ RPI	CONF. RPI	ADJ CONF. RPI		
DIV. I ONLY			21- 15		120		7- 3		248		193		168	163	15	14
DIV. I NON-CONF			15- 7		87		2- 0		268		225		162	159	13	15
TOTALS			RPI 1-25		RPI 26-50		W-L RECORDS		RPI 51-100		RPI 101-150		RPI 150+			
21- 15			0- 0		0- 2		OVERALL		0- 4		3- 7		18- 2			
9- 4			0- 0		0- 1		HOME		0- 1		3- 1		6- 1			
6- 7			0- 0		0- 0		AWAY		0- 3		0- 3		6- 1			
6- 4			0- 0		0- 1		NEUTRAL		0- 0		0- 3		6- 0			
15- 7			0- 0		0- 0		NON-CONFERENCE		0- 2		0- 4		15- 1			
5- 2			0- 0		0- 0		HOME		0- 1		0- 1		5- 0			
4- 3			0- 0		0- 0		AWAY		0- 1		0- 1		4- 1			
6- 2			0- 0		0- 0		NEUTRAL		0- 0		0- 2		6- 0			
6- 8			0- 0		0- 2		CONFERENCE		0- 2		3- 3		3- 1			
4- 2			0- 0		0- 1		HOME		0- 0		3- 0		1- 1			
2- 4			0- 0		0- 0		AWAY		0- 2		0- 2		2- 0			
0- 2			0- 0		0- 1		NEUTRAL		0- 0		0- 1		0- 0			
RPI S	Opponent		Score		RPI S	Opponent		Score		RPI S	Opponent		Score			
					50 H St. Louis	1 3		55 A Dayton		1 3		113 N San Jose St.	0 3			
					50 N St. Louis	0 3		63 A Xavier		1 3		123 N North Dakota St.	0 3			
								73 H Tul sa		0 3		134 A Seton Hall	0 3			
								97 A Connecti cut		0 3		134 H Seton Hall	0 3			
												137 A Charlotte	0 3			
												137 H Charlotte	3 2			
												139 A Temple	1 3			
												139 H Temple	3 0			
												143 H George Washington	3 1			
												143 N George Washington	1 3			
												166 A Cani si us	3 1			
												199 A Brown	3 2			
												200 H Syracuse	3 0			
												207 H Duquesne	2 3			
												215 H Stony Brook	3 0			
												225 A Northern Ari z.	0 3			
												235 N Central Ark.	3 2			
												244 A Rhode Isl and	3 0			
												248 N Youngstown St.	3 0			
												249 A Rutgers	3 2			
												259 N Manhattan	3 0			
												261 H Mai ne	3 2			
												269 A La Salle	3 1			
												269 H La Salle	3 0			
												282 H NJIT	3 0			
												287 H St. Peter's	3 0			
												289 N Coastal Caro.	3 1			
												295 N Delaware St.	3 1			
												296 N Wagner	3 0			
LAST 10 DIVISION I GAMES																
					50 N St. Louis	0 3		249A Rutgers		3 2						
					244 A Rhode Isl and	3 0		269H La Salle		3 0						
					200 H Syracuse	3 0		139H Temple		3 0						
					143 H George Washi ngton	3 1		137A Charl otte		0 3						
					137 H Charl otte	3 2		143N George Washi ngton		1 3						

Non-Div. I Games

Fordham

RPI	S	Opponent	Score	
306	A	Niagara	3	0

F
o
r
d
h
a
m

F
o
r
d
h
a
m

Fordham

U
N
C
G
r
e
e
n
s
b
o
r
o

UNCG
Greensboro

UNC Greensboro

Average RPI	W n 214	WON-LOST	WINNING	LAST 10	OPPONENT	OPP.	STRENGTH	TEAM	ADJ	CONF.	ADJ CONF.
Average RPI	Loss83	RECORD	PCT. RANK	GAMES	SUCCESS	OF	SCHEDULE	RPI	RPI	RPI	RPI
DIV. I ONLY		16- 15	150	6- 4	217		109	169	165	12	13
DIV. I NON-CONF		9- 8	152	2- 0	210		133	171	171	11	11
TOTALS	RPI 1-25		RPI 26-50	W-L RECORDS		RPI 51-100			RPI 101-150	RPI 150+	
16- 15	0- 2		0- 5	OVERALL		1- 3			3- 2	12- 3	
10- 2	0- 0		0- 1	HOME		0- 1			3- 0	7- 0	
5- 8	0- 2		0- 3	AWAY		1- 2			0- 0	4- 1	
1- 5	0- 0		0- 1	NEUTRAL		0- 0			0- 2	1- 2	
9- 8	0- 0		0- 4	NON-CONFERENCE		1- 0			1- 2	7- 2	
4- 0	0- 0		0- 0	HOME		0- 0			1- 0	3- 0	
4- 3	0- 0		0- 3	AWAY		1- 0			0- 0	3- 0	
1- 5	0- 0		0- 1	NEUTRAL		0- 0			0- 2	1- 2	
7- 7	0- 2		0- 1	CONFERENCE		0- 3			2- 0	5- 1	
6- 2	0- 0		0- 1	HOME		0- 1			2- 0	4- 0	
1- 5	0- 2		0- 0	AWAY		0- 2			0- 0	1- 1	
0- 0	0- 0		0- 0	NEUTRAL		0- 0			0- 0	0- 0	
RPI S Opponent	Score		RPI S Opponent	Score		RPI S Opponent	Score		RPI S Opponent	Score	
21 A Louisville	0 3		26 A Long Beach St.	0 3		59 A Cincinnati	0 3		108 H Pittsburgh	3 2	
24 A St. John's (N.Y.)	2 3		34 A Michigan St.	0 3		85 H Marquette	2 3		110 N Georgia Tech	1 3	
			45 N Missouri	0 3		91 A Delaware	3 1		134 H Seton Hall	3 0	
			48 H Notre Dame	1 3		97 A Connecticut	0 3		139 H Temple	3 0	
			49 A Kentucky	0 3					150 N Cal St. Fullerton	2 3	
									156 N Eastern Mich.	0 3	
									172 N Toledo	0 3	
									173 A South Fla.	0 3	
									175 A Penn	3 0	
									182 N Miami (Fla.)	3 2	
									200 H Syracuse	3 1	
									204 A Georgetown	3 1	
									209 H UMBC	3 0	
									249 H Rutgers	3 0	
									269 A La Salle	3 1	
									275 H DePaul	3 0	
									285 H West Virginia	3 2	
									291 A Lehigh	3 2	
									300 H Holy Cross	3 0	
									313 H Sacred Heart	3 0	
LAST 10 DIVISION I GAMES											
24 A St. John's (N.Y.)	2 3		200H Syracuse	3 1							
97 A Connecticut	0 3		91 A Delaware	3 1							
134 H Seton Hall	3 0		204A Georgetown	3 1							
139 H Temple	3 0		173A South Fla.	0 3							
85 H Marquette	2 3		249H Rutgers	3 0							

Non-Div. I Games

Villanova

Average RPI Win 272 Average RPI Loss138			WON-LOST RECORD		WINNING PCT. RANK		LAST 10 GAMES		OPPONENT SUCCESS		OPP. STRENGTH OF SCHEDULE		TEAM RPI		ADJ RPI		CONF. RPI		ADJ CONF. RPI		
DIV. I ONLY			22- 10		72		7- 3		279		272		163		166		27		28		
DIV. I NON-CONF			6- 5		137		0- 0		240		245		190		193		29		28		
TOTALS			RPI 1-25		RPI 26-50		W-L RECORDS		RPI 51-100				RPI 101-150		RPI 150+						
22- 10			0- 0		0- 0		OVERALL		0- 3				0- 4		22- 3						
8- 4			0- 0		0- 0		HOME		0- 1				0- 1		8- 2						
9- 4			0- 0		0- 0		AWAY		0- 1				0- 2		9- 1						
5- 2			0- 0		0- 0		NEUTRAL		0- 1				0- 1		5- 0						
6- 5			0- 0		0- 0		NON-CONFERENCE		0- 1				0- 1		6- 3						
1- 2			0- 0		0- 0		HOME		0- 0				0- 0		1- 2						
2- 2			0- 0		0- 0		AWAY		0- 0				0- 1		2- 1						
3- 1			0- 0		0- 0		NEUTRAL		0- 1				0- 0		3- 0						
16- 5			0- 0		0- 0		CONFERENCE		0- 2				0- 3		16- 0						
7- 2			0- 0		0- 0		HOME		0- 1				0- 1		7- 0						
7- 2			0- 0		0- 0		AWAY		0- 1				0- 1		7- 0						
2- 1			0- 0		0- 0		NEUTRAL		0- 0				0- 1		2- 0						
RPI S Opponent			Score		RPI S Opponent			Score		RPI S Opponent			Score		RPI S Opponent			Score			
										55 N Princeton			0 3		107 A James Madison			0 3			
										75 A Fairfield			1 3		147 A Siena			0 3			
										75 H Fairfield			0 3		147 H Siena			2 3			
															147 N Siena			0 3			
															163 H Fordham			1 3			
															207 N Duquesne			3 1			
															216 A Buffalo			1 3			
															224 A Colgate			3 1			
															241 N UNC Asheville			3 2			
															248 H Youngstown St.			2 3			
															249 N Rutgers			3 0			
															251 A Md.-East. Shore			3 0			
															259 A Manhattan			3 1			
															259 H Manhattan			3 1			
															259 N Manhattan			3 1			
															262 A Marist			3 0			
															262 H Marist			3 0			
															270 A Iona			3 0			
															270 H Iona			3 0			
															287 A St. Peter's			3 0			
															287 H St. Peter's			3 0			
															293 A Loyola (Md.)			3 1			
															293 H Loyola (Md.)			3 0			
															293 N Loyola (Md.)			3 1			
															294 A Rider			3 2			
															294 H Rider			3 0			
															306 A Niagara			3 1			
															306 H Niagara			3 0			
															319 H Quinnipiac			3 0			

Non-Div. I Games

Cani si us

Average RPI	W n 253	WON-LOST	WINNING	LAST 10	OPPONENT	OPP.	STRENGTH	TEAM	ADJ	CONF.	ADJ	CONF.
Average RPI	Loss137	RECORD	PCT. RANK	GAMES	SUCCESS	OF	SCHEDULE	RPI	RPI	RPI	RPI	RPI
DIV. I ONLY		19- 12	101	7- 3	205		262	148	168	25	26	
DIV. I NON-CONF		8- 7	147	0- 0	229		261	191	201	27	27	

TOTALS	RPI 1-25		RPI 26-50		W-L RECORDS		RPI 51-100		RPI 101-150		RPI 150+	
19- 12	0- 1		0- 0		OVERALL		0- 5		0- 1		19- 5	
9- 2	0- 0		0- 0		HOME		0- 2		0- 0		9- 0	
6- 6	0- 0		0- 0		AWAY		0- 3		0- 1		6- 2	
4- 4	0- 1		0- 0		NEUTRAL		0- 0		0- 0		4- 3	
8- 7	0- 1		0- 0		NON-CONFERENCE		0- 2		0- 1		8- 3	
3- 1	0- 0		0- 0		HOME		0- 1		0- 0		3- 0	
2- 2	0- 0		0- 0		AWAY		0- 1		0- 1		2- 0	
3- 4	0- 1		0- 0		NEUTRAL		0- 0		0- 0		3- 3	
11- 5	0- 0		0- 0		CONFERENCE		0- 3		0- 0		11- 2	
6- 1	0- 0		0- 0		HOME		0- 1		0- 0		6- 0	
4- 4	0- 0		0- 0		AWAY		0- 2		0- 0		4- 2	
1- 0	0- 0		0- 0		NEUTRAL		0- 0		0- 0		1- 0	
RPI S	Opponent	Score	RPI S	Opponent	Score	RPI S	Opponent	Score	RPI S	Opponent	Score	
24 N	St. John's (N.Y.)	0 3				55 H	Princeton	0 3	139 A	Temple	0 3	
						72 A	American	0 3	159 A	Army	0 3	
						72 A	American	0 3	159 H	Army	3 2	
						72 H	American	0 3	159 N	Army	3 1	
						75 A	Fairfield	0 3	161 N	Morgan St.	3 1	
									210 N	New Hampshire	1 3	
									211 A	Lafayette	0 3	
									211 H	Lafayette	3 2	
									224 A	Colgate	3 0	
									224 H	Colgate	3 0	
									227 H	St. Francis (Pa.)	3 1	
									251 N	Md.-East. Shore	3 1	
									263 N	UNC Wilmington	1 3	
									269 A	La Salle	3 2	
									269 H	La Salle	3 0	
									280 A	Navy	3 1	
									280 H	Navy	3 0	
									291 A	Lehigh	3 1	
									291 H	Lehigh	3 0	
									294 N	Rider	1 3	
									296 H	Wagner	3 0	
									300 A	Holy Cross	3 0	
									300 H	Holy Cross	3 2	
									303 A	St. Francis (N.Y.)	3 0	
									306 N	Niagara	3 0	

LAST 10 DIVISION I GAMES												
						72 A	American	0 3	291 H	Lehigh	3 0	
						159 N	Army	3 1	211 H	Lafayette	3 2	
						280 A	Navy	3 1	300 H	Holy Cross	3 2	
						72 A	American	0 3	159 H	Army	3 2	
						224 H	Colgate	3 0	72 H	American	0 3	

Non-Div. I Games West Chester 3 0

Bucknell

Average Average	RPI RPI	Win 182 Loss 99	WON-LOST RECORD	WINNING PCT. RANK	LAST 10 GAMES	OPPONENT SUCCESS	OPP. OF SCHEDULE	STRENGTH RPI	TEAM RPI	ADJ RPI	CONF. RPI	ADJ CONF. RPI
DIV. I ONLY			12- 19	216	5- 5	107		107	181	169	8	8
DIV. I NON-CONF			2- 7	275	0- 0	109		176	233	216	8	7
TOTALS	RPI 1-25		RPI 26-50		W-L RECORDS	RPI 51-100		RPI 101-150		RPI 150+		
12- 19	0- 0		0- 2		OVERALL	1- 8		4- 8		7- 1		
5- 6	0- 0		0- 1		HOME	0- 2		3- 2		2- 1		
6- 8	0- 0		0- 1		AWAY	1- 2		1- 5		4- 0		
1- 5	0- 0		0- 0		NEUTRAL	0- 4		0- 1		1- 0		
2- 7	0- 0		0- 0		NON-CONFERENCE	0- 5		0- 2		2- 0		
0- 0	0- 0		0- 0		HOME	0- 0		0- 0		0- 0		
1- 2	0- 0		0- 0		AWAY	0- 1		0- 1		1- 0		
1- 5	0- 0		0- 0		NEUTRAL	0- 4		0- 1		1- 0		
10- 12	0- 0		0- 2		CONFERENCE	1- 3		4- 6		5- 1		
5- 6	0- 0		0- 1		HOME	0- 2		3- 2		2- 1		
5- 6	0- 0		0- 1		AWAY	1- 1		1- 4		3- 0		
0- 0	0- 0		0- 0		NEUTRAL	0- 0		0- 0		0- 0		
RPI S Opponent	Score		RPI S Opponent	Score		RPI S Opponent	Score	RPI S Opponent	Score			
			27 A Duke	0 3		69 A Virginia	0 3	104 A Florida St.	1 3			
			27 H Duke	0 3		69 H Virginia	1 3	104 H Florida St.	0 3			
						71 N Western Ky.	0 3	110 A Georgia Tech	1 3			
						77 N Towson	0 3	110 H Georgia Tech	3 1			
						78 N Belmont	2 3	127 A Virginia Tech	3 2			
						86 A Clemson	3 1	127 H Virginia Tech	3 2			
						86 H Clemson	0 3	134 N Seton Hall	0 3			
						92 N Northern Ill.	0 3	138 A North Carolina	0 3			
						97 A Connecticut	2 3	138 H North Carolina	0 3			
								142 A Wake Forest	1 3			
								142 H Wake Forest	3 2			
								144 A Miami (Ohio)	2 3			
								158 A Maryland	3 0			
								158 H Maryland	3 0			
								182 A Miami (Fla.)	3 2			
								182 H Miami (Fla.)	1 3			
								244 A Rhode Island	3 1			
								265 A North Carolina St.	3 1			
								265 H North Carolina St.	3 0			
								319 N Quinnipiac	3 0			
LAST 10 DIVISION I GAMES												
			265 H North Carolina St.	3 0		142H Wake Forest	3 2					
			138 H North Carolina	0 3		158A Maryland	3 0					
			86 A Clemson	3 1		69 A Virginia	0 3					
			110 A Georgia Tech	1 3		127A Virginia Tech	3 2					
			27 H Duke	0 3		182H Miami (Fla.)	1 3					

Non-Div. I Games

Boston College

Average RPI	W n 182	WON-LOST	WINNING	LAST 10	OPPONENT	OPP.	STRENGTH	TEAM	ADJ	CONF.	ADJ	CONF.
Average RPI	Loss 65	RECORD	PCT. RANK	GAMES	SUCCESS	OF	SCHEDULE	RPI	RPI	RPI	RPI	RPI
DIV. I ONLY		9- 18	237	1- 9	84		47	175	170	5	5	
DIV. I NON-CONF		7- 6	143	0- 0	162		120	142	145	5	5	
TOTALS	RPI 1-25		RPI 26-50	W-L RECORDS		RPI 51-100			RPI 101-150		RPI 150+	
9- 18	0- 5		0- 3	OVERALL		2- 7			1- 1		6- 2	
5- 8	0- 2		0- 2	HOME		1- 4			0- 0		4- 0	
1- 9	0- 2		0- 1	AWAY		1- 3			0- 1		0- 2	
3- 1	0- 1		0- 0	NEUTRAL		0- 0			1- 0		2- 0	
7- 6	0- 1		0- 1	NON-CONFERENCE		1- 2			1- 1		5- 1	
3- 3	0- 0		0- 1	HOME		0- 2			0- 0		3- 0	
1- 2	0- 0		0- 0	AWAY		1- 0			0- 1		0- 1	
3- 1	0- 1		0- 0	NEUTRAL		0- 0			1- 0		2- 0	
2- 12	0- 4		0- 2	CONFERENCE		1- 5			0- 0		1- 1	
2- 5	0- 2		0- 1	HOME		1- 2			0- 0		1- 0	
0- 7	0- 2		0- 1	AWAY		0- 3			0- 0		0- 1	
0- 0	0- 0		0- 0	NEUTRAL		0- 0			0- 0		0- 0	
RPI S Opponent	Score		RPI S Opponent	Score		RPI S Opponent	Score		RPI S Opponent	Score		
13 A San Di ego	0 3		31 A Santa Clara	0 3		66 A San Francisco	0 3		117 N Morehead St.	3 2		
13 H San Di ego	0 3		31 H Santa Clara	0 3		66 H San Francisco	0 3		148 A Nevada	0 3		
20 A Pepperdi ne	0 3		42 H Oregon	1 3		67 A Loyol a Marymount	0 3		153 A Davi dson	2 3		
20 H Pepperdi ne	0 3					67 H Loyol a Marymount	1 3		160 A Gonzaga	0 3		
22 N Ohio	0 3					70 A St. Mary' s (Cal .)	0 3		160 H Gonzaga	3 0		
						70 H St. Mary' s (Cal .)	3 2		205 H Montana	3 1		
						74 A Portland St.	3 1		222 N Li berty	3 0		
						93 H Cornell	1 3		253 H Tex. -Pan Ameri can	3 1		
						95 H Washington St.	0 3		253 N Tex. -Pan Ameri can	3 0		
									288 H High Poi nt	3 0		
LAST 10 DIVISION I GAMES												
70 H St. Mary' s (Cal .)	3 2		67 H Loyol a Marymount	1 3								
66 H San Franci sco	0 3		20 H Pepperdi ne	0 3								
13 A San Di ego	0 3		66 A San Franci sco	0 3								
31 A Santa Clara	0 3		70 A St. Mary' s (Cal .)	0 3								
160 A Gonzaga	0 3		31 H Santa Clara	0 3								

Non-Di v. I Games

Portland

Average RPI			W n 188	WON-LOST		W N N I N G		LAST 10		OPPONENT		OPP.	STRENGTH		TEAM	ADJ	CONF.	ADJ CONF.				
Average RPI			Loss109	RECORD		PCT.	RANK	GAMES		SUCCESS		OF	SCHEDULE		RPI	RPI	RPI	RPI				
D I V. I			ONLY	12- 18		207		6- 4		85			128		165	171	14	15				
D I V. I			NON-CONF	3- 9		268		0- 0		83			110		209	203	15	12				
TOTALS			RPI	1-25		RPI		26-50		W-L RECORDS		RPI		51-100		RPI		101-150		RPI	150+	
12- 18			0- 1		0- 2		OVERALL		1- 8		2- 2		9- 5									
7- 6			0- 1		0- 1		HOME		1- 2		0- 1		6- 1									
5- 7			0- 0		0- 0		AWAY		0- 4		2- 0		3- 3									
0- 5			0- 0		0- 1		NEUTRAL		0- 2		0- 1		0- 1									
3- 9			0- 0		0- 2		NON-CONFERENCE		1- 4		0- 1		2- 2									
2- 2			0- 0		0- 1		HOME		1- 1		0- 0		1- 0									
1- 3			0- 0		0- 0		AWAY		0- 2		0- 0		1- 1									
0- 4			0- 0		0- 1		NEUTRAL		0- 1		0- 1		0- 1									
9- 9			0- 1		0- 0		CONFERENCE		0- 4		2- 1		7- 3									
5- 4			0- 1		0- 0		HOME		0- 1		0- 1		5- 1									
4- 4			0- 0		0- 0		AWAY		0- 2		2- 0		2- 2									
0- 1			0- 0		0- 0		NEUTRAL		0- 1		0- 0		0- 0									
RPI	S	Opponent		Score		RPI	S	Opponent		Score		RPI	S	Opponent		Score						
22	H	Ohi o		0 3		34	H	Mi chi gan St.		0 3		57	A	Al abama		0 3						
						38	N	Wi s. -Mi l waukee		0 3		63	H	Xavi er		0 3						
												65	A	Bowl ing Green		0 3						
												65	N	Bowl ing Green		0 3						
												71	A	Western Ky.		0 3						
												88	N	Appal achi an St.		1 3						
												90	H	I PFW		3 1						
												92	A	Northern Ill.		1 3						
												92	H	Northern Ill.		1 3						
									</													

Non-Div. I Games

Ball St.

Average RPI	W n 182	WON-LOST	WINNING	LAST 10	OPPONENT	OPP.	STRENGTH	TEAM	ADJ	CONF.	ADJ	CONF.
Average RPI	Loss111	RECORD	PCT. RANK	GAMES	SUCCESS	OF	SCHEDULE	RPI	RPI	RPI	RPI	RPI
DIV. I ONLY		11- 21	233	5- 5	41		164	162	172	14	15	
DIV. I NON-CONF		3- 10	271	0- 0	37		145	182	171	15	12	
TOTALS	RPI 1-25		RPI 26-50	W-L RECORDS		RPI 51-100			RPI 101-150		RPI 150+	
11- 21	0- 2		0- 2	OVERALL		1- 6			2- 5		8- 6	
5- 8	0- 2		0- 0	HOME		0- 2			1- 1		4- 3	
3- 10	0- 0		0- 2	AWAY		0- 3			1- 2		2- 3	
3- 3	0- 0		0- 0	NEUTRAL		1- 1			0- 2		2- 0	
3- 10	0- 1		0- 2	NON-CONFERENCE		0- 2			0- 4		3- 1	
1- 4	0- 1		0- 0	HOME		0- 1			0- 1		1- 1	
0- 4	0- 0		0- 2	AWAY		0- 1			0- 1		0- 0	
2- 2	0- 0		0- 0	NEUTRAL		0- 0			0- 2		2- 0	
8- 11	0- 1		0- 0	CONFERENCE		1- 4			2- 1		5- 5	
4- 4	0- 1		0- 0	HOME		0- 1			1- 0		3- 2	
3- 6	0- 0		0- 0	AWAY		0- 2			1- 1		2- 3	
1- 1	0- 0		0- 0	NEUTRAL		1- 1			0- 0		0- 0	
RPI S Opponent	Score	RPI S Opponent	Score	RPI S Opponent	Score	RPI S Opponent	Score	RPI S Opponent	Score			
22 H Ohio	0 3	34 A Mi chi gan St.	0 3	65 A Bowl ing Green	0 3	106 N Texas-Arl ington	1 3					
25 H Mi chi gan	0 3	49 A Kentucky	0 3	65 N Bowl ing Green	0 3	110 N Georgi a Tech	1 3					
				71 H Western Ky.	0 3	130 A Western Mi ch.	0 3					
				90 A IPFW	0 3	130 H Western Mi ch.	3 2					
				92 A Northern Ill.	0 3	141 H Cl evel and St.	0 3					
				92 H Northern Ill.	1 3	144 A Mi ami (Ohi o)	3 0					
				92 N Northern Ill.	3 2	146 A SMU	2 3					
						156 A Eastern Mi ch.	0 3					
						156 H Eastern Mi ch.	3 1					
						165 N Villanova	3 0					
						171 A Ball St.	2 3					
						171 H Ball St.	0 3					
						187 A Central Mi ch.	1 3					
						187 A Central Mi ch.	3 2					
						187 H Central Mi ch.	3 1					
						195 H Wright St.	0 3					
						208 H Binghamton	3 1					
						216 H Buffal o	3 1					
						221 H Kent St.	0 3					
						255 A Akron	3 0					
						258 N Grambl ing	3 0					
LAST 10 DIVISION I GAMES												
		65 N Bowl ing Green	0 3	171H Ball St.	0 3							
		92 N Northern Ill.	3 2	216H Buffal o	3 1							
		187 A Central Mi ch.	3 2	92 A Northern Ill.	0 3							
		156 H Eastern Mi ch.	3 1	130A Western Mi ch.	0 3							
		187 H Central Mi ch.	3 1	187A Central Mi ch.	1 3							

Non-Di v. I Games

Tol edo

Average RPI	W n 209	WON-LOST	WINNING	LAST 10	OPPONENT	OPP.	STRENGTH	TEAM	ADJ	CONF.	ADJ	CONF.
Average RPI	Loss 94	RECORD	PCT. RANK	GAMES	SUCCESS	OF	SCHEDULE	RPI	RPI	RPI	RPI	RPI
DIV. I ONLY		12- 17	196	3- 7	122		99	174	173	12	13	
DIV. I NON-CONF		5- 9	224	0- 1	130		112	192	200	11	11	
<hr/>												
TOTALS	RPI 1-25		RPI 26-50		W-L RECORDS		RPI 51-100		RPI 101-150		RPI 150+	
12- 17	0- 4		0- 1		OVERALL		0- 6		1- 3		11- 3	
8- 6	0- 0		0- 1		HOME		0- 4		1- 0		7- 1	
3- 8	0- 3		0- 0		AWAY		0- 2		0- 2		3- 1	
1- 3	0- 1		0- 0		NEUTRAL		0- 0		0- 1		1- 1	
5- 9	0- 1		0- 0		NON-CONFERENCE		0- 3		0- 2		5- 3	
3- 4	0- 0		0- 0		HOME		0- 3		0- 0		3- 1	
1- 3	0- 1		0- 0		AWAY		0- 0		0- 1		1- 1	
1- 2	0- 0		0- 0		NEUTRAL		0- 0		0- 1		1- 1	
7- 8	0- 3		0- 1		CONFERENCE		0- 3		1- 1		6- 0	
5- 2	0- 0		0- 1		HOME		0- 1		1- 0		4- 0	
2- 5	0- 2		0- 0		AWAY		0- 2		0- 1		2- 0	
0- 1	0- 1		0- 0		NEUTRAL		0- 0		0- 0		0- 0	
RPI S	Opponent	Score	RPI S	Opponent	Score	RPI S	Opponent	Score	RPI S	Opponent	Score	
6 A	Florida	0 3	48 H	Notre Dame	0 3	59 A	Cincinnati	0 3	108 A	Pittsburgh	0 3	
21 A	Louisville	0 3				77 H	Towson	2 3	110 A	Georgia Tech	0 3	
24 A	St. John's (N.Y.)	0 3				81 H	Florida A&M	1 3	112 N	Arkansas St.	1 3	
24 N	St. John's (N.Y.)	0 3				85 H	Marquette	2 3	134 H	Seton Hall	3 0	
						97 A	Connecticut	0 3	154 A	North Fla.	3 2	
						100 H	Texas Tech	0 3	165 H	Villanova	3 0	
									179 H	Ill.-Chicago	3 0	
									186 H	Jacksonville	3 0	
									195 H	Wright St.	2 3	
									200 H	Syracuse	3 0	
									204 A	Georgetown	3 2	
									211 H	UTEP	3 0	
									220 A	UCF	0 3	
									226 N	Sam Houston St.	1 3	
									249 H	Rutgers	3 1	
									268 N	Stetson	3 1	
									275 H	DePaul	3 1	
									285 A	West Virginia	3 1	
<hr/>												
LAST 10 DIVISION I GAMES												
81 H	Florida A&M	1 3	275 H	DePaul	3 1							
24 N	St. John's (N.Y.)	0 3	24 A	St. John's (N.Y.)	0 3							
59 A	Cincinnati	0 3	97 A	Connecticut	0 3							
21 A	Louisville	0 3	249 H	Rutgers	3 1							
48 H	Notre Dame	0 3	165 H	Villanova	3 0							

Non-Div. I Games

South Fla.

Average RPI	W n 203	WON-LOST	WINNING	LAST 10	OPPONENT	OPP.	STRENGTH	TEAM	ADJ	CONF.	ADJ	CONF.
Average RPI	Loss82	RECORD	PCT. RANK	GAMES	SUCCESS	OF	SCHEDULE	RPI	RPI	RPI	RPI	RPI
DIV. I ONLY		10- 20	237	4- 6	88		83	189	174	6		6
DIV. I NON-CONF		4- 8	228	0- 0	139		144	210	207	7		8

TOTALS	RPI 1-25		RPI 26-50		W-L RECORDS		RPI 51-100		RPI 101-150		RPI 150+	
10- 20	0- 3		1- 6		OVERALL		0- 3		2- 6		7- 2	
7- 8	0- 1		1- 3		HOME		0- 1		2- 2		4- 1	
1- 9	0- 1		0- 3		AWAY		0- 2		0- 3		1- 0	
2- 3	0- 1		0- 0		NEUTRAL		0- 0		0- 1		2- 1	
4- 8	0- 0		0- 3		NON-CONFERENCE		0- 1		0- 2		4- 2	
3- 4	0- 0		0- 2		HOME		0- 0		0- 1		3- 1	
0- 2	0- 0		0- 1		AWAY		0- 1		0- 0		0- 0	
1- 2	0- 0		0- 0		NEUTRAL		0- 0		0- 1		1- 1	
6- 12	0- 3		1- 3		CONFERENCE		0- 2		2- 4		3- 0	
4- 4	0- 1		1- 1		HOME		0- 1		2- 1		1- 0	
1- 7	0- 1		0- 2		AWAY		0- 1		0- 3		1- 0	
1- 1	0- 1		0- 0		NEUTRAL		0- 0		0- 0		1- 0	
RPI S Opponent	Score		RPI S Opponent	Score		RPI S Opponent	Score		RPI S Opponent	Score		
18 A Utah	0	3	29 A New Mexico St.	0	3	60 A UNLV	0	3	125 A San Di ego St.	0	3	
18 H Utah	1	3	29 H New Mexico St.	0	3	60 H UNLV	2	3	125 H San Di ego St.	3	0	
18 N Utah	0	3	30 A Colorado St.	0	3	79 A Bayl or	0	3	126 A TCU	0	3	
			30 H Colorado St.	0	3				126 H TCU	3	0	
			40 A Brigham Young	1	3				131 N Houston	1	3	
			40 H Brigham Young	3	1				132 A Wyomi ng	0	3	
			43 H Stephen F. Austin	1	3				132 H Wyomi ng	0	3	
									150 H Cal St. Fullerton	0	3	
									189 H Utah St.	1	3	
									201 H Dartmouth	3	0	
									203 N Ark. -Li ttle Rock	0	3	
									211 H UTEP	3	1	
									243 H UC Ri versi de	3	0	
									267 A Ai r Force	3	0	
									267 H Ai r Force	3	0	
									267 N Ai r Force	3	0	
									284 N La. -Monroe	3	2	

LAST 10 DIVISION I GAMES												
18 N Utah	0	3	40 H Bri gham Young	3	1							
267 N Ai r Force	3	0	60 A UNLV	0	3							
132 A Wyomi ng	0	3	125A San Di ego St.	0	3							
126 H TCU	3	0	30 H Col orado St.	0	3							
18 H Utah	1	3	267H Ai r Force	3	0							

Non-Di v. I Games

New Mexico

Average RPI	W n 230	WON-LOST	WINNING	LAST 10	OPPONENT	OPP.	STRENGTH	TEAM	ADJ	CONF.	ADJ	CONF.
Average RPI	Loss120	RECORD	PCT. RANK	GAMES	SUCCESS	OF	SCHEDULE	RPI	RPI	RPI	RPI	RPI
DIV. I ONLY		11- 14	182	4- 6	144		203	186	175	16		16
DIV. I NON-CONF		5- 6	182	0- 0	209		249	212	202	17		17
<hr/>												
TOTALS	RPI 1-25		RPI 26-50		W-L RECORDS		RPI 51-100			RPI 101-150		RPI 150+
11- 14	0- 0		0- 0		OVERALL		0- 6			0- 4		11- 4
8- 4	0- 0		0- 0		HOME		0- 3			0- 0		8- 1
2- 7	0- 0		0- 0		AWAY		0- 3			0- 2		2- 2
1- 3	0- 0		0- 0		NEUTRAL		0- 0			0- 2		1- 1
5- 6	0- 0		0- 0		NON-CONFERENCE		0- 0			0- 4		5- 2
4- 1	0- 0		0- 0		HOME		0- 0			0- 0		4- 1
0- 2	0- 0		0- 0		AWAY		0- 0			0- 2		0- 0
1- 3	0- 0		0- 0		NEUTRAL		0- 0			0- 2		1- 1
6- 8	0- 0		0- 0		CONFERENCE		0- 6			0- 0		6- 2
4- 3	0- 0		0- 0		HOME		0- 3			0- 0		4- 0
2- 5	0- 0		0- 0		AWAY		0- 3			0- 0		2- 2
0- 0	0- 0		0- 0		NEUTRAL		0- 0			0- 0		0- 0
RPI S	Opponent	Score	RPI S	Opponent	Score	RPI S	Opponent	Score	RPI S	Opponent	Score	
						55 A Princeton	0	3	121 N East Caro.	0	3	
						55 H Princeton	1	3	125 N San Diego St.	0	3	
						68 A Yale	0	3	137 A Charlotte	1	3	
						68 H Yale	0	3	150 A Cal St. Fullerton	1	3	
						93 A Cornell I	1	3	154 N North Fla.	0	3	
						93 H Cornell I	0	3	165 H Villanova	0	3	
									192 A Harvard	3	2	
									192 H Harvard	3	2	
									199 A Brown	2	3	
									199 H Brown	3	2	
									201 A Dartmouth	0	3	
									201 H Dartmouth	3	2	
									208 H Binghamton	3	1	
									214 N Lipscomb	3	0	
									237 A Col umbi a	3	0	
									237 H Col umbi a	3	0	
									260 H Fairleigh Dickinson	3	1	
									269 H La Salle	3	0	
									319 H Quinnipiac	3	0	
<hr/>												
LAST 10 DIVISION I GAMES												
						55 A Princeton	0	3	192H Harvard	3	2	
						237 A Col umbi a	3	0	201H Dartmouth	3	2	
						93 A Cornell I	1	3	199A Brown	2	3	
						68 H Yale	0	3	68 A Yale	0	3	
						199 H Brown	3	2	93 H Cornell I	0	3	

Non-Div. I Games

Penn

Average RPI	W n 210	WON-LOST	WINNING	LAST 10	OPPONENT	OPP.	STRENGTH	TEAM	ADJ	CONF.	ADJ	CONF.
Average RPI	Loss106	RECORD	PCT. RANK	GAMES	SUCCESS	OF	SCHEDULE	RPI	RPI	RPI	RPI	RPI
DIV. I ONLY		13- 16	177	3- 7	125		136	164	176	21	21	
DIV. I NON-CONF		13- 16	188	3- 7	117		137	159	183	21	21	
TOTALS	RPI 1-25		RPI 26-50	W-L RECORDS		RPI 51-100			RPI 101-150		RPI 150+	
13- 16	0- 1		0- 4	OVERALL		0- 5			3- 1		10- 5	
4- 5	0- 0		0- 1	HOME		0- 1			1- 1		3- 2	
7- 7	0- 0		0- 3	AWAY		0- 2			1- 0		6- 2	
2- 4	0- 1		0- 0	NEUTRAL		0- 2			1- 0		1- 1	
13- 16	0- 1		0- 4	NON-CONFERENCE		0- 5			3- 1		10- 5	
4- 5	0- 0		0- 1	HOME		0- 1			1- 1		3- 2	
7- 7	0- 0		0- 3	AWAY		0- 2			1- 0		6- 2	
2- 4	0- 1		0- 0	NEUTRAL		0- 2			1- 0		1- 1	
0- 0	0- 0		0- 0	CONFERENCE		0- 0			0- 0		0- 0	
0- 0	0- 0		0- 0	HOME		0- 0			0- 0		0- 0	
0- 0	0- 0		0- 0	AWAY		0- 0			0- 0		0- 0	
0- 0	0- 0		0- 0	NEUTRAL		0- 0			0- 0		0- 0	
RPI S Opponent Score	RPI S Opponent Score				RPI S Opponent Score	RPI S Opponent Score				RPI S Opponent Score		
7 N Wisconsin	0	3	38 A Wisconsin-Milwaukee	0	3	64 N Winthrop	0	3	132 H Wyoming	3	0	
			41 A Sacramento St.	0	3	66 N San Francisco	0	3	140 A Eastern Wash.	3	1	
			41 A Sacramento St.	0	3	74 A Portland St.	0	3	140 H Eastern Wash.	1	3	
			41 H Sacramento St.	1	3	74 H Portland St.	2	3	147 N Siena	3	0	
						80 A Arizona	0	3	187 N Central Mich.	1	3	
									205 A Montana	0	3	
									205 A Montana	3	2	
									205 H Montana	2	3	
									206 A Weber St.	3	2	
									206 H Weber St.	1	3	
									219 A Idaho St.	3	1	
									219 H Idaho St.	3	0	
									225 A Northern Ari z.	2	3	
									225 H Northern Ari z.	3	1	
									233 N Chattanooga	3	0	
									239 A Montana St.	3	1	
									239 H Montana St.	3	0	
									265 A North Carolina St.	3	1	
									267 A Air Force	3	0	
LAST 10 DIVISION I GAMES												
41 A Sacramento St.	0	3	140H Eastern Wash.	1	3							
205 A Montana	3	2	239A Montana St.	3	1							
41 H Sacramento St.	1	3	205A Montana	0	3							
206 H Weber St.	1	3	267A Air Force	3	0							
74 H Portland St.	2	3	225A Northern Ari z.	2	3							

Non-Div. I Games

Northern Colo.

Average RPI	W n 233	WON-LOST	WINNING	LAST 10	OPPONENT	OPP.	STRENGTH	TEAM	ADJ	CONF.	ADJ	CONF.
Average RPI	Loss124	RECORD	PCT. RANK	GAMES	SUCCESS	OF	SCHEDULE	RPI	RPI	RPI	RPI	RPI
DIV. I ONLY		15- 15	153	5- 5	181		198	172	177	19	20	
DIV. I NON-CONF		6- 8	192	0- 2	206		213	215	215	18	19	

TOTALS	RPI 1-25		RPI 26-50		W-L RECORDS		RPI 51-100			RPI 101-150		RPI 150+
15- 15	0- 0		0- 3		OVERALL		0- 3			0- 4		15- 5
8- 3	0- 0		0- 1		HOME		0- 1			0- 1		8- 0
5- 8	0- 0		0- 1		AWAY		0- 2			0- 2		5- 3
2- 4	0- 0		0- 1		NEUTRAL		0- 0			0- 1		2- 2
6- 8	0- 0		0- 0		NON-CONFERENCE		0- 3			0- 2		6- 3
3- 1	0- 0		0- 0		HOME		0- 1			0- 0		3- 0
1- 4	0- 0		0- 0		AWAY		0- 2			0- 1		1- 1
2- 3	0- 0		0- 0		NEUTRAL		0- 0			0- 1		2- 2
9- 7	0- 0		0- 3		CONFERENCE		0- 0			0- 2		9- 2
5- 2	0- 0		0- 1		HOME		0- 0			0- 1		5- 0
4- 4	0- 0		0- 1		AWAY		0- 0			0- 1		4- 2
0- 1	0- 0		0- 1		NEUTRAL		0- 0			0- 0		0- 0
RPI S	Opponent	Score	RPI S	Opponent	Score	RPI S	Opponent	Score	RPI S	Opponent	Score	
			38 A	Wis.-Milwaukee	0 3	85 A	Marquette	0 3	115 N	Marshall	0 3	
			38 H	Wis.-Milwaukee	0 3	90 A	IPFW	0 3	121 A	East Caro.	0 3	
			38 N	Wis.-Milwaukee	1 3	91 H	Delaware	1 3	141 A	Cleveland St.	0 3	
									141 H	Cleveland St.	0 3	
									179 A	Ill.-Chicago	1 3	
									179 H	Ill.-Chicago	3 2	
									184 N	Tenn.-Martin	2 3	
									187 A	Central Mich.	1 3	
									188 A	Loyola (Ill.)	0 3	
									188 H	Loyola (Ill.)	3 0	
									195 A	Wright St.	3 0	
									195 A	Wright St.	3 0	
									195 H	Wright St.	3 1	
									219 N	Idaho St.	2 3	
									221 H	Kent St.	3 2	
									234 H	Drake	3 0	
									240 A	IUPUI	3 2	
									248 A	Youngstown St.	3 0	
									248 H	Youngstown St.	3 1	
									258 N	Grambling	3 1	
									272 A	Butler	3 2	
									272 H	Butler	3 1	
									275 H	DePaul	3 2	
									277 N	Indiana St.	3 1	

LAST 10 DIVISION I GAMES												
			38 N	Wis.-Milwaukee	1 3	188 H	Loyola (Ill.)	3 0				
			195 A	Wright St.	3 0	90 A	IPFW	0 3				
			272 A	Butler	3 2	38 H	Wis.-Milwaukee	0 3				
			195 A	Wright St.	3 0	85 A	Marquette	0 3				
			179 H	Ill.-Chicago	3 2	141 A	Cleveland St.	0 3				

Non-Div. I Games

Wis.-Green Bay

Average RPI	W n 221	WON-LOST	WINNING	LAST 10	OPPONENT	OPP.	STRENGTH	TEAM	ADJ	CONF.	ADJ CONF.
Average RPI	Loss115	RECORD	PCT. RANK	GAMES	SUCCESS	OF	SCHEDULE	RPI	RPI	RPI	RPI
DIV. I ONLY		15- 17	167	6- 4	164		156	173	178	23	23
DIV. I NON-CONF		4- 10	253	0- 0	224		29	240	230	23	23
<hr/>											
TOTALS	RPI 1-25		RPI 26-50		W-L RECORDS		RPI 51-100		RPI 101-150		RPI 150+
15- 17	0- 2		0- 3		OVERALL		0- 2		2- 5		13- 5
11- 4	0- 1		0- 1		HOME		0- 1		2- 1		9- 0
4- 8	0- 0		0- 1		AWAY		0- 0		0- 4		4- 3
0- 5	0- 1		0- 1		NEUTRAL		0- 1		0- 0		0- 2
4- 10	0- 2		0- 0		NON-CONFERENCE		0- 2		1- 4		3- 2
3- 3	0- 1		0- 0		HOME		0- 1		1- 1		2- 0
1- 3	0- 0		0- 0		AWAY		0- 0		0- 3		1- 0
0- 4	0- 1		0- 0		NEUTRAL		0- 1		0- 0		0- 2
11- 7	0- 0		0- 3		CONFERENCE		0- 0		1- 1		10- 3
8- 1	0- 0		0- 1		HOME		0- 0		1- 0		7- 0
3- 5	0- 0		0- 1		AWAY		0- 0		0- 1		3- 3
0- 1	0- 0		0- 1		NEUTRAL		0- 0		0- 0		0- 0
RPI S	Opponent	Score	RPI S	Opponent	Score	RPI S	Opponent	Score	RPI S	Opponent	Score
2 N	UCLA	1 3	43 A	Stephen F. Austin	2 3	79 H	Bayl or	1 3	106 A	Texas-Arlington	1 3
8 H	Southern Cal i forn i a	0 3	43 H	Stephen F. Austin	1 3	100 N	Texas Tech	0 3	106 H	Texas-Arlington	3 1
			43 N	Stephen F. Austin	1 3				114 H	North Texas	0 3
									126 A	TCU	0 3
									131 A	Houston	0 3
									132 H	Wyomi ng	3 0
									133 A	Denver	0 3
									162 N	Georgi a	0 3
									167 A	UTSA	2 3
									167 A	UTSA	3 2
									167 H	UTSA	3 2
									194 H	McNeese St.	3 0
									211 N	UTEP	2 3
									226 A	Sam Houston St.	3 1
									226 H	Sam Houston St.	3 2
									231 A	A&M-Corpus Christi	3 1
									231 H	A&M-Corpus Christi	3 1
									235 A	Central Ark.	0 3
									247 A	Northwestern St.	2 3
									250 H	Lamar	3 2
									253 A	Tex. -Pan American	3 1
									253 H	Tex. -Pan American	3 0
									279 H	Ni chol l s St.	3 0
									286 H	Texas Southern	3 0
									314 H	Southeastern La.	3 0
<hr/>											
LAST 10 DIVISION I GAMES											
			43 N	Stephen F. Austin	1 3	226 H	Sam Houston St.	3 2			
			167 A	UTSA	3 2	314 H	Southeastern La.	3 0			
			231 A	A&M-Corpus Christi	3 1	279 H	Ni chol l s St.	3 0			
			167 A	UTSA	2 3	106 H	Texas-Arlington	3 1			
			43 H	Stephen F. Austin	1 3	247 A	Northwestern St.	2 3			

Non-Div. I Games

Texas St.

Average RPI Win 222 Loss 112			WON-LOST RECORD		WINNING PCT. RANK		LAST 10 GAMES		OPPONENT OPP. STRENGTH SUCCESS OF SCHEDULE		TEAM RPI	ADJ RPI	CONF. RPI	ADJ CONF. RPI	
DIV. I ONLY			17- 17		153		4- 6		177		176	167	179	19	20
DIV. I NON-CONF			6- 10		211		0- 0		197		147	222	221	18	19
TOTALS		RPI 1-25	RPI 26-50		W-L RECORDS		RPI 51-100		RPI 101-150		RPI 150+				
17- 17		0- 0	0- 6		OVERALL		0- 2		3- 3		14- 6				
10- 5		0- 0	0- 1		HOME		0- 0		0- 3		10- 1				
4- 8		0- 0	0- 3		AWAY		0- 1		1- 0		3- 4				
3- 4		0- 0	0- 2		NEUTRAL		0- 1		2- 0		1- 1				
6- 10		0- 0	0- 3		NON-CONFERENCE		0- 2		1- 2		5- 3				
4- 3		0- 0	0- 0		HOME		0- 0		0- 2		4- 1				
1- 4		0- 0	0- 2		AWAY		0- 1		0- 0		1- 1				
1- 3		0- 0	0- 1		NEUTRAL		0- 1		1- 0		0- 1				
11- 7		0- 0	0- 3		CONFERENCE		0- 0		2- 1		9- 3				
6- 2		0- 0	0- 1		HOME		0- 0		0- 1		6- 0				
3- 4		0- 0	0- 1		AWAY		0- 0		1- 0		2- 3				
2- 1		0- 0	0- 1		NEUTRAL		0- 0		1- 0		1- 0				
RPI S	Opponent	Score	RPI S	Opponent	Score	RPI S	Opponent	Score	RPI S	Opponent	Score				
38 A	Wis.-Milwaukee	2 3	77 N	Towson	1 3	114 H	North Texas	2 3							
38 H	Wis.-Milwaukee	1 3	92 A	Northern Ill.	0 3	130 H	Western Mich.	0 3							
38 N	Wis.-Milwaukee	0 3				141 A	Cleveland St.	3 1							
46 A	Northwestern	0 3				141 H	Cleveland St.	1 3							
47 A	Middle Tenn.	0 3				141 N	Cleveland St.	3 2							
50 N	St. Louis	1 3				144 N	Miami (Ohio)	3 2							
						157 H	Valparaiso	1 3							
						173 A	South Fla.	0 3							
						177 A	Wis.-Green Bay	2 3							
						177 H	Wis.-Green Bay	3 1							
						188 A	Loyola (Ill.)	0 3							
						188 H	Loyola (Ill.)	3 2							
						188 H	Loyola (Ill.)	3 0							
						195 A	Wright St.	2 3							
						195 H	Wright St.	3 0							
						211 N	UTEP	1 3							
						229 H	Bradley	3 0							
						232 H	Western Ill.	3 1							
						238 A	Eastern Ill.	3 1							
						248 A	Youngstown St.	3 2							
						248 H	Youngstown St.	3 0							
						272 A	Butler	3 1							
						272 H	Butler	3 0							
						272 N	Butler	3 0							
						275 H	DePaul	3 0							
						316 H	Chicago St.	3 0							
LAST 10 DIVISION I GAMES			38 A Wis.-Milwaukee 2 3			248H Youngstown St. 3 0									
141 N Cleveland St. 3 2			141H Cleveland St. 1 3			272A Butler 3 1									
272 N Butler 3 0			195A Wright St. 2 3												
188 A Loyola (Ill.) 0 3															
177 A Wis.-Green Bay 2 3															

Non-Div. I Games

111. -Chi cago

Average RPI	W n 219	WON-LOST	WINNING	LAST 10	OPPONENT	OPP.	STRENGTH	TEAM	ADJ	CONF.	ADJ	CONF.
Average RPI	Loss 94	RECORD	PCT. RANK	GAMES	SUCCESS	OF	SCHEDULE	RPI	RPI	RPI	RPI	RPI
DIV. I ONLY		10- 19	231	4- 6	100		142	194	180	13	11	
DIV. I NON-CONF		4- 7	218	1- 0	92		181	181	170	14	14	

TOTALS	RPI 1-25		RPI 26-50		W-L RECORDS		RPI 51-100			RPI 101-150		RPI 150+
10- 19	0- 0		0- 3		OVERALL		1- 7			0- 8		9- 1
6- 7	0- 0		0- 2		HOME		1- 2			0- 3		5- 0
2- 10	0- 0		0- 1		AWAY		0- 3			0- 5		2- 1
2- 2	0- 0		0- 0		NEUTRAL		0- 2			0- 0		2- 0
4- 7	0- 0		0- 1		NON-CONFERENCE		0- 4			0- 2		4- 0
2- 2	0- 0		0- 1		HOME		0- 1			0- 0		2- 0
0- 3	0- 0		0- 0		AWAY		0- 1			0- 2		0- 0
2- 2	0- 0		0- 0		NEUTRAL		0- 2			0- 0		2- 0
6- 12	0- 0		0- 2		CONFERENCE		1- 3			0- 6		5- 1
4- 5	0- 0		0- 1		HOME		1- 1			0- 3		3- 0
2- 7	0- 0		0- 1		AWAY		0- 2			0- 3		2- 1
0- 0	0- 0		0- 0		NEUTRAL		0- 0			0- 0		0- 0
RPI S	Opponent	Score	RPI S	Opponent	Score	RPI S	Opponent	Score	RPI S	Opponent	Score	
			28 H	UNI	0 3	61 A	Jacksonville St.	0 3	107 A	James Madi son	0 3	
			35 A	Hofstra	0 3	64 N	Winthrop	0 3	107 H	James Madi son	0 3	
			35 H	Hofstra	1 3	77 A	Towson	2 3	110 A	Georgi a Tech	0 3	
						77 H	Towson	0 3	111 A	Northeastern	0 3	
						89 H	UAB	0 3	111 H	Northeastern	0 3	
						91 A	Del aware	1 3	124 A	VCU	1 3	
						91 H	Del aware	3 2	124 H	VCU	0 3	
						99 N	Mi ssi ssi ppi St.	0 3	149 A	Auburn	0 3	
									162 N	Georgi a	3 2	
									191 A	William & Mary	2 3	
									191 H	William & Mary	3 2	
									217 N	Gardner-Webb	3 1	
									218 A	George Mason	3 1	
									218 H	George Mason	3 0	
									257 H	Mercer	3 1	
									263 A	UNC Wi lmi ngton	3 2	
									263 H	UNC Wi lmi ngton	3 0	
									308 H	Kennesaw St.	3 0	

LAST 10 DIVISION I GAMES												
			35 A	Hofstra	0 3	107 H	James Madi son	0 3				
			111 A	Northeastern	0 3	218 H	George Mason	3 0				
			77 H	Towson	0 3	257 H	Mercer	3 1				
			91 H	Del aware	3 2	191 A	William & Mary	2 3				
			263 H	UNC Wi lmi ngton	3 0	124 A	VCU	1 3				

Non-Di v. I Games

Georgia St.

Average RPI	W n 216	WON-LOST	WINNING	LAST 10	OPPONENT	OPP.	STRENGTH	TEAM	ADJ	CONF.	ADJ	CONF.
Average RPI	Loss85	RECORD	PCT. RANK	GAMES	SUCCESS	OF	SCHEDULE	RPI	RPI	RPI	RPI	RPI
DIV. I ONLY		13- 17	186	5- 5	198		74	190	181	11	10	
DIV. I NON-CONF		7- 6	143	1- 0	251		50	176	162	9	9	
TOTALS	RPI 1-25		RPI 26-50	W-L RECORDS		RPI 51-100			RPI 101-150		RPI 150+	
13- 17	0- 2		0- 4	OVERALL		0- 4			2- 4		11- 3	
7- 5	0- 1		0- 2	HOME		0- 0			2- 1		5- 1	
3- 8	0- 1		0- 1	AWAY		0- 1			0- 3		3- 2	
3- 4	0- 0		0- 1	NEUTRAL		0- 3			0- 0		3- 0	
7- 6	0- 0		0- 1	NON-CONFERENCE		0- 4			1- 1		6- 0	
3- 1	0- 0		0- 1	HOME		0- 0			1- 0		2- 0	
1- 2	0- 0		0- 0	AWAY		0- 1			0- 1		1- 0	
3- 3	0- 0		0- 0	NEUTRAL		0- 3			0- 0		3- 0	
6- 11	0- 2		0- 3	CONFERENCE		0- 0			1- 3		5- 3	
4- 4	0- 1		0- 1	HOME		0- 0			1- 1		3- 1	
2- 6	0- 1		0- 1	AWAY		0- 0			0- 2		2- 2	
0- 1	0- 0		0- 1	NEUTRAL		0- 0			0- 0		0- 0	
RPI S Opponent	Score		RPI S Opponent	Score		RPI S Opponent	Score		RPI S Opponent	Score		
12 A Hawai i	0 3		29 A New Mexico St.	0 3		60 N UNLV	0 3		113 A San Jose St.	0 3		
12 H Hawai i	1 3		29 H New Mexico St.	0 3		62 N Florida Int'l	2 3		113 H San Jose St.	0 3		
			29 N New Mexico St.	1 3		76 N South Carolina	0 3		123 H North Dakota St.	3 2		
			42 H Oregon	0 3		95 A Washington St.	0 3		126 A TCU	1 3		
									148 A Nevada	2 3		
									148 H Nevada	3 1		
									151 A Idaho	1 3		
									151 H Idaho	2 3		
									160 H Gonzaga	3 0		
									189 A Utah St.	1 3		
									189 H Utah St.	3 1		
									219 H Idaho St.	3 0		
									223 A Fresno St.	3 2		
									223 H Fresno St.	3 0		
									225 A Northern Ari z.	3 0		
									228 N UC Davi s	3 0		
									231 N A&M-Corpus Christi	3 0		
									274 A Loui si ana Tech	3 2		
									274 H Loui si ana Tech	3 0		
									293 N Loyol a (Md.)	3 0		
LAST 10 DIVISION I GAMES												
			29 N New Mexi co St.	1 3		113A San Jose St.	0 3					
			148 H Nevada	3 1		274H Loui si ana Tech	3 0					
			189 H Utah St.	3 1		29 H New Mexi co St.	0 3					
			12 H Hawai i	1 3		123H North Dakota St.	3 2					
			223 A Fresno St.	3 2		151H Idaho	2 3					

Non-Di v. I Games

Boi se St.

Average RPI	W n 165	WON-LOST	WINNING	LAST 10	OPPONENT	OPP.	STRENGTH	TEAM	ADJ	CONF.	ADJ	CONF.
Average RPI	Loss102	RECORD	PCT. RANK	GAMES	SUCCESS	OF	SCHEDULE	RPI	RPI	RPI	RPI	RPI
DIV. I ONLY		12- 19	216	4- 6	105		95	176	182	8	8	
DIV. I NON-CONF		3- 6	228	0- 0	91		114	185	180	8	7	
TOTALS	RPI 1-25		RPI 26-50	W-L RECORDS		RPI 51-100			RPI 101-150		RPI 150+	
12- 19	0- 0		0- 3	OVERALL		1- 6			5- 6		6- 4	
5- 9	0- 0		0- 1	HOME		0- 4			2- 3		3- 1	
6- 7	0- 0		0- 2	AWAY		1- 2			3- 2		2- 1	
1- 3	0- 0		0- 0	NEUTRAL		0- 0			0- 1		1- 2	
3- 6	0- 0		0- 1	NON-CONFERENCE		1- 2			0- 1		2- 2	
1- 2	0- 0		0- 0	HOME		0- 2			0- 0		1- 0	
1- 1	0- 0		0- 1	AWAY		1- 0			0- 0		0- 0	
1- 3	0- 0		0- 0	NEUTRAL		0- 0			0- 1		1- 2	
9- 13	0- 0		0- 2	CONFERENCE		0- 4			5- 5		4- 2	
4- 7	0- 0		0- 1	HOME		0- 2			2- 3		2- 1	
5- 6	0- 0		0- 1	AWAY		0- 2			3- 2		2- 1	
0- 0	0- 0		0- 0	NEUTRAL		0- 0			0- 0		0- 0	
RPI S	Opponent	Score	RPI S	Opponent	Score	RPI S	Opponent	Score	RPI S	Opponent	Score	
			27 A Duke	0	3	57 A Al abama	3	2	104 A Flori da St.	3	2	
			27 H Duke	0	3	67 H Loyol a Marymount	0	3	104 H Flori da St.	2	3	
			34 A Mi chi gan St.	0	3	69 A Vi rgi ni a	0	3	110 A Georgi a Tech	3	1	
						69 H Vi rgi ni a	1	3	110 H Georgi a Tech	2	3	
						81 H Fl ori da A&M	2	3	127 A Vi rgi ni a Tech	1	3	
						86 A Cl emson	1	3	127 H Vi rgi ni a Tech	3	0	
						86 H Cl emson	1	3	136 N Kansas	1	3	
									138 A North Caroli na	1	3	
									138 H North Caroli na	0	3	
									142 A Wake Forest	3	1	
									142 H Wake Forest	3	1	
									156 N Eastern Mi ch.	0	3	
									158 A Maryl and	0	3	
									158 H Maryl and	3	0	
									165 N Vi ll anova	2	3	
									169 A Boston Colle ge	3	1	
									169 H Boston Colle ge	2	3	
									186 H Jacksonvi lle	3	1	
									256 N Al abama A&M	3	0	
									265 A North Caroli na St.	3	0	
									265 H North Caroli na St.	3	1	
LAST 10 DIVISION I GAMES												
			27 A Duke	0	3	127H Vi rgi ni a Tech	3	0				
			142 A Wake Forest	3	1	86 H Cl emson	1	3				
			265 A North Caroli na St.	3	0	110H Georgi a Tech	2	3				
			138 A North Caroli na	1	3	169A Boston Col lege	3	1				
			69 H Vi rgi ni a	1	3	158A Maryl and	0	3				

Non-Di v. I Games





























Mi ami (Fl a.)











Average RPI Win 183 Average RPI Loss 77				WON-LOST RECORD		WINNING PCT. RANK		LAST 10 GAMES		OPPONENT OPP. STRENGTH SUCCESS OF SCHEDULE		TEAM RPI		ADJ RPI		CONF. RPI		ADJ CONF. RPI					
DIV. I ONLY				8- 21		264		2- 8		86		67		203		183		7		7			
DIV. I NON-CONF				5- 10		228		2- 1		99		44		180		176		6		6			
TOTALS				RPI 1-25		RPI 26-50		W-L RECORDS		RPI 51-100				RPI 101-150		RPI 150+							
8- 21				0- 4		0- 4		OVERALL		1- 7				2- 5		5- 1							
4- 8				0- 2		0- 1		HOME		1- 3				1- 2		2- 0							
3- 9				0- 2		0- 2		AWAY		0- 2				1- 2		2- 1							
1- 4				0- 0		0- 1		NEUTRAL		0- 2				0- 1		1- 0							
5- 10				0- 2		0- 2		NON-CONFERENCE		1- 3				1- 2		3- 1							
3- 2				0- 1		0- 0		HOME		1- 1				1- 0		1- 0							
1- 4				0- 1		0- 1		AWAY		0- 0				0- 1		1- 1							
1- 4				0- 0		0- 1		NEUTRAL		0- 2				0- 1		1- 0							
3- 11				0- 2		0- 2		CONFERENCE		0- 4				1- 3		2- 0							
1- 6				0- 1		0- 1		HOME		0- 2				0- 2		1- 0							
2- 5				0- 1		0- 1		AWAY		0- 2				1- 1		1- 0							
0- 0				0- 0		0- 0		NEUTRAL		0- 0				0- 0		0- 0							
RPI S	Opponent			Score		RPI S	Opponent			Score		RPI S	Opponent			Score		RPI S	Opponent			Score	
17 A	Cal Poly			0 3		26 A	Long Beach St.			0 3		51 A	UC Santa Barb.			0 3		101 N	Kansas St.			0 3	
17 H	Cal Poly			0 3		26 H	Long Beach St.			0 3		51 H	UC Santa Barb.			0 3		118 A	UC Irvine			3 1	
19 H	Cal i forni a			2 3		31 N	Santa Clara			0 3		68 H	Yale			3 1		118 H	UC Irvine			2 3	
25 A	Mi chi gan			0 3		41 A	Sacramento St.			0 3		69 N	Vi rgi ni a			1 3		131 H	Houston			3 1	
											74 H	Portland St.			1 3		148 A	Nevada			0 3		
											85 N	Marquette			1 3		150 A	Cal St. Fullerton			0 3		
											96 A	Cal St.			0 3		150 H	Cal St. Fullerton			1 3		
												Northridge					205 N	Montana			3 1		
											96 H	Cal St.			0 3		223 A	Fresno St.			0 3		
												Northridge					228 A	UC Davi s			3 2		
																	228 H	UC Davi s			3 2		
																	243 A	UC Ri versi de			3 0		
																	243 H	UC Ri versi de			3 1		
LAST 10 DIVISION I GAMES																							
131 H	Houston			3 1		51 A	UC Santa Barb.			0 3		228H	UC Davi s			3 2							
74 H	Portland St.			1 3		150A	Cal St. Fullerton			0 3		96 A	Cal St. Northridge			0 3							
26 H	Long Beach St.			0 3		51 H	UC Santa Barb.			0 3													
118 H	UC Irvine			2 3																			
17 A	Cal Poly			0 3																			

Non-Di v. I Games

Paci f i c

Average RPI	W n 236	WON-LOST	WINNING	LAST 10	OPPONENT	OPP.	STRENGTH	TEAM	ADJ	CONF.	ADJ	CONF.
Average RPI	Loss137	RECORD	PCT. RANK	GAMES	SUCCESS	OF	SCHEDULE	RPI	RPI	RPI	RPI	RPI
DIV. I ONLY		15- 13	140	3- 7	249		243	193	184	20	18	
DIV. I NON-CONF		8- 4	88	0- 1	285		296	193	197	20	20	

TOTALS	RPI 1-25		RPI 26-50		W-L RECORDS		RPI 51-100			RPI 101-150		RPI 150+
15- 13	0- 0		0- 0		OVERALL		0- 2			2- 7		13- 4
5- 3	0- 0		0- 0		HOME		0- 1			2- 2		3- 0
5- 8	0- 0		0- 0		AWAY		0- 0			0- 5		5- 3
5- 2	0- 0		0- 0		NEUTRAL		0- 1			0- 0		5- 1
8- 4	0- 0		0- 0		NON-CONFERENCE		0- 1			0- 0		8- 3
0- 0	0- 0		0- 0		HOME		0- 0			0- 0		0- 0
3- 2	0- 0		0- 0		AWAY		0- 0			0- 0		3- 2
5- 2	0- 0		0- 0		NEUTRAL		0- 1			0- 0		5- 1
7- 9	0- 0		0- 0		CONFERENCE		0- 1			2- 7		5- 1
5- 3	0- 0		0- 0		HOME		0- 1			2- 2		3- 0
2- 6	0- 0		0- 0		AWAY		0- 0			0- 5		2- 1
0- 0	0- 0		0- 0		NEUTRAL		0- 0			0- 0		0- 0
RPI S	Opponent	Score	RPI S	Opponent	Score	RPI S	Opponent	Score	RPI S	Opponent	Score	
						61 H	Jacksonville St.	0 	116 A	Eastern Ky.	0 	
						83 N	Memphi s	1 	116 H	Eastern Ky.	3 	2
									117 A	Morehead St.	1 	
									117 H	Morehead St.	0 	
									122 A	Murray St.	2 	
									122 H	Murray St.	1 	
									129 A	Tennessee St.	0 	
									129 H	Tennessee St.	3 	1
									135 A	Tennessee Tech	1 	
									152 A	Southeast Mo. St.	0 	
									152 H	Southeast Mo. St.	3 	1
									164 N	UNC Greensboro	1 	
									177 N	Wis. -Green Bay	3 	2
									214 A	Lipscomb	2 	
									236 N	El on	3 	0
									238 A	Eastern Ill.	3 	1
									238 H	Eastern Ill.	3 	1
									240 A	IUPUI	3 	0
									245 A	Troy	2 	
									263 A	UNC Wi l mington	3 	0
									264 A	Austin Peay	3 	2
									278 H	Samford	3 	0
									281 N	Campbel l	3 	1
									299 A	Wofford	3 	0
									312 N	South Carolina St.	3 	0
									317 N	Al corn St.	3 	0

LAST 10 DIVISION I GAMES												
						129 H	Tennessee St.	3 	117A	Morehead St.	1 	
						122 A	Murray St.	2 	214A	Li pscomb	2 	
						278 H	Samford	3 	135A	Tennessee Tech	1 	
						61 H	Jacksonville St.	0 	122H	Murray St.	1 	
						116 A	Eastern Ky.	0 	152H	Southeast Mo. St.	3 	1

Non-Di v. I Games Sewanee

3 0

Wi nston-Sal em

3 0

Trevecca Nazaren3

0

Tenn. -Martin

Average RPI	W n 193	WON-LOST	WINNING	LAST 10	OPPONENT	OPP.	STRENGTH	TEAM	ADJ	CONF.	ADJ	CONF.
Average RPI	Loss110	RECORD	PCT. RANK	GAMES	SUCCESS	OF	SCHEDULE	RPI	RPI	RPI	RPI	RPI
DIV. I ONLY		12- 19	216	2- 8	118		97	184	185	9	9	
DIV. I NON-CONF		7- 7	157	0- 0	145		97	147	160	12	13	
TOTALS	RPI 1-25		RPI 26-50	W-L RECORDS		RPI 51-100			RPI 101-150		RPI 150+	
12- 19	0- 3		0- 0	OVERALL		2- 7			2- 5		8- 4	
7- 5	0- 0		0- 0	HOME		1- 3			2- 0		4- 2	
3- 9	0- 2		0- 0	AWAY		1- 3			0- 4		2- 0	
2- 5	0- 1		0- 0	NEUTRAL		0- 1			0- 1		2- 2	
7- 7	0- 3		0- 0	NON-CONFERENCE		2- 1			0- 0		5- 3	
3- 1	0- 0		0- 0	HOME		1- 0			0- 0		2- 1	
2- 2	0- 2		0- 0	AWAY		1- 0			0- 0		1- 0	
2- 4	0- 1		0- 0	NEUTRAL		0- 1			0- 0		2- 2	
5- 12	0- 0		0- 0	CONFERENCE		0- 6			2- 5		3- 1	
4- 4	0- 0		0- 0	HOME		0- 3			2- 0		2- 1	
1- 7	0- 0		0- 0	AWAY		0- 3			0- 4		1- 0	
0- 1	0- 0		0- 0	NEUTRAL		0- 0			0- 1		0- 0	
RPI S Opponent Score	RPI S Opponent Score				RPI S Opponent Score	RPI S Opponent Score				RPI S Opponent Score		
3 N Penn St.	0	3			73 A Tul sa	2	3		115 A Marshall	0	3	
11 A LSU	1	3			73 H Tul sa	2	3		121 A East Caro.	2	3	
25 A Michigan	0	3			80 A Arizona	3	2		131 A Houston	1	3	
					83 H Memphis	2	3		131 H Houston	3	2	
					84 H Illinois St.	3	2		131 N Houston	0	3	
					89 A UAB	2	3		146 A SMU	2	3	
					90 N IPFW	2	3		146 H SMU	3	1	
					94 A Tulane	1	3		167 H UTSA	2	3	
					94 H Tulane	1	3		194 H McNeese St.	3	0	
									198 H Southern Miss.	2	3	
									210 N New Hampshire	0	3	
									211 A UTEP	3	2	
									211 H UTEP	3	1	
									220 H UCF	3	1	
									229 N Bradley	3	2	
									239 N Montana St.	2	3	
									250 A Lamar	3	0	
									275 H DePaul	3	0	
									279 N Nicholls St.	3	0	
LAST 10 DIVISION I GAMES				LAST 10 DIVISION I GAMES								
131 N Houston	0	3		146 H SMU	3	1						
146 A SMU	2	3		115 A Marshall	0	3						
73 A Tul sa	2	3		121 A East Caro.	2	3						
131 A Houston	1	3		94 A Tulane	1	3						
73 H Tul sa	2	3		211 A UTEP	3	2						

Non-Div. I Games

Rice

Average RPI Win 259 Loss119			WON-LOST RECORD		WINNING PCT. RANK		LAST 10 GAMES		OPPONENT OPP. STRENGTH SUCCESS OF SCHEDULE		TEAM RPI	ADJ RPI	CONF. RPI	ADJ CONF. RPI		
DIV. I ONLY			17- 14		134		6- 4		229		261		185	186	26	24
DIV. I NON-CONF			9- 8		152		1- 0		238		272		194	206	24	25
TOTALS			RPI 1-25		RPI 26-50		W-L RECORDS		RPI 51-100		RPI 101-150		RPI 150+			
17- 14			0- 1		0- 0		OVERALL		0- 6		1- 1		16- 6			
9- 2			0- 0		0- 0		HOME		0- 1		0- 0		9- 1			
6- 8			0- 1		0- 0		AWAY		0- 2		0- 1		6- 4			
2- 4			0- 0		0- 0		NEUTRAL		0- 3		1- 0		1- 1			
9- 8			0- 1		0- 0		NON-CONFERENCE		0- 4		0- 0		9- 3			
5- 1			0- 0		0- 0		HOME		0- 1		0- 0		5- 0			
4- 3			0- 1		0- 0		AWAY		0- 0		0- 0		4- 2			
0- 4			0- 0		0- 0		NEUTRAL		0- 3		0- 0		0- 1			
8- 6			0- 0		0- 0		CONFERENCE		0- 2		1- 1		7- 3			
4- 1			0- 0		0- 0		HOME		0- 0		0- 0		4- 1			
2- 5			0- 0		0- 0		AWAY		0- 2		0- 1		2- 2			
2- 0			0- 0		0- 0		NEUTRAL		0- 0		1- 0		1- 0			
RPI S	Opponent		Score		RPI S	Opponent		Score		RPI S	Opponent		Score			
21 A	Louisville		0 3							61 H	Jacksonville St.		0 3			
										67 N	Loyola Marymount		1 3			
										78 A	Belmont		1 3			
										78 A	Belmont		0 3			
										81 N	Florida A&M		1 3			
										100 N	Texas Tech		0 3			
										102 A	East Tenn. St.		2 3			
										102 N	East Tenn. St.		3 2			
										154 A	North Fla.		1 3			
										154 H	North Fla.		1 3			
										173 A	South Fla.		0 3			
										182 A	Miami (Fla.)		1 3			
										195 N	Wright St.		1 3			
										211 H	Lafayette		3 0			
										214 A	Lipscomb		2 3			
										217 H	Gardner-Webb		3 1			
										217 N	Gardner-Webb		3 1			
										230 H	Ga. Southern		3 1			
										257 H	Mercer		3 1			
										265 H	UMKC		3 1			
										268 A	Stetson		3 0			
										268 H	Stetson		3 0			
										273 A	Bethune-Cookman		3 1			
										273 H	Bethune-Cookman		3 0			
										281 H	Campbell		3 2			
										289 A	Coastal Caro.		3 1			
										308 A	Kennesaw St.		3 0			
										309 A	Charleston So.		3 0			
										314 H	Southeastern La.		3 2			
										320 A	Savannah St.		3 0			
LAST 10 DIVISION I GAMES																
	78 A Belmont		0 3			78 A Belmont		1 3								
	102 N East Tenn. St.		3 2			214A Lipscomb		2 3								
	217 N Gardner-Webb		3 1			217H Gardner-Webb		3 1								
	268 A Stetson		3 0			281H Campbell		3 2								
	154 H North Fla.		1 3			273A Bethune-Cookman		3 1								

Non-Div. I	Games	Florida Gulf Coast	0	3
------------	-------	--------------------	---	---

Jacksonville

Average RPI			W n 220	WON-LOST		WINNING		LAST 10		OPPONENT OPP.		STRENGTH	TEAM	ADJ	CONF.	CONF.							
Average RPI			Loss127	RECORD		PCT. RANK		GAMES		SUCCESS		OF	SCHEDULE	RPI	RPI	RPI	RPI						
DIV. I ONLY				17- 13		127		4- 6		261		169		177	187	14	15						
DIV. I NON-CONF				10- 3		57		0- 1		286		240		150	151	15	12						
TOTALS			RPI	1-25		RPI		26-50		W-L RECORDS		RPI		51-100		RPI		101-150		RPI		150+	
17- 13			0- 1				0- 1		OVERALL				0- 4				2- 1				15- 6		
7- 6			0- 1				0- 0		HOME				0- 3				1- 1				6- 1		
5- 7			0- 0				0- 1		AWAY				0- 1				1- 0				4- 5		
5- 0			0- 0				0- 0		NEUTRAL				0- 0				0- 0				5- 0		
10- 3			0- 0				0- 1		NON-CONFERENCE				0- 1				0- 0				10- 1		
3- 1			0- 0				0- 0		HOME				0- 1				0- 0				3- 0		
2- 2			0- 0				0- 1		AWAY				0- 0				0- 0				2- 1		
5- 0			0- 0				0- 0		NEUTRAL				0- 0				0- 0				5- 0		
7- 10			0- 1				0- 0		CONFERENCE				0- 3				2- 1				5- 5		
4- 5			0- 1				0- 0		HOME				0- 2				1- 1				3- 1		
3- 5			0- 0				0- 0		AWAY				0- 1				1- 0				2- 4		
0- 0			0- 0				0- 0		NEUTRAL				0- 0				0- 0				0- 0		
RPI S	Opponent		Score		RPI S	Opponent		Score		RPI S	Opponent		Score		RPI S	Opponent		Score					
22 H	Ohi o		1 3		38 A	Wi s. -Mi l waukee		0 3		65 H	Bowl ing Green		0 3		130 A	Western Mi ch.		3 1					
										90 H	I PFW		2 3		130 H	Western Mi ch.		3 2					
										92 A	Northern Ill.		0 3		144 H	Mi ami (Ohi o)		0 3					
										92 H	Northern Ill.		2 3		156 A	Eastern Mi ch.		2 3					
															156 H	Eastern Mi ch.		3 0					
															171 A	Ball St.		2 3					
															171 H	Ball St.		3 0					
															172 A	Toledo		1 3					
															172 H	Toledo		3 1					
															172 H	Toledo		2 3					
															176 N	Northern Colo.		3 1					
															177 H	Wi s. -Green Bay		3 1					
															216 A	Buffal o		3 1					
															218 A	George Mason		0 3					
															219 H	Idaho St.		3 0					
															221 A	Kent St.		0 3					
															250 N	Lamar		3 2					
															254 A	Bi rmi ngham-So.		3 0					
															255 A	Akron		3 0					
															277 H	Indi ana St.		3 0					
															279 N	Ni chol ls St.		3 0					
															281 N	Campbel l		3 0					
															283 N	South Al a.		3 0					
															316 A	Chi cago St.		3 1					
LAST 10 DIVISION I GAMES																							
172 H Tol edo					2 3					216A Buffal o					3 1								
171 A Ball St.					2 3					255A Akron					3 0								
172 A Tol edo					1 3					90 H I PFW					2 3								
22 H Ohi o					1 3					172H Tol edo					3 1								
156 A Eastern Mi ch.					2 3					171H Ball St.					3 0								

Non-Div. I Games

Central Mich.

Average RPI	Win 193	WON-LOST	WINNING	LAST 10	OPPONENT	OPP.	STRENGTH	TEAM	ADJ.	CONF.	ADJ.	CONF.
Average RPI	Loss130	RECORD	PCT. RANK	GAMES	SUCCESS	OF	SCHEDULE	RPI	RPI	RPI	RPI	RPI
DIV. I ONLY		14- 16	171	4- 6	191		132	180	188	19	20	
DIV. I NON-CONF		7- 7	157	0- 0	198		70	170	167	18	19	
TOTALS	RPI 1-25		RPI 26-50	W-L RECORDS		RPI 51-100			RPI 101-150		RPI 150+	
14- 16	0- 0		1- 3	OVERALL		1- 3			2- 3		10- 7	
9- 1	0- 0		1- 1	HOME		1- 0			2- 0		5- 0	
2- 10	0- 0		0- 1	AWAY		0- 2			0- 2		2- 5	
3- 5	0- 0		0- 1	NEUTRAL		0- 1			0- 1		3- 2	
7- 7	0- 0		0- 2	NON-CONFERENCE		1- 3			1- 1		5- 1	
3- 1	0- 0		0- 1	HOME		1- 0			1- 0		1- 0	
1- 3	0- 0		0- 0	AWAY		0- 2			0- 1		1- 0	
3- 3	0- 0		0- 1	NEUTRAL		0- 1			0- 0		3- 1	
7- 9	0- 0		1- 1	CONFERENCE		0- 0			1- 2		5- 6	
6- 0	0- 0		1- 0	HOME		0- 0			1- 0		4- 0	
1- 7	0- 0		0- 1	AWAY		0- 0			0- 1		1- 5	
0- 2	0- 0		0- 0	NEUTRAL		0- 0			0- 1		0- 1	
RPI S	Opponent	Score	RPI S	Opponent	Score	RPI S	Opponent	Score	RPI S	Opponent	Score	
			33 N	Illinois	1 3	52 A	Texas A&M	0 3	130 A	Western Mi ch.	0 3	
			38 A	Wis. -Milwaukee	0 3	53 N	Mississippi	0 3	141 A	Cleveland St.	0 3	
			38 H	Wis. -Milwaukee	3 1	61 H	Jacksonville St.	3 2	141 H	Cleveland St.	3 2	
			50 H	St. Louis	0 3	85 A	Marquette	0 3	141 N	Cleveland St.	0 3	
									145 H	Oregon St.	3 2	
									157 N	Valparaiso	2 3	
									177 A	Wis. -Green Bay	0 3	
									177 H	Wis. -Green Bay	3 0	
									179 A	Ill. -Chicago	2 3	
									179 A	Ill. -Chicago	0 3	
									179 H	Ill. -Chicago	3 0	
									194 N	McNeese St.	3 1	
									194 N	McNeese St.	3 0	
									195 A	Wright St.	1 3	
									195 N	Wright St.	2 3	
									229 A	Bradley	3 2	
									248 A	Youngstown St.	3 0	
									248 H	Youngstown St.	3 1	
									272 A	Butler	2 3	
									272 H	Butler	3 1	
									275 N	DePaul	3 0	
									307 H	Oakland	3 0	
LAST 10 DIVISION I GAMES												
			141 N	Cleveland St.	0 3	248 H	Youngstown St.	3 1				
			179 H	Ill. -Chicago	3 0	195 A	Wright St.	1 3				
			38 A	Wis. -Milwaukee	0 3	272 A	Butler	2 3				
			177 A	Wis. -Green Bay	0 3	179 A	Ill. -Chicago	0 3				
			141 H	Cleveland St.	3 2	177 H	Wis. -Green Bay	3 0				

Non-Div. I Games

Loyola (Ill.)

Average RPI	W n 198	WON-LOST	WINNING	LAST 10	OPPONENT	OPP.	STRENGTH	TEAM	ADJ	CONF.	ADJ	CONF.
Average RPI	Loss 94	RECORD	PCT. RANK	GAMES	SUCCESS	OF	SCHEDULE	RPI	RPI	RPI	RPI	RPI
DIV. I ONLY		13- 19	204	3- 7	140		90	182	189	11	10	
DIV. I NON-CONF		7- 8	176	0- 1	96		87	138	138	9	9	
TOTALS	RPI 1-25		RPI 26-50	W-L RECORDS		RPI 51-100			RPI 101-150		RPI 150+	
13- 19	0- 3		0- 6	OVERALL		1- 1			3- 3		9- 6	
6- 4	0- 1		0- 2	HOME		0- 0			2- 0		4- 1	
3- 10	0- 2		0- 1	AWAY		1- 1			0- 2		2- 4	
4- 5	0- 0		0- 3	NEUTRAL		0- 0			1- 1		3- 1	
7- 8	0- 1		0- 4	NON-CONFERENCE		1- 1			1- 1		5- 1	
1- 1	0- 0		0- 1	HOME		0- 0			0- 0		1- 0	
2- 3	0- 1		0- 0	AWAY		1- 1			0- 0		1- 1	
4- 4	0- 0		0- 3	NEUTRAL		0- 0			1- 1		3- 0	
6- 11	0- 2		0- 2	CONFERENCE		0- 0			2- 2		4- 5	
5- 3	0- 1		0- 1	HOME		0- 0			2- 0		3- 1	
1- 7	0- 1		0- 1	AWAY		0- 0			0- 2		1- 3	
0- 1	0- 0		0- 0	NEUTRAL		0- 0			0- 0		0- 1	
RPI S Opponent	Score		RPI S Opponent	Score		RPI S Opponent	Score		RPI S Opponent	Score		
12 A Hawai i	0 3		29 A New Mexico St.	0 3		82 A Oral Roberts	1 3		106 N Texas-Arlington	2 3		
12 H Hawai i	0 3		29 H New Mexico St.	0 3		96 A Cal St.	3 1		113 A San Jose St.	2 3		
18 A Utah	0 3		37 N Missouri St.	0 3		Northridge			113 H San Jose St.	3 1		
			40 H Brigham Young	0 3					139 N Temple	3 0		
			42 N Oregon	0 3					148 A Nevada	0 3		
			43 N Stephen F. Austin	1 3					148 H Nevada	3 2		
									151 A Idaho	1 3		
									151 H Idaho	1 3		
									151 N Idaho	1 3		
									174 A New Mexi co	3 1		
									181 A Boi se St.	1 3		
									181 H Boi se St.	3 1		
									203 N Ark. -Li ttle Rock	3 2		
									206 H Weber St.	3 0		
									219 A Idaho St.	1 3		
									223 A Fresno St.	2 3		
									223 H Fresno St.	3 1		
									243 N UC Ri versi de	3 0		
									274 A Loui si ana Tech	3 1		
									274 H Loui si ana Tech	3 0		
									303 N St. Franci s (N. Y.)	3 0		
LAST 10 DIVISION I GAMES												
151 N Idaho	1 3		12 H Hawai i	0 3								
151 A Idaho	1 3		29 A New Mexi co St.	0 3								
181 A Boi se St.	1 3		274 A Loui si ana Tech	3 1								
148 H Nevada	3 2		181 H Boi se St.	3 1								
219 A Idaho St.	1 3		151 H Idaho	1 3								

Non-Di v. I Games

Utah St.

Average RPI	Win 267	WON-LOST	WINNING	LAST 10	OPPONENT	OPP.	STRENGTH	TEAM	ADJ.	CONF.	ADJ.	CONF.
Average RPI	Loss139	RECORD	PCT. RANK	GAMES	SUCCESS	OF	SCHEDULE	RPI	RPI	RPI	RPI	RPI
DIV. I ONLY		19- 10	83	7- 3	283		277	187	190	30	30	
DIV. I NON-CONF		11- 6	101	2- 0	231		248	151	165	30	30	
<hr/>												
TOTALS	RPI 1-25		RPI 26-50		W-L RECORDS		RPI 51-100		RPI 101-150		RPI 150+	
19- 10	0- 1		0- 0		OVERALL		1- 2		1- 2		17- 5	
8- 3	0- 0		0- 0		HOME		1- 1		0- 1		7- 1	
6- 6	0- 1		0- 0		AWAY		0- 1		0- 1		6- 3	
5- 1	0- 0		0- 0		NEUTRAL		0- 0		1- 0		4- 1	
11- 6	0- 1		0- 0		NON-CONFERENCE		1- 2		1- 0		9- 3	
4- 2	0- 0		0- 0		HOME		1- 1		0- 0		3- 1	
4- 3	0- 1		0- 0		AWAY		0- 1		0- 0		4- 1	
3- 1	0- 0		0- 0		NEUTRAL		0- 0		1- 0		2- 1	
8- 4	0- 0		0- 0		CONFERENCE		0- 0		0- 2		8- 2	
4- 1	0- 0		0- 0		HOME		0- 0		0- 1		4- 0	
2- 3	0- 0		0- 0		AWAY		0- 0		0- 1		2- 2	
2- 0	0- 0		0- 0		NEUTRAL		0- 0		0- 0		2- 0	
RPI S	Opponent	Score	RPI S	Opponent	Score	RPI S	Opponent	Score	RPI S	Opponent	Score	
23 A	Col orado	0 3				59 H	Ci nci nnati	0 3	103 A	Long I sl and	0 3	
						68 A	Yal e	0 3	103 H	Long I sl and	0 3	
						97 H	Connecti cut	3 1	120 N	Al bany (N. Y.)	3 1	
									198 N	Southern Mi ss.	2 3	
									201 H	Dartmouth	0 3	
									202 A	Robert Morris	1 3	
									210 A	New Hampshi re	0 3	
									224 N	Col gate	3 1	
									227 A	St. Francis (Pa.)	2 3	
									244 N	Rhode I sl and	3 2	
									260 A	Fai rl ei gh Di cki nson	3 1	
									260 N	Fai rl ei gh Di cki nson	3 0	
									262 A	Mari st	3 2	
									270 H	lona	3 0	
									282 H	NJIT	3 0	
									296 H	Wagner	3 1	
									296 N	Wagner	3 0	
									298 A	Hartford	3 1	
									298 H	Hartford	3 0	
									300 A	Holy Cross	3 0	
									303 H	St. Francis (N. Y.)	3 0	
									304 A	Provi dence	3 0	
									313 H	Sacred Heart	3 0	
									319 A	Qui nni pi ac	3 0	
									319 H	Qui nni pi ac	3 0	
<hr/>												
LAST 10 DIVISION I GAMES												
103 A	Long I sl and	0 3	304 A	Provi dence	3 0							
260 N	Fai rl ei gh Di cki nson	3 0	296 H	Wagner	3 1							
319 A	Qui nni pi ac	3 0	282 H	NJIT	3 0							
227 A	St. Francis (Pa.)	2 3	260 A	Fai rl ei gh Di cki nson	3 1							
202 A	Robert Morris	1 3	313 H	Sacred Heart	3 0							

Non-Di v. I Games

Central Conn. St.

Average RPI	W n 224	WON-LOST	WINNING	LAST 10	OPPONENT	OPP.	STRENGTH	TEAM	ADJ	CONF.	ADJ	CONF.
Average RPI	Loss104	RECORD	PCT. RANK	GAMES	SUCCESS	OF	SCHEDULE	RPI	RPI	RPI	RPI	RPI
DIV. I ONLY		10- 16	219	4- 6	178		168	209	191	13	11	
DIV. I NON-CONF		4- 4	157	1- 0	246		257	213	195	14	14	

TOTALS	RPI 1-25		RPI 26-50		W-L RECORDS		RPI 51-100			RPI 101-150		RPI 150+
10- 16	0- 1		0- 2		OVERALL		1- 3			1- 8		8- 2
8- 6	0- 1		0- 1		HOME		1- 1			1- 2		6- 1
2- 8	0- 0		0- 1		AWAY		0- 2			0- 4		2- 1
0- 2	0- 0		0- 0		NEUTRAL		0- 0			0- 2		0- 0
4- 4	0- 1		0- 0		NON-CONFERENCE		0- 0			0- 3		4- 0
4- 1	0- 1		0- 0		HOME		0- 0			0- 0		4- 0
0- 1	0- 0		0- 0		AWAY		0- 0			0- 1		0- 0
0- 2	0- 0		0- 0		NEUTRAL		0- 0			0- 2		0- 0
6- 12	0- 0		0- 2		CONFERENCE		1- 3			1- 5		4- 2
4- 5	0- 0		0- 1		HOME		1- 1			1- 2		2- 1
2- 7	0- 0		0- 1		AWAY		0- 2			0- 3		2- 1
0- 0	0- 0		0- 0		NEUTRAL		0- 0			0- 0		0- 0
RPI S	Opponent	Score	RPI S	Opponent	Score	RPI S	Opponent	Score	RPI S	Opponent	Score	
24 H	St. John's (N.Y.)	0 3	35 A	Hofstra	0 3	77 A	Towson	1 3	107 A	James Madi son	1 3	
			35 H	Hofstra	1 3	77 H	Towson	2 3	107 H	James Madi son	3 0	
						91 A	Del aware	2 3	109 N	Furman	0 3	
						91 H	Del aware	3 1	111 A	Northeastern	0 3	
									111 H	Northeastern	2 3	
									121 A	East Caro.	1 3	
									124 A	VCU	1 3	
									124 H	VCU	1 3	
									127 N	Vi rgi ni a Tech	0 3	
									180 A	Georgi a St.	2 3	
									180 H	Georgi a St.	3 2	
									215 H	Stony Brook	3 2	
									218 A	George Mason	3 2	
									218 H	George Mason	0 3	
									263 A	UNC Wi lmi ngton	3 1	
									263 H	UNC Wi lmi ngton	3 0	
									267 H	Ai r Force	3 0	
									315 H	Hampton	3 0	
									318 H	Norfol k St.	3 0	

LAST 10 DIVISION I GAMES												
			77 A	Towson	1 3	218H	George Mason	0 3				
			91 A	Del aware	2 3	35 A	Hofstra	0 3				
			124 H	VCU	1 3	111A	Northeastern	0 3				
			315 H	Hampton	3 0	180H	Georgi a St.	3 2				
			107 H	James Madi son	3 0	263H	UNC Wi lmi ngton	3 0				

Non-Di v. I Games

William & Mary

Average RPI	W n 236	WON-LOST	WINNING	LAST 10	OPPONENT	OPP.	STRENGTH	TEAM	ADJ	CONF.	ADJ CONF.
Average RPI	Loss115	RECORD	PCT. RANK	GAMES	SUCCESS	OF	SCHEDULE	RPI	RPI	RPI	RPI
DIV. I ONLY		11- 14	182	3- 7	200		181	197	192	16	16
DIV. I NON-CONF		6- 5	137	0- 0	267		220	204	193	17	17
TOTALS	RPI 1-25		RPI 26-50	W-L RECORDS		RPI 51-100			RPI 101-150	RPI 150+	
11- 14	0- 0		0- 0	OVERALL		0- 7			0- 3	11- 4	
6- 6	0- 0		0- 0	HOME		0- 3			0- 1	6- 2	
3- 6	0- 0		0- 0	AWAY		0- 3			0- 1	3- 2	
2- 2	0- 0		0- 0	NEUTRAL		0- 1			0- 1	2- 0	
6- 5	0- 0		0- 0	NON-CONFERENCE		0- 1			0- 3	6- 1	
4- 1	0- 0		0- 0	HOME		0- 0			0- 1	4- 0	
0- 2	0- 0		0- 0	AWAY		0- 0			0- 1	0- 1	
2- 2	0- 0		0- 0	NEUTRAL		0- 1			0- 1	2- 0	
5- 9	0- 0		0- 0	CONFERENCE		0- 6			0- 0	5- 3	
2- 5	0- 0		0- 0	HOME		0- 3			0- 0	2- 2	
3- 4	0- 0		0- 0	AWAY		0- 3			0- 0	3- 1	
0- 0	0- 0		0- 0	NEUTRAL		0- 0			0- 0	0- 0	
RPI S	Opponent	Score	RPI S	Opponent	Score	RPI S	Opponent	Score	RPI S	Opponent	Score
						55 A Princeton	1	3	103 H Long Island	0	3
						55 H Princeton	0	3	105 N Utah Valley St.	0	3
						68 A Yale	0	3	113 A San Jose St.	0	3
						68 H Yale	1	3	175 A Penn	2	3
						93 A Cornell	1	3	175 H Penn	2	3
						93 H Cornell	2	3	199 A Brown	3	0
						96 N Cal St. Northridge	0	3	199 H Brown	0	3
									201 A Dartmouth	3	2
									201 H Dartmouth	3	1
									202 N Robert Morris	3	2
									208 H Binghamton	3	2
									210 A New Hampshire	2	3
									237 A Col umbi a	3	2
									237 H Col umbi a	3	2
									249 H Rutgers	3	1
									261 H Mai ne	3	1
									282 N NJIT	3	0
									319 H Qui nni pi ac	3	0
LAST 10 DIVISION I GAMES											
			68 A Yale	0	3	55 A Princeton	1	3			
			199 A Brown	3	0	93 A Cornell	1	3			
			237 H Col umbi a	3	2	237 A Col umbi a	3	2			
			93 H Cornell	2	3	199 H Brown	0	3			
			175 A Penn	2	3	68 H Yale	1	3			

Non-Div. I Games

Harvard

Average RPI	W n 215	WON-LOST	WINNING	LAST 10	OPPONENT	OPP.	STRENGTH	TEAM	ADJ	CONF.	ADJ CONF.
Average RPI	Loss111	RECORD	PCT. RANK	GAMES	SUCCESS	OF	SCHEDULE	RPI	RPI	RPI	RPI
DIV. I ONLY		11- 18	223	4- 6	159		140	204	193	18	19
DIV. I NON-CONF		4- 7	218	1- 0	216		99	225	218	19	18
TOTALS	RPI 1-25		RPI 26-50	W-L RECORDS		RPI 51-100			RPI 101-150	RPI 150+	
11- 18	0- 0		1- 3	OVERALL		1- 6			1- 6	8- 3	
7- 5	0- 0		1- 0	HOME		0- 2			1- 2	5- 1	
2- 9	0- 0		0- 3	AWAY		0- 3			0- 1	2- 2	
2- 4	0- 0		0- 0	NEUTRAL		1- 1			0- 3	1- 0	
4- 7	0- 0		0- 1	NON-CONFERENCE		1- 2			0- 3	3- 1	
2- 0	0- 0		0- 0	HOME		0- 0			0- 0	2- 0	
0- 3	0- 0		0- 1	AWAY		0- 1			0- 0	0- 1	
2- 4	0- 0		0- 0	NEUTRAL		1- 1			0- 3	1- 0	
7- 11	0- 0		1- 2	CONFERENCE		0- 4			1- 3	5- 2	
5- 5	0- 0		1- 0	HOME		0- 2			1- 2	3- 1	
2- 6	0- 0		0- 2	AWAY		0- 2			0- 1	2- 1	
0- 0	0- 0		0- 0	NEUTRAL		0- 0			0- 0	0- 0	
RPI S	Opponent	Score	RPI S	Opponent	Score	RPI S	Opponent	Score	RPI S	Opponent	Score
			30 A	Colorado St.	0 3	58 N	Creighton	0 3	107 N	James Madison	0 3
			47 A	Middle Tenn.	0 3	62 A	Florida Int'l	0 3	112 A	Arkansas St.	1 3
			47 A	Middle Tenn.	0 3	62 H	Florida Int'l	1 3	114 H	North Texas	2 3
			47 H	Middle Tenn.	3 0	71 A	Western Ky.	1 3	128 H	New Orleans	3 2
						71 H	Western Ky.	0 3	133 H	Denver	0 3
						94 N	Tulane	3 2	142 N	Wake Forest	0 3
						98 A	Iowa	2 3	148 N	Nevada	0 3
									203 A	Ark.-Little Rock	2 3
									220 H	UCF	3 2
									239 A	Montana St.	0 3
									245 A	Troy	3 1
									245 H	Troy	3 1
									246 H	La.-Lafayette	0 3
									265 N	UMKC	3 1
									273 H	Bethune-Cookman	3 0
									283 A	South Ala.	3 0
									283 H	South Ala.	3 0
									284 H	La.-Monroe	3 0
LAST 10 DIVISION I GAMES											
			47 A	Middle Tenn.	0 3	71 H	Western Ky.	0 3			
			245 H	Troy	3 1	47 H	Middle Tenn.	3 0			
			283 H	South Ala.	3 0	112 A	Arkansas St.	1 3			
			62 A	Florida Int'l	0 3	203 A	Ark.-Little Rock	2 3			
			220 H	UCF	3 2	71 A	Western Ky.	1 3			

Non-Div. I Games

Fla. Atlantic

Average RPI	W n 255	WON-LOST	WINNING	LAST 10	OPPONENT	OPP.	STRENGTH	TEAM	ADJ	CONF.	ADJ	CONF.
Average RPI	Loss136	RECORD	PCT. RANK	GAMES	SUCCESS	OF	SCHEDULE	RPI	RPI	RPI	RPI	RPI
DIV. I ONLY		15- 14	148	8- 2	234		232	191	194	23	23	
DIV. I NON-CONF		1- 9	298	0- 0	185		93	278	265	23	23	

TOTALS	RPI 1-25		RPI 26-50		W-L RECORDS		RPI 51-100			RPI 101-150		RPI 150+
15- 14	0- 0		0- 1		OVERALL		0- 2			0- 5		15- 6
7- 1	0- 0		0- 1		HOME		0- 0			0- 0		7- 0
6- 8	0- 0		0- 0		AWAY		0- 2			0- 3		6- 3
2- 5	0- 0		0- 0		NEUTRAL		0- 0			0- 2		2- 3
1- 9	0- 0		0- 0		NON-CONFERENCE		0- 2			0- 3		1- 4
1- 0	0- 0		0- 0		HOME		0- 0			0- 0		1- 0
0- 5	0- 0		0- 0		AWAY		0- 2			0- 2		0- 1
0- 4	0- 0		0- 0		NEUTRAL		0- 0			0- 1		0- 3
14- 5	0- 0		0- 1		CONFERENCE		0- 0			0- 2		14- 2
6- 1	0- 0		0- 1		HOME		0- 0			0- 0		6- 0
6- 3	0- 0		0- 0		AWAY		0- 0			0- 1		6- 2
2- 1	0- 0		0- 0		NEUTRAL		0- 0			0- 1		2- 0
RPI S	Opponent	Score	RPI S	Opponent	Score	RPI S	Opponent	Score	RPI S	Opponent	Score	
			43 H	Stephen F. Austin	1 3	52 A	Texas A&M	0 3	106 A	Texas-Arlington	2 3	
						94 A	Tulane	0 3	106 N	Texas-Arlington	0 3	
									128 N	New Orleans	0 3	
									131 A	Houston	0 3	
									131 A	Houston	1 3	
									167 A	UTSA	2 3	
									178 A	Texas St.	0 3	
									185 A	Rice	0 3	
									188 N	Loyola (Ill.)	1 3	
									188 N	Loyola (Ill.)	0 3	
									211 N	UTEP	1 3	
									213 H	Prairie View	3 0	
									226 H	Sam Houston St.	3 0	
									231 A	A&M-Corpus Christi	3 1	
									235 A	Central Ark.	3 0	
									235 H	Central Ark.	3 0	
									247 A	Northwestern St.	3 0	
									247 H	Northwestern St.	3 1	
									250 A	Lamar	3 0	
									250 H	Lamar	3 0	
									250 N	Lamar	3 1	
									250 N	Lamar	3 2	
									279 A	Nicholls St.	3 0	
									279 H	Nicholls St.	3 2	
									314 A	Southeastern La.	3 0	
									314 H	Southeastern La.	3 0	

			LAST 10 DIVISION I GAMES									
			106 N	Texas-Arlington	0 3	167 A	UTSA	2 3				
			250 N	Lamar	3 2	235 A	Central Ark.	3 0				
			279 H	Nicholls St.	3 2	247 A	Northwestern St.	3 0				
			314 H	Southeastern La.	3 0	250 A	Lamar	3 0				
			231 A	A&M-Corpus Christi	3 1	226 H	Sam Houston St.	3 0				

Non-Div. I Games

McNeese St.

Average RPI			W n 205	WON-LOST		WINNING		LAST 10		OPPONENT		OPP.	STRENGTH	TEAM	ADJ	CONF.	ADJ CONF.						
Average RPI			Loss124	RECORD		PCT.	RANK	GAMES		SUCCESS		OF	SCHEDULE	RPI	RPI	RPI	RPI						
DIV. I ONLY				14- 17		174		4- 6		176		150		183	195	19	20						
DIV. I NON-CONF				6- 10		211		0- 1		163		106		201	196	18	19						
TOTALS			RPI 1-25	RPI 26-50			W-L RECORDS			RPI 51-100			RPI 101-150			RPI 150+							
14- 17			0- 1	0- 2			OVERALL			0- 5			2- 2			12- 7							
8- 5			0- 0	0- 1			HOME			0- 1			1- 1			7- 2							
4- 6			0- 0	0- 1			AWAY			0- 2			1- 0			3- 3							
2- 6			0- 1	0- 0			NEUTRAL			0- 2			0- 1			2- 2							
6- 10			0- 1	0- 0			NON-CONFERENCE			0- 5			0- 2			6- 2							
3- 2			0- 0	0- 0			HOME			0- 1			0- 1			3- 0							
2- 2			0- 0	0- 0			AWAY			0- 2			0- 0			2- 0							
1- 6			0- 1	0- 0			NEUTRAL			0- 2			0- 1			1- 2							
8- 7			0- 0	0- 2			CONFERENCE			0- 0			2- 0			6- 5							
5- 3			0- 0	0- 1			HOME			0- 0			1- 0			4- 2							
2- 4			0- 0	0- 1			AWAY			0- 0			1- 0			1- 3							
1- 0			0- 0	0- 0			NEUTRAL			0- 0			0- 0			1- 0							
RPI S	Opponent			Score		RPI S	Opponent			Score		RPI S	Opponent			Score		RPI S	Opponent			Score	
25 N	Mi chi gan			0 3		38 A	Wi s. -Mi l waukee			1 3		55 A	Dayton			2 3		121 N	East Caro.			2 3	
						38 H	Wi s. -Mi l waukee			0 3		69 A	Vi rgi ni a			0 3		133 H	Denver			2 3	
												71 N	Western Ky.			0 3		141 A	Clevel and St.			3 2	
												90 H	I PFW			0 3		141 H	Clevel and St.			3 0	
												100 N	Texas Tech			1 3		171 H	Bal l St.			3 0	
																		172 A	Toledo			3 0	
																		173 A	South Fla.			3 2	
																		177 A	Wi s. -Green Bay			1 3	
																		177 H	Wi s. -Green Bay			0 3	
																		177 H	Wi s. -Green Bay			0 3	
																		179 A	Ill. -Chi cago			0 3	
																		179 H	Ill. -Chi cago			3 2	
																		186 N	Jacksonvi lle			3 1	
																		188 H	Loyol a (Ill.)			3 1	
																		188 N	Loyol a (Ill.)			3 2	
																		204 N	Georgetown			1 3	
																		208 N	Bi nghamton			2 3	
																		248 A	Youngstown St.			2 3	
																		248 H	Youngstown St.			3 1	
																		255 H	Akron			3 0	
																		272 A	Butler			3 2	
																		272 H	Butler			3 0	
																		285 H	West Vi rgi ni a			3 0	
LAST 10 DIVISION I GAMES																							
177 H Wi s. -Green Bay						0 3		90 H I PFW						0 3									
38 H Wi s. -Mi l waukee						0 3		272A Butler						3 2									
177 H Wi s. -Green Bay						0 3		188H Loyol a (Ill.)						3 1									
248 A Youngstown St.						2 3		179H Ill. -Chi cago						3 2									
141 A Clevel and St.						3 2		177A Wi s. -Green Bay						1 3									

Non-Di v. I Games

Wright St.

Average RPI	W n 199	WON-LOST	WINNING	LAST 10	OPPONENT	OPP.	STRENGTH	TEAM	ADJ	CONF.	ADJ	CONF.
Average RPI	Loss107	RECORD	PCT. RANK	GAMES	SUCCESS	OF	SCHEDULE	RPI	RPI	RPI	RPI	RPI
DIV. I ONLY		12- 18	207	2- 8	106		158	179	196	10	12	
DIV. I NON-CONF		6- 5	137	0- 0	102		250	137	144	10	10	
TOTALS	RPI 1-25		RPI 26-50	W-L RECORDS		RPI 51-100			RPI 101-150		RPI 150+	
12- 18	0- 0		0- 5	OVERALL		2- 7			2- 0		8- 6	
4- 9	0- 0		0- 2	HOME		1- 3			1- 0		2- 4	
7- 6	0- 0		0- 2	AWAY		1- 3			1- 0		5- 1	
1- 3	0- 0		0- 1	NEUTRAL		0- 1			0- 0		1- 1	
6- 5	0- 0		0- 0	NON-CONFERENCE		1- 2			2- 0		3- 3	
2- 2	0- 0		0- 0	HOME		0- 1			1- 0		1- 1	
3- 1	0- 0		0- 0	AWAY		1- 0			1- 0		1- 1	
1- 2	0- 0		0- 0	NEUTRAL		0- 1			0- 0		1- 1	
6- 13	0- 0		0- 5	CONFERENCE		1- 5			0- 0		5- 3	
2- 7	0- 0		0- 2	HOME		1- 2			0- 0		1- 3	
4- 5	0- 0		0- 2	AWAY		0- 3			0- 0		4- 0	
0- 1	0- 0		0- 1	NEUTRAL		0- 0			0- 0		0- 0	
RPI S	Opponent	Score	RPI S	Opponent	Score	RPI S	Opponent	Score	RPI S	Opponent	Score	
			28 A UNI	0	3	54 A Wi chi ta St.	2	3	102 A East Tenn. St.	3	2	
			28 H UNI	0	3	54 H Wi chi ta St.	0	3	109 H Furman	3	0	
			37 A Mi ssouri St.	0	3	58 A Crei ghton	0	3	159 N Army	2	3	
			37 H Mi ssouri St.	0	3	58 H Crei ghton	2	3	197 A Southern III.	3	0	
			37 N Mi ssouri St.	0	3	64 N Wi nthrop	2	3	197 H Southern III.	2	3	
						71 A Western Ky.	3	2	221 H Kent St.	2	3	
						83 H Memphi s	1	3	229 A Bradl ey	3	1	
						84 A Illi noi s St.	0	3	229 H Bradl ey	1	3	
						84 H Illi noi s St.	3	0	234 A Drake	3	0	
									234 H Drake	2	3	
									240 A IUPUI	3	1	
									264 H Austi n Peay	3	2	
									272 A Butl er	2	3	
									277 A Indi ana St.	3	2	
									277 H Indi ana St.	3	0	
									308 N Kennesaw St.	3	1	
LAST 10 DIVISION I GAMES												
			37 N Mi ssouri St.	0	3	37 A Mi ssouri St.	0	3				
			58 H Crei ghton	2	3	28 H UNI	0	3				
			234 H Drake	2	3	229H Bradl ey	1	3				
			197 A Southern III.	3	0	84 A Illi noi s St.	0	3				
			54 A Wi chi ta St.	2	3	277A Indi ana St.	3	2				

Non-Di v. I Games

Evansville

Average RPI	W n 240	WON-LOST	WINNING	LAST 10	OPPONENT	OPP.	STRENGTH	TEAM	ADJ	CONF.	ADJ	CONF.
Average RPI	Loss 94	RECORD	PCT. RANK	GAMES	SUCCESS	OF	SCHEDULE	RPI	RPI	RPI	RPI	RPI
DIV. I ONLY		11- 17	214	3- 7	193		113	207	197	10		12
DIV. I NON-CONF		5- 5	157	0- 0	242		194	199	189	10		10
TOTALS	RPI 1-25		RPI 26-50	W-L RECORDS		RPI 51-100			RPI 101-150		RPI 150+	
11- 17	0- 0		0- 4	OVERALL		0- 8			0- 2		11- 3	
5- 8	0- 0		0- 2	HOME		0- 4			0- 0		5- 2	
4- 7	0- 0		0- 2	AWAY		0- 4			0- 1		4- 0	
2- 2	0- 0		0- 0	NEUTRAL		0- 0			0- 1		2- 1	
5- 5	0- 0		0- 0	NON-CONFERENCE		0- 2			0- 2		5- 1	
3- 1	0- 0		0- 0	HOME		0- 1			0- 0		3- 0	
0- 2	0- 0		0- 0	AWAY		0- 1			0- 1		0- 0	
2- 2	0- 0		0- 0	NEUTRAL		0- 0			0- 1		2- 1	
6- 12	0- 0		0- 4	CONFERENCE		0- 6			0- 0		6- 2	
2- 7	0- 0		0- 2	HOME		0- 3			0- 0		2- 2	
4- 5	0- 0		0- 2	AWAY		0- 3			0- 0		4- 0	
0- 0	0- 0		0- 0	NEUTRAL		0- 0			0- 0		0- 0	
RPI S	Opponent	Score	RPI S	Opponent	Score	RPI S	Opponent	Score	RPI S	Opponent	Score	
			28 A UNI	0	3	54 A Wi chi ta St.	0	3	128 N New Orleans	2	3	
			28 H UNI	0	3	54 H Wi chi ta St.	0	3	132 A Wyomi ng	1	3	
			37 A Mi ssouri St.	0	3	55 A Dayton	0	3	152 H Southeast Mo. St.	3	0	
			37 H Mi ssouri St.	0	3	58 A Crei ghton	1	3	196 A Evansvi lle	3	2	
						58 H Crei ghton	1	3	196 H Evansvi lle	0	3	
						78 H Belmont	0	3	229 A Bradl ey	3	1	
						84 A Illi noi s St.	0	3	229 H Bradl ey	3	1	
						84 H Illi noi s St.	1	3	234 A Drake	3	0	
									234 H Drake	1	3	
									240 N IUPUI	3	1	
									248 N Youngstown St.	0	3	
									254 N Birmi ngham-So.	3	1	
									264 H Austi n Peay	3	0	
									277 A Indi ana St.	3	1	
									277 H Indi ana St.	3	1	
									285 H West Vi rgi ni a	3	0	
LAST 10 DIVISION I GAMES												
			234 H Drake	1	3	229 H Bradl ey	3	1				
			58 H Crei ghton	1	3	28 H UNI	0	3				
			196 H Evansvi lle	0	3	277 A Indi ana St.	3	1				
			37 A Mi ssouri St.	0	3	84 A Illi noi s St.	0	3				
			54 A Wi chi ta St.	0	3	196 A Evansvi lle	3	2				

Non-Di v. I Games

Southern Ill.

Average RPI	Win 231	WON-LOST	WINNING	LAST 10	OPPONENT	OPP.	STRENGTH	TEAM	ADJ.	CONF.	ADJ. CONF.
Average RPI	Loss120	RECORD	PCT. RANK	GAMES	SUCCESS	OF	SCHEDULE	RPI	RPI	RPI	RPI
DIV. I ONLY		15- 18	173	2- 8	230		183	205	198	9	9
DIV. I NON-CONF		9- 7	130	1- 0	288		233	224	223	12	13
<hr/>											
TOTALS	RPI 1-25		RPI 26-50		W-L RECORDS		RPI 51-100		RPI 101-150		RPI 150+
15- 18	0- 1		0- 0		OVERALL		0- 8		3- 6		12- 3
5- 7	0- 0		0- 0		HOME		0- 4		1- 2		4- 1
7- 6	0- 1		0- 0		AWAY		0- 2		2- 2		5- 1
3- 5	0- 0		0- 0		NEUTRAL		0- 2		0- 2		3- 1
9- 7	0- 1		0- 0		NON-CONFERENCE		0- 2		0- 2		9- 2
3- 1	0- 0		0- 0		HOME		0- 0		0- 1		3- 0
3- 2	0- 1		0- 0		AWAY		0- 0		0- 0		3- 1
3- 4	0- 0		0- 0		NEUTRAL		0- 2		0- 1		3- 1
6- 11	0- 0		0- 0		CONFERENCE		0- 6		3- 4		3- 1
2- 6	0- 0		0- 0		HOME		0- 4		1- 1		1- 1
4- 4	0- 0		0- 0		AWAY		0- 2		2- 2		2- 0
0- 1	0- 0		0- 0		NEUTRAL		0- 0		0- 1		0- 0
RPI S	Opponent	Score	RPI S	Opponent	Score	RPI S	Opponent	Score	RPI S	Opponent	Score
23 A	Col orado	0 3				59 N	Ci nci nnati	0 3	114 N	North Texas	0 3
						73 H	Tul sa	0 3	115 A	Marshall	0 3
						83 A	Memphi s	0 3	115 H	Marshall	3 2
						83 H	Memphi s	0 3	121 A	East Caro.	0 3
						89 A	UAB	0 3	121 H	East Caro.	2 3
						89 H	UAB	1 3	128 H	New Orleans	1 3
						94 H	Tul ane	1 3	131 A	Houston	3 2
						99 N	Mi ssi ssi ppi St.	0 3	146 A	SMU	3 0
									146 N	SMU	2 3
									185 A	Rice	3 2
									190 N	Central Conn. St.	3 2
									211 H	UTEP	3 0
									220 A	UCF	3 2
									220 H	UCF	1 3
									226 A	Sam Houston St.	1 3
									245 H	Troy	3 2
									246 A	La. -Lafayette	3 2
									271 N	Radford	2 3
									274 N	Loui si ana Tech	3 0
									279 A	Ni chol l s St.	3 1
									283 H	South Ala.	3 1
									314 H	Southeastern La.	3 1
									314 N	Southeastern La.	3 1
									317 A	Al corn St.	3 0
<hr/>											
LAST 10 DIVISION I GAMES											
146 N	SMU	2 3	94 H	Tul ane	1 3						
83 H	Memphi s	0 3	115 A	Marshall	0 3						
89 H	UAB	1 3	121 A	East Caro.	0 3						
317 A	Al corn St.	3 0	83 A	Memphi s	0 3						
211 H	UTEP	3 0	89 A	UAB	0 3						

Non-Div. I Games

Southern Miss.

Average RPI	W n 214	WON-LOST	WINNING	LAST 10	OPPONENT	OPP.	STRENGTH	TEAM	ADJ	CONF.	ADJ	CONF.
Average RPI	Loss113	RECORD	PCT. RANK	GAMES	SUCCESS	OF	SCHEDULE	RPI	RPI	RPI	RPI	RPI
DIV. I ONLY		8- 18	246	3- 7	58		172	192	199	16		16
DIV. I NON-CONF		4- 8	228	0- 0	52		162	165	168	17		17
TOTALS	RPI 1-25		RPI 26-50	W-L RECORDS		RPI 51-100			RPI 101-150		RPI 150+	
8- 18	0- 3		0- 0	OVERALL		1- 6			0- 2		7- 7	
6- 6	0- 0		0- 0	HOME		1- 2			0- 1		5- 3	
2- 7	0- 1		0- 0	AWAY		0- 3			0- 0		2- 3	
0- 5	0- 2		0- 0	NEUTRAL		0- 1			0- 1		0- 1	
4- 8	0- 3		0- 0	NON-CONFERENCE		0- 1			0- 2		4- 2	
3- 2	0- 0		0- 0	HOME		0- 0			0- 1		3- 1	
1- 1	0- 1		0- 0	AWAY		0- 0			0- 0		1- 0	
0- 5	0- 2		0- 0	NEUTRAL		0- 1			0- 1		0- 1	
4- 10	0- 0		0- 0	CONFERENCE		1- 5			0- 0		3- 5	
3- 4	0- 0		0- 0	HOME		1- 2			0- 0		2- 2	
1- 6	0- 0		0- 0	AWAY		0- 3			0- 0		1- 3	
0- 0	0- 0		0- 0	NEUTRAL		0- 0			0- 0		0- 0	
RPI S Opponent	Score		RPI S Opponent	Score		RPI S Opponent	Score		RPI S Opponent	Score		
7 N Wi sconsi n	0 3					51 N UC Santa Barb.	0 3		113 N San Jose St.	0 3		
13 A San Di ego	0 3					55 A Princeton	0 3		123 H North Dakota St.	1 3		
22 N Ohi o	0 3					55 H Princeton	3 1		163 H Fordham	2 3		
						68 A Yale	0 3		167 N UTSA	0 3		
						68 H Yale	1 3		175 A Penn	2 3		
						93 A Cornell	0 3		175 H Penn	3 2		
						93 H Cornell	2 3		192 A Harvard	3 0		
									192 H Harvard	0 3		
									201 A Dartmouth	0 3		
									201 H Dartmouth	2 3		
									210 A New Hampshi re	3 2		
									237 A Col umbi a	2 3		
									237 H Col umbi a	3 1		
									244 H Rhode Isl and	3 2		
									295 H Del aware St.	3 0		
									304 H Provi dence	3 0		
LAST 10 DIVISION I GAMES												
201 H Dartmouth	2 3		237 A Col umbi a	2 3								
192 H Harvard	0 3		175 H Penn	3 2								
55 A Princeton	0 3		55 H Princeton	3 1								
175 A Penn	2 3		192 A Harvard	3 0								
93 A Cornell	0 3		201 A Dartmouth	0 3								

Non-Div. I Games

Brown

Average RPI	W n 212	WON-LOST	WINNING	LAST 10	OPPONENT	OPP.	STRENGTH	TEAM	ADJ	CONF.	ADJ	CONF.
Average RPI	Loss106	RECORD	PCT. RANK	GAMES	SUCCESS	OF	SCHEDULE	RPI	RPI	RPI	RPI	RPI
DIV. I ONLY		11- 25	249	3- 7	79		129	199	200	12	13	
DIV. I NON-CONF		6- 16	258	0- 3	51		159	187	190	11	11	

TOTALS	RPI 1-25		RPI 26-50		W-L RECORDS		RPI 51-100		RPI 101-150		RPI 150+	
11- 25	0- 2		0- 4		OVERALL		0- 7		3- 6		8- 6	
6- 7	0- 2		0- 1		HOME		0- 3		2- 1		4- 0	
4- 11	0- 0		0- 2		AWAY		0- 2		1- 3		3- 4	
1- 7	0- 0		0- 1		NEUTRAL		0- 2		0- 2		1- 2	
6- 16	0- 0		0- 3		NON-CONFERENCE		0- 4		2- 5		4- 4	
4- 2	0- 0		0- 1		HOME		0- 0		1- 1		3- 0	
1- 7	0- 0		0- 1		AWAY		0- 2		1- 2		0- 2	
1- 7	0- 0		0- 1		NEUTRAL		0- 2		0- 2		1- 2	
5- 9	0- 2		0- 1		CONFERENCE		0- 3		1- 1		4- 2	
2- 5	0- 2		0- 0		HOME		0- 3		1- 0		1- 0	
3- 4	0- 0		0- 1		AWAY		0- 0		0- 1		3- 2	
0- 0	0- 0		0- 0		NEUTRAL		0- 0		0- 0		0- 0	
RPI S Opponent	Score		RPI S Opponent	Score		RPI S Opponent	Score		RPI S Opponent	Score		
21 H Louisville	1 3		41 A Sacramento St.	0 3		54 A Wichita St.	0 3		103 A Long Island	0 3		
24 H St. John's (N.Y.)	0 3		47 N Middle Tenn.	0 3		59 H Cincinnati	1 3		108 H Pittsburgh	3 2		
			48 A Notre Dame	0 3		66 N San Francisco	0 3		120 A Albany (N.Y.)	1 3		
			49 H Kentucky	0 3		71 N Western Ky.	0 3		125 H San Diego St.	0 3		
						85 H Marquette	1 3		134 A Seton Hall	1 3		
						93 A Cornell	0 3		139 N Temple	2 3		
						97 H Connecticut	1 3		140 N Eastern Wash.	0 3		
									147 A Siena	3 2		
									147 H Siena	3 0		
									163 A Fordham	0 3		
									165 A Villanova	1 3		
									167 N UTSA	0 3		
									173 A South Fla.	0 3		
									204 A Georgetown	3 2		
									208 H Binghamton	3 0		
									210 H New Hampshire	3 1		
									216 A Buffalo	0 3		
									224 H Colgate	3 1		
									243 N UC Riverside	2 3		
									249 A Rutgers	3 0		
									274 N Louisiana Tech	3 0		
									275 A DePaul	3 1		
									285 H West Virginia	3 1		

LAST 10 DIVISION I GAMES												
134 A Seton Hall	1 3		249 A Rutgers	3 0								
103 A Long Island	0 3		165 A Villanova	1 3								
163 A Fordham	0 3		93 A Cornell	0 3								
97 H Connecticut	1 3		108 H Pittsburgh	3 2								
24 H St. John's (N.Y.)	0 3		285 H West Virginia	3 1								

Non-Div. I Games

Syracuse

Average RPI	W n 221	WON-LOST	WINNING	LAST 10	OPPONENT	OPP.	STRENGTH	TEAM	ADJ	CONF.	ADJ CONF.					
Average RPI	Loss140	RECORD	PCT. RANK	GAMES	SUCCESS	OF SCHEDULE	RPI	RPI	RPI	RPI						
DIV. I ONLY		12- 12	153	4- 6	243	189	196	201	16	16						
DIV. I NON-CONF		6- 4	114	0- 0	304	251	229	231	17	17						

TOTALS		RPI 1-25	RPI 26-50	W-L RECORDS	RPI 51-100		RPI 101-150		RPI 150+							
12- 12	0- 0		0- 0	OVERALL	1- 5		0- 1		11- 6							
6- 4	0- 0		0- 0	HOME	1- 2		0- 0		5- 2							
3- 6	0- 0		0- 0	AWAY	0- 3		0- 0		3- 3							
3- 2	0- 0		0- 0	NEUTRAL	0- 0		0- 1		3- 1							
6- 4	0- 0		0- 0	NON-CONFERENCE	0- 0		0- 1		6- 3							
2- 1	0- 0		0- 0	HOME	0- 0		0- 0		2- 1							
1- 1	0- 0		0- 0	AWAY	0- 0		0- 0		1- 1							
3- 2	0- 0		0- 0	NEUTRAL	0- 0		0- 1		3- 1							
6- 8	0- 0		0- 0	CONFERENCE	1- 5		0- 0		5- 3							
4- 3	0- 0		0- 0	HOME	1- 2		0- 0		3- 1							
2- 5	0- 0		0- 0	AWAY	0- 3		0- 0		2- 2							
0- 0	0- 0		0- 0	NEUTRAL	0- 0		0- 0		0- 0							

RPI S	Opponent	Score	RPI S	Opponent	Score	RPI S	Opponent	Score	RPI S	Opponent	Score					
						55 A Princeton	0	3	150 N Cal St. Fullerton	0	3					
						55 H Princeton	3	0	174 A New Mexico	0	3					
						68 A Yale	0	3	175 A Penn	2	3					
						68 H Yale	0	3	175 H Penn	3	0					
						93 A Cornell	0	3	190 A Central Conn. St.	3	0					
						93 H Cornell	1	3	192 A Harvard	1	3					
									192 H Harvard	2	3					
									199 A Brown	3	2					
									199 H Brown	3	0					
									202 H Robert Morris	3	1					
									210 H New Hampshire	0	3					
									211 N UTEP	0	3					
									237 A Col umbi a	3	1					
									237 H Col umbi a	3	2					
						261 N Maine	3	0								
						282 H NJIT	3	0								
						298 N Hartford	3	2								
						319 N Quinnipiac	3	0								

						LAST 10 DIVISION I GAMES										
199 A Brown			3	2	175A Penn			2	3							
68 A Yale			0	3	237A Col umbi a			3	1							
93 H Cornell			1	3	93 A Cornell			0	3							
237 H Col umbi a			3	2	68 H Yale			0	3							
55 A Princeton			0	3	199H Brown			3	0							

Non-Div. I Games

Dartmouth

Average RPI Win 254 Average RPI Loss140			WON-LOST RECORD		WINNING PCT. RANK		LAST 10 GAMES		OPPONENT OPP. STRENGTH SUCCESS OF SCHEDULE		TEAM RPI	ADJ RPI	CONF. RPI	ADJ CONF. RPI	
DIV. I ONLY			16- 16		153		6- 4		224		254	198	202	30	30
DIV. I NON-CONF			8- 12		203		0- 0		155		208	200	204	30	30
TOTALS			RPI 1-25		RPI 26-50		W-L RECORDS		RPI 51-100		RPI 101-150		RPI 150+		
16- 16			0- 1		0- 0		OVERALL		0- 3		0- 7		16- 5		
7- 3			0- 0		0- 0		HOME		0- 1		0- 2		7- 0		
4- 9			0- 0		0- 0		AWAY		0- 2		0- 3		4- 4		
5- 4			0- 1		0- 0		NEUTRAL		0- 0		0- 2		5- 1		
8- 12			0- 1		0- 0		NON-CONFERENCE		0- 3		0- 5		8- 3		
3- 2			0- 0		0- 0		HOME		0- 1		0- 1		3- 0		
2- 6			0- 0		0- 0		AWAY		0- 2		0- 2		2- 2		
3- 4			0- 1		0- 0		NEUTRAL		0- 0		0- 2		3- 1		
8- 4			0- 0		0- 0		CONFERENCE		0- 0		0- 2		8- 2		
4- 1			0- 0		0- 0		HOME		0- 0		0- 1		4- 0		
2- 3			0- 0		0- 0		AWAY		0- 0		0- 1		2- 2		
2- 0			0- 0		0- 0		NEUTRAL		0- 0		0- 0		2- 0		
RPI S	Opponent		Score		RPI S	Opponent		Score		RPI S	Opponent		Score		
15 N	Ohio St.		0 3							77 A	Towson		0 3		
										90 A	IPFW		0 3		
										90 H	IPFW		0 3		
											103 A Long Island		0 3		
											103 H Long Island		0 3		
											108 H Pittsburgh		0 3		
											119 N South Dakota St.		0 3		
											131 N Houston		0 3		
											134 A Seton Hall		1 3		
											141 A Cleveland St.		0 3		
											161 H Morgan St.		3 0		
											164 N UNC Greensboro		3 0		
											190 H Central Conn. St.		3 1		
											192 N Harvard		2 3		
											201 A Dartmouth		1 3		
											207 A Duquesne		3 0		
											217 A Gardner-Webb		1 3		
											227 A St. Francis (Pa.)		1 3		
											227 A St. Francis (Pa.)		3 1		
											227 H St. Francis (Pa.)		3 0		
											253 N Tex. -Pan American		3 2		
											260 N Fairleigh Dickinson		3 1		
											277 H Indiana St.		3 0		
											282 N NJIT		3 0		
											285 A West Virginia		3 1		
											295 H Delaware St.		3 0		
											296 A Wagner		1 3		
											296 N Wagner		3 2		
											303 H St. Francis (N.Y.)		3 0		
											313 A Sacred Heart		3 0		
											319 H Quinnipiac		3 0		
											319 H Quinnipiac		3 0		
											319 H Quinnipiac		3 0		
											319 H Quinnipiac		3 0		

Non-Di v. I	Games N. C. Central	3	0
-------------	---------------------	---	---

Robert Morris

[illegible]

Non-Div. I Games

Ark. -Li t t l e Rock

Average RPI	W n 251	WON-LOST	WINNING	LAST 10	OPPONENT	OPP.	STRENGTH	TEAM	ADJ	CONF.	ADJ	CONF.
Average RPI	Loss103	RECORD	PCT. RANK	GAMES	SUCCESS	OF	SCHEDULE	RPI	RPI	RPI	RPI	RPI
DIV. I ONLY		8- 19	254	3- 7	124		133	217	204	12	13	
DIV. I NON-CONF		6- 7	178	1- 0	88		186	143	137	11	11	
<hr/>												
TOTALS	RPI 1-25		RPI 26-50		W-L RECORDS		RPI 51-100		RPI 101-150		RPI 150+	
8- 19	0- 3		0- 2		OVERALL		0- 5		0- 5		8- 4	
6- 6	0- 0		0- 1		HOME		0- 1		0- 1		6- 3	
0- 8	0- 3		0- 0		AWAY		0- 3		0- 1		0- 1	
2- 5	0- 0		0- 1		NEUTRAL		0- 1		0- 3		2- 0	
6- 7	0- 1		0- 1		NON-CONFERENCE		0- 2		0- 3		6- 0	
4- 0	0- 0		0- 0		HOME		0- 0		0- 0		4- 0	
0- 2	0- 1		0- 0		AWAY		0- 1		0- 0		0- 0	
2- 5	0- 0		0- 1		NEUTRAL		0- 1		0- 3		2- 0	
2- 12	0- 2		0- 1		CONFERENCE		0- 3		0- 2		2- 4	
2- 6	0- 0		0- 1		HOME		0- 1		0- 1		2- 3	
0- 6	0- 2		0- 0		AWAY		0- 2		0- 1		0- 1	
0- 0	0- 0		0- 0		NEUTRAL		0- 0		0- 0		0- 0	
RPI S Opponent	Score		RPI S Opponent	Score		RPI S Opponent	Score		RPI S Opponent	Score		
5 A Stanford	0 3		31 N Santa Clara	0 3		59 A Cincinnati	0 3		108 A Pittsburgh	0 3		
21 A Louisville	0 3		48 H Notre Dame	0 3		69 A Virginia	0 3		118 N UC Irvine	2 3		
24 A St. John's (N.Y.)	0 3					72 N American	1 3		121 N East Caro.	1 3		
						85 H Marquette	0 3		134 H Seton Hall	1 3		
						97 A Connecticut	0 3		143 N George Washington	1 3		
									165 H Villanova	1 3		
									173 H South Fla.	2 3		
									195 N Wright St.	3 1		
									200 H Syracuse	2 3		
									209 H UMBC	3 1		
									218 N George Mason	3 1		
									249 H Rutgers	3 0		
									275 H DePaul	3 0		
									281 H Campbell	3 0		
									285 A West Virginia	0 3		
									289 H Coastal Caro.	3 1		
									290 H Howard	3 0		
<hr/>												
LAST 10 DIVISION I GAMES												
21 A Louisville	0 3		24 A St. John's (N.Y.)	0 3								
59 A Cincinnati	0 3		165 H Villanova	1 3								
275 H DePaul	3 0		249 H Rutgers	3 0								
48 H Notre Dame	0 3		173 H South Fla.	2 3								
97 A Connecticut	0 3		209 H UMBC	3 1								

Non-Div. I Games

Georgetown

Average RPI	W n 187	WON-LOST	WINNING	LAST 10	OPPONENT	OPP.	STRENGTH	TEAM	ADJ	CONF.	ADJ	CONF.
Average RPI	Loss123	RECORD	PCT. RANK	GAMES	SUCCESS	OF	SCHEDULE	RPI	RPI	RPI	RPI	RPI
DIV. I ONLY		10- 23	250	5- 5	70		163	200	206	17	17	
DIV. I NON-CONF		6- 12	228	2- 1	48		134	157	158	16	16	
TOTALS	RPI 1-25		RPI 26-50	W-L RECORDS		RPI 51-100			RPI 101-150		RPI 150+	
10- 23	0- 1		0- 3	OVERALL		0- 6			3- 6		7- 7	
6- 6	0- 1		0- 1	HOME		0- 1			2- 1		4- 2	
2- 12	0- 0		0- 2	AWAY		0- 1			0- 5		2- 4	
2- 5	0- 0		0- 0	NEUTRAL		0- 4			1- 0		1- 1	
6- 12	0- 1		0- 1	NON-CONFERENCE		0- 4			3- 3		3- 3	
3- 2	0- 1		0- 0	HOME		0- 0			2- 0		1- 1	
1- 5	0- 0		0- 1	AWAY		0- 0			0- 3		1- 1	
2- 5	0- 0		0- 0	NEUTRAL		0- 4			1- 0		1- 1	
4- 11	0- 0		0- 2	CONFERENCE		0- 2			0- 3		4- 4	
3- 4	0- 0		0- 1	HOME		0- 1			0- 1		3- 1	
1- 7	0- 0		0- 1	AWAY		0- 1			0- 2		1- 3	
0- 0	0- 0		0- 0	NEUTRAL		0- 0			0- 0		0- 0	
RPI S	Opponent	Score	RPI S	Opponent	Score	RPI S	Opponent	Score	RPI S	Opponent	Score	
18 H	Utah	0 3	40 A	Brigham Young	0 3	74 A	Portland St.	0 3	105 A	Utah Valley St.	0 3	
			41 A	Sacramento St.	0 3	74 H	Portland St.	1 3	105 H	Utah Valley St.	3 0	
			41 H	Sacramento St.	0 3	82 N	Oral Roberts	0 3	119 A	South Dakota St.	0 3	
						87 N	Col. of Charleston	0 3	119 H	South Dakota St.	3 1	
						90 N	IPFW	2 3	123 N	North Dakota St.	3 1	
						95 N	Washington St.	0 3	140 A	Eastern Wash.	1 3	
									140 A	Eastern Wash.	1 3	
									140 H	Eastern Wash.	0 3	
									150 A	Cal St. Fullerton	1 3	
									160 N	Gonzaga	2 3	
									176 A	Northern Colo.	3 1	
									176 H	Northern Colo.	2 3	
									189 A	Utah St.	0 3	
									205 A	Montana	1 3	
									205 H	Montana	0 3	
									208 N	Binghamton	3 2	
									219 A	Idaho St.	1 3	
									219 H	Idaho St.	3 1	
									225 A	Northern Ari z.	3 0	
									225 H	Northern Ari z.	3 1	
									231 H	A&M-Corpus Christi	3 0	
									239 A	Montana St.	0 3	
									239 H	Montana St.	3 2	
LAST 10 DIVISION I GAMES												
			140 A	Eastern Wash.	1 3	119 H	South Dakota St.	3 1				
			225 A	Northern Ari z.	3 0	40 A	Brigham Young	0 3				
			176 A	Northern Colo.	3 1	41 A	Sacramento St.	0 3				
			239 H	Montana St.	3 2	205 H	Montana	0 3				
			219 H	Idaho St.	3 1	140 A	Eastern Wash.	1 3				

Non-Div. I Games

Weber St.

Average RPI	W n 231	WON-LOST	WINNING	LAST 10	OPPONENT	OPP.	STRENGTH	TEAM	ADJ	CONF.	ADJ CONF.
Average RPI	Loss122	RECORD	PCT. RANK	GAMES	SUCCESS	OF	SCHEDULE	RPI	RPI	RPI	RPI
DIV. I ONLY		11- 21	233	3- 7	129		187	211	207	15	14
DIV. I NON-CONF		7- 12	216	1- 1	140		232	208	217	13	15
TOTALS	RPI 1-25		RPI 26-50	W-L RECORDS		RPI 51-100			RPI 101-150	RPI 150+	
11- 21	0- 0		1- 1	OVERALL		0- 8			0- 7	10- 5	
7- 7	0- 0		1- 0	HOME		0- 3			0- 3	6- 1	
1- 8	0- 0		0- 1	AWAY		0- 2			0- 3	1- 2	
3- 6	0- 0		0- 0	NEUTRAL		0- 3			0- 1	3- 2	
7- 12	0- 0		0- 0	NON-CONFERENCE		0- 4			0- 4	7- 4	
4- 2	0- 0		0- 0	HOME		0- 1			0- 0	4- 1	
0- 4	0- 0		0- 0	AWAY		0- 0			0- 3	0- 1	
3- 6	0- 0		0- 0	NEUTRAL		0- 3			0- 1	3- 2	
4- 9	0- 0		1- 1	CONFERENCE		0- 4			0- 3	3- 1	
3- 5	0- 0		1- 0	HOME		0- 2			0- 3	2- 0	
1- 4	0- 0		0- 1	AWAY		0- 2			0- 0	1- 1	
0- 0	0- 0		0- 0	NEUTRAL		0- 0			0- 0	0- 0	
RPI S	Opponent	Score	RPI S	Opponent	Score	RPI S	Opponent	Score	RPI S	Opponent	Score
			50 A St. Louis	0	3	55 A Dayton	0	3	106 A Texas-Arlington	2	3
			50 H St. Louis	3	1	55 H Dayton	0	3	107 A James Madison	0	3
						63 A Xavier	1	3	108 A Pittsburgh	0	3
						63 H Xavier	0	3	117 N Morehead St.	2	3
						65 N Bowling Green	2	3	137 H Charlotte	0	3
						73 N Tulsa	0	3	139 H Temple	0	3
						90 H IPFW	2	3	143 H George Washington	2	3
						95 N Washington St.	0	3	163 A Fordham	3	2
									166 N Canisius	1	3
									202 H Robert Morris	0	3
									227 H St. Francis (Pa.)	3	1
									227 N St. Francis (Pa.)	2	3
									241 N UNC Asheville	3	2
									244 A Rhode Island	1	3
									244 H Rhode Island	3	1
									246 N La.-Lafayette	3	1
									248 A Youngstown St.	0	3
									249 N Rutgers	3	1
									269 H La Salle	3	0
									277 H Indiana St.	3	0
									285 H West Virginia	3	0
									295 H Delaware St.	3	0
LAST 10 DIVISION I GAMES											
			55 A Dayton	0	3	55 H Dayton	0	3			
			63 A Xavier	1	3	63 H Xavier	0	3			
			244 H Rhode Island	3	1	50 A St. Louis	0	3			
			50 H St. Louis	3	1	202 H Robert Morris	0	3			
			285 H West Virginia	3	0	244 A Rhode Island	1	3			

Non-Div. I Games

Duquesne

Average RPI			W n 212	WON-LOST		W I N N I N G		LAST 10		OPPONENT OPP. STRENGTH		TEAM	ADJ	CONF.	ADJ CONF.								
Loss150				RECORD	PCT.	RANK	GAMES			SUCCESS	OF SCHEDULE	RPI	RPI	RPI	RPI								
D I V. I ONLY				11- 16		202	6- 4			169	204	202	210	24	25								
D I V. I NON-CONF				5- 10		228	0- 0			58	140	168	169	22	22								
TOTALS			RPI 1-25			RPI 26-50	W-L RECORDS			RPI 51-100			RPI 101-150	RPI 150+									
11- 16			0- 2			0- 0	OVERALL			0- 2			1- 4	10- 8									
6- 5			0- 0			0- 0	HOME			0- 0			1- 1	5- 4									
3- 7			0- 1			0- 0	AWAY			0- 1			0- 1	3- 4									
2- 4			0- 1			0- 0	NEUTRAL			0- 1			0- 2	2- 0									
5- 10			0- 2			0- 0	NON-CONFERENCE			0- 2			0- 3	5- 3									
2- 3			0- 0			0- 0	HOME			0- 0			0- 1	2- 2									
1- 3			0- 1			0- 0	AWAY			0- 1			0- 0	1- 1									
2- 4			0- 1			0- 0	NEUTRAL			0- 1			0- 2	2- 0									
6- 6			0- 0			0- 0	CONFERENCE			0- 0			1- 1	5- 5									
4- 2			0- 0			0- 0	HOME			0- 0			1- 0	3- 2									
2- 4			0- 0			0- 0	AWAY			0- 0			0- 1	2- 3									
0- 0			0- 0			0- 0	NEUTRAL			0- 0			0- 0	0- 0									
RPI S	Opponent			Score		RPI S	Opponent			Score		RPI S	Opponent			Score							
24 N	St. John' s (N. Y.)			0	3							113 H	San Jose St.			0	3						
25 A	Mi chi gan			0	3							75 A	Fai rfi el d			0	3	120 A	Al bany (N. Y.)			2	3
					90 N							I PFW			1	3	120 H	Al bany (N. Y.)			3	2	
																	125 N	San Diego St.			0	3	
																	147 N	Si ena			1	3	
																	167 H	UTSA			2	3	
																	168 N	Bucknel I			3	1	
																	185 N	Ri ce			3	0	
																	190 H	Central Conn. St.			3	0	
																	192 H	Harvard			3	2	
											199 H	Brown			2	3							
											200 A	Syracuse			1	3							
											201 A	Dartmouth			3	0							
											208 A	Bi nghamton			1	3							
											208 H	Bi nghamton			3	2							
											209 A	UMBC			3	1							
											209 H	UMBC			0	3							
											215 A	Stony Brook			1	3							
											215 H	Stony Brook			1	3							
											261 A	Mai ne			0	3							
											261 H	Mai ne			3	2							
											298 A	Hartford			3	2							
											298 H	Hartford			3	0							
LAST 10 DIVISION I GAMES																							
209 H UMBC						0	3	215H Stony Brook						1	3								
208 H Bi nghamton						3	2	298H Hartford						3	0								
261 H Mai ne						3	2	120H Al bany (N. Y.)						3	2								
298 A Hartford						3	2	209A UMBC						3	1								
120 A Al bany (N. Y.)						2	3	208A Bi nghamton						1	3								

Non-Div. I Games

New Hampshire

Average RPI Win 278 Average RPI Loss169				WON-LOST RECORD		WINNING PCT. RANK		LAST 10 GAMES		OPPONENT OPP. STRENGTH SUCCESS OF SCHEDULE		TEAM RPI		ADJ RPI		CONF. RPI		ADJ CONF. RPI			
DIV. I ONLY				17- 10		93		5- 4		303		281		212		211		25		26	
DIV. I NON-CONF				8- 4		88		1- 0		315		309		254		253		27		27	
TOTALS				RPI 1-25		RPI 26-50		W-L RECORDS		RPI 51-100		RPI 101-150		RPI 150+							
17- 10				0- 0		0- 0		OVERALL		0- 3		0- 0		17- 7							
12- 3				0- 0		0- 0		HOME		0- 1		0- 0		12- 2							
5- 5				0- 0		0- 0		AWAY		0- 2		0- 0		5- 3							
0- 2				0- 0		0- 0		NEUTRAL		0- 0		0- 0		0- 2							
8- 4				0- 0		0- 0		NON-CONFERENCE		0- 0		0- 0		8- 4							
7- 1				0- 0		0- 0		HOME		0- 0		0- 0		7- 1							
1- 1				0- 0		0- 0		AWAY		0- 0		0- 0		1- 1							
0- 2				0- 0		0- 0		NEUTRAL		0- 0		0- 0		0- 2							
9- 6				0- 0		0- 0		CONFERENCE		0- 3		0- 0		9- 3							
5- 2				0- 0		0- 0		HOME		0- 1		0- 0		5- 1							
4- 4				0- 0		0- 0		AWAY		0- 2		0- 0		4- 2							
0- 0				0- 0		0- 0		NEUTRAL		0- 0		0- 0		0- 0							
RPI S Opponent Score				RPI S Opponent Score				RPI S Opponent Score				RPI S Opponent Score									
								72 A American 0 3				159 A Army 1 3									
								72 A American 0 3				159 H Army 1 3									
								72 H American 1 3				168 A Bucknel I 2 3									
												168 H Bucknel I 3 0									
												186 A Jacksonville 0 3									
												224 A Col gate 3 1									
												224 H Col gate 3 1									
												230 N Ga. Southern 0 3									
												260 H Fairleigh Dickinson 1 3									
												269 H La Salle 3 2									
												280 A Navy 3 1									
												280 H Navy 3 0									
												282 H NJIT 3 1									
												287 H St. Peter's 3 0									
												291 A Lehigh 3 0									
												291 H Lehigh 3 1									
												295 H Delaware St. 3 0									
												296 A Wagner 3 0									
												300 A Holy Cross 3 0									
												300 H Holy Cross 3 0									
												303 H St. Francis (N.Y.) 3 0									
												313 H Sacred Heart 3 0									
												314 N Southeastern La. 2 3									
												319 H Quinnipiac 3 0									
				LAST 10 DIVISION I GAMES																	
				72 A American 0 3				224A Col gate 3 1													
				159 H Army 1 3				168A Bucknel I 2 3													
				300 H Holy Cross 3 0				72 A American 0 3													
				291 H Lehigh 3 1				280A Navy 3 1													
				319 H Quinnipiac 3 0				300A Holy Cross 3 0													

L
a
f
a
y
e
t
t
e

Non-Di v.	I	Games	East Stroudsburg	3	0
-----------	---	-------	------------------	---	---

Lafayette

Average RPI			W n 173	WON-LOST		WINNING		LAST 10		OPPONENT		OPP. STRENGTH	TEAM	ADJ	CONF.	ADJ CONF.			
Average RPI			Loss117	RECORD	PCT.	RANK	GAMES		SUCCESS		OF SCHEDULE	RPI	RPI	RPI	RPI				
DIV. I ONLY				7- 25		282	2- 8		47		138	212	211	9	9				
DIV. I NON-CONF				4- 10		253	0- 0		47		169	177	184	12	13				
TOTALS			RPI 1-25			RPI 26-50	W-L RECORDS		RPI 51-100				RPI 101-150		RPI 150+				
7- 25			0- 0			0- 3	OVERALL		0- 9				2- 6		5- 7				
0- 12			0- 0			0- 2	HOME		0- 5				0- 3		0- 2				
2- 9			0- 0			0- 1	AWAY		0- 2				1- 2		1- 4				
5- 4			0- 0			0- 0	NEUTRAL		0- 2				1- 1		4- 1				
4- 10			0- 0			0- 3	NON-CONFERENCE		0- 2				0- 1		4- 4				
0- 4			0- 0			0- 2	HOME		0- 1				0- 0		0- 1				
0- 3			0- 0			0- 1	AWAY		0- 0				0- 0		0- 2				
4- 3			0- 0			0- 0	NEUTRAL		0- 1				0- 1		4- 1				
3- 15			0- 0			0- 0	CONFERENCE		0- 7				2- 5		1- 3				
0- 8			0- 0			0- 0	HOME		0- 4				0- 3		0- 1				
2- 6			0- 0			0- 0	AWAY		0- 2				1- 2		1- 2				
1- 1			0- 0			0- 0	NEUTRAL		0- 1				1- 0		0- 0				
RPI S	Opponent		Score		RPI S	Opponent		Score		RPI S	Opponent		Score		RPI S	Opponent		Score	
					29 A	New Mexico St.		1	3	73 A	Tul sa		1	3	115 H	Marshall I		1	3
					29 H	New Mexico St.		0	3	73 H	Tul sa		0	3	121 A	East Caro.		3	0
					41 H	Sacramento St.		0	3	77 N	Towson		1	3	121 N	East Caro.		3	2
										83 H	Memphi s		0	3	131 A	Houston		0	3
										83 N	Memphi s		1	3	131 H	Houston		2	3
										89 H	UAB		0	3	146 A	SMU		1	3
										94 A	Tul ane		1	3	146 H	SMU		2	3
										94 H	Tul ane		1	3	150 N	Cal St. Fullerton		0	3
										100 H	Texas Tech		2	3	156 H	Eastern Mi ch.		2	3
															167 N	UTSA		0	3
															173 A	South Fla.		0	3
															174 A	New Mexico		1	3
															178 N	Texas St.		3	2
															179 N	Ill. -Chi cago		3	1
															185 A	Ri ce		1	3
															185 H	Ri ce		2	3
															194 N	McNeese St.		3	1
															198 A	Southern Mi ss.		0	3
															201 N	Dartmouth		3	0
															220 A	UCF		3	1
LAST 10 DIVISION I GAMES																			
					83 N	Memphi s		1	3	220A	UCF		3	1					
					121 N	East Caro.		3	2	89 H	UAB		0	3					
					94 A	Tul ane		1	3	83 H	Memphi s		0	3					
					94 H	Tul ane		1	3	73 A	Tul sa		1	3					
					198 A	Southern Mi ss.		0	3	146A	SMU		1	3					

Non-Di v. I Games

UTEP

Average RPI	Win 282	WON-LOST	WINNING	LAST 10	OPPONENT	OPP.	STRENGTH	TEAM	ADJ.	CONF.	ADJ.	CONF.
Average RPI	Loss233	RECORD	PCT. RANK	GAMES	SUCCESS	OF	SCHEDULE	RPI	RPI	RPI	RPI	RPI
DIV. I ONLY		20- 9	67	7- 2	287		311	188	213	33	33	
DIV. I NON-CONF		0- 4	308	0- 0	287		195	311	307	33	33	

TOTALS	RPI 1-25		RPI 26-50		W-L RECORDS		RPI 51-100		RPI 101-150		RPI 150+	
20- 9	0- 0		0- 0		OVERALL		0- 0		0- 2		20- 7	
7- 1	0- 0		0- 0		HOME		0- 0		0- 0		7- 1	
6- 4	0- 0		0- 0		AWAY		0- 0		0- 1		6- 3	
7- 4	0- 0		0- 0		NEUTRAL		0- 0		0- 1		7- 3	
0- 4	0- 0		0- 0		NON-CONFERENCE		0- 0		0- 2		0- 2	
0- 0	0- 0		0- 0		HOME		0- 0		0- 0		0- 0	
0- 2	0- 0		0- 0		AWAY		0- 0		0- 1		0- 1	
0- 2	0- 0		0- 0		NEUTRAL		0- 0		0- 1		0- 1	
20- 5	0- 0		0- 0		CONFERENCE		0- 0		0- 0		20- 5	
7- 1	0- 0		0- 0		HOME		0- 0		0- 0		7- 1	
6- 2	0- 0		0- 0		AWAY		0- 0		0- 0		6- 2	
7- 2	0- 0		0- 0		NEUTRAL		0- 0		0- 0		7- 2	
RPI S	Opponent	Score	RPI S	Opponent	Score	RPI S	Opponent	Score	RPI S	Opponent	Score	
									146 A	SMU	0	3
									149 N	Auburn	0	3
									194 A	McNeese St.	0	3
									242 A	Mi ssi ssi ppi Val .	3	1
									242 N	Mi ssi ssi ppi Val .	2	3
									242 N	Mi ssi ssi ppi Val .	3	2
									242 N	Mi ssi ssi ppi Val .	2	3
									242 N	Mi ssi ssi ppi Val .	3	1
									256 N	Al abama A&M	3	2
									256 N	Al abama A&M	3	0
									258 A	Grambl ing	2	3
									258 H	Grambl ing	3	1
									258 N	Grambl ing	3	2
									284 N	La. -Monroe	2	3
									286 A	Texas Southern	3	2
									286 A	Texas Southern	3	0
									286 A	Texas Southern	2	3
									286 H	Texas Southern	3	0
									286 H	Texas Southern	3	1
									297 A	Jackson St.	3	1
									297 H	Jackson St.	0	3
									297 N	Jackson St.	3	1
									297 N	Jackson St.	3	0
									305 A	Southern U.	3	1
									305 H	Southern U.	3	0
									310 H	Ark. -Pi ne Bl uff	3	1
									310 H	Ark. -Pi ne Bl uff	3	0
									310 H	Ark. -Pi ne Bl uff	3	0
									317 A	Al corn St.	3	0

			LAST 10 DIVISION I GAMES									
			242 N	Mi ssi ssi ppi Val .	3	2	258 H	Grambl ing	3	1		
			242 N	Mi ssi ssi ppi Val .	3	1	286 H	Texas Southern	3	1		
			256 N	Al abama A&M	3	0	305 A	Southern U.	3	1		
			297 N	Jackson St.	3	0	242 N	Mi ssi ssi ppi Val .	2	3		
			286 A	Texas Southern	2	3	297 N	Jackson St.	3	1		

Non-Div. I Games Bel haven

1 3

Huston-Tillotson3

0

Huston-Tillotson3

0

Paul Quinn

3 0

Prairie View

Average	RPI	Win	Loss	WON-LOST	WINNING	LAST 10	OPPONENT	OPP.	STRENGTH	TEAM	ADJ	CONF.	ADJ	CONF.
Record	138	17	174	5- 5	258	213	224	214	26	24				
Record	13	227	2- 2	259	164	248	247	24	25					
TOTALS		RPI 1-25		RPI 26-50		W-L RECORDS		RPI 51-100		RPI 101-150		RPI 150+		
14- 17		0- 0		0- 0		OVERALL		0- 4		1- 7		13- 6		
7- 2		0- 0		0- 0		HOME		0- 1		1- 0		6- 1		
5- 8		0- 0		0- 0		AWAY		0- 2		0- 6		5- 0		
2- 7		0- 0		0- 0		NEUTRAL		0- 1		0- 1		2- 5		
7- 13		0- 0		0- 0		NON-CONFERENCE		0- 2		1- 6		6- 5		
4- 0		0- 0		0- 0		HOME		0- 0		1- 0		3- 0		
2- 6		0- 0		0- 0		AWAY		0- 1		0- 5		2- 0		
1- 7		0- 0		0- 0		NEUTRAL		0- 1		0- 1		1- 5		
7- 4		0- 0		0- 0		CONFERENCE		0- 2		0- 1		7- 1		
3- 2		0- 0		0- 0		HOME		0- 1		0- 0		3- 1		
3- 2		0- 0		0- 0		AWAY		0- 1		0- 1		3- 0		
1- 0		0- 0		0- 0		NEUTRAL		0- 0		0- 0		1- 0		
RPI S	Opponent			Score	RPI S	Opponent			Score	RPI S	Opponent			Score
					54 N	Wi chi ta St.			0 3	101 A	Kansas St.			0 3
					78 A	Bel mont			0 3	102 A	East Tenn. St.			0 3
					78 H	Bel mont			0 3	116 A	Eastern Ky.			0 3
					83 A	Memphi s			0 3	125 N	San Diego St.			0 3
									129 A	Tennessee St.			0 3	
									129 H	Tennessee St.			3 2	
									135 A	Tennessee Tech			1 3	
									150 A	Cal St. Fullerton			0 3	
									152 N	Southeast Mo. St.			1 3	
									154 H	North Fla.			0 3	
									175 N	Penn			0 3	
									184 H	Tenn. -Martin			3 2	
									186 H	Jacksonville			3 2	
									203 N	Ark. -Little Rock			2 3	
									217 H	Gardner-Webb			3 0	
					233 H	Chattanooga			3 0					
					239 N	Montana St.			1 3					
					254 A	Bi rmi ngham-So.			3 1					
					257 A	Mercer			3 1					
					257 N	Mercer			3 0					
					264 A	Austin Peay			3 0					
					264 H	Austin Peay			3 1					
					268 A	Stetson			3 0					
					274 N	Loui siana Tech			1 3					
					278 N	Samford			3 1					
					281 H	Campbel l			3 2					
					308 A	Kennesaw St.			3 0					
									129A	Tennessee St.			0 3	

Non-Div. I Games

Li pscomb

Average RPI	W n 247	WON-LOST	WINNING	LAST 10	OPPONENT	OPP.	STRENGTH	TEAM	ADJ	CONF.	ADJ CONF.
Average RPI	Loss131	RECORD	PCT. RANK	GAMES	SUCCESS	OF	SCHEDULE	RPI	RPI	RPI	RPI
DIV. I ONLY		13- 17	186	4- 6	206		224	208	215	24	25
DIV. I NON-CONF		7- 10	199	0- 0	106		207	175	182	22	22
<hr/>											
TOTALS	RPI 1-25		RPI 26-50		W-L RECORDS		RPI 51-100		RPI 101-150		RPI 150+
13- 17	0- 2		0- 0		OVERALL		0- 4		1- 4		12- 7
4- 6	0- 1		0- 0		HOME		0- 1		0- 2		4- 2
4- 9	0- 1		0- 0		AWAY		0- 1		0- 2		4- 5
5- 2	0- 0		0- 0		NEUTRAL		0- 2		1- 0		4- 0
7- 10	0- 2		0- 0		NON-CONFERENCE		0- 4		1- 1		6- 3
0- 4	0- 1		0- 0		HOME		0- 1		0- 1		0- 1
2- 4	0- 1		0- 0		AWAY		0- 1		0- 0		2- 2
5- 2	0- 0		0- 0		NEUTRAL		0- 2		1- 0		4- 0
6- 7	0- 0		0- 0		CONFERENCE		0- 0		0- 3		6- 4
4- 2	0- 0		0- 0		HOME		0- 0		0- 1		4- 1
2- 5	0- 0		0- 0		AWAY		0- 0		0- 2		2- 3
0- 0	0- 0		0- 0		NEUTRAL		0- 0		0- 0		0- 0
RPI S	Opponent	Score	RPI S	Opponent	Score	RPI S	Opponent	Score	RPI S	Opponent	Score
22 H	Ohio	0 3				55 N	Princeton	2 3	103 N	Long Island	3 2
24 A	St. John's (N.Y.)	0 3				66 N	San Francisco	0 3	120 A	Albany (N.Y.)	2 3
						68 H	Yale	0 3	120 A	Albany (N.Y.)	1 3
						85 A	Marquette	2 3	120 H	Albany (N.Y.)	0 3
									147 H	Siena	0 3
									158 H	Maryland	2 3
									163 A	Fordham	0 3
									191 A	William & Mary	2 3
									208 A	Binghamton	0 3
									208 H	Binghamton	3 1
									209 A	UMBC	0 3
									209 H	UMBC	2 3
									210 A	New Hampshire	3 1
									210 H	New Hampshire	3 1
									227 A	St. Francis (Pa.)	3 2
									244 N	Rhode Island	3 0
									259 A	Manhattan	3 0
									261 A	Maine	1 3
									261 H	Maine	3 1
									267 N	Air Force	3 0
									298 A	Hartford	3 0
									298 H	Hartford	3 0
									302 N	Coppin St.	3 0
									318 N	Norfolk St.	3 0
<hr/>											
LAST 10 DIVISION I GAMES											
120 A	Albany (N.Y.)	1 3	261 A	Maine	1 3						
298 H	Hartford	3 0	210 A	New Hampshire	3 1						
120 H	Albany (N.Y.)	0 3	209 A	UMBC	0 3						
208 A	Binghamton	0 3	298 A	Hartford	3 0						
209 H	UMBC	2 3	208 H	Binghamton	3 1						

Non-Div. I Games

Stony Brook

Average RPI	W n 250	WON-LOST	WINNING	LAST 10	OPPONENT	OPP.	STRENGTH	TEAM	ADJ	CONF.	ADJ	CONF.
Average RPI	Loss123	RECORD	PCT. RANK	GAMES	SUCCESS	OF	SCHEDULE	RPI	RPI	RPI	RPI	RPI
DIV. I ONLY		14- 20	200	1- 9	202		208	214	216	14	15	
DIV. I NON-CONF		11- 6	101	0- 1	223		263	149	154	15	12	

TOTALS	RPI 1-25		RPI 26-50		W-L RECORDS		RPI 51-100			RPI 101-150		RPI 150+
14- 20	0- 3		0- 0		OVERALL		0- 5			0- 4		14- 8
6- 7	0- 1		0- 0		HOME		0- 1			0- 1		6- 4
5- 11	0- 1		0- 0		AWAY		0- 4			0- 3		5- 3
3- 2	0- 1		0- 0		NEUTRAL		0- 0			0- 0		3- 1
11- 6	0- 1		0- 0		NON-CONFERENCE		0- 2			0- 1		11- 2
5- 0	0- 0		0- 0		HOME		0- 0			0- 0		5- 0
3- 4	0- 0		0- 0		AWAY		0- 2			0- 1		3- 1
3- 2	0- 1		0- 0		NEUTRAL		0- 0			0- 0		3- 1
3- 14	0- 2		0- 0		CONFERENCE		0- 3			0- 3		3- 6
1- 7	0- 1		0- 0		HOME		0- 1			0- 1		1- 4
2- 7	0- 1		0- 0		AWAY		0- 2			0- 2		2- 2
0- 0	0- 0		0- 0		NEUTRAL		0- 0			0- 0		0- 0
RPI S Opponent	Score		RPI S Opponent	Score		RPI S Opponent	Score		RPI S Opponent	Score		
22 A Ohio	0	3				65 A Bowling Green	0	3	130 A Western Mi ch.	0	3	
22 H Ohio	1	3				65 H Bowling Green	0	3	137 A Charlotte	0	3	
24 N St. John's (N.Y.)	0	3				90 A IPFW	0	3	144 A Miami (Ohio)	0	3	
						92 A Northern Ill.	0	3	144 H Miami (Ohio)	0	3	
						93 A Cornell	0	3	153 A Davidson	0	3	
									156 H Eastern Mi ch.	1	3	
									159 N Army	3	0	
									166 H Canisius	3	1	
									171 A Ball St.	2	3	
									171 H Ball St.	0	3	
									172 A Toledo	1	3	
									187 H Central Mi ch.	1	3	
									200 H Syracuse	3	0	
									208 N Binghamton	2	3	
									221 A Kent St.	3	1	
									221 H Kent St.	0	3	
									244 N Rhode Island	3	2	
									248 H Youngstown St.	3	0	
									252 N N.C. A&T	3	0	
									255 A Akron	3	0	
									255 H Akron	3	0	
									288 A High Point	3	1	
									289 H Coastal Caro.	3	2	
									300 A Holy Cross	3	0	
									306 A Niagara	3	0	
									319 H Quinnipiac	3	0	

LAST 10 DIVISION I GAMES												
171 A Ball St.	2	3	187 H Central Mi ch.	1	3							
92 A Northern Ill.	0	3	156 H Eastern Mi ch.	1	3							
130 A Western Mi ch.	0	3	144 H Miami (Ohio)	0	3							
255 A Akron	3	0	65 H Bowling Green	0	3							
172 A Toledo	1	3	90 A IPFW	0	3							

Non-Div. I Games

Buffalo

Average RPI	W n 271	WON-LOST	WINNING	LAST 10	OPPONENT	OPP.	STRENGTH	TEAM	ADJ	CONF.	ADJ CONF.
Average RPI	Loss128	RECORD	PCT. RANK	GAMES	SUCCESS	OF	SCHEDULE	RPI	RPI	RPI	RPI
DIV. I ONLY		11- 18	223	4- 6	180		242	221	217	26	24
DIV. I NON-CONF		7- 12	216	3- 1	138		219	205	211	24	25
TOTALS	RPI 1-25		RPI 26-50	W-L RECORDS		RPI 51-100			RPI 101-150	RPI 150+	
11- 18	0- 0		0- 1	OVERALL		0- 7			0- 2	11- 8	
7- 3	0- 0		0- 0	HOME		0- 1			0- 1	7- 1	
4- 8	0- 0		0- 1	AWAY		0- 2			0- 0	4- 5	
0- 7	0- 0		0- 0	NEUTRAL		0- 4			0- 1	0- 2	
7- 12	0- 0		0- 1	NON-CONFERENCE		0- 6			0- 1	7- 4	
4- 2	0- 0		0- 0	HOME		0- 1			0- 0	4- 1	
3- 4	0- 0		0- 1	AWAY		0- 1			0- 0	3- 2	
0- 6	0- 0		0- 0	NEUTRAL		0- 4			0- 1	0- 1	
4- 6	0- 0		0- 0	CONFERENCE		0- 1			0- 1	4- 4	
3- 1	0- 0		0- 0	HOME		0- 0			0- 1	3- 0	
1- 4	0- 0		0- 0	AWAY		0- 1			0- 0	1- 3	
0- 1	0- 0		0- 0	NEUTRAL		0- 0			0- 0	0- 1	
RPI S	Opponent	Score	RPI S	Opponent	Score	RPI S	Opponent	Score	RPI S	Opponent	Score
			27 A	Duke	0 3	64 H	Winthrop	0 3	102 H	East Tenn. St.	0 3
						64 N	Winthrop	0 3	124 N	VCU	0 3
						74 N	Portland St.	0 3	154 A	North Fla.	0 3
						78 A	Belmont	0 3	160 A	Gonzaga	0 3
						85 N	Marquette	1 3	164 H	UNC Greensboro	2 3
						88 A	Appalachian St.	0 3	180 N	Georgia St.	1 3
						97 N	Connecticut	0 3	186 A	Jacksonville	1 3
									186 N	Jacksonville	1 3
									202 H	Robert Morris	3 1
									214 A	Lipscomb	0 3
									241 A	UNC Asheville	3 1
									252 H	N.C. A&T	3 0
									257 H	Mercer	3 1
									263 A	UNC Wilmington	0 3
									268 H	Stetson	3 0
									276 H	Western Caro.	3 0
									281 A	Campbell	3 2
									288 H	High Point	3 0
									299 A	Wofford	3 1
									308 H	Kennesaw St.	3 0
									309 A	Charleston So.	3 1
LAST 10 DIVISION I GAMES											
			186 N	Jacksonville	1 3	154 A	North Fla.	0 3			
			252 H	N.C. A&T	3 0	288 H	High Point	3 0			
			241 A	UNC Asheville	3 1	214 A	Lipscomb	0 3			
			281 A	Campbell	3 2	78 A	Belmont	0 3			
			186 A	Jacksonville	1 3	64 H	Winthrop	0 3			

Non-Div. I Games N.C. Central

3 0

Winston-Salem

3 0

Presbyterian

3 0

Gardner-Webb

Average RPI	Win 197	WON-LOST	WINNING	LAST 10	OPPONENT	OPP.	STRENGTH	TEAM	ADJ.	CONF.	ADJ. CONF.
Average RPI	Loss124	RECORD	PCT. RANK	GAMES	SUCCESS	OF	SCHEDULE	RPI	RPI	RPI	RPI
DIV. I ONLY		7- 17	256	2- 8	126		160	225	218	13	11
DIV. I NON-CONF		3- 3	157	0- 0	151		247	167	174	14	14
TOTALS	RPI 1-25		RPI 26-50	W-L RECORDS		RPI 51-100			RPI 101-150	RPI 150+	
7- 17	0- 0		0- 2	OVERALL		1- 4			1- 6	5- 5	
4- 8	0- 0		0- 1	HOME		0- 2			1- 2	3- 3	
3- 8	0- 0		0- 1	AWAY		1- 2			0- 4	2- 1	
0- 1	0- 0		0- 0	NEUTRAL		0- 0			0- 0	0- 1	
3- 3	0- 0		0- 0	NON-CONFERENCE		1- 0			0- 1	2- 2	
2- 1	0- 0		0- 0	HOME		0- 0			0- 0	2- 1	
1- 1	0- 0		0- 0	AWAY		1- 0			0- 1	0- 0	
0- 1	0- 0		0- 0	NEUTRAL		0- 0			0- 0	0- 1	
4- 14	0- 0		0- 2	CONFERENCE		0- 4			1- 5	3- 3	
2- 7	0- 0		0- 1	HOME		0- 2			1- 2	1- 2	
2- 7	0- 0		0- 1	AWAY		0- 2			0- 3	2- 1	
0- 0	0- 0		0- 0	NEUTRAL		0- 0			0- 0	0- 0	
RPI S	Opponent	Score	RPI S	Opponent	Score	RPI S	Opponent	Score	RPI S	Opponent	Score
			35 A Hofstra	0	3	72 A Ameri can	3	2	107 A James Madi son	0	3
			35 H Hofstra	0	3	77 A Towson	0	3	107 H James Madi son	0	3
						77 H Towson	1	3	111 A Northeastern	0	3
						91 A Del aware	0	3	111 H Northeastern	2	3
						91 H Del aware	1	3	124 A VCU	0	3
									124 H VCU	3	1
									143 A George Washi ngton	1	3
									180 A Georgi a St.	0	3
									180 H Georgi a St.	1	3
									187 H Central Mi ch.	3	0
									191 A William & Mary	3	0
									191 H William & Mary	2	3
									204 N Georgetown	1	3
									250 H Lamar	1	3
									263 A UNC Wi lmi ngton	3	1
									263 H UNC Wi lmi ngton	3	1
									281 H Campbel l	3	0
LAST 10 DIVISION I GAMES											
			107 A James Madi son	0	3	263A UNC Wi lmi ngton	3	1			
			111 H Northeastern	2	3	180A Georgi a St.	0	3			
			35 H Hofstra	0	3	91 H Del aware	1	3			
			124 A VCU	0	3	77 H Towson	1	3			
			191 A William & Mary	3	0	107H James Madi son	0	3			

Non-Di v. I Games

George Mason

Average RPI	W n 216	WON-LOST	WINNING	LAST 10	OPPONENT	OPP.	STRENGTH	TEAM	ADJ	CONF.	ADJ	CONF.
Average RPI	Loss123	RECORD	PCT. RANK	GAMES	SUCCESS	OF	SCHEDULE	RPI	RPI	RPI	RPI	RPI
DIV. I ONLY		9- 20	244	2- 8	97		165	210	219	17	17	
DIV. I NON-CONF		4- 11	264	1- 1	67		156	202	208	16	16	
<hr/>												
TOTALS	RPI 1-25		RPI 26-50		W-L RECORDS		RPI 51-100		RPI 101-150		RPI 150+	
9- 20	0- 2		0- 3		OVERALL		0- 3		1- 3		8- 9	
5- 6	0- 1		0- 1		HOME		0- 1		1- 1		4- 2	
1- 11	0- 0		0- 2		AWAY		0- 1		0- 1		1- 7	
3- 3	0- 1		0- 0		NEUTRAL		0- 1		0- 1		3- 0	
4- 11	0- 2		0- 1		NON-CONFERENCE		0- 1		0- 2		4- 5	
1- 3	0- 1		0- 0		HOME		0- 0		0- 1		1- 1	
0- 5	0- 0		0- 1		AWAY		0- 0		0- 0		0- 4	
3- 3	0- 1		0- 0		NEUTRAL		0- 1		0- 1		3- 0	
5- 9	0- 0		0- 2		CONFERENCE		0- 2		1- 1		4- 4	
4- 3	0- 0		0- 1		HOME		0- 1		1- 0		3- 1	
1- 6	0- 0		0- 1		AWAY		0- 1		0- 1		1- 3	
0- 0	0- 0		0- 0		NEUTRAL		0- 0		0- 0		0- 0	
RPI S	Opponent	Score	RPI S	Opponent	Score	RPI S	Opponent	Score	RPI S	Opponent	Score	
13 N	San Diego	0 3	29 A	New Mexico St.	0 3	74 A	Portland St.	0 3	105 H	Utah Valley St.	2 3	
18 H	Utah	0 3	41 A	Sacramento St.	0 3	74 H	Portland St.	0 3	122 N	Murray St.	1 3	
			41 H	Sacramento St.	0 3	88 N	Appalachian St.	1 3	140 A	Eastern Wash.	1 3	
									140 H	Eastern Wash.	3 1	
									154 A	North Fla.	0 3	
									176 A	Northern Colo.	0 3	
									176 H	Northern Colo.	1 3	
									177 N	Wis. -Green Bay	3 2	
									181 A	Boise St.	0 3	
									187 A	Central Mich.	0 3	
									189 H	Utah St.	3 1	
									205 A	Montana	0 3	
									205 H	Montana	1 3	
									206 A	Weber St.	1 3	
									206 H	Weber St.	3 1	
									225 A	Northern Ari z.	1 3	
									225 H	Northern Ari z.	3 2	
									239 A	Montana St.	3 1	
									239 H	Montana St.	3 2	
									255 N	Akron	3 1	
									277 N	Indiana St.	3 0	
<hr/>												
LAST 10 DIVISION I GAMES												
189 H	Utah St.	3 1	239 H	Montana St.	3 2							
41 A	Sacramento St.	0 3	205 H	Montana	1 3							
206 A	Weber St.	1 3	225 A	Northern Ari z.	1 3							
74 A	Portland St.	0 3	176 A	Northern Colo.	0 3							
140 A	Eastern Wash.	1 3	41 H	Sacramento St.	0 3							

Non-Div. I Games Montana Western 3 0

Idaho St.

Average RPI	Win 234	WON-LOST	WINNING	LAST 10	OPPONENT	OPP.	STRENGTH	TEAM	ADJ.	CONF.	ADJ. CONF.
Average RPI	Loss128	RECORD	PCT. RANK	GAMES	SUCCESS	OF	SCHEDULE	RPI	RPI	RPI	RPI
DIV. I ONLY		13- 16	177	2- 8	263		166	222	221	14	15
DIV. I NON-CONF		7- 5	121	0- 0	307		223	238	232	15	12
<hr/>											
TOTALS	RPI 1-25		RPI 26-50		W-L RECORDS		RPI 51-100		RPI 101-150		RPI 150+
13- 16	0- 2		0- 0		OVERALL		0- 5		1- 3		12- 6
5- 6	0- 1		0- 0		HOME		0- 2		1- 2		4- 1
5- 7	0- 1		0- 0		AWAY		0- 1		0- 1		5- 4
3- 3	0- 0		0- 0		NEUTRAL		0- 2		0- 0		3- 1
7- 5	0- 0		0- 0		NON-CONFERENCE		0- 2		0- 1		7- 2
2- 1	0- 0		0- 0		HOME		0- 0		0- 1		2- 0
2- 1	0- 0		0- 0		AWAY		0- 0		0- 0		2- 1
3- 3	0- 0		0- 0		NEUTRAL		0- 2		0- 0		3- 1
6- 11	0- 2		0- 0		CONFERENCE		0- 3		1- 2		5- 4
3- 5	0- 1		0- 0		HOME		0- 2		1- 1		2- 1
3- 6	0- 1		0- 0		AWAY		0- 1		0- 1		3- 3
0- 0	0- 0		0- 0		NEUTRAL		0- 0		0- 0		0- 0
RPI S Opponent	Score		RPI S Opponent	Score		RPI S Opponent	Score		RPI S Opponent	Score	
22 A Ohio	0 3					65 A Bowling Green	0 3		122 H Murray St.	2 3	
22 H Ohio	0 3					65 H Bowling Green	0 3		130 H Western Mi ch.	3 1	
						83 N Memphis	0 3		144 A Miami (Ohio)	1 3	
						91 N Delaware	1 3		144 H Miami (Ohio)	0 3	
						92 H Northern Ill.	1 3		156 A Eastern Mi ch.	0 3	
									156 A Eastern Mi ch.	1 3	
									171 A Ball St.	3 0	
									172 A Toledo	3 0	
									177 A Wis.-Green Bay	2 3	
									187 H Central Mi ch.	3 0	
									196 A Evansville	3 2	
									216 A Buffalo	3 0	
									216 H Buffalo	1 3	
									234 N Drake	2 3	
									255 A Akron	2 3	
									255 H Akron	3 0	
									264 N Austin Peay	3 0	
									265 H North Carolina St.	3 0	
									276 A Western Caro.	3 0	
									288 N High Point	3 0	
									308 N Kennesaw St.	3 0	
									316 H Chicago St.	3 0	
<hr/>											
LAST 10 DIVISION I GAMES											
156 A Eastern Mi ch.	1 3		65 A Bowling Green	0 3							
144 H Miami (Ohio)	0 3		144 A Miami (Ohio)	1 3							
65 H Bowling Green	0 3		130 H Western Mi ch.	3 1							
156 A Eastern Mi ch.	0 3		92 H Northern Ill.	1 3							
22 H Ohio	0 3		255 H Akron	3 0							

Non-Div. I Games

Kent St.

Average RPI			W n 280	WON-LOST		W N N I N G		LAST 10		OPPONENT		OPP.	STRENGTH	TEAM	ADJ	CONF.	ADJ	CONF.					
Average RPI			Loss145	RECORD		PCT. RANK		GAMES		SUCCESS		OF	SCHEDULE	RPI	RPI	RPI		RPI					
D I V. I ONLY				11- 18		223		5- 5		174		256		223	222	29		29					
D I V. I NON-CONF				2- 12		293		0- 2		43		192		223	213	28		29					
TOTALS			RPI	1-25		RPI		26-50		W-L RECORDS		RPI		51-100		RPI		101-150		RPI		150+	
11- 18			0- 2				0- 0		OVERALL				0- 3				0- 5		11- 8				
6- 4			0- 0				0- 0		HOME				0- 1				0- 2		6- 1				
3- 9			0- 0				0- 0		AWAY				0- 1				0- 2		3- 6				
2- 5			0- 2				0- 0		NEUTRAL				0- 1				0- 1		2- 1				
2- 12			0- 2				0- 0		NON-CONFERENCE				0- 1				0- 5		2- 4				
0- 2			0- 0				0- 0		HOME				0- 0				0- 2		0- 0				
0- 5			0- 0				0- 0		AWAY				0- 0				0- 2		0- 3				
2- 5			0- 2				0- 0		NEUTRAL				0- 1				0- 1		2- 1				
9- 6			0- 0				0- 0		CONFERENCE				0- 2				0- 0		9- 4				
6- 2			0- 0				0- 0		HOME				0- 1				0- 0		6- 1				
3- 4			0- 0				0- 0		AWAY				0- 1				0- 0		3- 3				
0- 0			0- 0				0- 0		NEUTRAL				0- 0				0- 0		0- 0				
RPI S	Opponent			Score		RPI S	Opponent			Score		RPI S	Opponent			Score		RPI S	Opponent			Score	
10 N	Washi ngton			0 3								64 A	Winthrop			0 3		102 H	East Tenn. St.			2 3	
22 N	Ohio			0 3								64 H	Winthrop			1 3		107 A	James Madi son			1 3	
												88 N	Appal achi an St.			0 3		127 A	Vi rgi ni a Tech			1 3	
																		137 H	Char lotte			0 3	
																		143 N	George Washi ngton			0 3	
																		153 A	Davi dson			0 3	
																		159 A	Army			2 3	
																		164 A	UNC Greensboro			1 3	
																		170 N	Portl and			0 3	
																		241 A	UNC Ashevi lle			0 3	
																		241 H	UNC Ashevi lle			3 1	
																		254 A	Bi rmi ngham-So.			0 3	
																		254 H	Bi rmi ngham-So.			3 2	
																		271 A	Radford			3 2	
																		271 H	Radford			3 0	
																		280 N	Navy			3 1	
																		288 A	Hi gh Poi nt			3 0	
																		288 H	Hi gh Poi nt			3 0	
																		289 A	Coastal Caro.			3 1	
																		289 H	Coastal Caro.			3 1	
																		289 H	Coastal Caro.			1 3	
																		301 N	Ci tadel			3 0	
																		309 A	Charlestown So.			0 3	
																		309 H	Charlestown So.			3 2	
LAST 10 DIVISION I GAMES																							
289 H Coastal Caro.						1 3						254 H Bi rmi ngham-So.						3 2					
271 A Radford						3 2						241 H UNC Ashevi lle						3 1					
102 H East Tenn. St.						2 3						137 H Char lotte						0 3					
288 H Hi gh Poi nt						3 0						309A Charlestown So.						0 3					
64 H Winthrop						1 3						289A Coastal Caro.						3 1					

Non-Div. I Games

Li berty

Average RPI Win 237 Average RPI Loss 85				WON-LOST RECORD		WINNING PCT. RANK		LAST 10 GAMES		OPPONENT SUCCESS		OPP. STRENGTH OF SCHEDULE		TEAM RPI		ADJ RPI		CONF. RPI		ADJ CONF. RPI			
DIV. I ONLY				6- 24		286		2- 8		98		61		230		223		11		10			
DIV. I NON-CONF				2- 10		287		0- 1		69		8		214		191		9		9			
TOTALS				RPI 1-25		RPI 26-50		W-L RECORDS		RPI 51-100				RPI 101-150		RPI 150+							
6- 24				0- 6		0- 4		OVERALL		0- 3				0- 6		6- 5							
4- 10				0- 2		0- 2		HOME		0- 1				0- 3		4- 2							
1- 12				0- 2		0- 2		AWAY		0- 2				0- 3		1- 3							
1- 2				0- 2		0- 0		NEUTRAL		0- 0				0- 0		1- 0							
2- 10				0- 3		0- 2		NON-CONFERENCE		0- 3				0- 2		2- 0							
2- 4				0- 1		0- 1		HOME		0- 1				0- 1		2- 0							
0- 5				0- 1		0- 1		AWAY		0- 2				0- 1		0- 0							
0- 1				0- 1		0- 0		NEUTRAL		0- 0				0- 0		0- 0							
4- 14				0- 3		0- 2		CONFERENCE		0- 0				0- 4		4- 5							
2- 6				0- 1		0- 1		HOME		0- 0				0- 2		2- 2							
1- 7				0- 1		0- 1		AWAY		0- 0				0- 2		1- 3							
1- 1				0- 1		0- 0		NEUTRAL		0- 0				0- 0		1- 0							
RPI S	Opponent			Score		RPI S	Opponent			Score		RPI S	Opponent			Score		RPI S	Opponent			Score	
8 A	Southern Cal i forni a			0	3	29 A	New Mexico St.			0	3	51 H	UC Santa Barb.			0	3	101 H	Kansas St.			1	3
10 H	Washi ngton			0	3	29 H	New Mexico St.			0	3	67 A	Loyol a Marymount			0	3	113 A	San Jose St.			0	3
12 A	Hawai i			0	3	31 H	Santa Clara			0	3	96 A	Cal St.			0	3	113 H	San Jose St.			2	3
12 H	Hawai i			0	3	42 A	Oregon			0	3		Northrid ge					145 A	Oregon St.			0	3
12 N	Hawai i			0	3													148 A	Nevada			2	3
18 N	Utah			0	3													148 H	Nevada			2	3
																		151 A	Idaho			0	3
																		151 H	Idaho			1	3
																		181 A	Boi se St.			0	3
																		181 H	Boi se St.			2	3
																		183 H	Paci fic			3	0
																		189 A	Utah St.			1	3
																		189 H	Utah St.			3	2
																		228 H	UC Davi s			3	2
																		274 A	Loui si ana Tech			3	2
																		274 H	Loui si ana Tech			3	2
																		274 N	Loui si ana Tech			3	1
LAST 10 DIVISION I GAMES																							
						12 N	Hawai i			0	3	151 H	Idaho			1	3						
						274 N	Loui si ana Tech			3	1	148 A	Nevada			2	3						
						274 A	Loui si ana Tech			3	2	113 A	San Jose St.			0	3						
						29 A	New Mexi co St.			0	3	96 A	Cal St. Northrid ge			0	3						
						181 H	Boi se St.			2	3	113 H	San Jose St.			2	3						

Non-Di v. I Games

Fresno St.

Average Average	RPI RPI	Win 277 Loss160	WON-LOST RECORD	WINNING PCT. RANK	LAST 10 GAMES	OPPONENT SUCCESS	OPP. OF	STRENGTH SCHEDULE	TEAM RPI	ADJ RPI	CONF. RPI	ADJ CONF. RPI
DIV. I ONLY			14- 15	162	5- 5	240		279	216	224	25	26
DIV. I NON-CONF			8- 7	147	1- 1	226		286	196	212	27	27
TOTALS	RPI 1-25			RPI 26-50	W-L RECORDS		RPI 51-100			RPI 101-150		RPI 150+
14- 15	0- 0			0- 0	OVERALL		1- 3			0- 1		13- 11
5- 8	0- 0			0- 0	HOME		0- 2			0- 1		5- 5
6- 6	0- 0			0- 0	AWAY		1- 1			0- 0		5- 5
3- 1	0- 0			0- 0	NEUTRAL		0- 0			0- 0		3- 1
8- 7	0- 0			0- 0	NON-CONFERENCE		1- 1			0- 1		7- 5
2- 4	0- 0			0- 0	HOME		0- 1			0- 1		2- 2
3- 2	0- 0			0- 0	AWAY		1- 0			0- 0		2- 2
3- 1	0- 0			0- 0	NEUTRAL		0- 0			0- 0		3- 1
6- 8	0- 0			0- 0	CONFERENCE		0- 2			0- 0		6- 6
3- 4	0- 0			0- 0	HOME		0- 1			0- 0		3- 3
3- 4	0- 0			0- 0	AWAY		0- 1			0- 0		3- 3
0- 0	0- 0			0- 0	NEUTRAL		0- 0			0- 0		0- 0
RPI S	Opponent	Score	RPI S	Opponent	Score	RPI S	Opponent	Score	RPI S	Opponent	Score	
						55 H	Princeton	2 3	147 H	Siena	1 3	
						72 A	American	0 3	159 A	Army	0 3	
						72 H	American	0 3	159 H	Army	0 3	
						93 A	Cornell	3 2	166 H	Cornell	1 3	
									168 A	Bucknell	0 3	
									168 H	Bucknell	0 3	
									190 N	Central Conn. St.	1 3	
									200 A	Syracuse	1 3	
									208 A	Binghamton	0 3	
									209 H	UMBC	0 3	
									211 A	Lafayette	1 3	
									211 H	Lafayette	1 3	
									262 A	Marist	3 0	
									269 H	La Salle	3 1	
									280 A	Navy	3 2	
									280 H	Navy	3 0	
									291 A	Lehigh	3 1	
									291 H	Lehigh	3 2	
									294 H	Rider	3 1	
									296 N	Wagner	3 0	
									300 A	Holy Cross	3 1	
									300 H	Holy Cross	3 0	
									302 N	Coppin St.	3 0	
									304 A	Providence	3 0	
									316 N	Chicago St.	3 1	
LAST 10 DIVISION I GAMES												
						72 A	American	0 3	208 A	Binghamton	0 3	
						280 A	Navy	3 2	159 H	Army	0 3	
						168 A	Bucknell	0 3	300 H	Holy Cross	3 0	
						211 H	Lafayette	1 3	93 A	Cornell	3 2	
						291 H	Lehigh	3 2	280 H	Navy	3 0	

Non-Div. I Games

Colgate

Average RPI	W n 202	WON-LOST	WINNING	LAST 10	OPPONENT	OPP.	STRENGTH	TEAM	ADJ	CONF.	ADJ	CONF.
Average RPI	Loss136	RECORD	PCT. RANK	GAMES	SUCCESS	OF	SCHEDULE	RPI	RPI	RPI	RPI	RPI
DIV. I ONLY		8- 18	246	2- 8	127		174	219	225	17	17	
DIV. I NON-CONF		5- 7	196	1- 1	89		178	160	163	16	16	

TOTALS	RPI 1-25		RPI 26-50		W-L RECORDS		RPI 51-100		RPI 101-150		RPI 150+	
8- 18	0- 0		0- 3		OVERALL		0- 4		1- 3		7- 8	
6- 8	0- 0		0- 1		HOME		0- 2		0- 2		6- 3	
1- 9	0- 0		0- 2		AWAY		0- 1		1- 1		0- 5	
1- 1	0- 0		0- 0		NEUTRAL		0- 1		0- 0		1- 0	
5- 7	0- 0		0- 1		NON-CONFERENCE		0- 2		0- 2		5- 2	
4- 3	0- 0		0- 0		HOME		0- 1		0- 1		4- 1	
0- 3	0- 0		0- 1		AWAY		0- 0		0- 1		0- 1	
1- 1	0- 0		0- 0		NEUTRAL		0- 1		0- 0		1- 0	
3- 11	0- 0		0- 2		CONFERENCE		0- 2		1- 1		2- 6	
2- 5	0- 0		0- 1		HOME		0- 1		0- 1		2- 2	
1- 6	0- 0		0- 1		AWAY		0- 1		1- 0		0- 4	
0- 0	0- 0		0- 0		NEUTRAL		0- 0		0- 0		0- 0	
RPI S	Opponent	Score	RPI S	Opponent	Score	RPI S	Opponent	Score	RPI S	Opponent	Score	
			29 A	New Mexico St.	0 3	62 H	Florida Int'l	1 3	113 H	San Jose St.	1 3	
			41 A	Sacramento St.	0 3	65 N	Bowling Green	0 3	133 A	Denver	1 3	
			41 H	Sacramento St.	1 3	74 A	Portland St.	1 3	140 A	Eastern Wash.	3 0	
						74 H	Portland St.	2 3	140 H	Eastern Wash.	1 3	
									163 H	Fordham	3 0	
									176 A	Northern Colo.	1 3	
									176 H	Northern Colo.	3 2	
									181 H	Boise St.	0 3	
									205 A	Montana	0 3	
									205 H	Montana	3 1	
									206 A	Weber St.	1 3	
									206 H	Weber St.	0 3	
									219 A	Idaho St.	2 3	
									219 H	Idaho St.	3 1	
									231 H	A&M-Corpus Christi	3 1	
									235 H	Central Ark.	3 1	
									239 A	Montana St.	1 3	
									239 H	Montana St.	1 3	
									243 N	UC Riverside	3 2	

LAST 10 DIVISION I GAMES												
			206 H	Weber St.	0 3	239 A	Montana St.	1 3				
			41 H	Sacramento St.	1 3	176 H	Northern Colo.	3 2				
			140 H	Eastern Wash.	1 3	219 H	Idaho St.	3 1				
			74 H	Portland St.	2 3	29 A	New Mexico St.	0 3				
			205 A	Montana	0 3	206 A	Weber St.	1 3				

Non-Div. I Games

Northern Ariz.

Average RPI Win 243 Average RPI Loss147				WON-LOST RECORD		WINNING PCT. RANK		LAST 10 GAMES		OPPONENT OPP. STRENGTH SUCCESS OF SCHEDULE		TEAM RPI	ADJ RPI	CONF. RPI	ADJ CONF. RPI		
DIV. I ONLY				10- 16		219		3- 7		192		231		220	226	23	23
DIV. I NON-CONF				5- 5		157		0- 0		195		200		183	179	23	23
TOTALS		RPI 1-25		RPI 26-50		W-L RECORDS		RPI 51-100		RPI 101-150		RPI 150+					
10- 16		0- 1		0- 2		OVERALL		0- 0		0- 5		10- 8					
5- 6		0- 0		0- 1		HOME		0- 0		0- 2		5- 3					
2- 9		0- 0		0- 1		AWAY		0- 0		0- 3		2- 5					
3- 1		0- 1		0- 0		NEUTRAL		0- 0		0- 0		3- 0					
5- 5		0- 1		0- 0		NON-CONFERENCE		0- 0		0- 3		5- 1					
2- 2		0- 0		0- 0		HOME		0- 0		0- 1		2- 1					
0- 2		0- 0		0- 0		AWAY		0- 0		0- 2		0- 0					
3- 1		0- 1		0- 0		NEUTRAL		0- 0		0- 0		3- 0					
5- 11		0- 0		0- 2		CONFERENCE		0- 0		0- 2		5- 7					
3- 4		0- 0		0- 1		HOME		0- 0		0- 1		3- 2					
2- 7		0- 0		0- 1		AWAY		0- 0		0- 1		2- 5					
0- 0		0- 0		0- 0		NEUTRAL		0- 0		0- 0		0- 0					
RPI S	Opponent			Score		RPI S	Opponent			Score		RPI S	Opponent			Score	
14 N	Oklahoma			0 3		43 A	Stephen F. Austin			0 3		106 A	Texas-Arlington			0 3	
						43 H	Stephen F. Austin			0 3		106 H	Texas-Arlington			2 3	
												110 A	Georgia Tech			0 3	
												114 A	North Texas			1 3	
												114 H	North Texas			1 3	
												167 A	UTSA			1 3	
												167 H	UTSA			3 2	
												173 N	South Fla.			3 1	
												178 A	Texas St.			2 3	
												178 H	Texas St.			1 3	
												194 A	McNeese St.			0 3	
												198 H	Southern Miss.			3 1	
												231 A	A&M-Corpus Christi			3 2	
												231 H	A&M-Corpus Christi			0 3	
												235 A	Central Ark.			0 3	
												247 A	Northwestern St.			3 1	
												250 A	Lamar			0 3	
												268 N	Stetson			3 0	
												271 H	Radford			3 0	
												274 H	Louisiana Tech			1 3	
												279 H	Nicholls St.			3 0	
												286 N	Texas Southern			3 0	
												314 H	Southeastern La.			3 0	
LAST 10 DIVISION I GAMES																	
235 A Central Ark.						0 3		43 H Stephen F. Austin						0 3			
106 A Texas-Arlington						0 3		194A McNeese St.						0 3			
178 A Texas St.						2 3		250A Lamar						0 3			
167 H UTSA						3 2		279H Nicholls St.						3 0			
231 H A&M-Corpus Christi						0 3		314H Southeastern La.						3 0			

Non-Div. I Games

Sam Houston St.

[illegible]

Non-Di v. I Games

St. Francis (Pa.)

St. Francis (Pa.)

Average RPI	W n 229	WON-LOST	WINNING	LAST 10	OPPONENT	OPP.	STRENGTH	TEAM	ADJ	CONF.	ADJ	CONF.			
Average RPI	Loss104	RECORD	PCT. RANK	GAMES	SUCCESS	OF	SCHEDULE	RPI	RPI	RPI	RPI	CONF. RPI			
DIV. I ONLY		8- 22	272	4- 6	146		86	231	229	10	12				
DIV. I NON-CONF		3- 9	268	0- 0	184		89	243	242	10	10				
<hr/>															
TOTALS		RPI 1-25		RPI 26-50		W-L RECORDS		RPI 51-100		RPI 101-150		RPI 150+			
8- 22		0- 1		0- 4		OVERALL		0- 9		1- 0		7- 8			
4- 9		0- 0		0- 2		HOME		0- 4		0- 0		4- 3			
3- 10		0- 1		0- 2		AWAY		0- 4		0- 0		3- 3			
1- 3		0- 0		0- 0		NEUTRAL		0- 1		1- 0		0- 2			
3- 9		0- 1		0- 0		NON-CONFERENCE		0- 3		1- 0		2- 5			
2- 2		0- 0		0- 0		HOME		0- 1		0- 0		2- 1			
0- 4		0- 1		0- 0		AWAY		0- 1		0- 0		0- 2			
1- 3		0- 0		0- 0		NEUTRAL		0- 1		1- 0		0- 2			
5- 13		0- 0		0- 4		CONFERENCE		0- 6		0- 0		5- 3			
2- 7		0- 0		0- 2		HOME		0- 3		0- 0		2- 2			
3- 6		0- 0		0- 2		AWAY		0- 3		0- 0		3- 1			
0- 0		0- 0		0- 0		NEUTRAL		0- 0		0- 0		0- 0			
RPI S	Opponent	Score		RPI S	Opponent	Score		RPI S	Opponent	Score		RPI S	Opponent	Score	
16 A	Purdue	0	3	28 A	UNI	0	3	54 A	Wi chi ta St.	0	3	120 N	Al bany (N. Y.)	3	1
				28 H	UNI	0	3	54 H	Wi chi ta St.	0	3	152 A	Southeast Mo. St.	1	3
				37 A	Mi ssouri St.	0	3	58 A	Crei ghton	0	3	179 A	Ill. -Chi cago	0	3
				37 H	Mi ssouri St.	0	3	58 H	Crei ghton	0	3	185 N	Ri ce	2	3
								59 H	Ci nci nnati	0	3	188 H	Loyol a (Ill.)	2	3
								80 A	Ari zona	0	3	196 A	Evansville	3	1
								84 A	Ill i noi s St.	1	3	196 H	Evansville	1	3
								84 H	Ill i noi s St.	0	3	197 A	Southern Ill.	1	3
								86 N	Cl emson	0	3	197 H	Southern Ill.	1	3
												232 H	Western Ill.	3	2
												234 A	Drake	3	0
												234 H	Drake	3	0
												239 N	Montana St.	1	3
												264 H	Austi n Peay	3	0
												277 A	Indi ana St.	3	0
												277 H	Indi ana St.	3	0
<hr/>															
LAST 10 DIVISION I GAMES															
28 A UNI				0	3	197A Southern Ill.				1	3				
277 A Indi ana St.				3	0	196A Evansville				3	1				
84 H Ill i noi s St.				0	3	37 H Mi ssouri St.				0	3				
234 H Drake				3	0	54 H Wi chi ta St.				0	3				
58 H Crei ghton				0	3	277H Indi ana St.				3	0				

Non-Di v. I Games

Bradley

Average RPI	W n 273	WON-LOST	WINNING	LAST 10	OPPONENT	OPP.	STRENGTH	TEAM	ADJ	CONF.	ADJ	CONF.
Average RPI	Loss160	RECORD	PCT. RANK	GAMES	SUCCESS	OF	SCHEDULE	RPI	RPI	RPI	RPI	RPI
DIV. I ONLY		14- 14	153	6- 4	291		275	238	230	22	22	
DIV. I NON-CONF		6- 2	60	0- 0	316		319	250	243	25	24	
TOTALS	RPI 1-25		RPI 26-50	W-L RECORDS		RPI 51-100			RPI 101-150		RPI 150+	
14- 14	0- 0		0- 0	OVERALL		0- 4			0- 2		14- 8	
5- 7	0- 0		0- 0	HOME		0- 2			0- 1		5- 4	
6- 6	0- 0		0- 0	AWAY		0- 1			0- 1		6- 4	
3- 1	0- 0		0- 0	NEUTRAL		0- 1			0- 0		3- 0	
6- 2	0- 0		0- 0	NON-CONFERENCE		0- 0			0- 0		6- 2	
3- 0	0- 0		0- 0	HOME		0- 0			0- 0		3- 0	
1- 2	0- 0		0- 0	AWAY		0- 0			0- 0		1- 2	
2- 0	0- 0		0- 0	NEUTRAL		0- 0			0- 0		2- 0	
8- 12	0- 0		0- 0	CONFERENCE		0- 4			0- 2		8- 6	
2- 7	0- 0		0- 0	HOME		0- 2			0- 1		2- 4	
5- 4	0- 0		0- 0	AWAY		0- 1			0- 1		5- 2	
1- 1	0- 0		0- 0	NEUTRAL		0- 1			0- 0		1- 0	
RPI S	Opponent	Score	RPI S	Opponent	Score	RPI S	Opponent	Score	RPI S	Opponent	Score	
						87 H Col. of Charleston	1	3	109 A Furman	1	3	
						87 N Col. of Charleston	0	3	109 H Furman	0	3	
						88 A Appalachi an St.	1	3	153 A Davi dson	1	3	
						88 H Appalachi an St.	0	3	153 H Davi dson	3	1	
									164 A UNC Greensboro	0	3	
									164 H UNC Greensboro	2	3	
									186 A Jacksonvill e	1	3	
									211 N Lafayette	3	0	
									233 A Chattanooga	3	1	
									233 H Chattanooga	1	3	
									236 A El on	3	1	
									236 H El on	2	3	
									257 A Mercer	0	3	
									276 A Western Caro.	3	1	
									276 H Western Caro.	2	3	
									276 N Western Caro.	3	0	
									281 H Campbel l	3	0	
									299 A Wofford	3	0	
									299 H Wofford	3	2	
									301 A Citadel	3	0	
									309 H Charleston So.	3	1	
									314 N Southeastern La.	3	1	
									320 A Savannah St.	3	0	
									320 H Savannah St.	3	0	
LAST 10 DIVISION I GAMES												
						87 N Col. of Charleston	0	3	164 A UNC Greensboro	0	3	
						276 N Western Caro.	3	0	87 H Col. of Charleston	1	3	
						153 H Davi dson	3	1	276 A Western Caro.	3	1	
						88 H Appalachi an St.	0	3	233 A Chattanooga	3	1	
						236 A El on	3	1	299 H Wofford	3	2	

Non-Di v. I Games

Ga. Southern

Average RPI	W n 259	WON-LOST	WINNING	LAST 10	OPPONENT	OPP.	STRENGTH	TEAM	ADJ	CONF.	ADJ	CONF.
Average RPI	Loss142	RECORD	PCT. RANK	GAMES	SUCCESS	OF	SCHEDULE	RPI	RPI	RPI	RPI	RPI
DIV. I ONLY		14- 15	162	5- 5	284		250	236	232	28	27	
DIV. I NON-CONF		5- 11	245	1- 1	273		198	268	261	26	26	
TOTALS	RPI 1-25		RPI 26-50	W-L RECORDS		RPI 51-100			RPI 101-150		RPI 150+	
14- 15	0- 0		0- 2	OVERALL		1- 3			0- 3		13- 7	
9- 1	0- 0		0- 0	HOME		1- 0			0- 0		8- 1	
5- 7	0- 0		0- 1	AWAY		0- 2			0- 0		5- 4	
0- 7	0- 0		0- 1	NEUTRAL		0- 1			0- 3		0- 2	
5- 11	0- 0		0- 2	NON-CONFERENCE		0- 2			0- 3		5- 4	
4- 0	0- 0		0- 0	HOME		0- 0			0- 0		4- 0	
1- 5	0- 0		0- 1	AWAY		0- 1			0- 0		1- 3	
0- 6	0- 0		0- 1	NEUTRAL		0- 1			0- 3		0- 1	
9- 4	0- 0		0- 0	CONFERENCE		1- 1			0- 0		8- 3	
5- 1	0- 0		0- 0	HOME		1- 0			0- 0		4- 1	
4- 2	0- 0		0- 0	AWAY		0- 1			0- 0		4- 1	
0- 1	0- 0		0- 0	NEUTRAL		0- 0			0- 0		0- 1	
RPI S	Opponent	Score	RPI S	Opponent	Score	RPI S	Opponent	Score	RPI S	Opponent	Score	
			28 A	UNI	0 3	59 N	Cincinnati	0 3	114 N	North Texas	1 3	
			50 N	St. Louis	0 3	82 A	Oral Roberts	1 3	116 N	Eastern Ky.	0 3	
						82 H	Oral Roberts	3 2	130 N	Western Mi ch.	0 3	
						92 A	Northern Ill.	0 3	157 A	Val parai so	1 3	
									157 H	Val parai so	3 2	
									157 N	Val parai so	2 3	
									179 A	Ill. -Chi cago	1 3	
									229 A	Bradley	2 3	
									234 A	Drake	0 3	
									238 H	Eastern Ill.	3 1	
									240 A	IUPUI	3 0	
									240 H	IUPUI	1 3	
									264 N	Austin Peay	0 3	
									265 A	UMKC	3 1	
									265 H	UMKC	3 0	
									272 H	Butler	3 0	
									275 H	DePaul	3 0	
									292 A	Centenary (La.)	3 1	
									292 H	Centenary (La.)	3 0	
									307 A	Oakland	3 1	
									307 H	Oakland	3 0	
									316 A	Chi cago St.	3 0	
									316 H	Chi cago St.	3 0	
			LAST 10 DIVISION I GAMES									
			157 N	Val parai so	2 3	307 A	Oakland	3 1				
			292 H	Centenary (La.)	3 0	316 H	Chi cago St.	3 0				
			82 H	Oral Roberts	3 2	240 H	IUPUI	1 3				
			28 A	UNI	0 3	265 H	UMKC	3 0				
			157 A	Val parai so	1 3	82 A	Oral Roberts	1 3				

Non-Div. I Games

Western Ill.

[illegible]

Non-Div. I Games

Chattanooga

Average RPI	W n 220	WON-LOST	WINNING	LAST 10	OPPONENT	OPP.	STRENGTH	TEAM	ADJ	CONF.	ADJ	CONF.
Average RPI	Loss113	RECORD	PCT. RANK	GAMES	SUCCESS	OF	SCHEDULE	RPI	RPI	RPI	RPI	RPI
DIV. I ONLY		8- 22	272	5- 5	158		134	237	234	10	12	
DIV. I NON-CONF		4- 8	228	1- 0	188		210	230	227	10	10	
TOTALS	RPI 1-25		RPI 26-50	W-L RECORDS		RPI 51-100			RPI 101-150		RPI 150+	
8- 22	0- 0		0- 5	OVERALL		1- 7			0- 3		7- 7	
3- 9	0- 0		0- 2	HOME		1- 2			0- 1		2- 4	
3- 11	0- 0		0- 2	AWAY		0- 4			0- 2		3- 3	
2- 2	0- 0		0- 1	NEUTRAL		0- 1			0- 0		2- 0	
4- 8	0- 0		0- 1	NON-CONFERENCE		0- 2			0- 3		4- 2	
1- 2	0- 0		0- 0	HOME		0- 0			0- 1		1- 1	
1- 4	0- 0		0- 0	AWAY		0- 1			0- 2		1- 1	
2- 2	0- 0		0- 1	NEUTRAL		0- 1			0- 0		2- 0	
4- 14	0- 0		0- 4	CONFERENCE		1- 5			0- 0		3- 5	
2- 7	0- 0		0- 2	HOME		1- 2			0- 0		1- 3	
2- 7	0- 0		0- 2	AWAY		0- 3			0- 0		2- 2	
0- 0	0- 0		0- 0	NEUTRAL		0- 0			0- 0		0- 0	
RPI S	Opponent	Score	RPI S	Opponent	Score	RPI S	Opponent	Score	RPI S	Opponent	Score	
			28 A UNI	0	3	54 A Wi chi ta St.	0	3	101 A Kansas St.	0	3	
			28 H UNI	0	3	54 H Wi chi ta St.	0	3	119 A South Dakota St.	0	3	
			32 N Iowa St.	0	3	58 A Creighton	0	3	119 H South Dakota St.	0	3	
			37 A Mi ssouri St.	0	3	58 H Creighton	3	1	157 H Val parai so	0	3	
			37 H Mi ssouri St.	0	3	84 A Illinois St.	1	3	177 A Wi s. -Green Bay	0	3	
						84 H Illinois St.	0	3	196 A Evansville	3	2	
						91 N Delaware	0	3	196 H Evansville	0	3	
						98 A Iowa	0	3	197 A Southern Ill.	3	1	
									197 H Southern Ill.	0	3	
									221 N Kent St.	3	2	
									229 A Bradl ey	0	3	
									229 H Bradl ey	0	3	
									232 H Western Ill.	3	0	
									265 A UMKC	3	1	
									277 A Indi ana St.	1	3	
									277 H Indi ana St.	3	0	
									316 N Chi cago St.	3	0	
LAST 10 DIVISION I GAMES												
			197 A Southern Ill.	3	1	229 A Bradl ey	0	3				
			196 A Evansville	3	2	28 A UNI	0	3				
			37 H Mi ssouri St.	0	3	277 H Indi ana St.	3	0				
			54 H Wi chi ta St.	0	3	84 H Illinois St.	0	3				
			265 A UMKC	3	1	58 H Creighton	3	1				

Non-Di v. I Games

Drake

[illegible]

Non-Div. I Games

Central Ark.

RPI	S	Opponent	Score	
310	H	Ark. -Pine Bluff	3	0
311	N	Alabama St.	3	0
314	A	Southeastern La.	3	0
314	H	Southeastern La.	3	1

Central Ark.

C
e
n
t
r
a
l
A
r
k
.

C
e
n
t
r
a
l
A
r
k
.

[illegible]

Non-Div. I Games

El on

Average RPI	Win 279	WON-LOST	WINNING	LAST 10	OPPONENT	OPP.	STRENGTH	TEAM	ADJ.	CONF.	ADJ.	CONF.
Average RPI	Loss125	RECORD	PCT. RANK	GAMES	SUCCESS	OF	SCHEDULE	RPI	RPI	RPI	RPI	RPI
DIV. I ONLY		7- 17	256	2- 8	185		215	242	237	16		16
DIV. I NON-CONF		6- 4	114	1- 0	256		275	186	181	17		17
<hr/>												
TOTALS	RPI 1-25		RPI 26-50		W-L RECORDS		RPI 51-100			RPI 101-150		RPI 150+
7- 17	0- 1		0- 0		OVERALL		0- 8			0- 0		7- 8
4- 6	0- 0		0- 0		HOME		0- 3			0- 0		4- 3
1- 9	0- 1		0- 0		AWAY		0- 4			0- 0		1- 4
2- 2	0- 0		0- 0		NEUTRAL		0- 1			0- 0		2- 1
6- 4	0- 1		0- 0		NON-CONFERENCE		0- 2			0- 0		6- 1
3- 0	0- 0		0- 0		HOME		0- 0			0- 0		3- 0
1- 2	0- 1		0- 0		AWAY		0- 1			0- 0		1- 0
2- 2	0- 0		0- 0		NEUTRAL		0- 1			0- 0		2- 1
1- 13	0- 0		0- 0		CONFERENCE		0- 6			0- 0		1- 7
1- 6	0- 0		0- 0		HOME		0- 3			0- 0		1- 3
0- 7	0- 0		0- 0		AWAY		0- 3			0- 0		0- 4
0- 0	0- 0		0- 0		NEUTRAL		0- 0			0- 0		0- 0
RPI S	Opponent	Score	RPI S	Opponent	Score	RPI S	Opponent	Score	RPI S	Opponent	Score	
24 A	St. John's (N.Y.)	0 3				55 A	Princeton	1 3	156 N	Eastern Mich.	1 3	
						55 H	Princeton	0 3	175 A	Penn	0 3	
						68 A	Yale	1 3	175 H	Penn	0 3	
						68 H	Yale	0 3	192 A	Harvard	2 3	
						87 A	Col. of Charleston	1 3	192 H	Harvard	2 3	
						93 A	Cornell	0 3	199 A	Brown	1 3	
						93 H	Cornell	0 3	199 H	Brown	3 2	
						98 N	Iowa	0 3	201 A	Dartmouth	2 3	
									201 H	Dartmouth	1 3	
									259 H	Manhattan	3 0	
									282 H	NJIT	3 0	
									296 N	Wagner	3 0	
									298 H	Hartford	3 2	
									304 N	Providence	3 0	
									313 A	Sacred Heart	3 0	
<hr/>												
LAST 10 DIVISION I GAMES												
175 H	Penn	0 3	68 H	Yale	0 3							
55 H	Princeton	0 3	199 H	Brown	3 2							
192 A	Harvard	2 3	201 H	Dartmouth	1 3							
201 A	Dartmouth	2 3	192 H	Harvard	2 3							
259 H	Manhattan	3 0	55 A	Princeton	1 3							

Non-Div. I Games

Columbia

Average RPI	W n 274	WON-LOST	WINNING	LAST 10	OPPONENT	OPP.	STRENGTH	TEAM	ADJ	CONF.	ADJ	CONF.
Average RPI	Loss127	RECORD	PCT. RANK	GAMES	SUCCESS	OF	SCHEDULE	RPI	RPI	RPI	RPI	RPI
DIV. I ONLY		8- 19	254	3- 7	251		192	258	238	20	18	
DIV. I NON-CONF		5- 6	182	0- 0	289		182	245	238	20	20	

TOTALS	RPI 1-25		RPI 26-50		W-L RECORDS		RPI 51-100		RPI 101-150		RPI 150+	
8- 19	0- 0		0- 1		OVERALL		0- 3		0- 9		8- 6	
3- 7	0- 0		0- 0		HOME		0- 1		0- 3		3- 3	
3- 10	0- 0		0- 1		AWAY		0- 1		0- 5		3- 3	
2- 2	0- 0		0- 0		NEUTRAL		0- 1		0- 1		2- 0	
5- 6	0- 0		0- 1		NON-CONFERENCE		0- 1		0- 2		5- 2	
1- 1	0- 0		0- 0		HOME		0- 0		0- 0		1- 1	
2- 3	0- 0		0- 1		AWAY		0- 0		0- 1		2- 1	
2- 2	0- 0		0- 0		NEUTRAL		0- 1		0- 1		2- 0	
3- 13	0- 0		0- 0		CONFERENCE		0- 2		0- 7		3- 4	
2- 6	0- 0		0- 0		HOME		0- 1		0- 3		2- 2	
1- 7	0- 0		0- 0		AWAY		0- 1		0- 4		1- 2	
0- 0	0- 0		0- 0		NEUTRAL		0- 0		0- 0		0- 0	
RPI S	Opponent	Score	RPI S	Opponent	Score	RPI S	Opponent	Score	RPI S	Opponent	Score	
			46 A	Northwestern	0 3	61 A	Jacksonville St.	0 3	104 A	Florida St.	0 3	
						61 H	Jacksonville St.	0 3	108 N	Pittsburgh	2 3	
						80 N	Arizona	1 3	116 A	Eastern Ky.	1 3	
									117 A	Morehead St.	1 3	
									122 A	Murray St.	0 3	
									122 H	Murray St.	1 3	
									129 H	Tennessee St.	2 3	
									135 A	Tennessee Tech	0 3	
									135 H	Tennessee Tech	2 3	
									152 A	Southeast Mo. St.	1 3	
									152 H	Southeast Mo. St.	1 3	
									179 H	Ill. -Chicago	1 3	
									184 A	Tenn. -Martin	1 3	
									184 H	Tenn. -Martin	1 3	
									232 A	Western Ill.	1 3	
									264 H	Austin Peay	3 0	
									268 N	Stetson	3 0	
									272 A	Butler	3 1	
									275 H	DePaul	3 0	
									277 A	Indiana St.	3 2	
									278 A	Samford	3 2	
									278 H	Samford	3 0	
									283 N	South Ala.	3 0	

LAST 10 DIVISION I GAMES												
			278 A	Samford	3 2		264 H	Austin Peay	3 0			
			61 A	Jacksonville St.	0 3		61 H	Jacksonville St.	0 3			
			135 A	Tennessee Tech	0 3		278 H	Samford	3 0			
			152 H	Southeast Mo. St.	1 3		122 A	Murray St.	0 3			
			129 H	Tennessee St.	2 3		184 A	Tenn. -Martin	1 3			

Non-Div. I Games

Eastern III.

Average RPI	W n 211	WON-LOST	WINNING	LAST 10	OPPONENT	OPP.	STRENGTH	TEAM	ADJ	CONF.	ADJ	CONF.
Average RPI	Loss129	RECORD	PCT. RANK	GAMES	SUCCESS	OF	SCHEDULE	RPI	RPI	RPI	RPI	RPI
DIV. I ONLY		7- 20	274	1- 9	179		127	241	239	17	17	
DIV. I NON-CONF		4- 9	247	0- 3	176		103	226	226	16	16	
TOTALS	RPI 1-25		RPI 26-50	W-L RECORDS		RPI 51-100			RPI 101-150		RPI 150+	
7- 20	0- 0		0- 2	OVERALL		0- 5			0- 6		7- 7	
3- 9	0- 0		0- 1	HOME		0- 2			0- 3		3- 3	
1- 10	0- 0		0- 1	AWAY		0- 2			0- 3		1- 4	
3- 1	0- 0		0- 0	NEUTRAL		0- 1			0- 0		3- 0	
4- 9	0- 0		0- 0	NON-CONFERENCE		0- 3			0- 4		4- 2	
1- 4	0- 0		0- 0	HOME		0- 1			0- 2		1- 1	
0- 4	0- 0		0- 0	AWAY		0- 1			0- 2		0- 1	
3- 1	0- 0		0- 0	NEUTRAL		0- 1			0- 0		3- 0	
3- 11	0- 0		0- 2	CONFERENCE		0- 2			0- 2		3- 5	
2- 5	0- 0		0- 1	HOME		0- 1			0- 1		2- 2	
1- 6	0- 0		0- 1	AWAY		0- 1			0- 1		1- 3	
0- 0	0- 0		0- 0	NEUTRAL		0- 0			0- 0		0- 0	
RPI S	Opponent	Score	RPI S	Opponent	Score	RPI S	Opponent	Score	RPI S	Opponent	Score	
			41 A Sacramento St.	0	3	54 N Wichita St.	0	3	101 A Kansas St.	1	3	
			41 H Sacramento St.	0	3	58 H Creighton	0	3	105 A Utah Valley St.	0	3	
						74 A Portland St.	1	3	119 H South Dakota St.	1	3	
						74 H Portland St.	0	3	140 A Eastern Wash.	0	3	
						80 A Arizona	0	3	140 H Eastern Wash.	1	3	
									148 H Nevada	1	3	
									176 A Northern Colo.	0	3	
									176 H Northern Colo.	1	3	
									185 N Rice	3	2	
									193 H Fla. Atlantic	3	0	
									205 A Montana	1	3	
									205 H Montana	1	3	
									206 A Weber St.	2	3	
									206 H Weber St.	3	0	
									214 N Lipscomb	3	1	
									219 A Idaho St.	2	3	
									219 H Idaho St.	1	3	
									225 A Northern Ari z.	3	1	
									225 H Northern Ari z.	3	1	
									229 N Bradley	3	1	
LAST 10 DIVISION I GAMES												
			74 A Portland St.	1	3	176 H Northern Colo.	1	3				
			140 A Eastern Wash.	0	3	225 H Northern Ari z.	3	1				
			206 A Weber St.	2	3	219 A Idaho St.	2	3				
			105 A Utah Valley St.	0	3	41 A Sacramento St.	0	3				
			119 H South Dakota St.	1	3	205 H Montana	1	3				

Non-Div. I Games

Montana St.

Average RPI	W n 285	WON-LOST	WINNING	LAST 10	OPPONENT	OPP.	STRENGTH	TEAM	ADJ	CONF.	ADJ	CONF.
Average RPI	Loss126	RECORD	PCT. RANK	GAMES	SUCCESS	OF	SCHEDULE	RPI	RPI	RPI	RPI	RPI
DIV. I ONLY		12- 20	226	5- 5	255		241	245	240	28		27
DIV. I NON-CONF		5- 14	267	1- 2	227		193	255	254	26		26
<hr/>												
TOTALS	RPI 1-25		RPI 26-50		W-L RECORDS		RPI 51-100			RPI 101-150		RPI 150+
12- 20	0- 0		0- 1		OVERALL		0- 7			0- 4		12- 8
5- 7	0- 0		0- 0		HOME		0- 1			0- 1		5- 5
6- 10	0- 0		0- 1		AWAY		0- 5			0- 2		6- 2
1- 3	0- 0		0- 0		NEUTRAL		0- 1			0- 1		1- 1
5- 14	0- 0		0- 1		NON-CONFERENCE		0- 4			0- 4		5- 5
2- 4	0- 0		0- 0		HOME		0- 0			0- 1		2- 3
2- 7	0- 0		0- 1		AWAY		0- 3			0- 2		2- 1
1- 3	0- 0		0- 0		NEUTRAL		0- 1			0- 1		1- 1
7- 6	0- 0		0- 0		CONFERENCE		0- 3			0- 0		7- 3
3- 3	0- 0		0- 0		HOME		0- 1			0- 0		3- 2
4- 3	0- 0		0- 0		AWAY		0- 2			0- 0		4- 1
0- 0	0- 0		0- 0		NEUTRAL		0- 0			0- 0		0- 0
RPI S	Opponent	Score	RPI S	Opponent	Score	RPI S	Opponent	Score	RPI S	Opponent	Score	
			46 A	Northwestern	0 3	55 A	Dayton	0 3	112 N	Arkansas St.	0 3	
						59 A	Cincinnati	0 3	116 A	Eastern Ky.	0 3	
						78 N	Belmont	0 3	123 H	North Dakota St.	0 3	
						82 A	Oral Roberts	0 3	130 A	Western Mich.	1 3	
						82 A	Oral Roberts	1 3	157 A	Valparaiso	0 3	
						82 H	Oral Roberts	2 3	157 H	Valparaiso	0 3	
						90 A	IPFW	1 3	171 A	Ball St.	2 3	
									177 H	Wis.-Green Bay	2 3	
									184 H	Tenn.-Martin	0 3	
									196 H	Evansville	1 3	
									197 N	Southern Ill.	1 3	
									232 A	Western Ill.	3 1	
									232 H	Western Ill.	0 3	
									248 N	Youngstown St.	3 1	
									265 A	UMKC	3 0	
									265 H	UMKC	3 0	
									272 H	Butler	3 0	
									292 A	Centenary (La.)	3 1	
									292 H	Centenary (La.)	3 0	
									307 A	Oakland	3 0	
									307 H	Oakland	3 0	
									309 A	Charleston So.	3 0	
									316 A	Chicago St.	3 0	
									316 H	Chicago St.	3 0	
<hr/>												
LAST 10 DIVISION I GAMES												
			82 A	Oral Roberts	1 3	265 A	UMKC	3 0				
			157 H	Valparaiso	0 3	232 A	Western Ill.	3 1				
			307 H	Oakland	3 0	82 H	Oral Roberts	2 3				
			316 H	Chicago St.	3 0	292 H	Centenary (La.)	3 0				
			90 A	IPFW	1 3	59 A	Cincinnati	0 3				

Non-Div. I Games

IUPUI

Average RPI	W n 274	WON-LOST	WINNING	LAST 10	OPPONENT	OPP.	STRENGTH	TEAM	ADJ	CONF.	ADJ	CONF.
Average RPI	Loss172	RECORD	PCT. RANK	GAMES	SUCCESS	OF	SCHEDULE	RPI	RPI	RPI	RPI	RPI
DIV. I ONLY		14- 18	185	5- 4	252		267	233	241	29	29	
DIV. I NON-CONF		2- 13	296	0- 1	207		234	289	290	28	29	

TOTALS	RPI 1-25		RPI 26-50		W-L RECORDS		RPI 51-100			RPI 101-150		RPI 150+
14- 18	0- 0		0- 0		OVERALL		0- 4			0- 4		14- 10
7- 5	0- 0		0- 0		HOME		0- 1			0- 2		7- 2
5- 6	0- 0		0- 0		AWAY		0- 1			0- 1		5- 4
2- 7	0- 0		0- 0		NEUTRAL		0- 2			0- 1		2- 4
2- 13	0- 0		0- 0		NON-CONFERENCE		0- 1			0- 4		2- 8
0- 4	0- 0		0- 0		HOME		0- 0			0- 2		0- 2
1- 3	0- 0		0- 0		AWAY		0- 0			0- 1		1- 2
1- 6	0- 0		0- 0		NEUTRAL		0- 1			0- 1		1- 4
12- 5	0- 0		0- 0		CONFERENCE		0- 3			0- 0		12- 2
7- 1	0- 0		0- 0		HOME		0- 1			0- 0		7- 0
4- 3	0- 0		0- 0		AWAY		0- 1			0- 0		4- 2
1- 1	0- 0		0- 0		NEUTRAL		0- 1			0- 0		1- 0

RPI S	Opponent	Score	RPI S	Opponent	Score	RPI S	Opponent	Score	RPI S	Opponent	Score	
						64 A	Winthrop	0 3	102 H	East Tenn. St.	1 3	
						64 H	Winthrop	1 3	107 A	James Madison	0 3	
						64 N	Winthrop	0 3	137 N	Charlotte	2 3	
						89 N	UAB	0 3	141 H	Cleveland St.	0 3	
									164 H	UNC Greensboro	2 3	
									166 N	Canisius	2 3	
									207 N	Duquesne	2 3	
									217 H	Gardner-Webb	1 3	
									222 A	Liberty	1 3	
									222 H	Liberty	3 0	
									236 A	Elon	3 2	
									249 N	Rutgers	1 3	
									254 A	Birmingham-So.	3 2	
									254 H	Birmingham-So.	3 0	
									257 A	Mercer	0 3	
									271 A	Radford	3 1	
									271 H	Radford	3 1	
									271 H	Radford	3 0	
									278 A	Samford	0 3	
									279 N	Nicholls St.	1 3	
									284 N	La.-Monroe	3 0	
									288 A	High Point	3 1	
									288 H	High Point	3 1	
									289 A	Coastal Caro.	1 3	
									289 H	Coastal Caro.	3 1	
									289 N	Coastal Caro.	3 2	
									309 A	Charleston So.	3 1	
									309 H	Charleston So.	3 0	

LAST 10 DIVISION I GAMES												
						64 N	Winthrop	0 3	289A	Coastal Caro.	1 3	
						289 N	Coastal Caro.	3 2	309A	Charleston So.	3 1	
						271 H	Radford	3 0	271A	Radford	3 1	
						254 A	Birmingham-So.	3 2	222A	Liberty	1 3	
						217 H	Gardner-Webb	1 3	288H	High Poi nt	3 1	

Non-Div. I Games Montreat 3 0

UNC Asheville

Average RPI	Win 291	WON-LOST	WINNING	LAST 10	OPPONENT	OPP.	STRENGTH	TEAM	ADJ	CONF.	ADJ	CONF.
Average RPI	Loss217	RECORD	PCT. RANK	GAMES	SUCCESS	OF	SCHEDULE	RPI	RPI	RPI	RPI	RPI
DIV. I ONLY		21- 13	98	5- 5	309		305	232	242	33	33	
DIV. I NON-CONF		0- 7	308	0- 1	208		256	307	297	33	33	

TOTALS	RPI 1-25		RPI 26-50		W-L RECORDS		RPI 51-100			RPI 101-150		RPI 150+
21- 13	0- 0		0- 0		OVERALL		0- 1			0- 2		21- 10
5- 2	0- 0		0- 0		HOME		0- 0			0- 0		5- 2
9- 6	0- 0		0- 0		AWAY		0- 1			0- 0		9- 5
7- 5	0- 0		0- 0		NEUTRAL		0- 0			0- 2		7- 3
0- 7	0- 0		0- 0		NON-CONFERENCE		0- 1			0- 2		0- 4
0- 0	0- 0		0- 0		HOME		0- 0			0- 0		0- 0
0- 4	0- 0		0- 0		AWAY		0- 1			0- 0		0- 3
0- 3	0- 0		0- 0		NEUTRAL		0- 0			0- 2		0- 1
21- 6	0- 0		0- 0		CONFERENCE		0- 0			0- 0		21- 6
5- 2	0- 0		0- 0		HOME		0- 0			0- 0		5- 2
9- 2	0- 0		0- 0		AWAY		0- 0			0- 0		9- 2
7- 2	0- 0		0- 0		NEUTRAL		0- 0			0- 0		7- 2
RPI S	Opponent	Score	RPI S	Opponent	Score	RPI S	Opponent	Score	RPI S	Opponent	Score	
						89 A	UAB	1 3	104 N	Florida St.	0 3	
									112 N	Arkansas St.	0 3	
									213 H	Prairie View	1 3	
									213 N	Prairie View	3 2	
									213 N	Prairie View	2 3	
									213 N	Prairie View	1 3	
									213 N	Prairie View	3 2	
									235 A	Central Ark.	0 3	
									256 A	Alabama A&M	1 3	
									256 H	Alabama A&M	3 1	
									257 A	Mercer	0 3	
									258 A	Grambling	1 3	
									258 N	Grambling	3 1	
									283 N	South Ala.	1 3	
									286 A	Texas Southern	3 0	
									286 A	Texas Southern	3 0	
									286 N	Texas Southern	3 1	
									292 A	Centenary (La.)	1 3	
									297 A	Jackson St.	3 1	
									297 H	Jackson St.	1 3	
									297 N	Jackson St.	3 1	
									305 A	Southern U.	3 1	
									305 N	Southern U.	3 0	
									310 A	Ark. -Pine Bluff	3 0	
									310 A	Ark. -Pine Bluff	3 1	
									310 H	Ark. -Pine Bluff	3 0	
									310 H	Ark. -Pine Bluff	3 1	
									310 N	Ark. -Pine Bluff	3 0	
									311 A	Alabama St.	3 1	

LAST 10 DIVISION I GAMES												
						213 N	Prairie View	2 3	317 A	Alcorn St.	3 0	
						297 N	Jackson St.	3 1	297 H	Jackson St.	1 3	
						213 N	Prairie View	1 3	256 A	Alabama A&M	1 3	
						258 N	Grambling	3 1	89 A	UAB	1 3	
						286 N	Texas Southern	3 1	213 N	Prairie View	3 2	

Non-Div. I Games Clark Atlanta 3 0

Mississippi Val.

Mi ssi ssi ppi Val .

Average RPI			Wi n 214	WON-LOST		WI NNI NG		LAST 10		OPPONENT		OPP.	STRENGTH	TEAM	ADJ	CONF.	ADJ CONF.						
Average RPI			Loss103	RECORD		PCT. RANK		GAMES		SUCCESS		OF	SCHEDULE	RPI	RPI	RPI	RPI						
DI V. I			ONLY	2- 25		311		0- 10		82		84		259	243	7	7						
DI V. I			NON-CONF	2- 11		291		0- 1		111		101		247	246	6	6						
TOTALS			RPI	1-25		RPI		26-50		W-L RECORDS		RPI		51-100		RPI		101-150		RPI		150+	
2- 25			0- 2				0- 4		OVERALL				0- 8				0- 5				2- 6		
1- 8			0- 1				0- 1		HOME				0- 3				0- 2				1- 1		
0- 10			0- 1				0- 1		AWAY				0- 2				0- 3				0- 3		
1- 7			0- 0				0- 2		NEUTRAL				0- 3				0- 0				1- 2		
2- 11			0- 0				0- 2		NON-CONFERENCE				0- 4				0- 1				2- 4		
1- 1			0- 0				0- 0		HOME				0- 1				0- 0				1- 0		
0- 3			0- 0				0- 0		AWAY				0- 0				0- 1				0- 2		
1- 7			0- 0				0- 2		NEUTRAL				0- 3				0- 0				1- 2		
0- 14			0- 2				0- 2		CONFERENCE				0- 4				0- 4				0- 2		
0- 7			0- 1				0- 1		HOME				0- 2				0- 2				0- 1		
0- 7			0- 1				0- 1		AWAY				0- 2				0- 2				0- 1		
0- 0			0- 0				0- 0		NEUTRAL				0- 0				0- 0				0- 0		
RPI	S	Opponent		Score		RPI	S	Opponent		Score		RPI	S	Opponent		Score		RPI	S	Opponent		Score	
17	A	Cal	Pol y	0	3	26	A	Long Beach St.		0	3	51	A	UC Santa Barb.		0	3	118	A	UC Irvine		0	3
17	H	Cal	Pol y	0	3	26	H	Long Beach St.		0	3	51	H	UC Santa Barb.		0	3	118	H	UC Irvine		1	3
						41	N	Sacramento St.		1	3	60	H	UNLV		0	3	133	A	Denver		1	3
						43	N	Stephen F. Austin		0	3	65	N	Bowling Green		0	3	150	A	Cal St. Fullerton		0	3
												66	N	San Francisco		0	3	150	H	Cal St. Fullerton		0	3
												71	N	Western Ky.		0	3	174	A	New Mexi co		0	3
												96	A	Cal St.		0	3	183	A	Paci fi c		1	3
													Northridge				183	H	Paci fi c		0	3	
												96	H	Cal St.		1	3	189	N	Utah St.		0	3
													Northridge				200	N	Syracuse		3	2	
																	225	N	Northern Ari z.		2	3	
																	228	A	UC Davi s		0	3	
																	228	H	UC Davi s		3	2	
LAST 10 DIVISION I GAMES																							
150	H	Cal	St. Fullerton	0	3	228	A	UC Davi s		0	3	26	H	Long Beach St.		0	3	118	H	UC Irvine		1	3
118	A	UC	Irvine	0	3													96	H	Cal St. Northridge		1	3
26	A	Long	Beach St.	0	3																		
17	H	Cal	Pol y	0	3																		
51	H	UC	Santa Barb.	0	3																		

Non-Di v. I Games

UC Ri versi de

Average RPI	W n 260	WON-LOST	WINNING	LAST 10	OPPONENT	OPP.	STRENGTH	TEAM	ADJ	CONF.	ADJ CONF.
Average RPI	Loss129	RECORD	PCT. RANK	GAMES	SUCCESS	OF	SCHEDULE	RPI	RPI	RPI	RPI
DIV. I ONLY		7- 24	279	1- 9	153		191	250	244	15	14
DIV. I NON-CONF		5- 13	257	1- 0	192		242	249	252	13	15
TOTALS	RPI 1-25		RPI 26-50	W-L RECORDS		RPI 51-100			RPI 101-150	RPI 150+	
7- 24	0- 0		0- 2	OVERALL		0- 6			0- 8	7- 8	
2- 10	0- 0		0- 1	HOME		0- 3			0- 3	2- 3	
4- 10	0- 0		0- 1	AWAY		0- 3			0- 4	4- 2	
1- 4	0- 0		0- 0	NEUTRAL		0- 0			0- 1	1- 3	
5- 13	0- 0		0- 0	NON-CONFERENCE		0- 2			0- 5	5- 6	
1- 6	0- 0		0- 0	HOME		0- 1			0- 3	1- 2	
3- 3	0- 0		0- 0	AWAY		0- 1			0- 1	3- 1	
1- 4	0- 0		0- 0	NEUTRAL		0- 0			0- 1	1- 3	
2- 11	0- 0		0- 2	CONFERENCE		0- 4			0- 3	2- 2	
1- 4	0- 0		0- 1	HOME		0- 2			0- 0	1- 1	
1- 7	0- 0		0- 1	AWAY		0- 2			0- 3	1- 1	
0- 0	0- 0		0- 0	NEUTRAL		0- 0			0- 0	0- 0	
RPI S Opponent	Score	RPI S Opponent	Score	RPI S Opponent	Score	RPI S Opponent	Score	RPI S Opponent	Score		
		50 A St. Louis	2 3	55 A Dayton	0 3	103 A Long Island	1 3				
		50 H St. Louis	0 3	55 H Dayton	0 3	108 H Pittsburgh	0 3				
				63 A Xavier	0 3	111 H Northeastern	1 3				
				63 H Xavier	0 3	120 N Albany (N.Y.)	0 3				
				68 A Yale	0 3	134 H Seton Hall	2 3				
				77 H Towson	0 3	137 A Charlotte	0 3				
						139 A Temple	0 3				
						143 A George Washington	1 3				
						159 N Army	3 1				
						163 H Fordham	0 3				
						169 H Boston College	1 3				
						190 N Central Conn. St.	2 3				
						199 A Brown	2 3				
						207 A Duquesne	1 3				
						207 H Duquesne	3 1				
						215 N Stony Brook	0 3				
						216 N Buffalo	2 3				
						255 H Akron	1 3				
						259 A Manhattan	3 0				
						269 A La Salle	3 0				
						300 A Holy Cross	3 0				
						304 A Providence	3 0				
						319 H Quinnipiac	3 0				
LAST 10 DIVISION I GAMES											
		163 H Fordham	0 3	63 H Xavier	0 3						
		319 H Quinnipiac	3 0	143A George Washington	1 3						
		50 A St. Louis	2 3	137A Charlotte	0 3						
		207 A Duquesne	1 3	63 A Xavier	0 3						
		55 H Dayton	0 3	55 A Dayton	0 3						

Non-Div. I Games

Rhode Island

Average RPI			W n 274	WON-LOST	WINNING	LAST 10	OPPONENT			OPP. STRENGTH	TEAM	ADJ	CONF.	ADJ	CONF.			
Average RPI			Loss126	RECORD	PCT. RANK	GAMES	SUCCESS			OF SCHEDULE	RPI	RPI	RPI	RPI				
DIV. I ONLY				9- 24	268	1- 9	199			202	248	245	18	19				
DIV. I NON-CONF				5- 10	228	0- 0	193			224	234	237	19	18				
TOTALS			RPI 1-25		RPI 26-50	W-L RECORDS	RPI 51-100				RPI 101-150			RPI 150+				
9- 24			0- 0		0- 3	OVERALL	0- 9				0- 4			9- 8				
3- 10			0- 0		0- 1	HOME	0- 5				0- 1			3- 3				
3- 12			0- 0		0- 1	AWAY	0- 4				0- 3			3- 4				
3- 2			0- 0		0- 1	NEUTRAL	0- 0				0- 0			3- 1				
5- 10			0- 0		0- 1	NON-CONFERENCE	0- 5				0- 0			5- 4				
2- 4			0- 0		0- 0	HOME	0- 3				0- 0			2- 1				
1- 4			0- 0		0- 0	AWAY	0- 2				0- 0			1- 2				
2- 2			0- 0		0- 1	NEUTRAL	0- 0				0- 0			2- 1				
4- 14			0- 0		0- 2	CONFERENCE	0- 4				0- 4			4- 4				
1- 6			0- 0		0- 1	HOME	0- 2				0- 1			1- 2				
2- 8			0- 0		0- 1	AWAY	0- 2				0- 3			2- 2				
1- 0			0- 0		0- 0	NEUTRAL	0- 0				0- 0			1- 0				
RPI S	Opponent	Score	RPI S Opponent Score			RPI S Opponent Score			RPI S Opponent Score			RPI S Opponent Score			RPI S Opponent Score			
			43 N	Stephen F. Austin	0	3	62 A	Florida Int'l	1	3	112 H	Arkansas St.	0	3				
			47 A	Middle Tenn.	2	3	62 H	Florida Int'l	0	3	114 A	North Texas	0	3				
			47 H	Middle Tenn.	0	3	70 H	St. Mary's (Cal.)	0	3	128 A	New Orleans	0	3				
							71 A	Western Ky.	0	3	133 A	Denver	0	3				
							71 H	Western Ky.	0	3	154 H	North Fla.	1	3				
							73 H	Tulsa	0	3	184 H	Tenn. -Martin	3	2				
							83 H	Memphis	0	3	193 A	Fla. Atlantic	1	3				
							89 A	UAB	0	3	193 H	Fla. Atlantic	1	3				
							99 A	Mississippi St.	0	3	198 A	Southern Miss.	2	3				
											203 H	Ark. -Little Rock	0	3				
											220 N	UCF	3	2				
											246 A	La. -Lafayette	0	3				
											258 N	Grambling	2	3				
											274 A	Louisiana Tech	0	3				
											283 A	South Ala.	3	2				
											283 H	South Ala.	3	1				
											284 A	La. -Monroe	3	2				
											284 N	La. -Monroe	3	0				
											297 N	Jackson St.	3	1				
											311 A	Alabama St.	3	0				
											317 H	Alcorn St.	3	0				
LAST 10 DIVISION I GAMES																		
			193 A	Fla. Atlantic	1	3	133A	Denver	0	3								
			62 A	Florida Int'l	1	3	114A	North Texas	0	3								
			47 H	Middle Tenn.	0	3	203H	Ark. -Little Rock	0	3								
			71 H	Western Ky.	0	3	112H	Arkansas St.	0	3								
			283 H	South Ala.	3	1	128A	New Orleans	0	3								

Non-Div. I Games

Troy

Average RPI	W n 267	WON-LOST	WINNING	LAST 10	OPPONENT	OPP.	STRENGTH	TEAM	ADJ	CONF.	ADJ	CONF.
Average RPI	Loss139	RECORD	PCT. RANK	GAMES	SUCCESS	OF	SCHEDULE	RPI	RPI	RPI	RPI	RPI
DIV. I ONLY		8- 21	264	2- 8	220		221	253	246	18	19	
DIV. I NON-CONF		3- 8	258	0- 0	253		253	273	264	19	18	
<hr/>												
TOTALS	RPI 1-25		RPI 26-50		W-L RECORDS		RPI 51-100		RPI 101-150		RPI 150+	
8- 21	0- 0		0- 1		OVERALL		0- 5		0- 9		8- 6	
4- 9	0- 0		0- 0		HOME		0- 1		0- 4		4- 4	
3- 9	0- 0		0- 1		AWAY		0- 2		0- 5		3- 1	
1- 3	0- 0		0- 0		NEUTRAL		0- 2		0- 0		1- 1	
3- 8	0- 0		0- 0		NON-CONFERENCE		0- 3		0- 1		3- 4	
1- 4	0- 0		0- 0		HOME		0- 1		0- 0		1- 3	
1- 1	0- 0		0- 0		AWAY		0- 0		0- 1		1- 0	
1- 3	0- 0		0- 0		NEUTRAL		0- 2		0- 0		1- 1	
5- 13	0- 0		0- 1		CONFERENCE		0- 2		0- 8		5- 2	
3- 5	0- 0		0- 0		HOME		0- 0		0- 4		3- 1	
2- 8	0- 0		0- 1		AWAY		0- 2		0- 4		2- 1	
0- 0	0- 0		0- 0		NEUTRAL		0- 0		0- 0		0- 0	
RPI S	Opponent	Score	RPI S	Opponent	Score	RPI S	Opponent	Score	RPI S	Opponent	Score	
			47 A	Middle Tenn.	0 3	62 A	Florida Int'l	0 3	106 A	Texas-Arlington	1 3	
						71 A	Western Ky.	0 3	112 A	Arkansas St.	0 3	
						73 N	Tulsa	2 3	112 H	Arkansas St.	0 3	
						95 N	Washington St.	0 3	114 A	North Texas	1 3	
						99 H	Mississippi St.	0 3	114 H	North Texas	0 3	
									128 A	New Orleans	2 3	
									128 H	New Orleans	2 3	
									133 A	Denver	1 3	
									133 H	Denver	1 3	
									193 A	Fla. Atlantic	3 0	
									198 H	Southern Miss.	2 3	
									203 A	Ark.-Little Rock	3 2	
									203 H	Ark.-Little Rock	0 3	
									207 N	Duquesne	1 3	
									245 H	Troy	3 0	
									247 H	Northwestern St.	2 3	
									250 H	Lamar	1 3	
									283 H	South Ala.	3 0	
									284 A	La.-Monroe	1 3	
									284 H	La.-Monroe	3 0	
									297 N	Jackson St.	3 0	
									314 A	Southeastern La.	3 1	
									314 H	Southeastern La.	3 0	
<hr/>												
LAST 10 DIVISION I GAMES												
			203 A	Ark.-Little Rock	3 2		128 A	New Orleans	2 3			
			112 A	Arkansas St.	0 3		47 A	Middle Tenn.	0 3			
			133 H	Denver	1 3		71 A	Western Ky.	0 3			
			114 H	North Texas	0 3		133 A	Denver	1 3			
			284 H	La.-Monroe	3 0		114 A	North Texas	1 3			

Non-Div. I Games

La. -Lafayette

Average RPI	W n 273	WON-LOST	WINNING	LAST 10	OPPONENT	OPP.	STRENGTH	TEAM	ADJ	CONF.	ADJ	CONF.
Average RPI	Loss161	RECORD	PCT. RANK	GAMES	SUCCESS	OF	SCHEDULE	RPI	RPI	RPI	RPI	RPI
DIV. I ONLY		11- 16	202	3- 7	264		252	244	247	23		23
DIV. I NON-CONF		5- 5	157	0- 0	275		243	228	222	23		23

TOTALS	RPI 1-25		RPI 26-50		W-L RECORDS		RPI 51-100			RPI 101-150		RPI 150+
11- 16	0- 0		0- 3		OVERALL		0- 1			0- 3		11- 9
4- 5	0- 0		0- 1		HOME		0- 0			0- 1		4- 3
4- 8	0- 0		0- 1		AWAY		0- 0			0- 1		4- 6
3- 3	0- 0		0- 1		NEUTRAL		0- 1			0- 1		3- 0
5- 5	0- 0		0- 1		NON-CONFERENCE		0- 1			0- 2		5- 1
0- 0	0- 0		0- 0		HOME		0- 0			0- 0		0- 0
2- 3	0- 0		0- 1		AWAY		0- 0			0- 1		2- 1
3- 2	0- 0		0- 0		NEUTRAL		0- 1			0- 1		3- 0
6- 11	0- 0		0- 2		CONFERENCE		0- 0			0- 1		6- 8
4- 5	0- 0		0- 1		HOME		0- 0			0- 1		4- 3
2- 5	0- 0		0- 0		AWAY		0- 0			0- 0		2- 5
0- 1	0- 0		0- 1		NEUTRAL		0- 0			0- 0		0- 0
RPI S	Opponent	Score	RPI S	Opponent	Score	RPI S	Opponent	Score	RPI S	Opponent	Score	
			37 A	Missouri St.	0 3	89 N	UAB	1 3	106 H	Texas-Arlington	0 3	
			43 H	Stephen F. Austin	0 3				112 N	Arkansas St.	0 3	
			43 N	Stephen F. Austin	0 3				128 A	New Orleans	0 3	
									167 A	UTSA	1 3	
									178 H	Texas St.	3 2	
									194 A	McNeese St.	1 3	
									194 H	McNeese St.	0 3	
									226 H	Sam Houston St.	1 3	
									231 A	A&M-Corpus Christi	0 3	
									235 A	Central Ark.	1 3	
									235 H	Central Ark.	3 0	
									246 A	La.-Lafayette	3 2	
									250 A	Lamar	2 3	
									250 H	Lamar	0 3	
									265 N	UMKC	3 2	
									274 A	Louisiana Tech	1 3	
									279 A	Nicholls St.	3 1	
									279 H	Nicholls St.	3 0	
									284 A	La.-Monroe	3 1	
									292 N	Centenary (La.)	3 0	
									314 A	Southeastern La.	3 1	
									314 H	Southeastern La.	3 1	
									317 N	Alcorn St.	3 0	

LAST 10 DIVISION I GAMES												
			43 N	Stephen F. Austin	0 3	194 H	McNeese St.	0 3				
			43 H	Stephen F. Austin	0 3	235 A	Central Ark.	1 3				
			279 A	Nicholls St.	3 1	178 H	Texas St.	3 2				
			314 A	Southeastern La.	3 1	106 H	Texas-Arlington	0 3				
			250 H	Lamar	0 3	231 A	A&M-Corpus Christi	0 3				

Non-Div. I Games

Northwestern St.

Average RPI	W n 236	WON-LOST	WINNING	LAST 10	OPPONENT	OPP.	STRENGTH	TEAM	ADJ	CONF.	ADJ	CONF.
Average RPI	Loss152	RECORD	PCT. RANK	GAMES	SUCCESS	OF	SCHEDULE	RPI	RPI	RPI	RPI	RPI
DIV. I ONLY		10- 22	242	2- 8	172		228	235	248	19	20	
DIV. I NON-CONF		9- 8	152	1- 0	175		255	169	186	18	19	

TOTALS	RPI 1-25		RPI 26-50		W-L RECORDS		RPI 51-100		RPI 101-150		RPI 150+	
10- 22	0- 1		0- 3		OVERALL		0- 2		0- 3		10- 13	
3- 9	0- 1		0- 1		HOME		0- 1		0- 2		3- 4	
2- 10	0- 0		0- 1		AWAY		0- 1		0- 1		2- 7	
5- 3	0- 0		0- 1		NEUTRAL		0- 0		0- 0		5- 2	
9- 8	0- 1		0- 0		NON-CONFERENCE		0- 2		0- 1		9- 4	
2- 3	0- 1		0- 0		HOME		0- 1		0- 1		2- 0	
2- 3	0- 0		0- 0		AWAY		0- 1		0- 0		2- 2	
5- 2	0- 0		0- 0		NEUTRAL		0- 0		0- 0		5- 2	
1- 14	0- 0		0- 3		CONFERENCE		0- 0		0- 2		1- 9	
1- 6	0- 0		0- 1		HOME		0- 0		0- 1		1- 4	
0- 7	0- 0		0- 1		AWAY		0- 0		0- 1		0- 5	
0- 1	0- 0		0- 1		NEUTRAL		0- 0		0- 0		0- 0	
RPI S	Opponent	Score	RPI S	Opponent	Score	RPI S	Opponent	Score	RPI S	Opponent	Score	
15 H	Ohio St.	0 3	38 A	Wis.-Milwaukee	1 3	55 A	Dayton	0 3	117 H	Morehead St.	1 3	
			38 H	Wis.-Milwaukee	0 3	65 H	Bowling Green	0 3	141 A	Cleveland St.	0 3	
			38 N	Wis.-Milwaukee	0 3				141 H	Cleveland St.	0 3	
									163 N	Fordham	0 3	
									166 A	Canisius	3 2	
									177 A	Wis.-Green Bay	1 3	
									177 H	Wis.-Green Bay	0 3	
									179 A	Ill.-Chicago	0 3	
									179 H	Ill.-Chicago	2 3	
									188 A	Loyola (Ill.)	1 3	
									188 H	Loyola (Ill.)	0 3	
									195 A	Wright St.	1 3	
									195 H	Wright St.	3 2	
									197 N	Southern Ill.	3 0	
									207 H	Duquesne	3 0	
									216 A	Buffalo	0 3	
									227 H	St. Francis (Pa.)	3 1	
									227 N	St. Francis (Pa.)	3 1	
									240 N	IUPUI	1 3	
									255 A	Akron	0 3	
									269 N	La Salle	3 0	
									272 A	Butler	0 3	
									272 H	Butler	1 3	
									280 N	Navy	3 0	
									285 A	West Virginia	3 0	
									304 N	Providence	3 0	

LAST 10 DIVISION I GAMES												
			38 N	Wis.-Milwaukee	0 3		188 A	Loyola (Ill.)	1 3			
			141 A	Cleveland St.	0 3		38 H	Wis.-Milwaukee	0 3			
			195 H	Wright St.	3 2		177 H	Wis.-Green Bay	0 3			
			272 H	Butler	1 3		285 A	West Virginia	3 0			
			179 A	Ill.-Chicago	0 3		141 H	Cleveland St.	0 3			

Non-Div. I Games

Youngstown St.

Average RPI	W n 234	WON-LOST	WINNING	LAST 10	OPPONENT	OPP.	STRENGTH	TEAM	ADJ	CONF.	ADJ	CONF.
Average RPI	Loss132	RECORD	PCT. RANK	GAMES	SUCCESS	OF	SCHEDULE	RPI	RPI	RPI	RPI	RPI
DIV. I ONLY		5- 20	286	0- 10	170		145	254	249	12	13	
DIV. I NON-CONF		3- 8	258	0- 1	168		212	242	245	11	11	
<hr/>												
TOTALS	RPI 1-25		RPI 26-50		W-L RECORDS		RPI 51-100		RPI 101-150		RPI 150+	
5- 20	0- 2		0- 1		OVERALL		0- 3		1- 5		4- 9	
2- 6	0- 0		0- 1		HOME		0- 1		0- 2		2- 2	
1- 9	0- 2		0- 0		AWAY		0- 2		1- 1		0- 4	
2- 5	0- 0		0- 0		NEUTRAL		0- 0		0- 2		2- 3	
3- 8	0- 0		0- 0		NON-CONFERENCE		0- 0		1- 3		2- 5	
0- 1	0- 0		0- 0		HOME		0- 0		0- 0		0- 1	
1- 2	0- 0		0- 0		AWAY		0- 0		1- 1		0- 1	
2- 5	0- 0		0- 0		NEUTRAL		0- 0		0- 2		2- 3	
2- 12	0- 2		0- 1		CONFERENCE		0- 3		0- 2		2- 4	
2- 5	0- 0		0- 1		HOME		0- 1		0- 2		2- 1	
0- 7	0- 2		0- 0		AWAY		0- 2		0- 0		0- 3	
0- 0	0- 0		0- 0		NEUTRAL		0- 0		0- 0		0- 0	
RPI S Opponent	Score		RPI S Opponent	Score		RPI S Opponent	Score		RPI S Opponent	Score		
21 A Louisville	0 3		48 H Notre Dame	0 3		59 A Cincinnati	0 3		103 N Long Island	0 3		
24 A St. John's (N.Y.)	0 3					85 H Marquette	0 3		107 A James Madison	3 2		
						97 A Connecticut	0 3		108 H Pittsburgh	0 3		
									134 H Seton Hall	0 3		
									136 N Kansas	1 3		
									139 A Temple	0 3		
									163 H Fordham	2 3		
									165 A Villanova	0 3		
									166 N Canisius	0 3		
									173 A South Fla.	1 3		
									192 A Harvard	1 3		
									200 H Syracuse	0 3		
									204 A Georgetown	0 3		
									207 N Duquesne	1 3		
									208 N Binghamton	1 3		
									241 N UNC Asheville	3 1		
									261 N Maine	3 2		
									275 H DePaul	3 2		
									285 H West Virginia	3 0		
<hr/>												
LAST 10 DIVISION I GAMES												
97 A Connecticut	0 3		85 H Marquette	0 3								
24 A St. John's (N.Y.)	0 3		173 A South Fla.	1 3								
134 H Seton Hall	0 3		204 A Georgetown	0 3								
163 H Fordham	2 3		165 A Villanova	0 3								
200 H Syracuse	0 3		59 A Cincinnati	0 3								

Non-Div. I Games

Rutgers

[illegible]

Non-Div. I Games

Lamar

[illegible]

Non-Di v.	I	Games Wi nston-Sal em	3	1
-----------	---	-----------------------	---	---

Md. -East. Shore

RPI	S	Opponent	Score
319	H	Qui nni pi ac	3 0

Md. -East. Shore

Average RPI	W n 292	WON-LOST	WINNING	LAST 10	OPPONENT	OPP.	STRENGTH	TEAM	ADJ	CONF.	ADJ	CONF.
Average RPI	Loss196	RECORD	PCT. RANK	GAMES	SUCCESS	OF	SCHEDULE	RPI	RPI	RPI	RPI	RPI
DIV. I ONLY		14- 14	153	4- 5	296		306	251	252	32	32	
DIV. I NON-CONF		5- 10	228	0- 4	284		288	286	284	32	31	

TOTALS	RPI 1-25		RPI 26-50		W-L RECORDS		RPI 51-100			RPI 101-150		RPI 150+
14- 14	0- 0		0- 0		OVERALL		0- 1			0- 3		14- 10
3- 5	0- 0		0- 0		HOME		0- 0			0- 2		3- 3
4- 4	0- 0		0- 0		AWAY		0- 1			0- 1		4- 2
7- 5	0- 0		0- 0		NEUTRAL		0- 0			0- 0		7- 5
5- 10	0- 0		0- 0		NON-CONFERENCE		0- 0			0- 3		5- 7
1- 5	0- 0		0- 0		HOME		0- 0			0- 2		1- 3
2- 3	0- 0		0- 0		AWAY		0- 0			0- 1		2- 2
2- 2	0- 0		0- 0		NEUTRAL		0- 0			0- 0		2- 2
9- 4	0- 0		0- 0		CONFERENCE		0- 1			0- 0		9- 3
2- 0	0- 0		0- 0		HOME		0- 0			0- 0		2- 0
2- 1	0- 0		0- 0		AWAY		0- 1			0- 0		2- 0
5- 3	0- 0		0- 0		NEUTRAL		0- 0			0- 0		5- 3
RPI S	Opponent	Score	RPI S	Opponent	Score	RPI S	Opponent	Score	RPI S	Opponent	Score	
						81 A	Fl ori da A&M	1 3	102 H	East Tenn. St.	1 3	
									121 A	East Caro.	0 3	
									137 H	Char lotte	1 3	
									161 N	Morgan St.	0 3	
									161 N	Morgan St.	0 3	
									164 H	UNC Greensboro	2 3	
									216 N	Buffal o	0 3	
									217 A	Gardner-Webb	0 3	
									227 N	St. Franci s (Pa.)	1 3	
									236 H	El on	3 1	
									251 N	Md. -East. Shore	3 0	
									273 A	Bethune-Cookman	3 0	
									273 N	Bethune-Cookman	3 1	
									280 N	Navy	3 0	
									281 H	Campbel l	2 3	
									288 A	Hi gh Poi nt	0 3	
									288 H	Hi gh Poi nt	0 3	
									290 N	Howard	3 1	
									293 A	Loyol a (Md.)	3 1	
									295 N	Del aware St.	1 3	
									302 N	Coppin St.	3 0	
									308 N	Kennesaw St.	3 1	
									312 H	South Caroli na St.	3 1	
									315 H	Hampton	3 1	
									315 N	Hampton	3 0	
									318 A	Norfol k St.	3 0	
									320 A	Savannah St.	3 1	

LAST 10 DIVISION I GAMES												
161 N	Morgan St.	0 3	312 H	South Caroli na St.	3 1							
273 N	Bethune-Cookman	3 1	164 H	UNC Greensboro	2 3							
217 A	Gardner-Webb	0 3	273 A	Bethune-Cookman	3 0							
281 H	Campbel l	2 3	290 N	Howard	3 1							
288 A	Hi gh Poi nt	0 3	251 N	Md. -East. Shore	3 0							

Non-Di v. I Games N. C. Central

3 2

Wi nston-Sal em

3 0

Wi nston-Sal em

3 1

N. C. A&T

Average RPI	W n 235	WON-LOST	WINNING	LAST 10	OPPONENT	OPP.	STRENGTH	TEAM	ADJ	CONF.	ADJ	CONF.
Average RPI	Loss133	RECORD	PCT. RANK	GAMES	SUCCESS	OF	SCHEDULE	RPI	RPI	RPI	RPI	RPI
DIV. I ONLY		3- 24	305	1- 8	108		180	266	253	31	31	
DIV. I NON-CONF		2- 20	299	0- 6	137		142	270	273	31	32	

TOTALS	RPI 1-25	RPI 26-50	W-L RECORDS	RPI 51-100	RPI 101-150	RPI 150+
3- 24	0- 1	0- 0	OVERALL	0- 4	1- 11	2- 8
0- 6	0- 0	0- 0	HOME	0- 1	0- 4	0- 1
0- 11	0- 0	0- 0	AWAY	0- 1	0- 6	0- 4
3- 7	0- 1	0- 0	NEUTRAL	0- 2	1- 1	2- 3
2- 20	0- 1	0- 0	NON-CONFERENCE	0- 2	1- 9	1- 8
0- 5	0- 0	0- 0	HOME	0- 1	0- 3	0- 1
0- 9	0- 0	0- 0	AWAY	0- 0	0- 5	0- 4
2- 6	0- 1	0- 0	NEUTRAL	0- 1	1- 1	1- 3
1- 4	0- 0	0- 0	CONFERENCE	0- 2	0- 2	1- 0
0- 1	0- 0	0- 0	HOME	0- 0	0- 1	0- 0
0- 2	0- 0	0- 0	AWAY	0- 1	0- 1	0- 0
1- 1	0- 0	0- 0	NEUTRAL	0- 1	0- 0	1- 0

RPI S	Opponent	Score	RPI S	Opponent	Score	RPI S	Opponent	Score	RPI S	Opponent	Score
8 N	Southern Cal i forni a	0 3				90 A	I PFW	0 3	105 A	Utah Valley St.	0 3
						90 N	I PFW	1 3	105 H	Utah Valley St.	0 3
						93 N	Cornel l	2 3	114 N	North Texas	3 1
						100 H	Texas Tech	0 3	119 A	South Dakota St.	0 3
									119 H	South Dakota St.	0 3
									119 H	South Dakota St.	0 3
									123 A	North Dakota St.	0 3
									123 A	North Dakota St.	1 3
									123 H	North Dakota St.	0 3
									126 A	TCU	0 3
									132 N	Wyomi ng	1 3
									148 A	Nevada	0 3
									154 N	North Fl a.	1 3
									167 A	UTSA	2 3
									170 A	Portl and	1 3
									170 N	Portl and	0 3
									178 A	Texas St.	0 3
									178 H	Texas St.	1 3
									202 N	Robert Morris	2 3
									250 A	Lamar	0 3
									288 N	High Poi nt	3 2
									304 N	Provi dence	3 0
LAST 10 DIVISION I GAMES											
304 N	Provi dence	3 0	123 A	North Dakota St.	0 3						
90 N	I PFW	1 3	119 A	South Dakota St.	0 3						
123 A	North Dakota St.	1 3	126 A	TCU	0 3						
105 A	Utah Valley St.	0 3	167 A	UTSA	2 3						
250 A	Lamar	0 3	119 H	South Dakota St.	0 3						

Non-Di v. I Games Tex. A&M-Ki ngs vi 3 0 Tex. A&M-Ki ngs vi 3 0 Tex. A&M Int'l I 3 0 Texas A&M Int'l I 1 3 Tex. -Pan Ameri can

Average	RPI	Win	TOTL LOSS	WON-LOST	WINNING	LAST 10		OPPONENT	OPP.	STRENGTH	TEAM	ADJ	CONF.	ADJ	CONF.				
Average	RPI	Loss	178	RECORD	PCT.	RANK	GAMES	SUCCESS	OF	SCHEDULE	RPI	RPI	RPI		RPI				
DIV. I	ONLY			12- 17		196	6- 4	269		270	246	254	29		29				
DIV. I	NON-CONF			3- 10		271	0- 0	257		241	287	282	28		29				
<hr/>																			
TOTALS		RPI 1-25				RPI 26-50		W-L RECORDS				RPI 51-100							
12- 17		0- 0				0- 0		OVERALL				0- 3		12- 10					
8- 6		0- 0				0- 0		HOME				0- 0		8- 4					
4- 6		0- 0				0- 0		AWAY				0- 1		4- 4					
0- 5		0- 0				0- 0		NEUTRAL				0- 2		0- 2					
3- 10		0- 0				0- 0		NON-CONFERENCE				0- 3		3- 6					
2- 4		0- 0				0- 0		HOME				0- 0		2- 3					
1- 2		0- 0				0- 0		AWAY				0- 1		1- 1					
0- 4		0- 0				0- 0		NEUTRAL				0- 2		0- 2					
9- 7		0- 0				0- 0		CONFERENCE				0- 0		9- 4					
6- 2		0- 0				0- 0		HOME				0- 0		6- 1					
3- 4		0- 0				0- 0		AWAY				0- 0		3- 3					
0- 1		0- 0				0- 0		NEUTRAL				0- 0		0- 0					
RPI	S	Opponent		Score		RPI	S	Opponent		Score		RPI	S	Opponent		Score			
								64 A Winthrop				0	3	116 N Eastern Ky.				0	3
								64 H Winthrop				2	3	128 N New Orleans				0	3
								64 N Winthrop				2	3	132 A Wyomi ng				0	3
								78 H Belmont				0	3	187 H Central Mi ch.				0	3
														197 N Southern Ill .				1	3
														214 H Lipscomb				1	3
														222 A Li berty				2	3
														222 H Li berty				3	0
														233 A Chattanooga				3	2
														241 A UNC Asheville				0	3
														241 H UNC Asheville				2	3
														250 N Lamar				0	3
														257 A Mercer				0	3
														271 A Radford				3	0
														271 H Radford				3	2
														278 H Samford				3	1
														279 H Nicholls St.				3	1
						283 H South Ala.				1	3								
						288 A High Point				0	3								
						288 H Hi gh Poi nt				3	2								
						288 H Hi gh Poi nt				3	0								
						289 A Coastal Caro.				3	2								
						289 H Coastal Caro.				3	2								
						309 A Charleston So.				3	0								
						309 H Charleston So.				3	0								
<hr/>																			
LAST 10 DIVISION I GAMES																			
64 N Winthrop				2	3	271A Radford				3	0								
288 H Hi gh Poi nt				3	0	222A Li berty				2	3								
241 H UNC Asheville				2	3	64 H Winthrop				2	3								
289 A Coastal Caro.				3	2	288H Hi gh Poi nt				3	2								
309 A Charleston So.				3	0	289H Coastal Caro.				3	2								

Non-Div. I Games

Bi rmi ngham-So.

Average RPI	W n 300	WON-LOST	WINNING	LAST 10	OPPONENT	OPP.	STRENGTH	TEAM	ADJ	CONF.	ADJ	CONF.
Average RPI	Loss187	RECORD	PCT. RANK	GAMES	SUCCESS	OF	SCHEDULE	RPI	RPI	RPI	RPI	RPI
DIV. I ONLY		9- 13	201	7- 3	288		295	262	256	33	33	
DIV. I NON-CONF		0- 8	308	0- 0	160		168	293	286	33	33	
TOTALS	RPI 1-25		RPI 26-50	W-L RECORDS		RPI 51-100			RPI 101-150		RPI 150+	
9- 13	0- 0		0- 0	OVERALL		0- 2			0- 3		9- 8	
4- 1	0- 0		0- 0	HOME		0- 0			0- 1		4- 0	
3- 3	0- 0		0- 0	AWAY		0- 2			0- 0		3- 1	
2- 9	0- 0		0- 0	NEUTRAL		0- 0			0- 2		2- 7	
0- 8	0- 0		0- 0	NON-CONFERENCE		0- 2			0- 3		0- 3	
0- 1	0- 0		0- 0	HOME		0- 0			0- 1		0- 0	
0- 2	0- 0		0- 0	AWAY		0- 2			0- 0		0- 0	
0- 5	0- 0		0- 0	NEUTRAL		0- 0			0- 2		0- 3	
9- 5	0- 0		0- 0	CONFERENCE		0- 0			0- 0		9- 5	
4- 0	0- 0		0- 0	HOME		0- 0			0- 0		4- 0	
3- 1	0- 0		0- 0	AWAY		0- 0			0- 0		3- 1	
2- 4	0- 0		0- 0	NEUTRAL		0- 0			0- 0		2- 4	
RPI S	Opponent	Score	RPI S	Opponent	Score	RPI S	Opponent	Score	RPI S	Opponent	Score	
						57 A	Al abama	0 3	122 N	Murray St.	0 3	
						83 A	Memphi s	0 3	129 H	Tennessee St.	0 3	
									136 N	Kansas	0 3	
									182 N	Mi ami (Fl a.)	0 3	
									213 N	Prai rie View	2 3	
									213 N	Prai rie View	0 3	
									235 N	Central Ark.	0 3	
									242 A	Mi ssi ssi ppi Val .	1 3	
									242 H	Mi ssi ssi ppi Val .	3 1	
									258 N	Grambl ing	1 3	
									275 N	DePaul	0 3	
									286 N	Texas Southern	2 3	
									297 A	Jackson St.	3 2	
									297 H	Jackson St.	3 1	
									297 N	Jackson St.	3 1	
									310 N	Ark. -Pi ne Bl uff	3 0	
									311 A	Al abama St.	3 0	
									311 H	Al abama St.	3 0	
									317 A	Al corn St.	3 0	
									317 H	Al corn St.	3 0	
LAST 10 DIVISION I GAMES												
			286 N	Texas Southern	2 3	317 A	Al corn St.	3 0				
			213 N	Prai rie View	0 3	297 A	Jackson St.	3 2				
			310 N	Ark. -Pi ne Bl uff	3 0	242 H	Mi ssi ssi ppi Val .	3 1				
			317 H	Al corn St.	3 0	258 N	Grambl ing	1 3				
			311 H	Al abama St.	3 0	297 N	Jackson St.	3 1				

Non-Di v. I Games Al bany St. (Ga.) 0 3 Al bany St. (Ga.) 3 1

Al abama A&M

[illegible]

Non-Di v.	I Games Ark. -Monti cel lo 1	3	Ark. -Monti cel lo 0	3
-----------	------------------------------	---	----------------------	---

Grambling

Loss, Non-Conf, S Site, H Home, A Away, N Neutral

Average RPI Win 282 Average RPI Loss179			WON-LOST RECORD		WINNING PCT. RANK		LAST 10 GAMES		OPPONENT OPP. STRENGTH SUCCESS OF SCHEDULE		TEAM RPI	ADJ RPI	CONF. RPI	ADJ CONF. RPI	
DIV. I ONLY			13- 21		222		3- 7		256		273	249	259	27	28
DIV. I NON-CONF			3- 10		271		0- 2		239		262	277	276	29	28
TOTALS			RPI 1-25		RPI 26-50		W-L RECORDS		RPI 51-100		RPI 101-150		RPI 150+		
13- 21			0- 0		0- 0		OVERALL		0- 4		0- 5		13- 12		
6- 7			0- 0		0- 0		HOME		0- 1		0- 3		6- 3		
4- 10			0- 0		0- 0		AWAY		0- 2		0- 2		4- 6		
3- 4			0- 0		0- 0		NEUTRAL		0- 1		0- 0		3- 3		
3- 10			0- 0		0- 0		NON-CONFERENCE		0- 1		0- 3		3- 6		
0- 4			0- 0		0- 0		HOME		0- 0		0- 2		0- 2		
1- 4			0- 0		0- 0		AWAY		0- 1		0- 1		1- 2		
2- 2			0- 0		0- 0		NEUTRAL		0- 0		0- 0		2- 2		
10- 11			0- 0		0- 0		CONFERENCE		0- 3		0- 2		10- 6		
6- 3			0- 0		0- 0		HOME		0- 1		0- 1		6- 1		
3- 6			0- 0		0- 0		AWAY		0- 1		0- 1		3- 4		
1- 2			0- 0		0- 0		NEUTRAL		0- 1		0- 0		1- 1		
RPI S	Opponent	Score	RPI S	Opponent	Score	RPI S	Opponent	Score	RPI S	Opponent	Score				
						72 A	Ameri can	0 3	103 H	Long Isl and	0 3				
						75 A	Fai rfi el d	1 3	134 A	Seton Hall	0 3				
						75 H	Fai rfi el d	0 3	140 H	Eastern Wash.	0 3				
						75 N	Fai rfi el d	0 3	147 A	Si ena	0 3				
									147 H	Si ena	0 3				
									163 N	Fordham	0 3				
									166 A	Can i si us	1 3				
									166 H	Can i si us	1 3				
									166 N	Can i si us	1 3				
									215 H	Stony Brook	0 3				
									237 A	Col umbi a	0 3				
									244 H	Rhode Isl and	0 3				
									260 A	Fai rlei gh Di cki nson	3 2				
									262 A	Mari st	0 3				
									262 H	Mari st	3 2				
									262 N	Mari st	3 0				
									270 A	I ona	3 0				
									270 H	I ona	3 1				
									282 A	NJIT	0 3				
									282 N	NJIT	0 3				
									287 A	St. Peter' s	3 0				
									287 H	St. Peter' s	3 1				
									290 N	Howard	3 0				
									293 A	Loyol a (Md.)	3 0				
									293 H	Loyol a (Md.)	3 2				
									294 A	Ri der	1 3				
									294 H	Ri der	3 2				
									296 N	Wagner	3 1				
									306 A	Ni agara	1 3				
LAST 10 DIVISION I GAMES															
166 N Can i si us						1 3	282A NJIT						0 3		
75 N Fai rfi el d						0 3	293H Loyol a (Md.)						3 2		
262 N Mari st						3 0	75 A Fai rfi el d						1 3		
262 A Mari st						0 3	237A Col umbi a						0 3		
287 A St. Peter' s						3 0	166H Can i si us						1 3		

Non-Div. I Games

Manhattan

RPI	S	Opponent	Score
306	H	Niagara	3 0

Manhattan

Manhattan

[illegible]

Non-Div. I Games

Fai r l e i g h D i c k i n s o n

RPI	S	Opponent	Score
319	N	Qui nni pi ac	3 0

Fairleigh Dickinson

Maine


































Mai ne

Mari st

Average RPI	W n 263	WON-LOST	WINNING	LAST 10	OPPONENT	OPP.	STRENGTH	TEAM	ADJ	CONF.	ADJ	CONF.
Average RPI	Loss144	RECORD	PCT. RANK	GAMES	SUCCESS	OF	SCHEDULE	RPI	RPI	RPI	RPI	RPI
DIV. I ONLY		7- 25	282	1- 9	182		233	260	263	13	11	
DIV. I NON-CONF		7- 7	157	1- 2	202		308	207	219	14	14	
TOTALS	RPI 1-25		RPI 26-50	W-L RECORDS		RPI 51-100			RPI 101-150		RPI 150+	
7- 25	0- 0		0- 2	OVERALL		0- 5			0- 7		7- 11	
3- 12	0- 0		0- 1	HOME		0- 3			0- 3		3- 5	
1- 13	0- 0		0- 1	AWAY		0- 2			0- 4		1- 6	
3- 0	0- 0		0- 0	NEUTRAL		0- 0			0- 0		3- 0	
7- 7	0- 0		0- 0	NON-CONFERENCE		0- 1			0- 1		7- 5	
3- 3	0- 0		0- 0	HOME		0- 1			0- 0		3- 2	
1- 4	0- 0		0- 0	AWAY		0- 0			0- 1		1- 3	
3- 0	0- 0		0- 0	NEUTRAL		0- 0			0- 0		3- 0	
0- 18	0- 0		0- 2	CONFERENCE		0- 4			0- 6		0- 6	
0- 9	0- 0		0- 1	HOME		0- 2			0- 3		0- 3	
0- 9	0- 0		0- 1	AWAY		0- 2			0- 3		0- 3	
0- 0	0- 0		0- 0	NEUTRAL		0- 0			0- 0		0- 0	
RPI S	Opponent	Score	RPI S	Opponent	Score	RPI S	Opponent	Score	RPI S	Opponent	Score	
			35 A Hofstra	0	3	64 H W i n t h r o p	0	3	107 A James Madi son	0	3	
			35 H Hofstra	0	3	77 A Towson	0	3	107 H James Madi son	1	3	
						77 H Towson	0	3	111 A Northeastern	2	3	
						91 A Del aware	0	3	111 H Northeastern	1	3	
						91 H Del aware	0	3	121 A East Caro.	0	3	
									124 A VCU	0	3	
									124 H VCU	1	3	
									164 H UNC Greensboro	0	3	
									168 N Bucknel I	3	1	
									180 A Georgi a St.	0	3	
									180 H Georgi a St.	2	3	
									184 H Tenn. -Martin	0	3	
									191 A William & Mary	0	3	
									191 H William & Mary	1	3	
									217 H Gardner-Webb	3	0	
									218 A George Mason	1	3	
									218 H George Mason	1	3	
									251 N Md. -East. Shore	3	0	
									257 A Mercer	0	3	
									269 A La Salle	1	3	
									281 A Campbel I	1	3	
									289 H Coastal Caro.	3	1	
									294 N Ri der	3	0	
									312 A South Carolina St.	3	1	
									312 H South Carolina St.	3	0	
			LAST 10 DIVISION I GAMES			180A Georgi a St.	0	3				
			111 A Northeastern	2	3	257A Mercer	0	3				
			35 A Hofstra	0	3	312A South Carolina St.	3	1				
			281 A Campbel I	1	3	218H George Mason	1	3				
			91 H Del aware	0	3	107H James Madi son	1	3				
			77 H Towson	0	3							

Non-Di v. I Games Wi nston-Sal em 3 0

UNC Wi l m i n g t o n

Average RPI	W n 228	WON-LOST	WINNING	LAST 10	OPPONENT	OPP.	STRENGTH	TEAM	ADJ	CONF.	ADJ CONF.
Average RPI	Loss147	RECORD	PCT. RANK	GAMES	SUCCESS	OF	SCHEDULE	RPI	RPI	RPI	RPI
DIV. I ONLY		4- 24	301	1- 9	131		225	269	264	20	18
DIV. I NON-CONF		2- 10	287	0- 0	157		235	262	268	20	20
<hr/>											
TOTALS	RPI 1-25		RPI 26-50		W-L RECORDS		RPI 51-100		RPI 101-150		RPI 150+
4- 24	0- 0		0- 0		OVERALL		0- 6		1- 8		3- 10
2- 7	0- 0		0- 0		HOME		0- 1		1- 4		1- 2
0- 13	0- 0		0- 0		AWAY		0- 2		0- 4		0- 7
2- 4	0- 0		0- 0		NEUTRAL		0- 3		0- 0		2- 1
2- 10	0- 0		0- 0		NON-CONFERENCE		0- 4		0- 0		2- 6
0- 1	0- 0		0- 0		HOME		0- 0		0- 0		0- 1
0- 5	0- 0		0- 0		AWAY		0- 1		0- 0		0- 4
2- 4	0- 0		0- 0		NEUTRAL		0- 3		0- 0		2- 1
2- 14	0- 0		0- 0		CONFERENCE		0- 2		1- 8		1- 4
2- 6	0- 0		0- 0		HOME		0- 1		1- 4		1- 1
0- 8	0- 0		0- 0		AWAY		0- 1		0- 4		0- 3
0- 0	0- 0		0- 0		NEUTRAL		0- 0		0- 0		0- 0
RPI S	Opponent	Score	RPI S	Opponent	Score	RPI S	Opponent	Score	RPI S	Opponent	Score
						59 N	Cincinnati	0 	116 A	Eastern Ky.	2 
						61 A	Jacksonville St.	0 	116 H	Eastern Ky.	0 
						61 H	Jacksonville St.	0 	117 A	Morehead St.	0 
						78 A	Belmont	2 	117 H	Morehead St.	3 1
						78 N	Belmont	0 	122 A	Murray St.	2 
						83 N	Memphis	2 	122 H	Murray St.	2 
									129 A	Tennessee St.	0 
									129 H	Tennessee St.	0 
									135 H	Tennessee Tech	0 
									152 A	Southeast Mo. St.	0 
									184 H	Tenn. -Martin	2 
									196 A	Evansville	2 
									197 A	Southern Ill.	0 
									214 A	Lipscomb	1 
									214 H	Lipscomb	0 
									221 N	Kent St.	0 
									229 A	Bradley	0 
									232 N	Western Ill.	3 0
									238 A	Eastern Ill.	0 
									278 A	Samford	0 
									278 H	Samford	3 2
									285 N	West Virginia	3 1
<hr/>											
LAST 10 DIVISION I GAMES											
						122 A	Murray St.	2 	238 A	Eastern Ill.	0 
						129 H	Tennessee St.	0 	116 A	Eastern Ky.	2 
						117 H	Morehead St.	3 1	117 A	Morehead St.	0 
						116 H	Eastern Ky.	0 	135 H	Tennessee Tech	0 
						152 A	Southeast Mo. St.	0 	129 A	Tennessee St.	0 

Non-Div. I Games

Austin Peay

Average RPI	Win 287	WON-LOST	WINNING	LAST 10	OPPONENT	OPP.	STRENGTH	TEAM	ADJ.	CONF.	ADJ. CONF.
Average RPI	Loss160	RECORD	PCT. RANK	GAMES	SUCCESS	OF	SCHEDULE	RPI	RPI	RPI	RPI
DIV. I ONLY		8- 18	246	3- 7	271		258	277	268	26	24
DIV. I NON-CONF		6- 9	203	1- 0	278		271	256	259	24	25
<hr/>											
TOTALS	RPI 1-25		RPI 26-50		W-L RECORDS		RPI 51-100		RPI 101-150		RPI 150+
8- 18	0- 0		0- 1		OVERALL		0- 2		0- 4		8- 11
5- 6	0- 0		0- 0		HOME		0- 1		0- 2		5- 3
2- 7	0- 0		0- 0		AWAY		0- 0		0- 2		2- 5
1- 5	0- 0		0- 1		NEUTRAL		0- 1		0- 0		1- 3
6- 9	0- 0		0- 1		NON-CONFERENCE		0- 1		0- 3		6- 4
3- 1	0- 0		0- 0		HOME		0- 0		0- 1		3- 0
2- 3	0- 0		0- 0		AWAY		0- 0		0- 2		2- 1
1- 5	0- 0		0- 1		NEUTRAL		0- 1		0- 0		1- 3
2- 9	0- 0		0- 0		CONFERENCE		0- 1		0- 1		2- 7
2- 5	0- 0		0- 0		HOME		0- 1		0- 1		2- 3
0- 4	0- 0		0- 0		AWAY		0- 0		0- 0		0- 4
0- 0	0- 0		0- 0		NEUTRAL		0- 0		0- 0		0- 0
RPI S	Opponent	Score	RPI S	Opponent	Score	RPI S	Opponent	Score	RPI S	Opponent	Score
			40 N	Brigham Young	0 3	62 N	Florida Int'l	0 3	102 H	East Tenn. St.	1 3
						78 H	Belmont	0 3	104 A	Florida St.	0 3
									110 A	Georgia Tech	0 3
									128 H	New Orleans	1 3
									154 A	North Fla.	1 3
									154 H	North Fla.	1 3
									173 N	South Fla.	1 3
									186 A	Jacksonville	0 3
									186 H	Jacksonville	0 3
									214 H	Lipscomb	0 3
									217 A	Gardner-Webb	0 3
									220 A	UCF	0 3
									226 N	Sam Houston St.	0 3
									236 H	Elon	3 1
									238 N	Eastern Ill.	0 3
									257 H	Mercer	3 1
									273 A	Bethune-Cookman	3 2
									281 A	Campbell	2 3
									283 N	South Ala.	3 2
									295 H	Delaware St.	3 0
									308 H	Kennesaw St.	3 0
									320 A	Savannah St.	3 0
									320 H	Savannah St.	3 0
<hr/>											
LAST 10 DIVISION I GAMES											
			154 H	North Fla.	1 3	102 H	East Tenn. St.	1 3			
			186 H	Jacksonville	0 3	154 A	North Fla.	1 3			
			257 H	Mercer	3 1	186 A	Jacksonville	0 3			
			320 H	Savannah St.	3 0	281 A	Campbell	2 3			
			308 H	Kennesaw St.	3 0	217 A	Gardner-Webb	0 3			

Non-Div. I Games Flagler

1 3

Stetson

Average RPI	W n 283	WON-LOST	WINNING	LAST 10	OPPONENT	OPP.	STRENGTH	TEAM	ADJ	CONF.	ADJ	CONF.
Average RPI	Loss166	RECORD	PCT. RANK	GAMES	SUCCESS	OF	SCHEDULE	RPI	RPI	RPI	RPI	RPI
DIV. I ONLY		9- 24	268	2- 8	238		245	265	269	15	14	
DIV. I NON-CONF		9- 11	186	2- 0	266		284	241	256	13	15	
TOTALS	RPI 1-25		RPI 26-50	W-L RECORDS		RPI 51-100			RPI 101-150		RPI 150+	
9- 24	0- 0		0- 1	OVERALL		0- 3			0- 6		9- 14	
5- 7	0- 0		0- 0	HOME		0- 0			0- 3		5- 4	
2- 13	0- 0		0- 1	AWAY		0- 2			0- 3		2- 7	
2- 4	0- 0		0- 0	NEUTRAL		0- 1			0- 0		2- 3	
9- 11	0- 0		0- 0	NON-CONFERENCE		0- 1			0- 0		9- 10	
5- 2	0- 0		0- 0	HOME		0- 0			0- 0		5- 2	
2- 5	0- 0		0- 0	AWAY		0- 0			0- 0		2- 5	
2- 4	0- 0		0- 0	NEUTRAL		0- 1			0- 0		2- 3	
0- 13	0- 0		0- 1	CONFERENCE		0- 2			0- 6		0- 4	
0- 5	0- 0		0- 0	HOME		0- 0			0- 3		0- 2	
0- 8	0- 0		0- 1	AWAY		0- 2			0- 3		0- 2	
0- 0	0- 0		0- 0	NEUTRAL		0- 0			0- 0		0- 0	
RPI S	Opponent	Score	RPI S	Opponent	Score	RPI S	Opponent	Score	RPI S	Opponent	Score	
			50 A St. Louis		0 3	55 A Dayton		1 3	137 A Charlotte		0 3	
						55 N Princeton		0 3	137 H Charlotte		0 3	
						63 A Xavier		0 3	139 A Temple		0 3	
									139 H Temple		0 3	
									143 A George Washi ngton		0 3	
									143 H George Washi ngton		0 3	
									163 A Fordham		0 3	
									163 H Fordham		1 3	
									165 H Villanova		1 3	
									168 A Bucknel l		0 3	
									168 H Bucknel l		2 3	
									175 A Penn		0 3	
									207 A Duquesne		0 3	
									209 N UMBC		0 3	
									211 A Lafayette		2 3	
									224 A Col gate		1 3	
									244 H Rhode Isl and		0 3	
									248 N Youngstown St.		0 3	
									251 H Md. -East. Shore		3 1	
									260 A Fai rlei gh Di cki nson		3 1	
									263 H UNC Wi lmi ngton		3 1	
									280 A Navy		0 3	
									291 H Lehi gh		3 1	
									293 A Loyol a (Md.)		3 0	
									294 H Ri der		3 1	
									294 N Ri der		3 1	
									295 H Del aware St.		3 0	
									296 N Wagner		2 3	
									304 N Provi dence		3 2	
			LAST 10 DIVISION I GAMES			139A Temple		0 3				
			137 A Charlotte		0 3	260A Fai rlei gh Di cki nson		3 1				
			143 A George Washi ngton		0 3	143H George Washi ngton		0 3				
			139 H Temple		0 3	137H Charlotte		0 3				
			291 H Lehi gh		3 1	55 A Dayton		1 3				
			163 A Fordham		0 3							

Non-Div. I Games

La Salle

Average RPI			Win 277	WON-LOST		WINNING		LAST 10		OPPONENT		OPP.	STRENGTH	TEAM	ADJ	CONF.	ADJ	CONF.					
Average RPI			Loss186	RECORD		PCT. RANK		GAMES		SUCCESS		OF	SCHEDULE	RPI	RPI	RPI	RPI	RPI					
DIV. I ONLY				11- 21		233		5- 5		277		263		267	270	27		28					
DIV. I NON-CONF				2- 7		275		0- 0		181		199		252	244	29		28					
TOTALS			RPI	1-25		RPI		26-50		W-L RECORDS		RPI		51-100		RPI		101-150		RPI		150+	
11- 21			0- 1				0- 0		OVERALL				0- 4				1- 4		10- 12				
4- 6			0- 0				0- 0		HOME				0- 1				1- 0		3- 5				
1- 12			0- 1				0- 0		AWAY				0- 1				0- 3		1- 7				
6- 3			0- 0				0- 0		NEUTRAL				0- 2				0- 1		6- 0				
2- 7			0- 1				0- 0		NON-CONFERENCE				0- 1				0- 3		2- 2				
0- 1			0- 0				0- 0		HOME				0- 0				0- 0		0- 1				
0- 4			0- 1				0- 0		AWAY				0- 0				0- 2		0- 1				
2- 2			0- 0				0- 0		NEUTRAL				0- 1				0- 1		2- 0				
9- 14			0- 0				0- 0		CONFERENCE				0- 3				1- 1		8- 10				
4- 5			0- 0				0- 0		HOME				0- 1				1- 0		3- 4				
1- 8			0- 0				0- 0		AWAY				0- 1				0- 1		1- 6				
4- 1			0- 0				0- 0		NEUTRAL				0- 1				0- 0		4- 0				
RPI S	Opponent			Score		RPI S	Opponent			Score		RPI S	Opponent			Score		RPI S	Opponent			Score	
15 A	Ohio St.			0 3								75 A	Fairfield			0 3		134 A	Seton Hall			0 3	
												75 H	Fairfield			0 3		139 A	Temple			0 3	
												75 N	Fairfield			0 3		141 N	Cleveland St.			0 3	
												92 N	Northern Ill.			0 3		147 A	Siena			0 3	
																		147 H	Siena			3 2	
																		166 A	Canisius			0 3	
																		166 H	Canisius			0 3	
																		190 A	Central Conn. St.			0 3	
																		259 A	Manhattan			1 3	
																		259 H	Manhattan			0 3	
																		260 H	Fairleigh Dickinson			1 3	
																		262 A	Marist			2 3	
																		262 H	Marist			3 2	
																		262 N	Marist			3 2	
																		287 A	St. Peter's			0 3	
																		287 H	St. Peter's			3 0	
																		291 N	Lehigh			3 1	
																		291 N	Lehigh			3 0	
																		293 A	Loyola (Md.)			2 3	
																		293 H	Loyola (Md.)			1 3	
																		293 N	Loyola (Md.)			3 2	
																		294 A	Rider			0 3	
																		294 H	Rider			0 3	
																		294 N	Rider			3 0	
																		306 A	Niagara			3 0	
																		306 H	Niagara			3 0	
																		306 N	Niagara			3 2	

Non-Div. I Games

l ona

Average RPI Win 261 Loss186				WON-LOST RECORD		WINNING PCT. RANK		LAST 10 GAMES		OPPONENT OPP. STRENGTH SUCCESS OF SCHEDULE		TEAM RPI	ADJ RPI	CONF. RPI	ADJ CONF. RPI		
DIV. I ONLY				9- 19		240		3- 7		250		261		271		29	
DIV. I NON-CONF				5- 8		208		1- 0		128		195		205		28	
TOTALS		RPI 1-25		RPI 26-50		W-L RECORDS		RPI 51-100		RPI 101-150		RPI 150+					
9- 19		0- 0		0- 1		OVERALL		0- 3		1- 3		8- 12					
3- 4		0- 0		0- 0		HOME		0- 1		1- 0		2- 3					
1- 12		0- 0		0- 0		AWAY		0- 2		0- 1		1- 9					
5- 3		0- 0		0- 1		NEUTRAL		0- 0		0- 2		5- 0					
5- 8		0- 0		0- 1		NON-CONFERENCE		0- 1		1- 3		4- 3					
1- 0		0- 0		0- 0		HOME		0- 0		1- 0		0- 0					
0- 5		0- 0		0- 0		AWAY		0- 1		0- 1		0- 3					
4- 3		0- 0		0- 1		NEUTRAL		0- 0		0- 2		4- 0					
4- 11		0- 0		0- 0		CONFERENCE		0- 2		0- 0		4- 9					
2- 4		0- 0		0- 0		HOME		0- 1		0- 0		2- 3					
1- 7		0- 0		0- 0		AWAY		0- 1		0- 0		1- 6					
1- 0		0- 0		0- 0		NEUTRAL		0- 0		0- 0		1- 0					
RPI S	Opponent	Score		RPI S	Opponent	Score		RPI S	Opponent	Score		RPI S	Opponent	Score			
				47 N	Mi ddl e Tenn.	0	3	64 A	Winthrop	0	3	102 H	East Tenn. St.	3	2		
								64 H	Winthrop	0	3	107 A	James Madi son	1	3		
								88 A	Appal achi an St.	1	3	114 N	North Texas	0	3		
												115 N	Marshall	2	3		
												159 A	Army	0	3		
												198 N	Southern Mi ss.	3	2		
												222 A	Li berty	0	3		
												222 H	Li berty	2	3		
												226 A	Sam Houston St.	0	3		
												241 A	UNC Asheville	1	3		
												241 A	UNC Asheville	0	3		
												241 H	UNC Asheville	1	3		
												254 A	Bi rmi ngham-So.	2	3		
												254 H	Bi rmi ngham-So.	0	3		
												274 N	Loui si ana Tech	3	2		
												280 N	Navy	3	0		
												288 A	Hi gh Poi nt	1	3		
												288 H	Hi gh Poi nt	3	2		
												289 A	Coastal Caro.	0	3		
												289 H	Coastal Caro.	3	0		
												299 A	Wofford	2	3		
												301 N	Ci tadel	3	0		
												309 A	Charleston So.	3	1		
												309 N	Charleston So.	3	1		
LAST 10 DIVISION I GAMES																	
241 A UNC Asheville				0 3				254 H Bi rmi ngham-So.				0 3					
102 H East Tenn. St.				3 2				241 H UNC Asheville				1 3					
222 H Li berty				2 3				289 A Coastal Caro.				0 3					
64 H Winthrop				0 3				309 A Charleston So.				3 1					
288 H Hi gh Poi nt				3 2				64 A Winthrop				0 3					

Ra
d
fo
r
d

Non-Div. I Games

Radford

Average RPI	W n 251	WON-LOST	WINNING	LAST 10	OPPONENT	OPP.	STRENGTH	TEAM	ADJ	CONF.	ADJ	CONF.
Average RPI	Loss152	RECORD	PCT. RANK	GAMES	SUCCESS	OF	SCHEDULE	RPI	RPI	RPI	RPI	RPI
DIV. I ONLY		6- 22	284	2- 8	228		194	271	272	19	20	
DIV. I NON-CONF		3- 10	271	0- 1	263		205	284	281	18	19	
TOTALS	RPI 1-25		RPI 26-50	W-L RECORDS		RPI 51-100			RPI 101-150		RPI 150+	
6- 22	0- 0		0- 5	OVERALL		0- 1			0- 2		6- 14	
5- 9	0- 0		0- 1	HOME		0- 1			0- 1		5- 6	
1- 10	0- 0		0- 2	AWAY		0- 0			0- 1		1- 7	
0- 3	0- 0		0- 2	NEUTRAL		0- 0			0- 0		0- 1	
3- 10	0- 0		0- 3	NON-CONFERENCE		0- 1			0- 0		3- 6	
3- 4	0- 0		0- 0	HOME		0- 1			0- 0		3- 3	
0- 4	0- 0		0- 1	AWAY		0- 0			0- 0		0- 3	
0- 2	0- 0		0- 2	NEUTRAL		0- 0			0- 0		0- 0	
3- 12	0- 0		0- 2	CONFERENCE		0- 0			0- 2		3- 8	
2- 5	0- 0		0- 1	HOME		0- 0			0- 1		2- 3	
1- 6	0- 0		0- 1	AWAY		0- 0			0- 1		1- 4	
0- 1	0- 0		0- 0	NEUTRAL		0- 0			0- 0		0- 1	
RPI S	Opponent	Score	RPI S	Opponent	Score	RPI S	Opponent	Score	RPI S	Opponent	Score	
			27 N	Duke	0 3	90 H	IPFW	1 3	141 A	Cleveland St.	0 3	
			36 A	Arizona St.	1 3				141 H	Cleveland St.	0 3	
			38 A	Wis.-Milwaukee	0 3				159 H	Army	1 3	
			38 H	Wis.-Milwaukee	0 3				171 H	Ball St.	0 3	
			48 N	Notre Dame	0 3				177 A	Wis.-Green Bay	1 3	
									177 H	Wis.-Green Bay	2 3	
									179 A	Ill.-Chicago	0 3	
									179 H	Ill.-Chicago	1 3	
									179 N	Ill.-Chicago	0 3	
									188 A	Loyola (Ill.)	1 3	
									188 H	Loyola (Ill.)	3 2	
									195 A	Wright St.	0 3	
									195 H	Wright St.	2 3	
									196 H	Evansville	3 2	
									232 A	Western Ill.	0 3	
									238 H	Eastern Ill.	1 3	
									240 A	IUPUI	0 3	
									248 A	Youngstown St.	3 1	
									248 H	Youngstown St.	3 0	
									275 A	DePaul	1 3	
									308 H	Kennesaw St.	3 0	
									316 H	Chicago St.	3 0	
LAST 10 DIVISION I GAMES												
			179 N	Ill.-Chicago	0 3	195 H	Wright St.	2 3				
			177 H	Wis.-Green Bay	2 3	90 H	IPFW	1 3				
			38 H	Wis.-Milwaukee	0 3	179 H	Ill.-Chicago	1 3				
			141 A	Cleveland St.	0 3	188 H	Loyola (Ill.)	3 2				
			248 A	Youngstown St.	3 1	38 A	Wis.-Milwaukee	0 3				

Non-Div. I Games St. Joseph's (Ind.) 0 Marian (Ind.) 3 1

Butler

Average RPI	Win 310	WON-LOST	WINNING	LAST 10	OPPONENT	OPP.	STRENGTH	TEAM	ADJ.	CONF.	ADJ. CONF.
Average RPI	Loss203	RECORD	PCT. RANK	GAMES	SUCCESS	OF	SCHEDULE	RPI	RPI	RPI	RPI
DIV. I ONLY		9- 12	190	5- 5	312		316	290	273	32	32
DIV. I NON-CONF		3- 6	228	1- 1	308		306	303	293	32	31
<hr/>											
TOTALS	RPI 1-25		RPI 26-50		W-L RECORDS		RPI 51-100		RPI 101-150		RPI 150+
9- 12	0- 0		0- 0		OVERALL		0- 1		0- 0		9- 11
3- 6	0- 0		0- 0		HOME		0- 1		0- 0		3- 5
2- 2	0- 0		0- 0		AWAY		0- 0		0- 0		2- 2
4- 4	0- 0		0- 0		NEUTRAL		0- 0		0- 0		4- 4
3- 6	0- 0		0- 0		NON-CONFERENCE		0- 0		0- 0		3- 6
1- 3	0- 0		0- 0		HOME		0- 0		0- 0		1- 3
1- 2	0- 0		0- 0		AWAY		0- 0		0- 0		1- 2
1- 1	0- 0		0- 0		NEUTRAL		0- 0		0- 0		1- 1
6- 6	0- 0		0- 0		CONFERENCE		0- 1		0- 0		6- 5
2- 3	0- 0		0- 0		HOME		0- 1		0- 0		2- 2
1- 0	0- 0		0- 0		AWAY		0- 0		0- 0		1- 0
3- 3	0- 0		0- 0		NEUTRAL		0- 0		0- 0		3- 3
RPI S	Opponent	Score	RPI S	Opponent	Score	RPI S	Opponent	Score	RPI S	Opponent	Score
						81 H	Florida A&M	0 3	154 H	North Fla.	1 3
									154 N	North Fla.	0 3
									161 N	Morgan St.	1 3
									186 A	Jacksonville	0 3
									186 H	Jacksonville	1 3
									193 A	Fla. Atlantic	0 3
									251 N	Md. -East. Shore	0 3
									252 H	N. C. A&T	0 3
									252 N	N. C. A&T	1 3
									268 H	Stetson	2 3
									290 N	Howard	3 0
									295 H	Delaware St.	1 3
									301 A	Citadel	3 0
									302 N	Coppin St.	3 2
									312 A	South Carolina St.	3 2
									312 H	South Carolina St.	3 0
									315 N	Hampton	3 1
									318 H	Norfolk St.	3 1
									320 H	Savannah St.	3 1
									320 N	Savannah St.	3 0
LAST 10 DIVISION I GAMES											
252 N	N. C. A&T	1 3	186 H	Jacksonville	1 3						
318 H	Norfolk St.	3 1	312 H	South Carolina St.	3 0						
320 H	Savannah St.	3 1	251 N	Md. -East. Shore	0 3						
81 H	Florida A&M	0 3	302 N	Coppin St.	3 2						
252 H	N. C. A&T	0 3	315 N	Hampton	3 1						

Non-Div. I Games

Bethune-Cookman

Average RPI Win 223 Average RPI Loss140				WON-LOST RECORD		WINNING PCT. RANK		LAST 10 GAMES		OPPONENT OPP. STRENGTH SUCCESS OF SCHEDULE		TEAM RPI	ADJ RPI	CONF. RPI	ADJ CONF. RPI		
DIV. I ONLY				6- 28		294		0- 10		168		173	263	274	11	10	
DIV. I NON-CONF				6- 11		226		0- 0		110		227	203	220	9	9	
TOTALS		RPI 1-25		RPI 26-50		W-L RECORDS		RPI 51-100		RPI 101-150		RPI 150+					
6- 28		0- 2		0- 3		OVERALL		0- 2		1- 6		5- 15					
3- 10		0- 1		0- 2		HOME		0- 0		0- 3		3- 4					
1- 10		0- 1		0- 1		AWAY		0- 2		0- 2		1- 4					
2- 8		0- 0		0- 0		NEUTRAL		0- 0		1- 1		1- 7					
6- 11		0- 0		0- 1		NON-CONFERENCE		0- 2		1- 2		5- 6					
3- 2		0- 0		0- 1		HOME		0- 0		0- 1		3- 0					
1- 2		0- 0		0- 0		AWAY		0- 2		0- 0		1- 0					
2- 7		0- 0		0- 0		NEUTRAL		0- 0		1- 1		1- 6					
0- 17		0- 2		0- 2		CONFERENCE		0- 0		0- 4		0- 9					
0- 8		0- 1		0- 1		HOME		0- 0		0- 2		0- 4					
0- 8		0- 1		0- 1		AWAY		0- 0		0- 2		0- 4					
0- 1		0- 0		0- 0		NEUTRAL		0- 0		0- 0		0- 1					
RPI S	Opponent			Score		RPI S	Opponent			Score		RPI S	Opponent			Score	
12 A	Hawai i			0 3		29 A	New Mexico St.			0 3		54 A	Wichi ta St.			0 3	
12 H	Hawai i			0 3		29 H	New Mexi co St.			1 3		83 A	Memphi s			0 3	
						43 H	Stephen F. Austin			0 3							

Non-Di v. I Games

Louisi ana Tech

Average RPI	W n 249	WON-LOST	WINNING	LAST 10	OPPONENT	OPP.	STRENGTH	TEAM	ADJ	CONF.	ADJ CONF.
Average RPI	Loss146	RECORD	PCT. RANK	GAMES	SUCCESS	OF	SCHEDULE	RPI	RPI	RPI	RPI
DIV. I ONLY		5- 25	297	1- 9	187		199	275	275	12	13
DIV. I NON-CONF		5- 11	245	1- 0	189		264	244	250	11	11
TOTALS	RPI 1-25		RPI 26-50	W-L RECORDS		RPI 51-100			RPI 101-150	RPI 150+	
5- 25	0- 2		0- 1	OVERALL		0- 5			0- 3	5- 14	
1- 6	0- 1		0- 0	HOME		0- 2			0- 1	1- 2	
1- 15	0- 1		0- 1	AWAY		0- 2			0- 1	1- 10	
3- 4	0- 0		0- 0	NEUTRAL		0- 1			0- 1	3- 2	
5- 11	0- 0		0- 0	NON-CONFERENCE		0- 2			0- 1	5- 8	
1- 0	0- 0		0- 0	HOME		0- 0			0- 0	1- 0	
1- 7	0- 0		0- 0	AWAY		0- 1			0- 0	1- 6	
3- 4	0- 0		0- 0	NEUTRAL		0- 1			0- 1	3- 2	
0- 14	0- 2		0- 1	CONFERENCE		0- 3			0- 2	0- 6	
0- 6	0- 1		0- 0	HOME		0- 2			0- 1	0- 2	
0- 8	0- 1		0- 1	AWAY		0- 1			0- 1	0- 4	
0- 0	0- 0		0- 0	NEUTRAL		0- 0			0- 0	0- 0	
RPI S Opponent	Score	RPI S Opponent	Score	RPI S Opponent	Score	RPI S Opponent	Score	RPI S Opponent	Score		
21 A Louisville	0 3	48 A Notre Dame	0 3	59 A Cincinnati	0 3	108 H Pittsburgh	0 3				
24 H St. John's (N.Y.)	0 3			83 A Memphis	0 3	122 N Murray St.	0 3				
				84 N Illinois St.	1 3	134 A Seton Hall	0 3				
				85 H Marquette	0 3	157 A Valparaiso	1 3				
				97 H Connecticut	1 3	157 N Valparaiso	0 3				
						165 A Villanova	0 3				
						167 N UTSA	3 1				
						173 A South Fla.	1 3				
						177 A Wis.-Green Bay	2 3				
						179 A Ill.-Chicago	0 3				
						185 A Rice	0 3				
						188 N Loyola (Ill.)	0 3				
						200 H Syracuse	1 3				
						204 A Georgetown	0 3				
						232 A Western Ill.	0 3				
						235 N Central Ark.	3 1				
						238 A Eastern Ill.	0 3				
						249 A Rutgers	2 3				
						256 N Alabama A&M	3 0				
						272 H Butler	3 1				
						285 H West Virginia	0 3				
						316 A Chicago St.	3 0				
LAST 10 DIVISION I GAMES											
108 H Pittsburgh	0 3	21 A Louisville	0 3								
285 H West Virginia	0 3	97 H Connecticut	1 3								
204 A Georgetown	0 3	24 H St. John's (N.Y.)	0 3								
173 A South Fla.	1 3	48 A Notre Dame	0 3								
59 A Cincinnati	0 3	316 A Chicago St.	3 0								

Non-Div. I Games

DePaul

Average RPI Win 266 Loss161			WON-LOST RECORD		WINNING PCT. RANK		LAST 10 GAMES		OPPONENT OPP. STRENGTH SUCCESS OF SCHEDULE		TEAM RPI	ADJ RPI	CONF. RPI	ADJ CONF. RPI	
DIV. I ONLY			8- 28		281		2- 8		216		240	270	276	22	22
DIV. I NON-CONF			4- 13		270		0- 1		178		206	251	249	25	24
TOTALS			RPI 1-25		RPI 26-50		W-L RECORDS		RPI 51-100		RPI 101-150		RPI 150+		
8- 28			0- 0		0- 0		OVERALL		0- 6		1- 6		7- 16		
3- 10			0- 0		0- 0		HOME		0- 1		0- 1		3- 8		
3- 11			0- 0		0- 0		AWAY		0- 4		0- 3		3- 4		
2- 7			0- 0		0- 0		NEUTRAL		0- 1		1- 2		1- 4		
4- 13			0- 0		0- 0		NON-CONFERENCE		0- 3		1- 4		3- 6		
2- 2			0- 0		0- 0		HOME		0- 0		0- 0		2- 2		
0- 5			0- 0		0- 0		AWAY		0- 2		0- 2		0- 1		
2- 6			0- 0		0- 0		NEUTRAL		0- 1		1- 2		1- 3		
4- 15			0- 0		0- 0		CONFERENCE		0- 3		0- 2		4- 10		
1- 8			0- 0		0- 0		HOME		0- 1		0- 1		1- 6		
3- 6			0- 0		0- 0		AWAY		0- 2		0- 1		3- 3		
0- 1			0- 0		0- 0		NEUTRAL		0- 0		0- 0		0- 1		
RPI S	Opponent	Score	RPI S	Opponent	Score	RPI S	Opponent	Score	RPI S	Opponent	Score	RPI S	Opponent	Score	
						53 A	Mississippi	0 3	102 A	East Tenn. St.	0 3				
						76 N	South Carolina	0 3	108 N	Pittsburgh	0 3				
						86 A	Clemson	0 3	109 A	Furman	0 3				
						87 A	Col. of Charleston	0 3	109 H	Furman	0 3				
						87 H	Col. of Charleston	1 3	117 A	Morehead St.	0 3				
						88 A	Appalachian St.	0 3	129 N	Tennessee St.	1 3				
									137 N	Charlotte	3 2				
									152 N	Southeast Mo. St.	0 3				
									153 H	Davidson	1 3				
									157 H	Valparaiso	0 3				
									164 A	UNC Greensboro	0 3				
									164 H	UNC Greensboro	2 3				
									203 N	Ark.-Little Rock	1 3				
									217 A	Gardner-Webb	0 3				
									221 H	Kent St.	0 3				
									230 A	Ga. Southern	3 2				
									230 H	Ga. Southern	1 3				
									230 N	Ga. Southern	0 3				
									233 A	Chattanooga	0 3				
									233 H	Chattanooga	0 3				
									235 N	Central Ark.	2 3				
									236 A	Elon	0 3				
									236 H	Elon	0 3				
									267 N	Air Force	3 1				
						230 N	Ga. Southern	1 3	288 H	High Point	3 2				
						109 H	Furman	3 0	299 A	Wofford	3 0				
						87 A	Col. of Charleston	0 3	236 A	Elon	0 3				
						301 A	Citadel	3 2	164 A	UNC Greensboro	0 3				
						102 A	East Tenn. St.	0 3	233 A	Chattanooga	0 3				

Non-Di v. I Games

Western Caro.

Western Caro.

Average RPI	W n 276	WON-LOST	WINNING	LAST 10	OPPONENT	OPP.	STRENGTH	TEAM	ADJ	CONF.	ADJ	CONF.
Average RPI	Loss137	RECORD	PCT. RANK	GAMES	SUCCESS	OF	SCHEDULE	RPI	RPI	RPI	RPI	RPI
DIV. I ONLY		5- 25	297	1- 9	222		166	282	277	10		12
DIV. I NON-CONF		4- 8	228	1- 0	276		266	274	270	10		10
<hr/>												
TOTALS	RPI 1-25		RPI 26-50		W-L RECORDS		RPI 51-100			RPI 101-150		RPI 150+
5- 25	0- 0		0- 4		OVERALL		0- 7			0- 1		5- 13
1- 9	0- 0		0- 2		HOME		0- 3			0- 0		1- 4
2- 12	0- 0		0- 2		AWAY		0- 3			0- 0		2- 7
2- 4	0- 0		0- 0		NEUTRAL		0- 1			0- 1		2- 2
4- 8	0- 0		0- 0		NON-CONFERENCE		0- 1			0- 1		4- 6
0- 1	0- 0		0- 0		HOME		0- 0			0- 0		0- 1
2- 3	0- 0		0- 0		AWAY		0- 0			0- 0		2- 3
2- 4	0- 0		0- 0		NEUTRAL		0- 1			0- 1		2- 2
1- 17	0- 0		0- 4		CONFERENCE		0- 6			0- 0		1- 7
1- 8	0- 0		0- 2		HOME		0- 3			0- 0		1- 3
0- 9	0- 0		0- 2		AWAY		0- 3			0- 0		0- 4
0- 0	0- 0		0- 0		NEUTRAL		0- 0			0- 0		0- 0
RPI S	Opponent	Score	RPI S	Opponent	Score	RPI S	Opponent	Score	RPI S	Opponent	Score	
			28 A UNI	0	3	54 A Wi chi ta St.	0	3	141 N Cl evel and St.	0	3	
			28 H UNI	0	3	54 H Wi chi ta St.	0	3	177 N Wi s. -Green Bay	1	3	
			37 A Mi ssouri St.	0	3	58 A Crei ghton	0	3	187 A Central Mi ch.	0	3	
			37 H Mi ssouri St.	1	3	58 H Crei ghton	0	3	196 A Evansvi lle	0	3	
						65 N Bowl i ng Green	0	3	196 H Evansvi lle	2	3	
						84 A Ill i nois St.	0	3	197 A Southern Ill.	1	3	
						84 H Ill i nois St.	0	3	197 H Southern Ill.	1	3	
									202 A Robert Morris	0	3	
									207 A Duquesne	0	3	
									219 N Idaho St.	0	3	
									227 N St. Francis (Pa.)	3	2	
									229 A Bradl ey	0	3	
									229 H Bradl ey	0	3	
									234 A Drake	0	3	
									234 H Drake	3	1	
									238 H Eastern Ill.	2	3	
									295 N Del aware St.	3	0	
									307 A Oakl and	3	1	
									316 A Chi cago St.	3	0	
<hr/>												
LAST 10 DIVISION I GAMES												
			54 A Wi chi ta St.	0	3	84 A Ill i nois St.	0	3				
			37 A Mi ssouri St.	0	3	234A Drake	0	3				
			229 H Bradl ey	0	3	58 A Crei ghton	0	3				
			28 H UNI	0	3	197H Southern Ill.	1	3				
			316 A Chi cago St.	3	0	196H Evansvi lle	2	3				

Non-Di v. I Games

Indiana St.

Average RPI	W n 274	WON-LOST	WINNING	LAST 10	OPPONENT	OPP.	STRENGTH	TEAM	ADJ	CONF.	ADJ	CONF.
Average RPI	Loss158	RECORD	PCT. RANK	GAMES	SUCCESS	OF	SCHEDULE	RPI	RPI	RPI	RPI	RPI
DIV. I ONLY		6- 24	286	0- 10	275		205	296	278	20		18
DIV. I NON-CONF		5- 9	224	0- 0	292		230	276	271	20		20
TOTALS	RPI 1-25		RPI 26-50	W-L RECORDS		RPI 51-100			RPI 101-150		RPI 150+	
6- 24	0- 0		0- 0	OVERALL		0- 3			0- 11		6- 10	
5- 8	0- 0		0- 0	HOME		0- 1			0- 5		5- 2	
0- 11	0- 0		0- 0	AWAY		0- 1			0- 3		0- 7	
1- 5	0- 0		0- 0	NEUTRAL		0- 1			0- 3		1- 1	
5- 9	0- 0		0- 0	NON-CONFERENCE		0- 1			0- 4		5- 4	
4- 1	0- 0		0- 0	HOME		0- 0			0- 1		4- 0	
0- 3	0- 0		0- 0	AWAY		0- 0			0- 0		0- 3	
1- 5	0- 0		0- 0	NEUTRAL		0- 1			0- 3		1- 1	
1- 15	0- 0		0- 0	CONFERENCE		0- 2			0- 7		1- 6	
1- 7	0- 0		0- 0	HOME		0- 1			0- 4		1- 2	
0- 8	0- 0		0- 0	AWAY		0- 1			0- 3		0- 4	
0- 0	0- 0		0- 0	NEUTRAL		0- 0			0- 0		0- 0	
RPI S	Opponent	Score	RPI S	Opponent	Score	RPI S	Opponent	Score	RPI S	Opponent	Score	
						61 A Jacksonville St.	0	3	105 N Utah Valley St.	0	3	
						61 H Jacksonville St.	0	3	109 N Furman	0	3	
						78 N Belmont	1	3	116 H Eastern Ky.	0	3	
									117 H Morehead St.	1	3	
									122 A Murray St.	0	3	
									129 A Tennessee St.	0	3	
									129 H Tennessee St.	0	3	
									135 A Tennessee Tech	1	3	
									135 H Tennessee Tech	0	3	
									137 H Charlotte	2	3	
									149 N Auburn	1	3	
									152 A Southeast Mo. St.	1	3	
									152 H Southeast Mo. St.	0	3	
									184 A Tenn. -Martin	0	3	
									214 N Lipscomb	1	3	
									220 A UCF	0	3	
									233 H Chattanooga	3	1	
									238 A Eastern Ill.	0	3	
									238 H Eastern Ill.	2	3	
									241 H UNC Asheville	3	0	
									254 A Birmingham-So.	1	3	
									264 A Austin Peay	2	3	
									264 H Austin Peay	3	0	
									283 A South Ala.	1	3	
									284 H La. -Monroe	3	0	
									308 H Kennesaw St.	3	1	
									314 N Southeastern La.	3	1	
LAST 10 DIVISION I GAMES												
238 H Eastern Ill.	2	3	61 H Jacksonville St.	0	3	284 H La. -Monroe	3	0	308 H Kennesaw St.	3	1	
152 H Southeast Mo. St.	0	3	152A Southeast Mo. St.	1	3	238A Eastern Ill.	0	3	314 N Southeastern La.	3	1	
184 A Tenn. -Martin	0	3	116H Eastern Ky.	0	3	117H Morehead St.	1	3				
122 A Murray St.	0	3										
135 H Tennessee Tech	0	3										

Non-Div. I Games

Samford

Average RPI			W n 285	WON-LOST		W N N I N G		LAST 10		OPPONENT OPP.		STRENGTH	TEAM	ADJ	CONF.	ADJ CONF.							
Loss174				RECORD	PCT.	RANK	GAMES			SUCCESS	OF	SCHEDULE	RPI	RPI	RPI	RPI							
D I V. I ONLY				9- 22		259	2- 8			242		257	264	279	23	23							
D I V. I NON-CONF				6- 9		203	0- 0			177		258	217	229	23	23							
TOTALS			RPI	1-25		RPI		26-50		W-L RECORDS		RPI		51-100		RPI		101-150		RPI		150+	
9- 22			0- 2				0- 1		OVERALL				0- 2				0- 1		9- 16				
3- 6			0- 0				0- 0		HOME				0- 0				0- 0		3- 6				
2- 11			0- 1				0- 1		AWAY				0- 0				0- 1		2- 8				
4- 5			0- 1				0- 0		NEUTRAL				0- 2				0- 0		4- 2				
6- 9			0- 2				0- 0		NON-CONFERENCE				0- 2				0- 0		6- 5				
1- 1			0- 0				0- 0		HOME				0- 0				0- 0		1- 1				
1- 3			0- 1				0- 0		AWAY				0- 0				0- 0		1- 2				
4- 5			0- 1				0- 0		NEUTRAL				0- 2				0- 0		4- 2				
3- 13			0- 0				0- 1		CONFERENCE				0- 0				0- 1		3- 11				
2- 5			0- 0				0- 0		HOME				0- 0				0- 0		2- 5				
1- 8			0- 0				0- 1		AWAY				0- 0				0- 1		1- 6				
0- 0			0- 0				0- 0		NEUTRAL				0- 0				0- 0		0- 0				
RPI S	Opponent			Score		RPI S	Opponent			Score		RPI S	Opponent			Score		RPI S	Opponent			Score	
3 N	Penn St.			0	3	43 A	Stephen F. Austin			0	3	73 N	Tul sa			0	3	106 A	Texas-Arlington			2	3
11 A	LSU			0	3							89 N	UAB			0	3	167 H	UTSA			0	3
																		178 A	Texas St.			0	3
																		185 N	Ri ce			0	3
																		187 N	Central Mi ch.			0	3
																		194 A	McNeese St.			2	3
																		194 H	McNeese St.			0	3
																		198 H	Southern Mi ss.			1	3
																		226 A	Sam Houston St.			0	3
																		231 H	A&M-Corpus Christi			2	3
																		235 A	Central Ark.			0	3
																		235 H	Central Ark.			3	1
																		241 N	UNC Asheville			3	1
																		247 A	Northwestern St.			0	3
																		247 H	Northwestern St.			1	3
																		250 A	Lamar			1	3
																		250 H	Lamar			0	3
																		254 A	Bi rmi ngham-So.			1	3
																		257 A	Mercer			1	3
																		283 N	South Ala.			3	2
																		284 H	La. -Monroe			3	1
																		292 A	Centenary (La.)			3	1
																		297 N	Jackson St.			3	0
																		305 N	Southern U.			3	0
																		314 A	Southeastern La.			3	0
																		314 H	Southeastern La.			3	0

Non-Div. I Games

Ni chol l s St.

[illegible]

Non-Div. I Games

Navy

[illegible]

Non-Di v. I	Games	N. C. Central	3	1	Wi nston-Sal em	3	0
-------------	-------	---------------	---	---	-----------------	---	---

Campbel I

Loss, Non-Conf, S Site, H Home, A Away, N Neutral

Average RPI			Win 291	WON-LOST RECORD		WINNING PCT. RANK		LAST 10 GAMES		OPPONENT SUCCESS		OPP. STRENGTH OF SCHEDULE	TEAM RPI	ADJ RPI	CONF. RPI	ADJ CONF. RPI			
DIV. I ONLY				9- 21		253		4- 5		253		291	274	282	21	21			
DIV. I NON-CONF				9- 21		250		4- 5		232		295	261	295	21	21			
TOTALS			RPI	1-25		RPI		26-50		W-L RECORDS		RPI		51-100		RPI	101-150	RPI	150+
9- 21			0- 0				0- 1		OVERALL				0- 3				0- 1		9- 16
5- 3			0- 0				0- 0		HOME				0- 1				0- 0		5- 2
1- 11			0- 0				0- 0		AWAY				0- 1				0- 1		1- 9
3- 7			0- 0				0- 1		NEUTRAL				0- 1				0- 0		3- 5
9- 21			0- 0				0- 1		NON-CONFERENCE				0- 3				0- 1		9- 16
5- 3			0- 0				0- 0		HOME				0- 1				0- 0		5- 2
1- 11			0- 0				0- 0		AWAY				0- 1				0- 1		1- 9
3- 7			0- 0				0- 1		NEUTRAL				0- 1				0- 0		3- 5
0- 0			0- 0				0- 0		CONFERENCE				0- 0				0- 0		0- 0
0- 0			0- 0				0- 0		HOME				0- 0				0- 0		0- 0
0- 0			0- 0				0- 0		AWAY				0- 0				0- 0		0- 0
0- 0			0- 0				0- 0		NEUTRAL				0- 0				0- 0		0- 0
RPI	S	Opponent	Score		RPI	S	Opponent	Score		RPI	S	Opponent	Score		RPI	S	Opponent	Score	
					35	N	Hofstra	0	3	66	H	San Francisco	0	3	103	A	Long Island	0	3
										72	A	American	0	3	159	A	Army	0	3
										73	N	Tulsa	0	3	159	H	Army	0	3
															163	A	Fordham	0	3
															190	A	Central Conn. St.	0	3
															192	N	Harvard	0	3
															201	A	Dartmouth	0	3
															202	N	Robert Morris	0	3
															211	A	Lafayette	1	3
															237	A	Columbia	0	3
															251	H	Md. -East. Shore	2	3
															259	H	Manhattan	3	0
															259	N	Manhattan	3	0
															260	A	Fairleigh Dickinson	1	3
															261	N	Maine	0	3
															287	A	St. Peter's	1	3
															287	N	St. Peter's	3	0
															290	N	Howard	3	0
															295	A	Delaware St.	1	3
															296	H	Wagner	3	0
															296	H	Wagner	3	0
															298	N	Hartford	1	3
															303	H	St. Francis (N.Y.)	3	0
															304	N	Providence	1	3
															313	A	Sacred Heart	3	0
															319	H	Quinnipiac	3	0
LAST 10 DIVISION I GAMES																			
					313	A	Sacred Heart	3	0	296	H	Wagner	3	0					
					259	H	Manhattan	3	0	304	N	Providence	1	3					
					251	H	Md. -East. Shore	2	3	295	A	Delaware St.	1	3					
					303	H	St. Francis (N.Y.)	3	0	159	H	Army	0	3					
					190	A	Central Conn. St.	0	3	296	H	Wagner	3	0					

Non-Div. I Games Winston-Salem 3 0

NJIT

Average RPI	W n 269	WON-LOST	WINNING	LAST 10	OPPONENT	OPP.	STRENGTH	TEAM	ADJ	CONF.	ADJ CONF.
Average RPI	Loss162	RECORD	PCT. RANK	GAMES	SUCCESS	OF	SCHEDULE	RPI	RPI	RPI	RPI
DIV. I ONLY		5- 24	295	0- 10	239		226	289	283	18	19
DIV. I NON-CONF		5- 7	196	0- 0	291		279	263	267	19	18
TOTALS	RPI 1-25		RPI 26-50	W-L RECORDS		RPI 51-100			RPI 101-150	RPI 150+	
5- 24	0- 0		0- 2	OVERALL		0- 4			0- 6	5- 12	
2- 8	0- 0		0- 1	HOME		0- 2			0- 2	2- 3	
2- 12	0- 0		0- 1	AWAY		0- 2			0- 4	2- 5	
1- 4	0- 0		0- 0	NEUTRAL		0- 0			0- 0	1- 4	
5- 7	0- 0		0- 0	NON-CONFERENCE		0- 0			0- 2	5- 5	
2- 1	0- 0		0- 0	HOME		0- 0			0- 1	2- 0	
2- 2	0- 0		0- 0	AWAY		0- 0			0- 1	2- 1	
1- 4	0- 0		0- 0	NEUTRAL		0- 0			0- 0	1- 4	
0- 17	0- 0		0- 2	CONFERENCE		0- 4			0- 4	0- 7	
0- 7	0- 0		0- 1	HOME		0- 2			0- 1	0- 3	
0- 10	0- 0		0- 1	AWAY		0- 2			0- 3	0- 4	
0- 0	0- 0		0- 0	NEUTRAL		0- 0			0- 0	0- 0	
RPI S	Opponent	Score	RPI S	Opponent	Score	RPI S	Opponent	Score	RPI S	Opponent	Score
			47 A Middle Tenn.	0	3	62 A Florida Int'l	0	3	104 A Florida St.	0	3
			47 H Middle Tenn.	1	3	62 H Florida Int'l	0	3	112 H Arkansas St.	0	3
						71 A Western Ky.	0	3	114 A North Texas	0	3
						71 H Western Ky.	0	3	128 A New Orleans	0	3
									133 A Denver	0	3
									149 H Auburn	0	3
									187 N Central Mich.	0	3
									193 A Fla. Atlantic	0	3
									193 H Fla. Atlantic	0	3
									198 A Southern Miss.	1	3
									203 H Ark. -Little Rock	2	3
									238 N Eastern Ill.	0	3
									242 N Mississippi Val.	3	1
									245 A Troy	1	3
									245 H Troy	2	3
									246 A La. -Lafayette	0	3
									254 A Birmingham-So.	3	1
									257 A Mercer	3	1
									268 N Stetson	2	3
									278 H Samford	3	1
									279 N Nicholls St.	2	3
									284 A La. -Monroe	0	3
									314 H Southeastern La.	3	1
			LAST 10 DIVISION I GAMES								
			62 A Florida Int'l	0	3	114 A North Texas	0	3			
			193 A Fla. Atlantic	0	3	133 A Denver	0	3			
			71 H Western Ky.	0	3	112 H Arkansas St.	0	3			
			47 H Middle Tenn.	1	3	203 H Ark. -Little Rock	2	3			
			245 A Troy	1	3	128 A New Orleans	0	3			

Non-Div. I Games

South Ala.

Average RPI Win 259 Average RPI Loss160			WON-LOST RECORD	WINNING PCT. RANK	LAST 10 GAMES	OPPONENT SUCCESS	OPP. STRENGTH OF SCHEDULE	TEAM RPI	ADJ RPI	CONF. RPI	ADJ CONF. RPI
DIV. I ONLY			5- 29	300	0- 10	225	216	292	284	18	19
DIV. I NON-CONF			3- 11	280	0- 0	218	229	275	272	19	18
TOTALS			RPI 1-25	RPI 26-50	W-L RECORDS	RPI 51-100		RPI 101-150		RPI 150+	
5- 29			0- 0	0- 1	OVERALL	0- 4		0- 12		5- 12	
2- 7			0- 0	0- 0	HOME	0- 0		0- 4		2- 3	
0- 15			0- 0	0- 1	AWAY	0- 4		0- 5		0- 5	
3- 7			0- 0	0- 0	NEUTRAL	0- 0		0- 3		3- 4	
3- 11			0- 0	0- 0	NON-CONFERENCE	0- 2		0- 4		3- 5	
0- 1			0- 0	0- 0	HOME	0- 0		0- 0		0- 1	
0- 5			0- 0	0- 0	AWAY	0- 2		0- 1		0- 2	
3- 5			0- 0	0- 0	NEUTRAL	0- 0		0- 3		3- 2	
2- 18			0- 0	0- 1	CONFERENCE	0- 2		0- 8		2- 7	
2- 6			0- 0	0- 0	HOME	0- 0		0- 4		2- 2	
0- 10			0- 0	0- 1	AWAY	0- 2		0- 4		0- 3	
0- 2			0- 0	0- 0	NEUTRAL	0- 0		0- 0		0- 2	
RPI S	Opponent		Score	RPI S	Opponent		Score	RPI S	Opponent		Score
				47 A	Mi ddle Tenn.		0 3	62 A	Florida Int'l		0 3
								71 A	Western Ky.		0 3
								79 A	Bayl or		0 3
								99 A	Mi ssi ssi ppi St.		0 3
									112 A Arkansas St.		0 3
									112 H Arkansas St.		1 3
									114 A North Texas		0 3
									114 H North Texas		1 3
									128 A New Orleans		0 3
									128 H New Orleans		0 3
									131 N Houston		0 3
									133 A Denver		2 3
									133 H Denver		2 3
									137 N Charlotte		0 3
									146 A SMU		0 3
									149 N Auburn		0 3
									174 N New Mexi co		2 3
									193 A Fla. Atlanti c		0 3
									203 A Ark. -Li ttle Rock		0 3
									203 H Ark. -Li ttle Rock		0 3
									203 N Ark. -Li ttle Rock		1 3
									213 N Prai ri e View		3 2
									241 N UNC Asheville		0 3
									245 H Troy		2 3
									245 N Troy		0 3
									246 A La. -Lafayette		0 3
									246 H La. -Lafayette		3 1
									247 H Northwestern St.		1 3
									258 N Grambl ing		3 0
									278 A Samford		0 3
									279 A Nichol ls St.		1 3
									283 H South Ala.		3 0
									297 N Jackson St.		3 1
LAST 10 DIVISION I GAMES											
				203 A	Ark. -Li ttle Rock		0 3	246A	La. -Lafayette		0 3
				112 A	Arkansas St.		0 3	128H	New Orleans		0 3
				128 A	New Orleans		0 3	71 A	Western Ky.		0 3
				114 H	North Texas		1 3	47 A	Mi ddle Tenn.		0 3
				133 H	Denver		2 3	133A	Denver		2 3

Non-Div. I Games

La. -Monroe

Average RPI	W n 262	WON-LOST	WINNING	LAST 10	OPPONENT	OPP.	STRENGTH	TEAM	ADJ	CONF.	ADJ	CONF.			
Average RPI	Loss144	RECORD	PCT. RANK	GAMES	SUCCESS	OF	SCHEDULE	RPI	RPI	RPI	RPI	CONF.			
DIV. I ONLY		3- 28	309	1- 9	214		135	294	285	12	13				
DIV. I NON-CONF		1- 16	306	0- 2	235		188	298	304	11	11				
<hr/>															
TOTALS		RPI 1-25	RPI 26-50		W-L RECORDS		RPI 51-100		RPI 101-150		RPI 150+				
3- 28		0- 3	0- 2		OVERALL		0- 4		0- 5		3- 14				
2- 10		0- 2	0- 0		HOME		0- 2		0- 1		2- 5				
1- 11		0- 1	0- 1		AWAY		0- 1		0- 1		1- 7				
0- 7		0- 0	0- 1		NEUTRAL		0- 1		0- 3		0- 2				
1- 16		0- 1	0- 1		NON-CONFERENCE		0- 1		0- 3		1- 10				
1- 4		0- 0	0- 0		HOME		0- 0		0- 0		1- 4				
0- 5		0- 1	0- 0		AWAY		0- 0		0- 0		0- 4				
0- 7		0- 0	0- 1		NEUTRAL		0- 1		0- 3		0- 2				
2- 12		0- 2	0- 1		CONFERENCE		0- 3		0- 2		2- 4				
1- 6		0- 2	0- 0		HOME		0- 2		0- 1		1- 1				
1- 6		0- 0	0- 1		AWAY		0- 1		0- 1		1- 3				
0- 0		0- 0	0- 0		NEUTRAL		0- 0		0- 0		0- 0				
RPI S	Opponent	Score		RPI S	Opponent	Score		RPI S	Opponent	Score		RPI S	Opponent	Score	
3 A	Penn St.	0	3	27 N	Duke	0	3	59 H	Cincinnati	0	3	108 H	Pittsburgh	0	3
21 H	Louisville	1	3	48 A	Notre Dame	0	3	78 N	Belmont	0	3	115 N	Marshall	0	3
24 H	St. John's (N.Y.)	1	3					85 A	Marquette	0	3	116 N	Eastern Ky.	0	3
								97 H	Connecticut	0	3	133 N	Denver	0	3
												134 A	Seton Hall	0	3
												155 H	Indiana	0	3
												165 A	Villanova	2	3
												173 H	South Fla.	1	3
												195 A	Wright St.	0	3
												197 A	Southern Ill.	0	3
												200 A	Syracuse	1	3
												202 H	Robert Morris	1	3
												204 H	Georgetown	3	0
												207 A	Duquesne	0	3
												227 A	St. Francis (Pa.)	1	3
												248 H	Youngstown St.	0	3
												249 A	Rutgers	0	3
												255 H	Akron	0	3
												255 N	Akron	1	3
												264 N	Austin Peay	1	3
												275 A	DePaul	3	0
												307 H	Oakland	3	2
LAST 10 DIVISION I GAMES															
48 A Notre Dame				0	3	207 A Duquesne				0	3				
275 A DePaul				3	0	85 A Marquette				0	3				
59 H Cincinnati				0	3	200 A Syracuse				1	3				
21 H Louisville				1	3	248 H Youngstown St.				0	3				
134 A Seton Hall				0	3	108 H Pittsburgh				0	3				

Non-Div. I Games

West Virginia

Average RPI	Win 289	WON-LOST	WINNING	LAST 10	OPPONENT	OPP.	STRENGTH	TEAM	ADJ	CONF.	ADJ	CONF.
Average RPI	Loss225	RECORD	PCT. RANK	GAMES	SUCCESS	OF	SCHEDULE	RPI	RPI	RPI	RPI	RPI
DIV. I ONLY		7- 17	256	3- 6	237		310	276	286	33	33	
DIV. I NON-CONF		0- 5	308	0- 1	112		202	290	285	33	33	

TOTALS	RPI 1-25		RPI 26-50		W-L RECORDS		RPI 51-100		RPI 101-150		RPI 150+	
7- 17	0- 1		0- 0		OVERALL		0- 0		0- 1		7- 15	
3- 5	0- 0		0- 0		HOME		0- 0		0- 0		3- 5	
1- 7	0- 0		0- 0		AWAY		0- 0		0- 1		1- 6	
3- 5	0- 1		0- 0		NEUTRAL		0- 0		0- 0		3- 4	
0- 5	0- 1		0- 0		NON-CONFERENCE		0- 0		0- 1		0- 3	
0- 0	0- 0		0- 0		HOME		0- 0		0- 0		0- 0	
0- 3	0- 0		0- 0		AWAY		0- 0		0- 1		0- 2	
0- 2	0- 1		0- 0		NEUTRAL		0- 0		0- 0		0- 1	
7- 12	0- 0		0- 0		CONFERENCE		0- 0		0- 0		7- 12	
3- 5	0- 0		0- 0		HOME		0- 0		0- 0		3- 5	
1- 4	0- 0		0- 0		AWAY		0- 0		0- 0		1- 4	
3- 3	0- 0		0- 0		NEUTRAL		0- 0		0- 0		3- 3	
RPI S	Opponent	Score	RPI S	Opponent	Score	RPI S	Opponent	Score	RPI S	Opponent	Score	
14 N	Okla homa	0 3							114 A	North Texas	0 3	
									178 A	Texas St.	0 3	
									213 A	Prairie View	0 3	
									213 A	Prairie View	1 3	
									213 H	Prairie View	2 3	
									213 H	Prairie View	3 2	
									213 H	Prairie View	0 3	
									226 N	Sam Houston St.	0 3	
									242 H	Mississippi Val.	0 3	
									242 H	Mississippi Val.	0 3	
									242 N	Mississippi Val.	1 3	
									256 N	Alabama A&M	3 2	
									258 A	Grambling	1 3	
									258 H	Grambling	1 3	
									292 A	Centenary (La.)	0 3	
									297 N	Jackson St.	0 3	
									297 N	Jackson St.	0 3	
									305 A	Southern U.	1 3	
									305 H	Southern U.	3 1	
									310 A	Ark. -Pine Bluff	3 1	
									310 H	Ark. -Pine Bluff	3 0	
									310 N	Ark. -Pine Bluff	3 2	
									317 N	Alcorn St.	3 0	

LAST 10 DIVISION I GAMES												
									297 N	Jackson St.	0 3	
									256 N	Alabama A&M	3 2	
									317 N	Alcorn St.	3 0	
									242 N	Mississippi Val.	1 3	
									258 A	Grambling	1 3	
									292 A	Centenary (La.)	0 3	
									213 H	Prairie View	3 2	
									258 H	Grambling	1 3	
									213 A	Prairie View	1 3	
									310 A	Ark. -Pine Bluff	3 1	

Non-Div. I Games Ark. -Monticello 0 3 Houston Baptist 0 3

Texas Southern

Average RPI	W n 294	WON-LOST	WINNING	LAST 10	OPPONENT	OPP.	STRENGTH	TEAM	ADJ	CONF.	ADJ	CONF.
Average RPI	Loss208	RECORD	PCT. RANK	GAMES	SUCCESS	OF	SCHEDULE	RPI	RPI	RPI	RPI	RPI
DIV. I ONLY		15- 24	219	4- 6	300		298	281	287	27		28
DIV. I NON-CONF		7- 10	199	0- 1	281		313	266	277	29		28
TOTALS	RPI 1-25		RPI 26-50	W-L RECORDS		RPI 51-100			RPI 101-150		RPI 150+	
15- 24	0- 0		0- 0	OVERALL		0- 3			0- 4		15- 17	
7- 8	0- 0		0- 0	HOME		0- 1			0- 2		7- 5	
4- 10	0- 0		0- 0	AWAY		0- 1			0- 1		4- 8	
4- 6	0- 0		0- 0	NEUTRAL		0- 1			0- 1		4- 4	
7- 10	0- 0		0- 0	NON-CONFERENCE		0- 1			0- 1		7- 8	
3- 3	0- 0		0- 0	HOME		0- 0			0- 1		3- 2	
2- 3	0- 0		0- 0	AWAY		0- 0			0- 0		2- 3	
2- 4	0- 0		0- 0	NEUTRAL		0- 1			0- 0		2- 3	
8- 14	0- 0		0- 0	CONFERENCE		0- 2			0- 3		8- 9	
4- 5	0- 0		0- 0	HOME		0- 1			0- 1		4- 3	
2- 7	0- 0		0- 0	AWAY		0- 1			0- 1		2- 5	
2- 2	0- 0		0- 0	NEUTRAL		0- 0			0- 1		2- 1	
RPI S	Opponent	Score	RPI S	Opponent	Score	RPI S	Opponent	Score	RPI S	Opponent	Score	
						73 N	Tul sa	0 3	140 H	Eastern Wash.	0 3	
						75 A	Fai rfi el d	0 3	147 A	Si ena	0 3	
						75 H	Fai rfi el d	0 3	147 H	Si ena	0 3	
									147 N	Si ena	0 3	
									159 A	Army	0 3	
									163 A	Fordham	0 3	
									166 A	Can i si us	0 3	
									166 H	Can i si us	0 3	
									211 A	Lafayette	0 3	
									259 A	Manhattan	1 3	
									259 H	Manhattan	0 3	
									260 H	Fai rl ei gh Di cki nson	2 3	
									260 N	Fai rl ei gh Di cki nson	3 2	
									261 N	Maine	0 3	
									262 A	Mari st	2 3	
									262 H	Mari st	1 3	
									270 A	I ona	0 3	
									270 H	I ona	3 0	
									282 H	NJIT	3 1	
									282 N	NJIT	0 3	
									293 A	Loyol a (Md.)	3 2	
									293 H	Loyol a (Md.)	3 0	
									293 N	Loyol a (Md.)	2 3	
									294 A	Ri der	3 0	
									294 H	Ri der	3 1	
									294 N	Ri der	3 1	
									296 A	Wagner	3 2	
									298 H	Hartford	3 0	
									302 N	Coppi n St.	2 3	
LAST 10 DIVISION I GAMES												
			293 N	Loyol a (Md.)	2 3	75 H	Fai rfi el d	0 3	270A	I ona	0 3	
			294 N	Ri der	3 1	260H	Fai rl ei gh Di cki nson	2 3	294 N	Ri der	3 1	
			147 N	Si ena	0 3	294 H	Ri der	3 1	296 A	Wagner	3 2	
			306 N	Ni agara	3 2	293A	Loyol a (Md.)	3 2	298 H	Hartford	3 0	
			259 H	Manhattan	0 3				302 N	Coppi n St.	2 3	

Non-Div. I Games

St. Peter's

RPI	S	Opponent	Score	
303	A	St. Francis (N.Y.)	3	0
304	H	Providence	2	3
306	A	Niagara	2	3
306	H	Niagara	3	0
306	N	Niagara	3	2
313	H	Sacred Heart	3	0
313	N	Sacred Heart	3	0

St. Peter's

S
t
.
P
e
t
e
r
'
s

S
t
.
P
e
t
e
r
'
s

Average RPI Win 278 Average RPI Loss195			WON-LOST RECORD		WINNING PCT. RANK		LAST 10 GAMES		OPPONENT OPP. STRENGTH SUCCESS OF SCHEDULE		TEAM RPI	ADJ RPI	CONF. RPI	ADJ CONF. RPI				
DIV. I ONLY			9- 22		259		4- 6		267		269	280	288	29	29			
DIV. I NON-CONF			3- 13		285		2- 0		220		246	283	292	28	29			
TOTALS			RPI 1-25		RPI 26-50		W-L RECORDS		RPI 51-100		RPI 101-150		RPI 150+					
9- 22			0- 0		0- 0		OVERALL		0- 3		0- 1		9- 18					
6- 6			0- 0		0- 0		HOME		0- 1		0- 1		6- 4					
3- 11			0- 0		0- 0		AWAY		0- 1		0- 0		3- 10					
0- 5			0- 0		0- 0		NEUTRAL		0- 1		0- 0		0- 4					
3- 13			0- 0		0- 0		NON-CONFERENCE		0- 1		0- 1		3- 11					
2- 3			0- 0		0- 0		HOME		0- 0		0- 1		2- 2					
1- 5			0- 0		0- 0		AWAY		0- 0		0- 0		1- 5					
0- 5			0- 0		0- 0		NEUTRAL		0- 1		0- 0		0- 4					
6- 9			0- 0		0- 0		CONFERENCE		0- 2		0- 0		6- 7					
4- 3			0- 0		0- 0		HOME		0- 1		0- 0		4- 2					
2- 6			0- 0		0- 0		AWAY		0- 1		0- 0		2- 5					
0- 0			0- 0		0- 0		NEUTRAL		0- 0		0- 0		0- 0					
RPI S	Opponent		Score		RPI S	Opponent		Score		RPI S	Opponent		Score					
					64 A Winthrop					0	3	102 H East Tenn. St.					0	3
					64 H Winthrop					0	3	153 H Davidson					1	3
					93 N Cornell					0	3	157 N Valparaiso					0	3
												164 A UNC Greensboro					2	3
												170 A Portland					0	3
												205 N Montana					1	3
												216 H Buffalo					1	3
												217 A Gardner-Webb					0	3
												221 N Kent St.					0	3
												222 A Liberty					0	3
							222 H Liberty					0	3					
							236 A Elon					0	3					
							241 A UNC Asheville					1	3					
							241 H UNC Asheville					1	3					
							252 A N. C. A&T					3	0					
							252 H N. C. A&T					3	0					
							253 N Tex. -Pan American					2	3					
							254 A Birmingham-So.					2	3					
							254 A Birmingham-So.					0	3					
							254 H Birmingham-So.					3	0					
							271 A Radford					2	3					
							271 H Radford					3	1					
							276 A Western Caro.					2	3					
							281 H Campbell					3	0					
							289 A Coastal Caro.					3	1					
							289 H Coastal Caro.					3	2					
							309 H Charleston So.					3	2					
							309 A Charleston So.					3	2					
							309 H Charleston So.					3	0					
LAST 10 DIVISION I GAMES																		
254 A Birmingham-So.					0	3	281 H Campbell					3	0					
64 A Winthrop					0	3	289 H Coastal Caro.					3	2					
252 H N. C. A&T					3	0	309 H Charleston So.					3	0					
222 A Liberty					0	3	241 A UNC Asheville					1	3					
271 A Radford					2	3	254 A Birmingham-So.					2	3					

Non-Di v.	I	Games	Winston-Salem	3	0
-----------	---	-------	---------------	---	---

High Point

Average RPI	W n 249	WON-LOST	WINNING	LAST 10	OPPONENT	OPP.	STRENGTH	TEAM	ADJ	CONF.	ADJ CONF.
Average RPI	Loss199	RECORD	PCT. RANK	GAMES	SUCCESS	OF	SCHEDULE	RPI	RPI	RPI	RPI
DIV. I ONLY		10- 23	250	5- 5	278		266	283	289	29	29
DIV. I NON-CONF		5- 12	252	1- 0	235		259	257	269	28	29
TOTALS	RPI 1-25		RPI 26-50	W-L RECORDS		RPI 51-100			RPI 101-150	RPI 150+	
10- 23	0- 0		0- 0	OVERALL		1- 4			0- 2	9- 17	
6- 7	0- 0		0- 0	HOME		1- 2			0- 1	5- 4	
3- 11	0- 0		0- 0	AWAY		0- 1			0- 0	3- 10	
1- 5	0- 0		0- 0	NEUTRAL		0- 1			0- 1	1- 3	
5- 12	0- 0		0- 0	NON-CONFERENCE		1- 2			0- 2	4- 8	
3- 3	0- 0		0- 0	HOME		1- 1			0- 1	2- 1	
1- 5	0- 0		0- 0	AWAY		0- 0			0- 0	1- 5	
1- 4	0- 0		0- 0	NEUTRAL		0- 1			0- 1	1- 2	
5- 11	0- 0		0- 0	CONFERENCE		0- 2			0- 0	5- 9	
3- 4	0- 0		0- 0	HOME		0- 1			0- 0	3- 3	
2- 6	0- 0		0- 0	AWAY		0- 1			0- 0	2- 5	
0- 1	0- 0		0- 0	NEUTRAL		0- 0			0- 0	0- 1	
RPI S	Opponent	Score	RPI S	Opponent	Score	RPI S	Opponent	Score	RPI S	Opponent	Score
						63 H	Xavier	0 3	102 H	East Tenn. St.	0 3
						64 A	Winthrop	0 3	117 N	Morehead St.	0 3
						64 H	Winthrop	0 3	154 H	North Fla.	3 2
						87 H	Col. of Charleston	3 2	162 A	Georgia	0 3
						89 N	UAB	0 3	163 N	Fordham	1 3
									186 H	Jacksonville	1 3
									204 A	Georgetown	1 3
									216 A	Buffalo	2 3
									222 A	Liberty	1 3
									222 A	Liberty	3 1
									222 H	Liberty	1 3
									241 A	UNC Asheville	1 3
									241 H	UNC Asheville	3 1
									241 N	UNC Asheville	2 3
									254 A	Birmingham-So.	2 3
									254 H	Birmingham-So.	2 3
									263 A	UNC Wilmington	1 3
									271 A	Radford	0 3
									271 H	Radford	3 0
									281 N	Campbell	3 0
									288 A	High Point	2 3
									288 H	High Point	1 3
									290 N	Howard	2 3
									306 A	Niagara	3 0
									309 A	Charleston So.	3 1
									309 H	Charleston So.	3 0
									312 A	South Carolina St.	2 3
									312 H	South Carolina St.	3 0
LAST 10 DIVISION I GAMES											
241 N	UNC Asheville	2 3	87 H	Col. of Charleston	3 2	288 A	High Point	2 3	64 A	Winthrop	0 3
222 A	Liberty	3 1	271 H	Radford	3 0	222 H	Liberty	1 3			
309 H	Charleston So.	3 0									
254 H	Birmingham-So.	2 3									
241 H	UNC Asheville	3 1									

Non-Div. I Games

Coastal Caro.

Average RPI	W n 307	WON-LOST	WINNING	LAST 10	OPPONENT	OPP.	STRENGTH	TEAM	ADJ	CONF.	ADJ	CONF.
Average RPI	Loss213	RECORD	PCT. RANK	GAMES	SUCCESS	OF	SCHEDULE	RPI	RPI	RPI	RPI	RPI
DIV. I ONLY		7- 19	271	2- 6	259		314	293	290	32	32	
DIV. I NON-CONF		1- 10	299	0- 1	214		307	301	302	32	31	
TOTALS	RPI 1-25		RPI 26-50		W-L RECORDS		RPI 51-100			RPI 101-150		RPI 150+
7- 19	0- 0		0- 0		OVERALL		0- 4			0- 0		7- 15
0- 3	0- 0		0- 0		HOME		0- 1			0- 0		0- 2
3- 6	0- 0		0- 0		AWAY		0- 1			0- 0		3- 5
4- 10	0- 0		0- 0		NEUTRAL		0- 2			0- 0		4- 8
1- 10	0- 0		0- 0		NON-CONFERENCE		0- 2			0- 0		1- 8
0- 1	0- 0		0- 0		HOME		0- 1			0- 0		0- 0
0- 3	0- 0		0- 0		AWAY		0- 1			0- 0		0- 2
1- 6	0- 0		0- 0		NEUTRAL		0- 0			0- 0		1- 6
6- 9	0- 0		0- 0		CONFERENCE		0- 2			0- 0		6- 7
0- 2	0- 0		0- 0		HOME		0- 0			0- 0		0- 2
3- 3	0- 0		0- 0		AWAY		0- 0			0- 0		3- 3
3- 4	0- 0		0- 0		NEUTRAL		0- 2			0- 0		3- 2
RPI S	Opponent	Score	RPI S	Opponent	Score	RPI S	Opponent	Score	RPI S	Opponent	Score	
						72 A	Ameri can	0 3	161 A	Morgan St.	0 3	
						72 H	Ameri can	0 3	161 H	Morgan St.	1 3	
						81 N	Fl ori da A&M	0 3	204 A	Georgetown	0 3	
						81 N	Fl ori da A&M	0 3	227 N	St. Francis (Pa.)	0 3	
									251 A	Md. -East. Shore	1 3	
									251 H	Md. -East. Shore	2 3	
									252 N	N. C. A&T	1 3	
									259 N	Manhattan	0 3	
									260 N	Fai r l ei gh Di cki nson	0 3	
									273 N	Bethune-Cookman	0 3	
									280 A	Navy	0 3	
									281 N	Campbel l	1 3	
									282 N	NJIT	0 3	
									289 N	Coastal Caro.	3 2	
									295 A	Del aware St.	3 1	
									302 A	Coppi n St.	2 3	
									302 N	Coppi n St.	3 0	
									304 N	Provi dence	2 3	
									312 A	South Caroli na St.	3 0	
									315 A	Hampton	3 2	
									315 N	Hampton	3 2	
									318 N	Norfol k St.	3 0	
LAST 10 DIVISION I GAMES												
						81 N	Fl ori da A&M	0 3	252 N	N. C. A&T	1 3	
						315 A	Hampton	3 2	81 N	Fl ori da A&M	0 3	
						161 A	Morgan St.	0 3	318 N	Norfol k St.	3 0	
						72 H	Ameri can	0 3	312 A	South Caroli na St.	3 0	
						302 A	Coppi n St.	2 3	273 N	Bethune-Cookman	0 3	

Non-Di v. I Games Wi nston-Sal em 3 0 Wi nston-Sal em 3 0

Howard

Average RPI	Win 0	WON-LOST	WINNING	LAST 10	OPPONENT	OPP.	STRENGTH	TEAM	ADJ	CONF.	ADJ	CONF.
Average RPI	Loss172	RECORD	PCT. RANK	GAMES	SUCCESS	OF	SCHEDULE	RPI	RPI	RPI	RPI	RPI
DIV. I ONLY		0- 29	317	0- 10	94		248	297	291	25	26	
DIV. I NON-CONF		0- 15	308	0- 1	63		190	271	263	27	27	
TOTALS	RPI 1-25		RPI 26-50	W-L RECORDS		RPI 51-100			RPI 101-150		RPI 150+	
0- 29	0- 2		0- 1	OVERALL		0- 3			0- 6		0- 17	
0- 9	0- 0		0- 0	HOME		0- 1			0- 0		0- 8	
0- 11	0- 2		0- 0	AWAY		0- 1			0- 1		0- 7	
0- 9	0- 0		0- 1	NEUTRAL		0- 1			0- 5		0- 2	
0- 15	0- 2		0- 1	NON-CONFERENCE		0- 1			0- 6		0- 5	
0- 2	0- 0		0- 0	HOME		0- 0			0- 0		0- 2	
0- 4	0- 2		0- 0	AWAY		0- 0			0- 1		0- 1	
0- 9	0- 0		0- 1	NEUTRAL		0- 1			0- 5		0- 2	
0- 14	0- 0		0- 0	CONFERENCE		0- 2			0- 0		0- 12	
0- 7	0- 0		0- 0	HOME		0- 1			0- 0		0- 6	
0- 7	0- 0		0- 0	AWAY		0- 1			0- 0		0- 6	
0- 0	0- 0		0- 0	NEUTRAL		0- 0			0- 0		0- 0	
RPI S Opponent Score	RPI S Opponent Score				RPI S Opponent Score	RPI S Opponent Score				RPI S Opponent Score		
3 A Penn St. 0 3	44 N Tennessee 0 3				72 A American 0 3	108 A Pittsburgh 0 3				115 N Marshall 0 3		
15 A Ohio St. 0 3					72 H American 1 3	129 N Tennessee St. 0 3				139 N Temple 0 3		
					92 N Northern Ill. 0 3	141 N Cleveland St. 0 3				144 N Miami (Ohio) 0 3		
						159 A Army 0 3				159 H Army 1 3		
						165 H Villanova 2 3				168 A Bucknell 0 3		
						168 H Bucknell 1 3				211 A Lafayette 1 3		
						211 H Lafayette 0 3				224 A Colgate 2 3		
						224 H Colgate 1 3				260 H Fairleigh Dickinson 0 3		
						269 A La Salle 1 3				270 N Iona 1 3		
						270 N Iona 0 3				280 A Navy 0 3		
						280 H Navy 2 3				300 A Holy Cross 1 3		
						300 H Holy Cross 0 3						
					LAST 10 DIVISION I GAMES							
					300 H Holy Cross 0 3	224 A Colgate 2 3						
					159 H Army 1 3	280 A Navy 0 3						
					211 A Lafayette 1 3	72 A American 0 3						
					269 A La Salle 1 3	159 A Army 0 3						
					168 A Bucknell 0 3	300 A Holy Cross 1 3						

Non-Div. I Games

Lehigh

Average RPI Win Loss			WON-LOST RECORD		WINNING PCT. RANK		LAST 10 GAMES		OPPONENT OPP. STRENGTH		TEAM RPI	ADJ RPI	CONF. RPI	ADJ CONF. RPI	
DIV. I ONLY			12- 24		237		4- 6		307		283	295	292	28	27
DIV. I NON-CONF			10- 14		196		3- 1		294		282	267	274	26	26
TOTALS			RPI 1-25		RPI 26-50		W-L RECORDS		RPI 51-100		RPI 101-150		RPI 150+		
12- 24			0- 0		0- 1		OVERALL		0- 5		0- 3		12- 15		
6- 8			0- 0		0- 0		HOME		0- 2		0- 0		6- 6		
5- 10			0- 0		0- 1		AWAY		0- 1		0- 2		5- 6		
1- 6			0- 0		0- 0		NEUTRAL		0- 2		0- 1		1- 3		
10- 14			0- 0		0- 1		NON-CONFERENCE		0- 3		0- 3		10- 7		
5- 3			0- 0		0- 0		HOME		0- 1		0- 0		5- 2		
4- 5			0- 0		0- 1		AWAY		0- 0		0- 2		4- 2		
1- 6			0- 0		0- 0		NEUTRAL		0- 2		0- 1		1- 3		
2- 10			0- 0		0- 0		CONFERENCE		0- 2		0- 0		2- 8		
1- 5			0- 0		0- 0		HOME		0- 1		0- 0		1- 4		
1- 5			0- 0		0- 0		AWAY		0- 1		0- 0		1- 4		
0- 0			0- 0		0- 0		NEUTRAL		0- 0		0- 0		0- 0		
RPI S	Opponent	Score	RPI S	Opponent	Score	RPI S	Opponent	Score	RPI S	Opponent	Score				
44 A	Tennessee	0 3	53 H	Mississippi	0 3	126 A	TCU	0 3							
			69 N	Virginia	0 3	128 A	New Orleans	0 3							
			82 A	Oral Roberts	0 3	144 N	Miami (Ohio)	0 3							
			82 H	Oral Roberts	0 3	153 N	Davidson	0 3							
			89 N	UAB	0 3	157 A	Valparaiso	0 3							
						157 H	Valparaiso	1 3							
						232 A	Western Ill.	0 3							
						232 H	Western Ill.	1 3							
						235 A	Central Ark.	0 3							
						235 H	Central Ark.	0 3							
						240 A	IUPUI	0 3							
						240 H	IUPUI	1 3							
						242 H	Mississippi Val.	3 1							
						247 N	Northwestern St.	0 3							
						265 A	UMKC	0 3							
						265 H	UMKC	0 3							
						267 N	Air Force	2 3							
						274 A	Louisiana Tech	0 3							
						279 H	Nicholls St.	1 3							
						286 H	Texas Southern	3 0							
						297 A	Jackson St.	3 0							
						305 A	Southern U.	3 0							
						305 H	Southern U.	3 1							
						307 A	Oakland	3 1							
						307 H	Oakland	3 2							
						316 A	Chicago St.	3 0							
						316 H	Chicago St.	3 1							
						317 A	Alcorn St.	3 0							
						317 H	Alcorn St.	3 0							
LAST 10 DIVISION I GAMES			307H Oakland 3 2			307 H Oakland 3 2									
232 A Western Ill. 0 3			157H Valparaiso 1 3			316 A Chicago St. 3 0									
265 A UMKC 0 3			316A Chicago St. 3 0			316 H Chicago St. 3 1									
82 H Oral Roberts 0 3			240A IUPUI 0 3			317 A Alcorn St. 3 0									
286 H Texas Southern 3 0			317A Alcorn St. 3 0			317 H Alcorn St. 3 0									
235 A Central Ark. 0 3															

Non-Div. I Games

Centenary (La.)

Centenary (La.)

[illegible]

Non-Div. I Games

Loyol a (Md.)

RPI	S	Opponent	Score	
306	A	Niagara	3	1
306	H	Niagara	3	1
308	H	Kennesaw St.	3	2

Loyol a (Md.)

L
o
y
o
l
a
(
M
d
.)
)

L
o
y
o
l
a
(
M
d
.)
)

Average RPI	Win 293 Average Loss206	WON-LOST RECORD	WINNING PCT.	RANK	LAST 10 GAMES		OPPONENT OPP. SUCCESS	STRENGTH OF SCHEDULE	TEAM RPI	ADJ RPI	CONF. RPI	ADJ CONF. RPI
DIV. I ONLY		10- 23		250	4- 5		270	303	286	295	32	32
DIV. I NON-CONF		3- 15		287	2- 1		225	274	291	296	32	31
TOTALS	RPI 1-25			RPI 26-50		W-L RECORDS		RPI 51-100			RPI 101-150	RPI 150+
10- 23	0- 0			0- 0		OVERALL		0- 3			0- 2	10- 18
3- 4	0- 0			0- 0		HOME		0- 0			0- 0	3- 4
4- 10	0- 0			0- 0		AWAY		0- 1			0- 0	4- 9
3- 9	0- 0			0- 0		NEUTRAL		0- 2			0- 2	3- 5
3- 15	0- 0			0- 0		NON-CONFERENCE		0- 2			0- 2	3- 11
2- 1	0- 0			0- 0		HOME		0- 0			0- 0	2- 1
0- 7	0- 0			0- 0		AWAY		0- 1			0- 0	0- 6
1- 7	0- 0			0- 0		NEUTRAL		0- 1			0- 2	1- 4
7- 8	0- 0			0- 0		CONFERENCE		0- 1			0- 0	7- 7
1- 3	0- 0			0- 0		HOME		0- 0			0- 0	1- 3
4- 3	0- 0			0- 0		AWAY		0- 0			0- 0	4- 3
2- 2	0- 0			0- 0		NEUTRAL		0- 1			0- 0	2- 1
RPI S	Opponent	Score		RPI S	Opponent	Score	RPI S	Opponent	Score	RPI S	Opponent	Score
							81 N	Florida A&M	0 3	123 N	North Dakota St.	0 3
							90 N	IPFW	0 3	128 N	New Orleans	0 3
							91 A	Del aware	0 3	161 A	Morgan St.	0 3
										161 H	Morgan St.	2 3
										163 N	Fordham	1 3
										199 A	Brown	0 3
										202 A	Robert Morris	0 3
										207 A	Duquesne	0 3
										211 A	Lafayette	0 3
										227 N	St. Francis (Pa.)	0 3
										236 N	El on	1 3
										251 A	Md. -East. Shore	0 3
										251 H	Md. -East. Shore	2 3
										251 N	Md. -East. Shore	0 3
										252 N	N. C. A&T	3 1
										260 N	Fai rlei gh Di cki nson	3 1
										268 A	Stetson	0 3
										269 A	La Salle	0 3
										273 A	Bethune-Cookman	3 1
										277 N	I ndi ana St.	0 3
										282 H	NJIT	3 1
										290 H	Howard	1 3
										296 H	Wagner	3 1
						LAST 10 DIVISION I GAMES				302 A	Coppin St.	1 3
						251 N Md. -East. Shore	0 3			302 H	Coppin St.	3 1
						302 A Coppin St.	1 3			304 H	Provi dence	1 3
						296 H Wagner	3 1			312 A	South Carol ina St.	3 1
						251 A Md. -East. Shore	0 3			315 A	Hampton	3 1
						161 A Morgan St.	0 3			318 A	Norfol k St.	3 0
						318A Norfol k St.	3 0					
						315A Hampton	3 1					
						282H NJIT	3 1					
						304H Provi dence	1 3					
						312A South Carol ina St.	3 1					

Non-Di v.	I	Games Wi nston-Sal em	3	0
-----------	---	-----------------------	---	---

Del aware St.

Loss, Non-Conf, S Site, H Home, A Away, N Neutral

RPI	S	Opponent	Score
318	N	Norfolk St.	3 0

Del aware St.

W
a
g
n
e
r

Wagner

RPI	S	Opponent	Score
319	H	Quinnipiac	3-1

Wagner

[illegible]

Non-Di v. I Games Bel haven

1 3

Jackson St.

RPI	S	Opponent	Score	
311	H	Al abama St.	3	0
314	A	Southeastern La.	0	3
317	H	Al corn St.	3	0
317	H	Al corn St.	3	0
317	N	Al corn St.	3	0

Jackson St.

J
a
c
k
s
o
n
s
t
.

J
a
c
k
s
o
n
s
t
.

Average RPI	W n 307	WON-LOST	WINNING	LAST 10	OPPONENT	OPP.	STRENGTH	TEAM	ADJ	CONF.	ADJ CONF.
Average RPI	Loss197	RECORD	PCT. RANK	GAMES	SUCCESS	OF	SCHEDULE	RPI	RPI	RPI	RPI
DIV. I ONLY		8- 20	261	1- 9	308		280	298	298	24	25
DIV. I NON-CONF		8- 8	157	1- 2	301		311	260	260	22	22
<hr/>											
TOTALS	RPI 1-25		RPI 26-50		W-L RECORDS		RPI 51-100		RPI 101-150		RPI 150+
8- 20	0- 0		0- 1		OVERALL		0- 1		0- 2		8- 16
5- 7	0- 0		0- 0		HOME		0- 0		0- 1		5- 6
1- 11	0- 0		0- 0		AWAY		0- 1		0- 1		1- 9
2- 2	0- 0		0- 1		NEUTRAL		0- 0		0- 0		2- 1
8- 8	0- 0		0- 1		NON-CONFERENCE		0- 1		0- 0		8- 6
5- 1	0- 0		0- 0		HOME		0- 0		0- 0		5- 1
1- 5	0- 0		0- 0		AWAY		0- 1		0- 0		1- 4
2- 2	0- 0		0- 1		NEUTRAL		0- 0		0- 0		2- 1
0- 12	0- 0		0- 0		CONFERENCE		0- 0		0- 2		0- 10
0- 6	0- 0		0- 0		HOME		0- 0		0- 1		0- 5
0- 6	0- 0		0- 0		AWAY		0- 0		0- 1		0- 5
0- 0	0- 0		0- 0		NEUTRAL		0- 0		0- 0		0- 0
RPI S	Opponent	Score	RPI S	Opponent	Score	RPI S	Opponent	Score	RPI S	Opponent	Score
			35 N	Hofstra	0 3	97 A	Connecticut	0 3	120 A	Albany (N. Y.)	0 3
									120 H	Albany (N. Y.)	0 3
									190 A	Central Conn. St.	0 3
									190 H	Central Conn. St.	1 3
									201 N	Dartmouth	2 3
									208 A	Binghamton	0 3
									208 H	Binghamton	0 3
									209 A	UMBC	0 3
									209 H	UMBC	0 3
									210 A	New Hampshire	0 3
									210 H	New Hampshire	2 3
									215 A	Stony Brook	0 3
									215 H	Stony Brook	0 3
									237 A	Columbia	2 3
									261 A	Maine	0 3
									261 H	Maine	1 3
									262 A	Marist	0 3
									282 N	NJIT	3 1
									287 A	St. Peter's	0 3
									300 H	Holy Cross	3 0
									304 A	Providence	3 2
									304 H	Providence	3 0
									313 H	Sacred Heart	3 0
									313 H	Sacred Heart	3 2
									319 H	Quinnipiac	3 0
									319 N	Quinnipiac	3 2
<hr/>											
LAST 10 DIVISION I GAMES											
			215 A	Stony Brook	0 3	209 A	UMBC	0 3			
			120 H	Albany (N. Y.)	0 3	304 A	Providence	3 2			
			210 H	New Hampshire	2 3	208 A	Binghamton	0 3			
			262 A	Marist	0 3	210 A	New Hampshire	0 3			
			261 H	Maine	1 3	190 H	Central Conn. St.	1 3			

Non-Div. I Games

Hartford




























Average RPI	Win 306	WON-LOST	WINNING	LAST 10	OPPONENT	OPP.	STRENGTH	TEAM	ADJ	CONF.	ADJ	CONF.
Average RPI	Loss192	RECORD	PCT. RANK	GAMES	SUCCESS	OF	SCHEDULE	RPI	RPI	RPI	RPI	RPI
DIV. I ONLY		5- 22	292	0- 9	290		274	302	299	22	22	
DIV. I NON-CONF		4- 4	157	0- 0	317		316	297	291	25	24	

TOTALS	RPI 1-25		RPI 26-50		W-L RECORDS		RPI 51-100			RPI 101-150		RPI 150+
5- 22	0- 0		0- 0		OVERALL		0- 4			0- 2		5- 16
1- 12	0- 0		0- 0		HOME		0- 2			0- 1		1- 9
2- 9	0- 0		0- 0		AWAY		0- 2			0- 1		2- 6
2- 1	0- 0		0- 0		NEUTRAL		0- 0			0- 0		2- 1
4- 4	0- 0		0- 0		NON-CONFERENCE		0- 0			0- 0		4- 4
1- 3	0- 0		0- 0		HOME		0- 0			0- 0		1- 3
1- 1	0- 0		0- 0		AWAY		0- 0			0- 0		1- 1
2- 0	0- 0		0- 0		NEUTRAL		0- 0			0- 0		2- 0
1- 18	0- 0		0- 0		CONFERENCE		0- 4			0- 2		1- 12
0- 9	0- 0		0- 0		HOME		0- 2			0- 1		0- 6
1- 8	0- 0		0- 0		AWAY		0- 2			0- 1		1- 5
0- 1	0- 0		0- 0		NEUTRAL		0- 0			0- 0		0- 1
RPI S	Opponent	Score	RPI S	Opponent	Score	RPI S	Opponent	Score	RPI S	Opponent	Score	
						87 A Col. of	0	3	109 A Furman	0	3	
						Charleston			109 H Furman	0	3	
						87 H Col. of	0	3	153 A Davidson	0	3	
						Charleston			153 H Davidson	1	3	
						88 A Appalachi an St.	0	3	164 A UNC Greensboro	0	3	
						88 H Appalachi an St.	0	3	184 H Tenn. -Martin	0	3	
									217 H Gardner-Webb	1	3	
									230 A Ga. Southern	2	3	
									230 H Ga. Southern	0	3	
									233 A Chattanooga	0	3	
									233 H Chattanooga	0	3	
									236 H El on	1	3	
									236 N El on	1	3	
									251 A Md. -East. Shore	1	3	
									271 H Radford	3	2	
									276 A Western Caro.	0	3	
									276 H Western Caro.	0	3	
									281 H Campbel l	1	3	
									301 A Ci tadel	3	0	
									301 H Ci tadel	2	3	
									318 N Norfol k St.	3	0	
									319 N Qui nni pi ac	3	0	
									320 A Savannah St.	3	0	

LAST 10 DIVISION I GAMES						87 H Col. of Charleston	0	3				
236 N El on	1	3				276A Western Caro.	0	3				
233 A Chattanooga	0	3				230A Ga. Southern	2	3				
153 H Davi dson	1	3				233H Chattanooga	0	3				
88 H Appal achi an St.	0	3				276H Western Caro.	0	3				
301 H Ci tadel	2	3										

Non-Di v. I Games Wi nston-Sal em 3 0 Wi nston-Sal em 3 0

Wofford

Average RPI	W n 299	WON-LOST	WINNING	LAST 10	OPPONENT	OPP.	STRENGTH	TEAM	ADJ	CONF.	ADJ CONF.
Average RPI	Loss210	RECORD	PCT. RANK	GAMES	SUCCESS	OF	SCHEDULE	RPI	RPI	RPI	RPI
DIV. I ONLY		5- 20	286	3- 7	286		294	300	300	25	26
DIV. I NON-CONF		2- 9	286	0- 0	311		315	314	313	27	27
TOTALS	RPI 1-25		RPI 26-50	W-L RECORDS		RPI 51-100			RPI 101-150	RPI 150+	
5- 20	0- 0		0- 0	OVERALL		0- 2			0- 0	5- 18	
3- 8	0- 0		0- 0	HOME		0- 1			0- 0	3- 7	
1- 9	0- 0		0- 0	AWAY		0- 1			0- 0	1- 8	
1- 3	0- 0		0- 0	NEUTRAL		0- 0			0- 0	1- 3	
2- 9	0- 0		0- 0	NON-CONFERENCE		0- 0			0- 0	2- 9	
1- 3	0- 0		0- 0	HOME		0- 0			0- 0	1- 3	
0- 3	0- 0		0- 0	AWAY		0- 0			0- 0	0- 3	
1- 3	0- 0		0- 0	NEUTRAL		0- 0			0- 0	1- 3	
3- 11	0- 0		0- 0	CONFERENCE		0- 2			0- 0	3- 9	
2- 5	0- 0		0- 0	HOME		0- 1			0- 0	2- 4	
1- 6	0- 0		0- 0	AWAY		0- 1			0- 0	1- 5	
0- 0	0- 0		0- 0	NEUTRAL		0- 0			0- 0	0- 0	
RPI S	Opponent	Score	RPI S	Opponent	Score	RPI S	Opponent	Score	RPI S	Opponent	Score
						72 A	Ameri can	0 	159 A	Army	0 
						72 H	Ameri can	0 	159 H	Army	0 
									165 A	Villanova	0 
									168 A	Bucknel I	2 
									168 H	Bucknel I	0 
									190 H	Central Conn. St.	0 
									209 N	UMBC	1 
									211 A	Lafayette	0 
									211 H	Lafayette	0 
									216 H	Buffalo	0 
									224 A	Col gate	0 
									224 H	Col gate	1 
									244 H	Rhode Island	0 
									280 A	Navy	0 
									280 H	Navy	3 2
									291 A	Lehigh	3 0
									291 H	Lehigh	3 1
									298 A	Hartford	0 
									304 A	Providence	2 
									304 N	Providence	1 
									313 N	Sacred Heart	0 
									313 N	Sacred Heart	3 2
									319 H	Quinnipiac	3 1
LAST 10 DIVISION I GAMES											
						291 A	Lehigh	3 0	168 A	Bucknel I	2 
						211 A	Lafayette	0 	224 A	Col gate	0 
						159 A	Army	0 	211 H	Lafayette	0 
						72 H	Ameri can	0 	291 H	Lehigh	3 1
						280 H	Navy	3 2	280 A	Navy	0 

Non-Div. I Games

Holy Cross

Citadel

[illegible]

Non-Div. I Games

Coppi n St.

Average RPI	Win 0	WON-LOST	WINNING	LAST 10	OPPONENT	OPP.	STRENGTH	TEAM	ADJ	CONF.	ADJ	CONF.
Average RPI	Loss200	RECORD	PCT. RANK	GAMES	SUCCESS	OF	SCHEDULE	RPI	RPI	RPI	RPI	RPI
DIV. I ONLY		0- 23	317	0- 10	184		289	304	303	30	30	
DIV. I NON-CONF		0- 14	308	0- 2	107		281	292	294	30	30	
TOTALS	RPI 1-25		RPI 26-50		W-L RECORDS		RPI 51-100			RPI 101-150		RPI 150+
0- 23	0- 0		0- 0		OVERALL		0- 3			0- 4		0- 16
0- 9	0- 0		0- 0		HOME		0- 0			0- 1		0- 8
0- 9	0- 0		0- 0		AWAY		0- 1			0- 2		0- 6
0- 5	0- 0		0- 0		NEUTRAL		0- 2			0- 1		0- 2
0- 14	0- 0		0- 0		NON-CONFERENCE		0- 3			0- 2		0- 9
0- 5	0- 0		0- 0		HOME		0- 0			0- 0		0- 5
0- 4	0- 0		0- 0		AWAY		0- 1			0- 1		0- 2
0- 5	0- 0		0- 0		NEUTRAL		0- 2			0- 1		0- 2
0- 9	0- 0		0- 0		CONFERENCE		0- 0			0- 2		0- 7
0- 4	0- 0		0- 0		HOME		0- 0			0- 1		0- 3
0- 5	0- 0		0- 0		AWAY		0- 0			0- 1		0- 4
0- 0	0- 0		0- 0		NEUTRAL		0- 0			0- 0		0- 0
RPI S	Opponent	Score	RPI S	Opponent	Score	RPI S	Opponent	Score	RPI S	Opponent	Score	
						66 N	San Francisco	0 3	103 A	Long Island	0 3	
						82 A	Oral Roberts	0 3	103 H	Long Island	0 3	
						93 N	Cornell	0 3	106 N	Texas-Arlington	0 3	
									140 A	Eastern Wash.	0 3	
									161 H	Morgan St.	0 3	
									168 H	Bucknell	0 3	
									189 N	Utah St.	0 3	
									190 A	Central Conn. St.	0 3	
									202 A	Robert Morris	0 3	
									203 N	Ark.-Little Rock	0 3	
									211 A	Lafayette	0 3	
									227 A	St. Francis (Pa.)	0 3	
									260 H	Fairleigh Dickinson	0 3	
									282 A	NJIT	0 3	
									287 H	St. Peter's	0 3	
									296 H	Wagner	0 3	
									304 H	Providence	0 3	
									306 H	Niagara	0 3	
									313 H	Sacred Heart	0 3	
									319 A	Quinnipiac	0 3	
LAST 10 DIVISION I GAMES												
						260 H	Fairleigh Dickinson	0 3	227 A	St. Francis (Pa.)	0 3	
						296 H	Wagner	0 3	103 H	Long Island	0 3	
						313 H	Sacred Heart	0 3	319 A	Quinnipiac	0 3	
						282 A	NJIT	0 3	190 A	Central Conn. St.	0 3	
						202 A	Robert Morris	0 3	304 H	Providence	0 3	

Non-Div. I Games

St. Francis (N.Y.)

P
r
o
v
i
d
e
n
c
e

Provi dence

RPI	S	Opponent	Score	
319	A	Qui nni pi ac	3	0
319	H	Qui nni pi ac	3	0

Provi dence

P
r
o
v
i
d
e
n
c
e

P
r
o
v
i
d
e
n
c
e

Average RPI	Win 309	WON-LOST	WINNING	LAST 10	OPPONENT	OPP.	STRENGTH	TEAM	ADJ	CONF.	ADJ	CONF.
Average RPI	Loss256	RECORD	PCT. RANK	GAMES	SUCCESS	OF	SCHEDULE	RPI	RPI	RPI	RPI	RPI
DIV. I ONLY		6- 16	268	2- 8	315		312	309	305	33	33	
DIV. I NON-CONF		0- 5	308	0- 0	255		303	309	308	33	33	
TOTALS	RPI 1-25		RPI 26-50	W-L RECORDS		RPI 51-100			RPI 101-150		RPI 150+	
6- 16	0- 0		0- 0	OVERALL		0- 1			0- 0		6- 15	
4- 6	0- 0		0- 0	HOME		0- 0			0- 0		4- 6	
2- 6	0- 0		0- 0	AWAY		0- 0			0- 0		2- 6	
0- 4	0- 0		0- 0	NEUTRAL		0- 1			0- 0		0- 3	
0- 5	0- 0		0- 0	NON-CONFERENCE		0- 1			0- 0		0- 4	
0- 1	0- 0		0- 0	HOME		0- 0			0- 0		0- 1	
0- 1	0- 0		0- 0	AWAY		0- 0			0- 0		0- 1	
0- 3	0- 0		0- 0	NEUTRAL		0- 1			0- 0		0- 2	
6- 11	0- 0		0- 0	CONFERENCE		0- 0			0- 0		6- 11	
4- 5	0- 0		0- 0	HOME		0- 0			0- 0		4- 5	
2- 5	0- 0		0- 0	AWAY		0- 0			0- 0		2- 5	
0- 1	0- 0		0- 0	NEUTRAL		0- 0			0- 0		0- 1	
RPI S	Opponent	Score	RPI S	Opponent	Score	RPI S	Opponent	Score	RPI S	Opponent	Score	
						73 N	Tul sa	0 3	213 A	Prai rie Vi ew	0 3	
									213 H	Prai rie Vi ew	1 3	
									235 N	Central Ark.	0 3	
									242 H	Mi ssi ssi ppi Val .	1 3	
									242 N	Mi ssi ssi ppi Val .	0 3	
									258 A	Grambl ing	0 3	
									258 H	Grambl ing	0 3	
									279 N	Ni chol ls St.	0 3	
									286 A	Texas Southern	1 3	
									286 H	Texas Southern	3 1	
									292 A	Centenary (La.)	1 3	
									292 H	Centenary (La.)	0 3	
									297 A	Jackson St.	0 3	
									297 H	Jackson St.	1 3	
									310 A	Ark. -Pi ne Bl uff	1 3	
									310 H	Ark. -Pi ne Bl uff	3 2	
									310 H	Ark. -Pi ne Bl uff	2 3	
									311 A	Al abama St.	3 2	
									311 H	Al abama St.	3 0	
									317 A	Al corn St.	3 1	
									317 H	Al corn St.	3 1	
LAST 10 DIVISION I GAMES												
									310 A	Ark. -Pi ne Bl uff	1 3	
									297 H	Jackson St.	1 3	
									310 H	Ark. -Pi ne Bl uff	2 3	
									317 H	Al corn St.	3 1	
									258 A	Grambl ing	0 3	
									213 H	Prai rie Vi ew	1 3	
									310 H	Ark. -Pi ne Bl uff	3 2	
									242 H	Mi ssi ssi ppi Val .	1 3	
									258 H	Grambl ing	0 3	
									286 A	Texas Southern	1 3	

Non-Div. I Games Clark Atlanta 2 3

Southern U.

Average	RPI	Win	Loss	2022	WON-LOST RECORD	WINNING PCT.	RANK	LAST 10 GAMES	OPPONENT SUCCESS	OPP. OF SCHEDULE	STRENGTH RPI	TEAM RPI	ADJ RPI	CONF. RPI	ADJ CONF. RPI								
DIV. I	ONLY				4- 23		299	1- 9	297	285	307	306	27	28									
DIV. I	NON-CONF				2- 5		253	0- 0	298	277	294	288	29	28									
<hr/>																							
TOTALS		RPI		1-25		RPI		26-50		W-L RECORDS		RPI		51-100		RPI		101-150		RPI		150+	
4- 23				0- 0				0- 0		OVERALL				0- 2				0- 2				4- 19	
3- 10				0- 0				0- 0		HOME				0- 1				0- 1				3- 8	
1- 9				0- 0				0- 0		AWAY				0- 1				0- 1				1- 7	
0- 4				0- 0				0- 0		NEUTRAL				0- 0				0- 0				0- 4	
2- 5				0- 0				0- 0		NON-CONFERENCE				0- 0				0- 0				2- 5	
1- 3				0- 0				0- 0		HOME				0- 0				0- 0				1- 3	
1- 0				0- 0				0- 0		AWAY				0- 0				0- 0				1- 0	
0- 2				0- 0				0- 0		NEUTRAL				0- 0				0- 0				0- 2	
2- 18				0- 0				0- 0		CONFERENCE				0- 2				0- 2				2- 14	
2- 7				0- 0				0- 0		HOME				0- 1				0- 1				2- 5	
0- 9				0- 0				0- 0		AWAY				0- 1				0- 1				0- 7	
0- 2				0- 0				0- 0		NEUTRAL				0- 0				0- 0				0- 2	
RPI	S	Opponent			Score		RPI	S	Opponent			Score		RPI	S	Opponent			Score				

Non-Di v. I Games

Ni agara

Average RPI	Win 316	WON-LOST	WINNING	LAST 10	OPPONENT	OPP.	STRENGTH	TEAM	ADJ.	CONF.	ADJ.	CONF.
Average RPI	Loss186	RECORD	PCT. RANK	GAMES	SUCCESS	OF	SCHEDULE	RPI	RPI	RPI	RPI	RPI
DIV. I ONLY		1- 25	314	1- 9	276		251	311	307	28	27	
DIV. I NON-CONF		1- 13	304	1- 2	269		204	306	301	26	26	
TOTALS	RPI 1-25		RPI 26-50	W-L RECORDS		RPI 51-100			RPI 101-150		RPI 150+	
1- 25	0- 0		0- 2	OVERALL		0- 4			0- 2		1- 17	
1- 11	0- 0		0- 0	HOME		0- 2			0- 2		1- 7	
0- 10	0- 0		0- 1	AWAY		0- 1			0- 0		0- 8	
0- 4	0- 0		0- 1	NEUTRAL		0- 1			0- 0		0- 2	
1- 13	0- 0		0- 2	NON-CONFERENCE		0- 2			0- 2		1- 7	
1- 5	0- 0		0- 0	HOME		0- 1			0- 2		1- 2	
0- 4	0- 0		0- 1	AWAY		0- 0			0- 0		0- 3	
0- 4	0- 0		0- 1	NEUTRAL		0- 1			0- 0		0- 2	
0- 12	0- 0		0- 0	CONFERENCE		0- 2			0- 0		0- 10	
0- 6	0- 0		0- 0	HOME		0- 1			0- 0		0- 5	
0- 6	0- 0		0- 0	AWAY		0- 1			0- 0		0- 5	
0- 0	0- 0		0- 0	NEUTRAL		0- 0			0- 0		0- 0	
RPI S Opponent	Score		RPI S Opponent	Score		RPI S Opponent	Score		RPI S Opponent	Score		
			34 A Michigan St.	0 3		61 N Jacksonville St.	0 3		130 H Western Mi ch.	0 3		
			50 N St. Louis	0 3		65 H Bowling Green	0 3		141 H Cleveland St.	0 3		
						82 A Oral Roberts	0 3		155 N Indiana	0 3		
						82 H Oral Roberts	0 3		156 H Eastern Mi ch.	0 3		
									157 A Valparaiso	0 3		
									157 H Valparaiso	0 3		
									188 A Loyola (Ill.)	0 3		
									232 A Western Ill.	0 3		
									232 H Western Ill.	1 3		
									240 A IUPUI	0 3		
									240 H IUPUI	0 3		
									255 N Akron	1 3		
									265 A UMKC	0 3		
									265 H UMKC	2 3		
									277 H Indiana St.	1 3		
									285 A West Virginia	2 3		
									292 A Centenary (La.)	2 3		
									292 H Centenary (La.)	1 3		
									316 A Chicago St.	1 3		
									316 H Chicago St.	3 0		
LAST 10 DIVISION I GAMES												
			316 A Chicago St.	1 3		82 A Oral Roberts	0 3					
			240 A IUPUI	0 3		156 H Eastern Mi ch.	0 3					
			265 H UMKC	2 3		157 H Valparaiso	0 3					
			232 H Western Ill.	1 3		240 H IUPUI	0 3					
			292 A Centenary (La.)	2 3		316 H Chicago St.	3 0					

Non-Div. I Games

Oakland

Average RPI Win 304 Loss210			WON-LOST RECORD		WINNING PCT. RANK		LAST 10 GAMES		OPPONENT OPP. STRENGTH SUCCESS OF SCHEDULE		TEAM RPI	ADJ RPI	CONF. RPI	ADJ CONF. RPI	
DIV. I ONLY			1- 21		313		0- 10		265		278	310	308	26	24
DIV. I NON-CONF			1- 12		303		0- 1		279		287	308	312	24	25
TOTALS		RPI 1-25	RPI 26-50		W-L RECORDS		RPI 51-100		RPI 101-150		RPI 150+				
1- 21		0- 0	0- 0		OVERALL		0- 1		0- 2		1- 18				
0- 5		0- 0	0- 0		HOME		0- 1		0- 1		0- 3				
0- 10		0- 0	0- 0		AWAY		0- 0		0- 1		0- 9				
1- 6		0- 0	0- 0		NEUTRAL		0- 0		0- 0		1- 6				
1- 12		0- 0	0- 0		NON-CONFERENCE		0- 0		0- 1		1- 11				
0- 1		0- 0	0- 0		HOME		0- 0		0- 1		0- 0				
0- 5		0- 0	0- 0		AWAY		0- 0		0- 0		0- 5				
1- 6		0- 0	0- 0		NEUTRAL		0- 0		0- 0		1- 6				
0- 9		0- 0	0- 0		CONFERENCE		0- 1		0- 1		0- 7				
0- 4		0- 0	0- 0		HOME		0- 1		0- 0		0- 3				
0- 5		0- 0	0- 0		AWAY		0- 0		0- 1		0- 4				
0- 0		0- 0	0- 0		NEUTRAL		0- 0		0- 0		0- 0				
RPI S	Opponent	Score	RPI S	Opponent	Score	RPI S	Opponent	Score	RPI S	Opponent	Score				
						78 H	Bel mont	0 <div>3</div>	102 A	East Tenn. St.	0 <div>3</div>				
									149 H	Auburn	0 <div>3</div>				
									154 H	North Fla.	0 <div>3</div>				
									157 N	Val parai so	0 <div>3</div>				
									159 N	Army	0 <div>3</div>				
									180 A	Georgi a St.	0 <div>3</div>				
									186 H	Jacksonville	0 <div>3</div>				
									196 N	Evansville	1 <div>3</div>				
									214 H	Lipscomb	0 <div>3</div>				
									217 A	Gardner-Webb	0 <div>3</div>				
									221 N	Kent St.	0 <div>3</div>				
									227 N	St. Francis (Pa.)	0 <div>3</div>				
									252 N	N. C. A&T	1 <div>3</div>				
									257 A	Mercer	0 <div>3</div>				
									268 A	Stetson	0 <div>3</div>				
									272 A	Butler	0 <div>3</div>				
									276 A	Western Caro.	1 <div>3</div>				
									278 A	Samford	1 <div>3</div>				
									281 A	Campbell	0 <div>3</div>				
									293 A	Loyola (Md.)	2 <div>3</div>				
									304 N	Providence	3 0				
LAST 10 DIVISION I GAMES															
						268 A	Stetson	0 <div>3</div>	186H	Jacksonville	0 <div>3</div>				
						257 A	Mercer	0 <div>3</div>	154H	North Fla.	0 <div>3</div>				
						78 H	Bel mont	0 <div>3</div>	217A	Gardner-Webb	0 <div>3</div>				
						214 H	Lipscomb	0 <div>3</div>	281A	Campbell	0 <div>3</div>				
						102 A	East Tenn. St.	0 <div>3</div>	278A	Samford	1 <div>3</div>				

Non-Div. I Games

Kennesaw St.

Average RPI	W n 295	WON-LOST	WINNING	LAST 10	OPPONENT	OPP.	STRENGTH	TEAM	ADJ	CONF.	ADJ	CONF.
Average RPI	Loss222	RECORD	PCT. RANK	GAMES	SUCCESS	OF	SCHEDULE	RPI	RPI	RPI	RPI	RPI
DIV. I ONLY		5- 21	291	3- 7	304		302	306	309	29	29	
DIV. I NON-CONF		4- 7	218	2- 0	310		317	304	300	28	29	

TOTALS	RPI 1-25		RPI 26-50		W-L RECORDS		RPI 51-100			RPI 101-150		RPI 150+
5- 21	0- 0		0- 0		OVERALL		0- 3			0- 1		5- 17
3- 9	0- 0		0- 0		HOME		0- 1			0- 0		3- 8
1- 10	0- 0		0- 0		AWAY		0- 2			0- 1		1- 7
1- 2	0- 0		0- 0		NEUTRAL		0- 0			0- 0		1- 2
4- 7	0- 0		0- 0		NON-CONFERENCE		0- 0			0- 1		4- 6
2- 3	0- 0		0- 0		HOME		0- 0			0- 0		2- 3
1- 3	0- 0		0- 0		AWAY		0- 0			0- 1		1- 2
1- 1	0- 0		0- 0		NEUTRAL		0- 0			0- 0		1- 1
1- 14	0- 0		0- 0		CONFERENCE		0- 3			0- 0		1- 11
1- 6	0- 0		0- 0		HOME		0- 1			0- 0		1- 5
0- 7	0- 0		0- 0		AWAY		0- 2			0- 0		0- 5
0- 1	0- 0		0- 0		NEUTRAL		0- 0			0- 0		0- 1
RPI S	Opponent	Score	RPI S	Opponent	Score	RPI S	Opponent	Score	RPI S	Opponent	Score	
						64 A Winthrop	0	3	130 A Western Mi ch.	0	3	
						64 A Winthrop	0	3	186 H Jacksonville	0	3	
						64 H Winthrop	0	3	217 H Gardner-Webb	1	3	
									222 A Liberty	2	3	
									222 H Liberty	3	0	
									230 A Ga. Southern	1	3	
									240 H IUPUI	0	3	
									241 A UNC Asheville	0	3	
									241 H UNC Asheville	1	3	
									254 A Birminghham-So.	0	3	
									254 H Birminghham-So.	0	3	
									271 H Radford	1	3	
									271 N Radford	1	3	
									281 A Campbell	2	3	
									281 N Campbell	1	3	
									288 A High Point	0	3	
									288 H High Point	2	3	
									289 A Coastal Caro.	0	3	
									289 H Coastal Caro.	1	3	
									301 H Citadel	3	0	
									312 A South Carolina St.	3	0	
									320 H Savannah St.	3	0	
									320 N Savannah St.	3	0	

LAST 10 DIVISION I GAMES												
						64 A Winthrop	0	3	320H Savannah St.	3	0	
						289 A Coastal Caro.	0	3	64 A Winthrop	0	3	
						312 A South Carolina St.	3	0	288A High Point	0	3	
						254 H Birminghham-So.	0	3	222H Liberty	3	0	
						241 H UNC Asheville	1	3	271H Radford	1	3	
Non-Div. I Games	Francis Marion	0	3	Newberry	3	0	Newberry	3	0	Presbyteri an	3	2
												Charleston So.

Average RPI	Win 305	Losses256	WON-LOST RECORD	WINNING PCT.	RANK	LAST 10 GAMES	OPPONENT SUCCESS	OPP. STRENGTH OF SCHEDULE	TEAM RPI	ADJ RPI	CONF. RPI	ADJ CONF. RPI		
DIV. I ONLY			4- 18		293	3- 6	282	317	305	310	33	33		
DIV. I NON-CONF			0- 1		308	0- 1	124	304	296	289	33	33		
<hr/>														
TOTALS		RPI 1-25			RPI 26-50	W-L RECORDS		RPI 51-100			RPI 101-150	RPI 150+		
4- 18		0- 0			0- 0	OVERALL		0- 0			0- 0	4- 18		
2- 4		0- 0			0- 0	HOME		0- 0			0- 0	2- 4		
1- 10		0- 0			0- 0	AWAY		0- 0			0- 0	1- 10		
1- 4		0- 0			0- 0	NEUTRAL		0- 0			0- 0	1- 4		
<hr/>														
0- 1		0- 0			0- 0	NON-CONFERENCE		0- 0			0- 0	0- 1		
0- 0		0- 0			0- 0	HOME		0- 0			0- 0	0- 0		
0- 1		0- 0			0- 0	AWAY		0- 0			0- 0	0- 1		
0- 0		0- 0			0- 0	NEUTRAL		0- 0			0- 0	0- 0		
<hr/>														
4- 17		0- 0			0- 0	CONFERENCE		0- 0			0- 0	4- 17		
2- 4		0- 0			0- 0	HOME		0- 0			0- 0	2- 4		
1- 9		0- 0			0- 0	AWAY		0- 0			0- 0	1- 9		
1- 4		0- 0			0- 0	NEUTRAL		0- 0			0- 0	1- 4		
<hr/>														
RPI S	Opponent	Score	RPI S			Opponent	Score	RPI S	Opponent	Score	RPI S		Opponent	Score
									213 A Prai rie Vi ew			1	3	
									213 A Prai rie Vi ew			0	3	
									213 A Prai rie Vi ew			0	3	
									235 A Central Ark.			0	3	
									242 A Mi ssi ssi ppi Val .			0	3	
									242 A Mi ssi ssi ppi Val .			1	3	
									242 H Mi ssi ssi ppi Val .			0	3	
									242 H Mi ssi ssi ppi Val .			1	3	
									242 N Mi ssi ssi ppi Val .			0	3	
									256 N Al abama A&M			0	3	
									258 A Grambl ing			0	3	
									258 H Grambl ing			0	3	
									286 A Texas Southern			0	3	
									286 H Texas Southern			1	3	
									286 N Texas Southern			2	3	
									297 A Jackson St.			1	3	
									297 N Jackson St.			3	2	
									297 N Jackson St.			1	3	
									305 A Southern U.			2	3	
									305 A Southern U.			3	2	
305 H Southern U.			3	1										
311 H Al abama St.			3	1										
LAST 10 DIVISION I GAMES									297 N Jackson St.			1	3	
									256 N Al abama A&M			0	3	
									305 H Southern U.			3	1	
									235 A Central Ark.			0	3	
									305 A Southern U.			3	2	
									258A Grambl ing			0	3	
305A Southern U.			2	3										
242N Mi ssi ssi ppi Val .			0	3										
311H Al abama St.			3	1										
286H Texas Southern			1	3										

Non-Div. I Games Arkansas Tech

0	3	Arkansas Tech	0	3
---	---	---------------	---	---

Ark. -Pi ne Bl uff

Loss, Non-Conf, S Site, H Home, A Away, N Neutral

Average RPI	Win 0	WON-LOST	WINNING	LAST 10	OPPONENT	OPP.	STRENGTH	TEAM	ADJ	CONF.	ADJ	CONF.
Average RPI	Loss228	RECORD	PCT. RANK	GAMES	SUCCESS	OF	SCHEDULE	RPI	RPI	RPI	RPI	RPI
DIV. I ONLY		0- 19	317	0- 10	293		301	318	311	33	33	
DIV. I NON-CONF		0- 7	308	0- 3	62		157	269	258	33	33	

TOTALS	RPI 1-25		RPI 26-50		W-L RECORDS		RPI 51-100			RPI 101-150		RPI 150+
0- 19	0- 0		0- 2		OVERALL		0- 0			0- 3		0- 14
0- 7	0- 0		0- 0		HOME		0- 0			0- 0		0- 7
0- 9	0- 0		0- 1		AWAY		0- 0			0- 2		0- 6
0- 3	0- 0		0- 1		NEUTRAL		0- 0			0- 1		0- 1
0- 7	0- 0		0- 2		NON-CONFERENCE		0- 0			0- 3		0- 2
0- 1	0- 0		0- 0		HOME		0- 0			0- 0		0- 1
0- 3	0- 0		0- 1		AWAY		0- 0			0- 2		0- 0
0- 3	0- 0		0- 1		NEUTRAL		0- 0			0- 1		0- 1
0- 12	0- 0		0- 0		CONFERENCE		0- 0			0- 0		0- 12
0- 6	0- 0		0- 0		HOME		0- 0			0- 0		0- 6
0- 6	0- 0		0- 0		AWAY		0- 0			0- 0		0- 6
0- 0	0- 0		0- 0		NEUTRAL		0- 0			0- 0		0- 0
RPI S	Opponent	Score	RPI S	Opponent	Score	RPI S	Opponent	Score	RPI S	Opponent	Score	
			26 A	Long Beach St.	0 3				112 A	Arkansas St.	0 3	
			45 N	Missouri	0 3				129 A	Tennessee St.	0 3	
									150 N	Cal St. Fullerton	0 3	
									235 N	Central Ark.	0 3	
									242 A	Mississippi Val.	0 3	
									242 H	Mississippi Val.	1 3	
									242 H	Mississippi Val.	0 3	
									245 H	Troy	0 3	
									256 A	Alabama A&M	0 3	
									256 H	Alabama A&M	0 3	
									297 A	Jackson St.	0 3	
									297 H	Jackson St.	0 3	
									305 A	Southern U.	0 3	
									305 H	Southern U.	2 3	
									310 A	Ark. -Pine Bluff	1 3	
									317 A	Alcorn St.	1 3	
									317 H	Alcorn St.	2 3	

LAST 10 DIVISION I GAMES												
			317 H	Alcorn St.	2 3		235 N	Central Ark.	0 3			
			256 A	Alabama A&M	0 3		242 A	Mississippi Val.	0 3			
			297 A	Jackson St.	0 3		317 A	Alcorn St.	1 3			
			310 A	Ark. -Pine Bluff	1 3		297 H	Jackson St.	0 3			
			112 A	Arkansas St.	0 3		129 A	Tennessee St.	0 3			

Non-Div. I Games Clark Atlanta 1 3

Alabama St.

[illegible]

Non-Di v. I Games	N. C.	Central	2	3	N. C.	Central	1	3	N. C.	Central	0	3	Wi nston-Sal em	3	0	South Carolina St.
	Wi nston-Sal em		3	0	Wi nston-Sal em		3	0	Wi nston-Sal em		3	1				

S
a
c
r
e
d
H
e
a
r
t

S
a
c
r
e
d
H
e
a
r
t

Sacred Heart

Average RPI	Win 286	WON-LOST	WINNING	LAST 10	OPPONENT	OPP.	STRENGTH	TEAM	ADJ	CONF.	ADJ CONF.
Average RPI	Loss212	RECORD	PCT. RANK	GAMES	SUCCESS	OF	SCHEDULE	RPI	RPI	RPI	RPI
DIV. I ONLY		4- 27	303	0- 10	295		271	308	314	23	23
DIV. I NON-CONF		4- 11	264	0- 1	303		293	302	306	23	23
<hr/>											
TOTALS	RPI 1-25		RPI 26-50		W-L RECORDS		RPI 51-100		RPI 101-150		RPI 150+
4- 27	0- 0		0- 1		OVERALL		0- 1		0- 2		4- 23
2- 9	0- 0		0- 0		HOME		0- 0		0- 0		2- 9
1- 13	0- 0		0- 1		AWAY		0- 0		0- 1		1- 11
1- 5	0- 0		0- 0		NEUTRAL		0- 1		0- 1		1- 3
4- 11	0- 0		0- 0		NON-CONFERENCE		0- 1		0- 1		4- 9
2- 2	0- 0		0- 0		HOME		0- 0		0- 0		2- 2
1- 4	0- 0		0- 0		AWAY		0- 0		0- 0		1- 4
1- 5	0- 0		0- 0		NEUTRAL		0- 1		0- 1		1- 3
0- 16	0- 0		0- 1		CONFERENCE		0- 0		0- 1		0- 14
0- 7	0- 0		0- 0		HOME		0- 0		0- 0		0- 7
0- 9	0- 0		0- 1		AWAY		0- 0		0- 1		0- 7
0- 0	0- 0		0- 0		NEUTRAL		0- 0		0- 0		0- 0
RPI S	Opponent	Score	RPI S	Opponent	Score	RPI S	Opponent	Score	RPI S	Opponent	Score
			43 A	Stephen F. Austin	0 3	99 N	Mi ssi ssi ppi St.	0 3	106 A	Texas-Arlington	0 3
									149 N	Auburn	0 3
									167 H	UTSA	0 3
									178 A	Texas St.	0 3
									186 A	Jacksonville	2 3
									194 A	McNeese St.	0 3
									194 H	McNeese St.	0 3
									198 A	Southern Miss.	1 3
									198 N	Southern Miss.	1 3
									211 N	Lafayette	3 2
									226 A	Sam Houston St.	0 3
									230 N	Ga. Southern	1 3
									231 H	A&M-Corpus Christi	0 3
									235 A	Central Ark.	1 3
									235 H	Central Ark.	0 3
									246 A	La. -Lafayette	0 3
									246 H	La. -Lafayette	1 3
									247 A	Northwestern St.	1 3
									247 H	Northwestern St.	1 3
									250 A	Lamar	1 3
									250 H	Lamar	1 3
									258 H	Grambling	1 3
									278 N	Samford	1 3
									279 A	Nicholls St.	0 3
									279 H	Nicholls St.	0 3
									283 A	South Ala.	1 3
									297 H	Jackson St.	3 0
									317 A	Alcorn St.	3 0
									317 H	Alcorn St.	3 0
<hr/>											
LAST 10 DIVISION I GAMES											
			250 A	Lamar	1 3		106 A	Texas-Arlington	0 3		
			194 A	McNeese St.	0 3		279 A	Nicholls St.	0 3		
			235 H	Central Ark.	0 3		231 H	A&M-Corpus Christi	0 3		
			247 H	Northwestern St.	1 3		167 H	UTSA	0 3		
			178 A	Texas St.	0 3		198 A	Southern Miss.	1 3		

Non-Div. I Games

Southeastern La.

Average RPI	Win 317	WON-LOST	WINNING	LAST 10	OPPONENT	OPP.	STRENGTH	TEAM	ADJ	CONF.	ADJ	CONF.
Average RPI	Loss246	RECORD	PCT. RANK	GAMES	SUCCESS	OF	SCHEDULE	RPI	RPI	RPI	RPI	RPI
DIV. I ONLY		5- 19	285	1- 9	316		319	314	315	32	32	
DIV. I NON-CONF		1- 4	282	0- 1	319		302	317	311	32	31	

TOTALS	RPI 1-25		RPI 26-50		W-L RECORDS		RPI 51-100			RPI 101-150		RPI 150+
5- 19	0- 0		0- 0		OVERALL		0- 1			0- 1		5- 17
2- 7	0- 0		0- 0		HOME		0- 0			0- 0		2- 7
2- 8	0- 0		0- 0		AWAY		0- 0			0- 1		2- 7
1- 4	0- 0		0- 0		NEUTRAL		0- 1			0- 0		1- 3
1- 4	0- 0		0- 0		NON-CONFERENCE		0- 0			0- 1		1- 3
1- 1	0- 0		0- 0		HOME		0- 0			0- 0		1- 1
0- 3	0- 0		0- 0		AWAY		0- 0			0- 1		0- 2
0- 0	0- 0		0- 0		NEUTRAL		0- 0			0- 0		0- 0
4- 15	0- 0		0- 0		CONFERENCE		0- 1			0- 0		4- 14
1- 6	0- 0		0- 0		HOME		0- 0			0- 0		1- 6
2- 5	0- 0		0- 0		AWAY		0- 0			0- 0		2- 5
1- 4	0- 0		0- 0		NEUTRAL		0- 1			0- 0		1- 3
RPI S	Opponent	Score	RPI S	Opponent	Score	RPI S	Opponent	Score	RPI S	Opponent	Score	
						81 N	Florida A&M	0 3	124 A	VCU	0 3	
									161 A	Morgan St.	0 3	
									161 H	Morgan St.	0 3	
									191 A	William & Mary	0 3	
									251 A	Md. -East. Shore	0 3	
									251 H	Md. -East. Shore	1 3	
									252 A	N. C. A&T	1 3	
									252 N	N. C. A&T	0 3	
									273 N	Bethune-Cookman	1 3	
									280 A	Navy	0 3	
									290 H	Howard	2 3	
									290 N	Howard	2 3	
									295 H	Del aware St.	1 3	
									301 H	Ci tadel	2 3	
									302 A	Coppin St.	1 3	
									302 H	Coppin St.	1 3	
									312 A	South Carolina St.	1 3	
									312 A	South Carolina St.	3 1	
									312 H	South Carolina St.	2 3	
									318 A	Norfol k St.	3 1	
									318 H	Norfol k St.	3 1	
									318 N	Norfol k St.	3 2	
									320 H	Savannah St.	3 0	
					LAST 10 DIVISION I GAMES							
					290 H Howard	2 3			251 H	Md. -East. Shore	1 3	
					318 H Norfolk St.	3 1			161 A	Morgan St.	0 3	
					302 H Coppin St.	1 3			302 A	Coppin St.	1 3	
					191 A William & Mary	0 3			81 N	Florida A&M	0 3	
					295 H Delaware St.	1 3			273 N	Bethune-Cookman	1 3	
Non-Div. I Games	N. C. Central	0 3	Winston-Salem	3 0	Winston-Salem	3 1	Winston-Salem	3 2	Hampton			

Average RPI	W n 307	WON-LOST	WINNING	LAST 10	OPPONENT	OPP.	STRENGTH	TEAM	ADJ	CONF.	ADJ	CONF.
Average RPI	Loss205	RECORD	PCT. RANK	GAMES	SUCCESS	OF	SCHEDULE	RPI	RPI	RPI	RPI	RPI
DIV. I ONLY		1- 31	316	1- 9	306		255	315	316	31	31	
DIV. I NON-CONF		1- 29	307	1- 9	295		244	312	319	31	32	
TOTALS	RPI 1-25		RPI 26-50	W-L RECORDS		RPI 51-100			RPI 101-150		RPI 150+	
1- 31	0- 0		0- 1	OVERALL		0- 4			0- 2		1- 24	
1- 10	0- 0		0- 0	HOME		0- 2			0- 0		1- 8	
0- 13	0- 0		0- 0	AWAY		0- 2			0- 0		0- 11	
0- 8	0- 0		0- 1	NEUTRAL		0- 0			0- 2		0- 5	
1- 29	0- 0		0- 1	NON-CONFERENCE		0- 3			0- 2		1- 23	
1- 9	0- 0		0- 0	HOME		0- 1			0- 0		1- 8	
0- 12	0- 0		0- 0	AWAY		0- 2			0- 0		0- 10	
0- 8	0- 0		0- 1	NEUTRAL		0- 0			0- 2		0- 5	
0- 2	0- 0		0- 0	CONFERENCE		0- 1			0- 0		0- 1	
0- 1	0- 0		0- 0	HOME		0- 1			0- 0		0- 0	
0- 1	0- 0		0- 0	AWAY		0- 0			0- 0		0- 1	
0- 0	0- 0		0- 0	NEUTRAL		0- 0			0- 0		0- 0	
RPI S	Opponent	Score	RPI S	Opponent	Score	RPI S	Opponent	Score	RPI S	Opponent	Score	
			32 N	Iowa St.	0 3	82 A	Oral Roberts	0 3	115 N	Marshall	0 3	
						82 H	Oral Roberts	0 3	122 N	Murray St.	1 3	
						90 H	IPFW	1 3	155 A	Indiana	0 3	
						98 A	Iowa	0 3	157 A	Valparaiso	0 3	
									157 H	Valparaiso	0 3	
									158 N	Maryland	0 3	
									179 A	Ill.-Chicago	0 3	
									187 H	Central Mich.	1 3	
									221 A	Kent St.	0 3	
									224 N	Colgate	1 3	
									232 A	Western Ill.	0 3	
									232 H	Western Ill.	0 3	
									234 N	Drake	0 3	
									240 A	IUPUI	0 3	
									240 H	IUPUI	0 3	
									265 A	UMKC	0 3	
									265 H	UMKC	0 3	
									265 N	North Carolina St.	1 3	
									272 A	Butler	0 3	
									275 H	DePaul	0 3	
									277 H	Indiana St.	0 3	
									292 A	Centenary (La.)	1 3	
									292 H	Centenary (La.)	0 3	
									302 N	Coppin St.	0 3	
									304 A	Providence	0 3	
									307 A	Oakland	0 3	
									307 H	Oakland	3 1	
LAST 10 DIVISION I GAMES												
307 H	Oakland	3 1	265 A	UMKC	0 3							
157 H	Valparaiso	0 3	292 H	Centenary (La.)	0 3							
277 H	Indiana St.	0 3	82 H	Oral Roberts	0 3							
240 A	IUPUI	0 3	187 H	Central Mich.	1 3							
232 A	Western Ill.	0 3	157 A	Valparaiso	0 3							

Non-Div. I Games

Chi cago St.

Average RPI Win 293 Average RPI Loss248			WON-LOST RECORD		WINNING PCT. RANK		LAST 10 GAMES		OPPONENT OPP. STRENGTH SUCCESS OF SCHEDULE		TEAM RPI	ADJ RPI	CONF. RPI	ADJ CONF. RPI	
DIV. I ONLY			3- 26		308		1- 9		313		309	316	317	33	33
DIV. I NON-CONF			0- 13		308		0- 2		297		292	315	316	33	33
TOTALS			RPI 1-25		RPI 26-50		W-L RECORDS		RPI 51-100		RPI 101-150		RPI 150+		
3- 26			0- 0		0- 0		OVERALL		0- 2		0- 1		3- 23		
2- 8			0- 0		0- 0		HOME		0- 0		0- 0		2- 8		
1- 10			0- 0		0- 0		AWAY		0- 0		0- 1		1- 9		
0- 8			0- 0		0- 0		NEUTRAL		0- 2		0- 0		0- 6		
0- 13			0- 0		0- 0		NON-CONFERENCE		0- 2		0- 1		0- 10		
0- 4			0- 0		0- 0		HOME		0- 0		0- 0		0- 4		
0- 4			0- 0		0- 0		AWAY		0- 0		0- 1		0- 3		
0- 5			0- 0		0- 0		NEUTRAL		0- 2		0- 0		0- 3		
3- 13			0- 0		0- 0		CONFERENCE		0- 0		0- 0		3- 13		
2- 4			0- 0		0- 0		HOME		0- 0		0- 0		2- 4		
1- 6			0- 0		0- 0		AWAY		0- 0		0- 0		1- 6		
0- 3			0- 0		0- 0		NEUTRAL		0- 0		0- 0		0- 3		
RPI S	Opponent		Score		RPI S	Opponent		Score		RPI S	Opponent		Score		
								83 N Memphi s				0	3		
								89 N UAB				0	3		
								128 A New Orleans				0	3		
								184 N Tenn. -Martin				0	3		
								198 H Southern Mi ss.				0	3		
								213 H Prai rie Vi ew				0	3		
								242 A Mi ssi ssi ppi Val .				0	3		
								242 H Mi ssi ssi ppi Val .				0	3		
								245 A Troy				0	3		
								247 N Northwestern St.				0	3		
								256 A Al abama A&M				0	3		
								256 H Al abama A&M				0	3		
								258 A Grambl ing				0	3		
								258 H Grambl ing				3	0		
								258 N Grambl ing				0	3		
								267 H Ai r Force				0	3		
								286 N Texas Southern				0	3		
								292 A Centenary (La.)				0	3		
								292 H Centenary (La.)				0	3		
								292 N Centenary (La.)				0	3		
297 A Jackson St.				0	3										
297 A Jackson St.				0	3										
297 N Jackson St.				0	3										
305 A Southern U.				1	3										
305 H Southern U.				1	3										
311 A Al abama St.				3	2										
311 H Al abama St.				3	1										
314 A Southeastern La.				0	3										
314 H Southeastern La.				0	3										
286 N Texas Southern				0	3										
258 N Grambl ing				0	3										
198 H Southern Mi ss.				0	3										
311 A Al abama St.				3	2										
256 A Al abama A&M				0	3										
242H Mi ssi ssi ppi Val .				0	3										
256H Al abama A&M				0	3										
305A Southern U.				1	3										
297A Jackson St.				0	3										
267H Ai r Force				0	3										
LAST 10 DIVISION I GAMES															

Non-Di v. I Games Bel haven

1 3

Al corn St.

Average RPI	Win 320	WON-LOST	WINNING	LAST 10	OPPONENT	OPP.	STRENGTH	TEAM	ADJ	CONF.	ADJ	CONF.
Average RPI	Loss251	RECORD	PCT. RANK	GAMES	SUCCESS	OF	SCHEDULE	RPI	RPI	RPI	RPI	RPI
DIV. I ONLY		2- 20	310	1- 9	317		315	319	318	32	32	
DIV. I NON-CONF		2- 5	253	1- 0	318		285	310	309	32	31	

TOTALS	RPI 1-25		RPI 26-50		W-L RECORDS		RPI 51-100			RPI 101-150		RPI 150+
2- 20	0- 1		0- 0		OVERALL		0- 1			0- 0		2- 18
0- 5	0- 0		0- 0		HOME		0- 1			0- 0		0- 4
1- 5	0- 0		0- 0		AWAY		0- 0			0- 0		1- 5
1- 10	0- 1		0- 0		NEUTRAL		0- 0			0- 0		1- 9
2- 5	0- 1		0- 0		NON-CONFERENCE		0- 0			0- 0		2- 4
0- 0	0- 0		0- 0		HOME		0- 0			0- 0		0- 0
1- 2	0- 0		0- 0		AWAY		0- 0			0- 0		1- 2
1- 3	0- 1		0- 0		NEUTRAL		0- 0			0- 0		1- 2
0- 15	0- 0		0- 0		CONFERENCE		0- 1			0- 0		0- 14
0- 5	0- 0		0- 0		HOME		0- 1			0- 0		0- 4
0- 3	0- 0		0- 0		AWAY		0- 0			0- 0		0- 3
0- 7	0- 0		0- 0		NEUTRAL		0- 0			0- 0		0- 7
RPI S	Opponent	Score	RPI S	Opponent	Score	RPI S	Opponent	Score	RPI S	Opponent	Score	
24 N	St. John's (N.Y.)	0 3				81 H	Florida A&M	0 3	161 N	Morgan St.	0 3	
									191 A	William & Mary	0 3	
									215 N	Stony Brook	0 3	
									251 A	Md. -East. Shore	0 3	
									251 N	Md. -East. Shore	0 3	
									252 H	N.C. A&T	0 3	
									267 A	Air Force	0 3	
									273 A	Bethune-Cookman	1 3	
									290 N	Howard	0 3	
									295 H	Delaware St.	0 3	
									295 N	Delaware St.	0 3	
									299 N	Wofford	0 3	
									302 N	Coppin St.	0 3	
									312 H	South Carolina St.	2 3	
									312 N	South Carolina St.	2 3	
									315 A	Hampton	1 3	
									315 H	Hampton	1 3	
									315 N	Hampton	2 3	
									319 N	Quinnipiac	3 1	
									320 A	Savannah St.	3 1	

LAST 10 DIVISION I GAMES												
320 A	Savannah St.	3 1	290 N	Howard	0 3							
273 A	Bethune-Cookman	1 3	315 N	Hampton	2 3							
315 A	Hampton	1 3	295 N	Delaware St.	0 3							
295 H	Delaware St.	0 3	161 N	Morgan St.	0 3							
251 N	Md. -East. Shore	0 3	302 N	Coppin St.	0 3							

Non-Div. I Games N.C. Central 0 3 Virginia St. 3 1 Winston-Salem 3 1 Winston-Salem 3 0 Norfolk St.

Average RPI Win 0 Average RPI Loss278				WON-LOST RECORD		WINNING PCT. RANK		LAST 10 GAMES		OPPONENT OPP. STRENGTH SUCCESS OF SCHEDULE		TEAM RPI	ADJ RPI	CONF. RPI	ADJ CONF. RPI		
DIV. I ONLY				0- 21		317		0- 8		319		320		320	320	31	31
DIV. I NON-CONF				0- 21		308		0- 8		314		318		320	320	31	32
TOTALS		RPI 1-25		RPI 26-50		W-L RECORDS		RPI 51-100		RPI 101-150		RPI 150+					
0- 21		0- 0		0- 0		OVERALL		0- 0		0- 0		0- 21					
0- 10		0- 0		0- 0		HOME		0- 0		0- 0		0- 10					
0- 8		0- 0		0- 0		AWAY		0- 0		0- 0		0- 8					
0- 3		0- 0		0- 0		NEUTRAL		0- 0		0- 0		0- 3					
0- 21		0- 0		0- 0		NON-CONFERENCE		0- 0		0- 0		0- 21					
0- 10		0- 0		0- 0		HOME		0- 0		0- 0		0- 10					
0- 8		0- 0		0- 0		AWAY		0- 0		0- 0		0- 8					
0- 3		0- 0		0- 0		NEUTRAL		0- 0		0- 0		0- 3					
0- 0		0- 0		0- 0		CONFERENCE		0- 0		0- 0		0- 0					
0- 0		0- 0		0- 0		HOME		0- 0		0- 0		0- 0					
0- 0		0- 0		0- 0		AWAY		0- 0		0- 0		0- 0					
0- 0		0- 0		0- 0		NEUTRAL		0- 0		0- 0		0- 0					
RPI S	Opponent	Score		RPI S	Opponent	Score		RPI S	Opponent	Score		RPI S	Opponent	Score			
												186 H Jacksonville	0	3			
												230 A Ga. Southern	0	3			
												230 H Ga. Southern	0	3			
												252 H N. C. A&T	1	3			
												257 A Mercer	0	3			
												257 H Mercer	0	3			
												268 A Stetson	0	3			
												268 H Stetson	0	3			
												273 A Bethune-Cookman	1	3			
												273 N Bethune-Cookman	0	3			
												281 H Campbell	0	3			
												281 N Campbell	0	3			
												299 H Wofford	0	3			
												301 A Citadel	0	3			
												301 H Citadel	0	3			
												309 A Charleston So.	0	3			
												309 N Charleston So.	0	3			
												312 A South Carolina St.	1	3			
												312 H South Carolina St.	0	3			
												315 A Hampton	0	3			
												318 H Norfolk St.	1	3			
LAST 10 DIVISION I GAMES																	
318 H Norfolk St.				1	3	281 H Campbell				0	3						
273 A Bethune-Cookman				1	3	301 H Citadel				0	3						
257 H Mercer				0	3	257 A Mercer				0	3						
268 A Stetson				0	3	299 H Wofford				0	3						
309 A Charleston So.				0	3	252 H N. C. A&T				1	3						
Non-Di v. I Games		Fort Valley St.		0	3	Fort Valley St.		0	3	Winston-Salem		2	3	Brewton Parker		0	3
														Savannah St.			