

Average RPI Win 44 Average RPI Loss 22				WON-LOST RECORD		WINNING PCT. RANK		LAST 10 GAMES		OPPONENT OPP. STRENGTH SUCCESS OF SCHEDULE		TEAM RPI		ADJ RPI		CONF. RPI		ADJ CONF. RPI					
DIV. I ONLY				33- 1		1		10- 0		2		2		1		1		3		3			
DIV. I NON-CONF				14- 0		1		6- 0		1		2		1		1		2		2			
TOTALS				RPI 1-25		RPI 26-50		W-L RECORDS		RPI 51-100		RPI 101-150		RPI 150+									
33- 1				14- 1		8- 0		OVERALL		9- 0		2- 0		0- 0									
19- 0				8- 0		5- 0		HOME		5- 0		1- 0		0- 0									
10- 1				2- 1		3- 0		AWAY		4- 0		1- 0		0- 0									
4- 0				4- 0		0- 0		NEUTRAL		0- 0		0- 0		0- 0									
14- 0				9- 0		2- 0		NON-CONFERENCE		3- 0		0- 0		0- 0									
9- 0				5- 0		2- 0		HOME		2- 0		0- 0		0- 0									
1- 0				0- 0		0- 0		AWAY		1- 0		0- 0		0- 0									
4- 0				4- 0		0- 0		NEUTRAL		0- 0		0- 0		0- 0									
19- 1				5- 1		6- 0		CONFERENCE		6- 0		2- 0		0- 0									
10- 0				3- 0		3- 0		HOME		3- 0		1- 0		0- 0									
9- 1				2- 1		3- 0		AWAY		3- 0		1- 0		0- 0									
0- 0				0- 0		0- 0		NEUTRAL		0- 0		0- 0		0- 0									
RPI S		Opponent		Score		RPI S		Opponent		Score		RPI S		Opponent		Score		RPI S		Opponent		Score	
2 N		UCLA		3 1		27 H		Long Beach St.		3 0		57 A		Creighton		3 1		134 A		Kansas		3 0	
3 N		Stanford		3 1		28 A		Iowa St.		3 1		71 H		Ameri can		3 1		134 H		Kansas		3 0	
4 H		Mi nnesota		3 1		28 H		Iowa St.		3 0		72 H		St. Mary's (Cal.)		3 0							
4 N		Mi nnesota		3 2		30 A		Mi ssouri		3 0		78 A		Bayl or		3 1							
6 A		Texas		3 2		30 H		Mi ssouri		3 0		78 H		Bayl or		3 0							
6 H		Texas		3 0		33 H		Mi ddl e Tenn.		3 0		97 A		Kansas St.		3 0							
12 H		San Di ego		3 0		50 A		Texas A&M		3 0		97 H		Kansas St.		3 0							
12 N		San Di ego		3 0		50 H		Texas A&M		3 0		99 A		Texas Tech		3 0							
13 A		Okl ahoma		3 0								99 H		Texas Tech		3 0							
13 H		Okl ahoma		3 0																			
18 H		Cal Poly		3 0																			
21 H		Loui svi lle		3 0																			
22 A		Col orado		2 3																			
22 H		Col orado		3 0																			
25 H		UNI		3 0																			
																</							

Non-Div. I Games

Nebraska

Average RPI Win 60 Average RPI Loss 13				WON-LOST RECORD		WINNING PCT. RANK		LAST 10 GAMES		OPPONENT OPP. STRENGTH SUCCESS OF SCHEDULE		TEAM RPI		ADJ RPI		CONF. RPI		ADJ CONF. RPI					
DIV. I ONLY				30- 4		8		9- 1		7		1		3		3		1		1			
DIV. I NON-CONF				12- 2		21		3- 1		17		9		10		10		1		1			
TOTALS				RPI 1-25		RPI 26-50		W-L RECORDS		RPI 51-100				RPI 101-150		RPI 150+							
30- 4				10- 3		8- 1		OVERALL		7- 0				3- 0		2- 0							
14- 1				3- 1		5- 0		HOME		4- 0				1- 0		1- 0							
10- 2				5- 1		2- 1		AWAY		2- 0				1- 0		0- 0							
6- 1				2- 1		1- 0		NEUTRAL		1- 0				1- 0		1- 0							
12- 2				2- 1		4- 1		NON-CONFERENCE		3- 0				1- 0		2- 0							
6- 0				0- 0		3- 0		HOME		2- 0				0- 0		1- 0							
2- 1				2- 0		0- 1		AWAY		0- 0				0- 0		0- 0							
4- 1				0- 1		1- 0		NEUTRAL		1- 0				1- 0		1- 0							
18- 2				8- 2		4- 0		CONFERENCE		4- 0				2- 0		0- 0							
8- 1				3- 1		2- 0		HOME		2- 0				1- 0		0- 0							
8- 1				3- 1		2- 0		AWAY		2- 0				1- 0		0- 0							
2- 0				2- 0		0- 0		NEUTRAL		0- 0				0- 0		0- 0							
RPI S	Opponent			Score		RPI S	Opponent			Score		RPI S	Opponent			Score		RPI S	Opponent			Score	
1 N	Nebraska			1 3		30 H	Missouri			3 2		53 H	UC Santa Barb.			3 0		123 N	VCU			3 0	
2 A	UCLA			3 2		32 A	Arizona St.			3 0		72 H	St. Mary's (Cal.)			3 0		146 A	Oregon St.			3 0	
2 H	UCLA			3 1		32 H	Arizona St.			3 0		76 N	Fairfield			3 0		146 H	Oregon St.			3 0	
6 A	Texas			3 1		37 A	Brigham Young			1 3		80 A	Arizona			3 0		207 H	Georgetown			3 0	
7 A	Southern California			3 0		39 H	Santa Clara			3 0		80 H	Arizona			3 0		231 N	A&M-Corpus Christi			3 0	
7 H	Southern California			0 3		40 H	Sacramento St.			3 0		95 A	Washington St.			3 0							
8 A	Washington			0 3		42 A	Oregon			3 0		95 H	Washington St.			3 0							
8 H	Washington			3 0		42 H	Oregon			3 0													
8 N	Washington			3 0		45 N	Northwestern			3 0													
11 A	Hawaii			3 0																			
15 A	California			3 1																			
15 H	California			3 0																			
15 N	California			3 0																			
LAST 10 DIVISION I GAMES																							
1 N Nebraska						1 3						40 H Sacramento St.						3 0					
8 N Washington						3 0						95 H Washington St.						3 0					
6 A Texas						3 1						8 H Washington						3 0					
15 N California						3 0						146A Oregon St.						3 0					
30 H Missouri						3 2						42 A Oregon						3 0					

Non-Div. I Games

Stanford

Average RPI				WON-LOST		WINNING		LAST 10		OPPONENT		OPP. STRENGTH		TEAM		ADJ		CONF.		ADJ CONF.											
Average RPI				RECORD		PCT. RANK		GAMES		SUCCESS		OF SCHEDULE		RPI		RPI		RPI		RPI											
DIV. I ONLY				26- 8		39		9- 1		1		7		4		4		2		2											
DIV. I NON-CONF				9- 5		101		3- 1		4		8		8		8		3		3											
TOTALS				RPI 1-25		RPI 26-50		W-L RECORDS		RPI 51-100		RPI 101-150		RPI 150+																	
26- 8				10- 6		7- 2		OVERALL		4- 0		3- 0		2- 0																	
13- 1				4- 1		4- 0		HOME		3- 0		1- 0		1- 0																	
9- 3				3- 2		3- 1		AWAY		1- 0		1- 0		1- 0																	
4- 4				3- 3		0- 1		NEUTRAL		0- 0		1- 0		0- 0																	
9- 5				4- 4		0- 1		NON-CONFERENCE		4- 0		1- 0		0- 0																	
4- 0				1- 0		0- 0		HOME		3- 0		0- 0		0- 0																	
1- 1				0- 1		0- 0		AWAY		1- 0		0- 0		0- 0																	
4- 4				3- 3		0- 1		NEUTRAL		0- 0		1- 0		0- 0																	
17- 3				6- 2		7- 1		CONFERENCE		0- 0		2- 0		2- 0																	
9- 1				3- 1		4- 0		HOME		0- 0		1- 0		1- 0																	
8- 2				3- 1		3- 1		AWAY		0- 0		1- 0		1- 0																	
0- 0				0- 0		0- 0		NEUTRAL		0- 0		0- 0		0- 0																	
RPI S	Opponent			Score		RPI S	Opponent			Score		RPI S	Opponent			Score		RPI S	Opponent			Score									
1 A	Nebraska			1	3	26 A	Mi chi gan			1	3	51 A	St. Louis			3	1	101 A	Iowa			3	0								
1 N	Nebraska			2	3	26 H	Mi chi gan			3	0	56 H	Dayton			3	0	101 H	Iowa			3	1								
5 A	Penn St.			1	3	36 A	Ill i noi s			3	0	94 H	Tul ane			3	0	148 N	Si ena			3	0								
5 H	Penn St.			2	3	36 H	Ill i noi s			3	0	96 H	Connecti cut			3	0	156 A	Indi ana			3	0								
9 A	Wi sconsi n			3	1	38 A	Mi chi gan St.			3	0																				
9 H	Wi sconsi n			3	0	38 H	Mi chi gan St.			3	2																				
10 H	Fl ori da			3	1	45 A	Northwestern			3	2																				
14 A	Purdue			3	0	45 H	Northwestern			3	0																				
14 H	Purdue			3	1	50 N	Texas A&M			1	3																				
16 A	Ohio St.			3	1																										
16 H	Ohio St.			3	0																										
17 N	LSU			0	3																										
18 N	Cal Poly			3	1																										
21 N	Loui sville			1	3																										
24 N	St. John' s (N. Y.)			3	2																										
25 N	UNI			3	1																										
LAST 10 DIVISION I GAMES																															
1 N Nebraska						2	3	14 A Purdue														3	0								
10 H Fl ori da						3	1	101 H Iowa														3	1								
24 N St. John' s (N. Y.)						3	2	9 A Wi sconsi n														3	1								
148 N Si ena						3	0	45 H Northwestern														3	0								
156 A Indi ana						3	0	36 H Ill i noi s														3	0								

Non-Di v. I Games

Minnesota

[illegible]

Non-Di v. I Games

Hawai i

Average RPI				Wi n 94	WON-LOST		WI NNI NG	LAST 10		OPPONENT		OPP. STRENGTH	TEAM	ADJ	CONF.	ADJ	CONF.			
Average RPI				Loss 15	RECORD		PCT.	RANK		SUCCESS		OF SCHEDULE	RPI	RPI	RPI	RPI				
DI V. I ONLY					26- 6		20		8- 2		17		37		11		12			
DI V. I NON-CONF					13- 5		73		3- 1		10		22		16		15			
TOTALS				RPI	1-25		RPI		26-50		W-L RECORDS		RPI		51-100		RPI			
26- 6				2- 4		5- 2		OVERALL				9- 0		4- 0		6- 0				
11- 1				2- 1		1- 0		HOME				4- 0		1- 0		3- 0				
8- 3				0- 2		1- 1		AWAY				3- 0		2- 0		2- 0				
7- 2				0- 1		3- 1		NEUTRAL				2- 0		1- 0		1- 0				
13- 5				1- 3		3- 2		NON-CONFERENCE				3- 0		4- 0		2- 0				
4- 1				1- 1		0- 0		HOME				1- 0		1- 0		1- 0				
2- 2				0- 1		0- 1		AWAY				0- 0		2- 0		0- 0				
7- 2				0- 1		3- 1		NEUTRAL				2- 0		1- 0		1- 0				
13- 1				1- 1		2- 0		CONFERENCE				6- 0		0- 0		4- 0				
7- 0				1- 0		1- 0		HOME				3- 0		0- 0		2- 0				
6- 1				0- 1		1- 0		AWAY				3- 0		0- 0		2- 0				
0- 0				0- 0		0- 0		NEUTRAL				0- 0		0- 0		0- 0				
RPI S	Opponent				Score		RPI S	Opponent				Score		RPI S	Opponent				Score	
1 A	Nebraska				0 3		26 N	Mi chi gan				0 3		53 H	UC Santa Barb.				3 0	
1 N	Nebraska				0 3		28 N	Iowa St.				3 2		55 N	Jacksonville St.				3 0	
9 H	Wi sconsi n				1 3		29 N	Duke				3 2		66 A	San Franci sco				3 1	
20 A	Pepperdi ne				1 3		31 A	New Mexico St.				2 3		66 H	San Franci sco				3 1	
20 H	Pepperdi ne				3 1		35 N	Hofstra				3 0		70 A	Loyol a Marymount				3 2	
23 H	Ohi o				3 1		39 A	Santa Clara				3 0		70 H	Loyol a Marymount				3 1	
							39 H	Santa Clara				3 0		72 A	St. Mary' s (Cal.)				3 1	
												72 H	St. Mary' s (Cal.)				3 0			
												98 N	Cal St. Northridge				3 0			
													</							

Non-Di v. I Games

San Di ego

Average RPI Win 97 Average RPI Loss 16				WON-LOST RECORD		WINNING PCT. RANK		LAST 10 GAMES		OPPONENT OPP. SUCCESS OF SCHEDULE		STRENGTH TEAM RPI		ADJ RPI		CONF. RPI		ADJ CONF. RPI					
DIV. I ONLY				25- 8		42		9- 1		25		27		16		16		2		2			
DIV. I NON-CONF				12- 1		10		2- 1		62		94		21		22		3		3			
TOTALS				RPI 1-25		RPI 26-50		W-L RECORDS		RPI 51-100				RPI 101-150		RPI 150+							
25- 8				3- 6		8- 2		OVERALL		4- 0				4- 0		6- 0							
15- 1				3- 1		5- 0		HOME		2- 0				2- 0		3- 0							
6- 7				0- 5		2- 2		AWAY		1- 0				1- 0		2- 0							
4- 0				0- 0		1- 0		NEUTRAL		1- 0				1- 0		1- 0							
12- 1				0- 1		2- 0		NON-CONFERENCE		4- 0				2- 0		4- 0							
6- 0				0- 0		1- 0		HOME		2- 0				1- 0		2- 0							
2- 1				0- 1		0- 0		AWAY		1- 0				0- 0		1- 0							
4- 0				0- 0		1- 0		NEUTRAL		1- 0				1- 0		1- 0							
13- 7				3- 5		6- 2		CONFERENCE		0- 0				2- 0		2- 0							
9- 1				3- 1		4- 0		HOME		0- 0				1- 0		1- 0							
4- 6				0- 4		2- 2		AWAY		0- 0				1- 0		1- 0							
0- 0				0- 0		0- 0		NEUTRAL		0- 0				0- 0		0- 0							
RPI S	Opponent			Score		RPI S	Opponent			Score		RPI S	Opponent			Score		RPI S	Opponent			Score	
4	A	Minnesota		0 3		26	A	Mi chi gan		3 0		75	A	Towson		3 1		101	A	Iowa		3 1	
4	H	Minnesota		1 3		26	H	Mi chi gan		3 2		79	N	Bel mont		3 0		101	H	Iowa		3 0	
5	A	Penn St.		0 3		32	H	Ari zona St.		3 0		90	H	I PFW		3 0		131	N	Houston		3 2	
5	H	Penn St.		3 0		33	N	Mi ddl e Tenn.		3 1		92	H	Northern Ill.		3 0		136	H	Tennessee Tech		3 0	
8	A	Washi ngton		0 3		36	A	Ill i noi s		0 3								156	A	Indi ana		3 1	
9	A	Wi sconsi n		0 3		36	H	Ill i noi s		3 0								156	H	Indi ana		3 0	
9	H	Wi sconsi n		3 2		38	A	Mi chi gan St.		3 0								201	N	Robert Morris		3 0	
14	A	Purdue		2 3		38	H	Mi chi gan St.		3 0								250	A	Youngstown St.		3 0	
14	H	Purdue		3 0		45	A	Northwestern		2 3								270	H	Iona		3 0	
						45	H	Northwestern		3 0								291	H	Lehi gh		3 0	
LAST 10 DIVISION I GAMES																							
		8 A Washi ngton		0 3				38 A Mi chi gan St.		3 0													
		33 N Mi ddl e Tenn.		3 1				26 A Mi chi gan		3 0													
		79 N Bel mont		3 0				101H Iowa		3 0													
		36 H Ill i noi s		3 0				5 H Penn St.		3 0													
		45 H Northwestern		3 0				14 H Purdue		3 0													

Non-Div. I Games

Ohio St.

Average RPI	Win 95	WON-LOST	WINNING	LAST 10	OPPONENT	OPP.	STRENGTH	TEAM	ADJ.	CONF.	ADJ.	CONF.
Average RPI	Loss 27	RECORD	PCT. RANK	GAMES	SUCCESS	OF	SCHEDULE	RPI	RPI	RPI	RPI	RPI
DIV. I ONLY		26- 6	20	7- 3	35		36	15	17	5		4
DIV. I NON-CONF		10- 2	28	2- 1	43		11	20	19	4		4

TOTALS	RPI 1-25		RPI 26-50		W-L RECORDS		RPI 51-100			RPI 101-150		RPI 150+
26- 6	2- 4		7- 0		OVERALL		7- 2			3- 0		7- 0
11- 2	0- 2		3- 0		HOME		3- 0			1- 0		4- 0
9- 3	0- 1		3- 0		AWAY		3- 2			1- 0		2- 0
6- 1	2- 1		1- 0		NEUTRAL		1- 0			1- 0		1- 0
10- 2	2- 2		1- 0		NON-CONFERENCE		3- 0			1- 0		3- 0
2- 1	0- 1		0- 0		HOME		0- 0			0- 0		2- 0
2- 0	0- 0		0- 0		AWAY		2- 0			0- 0		0- 0
6- 1	2- 1		1- 0		NEUTRAL		1- 0			1- 0		1- 0
16- 4	0- 2		6- 0		CONFERENCE		4- 2			2- 0		4- 0
9- 1	0- 1		3- 0		HOME		3- 0			1- 0		2- 0
7- 3	0- 1		3- 0		AWAY		1- 2			1- 0		2- 0
0- 0	0- 0		0- 0		NEUTRAL		0- 0			0- 0		0- 0
RPI S	Opponent	Score	RPI S	Opponent	Score	RPI S	Opponent	Score	RPI S	Opponent	Score	
4 N	Minnesota	3 0	46 A	Arkansas	3 1	51 A	St. Louis	3 1	107 A	Mississippi St.	3 0	
5 H	Penn St.	2 3	46 H	Arkansas	3 0	56 A	Dayton	3 1	107 H	Mississippi St.	3 0	
10 A	Florida	0 3	47 A	Kentucky	3 1	59 A	Mississippi	2 3	142 N	Wake Forest	3 0	
10 H	Florida	1 3	47 H	Kentucky	3 0	59 H	Mississippi	3 0	154 A	Auburn	3 0	
15 N	California	1 3	48 A	Tennessee	3 2	65 A	Alabama	1 3	154 H	Auburn	3 2	
24 N	St. John's (N.Y.)	3 0	48 H	Tennessee	3 0	65 H	Alabama	3 0	156 N	Indiana	3 0	
			50 N	Texas A&M	3 1	84 A	South Carolina	3 1	168 A	Georgia	3 0	
						84 H	South Carolina	3 0	168 H	Georgia	3 0	
						86 N	Marquette	3 0	184 H	Rice	3 1	
									279 H	Nicholls St.	3 0	

LAST 10 DIVISION I GAMES												
15 N	California	1 3	65 H	Alabama	3 0							
86 N	Marquette	3 0	46 H	Arkansas	3 0							
24 N	St. John's (N.Y.)	3 0	154 H	Auburn	3 2							
59 A	Mississippi	2 3	10 H	Florida	1 3							
107 A	Mississippi St.	3 0	84 A	South Carolina	3 1							

Non-Div. I Games

LSU

[illegible]

Non-Div. I Games

Cal Pol y

Average RPI	W n 128	WON-LOST	WINNING	LAST 10	OPPONENT	OPP.	STRENGTH	TEAM	ADJ	CONF.	ADJ	CONF.
Average RPI	Loss 13	RECORD	PCT. RANK	GAMES	SUCCESS	OF	SCHEDULE	RPI	RPI	RPI	RPI	RPI
DIV. I ONLY		28- 4	10	8- 2	58		53	17	19	6		6
DIV. I NON-CONF		10- 3	48	1- 1	54		21	27	27	6		8
<hr/>												
TOTALS	RPI 1-25		RPI 26-50		W-L RECORDS		RPI 51-100			RPI 101-150		RPI 150+
28- 4	0- 3		6- 1		OVERALL		3- 0			10- 0		9- 0
12- 0	0- 0		3- 0		HOME		1- 0			5- 0		3- 0
11- 3	0- 3		2- 0		AWAY		2- 0			3- 0		4- 0
5- 1	0- 0		1- 1		NEUTRAL		0- 0			2- 0		2- 0
10- 3	0- 3		2- 0		NON-CONFERENCE		0- 0			4- 0		4- 0
4- 0	0- 0		1- 0		HOME		0- 0			2- 0		1- 0
2- 3	0- 3		0- 0		AWAY		0- 0			0- 0		2- 0
4- 0	0- 0		1- 0		NEUTRAL		0- 0			2- 0		1- 0
18- 1	0- 0		4- 1		CONFERENCE		3- 0			6- 0		5- 0
8- 0	0- 0		2- 0		HOME		1- 0			3- 0		2- 0
9- 0	0- 0		2- 0		AWAY		2- 0			3- 0		2- 0
1- 1	0- 0		0- 1		NEUTRAL		0- 0			0- 0		1- 0
RPI S	Opponent	Score	RPI S	Opponent	Score	RPI S	Opponent	Score	RPI S	Opponent	Score	
2 A	UCLA	0 3	34 A	Colorado St.	3 1	63 A	UNLV	3 1	104 H	Utah Valley St.	3 0	
7 A	Southern Cal i forni a	1 3	34 H	Colorado St.	3 0	63 A	UNLV	3 0	111 N	Arkansas St.	3 0	
10 A	Flori da	1 3	34 N	Colorado St.	2 3	63 H	UNLV	3 0	127 A	TCU	3 1	
			37 A	Brigham Young	3 1				127 H	TCU	3 0	
			37 H	Brigham Young	3 0				129 A	San Di ego St.	3 0	
			38 N	Mi chi gan St.	3 2				129 H	San Di ego St.	3 0	
			41 H	Mi ssouri St.	3 0				133 A	Wyomi ng	3 2	
									133 H	Wyomi ng	3 1	
									138 H	Temple	3 0	
									139 N	North Carol i na	3 0	
									176 A	New Mexi co	3 1	
									176 H	New Mexi co	3 0	
									176 N	New Mexi co	3 0	
									192 H	Utah St.	3 0	
									204 A	Weber St.	3 0	
									215 A	Idaho St.	3 0	
									223 N	Fresno St.	3 0	
									267 A	Ai r Force	3 0	
									267 H	Ai r Force	3 0	
<hr/>												
LAST 10 DIVISION I GAMES												
2 A	UCLA	0 3	34 A	Col orado St.	3 1							
38 N	Mi chi gan St.	3 2	267 A	Ai r Force	3 0							
34 N	Col orado St.	2 3	133 H	Wyomi ng	3 1							
63 A	UNLV	3 0	176 A	New Mexi co	3 1							
176 N	New Mexi co	3 0	127 A	TCU	3 1							

Non-Di v. I Games

Utah

Average RPI Win 84 Average RPI Loss 22			WON-LOST RECORD		WINNING PCT. RANK		LAST 10 GAMES		OPPONENT OPP. SUCCESS OF SCHEDULE		STRENGTH TEAM RPI		ADJ RPI		CONF. RPI		ADJ CONF. RPI		
DIV. I ONLY			16- 12		122		8- 2		4		29		20		4		5		
DIV. I NON-CONF			5- 9		223		1- 2		5		4		32		5		5		
TOTALS			RPI 1-25		RPI 26-50		W-L RECORDS		RPI 51-100				RPI 101-150		RPI 150+				
16- 12			2- 8		2- 2		OVERALL		8- 2				0- 0		4- 0				
10- 3			2- 3		1- 0		HOME		5- 0				0- 0		2- 0				
4- 9			0- 5		0- 2		AWAY		2- 2				0- 0		2- 0				
2- 0			0- 0		1- 0		NEUTRAL		1- 0				0- 0		0- 0				
5- 9			1- 7		1- 1		NON-CONFERENCE		3- 1				0- 0		0- 0				
3- 3			1- 3		0- 0		HOME		2- 0				0- 0		0- 0				
0- 6			0- 4		0- 1		AWAY		0- 1				0- 0		0- 0				
2- 0			0- 0		1- 0		NEUTRAL		1- 0				0- 0		0- 0				
11- 3			1- 1		1- 1		CONFERENCE		5- 1				0- 0		4- 0				
7- 0			1- 0		1- 0		HOME		3- 0				0- 0		2- 0				
4- 3			0- 1		0- 1		AWAY		2- 1				0- 0		2- 0				
0- 0			0- 0		0- 0		NEUTRAL		0- 0				0- 0		0- 0				
RPI S	Opponent		Score		RPI S	Opponent		Score		RPI S	Opponent		Score		RPI S	Opponent		Score	
2 A	UCLA		2	3	27 A	Long Beach St.		1	3	53 A	UC Santa Barb.		0	3	160 A	Gonzaga		3	0
6 H	Texas		1	3	34 N	Col orado St.		3	1	56 H	Dayton		3	2	160 H	Gonzaga		3	0
7 H	Southern Cal i forni a		2	3	39 A	Santa Clara		0	3	66 A	San Franci sco		3	1	172 A	Portl and		3	0
11 A	Hawai i		2	3	39 H	Santa Clara		3	0	66 H	San Franci sco		3	0	172 H	Portl and		3	0
11 A	Hawai i		2	3						70 A	Loyol a Marymount		0	3					
12 A	San Di ego		1	3						70 H	Loyol a Marymount		3	0					
12 H	San Di ego		3	1						71 N	Ameri can		3	0					
14 H	Purdue		1	3						72 A	St. Mary' s (Cal .)		3	2					
15 A	Cal i forni a		0	3						72 H	St. Mary' s (Cal .)		3	0					
18 H	Cal Poly		3	2						100 H	Long Isl and		3	0					
LAST 10 DIVISION I GAMES																			
27 A	Long Beach St.		1	3	72 A	St. Mary' s (Cal .)		3	2	12 H	San Di ego		3	1					
56 H	Dayton		3	2	39 H	Santa Clara		3	0	160A	Gonzaga		3	0					
2 A	UCLA		2	3	66 A	San Francisco		3	1	172A	Portl and		3	0					

Non-Di v. I Games

Pepperdine

Average RPI Win 129 Loss 37				WON-LOST RECORD		WINNING PCT. RANK		LAST 10 GAMES		OPPONENT OPP. STRENGTH SUCCESS OF SCHEDULE		TEAM RPI	ADJ RPI	CONF. RPI	ADJ CONF. RPI		
DIV. I ONLY				25- 7		29		9- 1		33		63		21	21	13	13
DIV. I NON-CONF				9- 6		114		2- 1		11		23		25	23	11	11
TOTALS				RPI 1-25		RPI 26-50		W-L RECORDS		RPI 51-100		RPI 101-150		RPI 150+			
25- 7				2- 3		3- 2		OVERALL		7- 2		4- 0		9- 0			
16- 2				1- 0		2- 0		HOME		3- 2		3- 0		7- 0			
5- 3				0- 2		0- 1		AWAY		2- 0		1- 0		2- 0			
4- 2				1- 1		1- 1		NEUTRAL		2- 0		0- 0		0- 0			
9- 6				2- 2		1- 2		NON-CONFERENCE		2- 2		2- 0		2- 0			
8- 2				1- 0		1- 0		HOME		2- 2		2- 0		2- 0			
0- 2				0- 1		0- 1		AWAY		0- 0		0- 0		0- 0			
1- 2				1- 1		0- 1		NEUTRAL		0- 0		0- 0		0- 0			
16- 1				0- 1		2- 0		CONFERENCE		5- 0		2- 0		7- 0			
8- 0				0- 0		1- 0		HOME		1- 0		1- 0		5- 0			
5- 1				0- 1		0- 0		AWAY		2- 0		1- 0		2- 0			
3- 0				0- 0		1- 0		NEUTRAL		2- 0		0- 0		0- 0			
RPI S	Opponent			Score		RPI S	Opponent			Score		RPI S	Opponent			Score	
1 A	Nebraska			0 3		33 N	Middle Tenn.			2 3		55 H	Jacksonville St.			2 3	
4 N	Minnesota			3 1		44 H	Wis.-Milwaukee			3 0		56 H	Dayton			3 1	
18 N	Cal Poly			2 3		48 A	Tennessee			1 3		58 H	Cincinnati			3 0	
23 H	Ohio			3 1		49 H	Notre Dame			3 0		61 H	Xavier			3 1	
24 A	St. John's (N.Y.)			0 3		49 N	Notre Dame			3 2		80 H	Arizona			1 3	
												86 A	Marquette			3 1	
												86 N	Marquette			3 2	
												96 A	Connecticut			3 1	
												96 N	Connecticut			3 1	
LAST 10 DIVISION I GAMES																	
33 N	Middle Tenn.			2 3		96 N	Connecticut			3 1							
23 H	Ohio			3 1		207 H	Georgetown			3 0							
115 H	Marshall			3 0		173 H	South Fla.			3 0							
49 N	Notre Dame			3 2		113 A	Pittsburgh			3 1							
86 N	Marquette			3 2		286 A	West Virginia			3 1							

Non-Div. I Games

Louisi v. I l e

Average RPI Win 155 Loss 19				WON-LOST RECORD		WINNING PCT. RANK		LAST 10 GAMES		OPPONENT OPP. STRENGTH SUCCESS OF SCHEDULE		TEAM RPI	ADJ RPI	CONF. RPI	ADJ CONF. RPI		
DIV. I ONLY				28- 5		14		8- 2		60		77		22	23	15	15
DIV. I NON-CONF				9- 5		101		1- 2		46		16		49	47	15	14
TOTALS		RPI 1-25		RPI 26-50		W-L RECORDS		RPI 51-100		RPI 101-150		RPI 150+					
28- 5		0- 4		1- 1		OVERALL		6- 0		4- 0		17- 0					
8- 0		0- 0		0- 0		HOME		2- 0		2- 0		4- 0					
11- 3		0- 3		0- 0		AWAY		2- 0		1- 0		8- 0					
9- 2		0- 1		1- 1		NEUTRAL		2- 0		1- 0		5- 0					
9- 5		0- 4		1- 1		NON-CONFERENCE		2- 0		0- 0		6- 0					
0- 0		0- 0		0- 0		HOME		0- 0		0- 0		0- 0					
2- 3		0- 3		0- 0		AWAY		0- 0		0- 0		2- 0					
7- 2		0- 1		1- 1		NEUTRAL		2- 0		0- 0		4- 0					
19- 0		0- 0		0- 0		CONFERENCE		4- 0		4- 0		11- 0					
8- 0		0- 0		0- 0		HOME		2- 0		2- 0		4- 0					
9- 0		0- 0		0- 0		AWAY		2- 0		1- 0		6- 0					
2- 0		0- 0		0- 0		NEUTRAL		0- 0		1- 0		1- 0					
RPI S	Opponent			Score		RPI S	Opponent			Score		RPI S	Opponent			Score	
8 N	Washi ngton			0 3		47 N	Kentucky			2 3		53 N	UC Santa Barb.			3 0	
9 A	Wi sconsi n			2 3		49 N	Notre Dame			3 1		64 A	Bowling Green			3 2	
12 A	San Di ego			1 3								64 A	Bowling Green			3 0	
21 A	Loui svi lle			1 3								64 H	Bowling Green			3 0	
												67 N	Yal e			3 0	
												92 H	Northern Ill.			3 1	
LAST 10 DIVISION I GAMES																	
47 N	Kentucky			2 3		157 N	Eastern Mi ch.			3 2							
21 A	Loui svi lle			1 3		64 H	Bowling Green			3 0							
49 N	Notre Dame			3 1		144 H	Mi ami (Ohi o)			3 1							
64 A	Bowling Green			3 0		187 A	Central Mi ch.			3 1							
130 N	Western Mi ch.			3 0		221 A	Kent St.			3 0							

Non-Div. I Games

Oh! o

Average RPI		W n 158	WON-LOST	WINNING	LAST 10	OPPONENT		OPP.	STRENGTH	TEAM	ADJ	CONF.	ADJ	CONF.
Average RPI		Loss 17	RECORD	PCT. RANK	GAMES	SUCCESS		OF	SCHEDULE	RPI	RPI	RPI	RPI	RPI
DIV. I ONLY			31- 5	12	6- 4	87			87	24	24	13	13	
DIV. I NON-CONF			16- 4	34	1- 3	57			92	31	32	11	11	
TOTALS		RPI 1-25		RPI 26-50	W-L RECORDS	RPI 51-100						RPI 101-150		RPI 150+
31- 5	1- 4		2- 1	OVERALL		7- 0						4- 0		17- 0
11- 0	1- 0		1- 0	HOME		1- 0						2- 0		6- 0
11- 0	0- 0		1- 0	AWAY		5- 0						1- 0		4- 0
9- 5	0- 4		0- 1	NEUTRAL		1- 0						1- 0		7- 0
16- 4	0- 4		1- 0	NON-CONFERENCE		4- 0						2- 0		9- 0
4- 0	0- 0		1- 0	HOME		0- 0						1- 0		2- 0
4- 0	0- 0		0- 0	AWAY		3- 0						0- 0		1- 0
8- 4	0- 4		0- 0	NEUTRAL		1- 0						1- 0		6- 0
15- 1	1- 0		1- 1	CONFERENCE		3- 0						2- 0		8- 0
7- 0	1- 0		0- 0	HOME		1- 0						1- 0		4- 0
7- 0	0- 0		1- 0	AWAY		2- 0						1- 0		3- 0
1- 1	0- 0		0- 1	NEUTRAL		0- 0						0- 0		1- 0
RPI S	Opponent	Score	RPI S	Opponent	Score	RPI S	Opponent	Score	RPI S	Opponent	Score	RPI S	Opponent	Score
4 N	Minnesota	2 3	35 H	Hofstra	3 0	58 H	Cincinnati	3 0	103 N	Florida St.	3 1			
7 N	Southern California	0 3	49 A	Notre Dame	3 0	71 N	American	3 1	113 A	Pittsburgh	3 1			
10 N	Florida	0 3	49 N	Notre Dame	1 3	76 A	Fairfield	3 0	120 H	Albany (N.Y.)	3 1			
17 N	LSU	0 3				84 A	South Carolina	3 2	135 H	Seton Hall	3 0			
21 H	Louisville	3 0				86 A	Marquette	3 0	164 H	Villanova	3 2			
						93 A	Cornell	3 1	167 N	Bucknell	3 0			
						96 A	Connecticut	3 0	173 H	South Fla.	3 0			
									173 N	South Fla.	3 0			
									190 A	William & Mary	3 0			
									203 A	Syracuse	3 0			
									207 H	Georgetown	3 0			
									211 N	Binghamton	3 0			
									214 N	New Hampshire	3 0			
									216 H	Stony Brook	3 0			
									217 N	Buffalo	3 0			
									237 H	Columbia	3 0			
									251 H	Rutgers	3 0			
									267 N	Air Force	3 0			
									276 A	DePaul	3 0			
									286 A	West Virginia	3 1			
									318 N	Norfolk St.	3 0			
LAST 10 DIVISION I GAMES														
4 N	Minnesota	2 3	173 N	South Fla.	3 0									
120 H	Albany (N.Y.)	3 1	164 H	Villanova	3 2									
10 N	Florida	0 3	251 H	Rutgers	3 0									
17 N	LSU	0 3	86 A	Marquette	3 0									
49 N	Notre Dame	1 3	203 A	Syracuse	3 0									

Non-Div. I Games

St. John's (N.Y.)

Average RPI	Win 133	WON-LOST	WINNING	LAST 10	OPPONENT	OPP.	STRENGTH	TEAM	ADJ	CONF.	ADJ	CONF.
Average RPI	Loss 22	RECORD	PCT. RANK	GAMES	SUCCESS	OF	SCHEDULE	RPI	RPI	RPI	RPI	RPI
DIV. I ONLY		26- 6	20	9- 1	98		49	27	27	7	7	
DIV. I NON-CONF		14- 4	42	4- 1	81		12	38	33	7	6	

TOTALS	RPI 1-25		RPI 26-50		W-L RECORDS		RPI 51-100			RPI 101-150		RPI 150+
26- 6	1- 4		2- 2		OVERALL		7- 0			8- 0		8- 0
17- 3	1- 2		1- 1		HOME		4- 0			6- 0		5- 0
7- 3	0- 2		0- 1		AWAY		2- 0			2- 0		3- 0
2- 0	0- 0		1- 0		NEUTRAL		1- 0			0- 0		0- 0
14- 4	1- 2		2- 2		NON-CONFERENCE		3- 0			4- 0		4- 0
11- 2	1- 1		1- 1		HOME		2- 0			4- 0		3- 0
1- 2	0- 1		0- 1		AWAY		0- 0			0- 0		1- 0
2- 0	0- 0		1- 0		NEUTRAL		1- 0			0- 0		0- 0
12- 2	0- 2		0- 0		CONFERENCE		4- 0			4- 0		4- 0
6- 1	0- 1		0- 0		HOME		2- 0			2- 0		2- 0
6- 1	0- 1		0- 0		AWAY		2- 0			2- 0		2- 0
0- 0	0- 0		0- 0		NEUTRAL		0- 0			0- 0		0- 0
RPI S	Opponent	Score	RPI S	Opponent	Score	RPI S	Opponent	Score	RPI S	Opponent	Score	
1 A	Nebraska	0 3	30 H	Missouri	3 0	53 A	UC Santa Barb.	3 0	120 H	Albany (N.Y.)	3 0	
11 H	Hawaii	1 3	33 N	Middle Tenn.	3 1	53 H	UC Santa Barb.	3 2	123 H	VCU	3 0	
18 A	Cal Poly	0 3	40 A	Sacramento St.	0 3	63 H	UNLV	3 1	124 A	UC Irvine	3 0	
18 H	Cal Poly	2 3	42 H	Oregon	1 3	72 H	St. Mary's (Cal.)	3 0	124 H	UC Irvine	3 1	
20 H	Pepperdine	3 1				72 N	St. Mary's (Cal.)	3 2	130 H	Western Mich.	3 0	
						98 A	Cal St.	3 1	149 A	Cal St. Fullerton	3 0	
							Northridge		149 H	Cal St. Fullerton	3 0	
						98 H	Cal St.	3 0	150 H	Idaho	3 0	
							Northridge		164 H	Villanova	3 0	
									185 A	Pacific	3 0	
									185 H	Pacific	3 0	
									229 A	UC Davis	3 0	
									229 H	UC Davis	3 0	
									246 A	UC Riverside	3 0	
									246 H	UC Riverside	3 0	
									311 H	Alabama St.	3 0	

LAST 10 DIVISION I GAMES												
11 H	Hawaii	1 3	185 A	Pacific	3 0							
20 H	Pepperdine	3 1	98 A	Cal St. Northridge	3 1							
130 H	Western Mich.	3 0	149 H	Cal St. Fullerton	3 0							
120 H	Albany (N.Y.)	3 0	246 H	UC Riverside	3 0							
123 H	VCU	3 0	124 A	UC Irvine	3 0							

Non-Div. I Games

Long Beach St.

Average RPI		W n 108	WON-LOST	WINNING	LAST 10	OPPONENT		OPP.	STRENGTH	TEAM	ADJ	CONF.	ADJ	CONF.
Average RPI		Loss 20	RECORD	PCT. RANK	GAMES	SUCCESS		OF	SCHEDULE	RPI	RPI	RPI	RPI	
DIV. I	ONLY		21- 11	82	6- 4	36			30	32	28	3	3	
DIV. I	NON-CONF		9- 3	54	1- 1	74			77	51	46	2	2	
TOTALS		RPI 1-25		RPI 26-50		W-L RECORDS			RPI 51-100			RPI 101-150	RPI 150+	
21- 11		3- 8		4- 2		OVERALL			5- 1			5- 0	4- 0	
10- 4		2- 3		1- 1		HOME			3- 0			2- 0	2- 0	
8- 5		1- 4		2- 0		AWAY			2- 1			3- 0	0- 0	
3- 2		0- 1		1- 1		NEUTRAL			0- 0			0- 0	2- 0	
9- 3		1- 2		1- 1		NON-CONFERENCE			0- 0			3- 0	4- 0	
4- 0		1- 0		0- 0		HOME			0- 0			1- 0	2- 0	
2- 1		0- 1		0- 0		AWAY			0- 0			2- 0	0- 0	
3- 2		0- 1		1- 1		NEUTRAL			0- 0			0- 0	2- 0	
12- 8		2- 6		3- 1		CONFERENCE			5- 1			2- 0	0- 0	
6- 4		1- 3		1- 1		HOME			3- 0			1- 0	0- 0	
6- 4		1- 3		2- 0		AWAY			2- 1			1- 0	0- 0	
0- 0		0- 0		0- 0		NEUTRAL			0- 0			0- 0	0- 0	
RPI S	Opponent	Score		RPI S	Opponent	Score		RPI S	Opponent	Score		RPI S	Opponent	Score
1 A	Nebraska	0 3		26 N	Mi chi gan	1 3		78 A	Bayl or	3 0		101 A	Iowa	3 2
1 H	Nebraska	1 3		30 A	Mi ssouri	3 1		78 H	Bayl or	3 0		118 H	South Dakota St.	3 1
6 A	Texas	0 3		30 H	Mi ssouri	0 3		97 A	Kansas St.	3 2		124 A	UC I rvine	3 0
6 H	Texas	0 3		44 N	Wi s. -Mi l waukee	3 0		97 H	Kansas St.	3 1		134 A	Kansas	3 0
9 A	Wi sconsi n	0 3		50 A	Texas A&M	3 2		99 A	Texas Tech	2 3		134 H	Kansas	3 0
12 N	San Di ego	2 3		50 H	Texas A&M	3 1		99 H	Texas Tech	3 1		159 H	Val parai so	3 0
13 A	Okla homa	2 3										234 N	Drake	3 0
13 H	Okla homa	0 3										266 H	UMKC	3 0
22 A	Col orado	3 0										316 N	Chi cago St.	3 0
22 H	Col orado	3 2												
25 H	UNI	3 1												
LAST 10 DIVISION I GAMES														
9 A	Wi sconsi n	0 3		99 H	Texas Tech	3 1								
44 N	Wi s. -Mi l waukee	3 0		50 A	Texas A&M	3 2								
22 H	Col orado	3 2		1 H	Nebraska	1 3								
13 A	Okla homa	2 3		134 H	Kansas	3 0								
6 A	Texas	0 3		30 A	Mi ssouri	3 1								

Non-Di v. I Games

Iowa St.

Average RPI	Win 143	Loss 44	WON-LOST RECORD	WINNING PCT.	RANK	LAST 10 GAMES	OPPONENT SUCCESS	OPP. OF SCHEDULE	STRENGTH	TEAM RPI	ADJ RPI	CONF. RPI	ADJ CONF. RPI
DIV. I ONLY			29- 4		9	9- 1	127		68	26	29	8	8
DIV. I NON-CONF			8- 3		68	1- 1	115		19	59	58	8	7
<hr/>													
TOTALS	RPI 1-25		RPI 26-50			W-L RECORDS	RPI 51-100			RPI 101-150		RPI 150+	
29- 4	0- 2		2- 1			OVERALL	5- 0			11- 1		11- 0	
14- 0	0- 0		0- 0			HOME	3- 0			6- 0		5- 0	
12- 2	0- 1		2- 0			AWAY	2- 0			4- 1		4- 0	
3- 2	0- 1		0- 1			NEUTRAL	0- 0			1- 0		2- 0	
8- 3	0- 2		2- 1			NON-CONFERENCE	1- 0			2- 0		3- 0	
3- 0	0- 0		0- 0			HOME	1- 0			1- 0		1- 0	
2- 1	0- 1		2- 0			AWAY	0- 0			0- 0		0- 0	
3- 2	0- 1		0- 1			NEUTRAL	0- 0			1- 0		2- 0	
21- 1	0- 0		0- 0			CONFERENCE	4- 0			9- 1		8- 0	
11- 0	0- 0		0- 0			HOME	2- 0			5- 0		4- 0	
10- 1	0- 0		0- 0			AWAY	2- 0			4- 1		4- 0	
0- 0	0- 0		0- 0			NEUTRAL	0- 0			0- 0		0- 0	
RPI S Opponent	Score		RPI S Opponent	Score		RPI S Opponent	Score			RPI S Opponent	Score		
5 A Penn St.	0	3	32 A Ari zona St.	3	2	69 A Vi rgi ni a	3	0		103 A Fl ori da St.	3	0	
12 N San Di ego	2	3	48 A Tennessee	3	1	69 H Vi rgi ni a	3	1		103 H Fl ori da St.	3	0	
			49 N Notre Dame	1	3	83 A Cl emson	3	2		109 A Georgi a Tech	2	3	
						83 H Cl emson	3	0		109 H Georgi a Tech	3	1	
						86 H Marquette	3	1		116 N Eastern Ky.	3	0	
										123 H VCU	3	0	
										125 A Vi rgi ni a Tech	3	0	
										125 H Vi rgi ni a Tech	3	0	
										139 A North Carol i na	3	0	
										139 H North Carol i na	3	1	
										142 A Wake Forest	3	0	
										142 H Wake Forest	3	0	
										155 A Maryl and	3	1	
										155 H Maryl and	3	0	
										169 A Boston Colle ge	3	0	
										169 H Boston Colle ge	3	0	
										182 A Mi ami (Fl a.)	3	0	
										182 H Mi ami (Fl a.)	3	0	
										219 H Gardner-Webb	3	0	
										265 A North Carol i na St.	3	0	
										265 H North Carol i na St.	3	0	
										272 N Butler	3	0	
										286 N West Vi rgi ni a	3	0	
<hr/>													
LAST 10 DIVISION I GAMES													
12 N San Di ego	2	3	69 A Vi rgi ni a	3	0								
48 A Tennessee	3	1	169A Boston Colle ge	3	0								
182 H Mi ami (Fl a.)	3	0	155A Maryl and	3	1								
103 H Fl ori da St.	3	0	142H Wake Forest	3	0								
125 A Vi rgi ni a Tech	3	0	139H North Carol i na	3	1								

Non-Di v. I Games

Duke

Average RPI	W n 107	WON-LOST	WINNING	LAST 10	OPPONENT	OPP.	STRENGTH	TEAM	ADJ	CONF.	ADJ CONF.
Average RPI	Loss 22	RECORD	PCT. RANK	GAMES	SUCCESS	OF	SCHEDULE	RPI	RPI	RPI	RPI
DIV. I ONLY		18- 13	119	4- 6	23		28	40	30	3	3
DIV. I NON-CONF		7- 4	106	1- 1	37		75	53	48	2	2
TOTALS	RPI 1-25		RPI 26-50	W-L RECORDS		RPI 51-100			RPI 101-150	RPI 150+	
18- 13	2- 8		4- 4	OVERALL		5- 1			3- 0	4- 0	
8- 3	2- 2		1- 1	HOME		3- 0			1- 0	1- 0	
5- 8	0- 5		2- 2	AWAY		2- 1			1- 0	0- 0	
5- 2	0- 1		1- 1	NEUTRAL		0- 0			1- 0	3- 0	
7- 4	0- 2		2- 2	NON-CONFERENCE		0- 0			1- 0	4- 0	
1- 0	0- 0		0- 0	HOME		0- 0			0- 0	1- 0	
1- 2	0- 1		1- 1	AWAY		0- 0			0- 0	0- 0	
5- 2	0- 1		1- 1	NEUTRAL		0- 0			1- 0	3- 0	
11- 9	2- 6		2- 2	CONFERENCE		5- 1			2- 0	0- 0	
7- 3	2- 2		1- 1	HOME		3- 0			1- 0	0- 0	
4- 6	0- 4		1- 1	AWAY		2- 1			1- 0	0- 0	
0- 0	0- 0		0- 0	NEUTRAL		0- 0			0- 0	0- 0	
RPI S Opponent	Score	RPI S Opponent	Score	RPI S Opponent	Score	RPI S Opponent	Score	RPI S Opponent	Score		
1 A Nebraska	0 3	27 A Long Beach St.	0 3	78 A Bayl or	2 3	134 A Kansas	3 1				
1 H Nebraska	0 3	28 A Iowa St.	3 0	78 H Bayl or	3 1	134 H Kansas	3 0				
3 A Stanford	2 3	28 H Iowa St.	1 3	97 A Kansas St.	3 1	150 N Idaho	3 0				
5 N Penn St.	0 3	39 N Santa Clara	1 3	97 H Kansas St.	3 2	159 N Val parai so	3 1				
6 A Texas	1 3	39 N Santa Clara	3 0	99 A Texas Tech	3 0	164 N Villanova	3 0				
6 H Texas	3 0	49 A Notre Dame	3 2	99 H Texas Tech	3 0	202 H Ark. -Li ttle Rock	3 0				
13 A Okl ahoma	0 3	50 A Texas A&M	0 3			311 N Al abama St.	3 0				
13 H Okl ahoma	2 3	50 H Texas A&M	3 2								
22 A Col orado	2 3										
22 H Col orado	3 1										
		LAST 10 DIVISION I GAMES									
		3 A Stanford	2 3	13 H Okl ahoma	2 3						
		39 N Santa Clara	3 0	6 A Texas	1 3						
		99 H Texas Tech	3 0	22 H Col orado	3 1						
		50 A Texas A&M	0 3	28 H Iowa St.	1 3						
		134 A Kansas	3 1	78 A Bayl or	2 3						

Missouri

Missouri

Non-Di v. I Games

Missouri

Average RPI Win 161 Loss 48				WON-LOST RECORD		WINNING PCT. RANK		LAST 10 GAMES		OPPONENT OPP. STRENGTH SUCCESS OF SCHEDULE		TEAM RPI	ADJ RPI	CONF. RPI	ADJ CONF. RPI		
DIV. I ONLY				33- 4		5		7- 3		177		73	29	31	11	10	
DIV. I NON-CONF				17- 1		5		0- 1		151		58	28	29	10	9	
TOTALS		RPI 1-25		RPI 26-50		W-L RECORDS		RPI 51-100		RPI 101-150		RPI 150+					
33- 4		2- 3		1- 0		OVERALL		3- 0		9- 1		18- 0					
17- 0		2- 0		0- 0		HOME		2- 0		4- 0		9- 0					
9- 3		0- 2		0- 0		AWAY		0- 0		3- 1		6- 0					
7- 1		0- 1		1- 0		NEUTRAL		1- 0		2- 0		3- 0					
17- 1		1- 1		1- 0		NON-CONFERENCE		3- 0		3- 0		9- 0					
9- 0		1- 0		0- 0		HOME		2- 0		1- 0		5- 0					
3- 1		0- 1		0- 0		AWAY		0- 0		1- 0		2- 0					
5- 0		0- 0		1- 0		NEUTRAL		1- 0		1- 0		2- 0					
16- 3		1- 2		0- 0		CONFERENCE		0- 0		6- 1		9- 0					
8- 0		1- 0		0- 0		HOME		0- 0		3- 0		4- 0					
6- 2		0- 1		0- 0		AWAY		0- 0		2- 1		4- 0					
2- 1		0- 1		0- 0		NEUTRAL		0- 0		1- 0		1- 0					
RPI S	Opponent			Score		RPI S	Opponent			Score		RPI S	Opponent			Score	
11 A	Hawai i			1 3		40 N	Sacramento St.			3 1		114 A	San Jose St.			3 0	
11 H	Hawai i			3 2								114 H	San Jose St.			3 0	
11 N	Hawai i			1 3								118 A	South Dakota St.			3 0	
12 H	San Di ego			3 2								122 N	North Dakota St.			3 0	
22 A	Col orado			0 3								133 H	Wyomi ng			3 1	
												147 A	Nevada			2 3	
												147 H	Nevada			3 0	
												150 A	Idaho			3 0	
												150 H	Idaho			3 0	
												150 N	Idaho			3 0	
												157 N	Eastern Mi ch.			3 0	
												176 A	New Mexi co			3 0	
												176 H	New Mexi co			3 0	
												181 A	Boi se St.			3 0	
												181 H	Boi se St.			3 0	
												181 N	Boi se St.			3 1	
												192 A	Utah St.			3 0	
												192 H	Utah St.			3 0	
												212 A	UTEP			3 0	
												212 H	UTEP			3 1	
												215 H	Idaho St.			3 0	
												223 A	Fresno St.			3 0	
												223 H	Fresno St.			3 0	
												224 H	Northern Ari z.			3 0	
												248 N	Lamar			3 0	
												255 H	Akron			3 0	
												275 A	Loui si ana Tech			3 1	
												275 H	Loui si ana Tech			3 0	
LAST 10 DIVISION I GAMES																	
22 A	Col orado			0 3		223H	Fresno St.			3 0							
11 N	Hawai i			1 3		11 A	Hawai i			1 3							
150 N	Idaho			3 0		275H	Loui si ana Tech			3 0							
181 N	Boi se St.			3 1		150A	Idaho			3 0							
114 H	San Jose St.			3 0		181A	Boi se St.			3 0							

Non-Div. I Games

New Mexico St.

Average	RPI	Win 140	WON-LOST	WINNING	LAST 10	OPPONENT	OPP.	STRENGTH	TEAM	ADJ	CONF.	ADJ	CONF.	
Average	RPI	Loss 31	RECORD	PCT. RANK	GAMES	SUCCESS	OF	SCHEDULE	RPI	RPI	RPI	RPI	RPI	
DIV. I ONLY			20- 10	75	6- 4	32		62	35	34	6	6		
DIV. I NON-CONF			6- 5	131	0- 1	22		31	55	53	6	8		

TOTALS		RPI 1-25		RPI 26-50	W-L RECORDS		RPI 51-100			RPI 101-150	RPI 150+			
20- 10		1- 5		0- 4	OVERALL		2- 1			11- 0	6- 0			
11- 4		0- 1		0- 3	HOME		1- 0			6- 0	4- 0			
5- 5		0- 3		0- 1	AWAY		0- 1			3- 0	2- 0			
4- 1		1- 1		0- 0	NEUTRAL		1- 0			2- 0	0- 0			
6- 5		0- 3		0- 2	NON-CONFERENCE		1- 0			3- 0	2- 0			
5- 2		0- 0		0- 2	HOME		0- 0			3- 0	2- 0			
0- 2		0- 2		0- 0	AWAY		0- 0			0- 0	0- 0			
1- 1		0- 1		0- 0	NEUTRAL		1- 0			0- 0	0- 0			
14- 5		1- 2		0- 2	CONFERENCE		1- 1			8- 0	4- 0			
6- 2		0- 1		0- 1	HOME		1- 0			3- 0	2- 0			
5- 3		0- 1		0- 1	AWAY		0- 1			3- 0	2- 0			
3- 0		1- 0		0- 0	NEUTRAL		0- 0			2- 0	0- 0			

RPI S	Opponent		Score		RPI S	Opponent		Score		RPI S	Opponent		Score	
8 A	Washi ngton		1	3	37 A	Bri gham Young		2	3	63 A	UNLV		2	3
15 A	Cal i forni a		1	3	37 H	Bri gham Young		2	3	63 H	UNLV		3	0
19 A	Utah		0	3	41 H	Mi ssouri St.		2	3	71 N	Ameri can		3	2
19 H	Utah		1	3	50 H	Texas A&M		1	3					
19 N	Utah		3	2										
20 N	Pepperdi ne		1	3										

Non-Di v. I Games

Col orado St.

Average RPI	W n 157	WON-LOST	WINNING	LAST 10	OPPONENT	OPP.	STRENGTH	TEAM	ADJ	CONF.	ADJ	CONF.
Average RPI	Loss 60	RECORD	PCT. RANK	GAMES	SUCCESS	OF	SCHEDULE	RPI	RPI	RPI	RPI	RPI
DIV. I ONLY		24- 7	33	8- 2	54		110	28	35	12	11	
DIV. I NON-CONF		5- 6	182	1- 1	33		95	93	90	13	12	

TOTALS	RPI 1-25		RPI 26-50		W-L RECORDS		RPI 51-100			RPI 101-150		RPI 150+
24- 7	0- 3		0- 0		OVERALL		5- 3			9- 1		10- 0
13- 1	0- 0		0- 0		HOME		3- 1			6- 0		4- 0
8- 4	0- 2		0- 0		AWAY		1- 1			3- 1		4- 0
3- 2	0- 1		0- 0		NEUTRAL		1- 1			0- 0		2- 0
5- 6	0- 3		0- 0		NON-CONFERENCE		1- 2			2- 1		2- 0
2- 1	0- 0		0- 0		HOME		0- 1			2- 0		0- 0
0- 3	0- 2		0- 0		AWAY		0- 0			0- 1		0- 0
3- 2	0- 1		0- 0		NEUTRAL		1- 1			0- 0		2- 0
19- 1	0- 0		0- 0		CONFERENCE		4- 1			7- 0		8- 0
11- 0	0- 0		0- 0		HOME		3- 0			4- 0		4- 0
8- 1	0- 0		0- 0		AWAY		1- 1			3- 0		4- 0
0- 0	0- 0		0- 0		NEUTRAL		0- 0			0- 0		0- 0
RPI S	Opponent	Score	RPI S	Opponent	Score	RPI S	Opponent	Score	RPI S	Opponent	Score	
5 A	Penn St.	0 3				75 A	Towson	0 3	106 A	James Madi son	3 0	
12 N	San Di ego	0 3				75 H	Towson	3 1	106 H	James Madi son	3 1	
24 A	St. John's (N.Y.)	0 3				76 H	Fai rfi el d	0 3	110 A	Northeastern	3 1	
						91 A	Del aware	3 2	110 H	Northeastern	3 1	
						91 H	Del aware	3 0	120 H	Al bany (N.Y.)	3 1	
						91 H	Del aware	3 2	123 A	VCU	3 1	
						93 N	Cornel l	3 2	123 H	VCU	3 1	
						98 N	Cal St.	2 3	123 H	VCU	3 0	
							Northridge		129 A	San Diego St.	0 3	
									135 H	Seton Hall	3 1	
									180 A	Georgi a St.	3 1	
									180 H	Georgi a St.	3 0	
									190 A	William & Mary	3 1	
									190 H	William & Mary	3 0	
									218 A	George Mason	3 0	
									218 H	George Mason	3 0	
									263 A	UNC Wi lmi ngton	3 0	
									263 H	UNC Wi lmi ngton	3 0	
									282 N	NJIT	3 0	
									298 N	Hartford	3 0	

LAST 10 DIVISION I GAMES												
5 A	Penn St.	0 3				263 H	UNC Wi lmi ngton	3 0				
93 N	Cornel l	3 2				106 A	James Madi son	3 0				
123 H	VCU	3 0				218 A	George Mason	3 0				
91 H	Del aware	3 2				75 A	Towson	0 3				
180 H	Georgi a St.	3 0				91 A	Del aware	3 2				

Non-Di v. I Games

Hofstra

Average RPI	W n 92	WON-LOST	WINNING	LAST 10	OPPONENT	OPP.	STRENGTH	TEAM	ADJ	CONF.	ADJ	CONF.
Average RPI	Loss 20	RECORD	PCT. RANK	GAMES	SUCCESS	OF	SCHEDULE	RPI	RPI	RPI	RPI	RPI
DIV. I ONLY		15- 15	153	2- 8	9		20	42	36	2	2	
DIV. I NON-CONF		9- 1	15	0- 0	12		82	9	12	3	3	
TOTALS	RPI 1-25		RPI 26-50	W-L RECORDS		RPI 51-100			RPI 101-150		RPI 150+	
15- 15	1- 9		2- 5	OVERALL		6- 1			3- 0		3- 0	
7- 7	1- 4		1- 3	HOME		3- 0			1- 0		1- 0	
5- 7	0- 5		1- 2	AWAY		1- 0			2- 0		1- 0	
3- 1	0- 0		0- 0	NEUTRAL		2- 1			0- 0		1- 0	
9- 1	0- 0		1- 0	NON-CONFERENCE		6- 1			1- 0		1- 0	
4- 0	0- 0		1- 0	HOME		3- 0			0- 0		0- 0	
2- 0	0- 0		0- 0	AWAY		1- 0			1- 0		0- 0	
3- 1	0- 0		0- 0	NEUTRAL		2- 1			0- 0		1- 0	
6- 14	1- 9		1- 5	CONFERENCE		0- 0			2- 0		2- 0	
3- 7	1- 4		0- 3	HOME		0- 0			1- 0		1- 0	
3- 7	0- 5		1- 2	AWAY		0- 0			1- 0		1- 0	
0- 0	0- 0		0- 0	NEUTRAL		0- 0			0- 0		0- 0	
RPI S Opponent	Score		RPI S Opponent	Score		RPI S Opponent	Score		RPI S Opponent	Score		
4 A Minnesota	0 3		26 A Michigan	1 3		52 N Wichita St.	2 3		101 A Iowa	3 1		
4 H Minnesota	0 3		26 H Michigan	0 3		56 H Dayton	3 1		101 H Iowa	3 1		
5 A Penn St.	0 3		38 A Michigan St.	0 3		59 N Mississippi	3 1		139 A North Carolina	3 0		
5 H Penn St.	0 3		38 H Michigan St.	0 3		62 H Winthrop	3 0		156 A Indiana	3 1		
9 A Wisconsin	1 3		44 H Wis.-Milwaukee	3 0		85 H Illinois St.	3 1		156 H Indiana	3 1		
9 H Wisconsin	0 3		45 A Northwestern	3 0		86 A Marquette	3 0		189 N Loyola (Ill.)	3 1		
14 A Purdue	0 3		45 H Northwestern	1 3		89 N Col. of Charleston	3 1					
14 H Purdue	0 3											
16 A Ohio St.	0 3											
16 H Ohio St.	3 0											
LAST 10 DIVISION I GAMES												
16 A Ohio St.	0 3		4 A Minnesota	0 3								
5 A Penn St.	0 3		101 A Iowa	3 1								
14 H Purdue	0 3		45 H Northwestern	1 3								
156 H Indiana	3 1		38 H Michigan St.	0 3								
9 A Wisconsin	1 3		26 H Michigan	0 3								

Non-Div. I Games

Illinois

Average RPI	W n 121	WON-LOST	WINNING	LAST 10	OPPONENT	OPP.	STRENGTH	TEAM	ADJ	CONF.	ADJ	CONF.
Average RPI	Loss 28	RECORD	PCT. RANK	GAMES	SUCCESS	OF	SCHEDULE	RPI	RPI	RPI	RPI	RPI
DIV. I ONLY		20- 8	54	6- 4	76		35	41	39	4	5	
DIV. I NON-CONF		11- 3	39	1- 1	104		24	43	42	5	5	
TOTALS	RPI 1-25		RPI 26-50	W-L RECORDS		RPI 51-100			RPI 101-150		RPI 150+	
20- 8	1- 5		3- 1	OVERALL		5- 2			2- 0		9- 0	
6- 2	1- 1		1- 0	HOME		2- 1			0- 0		2- 0	
8- 5	0- 4		1- 0	AWAY		2- 1			1- 0		4- 0	
6- 1	0- 0		1- 1	NEUTRAL		1- 0			1- 0		3- 0	
11- 3	0- 2		3- 1	NON-CONFERENCE		1- 0			2- 0		5- 0	
1- 0	0- 0		1- 0	HOME		0- 0			0- 0		0- 0	
4- 2	0- 2		1- 0	AWAY		0- 0			1- 0		2- 0	
6- 1	0- 0		1- 1	NEUTRAL		1- 0			1- 0		3- 0	
9- 5	1- 3		0- 0	CONFERENCE		4- 2			0- 0		4- 0	
5- 2	1- 1		0- 0	HOME		2- 1			0- 0		2- 0	
4- 3	0- 2		0- 0	AWAY		2- 1			0- 0		2- 0	
0- 0	0- 0		0- 0	NEUTRAL		0- 0			0- 0		0- 0	
RPI S Opponent	Score	RPI S Opponent	Score	RPI S Opponent	Score	RPI S Opponent	Score	RPI S Opponent	Score			
3 A Stanford	0 3	30 N Mi ssouri	3 1	66 A San Franci sco	3 1	114 A San Jose St.	3 2					
6 A Texas	0 3	30 N Mi ssouri	0 3	66 H San Franci sco	3 0	124 N UC I rvi ne	3 0					
12 A San Di ego	0 3	40 H Sacramento St.	3 1	70 A Loyol a Marymount	3 2	159 N Val parai so	3 0					
12 H San Di ego	0 3	49 A Notre Dame	3 0	70 H Loyol a Marymount	0 3	160 A Gonzaga	3 2					
20 A Pepperdi ne	0 3			72 A St. Mary' s (Cal .)	2 3	160 H Gonzaga	3 0					
20 H Pepperdi ne	3 0			72 H St. Mary' s (Cal .)	3 2	172 A Portl and	3 0					
				97 N Kansas St.	3 0	172 H Portl and	3 0					
						185 N Paci fi c	3 0					
						207 N Georgetown	3 0					
						223 A Fresno St.	3 0					
						229 A UC Davi s	3 0					
LAST 10 DIVISION I GAMES												
30 N Mi ssouri	0 3	70 A Loyol a Marymount	3 2									
12 H San Di ego	0 3	20 A Pepperdi ne	0 3									
160 H Gonzaga	3 0	72 H St. Mary' s (Cal .)	3 2									
172 H Portl and	3 0	66 H San Franci sco	3 0									
229 A UC Davi s	3 0	12 A San Di ego	0 3									

Non-Di v. I Games

Santa Clara

Average RPI	Win 168	WON-LOST	WINNING	LAST 10	OPPONENT	OPP.	STRENGTH	TEAM	ADJ	CONF.	ADJ	CONF.
Average RPI	Loss 43	RECORD	PCT. RANK	GAMES	SUCCESS	OF	SCHEDULE	RPI	RPI	RPI	RPI	RPI
DIV. I ONLY		30- 6	16	8- 2	130		85	38	40	17	17	
DIV. I NON-CONF		16- 5	53	2- 1	106		47	57	54	16	16	

TOTALS	RPI 1-25		RPI 26-50		W-L RECORDS		RPI 51-100			RPI 101-150		RPI 150+
30- 6	0- 1		2- 3		OVERALL		4- 2			4- 0		20- 0
14- 1	0- 0		1- 0		HOME		2- 1			2- 0		9- 0
11- 4	0- 1		0- 2		AWAY		1- 1			2- 0		8- 0
5- 1	0- 0		1- 1		NEUTRAL		1- 0			0- 0		3- 0
16- 5	0- 1		2- 3		NON-CONFERENCE		3- 1			1- 0		10- 0
6- 1	0- 0		1- 0		HOME		1- 1			0- 0		4- 0
5- 3	0- 1		0- 2		AWAY		1- 0			1- 0		3- 0
5- 1	0- 0		1- 1		NEUTRAL		1- 0			0- 0		3- 0
14- 1	0- 0		0- 0		CONFERENCE		1- 1			3- 0		10- 0
8- 0	0- 0		0- 0		HOME		1- 0			2- 0		5- 0
6- 1	0- 0		0- 0		AWAY		0- 1			1- 0		5- 0
0- 0	0- 0		0- 0		NEUTRAL		0- 0			0- 0		0- 0

RPI S	Opponent	Score	RPI S	Opponent	Score	RPI S	Opponent	Score	RPI S	Opponent	Score	
3 A	Stanford	0 3	27 H	Long Beach St.	3 0	66 H	San Francisco	2 3	141 A	Eastern Wash.	3 2	
			31 N	New Mexico St.	1 3	68 H	Western Ky.	3 0	141 H	Eastern Wash.	3 0	
			39 A	Santa Clara	1 3	72 A	St. Mary's (Cal.)	3 0	141 H	Eastern Wash.	3 1	
			43 N	Stephen F. Austin	3 0	74 A	Portland St.	0 3	147 A	Nevada	3 1	
			46 A	Arkansas	1 3	74 H	Portland St.	3 0	152 N	Southeast Mo. St.	3 0	
						99 N	Texas Tech	3 1	157 N	Eastern Mi ch.	3 0	
									174 A	Northern Colo.	3 1	
									174 H	Northern Colo.	3 0	
									174 H	Northern Colo.	3 0	
									185 H	Paci fic	3 0	
									203 H	Syracuse	3 0	
									204 A	Weber St.	3 0	
									204 H	Weber St.	3 0	
									205 A	Montana	3 2	
									205 H	Montana	3 0	
									212 A	UTEP	3 0	
									215 A	Idaho St.	3 0	
									215 H	Idaho St.	3 0	
									224 A	Northern Ari z.	3 1	
									224 H	Northern Ari z.	3 0	
									229 A	UC Davi s	3 0	
									238 A	Montana St.	3 0	
									238 H	Montana St.	3 0	
									246 N	UC Ri versi de	3 1	

LAST 10 DIVISION I GAMES												
3 A	Stanford	0 3	215 H	Idaho St.	3 0							
141 H	Eastern Wash.	3 1	205 H	Montana	3 0							
174 H	Northern Colo.	3 0	141 A	Eastern Wash.	3 2							
174 A	Northern Colo.	3 1	74 A	Portland St.	0 3							
224 A	Northern Ari z.	3 1	204 H	Weber St.	3 0							

Non-Div. I Games

Sacramento St.

Average RPI	W n 161	WON-LOST	WINNING	LAST 10	OPPONENT	OPP.	STRENGTH	TEAM	ADJ	CONF.	ADJ	CONF.
Average RPI	Loss 42	RECORD	PCT. RANK	GAMES	SUCCESS	OF	SCHEDULE	RPI	RPI	RPI	RPI	RPI
DIV. I ONLY		27- 9	43	7- 3	59		100	34	41	10	12	
DIV. I NON-CONF		11- 4	65	1- 1	39		109	34	36	9	10	

TOTALS	RPI 1-25		RPI 26-50		W-L RECORDS		RPI 51-100			RPI 101-150		RPI 150+
27- 9	0- 5		2- 1		OVERALL		6- 3			2- 0		17- 0
11- 3	0- 1		0- 0		HOME		2- 2			1- 0		8- 0
11- 3	0- 2		2- 0		AWAY		3- 1			0- 0		6- 0
5- 3	0- 2		0- 1		NEUTRAL		1- 0			1- 0		3- 0
11- 4	0- 2		2- 1		NON-CONFERENCE		1- 1			2- 0		6- 0
5- 0	0- 0		0- 0		HOME		1- 0			1- 0		3- 0
3- 2	0- 1		2- 0		AWAY		0- 1			0- 0		1- 0
3- 2	0- 1		0- 1		NEUTRAL		0- 0			1- 0		2- 0
16- 5	0- 3		0- 0		CONFERENCE		5- 2			0- 0		11- 0
6- 3	0- 1		0- 0		HOME		1- 2			0- 0		5- 0
8- 1	0- 1		0- 0		AWAY		3- 0			0- 0		5- 0
2- 1	0- 1		0- 0		NEUTRAL		1- 0			0- 0		1- 0
RPI S	Opponent	Score	RPI S	Opponent	Score	RPI S	Opponent	Score	RPI S	Opponent	Score	
13 N	Okla homa	0 3	34 A	Col orado St.	3 2	52 A	Wi chi ta St.	3 2	111 H	Arkansas St.	3 0	
19 A	Utah	0 3	46 A	Arkansas	3 1	52 H	Wi chi ta St.	2 3	138 N	Temple	3 0	
25 A	UNI	1 3	50 N	Texas A&M	0 3	52 N	Wi chi ta St.	3 2	152 A	Southeast Mo. St.	3 0	
25 H	UNI	2 3				57 A	Creighton	3 1	159 H	Val parai so	3 0	
25 N	UNI	0 3				57 H	Creighton	3 1	161 N	Morgan St.	3 0	
						79 H	Belmont	3 0	192 N	Utah St.	3 0	
						80 A	Oral Roberts	0 3	197 A	Evansville	3 0	
						85 A	Illinois St.	3 2	197 H	Evansville	3 0	
						85 H	Illinois St.	2 3	197 N	Evansville	3 0	
									198 A	Southern Ill.	3 0	
									198 H	Southern Ill.	3 0	
									228 A	Bradley	3 0	
									228 H	Bradley	3 0	
									234 A	Drake	3 0	
									234 H	Drake	3 0	
									247 H	Northwestern St.	3 0	
									266 H	UMKC	3 0	
									277 A	Indiana St.	3 1	
									277 H	Indiana St.	3 0	

LAST 10 DIVISION I GAMES												
13 N	Okla homa	0 3	85 H	Illinois St.	2 3							
46 A	Arkansas	3 1	277 H	Indiana St.	3 0							
25 N	UNI	0 3	234 A	Drake	3 0							
52 N	Wi chi ta St.	3 2	57 A	Creighton	3 1							
197 N	Evansville	3 0	198 H	Southern Ill.	3 0							

Non-Div. I Games

Missouri St.

Average RPI	Win 188	WON-LOST	WINNING	LAST 10	OPPONENT	OPP.	STRENGTH	TEAM	ADJ	CONF.	ADJ	CONF.	
Average RPI	Loss 43	RECORD	PCT. RANK	GAMES	SUCCESS	OF SCHEDULE	RPI	RPI	RPI	RPI			
DIV. I ONLY		31- 4	7	9- 1	169	168	39	43	22	23			
DIV. I NON-CONF		12- 4	54	1- 1	149	55	66	65	23	23			
<hr/>													
TOTALS		RPI 1-25		RPI 26-50	W-L RECORDS			RPI 51-100		RPI 101-150	RPI 150+		
31- 4		0- 1		0- 2	OVERALL			1- 1		8- 0	22- 0		
10- 1		0- 0		0- 0	HOME			0- 1		4- 0	6- 0		
13- 2		0- 1		0- 1	AWAY			0- 0		3- 0	10- 0		
8- 1		0- 0		0- 1	NEUTRAL			1- 0		1- 0	6- 0		
12- 4		0- 1		0- 2	NON-CONFERENCE			1- 1		5- 0	6- 0		
3- 1		0- 0		0- 0	HOME			0- 1		3- 0	0- 0		
4- 2		0- 1		0- 1	AWAY			0- 0		2- 0	2- 0		
5- 1		0- 0		0- 1	NEUTRAL			1- 0		0- 0	4- 0		
19- 0		0- 0		0- 0	CONFERENCE			0- 0		3- 0	16- 0		
7- 0		0- 0		0- 0	HOME			0- 0		1- 0	6- 0		
9- 0		0- 0		0- 0	AWAY			0- 0		1- 0	8- 0		
3- 0		0- 0		0- 0	NEUTRAL			0- 0		1- 0	2- 0		
RPI S	Opponent	Score		RPI S	Opponent	Score		RPI S	Opponent	Score			
6 A	Texas	0	3	40 N	Sacramento St.	0	3	65 N	Alabama	3	2		
				46 A	Arkansas	2	3	78 H	Baylor	0	3		
										105 A	Texas-Arlington	3	0
										105 H	Texas-Arlington	3	0
										105 N	Texas-Arlington	3	0
										111 H	Arkansas St.	3	0
										112 A	North Texas	3	0
										128 H	Tennessee St.	3	1
										131 H	Houston	3	2
										145 A	SMU	3	2
										152 N	Southeast Mo. St.	3	0
										166 A	UTSA	3	1
										166 H	UTSA	3	0
										176 A	New Mexico	3	1
										178 A	Texas St.	3	1
										178 H	Texas St.	3	2
										178 N	Texas St.	3	1
										192 N	Utah St.	3	1
										194 A	McNeese St.	3	1
										226 A	Sam Houston St.	3	0
										226 H	Sam Houston St.	3	0
										231 A	A&M-Corpus Christi	3	0
										231 H	A&M-Corpus Christi	3	0
										233 A	Central Ark.	3	1
										245 N	Troy	3	0
										246 N	UC Riverside	3	0
										247 A	Northwestern St.	3	0
										247 N	Northwestern St.	3	0
										248 A	Lamar	3	0
										275 A	Louisiana Tech	3	0
										279 H	Nicholls St.	3	0
<hr/>													
LAST 10 DIVISION I GAMES													
6 A	Texas	0	3	233A	Central Ark.	3	1						
65 N	Alabama	3	2	247A	Northwestern St.	3	0						
105 N	Texas-Arlington	3	0	178A	Texas St.	3	1						
178 N	Texas St.	3	1	105A	Texas-Arlington	3	0						
247 N	Northwestern St.	3	0	231H	A&M-Corpus Christi	3	0						

Non-Div. I Games

Stephen F. Austin

RPI	S	Opponent	Score
314	H	Southeastern La.	3 0

Stephen F. Austin

S
t
e
p
h
e
n
F
.
A
u
s
t
i
n

Stephen F. Austin

Average RPI	Win 180	WON-LOST	WINNING	LAST 10	OPPONENT	OPP.	STRENGTH	TEAM	ADJ	CONF.	ADJ	CONF.
Average RPI	Loss 58	RECORD	PCT. RANK	GAMES	SUCCESS	OF SCHEDULE	RPI	RPI	RPI	RPI		
DIV. I ONLY		24- 6	25	9- 1	85	128	37	44	19	20		
DIV. I NON-CONF		8- 5	112	0- 1	34	48	54	55	19	19		
TOTALS	RPI 1-25		RPI 26-50	W-L RECORDS		RPI 51-100			RPI 101-150	RPI 150+		
24- 6	0- 2		0- 2	OVERALL		4- 1			2- 0	18- 1		
10- 1	0- 1		0- 0	HOME		1- 0			1- 0	8- 0		
8- 3	0- 1		0- 1	AWAY		2- 0			1- 0	5- 1		
6- 2	0- 0		0- 1	NEUTRAL		1- 1			0- 0	5- 0		
8- 5	0- 2		0- 2	NON-CONFERENCE		4- 1			0- 0	4- 0		
3- 1	0- 1		0- 0	HOME		1- 0			0- 0	2- 0		
2- 2	0- 1		0- 1	AWAY		2- 0			0- 0	0- 0		
3- 2	0- 0		0- 1	NEUTRAL		1- 1			0- 0	2- 0		
16- 1	0- 0		0- 0	CONFERENCE		0- 0			2- 0	14- 1		
7- 0	0- 0		0- 0	HOME		0- 0			1- 0	6- 0		
6- 1	0- 0		0- 0	AWAY		0- 0			1- 0	5- 1		
3- 0	0- 0		0- 0	NEUTRAL		0- 0			0- 0	3- 0		
RPI S	Opponent	Score	RPI S	Opponent	Score	RPI S	Opponent	Score	RPI S	Opponent	Score	
9 H	Wisconsin	0 3	28 N	Iowa St.	0 3	62 N	Winthrop	2 3	140 A	Cleveland St.	3 1	
21 A	Louisville	0 3	36 A	Illinois	0 3	65 A	Alabama	3 0	140 H	Cleveland St.	3 0	
						80 H	Oral Roberts	3 0	170 N	Ball St.	3 0	
						85 N	Illinois St.	3 0	174 H	Northern Colo.	3 0	
						86 A	Marquette	3 1	177 A	Wis.-Green Bay	3 0	
									177 H	Wis.-Green Bay	3 0	
									177 N	Wis.-Green Bay	3 1	
									179 A	Ill.-Chi cago	3 1	
									179 H	Ill.-Chi cago	3 2	
									179 N	Ill.-Chi cago	3 0	
									187 H	Central Mich.	3 0	
									189 A	Loyola (Ill.)	1 3	
									189 H	Loyola (Ill.)	3 0	
									195 A	Wright St.	3 0	
									195 H	Wright St.	3 1	
									250 A	Youngstown St.	3 0	
									250 H	Youngstown St.	3 1	
									250 N	Youngstown St.	3 0	
									257 N	Mercer	3 0	
									272 A	Butler	3 0	
									272 H	Butler	3 0	
LAST 10 DIVISION I GAMES												

Non-Div. I Games

Wis.-Milwaukee

Average RPI				WON-LOST		WINNING		LAST 10		OPPONENT		OPP. STRENGTH		TEAM		CONF.		ADJ. CONF.					
Average RPI				RECORD		PCT. RANK		GAMES		SUCCESS		OF SCHEDULE		RPI		RPI		RPI					
DIV. I ONLY				14- 15		162		4- 6		14		17		49		45		2					
DIV. I NON-CONF				6- 3		85		0- 0		36		86		42		45		3					
TOTALS				RPI 1-25		RPI 26-50		W-L RECORDS		RPI 51-100		RPI 101-150		RPI 150+									
14- 15				1- 11		3- 3		OVERALL		2- 0		3- 1		5- 0									
9- 6				1- 4		1- 2		HOME		1- 0		2- 0		4- 0									
4- 8				0- 6		2- 1		AWAY		0- 0		1- 1		1- 0									
1- 1				0- 1		0- 0		NEUTRAL		1- 0		0- 0		0- 0									
6- 3				0- 2		0- 0		NON-CONFERENCE		2- 0		1- 1		3- 0									
5- 0				0- 0		0- 0		HOME		1- 0		1- 0		3- 0									
0- 2				0- 1		0- 0		AWAY		0- 0		0- 1		0- 0									
1- 1				0- 1		0- 0		NEUTRAL		1- 0		0- 0		0- 0									
8- 12				1- 9		3- 3		CONFERENCE		0- 0		2- 0		2- 0									
4- 6				1- 4		1- 2		HOME		0- 0		1- 0		1- 0									
4- 6				0- 5		2- 1		AWAY		0- 0		1- 0		1- 0									
0- 0				0- 0		0- 0		NEUTRAL		0- 0		0- 0		0- 0									
RPI S	Opponent			Score		RPI S	Opponent			Score		RPI S	Opponent			Score		RPI S	Opponent			Score	
3 N	Stanford			0	3	26 A	Mi chi gan			0	3	76 N	Fai rfi eld			3	0	101 A	Iowa			3	1
4 A	Minnesota			0	3	26 H	Mi chi gan			3	2	80 H	Ari zona			3	2	101 H	Iowa			3	0
4 H	Minnesota			2	3	36 A	Ill i noi s			3	1							113 H	Pit tsburgh			3	1
5 A	Penn St.			0	3	36 H	Ill i noi s			0	3							130 A	Western Mi ch.			2	3
5 H	Penn St.			0	3	38 A	Mi chi gan St.			3	2							156 A	Indi ana			3	1
9 A	Wi sconsi n			2	3	38 H	Mi chi gan St.			0	3							156 H	Indi ana			3	0
9 H	Wi sconsi n			0	3													179 H	Ill . -Chi cago			3	0
11 A	Hawai i			1	3													239 H	Eastern Ill .			3	0
14 A	Purdue			1	3													240 H	IUPUI			3	0
14 H	Purdue			1	3																		
16 A	Ohio St.			0	3																		
16 H	Ohio St.			3	2																		
LAST 10 DIVISION I GAMES																							
	5 A Penn St.			0	3		9 A Wi sconsi n			2	3												
	16 A Ohio St.			0	3		101 A Iowa			3	1												
	156 H Indi ana			3	0		36 A Ill i noi s			3	1												
	14 H Purdue			1	3		26 H Mi chi gan			3	2												
	4 A Mi nnesota			0	3		38 H Mi chi gan St.			0	3												

Non-Di v. I Games

Northwestern

Average	RPI	Win	Loss	55	WON-LOST	WINNING	LAST 10	OPPONENT	OPP.	STRENGTH	TEAM	ADJ	CONF.	ADJ	CONF.
Average	RPI	Loss	55	RECORD	PCT.	RANK	GAMES	SUCCESS	OF	SCHEDULE	RPI	RPI	RPI	RPI	RPI
DIV. I	ONLY			19- 12		97	6- 4	33		41	47	47	5		4
DIV. I	NON-CONF			8- 3		68	1- 2	44		67	36	37	4		4
<hr/>															
TOTALS		RPI		1-25		RPI		26-50		W-L RECORDS		RPI		51-100	
												RPI		101-150	
														RPI	
														RPI	
														RPI	
														RPI	
														RPI	
														RPI	
														RPI	
														RPI	
														RPI	
														RPI	
														RPI	
														RPI	
														RPI	
														RPI	
														RPI	
														RPI	
														RPI	
														RPI	
														RPI	
														RPI	
														RPI	
														RPI	
														RPI	
														RPI	
														RPI	
														RPI	
														RPI	
														RPI	
														RPI	
														RPI	
														RPI	
														RPI	
														RPI	
														RPI	
														RPI	
														RPI	
														RPI	
														RPI	
														RPI	
														RPI	
														RPI	
														RPI	
														RPI	
														RPI	
														RPI	
														RPI	
														RPI	
														RPI	
														RPI	
														RPI	
														RPI	
														RPI	
														RPI	
														RPI	
														RPI	
														RPI	
														RPI	
														RPI	
														RPI	
														RPI	
														RPI	
														RPI	
														RPI	
														RPI	
														RPI	
														RPI	
														RPI	
														RPI	

Non-Div. I Games

Kentucky

Average RPI			Wi n 124	WON-LOST		WI NNING		LAST 10		OPPONENT OPP. STRENGTH		TEAM	ADJ	CONF.	ADJ CONF.				
Average RPI			Loss 37	RECORD		PCT. RANK		GAMES		SUCCESS		OF SCHEDULE	RPI	RPI	RPI	RPI			
DIV. I ONLY				19- 12		97		4- 6		39		44	48	48	5	4			
DIV. I NON-CONF				9- 2		31		0- 1		52		83	23	25	4	4			
TOTALS			RPI	1-25		RPI		26-50		W-L RECORDS		RPI		51-100		RPI	101-150	RPI	150+
19- 12			1- 5		1- 4		OVERALL		5- 3		6- 0		6- 0						
10- 5			1- 2		1- 2		HOME		3- 1		2- 0		3- 0						
6- 7			0- 3		0- 2		AWAY		2- 2		2- 0		2- 0						
3- 0			0- 0		0- 0		NEUTRAL		0- 0		2- 0		1- 0						
9- 2			1- 1		0- 1		NON-CONFERENCE		2- 0		4- 0		2- 0						
4- 1			1- 0		0- 1		HOME		1- 0		1- 0		1- 0						
2- 1			0- 1		0- 0		AWAY		1- 0		1- 0		0- 0						
3- 0			0- 0		0- 0		NEUTRAL		0- 0		2- 0		1- 0						
10- 10			0- 4		1- 3		CONFERENCE		3- 3		2- 0		4- 0						
6- 4			0- 2		1- 1		HOME		2- 1		1- 0		2- 0						
4- 6			0- 2		0- 2		AWAY		1- 2		1- 0		2- 0						
0- 0			0- 0		0- 0		NEUTRAL		0- 0		0- 0		0- 0						
RPI	S	Opponent	Score		RPI	S	Opponent	Score		RPI	S	Opponent	Score		RPI	S	Opponent	Score	
7	A	Southern Cal i forni a	1	3	29	H	Duke	1	3	59	A	Mi ssi ssi ppi	3	1	107	A	Mi ssi ssi ppi St.	3	1
10	A	Fl ori da	0	3	46	A	Arkansas	1	3	59	H	Mi ssi ssi ppi	3	1	107	H	Mi ssi ssi ppi St.	3	1
10	H	Fl ori da	1	3	46	H	Arkansas	3	1	65	A	Al abama	1	3	113	A	Pi ttsburgh	3	1
17	A	LSU	0	3	47	A	Kentucky	2	3	65	H	Al abama	2	3	115	N	Marshall	3	0
17	H	LSU	2	3	47	H	Kentucky	1	3	69	H	Vi rgi ni a	3	1	139	N	North Carol i na	3	0
21	H	Loui svi l l e	3	1						70	A	Loyol a Marymount	3	1	144	H	Mi ami (Ohi o)	3	1
										84	A	South Carol i na	1	3	154	A	Auburn	3	1
										84	H	South Carol i na	3	1	154	H	Auburn	3	1
															168	A	Georgi a	3	0
															168	H	Georgi a	3	0
															291	N	Lehi gh	3	0
															292	H	Centenary (La.)	3	0
LAST 10 DIVISION I GAMES																			
29	H	Duke	1	3	65	H	Al abama	2	3	47	H	Kentucky	1	3	59	H	Mi ssi ssi ppi	3	1
154	H	Auburn	3	1	59	H	Mi ssi ssi ppi	3	1	107	H	Mi ssi ssi ppi St.	3	1	17	A	LSU	0	3
10	H	Fl ori da	1	3															
84	A	South Carol i na	1	3															
168	A	Georgi a	3	0															

Non-Di v. I Games

Tennessee

Average RPI	W n 153	WON-LOST	WINNING	LAST 10	OPPONENT	OPP.	STRENGTH	TEAM	ADJ	CONF.	ADJ	CONF.		
Average RPI	Loss 60	RECORD	PCT. RANK	GAMES	SUCCESS	OF	SCHEDULE	RPI	RPI	RPI	RPI	RPI		
DIV. I ONLY		22- 9	56	8- 2	64		83	46	51	14	14			
DIV. I NON-CONF		8- 7	143	1- 1	51		53	79	73	14	15			
<hr/>														
TOTALS		RPI 1-25		RPI 26-50	W-L RECORDS			RPI 51-100		RPI 101-150	RPI 150+			
22- 9		0- 3		1- 1	OVERALL			5- 4		5- 0	11- 1			
8- 4		0- 2		0- 1	HOME			1- 1		3- 0	4- 0			
9- 3		0- 1		1- 0	AWAY			4- 1		1- 0	3- 1			
5- 2		0- 0		0- 0	NEUTRAL			0- 2		1- 0	4- 0			
<hr/>														
8- 7		0- 3		1- 1	NON-CONFERENCE			1- 3		1- 0	5- 0			
1- 3		0- 2		0- 1	HOME			0- 0		0- 0	1- 0			
4- 2		0- 1		1- 0	AWAY			1- 1		1- 0	1- 0			
3- 2		0- 0		0- 0	NEUTRAL			0- 2		0- 0	3- 0			
<hr/>														
14- 2		0- 0		0- 0	CONFERENCE			4- 1		4- 0	6- 1			
7- 1		0- 0		0- 0	HOME			1- 1		3- 0	3- 0			
5- 1		0- 0		0- 0	AWAY			3- 0		0- 0	2- 1			
2- 0		0- 0		0- 0	NEUTRAL			0- 0		1- 0	1- 0			
<hr/>														
RPI S	Opponent		Score		RPI S	Opponent		Score		RPI S	Opponent		Score	
4 H	Minnesota		1	3	33 A	Middle Tenn.		3	1	55 N	Jacksonville St.		2	3
14 A	Purdue		0	3	50 H	Texas A&M		1	3	56 A	Dayton		3	2
17 H	LSU		1	3						56 A	Dayton		3	1
										56 H	Dayton		1	3
										57 N	Creighton		2	3
										61 A	Xavier		3	1
										61 H	Xavier		3	1
										85 A	Illinois St.		2	3
										92 A	Northern Ill.		3	1
						</								

Non-Div. I Games

St. Louis

Average RPI	W n 168	WON-LOST	WINNING	LAST 10	OPPONENT	OPP.	STRENGTH	TEAM	ADJ	CONF.	ADJ	CONF.
Average RPI	Loss 77	RECORD	PCT. RANK	GAMES	SUCCESS	OF	SCHEDULE	RPI	RPI	RPI	RPI	RPI
DIV. I ONLY		25- 7	29	7- 3	153		101	52	52	10	12	
DIV. I NON-CONF		10- 3	48	1- 1	169		142	74	81	9	10	
TOTALS	RPI 1-25		RPI 26-50	W-L RECORDS		RPI 51-100			RPI 101-150		RPI 150+	
25- 7	2- 0		2- 2	OVERALL		4- 4			1- 1		16- 0	
10- 4	1- 0		0- 1	HOME		0- 3			1- 0		8- 0	
10- 2	1- 0		1- 0	AWAY		2- 1			0- 1		6- 0	
5- 1	0- 0		1- 1	NEUTRAL		2- 0			0- 0		2- 0	
10- 3	0- 0		1- 0	NON-CONFERENCE		2- 2			1- 1		6- 0	
4- 1	0- 0		0- 0	HOME		0- 1			1- 0		3- 0	
1- 2	0- 0		0- 0	AWAY		0- 1			0- 1		1- 0	
5- 0	0- 0		1- 0	NEUTRAL		2- 0			0- 0		2- 0	
15- 4	2- 0		1- 2	CONFERENCE		2- 2			0- 0		10- 0	
6- 3	1- 0		0- 1	HOME		0- 2			0- 0		5- 0	
9- 0	1- 0		1- 0	AWAY		2- 0			0- 0		5- 0	
0- 1	0- 0		0- 1	NEUTRAL		0- 0			0- 0		0- 0	
RPI S Opponent	Score		RPI S Opponent	Score		RPI S Opponent	Score		RPI S Opponent	Score		
25 A UNI	3 1		36 N Illinois	3 2		57 A Creighton	3 0		139 A North Carolina	2 3		
25 H UNI	3 0		41 A Missouri St.	3 2		57 H Creighton	2 3		141 H Eastern Wash.	3 0		
			41 H Missouri St.	2 3		79 N Belmont	3 0		166 H UTSA	3 1		
			41 N Missouri St.	2 3		80 H Oral Roberts	1 3		197 A Evansville	3 0		
						85 A Illinois St.	3 0		197 H Evansville	3 2		
						85 H Illinois St.	1 3		198 A Southern Ill.	3 0		
						89 N Col. of Charleston	3 1		198 H Southern Ill.	3 0		
						97 A Kansas St.	0 3		203 H Syracuse	3 0		
									213 N Lipscomb	3 0		
									228 A Bradley	3 0		
									228 H Bradley	3 0		
									234 A Drake	3 0		
									234 H Drake	3 0		
									238 N Montana St.	3 0		
									266 A UMKC	3 0		
									275 H Louisiana Tech	3 0		
									277 A Indiana St.	3 0		
									277 H Indiana St.	3 0		
LAST 10 DIVISION I GAMES												
			41 N Missouri St.	2 3		197 H Evansville	3 2					
			277 H Indiana St.	3 0		198 H Southern Ill.	3 0					
			85 H Illinois St.	1 3		80 H Oral Roberts	1 3					
			57 A Creighton	3 0		79 N Belmont	3 0					
			234 A Drake	3 0		41 A Missouri St.	3 2					

Non-Div. I Games

Wichita St.

Average RPI Win 144 Average RPI Loss 47				WON-LOST RECORD		WINNING PCT. RANK		LAST 10 GAMES		OPPONENT OPP. STRENGTH SUCCESS OF SCHEDULE		TEAM RPI		ADJ RPI		CONF. RPI		ADJ CONF. RPI					
DIV. I ONLY				19- 12		97		6- 4		62		55		64		53		7					
DIV. I NON-CONF				11- 6		96		3- 1		47		14		48		39		7					
TOTALS				RPI 1-25		RPI 26-50		W-L RECORDS		RPI 51-100		RPI 101-150		RPI 150+									
19- 12				2- 5		0- 3		OVERALL		4- 2		5- 2		8- 0									
7- 3				1- 1		0- 1		HOME		2- 0		1- 1		3- 0									
6- 7				0- 3		0- 1		AWAY		1- 2		1- 1		4- 0									
6- 2				1- 1		0- 1		NEUTRAL		1- 0		3- 0		1- 0									
11- 6				2- 3		0- 1		NON-CONFERENCE		2- 2		3- 0		4- 0									
3- 0				1- 0		0- 0		HOME		1- 0		0- 0		1- 0									
2- 4				0- 2		0- 0		AWAY		0- 2		0- 0		2- 0									
6- 2				1- 1		0- 1		NEUTRAL		1- 0		3- 0		1- 0									
8- 6				0- 2		0- 2		CONFERENCE		2- 0		2- 2		4- 0									
4- 3				0- 1		0- 1		HOME		1- 0		1- 1		2- 0									
4- 3				0- 1		0- 1		AWAY		1- 0		1- 1		2- 0									
0- 0				0- 0		0- 0		NEUTRAL		0- 0		0- 0		0- 0									
RPI S	Opponent			Score		RPI S	Opponent			Score		RPI S	Opponent			Score		RPI S	Opponent			Score	
3 A	Stanford			0	3	27 A	Long Beach St.			2	3	61 N	Xavi er			3	0	114 N	San Jose St.			3	2
9 N	Wi sconsi n			3	2	27 H	Long Beach St.			0	3	63 A	UNLV			0	3	120 N	Al bany (N. Y.)			3	1
12 A	San Di ego			0	3	37 N	Bri gham Young			2	3	66 A	San Franci sco			1	3	124 A	UC Irvi ne			3	2
18 A	Cal Pol y			0	3							70 H	Loyol a Marymount			3	2	124 H	UC Irvi ne			2	3
18 H	Cal Pol y			1	3							98 A	Cal St.			3	0	130 N	Western Mi ch.			3	1
20 H	Pepperdi ne			3	0								Northridge					149 A	Cal St. Fullerton			2	3
23 N	Ohi o			0	3							98 H	Cal St.			3	2	149 H	Cal St. Fullerton			3	0
													Northridge					185 A	Paci fi c			3	0
																		185 H	Paci fi c			3	0
																		199 N	Brown			3	0
																		223 A	Fresno St.			3	0
																		229 A	UC Davi s			3	0
																		229 H	UC Davi s			3	0
																		246 A	UC Ri versi de			3	0
																		246 H	UC Ri versi de			3	0
LAST 10 DIVISION I GAMES																							
						37 N	Bri gham Young			2	3	185H	Paci fi c			3	0						
						130 N	Western Mi ch.			3	1	149A	Cal St. Fullerton			2	3						
						120 N	Al bany (N. Y.)			3	1	246A	UC Ri versi de			3	0						
						229 A	UC Davi s			3	0	27 H	Long Beach St.			0	3						
						98 H	Cal St. Northridge			3	2	124H	UC Irvi ne			2	3						

Non-Di v. I Games

UC Santa Barb.

Average RPI	W n 192	WON-LOST	WINNING	LAST 10	OPPONENT	OPP.	STRENGTH	TEAM	ADJ	CONF.	ADJ	CONF.
Average RPI	Loss164	RECORD	PCT. RANK	GAMES	SUCCESS	OF	SCHEDULE	RPI	RPI	RPI	RPI	RPI
DIV. I ONLY		20- 3	11	8- 2	166		215	45	54	16		16
DIV. I NON-CONF		9- 0	1	0- 0	171		277	41	43	17		17
<hr/>												
TOTALS	RPI 1-25		RPI 26-50		W-L RECORDS		RPI 51-100			RPI 101-150		RPI 150+
20- 3	0- 0		0- 0		OVERALL		3- 1			1- 0		16- 2
7- 0	0- 0		0- 0		HOME		2- 0			0- 0		5- 0
7- 3	0- 0		0- 0		AWAY		1- 1			0- 0		6- 2
6- 0	0- 0		0- 0		NEUTRAL		0- 0			1- 0		5- 0
9- 0	0- 0		0- 0		NON-CONFERENCE		0- 0			1- 0		8- 0
0- 0	0- 0		0- 0		HOME		0- 0			0- 0		0- 0
3- 0	0- 0		0- 0		AWAY		0- 0			0- 0		3- 0
6- 0	0- 0		0- 0		NEUTRAL		0- 0			1- 0		5- 0
11- 3	0- 0		0- 0		CONFERENCE		3- 1			0- 0		8- 2
7- 0	0- 0		0- 0		HOME		2- 0			0- 0		5- 0
4- 3	0- 0		0- 0		AWAY		1- 1			0- 0		3- 2
0- 0	0- 0		0- 0		NEUTRAL		0- 0			0- 0		0- 0
RPI S	Opponent	Score	RPI S	Opponent	Score	RPI S	Opponent	Score	RPI S	Opponent	Score	
						67 A Yale		3 1	148 N Siena		3 1	
						67 H Yale		3 0	165 N Canisius		3 0	
						93 A Cornell		0 3	167 A Bucknell		3 0	
						93 H Cornell		3 1	175 A Penn		3 1	
									175 H Penn		3 0	
									191 A Harvard		3 0	
									191 H Harvard		3 1	
									199 A Brown		1 3	
									199 H Brown		3 0	
									200 A Dartmouth		0 3	
									200 H Dartmouth		3 0	
									216 N Stony Brook		3 2	
									225 A St. Francis (Pa.)		3 1	
									227 A Colgate		3 2	
									237 A Columbia		3 0	
									237 H Columbia		3 1	
									268 N La Salle		3 0	
									296 N Wagner		3 0	
									302 N Coppin St.		3 0	
<hr/>												
LAST 10 DIVISION I GAMES												
						175 H Penn		3 0	200H Dartmouth		3 0	
						93 A Cornell		0 3	191H Harvard		3 1	
						237 A Columbia		3 0	67 A Yale		3 1	
						199 H Brown		3 0	199A Brown		1 3	
						67 H Yale		3 0	237H Columbia		3 1	

Non-Div. I Games Juniata

3 0

Princeton

Average RPI Win 175				WON-LOST		WINNING		LAST 10		OPPONENT OPP. STRENGTH		TEAM	ADJ	CONF.	ADJ CONF.							
Average RPI Loss 96				RECORD		PCT. RANK		GAMES		SUCCESS OF SCHEDULE		RPI	RPI	RPI	RPI							
DIV. I ONLY				24- 5		18		9- 1		209		141		57	55	20	18					
DIV. I NON-CONF				6- 5		131		0- 1		136		81		122	109	20	20					
TOTALS				RPI 1-25		RPI 26-50		W-L RECORDS		RPI 51-100		RPI 101-150		RPI 150+								
24- 5				1- 1		0- 0		OVERALL		1- 1		8- 2		14- 1								
11- 0				0- 0		0- 0		HOME		0- 0		5- 0		6- 0								
10- 2				1- 0		0- 0		AWAY		0- 1		3- 0		6- 1								
3- 3				0- 1		0- 0		NEUTRAL		1- 0		0- 2		2- 0								
6- 5				1- 1		0- 0		NON-CONFERENCE		1- 1		0- 2		4- 1								
1- 0				0- 0		0- 0		HOME		0- 0		0- 0		1- 0								
2- 2				1- 0		0- 0		AWAY		0- 1		0- 0		1- 1								
3- 3				0- 1		0- 0		NEUTRAL		1- 0		0- 2		2- 0								
18- 0				0- 0		0- 0		CONFERENCE		0- 0		8- 0		10- 0								
10- 0				0- 0		0- 0		HOME		0- 0		5- 0		5- 0								
8- 0				0- 0		0- 0		AWAY		0- 0		3- 0		5- 0								
0- 0				0- 0		0- 0		NEUTRAL		0- 0		0- 0		0- 0								
RPI S	Opponent			Score		RPI S	Opponent			Score		RPI S	Opponent			Score						
12 N	San Diego			0 3							51 N	St. Louis			3 2		101 N	Iowa			0 3	
21 A	Louisville			3 2							57 A	Creighton			2 3		116 H	Eastern Ky.			3 0	
											117 H	Morehead St.			3 0							
											117 H	Morehead St.			3 0							
											121 A	Murray St.			3 0							
											122 N	North Dakota St.			2 3							
											128 A	Tennessee St.			3 0							
											128 H	Tennessee St.			3 0							
											136 A	Tennessee Tech			3 0							
											136 H	Tennessee Tech			3 0							
										152 A	Southeast Mo. St.			3 0								
										152 H	Southeast Mo. St.			3 1								
										152 H	Southeast Mo. St.			3 0								
										180 H	Georgia St.			3 0								
										183 A	Tenn. -Martin			3 0								
										186 A	Jacksonville			3 0								
										189 A	Loyola (Ill.)			2 3								
										239 A	Eastern Ill.			3 0								
										239 H	Eastern Ill.			3 0								
										264 A	Austin Peay			3 0								
										264 H	Austin Peay			3 0								
										266 N	UMKC			3 0								
										278 A	Samford			3 0								
										278 H	Samford			3 0								
										307 N	Oakland			3 0								
LAST 10 DIVISION I GAMES																						
12 N San Diego						0 3		121A Murray St.						3 0								
152 H Southeast Mo. St.						3 0		183A Tenn. -Martin						3 0								
117 H Morehead St.						3 0		136H Tennessee Tech						3 0								
152 H Southeast Mo. St.						3 1		278A Samford						3 0								
239 H Eastern Ill.						3 0		239A Eastern Ill.						3 0								

Non-Div. I Games

Jacksonville St.

Average RPI Win 159 Average RPI Loss 37				WON-LOST RECORD		WINNING PCT. RANK		LAST 10 GAMES		OPPONENT OPP. STRENGTH SUCCESS OF SCHEDULE		TEAM RPI		ADJ RPI		CONF. RPI		ADJ CONF. RPI					
DIV. I ONLY				22- 11		75		4- 6		79		57		58		56		14					
DIV. I NON-CONF				10- 8		127		0- 3		73		18		88		86		14					
TOTALS				RPI 1-25		RPI 26-50		W-L RECORDS		RPI 51-100		RPI 101-150		RPI 150+									
22- 11				0- 5		0- 1		OVERALL		6- 5		5- 0		11- 0									
13- 4				0- 2		0- 0		HOME		2- 2		2- 0		9- 0									
5- 7				0- 3		0- 1		AWAY		1- 3		2- 0		2- 0									
4- 0				0- 0		0- 0		NEUTRAL		3- 0		1- 0		0- 0									
10- 8				0- 5		0- 1		NON-CONFERENCE		3- 2		2- 0		5- 0									
6- 2				0- 2		0- 0		HOME		0- 0		1- 0		5- 0									
0- 6				0- 3		0- 1		AWAY		0- 2		0- 0		0- 0									
4- 0				0- 0		0- 0		NEUTRAL		3- 0		1- 0		0- 0									
12- 3				0- 0		0- 0		CONFERENCE		3- 3		3- 0		6- 0									
7- 2				0- 0		0- 0		HOME		2- 2		1- 0		4- 0									
5- 1				0- 0		0- 0		AWAY		1- 1		2- 0		2- 0									
0- 0				0- 0		0- 0		NEUTRAL		0- 0		0- 0		0- 0									
RPI S	Opponent			Score		RPI S	Opponent			Score		RPI S	Opponent			Score		RPI S	Opponent			Score	
4 A	Minnesota			0	3	36 A	Illinois			1	3	51 A	St. Louis			3	1	136 N	Tennessee Tech			3	0
14 H	Purdue			2	3							51 H	St. Louis			2	3	137 A	Charlotte			3	0
17 H	LSU			1	3							51 H	St. Louis			1	3	138 H	Temple			3	0
20 A	Pepperdine			2	3							58 A	Cincinnati			1	3	142 H	Wake Forest			3	0
21 A	Louisville			1	3							61 A	Xavier			2	3	143 A	George Washington			3	0
												61 H	Xavier			3	0	156 H	Indiana			3	0
												61 H	Xavier			3	0	162 H	Fordham			3	1
												70 A	Loyola Marymount			0	3	195 H	Wright St.			3	2
												80 N	Arizona			3	0	198 H	Southern Ill.			3	0
												94 N	Tulane			3	1	206 A	Duquesne			3	0
												96 N	Connecticut			3	1	206 H	Duquesne			3	0
																		240 H	IUPUI			3	0
																		244 A	Rhode Island			3	0
																		244 H	Rhode Island			3	0
																		250 H	Youngstown St.			3	0
																		268 H	La Salle			3	1
LAST 10 DIVISION I GAMES																							
70 A	Loyola Marymount			0	3	206 H	Duquesne			3	0	58 A	Cincinnati			1	3						
20 A	Pepperdine			2	3	244 A	Rhode Island			3	0	61 A	Xavier			2	3						
51 H	St. Louis			1	3	206 A	Duquesne			3	0												
61 H	Xavier			3	0																		
51 H	St. Louis			2	3																		

Non-Div. I Games

Dayton

Average RPI	W n 158	WON-LOST	WINNING	LAST 10	OPPONENT	OPP.	STRENGTH	TEAM	ADJ	CONF.	ADJ	CONF.			
Average RPI	Loss 66	RECORD	PCT. RANK	GAMES	SUCCESS	OF	SCHEDULE	RPI	RPI	RPI	RPI	RPI			
DIV. I ONLY		21- 10	73	6- 4	69		74	53	57	10	12				
DIV. I NON-CONF		8- 3	68	0- 0	42		54	33	34	9	10				
<hr/>															
TOTALS		RPI 1-25		RPI 26-50	W-L RECORDS			RPI 51-100		RPI 101-150	RPI 150+				
21- 10		0- 4		1- 2	OVERALL			6- 1		3- 2	11- 1				
8- 5		0- 2		0- 1	HOME			2- 1		1- 1	5- 0				
9- 4		0- 1		1- 1	AWAY			3- 0		0- 1	5- 1				
4- 1		0- 1		0- 0	NEUTRAL			1- 0		2- 0	1- 0				
8- 3		0- 1		1- 0	NON-CONFERENCE			2- 0		3- 2	2- 0				
2- 2		0- 1		0- 0	HOME			1- 0		1- 1	0- 0				
2- 1		0- 0		1- 0	AWAY			0- 0		0- 1	1- 0				
4- 0		0- 0		0- 0	NEUTRAL			1- 0		2- 0	1- 0				
13- 7		0- 3		0- 2	CONFERENCE			4- 1		0- 0	9- 1				
6- 3		0- 1		0- 1	HOME			1- 1		0- 0	5- 0				
7- 3		0- 1		0- 1	AWAY			3- 0		0- 0	4- 1				
0- 1		0- 1		0- 0	NEUTRAL			0- 0		0- 0	0- 0				
RPI S	Opponent	Score		RPI S	Opponent	Score		RPI S	Opponent	Score		RPI S	Opponent	Score	
1 H	Nebraska	1	3	33 A	Mi ddl e Tenn.	3	0	51 N	St. Loui s	3	2	101 H	Iowa	2	3
25 A	UNI	0	3	41 A	Mi ssouri St.	1	3	52 A	Wi chi ta St.	3	2	118 A	South Dakota St.	1	3
25 H	UNI	2	3	41 H	Mi ssouri St.	1	3	52 H	Wi chi ta St.	0	3	122 H	North Dakota St.	3	0
25 N	UNI	0	3					55 H	Jacksonville St.	3	2	144 N	Mi ami (Ohi o)	3	1
								85 A	Ill i noi s St.	3	1	147 N	Nevada	3	0
								85 A	Ill i noi s St.	3	1	193 N	Fla. Atlanti c	3	0
								85 H	Ill i noi s St.	3	1	197 A	Evansville	3	2
												197 H	Evansville	3	0
												198 A	Southern Ill.	3	1
												198 H	Southern Ill.	3	1
												228 A	Bradley	3	0
												228 H	Bradley	3	0
												234 A	Drake	1	3
												234 H	Drake	3	0
												238 A	Montana St.	3	0
												277 A	Indi ana St.	3	0
												277 H	Indi ana St.	3	0
				LAST 10 DIVISION I GAMES											
25 N UNI				0	3	41 H Mi ssouri St.				1	3				
85 A Ill i noi s St.				3	1	25 A UNI				0	3				
197 A Evansville				3	2	228A Bradl ey				3	0				
198 A Southern Ill.				3	1	85 H Ill i noi s St.				3	1				
52 H Wi chi ta St.				0	3	277H Indi ana St.				3	0				

Non-Div. I Games

Creighton

Average RPI	Win 176	Loss 45	WON-LOST RECORD	WINNING PCT.	RANK	LAST 10 GAMES	OPPONENT SUCCESS	OPP. OF SCHEDULE	STRENGTH RPI	TEAM RPI	ADJ RPI	CONF. RPI	ADJ CONF. RPI	
DIV. I ONLY			22- 7		40	8- 2	141		97	55	58	13	13	
DIV. I NON-CONF			12- 2		21	2- 0	98		114	37	40	11	11	
<hr/>														
TOTALS		RPI 1-25			RPI 26-50	W-L RECORDS		RPI 51-100				RPI 101-150	RPI 150+	
22- 7		0- 4			2- 1	OVERALL		3- 1				3- 1	14- 0	
13- 2		0- 1			2- 1	HOME		1- 0				3- 0	7- 0	
6- 5		0- 3			0- 0	AWAY		2- 1				0- 1	4- 0	
3- 0		0- 0			0- 0	NEUTRAL		0- 0				0- 0	3- 0	
12- 2		0- 2			1- 0	NON-CONFERENCE		2- 0				2- 0	7- 0	
6- 1		0- 1			1- 0	HOME		1- 0				2- 0	2- 0	
3- 1		0- 1			0- 0	AWAY		1- 0				0- 0	2- 0	
3- 0		0- 0			0- 0	NEUTRAL		0- 0				0- 0	3- 0	
10- 5		0- 2			1- 1	CONFERENCE		1- 1				1- 1	7- 0	
7- 1		0- 0			1- 1	HOME		0- 0				1- 0	5- 0	
3- 4		0- 2			0- 0	AWAY		1- 1				0- 1	2- 0	
0- 0		0- 0			0- 0	NEUTRAL		0- 0				0- 0	0- 0	
RPI S	Opponent		Score		RPI S	Opponent		Score		RPI S	Opponent		Score	
2 H	UCLA		1	3	47 H	Kentucky		3	2	56 H	Dayton		3	1
21 A	Louisville		0	3	49 H	Notre Dame		3	0	68 A	Western Ky.		3	0
22 A	Colorado		0	3	49 H	Notre Dame		2	3	86 A	Marquette		2	3
24 A	St. John's (N.Y.)		0	3						96 A	Connecticut		3	1
				</										

Non-Div. I Games

Cincinnati

Average RPI	W n 132	WON-LOST	WINNING	LAST 10	OPPONENT	OPP.	STRENGTH	TEAM	ADJ	CONF.	ADJ	CONF.
Average RPI	Loss54	RECORD	PCT. RANK	GAMES	SUCCESS	OF	SCHEDULE	RPI	RPI	RPI	RPI	RPI
DIV. I ONLY		19- 13	109	6- 4	56		48	68	59	5		4
DIV. I NON-CONF		9- 3	54	1- 1	102		130	61	60	4		4
TOTALS	RPI 1-25		RPI 26-50	W-L RECORDS		RPI 51-100			RPI 101-150		RPI 150+	
19- 13	1- 4		3- 4	OVERALL		4- 2			1- 3		10- 0	
11- 4	1- 1		2- 1	HOME		3- 0			0- 2		5- 0	
6- 8	0- 3		1- 2	AWAY		1- 2			1- 1		3- 0	
2- 1	0- 0		0- 1	NEUTRAL		0- 0			0- 0		2- 0	
9- 3	0- 1		0- 1	NON-CONFERENCE		2- 0			1- 1		6- 0	
4- 1	0- 0		0- 0	HOME		1- 0			0- 1		3- 0	
3- 1	0- 1		0- 0	AWAY		1- 0			1- 0		1- 0	
2- 1	0- 0		0- 1	NEUTRAL		0- 0			0- 0		2- 0	
10- 10	1- 3		3- 3	CONFERENCE		2- 2			0- 2		4- 0	
7- 3	1- 1		2- 1	HOME		2- 0			0- 1		2- 0	
3- 7	0- 2		1- 2	AWAY		0- 2			0- 1		2- 0	
0- 0	0- 0		0- 0	NEUTRAL		0- 0			0- 0		0- 0	
RPI S	Opponent	Score	RPI S	Opponent	Score	RPI S	Opponent	Score	RPI S	Opponent	Score	
7 A	Southern Cal i forni a	0 3	36 N	Ill i noi s	1 3	65 A	Al abama	2 3	107 A	Mi ssi ssi ppi St.	0 3	
10 A	Fl ori da	0 3	46 A	Arkansas	3 2	65 H	Al abama	3 0	107 H	Mi ssi ssi ppi St.	1 3	
10 H	Fl ori da	0 3	46 H	Arkansas	3 0	82 H	Memphi s	3 1	113 H	Pi ttsburgh	1 3	
17 A	LSU	0 3	47 A	Kentucky	1 3	84 A	South Carol i na	1 3	127 A	TCU	3 2	
17 H	LSU	3 2	47 H	Kentucky	3 1	84 H	South Carol i na	3 0	151 N	Davidson	3 0	
			48 A	Tennessee	1 3	86 A	Marquette	3 0	152 H	Southeast Mo. St.	3 0	
			48 H	Tennessee	1 3				154 A	Auburn	3 2	
									154 H	Auburn	3 1	
									168 A	Georgi a	3 0	
									168 H	Georgi a	3 0	
									189 N	Loyol a (Ill .)	3 0	
									202 H	Ark. -Li ttle Rock	3 2	
									274 H	Western Caro.	3 0	
									292 A	Centenary (La.)	3 0	
LAST 10 DIVISION I GAMES												
7 A	Southern Cal i forni a	0 3	84 H	South Carol i na	3 0							
17 H	LSU	3 2	168H	Georgi a	3 0							
46 H	Arkansas	3 0	48 A	Tennessee	1 3							
154 A	Auburn	3 2	47 A	Kentucky	1 3							
10 A	Fl ori da	0 3	82 H	Memphi s	3 1							

Non-Di v. I Games

Mi ssi ssi ppi

Average RPI Win 178 Average RPI Loss 47				WON-LOST RECORD		WINNING PCT. RANK		LAST 10 GAMES		OPPONENT OPP. STRENGTH SUCCESS OF SCHEDULE		TEAM RPI	ADJ RPI	CONF. RPI	ADJ CONF. RPI		
DIV. I ONLY				24- 8		43		8- 2		100		117	50	60	18	19	
DIV. I NON-CONF				8- 4		85		0- 0		99		56	69	77	18	18	
TOTALS		RPI 1-25		RPI 26-50		W-L RECORDS		RPI 51-100		RPI 101-150		RPI 150+					
24- 8		0- 2		0- 4		OVERALL		5- 1		5- 0		14- 1					
11- 2		0- 1		0- 1		HOME		3- 0		3- 0		5- 0					
7- 3		0- 0		0- 1		AWAY		0- 1		1- 0		6- 1					
6- 3		0- 1		0- 2		NEUTRAL		2- 0		1- 0		3- 0					
8- 4		0- 2		0- 1		NON-CONFERENCE		3- 0		0- 0		5- 1					
2- 1		0- 1		0- 0		HOME		2- 0		0- 0		0- 0					
2- 1		0- 0		0- 0		AWAY		0- 0		0- 0		2- 1					
4- 2		0- 1		0- 1		NEUTRAL		1- 0		0- 0		3- 0					
16- 4		0- 0		0- 3		CONFERENCE		2- 1		5- 0		9- 0					
9- 1		0- 0		0- 1		HOME		1- 0		3- 0		5- 0					
5- 2		0- 0		0- 1		AWAY		0- 1		1- 0		4- 0					
2- 1		0- 0		0- 1		NEUTRAL		1- 0		1- 0		0- 0					
RPI S	Opponent			Score		RPI S	Opponent			Score		RPI S	Opponent			Score	
2 N	UCLA			0 3		33 A	Middle Tenn.			0 3		61 H	Xavier			3 1	
15 H	Cal i forni a			0 3		33 H	Middle Tenn.			0 3		68 A	Western Ky.			2 3	
						33 N	Middle Tenn.			0 3		68 H	Western Ky.			3 0	
						37 N	Bri gham Young			0 3		68 N	Western Ky.			3 1	
											80 H	Oral Roberts			3 2		
											100 N	Long Isl and			3 2		

Non-Div. I Games

Florida Int'l

Average RPI	W n 165	WON-LOST	WINNING	LAST 10	OPPONENT	OPP.	STRENGTH	TEAM	ADJ	CONF.	ADJ	CONF.
Average RPI	Loss54	RECORD	PCT. RANK	GAMES	SUCCESS	OF	SCHEDULE	RPI	RPI	RPI	RPI	RPI
DIV. I ONLY		18- 12	107	7- 3	38		102	62	61	14	14	
DIV. I NON-CONF		7- 8	175	0- 0	24		84	77	71	14	15	

TOTALS	RPI 1-25		RPI 26-50		W-L RECORDS		RPI 51-100			RPI 101-150		RPI 150+
18- 12	0- 2		0- 1		OVERALL		2- 9			7- 0		9- 0
7- 1	0- 0		0- 0		HOME		1- 1			2- 0		4- 0
7- 6	0- 1		0- 0		AWAY		0- 5			3- 0		4- 0
4- 5	0- 1		0- 1		NEUTRAL		1- 3			2- 0		1- 0
7- 8	0- 2		0- 1		NON-CONFERENCE		1- 5			3- 0		3- 0
1- 0	0- 0		0- 0		HOME		0- 0			1- 0		0- 0
3- 3	0- 1		0- 0		AWAY		0- 2			1- 0		2- 0
3- 5	0- 1		0- 1		NEUTRAL		1- 3			1- 0		1- 0
11- 4	0- 0		0- 0		CONFERENCE		1- 4			4- 0		6- 0
6- 1	0- 0		0- 0		HOME		1- 1			1- 0		4- 0
4- 3	0- 0		0- 0		AWAY		0- 3			2- 0		2- 0
1- 0	0- 0		0- 0		NEUTRAL		0- 0			1- 0		0- 0
RPI S	Opponent	Score	RPI S	Opponent	Score	RPI S	Opponent	Score	RPI S	Opponent	Score	
15 N	Cal i forni a	0 3	38 N	Mi chi gan St.	0 3	51 A	St. Loui s	1 3	102 N	East Tenn. St.	3 0	
21 A	Loui sville	1 3				51 H	St. Loui s	1 3	115 H	Marshall	3 1	
						53 N	UC Santa Barb.	0 3	117 A	Morehead St.	3 1	
						56 A	Dayton	0 3	137 A	Charlot te	3 1	
						56 A	Dayton	0 3	137 N	Charlot te	3 0	
						56 H	Dayton	3 2	138 H	Temple	3 1	
						60 A	Fl ori da Int' l	1 3	143 A	George Washi ngton	3 1	
						63 A	UNLV	1 3	153 N	North Fla.	3 1	
						80 N	Oral Roberts	1 3	162 H	Fordham	3 1	
						90 N	IPFW	3 0	170 A	Bal l St.	3 0	
						98 N	Cal St. Northri dge	0 3	206 A	Duquesne	3 0	
									206 H	Duquesne	3 1	
									244 A	Rhode Isl and	3 0	
									244 H	Rhode Isl and	3 0	
									268 H	La Sal l e	3 0	
									289 A	Coastal Caro.	3 0	

LAST 10 DIVISION I GAMES												
						56 A	Dayton	0 3	56 H	Dayton	3 2	
						137 N	Charlot te	3 0	51 A	St. Loui s	1 3	
						51 H	St. Loui s	1 3	206 A	Duquesne	3 0	
						206 H	Duquesne	3 1	244 H	Rhode Isl and	3 0	
						244 A	Rhode Isl and	3 0	162 H	Fordham	3 1	

Non-Di v. I Games

Xavi er

RPI	S	Opponent	Score	
309	A	Charleston So.	3	0
309	H	Charleston So.	3	0
309	H	Charleston So.	3	0

Winthrop

Winthrop

Winthrop

Average RPI Win 147 Average RPI Loss 44				WON-LOST RECORD		WINNING PCT. RANK		LAST 10 GAMES		OPPONENT OPP. STRENGTH SUCCESS OF SCHEDULE		TEAM RPI	ADJ RPI	CONF. RPI	ADJ CONF. RPI		
DIV. I ONLY				20- 10		75		6- 4		95		66	63	6	6		
DIV. I NON-CONF				9- 3		54		0- 0		153		67	66	6	8		
TOTALS		RPI 1-25		RPI 26-50		W-L RECORDS		RPI 51-100		RPI 101-150		RPI 150+					
20- 10		0- 4		1- 4		OVERALL		4- 1		8- 1		7- 0					
13- 4		0- 3		1- 1		HOME		4- 0		6- 0		2- 0					
5- 6		0- 1		0- 3		AWAY		0- 1		2- 1		3- 0					
2- 0		0- 0		0- 0		NEUTRAL		0- 0		0- 0		2- 0					
9- 3		0- 1		0- 1		NON-CONFERENCE		4- 1		2- 0		3- 0					
6- 1		0- 1		0- 0		HOME		4- 0		2- 0		0- 0					
1- 2		0- 0		0- 1		AWAY		0- 1		0- 0		1- 0					
2- 0		0- 0		0- 0		NEUTRAL		0- 0		0- 0		2- 0					
11- 7		0- 3		1- 3		CONFERENCE		0- 0		6- 1		4- 0					
7- 3		0- 2		1- 1		HOME		0- 0		4- 0		2- 0					
4- 4		0- 1		0- 2		AWAY		0- 0		2- 1		2- 0					
0- 0		0- 0		0- 0		NEUTRAL		0- 0		0- 0		0- 0					
RPI S	Opponent			Score		RPI S	Opponent			Score		RPI S	Opponent			Score	
18 H	Cal Poly			2	3	27 A	Long Beach St.			1	3	53 H	UC Santa Barb.			3	0
19 A	Utah			0	3	34 A	Colorado St.			0	3	61 H	Xavier			3	1
19 H	Utah			1	3	34 H	Colorado St.			3	2	80 H	Oral Roberts			3	1
19 H	Utah			0	3	37 A	Brigham Young			0	3	95 A	Washington St.			1	3
						37 H	Brigham Young			0	3	98 H	Cal St. Northridge			3	0
LAST 10 DIVISION I GAMES																	
						19 H	Utah			0	3	133A	Wyomi ng			0	3
						133 H	Wyomi ng			3	0	176H	New Mexi co			3	0
						129 A	San Di ego St.			3	0	127H	TCU			3	1
						34 H	Col orado St.			3	2	19 A	Utah			0	3
						267 H	Ai r Force			3	0	37 A	Bri gham Young			0	3

Non-Div. I Games

UNLV

Average RPI Win 193 Loss 65			WON-LOST RECORD		WINNING PCT. RANK		LAST 10 GAMES		OPPONENT OPP. STRENGTH SUCCESS OF SCHEDULE		TEAM RPI	ADJ RPI	CONF. RPI	ADJ CONF. RPI					
DIV. I ONLY			26- 6		20		6- 4		200		144	60	64	15	15				
DIV. I NON-CONF			11- 2		26		0- 0		230		201	84	83	15	14				
TOTALS			RPI 1-25		RPI 26-50		W-L RECORDS		RPI 51-100		RPI 101-150		RPI 150+						
26- 6			0- 3		0- 1		OVERALL		2- 0		5- 2		19- 0						
7- 3			0- 2		0- 0		HOME		0- 0		2- 1		5- 0						
11- 2			0- 1		0- 1		AWAY		2- 0		2- 0		7- 0						
8- 1			0- 0		0- 0		NEUTRAL		0- 0		1- 1		7- 0						
11- 2			0- 0		0- 1		NON-CONFERENCE		1- 0		3- 1		7- 0						
1- 0			0- 0		0- 0		HOME		0- 0		1- 0		0- 0						
4- 1			0- 0		0- 1		AWAY		1- 0		1- 0		2- 0						
6- 1			0- 0		0- 0		NEUTRAL		0- 0		1- 1		5- 0						
15- 4			0- 3		0- 0		CONFERENCE		1- 0		2- 1		12- 0						
6- 3			0- 2		0- 0		HOME		0- 0		1- 1		5- 0						
7- 1			0- 1		0- 0		AWAY		1- 0		1- 0		5- 0						
2- 0			0- 0		0- 0		NEUTRAL		0- 0		0- 0		2- 0						
RPI S	Opponent		Score		RPI S	Opponent		Score		RPI S	Opponent		Score		RPI S	Opponent		Score	
23 A	Ohio o		0 3		49 A	Notre Dame		0 3		90 A	IPFW		3 1		117 N	Morehead St.		3 1	
23 H	Ohio o		2 3							92 A	Northern Ill.		3 2		130 H	Western Mi ch.		1 3	
23 H	Ohio o		0 3												132 A	Denver		3 0	
															140 H	Cleveland St.		3 1	
															140 N	Cleveland St.		2 3	
															144 A	Miami (Ohio)		3 0	
															144 H	Miami (Ohio)		3 1	
															157 A	Eastern Mich.		3 0	
															170 H	Ball St.		3 0	
															170 N	Ball St.		3 0	
															171 H	Toledo		3 0	
															171 N	Toledo		3 0	
															187 A	Central Mich.		3 0	
															206 N	Duquesne		3 2	
															217 A	Buffalo		3 0	
															217 H	Buffalo		3 0	
															221 A	Kent St.		3 0	
															221 H	Kent St.		3 0	
															224 N	Northern Ari z.		3 0	
															225 N	St. Francis (Pa.)		3 0	
															246 N	UC Riverside		3 0	
															250 A	Youngstown St.		3 0	
															255 A	Akron		3 0	
															255 H	Akron		3 0	
															277 N	Indiana St.		3 0	
															307 A	Oakland		3 0	

Non-Div. I Games

Bowling Green

Average RPI	Win 146	WON-LOST	WINNING	LAST 10	OPPONENT	OPP.	STRENGTH	TEAM	ADJ	CONF.	ADJ	CONF.
Average RPI	Loss53	RECORD	PCT. RANK	GAMES	SUCCESS	OF	SCHEDULE	RPI	RPI	RPI	RPI	RPI
DIV. I ONLY		22- 10	68	5- 5	122		50	67	66	4	5	
DIV. I NON-CONF		16- 2	18	1- 1	155		107	45	44	5	5	
TOTALS	RPI 1-25		RPI 26-50	W-L RECORDS		RPI 51-100				RPI 101-150	RPI 150+	
22- 10	0- 4		1- 2	OVERALL		8- 3				3- 0	10- 1	
7- 3	0- 2		0- 1	HOME		3- 0				1- 0	3- 0	
6- 6	0- 2		1- 1	AWAY		3- 2				0- 0	2- 1	
9- 1	0- 0		0- 0	NEUTRAL		2- 1				2- 0	5- 0	
16- 2	0- 0		1- 0	NON-CONFERENCE		5- 2				3- 0	7- 0	
3- 0	0- 0		0- 0	HOME		1- 0				1- 0	1- 0	
4- 1	0- 0		1- 0	AWAY		2- 1				0- 0	1- 0	
9- 1	0- 0		0- 0	NEUTRAL		2- 1				2- 0	5- 0	
6- 8	0- 4		0- 2	CONFERENCE		3- 1				0- 0	3- 1	
4- 3	0- 2		0- 1	HOME		2- 0				0- 0	2- 0	
2- 5	0- 2		0- 1	AWAY		1- 1				0- 0	1- 1	
0- 0	0- 0		0- 0	NEUTRAL		0- 0				0- 0	0- 0	
RPI S Opponent	Score		RPI S Opponent	Score		RPI S Opponent	Score		RPI S Opponent	Score		
12 A San Di ego	1 3		39 A Santa Clara	0 3		53 H UC Santa Barb.	3 1		114 H San Jose St.	3 2		
12 H San Di ego	1 3		39 H Santa Clara	1 3		68 N Western Ky.	3 1		131 N Houston	3 0		
20 A Pepperdi ne	0 3		40 A Sacramento St.	3 2		70 A Loyol a Marymount	3 1		148 N Siena	3 0		
20 H Pepperdi ne	1 3					70 H Loyol a Marymount	3 0		160 A Gonzaga	0 3		
						72 A St. Mary' s (Cal .)	0 3		160 H Gonzaga	3 0		
						72 H St. Mary' s (Cal .)	3 0		172 A Portl and	3 0		
						74 N Portland St.	2 3		172 H Portl and	3 0		
						80 A Ari zona	1 3		174 N Northern Col o.	3 0		
						86 A Marquette	3 1		203 N Syracuse	3 0		
						93 N Cornell	3 1		216 N Stony Brook	3 0		
						100 A Long Isl and	3 2		229 H UC Davi s	3 0		
									246 N UC Ri versi de	3 0		
									282 A NJIT	3 0		
									303 N St. Franci s (N.Y.)	3 0		
LAST 10 DIVISION I GAMES												
74 N Portl and St.	2 3		70 H Loyol a Marymount	3 0								
131 N Houston	3 0		72 H St. Mary' s (Cal .)	3 0								
160 A Gonzaga	0 3		12 A San Di ego	1 3								
172 A Portl and	3 0		39 A Santa Clara	0 3								
20 H Pepperdi ne	1 3		172H Portl and	3 0								

Non-Div. I Games

San Francisco

Average RPI	Win 187	WON-LOST	WINNING	LAST 10	OPPONENT	OPP.	STRENGTH	TEAM	ADJ	CONF.	ADJ	CONF.
Average RPI	Loss 78	RECORD	PCT. RANK	GAMES	SUCCESS	OF	SCHEDULE	RPI	RPI	RPI	RPI	RPI
DIV. I ONLY		16- 7	64	7- 3	78		142	61	67	16	16	
DIV. I NON-CONF		5- 4	127	0- 0	66		108	97	100	17	17	
TOTALS	RPI 1-25		RPI 26-50	W-L RECORDS		RPI 51-100			RPI 101-150		RPI 150+	
16- 7	0- 2		0- 0	OVERALL		2- 3			1- 1		13- 1	
9- 2	0- 0		0- 0	HOME		2- 1			0- 1		7- 0	
6- 4	0- 1		0- 0	AWAY		0- 2			0- 0		6- 1	
1- 1	0- 1		0- 0	NEUTRAL		0- 0			1- 0		0- 0	
5- 4	0- 2		0- 0	NON-CONFERENCE		1- 0			1- 1		3- 1	
3- 1	0- 0		0- 0	HOME		1- 0			0- 1		2- 0	
1- 2	0- 1		0- 0	AWAY		0- 0			0- 0		1- 1	
1- 1	0- 1		0- 0	NEUTRAL		0- 0			1- 0		0- 0	
11- 3	0- 0		0- 0	CONFERENCE		1- 3			0- 0		10- 0	
6- 1	0- 0		0- 0	HOME		1- 1			0- 0		5- 0	
5- 2	0- 0		0- 0	AWAY		0- 2			0- 0		5- 0	
0- 0	0- 0		0- 0	NEUTRAL		0- 0			0- 0		0- 0	
RPI S	Opponent	Score	RPI S	Opponent	Score	RPI S	Opponent	Score	RPI S	Opponent	Score	
15 A	Cal i forni a	0 3				54 A	Princeton	0 3	120 H	Al bany (N. Y.)	2 3	
23 N	Oh i o	0 3				54 H	Princeton	1 3	148 N	Si ena	3 0	
						93 A	Cornel l	1 3	175 A	Penn	3 0	
						93 H	Cornel l	3 0	175 H	Penn	3 0	
						96 H	Connecti cut	3 2	185 A	Paci fi c	1 3	
									188 H	Central Conn. St.	3 0	
									191 A	Harvard	3 1	
									191 H	Harvard	3 0	
									199 A	Brown	3 1	
									199 H	Brown	3 0	
									200 A	Dartmouth	3 0	
									200 H	Dartmouth	3 0	
									216 A	Stony Brook	3 0	
									237 A	Col umbi a	3 0	
									237 H	Col umbi a	3 1	
									244 H	Rhode I sl and	3 0	
LAST 10 DIVISION I GAMES												
						191 H	Harvard	3 0	93 A	Cornel l	1 3	
						200 H	Dartmouth	3 0	54 H	Princeton	1 3	
						175 A	Penn	3 0	175 H	Penn	3 0	
						54 A	Princeton	0 3	200 A	Dartmouth	3 0	
						237 A	Col umbi a	3 0	191 A	Harvard	3 1	

Non-Div. I Games

Yale

Average RPI	W n 175	WON-LOST	WINNING	LAST 10	OPPONENT	OPP.	STRENGTH	TEAM	ADJ	CONF.	ADJ	CONF.
Loss 72	RECORD	PCT. RANK	GAMES	SUCCESS	OF SCHEDULE	RPI	RPI	RPI	RPI	RPI		
DIV. I ONLY	26- 10	52	7- 3	133	119	70	68	18	19			
DIV. I NON-CONF	11- 6	96	0- 0	128	66	90	94	18	18			
<hr/>												
TOTALS		RPI 1-25	RPI 26-50	W-L RECORDS		RPI 51-100	RPI 101-150	RPI 150+				
26- 10	0- 0	1- 4	OVERALL		3- 4	6- 1	16- 1					
11- 3	0- 0	0- 1	HOME		2- 1	3- 0	6- 1					
9- 4	0- 0	1- 2	AWAY		0- 1	3- 1	5- 0					
6- 3	0- 0	0- 1	NEUTRAL		1- 2	0- 0	5- 0					
<hr/>												
11- 6	0- 0	0- 3	NON-CONFERENCE		2- 2	2- 0	7- 1					
3- 2	0- 0	0- 0	HOME		1- 1	1- 0	1- 1					
2- 2	0- 0	0- 2	AWAY		0- 0	1- 0	1- 0					
6- 2	0- 0	0- 1	NEUTRAL		1- 1	0- 0	5- 0					
<hr/>												
15- 4	0- 0	1- 1	CONFERENCE		1- 2	4- 1	9- 0					
8- 1	0- 0	0- 1	HOME		1- 0	2- 0	5- 0					
7- 2	0- 0	1- 0	AWAY		0- 1	2- 1	4- 0					
0- 1	0- 0	0- 0	NEUTRAL		0- 1	0- 0	0- 0					
<hr/>												
RPI S	Opponent	Score	RPI S	Opponent	Score	RPI S	Opponent	Score	RPI S	Opponent	Score	
26 N	Mi chi gan	0 3	58 H	Ci nci nnati	0 3	111 A	Arkansas St.	3 1				
33 A	Mi ddl e Tenn.	3 2	60 A	Fl ori da Int' l	0 3	112 A	North Texas	3 0				
33 H	Mi ddl e Tenn.	1 3	60 H	Fl ori da Int' l	3 2	126 H	New Orleans	3 1				
40 A	Sacramento St.	0 3	60 N	Fl ori da Int' l	1 3	132 A	Denver	1 3				
47 A	Kentucky	0 3	66 N	San Franci sco	1 3	132 H	Denver	3 2				
			79 N	Bel mont	3 0	136 H	Tennessee Tech	3 0				
			88 H	Appal achi an St.	3 1	144 A	Mi ami (Ohi o)	3 2				
						169 N	Boston College	3 0				
						170 H	Ball St.	3 0				
						171 A	Toledo	3 0				
						193 A	Fl a. Atlanti c	3 0				
						193 H	Fl a. Atlanti c	3 1				
						195 N	Wright St.	3 0				
						197 H	Evansvi lle	2 3				
						202 A	Ark. -Li ttle Rock	3 0				
						203 N	Syracuse	3 0				
						211 N	Bi nghamton	3 0				
						243 H	La. -Lafayette	3 0				
						245 A	Troy	3 0				
						245 H	Troy	3 0				
						246 N	UC Ri versi de	3 0				
						283 A	South Al a.	3 0				
						283 H	South Al a.	3 0				
						284 H	La. -Monroe	3 0				
<hr/>												
LAST 10 DIVISION I GAMES												
60 N	Fl ori da Int' l	1 3	193A	Fl a. Atlanti c	3 0							
132 H	Denver	3 2	60 A	Fl ori da Int' l	0 3							
33 H	Mi ddl e Tenn.	1 3	284H	La. -Monroe	3 0							
283 A	South Al a.	3 0	126H	New Orleans	3 1							
245 A	Troy	3 0	243H	La. -Lafayette	3 0							

Non-Di v. I Games

Western Ky.

Average RPI	Win 162	WON-LOST	WINNING	LAST 10	OPPONENT	OPP.	STRENGTH	TEAM	ADJ.	CONF.	ADJ.	CONF.
Average RPI	Loss 73	RECORD	PCT. RANK	GAMES	SUCCESS	OF	SCHEDULE	RPI	RPI	RPI	RPI	RPI
DIV. I ONLY		23- 8	49	8- 2	173		79	71	69	8	8	
DIV. I NON-CONF		7- 2	42	0- 0	199		71	81	75	8	7	
TOTALS	RPI 1-25		RPI 26-50	W-L RECORDS		RPI 51-100			RPI 101-150		RPI 150+	
23- 8	0- 0		0- 4	OVERALL		2- 1			9- 3		12- 0	
12- 2	0- 0		0- 1	HOME		1- 0			5- 1		6- 0	
7- 6	0- 0		0- 3	AWAY		0- 1			3- 2		4- 0	
4- 0	0- 0		0- 0	NEUTRAL		1- 0			1- 0		2- 0	
7- 2	0- 0		0- 2	NON-CONFERENCE		1- 0			2- 0		4- 0	
3- 0	0- 0		0- 0	HOME		0- 0			1- 0		2- 0	
0- 2	0- 0		0- 2	AWAY		0- 0			0- 0		0- 0	
4- 0	0- 0		0- 0	NEUTRAL		1- 0			1- 0		2- 0	
16- 6	0- 0		0- 2	CONFERENCE		1- 1			7- 3		8- 0	
9- 2	0- 0		0- 1	HOME		1- 0			4- 1		4- 0	
7- 4	0- 0		0- 1	AWAY		0- 1			3- 2		4- 0	
0- 0	0- 0		0- 0	NEUTRAL		0- 0			0- 0		0- 0	
RPI S Opponent Score	RPI S Opponent Score				RPI S Opponent Score	RPI S Opponent Score				RPI S Opponent Score		
			26 A Michigan	0 3	83 A Clemson	0 3	103 A Florida St.	3 2				
			29 A Duke	1 3	83 H Clemson	3 1	103 H Florida St.	0 3				
			29 H Duke	0 3	86 N Marquette	3 0	109 A Georgia Tech	3 0				
			48 A Tennessee	1 3			109 H Georgia Tech	3 2				
							119 H East Caro.	3 1				
							125 A Virginia Tech	0 3				
							125 H Virginia Tech	3 1				
							139 A North Carolina	3 2				
							139 H North Carolina	3 1				
							142 A Wake Forest	0 3				
							142 H Wake Forest	3 1				
							144 N Miami (Ohio)	3 0				
							155 A Maryland	3 0				
							155 H Maryland	3 0				
							169 A Boston College	3 1				
							169 H Boston College	3 0				
							182 A Miami (Fla.)	3 1				
							182 H Miami (Fla.)	3 0				
							185 N Pacific	3 1				
							195 H Wright St.	3 0				
							207 H Georgetown	3 0				
							265 A North Carolina St.	3 0				
							265 H North Carolina St.	3 1				
							292 N Centenary (La.)	3 0				
			LAST 10 DIVISION I GAMES				103A Florida St.	3 2				
			109 A Georgia Tech	3 0			169H Boston College	3 0				
			83 A Clemson	0 3			155H Maryland	3 0				
			142 H Wake Forest	3 1			265A North Carolina St.	3 0				
			29 H Duke	0 3			139A North Carolina	3 2				
			182 A Miami (Fla.)	3 1								

Non-Div. I Games

Virginia

Average RPI	W n 128	WON-LOST	WINNING	LAST 10	OPPONENT	OPP.	STRENGTH	TEAM	ADJ	CONF.	ADJ	CONF.
Average RPI	Loss54	RECORD	PCT. RANK	GAMES	SUCCESS	OF SCHEDULE	RPI	RPI	RPI	RPI		
DIV. I ONLY		19- 12	97	4- 6	74	45	74	70	4	5		
DIV. I NON-CONF		14- 3	30	2- 0	89	73	40	41	5	5		
<hr/>												
TOTALS		RPI 1-25	RPI 26-50		W-L RECORDS		RPI 51-100		RPI 101-150		RPI 150+	
19- 12		1- 3	1- 3		OVERALL		3- 5		8- 0		6- 1	
12- 5		1- 1	0- 2		HOME		2- 2		6- 0		3- 0	
4- 7		0- 2	1- 1		AWAY		1- 3		0- 0		2- 1	
3- 0		0- 0	0- 0		NEUTRAL		0- 0		2- 0		1- 0	
14- 3		0- 0	0- 2		NON-CONFERENCE		3- 1		8- 0		3- 0	
9- 1		0- 0	0- 1		HOME		2- 0		6- 0		1- 0	
2- 2		0- 0	0- 1		AWAY		1- 1		0- 0		1- 0	
3- 0		0- 0	0- 0		NEUTRAL		0- 0		2- 0		1- 0	
5- 9		1- 3	1- 1		CONFERENCE		0- 4		0- 0		3- 1	
3- 4		1- 1	0- 1		HOME		0- 2		0- 0		2- 0	
2- 5		0- 2	1- 0		AWAY		0- 2		0- 0		1- 1	
0- 0		0- 0	0- 0		NEUTRAL		0- 0		0- 0		0- 0	
<hr/>												
RPI S	Opponent	Score	RPI S	Opponent	Score	RPI S	Opponent	Score	RPI S	Opponent	Score	
12 A	San Di ego	1 3	32 A	Ari zona St.	0 3	53 A	UC Santa Barb.	2 3	104 N	Utah Valley St.	3 1	
12 H	San Di ego	2 3	39 A	Santa Clara	3 0	56 H	Dayton	3 0	110 N	Northeastern	3 0	
20 A	Pepperdi ne	0 3	39 H	Santa Clara	2 3	66 A	San Franci sco	0 3	124 H	UC Ir vine	3 1	
20 H	Pepperdi ne	3 0	48 H	Tennessee	1 3	66 H	San Franci sco	1 3	124 H	UC Ir vine	3 1	
						72 A	St. Mary' s (Cal .)	0 3	139 H	North Carolina	3 1	
						72 H	St. Mary' s (Cal .)	2 3	145 H	SMU	3 0	
						77 A	Fl ori da A&M	3 0	147 H	Nevada	3 0	
						98 H	Cal St.	3 1	149 H	Cal St. Fullerton	3 0	
							Northri dge		160 A	Gonzaga	2 3	
									160 H	Gonzaga	3 0	
									172 A	Portl and	3 1	
									172 H	Portl and	3 0	
									182 A	Mi ami (Fl a .)	3 0	
									186 N	Jacksonville	3 1	
									223 H	Fresno St.	3 0	
<hr/>												
LAST 10 DIVISION I GAMES												
56 H		Dayton	3 0	39 H		Santa Clara	2 3					
98 H		Cal St. Northri dge	3 1	12 H		San Di ego	2 3					
20 A		Pepperdi ne	0 3	172A		Portl and	3 1					
72 A		St. Mary' s (Cal .)	0 3	160A		Gonzaga	2 3					
66 A		San Franci sco	0 3	20 H		Pepperdi ne	3 0					

Non-Di v. I Games

Loyola Marymount

Average RPI	Win 121	WON-LOST	WINNING	LAST 10	OPPONENT	OPP.	STRENGTH	TEAM	ADJ.	CONF.	ADJ. CONF.
Average RPI	Loss 45	RECORD	PCT. RANK	GAMES	SUCCESS	OF	SCHEDULE	RPI	RPI	RPI	RPI
DIV. I ONLY		11- 14	182	3- 7	16		39	73	72	4	5
DIV. I NON-CONF		5- 6	182	0- 0	9		33	52	49	5	5
<hr/>											
TOTALS		RPI 1-25	RPI 26-50		W-L RECORDS		RPI 51-100		RPI 101-150		RPI 150+
11- 14		0- 6	1- 5		OVERALL		4- 1		2- 0		4- 2
4- 4		0- 2	1- 1		HOME		2- 0		0- 0		1- 1
3- 8		0- 4	0- 2		AWAY		1- 1		0- 0		2- 1
4- 2		0- 0	0- 2		NEUTRAL		1- 0		2- 0		1- 0
5- 6		0- 2	0- 4		NON-CONFERENCE		1- 0		2- 0		2- 0
0- 1		0- 0	0- 1		HOME		0- 0		0- 0		0- 0
1- 3		0- 2	0- 1		AWAY		0- 0		0- 0		1- 0
4- 2		0- 0	0- 2		NEUTRAL		1- 0		2- 0		1- 0
6- 8		0- 4	1- 1		CONFERENCE		3- 1		0- 0		2- 2
4- 3		0- 2	1- 0		HOME		2- 0		0- 0		1- 1
2- 5		0- 2	0- 1		AWAY		1- 1		0- 0		1- 1
0- 0		0- 0	0- 0		NEUTRAL		0- 0		0- 0		0- 0
RPI S	Opponent	Score	RPI S	Opponent	Score	RPI S	Opponent	Score	RPI S	Opponent	Score
1 A	Nebraska	0 3	27 A	Long Beach St.	0 3	66 A	San Franci sco	0 3	124 N	UC I rvi ne	3 1
3 A	Stanford	0 3	27 N	Long Beach St.	2 3	66 H	San Franci sco	3 0	150 N	Idaho	3 0
12 A	San Di ego	0 3	33 N	Mi ddle Tenn.	2 3	70 A	Loyol a Marymount	3 2	153 N	North Fla.	3 0
12 H	San Di ego	1 3	39 A	Santa Cl ara	2 3	70 H	Loyol a Marymount	3 0	160 A	Gonzaga	3 1
20 A	Pepperdi ne	0 3	39 H	Santa Cl ara	3 2	77 N	Fl ori da A&M	3 1	160 H	Gonzaga	2 3
20 H	Pepperdi ne	2 3	40 H	Sacramento St.	0 3				172 A	Portl and	2 3
									172 H	Portl and	3 0
									245 A	Troy	3 0
			LAST 10 DIVISION I GAMES								
			172 A Portl and 2 3			39 A Santa Cl ara 2 3					
			160 A Gonzaga 3 1			12 A San Di ego 0 3					
			70 H Loyol a Marymount 3 0			160H Gonzaga 2 3					
			20 H Pepperdi ne 2 3			172H Portl and 3 0					
			66 A San Franci sco 0 3			20 A Pepperdi ne 0 3					

Non-Div. I Games

St. Mary's (Cal.)

Average RPI	W n 189	WON-LOST	WINNING	LAST 10	OPPONENT	OPP.	STRENGTH	TEAM	ADJ	CONF.	ADJ	CONF.
Average RPI	Loss115	RECORD	PCT. RANK	GAMES	SUCCESS	OF	SCHEDULE	RPI	RPI	RPI	RPI	RPI
DIV. I ONLY		27- 7	26	8- 2	178		188	63	73	9	9	
DIV. I NON-CONF		13- 3	33	0- 0	216		264	98	102	12	13	
<hr/>												
TOTALS	RPI 1-25		RPI 26-50		W-L RECORDS		RPI 51-100			RPI 101-150		RPI 150+
27- 7	0- 0		0- 0		OVERALL		3- 5			7- 1		17- 1
8- 1	0- 0		0- 0		HOME		1- 1			4- 0		3- 0
8- 3	0- 0		0- 0		AWAY		1- 2			2- 1		5- 0
11- 3	0- 0		0- 0		NEUTRAL		1- 2			1- 0		9- 1
13- 3	0- 0		0- 0		NON-CONFERENCE		1- 2			1- 0		11- 1
0- 1	0- 0		0- 0		HOME		0- 1			0- 0		0- 0
3- 0	0- 0		0- 0		AWAY		0- 0			1- 0		2- 0
10- 2	0- 0		0- 0		NEUTRAL		1- 1			0- 0		9- 1
14- 4	0- 0		0- 0		CONFERENCE		2- 3			6- 1		6- 0
8- 0	0- 0		0- 0		HOME		1- 0			4- 0		3- 0
5- 3	0- 0		0- 0		AWAY		1- 2			1- 1		3- 0
1- 1	0- 0		0- 0		NEUTRAL		0- 1			1- 0		0- 0
RPI S	Opponent	Score	RPI S	Opponent	Score	RPI S	Opponent	Score	RPI S	Opponent	Score	
						77 N	Florida A&M	3 0	105 A	Texas-Arlington	3 2	
						80 H	Oral Roberts	1 3	115 H	Marshall	3 1	
						82 A	Memphis	2 3	119 H	East Caro.	3 0	
						87 A	UAB	3 0	131 A	Houston	0 3	
						87 N	UAB	1 3	131 H	Houston	3 1	
						94 A	Tulane	1 3	145 A	SMU	3 0	
						94 H	Tulane	3 0	145 H	SMU	3 0	
						95 N	Washington St.	0 3	145 N	SMU	3 0	
									153 N	North Fla.	3 0	
									162 A	Fordham	3 0	
									184 A	Rice	3 2	
									184 H	Rice	3 2	
									196 A	Southern Miss.	3 0	
									206 N	Duquesne	3 0	
									212 A	UTEP	3 0	
									212 H	UTEP	3 1	
									220 H	UCF	3 1	
									233 N	Central Ark.	1 3	
									243 N	La.-Lafayette	3 2	
									245 A	Troy	3 0	
									262 N	Maine	3 0	
									279 N	Nicholls St.	3 0	
									282 N	NJIT	3 0	
									287 N	St. Peter's	3 0	
									297 N	Jackson St.	3 0	
									306 N	Southern U.	3 0	
<hr/>												
LAST 10 DIVISION I GAMES												
						87 N	UAB	1 3	184 A	Rice	3 2	
						145 N	SMU	3 0	131 A	Houston	0 3	
						131 H	Houston	3 1	212 H	UTEP	3 1	
						184 H	Rice	3 2	94 H	Tulane	3 0	
						145 H	SMU	3 0	87 A	UAB	3 0	

Non-Div. I Games

Tul sa

Average RPI	W n 180	WON-LOST	WINNING	LAST 10	OPPONENT	OPP.	STRENGTH	TEAM	ADJ	CONF.	ADJ	CONF.
Average RPI	Loss 91	RECORD	PCT. RANK	GAMES	SUCCESS	OF SCHEDULE	RPI	RPI	RPI	RPI		
DIV. I ONLY	21- 7	43	8- 2	166	116	72	74	17	17			
DIV. I NON-CONF	9- 4	78	3- 0	139	70	82	89	16	16			
<hr/>												
TOTALS		RPI 1-25	RPI 26-50	W-L RECORDS		RPI 51-100		RPI 101-150		RPI 150+		
21- 7		0- 1	1- 2	OVERALL		1- 1		3- 2		16- 1		
8- 2		0- 0	1- 0	HOME		0- 0		1- 1		6- 1		
8- 4		0- 1	0- 2	AWAY		0- 0		0- 1		8- 0		
5- 1		0- 0	0- 0	NEUTRAL		1- 1		2- 0		2- 0		
9- 4		0- 1	0- 1	NON-CONFERENCE		1- 1		2- 0		6- 1		
1- 1		0- 0	0- 0	HOME		0- 0		0- 0		1- 1		
3- 2		0- 1	0- 1	AWAY		0- 0		0- 0		3- 0		
5- 1		0- 0	0- 0	NEUTRAL		1- 1		2- 0		2- 0		
12- 3		0- 0	1- 1	CONFERENCE		0- 0		1- 2		10- 0		
7- 1		0- 0	1- 0	HOME		0- 0		1- 1		5- 0		
5- 2		0- 0	0- 1	AWAY		0- 0		0- 1		5- 0		
0- 0		0- 0	0- 0	NEUTRAL		0- 0		0- 0		0- 0		
RPI S	Opponent	Score	RPI S	Opponent	Score	RPI S	Opponent	Score	RPI S	Opponent	Score	
8 A	Washi ngton	0 3	40 A	Sacramento St.	0 3	66 N	San Franci sco	3 2	122 N	North Dakota St.	3 1	
			40 H	Sacramento St.	3 0	96 N	Connecti cut	0 3	124 N	UC I rvine	3 0	
			42 A	Oregon	2 3				141 A	Eastern Wash.	1 3	
									141 H	Eastern Wash.	3 1	
									141 H	Eastern Wash.	0 3	
									160 A	Gonzaga	3 1	
									172 H	Portl and	1 3	
									174 A	Northern Col o.	3 2	
									174 H	Northern Col o.	3 0	
									185 A	Paci fi c	3 1	
									204 A	Weber St.	3 1	
									204 H	Weber St.	3 0	
									205 A	Montana	3 1	
									205 H	Montana	3 0	
									208 N	UMBC	3 1	
									215 A	Idaho St.	3 0	
									215 H	Idaho St.	3 0	
									219 N	Gardner-Webb	3 0	
									224 A	Northern Ari z.	3 2	
									224 H	Northern Ari z.	3 1	
									238 A	Montana St.	3 0	
									238 H	Montana St.	3 1	
<hr/>												
LAST 10 DIVISION I GAMES												

Non-Di v. I Games

Portland St.

Average RPI	W n 182	WON-LOST	WINNING	LAST 10	OPPONENT	OPP.	STRENGTH	TEAM	ADJ	CONF.	ADJ	CONF.
Average RPI	Loss 80	RECORD	PCT. RANK	GAMES	SUCCESS	OF SCHEDULE	RPI	RPI	RPI	RPI		
DIV. I ONLY		22- 9	56	6- 4	163	96	77	75	12	11		
DIV. I NON-CONF		9- 3	54	0- 0	173	88	78	80	13	12		
<hr/>												
TOTALS		RPI 1-25	RPI 26-50	W-L RECORDS	RPI 51-100	RPI 101-150	RPI 150+					
22- 9	0- 2	1- 1	OVERALL	1- 1	4- 5	16- 0						
10- 5	0- 2	1- 0	HOME	0- 1	2- 2	7- 0						
8- 3	0- 0	0- 1	AWAY	1- 0	1- 2	6- 0						
4- 1	0- 0	0- 0	NEUTRAL	0- 0	1- 1	3- 0						
9- 3	0- 2	0- 0	NON-CONFERENCE	0- 0	1- 1	8- 0						
3- 3	0- 2	0- 0	HOME	0- 0	0- 1	3- 0						
2- 0	0- 0	0- 0	AWAY	0- 0	0- 0	2- 0						
4- 0	0- 0	0- 0	NEUTRAL	0- 0	1- 0	3- 0						
13- 6	0- 0	1- 1	CONFERENCE	1- 1	3- 4	8- 0						
7- 2	0- 0	1- 0	HOME	0- 1	2- 1	4- 0						
6- 3	0- 0	0- 1	AWAY	1- 0	1- 2	4- 0						
0- 1	0- 0	0- 0	NEUTRAL	0- 0	0- 1	0- 0						
RPI S	Opponent	Score	RPI S	Opponent	Score	RPI S	Opponent	Score	RPI S	Opponent	Score	
2 H	UCLA	0 3	35 A	Hofstra	1 3	91 A	Del aware	3 1	106 A	James Madi son	2 3	
16 H	Ohio St.	1 3	35 H	Hofstra	3 0	91 H	Del aware	2 3	106 H	James Madi son	3 2	
									110 A	Northeastern	1 3	
									110 H	Northeastern	0 3	
									123 A	VCU	3 2	
									123 H	VCU	3 1	
									123 N	VCU	1 3	
									131 H	Houston	2 3	
									135 N	Seton Hall	3 2	
									169 N	Boston College	3 0	
									173 A	South Fla.	3 2	
									179 N	Ill. -Chi cago	3 1	
									180 A	Georgi a St.	3 0	
									180 H	Georgi a St.	3 2	
									190 A	William & Mary	3 2	
									190 H	William & Mary	3 1	
									201 H	Robert Morris	3 0	
									208 H	UMBC	3 1	
									212 N	UTEP	3 1	
									218 A	George Mason	3 1	
									218 H	George Mason	3 0	
									244 A	Rhode Isl and	3 0	
									263 A	UNC Wi lmi ngton	3 0	
									263 H	UNC Wi lmi ngton	3 0	
									293 H	Loyol a (Md.)	3 0	

Non-Div. I Games

Towson

Average RPI	Win 240	WON-LOST	WINNING	LAST 10	OPPONENT	OPP.	STRENGTH	TEAM	ADJ	CONF.	ADJ CONF.
Average RPI	Loss53	RECORD	PCT. RANK	GAMES	SUCCESS	OF SCHEDULE	RPI	RPI	RPI	RPI	
DIV. I ONLY		21- 7	43	9- 1	152		258	83	77	32	32
DIV. I NON-CONF		8- 7	143	3- 1	58		100	96	92	32	31
<hr/>											
TOTALS		RPI 1-25	RPI 26-50		W-L RECORDS		RPI 51-100		RPI 101-150		RPI 150+
21- 7		0- 1	0- 2		OVERALL		0- 4		0- 0		21- 0
4- 1		0- 0	0- 0		HOME		0- 1		0- 0		4- 0
6- 3		0- 1	0- 2		AWAY		0- 0		0- 0		6- 0
11- 3		0- 0	0- 0		NEUTRAL		0- 3		0- 0		11- 0
8- 7		0- 1	0- 2		NON-CONFERENCE		0- 4		0- 0		8- 0
2- 1		0- 0	0- 0		HOME		0- 1		0- 0		2- 0
4- 3		0- 1	0- 2		AWAY		0- 0		0- 0		4- 0
2- 3		0- 0	0- 0		NEUTRAL		0- 3		0- 0		2- 0
13- 0		0- 0	0- 0		CONFERENCE		0- 0		0- 0		13- 0
2- 0		0- 0	0- 0		HOME		0- 0		0- 0		2- 0
2- 0		0- 0	0- 0		AWAY		0- 0		0- 0		2- 0
9- 0		0- 0	0- 0		NEUTRAL		0- 0		0- 0		9- 0
RPI S	Opponent	Score		RPI S	Opponent	Score		RPI S	Opponent	Score	
10 A	Florida	0	3	31 A	New Mexico St.	0	3	70 H	Loyola Marymount	0	3
				31 A	New Mexico St.	0	3	72 N	St. Mary's (Cal.)	1	3
								73 N	Tulsa	0	3
								85 N	Illinois St.	2	3

Non-Div. I Games

Florida A&M

Average RPI			Win 142	WON-LOST		WINNING		LAST 10		OPPONENT		OPP.	STRENGTH	TEAM	ADJ	CONF.	ADJ	CONF.									
Average RPI			Loss 31	RECORD		PCT. RANK		GAMES		SUCCESS		OF	SCHEDULE	RPI	RPI	RPI	RPI	RPI									
DIV. I ONLY				18- 15		137		5- 5		70		31		84	78	3		3									
DIV. I NON-CONF				12- 1		10		1- 0		193		104		47	52	2		2									
TOTALS			RPI 1-25	RPI 26-50			W-L RECORDS			RPI 51-100			RPI 101-150			RPI 150+											
18- 15			0- 9	3- 4			OVERALL			3- 1			5- 1			7- 0											
9- 6			0- 4	1- 2			HOME			2- 0			2- 0			4- 0											
4- 9			0- 5	2- 2			AWAY			1- 1			0- 1			1- 0											
5- 0			0- 0	0- 0			NEUTRAL			0- 0			3- 0			2- 0											
12- 1			0- 1	1- 0			NON-CONFERENCE			0- 0			4- 0			7- 0											
5- 0			0- 0	0- 0			HOME			0- 0			1- 0			4- 0											
2- 1			0- 1	1- 0			AWAY			0- 0			0- 0			1- 0											
5- 0			0- 0	0- 0			NEUTRAL			0- 0			3- 0			2- 0											
6- 14			0- 8	2- 4			CONFERENCE			3- 1			1- 1			0- 0											
4- 6			0- 4	1- 2			HOME			2- 0			1- 0			0- 0											
2- 8			0- 4	1- 2			AWAY			1- 1			0- 1			0- 0											
0- 0			0- 0	0- 0			NEUTRAL			0- 0			0- 0			0- 0											
RPI S	Opponent			Score		RPI S	Opponent			Score		RPI S	Opponent			Score		RPI S	Opponent			Score					
1	A	Nebraska			0	3	28	A	Iowa St.			0	3	97	A	Kansas St.			0	3	111	N	Arkansas St.			3	1
1	H	Nebraska			1	3	28	H	Iowa St.			0	3	97	H	Kansas St.			3	1	128	N	Tennessee St.			3	0
6	A	Texas			2	3	30	A	Missouri			1	3	99	A	Texas Tech			3	2	131	H	Houston			3	0
6	H	Texas			1	3	30	H	Missouri			3	2	99	H	Texas Tech			3	2	131	N	Houston			3	0
13	A	Oklahoma			0	3	43	A	Stephen F. Austin			3	0								134	A	Kansas			0	3
13	H	Oklahoma			1	3	50	A	Texas A&M			3	1								134	H	Kansas			3	0
15	A	California			0	3	50	H	Texas A&M			1	3								176	H	New Mexico			3	0
22	A	Colorado			2	3															178	A	Texas St.			3	1
22	H	Colorado			2	3															202	H	Ark.-Little Rock			3	0
																					205	N	Montana			3	0
																					229	N	UC Davis			3	1
																					231	H	A&M-Corpus Christi			3	1
																					284	H	La.-Monroe			3	0
LAST 10 DIVISION I GAMES																											
13	H	Oklahoma			1	3	97	A	Kansas St.			0	3														
22	A	Colorado			2	3	231	H	A&M-Corpus Christi			3	1														
1	A	Nebraska			0	3	6	H	Texas			1	3														
134	H	Kansas			3	0	50	A	Texas A&M			3	1														
99	A	Texas Tech			3	2	30	H	Missouri			3	2														

Non-Div. I Games

Bayl or

Average RPI Win 212 Average RPI Loss 72			WON-LOST RECORD		WINNING PCT. RANK		LAST 10 GAMES		OPPONENT SUCCESS		OPP. STRENGTH OF SCHEDULE		TEAM RPI		ADJ RPI		CONF. RPI		ADJ CONF. RPI	
DIV. I ONLY			24- 7		33		6- 4		220		208		86		79		26		24	
DIV. I NON-CONF			14- 6		77		1- 3		182		145		102		98		24		25	
TOTALS			RPI 1-25		RPI 26-50		W-L RECORDS		RPI 51-100				RPI 101-150		RPI 150+					
24- 7			0- 1		0- 1		OVERALL		0- 3				5- 2		19- 0					
9- 0			0- 0		0- 0		HOME		0- 0				2- 0		7- 0					
9- 4			0- 0		0- 1		AWAY		0- 1				2- 2		7- 0					
6- 3			0- 1		0- 0		NEUTRAL		0- 2				1- 0		5- 0					
14- 6			0- 1		0- 1		NON-CONFERENCE		0- 3				5- 1		9- 0					
3- 0			0- 0		0- 0		HOME		0- 0				2- 0		1- 0					
5- 3			0- 0		0- 1		AWAY		0- 1				2- 1		3- 0					
6- 3			0- 1		0- 0		NEUTRAL		0- 2				1- 0		5- 0					
10- 1			0- 0		0- 0		CONFERENCE		0- 0				0- 1		10- 0					
6- 0			0- 0		0- 0		HOME		0- 0				0- 0		6- 0					
4- 1			0- 0		0- 0		AWAY		0- 0				0- 1		4- 0					
0- 0			0- 0		0- 0		NEUTRAL		0- 0				0- 0		0- 0					
RPI S	Opponent		Score		RPI S	Opponent		Score		RPI S	Opponent		Score		RPI S	Opponent		Score		
16 N	Ohio St.		0 3		41 A	Missouri St.		0 3		52 N	Wichita St.		0 3		102 A	East Tenn. St.		2 3		
										68 N	Western Ky.		0 3		111 N	Arkansas St.		3 1		
										82 A	Memphis		0 3		116 A	Eastern Ky.		3 0		
															128 A	Tennessee St.		3 1		
															128 H	Tennessee St.		3 0		
															136 H	Tennessee Tech		3 0		
															144 A	Miami (Ohio)		0 3		
															153 H	North Fla.		3 1		
															169 N	Boston College		3 2		
															186 H	Jacksonville		3 1		
															186 H	Jacksonville		3 0		
															198 A	Southern Ill.		3 0		
															213 A	Lipscomb		3 0		
															213 H	Lipscomb		3 0		
															219 H	Gardner-Webb		3 0		
															235 A	Chattanooga		3 0		
															240 N	IUPUI		3 0		
															254 A	Birmingham-So.		3 0		
															257 A	Mercer		3 1		
															264 H	Austin Peay		3 2		
															264 N	Austin Peay		3 0		
															269 A	Stetson		3 0		
															278 N	Samford		3 1		
															281 H	Campbell		3 0		
															286 N	West Virginia		3 0		
															308 A	Kennesaw St.		3 0		
LAST 10 DIVISION I GAMES																				
16 N	Ohio St.		0 3		153H	North Fla.		3 1		41 A	Missouri St.		0 3		52 N	Wichita St.		0 3		
186 H	Jacksonville		3 0		41 A	Missouri St.		0 3		308A	Kennesaw St.		3 0		102A	East Tenn. St.		2 3		
213 H	Lipscomb		3 0																	
235 A	Chattanooga		3 0																	
186 H	Jacksonville		3 1																	

Non-Div. I Games

Bel mont

Average RPI	W n 192	WON-LOST	WINNING	LAST 10	OPPONENT	OPP.	STRENGTH	TEAM	ADJ	CONF.	ADJ	CONF.
Loss107	RECORD	PCT.	RANK	GAMES	SUCCESS	OF	SCHEDULE	RPI	RPI	RPI	RPI	RPI
DIV. I ONLY	27- 8	36	6- 4	214	177	81	82	9	9			
DIV. I NON-CONF	14- 2	19	0- 1	267	236	99	97	12	13			
<hr/>												
TOTALS		RPI 1-25	RPI 26-50	W-L RECORDS		RPI 51-100		RPI 101-150		RPI 150+		
27- 8	0- 0		0- 0	OVERALL		4- 3		4- 4		19- 1		
14- 3	0- 0		0- 0	HOME		3- 0		3- 2		8- 1		
8- 4	0- 0		0- 0	AWAY		1- 2		1- 2		6- 0		
5- 1	0- 0		0- 0	NEUTRAL		0- 1		0- 0		5- 0		
<hr/>												
14- 2	0- 0		0- 0	NON-CONFERENCE		1- 1		1- 0		12- 1		
8- 1	0- 0		0- 0	HOME		1- 0		1- 0		6- 1		
2- 1	0- 0		0- 0	AWAY		0- 1		0- 0		2- 0		
4- 0	0- 0		0- 0	NEUTRAL		0- 0		0- 0		4- 0		
<hr/>												
13- 6	0- 0		0- 0	CONFERENCE		3- 2		3- 4		7- 0		
6- 2	0- 0		0- 0	HOME		2- 0		2- 2		2- 0		
6- 3	0- 0		0- 0	AWAY		1- 1		1- 2		4- 0		
1- 1	0- 0		0- 0	NEUTRAL		0- 1		0- 0		1- 0		
<hr/>												
RPI S	Opponent	Score	RPI S	Opponent	Score	RPI S	Opponent	Score	RPI S	Opponent	Score	
						59 A	Mi ssi ssi ppi	1 3	115 A	Marshal l	1 3	
						73 H	Tul sa	3 2	115 H	Marshal l	2 3	
						79 H	Bel mont	3 0	119 A	East Caro.	1 3	
						87 A	UAB	2 3	119 H	East Caro.	1 3	
						87 H	UAB	3 2	121 H	Murray St.	3 0	
						87 N	UAB	2 3	131 A	Houston	3 1	
						94 A	Tul ane	3 1	131 H	Houston	3 1	
									145 H	SMU	3 1	
									152 H	Southeast Mo. St.	0 3	
									183 N	Tenn. -Martin	3 1	
									184 A	Ri ce	3 2	
									196 A	Southern Mi ss.	3 0	
									196 H	Southern Mi ss.	3 0	
									197 A	Evansville	3 1	
									202 H	Ark. -Li ttle Rock	3 0	
									212 A	UTEP	3 0	
									212 N	UTEP	3 1	
									213 H	Li pscomb	3 0	
									220 A	UCF	3 0	
									220 H	UCF	3 0	
									221 N	Kent St.	3 0	
									233 H	Central Ark.	3 0	
									245 A	Troy	3 0	
									256 H	Al abama A&M	3 0	
									264 N	Austin Peay	3 2	
									275 H	Loui si ana Tech	3 0	
									276 H	DePaul	3 0	
									317 N	Al corn St.	3 0	
<hr/>												
LAST 10 DIVISION I GAMES												
						87 N	UAB	2 3	119H	East Caro.	1 3	
						131 A	Houston	3 1	115H	Marshal l	2 3	
						212 N	UTEP	3 1	94 A	Tul ane	3 1	
						196 A	Southern Mi ss.	3 0	212A	UTEP	3 0	
						220 A	UCF	3 0	59 A	Mi ssi ssi ppi	1 3	

Non-Div. I Games

Memphi s

Average RPI				Wi n 159	WON-LOST		WI NNING		LAST 10		OPPONENT		OPP. STRENGTH	TEAM	ADJ	CONF.	ADJ	CONF.										
Average RPI				Loss 79	RECORD		PCT. RANK		GAMES		SUCCESS		OF SCHEDULE	RPI	RPI	RPI	RPI	RPI										
DIV. I ONLY					20- 10		75		6- 4		112		82	76	83	8		8										
DIV. I NON-CONF					5- 3		107		0- 0		87		68	86	82	8		7										
TOTALS				RPI	1-25		RPI		26-50		W-L RECORDS		RPI		51-100		RPI		101-150		RPI		150+					
20- 10					0- 2				0- 2		OVERALL				1- 2				10- 3				9- 1					
13- 3					0- 0				0- 1		HOME				1- 1				8- 0				4- 1					
6- 6					0- 1				0- 1		AWAY				0- 1				2- 3				4- 0					
1- 1					0- 1				0- 0		NEUTRAL				0- 0				0- 0				1- 0					
5- 3					0- 2				0- 0		NON-CONFERENCE				0- 1				3- 0				2- 0					
4- 1					0- 0				0- 0		HOME				0- 1				3- 0				1- 0					
0- 1					0- 1				0- 0		AWAY				0- 0				0- 0				0- 0					
1- 1					0- 1				0- 0		NEUTRAL				0- 0				0- 0				1- 0					
15- 7					0- 0				0- 2		CONFERENCE				1- 1				7- 3				7- 1					
9- 2					0- 0				0- 1		HOME				1- 0				5- 0				3- 1					
6- 5					0- 0				0- 1		AWAY				0- 1				2- 3				4- 0					
0- 0					0- 0				0- 0		NEUTRAL				0- 0				0- 0				0- 0					
RPI	S	Opponent			Score		RPI	S	Opponent			Score		RPI	S	Opponent			Score		RPI	S	Opponent			Score		
14	A	Purdue			1	3	29	A	Duke			0	3	69	A	Vi rgi ni a			1	3	103	A	Fl ori da St.			3	0	
25	N	UNI			2	3	29	H	Duke			2	3	69	H	Vi rgi ni a			3	0	103	H	Fl ori da St.			3	0	

Non-Div. I Games

Clemson

Average RPI Win 176 Average RPI Loss 65			WON-LOST RECORD		WINNING PCT. RANK		LAST 10 GAMES		OPPONENT OPP. SUCCESS OF SCHEDULE		STRENGTH TEAM RPI		ADJ RPI		CONF. RPI		ADJ CONF. RPI		
DIV. I ONLY			17- 13		124		7- 3		53		103		85		85		10		
DIV. I NON-CONF			6- 5		131		0- 0		16		115		56		57		9		
TOTALS			RPI 1-25		RPI 26-50		W-L RECORDS		RPI 51-100		RPI 101-150		RPI 150+						
17- 13			0- 3		1- 3		OVERALL		4- 5		0- 0		12- 2						
7- 5			0- 1		0- 1		HOME		2- 3		0- 0		5- 0						
7- 6			0- 2		1- 1		AWAY		1- 1		0- 0		5- 2						
3- 2			0- 0		0- 1		NEUTRAL		1- 1		0- 0		2- 0						
6- 5			0- 1		0- 2		NON-CONFERENCE		3- 1		0- 0		3- 1						
2- 0			0- 0		0- 0		HOME		2- 0		0- 0		0- 0						
1- 3			0- 1		0- 1		AWAY		0- 0		0- 0		1- 1						
3- 2			0- 0		0- 1		NEUTRAL		1- 1		0- 0		2- 0						
11- 8			0- 2		1- 1		CONFERENCE		1- 4		0- 0		9- 1						
5- 5			0- 1		0- 1		HOME		0- 3		0- 0		5- 0						
6- 3			0- 1		1- 0		AWAY		1- 1		0- 0		4- 1						
0- 0			0- 0		0- 0		NEUTRAL		0- 0		0- 0		0- 0						
RPI S	Opponent		Score		RPI S	Opponent		Score		RPI S	Opponent		Score		RPI S	Opponent		Score	
10 A	Florida		0	3	36 A	Illinois		1	3	51 H	St. Louis		3	2	159 A	Valparaiso		3	2
25 A	UNI		0	3	41 A	Missouri St.		3	2	52 A	Wichita St.		3	1	166 N	UTSA		3	2
25 H	UNI		1	3	41 H	Missouri St.		2	3	52 H	Wichita St.		0	3	184 A	Rice		2	3
					44 N	Wis.-Milwaukee		0	3	57 A	Creighton		1	3	197 A	Evansville		0	3
										57 H	Creighton		1	3	197 H	Evansville		3	0
										57 H	Creighton		1	3	198 A	Southern Ill.		3	1
										62 N	Wintthrop		2	3	198 H	Southern Ill.		3	0
										77 N	Florida A&M		3	2	228 A	Bradley		3	0
										92 H	Northern Ill.		3	1	228 H	Bradley		3	1
															234 A	Drake		3	0
															234 H	Drake		3	1
															276 N	DePaul		3	1
															277 A	Indiana St.		3	0
															277 H	Indiana St.		3	0
LAST 10 DIVISION I GAMES																			
					57 H	Creighton		1	3	277 H	Indiana St.		3	0					
					41 A	Missouri St.		3	2	57 A	Creighton		1	3					
					52 A	Wichita St.		3	1	234 A	Drake		3	0					
					25 H	UNI		1	3	197 H	Evansville		3	0					
					228 A	Bradley		3	0	198 H	Southern Ill.		3	0					

Non-Div. I Games

Illinois St.

Appalachian St

Appal achi an St.

Average RPI	Win 189	WON-LOST	WINNING	LAST 10	OPPONENT	OPP.	STRENGTH	TEAM	ADJ.	CONF.	ADJ.	CONF.
Average RPI	Loss131	RECORD	PCT. RANK	GAMES	SUCCESS	OF	SCHEDULE	RPI	RPI	RPI	RPI	RPI
DIV. I ONLY		27- 8	36	9- 1	189		190	75	89	23	22	
DIV. I NON-CONF		7- 7	155	1- 1	185		69	156	156	25	24	

TOTALS	RPI 1-25		RPI 26-50		W-L RECORDS		RPI 51-100			RPI 101-150		RPI 150+
27- 8	0- 0		0- 2		OVERALL		4- 1			4- 2		19- 3
9- 3	0- 0		0- 0		HOME		1- 0			1- 1		7- 2
13- 2	0- 0		0- 0		AWAY		3- 0			3- 1		7- 1
5- 3	0- 0		0- 2		NEUTRAL		0- 1			0- 0		5- 0
7- 7	0- 0		0- 2		NON-CONFERENCE		2- 1			2- 2		3- 2
1- 2	0- 0		0- 0		HOME		0- 0			0- 1		1- 1
4- 2	0- 0		0- 0		AWAY		2- 0			2- 1		0- 1
2- 3	0- 0		0- 2		NEUTRAL		0- 1			0- 0		2- 0
20- 1	0- 0		0- 0		CONFERENCE		2- 0			2- 0		16- 1
8- 1	0- 0		0- 0		HOME		1- 0			1- 0		6- 1
9- 0	0- 0		0- 0		AWAY		1- 0			1- 0		7- 0
3- 0	0- 0		0- 0		NEUTRAL		0- 0			0- 0		3- 0

RPI S	Opponent	Score	RPI S	Opponent	Score	RPI S	Opponent	Score	RPI S	Opponent	Score	
			32 N	Ari zona St.	1 3	52 N	Wi chi ta St.	1 3	101 H	Iowa	2 3	
			36 N	Illi noi s	1 3	62 A	Win throp	3 0	108 A	Furman	3 2	
						84 A	South Carolina	3 1	108 H	Furman	3 1	
						88 A	Appal achi an St.	3 2	129 A	San Diego St.	3 1	
						88 H	Appal achi an St.	3 0	139 A	North Carolina	3 1	
									149 A	Cal St. Fullerton	1 3	
									151 A	Davi dson	3 0	
									151 H	Davi dson	3 1	
									157 H	Eastern Mi ch.	1 3	
									163 A	UNC Greensboro	3 0	
									163 H	UNC Greensboro	3 0	
									163 N	UNC Greensboro	3 1	
									204 N	Weber St.	3 0	
									211 N	Binghamton	3 0	
									230 A	Ga. Southern	3 1	
									230 N	Ga. Southern	3 0	
									235 A	Chattanooga	3 1	
									235 A	El on	3 1	
									235 H	El on	2 3	
									235 H	Chattanooga	3 1	
									235 N	Chattanooga	3 0	
									237 H	Col umbi a	3 1	
									274 A	Western Caro.	3 1	
									274 H	Western Caro.	3 0	
									289 A	Coastal Caro.	2 3	
									299 A	Wofford	3 0	
									299 H	Wofford	3 0	
									301 H	Ci tadel	3 0	

LAST 10 DIVISION I GAMES												
			32 N	Ari zona St.	1 3	163 A	UNC Greensboro	3 0				
			84 A	South Carolina	3 1	235 A	El on	3 1				
			163 N	UNC Greensboro	3 1	274 H	Western Caro.	3 0				
			235 N	Chattanooga	3 0	235 H	Chattanooga	3 1				
			230 N	Ga. Southern	3 0	230 A	Ga. Southern	3 1				

Non-Di v. I Games

Col. of Charleston

Average RPI	W n 199	WON-LOST	WINNING	LAST 10	OPPONENT	OPP.	STRENGTH	TEAM	ADJ	CONF.	ADJ	CONF.
Average RPI	Loss81	RECORD	PCT. RANK	GAMES	SUCCESS	OF	SCHEDULE	RPI	RPI	RPI	RPI	RPI
DIV. I ONLY		26- 10	52	9- 1	197		162	88	90	31	31	
DIV. I NON-CONF		22- 9	76	7- 1	127		161	80	88	31	32	
<hr/>												
TOTALS	RPI 1-25		RPI 26-50		W-L RECORDS		RPI 51-100			RPI 101-150		RPI 150+
26- 10	0- 1		0- 2		OVERALL		1- 3			3- 3		22- 1
8- 3	0- 0		0- 0		HOME		0- 1			1- 2		7- 0
11- 4	0- 1		0- 1		AWAY		1- 0			1- 1		9- 1
7- 3	0- 0		0- 1		NEUTRAL		0- 2			1- 0		6- 0
22- 9	0- 1		0- 2		NON-CONFERENCE		1- 3			2- 2		19- 1
7- 3	0- 0		0- 0		HOME		0- 1			1- 2		6- 0
10- 3	0- 1		0- 1		AWAY		1- 0			1- 0		8- 1
5- 3	0- 0		0- 1		NEUTRAL		0- 2			0- 0		5- 0
4- 1	0- 0		0- 0		CONFERENCE		0- 0			1- 1		3- 0
1- 0	0- 0		0- 0		HOME		0- 0			0- 0		1- 0
1- 1	0- 0		0- 0		AWAY		0- 0			0- 1		1- 0
2- 0	0- 0		0- 0		NEUTRAL		0- 0			1- 0		1- 0
RPI S	Opponent	Score	RPI S	Opponent	Score	RPI S	Opponent	Score	RPI S	Opponent	Score	
16 A	Ohio St.	0 3	26 A	Michigan	0 3	61 N	Xavier	0 3	104 A	Utah Valley St.	1 3	
			38 N	Michigan St.	1 3	64 H	Bowling Green	1 3	104 N	Utah Valley St.	3 1	
						80 N	Oral Roberts	0 3	118 H	South Dakota St.	3 0	
						92 A	Northern Ill.	3 2	122 A	North Dakota St.	3 2	
									122 H	North Dakota St.	1 3	
									130 H	Western Mich.	1 3	
									153 H	North Fla.	3 0	
									157 A	Eastern Mich.	3 0	
									159 A	Valparaiso	3 0	
									170 A	Ball St.	1 3	
									171 H	Toledo	3 0	
									177 H	Wis.-Green Bay	3 0	
									184 N	Rice	3 2	
									187 A	Central Mich.	3 2	
									195 A	Wright St.	3 0	
									201 A	Robert Morris	3 0	
									201 H	Robert Morris	3 0	
									204 N	Weber St.	3 2	
									206 A	Duquesne	3 2	
									214 N	New Hampshire	3 1	
									217 H	Buffalo	3 0	
									225 N	St. Francis (Pa.)	3 0	
									240 H	IUPUI	3 1	
									253 H	Tex.-Pan American	3 0	
									253 N	Tex.-Pan American	3 1	
									255 A	Akron	3 0	
									272 A	Butler	3 1	
									295 N	Delaware St.	3 0	
									316 A	Chicago St.	3 1	
<hr/>												
LAST 10 DIVISION I GAMES												
104 N	Utah Valley St.	3 1	177 H	Wis.-Green Bay	3 0							
253 N	Tex.-Pan American	3 1	272 A	Butler	3 1							
122 A	North Dakota St.	3 2	187 A	Central Mich.	3 2							
240 H	IUPUI	3 1	159 A	Valparaiso	3 0							
195 A	Wright St.	3 0	64 H	Bowling Green	1 3							

Non-Div. I Games

I PFW

Del aware						Through Games Of December 16, 2006 (Final)					
Average	RPI	Win 178	WON-LOST	WINNING	LAST 10	OPPONENT	OPP.	STRENGTH	TEAM	ADJ	CONF.
Average	RPI	Loss105	RECORD	PCT. RANK	GAMES	SUCCESS	OF	SCHEDULE	RPI	RPI	RPI
DIV. I ONLY			21- 9	61	6- 4	139		154	79	91	12
DIV. I NON-CONF			9- 1	15	0- 1	181		226	58	62	13
TOTALS	RPI 1-25			RPI 26-50	W-L RECORDS		RPI 51-100			RPI 101-150	RPI 150+
21- 9	0- 0			0- 3	OVERALL		1- 1			8- 2	12- 3
12- 3	0- 0			0- 1	HOME		0- 1			6- 0	6- 1
6- 6	0- 0			0- 2	AWAY		1- 0			1- 2	4- 2
3- 0	0- 0			0- 0	NEUTRAL		0- 0			1- 0	2- 0
9- 1	0- 0			0- 0	NON-CONFERENCE		0- 0			3- 0	6- 1
5- 1	0- 0			0- 0	HOME		0- 0			3- 0	2- 1
2- 0	0- 0			0- 0	AWAY		0- 0			0- 0	2- 0
2- 0	0- 0			0- 0	NEUTRAL		0- 0			0- 0	2- 0
12- 8	0- 0			0- 3	CONFERENCE		1- 1			5- 2	6- 2
7- 2	0- 0			0- 1	HOME		0- 1			3- 0	4- 0
4- 6	0- 0			0- 2	AWAY		1- 0			1- 2	2- 2
1- 0	0- 0			0- 0	NEUTRAL		0- 0			1- 0	0- 0
RPI S	Opponent	Score	RPI S	Opponent	Score	RPI S	Opponent	Score	RPI S	Opponent	Score
			35 A Hofstra	0	3	75 A Towson	3	2	105 H Texas-Arlington	3	1
			35 A Hofstra	2	3	75 H Towson	1	3	106 A James Madison	0	3
			35 H Hofstra	2	3				106 H James Madison	3	2
									110 A Northeastern	3	1
									110 H Northeastern	3	2
									110 N Northeastern	3	0
									123 A VCU	2	3
									123 H VCU	3	1
									135 H Seton Hall	3	1
									138 H Temple	3	0
									164 H Villanova	1	3
									177 A Wis.-Green Bay	3	1
									180 A Georgia St.	2	3
									180 H Georgia St.	3	1
									190 A William & Mary	1	3
									190 H William & Mary	3	2
									208 A UMBC	3	0
									218 A George Mason	3	1
									218 H George Mason	3	0
									221 N Kent St.	3	1
									234 N Drake	3	0
									261 H Marist	3	0
									263 A UNC Wilmington	3	0
									263 H UNC Wilmington	3	0
									295 H Delaware St.	3	0
			LAST 10 DIVISION I GAMES								
			35 A Hofstra	2	3	180A Georgia St.	2	3			
			110 N Northeastern	3	0	110H Northeastern	3	2			
			123 H VCU	3	1	35 H Hofstra	2	3			
			190 H William & Mary	3	2	164H Villanova	1	3			
			263 A UNC Wilmington	3	0	75 A Towson	3	2			

Non-Div. I Games

Del aware

Average RPI	Win 176	WON-LOST	WINNING	LAST 10	OPPONENT	OPP.	STRENGTH	TEAM	ADJ.	CONF.	ADJ.	CONF.
Average RPI	Loss 95	RECORD	PCT. RANK	GAMES	SUCCESS	OF	SCHEDULE	RPI	RPI	RPI	RPI	RPI
DIV. I ONLY		15- 11	120	6- 4	86		105	98	94	9	9	
DIV. I NON-CONF		4- 5	190	0- 0	116		106	152	145	12	13	

TOTALS	RPI 1-25		RPI 26-50		W-L RECORDS		RPI 51-100			RPI 101-150		RPI 150+
15- 11	0- 1		0- 0		OVERALL		1- 6			5- 3		9- 1
8- 3	0- 0		0- 0		HOME		1- 2			3- 1		4- 0
6- 4	0- 1		0- 0		AWAY		0- 1			2- 2		4- 0
1- 4	0- 0		0- 0		NEUTRAL		0- 3			0- 0		1- 1
4- 5	0- 1		0- 0		NON-CONFERENCE		0- 2			1- 1		3- 1
3- 0	0- 0		0- 0		HOME		0- 0			1- 0		2- 0
0- 2	0- 1		0- 0		AWAY		0- 0			0- 1		0- 0
1- 3	0- 0		0- 0		NEUTRAL		0- 2			0- 0		1- 1
11- 6	0- 0		0- 0		CONFERENCE		1- 4			4- 2		6- 0
5- 3	0- 0		0- 0		HOME		1- 2			2- 1		2- 0
6- 2	0- 0		0- 0		AWAY		0- 1			2- 1		4- 0
0- 1	0- 0		0- 0		NEUTRAL		0- 1			0- 0		0- 0
RPI S	Opponent	Score	RPI S	Opponent	Score	RPI S	Opponent	Score	RPI S	Opponent	Score	
4 A	Minnesota	0 3				56 N	Dayton	1 3	101 A	Iowa	0 3	
						73 A	Tulsa	0 3	115 A	Marshall	3 2	
						73 H	Tulsa	3 1	119 H	East Caro.	3 0	
						82 H	Memphis	1 3	126 H	New Orleans	3 2	
						87 H	UAB	2 3	131 A	Houston	0 3	
						87 N	UAB	1 3	131 H	Houston	0 3	
						96 N	Connecticut	0 3	145 A	SMU	3 1	
									145 H	SMU	3 0	
									184 A	Rice	3 1	
									184 H	Rice	3 1	
									193 N	Fla. Atlantic	2 3	
									194 H	McNeese St.	3 0	
									196 A	Southern Miss.	3 1	
									212 A	UTEP	3 1	
									212 H	UTEP	3 1	
									220 A	UCF	3 2	
									248 H	Lamar	3 0	
									266 N	UMKC	3 0	

LAST 10 DIVISION I GAMES												
						87 N	UAB	1 3	82 H	Memphis	1 3	
						212 H	UTEP	3 1	87 H	UAB	2 3	
						212 A	UTEP	3 1	145 A	SMU	3 1	
						220 A	UCF	3 2	73 A	Tulsa	0 3	
						196 A	Southern Miss.	3 1	184 H	Rice	3 1	

Non-Div. I Games

Tulane

Average RPI	W in 194	WON-LOST	WINNING	LAST 10	OPPONENT	OPP.	STRENGTH	TEAM	ADJ	CONF.	ADJ	CONF.		
Average RPI	Loss 62	RECORD	PCT. RANK	GAMES	SUCCESS	OF	SCHEDULE	RPI	RPI	RPI	RPI	RPI		
DIV. I ONLY		19- 11	86	6- 4	138		124	97	96	13	13			
DIV. I NON-CONF		11- 4	65	0- 0	121		175	72	79	11	11			

TOTALS		RPI 1-25		RPI 26-50	W-L RECORDS			RPI 51-100			RPI 101-150	RPI 150+		
19- 11		0- 4		0- 1	OVERALL			3- 4			2- 1	14- 1		
10- 3		0- 2		0- 0	HOME			1- 1			1- 0	8- 0		
6- 6		0- 1		0- 1	AWAY			0- 2			1- 1	5- 1		
3- 2		0- 1		0- 0	NEUTRAL			2- 1			0- 0	1- 0		
11- 4		0- 1		0- 0	NON-CONFERENCE			3- 2			1- 0	7- 1		
5- 0		0- 0		0- 0	HOME			1- 0			0- 0	4- 0		
3- 3		0- 1		0- 0	AWAY			0- 1			1- 0	2- 1		
3- 1		0- 0		0- 0	NEUTRAL			2- 1			0- 0	1- 0		
8- 7		0- 3		0- 1	CONFERENCE			0- 2			1- 1	7- 0		
5- 3		0- 2		0- 0	HOME			0- 1			1- 0	4- 0		
3- 3		0- 0		0- 1	AWAY			0- 1			0- 1	3- 0		
0- 1		0- 1		0- 0	NEUTRAL			0- 0			0- 0	0- 0		
RPI S	Opponent		Score		RPI S	Opponent		Score		RPI S	Opponent		Score	
4 A	Minnesota		0	3	49 A	Notre Dame		0	3	56 N	Dayton		1	3
21 H	Louisville		1	3						58 H	Cincinnati		1	3
21 N	Louisville		1	3						67 A	Yale		2	3
24 H	St. John's (N.Y.)		0	3						74 N	Portland St.		3	0
										86 A	Marquette		1	3
										92 H	Northern Ill.		3	0
										94 N	Tulane		3	0

Non-Div. I Games

Connecticut

Average RPI Win 136 Average RPI Loss 34				WON-LOST RECORD		WINNING PCT. RANK		LAST 10 GAMES		OPPONENT OPP. SUCCESS OF SCHEDULE		STRENGTH TEAM RPI		ADJ RPI		CONF. RPI		ADJ CONF. RPI					
DIV. I ONLY				12- 18		207		3- 7		50		19		119		97		3					
DIV. I NON-CONF				8- 2		34		0- 0		157		72		62		59		2					
TOTALS				RPI 1-25		RPI 26-50		W-L RECORDS		RPI 51-100				RPI 101-150		RPI 150+							
12- 18				1- 8		1- 7		OVERALL		4- 2				1- 1		5- 0							
7- 7				0- 4		0- 3		HOME		3- 0				1- 0		3- 0							
3- 9				1- 4		0- 3		AWAY		1- 1				0- 1		1- 0							
2- 2				0- 0		1- 1		NEUTRAL		0- 1				0- 0		1- 0							
8- 2				1- 0		1- 1		NON-CONFERENCE		1- 1				0- 0		5- 0							
4- 0				0- 0		0- 0		HOME		1- 0				0- 0		3- 0							
2- 0				1- 0		0- 0		AWAY		0- 0				0- 0		1- 0							
2- 2				0- 0		1- 1		NEUTRAL		0- 1				0- 0		1- 0							
4- 16				0- 8		0- 6		CONFERENCE		3- 1				1- 1		0- 0							
3- 7				0- 4		0- 3		HOME		2- 0				1- 0		0- 0							
1- 9				0- 4		0- 3		AWAY		1- 1				0- 1		0- 0							
0- 0				0- 0		0- 0		NEUTRAL		0- 0				0- 0		0- 0							
RPI S	Opponent			Score		RPI S	Opponent			Score		RPI S	Opponent			Score		RPI S	Opponent			Score	
1	A	Nebraska		0	3	28	A	Iowa St.		1	3	52	H	Wichita St.		3	0	134	A	Kansas		1	3
1	H	Nebraska		0	3	28	H	Iowa St.		2	3	65	N	Alabama		2	3	134	H	Kansas		3	0
6	A	Texas		2	3	30	A	Missouri		2	3	78	A	Baylor		1	3	185	N	Pacific		3	0
6	H	Texas		1	3	30	H	Missouri		1	3	78	H	Baylor		3	0	213	H	Lipscomb		3	0
13	A	Oklahoma		0	3	39	N	Santa Clara		0	3	99	A	Texas Tech		3	1	223	A	Fresno St.		3	1
13	H	Oklahoma		2	3	49	N	Notre Dame		3	0	99	H	Texas Tech		3	1	234	H	Drake		3	0
22	A	Colorado		2	3	50	A	Texas A&M		2	3							238	H	Montana St.		3	1
22	H	Colorado		0	3	50	H	Texas A&M		0	3												
25	A	UNI		3	1																		
LAST 10 DIVISION I GAMES																							
134 H Kansas						3	0	50 H Texas A&M						0	3								
99 A Texas Tech						3	1	22 A Colorado						2	3								
6 H Texas						1	3	1 H Nebraska						0	3								
13 A Oklahoma						0	3	28 A Iowa St.						1	3								
78 H Baylor						3	0	30 A Missouri						2	3								

Non-Div. I Games

Kansas St.

Average RPI	W n 162	WON-LOST	WINNING	LAST 10	OPPONENT	OPP.	STRENGTH	TEAM	ADJ	CONF.	ADJ	CONF.
Average RPI	Loss 58	RECORD	PCT. RANK	GAMES	SUCCESS	OF SCHEDULE	RPI	RPI	RPI	RPI		
DIV. I ONLY		16- 12	122	4- 6	132	65	108	98	7	7		
DIV. I NON-CONF		9- 5	101	2- 1	142	42	92	93	7	6		
<hr/>												
TOTALS		RPI 1-25	RPI 26-50		W-L RECORDS		RPI 51-100		RPI 101-150		RPI 150+	
16- 12		0- 3	1- 3		OVERALL		1- 4		6- 1		8- 1	
6- 5		0- 1	0- 2		HOME		0- 1		2- 0		4- 1	
6- 6		0- 1	0- 1		AWAY		0- 3		3- 1		3- 0	
4- 1		0- 1	1- 0		NEUTRAL		1- 0		1- 0		1- 0	
9- 5		0- 1	1- 1		NON-CONFERENCE		1- 2		3- 0		4- 1	
2- 2		0- 0	0- 1		HOME		0- 0		0- 0		2- 1	
3- 2		0- 0	0- 0		AWAY		0- 2		2- 0		1- 0	
4- 1		0- 1	1- 0		NEUTRAL		1- 0		1- 0		1- 0	
7- 7		0- 2	0- 2		CONFERENCE		0- 2		3- 1		4- 0	
4- 3		0- 1	0- 1		HOME		0- 1		2- 0		2- 0	
3- 4		0- 1	0- 1		AWAY		0- 1		1- 1		2- 0	
0- 0		0- 0	0- 0		NEUTRAL		0- 0		0- 0		0- 0	
RPI S	Opponent	Score	RPI S	Opponent	Score	RPI S	Opponent	Score	RPI S	Opponent	Score	
12 N	San Di ego	0 3	27 A	Long Beach St.	0 3	53 A	UC Santa Barb.	2 3	104 N	Utah Valley St.	3 0	
18 A	Cal Poly	0 3	27 H	Long Beach St.	1 3	53 H	UC Santa Barb.	0 3	114 A	San Jose St.	3 2	
18 H	Cal Poly	0 3	35 N	Hofstra	3 2	61 N	Xavi er	3 0	124 A	UC Irvine	1 3	
			42 H	Oregon	1 3	63 A	UNLV	0 3	124 H	UC Irvine	3 0	
						70 A	Loyol a Marymount	1 3	129 A	San Di ego St.	3 1	
									149 A	Cal St. Fullerton	3 2	
									149 H	Cal St. Fullerton	3 1	
									185 A	Paci fi c	3 0	
									185 H	Paci fi c	3 0	
									191 N	Harvard	3 0	
									192 H	Utah St.	1 3	
									223 H	Fresno St.	3 0	
									229 A	UC Davi s	3 0	
									229 H	UC Davi s	3 0	
									246 A	UC Ri versi de	3 1	
									246 H	UC Ri versi de	3 0	
<hr/>												
LAST 10 DIVISION I GAMES												
70 A		Loyol a Marymount	1 3	229 A		UC Davi s	3 0					
124 H		UC Irvine	3 0	124 A		UC Irvine	1 3					
27 H		Long Beach St.	1 3	223 H		Fresno St.	3 0					
53 A		UC Santa Barb.	2 3	185 H		Paci fi c	3 0					
18 A		Cal Poly	0 3	18 H		Cal Poly	0 3					

Non-Di v. I Games

Cal St. Northridge

Average RPI Win 146 Average RPI Loss 35				WON-LOST RECORD		WINNING PCT. RANK		LAST 10 GAMES		OPPONENT OPP. SUCCESS OF SCHEDULE		STRENGTH TEAM RPI		ADJ RPI		CONF. RPI		ADJ CONF. RPI							
DIV. I ONLY				12- 17		196		2- 8		44		26		109		99		3							
DIV. I NON-CONF				7- 2		42		0- 0		156		129		68		69		2							
TOTALS				RPI 1-25		RPI 26-50		W-L RECORDS		RPI 51-100				RPI 101-150		RPI 150+									
12- 17				0- 8		3- 5		OVERALL		0- 4				2- 0		7- 0									
3- 7				0- 4		2- 1		HOME		0- 2				1- 0		0- 0									
5- 8				0- 4		1- 2		AWAY		0- 2				1- 0		3- 0									
4- 2				0- 0		0- 2		NEUTRAL		0- 0				0- 0		4- 0									
7- 2				0- 0		0- 2		NON-CONFERENCE		0- 0				0- 0		7- 0									
0- 0				0- 0		0- 0		HOME		0- 0				0- 0		0- 0									
3- 0				0- 0		0- 0		AWAY		0- 0				0- 0		3- 0									
4- 2				0- 0		0- 2		NEUTRAL		0- 0				0- 0		4- 0									
5- 15				0- 8		3- 3		CONFERENCE		0- 4				2- 0		0- 0									
3- 7				0- 4		2- 1		HOME		0- 2				1- 0		0- 0									
2- 8				0- 4		1- 2		AWAY		0- 2				1- 0		0- 0									
0- 0				0- 0		0- 0		NEUTRAL		0- 0				0- 0		0- 0									
RPI S Opponent				Score		RPI S Opponent				Score		RPI S Opponent				Score		RPI S Opponent				Score			
1 A Nebraska				0 3		28 A Iowa St.				1 3		78 A Bayl or				2 3		134 A Kansas				3 2			
1 H Nebraska				0 3		28 H Iowa St.				3 2		78 H Bayl or				2 3		134 H Kansas				3 1			
6 A Texas				0 3		30 A Mi ssouri				0 3		97 A Kansas St.				1 3		157 N Eastern Mi ch.				3 2			
6 H Texas				1 3		30 H Mi ssouri				0 3		97 H Kansas St.				1 3		173 A South Fla.				3 0			
13 A Okl ahoma				1 3		31 N New Mexico St.				2 3										178 N Texas St.				3 0	
13 H Okl ahoma				2 3		40 N Sacramento St.				1 3										186 N Jacksonville				3 0	
22 A Col orado				0 3		50 A Texas A&M				3 2										195 N Wright St.				3 1	
22 H Col orado				0 3		50 H Texas A&M				3 0										212 A UTEP				3 2	
																				253 A Tex. -Pan Ameri can				3 0	
LAST 10 DIVISION I GAMES																									
30 A Mi ssouri						0 3						13 A Okl ahoma						1 3							
97 H Kansas St.						1 3						1 H Nebraska						0 3							
50 H Texas A&M						3 0						134A Kansas						3 2							
28 A Iowa St.						1 3						6 H Texas						1 3							
78 H Bayl or						2 3						22 A Col orado						0 3							

Non-Di v. I Games

Texas Tech

Average	RPI	Win 225	WON-LOST		WINNING		LAST 10		OPPONENT		OPP.	STRENGTH	TEAM	ADJ	CONF.	ADJ CONF.					
			RECORD		PCT.	RANK	GAMES		SUCCESS		OF	SCHEDULE	RPI	RPI	RPI	RPI					
DIV. I ONLY			25- 11			65	8- 2		195			195	100	100	30	30					
DIV. I NON-CONF			13- 11			139	2- 2		72			89	103	103	30	30					
<hr/>																					
TOTALS		RPI	1-25		RPI		26-50		W-L RECORDS		RPI		51-100		RPI		101-150		RPI	150+	
25- 11		0- 5		0- 0		OVERALL				1- 2				3- 2		21- 2					
17- 3		0- 1		0- 0		HOME				1- 1				3- 1		13- 0					
6- 4		0- 2		0- 0		AWAY				0- 0				0- 1		6- 1					
2- 4		0- 2		0- 0		NEUTRAL				0- 1				0- 0		2- 1					
<hr/>																					
13- 11		0- 5		0- 0		NON-CONFERENCE				1- 2				3- 2		9- 2					
9- 3		0- 1		0- 0		HOME				1- 1				3- 1		5- 0					
2- 4		0- 2		0- 0		AWAY				0- 0				0- 1		2- 1					
2- 4		0- 2		0- 0		NEUTRAL				0- 1				0- 0		2- 1					
<hr/>																					
12- 0		0- 0		0- 0		CONFERENCE				0- 0				0- 0		12- 0					
8- 0		0- 0		0- 0		HOME				0- 0				0- 0		8- 0					
4- 0		0- 0		0- 0		AWAY				0- 0				0- 0		4- 0					
0- 0		0- 0		0- 0		NEUTRAL				0- 0				0- 0		0- 0					
<hr/>																					
RPI S	Opponent		Score		RPI S	Opponent		Score		RPI S	Opponent		Score		RPI S	Opponent		Score			
2 H	UCLA		0	3						60 N	Florida Int'l		2	3	113 A	Pittsburgh		1	3		
5 A	Penn St.		0	3						66 H	San Francisco		2	3	118 H	South Dakota St.		3	0		
6 N	Texas		0	3						93 H	Cornell		3	0	120 H	Albany (N.Y.)		3	2		
18 N	Cal Poly		0	3											123 H	VCU		3	1		
20 A	Pepperdine		0	3											135 H	Seton Hall		2	3		
															155 A	Maryland		1	3		
															158 H	Army		3	0		
															188 A	Central Conn. St.		3	0		
															188 H	Central Conn. St.		3	0		
															191 A	Harvard		3	0		
															201 A	Robert Morris		3	0		
															201 H	Robert Morris		3	0		
															203 H	Syracuse		3	0		
															211 N	Binghamton		3	0		
															216 N	Stony Brook		2	3		
															225 H	St. Francis (Pa.)		3	0		
															244 H	Rhode Island		3	1		
															251 N	Rutgers		3	0		
															259 A	Manhattan		3	0		
															260 H	Fairleigh Dickinson		3	0		
															262 H	Maine		3	1		
															282 H	NJIT		3	0		
															296 H	Wagner		3	0		
															303 A	St. Francis (N.Y.)		3	0		
															303 H	St. Francis (N.Y.)		3	0		
															313 H	Sacred Heart		3	0		
															313 H	Sacred Heart		3	0		
															319 A	Quinnipiac		3	0		

Non-Div. I Games

Long Island and

Average RPI Win 164 Average RPI Loss 22				WON-LOST RECORD		WINNING PCT. RANK		LAST 10 GAMES		OPPONENT OPP. STRENGTH SUCCESS OF SCHEDULE		TEAM RPI		ADJ RPI		CONF. RPI		ADJ CONF. RPI			
DIV. I ONLY				13- 19		204		1- 9		41		33		110		101		2		2	
DIV. I NON-CONF				11- 1		13		0- 0		166		167		44		51		3		3	
TOTALS		RPI 1-25		RPI 26-50		W-L RECORDS		RPI 51-100		RPI 101-150		RPI 150+									
13- 19		0- 10		0- 9		OVERALL		4- 0		1- 0		8- 0									
6- 10		0- 5		0- 5		HOME		1- 0		0- 0		5- 0									
3- 9		0- 5		0- 4		AWAY		2- 0		0- 0		1- 0									
4- 0		0- 0		0- 0		NEUTRAL		1- 0		1- 0		2- 0									
11- 1		0- 0		0- 1		NON-CONFERENCE		4- 0		1- 0		6- 0									
5- 1		0- 0		0- 1		HOME		1- 0		0- 0		4- 0									
2- 0		0- 0		0- 0		AWAY		2- 0		0- 0		0- 0									
4- 0		0- 0		0- 0		NEUTRAL		1- 0		1- 0		2- 0									
2- 18		0- 10		0- 8		CONFERENCE		0- 0		0- 0		2- 0									
1- 9		0- 5		0- 4		HOME		0- 0		0- 0		1- 0									
1- 9		0- 5		0- 4		AWAY		0- 0		0- 0		1- 0									
0- 0		0- 0		0- 0		NEUTRAL		0- 0		0- 0		0- 0									
RPI S	Opponent			Score		RPI S	Opponent			Score		RPI S	Opponent			Score					
4	A	Minnesota		1	3	26	A	Mi chi gan		0	3	55	N	Jacksonville St.		3	0				
4	H	Minnesota		0	3	26	H	Mi chi gan		0	3	57	A	Creighton		3	2				
5	A	Penn St.		0	3	28	H	Iowa St.		2	3	89	A	Col . of		3	2				
5	H	Penn St.		0	3	36	A	Ill i noi s		1	3			Charleston							
9	A	Wi sconsi n		0	3	36	H	Ill i noi s		1	3	94	H	Tul ane		3	0				
9	H	Wi sconsi n		1	3	38	A	Mi chi gan St.		0	3										
14	A	Purdue		0	3	38	H	Mi chi gan St.		0	3										
14	H	Purdue		2	3	45	A	Northwestern		0	3										
16	A	Ohio St.		0	3	45	H	Northwestern		1	3										
16	H	Ohio St.		1	3																
						LAST 10 DIVISION I GAMES															
						26 H Mi chi gan						0	3	16 A Ohio St.						0	3
						38 H Mi chi gan St.						0	3	45 H Northwestern						1	3
						4 A Mi nnesota						1	3	36 H Ill i noi s						1	3
						9 A Wi sconsi n						0	3	156A Indi ana						3	0
						5 A Penn St.						0	3	14 A Purdue						0	3

Non-Div. I Games

Iowa

Average RPI	Win 213	WON-LOST	WINNING	LAST 10	OPPONENT	OPP.	STRENGTH	TEAM	ADJ	CONF.	ADJ	CONF.
Average RPI	Loss151	RECORD	PCT. RANK	GAMES	SUCCESS	OF	SCHEDULE	RPI	RPI	RPI	RPI	RPI
DIV. I ONLY		22- 7	40	7- 2	212		240	91	102	26	24	
DIV. I NON-CONF		12- 6	85	2- 1	180		219	112	130	24	25	

TOTALS	RPI 1-25		RPI 26-50		W-L RECORDS		RPI 51-100			RPI 101-150		RPI 150+
22- 7	0- 0		0- 0		OVERALL		1- 2			3- 2		18- 3
9- 2	0- 0		0- 0		HOME		1- 1			2- 0		6- 1
10- 2	0- 0		0- 0		AWAY		0- 0			1- 1		9- 1
3- 3	0- 0		0- 0		NEUTRAL		0- 1			0- 1		3- 1
12- 6	0- 0		0- 0		NON-CONFERENCE		0- 2			3- 2		9- 2
4- 2	0- 0		0- 0		HOME		0- 1			2- 0		2- 1
6- 2	0- 0		0- 0		AWAY		0- 0			1- 1		5- 1
2- 2	0- 0		0- 0		NEUTRAL		0- 1			0- 1		2- 0
10- 1	0- 0		0- 0		CONFERENCE		1- 0			0- 0		9- 1
5- 0	0- 0		0- 0		HOME		1- 0			0- 0		4- 0
4- 0	0- 0		0- 0		AWAY		0- 0			0- 0		4- 0
1- 1	0- 0		0- 0		NEUTRAL		0- 0			0- 0		1- 1
RPI S	Opponent	Score	RPI S	Opponent	Score	RPI S	Opponent	Score	RPI S	Opponent	Score	
						61 N	Xavi er	0 3	108 A	Furman	3 2	
						62 H	Winthrop	0 3	108 H	Furman	3 0	
						79 H	Bel mont	3 2	116 H	Eastern Ky.	3 0	
									137 A	Charl otte	0 3	
									140 N	Clevel and St.	2 3	
									153 H	North Fla.	3 1	
									153 N	North Fla.	3 0	
									163 N	UNC Greensboro	3 0	
									186 H	Jacksonvi lle	3 2	
									186 N	Jacksonvi lle	2 3	
									197 H	Evansvi lle	2 3	
									213 H	Lipscomb	3 0	
									219 A	Gardner-Webb	3 0	
									222 A	Liberty	3 2	
									235 H	Chattanooga	3 2	
									241 A	UNC Asheville	3 1	
									252 A	N. C. A&T	3 1	
									257 A	Mercer	3 0	
									265 N	North Carolina St.	3 1	
									269 A	Stetson	3 1	
									271 A	Radford	2 3	
									274 H	Western Caro.	3 0	
									281 A	Campbel l	3 0	
									288 A	High Point	3 0	
									289 A	Coastal Caro.	3 0	
									308 H	Kennesaw St.	3 0	

LAST 10 DIVISION I GAMES												
						186 N	Jacksonvi lle	2 3	269A	Stetson	3 1	
						271 A	Radford	2 3	213H	Lipscomb	3 0	
						222 A	Liberty	3 2	79 H	Bel mont	3 2	
						274 H	Western Caro.	3 0	308H	Kennesaw St.	3 0	
						257 A	Mercer	3 0	252A	N. C. A&T	3 1	

Non-Div. I Games Tusculum

3 0

Lees-McRae

3 0

Milligan

3 0

East Tenn. St.

Average RPI	W n 181 Loss 77	WON-LOST RECORD	WINNING PCT.	RANK	LAST 10 GAMES	OPPONENT SUCCESS	OPP. OF SCHEDULE	TEAM RPI	ADJ RPI	CONF. RPI	ADJ CONF. RPI
DIV. I ONLY		19- 12	97		4- 6	110	107	94	103	8	8
DIV. I NON-CONF		6- 3	85		0- 0	83	169	76	76	8	7
TOTALS	RPI 1-25			RPI 26-50	W-L RECORDS		RPI 51-100			RPI 101-150	RPI 150+
19- 12	0- 3			0- 2	OVERALL		2- 3			6- 2	11- 2
9- 6	0- 1			0- 1	HOME		0- 2			3- 1	6- 1
9- 4	0- 0			0- 1	AWAY		2- 1			3- 1	4- 1
1- 2	0- 2			0- 0	NEUTRAL		0- 0			0- 0	1- 0
6- 3	0- 3			0- 0	NON-CONFERENCE		1- 0			0- 0	5- 0
3- 1	0- 1			0- 0	HOME		0- 0			0- 0	3- 0
2- 0	0- 0			0- 0	AWAY		1- 0			0- 0	1- 0
1- 2	0- 2			0- 0	NEUTRAL		0- 0			0- 0	1- 0
13- 9	0- 0			0- 2	CONFERENCE		1- 3			6- 2	6- 2
6- 5	0- 0			0- 1	HOME		0- 2			3- 1	3- 1
7- 4	0- 0			0- 1	AWAY		1- 1			3- 1	3- 1
0- 0	0- 0			0- 0	NEUTRAL		0- 0			0- 0	0- 0
RPI S Opponent Score	RPI S Opponent Score					RPI S Opponent Score	RPI S Opponent Score				
7 N Southern Cal i forn i a	0	3	29 A Duke	0	3	69 A Vi rgi ni a	3	0	109 A Georgi a Tech	3	2
10 H Flor i da	1	3	29 H Duke	0	3	69 H Vi rgi ni a	2	3	109 H Georgi a Tech	1	3
24 N St. John' s (N. Y.)	1	3				83 A Cl emson	0	3	125 A Vi rgi ni a Tech	3	1
						83 H Cl emson	0	3	125 H Vi rgi ni a Tech	3	0
						84 A South Carol i na	3	2	139 A North Carol i na	0	3
									139 H North Carol i na	3	0
									142 A Wake Forest	3	0
									142 H Wake Forest	3	0
									155 A Maryl and	2	3
									155 H Maryl and	3	0
									169 A Boston Colle ge	3	0
									169 H Boston Colle ge	3	1
									182 A Mi ami (Fl a.)	3	2
									182 H Mi ami (Fl a.)	2	3
									239 H Eastern Ill .	3	0
									242 N Mi ssi ssi ppi Val .	3	0
									257 A Mercer	3	0
									265 A North Carol i na St.	3	1
									265 H North Carol i na St.	3	0
									269 H Stetson	3	0
									283 H South Ala.	3	0
LAST 10 DIVISION I GAMES											
29 A Duke	0	3	69 H Vi rgi ni a	2	3						
142 A Wake Forest	3	0	109H Georgi a Tech	1	3						
265 A North Carol i na St.	3	1	83 H Cl emson	0	3						
139 A North Carol i na	0	3	155A Maryl and	2	3						
125 H Vi rgi ni a Tech	3	0	169A Boston Colle ge	3	0						

Non-Div. I Games

Fl ori da St.

Average RPI	W n 187	WON-LOST	WINNING	LAST 10	OPPONENT	OPP.	STRENGTH	TEAM	ADJ	CONF.	ADJ	CONF.
Loss89	RECORD	PCT.	RANK	GAMES	SUCCESS	OF	SCHEDULE	RPI	RPI	RPI	RPI	CONF.
DIV. I ONLY	16- 11	112	6- 4	126	156	114	104	31	31			
DIV. I NON-CONF	12- 10	131	4- 3	100	126	110	108	31	32			

TOTALS	RPI 1-25		RPI 26-50		W-L RECORDS		RPI 51-100			RPI 101-150		RPI 150+
16- 11	0- 1		0- 2		OVERALL		1- 4			5- 3		10- 1
6- 2	0- 0		0- 1		HOME		1- 1			2- 0		3- 0
4- 6	0- 1		0- 1		AWAY		0- 0			0- 3		4- 1
6- 3	0- 0		0- 0		NEUTRAL		0- 3			3- 0		3- 0
12- 10	0- 1		0- 2		NON-CONFERENCE		0- 3			5- 3		7- 1
4- 2	0- 0		0- 1		HOME		0- 1			2- 0		2- 0
3- 6	0- 1		0- 1		AWAY		0- 0			0- 3		3- 1
5- 2	0- 0		0- 0		NEUTRAL		0- 2			3- 0		2- 0
4- 1	0- 0		0- 0		CONFERENCE		1- 1			0- 0		3- 0
2- 0	0- 0		0- 0		HOME		1- 0			0- 0		1- 0
1- 0	0- 0		0- 0		AWAY		0- 0			0- 0		1- 0
1- 1	0- 0		0- 0		NEUTRAL		0- 1			0- 0		1- 0
RPI S	Opponent	Score	RPI S	Opponent	Score	RPI S	Opponent	Score	RPI S	Opponent	Score	
19 A	Utah	0 3	32 A	Ari zona St.	0 3	70 N	Loyol a Marymount	1 3	108 N	Furman	3 2	
			37 H	Brigham Young	0 3	80 H	Oral Roberts	1 3	110 N	Northeastern	3 2	
						90 H	I PFW	3 1	114 A	San Jose St.	0 3	
						90 N	I PFW	1 3	118 A	South Dakota St.	0 3	
						98 N	Cal St.	0 3	118 H	South Dakota St.	3 0	
							Northri dge		118 N	South Dakota St.	3 0	
									122 A	North Dakota St.	1 3	
									122 H	North Dakota St.	3 1	
									166 A	UTSA	3 2	
									191 N	Harvard	3 0	
									204 A	Weber St.	0 3	
									204 H	Weber St.	3 0	
									215 A	Idaho St.	3 2	
									220 A	UCF	3 1	
									238 H	Montana St.	3 0	
									253 A	Tex. -Pan Ameri can	3 0	
									253 H	Tex. -Pan Ameri can	3 0	
									278 N	Samford	3 0	
									304 N	Provi dence	3 0	
LAST 10 DIVISION I GAMES												
90 N	I PFW	1 3	122H	North Dakota St.	3 1							
118 N	South Dakota St.	3 0	118H	South Dakota St.	3 0							
304 N	Provi dence	3 0	122A	North Dakota St.	1 3							
253 H	Tex. -Pan Ameri can	3 0	118A	South Dakota St.	0 3							
238 H	Montana St.	3 0	19 A	Utah	0 3							

Non-Div. I Games Dixie St. 3 0

Utah Valley St.

Average RPI Win 223 Loss 96			WON-LOST RECORD		WINNING PCT. RANK		LAST 10 GAMES		OPPONENT OPP. STRENGTH SUCCESS OF SCHEDULE		TEAM RPI	ADJ RPI	CONF. RPI	ADJ CONF. RPI	
DIV. I ONLY			25- 10		54		6- 4		221		205	102	105	22	23
DIV. I NON-CONF			11- 5		81		0- 0		234		170	128	128	23	23
TOTALS			RPI 1-25		RPI 26-50		W-L RECORDS		RPI 51-100		RPI 101-150		RPI 150+		
25- 10			0- 0		0- 3		OVERALL		0- 4		2- 1		23- 2		
11- 3			0- 0		0- 1		HOME		0- 2		1- 0		10- 0		
5- 6			0- 0		0- 1		AWAY		0- 2		0- 1		5- 2		
9- 1			0- 0		0- 1		NEUTRAL		0- 0		1- 0		8- 0		
11- 5			0- 0		0- 0		NON-CONFERENCE		0- 4		2- 1		9- 0		
3- 2			0- 0		0- 0		HOME		0- 2		1- 0		2- 0		
1- 3			0- 0		0- 0		AWAY		0- 2		0- 1		1- 0		
7- 0			0- 0		0- 0		NEUTRAL		0- 0		1- 0		6- 0		
14- 5			0- 0		0- 3		CONFERENCE		0- 0		0- 0		14- 2		
8- 1			0- 0		0- 1		HOME		0- 0		0- 0		8- 0		
4- 3			0- 0		0- 1		AWAY		0- 0		0- 0		4- 2		
2- 1			0- 0		0- 1		NEUTRAL		0- 0		0- 0		2- 0		
RPI S	Opponent		Score		RPI S	Opponent		Score		RPI S	Opponent		Score		
43 A	Stephen F. Austin		0 3		73 H	Tul sa		2 3		127 H	TCU		3 2		
43 H	Stephen F. Austin		0 3		80 A	Oral Roberts		0 3		135 N	Seton Hall		3 0		
43 N	Stephen F. Austin		0 3		91 A	Del aware		1 3		145 A	SMU		1 3		
					95 H	Washi ngton St.		0 3		166 A	UTSA		1 3		
										166 H	UTSA		3 0		
										171 N	Tol edo		3 1		
										178 A	Texas St.		1 3		
										178 H	Texas St.		3 1		
										192 N	Utah St.		3 2		
										194 H	McNeese St.		3 2		
										194 N	McNeese St.		3 0		
										202 N	Ark. -Little Rock		3 0		
										206 H	Duquesne		3 2		
										226 A	Sam Houston St.		3 2		
										226 H	Sam Houston St.		3 0		
										231 A	A&M-Corpus Christi		3 1		
										231 H	A&M-Corpus Christi		3 1		
										231 N	A&M-Corpus Christi		3 1		
										233 A	Central Ark.		3 0		
										243 H	La. -Lafayette		3 1		
										247 A	Northwestern St.		3 0		
										248 H	Lamar		3 1		
										258 N	Grambling		3 0		
										261 N	Mari st		3 0		
										275 A	Loui si ana Tech		3 2		
										279 H	Ni choll s St.		3 2		
										303 N	St. Francis (N. Y.)		3 0		
										314 H	Southeastern La.		3 0		
										178A	Texas St.		1 3		
LAST 10 DIVISION I GAMES															
43 N	Stephen F. Austin		0 3		226H	Sam Houston St.		3 0							
194 N	McNeese St.		3 0		43 H	Stephen F. Austin		0 3							
231 N	A&M-Corpus Christi		3 1		279H	Ni choll s St.		3 2							
166 A	UTSA		1 3		314H	Southeastern La.		3 0							
231 A	A&M-Corpus Christi		3 1		178A	Texas St.		1 3							

Non-Div. I Games

Texas-Arl i ngton

Average RPI	W n 181	WON-LOST	WINNING	LAST 10	OPPONENT	OPP.	STRENGTH	TEAM	ADJ.	CONF.	ADJ.	CONF.
Average RPI	Loss108	RECORD	PCT. RANK	GAMES	SUCCESS	OF	SCHEDULE	RPI	RPI	RPI	RPI	RPI
DIV. I ONLY		19- 9	71	7- 3	196		120	99	106	12	11	
DIV. I NON-CONF		6- 3	85	0- 0	252		181	142	143	13	12	
TOTALS	RPI 1-25		RPI 26-50	W-L RECORDS		RPI 51-100			RPI 101-150		RPI 150+	
19- 9	0- 0		0- 3	OVERALL		2- 2			4- 2		13- 2	
13- 2	0- 0		0- 1	HOME		2- 0			2- 0		9- 1	
5- 5	0- 0		0- 2	AWAY		0- 2			2- 0		3- 1	
1- 2	0- 0		0- 0	NEUTRAL		0- 0			0- 2		1- 0	
6- 3	0- 0		0- 1	NON-CONFERENCE		0- 0			0- 1		6- 1	
5- 1	0- 0		0- 0	HOME		0- 0			0- 0		5- 1	
0- 1	0- 0		0- 1	AWAY		0- 0			0- 0		0- 0	
1- 1	0- 0		0- 0	NEUTRAL		0- 0			0- 1		1- 0	
13- 6	0- 0		0- 2	CONFERENCE		2- 2			4- 1		7- 1	
8- 1	0- 0		0- 1	HOME		2- 0			2- 0		4- 0	
5- 4	0- 0		0- 1	AWAY		0- 2			2- 0		3- 1	
0- 1	0- 0		0- 0	NEUTRAL		0- 0			0- 1		0- 0	
RPI S	Opponent	Score	RPI S	Opponent	Score	RPI S	Opponent	Score	RPI S	Opponent	Score	
			34 A	Colorado St.	0 3	75 A	Towson	2 3	110 A	Northeastern	3 1	
			35 A	Hofstra	1 3	75 H	Towson	3 2	110 H	Northeastern	3 1	
			35 H	Hofstra	0 3	91 A	Del aware	2 3	123 A	VCU	3 2	
						91 H	Del aware	3 0	123 H	VCU	3 2	
									123 N	VCU	2 3	
									142 N	Wake Forest	0 3	
									165 H	Canisius	3 0	
									180 A	Georgia St.	3 0	
									180 H	Georgia St.	3 0	
									190 A	William & Mary	0 3	
									190 H	William & Mary	3 1	
									193 N	Fla. Atlantic	3 0	
									206 H	Duquesne	3 0	
									218 A	George Mason	3 0	
									218 H	George Mason	3 0	
									222 H	Liberty	3 1	
									241 H	UNC Asheville	3 0	
									251 H	Rutgers	2 3	
									263 A	UNC Wilmington	3 1	
									263 H	UNC Wilmington	3 0	
									271 H	Radford	3 1	
LAST 10 DIVISION I GAMES												
			123 N	VCU	2 3	123 A	VCU	3 2				
			218 H	George Mason	3 0	180 A	Georgia St.	3 0				
			35 H	Hofstra	0 3	263 A	UNC Wilmington	3 1				
			110 H	Northeastern	3 1	75 H	Towson	3 2				
			190 A	William & Mary	0 3	91 H	Del aware	3 0				

Non-Div. I Games

James Madison

Average RPI Win 167 Loss 54			WON-LOST RECORD		WINNING PCT. RANK		LAST 10 GAMES		OPPONENT OPP. STRENGTH SUCCESS OF SCHEDULE		TEAM RPI	ADJ RPI	CONF. RPI	ADJ CONF. RPI					
DIV. I ONLY			17- 13		124		5- 5		114		61	103	107	5	4				
DIV. I NON-CONF			9- 1		15		0- 0		274		251	100	101	4	4				
TOTALS			RPI 1-25		RPI 26-50		W-L RECORDS		RPI 51-100		RPI 101-150		RPI 150+						
17- 13			0- 5		1- 5		OVERALL		5- 1		1- 0		10- 2						
10- 4			0- 2		1- 2		HOME		3- 0		0- 0		6- 0						
4- 9			0- 3		0- 3		AWAY		2- 1		1- 0		1- 2						
3- 0			0- 0		0- 0		NEUTRAL		0- 0		0- 0		3- 0						
9- 1			0- 1		0- 0		NON-CONFERENCE		0- 0		1- 0		8- 0						
4- 0			0- 0		0- 0		HOME		0- 0		0- 0		4- 0						
2- 1			0- 1		0- 0		AWAY		0- 0		1- 0		1- 0						
3- 0			0- 0		0- 0		NEUTRAL		0- 0		0- 0		3- 0						
8- 12			0- 4		1- 5		CONFERENCE		5- 1		0- 0		2- 2						
6- 4			0- 2		1- 2		HOME		3- 0		0- 0		2- 0						
2- 8			0- 2		0- 3		AWAY		2- 1		0- 0		0- 2						
0- 0			0- 0		0- 0		NEUTRAL		0- 0		0- 0		0- 0						
RPI S	Opponent		Score		RPI S	Opponent		Score		RPI S	Opponent		Score						
10 A	Flori da		0 3		46 A	Arkansas		0 3		59 A	Mi ssi ssi ppi		3 1						
10 H	Flori da		0 3		46 H	Arkansas		3 0		59 H	Mi ssi ssi ppi		3 0						
17 A	LSU		0 3		47 A	Kentucky		0 3		65 A	Al abama		1 3						
17 H	LSU		0 3		47 H	Kentucky		1 3		65 H	Al abama		3 1						
25 A	UNI		0 3		48 A	Tennessee		1 3		84 A	South Carol i na		3 2						
					48 H	Tennessee		1 3		84 H	South Carol i na		3 0						
LAST 10 DIVISION I GAMES																			
46 H Arkansas					3 0					84 H South Carol i na					3 0				
17 H LSU					0 3					47 A Kentucky					0 3				
10 A Fl ori da					0 3					48 A Tennessee					1 3				
154 A Auburn					2 3					65 H Al abama					3 1				
168 H Georgi a					3 1					59 A Mi ssi ssi ppi					3 1				

Non-Div. I Games

Mi ssi ssi ppi St.

Average	RPI	Win 225	WON-LOST	WINNING	LAST 10	OPPONENT	OPP.	STRENGTH	TEAM	ADJ	CONF.	ADJ CONF.										
Average	RPI	Loss109	RECORD	PCT. RANK	GAMES	SUCCESS	OF SCHEDULE	RPI	RPI	RPI	RPI											
DIV. I ONLY			19- 11	86	8- 2	157		236	120	108	23	22										
DIV. I NON-CONF			4- 7	217	0- 0	84		176	173	165	25	24										
<hr/>																						
TOTALS		RPI	1-25		RPI	26-50	W-L RECORDS		RPI	51-100		RPI	101-150	RPI	150+							
19- 11			0- 0		0- 0		OVERALL		1- 5			1- 4		17- 2								
8- 2			0- 0		0- 0		HOME		1- 1			0- 1		7- 0								
9- 5			0- 0		0- 0		AWAY		0- 3			1- 1		8- 1								
2- 4			0- 0		0- 0		NEUTRAL		0- 1			0- 2		2- 1								
4- 7			0- 0		0- 0		NON-CONFERENCE		0- 2			1- 4		3- 1								
0- 1			0- 0		0- 0		HOME		0- 0			0- 1		0- 0								
2- 3			0- 0		0- 0		AWAY		0- 1			1- 1		1- 1								
2- 3			0- 0		0- 0		NEUTRAL		0- 1			0- 2		2- 0								
15- 4			0- 0		0- 0		CONFERENCE		1- 3			0- 0		14- 1								
8- 1			0- 0		0- 0		HOME		1- 1			0- 0		7- 0								
7- 2			0- 0		0- 0		AWAY		0- 2			0- 0		7- 0								
0- 1			0- 0		0- 0		NEUTRAL		0- 0			0- 0		0- 1								
RPI S	Opponent		Score		RPI S	Opponent		Score		RPI S	Opponent		Score		RPI S	Opponent		Score				
							62 N	Winthrop	0	3		102 A	East Tenn. St.	0	3							
							83 A	Clemson	1	3		102 H	East Tenn. St.	2	3							
							88 A	Appalachian St.	2	3		104 N	Utah Valley St.	2	3							
							88 H	Appalachian St.	3	0		119 A	East Caro.	3	1							
							89 A	Col. of Charleston	1	3		125 N	Virginia Tech	1	3							
							89 H	Col. of Charleston	2	3		151 A	Davidson	3	1							
												151 H	Davidson	3	0							
												163 H	UNC Greensboro	3	2							
												163 N	UNC Greensboro	0	3							
												190 N	William & Mary	3	0							
												197 A	Evansville	0	3							
												220 A	UCF	3	1							
												230 A	Ga. Southern	3	0							
												230 H	Ga. Southern	3	1							
												235 A	Elon	3	0							
												235 A	Chattanooga	3	0							
												235 H	Chattanooga	3	0							
												274 A	Western Caro.	3	0							
												274 H	Western Caro.	3	0							
												278 N	Samford	3	0							
												299 A	Wofford	3	0							
												299 H	Wofford	3	0							
												301 A	Citadel	3	0							
												301 H	Citadel	3	0							
<hr/>																						
LAST 10 DIVISION I GAMES																						
							163 N	UNC Greensboro	0	3		235 A	Elon	3	0							
							274 A	Western Caro.	3	0		89 H	Col. of Charleston	2	3							
							235 A	Chattanooga	3	0		301 H	Citadel	3	0							
							151 H	Davidson	3	0		230 A	Ga. Southern	3	0							
							88 H	Appalachian St.	3	0		274 H	Western Caro.	3	0							

Non-Div. I Games

Furman

Average RPI	Win 159	WON-LOST	WINNING	LAST 10	OPPONENT	OPP.	STRENGTH	TEAM	ADJ	CONF.	ADJ	CONF.			
Average RPI	Loss107	RECORD	PCT. RANK	GAMES	SUCCESS	OF	SCHEDULE	RPI	RPI	RPI	RPI	RPI			
DIV. I ONLY		20- 12	90	8- 2	186		76	111	109	8	8				
DIV. I NON-CONF		8- 2	34	0- 0	217		74	83	78	8	7				
<hr/>															
TOTALS		RPI 1-25		RPI 26-50	W-L RECORDS				RPI 51-100		RPI 101-150	RPI 150+			
20- 12		1- 0		1- 2	OVERALL				1- 3		5- 4	12- 3			
13- 5		1- 0		1- 0	HOME				1- 1		2- 3	8- 1			
5- 7		0- 0		0- 2	AWAY				0- 2		3- 1	2- 2			
2- 0		0- 0		0- 0	NEUTRAL				0- 0		0- 0	2- 0			
8- 2		1- 0		0- 1	NON-CONFERENCE				0- 0		0- 1	7- 0			
6- 1		1- 0		0- 0	HOME				0- 0		0- 1	5- 0			
0- 1		0- 0		0- 1	AWAY				0- 0		0- 0	0- 0			
2- 0		0- 0		0- 0	NEUTRAL				0- 0		0- 0	2- 0			
12- 10		0- 0		1- 1	CONFERENCE				1- 3		5- 3	5- 3			
7- 4		0- 0		1- 0	HOME				1- 1		2- 2	3- 1			
5- 6		0- 0		0- 1	AWAY				0- 2		3- 1	2- 2			
0- 0		0- 0		0- 0	NEUTRAL				0- 0		0- 0	0- 0			
RPI S	Opponent	Score		RPI S	Opponent	Score		RPI S	Opponent	Score		RPI S	Opponent	Score	
25 H	UNI	3 2		29 A	Duke	1 3		69 A	Vi rgi ni a	2 3		103 A	Fl ori da St.	3 1	
				29 H	Duke	3 2		69 H	Vi rgi ni a	0 3		103 H	Fl ori da St.	2 3	
				47 A	Kentucky	1 3		83 A	Cl emson	0 3		107 H	Mi ssi ssi ppi St.	1 3	
								83 H	Cl emson	3 2		125 A	Vi rgi ni a Tech	3 0	
												125 H	Vi rgi ni a Tech	1 3	
												139 A	North Carol i na	3 2	
												139 H	North Carol i na	3 0	
												142 A	Wake Forest	0 3	
												142 H	Wake Forest	3 1	
												155 A	Maryl and	2 3	
												155 H	Maryl and	3 2	
												164 N	Vi l l anova	3 1	
												168 H	Georgi a	3 2	
												169 A	Boston Col lege	1 3	
												169 H	Boston Col lege	3 1	
												171 N	Tol edo	3 1	
												173 H	South Fl a.	3 0	
												180 H	Georgi a St.	3 0	
												182 A	Mi ami (Fl a.)	3 2	
												182 H	Mi ami (Fl a.)	1 3	
												226 H	Sam Houston St.	3 0	
												265 A	North Carol i na St.	3 0	
												265 H	North Carol i na St.	3 0	
												269 H	Stetson	3 0	
LAST 10 DIVISION I GAMES															
69 H Vi rgi ni a				0 3				139A North Carol i na				3 2			
125 H Vi rgi ni a Tech				1 3				265A North Carol i na St.				3 0			
155 H Maryl and				3 2				103A Fl ori da St.				3 1			
169 H Boston Col lege				3 1				182A Mi ami (Fl a.)				3 2			
83 H Cl emson				3 2				142H Wake Forest				3 1			

Non-Div. I Games

Georgia Tech

Average RPI	Win 191	WON-LOST	WINNING	LAST 10	OPPONENT	OPP.	STRENGTH	TEAM	ADJ.	CONF.	ADJ.	CONF.
Average RPI	Loss81	RECORD	PCT. RANK	GAMES	SUCCESS	OF	SCHEDULE	RPI	RPI	RPI	RPI	RPI
DIV. I ONLY		15- 12	132	6- 4	137		113	127	110	12	11	
DIV. I NON-CONF		3- 5	210	0- 0	202		119	219	198	13	12	
TOTALS	RPI 1-25		RPI 26-50	W-L RECORDS		RPI 51-100			RPI 101-150		RPI 150+	
15- 12	0- 0		0- 3	OVERALL		2- 5			2- 4		11- 0	
7- 4	0- 0		0- 1	HOME		1- 2			1- 1		5- 0	
7- 4	0- 0		0- 2	AWAY		1- 1			1- 1		5- 0	
1- 4	0- 0		0- 0	NEUTRAL		0- 2			0- 2		1- 0	
3- 5	0- 0		0- 1	NON-CONFERENCE		0- 2			0- 2		3- 0	
1- 1	0- 0		0- 0	HOME		0- 1			0- 0		1- 0	
1- 1	0- 0		0- 1	AWAY		0- 0			0- 0		1- 0	
1- 3	0- 0		0- 0	NEUTRAL		0- 1			0- 2		1- 0	
12- 7	0- 0		0- 2	CONFERENCE		2- 3			2- 2		8- 0	
6- 3	0- 0		0- 1	HOME		1- 1			1- 1		4- 0	
6- 3	0- 0		0- 1	AWAY		1- 1			1- 1		4- 0	
0- 1	0- 0		0- 0	NEUTRAL		0- 1			0- 0		0- 0	
RPI S	Opponent	Score	RPI S	Opponent	Score	RPI S	Opponent	Score	RPI S	Opponent	Score	
			32 A	Ari zona St.	0 3	70 N	Loyol a Marymount	0 3	104 N	Utah Valley St.	2 3	
			35 A	Hofstra	1 3	75 A	Towson	3 0	106 A	James Madi son	1 3	
			35 H	Hofstra	1 3	75 H	Towson	3 1	106 H	James Madi son	1 3	
						91 A	Del aware	2 3	113 N	Pi ttsburgh	0 3	
						91 H	Del aware	1 3	123 A	VCU	3 2	
						91 N	Del aware	0 3	123 H	VCU	3 1	
						96 H	Connecti cut	0 3	180 A	Georgia St.	3 0	
									180 H	Georgia St.	3 0	
									190 A	William & Mary	3 2	
									190 H	William & Mary	3 0	
									218 A	George Mason	3 2	
									218 H	George Mason	3 0	
									244 A	Rhode Isl and	3 1	
									255 N	Akron	3 0	
									262 H	Maine	3 0	
									263 A	UNC Wi lmi ngton	3 1	
									263 H	UNC Wi lmi ngton	3 2	
LAST 10 DIVISION I GAMES												
			91 N	Del aware	0 3	91 A	Del aware	2 3				
			263 H	UNC Wi lmi ngton	3 2	75 A	Towson	3 0				
			180 H	Georgi a St.	3 0	123H	VCU	3 1				
			218 A	George Mason	3 2	190H	William & Mary	3 0				
			106 A	James Madi son	1 3	35 A	Hofstra	1 3				

Non-Di v. I Games

Northeastern

Average RPI Win 215 Average RPI Loss87			WON-LOST RECORD		WINNING PCT. RANK		LAST 10 GAMES		OPPONENT OPP. STRENGTH SUCCESS OF SCHEDULE		TEAM RPI	ADJ RPI	CONF. RPI	ADJ CONF. RPI					
DIV. I ONLY			21- 14		107		6- 4		113		213	115	111	18	19				
DIV. I NON-CONF			9- 7		123		0- 0		85		214	107	112	18	18				

TOTALS		RPI 1-25		RPI 26-50		W-L RECORDS		RPI 51-100		RPI 101-150		RPI 150+							
21- 14		0- 1		0- 3		OVERALL		0- 5		5- 4		16- 1							
9- 3		0- 0		0- 1		HOME		0- 2		3- 0		6- 0							
6- 6		0- 0		0- 2		AWAY		0- 0		1- 3		5- 1							
6- 5		0- 1		0- 0		NEUTRAL		0- 3		1- 1		5- 0							
9- 7		0- 1		0- 2		NON-CONFERENCE		0- 2		2- 1		7- 1							
2- 0		0- 0		0- 0		HOME		0- 0		0- 0		2- 0							
1- 3		0- 0		0- 2		AWAY		0- 0		1- 0		0- 1							
6- 4		0- 1		0- 0		NEUTRAL		0- 2		1- 1		5- 0							
12- 7		0- 0		0- 1		CONFERENCE		0- 3		3- 3		9- 0							
7- 3		0- 0		0- 1		HOME		0- 2		3- 0		4- 0							
5- 3		0- 0		0- 0		AWAY		0- 0		0- 3		5- 0							
0- 1		0- 0		0- 0		NEUTRAL		0- 1		0- 0		0- 0							
RPI S	Opponent		Score		RPI S	Opponent		Score		RPI S	Opponent		Score						
19 N	Utah		0 3		33 H	Middle Tenn.		0 3		60 H	Florida Int'l		2 3						
					41 A	Missouri St.		0 3		60 N	Florida Int'l		3 0						
					43 A	Stephen F. Austin		0 3		68 H	Western Ky.		3 2						
										78 N	Baylor		1 3						
										79 N	Belmont		1 3						
													126 A New Orleans		1 3				
													126 H New Orleans		3 0				
													128 N Tennessee St.		2 3				
													131 N Houston		3 2				
													132 A Denver		2 3				
													132 H Denver		3 2				
													173 N South Fla.		3 1				
													193 H Fla. Atlantic		3 1				
													202 A Ark. -Little Rock		3 1				
													202 H Ark. -Little Rock		3 2				
													233 A Central Ark.		2 3				
													233 H Central Ark.		3 0				
													240 N IUPUI		3 0				
													242 N Mississippi Val.		3 0				
													243 A La. -Lafayette		3 0				
													243 H La. -Lafayette		3 0				
													245 A Troy		3 0				
													247 N Northwestern St.		3 0				
													266 N UMKC		3 1				
													283 A South Ala.		3 0				
													284 A La. -Monroe		3 1				
													284 H La. -Monroe		3 0				
													311 H Alabama St.		3 0				
LAST 10 DIVISION I GAMES																			
60 N Florida Int'l					0 3					132A Denver					2 3				
126 H New Orleans					3 0					112A North Texas					2 3				
284 H La. -Monroe					3 0					202A Ark. -Little Rock					3 1				
243 H La. -Lafayette					3 0					193H Fla. Atlantic					3 1				
202 H Ark. -Little Rock					3 2					60 H Florida Int'l					1 3				

Non-Div. I Games

Arkansas St.

Average RPI	Win 180	WON-LOST	WINNING	LAST 10	OPPONENT	OPP.	STRENGTH	TEAM	ADJ.	CONF.	ADJ.	CONF.
Average RPI	Loss87	RECORD	PCT. RANK	GAMES	SUCCESS	OF	SCHEDULE	RPI	RPI	RPI	RPI	RPI
DIV. I ONLY		22- 9	56	7- 3	249		88	107	113	13	13	
DIV. I NON-CONF		12- 4	54	1- 0	264		103	114	110	11	11	
TOTALS	RPI 1-25		RPI 26-50	W-L RECORDS		RPI 51-100			RPI 101-150		RPI 150+	
22- 9	0- 2		1- 2	OVERALL		5- 2			2- 1		14- 2	
7- 4	0- 2		0- 1	HOME		3- 0			0- 1		4- 0	
9- 3	0- 0		1- 1	AWAY		2- 0			1- 0		5- 2	
6- 2	0- 0		0- 0	NEUTRAL		0- 2			1- 0		5- 0	
12- 4	0- 0		0- 2	NON-CONFERENCE		2- 1			1- 1		9- 0	
3- 2	0- 0		0- 1	HOME		1- 0			0- 1		2- 0	
3- 1	0- 0		0- 1	AWAY		1- 0			0- 0		2- 0	
6- 1	0- 0		0- 0	NEUTRAL		0- 1			1- 0		5- 0	
10- 5	0- 2		1- 0	CONFERENCE		3- 1			1- 0		5- 2	
4- 2	0- 2		0- 0	HOME		2- 0			0- 0		2- 0	
6- 2	0- 0		1- 0	AWAY		1- 0			1- 0		3- 2	
0- 1	0- 0		0- 0	NEUTRAL		0- 1			0- 0		0- 0	
RPI S Opponent	Score	RPI S Opponent	Score	RPI S Opponent	Score	RPI S Opponent	Score	RPI S Opponent	Score			
21 H Louisville	1 3	45 A Northwestern	1 3	58 H Cincinnati	3 2	110 N Northeastern	3 0					
24 H St. John's (N.Y.)	1 3	48 H Tennessee	1 3	59 A Mississippi	3 1	115 H Marshall	0 3					
		49 A Notre Dame	3 1	80 N Arizona	0 3	135 A Seton Hall	3 0					
				86 A Marquette	3 2	152 N Southeast Mo. St.	3 0					
				86 N Marquette	1 3	164 A Villanova	2 3					
				96 H Connecticut	3 1	173 H South Fla.	3 0					
				100 H Long Island	3 1	201 A Robert Morris	3 0					
						202 N Ark. -Little Rock	3 1					
						203 A Syracuse	2 3					
						206 H Duquesne	3 0					
						207 H Georgetown	3 0					
						239 N Eastern Ill.	3 2					
						244 A Rhode Island	3 0					
						251 A Rutgers	3 0					
						255 N Akron	3 1					
						274 N Western Caro.	3 0					
						276 A DePaul	3 0					
						286 A West Virginia	3 0					
						291 H Lehigh	3 0					
LAST 10 DIVISION I GAMES												
		86 N Marquette	1 3	135 A Seton Hall	3 0							
		276 A DePaul	3 0	100 H Long Island	3 1							
		49 A Notre Dame	3 1	203 A Syracuse	2 3							
		21 H Louisville	1 3	86 A Marquette	3 2							
		58 H Cincinnati	3 2	286 A West Virginia	3 0							

Non-Div. I Games

Pittsburgh

Average RPI	W n 196	WON-LOST	WINNING	LAST 10	OPPONENT	OPP.	STRENGTH	TEAM	ADJ	CONF.	ADJ	CONF.
Average RPI	Loss 70	RECORD	PCT. RANK	GAMES	SUCCESS	OF	SCHEDULE	RPI	RPI	RPI	RPI	RPI
DIV. I ONLY		19- 12	97	6- 4	144		108	105	114	11	10	
DIV. I NON-CONF		9- 4	78	0- 0	141		146	89	91	10	9	

TOTALS	RPI 1-25		RPI 26-50		W-L RECORDS		RPI 51-100			RPI 101-150		RPI 150+
19- 12	0- 3		0- 3		OVERALL		0- 3			4- 2		15- 1
9- 4	0- 1		0- 2		HOME		0- 1			3- 0		6- 0
6- 6	0- 1		0- 1		AWAY		0- 1			1- 2		5- 1
4- 2	0- 1		0- 0		NEUTRAL		0- 1			0- 0		4- 0
9- 4	0- 0		0- 1		NON-CONFERENCE		0- 3			1- 0		8- 0
3- 2	0- 0		0- 1		HOME		0- 1			1- 0		2- 0
2- 1	0- 0		0- 0		AWAY		0- 1			0- 0		2- 0
4- 1	0- 0		0- 0		NEUTRAL		0- 1			0- 0		4- 0
10- 8	0- 3		0- 2		CONFERENCE		0- 0			3- 2		7- 1
6- 2	0- 1		0- 1		HOME		0- 0			2- 0		4- 0
4- 5	0- 1		0- 1		AWAY		0- 0			1- 2		3- 1
0- 1	0- 1		0- 0		NEUTRAL		0- 0			0- 0		0- 0
RPI S Opponent	Score		RPI S Opponent	Score		RPI S Opponent	Score		RPI S Opponent	Score		
11 A Hawai i	1 3		31 A New Mexico St.	0 3		53 N UC Santa Barb.	2 3		104 H Utah Valley St.	3 0		
11 H Hawai i	0 3		31 H New Mexico St.	0 3		66 A San Franci sco	2 3		147 A Nevada	1 3		
11 N Hawai i	0 3		39 H Santa Clara	2 3		98 H Cal St.	2 3		147 A Nevada	3 1		
						Northridge			147 H Nevada	3 0		
									150 A Idaho	1 3		
									150 H Idaho	3 0		
									162 N Fordham	3 0		
									166 N UTSA	3 1		
									181 A Boise St.	3 0		
									181 H Boise St.	3 0		
									191 H Harvard	3 0		
									192 A Utah St.	1 3		
									192 H Utah St.	3 2		
									199 N Brown	3 0		
									214 A New Hampshire	3 0		
									223 A Fresno St.	3 2		
									223 H Fresno St.	3 0		
									224 A Northern Ari z.	3 1		
									229 H UC Davis	3 0		
									233 N Central Ark.	3 0		
									275 A Loui si ana Tech	3 0		
									275 H Loui si ana Tech	3 0		

LAST 10 DIVISION I GAMES												
11 N Hawai i	0 3		181 H Boise St.	3 0								
147 A Nevada	3 1		223 H Fresno St.	3 0								
31 A New Mexi co St.	0 3		11 A Hawai i	1 3								
275 A Loui si ana Tech	3 0		223 A Fresno St.	3 2								
150 H Idaho	3 0		31 H New Mexi co St.	0 3								

Non-Di v. I Games

San Jose St.

Average RPI	W n 183	WON-LOST	WINNING	LAST 10	OPPONENT	OPP.	STRENGTH	TEAM	ADJ	CONF.	ADJ	CONF.
Average RPI	Loss 95	RECORD	PCT. RANK	GAMES	SUCCESS	OF	SCHEDULE	RPI	RPI	RPI	RPI	RPI
DIV. I ONLY		20- 12	90	6- 4	150		121	104	115	9	9	
DIV. I NON-CONF		8- 7	143	0- 1	226		134	174	174	12	13	

TOTALS	RPI 1-25		RPI 26-50		W-L RECORDS		RPI 51-100			RPI 101-150		RPI 150+
20- 12	0- 1		0- 2		OVERALL		3- 5			6- 1		11- 3
8- 1	0- 0		0- 0		HOME		2- 1			3- 0		3- 0
6- 8	0- 1		0- 0		AWAY		1- 4			3- 1		2- 2
6- 3	0- 0		0- 2		NEUTRAL		0- 0			0- 0		6- 1
8- 7	0- 1		0- 2		NON-CONFERENCE		0- 2			2- 0		6- 2
1- 0	0- 0		0- 0		HOME		0- 0			1- 0		0- 0
1- 4	0- 1		0- 0		AWAY		0- 2			1- 0		0- 1
6- 3	0- 0		0- 2		NEUTRAL		0- 0			0- 0		6- 1
12- 5	0- 0		0- 0		CONFERENCE		3- 3			4- 1		5- 1
7- 1	0- 0		0- 0		HOME		2- 1			2- 0		3- 0
5- 4	0- 0		0- 0		AWAY		1- 2			2- 1		2- 1
0- 0	0- 0		0- 0		NEUTRAL		0- 0			0- 0		0- 0
RPI S	Opponent	Score	RPI S	Opponent	Score	RPI S	Opponent	Score	RPI S	Opponent	Score	
21 A	Louisville	0 3	33 N	Middle Tenn.	1 3	61 A	Xavier	1 3	113 A	Pittsburgh	3 0	
			48 N	Tennessee	0 3	73 A	Tulsa	1 3	119 A	East Caro.	3 1	
						82 A	Memphis	3 2	119 H	East Caro.	3 0	
						82 H	Memphis	3 1	131 A	Houston	2 3	
						87 A	UAB	2 3	131 H	Houston	3 0	
						87 H	UAB	3 2	144 H	Miami (Ohio)	3 1	
						88 A	Appalachian St.	0 3	145 A	SMU	3 0	
						94 H	Tulane	2 3	155 N	Maryland	1 3	
									156 A	Indiana	0 3	
									177 N	Wis.-Green Bay	3 0	
									184 H	Rice	3 0	
									196 A	Southern Miss.	2 3	
									196 H	Southern Miss.	3 0	
									212 A	UTEP	3 1	
									220 A	UCF	3 0	
									220 H	UCF	3 0	
									258 N	Grambling	3 0	
									271 N	Radford	3 2	
									286 N	West Virginia	3 0	
									291 N	Lehigh	3 0	
									316 N	Chicago St.	3 0	

LAST 10 DIVISION I GAMES												
21 A	Louisville	0 3	196 H	Southern Miss.	3 0							
131 A	Houston	2 3	220 H	UCF	3 0							
119 H	East Caro.	3 0	184 H	Rice	3 0							
87 A	UAB	2 3	131 H	Houston	3 0							
82 A	Memphis	3 2	196 A	Southern Miss.	2 3							

Non-Div. I Games

Marshall

Average RPI	W n 194	WON-LOST	WINNING	LAST 10	OPPONENT	OPP.	STRENGTH	TEAM	ADJ	CONF.	ADJ	CONF.
Average RPI	Loss 98	RECORD	PCT. RANK	GAMES	SUCCESS	OF	SCHEDULE	RPI	RPI	RPI	RPI	RPI
DIV. I ONLY		21- 13	93	5- 5	151		161	113	117	20		18
DIV. I NON-CONF		10- 6	107	0- 0	162		133	111	113	20		20
<hr/>												
TOTALS	RPI 1-25		RPI 26-50		W-L RECORDS		RPI 51-100			RPI 101-150		RPI 150+
21- 13	0- 1		0- 1		OVERALL		1- 5			5- 4		15- 2
9- 3	0- 0		0- 0		HOME		0- 1			2- 2		7- 0
7- 7	0- 0		0- 1		AWAY		0- 3			2- 2		5- 1
5- 3	0- 1		0- 0		NEUTRAL		1- 1			1- 0		3- 1
10- 6	0- 1		0- 1		NON-CONFERENCE		1- 3			0- 0		9- 1
3- 1	0- 0		0- 0		HOME		0- 1			0- 0		3- 0
3- 2	0- 0		0- 1		AWAY		0- 1			0- 0		3- 0
4- 3	0- 1		0- 0		NEUTRAL		1- 1			0- 0		3- 1
11- 7	0- 0		0- 0		CONFERENCE		0- 2			5- 4		6- 1
6- 2	0- 0		0- 0		HOME		0- 0			2- 2		4- 0
4- 5	0- 0		0- 0		AWAY		0- 2			2- 2		2- 1
1- 0	0- 0		0- 0		NEUTRAL		0- 0			1- 0		0- 0
RPI S	Opponent	Score	RPI S	Opponent	Score	RPI S	Opponent	Score	RPI S	Opponent	Score	
8 N	Washi ngton	0 3	47 A	Kentucky	2 3	55 A	Jacksonville St.	0 3	116 A	Eastern Ky.	3 2	
						55 A	Jacksonville St.	0 3	116 H	Eastern Ky.	1 3	
						58 A	Ci nci nnati	1 3	116 N	Eastern Ky.	3 2	
						61 H	Xavi er	1 3	121 A	Murray St.	0 3	
						64 N	Bowling Green	1 3	121 H	Murray St.	3 0	
						87 N	UAB	3 1	128 A	Tennessee St.	0 3	
									128 H	Tennessee St.	2 3	
									136 A	Tennessee Tech	3 2	
									136 H	Tennessee Tech	3 1	
									151 A	Davi dson	3 2	
									152 H	Southeast Mo. St.	3 1	
									168 A	Georgi a	3 2	
									172 N	Portl and	2 3	
									183 A	Tenn. -Martin	3 0	
									183 H	Tenn. -Martin	3 1	
									206 N	Duquesne	3 2	
									225 N	St. Francis (Pa.)	3 0	
									233 H	Central Ark.	3 0	
									239 H	Eastern Ill.	3 1	
									250 A	Youngstown St.	3 1	
									264 A	Austin Peay	1 3	
									264 H	Austin Peay	3 0	
									267 H	Air Force	3 0	
									274 H	Western Caro.	3 0	
									278 A	Samford	3 1	
									289 N	Coastal Caro.	3 0	
<hr/>												
LAST 10 DIVISION I GAMES												
						55 A	Jacksonville St.	0 3	128A	Tennessee St.	0 3	
						116 N	Eastern Ky.	3 2	121H	Murray St.	3 0	
						136 A	Tennessee Tech	3 2	183H	Tenn. -Martin	3 1	
						116 H	Eastern Ky.	1 3	128H	Tennessee St.	2 3	
						264 A	Austin Peay	1 3	264H	Austin Peay	3 0	

Non-Div. I Games

Morehead St.

Average RPI	W n 197	WON-LOST	WINNING	LAST 10	OPPONENT	OPP.	STRENGTH	TEAM	ADJ	CONF.	ADJ	CONF.
Average RPI	Loss88	RECORD	PCT. RANK	GAMES	SUCCESS	OF	SCHEDULE	RPI	RPI	RPI	RPI	RPI
DIV. I ONLY		22- 12	84	5- 5	227		122	125	118	21	21	
DIV. I NON-CONF		20- 10	85	5- 3	220		131	126	133	21	21	

TOTALS	RPI 1-25		RPI 26-50		W-L RECORDS		RPI 51-100			RPI 101-150		RPI 150+
22- 12	0- 2		0- 2		OVERALL		2- 2			4- 5		16- 1
10- 2	0- 0		0- 1		HOME		2- 0			2- 1		6- 0
6- 7	0- 1		0- 1		AWAY		0- 2			1- 2		5- 1
6- 3	0- 1		0- 0		NEUTRAL		0- 0			1- 2		5- 0
20- 10	0- 2		0- 2		NON-CONFERENCE		2- 2			2- 3		16- 1
9- 1	0- 0		0- 1		HOME		2- 0			1- 0		6- 0
5- 6	0- 1		0- 1		AWAY		0- 2			0- 1		5- 1
6- 3	0- 1		0- 0		NEUTRAL		0- 0			1- 2		5- 0
2- 2	0- 0		0- 0		CONFERENCE		0- 0			2- 2		0- 0
1- 1	0- 0		0- 0		HOME		0- 0			1- 1		0- 0
1- 1	0- 0		0- 0		AWAY		0- 0			1- 1		0- 0
0- 0	0- 0		0- 0		NEUTRAL		0- 0			0- 0		0- 0
RPI S	Opponent	Score	RPI S	Opponent	Score	RPI S	Opponent	Score	RPI S	Opponent	Score	
9 A	Wisconsin	0 3	28 A	Iowa St.	1 3	57 H	Creighton	3 1	104 A	Utah Valley St.	0 3	
13 N	Oklahoma	0 3	31 H	New Mexico St.	0 3	90 A	IPFW	0 3	104 H	Utah Valley St.	3 0	
						95 H	Washington St.	3 1	104 N	Utah Valley St.	0 3	
						100 A	Long Island	0 3	122 A	North Dakota St.	3 2	
									122 A	North Dakota St.	1 3	
									122 H	North Dakota St.	3 2	
									122 H	North Dakota St.	0 3	
									123 N	VCU	1 3	
									146 N	Oregon St.	3 2	
									153 N	North Fla.	3 0	
									159 N	Valparaiso	3 0	
									160 H	Gonzaga	3 2	
									201 N	Robert Morris	3 0	
									204 A	Weber St.	1 3	
									204 H	Weber St.	3 0	
									205 A	Montana	3 0	
									234 A	Drake	3 0	
									234 H	Drake	3 0	
									238 A	Montana St.	3 1	
									248 H	Lamar	3 0	
									253 A	Tex. -Pan American	3 0	
									253 A	Tex. -Pan American	3 0	
									253 H	Tex. -Pan American	3 0	
									266 H	UMKC	3 1	
									304 N	Providence	3 0	
									313 N	Sacred Heart	3 0	

LAST 10 DIVISION I GAMES												
122 A	North Dakota St.	1 3	205 A	Montana	3 0							
104 N	Utah Valley St.	0 3	204 A	Weber St.	1 3							
304 N	Providence	3 0	104 A	Utah Valley St.	0 3							
122 H	North Dakota St.	0 3	253 H	Tex. -Pan American	3 0							
238 A	Montana St.	3 1	234 H	Drake	3 0							

Non-Div. I Games

South Dakota St.

Average RPI	W n 186	WON-LOST	WINNING	LAST 10	OPPONENT	OPP.	STRENGTH	TEAM	ADJ	CONF.	ADJ	CONF.
Average RPI	Loss125	RECORD	PCT. RANK	GAMES	SUCCESS	OF	SCHEDULE	RPI	RPI	RPI	RPI	RPI
DIV. I ONLY		19- 12	97	7- 3	143		175	112	119	9	9	
DIV. I NON-CONF		9- 5	101	0- 0	164		223	118	114	12	13	
TOTALS	RPI 1-25		RPI 26-50		W-L RECORDS		RPI 51-100			RPI 101-150		RPI 150+
19- 12	0- 0		0- 0		OVERALL		3- 4			2- 5		14- 3
12- 4	0- 0		0- 0		HOME		2- 0			1- 3		9- 1
4- 6	0- 0		0- 0		AWAY		1- 4			1- 2		2- 0
3- 2	0- 0		0- 0		NEUTRAL		0- 0			0- 0		3- 2
9- 5	0- 0		0- 0		NON-CONFERENCE		0- 1			0- 3		9- 1
6- 2	0- 0		0- 0		HOME		0- 0			0- 2		6- 0
0- 2	0- 0		0- 0		AWAY		0- 1			0- 1		0- 0
3- 1	0- 0		0- 0		NEUTRAL		0- 0			0- 0		3- 1
10- 7	0- 0		0- 0		CONFERENCE		3- 3			2- 2		5- 2
6- 2	0- 0		0- 0		HOME		2- 0			1- 1		3- 1
4- 4	0- 0		0- 0		AWAY		1- 3			1- 1		2- 0
0- 1	0- 0		0- 0		NEUTRAL		0- 0			0- 0		0- 1
RPI S	Opponent	Score	RPI S	Opponent	Score	RPI S	Opponent	Score	RPI S	Opponent	Score	
						69 A	Virginia	1 3	108 H	Furman	1 3	
						73 A	Tul sa	0 3	115 A	Marshall	0 3	
						82 A	Memphi s	3 1	115 H	Marshall	1 3	
						82 H	Memphi s	3 1	125 H	Virginia Tech	1 3	
						87 A	UAB	1 3	131 H	Houston	3 1	
						87 H	UAB	3 1	137 A	Charlotte	1 3	
						94 A	Tul ane	0 3	145 A	SMU	3 1	
									153 N	North Fla.	0 3	
									175 N	Penn	3 0	
									177 H	Wis.-Green Bay	3 0	
									184 H	Ri ce	3 2	
									190 H	William & Mary	3 1	
									195 N	Wright St.	3 2	
									196 A	Southern Mi ss.	3 2	
									196 H	Southern Mi ss.	3 0	
									207 N	Georgetown	3 1	
									212 H	UTEP	0 3	
									212 N	UTEP	2 3	
									220 A	UCF	3 0	
									220 H	UCF	3 0	
									252 H	N. C. A&T	3 0	
									258 H	Grambling	3 0	
									263 H	UNC Wi lmi ngton	3 0	
									281 H	Campbel l	3 0	
LAST 10 DIVISION I GAMES												
						212 N	UTEP	2 3	196 H	Southern Mi ss.	3 0	
						115 A	Marshall	0 3	131 H	Houston	3 1	
						82 A	Memphi s	3 1	184 H	Ri ce	3 2	
						87 A	UAB	1 3	220 A	UCF	3 0	
						220 H	UCF	3 0	196 A	Southern Mi ss.	3 2	














Non-Di v. I Games

East Caro.

Average RPI	W n 201	WON-LOST	WINNING	LAST 10	OPPONENT	OPP.	STRENGTH	TEAM	ADJ	CONF.	ADJ	CONF.		
Average RPI	Loss101	RECORD	PCT. RANK	GAMES	SUCCESS	OF	SCHEDULE	RPI	RPI	RPI	RPI	CONF. RPI		
DIV. I ONLY		19- 13	109	6- 4	91		179	101	120	25	25			
DIV. I NON-CONF		7- 11	207	0- 4	32		76	105	115	22	22			
<hr/>														
TOTALS		RPI 1-25		RPI 26-50	W-L RECORDS			RPI 51-100		RPI 101-150	RPI 150+			
19- 13		0- 3		0- 3	OVERALL			2- 2		3- 0	14- 5			
11- 1		0- 0		0- 1	HOME			0- 0		2- 0	9- 0			
5- 7		0- 2		0- 2	AWAY			1- 1		0- 0	4- 2			
3- 5		0- 1		0- 0	NEUTRAL			1- 1		1- 0	1- 3			
7- 11		0- 3		0- 3	NON-CONFERENCE			2- 2		3- 0	2- 3			
3- 1		0- 0		0- 1	HOME			0- 0		2- 0	1- 0			
1- 5		0- 2		0- 2	AWAY			1- 1		0- 0	0- 0			
3- 5		0- 1		0- 0	NEUTRAL			1- 1		1- 0	1- 3			
12- 2		0- 0		0- 0	CONFERENCE			0- 0		0- 0	12- 2			
8- 0		0- 0		0- 0	HOME			0- 0		0- 0	8- 0			
4- 2		0- 0		0- 0	AWAY			0- 0		0- 0	4- 2			
0- 0		0- 0		0- 0	NEUTRAL			0- 0		0- 0	0- 0			
RPI S	Opponent	Score		RPI S	Opponent	Score		RPI S	Opponent	Score		RPI S	Opponent	Score
14 A	Purdue	0	3	27 A	Long Beach St.	0	3	53 N	UC Santa Barb.	1	3	135 N	Seton Hall	3 1
24 A	St. John's (N.Y.)	1	3	33 H	Middle Tenn.	0	3	67 A	Yale	3	2	138 H	Temple	3 2
25 N	UNI	1	3	35 A	Hofstra	1	3	76 N	Fairfield	3	0	148 H	Siena	3 1
								100 A	Long Island	2	3	155 N	Maryland	0 3
												188 N	Central Conn. St.	1 3
												203 H	Syracuse	3 1
												208 A	UMBC	3 0
												208 H	UMBC	3 2
												208 H	UMBC	3 2
												211 A	Binghamton	0 3
												211 H	Binghamton	3 0
												214 A	New Hampshire	2 3
												214 H	New Hampshire	3 2
												216 A	Stony Brook	3 0
												216 H	Stony Brook	3 2
												216 H	Stony Brook	3 1
												228 N	Bradley	1 3
												244 N	Rhode Island	3 0
												262 A	Maine	3 1
												262 H	Maine	3 1
												298 A	Hartford	3 0
												298 H	Hartford	3 0
LAST 10 DIVISION I GAMES														
24 A	St. John's (N.Y.)	1	3	100A	Long Island	2	3							
27 A	Long Beach St.	0	3	216A	Stony Brook	3	0							
53 N	UC Santa Barb.	1	3	298A	Hartford	3	0							
208 H	UMBC	3	2	262H	Maine	3	1							
216 H	Stony Brook	3	1	211H	Binghamton	3	0							

Non-Div. I Games

Albany (N. Y.)

Average RPI	Win 214	WON-LOST	WINNING	LAST 10	OPPONENT	OPP.	STRENGTH	TEAM	ADJ	CONF.	ADJ	CONF.
Average RPI	Loss117	RECORD	PCT. RANK	GAMES	SUCCESS	OF	SCHEDULE	RPI	RPI	RPI	RPI	RPI
DIV. I ONLY		19- 8	60	5- 5	259		204	131	121	20		18
DIV. I NON-CONF		8- 2	34	0- 0	275		239	129	129	20		20
<hr/>												
TOTALS	RPI 1-25		RPI 26-50		W-L RECORDS		RPI 51-100			RPI 101-150		RPI 150+
19- 8	0- 0		0- 0		OVERALL		1- 2			2- 4		16- 2
7- 1	0- 0		0- 0		HOME		0- 1			2- 0		5- 0
5- 6	0- 0		0- 0		AWAY		0- 1			0- 4		5- 1
7- 1	0- 0		0- 0		NEUTRAL		1- 0			0- 0		6- 1
8- 2	0- 0		0- 0		NON-CONFERENCE		1- 1			0- 0		7- 1
0- 0	0- 0		0- 0		HOME		0- 0			0- 0		0- 0
1- 2	0- 0		0- 0		AWAY		0- 1			0- 0		1- 1
7- 0	0- 0		0- 0		NEUTRAL		1- 0			0- 0		6- 0
11- 6	0- 0		0- 0		CONFERENCE		0- 1			2- 4		9- 1
7- 1	0- 0		0- 0		HOME		0- 1			2- 0		5- 0
4- 4	0- 0		0- 0		AWAY		0- 0			0- 4		4- 0
0- 1	0- 0		0- 0		NEUTRAL		0- 0			0- 0		0- 1
RPI S	Opponent	Score	RPI S	Opponent	Score	RPI S	Opponent	Score	RPI S	Opponent	Score	
						55 H	Jacksonville St.	0 	116 A	Eastern Ky.	1 	
						82 A	Memphis	0 	116 H	Eastern Ky.	3 1	
						88 N	Appalachian St.	3 2	117 A	Morehead St.	0 	
									117 H	Morehead St.	3 0	
									128 A	Tennessee St.	1 	
									136 A	Tennessee Tech	1 	
									152 A	Southeast Mo. St.	3 1	
									152 H	Southeast Mo. St.	3 2	
									152 N	Southeast Mo. St.	2 	
									153 A	North Fla.	1 	
									183 A	Tenn. -Martin	3 1	
									183 H	Tenn. -Martin	3 2	
									215 N	Idaho St.	3 1	
									221 A	Kent St.	3 2	
									233 N	Central Ark.	3 0	
									239 A	Eastern Ill.	3 1	
									239 H	Eastern Ill.	3 0	
									256 N	Alabama A&M	3 0	
									264 A	Austin Peay	3 2	
									264 H	Austin Peay	3 2	
									265 N	North Carolina St.	3 0	
									276 N	DePaul	3 0	
									278 H	Samford	3 0	
									316 N	Chicago St.	3 1	
<hr/>												
LAST 10 DIVISION I GAMES												
						152 N	Southeast Mo. St.	2 	117 A	Morehead St.	0 	
						264 H	Austin Peay	3 2	116 A	Eastern Ky.	1 	
						183 H	Tenn. -Martin	3 2	136 A	Tennessee Tech	1 	
						55 H	Jacksonville St.	0 	183 A	Tenn. -Martin	3 1	
						278 H	Samford	3 0	239 H	Eastern Ill.	3 0	

Non-Div. I Games

Murray St.

Average RPI	W n 190	WON-LOST	WINNING	LAST 10	OPPONENT	OPP.	STRENGTH	TEAM	ADJ	CONF.	ADJ	CONF.
Average RPI	Loss80	RECORD	PCT. RANK	GAMES	SUCCESS	OF	SCHEDULE	RPI	RPI	RPI	RPI	RPI
DIV. I ONLY		16- 18	165	4- 6	67		134	130	123	12	11	
DIV. I NON-CONF		6- 7	177	0- 3	68		166	132	121	13	12	
<hr/>												
TOTALS	RPI 1-25		RPI 26-50		W-L RECORDS		RPI 51-100			RPI 101-150		RPI 150+
16- 18	0- 1		0- 6		OVERALL		3- 4			2- 6		11- 1
6- 4	0- 0		0- 1		HOME		1- 1			0- 2		5- 0
3- 11	0- 0		0- 5		AWAY		0- 3			0- 2		3- 1
7- 3	0- 1		0- 0		NEUTRAL		2- 0			2- 2		3- 0
6- 7	0- 1		0- 3		NON-CONFERENCE		1- 1			1- 2		4- 0
1- 0	0- 0		0- 0		HOME		0- 0			0- 0		1- 0
0- 4	0- 0		0- 3		AWAY		0- 1			0- 0		0- 0
5- 3	0- 1		0- 0		NEUTRAL		1- 0			1- 2		3- 0
10- 11	0- 0		0- 3		CONFERENCE		2- 3			1- 4		7- 1
5- 4	0- 0		0- 1		HOME		1- 1			0- 2		4- 0
3- 7	0- 0		0- 2		AWAY		0- 2			0- 2		3- 1
2- 0	0- 0		0- 0		NEUTRAL		1- 0			1- 0		0- 0
RPI S	Opponent	Score	RPI S	Opponent	Score	RPI S	Opponent	Score	RPI S	Opponent	Score	
3 N	Stanford	0 3	27 A	Long Beach St.	0 3	75 A	Towson	1 3	106 A	James Madi son	2 3	
			29 A	Duke	0 3	75 H	Towson	2 3	106 H	James Madi son	2 3	
			35 A	Hofstra	1 3	75 N	Towson	3 1	106 N	James Madi son	3 2	
			35 A	Hofstra	0 3	86 N	Marquette	3 1	110 A	Northeastern	1 3	
			35 H	Hofstra	1 3	91 A	Del aware	1 3	110 H	Northeastern	2 3	
			37 A	Brigham Young	0 3	91 H	Del aware	3 2	118 N	South Dakota St.	3 1	
						100 A	Long Island	1 3	124 N	UC Irvine	1 3	
									130 N	Western Mi ch.	0 3	
									180 A	Georgia St.	3 0	
									180 H	Georgia St.	3 1	
									190 A	William & Mary	3 1	
									190 H	William & Mary	3 1	
									218 A	George Mason	1 3	
									218 H	George Mason	3 0	
									219 N	Gardner-Webb	3 0	
									231 N	A&M-Corpus Christi	3 0	
									263 A	UNC Wilmi ngton	3 1	
									263 H	UNC Wilmi ngton	3 0	
									313 N	Sacred Heart	3 0	
									315 H	Hampton	3 0	
<hr/>												
LAST 10 DIVISION I GAMES												
124 N	UC Irvine	1 3	75 N	Towson	3 1							
130 N	Western Mi ch.	0 3	91 A	Del aware	1 3							
27 A	Long Beach St.	0 3	75 A	Towson	1 3							
35 A	Hofstra	0 3	190A	William & Mary	3 1							
106 N	James Madi son	3 2	218H	George Mason	3 0							

Non-Di v. I Games

VCU

Average RPI Win 160			WON-LOST		WINNING		LAST 10		OPPONENT OPP.		STRENGTH		TEAM		ADJ		CONF.		ADJ CONF.	
Average RPI Loss 62			RECORD		PCT. RANK		GAMES		SUCCESS		OF SCHEDULE		RPI		RPI		RPI		RPI	
DIV. I ONLY			13- 16		177		7- 3		97		58		141		124		7		7	
DIV. I NON-CONF			6- 9		201		1- 0		111		28		154		139		7		6	
TOTALS			RPI 1-25		RPI 26-50		W-L RECORDS		RPI 51-100				RPI 101-150		RPI 150+					
13- 16			1- 2		0- 6		OVERALL		2- 6				4- 1		6- 1					
4- 7			0- 2		0- 3		HOME		1- 1				1- 0		2- 1					
5- 6			1- 0		0- 2		AWAY		1- 3				0- 1		3- 0					
4- 3			0- 0		0- 1		NEUTRAL		0- 2				3- 0		1- 0					
6- 9			0- 1		0- 4		NON-CONFERENCE		0- 4				3- 0		3- 0					
1- 3			0- 1		0- 2		HOME		0- 0				0- 0		1- 0					
1- 3			0- 0		0- 1		AWAY		0- 2				0- 0		1- 0					
4- 3			0- 0		0- 1		NEUTRAL		0- 2				3- 0		1- 0					
7- 7			1- 1		0- 2		CONFERENCE		2- 2				1- 1		3- 1					
3- 4			0- 1		0- 1		HOME		1- 1				1- 0		1- 1					
4- 3			1- 0		0- 1		AWAY		1- 1				0- 1		2- 0					
0- 0			0- 0		0- 0		NEUTRAL		0- 0				0- 0		0- 0					
RPI S	Opponent		Score		RPI S	Opponent		Score		RPI S	Opponent		Score		RPI S	Opponent		Score		
12 H	San Di ego		2	3	26 H	Mi chi gan		0	3	53 A	UC Santa Barb.		3	2	123 N	VCU		3	1	
18 A	Cal Poly		3	2	27 A	Long Beach St.		1	3	53 H	UC Santa Barb.		2	3	145 N	SMU		3	2	
18 H	Cal Poly		1	3	27 H	Long Beach St.		0	3	70 A	Loyol a Marymount		1	3	147 N	Nevada		3	1	
					28 H	Iowa St.		0	3	70 A	Loyol a Marymount		1	3	149 A	Cal St. Fullerton		0	3	
					39 N	Santa Clara		0	3	72 N	St. Mary's (Cal.)		1	3	149 H	Cal St. Fullerton		3	0	
					42 A	Oregon		0	3	74 N	Portland St.		0	3	185 A	Paci fic		3	2	
										98 A	Cal St.		0	3	185 H	Paci fic		1	3	
											Northridge				207 N	Georgetown		3	2	
										98 H	Cal St.		3	1	229 A	UC Davi s		3	2	
											Northridge				229 H	UC Davi s		3	1	
															246 A	UC Ri versi de		3	1	
															246 H	UC Ri versi de		3	0	
LAST 10 DIVISION I GAMES																				
123 N	VCU		3	1	27 H	Long Beach St.		0	3	98 H	Cal St. Northridge		3	1						
98 A	Cal St. Northridge		0	3	18 A	Cal Poly		3	2	53 A	UC Santa Barb.		3	2						
185 A	Paci fic		3	2																
246 H	UC Ri versi de		3	0																
149 H	Cal St. Fullerton		3	0	149A	Cal St. Fullerton		0	3											

Non-Di v. I Games

UC Irvine

Average RPI	Win 151	WON-LOST	WINNING	LAST 10	OPPONENT	OPP.	STRENGTH	TEAM	ADJ.	CONF.	ADJ.	CONF.
Average RPI	Loss 99	RECORD	PCT. RANK	GAMES	SUCCESS	OF	SCHEDULE	RPI	RPI	RPI	RPI	RPI
DIV. I ONLY		17- 14	134	5- 5	107		81	117	125	8	8	
DIV. I NON-CONF		6- 3	85	0- 0	76		63	64	67	8	7	
TOTALS	RPI 1-25		RPI 26-50	W-L RECORDS		RPI 51-100			RPI 101-150		RPI 150+	
17- 14	0- 1		0- 3	OVERALL		3- 2			7- 4		7- 4	
10- 4	0- 0		0- 1	HOME		3- 0			3- 2		4- 1	
5- 8	0- 0		0- 1	AWAY		0- 2			3- 2		2- 3	
2- 2	0- 1		0- 1	NEUTRAL		0- 0			1- 0		1- 0	
6- 3	0- 1		0- 1	NON-CONFERENCE		1- 0			3- 0		2- 1	
3- 0	0- 0		0- 0	HOME		1- 0			1- 0		1- 0	
1- 1	0- 0		0- 0	AWAY		0- 0			1- 0		0- 1	
2- 2	0- 1		0- 1	NEUTRAL		0- 0			1- 0		1- 0	
11- 11	0- 0		0- 2	CONFERENCE		2- 2			4- 4		5- 3	
7- 4	0- 0		0- 1	HOME		2- 0			2- 2		3- 1	
4- 7	0- 0		0- 1	AWAY		0- 2			2- 2		2- 2	
0- 0	0- 0		0- 0	NEUTRAL		0- 0			0- 0		0- 0	
RPI S Opponent Score	RPI S Opponent Score			RPI S Opponent Score	RPI S Opponent Score			RPI S Opponent Score	RPI S Opponent Score			
14 N Purdue 1 3	29 A Duke 0 3			69 A Virginia 1 3	103 A Florida St. 0 3			103 H Florida St. 1 3				
	29 H Duke 0 3			69 H Virginia 3 0	108 N Furman 3 1			109 A Georgia Tech 3 1				
	32 N Arizona St. 0 3			83 A Clemson 2 3	109 H Georgia Tech 0 3			119 A East Caro. 3 1				
				83 H Clemson 3 1	139 A North Carolina 3 1			139 H North Carolina 3 0				
				88 H Appalachian St. 3 2	142 A Wake Forest 2 3			142 H Wake Forest 3 2				
					143 H George Washington 3 0			154 A Auburn 2 3				
					155 A Maryland 3 1			155 H Maryland 3 2				
					169 A Boston College 2 3			169 H Boston College 2 3				
					182 A Miami (Fla.) 0 3			182 H Miami (Fla.) 3 1				
					190 N William & Mary 3 0			222 H Liberty 3 1				
					265 A North Carolina St. 3 0			265 H North Carolina St. 3 0				
				LAST 10 DIVISION I GAMES								
				109 A Georgia Tech 3 1	182A Miami (Fla.) 0 3							
				83 A Clemson 2 3	155H Maryland 3 2							
				142 H Wake Forest 3 2	169H Boston College 2 3							
				29 H Duke 0 3	265A North Carolina St. 3 0							
				103 A Florida St. 0 3	139A North Carolina 3 1							

Non-Div. I Games

Virginia Tech

Average RPI	Win 227 Average Loss100	WON-LOST RECORD	WINNING PCT.	RANK	LAST 10 GAMES	OPPONENT SUCCESS	OPP. OF SCHEDULE	TEAM STRENGTH RPI	ADJ RPI	CONF. RPI	ADJ CONF. RPI
DIV. I ONLY		23- 10		62	6- 4	238	231	126	126	18	19
DIV. I NON-CONF		11- 3		39	0- 0	263	269	124	126	18	18
TOTALS	RPI 1-25			RPI 26-50	W-L RECORDS		RPI 51-100		RPI 101-150	RPI 150+	
23- 10	0- 0			0- 1	OVERALL		0- 4		4- 4	19- 1	
11- 1	0- 0			0- 0	HOME		0- 1		3- 0	8- 0	
6- 9	0- 0			0- 1	AWAY		0- 3		1- 4	5- 1	
6- 0	0- 0			0- 0	NEUTRAL		0- 0		0- 0	6- 0	
11- 3	0- 0			0- 0	NON-CONFERENCE		0- 2		0- 1	11- 0	
3- 1	0- 0			0- 0	HOME		0- 1		0- 0	3- 0	
2- 2	0- 0			0- 0	AWAY		0- 1		0- 1	2- 0	
6- 0	0- 0			0- 0	NEUTRAL		0- 0		0- 0	6- 0	
12- 7	0- 0			0- 1	CONFERENCE		0- 2		4- 3	8- 1	
8- 0	0- 0			0- 0	HOME		0- 0		3- 0	5- 0	
4- 7	0- 0			0- 1	AWAY		0- 2		1- 3	3- 1	
0- 0	0- 0			0- 0	NEUTRAL		0- 0		0- 0	0- 0	
RPI S Opponent Score				RPI S Opponent Score			RPI S Opponent Score				
				33 A Middle Tenn.	0 3		60 A Florida Int'l	1 3	111 A Arkansas St.	0 3	
							68 A Western Ky.	1 3	111 H Arkansas St.	3 1	
							87 H UAB	1 3	112 A North Texas	0 3	
							94 A Tulane	2 3	112 A North Texas	0 3	
									112 H North Texas	3 0	
									132 A Denver	3 2	
									132 H Denver	3 2	
									133 A Wyoming	2 3	
									193 A Fla. Atlantic	2 3	
									194 N McNeese St.	3 0	
									196 A Southern Miss.	3 1	
									198 N Southern Ill.	3 2	
									202 A Ark.-Little Rock	3 1	
									202 H Ark.-Little Rock	3 0	
									235 N Elon	3 0	
									243 A La.-Lafayette	3 2	
									243 H La.-Lafayette	3 2	
									245 H Troy	3 0	
									247 H Northwestern St.	3 0	
									248 N Lamar	3 1	
									254 N Birmingham-So.	3 0	
									269 A Stetson	3 1	
									283 H South Ala.	3 0	
									284 A La.-Monroe	3 0	
									284 H La.-Monroe	3 0	
									292 H Centenary (La.)	3 0	
									295 N Delaware St.	3 0	
									317 H Alcorn St.	3 0	
				LAST 10 DIVISION I GAMES							
				112 A North Texas	0 3		112H North Texas	3 0			
				111 A Arkansas St.	0 3		284A La.-Monroe	3 0			
				202 A Ark.-Little Rock	3 1		243H La.-Lafayette	3 2			
				284 H La.-Monroe	3 0		33 A Middle Tenn.	0 3			
				132 H Denver	3 2		68 A Western Ky.	1 3			

Non-Div. I Games

New Orleans

Average RPI Win 197 Average RPI Loss64			WON-LOST RECORD		WINNING PCT. RANK		LAST 10 GAMES		OPPONENT OPP. SUCCESS OF SCHEDULE		TEAM RPI		ADJ RPI		CONF. RPI		ADJ CONF. RPI		
DIV. I ONLY			17- 15		143		1- 9		131		93		132		127		6		
DIV. I NON-CONF			12- 3		34		0- 1		177		182		71		72		6		
TOTALS			RPI 1-25		RPI 26-50		W-L RECORDS		RPI 51-100				RPI 101-150		RPI 150+				
17- 15			0- 3		0- 5		OVERALL		2- 3				3- 3		12- 1				
12- 5			0- 1		0- 2		HOME		1- 2				2- 0		9- 0				
3- 9			0- 2		0- 2		AWAY		0- 1				1- 3		2- 1				
2- 1			0- 0		0- 1		NEUTRAL		1- 0				0- 0		1- 0				
12- 3			0- 1		0- 0		NON-CONFERENCE		2- 1				1- 1		9- 0				
8- 1			0- 0		0- 0		HOME		1- 1				0- 0		7- 0				
2- 2			0- 1		0- 0		AWAY		0- 0				1- 1		1- 0				
2- 0			0- 0		0- 0		NEUTRAL		1- 0				0- 0		1- 0				
5- 12			0- 2		0- 5		CONFERENCE		0- 2				2- 2		3- 1				
4- 4			0- 1		0- 2		HOME		0- 1				2- 0		2- 0				
1- 7			0- 1		0- 2		AWAY		0- 1				0- 2		1- 1				
0- 1			0- 0		0- 1		NEUTRAL		0- 0				0- 0		0- 0				
RPI S	Opponent		Score		RPI S	Opponent		Score		RPI S	Opponent		Score		RPI S	Opponent		Score	
13 A	Oklahoma		0	3	34 A	Colorado St.		0	3	59 H	Mississippi		2	3	105 A	Texas-Arlington		2	3
19 A	Utah		0	3	34 H	Colorado St.		1	3	63 A	UNLV		1	3	112 A	North Texas		3	2
19 H	Utah		1	3	34 N	Colorado St.		1	3	63 H	UNLV		0	3	129 A	San Diego St.		1	3
					37 A	Brigham Young		2	3	84 H	South Carolina		3	2	129 H	San Diego St.		3	0
					37 H	Brigham Young		0	3	87 N	UAB		3	1	133 A	Wyoming		0	3
															133 H	Wyoming		3	2
															151 H	Davidson		3	2
															176 A	New Mexico		0	3
															176 H	New Mexico		3	0
															178 H	Texas St.		3	0
															181 H	Boise St.		3	1
															231 H	A&M-Corpus Christi		3	1
															235 A	Elon		3	0
															253 H	Tex.-Pan American		3	0
															267 A	Air Force		3	0
															267 H	Air Force		3	0
															280 N	Navy		3	1
															292 H	Centenary (La.)		3	0
															293 H	Loyola (Md.)		3	0
LAST 10 DIVISION I GAMES																			
					34 N	Colorado St.		1	3	13 A	Oklahoma		0	3					
					133 A	Wyoming		0	3	129A	San Diego St.		1	3					
					176 A	New Mexico		0	3	63 A	UNLV		1	3					
					37 H	Brigham Young		0	3	267H	Air Force		3	0					
					19 H	Utah		1	3	34 H	Colorado St.		1	3					

Non-Div. I Games

TCU

[illegible]

Non-Div. I Games

Tennessee St.

Average RPI Win 158 Average RPI Loss 73			WON-LOST RECORD		WINNING PCT. RANK		LAST 10 GAMES		OPPONENT OPP. STRENGTH SUCCESS OF SCHEDULE		TEAM RPI		ADJ. RPI		CONF. RPI		ADJ CONF. RPI		
DIV. I ONLY			12- 18		207		4- 6		61		140		129		6		6		
DIV. I NON-CONF			6- 6		155		0- 0		88		113		104		6		8		
TOTALS			RPI 1-25		RPI 26-50		W-L RECORDS		RPI 51-100		RPI 101-150		RPI 150+						
12- 18			0- 3		3- 6		OVERALL		0- 4		2- 4		7- 1						
5- 7			0- 2		1- 2		HOME		0- 3		2- 0		2- 0						
2- 10			0- 1		0- 3		AWAY		0- 1		0- 4		2- 1						
5- 1			0- 0		2- 1		NEUTRAL		0- 0		0- 0		3- 0						
6- 6			0- 1		2- 1		NON-CONFERENCE		0- 2		0- 2		4- 0						
1- 3			0- 1		1- 0		HOME		0- 2		0- 0		0- 0						
1- 3			0- 0		0- 1		AWAY		0- 0		0- 2		1- 0						
4- 0			0- 0		1- 0		NEUTRAL		0- 0		0- 0		3- 0						
6- 12			0- 2		1- 5		CONFERENCE		0- 2		2- 2		3- 1						
4- 4			0- 1		0- 2		HOME		0- 1		2- 0		2- 0						
1- 7			0- 1		0- 2		AWAY		0- 1		0- 2		1- 1						
1- 1			0- 0		1- 1		NEUTRAL		0- 0		0- 0		0- 0						
RPI S	Opponent		Score		RPI S	Opponent		Score		RPI S	Opponent		Score		RPI S	Opponent		Score	
12 H	San Di ego		1	3	34 A	Col orado St.		1	3	63 A	UNLV		2	3	127 A	TCU		0	3
19 A	Utah		0	3	34 H	Col orado St.		2	3	63 H	UNLV		0	3	127 H	TCU		3	1
19 H	Utah		0	3	34 N	Col orado St.		0	3	89 H	Col . of Charleston		1	3	133 A	Wyomi ng		1	3
					35 H	Hofstra		3	0	98 H	Cal St. Northri dge		1	3	133 H	Wyomi ng		3	1
					37 A	Bri gham Young		0	3					146 A	Oregon St.		1	3	
					37 H	Bri gham Young		1	3					149 A	Cal St. Full erton		1	3	
					37 N	Bri gham Young		3	2					175 N	Penn		3	0	
					42 A	Oregon		2	3					176 A	New Mexi co		0	3	
					47 N	Kentucky		3	2					176 H	New Mexi co		3	0	
														203 A	Syracuse		3	0	
														213 N	Li pscomb		3	0	
														214 N	New Hampshi re		3	0	
														267 A	Ai r Force		3	0	
														267 H	Ai r Force		3	0	
LAST 10 DIVISION I GAMES																			
					34 N	Col orado St.		0	3	133A	Wyomi ng		1	3					
					37 N	Bri gham Young		3	2	127H	TCU		3	1					
					63 H	UNLV		0	3	176H	New Mexi co		3	0					
					267 H	Ai r Force		3	0	37 A	Bri gham Young		0	3					
					34 H	Col orado St.		2	3	19 A	Utah		0	3					

Non-Div. I Games

San Diego St.

Average RPI	W n 181	WON-LOST	WINNING	LAST 10	OPPONENT	OPP.	STRENGTH	TEAM	ADJ	CONF.	ADJ	CONF.					
Average RPI	Loss 99	RECORD	PCT. RANK	GAMES	SUCCESS	OF	SCHEDULE	RPI	RPI	RPI	RPI	CONF. RPI					
DIV. I ONLY		21- 15	117	7- 3	135		115	116	130	15		15					
DIV. I NON-CONF		11- 6	96	1- 2	114		125	91	87	15		14					
<hr/>																	
TOTALS		RPI 1-25		RPI 26-50	W-L RECORDS				RPI 51-100		RPI 101-150	RPI 150+					
21- 15		0- 4		1- 1	OVERALL				3- 3		3- 2	14- 5					
9- 4		0- 0		1- 0	HOME				0- 1		0- 1	8- 2					
7- 7		0- 2		0- 1	AWAY				3- 1		0- 0	4- 3					
5- 4		0- 2		0- 0	NEUTRAL				0- 1		3- 1	2- 0					
11- 6		0- 2		1- 1	NON-CONFERENCE				1- 2		2- 1	7- 0					
4- 0		0- 0		1- 0	HOME				0- 0		0- 0	3- 0					
3- 3		0- 1		0- 1	AWAY				1- 1		0- 0	2- 0					
4- 3		0- 1		0- 0	NEUTRAL				0- 1		2- 1	2- 0					
10- 9		0- 2		0- 0	CONFERENCE				2- 1		1- 1	7- 5					
5- 4		0- 0		0- 0	HOME				0- 1		0- 1	5- 2					
4- 4		0- 1		0- 0	AWAY				2- 0		0- 0	2- 3					
1- 1		0- 1		0- 0	NEUTRAL				0- 0		1- 0	0- 0					
RPI S	Opponent	Score		RPI S	Opponent	Score		RPI S	Opponent	Score		RPI S	Opponent	Score			
2 N	UCLA	0	3	27 A	Long Beach St.	0	3	53 N	UC Santa Barb.	1	3	112 N	North Texas	2	3		
14 A	Purdue	0	3	45 H	Northwestern	3	2	58 A	Cincinnati	1	3	123 N	VCU	3	0		
23 A	Ohio	1	3					64 A	Bowling Green	3	1	136 N	Tennessee Tech	3	0		
23 N	Ohio	0	3					90 A	IPFW	3	1	144 H	Miami (Ohio)	1	3		
								92 A	Northern Ill.	3	1	144 N	Miami (Ohio)	3	1		
								92 H	Northern Ill.	1	3	157 A	Eastern Mich.	3	2		
												157 H	Eastern Mich.	3	0		
												170 A	Ball St.	3	1		
												170 H	Ball St.	2	3		
												171 A	Toledo	2	3		
												171 H	Toledo	3	0		
												179 A	Ill. -Chicago	3	0		
												187 A	Central Mich.	2	3		
												187 H	Central Mich.	1	3		
												189 H	Loyola (Ill.)	3	0		
												217 H	Buffalo	3	0		
												221 A	Kent St.	1	3		
												232 N	Western Ill.	3	0		
												240 H	IUPUI	3	1		
												255 H	Akron	3	0		
												255 H	Akron	3	0		
												262 N	Maine	3	0		
												307 A	Oakland	3	0		
												309 H	Charleston So.	3	0		
				LAST 10 DIVISION I GAMES													
27 A Long Beach St.				0	3	255H Akron				3	0	255H Akron				3	0
123 N VCU				3	0	217H Buffalo				3	0	64 A Bowling Green				3	1
53 N UC Santa Barb.				1	3	92 A Northern Ill.				3	1						
23 N Ohio				0	3												
144 N Miami (Ohio)				3	1												

Non-Div. I Games

Western Mich.

Average RPI	Win 166	WON-LOST	WINNING	LAST 10	OPPONENT	OPP.	STRENGTH	TEAM	ADJ	CONF.	ADJ	CONF.
Average RPI	Loss109	RECORD	PCT. RANK	GAMES	SUCCESS	OF	SCHEDULE	RPI	RPI	RPI	RPI	RPI
DIV. I ONLY		19- 17	146	4- 6	80		125	118	131	9	9	
DIV. I NON-CONF		9- 8	150	0- 2	94		144	116	127	12	13	

TOTALS	RPI 1-25		RPI 26-50		W-L RECORDS		RPI 51-100			RPI 101-150		RPI 150+
19- 17	0- 1		0- 1		OVERALL		5- 6			1- 6		13- 3
12- 3	0- 0		0- 0		HOME		3- 1			1- 1		8- 1
3- 9	0- 0		0- 1		AWAY		2- 3			0- 3		1- 2
4- 5	0- 1		0- 0		NEUTRAL		0- 2			0- 2		4- 0
9- 8	0- 1		0- 1		NON-CONFERENCE		1- 3			0- 2		8- 1
4- 0	0- 0		0- 0		HOME		0- 0			0- 0		4- 0
1- 3	0- 0		0- 1		AWAY		1- 1			0- 0		0- 1
4- 5	0- 1		0- 0		NEUTRAL		0- 2			0- 2		4- 0
10- 9	0- 0		0- 0		CONFERENCE		4- 3			1- 4		5- 2
8- 3	0- 0		0- 0		HOME		3- 1			1- 1		4- 1
2- 6	0- 0		0- 0		AWAY		1- 2			0- 3		1- 1
0- 0	0- 0		0- 0		NEUTRAL		0- 0			0- 0		0- 0
RPI S Opponent Score	RPI S Opponent Score				RPI S Opponent Score	RPI S Opponent Score						
16 N Ohio St. 2 3	43 A Stephen F. Austin 2 3				66 N San Francisco 0 3	111 N Arkansas St. 2 3	73 A Tul sa 1 3	115 A Marshall I 0 3	73 H Tul sa 3 0	115 H Marshall I 3 2	119 A East Caro. 1 3	128 N Tennessee St. 2 3
					78 A Bayl or 0 3	145 A SMU 0 3	78 N Bayl or 0 3	145 H SMU 2 3	82 A Memphi s 1 3	166 H UTSA 3 0	176 N New Mexi co 3 1	178 H Texas St. 3 0
					82 H Memphi s 1 3	184 A Ri ce 2 3	87 H UAB 3 0	184 H Ri ce 3 1	94 A Tul ane 3 0	184 H Ri ce 3 0	185 A Paci fi c 1 3	194 H McNeese St. 3 0
					94 H Tul ane 3 0	185 A Paci fi c 1 3		185 H McNeese St. 3 1		196 H Southern Mi ss. 2 3	201 N Robert Morris 3 0	202 N Ark. -Li ttle Rock 3 1
						194 H UCF 3 0		212 A UTEP 3 2		212 H UTEP 3 0	220 H UCF 3 0	284 N La. -Monroe 3 0
					LAST 10 DIVISION I GAMES							
					185 A Paci fi c 1 3	73 A Tul sa 1 3						
					66 N San Francisco 0 3	145 A SMU 0 3						
					82 H Memphi s 1 3	184 H Ri ce 3 1						
					115 H Marshal I 3 2	145 H SMU 2 3						
					184 H Ri ce 3 0	73 H Tul sa 3 0						

Non-Div. I Games

Houston

Average RPI	W n 205	WON-LOST	WINNING	LAST 10	OPPONENT	OPP.	STRENGTH	TEAM	ADJ	CONF.	ADJ	CONF.
Average RPI	Loss 84	RECORD	PCT. RANK	GAMES	SUCCESS	OF	SCHEDULE	RPI	RPI	RPI	RPI	RPI
DIV. I ONLY		19- 12	97	7- 3	219		118	134	132	18	19	
DIV. I NON-CONF		7- 5	118	0- 0	245		40	151	151	18	18	

TOTALS	RPI 1-25		RPI 26-50		W-L RECORDS		RPI 51-100			RPI 101-150		RPI 150+
19- 12	0- 2		0- 2		OVERALL		1- 3			3- 4		15- 1
13- 4	0- 1		0- 1		HOME		1- 1			3- 1		9- 0
5- 7	0- 1		0- 1		AWAY		0- 2			0- 3		5- 0
1- 1	0- 0		0- 0		NEUTRAL		0- 0			0- 0		1- 1
7- 5	0- 2		0- 1		NON-CONFERENCE		0- 1			1- 0		6- 1
5- 2	0- 1		0- 0		HOME		0- 1			1- 0		4- 0
1- 2	0- 1		0- 1		AWAY		0- 0			0- 0		1- 0
1- 1	0- 0		0- 0		NEUTRAL		0- 0			0- 0		1- 1
12- 7	0- 0		0- 1		CONFERENCE		1- 2			2- 4		9- 0
8- 2	0- 0		0- 1		HOME		1- 0			2- 1		5- 0
4- 5	0- 0		0- 0		AWAY		0- 2			0- 3		4- 0
0- 0	0- 0		0- 0		NEUTRAL		0- 0			0- 0		0- 0
RPI S	Opponent	Score	RPI S	Opponent	Score	RPI S	Opponent	Score	RPI S	Opponent	Score	
2 H	UCLA	1 3	33 H	Middle Tenn.	1 3	60 A	Florida Int'l	1 3	111 A	Arkansas St.	2 3	
22 A	Colorado	0 3	34 A	Colorado St.	0 3	64 H	Bowling Green	0 3	111 H	Arkansas St.	3 2	
						68 A	Western Ky.	2 3	112 A	North Texas	1 3	
						68 H	Western Ky.	3 1	112 H	North Texas	3 1	
									126 A	New Orleans	2 3	
									126 H	New Orleans	2 3	
									133 H	Wyoming	3 2	
									168 H	Georgia	3 0	
									178 H	Texas St.	3 0	
									193 A	Fla. Atlantic	3 0	
									195 A	Wright St.	3 2	
									202 A	Ark. -Little Rock	3 0	
									202 H	Ark. -Little Rock	3 0	
									224 H	Northern Ari z.	3 1	
									243 A	La. -Lafayette	3 1	
									243 H	La. -Lafayette	3 1	
									245 H	Troy	3 0	
									246 H	UC Ri versi de	3 1	
									255 N	Akron	1 3	
									283 H	South Al a.	3 0	
									284 A	La. -Monroe	3 2	
									284 H	La. -Monroe	3 2	
									286 N	West Vi rgi ni a	3 0	

LAST 10 DIVISION I GAMES												
						68 A	Western Ky.	2 3	111 H	Arkansas St.	3 2	
						112 A	North Texas	1 3	202 H	Ark. -Little Rock	3 0	
						126 A	New Orleans	2 3	112 H	North Texas	3 1	
						243 A	La. -Lafayette	3 1	245 H	Troy	3 0	
						284 A	La. -Monroe	3 2	283 H	South Al a.	3 0	

Non-Div. I Games

Denver

Average RPI	Win 185	WON-LOST	WINNING	LAST 10	OPPONENT	OPP.	STRENGTH	TEAM	ADJ.	CONF.	ADJ.	CONF.
Average RPI	Loss 73	RECORD	PCT. RANK	GAMES	SUCCESS	OF	SCHEDULE	RPI	RPI	RPI	RPI	RPI
DIV. I ONLY		13- 15	172	5- 5	75		90	136	133	6	6	
DIV. I NON-CONF		6- 5	131	0- 1	113		171	125	134	6	8	
TOTALS	RPI 1-25		RPI 26-50	W-L RECORDS		RPI 51-100			RPI 101-150		RPI 150+	
13- 15	0- 3		0- 5	OVERALL		1- 2			4- 3		8- 2	
8- 3	0- 1		0- 2	HOME		1- 0			3- 0		4- 0	
2- 11	0- 1		0- 3	AWAY		0- 2			0- 3		2- 2	
3- 1	0- 1		0- 0	NEUTRAL		0- 0			1- 0		2- 0	
6- 5	0- 1		0- 1	NON-CONFERENCE		0- 0			2- 1		4- 2	
3- 0	0- 0		0- 0	HOME		0- 0			1- 0		2- 0	
0- 4	0- 0		0- 1	AWAY		0- 0			0- 1		0- 2	
3- 1	0- 1		0- 0	NEUTRAL		0- 0			1- 0		2- 0	
7- 10	0- 2		0- 4	CONFERENCE		1- 2			2- 2		4- 0	
5- 3	0- 1		0- 2	HOME		1- 0			2- 0		2- 0	
2- 7	0- 1		0- 2	AWAY		0- 2			0- 2		2- 0	
0- 0	0- 0		0- 0	NEUTRAL		0- 0			0- 0		0- 0	
RPI S Opponent	Score		RPI S Opponent	Score		RPI S Opponent	Score		RPI S Opponent	Score		
12 N San Diego	1 3		31 A New Mexico St.	1 3		63 A UNLV	0 3		112 N North Texas	3 0		
19 A Utah	1 3		34 A Colorado St.	0 3		63 A UNLV	0 3		126 H New Orleans	3 2		
19 H Utah	2 3		34 H Colorado St.	1 3		63 H UNLV	3 0		127 A TCU	2 3		
			37 A Brigham Young	0 3					127 H TCU	3 0		
			37 H Brigham Young	2 3					129 A San Diego St.	1 3		
									129 H San Diego St.	3 1		
									132 A Denver	2 3		
									174 A Northern Colo.	0 3		
									176 A New Mexico	3 0		
									176 H New Mexico	3 0		
									178 A Texas St.	0 3		
									198 H Southern Ill.	3 1		
									253 N Tex. -Pan American	3 1		
									254 H Birmingham-So.	3 0		
									255 N Akron	3 1		
									267 A Air Force	3 0		
									267 H Air Force	3 0		
LAST 10 DIVISION I GAMES												
				63 A UNLV	0 3				129 H San Diego St.	3 1		
				176 H New Mexico	3 0				63 H UNLV	3 0		
				127 H TCU	3 0				267 A Air Force	3 0		
				37 A Brigham Young	0 3				34 A Colorado St.	0 3		
				19 A Utah	1 3				174 A Northern Colo.	0 3		

Non-Div. I Games

Wyoming

Average RPI Win 162 Average RPI Loss 39				WON-LOST RECORD		WINNING PCT. RANK		LAST 10 GAMES		OPPONENT OPP. SUCCESS OF SCHEDULE		TEAM RPI		ADJ RPI		CONF. RPI		ADJ CONF. RPI					
DIV. I ONLY				10- 19		231		0- 10		65		146		134		3		3					
DIV. I NON-CONF				7- 2		42		0- 0		240		101		99		2		2					
TOTALS				RPI 1-25		RPI 26-50		W-L RECORDS		RPI 51-100				RPI 101-150		RPI 150+							
10- 19				0- 8		2- 6		OVERALL		2- 5				1- 0		5- 0							
5- 8				0- 4		2- 3		HOME		2- 1				0- 0		1- 0							
1- 11				0- 4		0- 3		AWAY		0- 4				1- 0		0- 0							
4- 0				0- 0		0- 0		NEUTRAL		0- 0				0- 0		4- 0							
7- 2				0- 0		1- 1		NON-CONFERENCE		0- 1				1- 0		5- 0							
2- 1				0- 0		1- 1		HOME		0- 0				0- 0		1- 0							
1- 1				0- 0		0- 0		AWAY		0- 1				1- 0		0- 0							
4- 0				0- 0		0- 0		NEUTRAL		0- 0				0- 0		4- 0							
3- 17				0- 8		1- 5		CONFERENCE		2- 4				0- 0		0- 0							
3- 7				0- 4		1- 2		HOME		2- 1				0- 0		0- 0							
0- 10				0- 4		0- 3		AWAY		0- 3				0- 0		0- 0							
0- 0				0- 0		0- 0		NEUTRAL		0- 0				0- 0		0- 0							
RPI S	Opponent			Score		RPI S	Opponent			Score		RPI S	Opponent			Score		RPI S	Opponent			Score	
1	A	Nebraska		0	3	28	A	Iowa St.		0	3	65	A	Alabama		0	3	138	A	Temple		3	1
1	H	Nebraska		0	3	28	H	Iowa St.		0	3	78	A	Baylor		0	3	182	N	Miami (Fla.)		3	1
6	A	Texas		0	3	30	A	Missouri		0	3	78	H	Baylor		3	0	251	N	Rutgers		3	1
6	H	Texas		0	3	30	H	Missouri		1	3	97	A	Kansas St.		0	3	256	N	Alabama A&M		3	0
13	A	Oklahoma		0	3	37	H	Brigham Young		3	0	97	H	Kansas St.		3	1	262	N	Maine		3	0
13	H	Oklahoma		1	3	46	H	Arkansas		2	3	99	A	Texas Tech		1	3	266	H	UMKC		3	0
22	A	Colorado		2	3	50	A	Texas A&M		0	3	99	H	Texas Tech		2	3						
22	H	Colorado		0	3	50	H	Texas A&M		3	2												
LAST 10 DIVISION I GAMES																							
						97	A	Kansas St.		0	3	28	A	Iowa St.		0	3						
						1	H	Nebraska		0	3	6	A	Texas		0	3						
						30	H	Missouri		1	3	99	H	Texas Tech		2	3						
						78	A	Baylor		0	3	13	H	Oklahoma		1	3						
						22	H	Colorado		0	3	50	A	Texas A&M		0	3						

Non-Di v. I Games

Kansas

Average RPI	Win 214	WON-LOST	WINNING	LAST 10	OPPONENT	OPP.	STRENGTH	TEAM	ADJ.	CONF.	ADJ.	CONF.
Average RPI	Loss 86	RECORD	PCT. RANK	GAMES	SUCCESS	OF SCHEDULE	RPI	RPI	RPI	RPI		
DIV. I ONLY		16- 14	141	5- 5	117	169	138	135	13	13		
DIV. I NON-CONF		11- 5	81	2- 0	78	211	73	74	11	11		

TOTALS		RPI 1-25		RPI 26-50	W-L RECORDS			RPI 51-100		RPI 101-150	RPI 150+	
16- 14		0- 2		0- 2	OVERALL			2- 5		0- 3	14- 2	
8- 3		0- 0		0- 1	HOME			0- 1		0- 1	8- 0	
5- 8		0- 2		0- 1	AWAY			1- 3		0- 0	4- 2	
3- 3		0- 0		0- 0	NEUTRAL			1- 1		0- 2	2- 0	
11- 5		0- 0		0- 1	NON-CONFERENCE			2- 2		0- 2	9- 0	
5- 0		0- 0		0- 0	HOME			0- 0		0- 0	5- 0	
3- 2		0- 0		0- 1	AWAY			1- 1		0- 0	2- 0	
3- 3		0- 0		0- 0	NEUTRAL			1- 1		0- 2	2- 0	
5- 9		0- 2		0- 1	CONFERENCE			0- 3		0- 1	5- 2	
3- 3		0- 0		0- 1	HOME			0- 1		0- 1	3- 0	
2- 6		0- 2		0- 0	AWAY			0- 2		0- 0	2- 2	
0- 0		0- 0		0- 0	NEUTRAL			0- 0		0- 0	0- 0	
RPI S	Opponent	Score		RPI S	Opponent	Score		RPI S	Opponent	Score		
21 A	Louisville	0	3	35 A	Hofstra	1	3	58 A	Cincinnati	1	3	
24 A	St. John's (N.Y.)	0	3	49 H	Notre Dame	0	3	75 N	Towson	2	3	
								76 N	Fairfield	3	1	
								86 H	Marquette	0	3	
								91 A	Delaware	1	3	
								96 A	Connecticut	0	3	
								100 A	Long Island	3	2	

Non-Div. I Games

Seton Hall

Average RPI Win 207 Loss 79				WON-LOST RECORD		WINNING PCT. RANK		LAST 10 GAMES		OPPONENT OPP. STRENGTH SUCCESS OF SCHEDULE		TEAM RPI	ADJ RPI	CONF. RPI	ADJ CONF. RPI		
DIV. I ONLY				12- 17		196		6- 4		68		127	150	136	20	18	
DIV. I NON-CONF				4- 9		247		1- 1		29		49	134	124	20	20	

TOTALS		RPI 1-25		RPI 26-50		W-L RECORDS		RPI 51-100		RPI 101-150		RPI 150+					
12- 17		0- 3		0- 1		OVERALL		1- 6		1- 6		10- 1					
6- 3		0- 0		0- 0		HOME		0- 1		1- 2		5- 0					
3- 9		0- 2		0- 0		AWAY		0- 3		0- 3		3- 1					
3- 5		0- 1		0- 1		NEUTRAL		1- 2		0- 1		2- 0					
4- 9		0- 3		0- 1		NON-CONFERENCE		1- 4		0- 1		3- 0					
1- 0		0- 0		0- 0		HOME		0- 0		0- 0		1- 0					
0- 4		0- 2		0- 0		AWAY		0- 2		0- 0		0- 0					
3- 5		0- 1		0- 1		NEUTRAL		1- 2		0- 1		2- 0					
8- 8		0- 0		0- 0		CONFERENCE		0- 2		1- 5		7- 1					
5- 3		0- 0		0- 0		HOME		0- 1		1- 2		4- 0					
3- 5		0- 0		0- 0		AWAY		0- 1		0- 3		3- 1					
0- 0		0- 0		0- 0		NEUTRAL		0- 0		0- 0		0- 0					
RPI S	Opponent			Score		RPI S	Opponent			Score		RPI S	Opponent			Score	
2 N	UCLA			0 3		38 N	Mi chi gan St.			0 3		55 A	Jacksonville St.			0 3	
16 A	Ohio St.			0 3								55 H	Jacksonville St.			0 3	
21 A	Louisvi lle			0 3								56 N	Dayton			0 3	
												68 A	Western Ky.			0 3	
												79 A	Bel mont			0 3	
												80 N	Ari zona			1 3	
												88 N	Appal achi an St.			3 2	
																</	

Non-Div. I Games

Tennessee Tech

Average RPI	W n 206	WON-LOST	WINNING	LAST 10	OPPONENT	OPP.	STRENGTH	TEAM	ADJ	CONF.	ADJ	CONF.
Average RPI	Loss111	RECORD	PCT. RANK	GAMES	SUCCESS	OF	SCHEDULE	RPI	RPI	RPI	RPI	RPI
DIV. I ONLY		20- 12	90	6- 4	203		183	129	137	14	14	
DIV. I NON-CONF		13- 5	73	1- 0	201		210	106	118	14	15	

TOTALS	RPI 1-25		RPI 26-50		W-L RECORDS		RPI 51-100			RPI 101-150		RPI 150+
20- 12	0- 0		0- 0		OVERALL		0- 7			5- 2		15- 3
12- 2	0- 0		0- 0		HOME		0- 2			4- 0		8- 0
5- 7	0- 0		0- 0		AWAY		0- 3			0- 2		5- 2
3- 3	0- 0		0- 0		NEUTRAL		0- 2			1- 0		2- 1
13- 5	0- 0		0- 0		NON-CONFERENCE		0- 3			3- 0		10- 2
7- 0	0- 0		0- 0		HOME		0- 0			2- 0		5- 0
3- 3	0- 0		0- 0		AWAY		0- 2			0- 0		3- 1
3- 2	0- 0		0- 0		NEUTRAL		0- 1			1- 0		2- 1
7- 7	0- 0		0- 0		CONFERENCE		0- 4			2- 2		5- 1
5- 2	0- 0		0- 0		HOME		0- 2			2- 0		3- 0
2- 4	0- 0		0- 0		AWAY		0- 1			0- 2		2- 1
0- 1	0- 0		0- 0		NEUTRAL		0- 1			0- 0		0- 0
RPI S	Opponent	Score	RPI S	Opponent	Score	RPI S	Opponent	Score	RPI S	Opponent	Score	
						51 A	St. Louis	0 3	102 H	East Tenn. St.	3 0	
						56 H	Dayton	0 3	119 H	East Caro.	3 1	
						61 H	Xavi er	1 3	128 N	Tennessee St.	3 2	
						61 N	Xavi er	0 3	138 A	Temple	0 3	
						62 A	W nthrop	1 3	138 H	Temple	3 0	
						83 A	Clemson	1 3	143 A	George Washi ngton	2 3	
						84 N	South Carolina	0 3	143 H	George Washi ngton	3 1	
									151 A	Davi dson	1 3	
									153 H	North Fla.	3 1	
									162 A	Fordham	2 3	
									162 H	Fordham	3 0	
									175 H	Penn	3 1	
									206 A	Duquesne	3 0	
									217 H	Buffal o	3 0	
									222 A	Li berty	3 0	
									241 N	UNC Asheville	3 2	
									244 H	Rhode Isl and	3 0	
									252 A	N. C. A&T	3 1	
									257 H	Mercer	3 0	
									265 H	North Carolina St.	3 0	
									268 A	La Salle	3 0	
									268 H	La Salle	3 0	
									274 N	Western Caro.	2 3	
									278 A	Samford	3 2	
									284 N	La.-Monroe	3 0	

LAST 10 DIVISION I GAMES						222 A	Li berty	3 0				
						268 H	La Salle	3 0				
						138 H	Temple	3 0				
						162 A	Fordham	2 3				
						143 A	George Washi ngton	2 3				

Non-Di v. I Games

Charlotte

Average RPI	Win 161	WON-LOST	WINNING	LAST 10	OPPONENT	OPP.	STRENGTH	TEAM	ADJ.	CONF.	ADJ.	CONF.			
Average RPI	Loss81	RECORD	PCT. RANK	GAMES	SUCCESS	OF	SCHEDULE	RPI	RPI	RPI	RPI	CONF. RPI			
DIV. I ONLY		11- 20	229	5- 5	55		71	154	139	8		8			
DIV. I NON-CONF		2- 7	275	0- 0	15		15	120	106	8		7			
<hr/>															
TOTALS		RPI 1-25	RPI 26-50		W-L RECORDS			RPI 51-100		RPI 101-150		RPI 150+			
11- 20		0- 2	0- 5		OVERALL			2- 5		2- 7		7- 1			
7- 7		0- 0	0- 2		HOME			2- 2		1- 3		4- 0			
3- 10		0- 1	0- 1		AWAY			0- 3		0- 4		3- 1			
1- 3		0- 1	0- 2		NEUTRAL			0- 0		1- 0		0- 0			
2- 7		0- 2	0- 3		NON-CONFERENCE			1- 2		1- 0		0- 0			
1- 2		0- 0	0- 1		HOME			1- 1		0- 0		0- 0			
0- 2		0- 1	0- 0		AWAY			0- 1		0- 0		0- 0			
1- 3		0- 1	0- 2		NEUTRAL			0- 0		1- 0		0- 0			
9- 13		0- 0	0- 2		CONFERENCE			1- 3		1- 7		7- 1			
6- 5		0- 0	0- 1		HOME			1- 1		1- 3		4- 0			
3- 8		0- 0	0- 1		AWAY			0- 2		0- 4		3- 1			
0- 0		0- 0	0- 0		NEUTRAL			0- 0		0- 0		0- 0			
RPI S	Opponent	Score		RPI S	Opponent	Score		RPI S	Opponent	Score		RPI S	Opponent	Score	
13 A	Oklahoma	0	3	29 A	Duke	1	3	52 H	Wichita St.	3	2	103 A	Florida St.	0	3
19 N	Utah	0	3	29 H	Duke	0	3	69 A	Virginia	1	3	103 H	Florida St.	3	0
				36 H	Illinois	0	3	69 H	Virginia	2	3	109 A	Georgia Tech	0	3
				46 N	Arkansas	0	3	70 A	Loyola Marymount	1	3	109 H	Georgia Tech	2	3
				48 N	Tennessee	0	3	83 A	Clemson	0	3	125 A	Virginia Tech	0	3
								83 H	Clemson	3	2	125 H	Virginia Tech	1	3
								89 H	Col. of Charleston	1	3	142 A	Wake Forest	2	3
												142 H	Wake Forest	1	3
												150 N	Idaho	3	0
												155 A	Maryland	2	3
												155 H	Maryland	3	0
												169 A	Boston College	3	0
												169 H	Boston College	3	0
												182 A	Miami (Fla.)	3	0
												182 H	Miami (Fla.)	3	1
												265 A	North Carolina St.	3	0
												265 H	North Carolina St.	3	0
<hr/>															
LAST 10 DIVISION I GAMES															
155 A Maryland						2	3	83 H Clemson						3	2
169 A Boston College						3	0	265A North Carolina St.						3	0
182 H Miami (Fla.)						3	1	29 A Duke						1	3
103 H Florida St.						3	0	142A Wake Forest						2	3
109 H Georgia Tech						2	3	69 H Virginia						2	3

Non-Div. I Games

North Carolina

Average RPI	Win 213	WON-LOST	WINNING	LAST 10	OPPONENT	OPP.	STRENGTH	TEAM	ADJ	CONF.	ADJ	CONF.
Average RPI	Loss136	RECORD	PCT. RANK	GAMES	SUCCESS	OF	SCHEDULE	RPI	RPI	RPI	RPI	RPI
DIV. I ONLY		19- 9	71	6- 4	233		199	123	140	19		20
DIV. I NON-CONF		10- 2	28	0- 0	212		215	85	84	19		19
<hr/>												
TOTALS	RPI 1-25		RPI 26-50		W-L RECORDS		RPI 51-100			RPI 101-150		RPI 150+
19- 9	0- 0		0- 2		OVERALL		1- 1			1- 1		17- 5
5- 3	0- 0		0- 1		HOME		0- 0			0- 0		5- 2
7- 5	0- 0		0- 1		AWAY		0- 1			0- 1		7- 2
7- 1	0- 0		0- 0		NEUTRAL		1- 0			1- 0		5- 1
10- 2	0- 0		0- 0		NON-CONFERENCE		1- 1			1- 1		8- 0
1- 0	0- 0		0- 0		HOME		0- 0			0- 0		1- 0
3- 2	0- 0		0- 0		AWAY		0- 1			0- 1		3- 0
6- 0	0- 0		0- 0		NEUTRAL		1- 0			1- 0		4- 0
9- 7	0- 0		0- 2		CONFERENCE		0- 0			0- 0		9- 5
4- 3	0- 0		0- 1		HOME		0- 0			0- 0		4- 2
4- 3	0- 0		0- 1		AWAY		0- 0			0- 0		4- 2
1- 1	0- 0		0- 0		NEUTRAL		0- 0			0- 0		1- 1
RPI S Opponent Score	RPI S Opponent Score				RPI S Opponent Score	RPI S Opponent Score						
					44 A Wis.-Milwaukee 0 3	64 A Bowling Green 1 3	102 N East Tenn. St. 3 2					
					44 H Wis.-Milwaukee 1 3	64 N Bowling Green 3 2	138 A Temple 2 3					
							163 N UNC Greensboro 3 0					
							171 A Toledo 3 0					
							177 A Wis.-Green Bay 3 0					
							177 H Wis.-Green Bay 3 0					
							179 A Ill.-Chicago 3 1					
							179 H Ill.-Chicago 1 3					
							179 N Ill.-Chicago 2 3					
							189 A Loyola (Ill.) 2 3					
							189 H Loyola (Ill.) 3 0					
							189 N Loyola (Ill.) 3 0					
							195 A Wright St. 0 3					
							195 H Wright St. 2 3					
							201 H Robert Morris 3 0					
							241 A UNC Asheville 3 0					
							250 A Youngstown St. 3 0					
							250 H Youngstown St. 3 0					
							270 N Iona 3 0					
							272 A Butler 3 0					
							272 H Butler 3 0					
							277 N Indiana St. 3 0					
							291 N Lehigh 3 0					
							307 A Oakland 3 0					
					LAST 10 DIVISION I GAMES							
					179 N Ill.-Chicago 2 3	189A Loyola (Ill.) 2 3						
					189 N Loyola (Ill.) 3 0	179A Ill.-Chicago 3 1						
					250 H Youngstown St. 3 0	177H Wis.-Green Bay 3 0						
					272 H Butler 3 0	44 H Wis.-Milwaukee 1 3						
					195 H Wright St. 2 3	250A Youngstown St. 3 0						

Non-Div. I Games

Cleveland St.

Average RPI	W n 210	WON-LOST	WINNING	LAST 10	OPPONENT	OPP.	STRENGTH	TEAM	ADJ	CONF.	ADJ	CONF.
Average RPI	Loss113	RECORD	PCT. RANK	GAMES	SUCCESS	OF	SCHEDULE	RPI	RPI	RPI	RPI	RPI
DIV. I ONLY		20- 9	66	8- 2	247		159	124	141	17		17
DIV. I NON-CONF		9- 3	54	1- 0	292		197	153	155	16		16
<hr/>												
TOTALS	RPI 1-25		RPI 26-50		W-L RECORDS		RPI 51-100			RPI 101-150		RPI 150+
20- 9	0- 0		0- 3		OVERALL		2- 2			1- 0		17- 4
8- 3	0- 0		0- 1		HOME		1- 0			1- 0		6- 2
9- 6	0- 0		0- 2		AWAY		1- 2			0- 0		8- 2
3- 0	0- 0		0- 0		NEUTRAL		0- 0			0- 0		3- 0
9- 3	0- 0		0- 0		NON-CONFERENCE		0- 1			1- 0		8- 2
2- 1	0- 0		0- 0		HOME		0- 0			1- 0		1- 1
4- 2	0- 0		0- 0		AWAY		0- 1			0- 0		4- 1
3- 0	0- 0		0- 0		NEUTRAL		0- 0			0- 0		3- 0
11- 6	0- 0		0- 3		CONFERENCE		2- 1			0- 0		9- 2
6- 2	0- 0		0- 1		HOME		1- 0			0- 0		5- 1
5- 4	0- 0		0- 2		AWAY		1- 1			0- 0		4- 1
0- 0	0- 0		0- 0		NEUTRAL		0- 0			0- 0		0- 0
RPI S	Opponent	Score	RPI S	Opponent	Score	RPI S	Opponent	Score	RPI S	Opponent	Score	
			40 A	Sacramento St.	0 3	52 A	Wichita St.	0 3	150 H	Idaho	3 1	
			40 A	Sacramento St.	1 3	74 A	Portland St.	1 3	160 A	Gonzaga	2 3	
			40 H	Sacramento St.	2 3	74 A	Portland St.	3 0	166 N	UTSA	3 1	
						74 H	Portland St.	3 1	174 A	Northern Colo.	3 1	
									174 H	Northern Colo.	1 3	
									203 N	Syracuse	3 0	
									204 A	Weber St.	3 0	
									204 H	Weber St.	3 1	
									204 H	Weber St.	3 1	
									205 A	Montana	3 0	
									205 H	Montana	3 0	
									215 A	Idaho St.	1 3	
									215 H	Idaho St.	3 1	
									224 A	Northern Ari z.	3 1	
									224 H	Northern Ari z.	0 3	
									238 A	Montana St.	3 1	
									238 H	Montana St.	3 0	
									259 A	Manhattan	3 0	
									275 N	Louisiana Tech	3 0	
									287 A	St. Peter's	3 0	
									294 A	Rider	3 0	
									303 H	St. Francis (N.Y.)	3 0	
<hr/>												
LAST 10 DIVISION I GAMES												
			40 A	Sacramento St.	1 3	224 A	Northern Ari z.	3 1				
			74 A	Portland St.	3 0	174 A	Northern Colo.	3 1				
			204 H	Weber St.	3 1	40 H	Sacramento St.	2 3				
			205 H	Montana	3 0	215 H	Idaho St.	3 1				
			238 H	Montana St.	3 0	74 H	Portland St.	3 1				

Non-Div. I Games

Eastern Wash.

Average RPI	W n 222	WON-LOST	WINNING	LAST 10	OPPONENT	OPP.	STRENGTH	TEAM	ADJ	CONF.	ADJ	CONF.
Average RPI	Loss109	RECORD	PCT. RANK	GAMES	SUCCESS	OF	SCHEDULE	RPI	RPI	RPI	RPI	RPI
DIV. I ONLY		14- 12	139	6- 4	142		203	144	143	14	14	
DIV. I NON-CONF		8- 5	112	1- 0	138		231	115	122	14	15	
TOTALS	RPI 1-25		RPI 26-50	W-L RECORDS		RPI 51-100			RPI 101-150		RPI 150+	
14- 12	0- 0		0- 0	OVERALL		1- 5			1- 5		12- 2	
8- 3	0- 0		0- 0	HOME		1- 2			1- 1		6- 0	
3- 6	0- 0		0- 0	AWAY		0- 1			0- 4		3- 1	
3- 3	0- 0		0- 0	NEUTRAL		0- 2			0- 0		3- 1	
8- 5	0- 0		0- 0	NON-CONFERENCE		1- 2			0- 2		7- 1	
5- 0	0- 0		0- 0	HOME		1- 0			0- 0		4- 0	
1- 2	0- 0		0- 0	AWAY		0- 0			0- 2		1- 0	
2- 3	0- 0		0- 0	NEUTRAL		0- 2			0- 0		2- 1	
6- 7	0- 0		0- 0	CONFERENCE		0- 3			1- 3		5- 1	
3- 3	0- 0		0- 0	HOME		0- 2			1- 1		2- 0	
2- 4	0- 0		0- 0	AWAY		0- 1			0- 2		2- 1	
1- 0	0- 0		0- 0	NEUTRAL		0- 0			0- 0		1- 0	
RPI S	Opponent	Score	RPI S	Opponent	Score	RPI S	Opponent	Score	RPI S	Opponent	Score	
						51 A St. Louis	0	3	125 A Virginia Tech	0	3	
						56 H Dayton	0	3	137 A Charlotte	1	3	
						61 H Xavier	1	3	137 H Charlotte	3	2	
						62 N Wintthrop	0	3	138 A Temple	1	3	
						71 H American	3	1	138 H Temple	0	3	
						88 N Appalachian St.	0	3	142 A Wake Forest	2	3	
									151 N Davidson	0	3	
									162 A Fordham	1	3	
									162 N Fordham	3	1	
									206 A Duquesne	3	2	
									207 N Georgetown	3	1	
									218 H George Mason	3	1	
									222 N Liberty	3	0	
									244 H Rhode Island	3	1	
									249 A Md. -East. Shore	3	0	
									260 H Fairleigh Dickinson	3	0	
									268 A La Salle	3	0	
									268 H La Salle	3	0	
									293 H Loyola (Md.)	3	1	
									302 H Coppin St.	3	0	
LAST 10 DIVISION I GAMES												
						138 H Temple	0	3	244 H Rhode Island	3	1	
						268 H La Salle	3	0	162 N Fordham	3	1	
						162 A Fordham	1	3	268 A La Salle	3	0	
						137 H Charlotte	3	2	138 A Temple	1	3	
						249 A Md. -East. Shore	3	0	137 A Charlotte	1	3	

Non-Div. I Games

George Washington

Average RPI	W n 207	WON-LOST	WINNING	LAST 10	OPPONENT	OPP.	STRENGTH	TEAM	ADJ	CONF.	ADJ	CONF.
Average RPI	Loss 88	RECORD	PCT. RANK	GAMES	SUCCESS	OF	SCHEDULE	RPI	RPI	RPI	RPI	RPI
DIV. I ONLY		13- 19	204	3- 7	46		150	142	144	15	15	
DIV. I NON-CONF		4- 11	264	0- 2	41		135	162	158	15	14	
TOTALS	RPI 1-25		RPI 26-50	W-L RECORDS		RPI 51-100			RPI 101-150		RPI 150+	
13- 19	0- 3		0- 2	OVERALL		1- 7			1- 3		11- 4	
5- 8	0- 1		0- 0	HOME		1- 4			0- 0		4- 3	
6- 6	0- 2		0- 2	AWAY		0- 1			1- 1		5- 0	
2- 5	0- 0		0- 0	NEUTRAL		0- 2			0- 2		2- 1	
4- 11	0- 1		0- 2	NON-CONFERENCE		1- 4			0- 2		3- 2	
2- 3	0- 0		0- 0	HOME		1- 2			0- 0		1- 1	
0- 4	0- 1		0- 2	AWAY		0- 0			0- 1		0- 0	
2- 4	0- 0		0- 0	NEUTRAL		0- 2			0- 1		2- 1	
9- 8	0- 2		0- 0	CONFERENCE		0- 3			1- 1		8- 2	
3- 5	0- 1		0- 0	HOME		0- 2			0- 0		3- 2	
6- 2	0- 1		0- 0	AWAY		0- 1			1- 0		5- 0	
0- 1	0- 0		0- 0	NEUTRAL		0- 0			0- 1		0- 0	
RPI S Opponent	Score	RPI S Opponent	Score	RPI S Opponent	Score	RPI S Opponent	Score	RPI S Opponent	Score			
5 A Penn St.	0 3	33 A Middl e Tenn.	0 3	57 N Creighton	1 3	115 A Marshal l	1 3					
23 A Ohio	1 3	48 A Tennessee	1 3	64 A Bowling Green	1 3	128 N Tennessee St.	2 3					
23 H Ohio	0 3			64 H Bowling Green	0 3	130 A Western Mi ch.	3 1					
				68 H Western Ky.	2 3	130 N Western Mi ch.	1 3					
				69 N Virginia	0 3	157 A Eastern Mi ch.	3 0					
				76 H Fai rfi el d	1 3	159 H Val parai so	1 3					
				79 H Belmont	3 0	169 H Boston Col l ege	3 2					
				92 H Northern Ill.	2 3	170 H Bal l St.	2 3					
						171 H Toledo	0 3					
						179 N Ill. -Chi cago	2 3					
						187 A Central Mi ch.	3 0					
						217 A Buffal o	3 0					
						217 H Buffal o	3 0					
						221 A Kent St.	3 0					
						221 H Kent St.	3 1					
						255 A Akron	3 0					
						255 H Akron	3 0					
						291 N Lehi gh	3 0					
						292 N Centenary (La.)	3 0					
LAST 10 DIVISION I GAMES												
159 H Val parai so	1 3	92 H Northern Ill.	2 3									
76 H Fai rfi el d	1 3	64 H Bowl ing Green	0 3									
130 N Western Mi ch.	1 3	23 H Ohio	0 3									
221 A Kent St.	3 0	221H Kent St.	3 1									
23 A Ohio	1 3	217A Buffal o	3 0									

Non-Di v. I Games

Miami (Ohio)

Average RPI			W n 188	WON-LOST	WI NNING	LAST 10	OPPONENT	OPP.	STRENGTH	TEAM	ADJ	CONF.	ADJ CONF.	
Average RPI			Loss111	RECORD	PCT. RANK	GAMES	SUCCESS	OF	SCHEDULE	RPI	RPI	RPI	RPI	
DIV. I ONLY				17- 15	143	5- 5	119		148	137	145	9	9	
DIV. I NON-CONF				9- 5	101	0- 0	154		203	108	120	12	13	
TOTALS			RPI 1-25		RPI 26-50	W-L RECORDS	RPI 51-100				RPI 101-150	RPI 150+		
17- 15			0- 0		0- 1	OVERALL	1- 7				4- 3	12- 4		
9- 6			0- 0		0- 1	HOME	0- 2				2- 2	7- 1		
4- 7			0- 0		0- 0	AWAY	1- 4				1- 0	2- 3		
4- 2			0- 0		0- 0	NEUTRAL	0- 1				1- 1	3- 0		
9- 5			0- 0		0- 1	NON-CONFERENCE	0- 1				2- 1	7- 2		
6- 1			0- 0		0- 1	HOME	0- 0				1- 0	5- 0		
0- 3			0- 0		0- 0	AWAY	0- 1				0- 0	0- 2		
3- 1			0- 0		0- 0	NEUTRAL	0- 0				1- 1	2- 0		
8- 10			0- 0		0- 0	CONFERENCE	1- 6				2- 2	5- 2		
3- 5			0- 0		0- 0	HOME	0- 2				1- 2	2- 1		
4- 4			0- 0		0- 0	AWAY	1- 3				1- 0	2- 1		
1- 1			0- 0		0- 0	NEUTRAL	0- 1				0- 0	1- 0		
RPI S	Opponent		Score		RPI S	Opponent		Score		RPI S	Opponent		Score	
					43 H	Stephen F. Austin	2	3		70 A	Loyol a Marymount	0	3	
										105 H	Texas-Arlington	3	1	
										73 A	Tul sa	0	3	
										115 H	Marshall	0	3	
										73 H	Tul sa	0	3	
										119 H	East Caro.	1	3	
										73 N	Tul sa	0	3	
										124 N	UC I rvi ne	2	3	
										82 A	Memphi s	1	3	
										131 A	Houston	3	2	
										87 A	UAB	3	0	
										131 H	Houston	3	0	
										94 A	Tul ane	0	3	
										147 N	Nevada	3	2	
										94 H	Tul ane	1	3	
										154 H	Auburn	3	2	
										156 A	Indi ana	0	3	
										166 A	UTSA	0	3	
										171 H	Tol edo	3	2	
										184 A	Ri ce	1	3	
										184 H	Ri ce	3	2	
										196 H	Southern Mi ss.	0	3	
										196 N	Southern Mi ss.	3	2	
										209 H	Prai ri e Vi ew	3	0	
										212 A	UTEP	3	2	
										212 H	UTEP	3	1	
										220 A	UCF	3	2	
										235 N	Chattanooga	3	0	
										257 N	Mercer	3	0	
										258 H	Grambl ing	3	0	
										284 H	La. -Monroe	3	0	
LAST 10 DIVISION I GAMES														
					73 N	Tul sa	0	3		131 A	Houston	3	2	
					196 N	Southern Mi ss.	3	2		184 A	Ri ce	1	3	
					184 H	Ri ce	3	2		94 H	Tul ane	1	3	
					131 H	Houston	3	0		212 H	UTEP	3	1	
					73 A	Tul sa	0	3		82 A	Memphi s	1	3	

S
M
U

Non-Div. I Games

SMU

Average RPI Win 144 Average RPI Loss 41			WON-LOST RECORD		WINNING PCT. RANK		LAST 10 GAMES		OPPONENT OPP. STRENGTH SUCCESS OF SCHEDULE		TEAM RPI		ADJ RPI		CONF. RPI		ADJ CONF. RPI			
DIV. I ONLY			3- 24		305		0- 10		8		158		146		1		1			
DIV. I NON-CONF			3- 6		228		0- 0		30		119		116		1		1			
TOTALS			RPI 1-25		RPI 26-50		W-L RECORDS		RPI 51-100		RPI 101-150		RPI 150+							
3- 24			0- 13		0- 4		OVERALL		1- 5		1- 1		1- 1							
2- 9			0- 5		0- 2		HOME		0- 2		1- 0		1- 0							
0- 12			0- 6		0- 2		AWAY		0- 3		0- 0		0- 1							
1- 3			0- 2		0- 0		NEUTRAL		1- 0		0- 1		0- 0							
3- 6			0- 3		0- 0		NON-CONFERENCE		1- 1		1- 1		1- 1							
2- 0			0- 0		0- 0		HOME		0- 0		1- 0		1- 0							
0- 3			0- 1		0- 0		AWAY		0- 1		0- 0		0- 1							
1- 3			0- 2		0- 0		NEUTRAL		1- 0		0- 1		0- 0							
0- 18			0- 10		0- 4		CONFERENCE		0- 4		0- 0		0- 0							
0- 9			0- 5		0- 2		HOME		0- 2		0- 0		0- 0							
0- 9			0- 5		0- 2		AWAY		0- 2		0- 0		0- 0							
0- 0			0- 0		0- 0		NEUTRAL		0- 0		0- 0		0- 0							
RPI S	Opponent		Score		RPI S	Opponent		Score		RPI S	Opponent		Score		RPI S	Opponent		Score		
2 A	UCLA		0 3		32 A	Ari zona St.		1 3		63 A	UNLV		1 3		118 N	South Dakota St.		2 3		
2 H	UCLA		0 3		32 H	Ari zona St.		0 3		80 A	Ari zona		0 3		129 H	San Diego St.		3 1		
3 A	Stanford		0 3		42 A	Oregon		1 3		80 H	Ari zona		0 3		189 A	Loyol a (Ill.)		2 3		
3 H	Stanford		0 3		42 H	Oregon		0 3		80 N	Oral Roberts		3 1		223 H	Fresno St.		3 0		
7 A	Southern Cal i forni a		0 3							95 A	Washi ngton St.		2 3							
7 H	Southern Cal i forni a		0 3							95 H	Washi ngton St.		0 3							
8 A	Washi ngton		0 3																	
8 H	Washi ngton		0 3																	
9 A	Wi sconsi n		0 3																	
13 N	Okl ahoma		0 3																	
15 A	Cal i forni a		0 3																	
15 H	Cal i forni a		0 3																	
18 N	Cal Poly		1 3																	
					LAST 10 DIVISION I GAMES															
7 A Southern Cal i forni a					0 3		32 A Ari zona St.					1 3		95 H Washi ngton St.					0 3	
2 A UCLA					0 3		8 H Washi ngton					0 3		42 H Oregon					0 3	
3 H Stanford					0 3		15 A Cal i forni a					0 3		15 A Cal i forni a					0 3	
15 H Cal i forni a					0 3		80 A Ari zona					0 3								

Non-Di v. I Games

Oregon St.

Average RPI	W n 194	WON-LOST	WINNING	LAST 10	OPPONENT	OPP.	STRENGTH	TEAM	ADJ	CONF.	ADJ	CONF.
Loss 89	RECORD	PCT. RANK	GAMES	SUCCESS	OF SCHEDULE	RPI	RPI	RPI	RPI			
DIV. I ONLY	15- 15	153	3- 7	164	98	151	147	11	10			
DIV. I NON-CONF	6- 7	177	0- 1	167	98	165	154	10	9			
<hr/>												
TOTALS		RPI 1-25	RPI 26-50	W-L RECORDS		RPI 51-100		RPI 101-150		RPI 150+		
15- 15	0- 2		1- 3	OVERALL		0- 3		2- 5		12- 2		
11- 3	0- 1		1- 1	HOME		0- 0		2- 1		8- 0		
3- 9	0- 1		0- 2	AWAY		0- 2		0- 2		3- 2		
1- 3	0- 0		0- 0	NEUTRAL		0- 1		0- 2		1- 0		
<hr/>												
6- 7	0- 0		0- 2	NON-CONFERENCE		0- 3		0- 2		6- 0		
4- 1	0- 0		0- 1	HOME		0- 0		0- 0		4- 0		
1- 3	0- 0		0- 1	AWAY		0- 2		0- 0		1- 0		
1- 3	0- 0		0- 0	NEUTRAL		0- 1		0- 2		1- 0		
<hr/>												
9- 8	0- 2		1- 1	CONFERENCE		0- 0		2- 3		6- 2		
7- 2	0- 1		1- 0	HOME		0- 0		2- 1		4- 0		
2- 6	0- 1		0- 1	AWAY		0- 0		0- 2		2- 2		
0- 0	0- 0		0- 0	NEUTRAL		0- 0		0- 0		0- 0		
<hr/>												
RPI S	Opponent	Score	RPI S	Opponent	Score	RPI S	Opponent	Score	RPI S	Opponent	Score	
11 A	Hawai i	0 3	31 A	New Mexico St.	0 3	57 N	Creighton	0 3	114 A	San Jose St.	0 3	
11 H	Hawai i	0 3	31 H	New Mexico St.	3 2	63 A	UNLV	0 3	114 H	San Jose St.	3 1	
			37 A	Brigham Young	0 3	70 A	Loyola Marymount	0 3	114 H	San Jose St.	1 3	
			40 H	Sacramento St.	1 3				124 N	UC I rvi ne	1 3	
									145 N	SMU	2 3	
									150 A	Idaho	0 3	
									150 H	Idaho	3 2	
									172 H	Portl and	3 0	
									181 A	Boi se St.	1 3	
									181 H	Boi se St.	3 2	
									185 H	Paci fi c	3 0	
									192 A	Utah St.	2 3	
									192 H	Utah St.	3 0	
									193 N	Fla. Atlanti c	3 0	
									205 H	Montana	3 1	
									223 A	Fresno St.	3 2	
									223 H	Fresno St.	3 2	
									238 A	Montana St.	3 1	
									253 H	Tex. -Pan Ameri can	3 0	
									275 A	Loui si ana Tech	3 1	
									275 H	Loui si ana Tech	3 0	
<hr/>												
LAST 10 DIVISION I GAMES												
			114 H	San Jose St.	1 3	223H	Fresno St.	3 2				
			181 A	Boi se St.	1 3	11 H	Hawai i	0 3				
			150 A	Idaho	0 3	275A	Loui si ana Tech	3 1				
			192 A	Utah St.	2 3	31 A	New Mexi co St.	0 3				
			37 A	Brigham Young	0 3	150H	Idaho	3 2				

Non-Di v. I Games

Nevada

Average RPI	W n 245	WON-LOST	WI NNING	LAST 10	OPPONENT	OPP. STRENGTH	TEAM	ADJ	CONF.	ADJ
Average RPI	Loss111	RECORD	PCT. RANK	GAMES	SUCCESS	OF SCHEDULE	RPI	RPI	RPI	CONF. RPI
DIV. I ONLY		22- 13	89	8- 2	194	235	133	148	27	28
DIV. I NON-CONF		4- 10	252	0- 1	105	62	198	206	29	28
<hr/>										
TOTALS		RPI 1-25	RPI 26-50		W-L RECORDS		RPI 51-100		RPI 101-150 RPI 150+	
22- 13		0- 1	0- 1		OVERALL		1- 6		0- 1 21- 4	
9- 2		0- 0	0- 0		HOME		0- 1		0- 0 9- 1	
8- 5		0- 0	0- 0		AWAY		0- 2		0- 1 8- 2	
5- 6		0- 1	0- 1		NEUTRAL		1- 3		0- 0 4- 1	
4- 10		0- 1	0- 1		NON-CONFERENCE		0- 4		0- 1 4- 3	
1- 1		0- 0	0- 0		HOME		0- 0		0- 0 1- 1	
2- 3		0- 0	0- 0		AWAY		0- 1		0- 1 2- 1	
1- 6		0- 1	0- 1		NEUTRAL		0- 3		0- 0 1- 1	
18- 3		0- 0	0- 0		CONFERENCE		1- 2		0- 0 17- 1	
8- 1		0- 0	0- 0		HOME		0- 1		0- 0 8- 0	
6- 2		0- 0	0- 0		AWAY		0- 1		0- 0 6- 1	
4- 0		0- 0	0- 0		NEUTRAL		1- 0		0- 0 3- 0	
<hr/>										
RPI S	Opponent	Score	RPI S	Opponent	Score	RPI S	Opponent	Score	RPI S	Opponent
4 N	Minnesota	0 3	47 N	Kentucky	0 3	54 N	Princeton	1 3	120 A	Albany (N.Y.)
						66 N	San Francisco	0 3	165 A	Canisius
						67 N	Yale	0 3	165 H	Canisius
						76 A	Fairfield	0 3	165 N	Canisius
						76 H	Fairfield	1 3	174 N	Northern Colo.
						76 N	Fairfield	3 2	203 A	Syracuse
						80 A	Arizona	0 3	203 H	Syracuse
									211 H	Binghamton
									214 N	New Hampshire
									216 A	Stony Brook
									227 A	Colgate
									259 A	Manhattan
									259 H	Manhattan
									261 A	Marist
									261 H	Marist
									270 A	Iona
									270 H	Iona
									287 A	St. Peter's
									287 H	St. Peter's
									287 N	St. Peter's
									293 H	Loyola (Md.)
									293 N	Loyola (Md.)
									294 A	Rider
									294 H	Rider
									305 A	Niagara
									305 H	Niagara
<hr/>										
LAST 10 DIVISION I GAMES										
4 N	Minnesota	0 3	261 H	Marist	3 0	305 A	Niagara	3 0		
76 N	Fairfield	3 2	165 A	Canisius	3 2	76 A	Fairfield	0 3		
165 N	Canisius	3 0	305 A	Niagara	3 0	287 A	St. Peter's	3 0		
287 N	St. Peter's	3 0								
270 H	Iona	3 0								

Non-Div. I Games

Si ena

Average RPI	W n 184	WON-LOST	WINNING	LAST 10	OPPONENT	OPP.	STRENGTH	TEAM	ADJ	CONF.	ADJ	CONF.
Average RPI	Loss84	RECORD	PCT. RANK	GAMES	SUCCESS	OF	SCHEDULE	RPI	RPI	RPI	RPI	RPI
DIV. I ONLY		17- 12	114	4- 6	239		78	148	149	7	7	
DIV. I NON-CONF		11- 4	65	0- 2	273		124	136	141	7	6	

TOTALS	RPI 1-25		RPI 26-50		W-L RECORDS		RPI 51-100			RPI 101-150		RPI 150+
17- 12	0- 3		0- 2		OVERALL		2- 4			2- 1		13- 2
10- 4	0- 1		0- 1		HOME		2- 1			2- 0		6- 1
3- 8	0- 2		0- 1		AWAY		0- 3			0- 1		3- 1
4- 0	0- 0		0- 0		NEUTRAL		0- 0			0- 0		4- 0
11- 4	0- 1		0- 0		NON-CONFERENCE		1- 1			1- 0		9- 2
6- 1	0- 0		0- 0		HOME		1- 0			1- 0		4- 1
1- 3	0- 1		0- 0		AWAY		0- 1			0- 0		1- 1
4- 0	0- 0		0- 0		NEUTRAL		0- 0			0- 0		4- 0
6- 8	0- 2		0- 2		CONFERENCE		1- 3			1- 1		4- 0
4- 3	0- 1		0- 1		HOME		1- 1			1- 0		2- 0
2- 5	0- 1		0- 1		AWAY		0- 2			0- 1		2- 0
0- 0	0- 0		0- 0		NEUTRAL		0- 0			0- 0		0- 0
RPI S Opponent	Score		RPI S Opponent	Score		RPI S Opponent	Score		RPI S Opponent	Score		
12 A San Di ego	0 3		27 A Long Beach St.	0 3		53 A UC Santa Barb.	0 3		124 A UC Irvine	0 3		
18 A Cal Poly	0 3		27 H Long Beach St.	0 3		53 H UC Santa Barb.	3 2		124 H UC Irvine	3 0		
18 H Cal Poly	1 3					70 A Loyola Marymount	0 3		129 H San Di ego St.	3 1		
						89 H Col. of Charleston	3 1		164 N Villanova	3 2		
						98 A Cal St.	1 3		175 H Penn	3 1		
						Northridge			176 A New Mexi co	3 0		
						98 H Cal St.	2 3		185 A Paci fi c	3 1		
						Northridge			185 H Paci fi c	3 0		
									200 N Dartmouth	3 0		
									204 H Weber St.	3 1		
									211 H Bi nghamton	3 0		
									212 N UTEP	3 0		
									213 H Lipscomb	3 0		
									229 A UC Davi s	2 3		
									229 H UC Davi s	1 3		
									246 A UC Ri versi de	3 0		
									246 H UC Ri versi de	3 0		
									311 N Al abama St.	3 0		

LAST 10 DIVISION I GAMES												
12 A San Di ego	0 3		18 H Cal Poly	1 3								
246 A UC Ri versi de	3 0		185H Paci fi c	3 0								
27 A Long Beach St.	0 3		229A UC Davi s	2 3								
124 A UC Irvine	0 3		124H UC Irvine	3 0								
53 H UC Santa Barb.	3 2		27 H Long Beach St.	0 3								

Non-Div. I Games

Cal St. Fullerton

Average RPI			Win 191	WON-LOST	WINNING	LAST 10	OPPONENT		OPP.	STRENGTH	TEAM	ADJ	CONF.	ADJ	CONF.				
Average RPI			Loss 73	RECORD	PCT. RANK	GAMES	SUCCESS		OF	SCHEDULE	RPI	RPI	RPI	RPI					
DIV. I ONLY				12- 18	207	5- 5	77			72	152	150	11	10					
DIV. I NON-CONF				1- 11	302	0- 0	75			25	239	229	10	9					
TOTALS			RPI 1-25		RPI 26-50	W-L RECORDS		RPI 51-100				RPI 101-150			RPI 150+				
12- 18			0- 3		0- 7	OVERALL		1- 2				2- 4			9- 2				
7- 2			0- 1		0- 1	HOME		1- 0				2- 0			4- 0				
4- 10			0- 2		0- 3	AWAY		0- 1				0- 3			4- 1				
1- 6			0- 0		0- 3	NEUTRAL		0- 1				0- 1			1- 1				
1- 11			0- 1		0- 4	NON-CONFERENCE		1- 2				0- 2			0- 2				
1- 0			0- 0		0- 0	HOME		1- 0				0- 0			0- 0				
0- 6			0- 1		0- 2	AWAY		0- 1				0- 1			0- 1				
0- 5			0- 0		0- 2	NEUTRAL		0- 1				0- 1			0- 1				
11- 7			0- 2		0- 3	CONFERENCE		0- 0				2- 2			9- 0				
6- 2			0- 1		0- 1	HOME		0- 0				2- 0			4- 0				
4- 4			0- 1		0- 1	AWAY		0- 0				0- 2			4- 0				
1- 1			0- 0		0- 1	NEUTRAL		0- 0				0- 0			1- 0				
RPI S	Opponent		Score		RPI S	Opponent		Score		RPI S	Opponent		Score		RPI S	Opponent		Score	
11 A	Hawai i		1 3		27 A	Long Beach St.		0 3		72 N	St. Mary' s (Cal.)		0 3		114 A	San Jose St.		0 3	
11 H	Hawai i		1 3		30 N	Mi ssouri		0 3		95 A	Washi ngton St.		1 3		114 H	San Jose St.		3 1	
13 A	Okl ahoma		0 3		31 A	New Mexi co St.		0 3		95 H	Washi ngton St.		3 0		139 N	North Carol i na		0 3	
					31 H	New Mexi co St.		0 3						141 A	Eastern Wash.		1 3		
					31 N	New Mexi co St.		0 3						147 A	Nevada		2 3		
					46 N	Arkansas		1 3						147 H	Nevada		3 0		
					49 A	Notre Dame		1 3						159 N	Val parai so		2 3		
														160 A	Gonzaga		2 3		
														181 A	Boi se St.		3 2		
														181 H	Boi se St.		3 1		
														192 A	Utah St.		3 1		
														192 H	Utah St.		3 1		
														192 N	Utah St.		3 1		
														223 A	Fresno St.		3 1		
														223 H	Fresno St.		3 0		
														275 A	Loui si ana Tech		3 1		
														275 H	Loui si ana Tech		3 0		
LAST 10 DIVISION I GAMES																			
					31 N	New Mexi co St.		0 3		114A	San Jose St.		0 3						
					192 N	Utah St.		3 1		223A	Fresno St.		3 1						
					192 H	Utah St.		3 1		31 H	New Mexi co St.		0 3						
					11 H	Hawai i		1 3		275H	Loui si ana Tech		3 0						
					147 H	Nevada		3 0		11 A	Hawai i		1 3						

Non-Div. I Games

Idaho

Average RPI	W n 204	WON-LOST	WINNING	LAST 10	OPPONENT	OPP.	STRENGTH	TEAM	ADJ	CONF.	ADJ	CONF.
Average RPI	Loss 98	RECORD	PCT. RANK	GAMES	SUCCESS	OF	SCHEDULE	RPI	RPI	RPI	RPI	RPI
DIV. I ONLY		16- 18	165	5- 5	93		198	149	152	20	18	
DIV. I NON-CONF		6- 9	201	0- 1	95		147	163	166	20	20	
TOTALS	RPI 1-25		RPI 26-50	W-L RECORDS		RPI 51-100			RPI 101-150		RPI 150+	
16- 18	0- 0		0- 4	OVERALL		1- 5			4- 6		11- 3	
6- 4	0- 0		0- 1	HOME		0- 1			1- 2		5- 0	
4- 10	0- 0		0- 1	AWAY		1- 4			1- 3		2- 2	
6- 4	0- 0		0- 2	NEUTRAL		0- 0			2- 1		4- 1	
6- 9	0- 0		0- 4	NON-CONFERENCE		1- 2			0- 1		5- 2	
1- 1	0- 0		0- 1	HOME		0- 0			0- 0		1- 0	
1- 4	0- 0		0- 1	AWAY		1- 2			0- 0		0- 1	
4- 4	0- 0		0- 2	NEUTRAL		0- 0			0- 1		4- 1	
10- 9	0- 0		0- 0	CONFERENCE		0- 3			4- 5		6- 1	
5- 3	0- 0		0- 0	HOME		0- 1			1- 2		4- 0	
3- 6	0- 0		0- 0	AWAY		0- 2			1- 3		2- 1	
2- 0	0- 0		0- 0	NEUTRAL		0- 0			2- 0		0- 0	
RPI S	Opponent	Score	RPI S	Opponent	Score	RPI S	Opponent	Score	RPI S	Opponent	Score	
			40 N	Sacramento St.	0 3	51 A	St. Louis	0 3	113 N	Pittsburgh	0 3	
			41 H	Missouri St.	0 3	55 A	Jacksonville St.	1 3	116 A	Eastern Ky.	3 0	
			43 N	Stephen F. Austin	0 3	55 A	Jacksonville St.	0 3	117 A	Morehead St.	1 3	
			46 A	Arkansas	0 3	55 H	Jacksonville St.	0 3	121 A	Murray St.	2 3	
						59 A	Mississippi	0 3	121 H	Murray St.	1 3	
						82 A	Memphis	3 0	121 N	Murray St.	3 2	
									128 H	Tennessee St.	1 3	
									128 N	Tennessee St.	3 0	
									136 A	Tennessee Tech	1 3	
									136 H	Tennessee Tech	3 1	
									183 A	Tenn. -Martin	1 3	
									183 H	Tenn. -Martin	3 0	
									198 A	Southern Ill.	0 3	
									202 N	Ark. -Little Rock	1 3	
									202 N	Ark. -Little Rock	3 2	
									213 N	Lipscomb	3 1	
									228 H	Bradley	3 1	
									239 A	Eastern Ill.	3 1	
									239 H	Eastern Ill.	3 1	
									264 H	Austin Peay	3 0	
									274 N	Western Caro.	3 0	
									275 N	Louisiana Tech	3 1	
									278 A	Samford	3 0	
									278 H	Samford	3 1	
			LAST 10 DIVISION I GAMES									
			55 A	Jacksonville St.	0 3	136 A	Tennessee Tech	1 3				
			128 N	Tennessee St.	3 0	239 A	Eastern Ill.	3 1				
			121 N	Murray St.	3 2	264 H	Austin Peay	3 0				
			55 A	Jacksonville St.	1 3	128 H	Tennessee St.	1 3				
			278 A	Samford	3 0	51 A	St. Louis	0 3				

Non-Div. I Games

Southeast Mo. St.

Average	RPI	Win 219	WON-LOST	WINNING	LAST 10		OPPONENT	OPP.	STRENGTH	TEAM	ADJ	CONF.	ADJ	CONF.					
Average	RPI	Loss119	RECORD	PCT.	RANK	GAMES	SUCCESS	OF	SCHEDULE	RPI	RPI	RPI	RPI	RPI					
DIV. I ONLY			18- 14		130	8- 2	156		230	143	153	26	24						
DIV. I NON-CONF			9- 11		187	0- 1	130		187	164	177	24	25						

TOTALS		RPI	1-25		RPI	26-50		W-L RECORDS		RPI	51-100		RPI	101-150		RPI	150+		
18- 14		0- 0		0- 0		OVERALL		1- 7		2- 4		15- 3							
8- 3		0- 0		0- 0		HOME		1- 1		1- 0		6- 2							
6- 6		0- 0		0- 0		AWAY		0- 3		0- 2		6- 1							
4- 5		0- 0		0- 0		NEUTRAL		0- 3		1- 2		3- 0							
9- 11		0- 0		0- 0		NON-CONFERENCE		1- 6		2- 2		6- 3							
3- 3		0- 0		0- 0		HOME		1- 1		1- 0		1- 2							
2- 4		0- 0		0- 0		AWAY		0- 2		0- 1		2- 1							
4- 4		0- 0		0- 0		NEUTRAL		0- 3		1- 1		3- 0							
9- 3		0- 0		0- 0		CONFERENCE		0- 1		0- 2		9- 0							
5- 0		0- 0		0- 0		HOME		0- 0		0- 0		5- 0							
4- 2		0- 0		0- 0		AWAY		0- 1		0- 1		4- 0							
0- 1		0- 0		0- 0		NEUTRAL		0- 0		0- 1		0- 0							
RPI	S	Opponent	Score	RPI	S	Opponent	Score	RPI	S	Opponent	Score	RPI	S	Opponent	Score	RPI	S	Opponent	Score
							61 N	Xavi er	1	3		102 A	East Tenn. St.	1	3				
							72 N	St. Mary' s (Cal .)	0	3		102 N	East Tenn. St.	0	3				
							73 N	Tul sa	0	3		118 N	South Dakota St.	0	3				
							77 A	Fl ori da A&M	0	3		119 N	East Caro.	3	0				
							77 H	Fl ori da A&M	2	3		121 H	Murray St.	3	1				
							79 A	Bel mont	1	3		137 A	Charlotte	1	3				
							88 H	Appal achi an St.	3	1		173 H	South Fla.	2	3				
							90 A	I PFW	0	3		175 N	Penn	3	0				
												186 A	Jacksonville	3	1				
												186 H	Jacksonville	3	1				
												213 A	Lipscomb	3	0				
												215 H	Idaho St.	3	0				
												219 H	Gardner-Webb	3	0				
												220 H	UCF	1	3				
												245 A	Troy	3	1				
												253 N	Tex. -Pan Ameri can	3	1				
												257 H	Mercer	3	0				
												269 A	Stetson	3	1				
												269 H	Stetson	3	1				
												273 A	Bethune-Cookman	3	1				
												273 N	Bethune-Cookman	3	0				
												281 H	Campbel l	3	1				
												289 A	Coastal Caro.	2	3				
												308 A	Kennesaw St.	3	0				
				LAST 10 DIVISION I GAMES															
							269 A	Stetson	3	1		219H	Gardner-Webb	3	0				
							186 A	Jacksonvi l l e	3	1		77 A	Fl ori da A&M	0	3				
							213 A	Lipscomb	3	0		269H	Stetson	3	1				
							79 A	Bel mont	1	3		257H	Mercer	3	0				
							281 H	Campbel l	3	1		186H	Jacksonvi l l e	3	1				

Non-Di v.	I	Games	Fl a.	Gul f	Coast	1	3
-----------	---	-------	-------	-------	-------	---	---

North Fla.

Average RPI	W n 186	WON-LOST	WINNING	LAST 10	OPPONENT	OPP.	STRENGTH	TEAM	ADJ	CONF.	ADJ	CONF.
Average RPI	Loss59	RECORD	PCT. RANK	GAMES	SUCCESS	OF	SCHEDULE	RPI	RPI	RPI	RPI	RPI
DIV. I ONLY		13- 18	192	1- 9	147		47	168	154	5	4	
DIV. I NON-CONF		8- 3	68	0- 0	300		177	169	160	4	4	
TOTALS	RPI 1-25		RPI 26-50	W-L RECORDS		RPI 51-100			RPI 101-150		RPI 150+	
13- 18	0- 5		2- 5	OVERALL		1- 5			2- 2		8- 1	
6- 8	0- 3		2- 2	HOME		1- 2			2- 0		1- 1	
3- 10	0- 2		0- 3	AWAY		0- 3			0- 2		3- 0	
4- 0	0- 0		0- 0	NEUTRAL		0- 0			0- 0		4- 0	
8- 3	0- 1		0- 1	NON-CONFERENCE		0- 0			1- 1		7- 0	
2- 2	0- 1		0- 1	HOME		0- 0			1- 0		1- 0	
2- 1	0- 0		0- 0	AWAY		0- 0			0- 1		2- 0	
4- 0	0- 0		0- 0	NEUTRAL		0- 0			0- 0		4- 0	
5- 15	0- 4		2- 4	CONFERENCE		1- 5			1- 1		1- 1	
4- 6	0- 2		2- 1	HOME		1- 2			1- 0		0- 1	
1- 9	0- 2		0- 3	AWAY		0- 3			0- 1		1- 0	
0- 0	0- 0		0- 0	NEUTRAL		0- 0			0- 0		0- 0	
RPI S Opponent	Score		RPI S Opponent	Score		RPI S Opponent	Score		RPI S Opponent	Score		
10 A Florida	0		32 H Arizona St.	1		59 A Mississippi	1		107 A Mississippi St.	0		
10 H Florida	1		46 A Arkansas	1		59 H Mississippi	2		107 H Mississippi St.	3 2		
14 H Purdue	0		46 H Arkansas	3 2		65 A Alabama	1		125 H Virginia Tech	3 2		
17 A LSU	2		47 A Kentucky	2		65 H Alabama	3 0		145 A SMU	2		
17 H LSU	0		47 H Kentucky	3 2		84 A South Carolina	2		168 A Georgia	3 2		
			48 A Tennessee	1		84 H South Carolina	2		168 H Georgia	1		
			48 H Tennessee	1					180 H Georgia St.	3 0		
									209 N Prairie View	3 0		
									278 N Samford	3 1		
									283 A South Ala.	3 0		
									284 N La. -Monroe	3 0		
									308 A Kennesaw St.	3 0		
									314 N Southeastern La.	3 0		
LAST 10 DIVISION I GAMES												
48 A Tennessee	1		46 A Arkansas	1								
47 A Kentucky	2		65 A Alabama	1								
59 H Mississippi	2		10 H Florida	1								
107 H Mississippi St.	3 2		84 H South Carolina	2								
17 A LSU	2		168 H Georgia	1								

Non-Div. I Games

Auburn

Average RPI Win 165 Average RPI Loss100			WON-LOST RECORD		WINNING PCT. RANK		LAST 10 GAMES		OPPONENT OPP. STRENGTH SUCCESS OF SCHEDULE		TEAM RPI	ADJ RPI	CONF. RPI	ADJ CONF. RPI					
DIV. I ONLY			13- 18		192		3- 7		94		92	157	155	8	8				
DIV. I NON-CONF			7- 2		42		0- 0		49		97	29	30	8	7				
TOTALS			RPI 1-25		RPI 26-50		W-L RECORDS		RPI 51-100		RPI 101-150		RPI 150+						
13- 18			0- 2		0- 2		OVERALL		2- 4		5- 7		6- 3						
7- 7			0- 1		0- 1		HOME		2- 2		3- 2		2- 1						
3- 10			0- 0		0- 1		AWAY		0- 2		0- 5		3- 2						
3- 1			0- 1		0- 0		NEUTRAL		0- 0		2- 0		1- 0						
7- 2			0- 2		0- 0		NON-CONFERENCE		2- 0		2- 0		3- 0						
2- 1			0- 1		0- 0		HOME		2- 0		0- 0		0- 0						
2- 0			0- 0		0- 0		AWAY		0- 0		0- 0		2- 0						
3- 1			0- 1		0- 0		NEUTRAL		0- 0		2- 0		1- 0						
6- 16			0- 0		0- 2		CONFERENCE		0- 4		3- 7		3- 3						
5- 6			0- 0		0- 1		HOME		0- 2		3- 2		2- 1						
1- 10			0- 0		0- 1		AWAY		0- 2		0- 5		1- 2						
0- 0			0- 0		0- 0		NEUTRAL		0- 0		0- 0		0- 0						
RPI S	Opponent		Score		RPI S	Opponent		Score		RPI S	Opponent		Score		RPI S	Opponent		Score	
2 H	UCLA		0 3		29 A	Duke		0 3		60 H	Florida Int'l		3 2		103 A	Florida St.		0 3	
23 N	Ohio		1 3		29 H	Duke		1 3		69 A	Virginia		0 3		103 H	Florida St.		3 2	
										69 H	Virginia		0 3		109 A	Georgia Tech		2 3	
										83 A	Clemson		2 3		109 H	Georgia Tech		3 2	
										83 H	Clemson		0 3		115 N	Marshall		3 1	
										100 H	Long Island		3 1		120 N	Albany (N.Y.)		3 0	
															125 A	Virginia Tech		2 3	
															125 H	Virginia Tech		1 3	
															139 A	North Carolina		0 3	
															139 H	North Carolina		3 2	
															142 A	Wake Forest		2 3	
															142 H	Wake Forest		1 3	
															156 A	Indiana		3 2	
															169 A	Boston College		0 3	
															169 H	Boston College		0 3	
															182 A	Miami (Fla.)		0 3	
															182 H	Miami (Fla.)		3 0	
															216 A	Stony Brook		3 2	
															265 A	North Carolina St.		3 2	
															265 H	North Carolina St.		3 0	
															316 N	Chicago St.		3 0	
LAST 10 DIVISION I GAMES																			
139 H North Carolina					3 2					29 H Duke					1 3				
265 H North Carolina St.					3 0					169H Boston College					0 3				
109 A Georgia Tech					2 3					125A Virginia Tech					2 3				
83 A Clemson					2 3					69 A Virginia					0 3				
142 H Wake Forest					1 3					103H Florida St.					3 2				

Non-Div. I Games

Maryland

Average RPI	W n 203	WON-LOST	WINNING	LAST 10	OPPONENT	OPP.	STRENGTH	TEAM	ADJ	CONF.	ADJ	CONF.
Average RPI	Loss 96	RECORD	PCT. RANK	GAMES	SUCCESS	OF	SCHEDULE	RPI	RPI	RPI	RPI	RPI
DIV. I ONLY		13- 17	186	7- 3	104		126	159	157	15		15
DIV. I NON-CONF		6- 6	155	1- 0	137		112	141	135	15		14
<hr/>												
TOTALS	RPI 1-25		RPI 26-50		W-L RECORDS		RPI 51-100			RPI 101-150		RPI 150+
13- 17	0- 2		0- 3		OVERALL		1- 5			0- 4		12- 3
5- 5	0- 0		0- 0		HOME		0- 3			0- 2		5- 0
5- 7	0- 1		0- 1		AWAY		1- 1			0- 1		4- 3
3- 5	0- 1		0- 2		NEUTRAL		0- 1			0- 1		3- 0
6- 6	0- 0		0- 3		NON-CONFERENCE		1- 2			0- 1		5- 0
0- 1	0- 0		0- 0		HOME		0- 1			0- 0		0- 0
3- 1	0- 0		0- 1		AWAY		1- 0			0- 0		2- 0
3- 4	0- 0		0- 2		NEUTRAL		0- 1			0- 1		3- 0
7- 11	0- 2		0- 0		CONFERENCE		0- 3			0- 3		7- 3
5- 4	0- 0		0- 0		HOME		0- 2			0- 2		5- 0
2- 6	0- 1		0- 0		AWAY		0- 1			0- 1		2- 3
0- 1	0- 1		0- 0		NEUTRAL		0- 0			0- 0		0- 0
RPI S Opponent	Score		RPI S Opponent	Score		RPI S Opponent	Score		RPI S Opponent	Score		
23 A Ohio	0 3		31 N New Mexico St.	0 3		64 H Bowling Green	0 3		101 N Iowa	1 3		
23 N Ohio	2 3		38 A Michigan St.	0 3		89 A Col. of	3 1		130 A Western Mich.	0 3		
			40 N Sacramento St.	0 3		Charleston			130 H Western Mich.	2 3		
						90 H IPFW	0 3		144 H Miami (Ohio)	0 3		
						92 A Northern Ill.	2 3		164 N Villanova	3 0		
						92 H Northern Ill.	1 3		170 A Ball St.	0 3		
						99 N Texas Tech	2 3		170 H Ball St.	3 0		
									171 A Toledo	1 3		
									171 H Toledo	3 0		
									182 N Miami (Fla.)	3 0		
									187 A Central Mich.	0 3		
									187 H Central Mich.	3 2		
									212 A UTEP	3 2		
									217 A Buffalo	3 1		
									221 H Kent St.	3 0		
									221 H Kent St.	3 1		
									237 N Columbi a	3 1		
									255 A Akron	3 0		
									307 A Oakland	3 0		
<hr/>												
LAST 10 DIVISION I GAMES												
23 N Ohio	2 3		187H Central Mich.	3 2								
221 H Kent St.	3 1		255A Akron	3 0								
171 A Toledo	1 3		217A Buffalo	3 1								
170 A Ball St.	0 3		307A Oakland	3 0								
221 H Kent St.	3 0		170H Ball St.	3 0								

Non-Div. I Games

Eastern Mich.

Average RPI Win 260 Average RPI Loss147				WON-LOST RECORD		WINNING PCT. RANK		LAST 10 GAMES		OPPONENT OPP. STRENGTH SUCCESS OF SCHEDULE		TEAM RPI	ADJ RPI	CONF. RPI	ADJ CONF. RPI		
DIV. I ONLY				21- 8		51		6- 4		293		254	155	158	24	26	
DIV. I NON-CONF				10- 4		75		0- 1		306		252	196	199	26	27	
TOTALS		RPI 1-25		RPI 26-50		W-L RECORDS		RPI 51-100		RPI 101-150		RPI 150+					
21- 8		0- 0		0- 0		OVERALL		0- 3		0- 1		21- 4					
12- 2		0- 0		0- 0		HOME		0- 1		0- 1		12- 0					
7- 3		0- 0		0- 0		AWAY		0- 2		0- 0		7- 1					
2- 3		0- 0		0- 0		NEUTRAL		0- 0		0- 0		2- 3					
10- 4		0- 0		0- 0		NON-CONFERENCE		0- 1		0- 1		10- 2					
6- 1		0- 0		0- 0		HOME		0- 0		0- 1		6- 0					
2- 1		0- 0		0- 0		AWAY		0- 1		0- 0		2- 0					
2- 2		0- 0		0- 0		NEUTRAL		0- 0		0- 0		2- 2					
11- 4		0- 0		0- 0		CONFERENCE		0- 2		0- 0		11- 2					
6- 1		0- 0		0- 0		HOME		0- 1		0- 0		6- 0					
5- 2		0- 0		0- 0		AWAY		0- 1		0- 0		5- 1					
0- 1		0- 0		0- 0		NEUTRAL		0- 0		0- 0		0- 1					
RPI S	Opponent	Score		RPI S	Opponent	Score		RPI S	Opponent	Score		RPI S	Opponent	Score			
								71 A	Ameri can	1	3	138 H	Temple	2	3		
								71 H	Ameri can	0	3	167 A	Bucknel I	2	3		
								100 A	Long Island	0	3	167 H	Bucknel I	3	0		
												167 N	Bucknel I	1	3		
												197 N	Evansville	3	2		
												210 A	Lafayette	3	1		
												210 H	Lafayette	3	1		
												217 N	Buffalo	0	3		
												222 H	Liberty	3	2		
												227 A	Colgate	3	0		
												227 H	Colgate	3	0		
												244 N	Rhode Island	1	3		
												261 H	Mari st	3	0		
												271 H	Radford	3	0		
												272 A	Butler	3	1		
												280 A	Navy	3	0		
												280 H	Navy	3	0		
												282 A	NJIT	3	0		
												282 H	NJIT	3	0		
												287 H	St. Peter's	3	0		
												291 A	Lehi gh	3	1		
												291 H	Lehi gh	3	0		
												300 A	Hol y Cross	3	0		
												300 H	Hol y Cross	3	0		
												301 H	Ci tadel	3	0		
												308 N	Kennesaw St.	3	0		
LAST 10 DIVISION I GAMES																	
								167 N	Bucknel I	1	3	71 H	Ameri can	0	3		
								210 A	Lafayette	3	1	227 A	Colgate	3	0		
								291 A	Lehi gh	3	1	167 A	Bucknel I	2	3		
								300 H	Hol y Cross	3	0	138 H	Temple	2	3		
								280 H	Navy	3	0	291 H	Lehi gh	3	0		

Army

Non-Div. I Games

Army

Average RPI	W n 248	WON-LOST	WINNING	LAST 10	OPPONENT	OPP.	STRENGTH	TEAM	ADJ	CONF.	ADJ	CONF.
Average RPI	Loss 79	RECORD	PCT. RANK	GAMES	SUCCESS	OF	SCHEDULE	RPI	RPI	RPI	RPI	RPI
DIV. I ONLY		23- 12	81	7- 3	281		226	165	159	28	27	
DIV. I NON-CONF		13- 8	110	3- 1	256		149	160	152	27	26	
TOTALS	RPI 1-25		RPI 26-50	W-L RECORDS		RPI 51-100			RPI 101-150		RPI 150+	
23- 12	0- 0		0- 5	OVERALL		1- 5			2- 1		20- 1	
7- 3	0- 0		0- 0	HOME		0- 3			0- 0		7- 0	
9- 6	0- 0		0- 3	AWAY		0- 2			1- 0		8- 1	
7- 3	0- 0		0- 2	NEUTRAL		1- 0			1- 1		5- 0	
13- 8	0- 0		0- 5	NON-CONFERENCE		1- 2			2- 1		10- 0	
2- 2	0- 0		0- 0	HOME		0- 2			0- 0		2- 0	
5- 3	0- 0		0- 3	AWAY		0- 0			1- 0		4- 0	
6- 3	0- 0		0- 2	NEUTRAL		1- 0			1- 1		4- 0	
10- 4	0- 0		0- 0	CONFERENCE		0- 3			0- 0		10- 1	
5- 1	0- 0		0- 0	HOME		0- 1			0- 0		5- 0	
4- 3	0- 0		0- 0	AWAY		0- 2			0- 0		4- 1	
1- 0	0- 0		0- 0	NEUTRAL		0- 0			0- 0		1- 0	
RPI S	Opponent	Score	RPI S	Opponent	Score	RPI S	Opponent	Score	RPI S	Opponent	Score	
			28 A	Iowa St.	0 3	76 N	Fairfield	3 0	118 N	South Dakota St.	0 3	
			30 N	Missouri	1 3	80 A	Oral Roberts	0 3	144 A	Miami (Ohio)	3 1	
			39 N	Santa Clara	0 3	80 A	Oral Roberts	2 3	150 N	Idaho	3 2	
			41 A	Missouri St.	0 3	80 H	Oral Roberts	2 3	179 A	Ill. -Chicago	3 1	
			49 A	Notre Dame	1 3	85 H	Illinois St.	2 3	189 N	Loyola (Ill.)	3 2	
						90 H	IPFW	0 3	232 A	Western Ill.	2 3	
									232 H	Western Ill.	3 1	
									232 N	Western Ill.	3 2	
									234 A	Drake	3 0	
									240 A	IUPUI	3 0	
									240 H	IUPUI	3 0	
									266 A	UMKC	3 0	
									266 H	UMKC	3 0	
									274 A	Western Caro.	3 0	
									276 H	DePaul	3 1	
									276 N	DePaul	3 0	
									288 N	High Point	3 0	
									292 A	Centenary (La.)	3 1	
									292 H	Centenary (La.)	3 0	
									307 A	Oakland	3 0	
									307 H	Oakland	3 0	
									308 N	Kennesaw St.	3 0	
									316 A	Chicago St.	3 0	
									316 H	Chicago St.	3 0	
			LAST 10 DIVISION I GAMES			316 A	Chicago St.	3 0				
			144 A	Miami (Ohio)	3 1	232 H	Western Ill.	3 1				
			76 N	Fairfield	3 0	266 H	UMKC	3 0				
			80 A	Oral Roberts	2 3	41 A	Missouri St.	0 3				
			232 N	Western Ill.	3 2	80 A	Oral Roberts	0 3				
			240 A	IUPUI	3 0							

Non-Div. I Games

Valparaiso

Average RPI Win 145 Average RPI Loss 79				WON-LOST RECORD		WINNING PCT. RANK		LAST 10 GAMES		OPPONENT OPP. STRENGTH SUCCESS OF SCHEDULE		TEAM RPI		ADJ RPI		CONF. RPI		ADJ CONF. RPI					
DIV. I ONLY				9- 20		244		4- 6		52		52		162		160		4		5			
DIV. I NON-CONF				5- 10		228		0- 0		82		117		176		171		5		5			
TOTALS				RPI 1-25		RPI 26-50		W-L RECORDS		RPI 51-100		RPI 101-150		RPI 150+									
9- 20				0- 5		0- 3		OVERALL		3- 6		2- 3		4- 3									
6- 6				0- 2		0- 1		HOME		2- 3		2- 0		2- 0									
1- 10				0- 3		0- 1		AWAY		1- 2		0- 1		0- 3									
2- 4				0- 0		0- 1		NEUTRAL		0- 1		0- 2		2- 0									
5- 10				0- 1		0- 1		NON-CONFERENCE		0- 3		2- 3		3- 2									
3- 2				0- 0		0- 0		HOME		0- 2		2- 0		1- 0									
0- 4				0- 1		0- 0		AWAY		0- 0		0- 1		0- 2									
2- 4				0- 0		0- 1		NEUTRAL		0- 1		0- 2		2- 0									
4- 10				0- 4		0- 2		CONFERENCE		3- 3		0- 0		1- 1									
3- 4				0- 2		0- 1		HOME		2- 1		0- 0		1- 0									
1- 6				0- 2		0- 1		AWAY		1- 2		0- 0		0- 1									
0- 0				0- 0		0- 0		NEUTRAL		0- 0		0- 0		0- 0									
RPI S	Opponent			Score		RPI S	Opponent			Score		RPI S	Opponent			Score		RPI S	Opponent			Score	
8 A	Washi ngton			0	3	39 A	Santa Clara			0	3	66 A	San Franci sco			0	3	118 A	South Dakota St.			2	3
12 A	San Di ego			1	3	39 H	Santa Clara			2	3	66 H	San Franci sco			3	0	122 N	North Dakota St.			2	3
12 H	San Di ego			0	3	42 N	Oregon			0	3	70 A	Loyol a Marymount			0	3	122 N	North Dakota St.			2	3
20 A	Pepperdi ne			0	3							70 H	Loyol a Marymount			3	2	141 H	Eastern Wash.			3	2
20 H	Pepperdi ne			0	3							72 A	St. Mary' s (Cal .)			3	2	150 H	Idaho			3	2
												72 H	St. Mary' s (Cal .)			1	3	172 A	Portl and			0	3
												74 H	Portl and St.			1	3	172 H	Portl and			3	0
												95 N	Washi ngton St.			1	3	181 A	Boi se St.			0	3
												96 H	Connecti cut			0	3	204 N	Weber St.			3	2
																		205 A	Montana			2	3
																		208 N	UMBC			3	0
																		219 H	Gardner-Webb			3	0
LAST 10 DIVISION I GAMES																							
						66 H	San Franci sco			3	0	20 H	Pepperdi ne			0	3						
						72 H	St. Mary' s (Cal .)			1	3	70 H	Loyol a Marymount			3	2						
						39 A	Santa Clara			0	3	72 A	St. Mary' s (Cal .)			3	2						
						12 A	San Di ego			1	3	66 A	San Franci sco			0	3						
						172 H	Portl and			3	0	12 H	San Di ego			0	3						

Non-Div. I Games

Gonzaga
















Average RPI Win 286 Average RPI Loss105			WON-LOST RECORD		WINNING PCT. RANK		LAST 10 GAMES		OPPONENT OPP. STRENGTH SUCCESS OF SCHEDULE		TEAM RPI	ADJ RPI	CONF. RPI	ADJ CONF. RPI		
DIV. I ONLY			22- 9		56		7- 2		288		289		169	161	32	32
DIV. I NON-CONF			6- 7		177		0- 1		255		202		221	215	32	31
TOTALS			RPI 1-25		RPI 26-50		W-L RECORDS		RPI 51-100		RPI 101-150		RPI 150+			
22- 9			0- 0		0- 3		OVERALL		0- 3		0- 0		22- 3			
8- 0			0- 0		0- 0		HOME		0- 0		0- 0		8- 0			
8- 4			0- 0		0- 1		AWAY		0- 1		0- 0		8- 2			
6- 5			0- 0		0- 2		NEUTRAL		0- 2		0- 0		6- 1			
6- 7			0- 0		0- 3		NON-CONFERENCE		0- 1		0- 0		6- 3			
3- 0			0- 0		0- 0		HOME		0- 0		0- 0		3- 0			
2- 4			0- 0		0- 1		AWAY		0- 1		0- 0		2- 2			
1- 3			0- 0		0- 2		NEUTRAL		0- 0		0- 0		1- 1			
16- 2			0- 0		0- 0		CONFERENCE		0- 2		0- 0		16- 0			
5- 0			0- 0		0- 0		HOME		0- 0		0- 0		5- 0			
6- 0			0- 0		0- 0		AWAY		0- 0		0- 0		6- 0			
5- 2			0- 0		0- 0		NEUTRAL		0- 2		0- 0		5- 0			
RPI S	Opponent		Score		RPI S	Opponent		Score		RPI S	Opponent		Score			
34	A	Colorado St.	0	3	71	A	Ameri can	1	3	167	N	Bucknell I	1	3		
41	N	Missouri St.	0	3	77	N	Fl ori da A&M	1	3	201	A	Robert Morris	0	3		
50	N	Texas A&M	1	3	77	N	Fl ori da A&M	0	3	208	H	UMBC	3	2		
LAST 10 DIVISION I GAMES										225	A	St. Francis (Pa.)	1	3		
										249	A	Md. -East. Shore	3	2		
										249	H	Md. -East. Shore	3	1		
										252	N	N. C. A&T	3	0		
										252	N	N. C. A&T	3	0		
										267	A	Air Force	3	1		
										273	N	Bethune-Cookman	3	1		
										290	A	Howard	3	1		
										290	H	Howard	3	0		
										293	H	Loyol a (Md.)	3	0		
										295	A	Del aware St.	3	2		
										295	H	Del aware St.	3	0		
										296	H	Wagner	3	0		
										302	A	Coppi n St.	3	0		
302	H	Coppi n St.	3	0												
302	N	Coppi n St.	3	0												
303	A	St. Francis (N.Y.)	3	0												
305	N	Ni agara	3	0												
312	A	South Carol i na St.	3	1												
315	A	Hampton	3	0												
315	H	Hampton	3	0												
318	N	Norfol k St.	3	0												
77	N	Fl ori da A&M	0	3	295	H	Del aware St.	3	0							
252	N	N. C. A&T	3	0	290	H	Howard	3	0							
302	N	Coppi n St.	3	0	225	A	St. Francis (Pa.)	1	3							
249	A	Md. -East. Shore	3	2	315	H	Hampton	3	0							
302	A	Coppi n St.	3	0	312	A	South Carol i na St.	3	1							




Non-Di v.	I	Games Wi nston-Sal em	3	0
-----------	---	-----------------------	---	---

Morgan St.

Loss, Non-Conf, S Site, H Home, A Away, N Neutral

Average RPI	Win 238	WON-LOST	WINNING	LAST 10	OPPONENT	OPP.	STRENGTH	TEAM	ADJ	CONF.	ADJ	CONF.
Average RPI	Loss116	RECORD	PCT. RANK	GAMES	SUCCESS	OF	SCHEDULE	RPI	RPI	RPI	RPI	RPI
DIV. I ONLY		21- 15	117	7- 3	246		197	164	162	14	14	
DIV. I NON-CONF		15- 7	84	2- 0	270		227	158	157	14	15	

TOTALS	RPI 1-25		RPI 26-50		W-L RECORDS		RPI 51-100			RPI 101-150		RPI 150+
21- 15	0- 0		0- 0		OVERALL		0- 6			3- 7		18- 2
9- 4	0- 0		0- 0		HOME		0- 2			3- 1		6- 1
6- 7	0- 0		0- 0		AWAY		0- 3			0- 3		6- 1
6- 4	0- 0		0- 0		NEUTRAL		0- 1			0- 3		6- 0
15- 7	0- 0		0- 0		NON-CONFERENCE		0- 2			0- 4		15- 1
5- 2	0- 0		0- 0		HOME		0- 1			0- 1		5- 0
4- 3	0- 0		0- 0		AWAY		0- 1			0- 1		4- 1
6- 2	0- 0		0- 0		NEUTRAL		0- 0			0- 2		6- 0
6- 8	0- 0		0- 0		CONFERENCE		0- 4			3- 3		3- 1
4- 2	0- 0		0- 0		HOME		0- 1			3- 0		1- 1
2- 4	0- 0		0- 0		AWAY		0- 2			0- 2		2- 0
0- 2	0- 0		0- 0		NEUTRAL		0- 1			0- 1		0- 0
RPI S	Opponent	Score	RPI S	Opponent	Score	RPI S	Opponent	Score	RPI S	Opponent	Score	
						51 H	St. Louis	1 	114 N	San Jose St.	0 	
						51 N	St. Louis	0 	122 N	North Dakota St.	0 	
						56 A	Dayton	1 	135 A	Seton Hall	0 	
						61 A	Xavier	1 	135 H	Seton Hall	0 	
						73 H	Tulsa	0 	137 A	Charlotte	0 	
						96 A	Connecticut	0 	137 H	Charlotte	3 2	
									138 A	Temple	1 	
									138 H	Temple	3 0	
									143 H	George Washington	3 1	
									143 N	George Washington	1 	
									165 A	Canisius	3 1	
									199 A	Brown	3 2	
									203 H	Syracuse	3 0	
									206 H	Duquesne	2 	
									216 H	Stony Brook	3 0	
									224 A	Northern Ari z.	0 	
									233 N	Central Ark.	3 2	
									244 A	Rhode Island	3 0	
									250 N	Youngstown St.	3 0	
									251 A	Rutgers	3 2	
									259 N	Manhattan	3 0	
									262 H	Maine	3 2	
									268 A	La Salle	3 1	
									268 H	La Salle	3 0	
									282 H	NJIT	3 0	
									287 H	St. Peter's	3 0	
									289 N	Coastal Caro.	3 1	
									295 N	Delaware St.	3 1	
									296 N	Wagner	3 0	

LAST 10 DIVISION I GAMES												
						51 N	St. Louis	0 	251 A	Rutgers	3 2	
						244 A	Rhode Island	3 0	268 H	La Salle	3 0	
						203 H	Syracuse	3 0	138 H	Temple	3 0	
						143 H	George Washington	3 1	137 A	Charlotte	0 	
						137 H	Charlotte	3 2	143 N	George Washington	1 	

Non-Div. I Games

Fordham

RPI	S	Opponent	Score	
305	A	Niagara	3	0

F
o
r
d
h
a
m

F
o
r
d
h
a
m

Fordham

Average RPI Win 241 Loss142			WON-LOST RECORD		WINNING PCT. RANK		LAST 10 GAMES		OPPONENT OPP. STRENGTH SUCCESS OF SCHEDULE		TEAM RPI		ADJ RPI		CONF. RPI		ADJ CONF. RPI	
DIV. I ONLY			21- 13		93		6- 4		208		260		145		163		23	
DIV. I NON-CONF			9- 3		54		1- 0		215		289		117		125		25	
TOTALS			RPI 1-25		RPI 26-50		W-L RECORDS		RPI 51-100		RPI 101-150		RPI 150+					
21- 13			0- 0		0- 0		OVERALL		1- 5		1- 3		19- 5					
8- 3			0- 0		0- 0		HOME		0- 2		0- 0		8- 1					
9- 6			0- 0		0- 0		AWAY		1- 2		0- 1		8- 3					
4- 4			0- 0		0- 0		NEUTRAL		0- 1		1- 2		3- 1					
9- 3			0- 0		0- 0		NON-CONFERENCE		0- 0		0- 2		9- 1					
2- 0			0- 0		0- 0		HOME		0- 0		0- 0		2- 0					
5- 0			0- 0		0- 0		AWAY		0- 0		0- 0		5- 0					
2- 3			0- 0		0- 0		NEUTRAL		0- 0		0- 2		2- 1					
12- 10			0- 0		0- 0		CONFERENCE		1- 5		1- 1		10- 4					
6- 3			0- 0		0- 0		HOME		0- 2		0- 0		6- 1					
4- 6			0- 0		0- 0		AWAY		1- 2		0- 1		3- 3					
2- 1			0- 0		0- 0		NEUTRAL		0- 1		1- 0		1- 0					
RPI S	Opponent		Score		RPI S	Opponent		Score		RPI S	Opponent		Score					
							88 A Appal achi an St.	0	3	102 N	East Tenn. St.	0	3					
							88 A Appal achi an St.	3	1	108 A	Furman	2	3					
							88 H Appal achi an St.	0	3	108 N	Furman	3	0					
							89 A Col . of	0	3	140 N	Cleveland St.	0	3					
							Charleston			151 A	Davi dson	0	3					
							89 H Col . of	0	3	151 H	Davi dson	3	2					
							Charleston			183 N	Tenn. -Martin	3	1					
							89 N Col . of	1	3	201 N	Robert Morris	0	3					
							Charleston			219 A	Gardner-Webb	3	2					
										222 H	Liberty	3	1					
										230 A	Ga. Southern	3	2					
										230 H	Ga. Southern	3	0					
										235 A	El on	2	3					
										235 A	Chattanooga	2	3					
										235 H	El on	3	1					
										235 H	Chattanooga	0	3					
										241 A	UNC Asheville	3	2					
										252 A	N.C. A&T	3	2					
										263 A	UNC Wilmi ngton	3	0					
										274 A	Western Caro.	3	2					
										274 H	Western Caro.	3	0					
										281 A	Campbel l	3	0					
										288 H	High Poi nt	3	2					
										299 H	Wofford	3	0					
							89 N Col . of Charleston	1	3	301 A	Ci tadel	3	0					
							88 A Appal achi an St.	3	1	230H	Ga. Southern	3	0					
							108 N Furman	3	0	252A	N.C. A&T	3	2					
							301 N Ci tadel	3	0	88 A	Appal achi an St.	0	3					
							89 H Col . of Charleston	0	3	151A	Davi dson	0	3					
										312 N	South Carolina St.	3	0					

Non-Di v. I Games	N. C. Central	3	0	Wi nston-Sal em	3	0
-------------------	---------------	---	---	-----------------	---	---

UNC Greensboro

Loss, Non-Conf, S Site, H Home, A Away, N Neutral

Average RPI	W i n 215	WON-LOST	W I N N I N G	LAST 10	OPPONENT	OPP.	STRENGTH	TEAM	ADJ	CONF.	ADJ	CONF.
Average RPI	Loss82	RECORD	PCT. RANK	GAMES	SUCCESS	OF	SCHEDULE	RPI	RPI	RPI	RPI	RPI
DIV. I ONLY		16- 15	149	6- 4	222		111	170	164	13		13
DIV. I NON-CONF		9- 8	150	2- 0	214		136	170	169	11		11

TOTALS	RPI 1-25		RPI 26-50		W-L RECORDS		RPI 51-100			RPI 101-150		RPI 150+
16- 15	0- 2		0- 5		OVERALL		1- 3			3- 2		12- 3
10- 2	0- 0		0- 1		HOME		0- 1			3- 0		7- 0
5- 8	0- 2		0- 3		AWAY		1- 2			0- 0		4- 1
1- 5	0- 0		0- 1		NEUTRAL		0- 0			0- 2		1- 2
9- 8	0- 0		0- 4		NON-CONFERENCE		1- 0			1- 2		7- 2
4- 0	0- 0		0- 0		HOME		0- 0			1- 0		3- 0
4- 3	0- 0		0- 3		AWAY		1- 0			0- 0		3- 0
1- 5	0- 0		0- 1		NEUTRAL		0- 0			0- 2		1- 2
7- 7	0- 2		0- 1		CONFERENCE		0- 3			2- 0		5- 1
6- 2	0- 0		0- 1		HOME		0- 1			2- 0		4- 0
1- 5	0- 2		0- 0		AWAY		0- 2			0- 0		1- 1
0- 0	0- 0		0- 0		NEUTRAL		0- 0			0- 0		0- 0
RPI S Opponent	Score		RPI S Opponent	Score		RPI S Opponent	Score		RPI S Opponent	Score		
21 A Louisville	0 3		27 A Long Beach St.	0 3		58 A Cincinnati	0 3		109 N Georgia Tech	1 3		
24 A St. John's (N.Y.)	2 3		30 N Missouri	0 3		86 H Marquette	2 3		113 H Pittsburgh	3 2		
			38 A Michigan St.	0 3		91 A Delaware	3 1		135 H Seton Hall	3 0		
			47 A Kentucky	0 3		96 A Connecticut	0 3		138 H Temple	3 0		
			49 H Notre Dame	1 3					149 N Cal St. Fullerton	2 3		
									157 N Eastern Mich.	0 3		
									171 N Toledo	0 3		
									173 A South Fla.	0 3		
									175 A Penn	3 0		
									182 N Miami (Fla.)	3 2		
									203 H Syracuse	3 1		
									207 A Georgetown	3 1		
									208 H UMBC	3 0		
									251 H Rutgers	3 0		
									268 A La Salle	3 1		
									276 H DePaul	3 0		
									286 H West Virginia	3 2		
									291 A Lehigh	3 2		
									300 H Holy Cross	3 0		
									313 H Sacred Heart	3 0		

LAST 10 DIVISION I GAMES												
24 A St. John's (N.Y.)	2 3		203 H Syracuse	3 1								
96 A Connecticut	0 3		91 A Delaware	3 1								
135 H Seton Hall	3 0		207 A Georgetown	3 1								
138 H Temple	3 0		173 A South Fla.	0 3								
86 H Marquette	2 3		251 H Rutgers	3 0								

Non-Di v. I Games

V i l l a n o v a

Average RPI	Win Loss	WON-LOST RECORD	WINNING PCT.	RANK	LAST 10 GAMES		OPPONENT SUCCESS	OPP. OF SCHEDULE	STRENGTH RPI	TEAM RPI	ADJ RPI	CONF. RPI	ADJ CONF. RPI
DIV. I ONLY	272	22- 10	68		7- 3		278	271	160	165	27	28	
DIV. I NON-CONF		6- 5	131		0- 0		237	250	188	191	29	28	
TOTALS	RPI 1-25		RPI 26-50		W-L RECORDS		RPI 51-100			RPI 101-150		RPI 150+	
22- 10	0- 0		0- 0		OVERALL		0- 3			0- 4		22- 3	
8- 4	0- 0		0- 0		HOME		0- 1			0- 1		8- 2	
9- 4	0- 0		0- 0		AWAY		0- 1			0- 2		9- 1	
5- 2	0- 0		0- 0		NEUTRAL		0- 1			0- 1		5- 0	
6- 5	0- 0		0- 0		NON-CONFERENCE		0- 1			0- 1		6- 3	
1- 2	0- 0		0- 0		HOME		0- 0			0- 0		1- 2	
2- 2	0- 0		0- 0		AWAY		0- 0			0- 1		2- 1	
3- 1	0- 0		0- 0		NEUTRAL		0- 1			0- 0		3- 0	
16- 5	0- 0		0- 0		CONFERENCE		0- 2			0- 3		16- 0	
7- 2	0- 0		0- 0		HOME		0- 1			0- 1		7- 0	
7- 2	0- 0		0- 0		AWAY		0- 1			0- 1		7- 0	
2- 1	0- 0		0- 0		NEUTRAL		0- 0			0- 1		2- 0	
RPI S	Opponent	Score	RPI S	Opponent	Score	RPI S	Opponent	Score	RPI S	Opponent	Score		
						54 N Princeton	0	3	106 A James Madison	0	3		
						76 A Fairfield	1	3	148 A Siena	0	3		
						76 H Fairfield	0	3	148 H Siena	2	3		
									148 N Siena	0	3		
									162 H Fordham	1	3		
									206 N Duquesne	3	1		
									217 A Buffalo	1	3		
									227 A Colgate	3	1		
									241 N UNC Asheville	3	2		
									249 A Md.-East. Shore	3	0		
									250 H Youngstown St.	2	3		
									251 N Rutgers	3	0		
									259 A Manhattan	3	1		
									259 H Manhattan	3	1		
									259 N Manhattan	3	1		
									261 A Marist	3	0		
									261 H Marist	3	0		
									270 A Iona	3	0		
									270 H Iona	3	0		
									287 A St. Peter's	3	0		
									287 H St. Peter's	3	0		
									293 A Loyola (Md.)	3	1		
									293 H Loyola (Md.)	3	0		
									293 N Loyola (Md.)	3	1		
						259 N Manhattan	3	1	294 A Rider	3	2		
						148 N Siena	0	3	270A Iona	3	0		
						293 N Loyola (Md.)	3	1	259A Manhattan	3	1		
						305 H Niagara	3	0	287H St. Peter's	3	0		
						148 H Siena	2	3	76 H Fairfield	0	3		
									319 H Quinnipiac	3	0		

Non-Div. I Games

Cani si us

Average RPI Win 220 Average RPI Loss129				WON-LOST RECORD		WINNING PCT. RANK		LAST 10 GAMES		OPPONENT OPP. STRENGTH SUCCESS OF SCHEDULE		TEAM RPI	ADJ RPI	CONF. RPI	ADJ CONF. RPI		
DIV. I ONLY				19- 13		109		7- 3		244		181		156	166	22	23
DIV. I NON-CONF				8- 7		143		0- 0		262		101		189	184	23	23
TOTALS				RPI 1-25		RPI 26-50		W-L RECORDS		RPI 51-100		RPI 101-150		RPI 150+			
19- 13				0- 0		0- 2		OVERALL		0- 2		2- 5		17- 4			
10- 3				0- 0		0- 1		HOME		0- 0		2- 1		8- 1			
5- 6				0- 0		0- 1		AWAY		0- 1		0- 2		5- 2			
4- 4				0- 0		0- 0		NEUTRAL		0- 1		0- 2		4- 1			
8- 7				0- 0		0- 0		NON-CONFERENCE		0- 2		1- 4		7- 1			
2- 1				0- 0		0- 0		HOME		0- 0		1- 1		1- 0			
2- 2				0- 0		0- 0		AWAY		0- 1		0- 1		2- 0			
4- 4				0- 0		0- 0		NEUTRAL		0- 1		0- 2		4- 1			
11- 6				0- 0		0- 2		CONFERENCE		0- 0		1- 1		10- 3			
8- 2				0- 0		0- 1		HOME		0- 0		1- 0		7- 1			
3- 4				0- 0		0- 1		AWAY		0- 0		0- 1		3- 2			
0- 0				0- 0		0- 0		NEUTRAL		0- 0		0- 0		0- 0			
RPI S	Opponent			Score		RPI S	Opponent			Score		RPI S	Opponent			Score	
						43 A	Stephen F. Austin			0 3		52 A	Wichita St.			1 3	
						43 H	Stephen F. Austin			1 3		85 N	Illinois St.			2 3	
												104 H	Utah Valley St.			2 3	
												105 A	Texas-Arlington			0 3	
												105 H	Texas-Arlington			3 1	
												114 N	San Jose St.			1 3	
												131 A	Houston			0 3	
												141 N	Eastern Wash.			1 3	
												145 H	SMU			3 0	
												178 A	Texas St.			2 3	
												178 H	Texas St.			3 2	
												178 H	Texas St.			2 3	
												184 A	Rice			3 2	
												194 H	McNeese St.			3 2	
												199 N	Brown			3 0	
												203 N	Syracuse			3 0	
												212 N	UTEP			3 0	
												214 A	New Hampshire			3 2	
												226 A	Sam Houston St.			2 3	
												226 H	Sam Houston St.			3 1	
												231 A	A&M-Corpus Christi			3 1	
												231 H	A&M-Corpus Christi			3 0	
												233 H	Central Ark.			3 1	
												247 H	Northwestern St.			3 1	
												248 H	Lamar			3 2	
												253 H	Tex. -Pan American			3 2	
												275 N	Louisiana Tech			3 2	
												276 N	DePaul			1 3	
												279 A	Nicholls St.			3 0	
												314 A	Southeastern La.			3 0	
												233H	Central Ark.			3 1	

Non-Div. I Games

UTSA

Average RPI	Win 252	WON-LOST	WINNING	LAST 10	OPPONENT	OPP.	STRENGTH	TEAM	ADJ	CONF.	ADJ	CONF.
Average RPI	Loss137	RECORD	PCT. RANK	GAMES	SUCCESS	OF	SCHEDULE	RPI	RPI	RPI	RPI	RPI
DIV. I ONLY		19- 12	97	7- 3	207		263	147	167	24	26	
DIV. I NON-CONF		8- 7	143	0- 0	231		262	191	201	26	27	

TOTALS	RPI 1-25		RPI 26-50		W-L RECORDS		RPI 51-100			RPI 101-150		RPI 150+
19- 12	0- 1		0- 0		OVERALL		0- 5			0- 1		19- 5
9- 2	0- 0		0- 0		HOME		0- 2			0- 0		9- 0
6- 6	0- 0		0- 0		AWAY		0- 3			0- 1		6- 2
4- 4	0- 1		0- 0		NEUTRAL		0- 0			0- 0		4- 3
8- 7	0- 1		0- 0		NON-CONFERENCE		0- 2			0- 1		8- 3
3- 1	0- 0		0- 0		HOME		0- 1			0- 0		3- 0
2- 2	0- 0		0- 0		AWAY		0- 1			0- 1		2- 0
3- 4	0- 1		0- 0		NEUTRAL		0- 0			0- 0		3- 3
11- 5	0- 0		0- 0		CONFERENCE		0- 3			0- 0		11- 2
6- 1	0- 0		0- 0		HOME		0- 1			0- 0		6- 0
4- 4	0- 0		0- 0		AWAY		0- 2			0- 0		4- 2
1- 0	0- 0		0- 0		NEUTRAL		0- 0			0- 0		1- 0
RPI S	Opponent	Score	RPI S	Opponent	Score	RPI S	Opponent	Score	RPI S	Opponent	Score	
24 N	St. John's (N.Y.)	0 3				54 H	Princeton	0 3	138 A	Temple	0 3	
						71 A	American	0 3	158 A	Army	0 3	
						71 A	American	0 3	158 H	Army	3 2	
						71 H	American	0 3	158 N	Army	3 1	
						76 A	Fairfield	0 3	161 N	Morgan St.	3 1	
									210 A	Lafayette	0 3	
									210 H	Lafayette	3 2	
									214 N	New Hampshire	1 3	
									225 H	St. Francis (Pa.)	3 1	
									227 A	Colgate	3 0	
									227 H	Colgate	3 0	
									249 N	Md.-East. Shore	3 1	
									263 N	UNC Wilmington	1 3	
									268 A	La Salle	3 2	
									268 H	La Salle	3 0	
									280 A	Navy	3 1	
									280 H	Navy	3 0	
									291 A	Lehigh	3 1	
									291 H	Lehigh	3 0	
									294 N	Rider	1 3	
									296 H	Wagner	3 0	
									300 A	Holy Cross	3 0	
									300 H	Holy Cross	3 2	
									303 A	St. Francis (N.Y.)	3 0	
									305 N	Niagara	3 0	

			LAST 10 DIVISION I GAMES									
			71 A	American	0 3	291 H	Lehigh	3 0				
			158 N	Army	3 1	210 H	Lafayette	3 2				
			280 A	Navy	3 1	300 H	Holy Cross	3 2				
			71 A	American	0 3	158 H	Army	3 2				
			227 H	Colgate	3 0	71 H	American	0 3				

Non-Div. I Games West Chester 3 0

Bucknell

Average RPI	W n 179	WON-LOST	WINNING	LAST 10	OPPONENT	OPP.	STRENGTH	TEAM	ADJ	CONF.	ADJ	CONF.
Average RPI	Loss 66	RECORD	PCT. RANK	GAMES	SUCCESS	OF	SCHEDULE	RPI	RPI	RPI	RPI	RPI
DIV. I ONLY		6- 25	290	0- 10	28		54	188	168	5		4
DIV. I NON-CONF		4- 7	217	0- 1	40		164	135	132	4		4
<hr/>												
TOTALS	RPI 1-25		RPI 26-50		W-L RECORDS		RPI 51-100			RPI 101-150		RPI 150+
6- 25	0- 6		0- 6		OVERALL		1- 7			1- 4		4- 2
4- 11	0- 2		0- 3		HOME		1- 4			1- 1		2- 1
1- 11	0- 2		0- 3		AWAY		0- 3			0- 3		1- 0
1- 3	0- 2		0- 0		NEUTRAL		0- 0			0- 0		1- 1
4- 7	0- 2		0- 0		NON-CONFERENCE		1- 1			0- 3		3- 1
3- 2	0- 0		0- 0		HOME		1- 1			0- 1		2- 0
0- 2	0- 0		0- 0		AWAY		0- 0			0- 2		0- 0
1- 3	0- 2		0- 0		NEUTRAL		0- 0			0- 0		1- 1
2- 18	0- 4		0- 6		CONFERENCE		0- 6			1- 1		1- 1
1- 9	0- 2		0- 3		HOME		0- 3			1- 0		0- 1
1- 9	0- 2		0- 3		AWAY		0- 3			0- 1		1- 0
0- 0	0- 0		0- 0		NEUTRAL		0- 0			0- 0		0- 0
RPI S Opponent	Score		RPI S Opponent	Score		RPI S Opponent	Score		RPI S Opponent	Score		
2 N UCLA	0 3		46 A Arkansas	0 3		59 A Mississippi	0 3		107 A Mississippi St.	1 3		
10 A Florida	0 3		46 H Arkansas	0 3		59 H Mississippi	0 3		107 H Mississippi St.	3 2		
10 H Florida	0 3		47 A Kentucky	0 3		62 H Winthrop	0 3		109 A Georgia Tech	2 3		
17 A LSU	0 3		47 H Kentucky	0 3		65 A Alabama	0 3		117 H Morehead St.	2 3		
17 H LSU	0 3		48 A Tennessee	0 3		65 H Alabama	1 3		132 A Denver	0 3		
25 N UNI	0 3		48 H Tennessee	0 3		84 A South Carolina	0 3		154 A Auburn	3 1		
						84 H South Carolina	0 3		154 H Auburn	2 3		
						87 H UAB	3 1		178 N Texas St.	3 0		
									180 N Georgia St.	2 3		
									257 H Mercer	3 0		
									289 H Coastal Caro.	3 0		
<hr/>												
LAST 10 DIVISION I GAMES												
62 H Winthrop	0 3		107 A Mississippi St.	1 3								
65 A Alabama	0 3		59 A Mississippi	0 3								
84 A South Carolina	0 3		46 H Arkansas	0 3								
47 H Kentucky	0 3		17 H LSU	0 3								
48 H Tennessee	0 3		10 A Florida	0 3								

Non-Div. I Games

Georgia

Average RPI	Win 181	WON-LOST	WINNING	LAST 10	OPPONENT	OPP.	STRENGTH	TEAM	ADJ.	CONF.	ADJ.	CONF.
Average RPI	Loss 99	RECORD	PCT. RANK	GAMES	SUCCESS	OF	SCHEDULE	RPI	RPI	RPI	RPI	RPI
DIV. I ONLY		12- 19	216	5- 5	107		109	179	169	8	8	
DIV. I NON-CONF		2- 7	275	0- 0	119		178	231	217	8	7	
TOTALS	RPI 1-25		RPI 26-50	W-L RECORDS		RPI 51-100			RPI 101-150		RPI 150+	
12- 19	0- 0		0- 2	OVERALL		1- 8			4- 8		7- 1	
5- 6	0- 0		0- 1	HOME		0- 2			3- 2		2- 1	
6- 8	0- 0		0- 1	AWAY		1- 2			1- 5		4- 0	
1- 5	0- 0		0- 0	NEUTRAL		0- 4			0- 1		1- 0	
2- 7	0- 0		0- 0	NON-CONFERENCE		0- 5			0- 2		2- 0	
0- 0	0- 0		0- 0	HOME		0- 0			0- 0		0- 0	
1- 2	0- 0		0- 0	AWAY		0- 1			0- 1		1- 0	
1- 5	0- 0		0- 0	NEUTRAL		0- 4			0- 1		1- 0	
10- 12	0- 0		0- 2	CONFERENCE		1- 3			4- 6		5- 1	
5- 6	0- 0		0- 1	HOME		0- 2			3- 2		2- 1	
5- 6	0- 0		0- 1	AWAY		1- 1			1- 4		3- 0	
0- 0	0- 0		0- 0	NEUTRAL		0- 0			0- 0		0- 0	
RPI S	Opponent	Score	RPI S	Opponent	Score	RPI S	Opponent	Score	RPI S	Opponent	Score	
			29 A Duke	0	3	68 N Western Ky.	0	3	103 A Florida St.	1	3	
			29 H Duke	0	3	69 A Virginia	0	3	103 H Florida St.	0	3	
						69 H Virginia	1	3	109 A Georgia Tech	1	3	
						75 N Towson	0	3	109 H Georgia Tech	3	1	
						79 N Belmont	2	3	125 A Virginia Tech	3	2	
						83 A Clemson	3	1	125 H Virginia Tech	3	2	
						83 H Clemson	0	3	135 N Seton Hall	0	3	
						92 N Northern Ill.	0	3	139 A North Carolina	0	3	
						96 A Connecticut	2	3	139 H North Carolina	0	3	
									142 A Wake Forest	1	3	
									142 H Wake Forest	3	2	
									144 A Miami (Ohio)	2	3	
									155 A Maryland	3	0	
									155 H Maryland	3	0	
									182 A Miami (Fla.)	3	2	
									182 H Miami (Fla.)	1	3	
									244 A Rhode Island	3	1	
									265 A North Carolina St.	3	1	
									265 H North Carolina St.	3	0	
									319 N Quinnipiac	3	0	
LAST 10 DIVISION I GAMES												
			265 H North Carolina St.	3	0	142 H Wake Forest	3	2				
			139 H North Carolina	0	3	155 A Maryland	3	0				
			83 A Clemson	3	1	69 A Virginia	0	3				
			109 A Georgia Tech	1	3	125 A Virginia Tech	3	2				
			29 H Duke	0	3	182 H Miami (Fla.)	1	3				

Non-Div. I Games

Boston College

Average RPI	W n 182	WON-LOST	WINNING	LAST 10	OPPONENT	OPP.	STRENGTH	TEAM	ADJ	CONF.	ADJ	CONF.
Average RPI	Loss111	RECORD	PCT. RANK	GAMES	SUCCESS	OF	SCHEDULE	RPI	RPI	RPI	RPI	RPI
DIV. I ONLY		11- 21	233	5- 5	43		167	161	171	15		15
DIV. I NON-CONF		3- 10	271	0- 0	45		149	182	170	15		14
TOTALS	RPI 1-25		RPI 26-50	W-L RECORDS		RPI 51-100			RPI 101-150		RPI 150+	
11- 21	0- 1		0- 3	OVERALL		1- 6			2- 5		8- 6	
5- 8	0- 1		0- 1	HOME		0- 2			1- 1		4- 3	
3- 10	0- 0		0- 2	AWAY		0- 3			1- 2		2- 3	
3- 3	0- 0		0- 0	NEUTRAL		1- 1			0- 2		2- 0	
3- 10	0- 0		0- 3	NON-CONFERENCE		0- 2			0- 4		3- 1	
1- 4	0- 0		0- 1	HOME		0- 1			0- 1		1- 1	
0- 4	0- 0		0- 2	AWAY		0- 1			0- 1		0- 0	
2- 2	0- 0		0- 0	NEUTRAL		0- 0			0- 2		2- 0	
8- 11	0- 1		0- 0	CONFERENCE		1- 4			2- 1		5- 5	
4- 4	0- 1		0- 0	HOME		0- 1			1- 0		3- 2	
3- 6	0- 0		0- 0	AWAY		0- 2			1- 1		2- 3	
1- 1	0- 0		0- 0	NEUTRAL		1- 1			0- 0		0- 0	
RPI S Opponent	Score		RPI S Opponent	Score		RPI S Opponent	Score		RPI S Opponent	Score		
23 H Ohio	0 3		26 H Michigan	0 3		64 A Bowling Green	0 3		105 N Texas-Arlington	1 3		
			38 A Michigan St.	0 3		64 N Bowling Green	0 3		109 N Georgia Tech	1 3		
			47 A Kentucky	0 3		68 H Western Ky.	0 3		130 A Western Mi ch.	0 3		
						90 A IPFW	0 3		130 H Western Mi ch.	3 2		
						92 A Northern Ill.	0 3		140 H Cleveland St.	0 3		
						92 H Northern Ill.	1 3		144 A Miami (Ohio)	3 0		
						92 N Northern Ill.	3 2		145 A SMU	2 3		
									157 A Eastern Mi ch.	0 3		
									157 H Eastern Mi ch.	3 1		
									164 N Villanova	3 0		
									170 A Ball St.	2 3		
									170 H Ball St.	0 3		
									187 A Central Mi ch.	1 3		
									187 A Central Mi ch.	3 2		
									187 H Central Mi ch.	3 1		
									195 H Wright St.	0 3		
									211 H Binghamton	3 1		
									217 H Buffalo	3 1		
									221 H Kent St.	0 3		
									255 A Akron	3 0		
									258 N Grambling	3 0		
LAST 10 DIVISION I GAMES												
64 N Bowling Green	0 3		170H Ball St.	0 3								
92 N Northern Ill.	3 2		217H Buffalo	3 1								
187 A Central Mi ch.	3 2		92 A Northern Ill.	0 3								
157 H Eastern Mi ch.	3 1		130A Western Mi ch.	0 3								
187 H Central Mi ch.	3 1		187A Central Mi ch.	1 3								

Non-Div. I Games

Toledo

Average RPI	Win 183	WON-LOST	WINNING	LAST 10	OPPONENT	OPP.	STRENGTH	TEAM	ADJ	CONF.	ADJ	CONF.
Average RPI	Loss 67	RECORD	PCT. RANK	GAMES	SUCCESS	OF	SCHEDULE	RPI	RPI	RPI	RPI	RPI
DIV. I ONLY		9- 18	237	1- 9	90		46	177	172	4		5
DIV. I NON-CONF		7- 6	140	0- 0	174		128	144	146	5		5

TOTALS	RPI 1-25		RPI 26-50		W-L RECORDS		RPI 51-100			RPI 101-150		RPI 150+
9- 18	0- 5		0- 3		OVERALL		2- 7			1- 1		6- 2
5- 8	0- 2		0- 2		HOME		1- 4			0- 0		4- 0
1- 9	0- 2		0- 1		AWAY		1- 3			0- 1		0- 2
3- 1	0- 1		0- 0		NEUTRAL		0- 0			1- 0		2- 0
7- 6	0- 1		0- 1		NON-CONFERENCE		1- 2			1- 1		5- 1
3- 3	0- 0		0- 1		HOME		0- 2			0- 0		3- 0
1- 2	0- 0		0- 0		AWAY		1- 0			0- 1		0- 1
3- 1	0- 1		0- 0		NEUTRAL		0- 0			1- 0		2- 0
2- 12	0- 4		0- 2		CONFERENCE		1- 5			0- 0		1- 1
2- 5	0- 2		0- 1		HOME		1- 2			0- 0		1- 0
0- 7	0- 2		0- 1		AWAY		0- 3			0- 0		0- 1
0- 0	0- 0		0- 0		NEUTRAL		0- 0			0- 0		0- 0
RPI S Opponent	Score		RPI S Opponent	Score		RPI S Opponent	Score		RPI S Opponent	Score		
12 A San Di ego	0	3	39 A Santa Clara	0	3	66 A San Francisco	0	3	117 N Morehead St.	3	2	
12 H San Di ego	0	3	39 H Santa Clara	0	3	66 H San Francisco	0	3	147 A Nevada	0	3	
20 A Pepperdi ne	0	3	42 H Oregon	1	3	70 A Loyol a Marymount	0	3	151 A Davi dson	2	3	
20 H Pepperdi ne	0	3				70 H Loyol a Marymount	1	3	160 A Gonzaga	0	3	
23 N Ohio	0	3				72 A St. Mary' s (Cal .)	0	3	160 H Gonzaga	3	0	
						72 H St. Mary' s (Cal .)	3	2	205 H Montana	3	1	
						74 A Portland St.	3	1	222 N Li berty	3	0	
						93 H Cornell	1	3	253 H Tex. -Pan Ameri can	3	1	
						95 H Washington St.	0	3	253 N Tex. -Pan Ameri can	3	0	
									288 H High Poi nt	3	0	

LAST 10 DIVISION I GAMES						70 H Loyol a Marymount	1	3				
						20 H Pepperdi ne	0	3				
						66 A San Francisco	0	3				
						12 A San Di ego	0	3				
						39 A Santa Clara	0	3				
						160 A Gonzaga	0	3				
						39 H Santa Clara	0	3				

Non-Di v. I Games

Portland

Average RPI	W n 210	WON-LOST	WINNING	LAST 10	OPPONENT	OPP.	STRENGTH	TEAM	ADJ	CONF.	ADJ	CONF.
Average RPI	Loss 94	RECORD	PCT. RANK	GAMES	SUCCESS	OF	SCHEDULE	RPI	RPI	RPI	RPI	RPI
DIV. I ONLY		12- 17	196	3- 7	124		106	174	173	13	13	
DIV. I NON-CONF		5- 9	223	0- 1	140		117	192	202	11	11	
TOTALS	RPI 1-25		RPI 26-50	W-L RECORDS		RPI 51-100			RPI 101-150		RPI 150+	
12- 17	0- 4		0- 1	OVERALL		0- 6			1- 3		11- 3	
8- 6	0- 0		0- 1	HOME		0- 4			1- 0		7- 1	
3- 8	0- 3		0- 0	AWAY		0- 2			0- 2		3- 1	
1- 3	0- 1		0- 0	NEUTRAL		0- 0			0- 1		1- 1	
5- 9	0- 1		0- 0	NON-CONFERENCE		0- 3			0- 2		5- 3	
3- 4	0- 0		0- 0	HOME		0- 3			0- 0		3- 1	
1- 3	0- 1		0- 0	AWAY		0- 0			0- 1		1- 1	
1- 2	0- 0		0- 0	NEUTRAL		0- 0			0- 1		1- 1	
7- 8	0- 3		0- 1	CONFERENCE		0- 3			1- 1		6- 0	
5- 2	0- 0		0- 1	HOME		0- 1			1- 0		4- 0	
2- 5	0- 2		0- 0	AWAY		0- 2			0- 1		2- 0	
0- 1	0- 1		0- 0	NEUTRAL		0- 0			0- 0		0- 0	
RPI S	Opponent	Score	RPI S	Opponent	Score	RPI S	Opponent	Score	RPI S	Opponent	Score	
10 A	Florida	0 3	49 H	Notre Dame	0 3	58 A	Cincinnati	0 3	109 A	Georgia Tech	0 3	
21 A	Louisville	0 3				75 H	Towson	2 3	111 N	Arkansas St.	1 3	
24 A	St. John's (N.Y.)	0 3				77 H	Florida A&M	1 3	113 A	Pittsburgh	0 3	
24 N	St. John's (N.Y.)	0 3				86 H	Marquette	2 3	135 H	Seton Hall	3 0	
						96 A	Connecticut	0 3	153 A	North Fla.	3 2	
						99 H	Texas Tech	0 3	164 H	Villanova	3 0	
									179 H	Ill.-Chicago	3 0	
									186 H	Jacksonville	3 0	
									195 H	Wright St.	2 3	
									203 H	Syracuse	3 0	
									207 A	Georgetown	3 2	
									212 H	UTEP	3 0	
									220 A	UCF	0 3	
									226 N	Sam Houston St.	1 3	
									251 H	Rutgers	3 1	
									269 N	Stetson	3 1	
									276 H	DePaul	3 1	
									286 A	West Virginia	3 1	
LAST 10 DIVISION I GAMES												
77 H	Florida A&M	1 3	276 H	DePaul	3 1							
24 N	St. John's (N.Y.)	0 3	24 A	St. John's (N.Y.)	0 3							
58 A	Cincinnati	0 3	96 A	Connecticut	0 3							
21 A	Louisville	0 3	251 H	Rutgers	3 1							
49 H	Notre Dame	0 3	164 H	Villanova	3 0							

Non-Div. I Games

South Fla.

Average RPI	W n 210	WON-LOST	WINNING	LAST 10	OPPONENT	OPP.	STRENGTH	TEAM	ADJ	CONF.	ADJ	CONF.
Average RPI	Loss106	RECORD	PCT. RANK	GAMES	SUCCESS	OF	SCHEDULE	RPI	RPI	RPI	RPI	RPI
DIV. I ONLY		13- 16	177	3- 7	134		136	167	174	21	21	
DIV. I NON-CONF		13- 16	189	3- 7	134		141	161	180	21	21	
<hr/>												
TOTALS	RPI 1-25		RPI 26-50		W-L RECORDS		RPI 51-100			RPI 101-150		RPI 150+
13- 16	0- 1		0- 4		OVERALL		0- 5			3- 1		10- 5
4- 5	0- 0		0- 1		HOME		0- 1			1- 1		3- 2
7- 7	0- 0		0- 3		AWAY		0- 2			1- 0		6- 2
2- 4	0- 1		0- 0		NEUTRAL		0- 2			1- 0		1- 1
13- 16	0- 1		0- 4		NON-CONFERENCE		0- 5			3- 1		10- 5
4- 5	0- 0		0- 1		HOME		0- 1			1- 1		3- 2
7- 7	0- 0		0- 3		AWAY		0- 2			1- 0		6- 2
2- 4	0- 1		0- 0		NEUTRAL		0- 2			1- 0		1- 1
0- 0	0- 0		0- 0		CONFERENCE		0- 0			0- 0		0- 0
0- 0	0- 0		0- 0		HOME		0- 0			0- 0		0- 0
0- 0	0- 0		0- 0		AWAY		0- 0			0- 0		0- 0
0- 0	0- 0		0- 0		NEUTRAL		0- 0			0- 0		0- 0
RPI S	Opponent	Score	RPI S	Opponent	Score	RPI S	Opponent	Score	RPI S	Opponent	Score	
9 N	Wisconsin	0 3	40 A	Sacramento St.	0 3	62 N	Winthrop	0 3	133 H	Wyoming	3 0	
			40 A	Sacramento St.	0 3	66 N	San Francisco	0 3	141 A	Eastern Wash.	3 1	
			40 H	Sacramento St.	1 3	74 A	Portland St.	0 3	141 H	Eastern Wash.	1 3	
			44 A	Wis.-Milwaukee	0 3	74 H	Portland St.	2 3	148 N	Siena	3 0	
						80 A	Arizona	0 3	187 N	Central Mich.	1 3	
									204 A	Weber St.	3 2	
									204 H	Weber St.	1 3	
									205 A	Montana	0 3	
									205 A	Montana	3 2	
									205 H	Montana	2 3	
									215 A	Idaho St.	3 1	
									215 H	Idaho St.	3 0	
									224 A	Northern Ariz.	2 3	
									224 H	Northern Ariz.	3 1	
									235 N	Chattanooga	3 0	
									238 A	Montana St.	3 1	
									238 H	Montana St.	3 0	
									265 A	North Carolina St.	3 1	
									267 A	Air Force	3 0	
<hr/>												
LAST 10 DIVISION I GAMES												
40 A	Sacramento St.	0 3	141 H	Eastern Wash.	1 3							
205 A	Montana	3 2	238 A	Montana St.	3 1							
40 H	Sacramento St.	1 3	205 A	Montana	0 3							
204 H	Weber St.	1 3	267 A	Air Force	3 0							
74 H	Portland St.	2 3	224 A	Northern Ariz.	2 3							

Non-Div. I Games

Northern Colo.

Average RPI	W n 230	WON-LOST	WINNING	LAST 10	OPPONENT	OPP.	STRENGTH	TEAM	ADJ	CONF.	ADJ	CONF.
Average RPI	Loss120	RECORD	PCT. RANK	GAMES	SUCCESS	OF	SCHEDULE	RPI	RPI	RPI	RPI	RPI
DIV. I ONLY		11- 14	182	4- 6	146		209	187	175	16		16
DIV. I NON-CONF		5- 6	182	0- 0	209		253	210	200	17		17

TOTALS	RPI 1-25		RPI 26-50		W-L RECORDS		RPI 51-100			RPI 101-150		RPI 150+
11- 14	0- 0		0- 0		OVERALL		0- 6			0- 4		11- 4
8- 4	0- 0		0- 0		HOME		0- 3			0- 0		8- 1
2- 7	0- 0		0- 0		AWAY		0- 3			0- 2		2- 2
1- 3	0- 0		0- 0		NEUTRAL		0- 0			0- 2		1- 1
5- 6	0- 0		0- 0		NON-CONFERENCE		0- 0			0- 4		5- 2
4- 1	0- 0		0- 0		HOME		0- 0			0- 0		4- 1
0- 2	0- 0		0- 0		AWAY		0- 0			0- 2		0- 0
1- 3	0- 0		0- 0		NEUTRAL		0- 0			0- 2		1- 1
6- 8	0- 0		0- 0		CONFERENCE		0- 6			0- 0		6- 2
4- 3	0- 0		0- 0		HOME		0- 3			0- 0		4- 0
2- 5	0- 0		0- 0		AWAY		0- 3			0- 0		2- 2
0- 0	0- 0		0- 0		NEUTRAL		0- 0			0- 0		0- 0
RPI S	Opponent	Score	RPI S	Opponent	Score	RPI S	Opponent	Score	RPI S	Opponent	Score	
						54 A Princeton	0	3	119 N East Caro.	0	3	
						54 H Princeton	1	3	129 N San Diego St.	0	3	
						67 A Yale	0	3	137 A Charlotte	1	3	
						67 H Yale	0	3	149 A Cal St. Fullerton	1	3	
						93 A Cornell	1	3	153 N North Fla.	0	3	
						93 H Cornell	0	3	164 H Villanova	0	3	
									191 A Harvard	3	2	
									191 H Harvard	3	2	
									199 A Brown	2	3	
									199 H Brown	3	2	
									200 A Dartmouth	0	3	
									200 H Dartmouth	3	2	
									211 H Binghamton	3	1	
									213 N Lipscomb	3	0	
									237 A Columbia	3	0	
									237 H Columbia	3	0	
									260 H Fairleigh Dickinson	3	1	
									268 H La Salle	3	0	
									319 H Quinnipiac	3	0	

LAST 10 DIVISION I GAMES												
						54 A Princeton	0	3	191 H Harvard	3	2	
						237 A Columbia	3	0	200 H Dartmouth	3	2	
						93 A Cornell	1	3	199 A Brown	2	3	
						67 H Yale	0	3	67 A Yale	0	3	
						199 H Brown	3	2	93 H Cornell	0	3	

Non-Div. I Games

Penn

Average RPI	W n 204	WON-LOST	WINNING	LAST 10	OPPONENT	OPP.	STRENGTH	TEAM	ADJ	CONF.	ADJ	CONF.
Average RPI	Loss83	RECORD	PCT. RANK	GAMES	SUCCESS	OF	SCHEDULE	RPI	RPI	RPI	RPI	RPI
DIV. I ONLY		10- 20	237	4- 6	96		84	191	176	6	6	
DIV. I NON-CONF		4- 8	228	0- 0	150		153	212	211	6	8	
TOTALS	RPI 1-25		RPI 26-50	W-L RECORDS		RPI 51-100			RPI 101-150		RPI 150+	
10- 20	0- 3		1- 6	OVERALL		0- 3			2- 6		7- 2	
7- 8	0- 1		1- 3	HOME		0- 1			2- 2		4- 1	
1- 9	0- 1		0- 3	AWAY		0- 2			0- 3		1- 0	
2- 3	0- 1		0- 0	NEUTRAL		0- 0			0- 1		2- 1	
4- 8	0- 0		0- 3	NON-CONFERENCE		0- 1			0- 2		4- 2	
3- 4	0- 0		0- 2	HOME		0- 0			0- 1		3- 1	
0- 2	0- 0		0- 1	AWAY		0- 1			0- 0		0- 0	
1- 2	0- 0		0- 0	NEUTRAL		0- 0			0- 1		1- 1	
6- 12	0- 3		1- 3	CONFERENCE		0- 2			2- 4		3- 0	
4- 4	0- 1		1- 1	HOME		0- 1			2- 1		1- 0	
1- 7	0- 1		0- 2	AWAY		0- 1			0- 3		1- 0	
1- 1	0- 1		0- 0	NEUTRAL		0- 0			0- 0		1- 0	
RPI S Opponent	Score		RPI S Opponent	Score		RPI S Opponent	Score		RPI S Opponent	Score		
19 A Utah	0 3		31 A New Mexico St.	0 3		63 A UNLV	0 3		127 A TCU	0 3		
19 H Utah	1 3		31 H New Mexico St.	0 3		63 H UNLV	2 3		127 H TCU	3 0		
19 N Utah	0 3		34 A Colorado St.	0 3		78 A Baylor	0 3		129 A San Diego St.	0 3		
			34 H Colorado St.	0 3					129 H San Diego St.	3 0		
			37 A Brigham Young	1 3					131 N Houston	1 3		
			37 H Brigham Young	3 1					133 A Wyoming	0 3		
			43 H Stephen F. Austin	1 3					133 H Wyoming	0 3		
									149 H Cal St. Fullerton	0 3		
									192 H Utah St.	1 3		
									200 H Dartmouth	3 0		
									202 N Ark. -Little Rock	0 3		
									212 H UTEP	3 1		
									246 H UC Riverside	3 0		
									267 A Air Force	3 0		
									267 H Air Force	3 0		
									267 N Air Force	3 0		
									284 N La. -Monroe	3 2		
LAST 10 DIVISION I GAMES												
19 N Utah	0 3		37 H Brigham Young	3 1								
267 N Air Force	3 0		63 A UNLV	0 3								
133 A Wyoming	0 3		129 A San Diego St.	0 3								
127 H TCU	3 0		34 H Colorado St.	0 3								
19 H Utah	1 3		267 H Air Force	3 0								

Non-Div. I Games

New Mexico

Average RPI	W n 234	WON-LOST	WINNING	LAST 10	OPPONENT	OPP.	STRENGTH	TEAM	ADJ	CONF.	ADJ	CONF.
Average RPI	Loss124	RECORD	PCT. RANK	GAMES	SUCCESS	OF	SCHEDULE	RPI	RPI	RPI	RPI	RPI
DIV. I ONLY		15- 15	153	5- 5	187		200	172	177	19	20	
DIV. I NON-CONF		6- 8	192	0- 2	205		216	213	213	19	19	
TOTALS	RPI 1-25		RPI 26-50	W-L RECORDS		RPI 51-100			RPI 101-150		RPI 150+	
15- 15	0- 0		0- 3	OVERALL		0- 3			0- 4		15- 5	
8- 3	0- 0		0- 1	HOME		0- 1			0- 1		8- 0	
5- 8	0- 0		0- 1	AWAY		0- 2			0- 2		5- 3	
2- 4	0- 0		0- 1	NEUTRAL		0- 0			0- 1		2- 2	
6- 8	0- 0		0- 0	NON-CONFERENCE		0- 3			0- 2		6- 3	
3- 1	0- 0		0- 0	HOME		0- 1			0- 0		3- 0	
1- 4	0- 0		0- 0	AWAY		0- 2			0- 1		1- 1	
2- 3	0- 0		0- 0	NEUTRAL		0- 0			0- 1		2- 2	
9- 7	0- 0		0- 3	CONFERENCE		0- 0			0- 2		9- 2	
5- 2	0- 0		0- 1	HOME		0- 0			0- 1		5- 0	
4- 4	0- 0		0- 1	AWAY		0- 0			0- 1		4- 2	
0- 1	0- 0		0- 1	NEUTRAL		0- 0			0- 0		0- 0	
RPI S	Opponent	Score	RPI S	Opponent	Score	RPI S	Opponent	Score	RPI S	Opponent	Score	
			44 A	Wis.-Milwaukee	0 3	86 A	Marquette	0 3	115 N	Marshall	0 3	
			44 H	Wis.-Milwaukee	0 3	90 A	IPFW	0 3	119 A	East Caro.	0 3	
			44 N	Wis.-Milwaukee	1 3	91 H	Delaware	1 3	140 A	Cleveland St.	0 3	
									140 H	Cleveland St.	0 3	
									179 A	Ill.-Chicago	1 3	
									179 H	Ill.-Chicago	3 2	
									183 N	Tenn.-Martin	2 3	
									187 A	Central Mich.	1 3	
									189 A	Loyola (Ill.)	0 3	
									189 H	Loyola (Ill.)	3 0	
									195 A	Wright St.	3 0	
									195 A	Wright St.	3 0	
									195 H	Wright St.	3 1	
									215 N	Idaho St.	2 3	
									221 H	Kent St.	3 2	
									234 H	Drake	3 0	
									240 A	IUPUI	3 2	
									250 A	Youngstown St.	3 0	
									250 H	Youngstown St.	3 1	
									258 N	Grambling	3 1	
									272 A	Butler	3 2	
									272 H	Butler	3 1	
									276 H	DePaul	3 2	
									277 N	Indiana St.	3 1	
LAST 10 DIVISION I GAMES												
			44 N	Wis.-Milwaukee	1 3	189 H	Loyola (Ill.)	3 0				
			195 A	Wright St.	3 0	90 A	IPFW	0 3				
			272 A	Butler	3 2	44 H	Wis.-Milwaukee	0 3				
			195 A	Wright St.	3 0	86 A	Marquette	0 3				
			179 H	Ill.-Chicago	3 2	140 A	Cleveland St.	0 3				

Non-Div. I Games

Wis.-Green Bay

Average RPI Win 222 Loss113			WON-LOST RECORD		WINNING PCT. RANK		LAST 10 GAMES		OPPONENT OPP. STRENGTH SUCCESS OF SCHEDULE		TEAM RPI	ADJ RPI	CONF. RPI	ADJ CONF. RPI	
DIV. I ONLY			17- 17		153		4- 6		183		178	166	179	19	20
DIV. I NON-CONF			6- 10		210		0- 0		200		154	222	220	19	19
TOTALS		RPI 1-25	RPI 26-50		W-L RECORDS		RPI 51-100		RPI 101-150		RPI 150+				
17- 17		0- 0	0- 5		OVERALL		0- 3		3- 3		14- 6				
10- 5		0- 0	0- 1		HOME		0- 0		0- 3		10- 1				
4- 8		0- 0	0- 3		AWAY		0- 1		1- 0		3- 4				
3- 4		0- 0	0- 1		NEUTRAL		0- 2		2- 0		1- 1				
6- 10		0- 0	0- 2		NON-CONFERENCE		0- 3		1- 2		5- 3				
4- 3		0- 0	0- 0		HOME		0- 0		0- 2		4- 1				
1- 4		0- 0	0- 2		AWAY		0- 1		0- 0		1- 1				
1- 3		0- 0	0- 0		NEUTRAL		0- 2		1- 0		0- 1				
11- 7		0- 0	0- 3		CONFERENCE		0- 0		2- 1		9- 3				
6- 2		0- 0	0- 1		HOME		0- 0		0- 1		6- 0				
3- 4		0- 0	0- 1		AWAY		0- 0		1- 0		2- 3				
2- 1		0- 0	0- 1		NEUTRAL		0- 0		1- 0		1- 0				
RPI S	Opponent	Score	RPI S	Opponent	Score	RPI S	Opponent	Score	RPI S	Opponent	Score				
33 A	Mi ddle Tenn.	0 3	51 N	St. Louis	1 3	112 H	North Texas	2 3							
44 A	Wis. -Milwaukee	2 3	75 N	Towson	1 3	130 H	Western Mi ch.	0 3							
44 H	Wis. -Milwaukee	1 3	92 A	Northern Ill.	0 3	140 A	Cleveland St.	3 1							
44 N	Wis. -Milwaukee	0 3				140 H	Cleveland St.	1 3							
45 A	Northwestern	0 3				140 N	Cleveland St.	3 2							
						144 N	Miami (Ohio)	3 2							
						159 H	Valparaiso	1 3							
						173 A	South Fla.	0 3							
						177 A	Wis. -Green Bay	2 3							
						177 H	Wis. -Green Bay	3 1							
						189 A	Loyola (Ill.)	0 3							
						189 H	Loyola (Ill.)	3 2							
						189 H	Loyola (Ill.)	3 0							
						195 A	Wright St.	2 3							
						195 H	Wright St.	3 0							
						212 N	UTEP	1 3							
						228 H	Bradley	3 0							
						232 H	Western Ill.	3 1							
						239 A	Eastern Ill.	3 1							
						250 A	Youngstown St.	3 2							
						250 H	Youngstown St.	3 0							
						272 A	Butler	3 1							
						272 H	Butler	3 0							
						272 N	Butler	3 0							
						276 H	DePaul	3 0							
						316 H	Chicago St.	3 0							
LAST 10 DIVISION I GAMES			44 N Wis. -Milwaukee 0 3			44 A Wis. -Milwaukee 2 3									
			140 N Cleveland St. 3 2			250H Youngstown St. 3 0									
			272 N Butler 3 0			140H Cleveland St. 1 3									
			189 A Loyola (Ill.) 0 3			272A Butler 3 1									
			177 A Wis. -Green Bay 2 3			195A Wright St. 2 3									

Non-Div. I Games

111. -Chi cago

Average RPI	W n 220	WON-LOST	WINNING	LAST 10	OPPONENT	OPP.	STRENGTH	TEAM	ADJ	CONF.	ADJ	CONF.
Average RPI	Loss 94	RECORD	PCT. RANK	GAMES	SUCCESS	OF	SCHEDULE	RPI	RPI	RPI	RPI	RPI
DIV. I ONLY		10- 19	231	4- 6	102		137	196	180	12	11	
DIV. I NON-CONF		4- 7	217	1- 0	107		179	184	173	13	12	
<hr/>												
TOTALS	RPI 1-25		RPI 26-50		W-L RECORDS		RPI 51-100			RPI 101-150		RPI 150+
10- 19	0- 1		0- 2		OVERALL		1- 6			0- 8		9- 2
6- 7	0- 1		0- 1		HOME		1- 2			0- 3		5- 0
2- 10	0- 0		0- 1		AWAY		0- 3			0- 4		2- 2
2- 2	0- 0		0- 0		NEUTRAL		0- 1			0- 1		2- 0
4- 7	0- 1		0- 0		NON-CONFERENCE		0- 3			0- 2		4- 1
2- 2	0- 1		0- 0		HOME		0- 1			0- 0		2- 0
0- 3	0- 0		0- 0		AWAY		0- 1			0- 1		0- 1
2- 2	0- 0		0- 0		NEUTRAL		0- 1			0- 1		2- 0
6- 12	0- 0		0- 2		CONFERENCE		1- 3			0- 6		5- 1
4- 5	0- 0		0- 1		HOME		1- 1			0- 3		3- 0
2- 7	0- 0		0- 1		AWAY		0- 2			0- 3		2- 1
0- 0	0- 0		0- 0		NEUTRAL		0- 0			0- 0		0- 0
RPI S	Opponent	Score	RPI S	Opponent	Score	RPI S	Opponent	Score	RPI S	Opponent	Score	
25 H	UNI	0 3	35 A	Hofstra	0 3	55 A	Jacksonville St.	0 3	106 A	James Madi son	0 3	
			35 H	Hofstra	1 3	62 N	Winthrop	0 3	106 H	James Madi son	0 3	
						75 A	Towson	2 3	107 N	Missi ssi ppi St.	0 3	
						75 H	Towson	0 3	109 A	Georgi a Tech	0 3	
						87 H	UAB	0 3	110 A	Northeastern	0 3	
						91 A	Del aware	1 3	110 H	Northeastern	0 3	
						91 H	Del aware	3 2	123 A	VCU	1 3	
									123 H	VCU	0 3	
									154 A	Auburn	0 3	
									168 N	Georgi a	3 2	
									190 A	William & Mary	2 3	
									190 H	William & Mary	3 2	
									218 A	George Mason	3 1	
									218 H	George Mason	3 0	
									219 N	Gardner-Webb	3 1	
									257 H	Mercer	3 1	
									263 A	UNC Wi lmi ngton	3 2	
									263 H	UNC Wi lmi ngton	3 0	
									308 H	Kennesaw St.	3 0	
<hr/>												
LAST 10 DIVISION I GAMES												
			35 A	Hofstra	0 3	106 H	James Madi son	0 3				
			110 A	Northeastern	0 3	218 H	George Mason	3 0				
			75 H	Towson	0 3	257 H	Mercer	3 1				
			91 H	Del aware	3 2	190 A	William & Mary	2 3				
			263 H	UNC Wi lmi ngton	3 0	123 A	VCU	1 3				

Non-Div. I Games

Georgia St.

Average RPI	W n 165	WON-LOST	WINNING	LAST 10	OPPONENT	OPP.	STRENGTH	TEAM	ADJ	CONF.	ADJ	CONF.
Average RPI	Loss102	RECORD	PCT. RANK	GAMES	SUCCESS	OF	SCHEDULE	RPI	RPI	RPI	RPI	RPI
DIV. I ONLY		12- 19	216	4- 6	105		95	175	182	8	8	
DIV. I NON-CONF		3- 6	228	0- 0	103		116	186	181	8	7	
TOTALS	RPI 1-25		RPI 26-50	W-L RECORDS		RPI 51-100			RPI 101-150		RPI 150+	
12- 19	0- 0		0- 3	OVERALL		1- 6			5- 6		6- 4	
5- 9	0- 0		0- 1	HOME		0- 4			2- 3		3- 1	
6- 7	0- 0		0- 2	AWAY		1- 2			3- 2		2- 1	
1- 3	0- 0		0- 0	NEUTRAL		0- 0			0- 1		1- 2	
3- 6	0- 0		0- 1	NON-CONFERENCE		1- 2			0- 1		2- 2	
1- 2	0- 0		0- 0	HOME		0- 2			0- 0		1- 0	
1- 1	0- 0		0- 1	AWAY		1- 0			0- 0		0- 0	
1- 3	0- 0		0- 0	NEUTRAL		0- 0			0- 1		1- 2	
9- 13	0- 0		0- 2	CONFERENCE		0- 4			5- 5		4- 2	
4- 7	0- 0		0- 1	HOME		0- 2			2- 3		2- 1	
5- 6	0- 0		0- 1	AWAY		0- 2			3- 2		2- 1	
0- 0	0- 0		0- 0	NEUTRAL		0- 0			0- 0		0- 0	
RPI S	Opponent	Score	RPI S	Opponent	Score	RPI S	Opponent	Score	RPI S	Opponent	Score	
			29 A Duke		0 3	65 A Al abama		3 2	103 A Fl ori da St.		3 2	
			29 H Duke		0 3	69 A Vi rgi ni a		0 3	103 H Fl ori da St.		2 3	
			38 A Mi chi gan St.		0 3	69 H Vi rgi ni a		1 3	109 A Georgi a Tech		3 1	
						70 H Loyol a Marymount		0 3	109 H Georgi a Tech		2 3	
						77 H Fl ori da A&M		2 3	125 A Vi rgi ni a Tech		1 3	
						83 A Cl emson		1 3	125 H Vi rgi ni a Tech		3 0	
						83 H Cl emson		1 3	134 N Kansas		1 3	
									139 A North Carol ina		1 3	
									139 H North Carol ina		0 3	
									142 A Wake Forest		3 1	
									142 H Wake Forest		3 1	
									155 A Maryl and		0 3	
									155 H Maryl and		3 0	
									157 N Eastern Mi ch.		0 3	
									164 N Vill anova		2 3	
									169 A Boston College		3 1	
									169 H Boston College		2 3	
									186 H Jacksonvill e		3 1	
									256 N Al abama A&M		3 0	
									265 A North Carol ina St.		3 0	
									265 H North Carol ina St.		3 1	
LAST 10 DIVISION I GAMES												
			29 A Duke		0 3	125H Vi rgi ni a Tech		3 0				
			142 A Wake Forest		3 1	83 H Cl emson		1 3				
			265 A North Carol ina St.		3 0	109H Georgi a Tech		2 3				
			139 A North Carol ina		1 3	169A Boston Col lege		3 1				
			69 H Vi rgi ni a		1 3	155A Maryl and		0 3				

Non-Di v. I Games

Mi ami (Fl a.)

Average RPI	W n 236	WON-LOST	WINNING	LAST 10	OPPONENT	OPP.	STRENGTH	TEAM	ADJ	CONF.	ADJ	CONF.
Average RPI	Loss136	RECORD	PCT. RANK	GAMES	SUCCESS	OF	SCHEDULE	RPI	RPI	RPI	RPI	RPI
DIV. I ONLY		15- 13	140	3- 7	248		248	193	183	20	18	
DIV. I NON-CONF		8- 4	85	0- 1	286		296	193	195	20	20	

TOTALS	RPI 1-25		RPI 26-50		W-L RECORDS		RPI 51-100			RPI 101-150		RPI 150+
15- 13	0- 0		0- 0		OVERALL		0- 2			2- 7		13- 4
5- 3	0- 0		0- 0		HOME		0- 1			2- 2		3- 0
5- 8	0- 0		0- 0		AWAY		0- 0			0- 5		5- 3
5- 2	0- 0		0- 0		NEUTRAL		0- 1			0- 0		5- 1
8- 4	0- 0		0- 0		NON-CONFERENCE		0- 1			0- 0		8- 3
0- 0	0- 0		0- 0		HOME		0- 0			0- 0		0- 0
3- 2	0- 0		0- 0		AWAY		0- 0			0- 0		3- 2
5- 2	0- 0		0- 0		NEUTRAL		0- 1			0- 0		5- 1
7- 9	0- 0		0- 0		CONFERENCE		0- 1			2- 7		5- 1
5- 3	0- 0		0- 0		HOME		0- 1			2- 2		3- 0
2- 6	0- 0		0- 0		AWAY		0- 0			0- 5		2- 1
0- 0	0- 0		0- 0		NEUTRAL		0- 0			0- 0		0- 0
RPI S	Opponent	Score	RPI S	Opponent	Score	RPI S	Opponent	Score	RPI S	Opponent	Score	
						55 H	Jacksonville St.	0 3	116 A	Eastern Ky.	0 3	
						82 N	Memphis	1 3	116 H	Eastern Ky.	3 2	
									117 A	Morehead St.	1 3	
									117 H	Morehead St.	0 3	
									121 A	Murray St.	2 3	
									121 H	Murray St.	1 3	
									128 A	Tennessee St.	0 3	
									128 H	Tennessee St.	3 1	
									136 A	Tennessee Tech	1 3	
									152 A	Southeast Mo. St.	0 3	
									152 H	Southeast Mo. St.	3 1	
									163 N	UNC Greensboro	1 3	
									177 N	Wis.-Green Bay	3 2	
									213 A	Lipscomb	2 3	
									235 N	Elon	3 0	
									239 A	Eastern Ill.	3 1	
									239 H	Eastern Ill.	3 1	
									240 A	IUPUI	3 0	
									245 A	Troy	2 3	
									263 A	UNC Wilmington	3 0	
									264 A	Austin Peay	3 2	
									278 H	Samford	3 0	
									281 N	Campbell	3 1	
									299 A	Wofford	3 0	
									312 N	South Carolina St.	3 0	
									317 N	Alcorn St.	3 0	

LAST 10 DIVISION I GAMES												
						128 H	Tennessee St.	3 1	117A	Morehead St.	1 3	
						121 A	Murray St.	2 3	213A	Lipscomb	2 3	
						278 H	Samford	3 0	136A	Tennessee Tech	1 3	
						55 H	Jacksonville St.	0 3	121H	Murray St.	1 3	
						116 A	Eastern Ky.	0 3	152H	Southeast Mo. St.	3 1	

Non-Div. I Games Sewanee

3 0

Winston-Salem

3 0

Trevecca Nazarene

3 0

Tenn. -Martin

Average RPI	W n 193	WON-LOST	WINNING	LAST 10	OPPONENT	OPP.	STRENGTH	TEAM	ADJ	CONF.	ADJ	CONF.
Average RPI	Loss110	RECORD	PCT. RANK	GAMES	SUCCESS	OF	SCHEDULE	RPI	RPI	RPI	RPI	RPI
DIV. I ONLY		12- 19	216	2- 8	116		99	181	184	9	9	
DIV. I NON-CONF		7- 7	155	0- 0	152		105	147	162	12	13	
<hr/>												
TOTALS	RPI 1-25		RPI 26-50		W-L RECORDS		RPI 51-100			RPI 101-150		RPI 150+
12- 19	0- 2		0- 1		OVERALL		2- 7			2- 5		8- 4
7- 5	0- 0		0- 0		HOME		1- 3			2- 0		4- 2
3- 10	0- 1		0- 1		AWAY		1- 3			0- 5		2- 0
2- 4	0- 1		0- 0		NEUTRAL		0- 1			0- 0		2- 2
7- 7	0- 2		0- 1		NON-CONFERENCE		2- 1			0- 0		5- 3
3- 1	0- 0		0- 0		HOME		1- 0			0- 0		2- 1
2- 2	0- 1		0- 1		AWAY		1- 0			0- 0		1- 0
2- 4	0- 1		0- 0		NEUTRAL		0- 1			0- 0		2- 2
5- 12	0- 0		0- 0		CONFERENCE		0- 6			2- 5		3- 1
4- 4	0- 0		0- 0		HOME		0- 3			2- 0		2- 1
1- 8	0- 0		0- 0		AWAY		0- 3			0- 5		1- 0
0- 0	0- 0		0- 0		NEUTRAL		0- 0			0- 0		0- 0
RPI S	Opponent	Score	RPI S	Opponent	Score	RPI S	Opponent	Score	RPI S	Opponent	Score	
5 N	Penn St.	0 3	26 A	Mi chi gan	0 3	73 A	Tul sa	2 3	115 A	Marshall I	0 3	
17 A	LSU	1 3				73 H	Tul sa	2 3	119 A	East Caro.	2 3	
						80 A	Ari zona	3 2	131 A	Houston	1 3	
						82 H	Memphi s	2 3	131 A	Houston	0 3	
						85 H	Ill i noi s St.	3 2	131 H	Houston	3 2	
						87 A	UAB	2 3	145 A	SMU	2 3	
						90 N	I PFW	2 3	145 H	SMU	3 1	
						94 A	Tul ane	1 3	166 H	UTSA	2 3	
						94 H	Tul ane	1 3	194 H	McNeese St.	3 0	
									196 H	Southern Mi ss.	2 3	
									212 A	UTEP	3 2	
									212 H	UTEP	3 1	
									214 N	New Hampshi re	0 3	
									220 H	UCF	3 1	
									228 N	Bradley	3 2	
									238 N	Montana St.	2 3	
									248 A	Lamar	3 0	
									276 H	DePaul	3 0	
									279 N	Ni chol I s St.	3 0	
<hr/>												
LAST 10 DIVISION I GAMES												
131 A Houston					0 3	145H SMU					3 1	
145 A SMU					2 3	115A Marshall I					0 3	
73 A Tul sa					2 3	119A East Caro.					2 3	
131 A Houston					1 3	94 A Tul ane					1 3	
73 H Tul sa					2 3	212A UTEP					3 2	

Non-Div. I Games

Rice

Average RPI			Wi n 185	WON-LOST	WINNING	LAST 10	OPPONENT		OPP.	STRENGTH	TEAM	ADJ	CONF.	ADJ	CONF.
Average RPI			Loss 78	RECORD	PCT. RANK	GAMES	SUCCESS		OF	SCHEDULE	RPI	RPI	RPI	RPI	
DIV. I	ONLY			8- 21	264	2- 8	89			69	206	185	7	7	
DIV. I	NON-CONF			5- 10	228	2- 1	109			52	183	178	7	6	
TOTALS			RPI 1-25		RPI 26-50	W-L RECORDS	RPI 51-100				RPI 101-150		RPI 150+		
8- 21	0- 3			0- 5	OVERALL		1- 8				2- 4		5- 1		
4- 8	0- 2			0- 1	HOME		1- 3				1- 2		2- 0		
3- 9	0- 1			0- 3	AWAY		0- 2				1- 2		2- 1		
1- 4	0- 0			0- 1	NEUTRAL		0- 3				0- 0		1- 0		
5- 10	0- 1			0- 3	NON-CONFERENCE		1- 4				1- 1		3- 1		
3- 2	0- 1			0- 0	HOME		1- 1				1- 0		1- 0		
1- 4	0- 0			0- 2	AWAY		0- 0				0- 1		1- 1		
1- 4	0- 0			0- 1	NEUTRAL		0- 3				0- 0		1- 0		
3- 11	0- 2			0- 2	CONFERENCE		0- 4				1- 3		2- 0		
1- 6	0- 1			0- 1	HOME		0- 2				0- 2		1- 0		
2- 5	0- 1			0- 1	AWAY		0- 2				1- 1		1- 0		
0- 0	0- 0			0- 0	NEUTRAL		0- 0				0- 0		0- 0		
RPI S	Opponent	Score		RPI S	Opponent	Score	RPI S	Opponent	Score		RPI S	Opponent	Score		
15 H	Cal i forni a	2 3		26 A	Mi chi gan	0 3	53 A	UC Santa Barb.	0 3		124 A	UC I rvine	3 1		
18 A	Cal Poly	0 3		27 A	Long Beach St.	0 3	53 H	UC Santa Barb.	0 3		124 H	UC I rvine	2 3		
18 H	Cal Poly	0 3		27 H	Long Beach St.	0 3	67 H	Yale	3 1		131 H	Houston	3 1		
				39 N	Santa Clara	0 3	69 N	Vi rgi ni a	1 3		147 A	Nevada	0 3		
				40 A	Sacramento St.	0 3	74 H	Portland St.	1 3		149 A	Cal St. Fullerton	0 3		
							86 N	Marquette	1 3		149 H	Cal St. Fullerton	1 3		
							97 N	Kansas St.	0 3		205 N	Montana	3 1		
							98 A	Cal St.	0 3		223 A	Fresno St.	0 3		
								Northridge			229 A	UC Davi s	3 2		
							98 H	Cal St.	0 3		229 H	UC Davi s	3 2		
								Northridge			246 A	UC Ri versi de	3 0		
											246 H	UC Ri versi de	3 1		
LAST 10 DIVISION I GAMES															
131 H	Houston	3 1		53 A	UC Santa Barb.	0 3									
74 H	Portland St.	1 3		229 H	UC Davi s	3 2									
27 H	Long Beach St.	0 3		149 A	Cal St. Fullerton	0 3									
124 H	UC I rvine	2 3		98 A	Cal St. Northridge	0 3									
18 A	Cal Poly	0 3		53 H	UC Santa Barb.	0 3									

Non-Di v. I Games

Paci f i c

Average RPI	Win 259	WON-LOST	WINNING	LAST 10	OPPONENT	OPP.	STRENGTH	TEAM	ADJ.	CONF.	ADJ.	CONF.
Average RPI	Loss118	RECORD	PCT. RANK	GAMES	SUCCESS	OF	SCHEDULE	RPI	RPI	RPI	RPI	RPI
DIV. I ONLY		17- 14	134	6- 4	232		261	184	186	26	24	
DIV. I NON-CONF		9- 8	150	1- 0	242		272	200	209	24	25	

TOTALS	RPI 1-25		RPI 26-50		W-L RECORDS		RPI 51-100			RPI 101-150		RPI 150+
17- 14	0- 1		0- 0		OVERALL		0- 6			1- 1		16- 6
9- 2	0- 0		0- 0		HOME		0- 1			0- 0		9- 1
6- 8	0- 1		0- 0		AWAY		0- 2			0- 1		6- 4
2- 4	0- 0		0- 0		NEUTRAL		0- 3			1- 0		1- 1
9- 8	0- 1		0- 0		NON-CONFERENCE		0- 4			0- 0		9- 3
5- 1	0- 0		0- 0		HOME		0- 1			0- 0		5- 0
4- 3	0- 1		0- 0		AWAY		0- 0			0- 0		4- 2
0- 4	0- 0		0- 0		NEUTRAL		0- 3			0- 0		0- 1
8- 6	0- 0		0- 0		CONFERENCE		0- 2			1- 1		7- 3
4- 1	0- 0		0- 0		HOME		0- 0			0- 0		4- 1
2- 5	0- 0		0- 0		AWAY		0- 2			0- 1		2- 2
2- 0	0- 0		0- 0		NEUTRAL		0- 0			1- 0		1- 0
RPI S	Opponent	Score	RPI S	Opponent	Score	RPI S	Opponent	Score	RPI S	Opponent	Score	
21 A	Louisville	0 3				55 H	Jacksonville St.	0 3	102 A	East Tenn. St.	2 3	
						70 N	Loyola Marymount	1 3	102 N	East Tenn. St.	3 2	
						77 N	Florida A&M	1 3	153 A	North Fla.	1 3	
						79 A	Belmont	1 3	153 H	North Fla.	1 3	
						79 A	Belmont	0 3	173 A	South Fla.	0 3	
						99 N	Texas Tech	0 3	182 A	Miami (Fla.)	1 3	
									195 N	Wright St.	1 3	
									210 H	Lafayette	3 0	
									213 A	Lipscomb	2 3	
									219 H	Gardner-Webb	3 1	
									219 N	Gardner-Webb	3 1	
									230 H	Ga. Southern	3 1	
									257 H	Mercer	3 1	
									266 H	UMKC	3 1	
									269 A	Stetson	3 0	
									269 H	Stetson	3 0	
									273 A	Bethune-Cookman	3 1	
									273 H	Bethune-Cookman	3 0	
									281 H	Campbell	3 2	
									289 A	Coastal Caro.	3 1	
									308 A	Kennesaw St.	3 0	
									309 A	Charleston So.	3 0	
									314 H	Southeastern La.	3 2	
									320 A	Savannah St.	3 0	

LAST 10 DIVISION I GAMES												
						79 A	Belmont	0 3	79 A	Belmont	1 3	
						102 N	East Tenn. St.	3 2	213 A	Lipscomb	2 3	
						219 N	Gardner-Webb	3 1	219 H	Gardner-Webb	3 1	
						269 A	Stetson	3 0	281 H	Campbell	3 2	
						153 H	North Fla.	1 3	273 A	Bethune-Cookman	3 1	

Non-Div. I Games Fla. Gulf Coast 0 3

Jacksonville

Average RPI	W n 220	WON-LOST	WINNING	LAST 10	OPPONENT	OPP.	STRENGTH	TEAM	ADJ	CONF.	ADJ	CONF.
Average RPI	Loss127	RECORD	PCT. RANK	GAMES	SUCCESS	OF	SCHEDULE	RPI	RPI	RPI	RPI	RPI
DIV. I ONLY		17- 13	124	4- 6	260		173	176	187	15	15	
DIV. I NON-CONF		10- 3	48	0- 1	287		243	150	149	15	14	
<hr/>												
TOTALS	RPI 1-25		RPI 26-50		W-L RECORDS		RPI 51-100			RPI 101-150		RPI 150+
17- 13	0- 1		0- 1		OVERALL		0- 4			2- 1		15- 6
7- 6	0- 1		0- 0		HOME		0- 3			1- 1		6- 1
5- 7	0- 0		0- 1		AWAY		0- 1			1- 0		4- 5
5- 0	0- 0		0- 0		NEUTRAL		0- 0			0- 0		5- 0
10- 3	0- 0		0- 1		NON-CONFERENCE		0- 1			0- 0		10- 1
3- 1	0- 0		0- 0		HOME		0- 1			0- 0		3- 0
2- 2	0- 0		0- 1		AWAY		0- 0			0- 0		2- 1
5- 0	0- 0		0- 0		NEUTRAL		0- 0			0- 0		5- 0
7- 10	0- 1		0- 0		CONFERENCE		0- 3			2- 1		5- 5
4- 5	0- 1		0- 0		HOME		0- 2			1- 1		3- 1
3- 5	0- 0		0- 0		AWAY		0- 1			1- 0		2- 4
0- 0	0- 0		0- 0		NEUTRAL		0- 0			0- 0		0- 0
RPI S Opponent	Score		RPI S Opponent	Score		RPI S Opponent	Score		RPI S Opponent	Score		
23 H Ohio	1 3		44 A Wis. -Milwaukee	0 3		64 H Bowling Green	0 3		130 A Western Mich.	3 1		
						90 H IPFW	2 3		130 H Western Mich.	3 2		
						92 A Northern Ill.	0 3		144 H Miami (Ohio)	0 3		
						92 H Northern Ill.	2 3		157 A Eastern Mich.	2 3		
									157 H Eastern Mich.	3 0		
									170 A Ball St.	2 3		
									170 H Ball St.	3 0		
									171 A Toledo	1 3		
									171 H Toledo	3 1		
									171 H Toledo	2 3		
									174 N Northern Colo.	3 1		
									177 H Wis. -Green Bay	3 1		
									215 H Idaho St.	3 0		
									217 A Buffalo	3 1		
									218 A George Mason	0 3		
									221 A Kent St.	0 3		
									248 N Lamar	3 2		
									254 A Birmingham-So.	3 0		
									255 A Akron	3 0		
									277 H Indiana St.	3 0		
									279 N Nicholls St.	3 0		
									281 N Campbell	3 0		
									283 N South Ala.	3 0		
									316 A Chicago St.	3 1		
<hr/>												
LAST 10 DIVISION I GAMES												
171 H Toledo	2 3		217A Buffalo	3 1								
170 A Ball St.	2 3		255A Akron	3 0								
171 A Toledo	1 3		90 H IPFW	2 3								
23 H Ohio	1 3		171H Toledo	3 1								
157 A Eastern Mich.	2 3		170H Ball St.	3 0								

Non-Div. I Games

Central Mich.

Average RPI	W n 267	WON-LOST	WINNING	LAST 10	OPPONENT	OPP.	STRENGTH	TEAM	ADJ	CONF.	ADJ	CONF.
Average RPI	Loss138	RECORD	PCT. RANK	GAMES	SUCCESS	OF	SCHEDULE	RPI	RPI	RPI	RPI	RPI
DIV. I ONLY		19- 10	83	7- 3	283		274	186	188	30	30	
DIV. I NON-CONF		11- 6	96	2- 0	233		246	149	164	30	30	
<hr/>												
TOTALS	RPI 1-25		RPI 26-50		W-L RECORDS		RPI 51-100			RPI 101-150		RPI 150+
19- 10	0- 1		0- 0		OVERALL		1- 4			1- 0		17- 5
8- 3	0- 0		0- 0		HOME		1- 2			0- 0		7- 1
6- 6	0- 1		0- 0		AWAY		0- 2			0- 0		6- 3
5- 1	0- 0		0- 0		NEUTRAL		0- 0			1- 0		4- 1
11- 6	0- 1		0- 0		NON-CONFERENCE		1- 2			1- 0		9- 3
4- 2	0- 0		0- 0		HOME		1- 1			0- 0		3- 1
4- 3	0- 1		0- 0		AWAY		0- 1			0- 0		4- 1
3- 1	0- 0		0- 0		NEUTRAL		0- 0			1- 0		2- 1
8- 4	0- 0		0- 0		CONFERENCE		0- 2			0- 0		8- 2
4- 1	0- 0		0- 0		HOME		0- 1			0- 0		4- 0
2- 3	0- 0		0- 0		AWAY		0- 1			0- 0		2- 2
2- 0	0- 0		0- 0		NEUTRAL		0- 0			0- 0		2- 0
RPI S	Opponent	Score	RPI S	Opponent	Score	RPI S	Opponent	Score	RPI S	Opponent	Score	
22 A	Col orado	0 3				58 H	Ci nci nnati	0 3	120 N	Al bany (N. Y.)	3 1	
						67 A	Yal e	0 3	196 N	Southern Mi ss.	2 3	
						96 H	Connecti cut	3 1	200 H	Dartmouth	0 3	
						100 A	Long Isl and	0 3	201 A	Robert Morris	1 3	
						100 H	Long Isl and	0 3	214 A	New Hampshire	0 3	
									225 A	St. Francis (Pa.)	2 3	
									227 N	Col gate	3 1	
									244 N	Rhode Isl and	3 2	
									260 A	Fai rl ei gh Di cki nson	3 1	
									260 N	Fai rl ei gh Di cki nson	3 0	
									261 A	Mari st	3 2	
									270 H	Iona	3 0	
									282 H	NJIT	3 0	
									296 H	Wagner	3 1	
									296 N	Wagner	3 0	
									298 A	Hartford	3 1	
									298 H	Hartford	3 0	
									300 A	Holy Cross	3 0	
									303 H	St. Francis (N. Y.)	3 0	
									304 A	Provi dence	3 0	
									313 H	Sacred Heart	3 0	
									319 A	Qui nni pi ac	3 0	
									319 H	Qui nni pi ac	3 0	
<hr/>												
LAST 10 DIVISION I GAMES												
100 A	Long Isl and	0 3	304 A	Provi dence	3 0							
260 N	Fai rl ei gh Di cki nson	3 0	296 H	Wagner	3 1							
319 A	Qui nni pi ac	3 0	282 H	NJIT	3 0							
225 A	St. Francis (Pa.)	2 3	260 A	Fai rl ei gh Di cki nson	3 1							
201 A	Robert Morris	1 3	313 H	Sacred Heart	3 0							

Non-Div. I Games

Central Conn. St.

Average RPI	Win 194	WON-LOST	WINNING	LAST 10	OPPONENT	OPP.	STRENGTH	TEAM	ADJ.	CONF.	ADJ.	CONF.
Average RPI	Loss131	RECORD	PCT. RANK	GAMES	SUCCESS	OF SCHEDULE	RPI	RPI	RPI	RPI	RPI	RPI
DIV. I ONLY		14- 16	171	4- 6	199	138	183	189	19	20		
DIV. I NON-CONF		7- 7	155	0- 0	206	79	172	167	19	19		
<hr/>												
TOTALS		RPI 1-25	RPI 26-50		W-L RECORDS		RPI 51-100		RPI 101-150		RPI 150+	
14- 16		0- 0	1- 3		OVERALL		1- 3		2- 3		10- 7	
9- 1		0- 0	1- 0		HOME		1- 1		2- 0		5- 0	
2- 10		0- 0	0- 2		AWAY		0- 1		0- 2		2- 5	
3- 5		0- 0	0- 1		NEUTRAL		0- 1		0- 1		3- 2	
7- 7		0- 0	0- 2		NON-CONFERENCE		1- 3		1- 1		5- 1	
3- 1		0- 0	0- 0		HOME		1- 1		1- 0		1- 0	
1- 3		0- 0	0- 1		AWAY		0- 1		0- 1		1- 0	
3- 3		0- 0	0- 1		NEUTRAL		0- 1		0- 0		3- 1	
7- 9		0- 0	1- 1		CONFERENCE		0- 0		1- 2		5- 6	
6- 0		0- 0	1- 0		HOME		0- 0		1- 0		4- 0	
1- 7		0- 0	0- 1		AWAY		0- 0		0- 1		1- 5	
0- 2		0- 0	0- 0		NEUTRAL		0- 0		0- 1		0- 1	
RPI S	Opponent	Score	RPI S	Opponent	Score	RPI S	Opponent	Score	RPI S	Opponent	Score	
			36 N	Illinois	1 3	51 H	St. Louis	0 3	130 A	Western Mi ch.	0 3	
			44 A	Wis. -Milwaukee	0 3	55 H	Jacksonville St.	3 2	140 A	Cleveland St.	0 3	
			44 H	Wis. -Milwaukee	3 1	59 N	Mississippi	0 3	140 H	Cleveland St.	3 2	
			50 A	Texas A&M	0 3	86 A	Marquette	0 3	140 N	Cleveland St.	0 3	
									146 H	Oregon St.	3 2	
									159 N	Valparaiso	2 3	
									177 A	Wis. -Green Bay	0 3	
									177 H	Wis. -Green Bay	3 0	
									179 A	Ill. -Chicago	2 3	
									179 A	Ill. -Chicago	0 3	
									179 H	Ill. -Chicago	3 0	
									194 N	McNeese St.	3 1	
									194 N	McNeese St.	3 0	
									195 A	Wright St.	1 3	
									195 N	Wright St.	2 3	
									228 A	Bradley	3 2	
									250 A	Youngstown St.	3 0	
									250 H	Youngstown St.	3 1	
									272 A	Butler	2 3	
									272 H	Butler	3 1	
									276 N	DePaul	3 0	
									307 H	Oakland	3 0	
LAST 10 DIVISION I GAMES												
			140 N	Cleveland St.	0 3	250H	Youngstown St.	3 1				
			179 H	Ill. -Chicago	3 0	195A	Wright St.	1 3				
			44 A	Wis. -Milwaukee	0 3	272A	Butler	2 3				
			177 A	Wis. -Green Bay	0 3	179A	Ill. -Chicago	0 3				
			140 H	Cleveland St.	3 2	177H	Wis. -Green Bay	3 0				

Non-Div. I Games

Loyola (Ill.)

Average RPI	W n 224	WON-LOST	WINNING	LAST 10	OPPONENT	OPP.	STRENGTH	TEAM	ADJ	CONF.	ADJ	CONF.
Average RPI	Loss104	RECORD	PCT. RANK	GAMES	SUCCESS	OF	SCHEDULE	RPI	RPI	RPI	RPI	RPI
DIV. I ONLY		10- 16	219	4- 6	182		165	208	190	12	11	
DIV. I NON-CONF		4- 4	155	1- 0	248		260	214	194	13	12	

TOTALS	RPI 1-25		RPI 26-50		W-L RECORDS		RPI 51-100			RPI 101-150		RPI 150+
10- 16	0- 1		0- 2		OVERALL		1- 3			1- 8		8- 2
8- 6	0- 1		0- 1		HOME		1- 1			1- 2		6- 1
2- 8	0- 0		0- 1		AWAY		0- 2			0- 4		2- 1
0- 2	0- 0		0- 0		NEUTRAL		0- 0			0- 2		0- 0
4- 4	0- 1		0- 0		NON-CONFERENCE		0- 0			0- 3		4- 0
4- 1	0- 1		0- 0		HOME		0- 0			0- 0		4- 0
0- 1	0- 0		0- 0		AWAY		0- 0			0- 1		0- 0
0- 2	0- 0		0- 0		NEUTRAL		0- 0			0- 2		0- 0
6- 12	0- 0		0- 2		CONFERENCE		1- 3			1- 5		4- 2
4- 5	0- 0		0- 1		HOME		1- 1			1- 2		2- 1
2- 7	0- 0		0- 1		AWAY		0- 2			0- 3		2- 1
0- 0	0- 0		0- 0		NEUTRAL		0- 0			0- 0		0- 0
RPI S	Opponent	Score	RPI S	Opponent	Score	RPI S	Opponent	Score	RPI S	Opponent	Score	
24 H	St. John's (N.Y.)	0 3	35 A	Hofstra	0 3	75 A	Towson	1 3	106 A	James Madi son	1 3	
			35 H	Hofstra	1 3	75 H	Towson	2 3	106 H	James Madi son	3 0	
						91 A	Del aware	2 3	108 N	Furman	0 3	
						91 H	Del aware	3 1	110 A	Northeastern	0 3	
									110 H	Northeastern	2 3	
									119 A	East Caro.	1 3	
									123 A	VCU	1 3	
									123 H	VCU	1 3	
									125 N	Vi rgi ni a Tech	0 3	
									180 A	Georgi a St.	2 3	
									180 H	Georgi a St.	3 2	
									216 H	Stony Brook	3 2	
									218 A	George Mason	3 2	
									218 H	George Mason	0 3	
									263 A	UNC Wi lmi ngton	3 1	
									263 H	UNC Wi lmi ngton	3 0	
									267 H	Ai r Force	3 0	
									315 H	Hampton	3 0	
									318 H	Norfol k St.	3 0	

LAST 10 DIVISION I GAMES												
			75 A	Towson	1 3	218H	George Mason	0 3				
			91 A	Del aware	2 3	35 A	Hofstra	0 3				
			123 H	VCU	1 3	110A	Northeastern	0 3				
			315 H	Hampton	3 0	180H	Georgi a St.	3 2				
			106 H	James Madi son	3 0	263H	UNC Wi lmi ngton	3 0				

Non-Div. I Games

William & Mary

Average RPI			W n 236	WON-LOST	WINNING	LAST 10	OPPONENT			STRENGTH	TEAM	ADJ	CONF.	ADJ	CONF.
Average RPI			Loss115	RECORD	PCT. RANK	GAMES	SUCCESS			OF SCHEDULE	RPI	RPI	RPI	RPI	RPI
DIV. I ONLY				11- 14	182	3- 7	202			186	198	191	16	16	
DIV. I NON-CONF				6- 5	131	0- 0	269			220	205	193	17	17	
TOTALS			RPI 1-25		RPI 26-50	W-L RECORDS	RPI 51-100						RPI 101-150		RPI 150+
11- 14			0- 0		0- 0	OVERALL				0- 8			0- 2		11- 4
6- 6			0- 0		0- 0	HOME				0- 4			0- 0		6- 2
3- 6			0- 0		0- 0	AWAY				0- 3			0- 1		3- 2
2- 2			0- 0		0- 0	NEUTRAL				0- 1			0- 1		2- 0
6- 5			0- 0		0- 0	NON-CONFERENCE				0- 2			0- 2		6- 1
4- 1			0- 0		0- 0	HOME				0- 1			0- 0		4- 0
0- 2			0- 0		0- 0	AWAY				0- 0			0- 1		0- 1
2- 2			0- 0		0- 0	NEUTRAL				0- 1			0- 1		2- 0
5- 9			0- 0		0- 0	CONFERENCE				0- 6			0- 0		5- 3
2- 5			0- 0		0- 0	HOME				0- 3			0- 0		2- 2
3- 4			0- 0		0- 0	AWAY				0- 3			0- 0		3- 1
0- 0			0- 0		0- 0	NEUTRAL				0- 0			0- 0		0- 0
RPI S	Opponent	Score		RPI S	Opponent	Score	RPI S	Opponent	Score	RPI S	Opponent	Score			
							54 A Princeton	1	3	104 N Utah Valley St.	0	3			
							54 H Princeton	0	3	114 A San Jose St.	0	3			
							67 A Yale	0	3	175 A Penn	2	3			
							67 H Yale	1	3	175 H Penn	2	3			
							93 A Cornell	1	3	199 A Brown	3	0			
							93 H Cornell	2	3	199 H Brown	0	3			
							98 N Cal St.	0	3	200 A Dartmouth	3	2			
							Northridge			200 H Dartmouth	3	1			
							100 H Long Island	0	3	201 N Robert Morris	3	2			
										211 H Binghamton	3	2			
										214 A New Hampshire	2	3			
										237 A Columbia	3	2			
										237 H Columbia	3	2			
										251 H Rutgers	3	1			
										262 H Maine	3	1			
										282 N NJIT	3	0			
										319 H Quinnipiac	3	0			
LAST 10 DIVISION I GAMES															
						67 A Yale	0	3	54 A Princeton	1	3				
						199 A Brown	3	0	93 A Cornell	1	3				
						237 H Columbia	3	2	237 A Columbia	3	2				
						93 H Cornell	2	3	199 H Brown	0	3				
						175 A Penn	2	3	67 H Yale	1	3				

Non-Div. I Games

Harvard

Average RPI	W n 199	WON-LOST	WINNING	LAST 10	OPPONENT	OPP.	STRENGTH	TEAM	ADJ	CONF.	ADJ	CONF.
Average RPI	Loss 94	RECORD	PCT. RANK	GAMES	SUCCESS	OF	SCHEDULE	RPI	RPI	RPI	RPI	RPI
DIV. I ONLY		13- 19	204	3- 7	145		91	185	192	11	10	
DIV. I NON-CONF		7- 8	175	0- 1	110		91	140	140	10	9	
TOTALS	RPI 1-25		RPI 26-50	W-L RECORDS		RPI 51-100			RPI 101-150		RPI 150+	
13- 19	0- 3		0- 6	OVERALL		1- 1			3- 6		9- 3	
6- 4	0- 1		0- 2	HOME		0- 0			2- 1		4- 0	
3- 10	0- 2		0- 1	AWAY		1- 1			0- 3		2- 3	
4- 5	0- 0		0- 3	NEUTRAL		0- 0			1- 2		3- 0	
7- 8	0- 1		0- 4	NON-CONFERENCE		1- 1			1- 1		5- 1	
1- 1	0- 0		0- 1	HOME		0- 0			0- 0		1- 0	
2- 3	0- 1		0- 0	AWAY		1- 1			0- 0		1- 1	
4- 4	0- 0		0- 3	NEUTRAL		0- 0			1- 1		3- 0	
6- 11	0- 2		0- 2	CONFERENCE		0- 0			2- 5		4- 2	
5- 3	0- 1		0- 1	HOME		0- 0			2- 1		3- 0	
1- 7	0- 1		0- 1	AWAY		0- 0			0- 3		1- 2	
0- 1	0- 0		0- 0	NEUTRAL		0- 0			0- 1		0- 0	
RPI S Opponent	Score		RPI S Opponent	Score		RPI S Opponent	Score		RPI S Opponent	Score		
11 A Hawai i	0 3		31 A New Mexico St.	0 3		80 A Oral Roberts	1 3		105 N Texas-Arlington	2 3		
11 H Hawai i	0 3		31 H New Mexico St.	0 3		98 A Cal St.	3 1		114 A San Jose St.	2 3		
19 A Utah	0 3		37 H Brigham Young	0 3		Northridge			114 H San Jose St.	3 1		
			41 N Missouri St.	0 3					138 N Temple	3 0		
			42 N Oregon	0 3					147 A Nevada	0 3		
			43 N Stephen F. Austin	1 3					147 H Nevada	3 2		
									150 A Idaho	1 3		
									150 H Idaho	1 3		
									150 N Idaho	1 3		
									176 A New Mexico	3 1		
									181 A Boise St.	1 3		
									181 H Boise St.	3 1		
									202 N Ark. -Little Rock	3 2		
									204 H Weber St.	3 0		
									215 A Idaho St.	1 3		
									223 A Fresno St.	2 3		
									223 H Fresno St.	3 1		
									246 N UC Riverside	3 0		
									275 A Louisiana Tech	3 1		
									275 H Louisiana Tech	3 0		
									303 N St. Francis (N.Y.)	3 0		
LAST 10 DIVISION I GAMES												
150 N Idaho	1 3		11 H Hawai i	0 3								
150 A Idaho	1 3		31 A New Mexico St.	0 3								
181 A Boise St.	1 3		275 A Louisiana Tech	3 1								
147 H Nevada	3 2		181 H Boise St.	3 1								
215 A Idaho St.	1 3		150 H Idaho	1 3								

Non-Div. I Games

Utah St.

Average RPI				W n 214	WON-LOST		WINNING		LAST 10		OPPONENT		OPP.	STRENGTH	TEAM	ADJ	CONF.	ADJ CONF.					
Average RPI				Loss108	RECORD		PCT.	RANK	GAMES		SUCCESS		OF SCHEDULE		RPI	RPI	RPI	RPI					
D I V. I				ONLY	11- 18		223		4- 6		162		140		203	193	18	19					
D I V. I				NON-CONF	4- 7		217		1- 0		218		111		226	219	18	18					
TOTALS				RPI	1-25		RPI		26-50		W-L RECORDS		RPI		51-100		RPI		101-150		RPI	150+	
11- 18				0- 0				1- 3		OVERALL		1- 5				1- 7		8- 3					
7- 5				0- 0				1- 0		HOME		0- 2				1- 2		5- 1					
2- 9				0- 0				0- 3		AWAY		0- 2				0- 2		2- 2					
2- 4				0- 0				0- 0		NEUTRAL		1- 1				0- 3		1- 0					
4- 7				0- 0				0- 1		NON-CONFERENCE		1- 1				0- 4		3- 1					
2- 0				0- 0				0- 0		HOME		0- 0				0- 0		2- 0					
0- 3				0- 0				0- 1		AWAY		0- 0				0- 1		0- 1					
2- 4				0- 0				0- 0		NEUTRAL		1- 1				0- 3		1- 0					
7- 11				0- 0				1- 2		CONFERENCE		0- 4				1- 3		5- 2					
5- 5				0- 0				1- 0		HOME		0- 2				1- 2		3- 1					
2- 6				0- 0				0- 2		AWAY		0- 2				0- 1		2- 1					
0- 0				0- 0				0- 0		NEUTRAL		0- 0				0- 0		0- 0					
RPI	S	Opponent			Score		RPI	S	Opponent			Score		RPI	S	Opponent			Score				
							33	A	Mi ddl e Tenn.			0	3	57	N	Creighton			0	3			
							33	A	Mi ddl e Tenn.			0	3	60	A	Florida Int' l			0	3			
							33	H	Mi ddl e Tenn.			3	0	60	H	Florida Int' l			1	3			
							34	A	Col orado St.			0	3	68	A	Western Ky.			1	3			
														68	H	Western Ky.			0	3			
														94	N	Tul ane			3	2			
																	101	A	Iowa		2	3	
																	106	N	James Madi son		0	3	
																	111	A	Arkansas St.		1	3	
																	112	H	North Texas		2	3	
																	126	H	New Orleans		3	2	
																	132	H	Denver		0	3	
																	142	N	Wake Forest		0	3	
																	147	N	Nevada		0	3	
																	202	A	Ark. -Li ttle Rock		2	3	
																	220	H	UCF		3	2	
																	238	A	Montana St.		0	3	
																	243	H	La. -Lafayette		0	3	
																	245	A	Troy		3	1	
																	245	H	Troy		3	1	
																	266	N	UMKC		3	1	
																	273	H	Bethune-Cookman		3	0	
																	283	A	South Al a.		3	0	
																	283	H	South Al a.		3	0	
																	284	H	La. -Monroe		3	0	
LAST 10 DIVISION I GAMES																							
							33	A	Mi ddl e Tenn.			0	3	68	H	Western Ky.			0	3			
							245	H	Troy			3	1	33	H	Mi ddl e Tenn.			3	0			
							283	H	South Al a.			3	0	111	A	Arkansas St.			1	3			
							60	A	Fl ori da Int' l			0	3	202	A	Ark. -Li ttle Rock			2	3			
							220	H	UCF			3	2	68	A	Western Ky.			1	3			

Non-Div. I Games

Fla. Atlantic

Average RPI	W n 254	WON-LOST	WINNING	LAST 10	OPPONENT	OPP.	STRENGTH	TEAM	ADJ	CONF.	ADJ	CONF.
Average RPI	Loss136	RECORD	PCT. RANK	GAMES	SUCCESS	OF	SCHEDULE	RPI	RPI	RPI	RPI	RPI
DIV. I ONLY		15- 14	148	8- 2	234		234	189	194	22	23	
DIV. I NON-CONF		1- 9	298	0- 0	191		102	278	266	23	23	

TOTALS	RPI 1-25		RPI 26-50		W-L RECORDS		RPI 51-100			RPI 101-150		RPI 150+
15- 14	0- 0		0- 2		OVERALL		0- 1			0- 5		15- 6
7- 1	0- 0		0- 1		HOME		0- 0			0- 0		7- 0
6- 8	0- 0		0- 1		AWAY		0- 1			0- 3		6- 3
2- 5	0- 0		0- 0		NEUTRAL		0- 0			0- 2		2- 3
1- 9	0- 0		0- 1		NON-CONFERENCE		0- 1			0- 3		1- 4
1- 0	0- 0		0- 0		HOME		0- 0			0- 0		1- 0
0- 5	0- 0		0- 1		AWAY		0- 1			0- 2		0- 1
0- 4	0- 0		0- 0		NEUTRAL		0- 0			0- 1		0- 3
14- 5	0- 0		0- 1		CONFERENCE		0- 0			0- 2		14- 2
6- 1	0- 0		0- 1		HOME		0- 0			0- 0		6- 0
6- 3	0- 0		0- 0		AWAY		0- 0			0- 1		6- 2
2- 1	0- 0		0- 0		NEUTRAL		0- 0			0- 1		2- 0
RPI S	Opponent	Score	RPI S	Opponent	Score	RPI S	Opponent	Score	RPI S	Opponent	Score	
			43 H	Stephen F. Austin	1 3	94 A	Tulane	0 3	105 A	Texas-Arlington	2 3	
			50 A	Texas A&M	0 3				105 N	Texas-Arlington	0 3	
									126 N	New Orleans	0 3	
									131 A	Houston	0 3	
									131 A	Houston	1 3	
									166 A	UTSA	2 3	
									178 A	Texas St.	0 3	
									184 A	Rice	0 3	
									189 N	Loyola (Ill.)	1 3	
									189 N	Loyola (Ill.)	0 3	
									209 H	Prairie View	3 0	
									212 N	UTEP	1 3	
									226 H	Sam Houston St.	3 0	
									231 A	A&M-Corpus Christi	3 1	
									233 A	Central Ark.	3 0	
									233 H	Central Ark.	3 0	
									247 A	Northwestern St.	3 0	
									247 H	Northwestern St.	3 1	
									248 A	Lamar	3 0	
									248 H	Lamar	3 0	
									248 N	Lamar	3 1	
									248 N	Lamar	3 2	
									279 A	Nicholls St.	3 0	
									279 H	Nicholls St.	3 2	
									314 A	Southeastern La.	3 0	
									314 H	Southeastern La.	3 0	

			LAST 10 DIVISION I GAMES									
			105 N	Texas-Arlington	0 3	166 A	UTSA	2 3				
			248 N	Lamar	3 2	233 A	Central Ark.	3 0				
			279 H	Nicholls St.	3 2	247 A	Northwestern St.	3 0				
			314 H	Southeastern La.	3 0	248 A	Lamar	3 0				
			231 A	A&M-Corpus Christi	3 1	226 H	Sam Houston St.	3 0				

Non-Div. I Games

McNeese St.

Average RPI	W n 205	WON-LOST	WINNING	LAST 10	OPPONENT	OPP.	STRENGTH	TEAM	ADJ	CONF.	ADJ CONF.
Average RPI	Loss125	RECORD	PCT. RANK	GAMES	SUCCESS	OF	SCHEDULE	RPI	RPI	RPI	RPI
DIV. I ONLY		14- 17	174	4- 6	179		158	182	195	19	20
DIV. I NON-CONF		6- 10	210	0- 1	167		121	202	197	19	19
TOTALS	RPI 1-25		RPI 26-50	W-L RECORDS		RPI 51-100			RPI 101-150	RPI 150+	
14- 17	0- 0		0- 3	OVERALL		0- 5			2- 2	12- 7	
8- 5	0- 0		0- 1	HOME		0- 1			1- 1	7- 2	
4- 6	0- 0		0- 1	AWAY		0- 2			1- 0	3- 3	
2- 6	0- 0		0- 1	NEUTRAL		0- 2			0- 1	2- 2	
6- 10	0- 0		0- 1	NON-CONFERENCE		0- 5			0- 2	6- 2	
3- 2	0- 0		0- 0	HOME		0- 1			0- 1	3- 0	
2- 2	0- 0		0- 0	AWAY		0- 2			0- 0	2- 0	
1- 6	0- 0		0- 1	NEUTRAL		0- 2			0- 1	1- 2	
8- 7	0- 0		0- 2	CONFERENCE		0- 0			2- 0	6- 5	
5- 3	0- 0		0- 1	HOME		0- 0			1- 0	4- 2	
2- 4	0- 0		0- 1	AWAY		0- 0			1- 0	1- 3	
1- 0	0- 0		0- 0	NEUTRAL		0- 0			0- 0	1- 0	
RPI S	Opponent	Score	RPI S	Opponent	Score	RPI S	Opponent	Score	RPI S	Opponent	Score
			26 N	Mi chi gan	0 3	56 A	Dayton	2 3	119 N	East Caro.	2 3
			44 A	Wi s. -Mi l waukee	1 3	68 N	Western Ky.	0 3	132 H	Denver	2 3
			44 H	Wi s. -Mi l waukee	0 3	69 A	Vi rgi ni a	0 3	140 A	Cl evel and St.	3 2
						90 H	I PFW	0 3	140 H	Cl evel and St.	3 0
						99 N	Texas Tech	1 3	170 H	Bal l St.	3 0
									171 A	Toledo	3 0
									173 A	South Fla.	3 2
									177 A	Wi s. -Green Bay	1 3
									177 H	Wi s. -Green Bay	0 3
									177 H	Wi s. -Green Bay	0 3
									179 A	Ill. -Chi cago	0 3
									179 H	Ill. -Chi cago	3 2
									186 N	Jacksonville	3 1
									189 H	Loyol a (Ill.)	3 1
									189 N	Loyol a (Ill.)	3 2
									207 N	Georgetown	1 3
									211 N	Binghamton	2 3
									250 A	Youngstown St.	2 3
									250 H	Youngstown St.	3 1
									255 H	Akron	3 0
									272 A	Butler	3 2
									272 H	Butler	3 0
									286 H	West Vi rgi ni a	3 0
			LAST 10 DIVISION I GAMES								
			177 H	Wi s. -Green Bay	0 3	90 H	I PFW	0 3			
			44 H	Wi s. -Mi l waukee	0 3	272A	Butler	3 2			
			177 H	Wi s. -Green Bay	0 3	189H	Loyol a (Ill.)	3 1			
			250 A	Youngstown St.	2 3	179H	Ill. -Chi cago	3 2			
			140 A	Cl evel and St.	3 2	177A	Wi s. -Green Bay	1 3			

Non-Di v. I Games

Wright St.

Average RPI	Win 231	WON-LOST	WINNING	LAST 10	OPPONENT	OPP.	STRENGTH	TEAM	ADJ.	CONF.	ADJ.	CONF.
Average RPI	Loss119	RECORD	PCT. RANK	GAMES	SUCCESS	OF	SCHEDULE	RPI	RPI	RPI	RPI	RPI
DIV. I ONLY		15- 18	173	2- 8	229		185	202	196	9	9	
DIV. I NON-CONF		9- 7	123	1- 0	288		233	224	221	12	13	

TOTALS	RPI 1-25		RPI 26-50		W-L RECORDS		RPI 51-100			RPI 101-150		RPI 150+
15- 18	0- 1		0- 0		OVERALL		0- 7			3- 7		12- 3
5- 7	0- 0		0- 0		HOME		0- 4			1- 2		4- 1
7- 6	0- 1		0- 0		AWAY		0- 2			2- 2		5- 1
3- 5	0- 0		0- 0		NEUTRAL		0- 1			0- 3		3- 1
9- 7	0- 1		0- 0		NON-CONFERENCE		0- 1			0- 3		9- 2
3- 1	0- 0		0- 0		HOME		0- 0			0- 1		3- 0
3- 2	0- 1		0- 0		AWAY		0- 0			0- 0		3- 1
3- 4	0- 0		0- 0		NEUTRAL		0- 1			0- 2		3- 1
6- 11	0- 0		0- 0		CONFERENCE		0- 6			3- 4		3- 1
2- 6	0- 0		0- 0		HOME		0- 4			1- 1		1- 1
4- 4	0- 0		0- 0		AWAY		0- 2			2- 2		2- 0
0- 1	0- 0		0- 0		NEUTRAL		0- 0			0- 1		0- 0
RPI S	Opponent	Score	RPI S	Opponent	Score	RPI S	Opponent	Score	RPI S	Opponent	Score	
22 A	Col orado	0 3				58 N	Ci nci nnati	0 3	107 N	Mi ssi ssi ppi St.	0 3	
						73 H	Tul sa	0 3	112 N	North Texas	0 3	
						82 A	Memphi s	0 3	115 A	Marshall	0 3	
						82 H	Memphi s	0 3	115 H	Marshall	3 2	
						87 A	UAB	0 3	119 A	East Caro.	0 3	
						87 H	UAB	1 3	119 H	East Caro.	2 3	
						94 H	Tul ane	1 3	126 H	New Orleans	1 3	
									131 A	Houston	3 2	
									145 A	SMU	3 0	
									145 N	SMU	2 3	
									184 A	Ri ce	3 2	
									188 N	Central Conn. St.	3 2	
									212 H	UTEP	3 0	
									220 A	UCF	3 2	
									220 H	UCF	1 3	
									226 A	Sam Houston St.	1 3	
									243 A	La. -Lafayette	3 2	
									245 H	Troy	3 2	
									271 N	Radford	2 3	
									275 N	Loui si ana Tech	3 0	
									279 A	Ni chol l s St.	3 1	
									283 H	South Ala.	3 1	
									314 H	Southeastern La.	3 1	
									314 N	Southeastern La.	3 1	
									317 A	Al corn St.	3 0	

LAST 10 DIVISION I GAMES												
145 N	SMU	2 3	94 H	Tul ane	1 3							
82 H	Memphi s	0 3	115 A	Marshall	0 3							
87 H	UAB	1 3	119 A	East Caro.	0 3							
317 A	Al corn St.	3 0	82 A	Memphi s	0 3							
212 H	UTEP	3 0	87 A	UAB	0 3							

Non-Div. I Games

Southern Miss.

Average RPI	W n 199	WON-LOST	WINNING	LAST 10	OPPONENT	OPP.	STRENGTH	TEAM	ADJ	CONF.	ADJ	CONF.
Average RPI	Loss107	RECORD	PCT. RANK	GAMES	SUCCESS	OF	SCHEDULE	RPI	RPI	RPI	RPI	RPI
DIV. I ONLY		12- 18	207	2- 8	107		155	178	197	10	12	
DIV. I NON-CONF		6- 5	131	0- 0	108		249	137	144	9	10	
TOTALS	RPI 1-25		RPI 26-50	W-L RECORDS		RPI 51-100			RPI 101-150		RPI 150+	
12- 18	0- 2		0- 3	OVERALL		2- 7			2- 0		8- 6	
4- 9	0- 1		0- 1	HOME		1- 3			1- 0		2- 4	
7- 6	0- 1		0- 1	AWAY		1- 3			1- 0		5- 1	
1- 3	0- 0		0- 1	NEUTRAL		0- 1			0- 0		1- 1	
6- 5	0- 0		0- 0	NON-CONFERENCE		1- 2			2- 0		3- 3	
2- 2	0- 0		0- 0	HOME		0- 1			1- 0		1- 1	
3- 1	0- 0		0- 0	AWAY		1- 0			1- 0		1- 1	
1- 2	0- 0		0- 0	NEUTRAL		0- 1			0- 0		1- 1	
6- 13	0- 2		0- 3	CONFERENCE		1- 5			0- 0		5- 3	
2- 7	0- 1		0- 1	HOME		1- 2			0- 0		1- 3	
4- 5	0- 1		0- 1	AWAY		0- 3			0- 0		4- 0	
0- 1	0- 0		0- 1	NEUTRAL		0- 0			0- 0		0- 0	
RPI S Opponent	Score		RPI S Opponent	Score		RPI S Opponent	Score		RPI S Opponent	Score		
25 A UNI	0 3		41 A Mi ssouri St.	0 3		52 A Wi chi ta St.	2 3		102 A East Tenn. St.	3 2		
25 H UNI	0 3		41 H Mi ssouri St.	0 3		52 H Wi chi ta St.	0 3		108 H Furman	3 0		
			41 N Mi ssouri St.	0 3		57 A Crei ghton	0 3		158 N Army	2 3		
						57 H Crei ghton	2 3		198 A Southern III.	3 0		
						62 N Wi nthrop	2 3		198 H Southern III.	2 3		
						68 A Western Ky.	3 2		221 H Kent St.	2 3		
						82 H Memphi s	1 3		228 A Bradl ey	3 1		
						85 A Illi noi s St.	0 3		228 H Bradl ey	1 3		
						85 H Illi noi s St.	3 0		234 A Drake	3 0		
									234 H Drake	2 3		
									240 A IUPUI	3 1		
									264 H Austi n Peay	3 2		
									272 A Butl er	2 3		
									277 A Indi ana St.	3 2		
									277 H Indi ana St.	3 0		
									308 N Kennesaw St.	3 1		
LAST 10 DIVISION I GAMES												
			41 N Mi ssouri St.	0 3		41 A Mi ssouri St.	0 3					
			57 H Crei ghton	2 3		25 H UNI	0 3					
			234 H Drake	2 3		228H Bradl ey	1 3					
			198 A Southern III.	3 0		85 A Illi noi s St.	0 3					
			52 A Wi chi ta St.	2 3		277A Indi ana St.	3 2					

Non-Di v. I Games

Evansville

Average RPI	Win 240	WON-LOST	WINNING	LAST 10	OPPONENT	OPP.	STRENGTH	TEAM	ADJ.	CONF.	ADJ.	CONF.
Average RPI	Loss 94	RECORD	PCT. RANK	GAMES	SUCCESS	OF	SCHEDULE	RPI	RPI	RPI	RPI	RPI
DIV. I ONLY		11- 17	214	3- 7	198		114	207	198	10	12	
DIV. I NON-CONF		5- 5	155	0- 0	243		198	201	189	9	10	
TOTALS	RPI 1-25		RPI 26-50	W-L RECORDS			RPI 51-100			RPI 101-150	RPI 150+	
11- 17	0- 2		0- 2	OVERALL			0- 8			0- 2	11- 3	
5- 8	0- 1		0- 1	HOME			0- 4			0- 0	5- 2	
4- 7	0- 1		0- 1	AWAY			0- 4			0- 1	4- 0	
2- 2	0- 0		0- 0	NEUTRAL			0- 0			0- 1	2- 1	
5- 5	0- 0		0- 0	NON-CONFERENCE			0- 2			0- 2	5- 1	
3- 1	0- 0		0- 0	HOME			0- 1			0- 0	3- 0	
0- 2	0- 0		0- 0	AWAY			0- 1			0- 1	0- 0	
2- 2	0- 0		0- 0	NEUTRAL			0- 0			0- 1	2- 1	
6- 12	0- 2		0- 2	CONFERENCE			0- 6			0- 0	6- 2	
2- 7	0- 1		0- 1	HOME			0- 3			0- 0	2- 2	
4- 5	0- 1		0- 1	AWAY			0- 3			0- 0	4- 0	
0- 0	0- 0		0- 0	NEUTRAL			0- 0			0- 0	0- 0	
RPI S Opponent	Score	RPI S Opponent	Score	RPI S Opponent	Score	RPI S Opponent	Score	RPI S Opponent	Score			
25 A UNI	0 3	41 A Missouri St.	0 3	52 A Wichita St.	0 3	126 N New Orleans	2 3					
25 H UNI	0 3	41 H Missouri St.	0 3	52 H Wichita St.	0 3	133 A Wyoming	1 3					
				56 A Dayton	0 3	152 H Southeast Mo. St.	3 0					
				57 A Creighton	1 3	197 A Evansville	3 2					
				57 H Creighton	1 3	197 H Evansville	0 3					
				79 H Belmont	0 3	228 A Bradley	3 1					
				85 A Illinois St.	0 3	228 H Bradley	3 1					
				85 H Illinois St.	1 3	234 A Drake	3 0					
						234 H Drake	1 3					
						240 N IUPUI	3 1					
						250 N Youngstown St.	0 3					
						254 N Birmingham-So.	3 1					
						264 H Austin Peay	3 0					
						277 A Indiana St.	3 1					
						277 H Indiana St.	3 1					
						286 H West Virginia	3 0					
LAST 10 DIVISION I GAMES												
				234 H Drake	1 3	228 H Bradley	3 1					
				57 H Creighton	1 3	25 H UNI	0 3					
				197 H Evansville	0 3	277 A Indiana St.	3 1					
				41 A Missouri St.	0 3	85 A Illinois St.	0 3					
				52 A Wichita St.	0 3	197 A Evansville	3 2					

Non-Div. I Games

Southern Ill.

Average RPI	W n 214	WON-LOST	WINNING	LAST 10	OPPONENT	OPP.	STRENGTH	TEAM	ADJ	CONF.	ADJ	CONF.			
Average RPI	Loss113	RECORD	PCT. RANK	GAMES	SUCCESS	OF	SCHEDULE	RPI	RPI	RPI	RPI	RPI			
DIV. I ONLY		8- 18	246	3- 7	66		170	192	199	16		16			
DIV. I NON-CONF		4- 8	228	0- 0	65		162	167	168	17		17			
<hr/>															
TOTALS		RPI 1-25		RPI 26-50	W-L RECORDS				RPI 51-100		RPI 101-150	RPI 150+			
8- 18		0- 3		0- 0	OVERALL				1- 6		0- 2	7- 7			
6- 6		0- 0		0- 0	HOME				1- 2		0- 1	5- 3			
2- 7		0- 1		0- 0	AWAY				0- 3		0- 0	2- 3			
0- 5		0- 2		0- 0	NEUTRAL				0- 1		0- 1	0- 1			
4- 8		0- 3		0- 0	NON-CONFERENCE				0- 1		0- 2	4- 2			
3- 2		0- 0		0- 0	HOME				0- 0		0- 1	3- 1			
1- 1		0- 1		0- 0	AWAY				0- 0		0- 0	1- 0			
0- 5		0- 2		0- 0	NEUTRAL				0- 1		0- 1	0- 1			
4- 10		0- 0		0- 0	CONFERENCE				1- 5		0- 0	3- 5			
3- 4		0- 0		0- 0	HOME				1- 2		0- 0	2- 2			
1- 6		0- 0		0- 0	AWAY				0- 3		0- 0	1- 3			
0- 0		0- 0		0- 0	NEUTRAL				0- 0		0- 0	0- 0			
RPI S	Opponent	Score		RPI S	Opponent	Score		RPI S	Opponent	Score		RPI S	Opponent	Score	
9 N	Wi sconsi n	0	3					53 N	UC Santa Barb.	0	3	114 N	San Jose St.	0	3
12 A	San Di ego	0	3					54 A	Princeton	0	3	122 H	North Dakota St.	1	3
23 N	Ohio	0	3					54 H	Princeton	3	1	162 H	Fordham	2	3
								67 A	Yale	0	3	166 N	UTSA	0	3
								67 H	Yale	1	3	175 A	Penn	2	3
								93 A	Cornell I	0	3	175 H	Penn	3	2
								93 H	Cornell I	2	3	191 A	Harvard	3	0
												191 H	Harvard	0	3
												200 A	Dartmouth	0	3
												200 H	Dartmouth	2	3
												214 A	New Hampshi re	3	2
												237 A	Col umbi a	2	3
												237 H	Col umbi a	3	1
												244 H	Rhode Isl and	3	2
												295 H	Del aware St.	3	0
												304 H	Provi dence	3	0
LAST 10 DIVISION I GAMES															
200 H	Dartmouth	2	3	237A	Col umbi a	2	3								
191 H	Harvard	0	3	175H	Penn	3	2								
54 A	Princeton	0	3	54 H	Princeton	3	1								
175 A	Penn	2	3	191A	Harvard	3	0								
93 A	Cornel I	0	3	200A	Dartmouth	0	3								

Non-Div. I Games

Brown

Average RPI	W n 221	WON-LOST	WINNING	LAST 10	OPPONENT	OPP.	STRENGTH	TEAM	ADJ	CONF.	ADJ	CONF.
Average RPI	Loss140	RECORD	PCT. RANK	GAMES	SUCCESS	OF	SCHEDULE	RPI	RPI	RPI	RPI	RPI
DIV. I ONLY		12- 12	153	4- 6	243		193	194	200	16	16	
DIV. I NON-CONF		6- 4	114	0- 0	304		257	229	230	17	17	
TOTALS	RPI 1-25		RPI 26-50	W-L RECORDS		RPI 51-100			RPI 101-150		RPI 150+	
12- 12	0- 0		0- 0	OVERALL		1- 5			0- 1		11- 6	
6- 4	0- 0		0- 0	HOME		1- 2			0- 0		5- 2	
3- 6	0- 0		0- 0	AWAY		0- 3			0- 0		3- 3	
3- 2	0- 0		0- 0	NEUTRAL		0- 0			0- 1		3- 1	
6- 4	0- 0		0- 0	NON-CONFERENCE		0- 0			0- 1		6- 3	
2- 1	0- 0		0- 0	HOME		0- 0			0- 0		2- 1	
1- 1	0- 0		0- 0	AWAY		0- 0			0- 0		1- 1	
3- 2	0- 0		0- 0	NEUTRAL		0- 0			0- 1		3- 1	
6- 8	0- 0		0- 0	CONFERENCE		1- 5			0- 0		5- 3	
4- 3	0- 0		0- 0	HOME		1- 2			0- 0		3- 1	
2- 5	0- 0		0- 0	AWAY		0- 3			0- 0		2- 2	
0- 0	0- 0		0- 0	NEUTRAL		0- 0			0- 0		0- 0	
RPI S	Opponent	Score	RPI S	Opponent	Score	RPI S	Opponent	Score	RPI S	Opponent	Score	
						54 A Princeton	0	3	149 N Cal St. Fullerton	0	3	
						54 H Princeton	3	0	175 A Penn	2	3	
						67 A Yale	0	3	175 H Penn	3	0	
						67 H Yale	0	3	176 A New Mexico	0	3	
						93 A Cornell	0	3	188 A Central Conn. St.	3	0	
						93 H Cornell	1	3	191 A Harvard	1	3	
									191 H Harvard	2	3	
									199 A Brown	3	2	
									199 H Brown	3	0	
									201 H Robert Morris	3	1	
									212 N UTEP	0	3	
									214 H New Hampshire	0	3	
									237 A Col umbi a	3	1	
									237 H Col umbi a	3	2	
									262 N Mai ne	3	0	
									282 H NJIT	3	0	
									298 N Hartford	3	2	
									319 N Qui nni pi ac	3	0	
LAST 10 DIVISION I GAMES												
						199 A Brown	3	2	175 A Penn	2	3	
						67 A Yale	0	3	237 A Col umbi a	3	1	
						93 H Cornell	1	3	93 A Cornell	0	3	
						237 H Col umbi a	3	2	67 H Yale	0	3	
						54 A Princeton	0	3	199 H Brown	3	0	

Non-Div. I Games

Dartmouth

[illegible]

Non-Di v. I	Games N. C. Central	3	0
-------------	---------------------	---	---

Robert Morris

[illegible]

Non-Div. I Games

Ark. -Li t t l e Rock

Average RPI	W n 214	WON-LOST	WINNING	LAST 10	OPPONENT	OPP.	STRENGTH	TEAM	ADJ	CONF.	ADJ	CONF.
Average RPI	Loss105	RECORD	PCT. RANK	GAMES	SUCCESS	OF	SCHEDULE	RPI	RPI	RPI	RPI	RPI
DIV. I ONLY		11- 25	249	3- 7	81		129	201	203	13	13	
DIV. I NON-CONF		6- 16	258	0- 3	63		157	190	192	11	11	
TOTALS	RPI 1-25		RPI 26-50	W-L RECORDS			RPI 51-100			RPI 101-150	RPI 150+	
11- 25	0- 2		0- 4	OVERALL			0- 8			3- 5	8- 6	
6- 7	0- 2		0- 1	HOME			0- 3			2- 1	4- 0	
4- 11	0- 0		0- 2	AWAY			0- 3			1- 2	3- 4	
1- 7	0- 0		0- 1	NEUTRAL			0- 2			0- 2	1- 2	
6- 16	0- 0		0- 3	NON-CONFERENCE			0- 5			2- 4	4- 4	
4- 2	0- 0		0- 1	HOME			0- 0			1- 1	3- 0	
1- 7	0- 0		0- 1	AWAY			0- 3			1- 1	0- 2	
1- 7	0- 0		0- 1	NEUTRAL			0- 2			0- 2	1- 2	
5- 9	0- 2		0- 1	CONFERENCE			0- 3			1- 1	4- 2	
2- 5	0- 2		0- 0	HOME			0- 3			1- 0	1- 0	
3- 4	0- 0		0- 1	AWAY			0- 0			0- 1	3- 2	
0- 0	0- 0		0- 0	NEUTRAL			0- 0			0- 0	0- 0	
RPI S Opponent	Score	RPI S Opponent	Score	RPI S Opponent	Score	RPI S Opponent	Score	RPI S Opponent	Score			
21 H Louisville	1 3	33 N Middle Tenn.	0 3	52 A Wichita St.	0 3	113 H Pittsburgh	3 2					
24 H St. John's (N.Y.)	0 3	40 A Sacramento St.	0 3	58 H Cincinnati	1 3	120 A Albany (N.Y.)	1 3					
		47 H Kentucky	0 3	66 N San Francisco	0 3	129 H San Diego St.	0 3					
		49 A Notre Dame	0 3	68 N Western Ky.	0 3	135 A Seton Hall	1 3					
				86 H Marquette	1 3	138 N Temple	2 3					
				93 A Cornell	0 3	141 N Eastern Wash.	0 3					
				96 H Connecticut	1 3	148 A Siena	3 2					
				100 A Long Island	0 3	148 H Siena	3 0					
						162 A Fordham	0 3					
						164 A Villanova	1 3					
						166 N UTSA	0 3					
						173 A South Fla.	0 3					
						207 A Georgetown	3 2					
						211 H Binghamton	3 0					
						214 H New Hampshire	3 1					
						217 A Buffalo	0 3					
						227 H Colgate	3 1					
						246 N UC Riverside	2 3					
						251 A Rutgers	3 0					
						275 N Louisi ana Tech	3 0					
						276 A DePaul	3 1					
						286 H West Virgi ni a	3 1					
LAST 10 DIVISION I GAMES												
135 A Seton Hall	1 3	251 A Rutgers	3 0									
100 A Long Island	0 3	164 A Villanova	1 3									
162 A Fordham	0 3	93 A Cornell	0 3									
96 H Connecticut	1 3	113 H Pittsburgh	3 2									
24 H St. John's (N.Y.)	0 3	286 H West Virgi ni a	3 1									

Non-Div. I Games

Syracuse

Average RPI			W n 186	WON-LOST		W N N I N G		LAST 10		OPPONENT		OPP.	STRENGTH	TEAM	ADJ	CONF.	ADJ	CONF.					
Loss123				RECORD	PCT.	RANK	GAMES			SUCCESS	OF	SCHEDULE	RPI	RPI	RPI		RPI						
D I V. I ONLY				10- 23		250	5- 5			72		163	200	204	17		17						
D I V. I NON-CONF				6- 12		228	2- 1			55		138	157	159	16		16						
TOTALS			RPI	1-25		RPI	26-50		W-L RECORDS		RPI	51-100			RPI	101-150		RPI	150+				
10- 23			0- 1			0- 3	OVERALL				0- 6				3- 6		7- 7						
6- 6			0- 1			0- 1	HOME				0- 1				2- 1		4- 2						
2- 12			0- 0			0- 2	AWAY				0- 1				0- 5		2- 4						
2- 5			0- 0			0- 0	NEUTRAL				0- 4				1- 0		1- 1						
6- 12			0- 1			0- 1	NON-CONFERENCE				0- 4				3- 3		3- 3						
3- 2			0- 1			0- 0	HOME				0- 0				2- 0		1- 1						
1- 5			0- 0			0- 1	AWAY				0- 0				0- 3		1- 1						
2- 5			0- 0			0- 0	NEUTRAL				0- 4				1- 0		1- 1						
4- 11			0- 0			0- 2	CONFERENCE				0- 2				0- 3		4- 4						
3- 4			0- 0			0- 1	HOME				0- 1				0- 1		3- 1						
1- 7			0- 0			0- 1	AWAY				0- 1				0- 2		1- 3						
0- 0			0- 0			0- 0	NEUTRAL				0- 0				0- 0		0- 0						
RPI S	Opponent			Score		RPI S	Opponent			Score		RPI S	Opponent			Score		RPI S	Opponent			Score	
19 H	Utah			0 3		37 A	Bri gham Young			0 3		74 A	Portl and St.			0 3		104 A	Utah Valley St.			0 3	
						40 A	Sacramento St.			0 3		74 H	Portl and St.			1 3		104 H	Utah Valley St.			3 0	
						40 H	Sacramento St.			0 3		80 N	Oral Roberts			0 3		118 A	South Dakota St.			0 3	
												89 N	Col . of Charleston			0 3		118 H	South Dakota St.			3 1	
												90 N	I PFW			2 3		122 N	North Dakota St.			3 1	
												95 N	Washi ngton St.			0 3		141 A	Eastern Wash.			1 3	
																		141 A	Eastern Wash.			1 3	
																		141 H	Eastern Wash.			0 3	
																		149 A	Cal St. Full erton			1 3	
																		160 N	Gonzaga			2 3	
																		174 A	Northern Col o.			3 1	
																		174 H	Northern Col o.			2 3	
																		192 A	Utah St.			0 3	
																		205 A	Montana			1 3	
																		205 H	Montana			0 3	
																		211 N	Bi nghamton			3 2	
																		215 A	Idaho St.			1 3	
																		215 H	Idaho St.			3 1	
																		224 A	Northern Ari z.			3 0	
																		224 H	Northern Ari z.			3 1	
																		231 H	A&M-Corpus Chri sti			3 0	
																		238 A	Montana St.			0 3	
																		238 H	Montana St.			3 2	
LAST 10 DIVISION I GAMES																							
141 A Eastern Wash.						1 3						118H South Dakota St.						3 1					
224 A Northern Ari z.						3 0						37 A Bri gham Young						0 3					
174 A Northern Col o.						3 1						40 A Sacramento St.						0 3					
238 H Montana St.						3 2						205H Montana						0 3					
215 H Idaho St.						3 1						141A Eastern Wash.						1 3					

Non-Div. I Games

Weber St.

Average RPI Win 202 Average RPI Loss123			WON-LOST RECORD		WINNING PCT. RANK		LAST 10 GAMES		OPPONENT OPP. STRENGTH SUCCESS OF SCHEDULE		TEAM RPI	ADJ RPI	CONF. RPI	ADJ CONF. RPI	
DIV. I ONLY			12- 15		180		5- 5		230		112	199	205	17	17
DIV. I NON-CONF			5- 8		208		1- 2		244		87	227	234	16	16

TOTALS		RPI 1-25		RPI 26-50		W-L RECORDS		RPI 51-100		RPI 101-150		RPI 150+			
12- 15		0- 1		0- 2		OVERALL		1- 3		0- 4		11- 5			
6- 5		0- 0		0- 1		HOME		0- 1		0- 2		6- 1			
4- 7		0- 1		0- 1		AWAY		0- 1		0- 2		4- 2			
2- 3		0- 0		0- 0		NEUTRAL		1- 1		0- 0		1- 2			
5- 8		0- 1		0- 0		NON-CONFERENCE		1- 1		0- 2		4- 4			
2- 2		0- 0		0- 0		HOME		0- 0		0- 1		2- 1			
1- 3		0- 1		0- 0		AWAY		0- 0		0- 1		1- 1			
2- 3		0- 0		0- 0		NEUTRAL		1- 1		0- 0		1- 2			
7- 7		0- 0		0- 2		CONFERENCE		0- 2		0- 2		7- 1			
4- 3		0- 0		0- 1		HOME		0- 1		0- 1		4- 0			
3- 4		0- 0		0- 1		AWAY		0- 1		0- 1		3- 1			
0- 0		0- 0		0- 0		NEUTRAL		0- 0		0- 0		0- 0			
RPI S	Opponent		Score		RPI S	Opponent		Score		RPI S	Opponent		Score		
15 A	Cal i forni a		0 3		40 A	Sacramento St.		0 3		74 A	Portl and St.		0 3		
					40 H	Sacramento St.		2 3		74 H	Portl and St.		1 3		
										78 N	Bayl or		0 3		
										93 N	Cornel l		3 1		

Non-Di v. I Games

Montana

Average RPI	W n 231	WON-LOST	WINNING	LAST 10	OPPONENT	OPP.	STRENGTH	TEAM	ADJ	CONF.	ADJ	CONF.
Average RPI	Loss121	RECORD	PCT. RANK	GAMES	SUCCESS	OF	SCHEDULE	RPI	RPI	RPI	RPI	RPI
DIV. I ONLY		11- 21	233	3- 7	125		191	211	206	14	14	
DIV. I NON-CONF		7- 12	215	1- 1	143		237	208	216	14	15	
TOTALS	RPI 1-25		RPI 26-50	W-L RECORDS		RPI 51-100			RPI 101-150		RPI 150+	
11- 21	0- 0		0- 0	OVERALL		1- 9			0- 7		10- 5	
7- 7	0- 0		0- 0	HOME		1- 3			0- 3		6- 1	
1- 8	0- 0		0- 0	AWAY		0- 3			0- 3		1- 2	
3- 6	0- 0		0- 0	NEUTRAL		0- 3			0- 1		3- 2	
7- 12	0- 0		0- 0	NON-CONFERENCE		0- 4			0- 4		7- 4	
4- 2	0- 0		0- 0	HOME		0- 1			0- 0		4- 1	
0- 4	0- 0		0- 0	AWAY		0- 0			0- 3		0- 1	
3- 6	0- 0		0- 0	NEUTRAL		0- 3			0- 1		3- 2	
4- 9	0- 0		0- 0	CONFERENCE		1- 5			0- 3		3- 1	
3- 5	0- 0		0- 0	HOME		1- 2			0- 3		2- 0	
1- 4	0- 0		0- 0	AWAY		0- 3			0- 0		1- 1	
0- 0	0- 0		0- 0	NEUTRAL		0- 0			0- 0		0- 0	
RPI S	Opponent	Score	RPI S	Opponent	Score	RPI S	Opponent	Score	RPI S	Opponent	Score	
						51 A	St. Louis	0 3	105 A	Texas-Arlington	2 3	
						51 H	St. Louis	3 1	106 A	James Madison	0 3	
						56 A	Dayton	0 3	113 A	Pittsburgh	0 3	
						56 H	Dayton	0 3	117 N	Morehead St.	2 3	
						61 A	Xavier	1 3	137 H	Charlotte	0 3	
						61 H	Xavier	0 3	138 H	Temple	0 3	
						64 N	Bowling Green	2 3	143 H	George Washington	2 3	
						73 N	Tulsa	0 3	162 A	Fordham	3 2	
						90 H	IPFW	2 3	165 N	Canisius	1 3	
						95 N	Washington St.	0 3	201 H	Robert Morris	0 3	
									225 H	St. Francis (Pa.)	3 1	
									225 N	St. Francis (Pa.)	2 3	
									241 N	UNC Asheville	3 2	
									243 N	La.-Lafayette	3 1	
									244 A	Rhode Island	1 3	
									244 H	Rhode Island	3 1	
									250 A	Youngstown St.	0 3	
									251 N	Rutgers	3 1	
									268 H	La Salle	3 0	
									277 H	Indiana St.	3 0	
									286 H	West Virginia	3 0	
									295 H	Delaware St.	3 0	
LAST 10 DIVISION I GAMES												
						56 A	Dayton	0 3	56 H	Dayton	0 3	
						61 A	Xavier	1 3	61 H	Xavier	0 3	
						244 H	Rhode Island	3 1	51 A	St. Louis	0 3	
						51 H	St. Louis	3 1	201 H	Robert Morris	0 3	
						286 H	West Virginia	3 0	244 A	Rhode Island	1 3	

Non-Div. I Games

Duquesne

Average RPI Win 251 Average RPI Loss104				WON-LOST RECORD		WINNING PCT. RANK		LAST 10 GAMES		OPPONENT OPP. STRENGTH SUCCESS OF SCHEDULE		TEAM RPI	ADJ RPI	CONF. RPI	ADJ CONF. RPI		
DIV. I ONLY				8- 19		254		3- 7		128		132		220	207	13	13
DIV. I NON-CONF				6- 7		177		1- 0		96		180		143	137	11	11
TOTALS				RPI 1-25		RPI 26-50		W-L RECORDS		RPI 51-100		RPI 101-150		RPI 150+			
8- 19		0- 3		0- 2		OVERALL		0- 5		0- 5		8- 4					
6- 6		0- 0		0- 1		HOME		0- 1		0- 1		6- 3					
0- 8		0- 3		0- 0		AWAY		0- 3		0- 1		0- 1					
2- 5		0- 0		0- 1		NEUTRAL		0- 1		0- 3		2- 0					
6- 7		0- 1		0- 1		NON-CONFERENCE		0- 2		0- 3		6- 0					
4- 0		0- 0		0- 0		HOME		0- 0		0- 0		4- 0					
0- 2		0- 1		0- 0		AWAY		0- 1		0- 0		0- 0					
2- 5		0- 0		0- 1		NEUTRAL		0- 1		0- 3		2- 0					
2- 12		0- 2		0- 1		CONFERENCE		0- 3		0- 2		2- 4					
2- 6		0- 0		0- 1		HOME		0- 1		0- 1		2- 3					
0- 6		0- 2		0- 0		AWAY		0- 2		0- 1		0- 1					
0- 0		0- 0		0- 0		NEUTRAL		0- 0		0- 0		0- 0					
RPI S	Opponent			Score		RPI S	Opponent			Score		RPI S	Opponent			Score	
3 A	Stanford			0 3		39 N	Santa Clara			0 3		58 A	Cincinnati			0 3	
21 A	Louisville			0 3		49 H	Notre Dame			0 3		69 A	Virginia			0 3	
24 A	St. John's (N.Y.)			0 3								71 N	American			1 3	
												86 H	Marquette			0 3	
												96 A	Connecticut			0 3	

Non-Div. I Games

Georgetown

Average RPI	Win 282	WON-LOST	WINNING	LAST 10	OPPONENT	OPP.	STRENGTH	TEAM	ADJ	CONF.	ADJ	CONF.
Average RPI	Loss211	RECORD	PCT. RANK	GAMES	SUCCESS	OF	SCHEDULE	RPI	RPI	RPI	RPI	RPI
DIV. I ONLY		20- 10	75	7- 2	273		305	180	209	33	33	
DIV. I NON-CONF		0- 5	308	0- 1	208		78	298	292	33	33	

TOTALS	RPI 1-25		RPI 26-50		W-L RECORDS		RPI 51-100			RPI 101-150		RPI 150+
20- 10	0- 1		0- 0		OVERALL		0- 0			0- 1		20- 8
11- 1	0- 0		0- 0		HOME		0- 0			0- 0		11- 1
6- 5	0- 1		0- 0		AWAY		0- 0			0- 1		6- 3
3- 4	0- 0		0- 0		NEUTRAL		0- 0			0- 0		3- 4
0- 5	0- 1		0- 0		NON-CONFERENCE		0- 0			0- 1		0- 3
0- 0	0- 0		0- 0		HOME		0- 0			0- 0		0- 0
0- 3	0- 1		0- 0		AWAY		0- 0			0- 1		0- 1
0- 2	0- 0		0- 0		NEUTRAL		0- 0			0- 0		0- 2
20- 5	0- 0		0- 0		CONFERENCE		0- 0			0- 0		20- 5
11- 1	0- 0		0- 0		HOME		0- 0			0- 0		11- 1
6- 2	0- 0		0- 0		AWAY		0- 0			0- 0		6- 2
3- 2	0- 0		0- 0		NEUTRAL		0- 0			0- 0		3- 2
RPI S	Opponent	Score	RPI S	Opponent	Score	RPI S	Opponent	Score	RPI S	Opponent	Score	
6 A	Texas	0 3							145 A	SMU	0 3	
									154 N	Auburn	0 3	
									194 A	McNeese St.	0 3	
									242 A	Mississippi Val.	3 1	
									242 H	Mississippi Val.	3 1	
									242 H	Mississippi Val.	3 2	
									242 N	Mississippi Val.	2 3	
									242 N	Mississippi Val.	2 3	
									256 H	Alabama A&M	3 0	
									256 N	Alabama A&M	3 2	
									258 A	Grambling	2 3	
									258 H	Grambling	3 1	
									258 N	Grambling	3 2	
									284 N	La.-Monroe	2 3	
									285 A	Texas Southern	3 2	
									285 A	Texas Southern	3 0	
									285 A	Texas Southern	2 3	
									285 H	Texas Southern	3 0	
									285 H	Texas Southern	3 1	
									297 A	Jackson St.	3 1	
									297 H	Jackson St.	0 3	
									297 H	Jackson St.	3 0	
									297 N	Jackson St.	3 1	
									306 A	Southern U.	3 1	
									306 H	Southern U.	3 0	
									310 H	Ark.-Pine Bluff	3 1	
									310 H	Ark.-Pine Bluff	3 0	
									310 H	Ark.-Pine Bluff	3 0	
									317 A	Alcorn St.	3 0	

Non-Div. I	Games	Bel haven	1	3	Huston-Tillotson	3	0	Huston-Tillotson	3	0	Paul Quinn	3 0
												Prairie View

Average RPI	W n 278	WON-LOST	WINNING	LAST 10	OPPONENT	OPP.	STRENGTH	TEAM	ADJ	CONF.	ADJ	CONF.
Average RPI	Loss169	RECORD	PCT. RANK	GAMES	SUCCESS	OF	SCHEDULE	RPI	RPI	RPI	RPI	RPI
DIV. I ONLY		17- 10	88	5- 4	303		280	212	210	24		26
DIV. I NON-CONF		8- 4	85	1- 0	315		309	254	253	26		27
<hr/>												
TOTALS	RPI 1-25		RPI 26-50		W-L RECORDS		RPI 51-100			RPI 101-150		RPI 150+
17- 10	0- 0		0- 0		OVERALL		0- 3			0- 0		17- 7
12- 3	0- 0		0- 0		HOME		0- 1			0- 0		12- 2
5- 5	0- 0		0- 0		AWAY		0- 2			0- 0		5- 3
0- 2	0- 0		0- 0		NEUTRAL		0- 0			0- 0		0- 2
8- 4	0- 0		0- 0		NON-CONFERENCE		0- 0			0- 0		8- 4
7- 1	0- 0		0- 0		HOME		0- 0			0- 0		7- 1
1- 1	0- 0		0- 0		AWAY		0- 0			0- 0		1- 1
0- 2	0- 0		0- 0		NEUTRAL		0- 0			0- 0		0- 2
9- 6	0- 0		0- 0		CONFERENCE		0- 3			0- 0		9- 3
5- 2	0- 0		0- 0		HOME		0- 1			0- 0		5- 1
4- 4	0- 0		0- 0		AWAY		0- 2			0- 0		4- 2
0- 0	0- 0		0- 0		NEUTRAL		0- 0			0- 0		0- 0
RPI S	Opponent	Score	RPI S	Opponent	Score	RPI S	Opponent	Score	RPI S	Opponent	Score	
						71 A	Ameri can	0 3	158 A	Army	1 3	
						71 A	Ameri can	0 3	158 H	Army	1 3	
						71 H	Ameri can	1 3	167 A	Bucknel I	2 3	
									167 H	Bucknel I	3 0	
									186 A	Jacksonvi l l e	0 3	
									227 A	Col gate	3 1	
									227 H	Col gate	3 1	
									230 N	Ga. Southern	0 3	
									260 H	Fai r l e i g h Di cki nson	1 3	
									268 H	La Salle	3 2	
									280 A	Navy	3 1	
									280 H	Navy	3 0	
									282 H	NJIT	3 1	
									287 H	St. Peter's	3 0	
									291 A	Lehi gh	3 0	
									291 H	Lehi gh	3 1	
									295 H	Del aware St.	3 0	
									296 A	Wagner	3 0	
									300 A	Hol y Cross	3 0	
									300 H	Hol y Cross	3 0	
									303 H	St. Francis (N.Y.)	3 0	
									313 H	Sacred Heart	3 0	
									314 N	Southeastern La.	2 3	
									319 H	Qui nni pi ac	3 0	
<hr/>												
LAST 10 DIVISION I GAMES												
						71 A	Ameri can	0 3	227 A	Col gate	3 1	
						158 H	Army	1 3	167 A	Bucknel I	2 3	
						300 H	Hol y Cross	3 0	71 A	Ameri can	0 3	
						291 H	Lehi gh	3 1	280 A	Navy	3 1	
						319 H	Qui nni pi ac	3 0	300 A	Hol y Cross	3 0	

Non-Div. I Games East Stroudsburg3 0

Lafayette

Average RPI			Win 237	WON-LOST		WINNING		LAST 10		OPPONENT OPP. STRENGTH		TEAM	ADJ	CONF.	ADJ CONF.				
Average RPI			Loss140	RECORD		PCT. RANK		GAMES		SUCCESS OF SCHEDULE		RPI	RPI	RPI	RPI				
DIV. I ONLY				15- 17		167		7- 3		218		216	197	211	25	25			
DIV. I NON-CONF				6- 13		244		1- 0		147		184	220	227	22	22			
TOTALS			RPI 1-25	RPI 26-50			W-L RECORDS			RPI 51-100			RPI 101-150			RPI 150+			
15- 17			0- 1	0- 1			OVERALL			0- 4			1- 3			14- 8			
7- 1			0- 0	0- 0			HOME			0- 0			1- 0			6- 1			
3- 9			0- 0	0- 0			AWAY			0- 0			0- 3			3- 6			
5- 7			0- 1	0- 1			NEUTRAL			0- 4			0- 0			5- 1			
6- 13			0- 1	0- 1			NON-CONFERENCE			0- 4			0- 2			6- 5			
1- 0			0- 0	0- 0			HOME			0- 0			0- 0			1- 0			
0- 6			0- 0	0- 0			AWAY			0- 0			0- 2			0- 4			
5- 7			0- 1	0- 1			NEUTRAL			0- 4			0- 0			5- 1			
9- 4			0- 0	0- 0			CONFERENCE			0- 0			1- 1			8- 3			
6- 1			0- 0	0- 0			HOME			0- 0			1- 0			5- 1			
3- 3			0- 0	0- 0			AWAY			0- 0			0- 1			3- 2			
0- 0			0- 0	0- 0			NEUTRAL			0- 0			0- 0			0- 0			
RPI S	Opponent		Score		RPI S	Opponent		Score		RPI S	Opponent		Score		RPI S	Opponent		Score	
24 N	St. John's (N.Y.)		0	3	26 N	Michigan		1	3	68 N	Western Ky.		0	3	120 A	Albany (N.Y.)		0	3
										71 N	American		1	3	120 H	Albany (N.Y.)		3	0
										89 N	Col. of Charleston		0	3	148 A	Siena		2	3
										100 N	Long Island		0	3	149 A	Cal St. Fullerton		0	3
															171 A	Toledo		1	3
															175 A	Penn		1	3
															191 A	Harvard		2	3
															195 N	Wright St.		3	2
															203 A	Syracuse		0	3
															204 N	Weber St.		2	3
															208 A	UMBC		3	0
															208 H	UMBC		3	1
															208 H	UMBC		1	3
															214 A	New Hampshire		2	3
															214 H	New Hampshire		3	1
															216 A	Stony Brook		1	3
															216 H	Stony Brook		3	0
															217 N	Buffalo		3	2
															227 H	Colgate		3	0
															251 N	Rutgers		3	1
															260 N	Fairleigh Dickinson		3	0
															262 A	Maine		3	1
															262 H	Maine		3	2
															298 A	Hartford		3	0
															298 H	Hartford		3	0
															319 N	Quinnipiac		3	0

Non-Di v. I Games

Bi nghamton

Average RPI			W n 173	WON-LOST	WINNING	LAST 10	OPPONENT		OPP.	STRENGTH	TEAM	ADJ	CONF.	ADJ	CONF.
Average RPI			Loss117	RECORD	PCT. RANK	GAMES	SUCCESS		OF	SCHEDULE	RPI	RPI	RPI	RPI	RPI
DIV. I ONLY				7- 25	282	2- 8	47			143	213	212	9	9	
DIV. I NON-CONF				4- 10	252	0- 0	56			174	178	187	12	13	
TOTALS			RPI 1-25		RPI 26-50	W-L RECORDS	RPI 51-100						RPI 101-150		RPI 150+
7- 25			0- 0		0- 3	OVERALL	0- 9						2- 6		5- 7
0- 12			0- 0		0- 2	HOME	0- 5						0- 3		0- 2
2- 9			0- 0		0- 1	AWAY	0- 2						1- 2		1- 4
5- 4			0- 0		0- 0	NEUTRAL	0- 2						1- 1		4- 1
4- 10			0- 0		0- 3	NON-CONFERENCE	0- 2						0- 1		4- 4
0- 4			0- 0		0- 2	HOME	0- 1						0- 0		0- 1
0- 3			0- 0		0- 1	AWAY	0- 0						0- 0		0- 2
4- 3			0- 0		0- 0	NEUTRAL	0- 1						0- 1		4- 1
3- 15			0- 0		0- 0	CONFERENCE	0- 7						2- 5		1- 3
0- 8			0- 0		0- 0	HOME	0- 4						0- 3		0- 1
2- 6			0- 0		0- 0	AWAY	0- 2						1- 2		1- 2
1- 1			0- 0		0- 0	NEUTRAL	0- 1						1- 0		0- 0
RPI S	Opponent		Score	RPI S	Opponent		Score	RPI S	Opponent		Score	RPI S	Opponent		Score
				31 A	New Mexico St.	1	3	73 A	Tul sa	1	3	115 H	Marshall I	1	3
				31 H	New Mexico St.	0	3	73 H	Tul sa	0	3	119 A	East Caro.	3	0
				40 H	Sacramento St.	0	3	75 N	Towson	1	3	119 N	East Caro.	3	2
								82 H	Memphi s	0	3	131 A	Houston	0	3
								82 N	Memphi s	1	3	131 H	Houston	2	3
								87 H	UAB	0	3	145 A	SMU	1	3
								94 A	Tul ane	1	3	145 H	SMU	2	3
								94 H	Tul ane	1	3	149 N	Cal St. Fullerton	0	3
								99 H	Texas Tech	2	3	157 H	Eastern Mi ch.	2	3
												166 N	UTSA	0	3
												173 A	South Fla.	0	3
												176 A	New Mexico	1	3
												178 N	Texas St.	3	2
												179 N	Ill. -Chi cago	3	1
												184 A	Ri ce	1	3
												184 H	Ri ce	2	3
												194 N	McNeese St.	3	1
												196 A	Southern Mi ss.	0	3
												200 N	Dartmouth	3	0
												220 A	UCF	3	1
LAST 10 DIVISION I GAMES															
				82 N	Memphi s	1	3	220 A	UCF	3	1				
				119 N	East Caro.	3	2	87 H	UAB	0	3				
				94 A	Tul ane	1	3	82 H	Memphi s	0	3				
				94 H	Tul ane	1	3	73 A	Tul sa	1	3				
				196 A	Southern Mi ss.	0	3	145 A	SMU	1	3				

Non-Div. I Games

UTEP

[illegible]

Non-Div. I Games

Li pscomb

Average RPI	Win 212	WON-LOST	WINNING	LAST 10	OPPONENT	OPP.	STRENGTH	TEAM	ADJ.	CONF.	ADJ. CONF.
Average RPI	Loss151	RECORD	PCT. RANK	GAMES	SUCCESS	OF	SCHEDULE	RPI	RPI	RPI	RPI
DIV. I ONLY		11- 16	202	6- 4	174		207	204	214	25	25
DIV. I NON-CONF		5- 10	228	0- 0	67		148	171	172	22	22
<hr/>											
TOTALS	RPI 1-25		RPI 26-50	W-L RECORDS		RPI 51-100			RPI 101-150	RPI 150+	
11- 16	0- 1		0- 1	OVERALL		0- 2			1- 4	10- 8	
6- 5	0- 0		0- 0	HOME		0- 0			1- 1	5- 4	
3- 7	0- 0		0- 1	AWAY		0- 1			0- 1	3- 4	
2- 4	0- 1		0- 0	NEUTRAL		0- 1			0- 2	2- 0	
5- 10	0- 1		0- 1	NON-CONFERENCE		0- 2			0- 3	5- 3	
2- 3	0- 0		0- 0	HOME		0- 0			0- 1	2- 2	
1- 3	0- 0		0- 1	AWAY		0- 1			0- 0	1- 1	
2- 4	0- 1		0- 0	NEUTRAL		0- 1			0- 2	2- 0	
6- 6	0- 0		0- 0	CONFERENCE		0- 0			1- 1	5- 5	
4- 2	0- 0		0- 0	HOME		0- 0			1- 0	3- 2	
2- 4	0- 0		0- 0	AWAY		0- 0			0- 1	2- 3	
0- 0	0- 0		0- 0	NEUTRAL		0- 0			0- 0	0- 0	
RPI S Opponent Score	RPI S Opponent Score			RPI S Opponent Score	RPI S Opponent Score			RPI S Opponent Score	RPI S Opponent Score		
24 N St. John's (N.Y.) 0 3	26 A Michigan 0 3			76 A Fairfield 0 3	90 N IPFW 1 3			114 H San Jose St. 0 3	120 A Albany (N.Y.) 2 3		
								120 H Albany (N.Y.) 3 2	129 N San Diego St. 0 3		
								148 N Siena 1 3	166 H UTSA 2 3		
								167 N Bucknell 3 1	184 N Rice 3 0		
								188 H Central Conn. St. 3 0	191 H Harvard 3 2		
								199 H Brown 2 3	200 A Dartmouth 3 0		
								203 A Syracuse 1 3	208 A UMBC 3 1		
								208 H UMBC 0 3	211 A Binghamton 1 3		
								211 H Binghamton 3 2	216 A Stony Brook 1 3		
								216 H Stony Brook 1 3	262 A Maine 0 3		
								262 H Maine 3 2	298 A Hartford 3 2		
								298 H Hartford 3 0			
				LAST 10 DIVISION I GAMES							
				208 H UMBC 0 3	216 H Stony Brook 1 3						
				211 H Binghamton 3 2	298 H Hartford 3 0						
				262 H Maine 3 2	120 H Albany (N.Y.) 3 2						
				298 A Hartford 3 2	208 A UMBC 3 1						
				120 A Albany (N.Y.) 2 3	211 A Binghamton 1 3						

Non-Div. I Games

New Hampshire

Average RPI			W n 216	WON-LOST	W N N I N G	LAST 10	OPPONENT	OPP.	STRENGTH	TEAM	ADJ	CONF.	ADJ	CONF.					
Average RPI			Loss123	RECORD	PCT. RANK	GAMES	SUCCESS	OF	SCHEDULE	RPI	RPI	RPI	RPI	CONF. RPI					
D I V. I ONLY				9- 20	244	2- 8	99		164	210	215	17		17					
D I V. I NON-CONF				4- 11	264	1- 1	77		159	203	208	16		16					
TOTALS			RPI 1-25		RPI 26-50		W-L RECORDS				RPI 51-100		RPI 101-150	RPI 150+					
9- 20			0- 2		0- 3		OVERALL				0- 3		1- 3	8- 9					
5- 6			0- 1		0- 1		HOME				0- 1		1- 1	4- 2					
1- 11			0- 0		0- 2		AWAY				0- 1		0- 1	1- 7					
3- 3			0- 1		0- 0		NEUTRAL				0- 1		0- 1	3- 0					
4- 11			0- 2		0- 1		NON-CONFERENCE				0- 1		0- 2	4- 5					
1- 3			0- 1		0- 0		HOME				0- 0		0- 1	1- 1					
0- 5			0- 0		0- 1		AWAY				0- 0		0- 0	0- 4					
3- 3			0- 1		0- 0		NEUTRAL				0- 1		0- 1	3- 0					
5- 9			0- 0		0- 2		CONFERENCE				0- 2		1- 1	4- 4					
4- 3			0- 0		0- 1		HOME				0- 1		1- 0	3- 1					
1- 6			0- 0		0- 1		AWAY				0- 1		0- 1	1- 3					
0- 0			0- 0		0- 0		NEUTRAL				0- 0		0- 0	0- 0					
RPI S	Opponent		Score		RPI S	Opponent		Score		RPI S	Opponent		Score		RPI S	Opponent		Score	
12 N	San Di ego		0	3	31 A	New Mexi co St.		0	3	74 A	Portl and St.		0	3	104 H	Utah Valley St.		2	3
19 H	Utah		0	3	40 A	Sacramento St.		0	3	74 H	Portl and St.		0	3	121 N	Murray St.		1	3
					40 H	Sacramento St.		0	3	88 N	Appal achi an St.		1	3	141 A	Eastern Wash.		1	3
															141 H	Eastern Wash.		3	1
															153 A	North Fla.		0	3
															174 A	Northern Col o.		0	3
															174 H	Northern Col o.		1	3
															177 N	Wi s. -Green Bay		3	2
															181 A	Boi se St.		0	3
															187 A	Central Mi ch.		0	3
															192 H	Utah St.		3	1
															204 A	Weber St.		1	3
															204 H	Weber St.		3	1
															205 A	Montana		0	3
															205 H	Montana		1	3
															224 A	Northern Ari z.		1	3
															224 H	Northern Ari z.		3	2
															238 A	Montana St.		3	1
															238 H	Montana St.		3	2
															255 N	Akron		3	1
															277 N	Indi ana St.		3	0
LAST 10 DIVISION I GAMES																			
192 H	Utah St.		3	1	238 H	Montana St.		3	2										
40 A	Sacramento St.		0	3	205 H	Montana		1	3										
204 A	Weber St.		1	3	224 A	Northern Ari z.		1	3										
74 A	Portl and St.		0	3	174 A	Northern Col o.		0	3										
141 A	Eastern Wash.		1	3	40 H	Sacramento St.		0	3										

Non-Div. I Games Montana Western 3 0

Idaho St.

Average RPI	W n 247	WON-LOST	WINNING	LAST 10	OPPONENT	OPP.	STRENGTH	TEAM	ADJ	CONF.	ADJ	CONF.			
Average RPI	Loss131	RECORD	PCT. RANK	GAMES	SUCCESS	OF	SCHEDULE	RPI	RPI	RPI	RPI	RPI			
DIV. I ONLY		13- 17	186	4- 6	211		224	209	216	25	25				
DIV. I NON-CONF		7- 10	198	0- 0	118		206	177	183	22	22				
<hr/>															
TOTALS		RPI 1-25		RPI 26-50	W-L RECORDS			RPI 51-100		RPI 101-150		RPI 150+			
13- 17		0- 2		0- 0	OVERALL			1- 4		0- 4		12- 7			
4- 6		0- 1		0- 0	HOME			0- 1		0- 2		4- 2			
4- 9		0- 1		0- 0	AWAY			0- 1		0- 2		4- 5			
5- 2		0- 0		0- 0	NEUTRAL			1- 2		0- 0		4- 0			
7- 10		0- 2		0- 0	NON-CONFERENCE			1- 4		0- 1		6- 3			
0- 4		0- 1		0- 0	HOME			0- 1		0- 1		0- 1			
2- 4		0- 1		0- 0	AWAY			0- 1		0- 0		2- 2			
5- 2		0- 0		0- 0	NEUTRAL			1- 2		0- 0		4- 0			
6- 7		0- 0		0- 0	CONFERENCE			0- 0		0- 3		6- 4			
4- 2		0- 0		0- 0	HOME			0- 0		0- 1		4- 1			
2- 5		0- 0		0- 0	AWAY			0- 0		0- 2		2- 3			
0- 0		0- 0		0- 0	NEUTRAL			0- 0		0- 0		0- 0			
RPI S	Opponent	Score		RPI S	Opponent	Score		RPI S	Opponent	Score		RPI S			
23 H	Ohio	0 3						54 N	Princeton	2 3		120 A			
24 A	St. John's (N. Y.)	0 3						66 N	San Francisco	0 3		120 A			
								67 H	Yale	0 3		120 H			
								86 A	Marquette	2 3		148 H			
								100 N	Long Island	3 2		155 H			
												162 A			
												190 A			
												208 A			
												208 H			
												211 A			
												211 H			
												214 A			
												214 H			
												225 A			
												244 N			
												259 A			
												262 A			
												262 H			
												267 N			
												298 A			
												298 H			
												302 N			
												318 N			
LAST 10 DIVISION I GAMES															
120 A Albany (N. Y.)				1 3				262A Maine				1 3			
298 H Hartford				3 0				214A New Hampshire				3 1			
120 H Albany (N. Y.)				0 3				208A UMBC				0 3			
211 A Binghamton				0 3				298A Hartford				3 0			
208 H UMBC				2 3				211H Binghamton				3 1			

Non-Div. I Games

Stony Brook

Average RPI	W n 250	WON-LOST	WINNING	LAST 10	OPPONENT	OPP.	STRENGTH	TEAM	ADJ	CONF.	ADJ	CONF.
Average RPI	Loss123	RECORD	PCT. RANK	GAMES	SUCCESS	OF	SCHEDULE	RPI	RPI	RPI	RPI	RPI
DIV. I ONLY		14- 20	200	1- 9	205		212	214	217	15	15	
DIV. I NON-CONF		11- 6	96	0- 1	225		265	148	153	15	14	
<hr/>												
TOTALS	RPI 1-25		RPI 26-50		W-L RECORDS		RPI 51-100			RPI 101-150		RPI 150+
14- 20	0- 3		0- 0		OVERALL		0- 5			0- 4		14- 8
6- 7	0- 1		0- 0		HOME		0- 1			0- 1		6- 4
5- 11	0- 1		0- 0		AWAY		0- 4			0- 3		5- 3
3- 2	0- 1		0- 0		NEUTRAL		0- 0			0- 0		3- 1
11- 6	0- 1		0- 0		NON-CONFERENCE		0- 2			0- 1		11- 2
5- 0	0- 0		0- 0		HOME		0- 0			0- 0		5- 0
3- 4	0- 0		0- 0		AWAY		0- 2			0- 1		3- 1
3- 2	0- 1		0- 0		NEUTRAL		0- 0			0- 0		3- 1
3- 14	0- 2		0- 0		CONFERENCE		0- 3			0- 3		3- 6
1- 7	0- 1		0- 0		HOME		0- 1			0- 1		1- 4
2- 7	0- 1		0- 0		AWAY		0- 2			0- 2		2- 2
0- 0	0- 0		0- 0		NEUTRAL		0- 0			0- 0		0- 0
RPI S Opponent	Score		RPI S Opponent	Score		RPI S Opponent	Score		RPI S Opponent	Score		
23 A Ohio	0	3				64 A Bowling Green	0	3	130 A Western Mi ch.	0	3	
23 H Ohio	1	3				64 H Bowling Green	0	3	137 A Charlotte	0	3	
24 N St. John's (N.Y.)	0	3				90 A IPFW	0	3	144 A Miami (Ohio)	0	3	
						92 A Northern Ill.	0	3	144 H Miami (Ohio)	0	3	
						93 A Cornell	0	3	151 A Davidson	0	3	
									157 H Eastern Mi ch.	1	3	
									158 N Army	3	0	
									165 H Canisius	3	1	
									170 A Ball St.	2	3	
									170 H Ball St.	0	3	
									171 A Toledo	1	3	
									187 H Central Mi ch.	1	3	
									203 H Syracuse	3	0	
									211 N Binghamton	2	3	
									221 A Kent St.	3	1	
									221 H Kent St.	0	3	
									244 N Rhode Island	3	2	
									250 H Youngstown St.	3	0	
									252 N N.C. A&T	3	0	
									255 A Akron	3	0	
									255 H Akron	3	0	
									288 A High Point	3	1	
									289 H Coastal Caro.	3	2	
									300 A Holy Cross	3	0	
									305 A Niagara	3	0	
									319 H Quinnipiac	3	0	
<hr/>												
LAST 10 DIVISION I GAMES												
170 A Ball St.	2	3	187 H Central Mi ch.	1	3							
92 A Northern Ill.	0	3	157 H Eastern Mi ch.	1	3							
130 A Western Mi ch.	0	3	144 H Miami (Ohio)	0	3							
255 A Akron	3	0	64 H Bowling Green	0	3							
171 A Toledo	1	3	90 A IPFW	0	3							

Non-Div. I Games

Buffalo

Average RPI	Win 197	WON-LOST	WINNING	LAST 10	OPPONENT	OPP.	STRENGTH	TEAM	ADJ	CONF.	ADJ	CONF.
Average RPI	Loss124	RECORD	PCT. RANK	GAMES	SUCCESS	OF	SCHEDULE	RPI	RPI	RPI	RPI	RPI
DIV. I ONLY		7- 17	256	2- 8	123		157	226	218	12	11	
DIV. I NON-CONF		3- 3	155	0- 0	159		245	168	175	13	12	
<hr/>												
TOTALS	RPI 1-25		RPI 26-50		W-L RECORDS		RPI 51-100			RPI 101-150		RPI 150+
7- 17	0- 0		0- 2		OVERALL		1- 4			1- 6		5- 5
4- 8	0- 0		0- 1		HOME		0- 2			1- 2		3- 3
3- 8	0- 0		0- 1		AWAY		1- 2			0- 4		2- 1
0- 1	0- 0		0- 0		NEUTRAL		0- 0			0- 0		0- 1
3- 3	0- 0		0- 0		NON-CONFERENCE		1- 0			0- 1		2- 2
2- 1	0- 0		0- 0		HOME		0- 0			0- 0		2- 1
1- 1	0- 0		0- 0		AWAY		1- 0			0- 1		0- 0
0- 1	0- 0		0- 0		NEUTRAL		0- 0			0- 0		0- 1
4- 14	0- 0		0- 2		CONFERENCE		0- 4			1- 5		3- 3
2- 7	0- 0		0- 1		HOME		0- 2			1- 2		1- 2
2- 7	0- 0		0- 1		AWAY		0- 2			0- 3		2- 1
0- 0	0- 0		0- 0		NEUTRAL		0- 0			0- 0		0- 0
RPI S	Opponent	Score	RPI S	Opponent	Score	RPI S	Opponent	Score	RPI S	Opponent	Score	
			35 A Hofstra	0	3	71 A Ameri can	3	2	106 A James Madi son	0	3	
			35 H Hofstra	0	3	75 A Towson	0	3	106 H James Madi son	0	3	
						75 H Towson	1	3	110 A Northeastern	0	3	
						91 A Del aware	0	3	110 H Northeastern	2	3	
						91 H Del aware	1	3	123 A VCU	0	3	
									123 H VCU	3	1	
									143 A George Washi ngton	1	3	
									180 A Georgi a St.	0	3	
									180 H Georgi a St.	1	3	
									187 H Central Mi ch.	3	0	
									190 A William & Mary	3	0	
									190 H William & Mary	2	3	
									207 N Georgetown	1	3	
									248 H Lamar	1	3	
									263 A UNC Wi lmi ngton	3	1	
									263 H UNC Wi lmi ngton	3	1	
									281 H Campbel l	3	0	
<hr/>												
LAST 10 DIVISION I GAMES												
			106 A James Madi son	0	3	263A UNC Wi lmi ngton	3	1				
			110 H Northeastern	2	3	180A Georgi a St.	0	3				
			35 H Hofstra	0	3	91 H Del aware	1	3				
			123 A VCU	0	3	75 H Towson	1	3				
			190 A William & Mary	3	0	106H James Madi son	0	3				

Non-Di v. I Games

George Mason

Average RPI	W n 271	WON-LOST	WINNING	LAST 10	OPPONENT	OPP.	STRENGTH	TEAM	ADJ	CONF.	ADJ	CONF.
Average RPI	Loss128	RECORD	PCT. RANK	GAMES	SUCCESS	OF	SCHEDULE	RPI	RPI	RPI	RPI	RPI
DIV. I ONLY		11- 18	223	4- 6	185		242	221	219	26		24
DIV. I NON-CONF		7- 12	215	3- 1	148		218	206	210	24		25
TOTALS	RPI 1-25		RPI 26-50	W-L RECORDS		RPI 51-100			RPI 101-150		RPI 150+	
11- 18	0- 0		0- 1	OVERALL		0- 7			0- 2		11- 8	
7- 3	0- 0		0- 0	HOME		0- 1			0- 1		7- 1	
4- 8	0- 0		0- 1	AWAY		0- 2			0- 0		4- 5	
0- 7	0- 0		0- 0	NEUTRAL		0- 4			0- 1		0- 2	
7- 12	0- 0		0- 1	NON-CONFERENCE		0- 6			0- 1		7- 4	
4- 2	0- 0		0- 0	HOME		0- 1			0- 0		4- 1	
3- 4	0- 0		0- 1	AWAY		0- 1			0- 0		3- 2	
0- 6	0- 0		0- 0	NEUTRAL		0- 4			0- 1		0- 1	
4- 6	0- 0		0- 0	CONFERENCE		0- 1			0- 1		4- 4	
3- 1	0- 0		0- 0	HOME		0- 0			0- 1		3- 0	
1- 4	0- 0		0- 0	AWAY		0- 1			0- 0		1- 3	
0- 1	0- 0		0- 0	NEUTRAL		0- 0			0- 0		0- 1	
RPI S	Opponent	Score	RPI S	Opponent	Score	RPI S	Opponent	Score	RPI S	Opponent	Score	
			29 A	Duke	0 3	62 H	Winthrop	0 3	102 H	East Tenn. St.	0 3	
						62 N	Winthrop	0 3	123 N	VCU	0 3	
						74 N	Portland St.	0 3	153 A	North Fla.	0 3	
						79 A	Belmont	0 3	160 A	Gonzaga	0 3	
						86 N	Marquette	1 3	163 H	UNC Greensboro	2 3	
						88 A	Appalachian St.	0 3	180 N	Georgia St.	1 3	
						96 N	Connecticut	0 3	186 A	Jacksonville	1 3	
									186 N	Jacksonville	1 3	
									201 H	Robert Morris	3 1	
									213 A	Lipscomb	0 3	
									241 A	UNC Asheville	3 1	
									252 H	N.C. A&T	3 0	
									257 H	Mercer	3 1	
									263 A	UNC Wilmington	0 3	
									269 H	Stetson	3 0	
									274 H	Western Caro.	3 0	
									281 A	Campbell	3 2	
									288 H	High Point	3 0	
									299 A	Wofford	3 1	
									308 H	Kennesaw St.	3 0	
									309 A	Charleston So.	3 1	
LAST 10 DIVISION I GAMES												
			186 N	Jacksonville	1 3	153 A	North Fla.	0 3				
			252 H	N.C. A&T	3 0	288 H	High Point	3 0				
			241 A	UNC Asheville	3 1	213 A	Lipscomb	0 3				
			281 A	Campbell	3 2	79 A	Belmont	0 3				
			186 A	Jacksonville	1 3	62 H	Winthrop	0 3				
Non-Div. I Games	N.C. Central	3 0	Winston-Salem	3 0	Presbyterian	3 0						

Gardner-Webb

Average RPI	W n 234	WON-LOST	WINNING	LAST 10	OPPONENT	OPP.	STRENGTH	TEAM	ADJ	CONF.	ADJ	CONF.
Average RPI	Loss128	RECORD	PCT. RANK	GAMES	SUCCESS	OF	SCHEDULE	RPI	RPI	RPI	RPI	RPI
DIV. I ONLY		13- 16	177	2- 8	262		172	222	221	15	15	
DIV. I NON-CONF		7- 5	118	0- 0	307		224	236	232	15	14	
<hr/>												
TOTALS	RPI 1-25		RPI 26-50		W-L RECORDS		RPI 51-100			RPI 101-150		RPI 150+
13- 16	0- 2		0- 0		OVERALL		0- 5			1- 3		12- 6
5- 6	0- 1		0- 0		HOME		0- 2			1- 2		4- 1
5- 7	0- 1		0- 0		AWAY		0- 1			0- 1		5- 4
3- 3	0- 0		0- 0		NEUTRAL		0- 2			0- 0		3- 1
7- 5	0- 0		0- 0		NON-CONFERENCE		0- 2			0- 1		7- 2
2- 1	0- 0		0- 0		HOME		0- 0			0- 1		2- 0
2- 1	0- 0		0- 0		AWAY		0- 0			0- 0		2- 1
3- 3	0- 0		0- 0		NEUTRAL		0- 2			0- 0		3- 1
6- 11	0- 2		0- 0		CONFERENCE		0- 3			1- 2		5- 4
3- 5	0- 1		0- 0		HOME		0- 2			1- 1		2- 1
3- 6	0- 1		0- 0		AWAY		0- 1			0- 1		3- 3
0- 0	0- 0		0- 0		NEUTRAL		0- 0			0- 0		0- 0
RPI S Opponent	Score		RPI S Opponent	Score		RPI S Opponent	Score		RPI S Opponent	Score		
23 A Ohio	0 3					64 A Bowling Green	0 3		121 H Murray St.	2 3		
23 H Ohio	0 3					64 H Bowling Green	0 3		130 H Western Mi ch.	3 1		
						82 N Memphis	0 3		144 A Miami (Ohio)	1 3		
						91 N Delaware	1 3		144 H Miami (Ohio)	0 3		
						92 H Northern Ill.	1 3		157 A Eastern Mi ch.	0 3		
									157 A Eastern Mi ch.	1 3		
									170 A Ball St.	3 0		
									171 A Toledo	3 0		
									177 A Wis.-Green Bay	2 3		
									187 H Central Mi ch.	3 0		
									197 A Evansville	3 2		
									217 A Buffalo	3 0		
									217 H Buffalo	1 3		
									234 N Drake	2 3		
									255 A Akron	2 3		
									255 H Akron	3 0		
									264 N Austin Peay	3 0		
									265 H North Carolina St.	3 0		
									274 A Western Caro.	3 0		
									288 N High Point	3 0		
									308 N Kennesaw St.	3 0		
									316 H Chicago St.	3 0		
<hr/>												
LAST 10 DIVISION I GAMES												
157 A Eastern Mi ch.	1 3		64 A Bowl ing Green	0 3								
144 H Mi ami (Ohi o)	0 3		144 A Mi ami (Ohi o)	1 3								
64 H Bowl ing Green	0 3		130 H Western Mi ch.	3 1								
157 A Eastern Mi ch.	0 3		92 H Northern Ill.	1 3								
23 H Ohi o	0 3		255 H Akron	3 0								

Non-Div. I Games

Kent St.

Average RPI	W n 280	WON-LOST	WINNING	LAST 10	OPPONENT	OPP.	STRENGTH	TEAM	ADJ	CONF.	ADJ	CONF.
Average RPI	Loss144	RECORD	PCT. RANK	GAMES	SUCCESS	OF	SCHEDULE	RPI	RPI	RPI	RPI	RPI
DIV. I ONLY		11- 18	223	5- 5	181		256	223	222	29	29	
DIV. I NON-CONF		2- 12	293	0- 2	50		189	223	214	28	29	
<hr/>												
TOTALS	RPI 1-25		RPI 26-50		W-L RECORDS		RPI 51-100			RPI 101-150		RPI 150+
11- 18	0- 2		0- 0		OVERALL		0- 3			0- 5		11- 8
6- 4	0- 0		0- 0		HOME		0- 1			0- 2		6- 1
3- 9	0- 0		0- 0		AWAY		0- 1			0- 2		3- 6
2- 5	0- 2		0- 0		NEUTRAL		0- 1			0- 1		2- 1
2- 12	0- 2		0- 0		NON-CONFERENCE		0- 1			0- 5		2- 4
0- 2	0- 0		0- 0		HOME		0- 0			0- 2		0- 0
0- 5	0- 0		0- 0		AWAY		0- 0			0- 2		0- 3
2- 5	0- 2		0- 0		NEUTRAL		0- 1			0- 1		2- 1
9- 6	0- 0		0- 0		CONFERENCE		0- 2			0- 0		9- 4
6- 2	0- 0		0- 0		HOME		0- 1			0- 0		6- 1
3- 4	0- 0		0- 0		AWAY		0- 1			0- 0		3- 3
0- 0	0- 0		0- 0		NEUTRAL		0- 0			0- 0		0- 0
RPI S	Opponent	Score	RPI S	Opponent	Score	RPI S	Opponent	Score	RPI S	Opponent	Score	
8 N	Washi ngton	0 3				62 A	Winthrop	0 3	102 H	East Tenn. St.	2 3	
23 N	Ohio	0 3				62 H	Winthrop	1 3	106 A	James Madi son	1 3	
						88 N	Appal achi an St.	0 3	125 A	Vir gi ni a Tech	1 3	
									137 H	Char lotte	0 3	
									143 N	George Washi ngton	0 3	
									151 A	Davi dson	0 3	
									158 A	Army	2 3	
									163 A	UNC Greensboro	1 3	
									172 N	Portl and	0 3	
									241 A	UNC Asheville l le	0 3	
									241 H	UNC Asheville l le	3 1	
									254 A	Bi rmi ngham-So.	0 3	
									254 H	Bi rmi ngham-So.	3 2	
									271 A	Radford	3 2	
									271 H	Radford	3 0	
									280 N	Navy	3 1	
									288 A	Hi gh Point	3 0	
									288 H	Hi gh Point	3 0	
									289 A	Coastal Caro.	3 1	
									289 H	Coastal Caro.	3 1	
									289 H	Coastal Caro.	1 3	
									301 N	Ci tadel	3 0	
									309 A	Charle ston So.	0 3	
									309 H	Charle ston So.	3 2	
<hr/>												
LAST 10 DIVISION I GAMES												
						289 H	Coastal Caro.	1 3	254 H	Bi rmi ngham-So.	3 2	
						271 A	Radford	3 2	241 H	UNC Asheville l le	3 1	
						102 H	East Tenn. St.	2 3	137 H	Char lotte	0 3	
						288 H	Hi gh Point	3 0	309 A	Charle ston So.	0 3	
						62 H	Winthrop	1 3	289 A	Coastal Caro.	3 1	

Non-Di v. I Games

Liberty

Average RPI	Win 201	WON-LOST	WINNING	LAST 10	OPPONENT	OPP.	STRENGTH	TEAM	ADJ.	CONF.	ADJ.	CONF.
Average RPI	Loss135	RECORD	PCT. RANK	GAMES	SUCCESS	OF	SCHEDULE	RPI	RPI	RPI	RPI	RPI
DIV. I ONLY		8- 18	246	2- 8	129		176	219	224	17	17	
DIV. I NON-CONF		5- 7	195	1- 1	93		186	159	163	16	16	

TOTALS	RPI 1-25		RPI 26-50		W-L RECORDS		RPI 51-100			RPI 101-150		RPI 150+
8- 18	0- 0		0- 3		OVERALL		0- 4			1- 3		7- 8
6- 8	0- 0		0- 1		HOME		0- 2			0- 2		6- 3
1- 9	0- 0		0- 2		AWAY		0- 1			1- 1		0- 5
1- 1	0- 0		0- 0		NEUTRAL		0- 1			0- 0		1- 0
5- 7	0- 0		0- 1		NON-CONFERENCE		0- 2			0- 2		5- 2
4- 3	0- 0		0- 0		HOME		0- 1			0- 1		4- 1
0- 3	0- 0		0- 1		AWAY		0- 0			0- 1		0- 1
1- 1	0- 0		0- 0		NEUTRAL		0- 1			0- 0		1- 0
3- 11	0- 0		0- 2		CONFERENCE		0- 2			1- 1		2- 6
2- 5	0- 0		0- 1		HOME		0- 1			0- 1		2- 2
1- 6	0- 0		0- 1		AWAY		0- 1			1- 0		0- 4
0- 0	0- 0		0- 0		NEUTRAL		0- 0			0- 0		0- 0
RPI S	Opponent	Score	RPI S	Opponent	Score	RPI S	Opponent	Score	RPI S	Opponent	Score	
			31 A	New Mexico St.	0 3	60 H	Florida Int'l	1 3	114 H	San Jose St.	1 3	
			40 A	Sacramento St.	0 3	64 N	Bowling Green	0 3	132 A	Denver	1 3	
			40 H	Sacramento St.	1 3	74 A	Portland St.	1 3	141 A	Eastern Wash.	3 0	
						74 H	Portland St.	2 3	141 H	Eastern Wash.	1 3	
									162 H	Fordham	3 0	
									174 A	Northern Colo.	1 3	
									174 H	Northern Colo.	3 2	
									181 H	Boise St.	0 3	
									204 A	Weber St.	1 3	
									204 H	Weber St.	0 3	
									205 A	Montana	0 3	
									205 H	Montana	3 1	
									215 A	Idaho St.	2 3	
									215 H	Idaho St.	3 1	
									231 H	A&M-Corpus Christi	3 1	
									233 H	Central Ark.	3 1	
									238 A	Montana St.	1 3	
									238 H	Montana St.	1 3	
									246 N	UC Riverside	3 2	

LAST 10 DIVISION I GAMES												
			204 H	Weber St.	0 3	238 A	Montana St.	1 3				
			40 H	Sacramento St.	1 3	174 H	Northern Colo.	3 2				
			141 H	Eastern Wash.	1 3	215 H	Idaho St.	3 1				
			74 H	Portland St.	2 3	31 A	New Mexico St.	0 3				
			205 A	Montana	0 3	204 A	Weber St.	1 3				

Non-Div. I Games

Northern Ariz.

[illegible]

Non-Div. I Games

St. Francis (Pa.)

Average RPI	W n 243	WON-LOST	WINNING	LAST 10	OPPONENT	OPP.	STRENGTH	TEAM	ADJ	CONF.	ADJ CONF.
Average RPI	Loss147	RECORD	PCT. RANK	GAMES	SUCCESS	OF	SCHEDULE	RPI	RPI	RPI	RPI
DIV. I ONLY		10- 16	219	3- 7	193		229	218	226	22	23
DIV. I NON-CONF		5- 5	155	0- 0	197		200	179	176	23	23
<hr/>											
TOTALS	RPI 1-25		RPI 26-50	W-L RECORDS		RPI 51-100			RPI 101-150	RPI 150+	
10- 16	0- 1		0- 2	OVERALL		0- 0			0- 5	10- 8	
5- 6	0- 0		0- 1	HOME		0- 0			0- 2	5- 3	
2- 9	0- 0		0- 1	AWAY		0- 0			0- 3	2- 5	
3- 1	0- 1		0- 0	NEUTRAL		0- 0			0- 0	3- 0	
5- 5	0- 1		0- 0	NON-CONFERENCE		0- 0			0- 3	5- 1	
2- 2	0- 0		0- 0	HOME		0- 0			0- 1	2- 1	
0- 2	0- 0		0- 0	AWAY		0- 0			0- 2	0- 0	
3- 1	0- 1		0- 0	NEUTRAL		0- 0			0- 0	3- 0	
5- 11	0- 0		0- 2	CONFERENCE		0- 0			0- 2	5- 7	
3- 4	0- 0		0- 1	HOME		0- 0			0- 1	3- 2	
2- 7	0- 0		0- 1	AWAY		0- 0			0- 1	2- 5	
0- 0	0- 0		0- 0	NEUTRAL		0- 0			0- 0	0- 0	
RPI S	Opponent	Score	RPI S	Opponent	Score	RPI S	Opponent	Score	RPI S	Opponent	Score
13 N	Okla homa	0 3	43 A	Stephen F. Austin	0 3				105 A	Texas-Arlington	0 3
			43 H	Stephen F. Austin	0 3				105 H	Texas-Arlington	2 3
									109 A	Georgia Tech	0 3
									112 A	North Texas	1 3
									112 H	North Texas	1 3
									166 A	UTSA	1 3
									166 H	UTSA	3 2
									173 N	South Fla.	3 1
									178 A	Texas St.	2 3
									178 H	Texas St.	1 3
									194 A	McNeese St.	0 3
									196 H	Southern Mi ss.	3 1
									231 A	A&M-Corpus Christi	3 2
									231 H	A&M-Corpus Christi	0 3
									233 A	Central Ark.	0 3
									247 A	Northwestern St.	3 1
									248 A	Lamar	0 3
									269 N	Stetson	3 0
									271 H	Radford	3 0
									275 H	Loui si ana Tech	1 3
									279 H	Ni chol l s St.	3 0
									285 N	Texas Southern	3 0
									314 H	Southeastern La.	3 0
<hr/>											
LAST 10 DIVISION I GAMES											
			233 A	Central Ark.	0 3	43 H	Stephen F. Austin	0 3			
			105 A	Texas-Arlington	0 3	194 A	McNeese St.	0 3			
			178 A	Texas St.	2 3	248 A	Lamar	0 3			
			166 H	UTSA	3 2	279 H	Ni chol l s St.	3 0			
			231 H	A&M-Corpus Christi	0 3	314 H	Southeastern La.	3 0			

Non-Di v. I Games

Sam Houston St.

[illegible]

Non-Div. I Games

Col gate

Average RPI				W n 229	WON-LOST		WINNING		LAST 10		OPPONENT OPP. STRENGTH		TEAM	ADJ	CONF.	ADJ CONF.	
Average RPI				Loss104	RECORD		PCT. RANK		GAMES		SUCCESS		OF SCHEDULE	RPI	RPI	RPI	RPI
DIV. I ONLY				8- 22		272		4- 6		149		86		230	228	10	12
DIV. I NON-CONF				3- 9		268		0- 0		188		99		244	242	9	10
TOTALS				RPI 1-25		RPI 26-50		W-L RECORDS		RPI 51-100				RPI 101-150		RPI 150+	
8- 22				0- 3		0- 2		OVERALL		0- 9				1- 0		7- 8	
4- 9				0- 1		0- 1		HOME		0- 4				0- 0		4- 3	
3- 10				0- 2		0- 1		AWAY		0- 4				0- 0		3- 3	
1- 3				0- 0		0- 0		NEUTRAL		0- 1				1- 0		0- 2	
3- 9				0- 1		0- 0		NON-CONFERENCE		0- 3				1- 0		2- 5	
2- 2				0- 0		0- 0		HOME		0- 1				0- 0		2- 1	
0- 4				0- 1		0- 0		AWAY		0- 1				0- 0		0- 2	
1- 3				0- 0		0- 0		NEUTRAL		0- 1				1- 0		0- 2	
5- 13				0- 2		0- 2		CONFERENCE		0- 6				0- 0		5- 3	
2- 7				0- 1		0- 1		HOME		0- 3				0- 0		2- 2	
3- 6				0- 1		0- 1		AWAY		0- 3				0- 0		3- 1	
0- 0				0- 0		0- 0		NEUTRAL		0- 0				0- 0		0- 0	
RPI S	Opponent			Score		RPI S	Opponent			Score		RPI S	Opponent			Score	
14 A	Purdue			0	3	41 A	Missouri St.			0	3	52 A	Wichi ta St.			0	3
25 A	UNI			0	3	41 H	Missouri St.			0	3	52 H	Wichi ta St.			0	3
25 H	UNI			0	3							57 A	Creighton			0	3
												57 H	Creighton			0	3
												58 H	Cinci nnati			0	3
												80 A	Ari zona			0	3
												83 N	Cle mson			0	3
												85 A	Illinoi s St.			1	3
												85 H	Illinoi s St.			0	3

Non-Div. I Games

Bradley

Average RPI	W n 259	WON-LOST	WINNING	LAST 10	OPPONENT	OPP.	STRENGTH	TEAM	ADJ	CONF.	ADJ	CONF.
Average RPI	Loss142	RECORD	PCT. RANK	GAMES	SUCCESS	OF	SCHEDULE	RPI	RPI	RPI	RPI	RPI
DIV. I ONLY		14- 15	162	5- 5	286		250	236	232	28	27	
DIV. I NON-CONF		5- 11	245	1- 1	276		196	268	261	27	26	
TOTALS	RPI 1-25		RPI 26-50	W-L RECORDS		RPI 51-100			RPI 101-150		RPI 150+	
14- 15	0- 1		0- 0	OVERALL		1- 4			0- 3		13- 7	
9- 1	0- 0		0- 0	HOME		1- 0			0- 0		8- 1	
5- 7	0- 1		0- 0	AWAY		0- 2			0- 0		5- 4	
0- 7	0- 0		0- 0	NEUTRAL		0- 2			0- 3		0- 2	
5- 11	0- 1		0- 0	NON-CONFERENCE		0- 3			0- 3		5- 4	
4- 0	0- 0		0- 0	HOME		0- 0			0- 0		4- 0	
1- 5	0- 1		0- 0	AWAY		0- 1			0- 0		1- 3	
0- 6	0- 0		0- 0	NEUTRAL		0- 2			0- 3		0- 1	
9- 4	0- 0		0- 0	CONFERENCE		1- 1			0- 0		8- 3	
5- 1	0- 0		0- 0	HOME		1- 0			0- 0		4- 1	
4- 2	0- 0		0- 0	AWAY		0- 1			0- 0		4- 1	
0- 1	0- 0		0- 0	NEUTRAL		0- 0			0- 0		0- 1	
RPI S Opponent Score	RPI S Opponent Score	RPI S Opponent Score	RPI S Opponent Score	RPI S Opponent Score	RPI S Opponent Score	RPI S Opponent Score	RPI S Opponent Score	RPI S Opponent Score	RPI S Opponent Score	RPI S Opponent Score	RPI S Opponent Score	RPI S Opponent Score
25 A UNI 0 3					51 N St. Louis 0 3				112 N North Texas 1 3			
					58 N Cincinnati 0 3				116 N Eastern Ky. 0 3			
					80 A Oral Roberts 1 3				130 N Western Mi ch. 0 3			
					80 H Oral Roberts 3 2				159 A Val parai so 1 3			
					92 A Northern Ill. 0 3				159 H Val parai so 3 2			
									159 N Val parai so 2 3			
									179 A Ill. -Chi cago 1 3			
									228 A Bradley 2 3			
									234 A Drake 0 3			
									239 H Eastern Ill. 3 1			
									240 A IUPUI 3 0			
									240 H IUPUI 1 3			
									264 N Austin Peay 0 3			
									266 A UMKC 3 1			
									266 H UMKC 3 0			
									272 H Butler 3 0			
									276 H DePaul 3 0			
									292 A Centenary (La.) 3 1			
									292 H Centenary (La.) 3 0			
									307 A Oakl and 3 1			
									307 H Oakl and 3 0			
									316 A Chi cago St. 3 0			
									316 H Chi cago St. 3 0			
LAST 10 DIVISION I GAMES					307 A Oakl and 3 1							
159 N Val parai so 2 3					316 H Chi cago St. 3 0							
292 H Centenary (La.) 3 0					240 H IUPUI 1 3							
80 H Oral Roberts 3 2					266 H UMKC 3 0							
25 A UNI 0 3					80 A Oral Roberts 1 3							
159 A Val parai so 1 3												

Non-Div. I Games

Western Ill.

Average RPI Win 255 Loss171			WON-LOST RECORD		WINNING PCT. RANK		LAST 10 GAMES		OPPONENT OPP. STRENGTH SUCCESS OF SCHEDULE		TEAM RPI	ADJ RPI	CONF. RPI	ADJ CONF. RPI	
DIV. I ONLY			19- 17		146		6- 4		274		266	217	233	22	23
DIV. I NON-CONF			12- 8		114		2- 0		246		276	181	188	23	23
TOTALS			RPI 1-25		RPI 26-50		W-L RECORDS		RPI 51-100		RPI 101-150		RPI 150+		
19- 17			0- 0		0- 1		OVERALL		1- 1		1- 5		17- 10		
10- 3			0- 0		0- 1		HOME		0- 0		1- 1		9- 1		
2- 10			0- 0		0- 0		AWAY		0- 1		0- 2		2- 7		
7- 4			0- 0		0- 0		NEUTRAL		1- 0		0- 2		6- 2		
12- 8			0- 0		0- 0		NON-CONFERENCE		1- 1		1- 4		10- 3		
4- 0			0- 0		0- 0		HOME		0- 0		1- 0		3- 0		
1- 4			0- 0		0- 0		AWAY		0- 1		0- 2		1- 1		
7- 4			0- 0		0- 0		NEUTRAL		1- 0		0- 2		6- 2		
7- 9			0- 0		0- 1		CONFERENCE		0- 0		0- 1		7- 7		
6- 3			0- 0		0- 1		HOME		0- 0		0- 1		6- 1		
1- 6			0- 0		0- 0		AWAY		0- 0		0- 0		1- 6		
0- 0			0- 0		0- 0		NEUTRAL		0- 0		0- 0		0- 0		
RPI S	Opponent	Score	RPI S	Opponent	Score	RPI S	Opponent	Score	RPI S	Opponent	Score				
43 H	Stephen F. Austin	1 3	73 N	Tul sa	3 1	105 H	Texas-Arlington	0 3							
82 A	Memphi s	0 3	111 A	Arkansas St.	0 3										
			111 H	Arkansas St.	3 2										
			114 N	San Jose St.	0 3										
			117 A	Morehead St.	0 3										
			121 N	Murray St.	0 3										
			162 N	Fordham	2 3										
			166 A	UTSA	1 3										
			178 H	Texas St.	3 0										
			194 A	McNeese St.	0 3										
			194 H	McNeese St.	0 3										
			224 A	Northern Ari z.	1 3										
			226 H	Sam Houston St.	3 0										
			231 A	A&M-Corpus Christi	0 3										
			242 H	Mi ssi ssi ppi Val .	3 0										
			247 A	Northwestern St.	0 3										
			247 H	Northwestern St.	3 1										
			248 A	Lamar	1 3										
			248 H	Lamar	3 1										
			256 N	Al abama A&M	3 0										
			267 N	Air Force	3 0										
			274 N	Western Caro.	3 2										
			276 N	DePaul	1 3										
			279 A	Ni choll s St.	1 3										
			279 H	Ni choll s St.	3 0										
			292 A	Centenary (La.)	3 0										
			292 H	Centenary (La.)	3 0										
			297 N	Jackson St.	3 0										
			306 N	Southern U.	3 0										
LAST 10 DIVISION I GAMES						292H	Centenary (La.)	3 0	279 H	Ni choll s St.	3 0				
43 H	Stephen F. Austin	1 3	226 H	Sam Houston St.	3 0	194H	McNeese St.	0 3	292 A	Centenary (La.)	3 0				
314 A	Southeastern La.	3 0	248H	Lamar	3 1	247H	Northwestern St.	3 1	292 H	Centenary (La.)	3 0				
279 A	Ni choll s St.	1 3	247H	Northwestern St.	3 1	105H	Texas-Arlington	0 3	297 N	Jackson St.	3 0				
310 H	Ark. -Pi ne Bl uff	3 0							306 N	Southern U.	3 0				

Non-Div. I Games

Central Ark.

RPI	S	Opponent	Score	
310	H	Ark. -Pine Bluff	3	0
311	N	Alabama St.	3	0
314	A	Southeastern La.	3	0
314	H	Southeastern La.	3	1

Central Ark.

C
e
n
t
r
a
l
A
r
k
.

C
e
n
t
r
a
l
A
r
k
.

Average RPI	W n 221	WON-LOST	WINNING	LAST 10	OPPONENT	OPP.	STRENGTH	TEAM	ADJ	CONF.	ADJ	CONF.
Average RPI	Loss113	RECORD	PCT. RANK	GAMES	SUCCESS	OF	SCHEDULE	RPI	RPI	RPI	RPI	RPI
DIV. I ONLY		8- 22	272	5- 5	159		131	237	234	10	12	
DIV. I NON-CONF		4- 8	228	1- 0	190		212	230	226	9	10	
TOTALS	RPI 1-25		RPI 26-50	W-L RECORDS		RPI 51-100			RPI 101-150		RPI 150+	
8- 22	0- 2		0- 3	OVERALL		1- 7			0- 3		7- 7	
3- 9	0- 1		0- 1	HOME		1- 2			0- 1		2- 4	
3- 11	0- 1		0- 1	AWAY		0- 4			0- 2		3- 3	
2- 2	0- 0		0- 1	NEUTRAL		0- 1			0- 0		2- 0	
4- 8	0- 0		0- 1	NON-CONFERENCE		0- 2			0- 3		4- 2	
1- 2	0- 0		0- 0	HOME		0- 0			0- 1		1- 1	
1- 4	0- 0		0- 0	AWAY		0- 1			0- 2		1- 1	
2- 2	0- 0		0- 1	NEUTRAL		0- 1			0- 0		2- 0	
4- 14	0- 2		0- 2	CONFERENCE		1- 5			0- 0		3- 5	
2- 7	0- 1		0- 1	HOME		1- 2			0- 0		1- 3	
2- 7	0- 1		0- 1	AWAY		0- 3			0- 0		2- 2	
0- 0	0- 0		0- 0	NEUTRAL		0- 0			0- 0		0- 0	
RPI S Opponent	Score		RPI S Opponent	Score		RPI S Opponent	Score		RPI S Opponent	Score		
25 A UNI	0 3		28 N Iowa St.	0 3		52 A Wi chi ta St.	0 3		101 A Iowa	0 3		
25 H UNI	0 3		41 A Mi ssouri St.	0 3		52 H Wi chi ta St.	0 3		118 A South Dakota St.	0 3		
			41 H Mi ssouri St.	0 3		57 A Creighton	0 3		118 H South Dakota St.	0 3		
						57 H Creighton	3 1		159 H Val parai so	0 3		
						85 A Illinois St.	1 3		177 A Wi s. -Green Bay	0 3		
						85 H Illinois St.	0 3		197 A Evansville	3 2		
						91 N Delaware	0 3		197 H Evansville	0 3		
						97 A Kansas St.	0 3		198 A Southern Ill.	3 1		
									198 H Southern Ill.	0 3		
									221 N Kent St.	3 2		
									228 A Bradl ey	0 3		
									228 H Bradl ey	0 3		
									232 H Western Ill.	3 0		
									266 A UMKC	3 1		
									277 A Indi ana St.	1 3		
									277 H Indi ana St.	3 0		
									316 N Chi cago St.	3 0		
LAST 10 DIVISION I GAMES												
			198 A Southern Ill.	3 1		228 A Bradl ey	0 3					
			197 A Evansville	3 2		25 A UNI	0 3					
			41 H Mi ssouri St.	0 3		277 H Indi ana St.	3 0					
			52 H Wi chi ta St.	0 3		85 H Illinois St.	0 3					
			266 A UMKC	3 1		57 H Creighton	3 1					

Non-Di v. I Games

Drake

[illegible]

Non-Div. I Games

Chattanooga

Average RPI Win 256 Loss164			WON-LOST RECORD		WINNING PCT. RANK		LAST 10 GAMES		OPPONENT SUCCESS		OPP. STRENGTH OF SCHEDULE		TEAM RPI		ADJ RPI		CONF. RPI		ADJ CONF. RPI		
DIV. I ONLY			13- 18		192		4- 6		224		262		227		235		23		22		
DIV. I NON-CONF			3- 8		258		0- 0		222		287		265		262		25		24		
TOTALS			RPI 1-25		RPI 26-50		W-L RECORDS		RPI 51-100				RPI 101-150		RPI 150+						
13- 18			0- 0		0- 0		OVERALL		1- 5				0- 3		12- 10						
6- 8			0- 0		0- 0		HOME		0- 3				0- 2		6- 3						
5- 7			0- 0		0- 0		AWAY		1- 2				0- 0		4- 5						
2- 3			0- 0		0- 0		NEUTRAL		0- 0				0- 1		2- 2						
3- 8			0- 0		0- 0		NON-CONFERENCE		0- 1				0- 2		3- 5						
2- 3			0- 0		0- 0		HOME		0- 1				0- 1		2- 1						
0- 2			0- 0		0- 0		AWAY		0- 0				0- 0		0- 2						
1- 3			0- 0		0- 0		NEUTRAL		0- 0				0- 1		1- 2						
10- 10			0- 0		0- 0		CONFERENCE		1- 4				0- 1		9- 5						
4- 5			0- 0		0- 0		HOME		0- 2				0- 1		4- 2						
5- 5			0- 0		0- 0		AWAY		1- 2				0- 0		4- 3						
1- 0			0- 0		0- 0		NEUTRAL		0- 0				0- 0		1- 0						
RPI S Opponent			Score		RPI S Opponent			Score		RPI S Opponent			Score		RPI S Opponent			Score			
										87 H UAB			0 3		108 H Furman			0 3			
										88 A Appal achi an St.			1 3		126 N New Orleans			0 3			
										88 A Appal achi an St.			0 3		127 H TCU			0 3			
										88 H Appal achi an St.			2 3		151 A Davi dson			1 3			
										89 A Col . of			3 2		151 H Davi dson			2 3			
										Charleston					163 A UNC Greensboro			1 3			
										89 H Col . of			1 3		163 H UNC Greensboro			3 2			
										Charleston					183 N Tenn. -Martin			0 3			
															230 A Ga. Southern			3 2			
															230 H Ga. Southern			1 3			
															235 A Chattanooga			0 3			
															235 H Chattanooga			3 0			
															241 H UNC Asheville			2 3			
															252 A N. C. A&T			1 3			
															269 A Stetson			1 3			
															274 A Western Caro.			3 0			
															274 H Western Caro.			3 0			
															280 H Navy			3 2			
															281 N Campbel l			1 3			
															288 H Hi gh Point			3 0			
															295 N Delaware St.			3 1			
															299 A Wofford			3 1			
															299 N Wofford			3 1			
															301 A Ci tadel			3 0			
															301 H Ci tadel			3 0			

Non-Di v. I Games

El on

Average RPI	Win 279	WON-LOST RECORD	WINNING PCT. RANK	LAST 10 GAMES	OPPONENT SUCCESS	OPP. OF SCHEDULE	STRENGTH	TEAM RPI	ADJ RPI	CONF. RPI	ADJ CONF. RPI
Average RPI	Loss125										
DIV. I ONLY		7- 17	256	2- 8	192	214	243	237	16	16	
DIV. I NON-CONF		6- 4	114	1- 0	258	275	187	182	17	17	
<hr/>											
TOTALS	RPI 1-25		RPI 26-50	W-L RECORDS		RPI 51-100		RPI 101-150		RPI 150+	
7- 17	0- 1		0- 0	OVERALL		0- 7		0- 1		7- 8	
4- 6	0- 0		0- 0	HOME		0- 3		0- 0		4- 3	
1- 9	0- 1		0- 0	AWAY		0- 4		0- 0		1- 4	
2- 2	0- 0		0- 0	NEUTRAL		0- 0		0- 1		2- 1	
6- 4	0- 1		0- 0	NON-CONFERENCE		0- 1		0- 1		6- 1	
3- 0	0- 0		0- 0	HOME		0- 0		0- 0		3- 0	
1- 2	0- 1		0- 0	AWAY		0- 1		0- 0		1- 0	
2- 2	0- 0		0- 0	NEUTRAL		0- 0		0- 1		2- 1	
1- 13	0- 0		0- 0	CONFERENCE		0- 6		0- 0		1- 7	
1- 6	0- 0		0- 0	HOME		0- 3		0- 0		1- 3	
0- 7	0- 0		0- 0	AWAY		0- 3		0- 0		0- 4	
0- 0	0- 0		0- 0	NEUTRAL		0- 0		0- 0		0- 0	
RPI S	Opponent	Score	RPI S	Opponent	Score	RPI S	Opponent	Score	RPI S	Opponent	Score
24 A	St. John's (N.Y.)	0 3				54 A	Princeton	1 3	101 N	Iowa	0 3
						54 H	Princeton	0 3	157 N	Eastern Mich.	1 3
						67 A	Yale	1 3	175 A	Penn	0 3
						67 H	Yale	0 3	175 H	Penn	0 3
						89 A	Col. of Charleston	1 3	191 A	Harvard	2 3
						93 A	Cornell	0 3	191 H	Harvard	2 3
						93 H	Cornell	0 3	199 A	Brown	1 3
									199 H	Brown	3 2
									200 A	Dartmouth	2 3
									200 H	Dartmouth	1 3
									259 H	Manhattan	3 0
									282 H	NJIT	3 0
									296 N	Wagner	3 0
									298 H	Hartford	3 2
									304 N	Providence	3 0
									313 A	Sacred Heart	3 0
<hr/>											
LAST 10 DIVISION I GAMES											
175 H	Penn	0 3	67 H	Yale	0 3						
54 H	Princeton	0 3	199 H	Brown	3 2						
191 A	Harvard	2 3	200 H	Dartmouth	1 3						
200 A	Dartmouth	2 3	191 H	Harvard	2 3						
259 H	Manhattan	3 0	54 A	Princeton	1 3						

Non-Div. I Games

Columbi a

Average RPI	W n 210	WON-LOST	WINNING	LAST 10	OPPONENT	OPP.	STRENGTH	TEAM	ADJ	CONF.	ADJ	CONF.
Average RPI	Loss128	RECORD	PCT. RANK	GAMES	SUCCESS	OF	SCHEDULE	RPI	RPI	RPI	RPI	RPI
DIV. I ONLY		7- 20	274	1- 9	180		130	240	238	17	17	
DIV. I NON-CONF		4- 9	247	0- 3	179		120	225	225	16	16	
TOTALS	RPI 1-25		RPI 26-50	W-L RECORDS		RPI 51-100			RPI 101-150		RPI 150+	
7- 20	0- 0		0- 2	OVERALL		0- 6			0- 5		7- 7	
3- 9	0- 0		0- 1	HOME		0- 2			0- 3		3- 3	
1- 10	0- 0		0- 1	AWAY		0- 3			0- 2		1- 4	
3- 1	0- 0		0- 0	NEUTRAL		0- 1			0- 0		3- 0	
4- 9	0- 0		0- 0	NON-CONFERENCE		0- 4			0- 3		4- 2	
1- 4	0- 0		0- 0	HOME		0- 1			0- 2		1- 1	
0- 4	0- 0		0- 0	AWAY		0- 2			0- 1		0- 1	
3- 1	0- 0		0- 0	NEUTRAL		0- 1			0- 0		3- 0	
3- 11	0- 0		0- 2	CONFERENCE		0- 2			0- 2		3- 5	
2- 5	0- 0		0- 1	HOME		0- 1			0- 1		2- 2	
1- 6	0- 0		0- 1	AWAY		0- 1			0- 1		1- 3	
0- 0	0- 0		0- 0	NEUTRAL		0- 0			0- 0		0- 0	
RPI S	Opponent	Score	RPI S	Opponent	Score	RPI S	Opponent	Score	RPI S	Opponent	Score	
			40 A	Sacramento St.	0 3	52 N	Wichita St.	0 3	104 A	Utah Valley St.	0 3	
			40 H	Sacramento St.	0 3	57 H	Creighton	0 3	118 H	South Dakota St.	1 3	
						74 A	Portland St.	1 3	141 A	Eastern Wash.	0 3	
						74 H	Portland St.	0 3	141 H	Eastern Wash.	1 3	
						80 A	Ari zona	0 3	147 H	Nevada	1 3	
						97 A	Kansas St.	1 3	174 A	Northern Colo.	0 3	
									174 H	Northern Colo.	1 3	
									184 N	Rice	3 2	
									193 H	Fla. Atlantic	3 0	
									204 A	Weber St.	2 3	
									204 H	Weber St.	3 0	
									205 A	Montana	1 3	
									205 H	Montana	1 3	
									213 N	Lipscomb	3 1	
									215 A	Idaho St.	2 3	
									215 H	Idaho St.	1 3	
									224 A	Northern Ari z.	3 1	
									224 H	Northern Ari z.	3 1	
									228 N	Bradley	3 1	
LAST 10 DIVISION I GAMES												
			74 A	Portland St.	1 3	174 H	Northern Colo.	1 3				
			141 A	Eastern Wash.	0 3	224 H	Northern Ari z.	3 1				
			204 A	Weber St.	2 3	215 A	Idaho St.	2 3				
			104 A	Utah Valley St.	0 3	40 A	Sacramento St.	0 3				
			118 H	South Dakota St.	1 3	205 H	Montana	1 3				

Non-Div. I Games

Montana St.

Average RPI	W n 275	WON-LOST	WINNING	LAST 10	OPPONENT	OPP.	STRENGTH	TEAM	ADJ	CONF.	ADJ	CONF.
Average RPI	Loss127	RECORD	PCT. RANK	GAMES	SUCCESS	OF	SCHEDULE	RPI	RPI	RPI	RPI	RPI
DIV. I ONLY		8- 19	254	3- 7	251		196	258	239	20	18	
DIV. I NON-CONF		5- 6	182	0- 0	289		190	245	238	20	20	

TOTALS	RPI 1-25		RPI 26-50		W-L RECORDS		RPI 51-100			RPI 101-150		RPI 150+
8- 19	0- 0		0- 1		OVERALL		0- 3			0- 9		8- 6
3- 7	0- 0		0- 0		HOME		0- 1			0- 3		3- 3
3- 10	0- 0		0- 1		AWAY		0- 1			0- 5		3- 3
2- 2	0- 0		0- 0		NEUTRAL		0- 1			0- 1		2- 0
5- 6	0- 0		0- 1		NON-CONFERENCE		0- 1			0- 2		5- 2
1- 1	0- 0		0- 0		HOME		0- 0			0- 0		1- 1
2- 3	0- 0		0- 1		AWAY		0- 0			0- 1		2- 1
2- 2	0- 0		0- 0		NEUTRAL		0- 1			0- 1		2- 0
3- 13	0- 0		0- 0		CONFERENCE		0- 2			0- 7		3- 4
2- 6	0- 0		0- 0		HOME		0- 1			0- 3		2- 2
1- 7	0- 0		0- 0		AWAY		0- 1			0- 4		1- 2
0- 0	0- 0		0- 0		NEUTRAL		0- 0			0- 0		0- 0
RPI S	Opponent	Score	RPI S	Opponent	Score	RPI S	Opponent	Score	RPI S	Opponent	Score	
			45 A	Northwestern	0 3	55 A	Jacksonville St.	0 3	103 A	Florida St.	0 3	
						55 H	Jacksonville St.	0 3	113 N	Pittsburgh	2 3	
						80 N	Arizona	1 3	116 A	Eastern Ky.	1 3	
									117 A	Morehead St.	1 3	
									121 A	Murray St.	0 3	
									121 H	Murray St.	1 3	
									128 H	Tennessee St.	2 3	
									136 A	Tennessee Tech	0 3	
									136 H	Tennessee Tech	2 3	
									152 A	Southeast Mo. St.	1 3	
									152 H	Southeast Mo. St.	1 3	
									179 H	Ill. -Chicago	1 3	
									183 A	Tenn. -Martin	1 3	
									183 H	Tenn. -Martin	1 3	
									232 A	Western Ill.	1 3	
									264 H	Austin Peay	3 0	
									269 N	Stetson	3 0	
									272 A	Butler	3 1	
									276 H	DePaul	3 0	
									277 A	Indiana St.	3 2	
									278 A	Samford	3 2	
									278 H	Samford	3 0	
									283 N	South Ala.	3 0	

LAST 10 DIVISION I GAMES												
			278 A	Samford	3 2	264 H	Austin Peay	3 0				
			55 A	Jacksonville St.	0 3	55 H	Jacksonville St.	0 3				
			136 A	Tennessee Tech	0 3	278 H	Samford	3 0				
			152 H	Southeast Mo. St.	1 3	121 A	Murray St.	0 3				
			128 H	Tennessee St.	2 3	183 A	Tenn. -Martin	1 3				

Non-Div. I Games

Eastern III.

Average RPI		W n 285	WON-LOST	WINNING	LAST 10	OPPONENT		OPP. STRENGTH	TEAM	ADJ	CONF.	ADJ CONF.
Average RPI		Loss126	RECORD	PCT. RANK	GAMES	SUCCESS		OF SCHEDULE	RPI	RPI	RPI	RPI
DIV. I ONLY			12- 20	226	5- 5	257		243	245	240	28	27
DIV. I NON-CONF			5- 14	267	1- 2	228		194	256	254	27	26
TOTALS		RPI 1-25		RPI 26-50	W-L RECORDS	RPI 51-100				RPI 101-150		RPI 150+
12- 20	0- 0		0- 1	OVERALL		0- 7				0- 4		12- 8
5- 7	0- 0		0- 0	HOME		0- 1				0- 1		5- 5
6- 10	0- 0		0- 1	AWAY		0- 5				0- 2		6- 2
1- 3	0- 0		0- 0	NEUTRAL		0- 1				0- 1		1- 1
5- 14	0- 0		0- 1	NON-CONFERENCE		0- 4				0- 4		5- 5
2- 4	0- 0		0- 0	HOME		0- 0				0- 1		2- 3
2- 7	0- 0		0- 1	AWAY		0- 3				0- 2		2- 1
1- 3	0- 0		0- 0	NEUTRAL		0- 1				0- 1		1- 1
7- 6	0- 0		0- 0	CONFERENCE		0- 3				0- 0		7- 3
3- 3	0- 0		0- 0	HOME		0- 1				0- 0		3- 2
4- 3	0- 0		0- 0	AWAY		0- 2				0- 0		4- 1
0- 0	0- 0		0- 0	NEUTRAL		0- 0				0- 0		0- 0
RPI S	Opponent	Score	RPI S	Opponent	Score	RPI S	Opponent	Score	RPI S	Opponent	Score	
			45 A	Northwestern	0 3	56 A	Dayton	0 3	111 N	Arkansas St.	0 3	
						58 A	Cincinnati	0 3	116 A	Eastern Ky.	0 3	
						79 N	Belmont	0 3	122 H	North Dakota St.	0 3	
						80 A	Oral Roberts	0 3	130 A	Western Mich.	1 3	
						80 A	Oral Roberts	1 3	159 A	Valparaiso	0 3	
						80 H	Oral Roberts	2 3	159 H	Valparaiso	0 3	
						90 A	IPFW	1 3	170 A	Ball St.	2 3	
									177 H	Wis.-Green Bay	2 3	
									183 H	Tenn.-Martin	0 3	
									197 H	Evansville	1 3	
									198 N	Southern Ill.	1 3	
									232 A	Western Ill.	3 1	
									232 H	Western Ill.	0 3	
									250 N	Youngstown St.	3 1	
									266 A	UMKC	3 0	
									266 H	UMKC	3 0	
									272 H	Butler	3 0	
									292 A	Centenary (La.)	3 1	
									292 H	Centenary (La.)	3 0	
									307 A	Oakland	3 0	
									307 H	Oakland	3 0	
									309 A	Charleston So.	3 0	
									316 A	Chicago St.	3 0	
									316 H	Chicago St.	3 0	
LAST 10 DIVISION I GAMES												
			80 A	Oral Roberts	1 3	266 A	UMKC	3 0				
			159 H	Valparaiso	0 3	232 A	Western Ill.	3 1				
			307 H	Oakland	3 0	80 H	Oral Roberts	2 3				
			316 H	Chicago St.	3 0	292 H	Centenary (La.)	3 0				
			90 A	IPFW	1 3	58 A	Cincinnati	0 3				

Non-Div. I Games

IUPUI

Average RPI	Win 274	WON-LOST RECORD	WINNING PCT.	RANK	LAST 10 GAMES	OPPONENT SUCCESS	OPP. OF SCHEDULE	STRENGTH RPI	TEAM RPI	ADJ RPI	CONF. RPI	ADJ CONF. RPI
DIV. I ONLY		14- 18		185	5- 4	254	265	233	241	29	29	
DIV. I NON-CONF		2- 13		296	0- 1	211	235	289	290	28	29	
TOTALS	RPI 1-25		RPI 26-50		W-L RECORDS		RPI 51-100		RPI 101-150		RPI 150+	
14- 18	0- 0		0- 0		OVERALL		0- 4		0- 4		14- 10	
7- 5	0- 0		0- 0		HOME		0- 1		0- 2		7- 2	
5- 6	0- 0		0- 0		AWAY		0- 1		0- 1		5- 4	
2- 7	0- 0		0- 0		NEUTRAL		0- 2		0- 1		2- 4	
2- 13	0- 0		0- 0		NON-CONFERENCE		0- 1		0- 4		2- 8	
0- 4	0- 0		0- 0		HOME		0- 0		0- 2		0- 2	
1- 3	0- 0		0- 0		AWAY		0- 0		0- 1		1- 2	
1- 6	0- 0		0- 0		NEUTRAL		0- 1		0- 1		1- 4	
12- 5	0- 0		0- 0		CONFERENCE		0- 3		0- 0		12- 2	
7- 1	0- 0		0- 0		HOME		0- 1		0- 0		7- 0	
4- 3	0- 0		0- 0		AWAY		0- 1		0- 0		4- 2	
1- 1	0- 0		0- 0		NEUTRAL		0- 1		0- 0		1- 0	
RPI S	Opponent	Score	RPI S	Opponent	Score	RPI S	Opponent	Score	RPI S	Opponent	Score	
						62 A Winthrop	0	3	102 H East Tenn. St.	1	3	
						62 H Winthrop	1	3	106 A James Madison	0	3	
						62 N Winthrop	0	3	137 N Charlotte	2	3	
						87 N UAB	0	3	140 H Cleveland St.	0	3	
									163 H UNC Greensboro	2	3	
									165 N Canisius	2	3	
									206 N Duquesne	2	3	
									219 H Gardner-Webb	1	3	
									222 A Liberty	1	3	
									222 H Liberty	3	0	
									235 A Elon	3	2	
									251 N Rutgers	1	3	
									254 A Birmingham-So.	3	2	
									254 H Birmingham-So.	3	0	
									257 A Mercer	0	3	
									271 A Radford	3	1	
									271 H Radford	3	1	
									271 H Radford	3	0	
									278 A Samford	0	3	
									279 N Nicholls St.	1	3	
									284 N La.-Monroe	3	0	
									288 A High Point	3	1	
									288 H High Point	3	1	
									289 A Coastal Caro.	1	3	
						62 N Winthrop	0	3	289 H Coastal Caro.	3	1	
						289 N Coastal Caro.	3	2	289 N Coastal Caro.	3	2	
						271 H Radford	3	0	309 A Charleston So.	3	1	
						254 A Birmingham-So.	3	2	222A Liberty	1	3	
						219 H Gardner-Webb	1	3	309 H Charleston So.	3	0	
									288H High Point	3	1	

Non-Di v.	I	Games	Montreat	3	0
-----------	---	-------	----------	---	---

UNC Asheville | | e

Loss, Non-Conf, S Site, H Home, A Away, N Neutral

Average RPI	Win 291	WON-LOST	WINNING	LAST 10	OPPONENT	OPP.	STRENGTH	TEAM	ADJ	CONF.	ADJ	CONF.
Average RPI	Loss216	RECORD	PCT. RANK	GAMES	SUCCESS	OF	SCHEDULE	RPI	RPI	RPI	RPI	RPI
DIV. I ONLY		21- 13	93	5- 5	309		306	231	242	33	33	
DIV. I NON-CONF		0- 7	308	0- 1	213		254	307	298	33	33	

TOTALS	RPI 1-25		RPI 26-50		W-L RECORDS		RPI 51-100			RPI 101-150		RPI 150+
21- 13	0- 0		0- 0		OVERALL		0- 1			0- 2		21- 10
5- 2	0- 0		0- 0		HOME		0- 0			0- 0		5- 2
9- 8	0- 0		0- 0		AWAY		0- 1			0- 0		9- 7
7- 3	0- 0		0- 0		NEUTRAL		0- 0			0- 2		7- 1
0- 7	0- 0		0- 0		NON-CONFERENCE		0- 1			0- 2		0- 4
0- 0	0- 0		0- 0		HOME		0- 0			0- 0		0- 0
0- 4	0- 0		0- 0		AWAY		0- 1			0- 0		0- 3
0- 3	0- 0		0- 0		NEUTRAL		0- 0			0- 2		0- 1
21- 6	0- 0		0- 0		CONFERENCE		0- 0			0- 0		21- 6
5- 2	0- 0		0- 0		HOME		0- 0			0- 0		5- 2
9- 4	0- 0		0- 0		AWAY		0- 0			0- 0		9- 4
7- 0	0- 0		0- 0		NEUTRAL		0- 0			0- 0		7- 0
RPI S	Opponent	Score	RPI S	Opponent	Score	RPI S	Opponent	Score	RPI S	Opponent	Score	
						87 A	UAB	1 3	103 N	Florida St.	0 3	
									111 N	Arkansas St.	0 3	
									209 A	Prairie View	1 3	
									209 A	Prairie View	2 3	
									209 H	Prairie View	1 3	
									209 N	Prairie View	3 2	
									209 N	Prairie View	3 2	
									233 A	Central Ark.	0 3	
									256 A	Alabama A&M	1 3	
									256 H	Alabama A&M	3 1	
									257 A	Mercer	0 3	
									258 A	Grambling	1 3	
									258 N	Grambling	3 1	
									283 N	South Ala.	1 3	
									285 A	Texas Southern	3 0	
									285 A	Texas Southern	3 0	
									285 N	Texas Southern	3 1	
									292 A	Centenary (La.)	1 3	
									297 A	Jackson St.	3 1	
									297 H	Jackson St.	1 3	
									297 N	Jackson St.	3 1	
									306 A	Southern U.	3 1	
									306 N	Southern U.	3 0	
									310 A	Ark. -Pine Bluff	3 0	
									310 A	Ark. -Pine Bluff	3 1	
									310 H	Ark. -Pine Bluff	3 0	
									310 H	Ark. -Pine Bluff	3 1	
									310 N	Ark. -Pine Bluff	3 0	
									311 A	Alabama St.	3 1	

LAST 10 DIVISION I GAMES												
						209 A	Prairie View	2 3	317 A	Alcorn St.	3 0	
						297 N	Jackson St.	3 1	297 H	Jackson St.	1 3	
						209 A	Prairie View	1 3	256 A	Alabama A&M	1 3	
						258 N	Grambling	3 1	87 A	UAB	1 3	
						285 N	Texas Southern	3 1	209 N	Prairie View	3 2	

Non-Div. I Games Clark Atlanta 3 0

Mississippi Val.

RPI	S	Opponent	Score	
311	A	Alabama St.	3	0
311	H	Alabama St.	3	0
317	A	Alcorn St.	3	0
317	H	Alcorn St.	3	0

Mississippi Val .

Mississippi Val .

Mississippi Val .

Average RPI Win 267 Average RPI Loss137			WON-LOST RECORD		WINNING PCT. RANK		LAST 10 GAMES		OPPONENT OPP. STRENGTH SUCCESS OF SCHEDULE		TEAM RPI	ADJ RPI	CONF. RPI	ADJ CONF. RPI		
DIV. I ONLY			8- 21		264		2- 8		216		221		253	243	18	19
DIV. I NON-CONF			3- 8		258		0- 0		253		258		274	264	18	18

TOTALS		RPI 1-25		RPI 26-50		W-L RECORDS		RPI 51-100		RPI 101-150		RPI 150+				
8- 21		0- 0		0- 1		OVERALL		0- 4		0- 10		8- 6				
4- 9		0- 0		0- 0		HOME		0- 0		0- 5		4- 4				
3- 9		0- 0		0- 1		AWAY		0- 2		0- 5		3- 1				
1- 3		0- 0		0- 0		NEUTRAL		0- 2		0- 0		1- 1				
3- 8		0- 0		0- 0		NON-CONFERENCE		0- 2		0- 2		3- 4				
1- 4		0- 0		0- 0		HOME		0- 0		0- 1		1- 3				
1- 1		0- 0		0- 0		AWAY		0- 0		0- 1		1- 0				
1- 3		0- 0		0- 0		NEUTRAL		0- 2		0- 0		1- 1				
5- 13		0- 0		0- 1		CONFERENCE		0- 2		0- 8		5- 2				
3- 5		0- 0		0- 0		HOME		0- 0		0- 4		3- 1				
2- 8		0- 0		0- 1		AWAY		0- 2		0- 4		2- 1				
0- 0		0- 0		0- 0		NEUTRAL		0- 0		0- 0		0- 0				
RPI S	Opponent		Score		RPI S	Opponent		Score		RPI S	Opponent		Score			
					33 A	Middle Tenn.		0 3		60 A	Florida Int'l		0 3			
										68 A	Western Ky.		0 3			
										73 N	Tulsa		2 3			
										95 N	Washington St.		0 3			
										105 A	Texas-Arlington		1 3			
										107 H	Mississippi St.		0 3			
										111 A	Arkansas St.		0 3			
										111 H	Arkansas St.		0 3			
										112 A	North Texas		1 3			
										112 H	North Texas		0 3			
										126 A	New Orleans		2 3			
										126 H	New Orleans		2 3			
										132 A	Denver		1 3			
										132 H	Denver		1 3			
										193 A	Fla. Atlantic		3 0			
										196 H	Southern Miss.		2 3			
										202 A	Ark.-Little Rock		3 2			
										202 H	Ark.-Little Rock		0 3			
										206 N	Duquesne		1 3			
										245 H	Troy		3 0			
										247 H	Northwestern St.		2 3			
										248 H	Lamar		1 3			
										283 H	South Ala.		3 0			
										284 A	La.-Monroe		1 3			
										284 H	La.-Monroe		3 0			
										297 N	Jackson St.		3 0			
										314 A	Southeastern La.		3 1			
										314 H	Southeastern La.		3 0			

LAST 10 DIVISION I GAMES						126A New Orleans						2 3				
					202 A	Ark.-Little Rock		3 2		33 A	Middle Tenn.		0 3			
					111 A	Arkansas St.		0 3		68 A	Western Ky.		0 3			
					132 H	Denver		1 3		132A	Denver		1 3			
					112 H	North Texas		0 3		112A	North Texas		1 3			
					284 H	La.-Monroe		3 0								

Non-Div. I Games

La. -Lafayette

Average RPI Win 259 Average RPI Loss129			WON-LOST RECORD		WINNING PCT. RANK		LAST 10 GAMES		OPPONENT OPP. STRENGTH SUCCESS OF SCHEDULE		TEAM RPI	ADJ RPI	CONF. RPI	ADJ CONF. RPI	
DIV. I ONLY			7- 24		279		1- 9		154		192	251	244	14	14
DIV. I NON-CONF			5- 13		257		1- 0		194		244	250	251	14	15
TOTALS			RPI 1-25		RPI 26-50		W-L RECORDS		RPI 51-100		RPI 101-150		RPI 150+		
7- 24			0- 0		0- 0		OVERALL		0- 9		0- 7		7- 8		
2- 10			0- 0		0- 0		HOME		0- 4		0- 3		2- 3		
4- 10			0- 0		0- 0		AWAY		0- 5		0- 3		4- 2		
1- 4			0- 0		0- 0		NEUTRAL		0- 0		0- 1		1- 3		
5- 13			0- 0		0- 0		NON-CONFERENCE		0- 3		0- 4		5- 6		
1- 6			0- 0		0- 0		HOME		0- 1		0- 3		1- 2		
3- 3			0- 0		0- 0		AWAY		0- 2		0- 0		3- 1		
1- 4			0- 0		0- 0		NEUTRAL		0- 0		0- 1		1- 3		
2- 11			0- 0		0- 0		CONFERENCE		0- 6		0- 3		2- 2		
1- 4			0- 0		0- 0		HOME		0- 3		0- 0		1- 1		
1- 7			0- 0		0- 0		AWAY		0- 3		0- 3		1- 1		
0- 0			0- 0		0- 0		NEUTRAL		0- 0		0- 0		0- 0		
RPI S	Opponent	Score	RPI S	Opponent	Score	RPI S	Opponent	Score	RPI S	Opponent	Score	RPI S	Opponent	Score	
						51 A	St. Louis	2	3	110 H	Northeastern	1	3		
						51 H	St. Louis	0	3	113 H	Pittsburgh	0	3		
						56 A	Dayton	0	3	120 N	Albany (N.Y.)	0	3		
						56 H	Dayton	0	3	135 H	Seton Hall	2	3		
						61 A	Xavier	0	3	137 A	Charlotte	0	3		
						61 H	Xavier	0	3	138 A	Temple	0	3		
						67 A	Yale	0	3	143 A	George Washington	1	3		
						75 H	Towson	0	3	158 N	Army	3	1		
						100 A	Long Island	1	3	162 H	Fordham	0	3		
										169 H	Boston College	1	3		
										188 N	Central Conn. St.	2	3		
										199 A	Brown	2	3		
										206 A	Duquesne	1	3		
										206 H	Duquesne	3	1		
										216 N	Stony Brook	0	3		
										217 N	Buffalo	2	3		
										255 H	Akron	1	3		
										259 A	Manhattan	3	0		
										268 A	La Salle	3	0		
										300 A	Holy Cross	3	0		
										304 A	Providence	3	0		
										319 H	Quinnipiac	3	0		
LAST 10 DIVISION I GAMES															
						162 H	Fordham	0	3	61 H	Xavier	0	3		
						319 H	Quinnipiac	3	0	143A	George Washington	1	3		
						51 A	St. Louis	2	3	137A	Charlotte	0	3		
						206 A	Duquesne	1	3	61 A	Xavier	0	3		
						56 H	Dayton	0	3	56 A	Dayton	0	3		

Non-Div. I Games

Rhode Island

Average RPI			W n 274	WON-LOST	WINNING	LAST 10	OPPONENT		OPP.	STRENGTH	TEAM	ADJ	CONF.	ADJ	CONF.
Average RPI			Loss124	RECORD	PCT. RANK	GAMES	SUCCESS		OF	SCHEDULE	RPI	RPI	RPI	RPI	RPI
DIV. I	ONLY			9- 24	268	1- 9	201			201	246	245	18	19	
DIV. I	NON-CONF			5- 10	228	0- 0	196			222	233	237	18	18	
TOTALS			RPI 1-25		RPI 26-50	W-L RECORDS	RPI 51-100						RPI 101-150	RPI 150+	
9- 24		0- 0			0- 3	OVERALL	0- 8						0- 5	9- 8	
3- 10		0- 0			0- 1	HOME	0- 5						0- 1	3- 3	
3- 12		0- 0			0- 1	AWAY	0- 3						0- 4	3- 4	
3- 2		0- 0			0- 1	NEUTRAL	0- 0						0- 0	3- 1	
5- 10		0- 0			0- 1	NON-CONFERENCE	0- 4						0- 1	5- 4	
2- 4		0- 0			0- 0	HOME	0- 3						0- 0	2- 1	
1- 4		0- 0			0- 0	AWAY	0- 1						0- 1	1- 2	
2- 2		0- 0			0- 1	NEUTRAL	0- 0						0- 0	2- 1	
4- 14		0- 0			0- 2	CONFERENCE	0- 4						0- 4	4- 4	
1- 6		0- 0			0- 1	HOME	0- 2						0- 1	1- 2	
2- 8		0- 0			0- 1	AWAY	0- 2						0- 3	2- 2	
1- 0		0- 0			0- 0	NEUTRAL	0- 0						0- 0	1- 0	
RPI S	Opponent	Score		RPI S	Opponent	Score	RPI S	Opponent	Score	RPI S	Opponent	Score			
				33 A	Middle Tenn.	2 3	60 A	Florida Int'l	1 3	107 A	Mississippi St.	0 3			
				33 H	Middle Tenn.	0 3	60 H	Florida Int'l	0 3	111 H	Arkansas St.	0 3			
				43 N	Stephen F. Austin	0 3	68 A	Western Ky.	0 3	112 A	North Texas	0 3			
							68 H	Western Ky.	0 3	126 A	New Orleans	0 3			
							72 H	St. Mary's (Cal.)	0 3	132 A	Denver	0 3			
							73 H	Tulsa	0 3	153 H	North Fla.	1 3			
							82 H	Memphis	0 3	183 H	Tenn.-Martin	3 2			
							87 A	UAB	0 3	193 A	Fla. Atlantic	1 3			
										193 H	Fla. Atlantic	1 3			
										196 A	Southern Miss.	2 3			
										202 H	Ark.-Little Rock	0 3			
										220 N	UCF	3 2			
										243 A	La.-Lafayette	0 3			
										258 N	Grambling	2 3			
										275 A	Louisiana Tech	0 3			
										283 A	South Ala.	3 2			
										283 H	South Ala.	3 1			
										284 A	La.-Monroe	3 2			
										284 N	La.-Monroe	3 0			
										297 N	Jackson St.	3 1			
										311 A	Alabama St.	3 0			
										317 H	Alcorn St.	3 0			
LAST 10 DIVISION I GAMES															
				193 A	Fla. Atlantic	1 3	132 A	Denver	0 3						
				60 A	Florida Int'l	1 3	112 A	North Texas	0 3						
				33 H	Middle Tenn.	0 3	202 H	Ark.-Little Rock	0 3						
				68 H	Western Ky.	0 3	111 H	Arkansas St.	0 3						
				283 H	South Ala.	3 1	126 A	New Orleans	0 3						

Non-Div. I Games

Troy

Average RPI			Wi n 216	WON-LOST		WI NNI NG		LAST 10		OPPONENT OPP.		STRENGTH		TEAM	ADJ	CONF.	ADJ	CONF.								
Average RPI			Loss104	RECORD		PCT. RANK		GAMES		SUCCESS		OF SCHEDULE		RPI	RPI	RPI	RPI									
DI V. I ONLY				2- 25		311		0- 10		84		89		262	246	7		7								
DI V. I NON-CONF				2- 11		291		0- 1		124		113		247	246	7		6								
TOTALS			RPI	1-25		RPI		26-50		W-L RECORDS		RPI		51-100		RPI		101-150		RPI	150+					
2- 25				0- 2			0- 4		OVERALL				0- 8				0- 5				2- 6					
1- 8				0- 1			0- 1		HOME				0- 3				0- 2				1- 1					
0- 10				0- 1			0- 1		AWAY				0- 2				0- 3				0- 3					
1- 7				0- 0			0- 2		NEUTRAL				0- 3				0- 0				1- 2					
2- 11				0- 0			0- 2		NON-CONFERENCE				0- 4				0- 1				2- 4					
1- 1				0- 0			0- 0		HOME				0- 1				0- 0				1- 0					
0- 3				0- 0			0- 0		AWAY				0- 0				0- 1				0- 2					
1- 7				0- 0			0- 2		NEUTRAL				0- 3				0- 0				1- 2					
0- 14				0- 2			0- 2		CONFERENCE				0- 4				0- 4				0- 2					
0- 7				0- 1			0- 1		HOME				0- 2				0- 2				0- 1					
0- 7				0- 1			0- 1		AWAY				0- 2				0- 2				0- 1					
0- 0				0- 0			0- 0		NEUTRAL				0- 0				0- 0				0- 0					
RPI S	Opponent			Score		RPI S	Opponent			Score		RPI S	Opponent			Score		RPI S	Opponent			Score				
18 A	Cal	Pol y		0	3	27 A	Long Beach St.				0	3	53 A	UC Santa Barb.				0	3	124 A	UC Irvine				0	3
18 H	Cal	Pol y		0	3	27 H	Long Beach St.				0	3	53 H	UC Santa Barb.				0	3	124 H	UC Irvine				1	3
						40 N	Sacramento St.				1	3	63 H	UNLV				0	3	132 A	Denver				1	3
						43 N	Stephen F. Austin				0	3	64 N	Bowling Green				0	3	149 A	Cal St. Fullerton				0	3
													66 N	San Francisco				0	3	149 H	Cal St. Fullerton				0	3
													68 N	Western Ky.				0	3	176 A	New Mexi co				0	3
													98 A	Cal St.				0	3	185 A	Paci fi c				1	3
														Northridge						185 H	Paci fi c				0	3
													98 H	Cal St.				1	3	192 N	Utah St.				0	3
														Northridge						203 N	Syracuse				3	2
																			224 N	Northern Ari z.				2	3	
																			229 A	UC Davi s				0	3	
																			229 H	UC Davi s				3	2	
LAST 10 DIVISION I GAMES																										
149 H	Cal	St. Fullerton		0	3	229 A	UC Davi s				0	3														
124 A	UC	Irvine		0	3	27 H	Long Beach St.				0	3														
27 A	Long	Beach St.		0	3	124 H	UC Irvine				1	3														
18 H	Cal	Pol y		0	3	98 H	Cal St. Northridge				1	3														
53 H	UC	Santa Barb.		0	3	185 H	Paci fi c				0	3														

Non-Div. I Games

UC Riverside

Average RPI	W n 273	WON-LOST	WINNING	LAST 10	OPPONENT	OPP.	STRENGTH	TEAM	ADJ	CONF.	ADJ	CONF.
Average RPI	Loss161	RECORD	PCT. RANK	GAMES	SUCCESS	OF	SCHEDULE	RPI	RPI	RPI	RPI	RPI
DIV. I ONLY		11- 16	202	3- 7	265		252	244	247	22		23
DIV. I NON-CONF		5- 5	155	0- 0	278		240	228	224	23		23

TOTALS	RPI 1-25		RPI 26-50		W-L RECORDS		RPI 51-100			RPI 101-150		RPI 150+
11- 16	0- 0		0- 3		OVERALL		0- 1			0- 3		11- 9
4- 5	0- 0		0- 1		HOME		0- 0			0- 1		4- 3
4- 8	0- 0		0- 1		AWAY		0- 0			0- 1		4- 6
3- 3	0- 0		0- 1		NEUTRAL		0- 1			0- 1		3- 0
5- 5	0- 0		0- 1		NON-CONFERENCE		0- 1			0- 2		5- 1
0- 0	0- 0		0- 0		HOME		0- 0			0- 0		0- 0
2- 3	0- 0		0- 1		AWAY		0- 0			0- 1		2- 1
3- 2	0- 0		0- 0		NEUTRAL		0- 1			0- 1		3- 0
6- 11	0- 0		0- 2		CONFERENCE		0- 0			0- 1		6- 8
4- 5	0- 0		0- 1		HOME		0- 0			0- 1		4- 3
2- 5	0- 0		0- 0		AWAY		0- 0			0- 0		2- 5
0- 1	0- 0		0- 1		NEUTRAL		0- 0			0- 0		0- 0
RPI S	Opponent	Score	RPI S	Opponent	Score	RPI S	Opponent	Score	RPI S	Opponent	Score	
			41 A	Missouri St.	0 3	87 N	UAB	1 3	105 H	Texas-Arlington	0 3	
			43 H	Stephen F. Austin	0 3				111 N	Arkansas St.	0 3	
			43 N	Stephen F. Austin	0 3				126 A	New Orleans	0 3	
									166 A	UTSA	1 3	
									178 H	Texas St.	3 2	
									194 A	McNeese St.	1 3	
									194 H	McNeese St.	0 3	
									226 H	Sam Houston St.	1 3	
									231 A	A&M-Corpus Christi	0 3	
									233 A	Central Ark.	1 3	
									233 H	Central Ark.	3 0	
									243 A	La.-Lafayette	3 2	
									248 A	Lamar	2 3	
									248 H	Lamar	0 3	
									266 N	UMKC	3 2	
									275 A	Louisiana Tech	1 3	
									279 A	Nicholls St.	3 1	
									279 H	Nicholls St.	3 0	
									284 A	La.-Monroe	3 1	
									292 N	Centenary (La.)	3 0	
									314 A	Southeastern La.	3 1	
									314 H	Southeastern La.	3 1	
									317 N	Alcorn St.	3 0	

LAST 10 DIVISION I GAMES												
			43 N	Stephen F. Austin	0 3	194 H	McNeese St.	0 3				
			43 H	Stephen F. Austin	0 3	233 A	Central Ark.	1 3				
			279 A	Nicholls St.	3 1	178 H	Texas St.	3 2				
			314 A	Southeastern La.	3 1	105 H	Texas-Arlington	0 3				
			248 H	Lamar	0 3	231 A	A&M-Corpus Christi	0 3				

Non-Div. I Games

Northwestern St.

[illegible]

Non-Div. I Games

Lamar

RPI	S	Opponent	Score	
314	H	Southeastern La.	3	1

L
a
m
a
r

L
a
m
a
r

Lamar

Average RPI Win 299 Average RPI Loss190			WON-LOST RECORD		WINNING PCT. RANK		LAST 10 GAMES		OPPONENT OPP. STRENGTH SUCCESS OF SCHEDULE		TEAM RPI	ADJ RPI	CONF. RPI	ADJ CONF. RPI	
DIV. I ONLY			18- 15		137		6- 3		302		307	242	249	32	32
DIV. I NON-CONF			6- 10		210		2- 1		283		297	273	278	32	31
TOTALS		RPI 1-25		RPI 26-50		W-L RECORDS		RPI 51-100		RPI 101-150		RPI 150+			
18- 15		0- 0		0- 0		OVERALL		0- 3		0- 1		18- 11			
9- 4		0- 0		0- 0		HOME		0- 0		0- 1		9- 3			
6- 5		0- 0		0- 0		AWAY		0- 1		0- 0		6- 4			
3- 6		0- 0		0- 0		NEUTRAL		0- 2		0- 0		3- 4			
6- 10		0- 0		0- 0		NON-CONFERENCE		0- 1		0- 1		6- 8			
4- 3		0- 0		0- 0		HOME		0- 0		0- 1		4- 2			
2- 4		0- 0		0- 0		AWAY		0- 1		0- 0		2- 3			
0- 3		0- 0		0- 0		NEUTRAL		0- 0		0- 0		0- 3			
12- 5		0- 0		0- 0		CONFERENCE		0- 2		0- 0		12- 3			
5- 1		0- 0		0- 0		HOME		0- 0		0- 0		5- 1			
4- 1		0- 0		0- 0		AWAY		0- 0		0- 0		4- 1			
3- 3		0- 0		0- 0		NEUTRAL		0- 2		0- 0		3- 1			
RPI S	Opponent	Score		RPI S	Opponent	Score		RPI S	Opponent	Score		RPI S	Opponent	Score	
								71 A	Ameri can	0	3	143 H	George Washi ngton	0	3
								77 N	Flori da A&M	0	3	161 A	Morgan St.	1	3
								77 N	Flori da A&M	0	3	161 H	Morgan St.	2	3
												165 H	Cani si us	0	3
												167 N	Bucknel l	1	3
												225 H	St. Franci s (Pa.)	1	3
												252 N	N. C. A&T	0	3
												260 H	Fai rl ei gh Di cki nson	3	0
												261 A	Mari st	1	3
												261 A	Mari st	2	3
												263 N	UNC Wi lmi ngton	0	3
												268 A	La Salle	1	3
												273 N	Bethune-Cookman	3	0
												282 A	NJIT	3	2
												290 A	Howard	3	2
												290 H	Howard	3	1
												294 N	Ri der	0	3
												295 A	Del aware St.	3	2
												295 H	Del aware St.	3	0
												295 N	Del aware St.	3	0
												296 A	Wagner	3	1
												299 H	Wofford	3	1
												302 H	Coppin St.	3	0
												304 H	Provi dence	3	0
												312 A	South Caroli na St.	3	2
												315 A	Hampton	3	1
												315 H	Hampton	3	0
												318 H	Norfol k St.	3	0
												318 N	Norfol k St.	3	0
												273N	Bethune-Cookman	3	0
LAST 10 DIVISION I GAMES								296A	Wagner	3	1	312 A	South Caroli na St.	3	2
								143H	George Washi ngton	0	3	315 A	Hampton	3	1
								315A	Hampton	3	1	315 H	Hampton	3	0
								318N	Norfol k St.	3	0	318 H	Norfol k St.	3	0
								273N	Bethune-Cookman	3	0	318 N	Norfol k St.	3	0

Non-Di v.	I Games Wi nston-Sal em	3	1
-----------	-------------------------	---	---

Md. -East. Shore

RPI	S	Opponent	Score	
319	H	Quinnipiac	3	0

Md. -East. Shore

Md. -East. Shore

Md. -East. Shore

Average RPI	W n 235	WON-LOST	WINNING	LAST 10	OPPONENT	OPP.	STRENGTH	TEAM	ADJ	CONF.	ADJ	CONF.
Average RPI	Loss153	RECORD	PCT. RANK	GAMES	SUCCESS	OF	SCHEDULE	RPI	RPI	RPI	RPI	RPI
DIV. I ONLY		10- 22	242	2- 8	176		232	235	250	19	20	
DIV. I NON-CONF		9- 8	150	1- 0	178		255	166	185	19	19	

TOTALS	RPI 1-25		RPI 26-50		W-L RECORDS		RPI 51-100			RPI 101-150		RPI 150+
10- 22	0- 1		0- 3		OVERALL		0- 2			0- 3		10- 13
3- 9	0- 1		0- 1		HOME		0- 1			0- 2		3- 4
2- 10	0- 0		0- 1		AWAY		0- 1			0- 1		2- 7
5- 3	0- 0		0- 1		NEUTRAL		0- 0			0- 0		5- 2
9- 8	0- 1		0- 0		NON-CONFERENCE		0- 2			0- 1		9- 4
2- 3	0- 1		0- 0		HOME		0- 1			0- 1		2- 0
2- 3	0- 0		0- 0		AWAY		0- 1			0- 0		2- 2
5- 2	0- 0		0- 0		NEUTRAL		0- 0			0- 0		5- 2
1- 14	0- 0		0- 3		CONFERENCE		0- 0			0- 2		1- 9
1- 6	0- 0		0- 1		HOME		0- 0			0- 1		1- 4
0- 7	0- 0		0- 1		AWAY		0- 0			0- 1		0- 5
0- 1	0- 0		0- 1		NEUTRAL		0- 0			0- 0		0- 0
RPI S	Opponent	Score	RPI S	Opponent	Score	RPI S	Opponent	Score	RPI S	Opponent	Score	
16 H	Ohio St.	0 3	44 A	Wis. -Milwaukee	1 3	56 A	Dayton	0 3	117 H	Morehead St.	1 3	
			44 H	Wis. -Milwaukee	0 3	64 H	Bowling Green	0 3	140 A	Cleveland St.	0 3	
			44 N	Wis. -Milwaukee	0 3				140 H	Cleveland St.	0 3	
									162 N	Fordham	0 3	
									165 A	Canisius	3 2	
									177 A	Wis. -Green Bay	1 3	
									177 H	Wis. -Green Bay	0 3	
									179 A	Ill. -Chicago	0 3	
									179 H	Ill. -Chicago	2 3	
									189 A	Loyola (Ill.)	1 3	
									189 H	Loyola (Ill.)	0 3	
									195 A	Wright St.	1 3	
									195 H	Wright St.	3 2	
									198 N	Southern Ill.	3 0	
									206 H	Duquesne	3 0	
									217 A	Buffalo	0 3	
									225 H	St. Francis (Pa.)	3 1	
									225 N	St. Francis (Pa.)	3 1	
									240 N	IUPUI	1 3	
									255 A	Akron	0 3	
									268 N	La Salle	3 0	
									272 A	Butler	0 3	
									272 H	Butler	1 3	
									280 N	Navy	3 0	
									286 A	West Virginia	3 0	
									304 N	Providence	3 0	

LAST 10 DIVISION I GAMES												
			44 N	Wis. -Milwaukee	0 3		189 A	Loyola (Ill.)	1 3			
			140 A	Cleveland St.	0 3		44 H	Wis. -Milwaukee	0 3			
			195 H	Wright St.	3 2		177 H	Wis. -Green Bay	0 3			
			272 H	Butler	1 3		286 A	West Virginia	3 0			
			179 A	Ill. -Chicago	0 3		140 H	Cleveland St.	0 3			

Non-Div. I Games

Youngstown St.

Average RPI	Win 234	WON-LOST	WINNING	LAST 10	OPPONENT	OPP.	STRENGTH	TEAM	ADJ.	CONF.	ADJ.	CONF.
Average RPI	Loss132	RECORD	PCT. RANK	GAMES	SUCCESS	OF	SCHEDULE	RPI	RPI	RPI	RPI	RPI
DIV. I ONLY		5- 20	286	0- 10	175		149	254	251	13	13	
DIV. I NON-CONF		3- 8	258	0- 1	172		213	242	245	11	11	

TOTALS	RPI 1-25		RPI 26-50		W-L RECORDS		RPI 51-100			RPI 101-150		RPI 150+
5- 20	0- 2		0- 1		OVERALL		0- 4			1- 4		4- 9
2- 6	0- 0		0- 1		HOME		0- 1			0- 2		2- 2
1- 9	0- 2		0- 0		AWAY		0- 2			1- 1		0- 4
2- 5	0- 0		0- 0		NEUTRAL		0- 1			0- 1		2- 3
3- 8	0- 0		0- 0		NON-CONFERENCE		0- 1			1- 2		2- 5
0- 1	0- 0		0- 0		HOME		0- 0			0- 0		0- 1
1- 2	0- 0		0- 0		AWAY		0- 0			1- 1		0- 1
2- 5	0- 0		0- 0		NEUTRAL		0- 1			0- 1		2- 3
2- 12	0- 2		0- 1		CONFERENCE		0- 3			0- 2		2- 4
2- 5	0- 0		0- 1		HOME		0- 1			0- 2		2- 1
0- 7	0- 2		0- 0		AWAY		0- 2			0- 0		0- 3
0- 0	0- 0		0- 0		NEUTRAL		0- 0			0- 0		0- 0
RPI S	Opponent	Score	RPI S	Opponent	Score	RPI S	Opponent	Score	RPI S	Opponent	Score	
21 A	Louisville	0 3	49 H	Notre Dame	0 3	58 A	Cincinnati	0 3	106 A	James Madison	3 2	
24 A	St. John's (N.Y.)	0 3				86 H	Marquette	0 3	113 H	Pittsburgh	0 3	
						96 A	Connecticut	0 3	134 N	Kansas	1 3	
						100 N	Long Island	0 3	135 H	Seton Hall	0 3	
									138 A	Temple	0 3	
									162 H	Fordham	2 3	
									164 A	Villanova	0 3	
									165 N	Cani si us	0 3	
									173 A	South Fla.	1 3	
									191 A	Harvard	1 3	
									203 H	Syracuse	0 3	
									206 N	Duquesne	1 3	
									207 A	Georgetown	0 3	
									211 N	Binghamton	1 3	
									241 N	UNC Asheville	3 1	
									262 N	Maine	3 2	
									276 H	DePaul	3 2	
									286 H	West Virginia	3 0	

LAST 10 DIVISION I GAMES												
						96 A	Connecticut	0 3	86 H	Marquette	0 3	
						24 A	St. John's (N.Y.)	0 3	173 A	South Fla.	1 3	
						135 H	Seton Hall	0 3	207 A	Georgetown	0 3	
						162 H	Fordham	2 3	164 A	Villanova	0 3	
						203 H	Syracuse	0 3	58 A	Cincinnati	0 3	

Non-Div. I Games

Rutgers

Average RPI Win 292 Average RPI Loss195			WON-LOST RECORD		WINNING PCT. RANK		LAST 10 GAMES		OPPONENT OPP. STRENGTH SUCCESS OF SCHEDULE		TEAM RPI	ADJ RPI	CONF. RPI	ADJ CONF. RPI	
DIV. I ONLY			14- 14		153		4- 5		296		308	250	252	32	32
DIV. I NON-CONF			5- 10		228		0- 4		284		288	284	284	32	31
TOTALS		RPI 1-25	RPI 26-50		W-L RECORDS		RPI 51-100		RPI 101-150		RPI 150+				
14- 14		0- 0	0- 0		OVERALL		0- 1		0- 3		14- 10				
3- 5		0- 0	0- 0		HOME		0- 0		0- 2		3- 3				
4- 4		0- 0	0- 0		AWAY		0- 1		0- 1		4- 2				
7- 5		0- 0	0- 0		NEUTRAL		0- 0		0- 0		7- 5				
5- 10		0- 0	0- 0		NON-CONFERENCE		0- 0		0- 3		5- 7				
1- 5		0- 0	0- 0		HOME		0- 0		0- 2		1- 3				
2- 3		0- 0	0- 0		AWAY		0- 0		0- 1		2- 2				
2- 2		0- 0	0- 0		NEUTRAL		0- 0		0- 0		2- 2				
9- 4		0- 0	0- 0		CONFERENCE		0- 1		0- 0		9- 3				
2- 0		0- 0	0- 0		HOME		0- 0		0- 0		2- 0				
2- 1		0- 0	0- 0		AWAY		0- 1		0- 0		2- 0				
5- 3		0- 0	0- 0		NEUTRAL		0- 0		0- 0		5- 3				
RPI S	Opponent	Score	RPI S	Opponent	Score	RPI S	Opponent	Score	RPI S	Opponent	Score				
						77 A Flori da A&M 1 3			102 H	East Tenn. St.	1 3				
						119 A	East Caro.	0 3							
						137 H	Charlotte	1 3							
						161 N	Morgan St.	0 3							
						161 N	Morgan St.	0 3							
						163 H	UNC Greensboro	2 3							
						217 N	Buffal o	0 3							
						219 A	Gardner-Webb	0 3							
						225 N	St. Francis (Pa.)	1 3							
						235 H	El on	3 1							
						249 N	Md. -East. Shore	3 0							
						273 A	Bethune-Cookman	3 0							
						273 N	Bethune-Cookman	3 1							
						280 N	Navy	3 0							
						281 H	Campbel l	2 3							
						288 A	Hi gh Poi nt	0 3							
						288 H	Hi gh Poi nt	0 3							
						290 N	Howard	3 1							
						293 A	Loyol a (Md.)	3 1							
						295 N	Del aware St.	1 3							
						302 N	Coppi n St.	3 0							
						308 N	Kennesaw St.	3 1							
						312 H	South Carolina St.	3 1							
						315 H	Hampton	3 1							
						315 N	Hampton	3 0							
						318 A	Norfolk St.	3 0							
						320 A	Savannah St.	3 1							
						LAST 10 DIVISION I GAMES			312H South Carolina St. 3 1			312 H			South Carolina St.
161 N Morgan St. 0 3			163H UNC Greensboro 2 3			315 H			Hampton	3 0					
273 N Bethune-Cookman 3 1			273A Bethune-Cookman 3 0			318 A			Norfolk St.	3 0					
219 A Gardner-Webb 0 3			290N Howard 3 1			320 A			Savannah St.	3 1					
281 H Campbel l 2 3			249N Md. -East. Shore 3 0												
288 A Hi gh Poi nt 0 3															

Non-Di v. I Games N. C. Central

3 2

Winston-Salem

3 0

Winston-Salem

3 1

N. C. A&T

Average RPI	Win 235	WON-LOST	WINNING	LAST 10	OPPONENT	OPP.	STRENGTH	TEAM	ADJ	CONF.	ADJ	CONF.
Average RPI	Loss133	RECORD	PCT. RANK	GAMES	SUCCESS	OF	SCHEDULE	RPI	RPI	RPI	RPI	RPI
DIV. I ONLY		3- 24	305	1- 8	106		183	267	253	31	31	
DIV. I NON-CONF		2- 20	299	0- 6	144		151	270	273	31	32	

TOTALS	RPI 1-25		RPI 26-50		W-L RECORDS		RPI 51-100			RPI 101-150		RPI 150+
3- 24	0- 1		0- 0		OVERALL		0- 4			1- 11		2- 8
0- 6	0- 0		0- 0		HOME		0- 1			0- 4		0- 1
0- 11	0- 0		0- 0		AWAY		0- 1			0- 6		0- 4
3- 7	0- 1		0- 0		NEUTRAL		0- 2			1- 1		2- 3
2- 20	0- 1		0- 0		NON-CONFERENCE		0- 2			1- 9		1- 8
0- 5	0- 0		0- 0		HOME		0- 1			0- 3		0- 1
0- 9	0- 0		0- 0		AWAY		0- 0			0- 5		0- 4
2- 6	0- 1		0- 0		NEUTRAL		0- 1			1- 1		1- 3
1- 4	0- 0		0- 0		CONFERENCE		0- 2			0- 2		1- 0
0- 1	0- 0		0- 0		HOME		0- 0			0- 1		0- 0
0- 2	0- 0		0- 0		AWAY		0- 1			0- 1		0- 0
1- 1	0- 0		0- 0		NEUTRAL		0- 1			0- 0		1- 0
RPI S	Opponent	Score	RPI S	Opponent	Score	RPI S	Opponent	Score	RPI S	Opponent	Score	
7 N	Southern Cal i forni a	0 3				90 A	I PFW	0 3	104 A	Utah Valley St.	0 3	
						90 N	I PFW	1 3	104 H	Utah Valley St.	0 3	
						93 N	Cornel l	2 3	112 N	North Texas	3 1	
						99 H	Texas Tech	0 3	118 A	South Dakota St.	0 3	
									118 H	South Dakota St.	0 3	
									118 H	South Dakota St.	0 3	
									122 A	North Dakota St.	0 3	
									122 A	North Dakota St.	1 3	
									122 H	North Dakota St.	0 3	
									127 A	TCU	0 3	
									133 N	Wyomi ng	1 3	
									147 A	Nevada	0 3	
									153 N	North Fl a.	1 3	
									166 A	UTSA	2 3	
									172 A	Portl and	1 3	
									172 N	Portl and	0 3	
									178 A	Texas St.	0 3	
									178 H	Texas St.	1 3	
									201 N	Robert Morris	2 3	
									248 A	Lamar	0 3	
									288 N	High Poi nt	3 2	
									304 N	Provi dence	3 0	

LAST 10 DIVISION I GAMES												
304 N	Provi dence	3 0	122A	North Dakota St.	0 3							
90 N	I PFW	1 3	118A	South Dakota St.	0 3							
122 A	North Dakota St.	1 3	127A	TCU	0 3							
104 A	Utah Valley St.	0 3	166A	UTSA	2 3							
248 A	Lamar	0 3	118H	South Dakota St.	0 3							

Non-Di v. I Games Tex. A&M-Ki ngs vi 3 0

Tex. A&M-Ki ngs vi 3 0

Tex. A&M Int'l I 3 0

Texas A&M Int'l I 1 3

Tex. -Pan Ameri can

Average RPI Win 277 Loss178			WON-LOST RECORD		WINNING PCT. RANK		LAST 10 GAMES		OPPONENT OPP. STRENGTH SUCCESS OF SCHEDULE		TEAM RPI		ADJ RPI		CONF. RPI		ADJ CONF. RPI		
DIV. I ONLY			12- 17		196		6- 4		272		270		247		254		29		
DIV. I NON-CONF			3- 10		271		0- 0		259		242		287		283		28		
TOTALS		RPI 1-25		RPI 26-50		W-L RECORDS		RPI 51-100		RPI 101-150		RPI 150+							
12- 17		0- 0		0- 0		OVERALL		0- 4		0- 3		12- 10							
8- 6		0- 0		0- 0		HOME		0- 2		0- 0		8- 4							
4- 6		0- 0		0- 0		AWAY		0- 1		0- 1		4- 4							
0- 5		0- 0		0- 0		NEUTRAL		0- 1		0- 2		0- 2							
3- 10		0- 0		0- 0		NON-CONFERENCE		0- 1		0- 3		3- 6							
2- 4		0- 0		0- 0		HOME		0- 1		0- 0		2- 3							
1- 2		0- 0		0- 0		AWAY		0- 0		0- 1		1- 1							
0- 4		0- 0		0- 0		NEUTRAL		0- 0		0- 2		0- 2							
9- 7		0- 0		0- 0		CONFERENCE		0- 3		0- 0		9- 4							
6- 2		0- 0		0- 0		HOME		0- 1		0- 0		6- 1							
3- 4		0- 0		0- 0		AWAY		0- 1		0- 0		3- 3							
0- 1		0- 0		0- 0		NEUTRAL		0- 1		0- 0		0- 0							
RPI S	Opponent		Score		RPI S	Opponent		Score		RPI S	Opponent		Score		RPI S	Opponent		Score	

Non-Di v. I Games

Bi rmi ngham-So.

Average RPI	W n 247	WON-LOST	WINNING	LAST 10	OPPONENT	OPP.	STRENGTH	TEAM	ADJ	CONF.	ADJ	CONF.
Average RPI	Loss133	RECORD	PCT. RANK	GAMES	SUCCESS	OF	SCHEDULE	RPI	RPI	RPI	RPI	RPI
DIV. I ONLY		7- 24	279	0- 10	206		160	257	255	15	15	
DIV. I NON-CONF		6- 8	192	0- 0	271		191	237	236	15	14	
TOTALS	RPI 1-25		RPI 26-50	W-L RECORDS		RPI 51-100			RPI 101-150		RPI 150+	
7- 24	0- 2		0- 1	OVERALL		0- 4			1- 7		6- 10	
2- 8	0- 1		0- 0	HOME		0- 2			0- 1		2- 4	
2- 11	0- 1		0- 1	AWAY		0- 2			0- 3		2- 4	
3- 5	0- 0		0- 0	NEUTRAL		0- 0			1- 3		2- 2	
6- 8	0- 0		0- 1	NON-CONFERENCE		0- 1			1- 3		5- 3	
1- 1	0- 0		0- 0	HOME		0- 1			0- 0		1- 0	
2- 2	0- 0		0- 1	AWAY		0- 0			0- 0		2- 1	
3- 5	0- 0		0- 0	NEUTRAL		0- 0			1- 3		2- 2	
1- 16	0- 2		0- 0	CONFERENCE		0- 3			0- 4		1- 7	
1- 7	0- 1		0- 0	HOME		0- 1			0- 1		1- 4	
0- 9	0- 1		0- 0	AWAY		0- 2			0- 3		0- 3	
0- 0	0- 0		0- 0	NEUTRAL		0- 0			0- 0		0- 0	
RPI S Opponent	Score		RPI S Opponent	Score		RPI S Opponent	Score		RPI S Opponent	Score		
23 A Ohio	0 3		31 A New Mexico St.	0 3		64 A Bowling Green	0 3		110 N Northeastern	0 3		
23 H Ohio	0 3					64 H Bowling Green	0 3		113 N Pittsburgh	1 3		
						90 H IPFW	0 3		130 A Western Mi ch.	0 3		
						92 A Northern Ill.	1 3		130 A Western Mi ch.	0 3		
									132 N Denver	3 1		
									133 N Wyomi ng	1 3		
									144 A Mi ami (Ohi o)	0 3		
									144 H Mi ami (Ohi o)	0 3		
									156 N Indi ana	0 3		
									157 H Eastern Mi ch.	0 3		
									170 A Ball St.	0 3		
									171 H Toledo	0 3		
									187 H Central Mi ch.	0 3		
									195 A Wright St.	0 3		
									215 N Idaho St.	1 3		
									217 A Buffal o	0 3		
									217 H Buffal o	0 3		
									221 A Kent St.	0 3		
									221 H Kent St.	3 2		
									244 A Rhode Isl and	3 1		
									250 H Youngstown St.	3 0		
									286 A West Vi rgi ni a	3 0		
									286 N West Vi rgi ni a	3 1		
									307 N Oakl and	3 1		
			LAST 10 DIVISION I GAMES									
			130 A Western Mi ch.	0 3		157H Eastern Mi ch.	0 3					
			130 A Western Mi ch.	0 3		187H Central Mi ch.	0 3					
			92 A Northern Ill.	1 3		64 H Bowl ing Green	0 3					
			217 H Buffal o	0 3		144H Mi ami (Ohi o)	0 3					
			170 A Ball St.	0 3		23 A Ohi o	0 3					

Non-Div. I Games

Akron

Average RPI	W n 300	WON-LOST	WINNING	LAST 10	OPPONENT	OPP.	STRENGTH	TEAM	ADJ	CONF.	ADJ	CONF.
Average RPI	Loss186	RECORD	PCT. RANK	GAMES	SUCCESS	OF	SCHEDULE	RPI	RPI	RPI	RPI	RPI
DIV. I ONLY		9- 13	201	7- 3	289		295	261	256	33	33	
DIV. I NON-CONF		0- 8	308	0- 0	163		172	293	286	33	33	

TOTALS	RPI 1-25		RPI 26-50		W-L RECORDS		RPI 51-100			RPI 101-150		RPI 150+
9- 13	0- 0		0- 0		OVERALL		0- 2			0- 3		9- 8
4- 1	0- 0		0- 0		HOME		0- 0			0- 1		4- 0
3- 4	0- 0		0- 0		AWAY		0- 2			0- 0		3- 2
2- 8	0- 0		0- 0		NEUTRAL		0- 0			0- 2		2- 6
0- 8	0- 0		0- 0		NON-CONFERENCE		0- 2			0- 3		0- 3
0- 1	0- 0		0- 0		HOME		0- 0			0- 1		0- 0
0- 2	0- 0		0- 0		AWAY		0- 2			0- 0		0- 0
0- 5	0- 0		0- 0		NEUTRAL		0- 0			0- 2		0- 3
9- 5	0- 0		0- 0		CONFERENCE		0- 0			0- 0		9- 5
4- 0	0- 0		0- 0		HOME		0- 0			0- 0		4- 0
3- 2	0- 0		0- 0		AWAY		0- 0			0- 0		3- 2
2- 3	0- 0		0- 0		NEUTRAL		0- 0			0- 0		2- 3
RPI S	Opponent	Score	RPI S	Opponent	Score	RPI S	Opponent	Score	RPI S	Opponent	Score	
						65 A	Al abama	0 3	121 N	Murray St.	0 3	
						82 A	Memphi s	0 3	128 H	Tennessee St.	0 3	
									134 N	Kansas	0 3	
									182 N	Mi ami (Fl a.)	0 3	
									209 A	Prai rie View	0 3	
									209 N	Prai rie View	2 3	
									233 N	Central Ark.	0 3	
									242 A	Mi ssi ssi ppi Val .	1 3	
									242 H	Mi ssi ssi ppi Val .	3 1	
									258 N	Grambl ing	1 3	
									276 N	DePaul	0 3	
									285 N	Texas Southern	2 3	
									297 A	Jackson St.	3 2	
									297 H	Jackson St.	3 1	
									297 N	Jackson St.	3 1	
									310 N	Ark. -Pi ne Bl uff	3 0	
									311 A	Al abama St.	3 0	
									311 H	Al abama St.	3 0	
									317 A	Al corn St.	3 0	
									317 H	Al corn St.	3 0	
LAST 10 DIVISION I GAMES												
						285 N	Texas Southern	2 3	317 A	Al corn St.	3 0	
						209 A	Prai rie View	0 3	297 A	Jackson St.	3 2	
						310 N	Ark. -Pi ne Bl uff	3 0	242 H	Mi ssi ssi ppi Val .	3 1	
						317 H	Al corn St.	3 0	258 N	Grambl ing	1 3	
						311 H	Al abama St.	3 0	297 N	Jackson St.	3 1	

Non-Di v. I Games Al bany St. (Ga.) 0 3 Al bany St. (Ga.) 3 1

Al abama A&M

Average RPI Win 264 Average RPI Loss152			WON-LOST RECORD		WINNING PCT. RANK		LAST 10 GAMES		OPPONENT OPP. STRENGTH SUCCESS OF SCHEDULE		TEAM RPI	ADJ RPI	CONF. RPI	ADJ CONF. RPI	
DIV. I ONLY			11- 21		233		3- 7		264		249	255	257	26	24
DIV. I NON-CONF			9- 13		200		2- 2		249		225	232	239	24	25
TOTALS			RPI 1-25		RPI 26-50		W-L RECORDS		RPI 51-100		RPI 101-150		RPI 150+		
11- 21			0- 0		0- 1		OVERALL		0- 5		0- 4		11- 11		
8- 7			0- 0		0- 0		HOME		0- 3		0- 2		8- 2		
2- 10			0- 0		0- 0		AWAY		0- 2		0- 1		2- 7		
1- 4			0- 0		0- 1		NEUTRAL		0- 0		0- 1		1- 2		
9- 13			0- 0		0- 1		NON-CONFERENCE		0- 4		0- 3		9- 5		
7- 4			0- 0		0- 0		HOME		0- 2		0- 1		7- 1		
1- 6			0- 0		0- 0		AWAY		0- 2		0- 1		1- 3		
1- 3			0- 0		0- 1		NEUTRAL		0- 0		0- 1		1- 1		
2- 8			0- 0		0- 0		CONFERENCE		0- 1		0- 1		2- 6		
1- 3			0- 0		0- 0		HOME		0- 1		0- 1		1- 1		
1- 4			0- 0		0- 0		AWAY		0- 0		0- 0		1- 4		
0- 1			0- 0		0- 0		NEUTRAL		0- 0		0- 0		0- 1		
RPI S	Opponent		Score		RPI S	Opponent		Score		RPI S	Opponent		Score		
44	N	Wis.-Milwaukee	0	3	65	A	Alabama	1	3	102	H	East Tenn. St.	0	3	
					77	A	Florida A&M	1	3	103	H	Florida St.	0	3	
					77	H	Florida A&M	1	3	137	A	Charlotte	0	3	
					79	H	Belmont	1	3	145	N	SMU	0	3	
					87	H	UAB	2	3	153	A	North Fla.	0	3	
										156	A	Indiana	1	3	
										168	A	Georgia	0	3	
										170	N	Ball St.	3	2	
										180	A	Georgia St.	1	3	
										186	A	Jacksonville	1	3	
										213	H	Lipscomb	1	3	
										213	N	Lipscomb	0	3	
										219	A	Gardner-Webb	1	3	
										230	H	Ga. Southern	3	0	
										235	N	Chattanooga	2	3	
										241	H	UNC Asheville	3	0	
										242	H	Mississippi Val.	3	0	
										254	H	Birmingham-So.	3	0	
										263	H	UNC Wilmington	3	0	
										269	A	Stetson	1	3	
										279	H	Nicholls St.	3	1	
										281	A	Campbell	3	0	
										283	H	South Ala.	1	3	
										308	H	Kennesaw St.	3	0	
										320	A	Savannah St.	3	0	
										320	H	Savannah St.	3	0	
LAST 10 DIVISION I GAMES															
213	N	Lipscomb	0	3	308	H	Kennesaw St.	3	0						
320	A	Savannah St.	3	0	263	H	UNC Wilmington	3	0						
269	A	Stetson	1	3	186	A	Jacksonville	1	3						
77	A	Florida A&M	1	3	153	A	North Fla.	0	3						
102	H	East Tenn. St.	0	3	180	A	Georgia St.	1	3						

Non-Div. I Games

Mercer

[illegible]

Non-Di v.	I Games Ark.	-Monti cel lo 1	3	Ark.	-Monti cel lo 0	3
-----------	--------------	-----------------	---	------	-----------------	---

Grambling

Loss, Non-Conf, S Site, H Home, A Away, N Neutral

RPI	S	Opponent	Score
317	N	Alcorn St.	3 0

G
r
a
m
b
l
i
n
g

G
r
a
m
b
l
i
n
g

Grambling

Average RPI Win 282 Average RPI Loss179			WON-LOST RECORD		WINNING PCT. RANK		LAST 10 GAMES		OPPONENT OPP. STRENGTH SUCCESS OF SCHEDULE		TEAM RPI		ADJ RPI		CONF. RPI		ADJ CONF. RPI	
DIV. I ONLY			13- 21		222		3- 7		256		273		249		259		27	
DIV. I NON-CONF			3- 10		271		0- 2		241		261		277		277		29	
TOTALS			RPI 1-25		RPI 26-50		W-L RECORDS		RPI 51-100		RPI 101-150		RPI 150+					
13- 21			0- 0		0- 0		OVERALL		0- 5		0- 4		13- 12					
6- 7			0- 0		0- 0		HOME		0- 2		0- 2		6- 3					
4- 10			0- 0		0- 0		AWAY		0- 2		0- 2		4- 6					
3- 4			0- 0		0- 0		NEUTRAL		0- 1		0- 0		3- 3					
3- 10			0- 0		0- 0		NON-CONFERENCE		0- 2		0- 2		3- 6					
0- 4			0- 0		0- 0		HOME		0- 1		0- 1		0- 2					
1- 4			0- 0		0- 0		AWAY		0- 1		0- 1		1- 2					
2- 2			0- 0		0- 0		NEUTRAL		0- 0		0- 0		2- 2					
10- 11			0- 0		0- 0		CONFERENCE		0- 3		0- 2		10- 6					
6- 3			0- 0		0- 0		HOME		0- 1		0- 1		6- 1					
3- 6			0- 0		0- 0		AWAY		0- 1		0- 1		3- 4					
1- 2			0- 0		0- 0		NEUTRAL		0- 1		0- 0		1- 1					
RPI S	Opponent	Score	RPI S	Opponent	Score	RPI S	Opponent	Score	RPI S	Opponent	Score							
						71 A	Ameri can	0 3	135 A	Seton Hal l	0 3							
						76 A	Fai rfi el d	1 3	141 H	Eastern Wash.	0 3							
						76 H	Fai rfi el d	0 3	148 A	Si ena	0 3							
						76 N	Fai rfi el d	0 3	148 H	Si ena	0 3							
						100 H	Long I sl and	0 3	162 N	Fordham	0 3							
									165 A	Cani si us	1 3							
									165 H	Cani si us	1 3							
									165 N	Cani si us	1 3							
									216 H	Stony Brook	0 3							
									237 A	Col umbi a	0 3							
									244 H	Rhode I sl and	0 3							
									260 A	Fai rlei gh Di cki nson	3 2							
									261 A	Mari st	0 3							
									261 H	Mari st	3 2							
									261 N	Mari st	3 0							
									270 A	I ona	3 0							
									270 H	I ona	3 1							
									282 A	NJIT	0 3							
									282 N	NJIT	0 3							
									287 A	St. Peter's	3 0							
									287 H	St. Peter's	3 1							
									290 N	Howard	3 0							
									293 A	Loyol a (Md.)	3 0							
									293 H	Loyol a (Md.)	3 2							
						165 N	Cani si us	1 3	294 A	Ri der	1 3							
						76 N	Fai rfi el d	0 3	294 H	Ri der	3 2							
						261 N	Mari st	3 0	296 N	Wagner	3 1							
						261 A	Mari st	0 3	305 A	Ni agara	1 3							
						287 A	St. Peter's	3 0	305 H	Ni agara	3 0							
LAST 10 DIVISION I GAMES																		
						282A	NJIT	0 3										
						293H	Loyol a (Md.)	3 2										
						76 A	Fai rfi el d	1 3										
						237A	Col umbi a	0 3										
						165H	Cani si us	1 3										

Non-Div. I Games

Manhattan

[illegible]

Non-Div. I Games

Fairleigh Dickinson

Average RPI			W n 281	WON-LOST		WINNING		LAST 10		OPPONENT OPP.		STRENGTH	TEAM	ADJ	CONF.	ADJ CONF.			
RPI			Loss191	RECORD		PCT. RANK		GAMES		SUCCESS		OF SCHEDULE	RPI	RPI	RPI	RPI			
DIV. I ONLY				11- 19		228		5- 5		245		290	252	261	27	28			
DIV. I NON-CONF				3- 7		249		1- 0		79		293	215	223	29	28			
TOTALS			RPI 1-25			RPI 26-50			W-L RECORDS			RPI 51-100			RPI 101-150	RPI 150+			
11- 19			0- 0			0- 0			OVERALL			0- 3			0- 4	11- 12			
9- 6			0- 0			0- 0			HOME			0- 1			0- 1	9- 4			
2- 9			0- 0			0- 0			AWAY			0- 2			0- 1	2- 6			
0- 4			0- 0			0- 0			NEUTRAL			0- 0			0- 2	0- 2			
3- 7			0- 0			0- 0			NON-CONFERENCE			0- 1			0- 2	3- 4			
3- 3			0- 0			0- 0			HOME			0- 0			0- 0	3- 3			
0- 2			0- 0			0- 0			AWAY			0- 1			0- 0	0- 1			
0- 2			0- 0			0- 0			NEUTRAL			0- 0			0- 2	0- 0			
8- 12			0- 0			0- 0			CONFERENCE			0- 2			0- 2	8- 8			
6- 3			0- 0			0- 0			HOME			0- 1			0- 1	6- 1			
2- 7			0- 0			0- 0			AWAY			0- 1			0- 1	2- 5			
0- 2			0- 0			0- 0			NEUTRAL			0- 0			0- 0	0- 2			
RPI S	Opponent		Score		RPI S	Opponent		Score		RPI S	Opponent		Score		RPI S	Opponent		Score	
										76 A	Fai rfi el d	0	3	105 N	Texas-Arlington	0	3		
										76 H	Fai rfi el d	0	3	135 N	Seton Hall	1	3		
										91 A	Del aware	0	3	148 A	Si ena	0	3		
														148 H	Si ena	0	3		
														158 A	Army	0	3		
														165 A	Can i si us	0	3		
														165 H	Can i si us	0	3		
														188 H	Central Conn. St.	2	3		
														227 H	Col gate	0	3		
														249 H	Md. -East. Shore	3	1		
														249 H	Md. -East. Shore	3	2		
														259 A	Manhattan	2	3		
														259 H	Manhattan	3	0		
														259 N	Manhattan	0	3		
														270 A	I ona	2	3		
														270 H	I ona	3	2		
														270 N	I ona	2	3		
														287 A	St. Peter' s	3	1		
														287 H	St. Peter' s	3	2		
														293 A	Loyol a (Md.)	2	3		
														293 H	Loyol a (Md.)	3	0		
														294 A	Ri der	1	3		
														294 H	Ri der	3	1		

Non-Div. I Games

Mari st

Average RPI Win 266 Average RPI Loss160			WON-LOST RECORD		WINNING PCT. RANK		LAST 10 GAMES		OPPONENT OPP. SUCCESS OF SCHEDULE		TEAM RPI		ADJ RPI		CONF. RPI		ADJ CONF. RPI		
DIV. I ONLY			6- 20		278		2- 8		228		222		268		262		25		
DIV. I NON-CONF			2- 12		293		0- 1		160		199		264		256		22		
TOTALS			RPI 1-25		RPI 26-50		W-L RECORDS		RPI 51-100				RPI 101-150		RPI 150+				
6- 20			0- 0		0- 0		OVERALL		0- 3				0- 7		6- 10				
3- 3			0- 0		0- 0		HOME		0- 0				0- 1		3- 2				
1- 11			0- 0		0- 0		AWAY		0- 2				0- 3		1- 6				
2- 6			0- 0		0- 0		NEUTRAL		0- 1				0- 3		2- 2				
2- 12			0- 0		0- 0		NON-CONFERENCE		0- 3				0- 5		2- 4				
0- 0			0- 0		0- 0		HOME		0- 0				0- 0		0- 0				
0- 6			0- 0		0- 0		AWAY		0- 2				0- 2		0- 2				
2- 6			0- 0		0- 0		NEUTRAL		0- 1				0- 3		2- 2				
4- 8			0- 0		0- 0		CONFERENCE		0- 0				0- 2		4- 6				
3- 3			0- 0		0- 0		HOME		0- 0				0- 1		3- 2				
1- 5			0- 0		0- 0		AWAY		0- 0				0- 1		1- 4				
0- 0			0- 0		0- 0		NEUTRAL		0- 0				0- 0		0- 0				
RPI S Opponent			Score		RPI S Opponent			Score		RPI S Opponent			Score		RPI S Opponent			Score	
										58 A Cincinnati			0 3		110 A Northeastern			0 3	
										73 N Tul sa			0 3		120 A Albany (N. Y.)			1 3	
										100 A Long Island			1 3		120 H Albany (N. Y.)			1 3	
															130 N Western Mich.			0 3	
															134 N Kansas			0 3	
															136 N Tennessee Tech			1 3	
															138 A Temple			1 3	
															162 A Fordham			2 3	
															191 A Harvard			1 3	
															200 N Dartmouth			0 3	
															208 A UMBC			1 3	
															208 H UMBC			1 3	
															211 A Binghamton			2 3	
															211 H Binghamton			1 3	
															214 A New Hampshire			2 3	
															214 H New Hampshire			3 0	
															216 A Stony Brook			1 3	
															216 H Stony Brook			3 1	
															251 N Rutgers			2 3	
															282 N NJIT			3 0	
															287 N St. Peter's			3 0	
															298 A Hartford			3 1	
															298 H Hartford			3 0	
					LAST 10 DIVISION I GAMES														
					211 H Binghamton			1 3		216H Stony Brook			3 1						
					208 H UMBC			1 3		100A Long Island			1 3						
					214 A New Hampshire			2 3		211A Binghamton			2 3						
					120 A Albany (N. Y.)			1 3		120H Albany (N. Y.)			1 3						
					298 A Hartford			3 1		216A Stony Brook			1 3						

Non-Div. I Games

Mai ne

Average RPI Win 228 Average RPI Loss146				WON-LOST RECORD		WINNING PCT. RANK		LAST 10 GAMES		OPPONENT OPP. STRENGTH SUCCESS OF SCHEDULE		TEAM RPI	ADJ RPI	CONF. RPI	ADJ CONF. RPI	
DIV. I ONLY				4- 24		301		1- 9		136		225	269	264	20	18
DIV. I NON-CONF				2- 10		287		0- 0		165		232	266	268	20	20
TOTALS		RPI 1-25		RPI 26-50		W-L RECORDS		RPI 51-100		RPI 101-150		RPI 150+				
4- 24		0- 0		0- 0		OVERALL		0- 6		1- 8		3- 10				
2- 7		0- 0		0- 0		HOME		0- 1		1- 4		1- 2				
0- 13		0- 0		0- 0		AWAY		0- 2		0- 4		0- 7				
2- 4		0- 0		0- 0		NEUTRAL		0- 3		0- 0		2- 1				
2- 10		0- 0		0- 0		NON-CONFERENCE		0- 4		0- 0		2- 6				
0- 1		0- 0		0- 0		HOME		0- 0		0- 0		0- 1				
0- 5		0- 0		0- 0		AWAY		0- 1		0- 0		0- 4				
2- 4		0- 0		0- 0		NEUTRAL		0- 3		0- 0		2- 1				
2- 14		0- 0		0- 0		CONFERENCE		0- 2		1- 8		1- 4				
2- 6		0- 0		0- 0		HOME		0- 1		1- 4		1- 1				
0- 8		0- 0		0- 0		AWAY		0- 1		0- 4		0- 3				
0- 0		0- 0		0- 0		NEUTRAL		0- 0		0- 0		0- 0				
RPI S	Opponent	Score		RPI S	Opponent	Score		RPI S	Opponent	Score	RPI S	Opponent	Score			
								55 A	Jacksonville St.	0 3	116 A	Eastern Ky.	2 3			
								55 H	Jacksonville St.	0 3	116 H	Eastern Ky.	0 3			
								58 N	Cincinnati	0 3	117 A	Morehead St.	0 3			
								79 A	Belmont	2 3	117 H	Morehead St.	3 1			
								79 N	Belmont	0 3	121 A	Murray St.	2 3			
								82 N	Memphis	2 3	121 H	Murray St.	2 3			
											128 A	Tennessee St.	0 3			
											128 H	Tennessee St.	0 3			
											136 H	Tennessee Tech	0 3			
											152 A	Southeast Mo. St.	0 3			
											183 H	Tenn.-Martin	2 3			
											197 A	Evansville	2 3			
											198 A	Southern Ill.	0 3			
											213 A	Lipscomb	1 3			
											213 H	Lipscomb	0 3			
											221 N	Kent St.	0 3			
											228 A	Bradley	0 3			
											232 N	Western Ill.	3 0			
											239 A	Eastern Ill.	0 3			
											278 A	Samford	0 3			
											278 H	Samford	3 2			
											286 N	West Virginia	3 1			
LAST 10 DIVISION I GAMES																
								121 A	Murray St.	2 3	239A	Eastern Ill.	0 3			
								128 H	Tennessee St.	0 3	116A	Eastern Ky.	2 3			
								117 H	Morehead St.	3 1	117A	Morehead St.	0 3			
								116 H	Eastern Ky.	0 3	136H	Tennessee Tech	0 3			
								152 A	Southeast Mo. St.	0 3	128A	Tennessee St.	0 3			

Non-Div. I Games

Austin Peay

Average RPI Win 297 Average RPI Loss137				WON-LOST RECORD		WINNING PCT. RANK		LAST 10 GAMES		OPPONENT OPP. STRENGTH SUCCESS OF SCHEDULE		TEAM RPI		ADJ RPI		CONF. RPI		ADJ CONF. RPI							
DIV. I ONLY				7- 23		276		4- 6		235		239		274		266		28							
DIV. I NON-CONF				3- 15		287		1- 1		170		168		260		252		27							
TOTALS				RPI 1-25		RPI 26-50		W-L RECORDS		RPI 51-100		RPI 101-150		RPI 150+											
7- 23				0- 1		0- 2		OVERALL		0- 5		0- 5		7- 10											
3- 6				0- 0		0- 0		HOME		0- 2		0- 0		3- 4											
3- 11				0- 1		0- 2		AWAY		0- 1		0- 3		3- 4											
1- 6				0- 0		0- 0		NEUTRAL		0- 2		0- 2		1- 2											
3- 15				0- 1		0- 2		NON-CONFERENCE		0- 3		0- 5		3- 4											
1- 2				0- 0		0- 0		HOME		0- 1		0- 0		1- 1											
1- 7				0- 1		0- 2		AWAY		0- 0		0- 3		1- 1											
1- 6				0- 0		0- 0		NEUTRAL		0- 2		0- 2		1- 2											
4- 8				0- 0		0- 0		CONFERENCE		0- 2		0- 0		4- 6											
2- 4				0- 0		0- 0		HOME		0- 1		0- 0		2- 3											
2- 4				0- 0		0- 0		AWAY		0- 1		0- 0		2- 3											
0- 0				0- 0		0- 0		NEUTRAL		0- 0		0- 0		0- 0											
RPI S Opponent				Score		RPI S Opponent				Score		RPI S Opponent				Score		RPI S Opponent				Score			
21 A Louisville				0 3		28 A Iowa St.				0 3		52 H Wichita St.				0 3		101 A Iowa				0 3			
						41 A Missouri St.						55 N Jacksonville St.				0 3		111 N Arkansas St.				1 3			
												80 A Oral Roberts				0 3		118 A South Dakota St.				1 3			
												80 H Oral Roberts				1 3		122 N North Dakota St.				0 3			
												94 N Tulane				0 3		134 A Kansas				0 3			
																		159 A Valparaiso				0 3			
																		159 H Valparaiso				0 3			
																		186 A Jacksonville				1 3			
																		193 N Fla. Atlantic				1 3			
																		232 A Western Ill.				0 3			
																		232 H Western Ill.				1 3			
																		234 H Drake				1 3			
																		240 A IUPUI				0 3			
																		240 H IUPUI				0 3			
																		247 N Northwestern St.				2 3			
																		248 N Lamar				3 2			
																		292 A Centenary (La.)				3 0			
																		292 H Centenary (La.)				3 0			
																		307 A Oakland				3 2			
																		307 H Oakland				3 0			
																		316 A Chicago St.				3 0			
																		316 H Chicago St.				3 0			
						LAST 10 DIVISION I GAMES																			
						80 H Oral Roberts				1 3		240H IUPUI				0 3									
						292 H Centenary (La.)				3 0		316H Chicago St.				3 0									
						234 H Drake				1 3		232A Western Ill.				0 3									
						307 A Oakland				3 2		292A Centenary (La.)				3 0									
						159 A Valparaiso				0 3		80 A Oral Roberts				0 3									

Non-Div. I Games

UMKC

Average RPI	W n 309	WON-LOST	WINNING	LAST 10	OPPONENT	OPP.	STRENGTH	TEAM	ADJ	CONF.	ADJ	CONF.
Average RPI	Loss120	RECORD	PCT. RANK	GAMES	SUCCESS	OF	SCHEDULE	RPI	RPI	RPI	RPI	RPI
DIV. I ONLY		3- 25	307	0- 10	170		146	283	267	6		6
DIV. I NON-CONF		3- 8	258	0- 1	266		279	281	279	6		8

TOTALS	RPI 1-25		RPI 26-50		W-L RECORDS		RPI 51-100			RPI 101-150		RPI 150+
3- 25	0- 3		0- 4		OVERALL		0- 2			0- 7		3- 9
1- 10	0- 1		0- 2		HOME		0- 1			0- 3		1- 3
1- 10	0- 1		0- 2		AWAY		0- 1			0- 4		1- 2
1- 5	0- 1		0- 0		NEUTRAL		0- 0			0- 0		1- 4
3- 8	0- 1		0- 0		NON-CONFERENCE		0- 0			0- 1		3- 6
1- 2	0- 0		0- 0		HOME		0- 0			0- 0		1- 2
1- 2	0- 0		0- 0		AWAY		0- 0			0- 1		1- 1
1- 4	0- 1		0- 0		NEUTRAL		0- 0			0- 0		1- 3
0- 17	0- 2		0- 4		CONFERENCE		0- 2			0- 6		0- 3
0- 8	0- 1		0- 2		HOME		0- 1			0- 3		0- 1
0- 8	0- 1		0- 2		AWAY		0- 1			0- 3		0- 1
0- 1	0- 0		0- 0		NEUTRAL		0- 0			0- 0		0- 1
RPI S Opponent	Score		RPI S Opponent	Score		RPI S Opponent	Score		RPI S Opponent	Score		
19 A Utah	0 3		34 A Colorado St.	0 3		63 A UNLV	0 3		117 A Morehead St.	0 3		
19 H Utah	0 3		34 H Colorado St.	0 3		63 H UNLV	0 3		127 A TCU	0 3		
24 N St. John's (N.Y.)	0 3		37 A Brigham Young	0 3					127 H TCU	0 3		
			37 H Brigham Young	0 3					129 A San Diego St.	0 3		
									129 H San Diego St.	0 3		
									133 A Wyoming	0 3		
									133 H Wyoming	0 3		
									161 H Morgan St.	1 3		
									174 H Northern Colo.	0 3		
									176 A New Mexico	0 3		
									176 H New Mexico	0 3		
									176 N New Mexico	0 3		
									190 A William & Mary	0 3		
									216 N Stony Brook	0 3		
									233 N Central Ark.	0 3		
									274 N Western Caro.	1 3		
									292 N Centenary (La.)	3 2		
									317 A Alcorn St.	3 0		
									318 H Norfolk St.	3 0		

LAST 10 DIVISION I GAMES												
176 N New Mexico	0 3		34 A Colorado St.	0 3								
37 H Brigham Young	0 3		133H Wyoming	0 3								
19 H Utah	0 3		174H Northern Colo.	0 3								
129 A San Diego St.	0 3		127 A TCU	0 3								
63 A UNLV	0 3		176A New Mexico	0 3								

Air Force

Air Force

Non-Div. I Games

Air Force

[illegible]

Non-Div. I Games

La Salle

Average RPI	Win 286	WON-LOST	WINNING	LAST 10	OPPONENT	OPP.	STRENGTH	TEAM	ADJ.	CONF.	ADJ.	CONF.
Average RPI	Loss159	RECORD	PCT. RANK	GAMES	SUCCESS	OF	SCHEDULE	RPI	RPI	RPI	RPI	RPI
DIV. I ONLY		8- 18	246	3- 7	270		259	276	269	26	24	
DIV. I NON-CONF		6- 9	201	1- 0	280		271	255	259	24	25	

TOTALS	RPI 1-25		RPI 26-50		W-L RECORDS		RPI 51-100			RPI 101-150		RPI 150+
8- 18	0- 0		0- 1		OVERALL		0- 2			0- 4		8- 11
5- 6	0- 0		0- 0		HOME		0- 1			0- 2		5- 3
2- 7	0- 0		0- 0		AWAY		0- 0			0- 2		2- 5
1- 5	0- 0		0- 1		NEUTRAL		0- 1			0- 0		1- 3
6- 9	0- 0		0- 1		NON-CONFERENCE		0- 1			0- 3		6- 4
3- 1	0- 0		0- 0		HOME		0- 0			0- 1		3- 0
2- 3	0- 0		0- 0		AWAY		0- 0			0- 2		2- 1
1- 5	0- 0		0- 1		NEUTRAL		0- 1			0- 0		1- 3
2- 9	0- 0		0- 0		CONFERENCE		0- 1			0- 1		2- 7
2- 5	0- 0		0- 0		HOME		0- 1			0- 1		2- 3
0- 4	0- 0		0- 0		AWAY		0- 0			0- 0		0- 4
0- 0	0- 0		0- 0		NEUTRAL		0- 0			0- 0		0- 0
RPI S	Opponent	Score	RPI S	Opponent	Score	RPI S	Opponent	Score	RPI S	Opponent	Score	
			37 N	Brigham Young	0 3	60 N	Florida Int'l	0 3	102 H	East Tenn. St.	1 3	
						79 H	Belmont	0 3	103 A	Florida St.	0 3	
									109 A	Georgia Tech	0 3	
									126 H	New Orleans	1 3	
									153 A	North Fla.	1 3	
									153 H	North Fla.	1 3	
									173 N	South Fla.	1 3	
									186 A	Jacksonville	0 3	
									186 H	Jacksonville	0 3	
									213 H	Lipscomb	0 3	
									219 A	Gardner-Webb	0 3	
									220 A	UCF	0 3	
									226 N	Sam Houston St.	0 3	
									235 H	Elon	3 1	
									239 N	Eastern Ill.	0 3	
									257 H	Mercer	3 1	
									273 A	Bethune-Cookman	3 2	
									281 A	Campbell	2 3	
									283 N	South Ala.	3 2	
									295 H	Delaware St.	3 0	
									308 H	Kennesaw St.	3 0	
									320 A	Savannah St.	3 0	
									320 H	Savannah St.	3 0	

LAST 10 DIVISION I GAMES												
			153 H	North Fla.	1 3	102 H	East Tenn. St.	1 3				
			186 H	Jacksonville	0 3	153 A	North Fla.	1 3				
			257 H	Mercer	3 1	186 A	Jacksonville	0 3				
			320 H	Savannah St.	3 0	281 A	Campbell	2 3				
			308 H	Kennesaw St.	3 0	219 A	Gardner-Webb	0 3				

Non-Div. I Games Flagler

1 3

Stetson

Average RPI			W n 276	WON-LOST	WINNING	LAST 10	OPPONENT		OPP.	STRENGTH	TEAM	ADJ	CONF.	ADJ	CONF.
Average RPI			Loss186	RECORD	PCT. RANK	GAMES	SUCCESS		OF	SCHEDULE	RPI	RPI	RPI	RPI	RPI
DIV. I	ONLY			11- 21	233	5- 5	276			264	266	270	27	28	
DIV. I	NON-CONF			2- 7	275	0- 0	184			195	252	244	29	28	
TOTALS			RPI 1-25		RPI 26-50	W-L RECORDS	RPI 51-100						RPI 101-150		RPI 150+
11- 21	0- 1			0- 0	OVERALL		0- 4						1- 4		10- 12
4- 6	0- 0			0- 0	HOME		0- 1						1- 0		3- 5
1- 12	0- 1			0- 0	AWAY		0- 1						0- 3		1- 7
6- 3	0- 0			0- 0	NEUTRAL		0- 2						0- 1		6- 0
2- 7	0- 1			0- 0	NON-CONFERENCE		0- 1						0- 3		2- 2
0- 1	0- 0			0- 0	HOME		0- 0						0- 0		0- 1
0- 4	0- 1			0- 0	AWAY		0- 0						0- 2		0- 1
2- 2	0- 0			0- 0	NEUTRAL		0- 1						0- 1		2- 0
9- 14	0- 0			0- 0	CONFERENCE		0- 3						1- 1		8- 10
4- 5	0- 0			0- 0	HOME		0- 1						1- 0		3- 4
1- 8	0- 0			0- 0	AWAY		0- 1						0- 1		1- 6
4- 1	0- 0			0- 0	NEUTRAL		0- 1						0- 0		4- 0
RPI S	Opponent	Score		RPI S	Opponent	Score		RPI S	Opponent	Score		RPI S	Opponent	Score	
16 A	Ohio St.	0	3					76 A	Fairfield	0	3	135 A	Seton Hall	0	3
								76 H	Fairfield	0	3	138 A	Temple	0	3
								76 N	Fairfield	0	3	140 N	Cleveland St.	0	3
								92 N	Northern Ill.	0	3	148 A	Siena	0	3
												148 H	Siena	3	2
												165 A	Canisius	0	3
												165 H	Canisius	0	3
												188 A	Central Conn. St.	0	3
												259 A	Manhattan	1	3
												259 H	Manhattan	0	3
												260 H	Fairleigh Dickinson	1	3
												261 A	Marist	2	3
												261 H	Marist	3	2
												261 N	Marist	3	2
												287 A	St. Peter's	0	3
												287 H	St. Peter's	3	0
												291 N	Lehigh	3	1
												291 N	Lehigh	3	0
												293 A	Loyola (Md.)	2	3
												293 H	Loyola (Md.)	1	3
												293 N	Loyola (Md.)	3	2
												294 A	Rider	0	3
												294 H	Rider	0	3
												294 N	Rider	3	0
												305 A	Niagara	3	0
												305 H	Niagara	3	0
												305 N	Niagara	3	2
LAST 10 DIVISION I GAMES															
293 N	Loyola (Md.)	3	2	148 A	Siena	0	3	305 A	Niagara	3	0	305 H	Niagara	3	0
305 N	Niagara	3	2	294 A	Rider	0	3	305 H	Niagara	3	0	305 N	Niagara	3	2
261 N	Marist	3	2	287 H	St. Peter's	3	0								
76 N	Fairfield	0	3	293 H	Loyola (Md.)	1	3								
294 N	Rider	3	0	165 H	Canisius	0	3								

Non-Div. I Games

Iona

Average RPI	W n 261	WON-LOST	WINNING	LAST 10	OPPONENT	OPP.	STRENGTH	TEAM	ADJ	CONF.	ADJ	CONF.
Average RPI	Loss185	RECORD	PCT. RANK	GAMES	SUCCESS	OF	SCHEDULE	RPI	RPI	RPI	RPI	RPI
DIV. I ONLY		9- 19	240	3- 7	250		268	260	271	29	29	
DIV. I NON-CONF		5- 8	208	1- 0	135		238	194	204	28	29	

TOTALS	RPI 1-25		RPI 26-50		W-L RECORDS		RPI 51-100			RPI 101-150		RPI 150+
9- 19	0- 0		0- 1		OVERALL		0- 3			1- 3		8- 12
3- 4	0- 0		0- 0		HOME		0- 1			1- 0		2- 3
1- 12	0- 0		0- 0		AWAY		0- 2			0- 1		1- 9
5- 3	0- 0		0- 1		NEUTRAL		0- 0			0- 2		5- 0
5- 8	0- 0		0- 1		NON-CONFERENCE		0- 1			1- 3		4- 3
1- 0	0- 0		0- 0		HOME		0- 0			1- 0		0- 0
0- 5	0- 0		0- 0		AWAY		0- 1			0- 1		0- 3
4- 3	0- 0		0- 1		NEUTRAL		0- 0			0- 2		4- 0
4- 11	0- 0		0- 0		CONFERENCE		0- 2			0- 0		4- 9
2- 4	0- 0		0- 0		HOME		0- 1			0- 0		2- 3
1- 7	0- 0		0- 0		AWAY		0- 1			0- 0		1- 6
1- 0	0- 0		0- 0		NEUTRAL		0- 0			0- 0		1- 0
RPI S	Opponent	Score	RPI S	Opponent	Score	RPI S	Opponent	Score	RPI S	Opponent	Score	
			33 N	Mi ddl e Tenn.	0 3	62 A	Winthrop	0 3	102 H	East Tenn. St.	3 2	
						62 H	Winthrop	0 3	106 A	James Madi son	1 3	
						88 A	Appal achi an St.	1 3	112 N	North Texas	0 3	
									115 N	Marshall	2 3	
									158 A	Army	0 3	
									196 N	Southern Mi ss.	3 2	
									222 A	Li berty	0 3	
									222 H	Li berty	2 3	
									226 A	Sam Houston St.	0 3	
									241 A	UNC Asheville	1 3	
									241 A	UNC Asheville	0 3	
									241 H	UNC Asheville	1 3	
									254 A	Bi rmi ngham-So.	2 3	
									254 H	Bi rmi ngham-So.	0 3	
									275 N	Loui si ana Tech	3 2	
									280 N	Navy	3 0	
									288 A	High Point	1 3	
									288 H	High Point	3 2	
									289 A	Coastal Caro.	0 3	
									289 H	Coastal Caro.	3 0	
									299 A	Wofford	2 3	
									301 N	Ci tadel	3 0	
									309 A	Charleston So.	3 1	
									309 N	Charleston So.	3 1	

LAST 10 DIVISION I GAMES												
			241 A	UNC Asheville	0 3	254 H	Bi rmi ngham-So.	0 3				
			102 H	East Tenn. St.	3 2	241 H	UNC Asheville	1 3				
			222 H	Li berty	2 3	289 A	Coastal Caro.	0 3				
			62 H	Winthrop	0 3	309 A	Charleston So.	3 1				
			288 H	High Point	3 2	62 A	Winthrop	0 3				

Non-Div. I Games

Radford

Average RPI	Win 252	WON-LOST	WINNING	LAST 10	OPPONENT	OPP.	STRENGTH	TEAM	ADJ	CONF.	ADJ	CONF.
Average RPI	Loss152	RECORD	PCT. RANK	GAMES	SUCCESS	OF	SCHEDULE	RPI	RPI	RPI	RPI	RPI
DIV. I ONLY		6- 22	284	2- 8	231		194	272	272	19	20	
DIV. I NON-CONF		3- 10	271	0- 1	268		205	285	280	19	19	
<hr/>												
TOTALS	RPI 1-25		RPI 26-50		W-L RECORDS		RPI 51-100			RPI 101-150		RPI 150+
6- 22	0- 0		0- 5		OVERALL		0- 1			0- 2		6- 14
5- 9	0- 0		0- 1		HOME		0- 1			0- 1		5- 6
1- 10	0- 0		0- 2		AWAY		0- 0			0- 1		1- 7
0- 3	0- 0		0- 2		NEUTRAL		0- 0			0- 0		0- 1
3- 10	0- 0		0- 3		NON-CONFERENCE		0- 1			0- 0		3- 6
3- 4	0- 0		0- 0		HOME		0- 1			0- 0		3- 3
0- 4	0- 0		0- 1		AWAY		0- 0			0- 0		0- 3
0- 2	0- 0		0- 2		NEUTRAL		0- 0			0- 0		0- 0
3- 12	0- 0		0- 2		CONFERENCE		0- 0			0- 2		3- 8
2- 5	0- 0		0- 1		HOME		0- 0			0- 1		2- 3
1- 6	0- 0		0- 1		AWAY		0- 0			0- 1		1- 4
0- 1	0- 0		0- 0		NEUTRAL		0- 0			0- 0		0- 1
RPI S	Opponent	Score	RPI S	Opponent	Score	RPI S	Opponent	Score	RPI S	Opponent	Score	
			29 N	Duke	0 3	90 H	IPFW	1 3	140 A	Cleveland St.	0 3	
			32 A	Arizona St.	1 3				140 H	Cleveland St.	0 3	
			44 A	Wis.-Milwaukee	0 3				158 H	Army	1 3	
			44 H	Wis.-Milwaukee	0 3				170 H	Ball St.	0 3	
			49 N	Notre Dame	0 3				177 A	Wis.-Green Bay	1 3	
									177 H	Wis.-Green Bay	2 3	
									179 A	Ill.-Chicago	0 3	
									179 H	Ill.-Chicago	1 3	
									179 N	Ill.-Chicago	0 3	
									189 A	Loyola (Ill.)	1 3	
									189 H	Loyola (Ill.)	3 2	
									195 A	Wright St.	0 3	
									195 H	Wright St.	2 3	
									197 H	Evansville	3 2	
									232 A	Western Ill.	0 3	
									239 H	Eastern Ill.	1 3	
									240 A	IUPUI	0 3	
									250 A	Youngstown St.	3 1	
									250 H	Youngstown St.	3 0	
									276 A	DePaul	1 3	
									308 H	Kennesaw St.	3 0	
									316 H	Chicago St.	3 0	
<hr/>												
LAST 10 DIVISION I GAMES												
			179 N	Ill.-Chicago	0 3	195 H	Wright St.	2 3				
			177 H	Wis.-Green Bay	2 3	90 H	IPFW	1 3				
			44 H	Wis.-Milwaukee	0 3	179 H	Ill.-Chicago	1 3				
			140 A	Cleveland St.	0 3	189 H	Loyola (Ill.)	3 2				
			250 A	Youngstown St.	3 1	44 A	Wis.-Milwaukee	0 3				

Non-Div. I Games St. Joseph's (Ind.) 3 0 Marian (Ind.) 3 1

Butler

Average RPI	Win 310	WON-LOST	WINNING	LAST 10	OPPONENT	OPP.	STRENGTH	TEAM	ADJ	CONF.	ADJ	CONF.
Average RPI	Loss202	RECORD	PCT. RANK	GAMES	SUCCESS	OF	SCHEDULE	RPI	RPI	RPI	RPI	RPI
DIV. I ONLY		9- 12	190	5- 5	311		316	289	273	32	32	
DIV. I NON-CONF		3- 6	228	1- 1	308		307	304	294	32	31	

TOTALS	RPI 1-25		RPI 26-50		W-L RECORDS		RPI 51-100			RPI 101-150		RPI 150+
9- 12	0- 0		0- 0		OVERALL		0- 1			0- 0		9- 11
3- 6	0- 0		0- 0		HOME		0- 1			0- 0		3- 5
2- 2	0- 0		0- 0		AWAY		0- 0			0- 0		2- 2
4- 4	0- 0		0- 0		NEUTRAL		0- 0			0- 0		4- 4
3- 6	0- 0		0- 0		NON-CONFERENCE		0- 0			0- 0		3- 6
1- 3	0- 0		0- 0		HOME		0- 0			0- 0		1- 3
1- 2	0- 0		0- 0		AWAY		0- 0			0- 0		1- 2
1- 1	0- 0		0- 0		NEUTRAL		0- 0			0- 0		1- 1
6- 6	0- 0		0- 0		CONFERENCE		0- 1			0- 0		6- 5
2- 3	0- 0		0- 0		HOME		0- 1			0- 0		2- 2
1- 0	0- 0		0- 0		AWAY		0- 0			0- 0		1- 0
3- 3	0- 0		0- 0		NEUTRAL		0- 0			0- 0		3- 3
RPI S	Opponent	Score	RPI S	Opponent	Score	RPI S	Opponent	Score	RPI S	Opponent	Score	
						77 H	Florida A&M	0 3	153 H	North Fla.	1 3	
									153 N	North Fla.	0 3	
									161 N	Morgan St.	1 3	
									186 A	Jacksonville	0 3	
									186 H	Jacksonville	1 3	
									193 A	Fla. Atlantic	0 3	
									249 N	Md. -East. Shore	0 3	
									252 H	N. C. A&T	0 3	
									252 N	N. C. A&T	1 3	
									269 H	Stetson	2 3	
									290 N	Howard	3 0	
									295 H	Delaware St.	1 3	
									301 A	Citadel	3 0	
									302 N	Coppin St.	3 2	
									312 A	South Carolina St.	3 2	
									312 H	South Carolina St.	3 0	
									315 N	Hampton	3 1	
									318 H	Norfolk St.	3 1	
									320 H	Savannah St.	3 1	
									320 N	Savannah St.	3 0	

LAST 10 DIVISION I GAMES												
252 N	N. C. A&T	1 3	186 H	Jacksonville	1 3							
318 H	Norfolk St.	3 1	312 H	South Carolina St.	3 0							
320 H	Savannah St.	3 1	249 N	Md. -East. Shore	0 3							
77 H	Florida A&M	0 3	302 N	Coppin St.	3 2							
252 H	N. C. A&T	0 3	315 N	Hampton	3 1							

Non-Div. I Games

Bethune-Cookman

[illegible]

Non-Div. I Games

Western Caro.

Western Caro.

Average RPI	Win 249	WON-LOST RECORD	WINNING PCT.	RANK	LAST 10 GAMES	OPPONENT SUCCESS	OPP. OF SCHEDULE	TEAM RPI	ADJ RPI	CONF. RPI	ADJ CONF. RPI
DePaul	147	5- 25	297		1- 9	191	202	275	276	13	13
DePaul		5- 11	245		1- 0	189	267	243	250	11	11
<hr/>											
TOTALS	RPI 1-25		RPI 26-50		W-L RECORDS		RPI 51-100			RPI 101-150	RPI 150+
5- 25	0- 2		0- 1		OVERALL		0- 5			0- 3	5- 14
1- 6	0- 1		0- 0		HOME		0- 2			0- 1	1- 2
1- 15	0- 1		0- 1		AWAY		0- 2			0- 1	1- 10
3- 4	0- 0		0- 0		NEUTRAL		0- 1			0- 1	3- 2
5- 11	0- 0		0- 0		NON-CONFERENCE		0- 2			0- 1	5- 8
1- 0	0- 0		0- 0		HOME		0- 0			0- 0	1- 0
1- 7	0- 0		0- 0		AWAY		0- 1			0- 0	1- 6
3- 4	0- 0		0- 0		NEUTRAL		0- 1			0- 1	3- 2
0- 14	0- 2		0- 1		CONFERENCE		0- 3			0- 2	0- 6
0- 6	0- 1		0- 0		HOME		0- 2			0- 1	0- 2
0- 8	0- 1		0- 1		AWAY		0- 1			0- 1	0- 4
0- 0	0- 0		0- 0		NEUTRAL		0- 0			0- 0	0- 0
RPI S Opponent	Score		RPI S Opponent	Score		RPI S Opponent	Score		RPI S Opponent	Score	
21 A Louisville	0 3		49 A Notre Dame	0 3		58 A Cincinnati	0 3		113 H Pittsburgh	0 3	
24 H St. John's (N.Y.)	0 3					82 A Memphis	0 3		121 N Murray St.	0 3	
						85 N Illinois St.	1 3		135 A Seton Hall	0 3	
						86 H Marquette	0 3		159 A Valparaiso	1 3	
						96 H Connecticut	1 3		159 N Valparaiso	0 3	
									164 A Villanova	0 3	
									166 N UTSA	3 1	
									173 A South Fla.	1 3	
									177 A Wis.-Green Bay	2 3	
									179 A Ill.-Chicago	0 3	
									184 A Rice	0 3	
									189 N Loyola (Ill.)	0 3	
									203 H Syracuse	1 3	
									207 A Georgetown	0 3	
									232 A Western Ill.	0 3	
									233 N Central Ark.	3 1	
									239 A Eastern Ill.	0 3	
									251 A Rutgers	2 3	
									256 N Alabama A&M	3 0	
									272 H Butler	3 1	
									286 H West Virginia	0 3	
									316 A Chicago St.	3 0	
<hr/>											
LAST 10 DIVISION I GAMES											
113 H Pittsburgh	0 3		21 A Louisville	0 3		58 A Cincinnati	1 3				
286 H West Virginia	0 3		96 H Connecticut	1 3							
207 A Georgetown	0 3		24 H St. John's (N.Y.)	0 3							
173 A South Fla.	1 3		49 A Notre Dame	0 3							
58 A Cincinnati	0 3		316 A Chicago St.	3 0							

Non-Div. I Games

DePaul

Average RPI	W n 275	WON-LOST	WINNING	LAST 10	OPPONENT	OPP.	STRENGTH	TEAM	ADJ	CONF.	ADJ	CONF.
Average RPI	Loss137	RECORD	PCT. RANK	GAMES	SUCCESS	OF	SCHEDULE	RPI	RPI	RPI	RPI	RPI
DIV. I ONLY		5- 25	297	1- 9	223		165	280	277	10	12	
DIV. I NON-CONF		4- 8	228	1- 0	277		266	272	270	9	10	

TOTALS	RPI 1-25		RPI 26-50		W-L RECORDS		RPI 51-100			RPI 101-150		RPI 150+
5- 25	0- 2		0- 2		OVERALL		0- 7			0- 1		5- 13
1- 9	0- 1		0- 1		HOME		0- 3			0- 0		1- 4
2- 12	0- 1		0- 1		AWAY		0- 3			0- 0		2- 7
2- 4	0- 0		0- 0		NEUTRAL		0- 1			0- 1		2- 2
4- 8	0- 0		0- 0		NON-CONFERENCE		0- 1			0- 1		4- 6
0- 1	0- 0		0- 0		HOME		0- 0			0- 0		0- 1
2- 3	0- 0		0- 0		AWAY		0- 0			0- 0		2- 3
2- 4	0- 0		0- 0		NEUTRAL		0- 1			0- 1		2- 2
1- 17	0- 2		0- 2		CONFERENCE		0- 6			0- 0		1- 7
1- 8	0- 1		0- 1		HOME		0- 3			0- 0		1- 3
0- 9	0- 1		0- 1		AWAY		0- 3			0- 0		0- 4
0- 0	0- 0		0- 0		NEUTRAL		0- 0			0- 0		0- 0
RPI S Opponent	Score		RPI S Opponent	Score		RPI S Opponent	Score		RPI S Opponent	Score		
25 A UNI	0 3		41 A Mi ssouri St.	0 3		52 A Wi chi ta St.	0 3		140 N Cl evel and St.	0 3		
25 H UNI	0 3		41 H Mi ssouri St.	1 3		52 H Wi chi ta St.	0 3		177 N Wi s. -Green Bay	1 3		
						57 A Crei ghton	0 3		187 A Central Mi ch.	0 3		
						57 H Crei ghton	0 3		197 A Evansvi lle	0 3		
						64 N Bowl i ng Green	0 3		197 H Evansvi lle	2 3		
						85 A Illi nois St.	0 3		198 A Southern Ill.	1 3		
						85 H Illi nois St.	0 3		198 H Southern Ill.	1 3		
									201 A Robert Morris	0 3		
									206 A Duquesne	0 3		
									215 N Idaho St.	0 3		
									225 N St. Francis (Pa.)	3 2		
									228 A Bradl ey	0 3		
									228 H Bradl ey	0 3		
									234 A Drake	0 3		
									234 H Drake	3 1		
									239 H Eastern Ill.	2 3		
									295 N Del aware St.	3 0		
									307 A Oakl and	3 1		
									316 A Chi cago St.	3 0		

LAST 10 DIVISION I GAMES												
						52 A Wi chi ta St.	0 3		85 A Illi nois St.	0 3		
						41 A Mi ssouri St.	0 3		234A Drake	0 3		
						228 H Bradl ey	0 3		57 A Crei ghton	0 3		
						25 H UNI	0 3		198H Southern Ill.	1 3		
						316 A Chi cago St.	3 0		197H Evansvi lle	2 3		

Non-Di v. I Games

Indiana St.

[illegible]

Non-Div. I Games

Ni chol l s St.

[illegible]

Non-Div. I Games

Navy

[illegible]

Non-Di v. I Games	N. C. Central	3	1	Winston-Salem	3	0
-------------------	---------------	---	---	---------------	---	---

Campbel I

Loss, Non-Conf, S Site, H Home, A Away, N Neutral

Average RPI Win 291 Average RPI Loss191				WON-LOST RECORD		WINNING PCT. RANK		LAST 10 GAMES		OPPONENT OPP. STRENGTH SUCCESS OF SCHEDULE		TEAM RPI	ADJ RPI	CONF. RPI	ADJ CONF. RPI			
DIV. I ONLY				9- 21		253		4- 5		253		291		273	282	21	21	
DIV. I NON-CONF				9- 21		249		4- 5		235		295		261	295	21	21	
TOTALS		RPI 1-25		RPI 26-50		W-L RECORDS		RPI 51-100		RPI 101-150		RPI 150+						
9- 21		0- 0		0- 1		OVERALL		0- 4		0- 0		9- 16						
5- 3		0- 0		0- 0		HOME		0- 1		0- 0		5- 2						
1- 11		0- 0		0- 0		AWAY		0- 2		0- 0		1- 9						
3- 7		0- 0		0- 1		NEUTRAL		0- 1		0- 0		3- 5						
9- 21		0- 0		0- 1		NON-CONFERENCE		0- 4		0- 0		9- 16						
5- 3		0- 0		0- 0		HOME		0- 1		0- 0		5- 2						
1- 11		0- 0		0- 0		AWAY		0- 2		0- 0		1- 9						
3- 7		0- 0		0- 1		NEUTRAL		0- 1		0- 0		3- 5						
0- 0		0- 0		0- 0		CONFERENCE		0- 0		0- 0		0- 0						
0- 0		0- 0		0- 0		HOME		0- 0		0- 0		0- 0						
0- 0		0- 0		0- 0		AWAY		0- 0		0- 0		0- 0						
0- 0		0- 0		0- 0		NEUTRAL		0- 0		0- 0		0- 0						
RPI	S	Opponent		Score		RPI	S	Opponent		Score		RPI	S	Opponent		Score		
				35	N	Hofstra	0	3	66	H	San Francisco	0	3	158	A	Army	0	3
									71	A	American	0	3	158	H	Army	0	3
									73	N	Tulsa	0	3	162	A	Fordham	0	3
									100	A	Long Island	0	3	188	A	Central Conn. St.	0	3
														191	N	Harvard	0	3
														200	A	Dartmouth	0	3
														201	N	Robert Morris	0	3
														210	A	Lafayette	1	3
														237	A	Columbia	0	3
														249	H	Md.-East. Shore	2	3
														259	H	Manhattan	3	0
														259	N	Manhattan	3	0
														260	A	Fairleigh Dickinson	1	3
														262	N	Maine	0	3
														287	A	St. Peter's	1	3
														287	N	St. Peter's	3	0
														290	N	Howard	3	0
														295	A	Delaware St.	1	3
														296	H	Wagner	3	0
														296	H	Wagner	3	0
														298	N	Hartford	1	3
														303	H	St. Francis (N.Y.)	3	0
														304	N	Providence	1	3
														313	A	Sacred Heart	3	0
														319	H	Quinnipiac	3	0
LAST 10 DIVISION I GAMES																		
				313	A	Sacred Heart	3	0	296	H	Wagner	3	0					
				259	H	Manhattan	3	0	304	N	Providence	1	3					
				249	H	Md.-East. Shore	2	3	295	A	Delaware St.	1	3					
				303	H	St. Francis (N.Y.)	3	0	158	H	Army	0	3					
				188	A	Central Conn. St.	0	3	296	H	Wagner	3	0					

Non-Div. I Games Winston-Salem 3 0

NJIT

Average RPI		W n 269	WON-LOST	WINNING	LAST 10	OPPONENT		OPP.	STRENGTH	TEAM	ADJ	CONF.	ADJ	CONF.
Average RPI		Loss160	RECORD	PCT. RANK	GAMES	SUCCESS		OF	SCHEDULE	RPI	RPI	RPI	RPI	
DIV. I ONLY			5- 24	295	0- 10	237			226	290	283	18	19	
DIV. I NON-CONF			5- 7	195	0- 0	290			281	262	267	18	18	
TOTALS		RPI 1-25		RPI 26-50	W-L RECORDS	RPI 51-100						RPI 101-150	RPI 150+	
5- 24	0- 0			0- 2	OVERALL	0- 4						0- 5	5- 13	
2- 8	0- 0			0- 1	HOME	0- 2						0- 1	2- 4	
2- 12	0- 0			0- 1	AWAY	0- 2						0- 4	2- 5	
1- 4	0- 0			0- 0	NEUTRAL	0- 0						0- 0	1- 4	
5- 7	0- 0			0- 0	NON-CONFERENCE	0- 0						0- 1	5- 6	
2- 1	0- 0			0- 0	HOME	0- 0						0- 0	2- 1	
2- 2	0- 0			0- 0	AWAY	0- 0						0- 1	2- 1	
1- 4	0- 0			0- 0	NEUTRAL	0- 0						0- 0	1- 4	
0- 17	0- 0			0- 2	CONFERENCE	0- 4						0- 4	0- 7	
0- 7	0- 0			0- 1	HOME	0- 2						0- 1	0- 3	
0- 10	0- 0			0- 1	AWAY	0- 2						0- 3	0- 4	
0- 0	0- 0			0- 0	NEUTRAL	0- 0						0- 0	0- 0	
RPI S	Opponent	Score	RPI S	Opponent	Score	RPI S	Opponent	Score	RPI S	Opponent	Score	RPI S	Opponent	Score
			33 A Middle Tenn.	0	3	60 A Florida Int'l	0	3	103 A Florida St.	0	3			
			33 H Middle Tenn.	1	3	60 H Florida Int'l	0	3	111 H Arkansas St.	0	3			
						68 A Western Ky.	0	3	112 A North Texas	0	3			
						68 H Western Ky.	0	3	126 A New Orleans	0	3			
									132 A Denver	0	3			
									154 H Auburn	0	3			
									187 N Central Mich.	0	3			
									193 A Fla. Atlantic	0	3			
									193 H Fla. Atlantic	0	3			
									196 A Southern Miss.	1	3			
									202 H Ark. -Little Rock	2	3			
									239 N Eastern Ill.	0	3			
									242 N Mississippi Val.	3	1			
									243 A La. -Lafayette	0	3			
									245 A Troy	1	3			
									245 H Troy	2	3			
									254 A Birmingham-So.	3	1			
									257 A Mercer	3	1			
									269 N Stetson	2	3			
									278 H Samford	3	1			
									279 N Nicholls St.	2	3			
									284 A La. -Monroe	0	3			
									314 H Southeastern La.	3	1			
LAST 10 DIVISION I GAMES														
			60 A Florida Int'l	0	3	112A North Texas	0	3						
			193 A Fla. Atlantic	0	3	132A Denver	0	3						
			68 H Western Ky.	0	3	111H Arkansas St.	0	3						
			33 H Middle Tenn.	1	3	202H Ark. -Little Rock	2	3						
			245 A Troy	1	3	126A New Orleans	0	3						

Non-Div. I Games

South Ala.

Average RPI	W n 258	WON-LOST	WINNING	LAST 10	OPPONENT	OPP.	STRENGTH	TEAM	ADJ	CONF.	ADJ	CONF.
Average RPI	Loss160	RECORD	PCT. RANK	GAMES	SUCCESS	OF	SCHEDULE	RPI	RPI	RPI	RPI	RPI
DIV. I ONLY		5- 29	300	0- 10	226		217	292	284	18	19	
DIV. I NON-CONF		3- 11	280	0- 0	219		234	275	272	18	18	
TOTALS	RPI 1-25		RPI 26-50	W-L RECORDS		RPI 51-100			RPI 101-150		RPI 150+	
5- 29	0- 0		0- 1	OVERALL		0- 3			0- 12		5- 13	
2- 7	0- 0		0- 0	HOME		0- 0			0- 4		2- 3	
0- 15	0- 0		0- 1	AWAY		0- 3			0- 6		0- 5	
3- 7	0- 0		0- 0	NEUTRAL		0- 0			0- 2		3- 5	
3- 11	0- 0		0- 0	NON-CONFERENCE		0- 1			0- 4		3- 6	
0- 1	0- 0		0- 0	HOME		0- 0			0- 0		0- 1	
0- 5	0- 0		0- 0	AWAY		0- 1			0- 2		0- 2	
3- 5	0- 0		0- 0	NEUTRAL		0- 0			0- 2		3- 3	
2- 18	0- 0		0- 1	CONFERENCE		0- 2			0- 8		2- 7	
2- 6	0- 0		0- 0	HOME		0- 0			0- 4		2- 2	
0- 10	0- 0		0- 1	AWAY		0- 2			0- 4		0- 3	
0- 2	0- 0		0- 0	NEUTRAL		0- 0			0- 0		0- 2	
RPI S	Opponent	Score	RPI S	Opponent	Score	RPI S	Opponent	Score	RPI S	Opponent	Score	
			33 A	Mi ddl e Tenn.	0 3	60 A	Fl ori da Int'l	0 3	107 A	Mi ssi ssi ppi St.	0 3	
						68 A	Western Ky.	0 3	111 A	Arkansas St.	0 3	
						78 A	Bayl or	0 3	111 H	Arkansas St.	1 3	
									112 A	North Texas	0 3	
									112 H	North Texas	1 3	
									126 A	New Orleans	0 3	
									126 H	New Orleans	0 3	
									131 N	Houston	0 3	
									132 A	Denver	2 3	
									132 H	Denver	2 3	
									137 N	Charlotte	0 3	
									145 A	SMU	0 3	
									154 N	Auburn	0 3	
									176 N	New Mexi co	2 3	
									193 A	Fl a. Atlanti c	0 3	
									202 A	Ark. -Li ttle Rock	0 3	
									202 H	Ark. -Li ttle Rock	0 3	
									202 N	Ark. -Li ttle Rock	1 3	
									209 N	Prai ri e Vi ew	3 2	
									241 N	UNC Asheville	0 3	
									243 A	La. -Lafayette	0 3	
									243 H	La. -Lafayette	3 1	
									245 H	Troy	2 3	
									245 N	Troy	0 3	
									247 H	Northwestern St.	1 3	
									258 N	Grambl ing	3 0	
									278 A	Samford	0 3	
									279 A	Ni choll s St.	1 3	
									283 H	South Al a.	3 0	
LAST 10 DIVISION I GAMES												
			202 A	Ark. -Li ttle Rock	0 3	243 A	La. -Lafayette	0 3				
			111 A	Arkansas St.	0 3	126 H	New Orleans	0 3				
			126 A	New Orleans	0 3	68 A	Western Ky.	0 3				
			112 H	North Texas	1 3	33 A	Mi ddl e Tenn.	0 3				
			132 H	Denver	2 3	132 A	Denver	2 3				

Non-Di v. I Games

La. -Monroe

RPI	S	Opponent	Score	
297	N	Jackson St.	3	1

L
a
.
-
M
o
n
r
o
e

L
a
.
-
M
o
n
r
o
e

La. -Monroe

Average RPI	Win 288	WON-LOST	WINNING	LAST 10	OPPONENT	OPP.	STRENGTH	TEAM	ADJ	CONF.	ADJ	CONF.
Average RPI	Loss223	RECORD	PCT. RANK	GAMES	SUCCESS	OF	SCHEDULE	RPI	RPI	RPI	RPI	RPI
DIV. I ONLY		7- 17	256	3- 6	241		309	277	285	33	33	
DIV. I NON-CONF		0- 5	308	0- 1	123		192	291	285	33	33	

TOTALS	RPI 1-25		RPI 26-50		W-L RECORDS		RPI 51-100			RPI 101-150		RPI 150+
7- 17	0- 1		0- 0		OVERALL		0- 0			0- 1		7- 15
3- 5	0- 0		0- 0		HOME		0- 0			0- 0		3- 5
1- 7	0- 0		0- 0		AWAY		0- 0			0- 1		1- 6
3- 5	0- 1		0- 0		NEUTRAL		0- 0			0- 0		3- 4
0- 5	0- 1		0- 0		NON-CONFERENCE		0- 0			0- 1		0- 3
0- 0	0- 0		0- 0		HOME		0- 0			0- 0		0- 0
0- 3	0- 0		0- 0		AWAY		0- 0			0- 1		0- 2
0- 2	0- 1		0- 0		NEUTRAL		0- 0			0- 0		0- 1
7- 12	0- 0		0- 0		CONFERENCE		0- 0			0- 0		7- 12
3- 5	0- 0		0- 0		HOME		0- 0			0- 0		3- 5
1- 4	0- 0		0- 0		AWAY		0- 0			0- 0		1- 4
3- 3	0- 0		0- 0		NEUTRAL		0- 0			0- 0		3- 3
RPI S	Opponent	Score	RPI S	Opponent	Score	RPI S	Opponent	Score	RPI S	Opponent	Score	
13 N	Okla homa	0 3							112 A	North Texas	0 3	
									178 A	Texas St.	0 3	
									209 A	Prairie View	0 3	
									209 A	Prairie View	1 3	
									209 H	Prairie View	2 3	
									209 H	Prairie View	3 2	
									209 H	Prairie View	0 3	
									226 N	Sam Houston St.	0 3	
									242 H	Mississippi Val.	0 3	
									242 H	Mississippi Val.	0 3	
									242 N	Mississippi Val.	1 3	
									256 N	Alabama A&M	3 2	
									258 A	Grambling	1 3	
									258 H	Grambling	1 3	
									292 A	Centenary (La.)	0 3	
									297 N	Jackson St.	0 3	
									297 N	Jackson St.	0 3	
									306 A	Southern U.	1 3	
									306 H	Southern U.	3 1	
									310 A	Ark. -Pine Bluff	3 1	
									310 H	Ark. -Pine Bluff	3 0	
									310 N	Ark. -Pine Bluff	3 2	
									317 N	Alcorn St.	3 0	

LAST 10 DIVISION I GAMES												
									297 N	Jackson St.	0 3	
									256 N	Alabama A&M	3 2	
									317 N	Alcorn St.	3 0	
									242 N	Mississippi Val.	1 3	
									258 A	Grambling	1 3	
									292 A	Centenary (La.)	0 3	
									209 H	Prairie View	3 2	
									258 H	Grambling	1 3	
									209 A	Prairie View	1 3	
									310 A	Ark. -Pine Bluff	3 1	

Non-Div. I Games Ark. -Monticello 0

3

Houston Baptist 0

3

Texas Southern

Average RPI	W n 294	WON-LOST	WINNING	LAST 10	OPPONENT	OPP.	STRENGTH	TEAM	ADJ.	CONF.	ADJ.	CONF.
Average RPI	Loss208	RECORD	PCT. RANK	GAMES	SUCCESS	OF	SCHEDULE	RPI	RPI	RPI	RPI	RPI
DIV. I ONLY		15- 24	219	4- 6	300		298	279	287	27	28	
DIV. I NON-CONF		7- 10	198	0- 1	282		313	263	276	29	28	
TOTALS	RPI 1-25		RPI 26-50	W-L RECORDS		RPI 51-100			RPI 101-150		RPI 150+	
15- 24	0- 0		0- 0	OVERALL		0- 3			0- 4		15- 17	
7- 8	0- 0		0- 0	HOME		0- 1			0- 2		7- 5	
4- 10	0- 0		0- 0	AWAY		0- 1			0- 1		4- 8	
4- 6	0- 0		0- 0	NEUTRAL		0- 1			0- 1		4- 4	
7- 10	0- 0		0- 0	NON-CONFERENCE		0- 1			0- 1		7- 8	
3- 3	0- 0		0- 0	HOME		0- 0			0- 1		3- 2	
2- 3	0- 0		0- 0	AWAY		0- 0			0- 0		2- 3	
2- 4	0- 0		0- 0	NEUTRAL		0- 1			0- 0		2- 3	
8- 14	0- 0		0- 0	CONFERENCE		0- 2			0- 3		8- 9	
4- 5	0- 0		0- 0	HOME		0- 1			0- 1		4- 3	
2- 7	0- 0		0- 0	AWAY		0- 1			0- 1		2- 5	
2- 2	0- 0		0- 0	NEUTRAL		0- 0			0- 1		2- 1	
RPI S	Opponent	Score	RPI S	Opponent	Score	RPI S	Opponent	Score	RPI S	Opponent	Score	
						73 N	Tul sa	0 3	141 H	Eastern Wash.	0 3	
						76 A	Fai rfi el d	0 3	148 A	Si ena	0 3	
						76 H	Fai rfi el d	0 3	148 H	Si ena	0 3	
									148 N	Si ena	0 3	
									158 A	Army	0 3	
									162 A	Fordham	0 3	
									165 A	Can i si us	0 3	
									165 H	Can i si us	0 3	
									210 A	Lafayette	0 3	
									259 A	Manhattan	1 3	
									259 H	Manhattan	0 3	
									260 H	Fai rl ei gh Di cki nson	2 3	
									260 N	Fai rl ei gh Di cki nson	3 2	
									261 A	Mari st	2 3	
									261 H	Mari st	1 3	
									262 N	Mai ne	0 3	
									270 A	I ona	0 3	
									270 H	I ona	3 0	
									282 H	NJI T	3 1	
									282 N	NJI T	0 3	
									293 A	Loyol a (Md.)	3 2	
									293 H	Loyol a (Md.)	3 0	
									293 N	Loyol a (Md.)	2 3	
									294 A	Ri der	3 0	
									294 H	Ri der	3 1	
									294 N	Ri der	3 1	
									296 A	Wagner	3 2	
									298 H	Hartford	3 0	
									302 N	Coppi n St.	2 3	
LAST 10 DIVISION I GAMES												
			293 N	Loyol a (Md.)	2 3	76 H	Fai rfi el d	0 3	294 H	Ri der	3 1	
			294 N	Ri der	3 1	270 A	I ona	0 3	294 N	Ri der	3 1	
			148 N	Si ena	0 3	260 H	Fai rl ei gh Di cki nson	2 3	296 A	Wagner	3 2	
			305 N	Ni agara	3 2	294 H	Ri der	3 1	298 H	Hartford	3 0	
			259 H	Manhattan	0 3	293 A	Loyol a (Md.)	3 2	302 N	Coppi n St.	2 3	

Non-Div. I Games

St. Peter's

RPI	S	Opponent	Score	
303	A	St. Francis (N.Y.)	3	0
304	H	Providence	2	3
305	A	Niagara	2	3
305	H	Niagara	3	0
305	N	Niagara	3	2
313	H	Sacred Heart	3	0
313	N	Sacred Heart	3	0

St. Peter's

S
t
.
P
e
t
e
r
's

S
t
.
P
e
t
e
r
's

[illegible]

Non-Di v.	I	Games Wi nston-Sal em	3	0
-----------	---	-----------------------	---	---

High Point

[illegible]

Non-Div. I Games

Coastal Caro.

Average RPI	W n 307	WON-LOST	WINNING	LAST 10	OPPONENT	OPP.	STRENGTH	TEAM	ADJ	CONF.	ADJ	CONF.
Average RPI	Loss213	RECORD	PCT. RANK	GAMES	SUCCESS	OF	SCHEDULE	RPI	RPI	RPI	RPI	RPI
DIV. I ONLY		7- 19	271	2- 6	263		313	293	290	32	32	
DIV. I NON-CONF		1- 10	299	0- 1	223		305	302	303	32	31	
TOTALS	RPI 1-25		RPI 26-50		W-L RECORDS		RPI 51-100			RPI 101-150		RPI 150+
7- 19	0- 0		0- 0		OVERALL		0- 4			0- 0		7- 15
0- 3	0- 0		0- 0		HOME		0- 1			0- 0		0- 2
3- 6	0- 0		0- 0		AWAY		0- 1			0- 0		3- 5
4- 10	0- 0		0- 0		NEUTRAL		0- 2			0- 0		4- 8
1- 10	0- 0		0- 0		NON-CONFERENCE		0- 2			0- 0		1- 8
0- 1	0- 0		0- 0		HOME		0- 1			0- 0		0- 0
0- 3	0- 0		0- 0		AWAY		0- 1			0- 0		0- 2
1- 6	0- 0		0- 0		NEUTRAL		0- 0			0- 0		1- 6
6- 9	0- 0		0- 0		CONFERENCE		0- 2			0- 0		6- 7
0- 2	0- 0		0- 0		HOME		0- 0			0- 0		0- 2
3- 3	0- 0		0- 0		AWAY		0- 0			0- 0		3- 3
3- 4	0- 0		0- 0		NEUTRAL		0- 2			0- 0		3- 2
RPI S	Opponent	Score	RPI S	Opponent	Score	RPI S	Opponent	Score	RPI S	Opponent	Score	
						71 A	Ameri can	0 3	161 A	Morgan St.	0 3	
						71 H	Ameri can	0 3	161 H	Morgan St.	1 3	
						77 N	Fl ori da A&M	0 3	207 A	Georgetown	0 3	
						77 N	Fl ori da A&M	0 3	225 N	St. Francis (Pa.)	0 3	
									249 A	Md. -East. Shore	1 3	
									249 H	Md. -East. Shore	2 3	
									252 N	N. C. A&T	1 3	
									259 N	Manhattan	0 3	
									260 N	Fai r l ei gh Di cki nson	0 3	
									273 N	Bethune-Cookman	0 3	
									280 A	Navy	0 3	
									281 N	Campbel l	1 3	
									282 N	NJIT	0 3	
									289 N	Coastal Caro.	3 2	
									295 A	Del aware St.	3 1	
									302 A	Coppi n St.	2 3	
									302 N	Coppi n St.	3 0	
									304 N	Provi dence	2 3	
									312 A	South Caroli na St.	3 0	
									315 A	Hampton	3 2	
									315 N	Hampton	3 2	
									318 N	Norfol k St.	3 0	
LAST 10 DIVISION I GAMES												
						77 N	Fl ori da A&M	0 3	252 N	N. C. A&T	1 3	
						315 A	Hampton	3 2	77 N	Fl ori da A&M	0 3	
						161 A	Morgan St.	0 3	318 N	Norfol k St.	3 0	
						71 H	Ameri can	0 3	312 A	South Caroli na St.	3 0	
						302 A	Coppi n St.	2 3	273 N	Bethune-Cookman	0 3	

Non-Di v. I Games Wi nston-Sal em 3 0 Wi nston-Sal em 3 0

Howard

Average RPI	Win 0	WON-LOST	WINNING	LAST 10	OPPONENT	OPP.	STRENGTH	TEAM	ADJ.	CONF.	ADJ.	CONF.
Average RPI	Loss172	RECORD	PCT. RANK	GAMES	SUCCESS	OF	SCHEDULE	RPI	RPI	RPI	RPI	RPI
DIV. I ONLY		0- 29	317	0- 10	92		245	297	291	24	26	
DIV. I NON-CONF		0- 15	308	0- 1	70		185	271	263	26	27	
TOTALS	RPI 1-25		RPI 26-50	W-L RECORDS		RPI 51-100			RPI 101-150		RPI 150+	
0- 29	0- 2		0- 1	OVERALL		0- 3			0- 6		0- 17	
0- 9	0- 0		0- 0	HOME		0- 1			0- 0		0- 8	
0- 11	0- 2		0- 0	AWAY		0- 1			0- 1		0- 7	
0- 9	0- 0		0- 1	NEUTRAL		0- 1			0- 5		0- 2	
0- 15	0- 2		0- 1	NON-CONFERENCE		0- 1			0- 6		0- 5	
0- 2	0- 0		0- 0	HOME		0- 0			0- 0		0- 2	
0- 4	0- 2		0- 0	AWAY		0- 0			0- 1		0- 1	
0- 9	0- 0		0- 1	NEUTRAL		0- 1			0- 5		0- 2	
0- 14	0- 0		0- 0	CONFERENCE		0- 2			0- 0		0- 12	
0- 7	0- 0		0- 0	HOME		0- 1			0- 0		0- 6	
0- 7	0- 0		0- 0	AWAY		0- 1			0- 0		0- 6	
0- 0	0- 0		0- 0	NEUTRAL		0- 0			0- 0		0- 0	
RPI S Opponent Score	RPI S Opponent Score				RPI S Opponent Score	RPI S Opponent Score				RPI S Opponent Score		
5 A Penn St. 0 3	48 N Tennessee 0 3				71 A American 0 3	113 A Pittsburgh 0 3				115 N Marshall 0 3		
16 A Ohio St. 0 3					71 H American 1 3	128 N Tennessee St. 0 3				138 N Temple 0 3		
					92 N Northern Ill. 0 3	140 N Cleveland St. 0 3				144 N Miami (Ohio) 0 3		
						158 A Army 0 3				158 H Army 1 3		
						164 H Villanova 2 3				167 A Bucknell 0 3		
						167 H Bucknell 1 3				210 A Lafayette 1 3		
						210 H Lafayette 0 3				227 A Colgate 2 3		
						227 H Colgate 1 3				260 H Fairleigh Dickinson 0 3		
						268 A La Salle 1 3				270 N Iona 1 3		
						270 N Iona 0 3				280 A Navy 0 3		
						280 H Navy 2 3				300 A Holy Cross 1 3		
						300 H Holy Cross 0 3						
					LAST 10 DIVISION I GAMES							
					300 H Holy Cross 0 3	227 A Colgate 2 3						
					158 H Army 1 3	280 A Navy 0 3						
					210 A Lafayette 1 3	71 A American 0 3						
					268 A La Salle 1 3	158 A Army 0 3						
					167 A Bucknell 0 3	300 A Holy Cross 1 3						

Non-Div. I Games

Lehigh

Average RPI Win 303 Loss179			WON-LOST RECORD		WINNING PCT. RANK		LAST 10 GAMES		OPPONENT OPP. STRENGTH SUCCESS OF SCHEDULE		TEAM RPI	ADJ RPI	CONF. RPI	ADJ CONF. RPI		
DIV. I ONLY			12- 24		237		4- 6		307		283		295	292	28	27
DIV. I NON-CONF			10- 14		195		3- 1		294		282		267	274	27	26
TOTALS			RPI 1-25		RPI 26-50		W-L RECORDS		RPI 51-100		RPI 101-150		RPI 150+			
12- 24			0- 0		0- 1		OVERALL		0- 5		0- 3		12- 15			
6- 8			0- 0		0- 0		HOME		0- 2		0- 0		6- 6			
5- 10			0- 0		0- 1		AWAY		0- 1		0- 2		5- 6			
1- 6			0- 0		0- 0		NEUTRAL		0- 2		0- 1		1- 3			
10- 14			0- 0		0- 1		NON-CONFERENCE		0- 3		0- 3		10- 7			
5- 3			0- 0		0- 0		HOME		0- 1		0- 0		5- 2			
4- 5			0- 0		0- 1		AWAY		0- 0		0- 2		4- 2			
1- 6			0- 0		0- 0		NEUTRAL		0- 2		0- 1		1- 3			
2- 10			0- 0		0- 0		CONFERENCE		0- 2		0- 0		2- 8			
1- 5			0- 0		0- 0		HOME		0- 1		0- 0		1- 4			
1- 5			0- 0		0- 0		AWAY		0- 1		0- 0		1- 4			
0- 0			0- 0		0- 0		NEUTRAL		0- 0		0- 0		0- 0			
RPI S	Opponent		Score		RPI S	Opponent		Score		RPI S	Opponent		Score			
48 A	Tennessee		0 3		59 H	Mississippi		0 3		126 A	New Orleans		0 3			
					69 N	Virginia		0 3		127 A	TCU		0 3			
					80 A	Oral Roberts		0 3		144 N	Miami (Ohio)		0 3			
					80 H	Oral Roberts		0 3		151 N	Davidson		0 3			
					87 N	UAB		0 3		159 A	Valparaiso		0 3			
										159 H	Valparaiso		1 3			
										232 A	Western Ill.		0 3			
										232 H	Western Ill.		1 3			
										233 A	Central Ark.		0 3			
										233 H	Central Ark.		0 3			
										240 A	IUPUI		0 3			
										240 H	IUPUI		1 3			
										242 H	Mississippi Val.		3 1			
										247 N	Northwestern St.		0 3			
										266 A	UMKC		0 3			
										266 H	UMKC		0 3			
										267 N	Air Force		2 3			
										275 A	Louisiana Tech		0 3			
										279 H	Nicholls St.		1 3			
										285 H	Texas Southern		3 0			
										297 A	Jackson St.		3 0			
										306 A	Southern U.		3 0			
										306 H	Southern U.		3 1			
										307 A	Oakland		3 1			
										307 H	Oakland		3 2			
232 A	Western Ill.		0 3		307H	Oakland		3 2		316 A	Chicago St.		3 0			
266 A	UMKC		0 3		159H	Valparaiso		1 3		316 H	Chicago St.		3 1			
80 H	Oral Roberts		0 3		316A	Chicago St.		3 0		317 A	Alcorn St.		3 0			
285 H	Texas Southern		3 0		240A	IUPUI		0 3		317 H	Alcorn St.		3 0			
233 A	Central Ark.		0 3		317A	Alcorn St.		3 0								
LAST 10 DIVISION I GAMES																

Non-Div. I Games

Centenary (La.)

RPI	S	Opponent	Score	
317	N	Alcorn St.	3	0

C
e
n
t
e
n
a
r
y
(
L
a
.)

C
e
n
t
e
n
a
r
y
(
L
a
.)

Centenary (La.)

[illegible]

Non-Div. I Games

Loyola (Md.)

RPI	S	Opponent	Score	
305	A	Niagara	3	1
305	H	Niagara	3	1
308	H	Kennesaw St.	3	2

Loyol a (Md.)

L
o
y
o
l
a
(
M
d
.
)

L
o
y
o
l
a
(
M
d
.
)

Average RPI	W n 261	WON-LOST	WINNING	LAST 10	OPPONENT	OPP.	STRENGTH	TEAM	ADJ	CONF.	ADJ	CONF.
Average RPI	Loss221	RECORD	PCT. RANK	GAMES	SUCCESS	OF	SCHEDULE	RPI	RPI	RPI	RPI	RPI
DIV. I ONLY		8- 21	264	1- 9	275		287	291	294	27	28	
DIV. I NON-CONF		2- 7	275	0- 0	229		283	280	282	29	28	

TOTALS	RPI 1-25		RPI 26-50		W-L RECORDS		RPI 51-100			RPI 101-150		RPI 150+
8- 21	0- 0		0- 0		OVERALL		0- 2			0- 3		8- 16
4- 6	0- 0		0- 0		HOME		0- 1			0- 2		4- 3
2- 10	0- 0		0- 0		AWAY		0- 1			0- 1		2- 8
2- 5	0- 0		0- 0		NEUTRAL		0- 0			0- 0		2- 5
2- 7	0- 0		0- 0		NON-CONFERENCE		0- 0			0- 1		2- 6
0- 1	0- 0		0- 0		HOME		0- 0			0- 1		0- 0
0- 3	0- 0		0- 0		AWAY		0- 0			0- 0		0- 3
2- 3	0- 0		0- 0		NEUTRAL		0- 0			0- 0		2- 3
6- 14	0- 0		0- 0		CONFERENCE		0- 2			0- 2		6- 10
4- 5	0- 0		0- 0		HOME		0- 1			0- 1		4- 3
2- 7	0- 0		0- 0		AWAY		0- 1			0- 1		2- 5
0- 2	0- 0		0- 0		NEUTRAL		0- 0			0- 0		0- 2
RPI S	Opponent	Score	RPI S	Opponent	Score	RPI S	Opponent	Score	RPI S	Opponent	Score	
						76 A Fai rfi el d	0	3	141 H Eastern Wash.	0	3	
						76 H Fai rfi el d	1	3	148 A Si ena	0	3	
									148 H Si ena	0	3	
									165 A Cani si us	0	3	
									165 H Cani si us	2	3	
									167 N Bucknel l	3	1	
									208 N UMBC	0	3	
									227 A Col gate	1	3	
									249 N Md. -East. Shore	3	0	
									259 A Manhattan	2	3	
									259 H Manhattan	3	1	
									260 A Fai r l ei gh Di cki nson	0	3	
									261 A Mari st	1	3	
									261 H Mari st	3	1	
									263 N UNC Wi l mi ngton	0	3	
									268 A La Sal l e	1	3	
									268 N La Sal l e	1	3	
									270 A l ona	3	0	
									270 H l ona	3	0	
									270 N l ona	0	3	
									287 A St. Peter's	1	3	
									287 H St. Peter's	0	3	
									287 N St. Peter's	1	3	
									293 A Loyol a (Md.)	2	3	
									293 H Loyol a (Md.)	0	3	
									305 A Ni agara	3	2	
									305 H Ni agara	3	1	

LAST 10 DIVISION I GAMES												
						287 N St. Peter's	1	3	76 A Fai rfi el d	0	3	
						270 N l ona	0	3	293A Loyol a (Md.)	2	3	
						270 H l ona	3	0	261A Mari st	1	3	
						293 H Loyol a (Md.)	0	3	148A Si ena	0	3	
						287 A St. Peter's	1	3	259A Manhattan	2	3	

Non-Di v. I Games

Ri der

[illegible]

Non-Di v.	I	Games Wi nston-Sal em	3	0
-----------	---	-----------------------	---	---

Del aware St.

Delawarest.

1
6
2
4
7
4
2
6
1

Del aware St.

Average RPI	RPI Loss	WON-LOST RECORD	WINNING PCT.	NATIONAL RANK	LAST 10 GAMES	OPPONENT SUCCESS	OPP. OF SCHEDULE STRENGTH	TEAM RPI	ADJ RPI	CONF. RPI	ADJ CONF. RPI
DIV. I ONLY		9- 23		262	4- 6	271	296	288	296	30	30
DIV. I NON-CONF		4- 16		282	0- 3	239	292	288	300	30	30
TOTALS	RPI 1-25			RPI 26-50	W-L RECORDS		RPI 51-100			RPI 101-150	RPI 150+
9- 23	0- 0			0- 0	OVERALL		0- 3			0- 1	9- 19
3- 6	0- 0			0- 0	HOME		0- 1			0- 0	3- 5
4- 10	0- 0			0- 0	AWAY		0- 1			0- 1	4- 8
2- 7	0- 0			0- 0	NEUTRAL		0- 1			0- 0	2- 6
4- 16	0- 0			0- 0	NON-CONFERENCE		0- 2			0- 1	4- 13
1- 4	0- 0			0- 0	HOME		0- 1			0- 0	1- 3
1- 7	0- 0			0- 0	AWAY		0- 0			0- 1	1- 6
2- 5	0- 0			0- 0	NEUTRAL		0- 1			0- 0	2- 4
5- 7	0- 0			0- 0	CONFERENCE		0- 1			0- 0	5- 6
2- 2	0- 0			0- 0	HOME		0- 0			0- 0	2- 2
3- 3	0- 0			0- 0	AWAY		0- 1			0- 0	3- 2
0- 2	0- 0			0- 0	NEUTRAL		0- 0			0- 0	0- 2
RPI S Opponent Score				RPI S Opponent Score		RPI S Opponent Score		RPI S Opponent Score			
						54 N Princeton 0 3		135 A Seton Hall 0 3			
						96 H Connecticut 0 3		161 A Morgan St. 0 3			
						100 A Long Island 0 3		162 N Fordham 0 3			
								167 A Bucknell 0 3			
								188 A Central Conn. St. 1 3			
								188 N Central Conn. St. 0 3			
								201 H Robert Morris 3 1			
								201 N Robert Morris 2 3			
								210 H Lafayette 0 3			
								225 H St. Francis (Pa.) 0 3			
								227 N Colgate 0 3			
								237 N Columbia 0 3			
								249 H Md.-East. Shore 1 3			
								259 N Manhattan 1 3			
								260 A Fairleigh Dickinson 0 3			
								260 H Fairleigh Dickinson 1 3			
								261 A Marist 3 0			
								268 N La Salle 3 2			
								282 A NJIT 0 3			
								282 A NJIT 0 3			
								287 H St. Peter's 2 3			
								295 A Delaware St. 1 3			
								302 A Coppin St. 2 3			
								302 H Coppin St. 3 0			
						201 N Robert Morris 2 3		303 A St. Francis (N.Y.) 3 0			
						225 H St. Francis (Pa.) 0 3		304 N Providence 3 2			
						201 H Robert Morris 3 1		313 A Sacred Heart 3 2			
						295 A Delaware St. 1 3		313 A Sacred Heart 3 2			
						303 A St. Francis (N.Y.) 3 0		319 H Quinnipiac 3 1			

Non-Div. I Games

Wagner

[illegible]

Non-Di v. I Games Bel haven

1 3

Jackson St.

RPI	S	Opponent	Score	
311	A	Al abama St.	3	0
311	H	Al abama St.	3	0
314	A	Southeastern La.	0	3
317	H	Al corn St.	3	0
317	H	Al corn St.	3	0
317	N	Al corn St.	3	0

Jackson St.






































J
a
c
k
s
o
n
s
t
.

J
a
c
k
s
o
n
s
t
.

Average RPI	W n 307	WON-LOST	WINNING	LAST 10	OPPONENT	OPP.	STRENGTH	TEAM	ADJ	CONF.	ADJ	CONF.
Average RPI	Loss198	RECORD	PCT. RANK	GAMES	SUCCESS	OF	SCHEDULE	RPI	RPI	RPI	RPI	RPI
DIV. I ONLY		8- 20	261	1- 9	308		281	299	298	25	25	
DIV. I NON-CONF		8- 8	155	1- 2	301		311	257	260	22	22	
<hr/>												
TOTALS	RPI 1-25		RPI 26-50		W-L RECORDS		RPI 51-100			RPI 101-150		RPI 150+
8- 20	0- 0		0- 1		OVERALL		0- 1			0- 2		8- 16
5- 7	0- 0		0- 0		HOME		0- 0			0- 1		5- 6
1- 11	0- 0		0- 0		AWAY		0- 1			0- 1		1- 9
2- 2	0- 0		0- 1		NEUTRAL		0- 0			0- 0		2- 1
8- 8	0- 0		0- 1		NON-CONFERENCE		0- 1			0- 0		8- 6
5- 1	0- 0		0- 0		HOME		0- 0			0- 0		5- 1
1- 5	0- 0		0- 0		AWAY		0- 1			0- 0		1- 4
2- 2	0- 0		0- 1		NEUTRAL		0- 0			0- 0		2- 1
0- 12	0- 0		0- 0		CONFERENCE		0- 0			0- 2		0- 10
0- 6	0- 0		0- 0		HOME		0- 0			0- 1		0- 5
0- 6	0- 0		0- 0		AWAY		0- 0			0- 1		0- 5
0- 0	0- 0		0- 0		NEUTRAL		0- 0			0- 0		0- 0
RPI S	Opponent	Score	RPI S	Opponent	Score	RPI S	Opponent	Score	RPI S	Opponent	Score	
			35 N	Hofstra	0 3	96 A	Connecticut	0 3	120 A	Albany (N. Y.)	0 3	
									120 H	Albany (N. Y.)	0 3	
									188 A	Central Conn. St.	0 3	
									188 H	Central Conn. St.	1 3	
									200 N	Dartmouth	2 3	
									208 A	UMBC	0 3	
									208 H	UMBC	0 3	
									211 A	Binghamton	0 3	
									211 H	Binghamton	0 3	
									214 A	New Hampshire	0 3	
									214 H	New Hampshire	2 3	
									216 A	Stony Brook	0 3	
									216 H	Stony Brook	0 3	
									237 A	Columbia	2 3	
									261 A	Marist	0 3	
									262 A	Maine	0 3	
									262 H	Maine	1 3	
									282 N	NJIT	3 1	
									287 A	St. Peter's	0 3	
									300 H	Holy Cross	3 0	
									304 A	Providence	3 2	
									304 H	Providence	3 0	
									313 H	Sacred Heart	3 0	
									313 H	Sacred Heart	3 2	
									319 H	Quinnipiac	3 0	
									319 N	Quinnipiac	3 2	
<hr/>												
LAST 10 DIVISION I GAMES												
			216 A	Stony Brook	0 3		208 A	UMBC	0 3			
			120 H	Albany (N. Y.)	0 3		304 A	Providence	3 2			
			214 H	New Hampshire	2 3		211 A	Binghamton	0 3			
			261 A	Marist	0 3		214 A	New Hampshire	0 3			
			262 H	Maine	1 3		188 H	Central Conn. St.	1 3			

Non-Div. I Games

Hartford

Average RPI	W n 306	WON-LOST	WINNING	LAST 10	OPPONENT	OPP.	STRENGTH	TEAM	ADJ	CONF.	ADJ	CONF.
Average RPI	Loss192	RECORD	PCT. RANK	GAMES	SUCCESS	OF	SCHEDULE	RPI	RPI	RPI	RPI	RPI
DIV. I ONLY		5- 22	292	0- 9	290		275	302	299	23		22
DIV. I NON-CONF		4- 4	155	0- 0	317		316	297	291	25		24
<hr/>												
TOTALS	RPI 1-25		RPI 26-50		W-L RECORDS		RPI 51-100			RPI 101-150		RPI 150+
5- 22	0- 0		0- 0		OVERALL		0- 4			0- 2		5- 16
1- 12	0- 0		0- 0		HOME		0- 2			0- 1		1- 9
2- 9	0- 0		0- 0		AWAY		0- 2			0- 1		2- 6
2- 1	0- 0		0- 0		NEUTRAL		0- 0			0- 0		2- 1
4- 4	0- 0		0- 0		NON-CONFERENCE		0- 0			0- 0		4- 4
1- 3	0- 0		0- 0		HOME		0- 0			0- 0		1- 3
1- 1	0- 0		0- 0		AWAY		0- 0			0- 0		1- 1
2- 0	0- 0		0- 0		NEUTRAL		0- 0			0- 0		2- 0
1- 18	0- 0		0- 0		CONFERENCE		0- 4			0- 2		1- 12
0- 9	0- 0		0- 0		HOME		0- 2			0- 1		0- 6
1- 8	0- 0		0- 0		AWAY		0- 2			0- 1		1- 5
0- 1	0- 0		0- 0		NEUTRAL		0- 0			0- 0		0- 1
RPI S	Opponent	Score	RPI S	Opponent	Score	RPI S	Opponent	Score	RPI S	Opponent	Score	
						88 A	Appal achi an St.	0 	108 A	Furman	0 	
						88 H	Appal achi an St.	0 	108 H	Furman	0 	
						89 A	Col . of Charleston	0 	151 A	Davi dson	0 	
						89 H	Col . of Charleston	0 	151 H	Davi dson	1 	
									163 A	UNC Greensboro	0 	
									183 H	Tenn. -Martin	0 	
									219 H	Gardner-Webb	1 	
									230 A	Ga. Southern	2 	
									230 H	Ga. Southern	0 	
									235 A	Chattanooga	0 	
									235 H	El on	1 	
									235 H	Chattanooga	0 	
									235 N	El on	1 	
									249 A	Md. -East. Shore	1 	
									271 H	Radford	3 	2
									274 A	Western Caro.	0 	
									274 H	Western Caro.	0 	
									281 H	Campbel l	1 	
									301 A	Ci tadel	3 	0
									301 H	Ci tadel	2 	
									318 N	Norfol k St.	3 	0
									319 N	Qui nni pi ac	3 	0
									320 A	Savannah St.	3 	0
<hr/>												
LAST 10 DIVISION I GAMES						89 H	Col . of Charleston	0 				
						235 N	El on	1 				
						235 A	Chattanooga	0 				
						151 H	Davi dson	1 				
						88 H	Appal achi an St.	0 				
						301 H	Ci tadel	2 				
						274 A	Western Caro.	0 				
						230 A	Ga. Southern	2 				
						235 H	Chattanooga	0 				
						274 H	Western Caro.	0 				

Non-Di v. I Games Wi nston-Sal em 3 0 Wi nston-Sal em 3 0

Wofford

Average	RPI	Win	Loss	2029	WON-LOST RECORD	WINNING PCT.	RANK	LAST 10 GAMES	OPPONENT SUCCESS	OPP. OF SCHEDULE	STRENGTH RPI	TEAM RPI	ADJ RPI	CONF. RPI	ADJ CONF. RPI								
DIV. I	ONLY				5- 20		286	3- 7	285		294	301	300	24	26								
DIV. I	NON-CONF				2- 9		286	0- 0	311		315	314	313	26	27								
<hr/>																							
TOTALS		RPI		1-25		RPI		26-50		W-L RECORDS		RPI		51-100		RPI		101-150		RPI		150+	
5- 20				0- 0				0- 0		OVERALL				0- 2				0- 0				5- 18	
3- 8				0- 0				0- 0		HOME				0- 1				0- 0				3- 7	
1- 9				0- 0				0- 0		AWAY				0- 1				0- 0				1- 8	
1- 3				0- 0				0- 0		NEUTRAL				0- 0				0- 0				1- 3	
2- 9				0- 0				0- 0		NON-CONFERENCE				0- 0				0- 0				2- 9	
1- 3				0- 0				0- 0		HOME				0- 0				0- 0				1- 3	
0- 3				0- 0				0- 0		AWAY				0- 0				0- 0				0- 3	
1- 3				0- 0				0- 0		NEUTRAL				0- 0				0- 0				1- 3	
3- 11				0- 0				0- 0		CONFERENCE				0- 2				0- 0				3- 9	
2- 5				0- 0				0- 0		HOME				0- 1				0- 0				2- 4	
1- 6				0- 0				0- 0		AWAY				0- 1				0- 0				1- 5	
0- 0				0- 0				0- 0		NEUTRAL				0- 0				0- 0				0- 0	
RPI	S	Opponent			Score			RPI	S	Opponent			Score			RPI	S	Opponent			Score		
										71 A Ameri can			0 3					158 A Army			0 3		
										71 H Ameri can			0 3					158 H Army			0 3		
																		164 A Vi l l anova			0 3		
																		167 A Bucknel l			2 3		
																		167 H Bucknel l			0 3		
																		188 H Central Conn. St.			0 3		
																		208 N UMBC			1 3		
																		210 A Lafayette			0 3		
																		210 H Lafayette			0 3		
																		217 H Buffal o			0 3		
																		227 A Col gate			0 3		
																		227 H Col gate			1 3		
																		244 H Rhode Isl and			0 3		
																		280 A Navy			0 3		
																		280 H Navy			3 2		
																		291 A Lehi gh			3 0		
																		291 H Lehi gh			3 1		
																		298 A Hartford			0 3		
																		304 A Provi dence			2 3		
																		304 N Provi dence			1 3		
																		313 N Sacred Heart			0 3		
																		313 N Sacred Heart			3 2		
																		319 H Qui nni pi ac			3 1		
<hr/>																							
LAST 10 DIVISION I GAMES																							
291 A Lehi gh								3		0		167A Bucknel l								2		3	
210 A Lafayette								0		3		227A Col gate								0		3	
158 A Army								0		3		210H Lafayette								0		3	
71 H Ameri can								0		3		291H Lehi gh								3		1	
280 H Navy								3		2		280A Navy								0		3	

Non-Div. I Games

Hol y Cross

Average RPI	W n 307	WON-LOST	WINNING	LAST 10	OPPONENT	OPP.	STRENGTH	TEAM	ADJ	CONF.	ADJ	CONF.
Average RPI	Loss197	RECORD	PCT. RANK	GAMES	SUCCESS	OF	SCHEDULE	RPI	RPI	RPI	RPI	RPI
DIV. I ONLY		7- 23	276	2- 8	299		292	300	301	23		22
DIV. I NON-CONF		5- 6	182	1- 0	312		320	306	302	25		24

TOTALS	RPI 1-25		RPI 26-50		W-L RECORDS		RPI 51-100			RPI 101-150		RPI 150+
7- 23	0- 0		0- 0		OVERALL		0- 3			0- 2		7- 18
2- 10	0- 0		0- 0		HOME		0- 1			0- 1		2- 8
4- 9	0- 0		0- 0		AWAY		0- 2			0- 1		4- 6
1- 4	0- 0		0- 0		NEUTRAL		0- 0			0- 0		1- 4
5- 6	0- 0		0- 0		NON-CONFERENCE		0- 0			0- 0		5- 6
2- 1	0- 0		0- 0		HOME		0- 0			0- 0		2- 1
2- 2	0- 0		0- 0		AWAY		0- 0			0- 0		2- 2
1- 3	0- 0		0- 0		NEUTRAL		0- 0			0- 0		1- 3
2- 17	0- 0		0- 0		CONFERENCE		0- 3			0- 2		2- 12
0- 9	0- 0		0- 0		HOME		0- 1			0- 1		0- 7
2- 7	0- 0		0- 0		AWAY		0- 2			0- 1		2- 4
0- 1	0- 0		0- 0		NEUTRAL		0- 0			0- 0		0- 1
RPI S	Opponent	Score	RPI S	Opponent	Score	RPI S	Opponent	Score	RPI S	Opponent	Score	
						88 A	Appal achi an St.	1 3	108 A	Furman	0 3	
						88 H	Appal achi an St.	0 3	108 H	Furman	0 3	
						89 A	Col . of Charl eston	0 3	151 A	Davi dson	0 3	
									151 H	Davi dson	1 3	
									158 A	Army	0 3	
									163 A	UNC Greensboro	0 3	
									163 H	UNC Greensboro	0 3	
									163 N	UNC Greensboro	0 3	
									222 N	Li berty	0 3	
									230 H	Ga. Southern	0 3	
									235 A	Chattanooga	0 3	
									235 A	El on	0 3	
									235 H	El on	0 3	
									235 H	Chattanooga	0 3	
									271 N	Radford	0 3	
									273 H	Bethune-Cookman	0 3	
									274 A	Western Caro.	3 2	
									274 H	Western Caro.	2 3	
									280 N	Navy	1 3	
									299 A	Wofford	3 2	
									299 H	Wofford	0 3	
									309 A	Charleston So.	0 3	
									312 H	South Carolina St.	3 0	
									312 N	South Carolina St.	3 2	
									315 A	Hampton	3 2	
									320 A	Savannah St.	3 0	
									320 H	Savannah St.	3 0	

LAST 10 DIVISION I GAMES												
163 N	UNC Greensboro	0 3	299A	Wofford	3 2							
235 A	El on	0 3	108A	Furman	0 3							
163 A	UNC Greensboro	0 3	312H	South Carolina St.	3 0							
274 H	Western Caro.	2 3	88 H	Appal achi an St.	0 3							
235 H	Chattanooga	0 3	151H	Davi dson	1 3							

Non-Di v. I Games N. C. Central 0 3 Wi nston-Sal em 3 0 Wi nston-Sal em 3 0 Wi nston-Sal em 3 0 Ci tadel 0

[illegible]

Non-Div. I Games

Coppi n St.

Average RPI	Win 0	WON-LOST	WINNING	LAST 10	OPPONENT	OPP.	STRENGTH	TEAM	ADJ.	CONF.	ADJ.	CONF.
Average RPI	Loss200	RECORD	PCT. RANK	GAMES	SUCCESS	OF	SCHEDULE	RPI	RPI	RPI	RPI	RPI
DIV. I ONLY		0- 23	317	0- 10	188		288	304	303	30	30	
DIV. I NON-CONF		0- 14	308	0- 2	117		280	292	296	30	30	
TOTALS	RPI 1-25		RPI 26-50	W-L RECORDS		RPI 51-100			RPI 101-150		RPI 150+	
0- 23	0- 0		0- 0	OVERALL		0- 5			0- 2		0- 16	
0- 9	0- 0		0- 0	HOME		0- 1			0- 0		0- 8	
0- 9	0- 0		0- 0	AWAY		0- 2			0- 1		0- 6	
0- 5	0- 0		0- 0	NEUTRAL		0- 2			0- 1		0- 2	
0- 14	0- 0		0- 0	NON-CONFERENCE		0- 3			0- 2		0- 9	
0- 5	0- 0		0- 0	HOME		0- 0			0- 0		0- 5	
0- 4	0- 0		0- 0	AWAY		0- 1			0- 1		0- 2	
0- 5	0- 0		0- 0	NEUTRAL		0- 2			0- 1		0- 2	
0- 9	0- 0		0- 0	CONFERENCE		0- 2			0- 0		0- 7	
0- 4	0- 0		0- 0	HOME		0- 1			0- 0		0- 3	
0- 5	0- 0		0- 0	AWAY		0- 1			0- 0		0- 4	
0- 0	0- 0		0- 0	NEUTRAL		0- 0			0- 0		0- 0	
RPI S	Opponent	Score	RPI S	Opponent	Score	RPI S	Opponent	Score	RPI S	Opponent	Score	
						66 N	San Francisco	0 3	105 N	Texas-Arlington	0 3	
						80 A	Oral Roberts	0 3	141 A	Eastern Wash.	0 3	
						93 N	Cornell	0 3	161 H	Morgan St.	0 3	
						100 A	Long Island	0 3	167 H	Bucknell	0 3	
						100 H	Long Island	0 3	188 A	Central Conn. St.	0 3	
									192 N	Utah St.	0 3	
									201 A	Robert Morris	0 3	
									202 N	Ark.-Little Rock	0 3	
									210 A	Lafayette	0 3	
									225 A	St. Francis (Pa.)	0 3	
									260 H	Fairleigh Dickinson	0 3	
									282 A	NJIT	0 3	
									287 H	St. Peter's	0 3	
									296 H	Wagner	0 3	
									304 H	Providence	0 3	
									305 H	Niagara	0 3	
									313 H	Sacred Heart	0 3	
									319 A	Quinnipiac	0 3	
LAST 10 DIVISION I GAMES												
			260 H	Fairleigh Dickinson	0 3	225 A	St. Francis (Pa.)	0 3				
			296 H	Wagner	0 3	100 H	Long Island	0 3				
			313 H	Sacred Heart	0 3	319 A	Quinnipiac	0 3				
			282 A	NJIT	0 3	188 A	Central Conn. St.	0 3				
			201 A	Robert Morris	0 3	304 H	Providence	0 3				

Non-Div. I Games

St. Francis (N.Y.)

RPI	S	Opponent	Score	
319	A	Qui nni pi ac	3	0
319	H	Qui nni pi ac	3	0

P
r
o
v
i
d
e
n
c
e

P
r
o
v
i
d
e
n
c
e

Provi dence

Average RPI	Win 292	WON-LOST	WINNING	LAST 10	OPPONENT	OPP.	STRENGTH	TEAM	ADJ.	CONF.	ADJ.	CONF.
Average RPI	Loss222	RECORD	PCT. RANK	GAMES	SUCCESS	OF	SCHEDULE	RPI	RPI	RPI	RPI	RPI
DIV. I ONLY		4- 23	299	1- 9	297		285	307	305	27		28
DIV. I NON-CONF		2- 5	252	0- 0	298		278	294	288	29		28
TOTALS	RPI 1-25		RPI 26-50		W-L RECORDS		RPI 51-100			RPI 101-150		RPI 150+
4- 23	0- 0		0- 0		OVERALL		0- 2			0- 2		4- 19
3- 10	0- 0		0- 0		HOME		0- 1			0- 1		3- 8
1- 9	0- 0		0- 0		AWAY		0- 1			0- 1		1- 7
0- 4	0- 0		0- 0		NEUTRAL		0- 0			0- 0		0- 4
2- 5	0- 0		0- 0		NON-CONFERENCE		0- 0			0- 0		2- 5
1- 3	0- 0		0- 0		HOME		0- 0			0- 0		1- 3
1- 0	0- 0		0- 0		AWAY		0- 0			0- 0		1- 0
0- 2	0- 0		0- 0		NEUTRAL		0- 0			0- 0		0- 2
2- 18	0- 0		0- 0		CONFERENCE		0- 2			0- 2		2- 14
2- 7	0- 0		0- 0		HOME		0- 1			0- 1		2- 5
0- 9	0- 0		0- 0		AWAY		0- 1			0- 1		0- 7
0- 2	0- 0		0- 0		NEUTRAL		0- 0			0- 0		0- 2
RPI S	Opponent	Score	RPI S	Opponent	Score	RPI S	Opponent	Score	RPI S	Opponent	Score	
						76 A Fairfield	0	3	148 A Siena	0	3	
						76 H Fairfield	0	3	148 H Siena	0	3	
									161 N Morgan St.	0	3	
									162 H Fordham	0	3	
									165 A Canisius	0	3	
									165 H Canisius	1	3	
									167 N Bucknell	0	3	
									217 H Buffalo	0	3	
									259 A Manhattan	0	3	
									259 H Manhattan	3	1	
									261 A Marist	2	3	
									261 H Marist	0	3	
									270 A Iona	0	3	
									270 H Iona	0	3	
									270 N Iona	2	3	
									287 A St. Peter's	0	3	
									287 H St. Peter's	3	2	
									287 N St. Peter's	2	3	
									289 H Coastal Caro.	0	3	
									293 A Loyola (Md.)	1	3	
									293 H Loyola (Md.)	1	3	
									294 A Rider	1	3	
									294 H Rider	2	3	
									303 A St. Francis (N.Y.)	3	0	
									319 H Quinnipiac	3	0	
					LAST 10 DIVISION I GAMES							
					270 N Iona	2	3	270 A Iona	0	3		
					287 N St. Peter's	2	3	259 A Manhattan	0	3		
					165 A Canisius	0	3	76 H Fairfield	0	3		
					261 H Marist	0	3	287 H St. Peter's	3	2		
					148 H Siena	0	3	294 A Rider	1	3		

Non-Div. I Games

Niagara

Average RPI	Win 309	WON-LOST	WINNING	LAST 10	OPPONENT	OPP.	STRENGTH	TEAM	ADJ	CONF.	ADJ	CONF.
Average RPI	Loss255	RECORD	PCT. RANK	GAMES	SUCCESS	OF	SCHEDULE	RPI	RPI	RPI	RPI	CONF. RPI
DIV. I ONLY		6- 16	268	2- 8	315		312	309	306	33		33
DIV. I NON-CONF		0- 5	308	0- 0	254		303	310	308	33		33
<hr/>												
TOTALS		RPI 1-25		RPI 26-50		W-L RECORDS		RPI 51-100		RPI 101-150		RPI 150+
6- 16		0- 0		0- 0		OVERALL		0- 1		0- 0		6- 15
4- 6		0- 0		0- 0		HOME		0- 0		0- 0		4- 6
2- 6		0- 0		0- 0		AWAY		0- 0		0- 0		2- 6
0- 4		0- 0		0- 0		NEUTRAL		0- 1		0- 0		0- 3
0- 5		0- 0		0- 0		NON-CONFERENCE		0- 1		0- 0		0- 4
0- 1		0- 0		0- 0		HOME		0- 0		0- 0		0- 1
0- 1		0- 0		0- 0		AWAY		0- 0		0- 0		0- 1
0- 3		0- 0		0- 0		NEUTRAL		0- 1		0- 0		0- 2
6- 11		0- 0		0- 0		CONFERENCE		0- 0		0- 0		6- 11
4- 5		0- 0		0- 0		HOME		0- 0		0- 0		4- 5
2- 5		0- 0		0- 0		AWAY		0- 0		0- 0		2- 5
0- 1		0- 0		0- 0		NEUTRAL		0- 0		0- 0		0- 1
RPI S	Opponent	Score		RPI S	Opponent	Score		RPI S	Opponent	Score		

Non-Di v. I Games Clark Atlanta 2 3

Southern U.

Average RPI			W n 316	WON-LOST	W I N N I N G	LAST 10	OPPONENT		OPP.	STRENGTH	TEAM	ADJ	CONF.	ADJ CONF.			
Average RPI			Loss186	RECORD	PCT. RANK	GAMES	SUCCESS		OF	SCHEDULE	RPI	RPI	RPI	RPI			
D I V. I ONLY				1- 25	314	1- 9	280			251	311	307	28	27			
D I V. I NON-CONF				1- 13	304	1- 2	272			204	308	304	27	26			
TOTALS			RPI	1-25		RPI	26-50	W-L RECORDS			RPI	51-100		RPI	101-150	RPI	150+
1- 25				0- 0		0- 1	OVERALL			0- 5			0- 2	1- 17			
1- 11				0- 0		0- 0	HOME			0- 2			0- 2	1- 7			
0- 10				0- 0		0- 1	AWAY			0- 1			0- 0	0- 8			
0- 4				0- 0		0- 0	NEUTRAL			0- 2			0- 0	0- 2			
1- 13				0- 0		0- 1	NON-CONFERENCE			0- 3			0- 2	1- 7			
1- 5				0- 0		0- 0	HOME			0- 1			0- 2	1- 2			
0- 4				0- 0		0- 1	AWAY			0- 0			0- 0	0- 3			
0- 4				0- 0		0- 0	NEUTRAL			0- 2			0- 0	0- 2			
0- 12				0- 0		0- 0	CONFERENCE			0- 2			0- 0	0- 10			
0- 6				0- 0		0- 0	HOME			0- 1			0- 0	0- 5			
0- 6				0- 0		0- 0	AWAY			0- 1			0- 0	0- 5			
0- 0				0- 0		0- 0	NEUTRAL			0- 0			0- 0	0- 0			
RPI S	Opponent			Score		RPI S	Opponent			Score		RPI S	Opponent			Score	
						38 A	Mi chi gan St.			0	3	51 N	St. Louis			0	3
												55 N	Jacksonville St.			0	3
												64 H	Bowling Green			0	3
												80 A	Oral Roberts			0	3
												80 H	Oral Roberts			0	3
												130 H	Western Mi ch.			0	3
												140 H	Clevel and St.			0	3
												156 N	Indi ana			0	3
												157 H	Eastern Mi ch.			0	3
												159 A	Val parai so			0	3
												159 H	Val parai so			0	3
												189 A	Loyol a (Ill.)			0	3
												232 A	Western Ill.			0	3
												232 H	Western Ill.			1	3
												240 A	IUPUI			0	3
												240 H	IUPUI			0	3
												255 N	Akron			1	3
												266 A	UMKC			0	3
												266 H	UMKC			2	3
												277 H	Indi ana St.			1	3
												286 A	West Vi rgi ni a			2	3
												292 A	Centenary (La.)			2	3
												292 H	Centenary (La.)			1	3
												316 A	Chi cago St.			1	3
												316 H	Chi cago St.			3	0
LAST 10 DIVISION I GAMES																	
						316 A	Chi cago St.			1	3	80 A	Oral Roberts			0	3
						240 A	IUPUI			0	3	157H	Eastern Mi ch.			0	3
						266 H	UMKC			2	3	159H	Val parai so			0	3
						232 H	Western Ill.			1	3	240H	IUPUI			0	3
						292 A	Centenary (La.)			2	3	316H	Chi cago St.			3	0

Non-Div. I Games

Oakland

Average RPI	Win 304	WON-LOST	WINNING	LAST 10	OPPONENT	OPP.	STRENGTH	TEAM	ADJ.	CONF.	ADJ.	CONF.
Average RPI	Loss211	RECORD	PCT. RANK	GAMES	SUCCESS	OF	SCHEDULE	RPI	RPI	RPI	RPI	RPI
DIV. I ONLY		1- 21	313	0- 10	266		279	310	308	26	24	
DIV. I NON-CONF		1- 12	303	0- 1	281		290	309	312	24	25	
TOTALS	RPI 1-25		RPI 26-50		W-L RECORDS		RPI 51-100			RPI 101-150		RPI 150+
1- 21	0- 0		0- 0		OVERALL		0- 1			0- 1		1- 19
0- 5	0- 0		0- 0		HOME		0- 1			0- 0		0- 4
0- 10	0- 0		0- 0		AWAY		0- 0			0- 1		0- 9
1- 6	0- 0		0- 0		NEUTRAL		0- 0			0- 0		1- 6
1- 12	0- 0		0- 0		NON-CONFERENCE		0- 0			0- 0		1- 12
0- 1	0- 0		0- 0		HOME		0- 0			0- 0		0- 1
0- 5	0- 0		0- 0		AWAY		0- 0			0- 0		0- 5
1- 6	0- 0		0- 0		NEUTRAL		0- 0			0- 0		1- 6
0- 9	0- 0		0- 0		CONFERENCE		0- 1			0- 1		0- 7
0- 4	0- 0		0- 0		HOME		0- 1			0- 0		0- 3
0- 5	0- 0		0- 0		AWAY		0- 0			0- 1		0- 4
0- 0	0- 0		0- 0		NEUTRAL		0- 0			0- 0		0- 0
RPI S	Opponent	Score	RPI S	Opponent	Score	RPI S	Opponent	Score	RPI S	Opponent	Score	
						79 H	Bel mont	0 3	102 A	East Tenn. St.	0 3	
									153 H	North Fla.	0 3	
									154 H	Auburn	0 3	
									158 N	Army	0 3	
									159 N	Val parai so	0 3	
									180 A	Georgi a St.	0 3	
									186 H	Jacksonvi lle	0 3	
									197 N	Evansvi lle	1 3	
									213 H	Li pscomb	0 3	
									219 A	Gardner-Webb	0 3	
									221 N	Kent St.	0 3	
									225 N	St. Francis (Pa.)	0 3	
									252 N	N. C. A&T	1 3	
									257 A	Mercer	0 3	
									269 A	Stetson	0 3	
									272 A	Butler	0 3	
									274 A	Western Caro.	1 3	
									278 A	Samford	1 3	
									281 A	Campbel l	0 3	
									293 A	Loyol a (Md.)	2 3	
									304 N	Provi dence	3 0	
LAST 10 DIVISION I GAMES												
						269 A	Stetson	0 3	186H	Jacksonvi lle	0 3	
						257 A	Mercer	0 3	153H	North Fla.	0 3	
						79 H	Bel mont	0 3	219A	Gardner-Webb	0 3	
						213 H	Li pscomb	0 3	281 A	Campbel l	0 3	
						102 A	East Tenn. St.	0 3	278A	Samford	1 3	

Non-Di v. I Games

Kennesaw St.

Average RPI	W n 295	WON-LOST	WINNING	LAST 10	OPPONENT	OPP.	STRENGTH	TEAM	ADJ	CONF.	ADJ	CONF.
Average RPI	Loss222	RECORD	PCT. RANK	GAMES	SUCCESS	OF SCHEDULE	RPI	RPI	RPI	RPI		
DIV. I ONLY		5- 21	291	3- 7	305	302	306	309	29	29		
DIV. I NON-CONF		4- 7	217	2- 0	310	317	305	301	28	29		

TOTALS	RPI 1-25		RPI 26-50		W-L RECORDS		RPI 51-100		RPI 101-150		RPI 150+	
5- 21	0- 0		0- 0		OVERALL		0- 3		0- 1		5- 17	
3- 9	0- 0		0- 0		HOME		0- 1		0- 0		3- 8	
1- 10	0- 0		0- 0		AWAY		0- 2		0- 1		1- 7	
1- 2	0- 0		0- 0		NEUTRAL		0- 0		0- 0		1- 2	
4- 7	0- 0		0- 0		NON-CONFERENCE		0- 0		0- 1		4- 6	
2- 3	0- 0		0- 0		HOME		0- 0		0- 0		2- 3	
1- 3	0- 0		0- 0		AWAY		0- 0		0- 1		1- 2	
1- 1	0- 0		0- 0		NEUTRAL		0- 0		0- 0		1- 1	
1- 14	0- 0		0- 0		CONFERENCE		0- 3		0- 0		1- 11	
1- 6	0- 0		0- 0		HOME		0- 1		0- 0		1- 5	
0- 7	0- 0		0- 0		AWAY		0- 2		0- 0		0- 5	
0- 1	0- 0		0- 0		NEUTRAL		0- 0		0- 0		0- 1	
RPI S	Opponent	Score	RPI S	Opponent	Score	RPI S	Opponent	Score	RPI S	Opponent	Score	
						62 A Winthrop	0	3	130 A Western Mi ch.	0	3	
						62 A Winthrop	0	3	186 H Jacksonville	0	3	
						62 H Winthrop	0	3	219 H Gardner-Webb	1	3	
									222 A Liberty	2	3	
									222 H Liberty	3	0	
									230 A Ga. Southern	1	3	
									240 H IUPUI	0	3	
									241 A UNC Asheville	0	3	
									241 H UNC Asheville	1	3	
									254 A Bi rmi ngham-So.	0	3	
									254 H Bi rmi ngham-So.	0	3	
									271 H Radford	1	3	
									271 N Radford	1	3	
									281 A Campbel l	2	3	
									281 N Campbel l	1	3	
									288 A High Point	0	3	
									288 H High Point	2	3	
									289 A Coastal Caro.	0	3	
									289 H Coastal Caro.	1	3	
									301 H Ci tadel	3	0	
									312 A South Caroli na St.	3	0	
									320 H Savannah St.	3	0	
									320 N Savannah St.	3	0	
LAST 10 DIVISION I GAMES												
						62 A Winthrop	0	3	320H Savannah St.	3	0	
						289 A Coastal Caro.	0	3	62 A Winthrop	0	3	
						312 A South Caroli na St.	3	0	288A High Point	0	3	
						254 H Bi rmi ngham-So.	0	3	222H Liberty	3	0	
						241 H UNC Asheville	1	3	271H Radford	1	3	
Non-Di v. I Games	Franci s Mari on	0	3	Newberry	3	0	Newberry	3	0	Presbyteri an	3	2
Charleston So.												

[illegible]

Non-Div. I Games Arkansas Tech

0	3	Arkansas Tech	0	3
---	---	---------------	---	---

Ark. -Pi ne Bl uff

Loss, Non-Conf, S Site, H Home, A Away, N Neutral

Average RPI	Win 0	WON-LOST	WINNING	LAST 10	OPPONENT	OPP.	STRENGTH	TEAM	ADJ.	CONF.	ADJ.	CONF.
Average RPI	Loss227	RECORD	PCT. RANK	GAMES	SUCCESS	OF	SCHEDULE	RPI	RPI	RPI	RPI	RPI
DIV. I ONLY		0- 19	317	0- 10	292		301	318	311	33		33
DIV. I NON-CONF		0- 7	308	0- 3	71		155	269	258	33		33

TOTALS	RPI 1-25		RPI 26-50		W-L RECORDS		RPI 51-100			RPI 101-150		RPI 150+
0- 19	0- 0		0- 2		OVERALL		0- 0			0- 3		0- 14
0- 7	0- 0		0- 0		HOME		0- 0			0- 0		0- 7
0- 9	0- 0		0- 1		AWAY		0- 0			0- 2		0- 6
0- 3	0- 0		0- 1		NEUTRAL		0- 0			0- 1		0- 1
0- 7	0- 0		0- 2		NON-CONFERENCE		0- 0			0- 3		0- 2
0- 1	0- 0		0- 0		HOME		0- 0			0- 0		0- 1
0- 3	0- 0		0- 1		AWAY		0- 0			0- 2		0- 0
0- 3	0- 0		0- 1		NEUTRAL		0- 0			0- 1		0- 1
0- 12	0- 0		0- 0		CONFERENCE		0- 0			0- 0		0- 12
0- 6	0- 0		0- 0		HOME		0- 0			0- 0		0- 6
0- 6	0- 0		0- 0		AWAY		0- 0			0- 0		0- 6
0- 0	0- 0		0- 0		NEUTRAL		0- 0			0- 0		0- 0
RPI S	Opponent	Score	RPI S	Opponent	Score	RPI S	Opponent	Score	RPI S	Opponent	Score	RPI S
			27 A	Long Beach St.	0 3				111 A	Arkansas St.	0 3	
			30 N	Missouri	0 3				128 A	Tennessee St.	0 3	
									149 N	Cal St. Fullerton	0 3	
									233 N	Central Ark.	0 3	
									242 A	Mississippi Val.	0 3	
									242 H	Mississippi Val.	1 3	
									242 H	Mississippi Val.	0 3	
									245 H	Troy	0 3	
									256 A	Alabama A&M	0 3	
									256 H	Alabama A&M	0 3	
									297 A	Jackson St.	0 3	
									297 H	Jackson St.	0 3	
									306 A	Southern U.	0 3	
									306 H	Southern U.	2 3	
									310 A	Ark. -Pine Bluff	1 3	
									317 A	Alcorn St.	1 3	
									317 H	Alcorn St.	2 3	

LAST 10 DIVISION I GAMES												
			317 H	Alcorn St.	2 3		233 N	Central Ark.	0 3			
			256 A	Alabama A&M	0 3		242 A	Mississippi Val.	0 3			
			297 A	Jackson St.	0 3		317 A	Alcorn St.	1 3			
			310 A	Ark. -Pine Bluff	1 3		297 H	Jackson St.	0 3			
			111 A	Arkansas St.	0 3		128 A	Tennessee St.	0 3			

Non-Div. I Games Clark Atlanta 1 3

Alabama St.

Average RPI	Win 312	WON-LOST RECORD	WINNING PCT. RANK	LAST 10 GAMES	OPPONENT SUCCESS	OPP. OF SCHEDULE	STRENGTH	TEAM RPI	ADJ RPI	CONF. RPI	ADJ CONF. RPI
DIV. I ONLY		8- 17	241	1- 9	318		317	313	312	32	32
DIV. I NON-CONF		3- 8	258	0- 3	320		314	319	317	32	31

TOTALS	RPI 1-25		RPI 26-50		W-L RECORDS		RPI 51-100		RPI 101-150		RPI 150+
8- 17	0- 0		0- 0		OVERALL		0- 1		0- 0		8- 16
4- 8	0- 0		0- 0		HOME		0- 0		0- 0		4- 8
3- 6	0- 0		0- 0		AWAY		0- 1		0- 0		3- 5
1- 3	0- 0		0- 0		NEUTRAL		0- 0		0- 0		1- 3
3- 8	0- 0		0- 0		NON-CONFERENCE		0- 0		0- 0		3- 8
2- 2	0- 0		0- 0		HOME		0- 0		0- 0		2- 2
1- 3	0- 0		0- 0		AWAY		0- 0		0- 0		1- 3
0- 3	0- 0		0- 0		NEUTRAL		0- 0		0- 0		0- 3
5- 9	0- 0		0- 0		CONFERENCE		0- 1		0- 0		5- 8
2- 6	0- 0		0- 0		HOME		0- 0		0- 0		2- 6
2- 3	0- 0		0- 0		AWAY		0- 1		0- 0		2- 2
1- 0	0- 0		0- 0		NEUTRAL		0- 0		0- 0		1- 0
RPI S	Opponent	Score	RPI S	Opponent	Score	RPI S	Opponent	Score	RPI S	Opponent	Score
						77 A	Florida A&M	0 3	161 H	Morgan St.	1 3
									163 N	UNC Greensboro	0 3
									183 N	Tenn. -Martin	0 3
									249 H	Md. -East. Shore	2 3
									252 A	N. C. A&T	1 3
									263 A	UNC Wi l m i n g t o n	0 3
									263 H	UNC Wi l m i n g t o n	1 3
									273 A	Bethune-Cookman	0 3
									273 H	Bethune-Cookman	2 3
									289 A	Coastal Caro.	0 3
									289 H	Coastal Caro.	3 2
									290 H	Howard	0 3
									295 H	Del aware St.	1 3
									301 A	Ci tadel	0 3
									301 N	Ci tadel	2 3
									302 H	Coppin St.	3 2
									309 H	Charleston So.	0 3
									315 A	Hampton	3 2
									315 H	Hampton	3 1
									315 H	Hampton	1 3
									318 A	Norfolk St.	3 2
									318 N	Norfolk St.	3 2
									320 A	Savannah St.	3 0
									320 H	Savannah St.	3 1

LAST 10 DIVISION I GAMES											
309 H	Charleston So.	0 3	273 A	Bethune-Cookman	0 3						
252 A	N. C. A&T	1 3	161 H	Morgan St.	1 3						
263 H	UNC Wi l m i n g t o n	1 3	295 H	Del aware St.	1 3						
301 A	Ci tadel	0 3	302 H	Coppin St.	3 2						
77 A	Florida A&M	0 3	249 H	Md. -East. Shore	2 3						

Non-Div. I Games	N. C. Central	2 3	N. C. Central	1 3	N. C. Central	0 3	Winston-Salem	3 0	South Carolina St.
	Winston-Salem	3 0	Winston-Salem	3 0	Winston-Salem	3 1			

Average RPI	W n 307	WON-LOST	WINNING	LAST 10	OPPONENT	OPP.	STRENGTH	TEAM	ADJ	CONF.	ADJ CONF.
Average RPI	Loss232	RECORD	PCT. RANK	GAMES	SUCCESS	OF	SCHEDULE	RPI	RPI	RPI	RPI
DIV. I ONLY		3- 23	304	2- 8	304		304	312	313	30	30
DIV. I NON-CONF		1- 14	305	0- 2	299		312	313	315	30	30
<hr/>											
TOTALS		RPI 1-25	RPI 26-50		W-L RECORDS		RPI 51-100		RPI 101-150		RPI 150+
3- 23		0- 0	0- 0		OVERALL		0- 2		0- 2		3- 19
0- 8		0- 0	0- 0		HOME		0- 0		0- 0		0- 8
2- 8		0- 0	0- 0		AWAY		0- 2		0- 0		2- 6
1- 7		0- 0	0- 0		NEUTRAL		0- 0		0- 2		1- 5
1- 14		0- 0	0- 0		NON-CONFERENCE		0- 0		0- 2		1- 12
0- 3		0- 0	0- 0		HOME		0- 0		0- 0		0- 3
0- 5		0- 0	0- 0		AWAY		0- 0		0- 0		0- 5
1- 6		0- 0	0- 0		NEUTRAL		0- 0		0- 2		1- 4
2- 9		0- 0	0- 0		CONFERENCE		0- 2		0- 0		2- 7
0- 5		0- 0	0- 0		HOME		0- 0		0- 0		0- 5
2- 3		0- 0	0- 0		AWAY		0- 2		0- 0		2- 1
0- 1		0- 0	0- 0		NEUTRAL		0- 0		0- 0		0- 1
RPI S	Opponent	Score	RPI S	Opponent	Score	RPI S	Opponent	Score	RPI S	Opponent	Score
						100 A Long Island	0	3	118 N South Dakota St.	0	3
						100 A Long Island	0	3	123 N VCU	0	3
									164 A Villanova	0	3
									188 A Central Conn. St.	0	3
									201 H Robert Morris	0	3
									208 N UMBC	0	3
									210 A Lafayette	0	3
									225 H St. Francis (Pa.)	1	3
									237 H Columbia	0	3
									260 H Fairleigh Dickinson	0	3
									260 N Fairleigh Dickinson	1	3
									282 H NJIT	0	3
									287 A St. Peter's	0	3
									287 N St. Peter's	0	3
									296 H Wagner	2	3
									296 H Wagner	2	3
									298 A Hartford	0	3
									298 A Hartford	2	3
									300 N Holy Cross	3	0
									300 N Holy Cross	2	3
									303 A St. Francis (N.Y.)	3	0
									304 H Providence	0	3
									304 N Providence	0	3
									319 A Quinnipiac	3	2
LAST 10 DIVISION I GAMES											
282 H	NJIT	0	3	260H	Fairleigh Dickinson	0	3	188A	Central Conn. St.	0	3
319 A	Quinnipiac	3	2	201H	Robert Morris	0	3	225H	St. Francis (Pa.)	1	3
100 A	Long Island	0	3	287 A	St. Peter's	0	3				
303 A	St. Francis (N.Y.)	3	0								
296 H	Wagner	2	3								

Non-Div. I Games

Sacred Heart

Average RPI	W n 285	WON-LOST	WINNING	LAST 10	OPPONENT	OPP.	STRENGTH	TEAM	ADJ	CONF.	ADJ CONF.
Average RPI	Loss212	RECORD	PCT. RANK	GAMES	SUCCESS	OF	SCHEDULE	RPI	RPI	RPI	RPI
DIV. I ONLY		4- 27	303	0- 10	295		272	308	314	22	23
DIV. I NON-CONF		4- 11	264	0- 1	303		294	303	307	23	23
<hr/>											
TOTALS	RPI 1-25		RPI 26-50		W-L RECORDS		RPI 51-100		RPI 101-150		RPI 150+
4- 27	0- 0		0- 1		OVERALL		0- 0		0- 2		4- 24
2- 9	0- 0		0- 0		HOME		0- 0		0- 0		2- 9
1- 13	0- 0		0- 1		AWAY		0- 0		0- 1		1- 11
1- 5	0- 0		0- 0		NEUTRAL		0- 0		0- 1		1- 4
4- 11	0- 0		0- 0		NON-CONFERENCE		0- 0		0- 1		4- 10
2- 2	0- 0		0- 0		HOME		0- 0		0- 0		2- 2
1- 4	0- 0		0- 0		AWAY		0- 0		0- 0		1- 4
1- 5	0- 0		0- 0		NEUTRAL		0- 0		0- 1		1- 4
0- 16	0- 0		0- 1		CONFERENCE		0- 0		0- 1		0- 14
0- 7	0- 0		0- 0		HOME		0- 0		0- 0		0- 7
0- 9	0- 0		0- 1		AWAY		0- 0		0- 1		0- 7
0- 0	0- 0		0- 0		NEUTRAL		0- 0		0- 0		0- 0
RPI S	Opponent	Score	RPI S	Opponent	Score	RPI S	Opponent	Score	RPI S	Opponent	Score
			43 A	Stephen F. Austin	0 3				105 A	Texas-Arlington	0 3
									107 N	Mississippi St.	0 3
									154 N	Auburn	0 3
									166 H	UTSA	0 3
									178 A	Texas St.	0 3
									186 A	Jacksonville	2 3
									194 A	McNeese St.	0 3
									194 H	McNeese St.	0 3
									196 A	Southern Miss.	1 3
									196 N	Southern Miss.	1 3
									210 N	Lafayette	3 2
									226 A	Sam Houston St.	0 3
									230 N	Ga. Southern	1 3
									231 H	A&M-Corpus Christi	0 3
									233 A	Central Ark.	1 3
									233 H	Central Ark.	0 3
									243 A	La.-Lafayette	0 3
									243 H	La.-Lafayette	1 3
									247 A	Northwestern St.	1 3
									247 H	Northwestern St.	1 3
									248 A	Lamar	1 3
									248 H	Lamar	1 3
									258 H	Grambling	1 3
									278 N	Samford	1 3
									279 A	Nicholls St.	0 3
									279 H	Nicholls St.	0 3
									283 A	South Ala.	1 3
									297 H	Jackson St.	3 0
									317 A	Alcorn St.	3 0
<hr/>											
LAST 10 DIVISION I GAMES											
			248 A	Lamar	1 3		105 A	Texas-Arlington	0 3		
			194 A	McNeese St.	0 3		279 A	Nicholls St.	0 3		
			233 H	Central Ark.	0 3		231 H	A&M-Corpus Christi	0 3		
			247 H	Northwestern St.	1 3		166 H	UTSA	0 3		
			178 A	Texas St.	0 3		196 A	Southern Miss.	1 3		

Non-Div. I Games

Southeastern La.

Southeastern La.

Average RPI Win 317 Loss246			WON-LOST RECORD		WINNING PCT. RANK		LAST 10 GAMES		OPPONENT OPP. STRENGTH SUCCESS OF SCHEDULE		TEAM RPI	ADJ RPI	CONF. RPI	ADJ CONF. RPI	
DIV. I ONLY			5- 19		285		1- 9		316		319	314	315	32	32
DIV. I NON-CONF			1- 4		282		0- 1		318		302	316	311	32	31
TOTALS		RPI 1-25	RPI 26-50		W-L RECORDS		RPI 51-100		RPI 101-150		RPI 150+				
5- 19		0- 0	0- 0		OVERALL		0- 1		0- 1		5- 17				
2- 7		0- 0	0- 0		HOME		0- 0		0- 0		2- 7				
2- 8		0- 0	0- 0		AWAY		0- 0		0- 1		2- 7				
1- 4		0- 0	0- 0		NEUTRAL		0- 1		0- 0		1- 3				
1- 4		0- 0	0- 0		NON-CONFERENCE		0- 0		0- 1		1- 3				
1- 1		0- 0	0- 0		HOME		0- 0		0- 0		1- 1				
0- 3		0- 0	0- 0		AWAY		0- 0		0- 1		0- 2				
0- 0		0- 0	0- 0		NEUTRAL		0- 0		0- 0		0- 0				
4- 15		0- 0	0- 0		CONFERENCE		0- 1		0- 0		4- 14				
1- 6		0- 0	0- 0		HOME		0- 0		0- 0		1- 6				
2- 5		0- 0	0- 0		AWAY		0- 0		0- 0		2- 5				
1- 4		0- 0	0- 0		NEUTRAL		0- 1		0- 0		1- 3				
RPI S	Opponent	Score	RPI S	Opponent	Score	RPI S	Opponent	Score	RPI S	Opponent	Score				
						77 N	Flori da A&M	0 3	123 A	VCU	0 3				
									161 A	Morgan St.	0 3				
									161 H	Morgan St.	0 3				
									190 A	William & Mary	0 3				
									249 A	Md. -East. Shore	0 3				
									249 H	Md. -East. Shore	1 3				
									252 A	N. C. A&T	1 3				
									252 N	N. C. A&T	0 3				
									273 N	Bethune-Cookman	1 3				
									280 A	Navy	0 3				
									290 H	Howard	2 3				
									290 N	Howard	2 3				
									295 H	Del aware St.	1 3				
									301 H	Ci tadel	2 3				
									302 A	Coppi n St.	1 3				
									302 H	Coppi n St.	1 3				
									312 A	South Caroli na St.	1 3				
									312 A	South Caroli na St.	3 1				
									312 H	South Caroli na St.	2 3				
									318 A	Norfol k St.	3 1				
									318 H	Norfol k St.	3 1				
									318 N	Norfol k St.	3 2				
									320 H	Savannah St.	3 0				
LAST 10 DIVISION I GAMES															
						290 H	Howard	2 3	249H	Md. -East. Shore	1 3				
						318 H	Norfol k St.	3 1	161A	Morgan St.	0 3				
						302 H	Coppi n St.	1 3	302A	Coppi n St.	1 3				
						190 A	William & Mary	0 3	77 N	Flori da A&M	0 3				
						295 H	Del aware St.	1 3	273N	Bethune-Cookman	1 3				
Non-Di v. I Games N. C. Central			0 3	Wi nston-Sal em	3 0	Wi nston-Sal em			3 1	Wi nston-Sal em			3 2	Hampton	

Average RPI Win 307 Average RPI Loss205			WON-LOST RECORD		WINNING PCT. RANK		LAST 10 GAMES		OPPONENT OPP. STRENGTH SUCCESS OF SCHEDULE		TEAM RPI	ADJ RPI	CONF. RPI	ADJ CONF. RPI		
DIV. I ONLY			1- 31		316		1- 9		306		255		315	316	31	31
DIV. I NON-CONF			1- 29		307		1- 9		296		247		312	319	31	32
TOTALS			RPI 1-25		RPI 26-50		W-L RECORDS		RPI 51-100		RPI 101-150		RPI 150+			
1- 31			0- 0		0- 1		OVERALL		0- 3		0- 3		1- 24			
1- 10			0- 0		0- 0		HOME		0- 2		0- 0		1- 8			
0- 13			0- 0		0- 0		AWAY		0- 1		0- 1		0- 11			
0- 8			0- 0		0- 1		NEUTRAL		0- 0		0- 2		0- 5			
1- 29			0- 0		0- 1		NON-CONFERENCE		0- 2		0- 3		1- 23			
1- 9			0- 0		0- 0		HOME		0- 1		0- 0		1- 8			
0- 12			0- 0		0- 0		AWAY		0- 1		0- 1		0- 10			
0- 8			0- 0		0- 1		NEUTRAL		0- 0		0- 2		0- 5			
0- 2			0- 0		0- 0		CONFERENCE		0- 1		0- 0		0- 1			
0- 1			0- 0		0- 0		HOME		0- 1		0- 0		0- 0			
0- 1			0- 0		0- 0		AWAY		0- 0		0- 0		0- 1			
0- 0			0- 0		0- 0		NEUTRAL		0- 0		0- 0		0- 0			
RPI S	Opponent		Score		RPI S	Opponent		Score		RPI S	Opponent		Score			
				28 N	Iowa St.	0	3	80 A	Oral Roberts	0	3	101 A	Iowa	0	3	
								80 H	Oral Roberts	0	3	115 N	Marshall	0	3	
								90 H	IPFW	1	3	121 N	Murray St.	1	3	
												155 N	Maryland	0	3	
												156 A	Indiana	0	3	
												159 A	Valparaiso	0	3	
												159 H	Valparaiso	0	3	
												179 A	Ill.-Chicago	0	3	
												187 H	Central Mich.	1	3	
												221 A	Kent St.	0	3	
												227 N	Colgate	1	3	
												232 A	Western Ill.	0	3	
												232 H	Western Ill.	0	3	
												234 N	Drake	0	3	
												240 A	IUPUI	0	3	
								240 H	IUPUI	0	3					
								265 N	North Carolina St.	1	3					
								266 A	UMKC	0	3					
								266 H	UMKC	0	3					
								272 A	Butler	0	3					
								276 H	DePaul	0	3					
								277 H	Indiana St.	0	3					
								292 A	Centenary (La.)	1	3					
								292 H	Centenary (La.)	0	3					
								302 N	Coppin St.	0	3					
								304 A	Providence	0	3					
								307 A	Oakland	0	3					
								307 H	Oakland	3	1					
LAST 10 DIVISION I GAMES								266 A	UMKC	0	3					
								292 H	Centenary (La.)	0	3					
								80 H	Oral Roberts	0	3					
								187 H	Central Mich.	1	3					
								159 A	Valparaiso	0	3					
307 H	Oakland	3	1	266 A	UMKC	0	3									
159 H	Valparaiso	0	3	292 H	Centenary (La.)	0	3									
277 H	Indiana St.	0	3	80 H	Oral Roberts	0	3									
240 A	IUPUI	0	3	187 H	Central Mich.	1	3									
232 A	Western Ill.	0	3	159 A	Valparaiso	0	3									

Non-Div. I Games

Chi cago St.

[illegible]

Non-Di v. I Games Bel haven

1 3

Al corn St.

Average RPI Win 320 Average RPI Loss250			WON-LOST RECORD		WINNING PCT. RANK		LAST 10 GAMES		OPPONENT OPP. STRENGTH SUCCESS OF SCHEDULE		TEAM RPI	ADJ RPI	CONF. RPI	ADJ CONF. RPI		
DIV. I ONLY			2- 20		310		1- 9		317		315	319	318	32	32	
DIV. I NON-CONF			2- 5		252		1- 0		319		286	311	309	32	31	
TOTALS		RPI 1-25		RPI 26-50		W-L RECORDS		RPI 51-100		RPI 101-150		RPI 150+				
2- 20		0- 1		0- 0		OVERALL		0- 1		0- 0		2- 18				
0- 5		0- 0		0- 0		HOME		0- 1		0- 0		0- 4				
1- 5		0- 0		0- 0		AWAY		0- 0		0- 0		1- 5				
1- 10		0- 1		0- 0		NEUTRAL		0- 0		0- 0		1- 9				
2- 5		0- 1		0- 0		NON-CONFERENCE		0- 0		0- 0		2- 4				
0- 0		0- 0		0- 0		HOME		0- 0		0- 0		0- 0				
1- 2		0- 0		0- 0		AWAY		0- 0		0- 0		1- 2				
1- 3		0- 1		0- 0		NEUTRAL		0- 0		0- 0		1- 2				
0- 15		0- 0		0- 0		CONFERENCE		0- 1		0- 0		0- 14				
0- 5		0- 0		0- 0		HOME		0- 1		0- 0		0- 4				
0- 3		0- 0		0- 0		AWAY		0- 0		0- 0		0- 3				
0- 7		0- 0		0- 0		NEUTRAL		0- 0		0- 0		0- 7				
RPI S	Opponent		Score		RPI S	Opponent		Score		RPI S	Opponent		Score			
24 N	St. John's (N.Y.)		0 3							77 H	Florida A&M		0 3			
										161 N	Morgan St.		0 3			
										190 A	William & Mary		0 3			
										216 N	Stony Brook		0 3			
										249 A	Md. -East. Shore		0 3			
										249 N	Md. -East. Shore		0 3			
										252 H	N. C. A&T		0 3			
										267 A	Air Force		0 3			
										273 A	Bethune-Cookman		1 3			
										290 N	Howard		0 3			
										295 H	Delaware St.		0 3			
										295 N	Delaware St.		0 3			
										299 N	Wofford		0 3			
										302 N	Coppin St.		0 3			
										312 H	South Carolina St.		2 3			
										312 N	South Carolina St.		2 3			
										315 A	Hampton		1 3			
										315 H	Hampton		1 3			
										315 N	Hampton		2 3			
										319 N	Quinnipiac		3 1			
										320 A	Savannah St.		3 1			
LAST 10 DIVISION I GAMES																
320 A	Savannah St.		3 1		290 N	Howard		0 3								
273 A	Bethune-Cookman		1 3		315 N	Hampton		2 3								
315 A	Hampton		1 3		295 N	Delaware St.		0 3								
295 H	Delaware St.		0 3		161 N	Morgan St.		0 3								
249 N	Md. -East. Shore		0 3		302 N	Coppin St.		0 3								
Non-Div. I Games					N. C. Central	0 3		Virginia St.	3 1		Winston-Salem	3 1		Winston-Salem	3 0	
					Winston-Salem	3 0							Norfolk St.			

[illegible]

Non-Div. I Games

Qui nni pi ac

Average RPI Win 0 Average RPI Loss278				WON-LOST RECORD		WINNING PCT. RANK		LAST 10 GAMES		OPPONENT OPP. STRENGTH SUCCESS OF SCHEDULE		TEAM RPI	ADJ RPI	CONF. RPI	ADJ CONF. RPI			
DIV. I ONLY				0- 21		317		0- 8		319		320		320	320	31	31	
DIV. I NON-CONF				0- 21		308		0- 8		314		318		320	320	31	32	
TOTALS		RPI 1-25		RPI 26-50		W-L RECORDS		RPI 51-100		RPI 101-150		RPI 150+						
0- 21		0- 0		0- 0		OVERALL		0- 0		0- 0		0- 21						
0- 10		0- 0		0- 0		HOME		0- 0		0- 0		0- 10						
0- 8		0- 0		0- 0		AWAY		0- 0		0- 0		0- 8						
0- 3		0- 0		0- 0		NEUTRAL		0- 0		0- 0		0- 3						
0- 21		0- 0		0- 0		NON-CONFERENCE		0- 0		0- 0		0- 21						
0- 10		0- 0		0- 0		HOME		0- 0		0- 0		0- 10						
0- 8		0- 0		0- 0		AWAY		0- 0		0- 0		0- 8						
0- 3		0- 0		0- 0		NEUTRAL		0- 0		0- 0		0- 3						
0- 0		0- 0		0- 0		CONFERENCE		0- 0		0- 0		0- 0						
0- 0		0- 0		0- 0		HOME		0- 0		0- 0		0- 0						
0- 0		0- 0		0- 0		AWAY		0- 0		0- 0		0- 0						
0- 0		0- 0		0- 0		NEUTRAL		0- 0		0- 0		0- 0						
RPI S	Opponent	Score		RPI S	Opponent	Score		RPI S	Opponent	Score		RPI S	Opponent	Score				
												186 H Jacksonville	0	3				
												230 A Ga. Southern	0	3				
												230 H Ga. Southern	0	3				
												252 H N. C. A&T	1	3				
												257 A Mercer	0	3				
												257 H Mercer	0	3				
												269 A Stetson	0	3				
												269 H Stetson	0	3				
												273 A Bethune-Cookman	1	3				
												273 N Bethune-Cookman	0	3				
												281 H Campbel l	0	3				
												281 N Campbel l	0	3				
												299 H Wofford	0	3				
												301 A Ci tadel	0	3				
												301 H Ci tadel	0	3				
												309 A Charleston So.	0	3				
												309 N Charleston So.	0	3				
												312 A South Carolina St.	1	3				
												312 H South Carolina St.	0	3				
												315 A Hampton	0	3				
												318 H Norfolk St.	1	3				
LAST 10 DIVISION I GAMES																		
318 H Norfolk St.				1	3	281 H Campbel l				0	3							
273 A Bethune-Cookman				1	3	301 H Ci tadel				0	3							
257 H Mercer				0	3	257 A Mercer				0	3							
269 A Stetson				0	3	299 H Wofford				0	3							
309 A Charleston So.				0	3	252 H N. C. A&T				1	3							
Non-Di v. I Games				Fort Valley St.	0	3	Fort Valley St.				0	3	Winston-Sal em				2	3
												Brewton Parker				0	3	
												Savannah St.						