

Average RPI Win: 182		WON-LOST	WINNING	LAST 10	STRENGTH OF	OPP. STRENGTH	TEAM	CONF.
Average RPI Loss: 90		RECORD	PCT. RANK	GAMES	SCHEDULE	OF SCHEDULE	RPI	RPI
DIV. I ONLY	22- 6	19	6- 4	173	123	50	8	
DIV. I NON-CONF.	10- 1	10	0- 1	270	279	70	10	
TOTALS	RPI 1-50	RPI 51-100	W-L RECORDS	RPI 101-200	RPI 201+			
22- 6	0- 2	5- 2	OVERALL	10- 3	7- 0			
14- 0	0- 0	3- 0	HOME	7- 0	4- 0			
6- 5	0- 1	1- 2	AWAY	2- 2	3- 0			
2- 2	0- 1	1- 0	NEUTRAL	1- 1	0- 0			
10- 1	0- 2	1- 0	NON-CONFERENCE	4- 0	5- 0			
6- 0	0- 0	0- 0	HOME	3- 0	3- 0			
2- 1	0- 1	0- 0	AWAY	0- 0	2- 0			
2- 1	0- 1	1- 0	NEUTRAL	1- 0	0- 0			
12- 5	0- 0	4- 2	CONFERENCE	6- 3	2- 0			
8- 0	0- 0	3- 0	HOME	4- 0	1- 0			
4- 4	0- 0	1- 2	AWAY	2- 2	1- 0			
0- 1	0- 0	0- 0	NEUTRAL	0- 1	0- 0			
RPI S Opponent Score	RPI 1-50 Team's RPI: 50	RPI S Opponent Score	RPI 51-100	RPI S Opponent Score	RPI 101-200	RPI S Opponent Score	RPI 201+	
14 N Illinois 69 78		56 A San Diego St. 51 61		117 N Northern Ariz. 62 49		287 A TCU 63 45		
35 A Washi ngton 74 85		56 H San Diego St. 65 62		120 A New Mexi co 59 62		287 H TCU 75 49		
		67 A Bri gham Young 59 65		120 H New Mexi co 51 46		291 H I PFW 77 42		
		67 H Bri gham Young 75 59		122 H St. Mary' s (Cal .) 63 51		292 H Ark. -Pi ne Bl uff 63 44		
		78 N Mi ami (Fl a.) 57 53		151 A Col orado St. 63 59		298 A Navy 64 55		
		92 A UNLV 52 50		151 H Col orado St. 71 56		327 H Northern Colo. 73 48		
		92 H UNLV 68 55		160 H Georgi a Tech 54 46		330 A Tex. -Pan Ameri can 81 68		
				162 A Utah 52 51				
				162 H Utah 66 44				
				170 A Wyomi ng 50 55				
				170 H Wyomi ng 62 61				
				170 N Wyomi ng 55 57				
				192 H Lamar 73 50				
LAST 10 Div sion I GAMES:								
14 N Illinois 69 78		162 A Utah 52 51		287 A TCU 63 45				
170 N Wyomi ng 55 57		170 H Wyomi ng 62 61		56 A San Di ego St. 51 61				
151 A Col orado St. 63 59		67 A Bri gham Young 59 65						
92 H UNLV 68 55								
120 H New Mexi co 51 46								

Non-Di v I Games: Western St. 66 44 UC-Col o. Spgs. 77 45 Air Force

Air Force

Air Force

Average RPI Win: 199

Average RPI Loss: 77

WON-LOST
RECORDWINNING
PCT. RANKLAST 10
GAMESSTRENGTH OF
SCHEDULEOPP. STRENGTH
OF SCHEDULETEAM
RPICONF.
RPI

DIV. I ONLY

21- 9

47

5- 5

167

153

70

16

DIV. I NON-CONF.

6- 4

113

1- 2

205

57

134

17

TOTALS

RPI 1-50

RPI 51-100

W-L RECORDS

RPI 101-200

RPI 201+

21- 9

1- 3

3- 5

OVERALL

8- 2

10- 0

12- 0

1- 0

2- 0

HOME

5- 0

4- 0

6- 7

0- 3

1- 4

AWAY

1- 1

5- 0

3- 2

0- 0

0- 1

NEUTRAL

2- 1

1- 0

6- 4

0- 2

1- 3

NON-CONFERENCE

2- 0

4- 0

3- 0

0- 0

0- 0

HOME

1- 0

2- 0

2- 4

0- 2

1- 2

AWAY

0- 0

1- 0

2- 1

0- 0

0- 1

NEUTRAL

1- 0

1- 0

15- 5

1- 1

2- 2

CONFERENCE

6- 2

6- 0

9- 0

1- 0

2- 0

HOME

4- 0

2- 0

5- 4

0- 1

0- 2

AWAY

1- 1

4- 0

1- 1

0- 0

0- 0

NEUTRAL

1- 1

0- 0

RPI 1-50

RPI 51-100

Team's RPI: 70

RPI 101-200

RPI 201+

RPI	S	Opponent	Score
19	A	Nevada	61 88
39	A	Creighton	60 71
48	A	Kent St.	57 63
48	H	Kent St.	75 67

RPI	S	Opponent	Score
52	A	Cal i forni a	75 89
71	A	Loui svi lle	85 111
74	A	Temple	80 73
77	N	Cl emson	59 66
84	A	Mi ami (Ohi o)	60 63
84	H	Mi ami (Ohi o)	52 45
99	A	Ohi o	63 66
99	H	Ohi o	76 61

RPI	S	Opponent	Score
113	N	Mi ssi ssi ppi St.	83 72
127	H	Northern Ill.	86 73
130	A	Buffal o	71 83
130	H	Buffal o	75 61
148	H	Tol edo	75 58
148	N	Tol edo	69 77
179	H	Wri ght St.	72 44
195	A	Western Mi ch.	69 55
195	H	Western Mi ch.	75 53
195	N	Western Mi ch.	72 57

RPI	S	Opponent	Score
230	N	Mt. St. Mary's	74 61
245	A	Cleveland St.	62 50
254	A	Ball St.	66 62
256	A	Bowl ing Green	77 72
256	H	Bowl ing Green	77 62
304	H	Youngstown St.	67 62
306	A	Eastern Mich.	77 72
306	H	Eastern Mich.	79 61
308	H	Duquesne	79 61
315	A	Central Mich.	76 69

LAST 10 Div si on I GAMES:

39	A	Creighton	60 71	130	A	Buffal o	71 83
74	A	Temple	80 73	99	H	Ohi o	76 61
148	N	Tol edo	69 77	84	A	Mi ami (Ohi o)	60 63
195	N	Western Mi ch.	72 57	19	A	Nevada	61 88
48	H	Kent St.	75 67	256	H	Bowl ing Green	77 62

Non-Di v I Games: Deni son

123 52

Akron

Loss, Non-Conf, S Site, H Home A Away N Neutral

Average RPI Win: 104
Average RPI Loss: 61

WON-LOST
RECORD

WINNING
PCT. RANK

LAST 10
GAMES

STRENGTH OF
SCHEDULE

OPP. STRENGTH
OF SCHEDULE

TEAM
RPI

CONF.
RPI

DIV. I ONLY
DIV. I NON-CONF.

17- 12
7- 5

107
118

5- 5
1- 1

13
18

27
77

57
55

4
3

TOTALS

RPI 1-50

RPI 51-100

W-L RECORDS

RPI 101-200

RPI 201+

17- 12

6- 6

4- 4

OVERALL

5- 3

3- 0

14- 4

4- 1

4- 2

HOME

3- 1

3- 0

3- 7

1- 3

0- 2

AWAY

2- 2

0- 0

1- 2

1- 2

0- 0

NEUTRAL

0- 0

0- 0

7- 5

1- 3

3- 3

NON-CONFERENCE

1- 0

3- 0

7- 3

0- 1

3- 2

HOME

1- 0

3- 0

0- 2

0- 1

0- 1

AWAY

0- 0

0- 0

1- 1

1- 1

0- 0

NEUTRAL

0- 0

0- 0

10- 7

5- 3

1- 1

CONFERENCE

4- 3

0- 0

7- 1

4- 0

1- 0

HOME

2- 1

0- 0

3- 5

1- 2

0- 1

AWAY

2- 2

0- 0

0- 1

0- 1

0- 0

NEUTRAL

0- 0

0- 0

RPI 1-50

RPI 51-100

Team's RPI: 57

RPI 101-200

RPI 201+

RPI	S	Opponent	Score
4	H	Memphis	76 87
6	H	Tennessee	92 79
10	N	UCLA	59 62
13	A	LSU	57 68
13	H	LSU	67 62
15	H	Florida	82 77
16	A	Oklahoma	56 68
31	N	Marquette	90 85
41	A	Kentucky	68 64
41	N	Kentucky	61 68
45	A	Arkansas	63 65
45	H	Arkansas	78 75

RPI	S	Opponent	Score
51	H	North Carolina St.	64 68
62	A	South Carolina	56 67
68	H	Louisiana Tech	73 63
72	H	Vanderbilt	77 74
73	H	Winthrop	60 57
74	A	Temple	58 68
84	H	Miami (Ohio)	64 58
95	H	Notre Dame	71 78

RPI	S	Opponent	Score
109	A	Georgia	79 88
113	A	Mississippi St.	58 71
113	H	Mississippi St.	65 59
116	A	Auburn	56 52
116	H	Auburn	71 61
156	A	Mississippi	64 50
156	H	Mississippi	61 71
161	H	Birmingham-Southern	61 57

RPI	S	Opponent	Score
244	H	Georgia St.	85 58
247	H	Jackson St.	101 66
272	H	Alabama St.	105 68

LAST 10 Division I GAMES:

10	N	UCLA	59 62	15	H	Florida	82 77
31	N	Marquette	90 85	45	A	Arkansas	63 65
41	N	Kentucky	61 68	6	H	Tennessee	92 79
113	A	Mississippi St.	58 71	62	A	South Carolina	56 67
116	H	Auburn	71 61	156	A	Mississippi	64 50

Non-Div I Games:

Alabama

Loss, Non-Conf, S Site, H Home A Away N Neutral

Average RPI Win: 298
Average RPI Loss: 183

WON-LOST
RECORD

WINNING
PCT. RANK

LAST 10
GAMES

STRENGTH OF
SCHEDULE

OPP. STRENGTH
OF SCHEDULE

TEAM
RPI

CONF.
RPI

DIV. I ONLY
DIV. I NON-CONF.

11- 12
0- 4

177
323

6- 4
0- 1

318
7

325
3

258
223

31
31

TOTALS

RPI 1-50

RPI 51-100

W-L RECORDS

RPI 101-200

RPI 201+

11- 12

0- 1

0- 3

OVERALL

0- 2

11- 6

7- 2

0- 0

0- 0

HOME

0- 1

7- 1

4- 9

0- 1

0- 3

AWAY

0- 1

4- 4

0- 1

0- 0

0- 0

NEUTRAL

0- 0

0- 1

0- 4

0- 1

0- 3

NON-CONFERENCE

0- 0

0- 0

0- 0

0- 0

0- 0

HOME

0- 0

0- 0

0- 4

0- 1

0- 3

AWAY

0- 0

0- 0

0- 0

0- 0

0- 0

NEUTRAL

0- 0

0- 0

11- 8

0- 0

0- 0

CONFERENCE

0- 2

11- 6

7- 2

0- 0

0- 0

HOME

0- 1

7- 1

4- 5

0- 0

0- 0

AWAY

0- 1

4- 4

0- 1

0- 0

0- 0

NEUTRAL

0- 0

0- 1

RPI 1-50

RPI 51-100

RPI 101-200

RPI 201+

Team's RPI: 258

RPI S Opponent Score
6 A Tennessee 68 93

RPI S Opponent Score
72 A Vanderbilt 58 74
76 A UTEP 44 60
96 A Nebraska 60 67

RPI S Opponent Score
132 A Southern U. 65 72
132 H Southern U. 80 84

RPI S Opponent Score
247 A Jackson St. 77 84
247 H Jackson St. 72 62
272 A Alabama St. 68 81
272 H Alabama St. 74 80
282 A Grambling 92 84
282 H Grambling 58 57
292 A Ark. -Pine Bluff 68 70
292 H Ark. -Pine Bluff 74 65
292 N Ark. -Pine Bluff 54 64
297 A Mississippi Val. 85 74
297 H Mississippi Val. 74 67
302 A Alcorn St. 74 77
302 H Alcorn St. 84 74
307 A Texas Southern 79 66
307 H Texas Southern 99 75
334 A Prairie View 86 70
334 H Prairie View 108 71

LAST 10 Division I GAMES:

292 N Ark. -Pine Bluff 54 64
282 H Grambling 58 57
247 H Jackson St. 72 62
307 A Texas Southern 79 66
334 A Prairie View 86 70
302 H Alcorn St. 84 74
132 H Southern U. 80 84
76 A UTEP 44 60
272 H Alabama St. 74 80
297 A Mississippi Val. 85 74

Non-Div I Games: Stillman

72 80

Tuskegee

69 59

Jarvis Christian 75 62

Alabama A&M

Loss, Non-Conf, S Site, H Home A Away N Neutral

A
l
a
b
a
m
a
s
t
.

Al abama St.				Through Games Of Sunday, March 12, 2006							
Average RPI Win:		251	WON-LOST	WINNING	LAST 10	STRENGTH OF	OPP. STRENGTH	TEAM	CONF.		
Average RPI Loss:		206	RECORD	PCT. RANK	GAMES	SCHEDULE	OF SCHEDULE	RPI	RPI		
DIV. I ONLY		12- 18	236	6- 4	286	324	272	31			
DIV. I NON-CONF.		2- 9	291	0- 0	71	196	240	31			

TOTALS		RPI 1-50	RPI 51-100	W-L RECORDS	RPI 101-200	RPI 201+					
12- 18		0- 1	1- 3	OVERALL	1- 3	10- 11					
7- 4		0- 0	1- 0	HOME	1- 0	5- 4					
4- 12		0- 1	0- 2	AWAY	0- 3	4- 6					
1- 2		0- 0	0- 1	NEUTRAL	0- 0	1- 1					
2- 9		0- 1	1- 3	NON-CONFERENCE	0- 2	1- 3					
1- 1		0- 0	1- 0	HOME	0- 0	0- 1					
0- 7		0- 1	0- 2	AWAY	0- 2	0- 2					
1- 1		0- 0	0- 1	NEUTRAL	0- 0	1- 0					
10- 9		0- 0	0- 0	CONFERENCE	1- 1	9- 8					
6- 3		0- 0	0- 0	HOME	1- 0	5- 3					
4- 5		0- 0	0- 0	AWAY	0- 1	4- 4					
0- 1		0- 0	0- 0	NEUTRAL	0- 0	0- 1					

RPI 1-50			RPI 51-100			RPI 101-200			RPI 201+ Team's RPI: 272		
RPI S	Opponent	Score	RPI S	Opponent	Score	RPI S	Opponent	Score	RPI S	Opponent	Score
15	A Flori da	60 87	57	A Al abama	68 105	132	A Southern U.	68 72	215	N Coppin St.	68 67
			66	A South Ala.	65 82	132	H Southern U.	63 59	241	A Troy	53 71
			66	H South Ala.	78 75	161	A Bi rmi ngham-So.	55 69	244	H Georgi a St.	49 66
			82	N Butl er	61 70	170	A Wyomi ng	54 69	247	A Jackson St.	64 77
									247	H Jackson St.	93 79
									247	N Jackson St.	65 83
									253	A Fl ori da A&M	67 74
									258	A Al abama A&M	80 74
									258	H Al abama A&M	81 68
									282	A Grambl ing	59 62
									282	H Grambl ing	67 69
									292	A Ark. -Pi ne Bl uff	60 46
									292	H Ark. -Pi ne Bl uff	49 52
									297	A Mi ssi ssi ppi Val .	58 48
									297	H Mi ssi ssi ppi Val .	70 74
									302	A Al corn St.	75 70
									302	H Al corn St.	71 69
									307	A Texas Southern	62 69
									307	H Texas Southern	72 66
									334	A Prai rie Vi ew	72 75
									334	H Prai rie Vi ew	78 70

LAST 10 Div						sion I GAMES:					
			247	N Jackson St.	65 83	132	H Southern U.	63 59			
			247	H Jackson St.	93 79	302	H Al corn St.	71 69			
			282	H Grambl ing	67 69	258	A Al abama A&M	80 74			
			334	A Prai rie Vi ew	72 75	292	A Ark. -Pi ne Bl uff	60 46			
			307	A Texas Southern	62 69	297	A Mi ssi ssi ppi Val .	58 48			

A
l
a
b
a
m
a
s
t
.

Non-Di v I Games:

Al abama St.

Average RPI Win: 255
Average RPI Loss: 134

WON-LOST
RECORD

WINNING
PCT. RANK

LAST 10
GAMES

STRENGTH OF
SCHEDULE

OPP. STRENGTH
OF SCHEDULE

TEAM
RPI

CONF.
RPI

DIV. I ONLY	21- 10	56	7- 3	245	274	119	28
DIV. I NON-CONF.	5- 7	201	0- 2	93	240	160	25

TOTALS	RPI 1-50	RPI 51-100	W-L RECORDS	RPI 101-200	RPI 201+
21- 10	0- 3	0- 2	OVERALL	2- 1	19- 5
10- 3	0- 0	0- 0	HOME	1- 0	9- 3
8- 7	0- 2	0- 2	AWAY	1- 1	7- 2
3- 1	0- 1	0- 0	NEUTRAL	0- 0	3- 0
5- 7	0- 3	0- 2	NON-CONFERENCE	0- 1	5- 2
2- 2	0- 0	0- 0	HOME	0- 0	2- 2
2- 5	0- 2	0- 2	AWAY	0- 1	2- 0
1- 1	0- 1	0- 0	NEUTRAL	0- 0	1- 0
16- 3	0- 0	0- 0	CONFERENCE	2- 0	14- 3
8- 1	0- 0	0- 0	HOME	1- 0	7- 1
6- 2	0- 0	0- 0	AWAY	1- 0	5- 2
2- 0	0- 0	0- 0	NEUTRAL	0- 0	2- 0

RPI S Opponent Score

3	N	Connecticut	59	72
10	A	UCLA	65	73
15	A	Florida	64	83

RPI S Opponent Score

56	A	San Diego St.	53	80
81	A	Va. Commonweal th	67	70

RPI S Opponent Score Team's RPI: 119

125	A	Si ena	74	82
187	A	Bi nghamton	52	51
187	H	Bi nghamton	70	65

RPI S Opponent Score

207	H	Cornel I	68	59
209	A	Boston U.	53	47
209	H	Boston U.	71	60
211	A	Vermont	53	65
211	H	Vermont	76	64
211	H	Vermont	80	67
214	H	Harvard	48	61
245	A	Cl evel and St.	78	65
250	A	New Hampshi re	71	78
250	H	New Hampshi re	72	75
250	N	New Hampshi re	67	54
262	H	Sacred Heart	61	63
270	A	Hartford	65	63
270	H	Hartford	75	62
273	A	Brown	62	47
279	H	Utah Valley St.	72	61
281	A	Mai ne	87	73
281	H	Mai ne	76	56
285	N	Oakl and	90	73
295	A	UMBC	76	61
295	H	UMBC	62	50
295	N	UMBC	79	65
310	A	Stony Brook	63	58
310	H	Stony Brook	85	62

LAST 10 Div sion I GAMES:

3	N	Connecti cut	59	72	250	A	New Hampshi re	71	78
211	H	Vermont	80	67	211	H	Vermont	76	64
250	N	New Hampshi re	67	54	81	A	Va. Commonweal th	67	70
295	N	UMBC	79	65	281	A	Mai ne	87	73
295	A	UMBC	76	61	270	A	Hartford	65	63

Non-Di v I Games:

Albany (N. Y.)

Loss, Non-Conf, S Site, H Home A Away N Neutral

Average RPI Win: 296
Average RPI Loss: 193

WON-LOST
RECORD

WINNING
PCT. RANK

LAST 10
GAMES

STRENGTH OF
SCHEDULE

OPP. STRENGTH
OF SCHEDULE

TEAM
RPI

CONF.
RPI

DIV. I ONLY

8- 20

286

4- 6

298

322

302

31

DIV. I NON-CONF.

0- 9

323

0- 0

103

137

306

31

TOTALS

RPI 1-50

RPI 51-100

W-L RECORDS

RPI 101-200

RPI 201+

8- 20

0- 1

0- 1

OVERALL

0- 8

8- 10

5- 4

0- 0

0- 0

HOME

0- 1

5- 3

3- 15

0- 1

0- 1

AWAY

0- 6

3- 7

0- 1

0- 0

0- 0

NEUTRAL

0- 1

0- 0

0- 9

0- 1

0- 1

NON-CONFERENCE

0- 5

0- 2

0- 0

0- 0

0- 0

HOME

0- 0

0- 0

0- 9

0- 1

0- 1

AWAY

0- 5

0- 2

0- 0

0- 0

0- 0

NEUTRAL

0- 0

0- 0

8- 11

0- 0

0- 0

CONFERENCE

0- 3

8- 8

5- 4

0- 0

0- 0

HOME

0- 1

5- 3

3- 6

0- 0

0- 0

AWAY

0- 1

3- 5

0- 1

0- 0

0- 0

NEUTRAL

0- 1

0- 0

RPI 1-50

RPI S Opponent Score
32 A UAB 59 81

RPI 51-100

RPI S Opponent Score
63 A Florida St. 67 85

RPI 101-200

RPI S Opponent Score
112 A Sam Houston St. 50 51
118 A Southern California 53 76
120 A New Mexico 75 87
132 A Southern U. 55 72
132 H Southern U. 57 69
132 N Southern U. 52 73
156 A Mississippi 69 82
180 A Arizona St. 74 86

RPI 201+ Team's RPI: 302

RPI S Opponent Score
236 A South Fla. 52 69
241 A Stephen F. Austin 57 75
247 A Jackson St. 67 89
247 H Jackson St. 58 56
258 A Alabama A&M 74 84
258 H Alabama A&M 77 74
272 A Alabama St. 69 71
272 H Alabama St. 70 75
282 A Grambling 75 71
282 H Grambling 62 65
292 A Ark. -Pine Bluff 48 74
292 H Ark. -Pine Bluff 62 66
297 A Mississippi Val. 59 67
297 H Mississippi Val. 78 61
307 A Texas Southern 84 76
307 H Texas Southern 84 77
334 A Prairie View 72 64
334 H Prairie View 89 70

LAST 10 Division I GAMES:

132 N Southern U. 52 73
334 H Prairie View 89 70
307 H Texas Southern 84 77
132 H Southern U. 57 69
258 A Alabama A&M 74 84
272 A Alabama St. 69 71
292 H Ark. -Pine Bluff 62 66
297 H Mississippi Val. 78 61
282 A Grambling 75 71
247 A Jackson St. 67 89

Alcorn St.

Alcorn St.

Non-Div I Games:

Alcorn St.

Loss, Non-Conf, S Site, H Home A Away N Neutral

Average RPI Win:	283	WON-LOST	WINNING	LAST 10	STRENGTH OF	OPP. STRENGTH	TEAM	CONF.
Average RPI Loss:	122	RECORD	PCT. RANK	GAMES	SCHEDULE	OF SCHEDULE	RPI	RPI

DIV. I ONLY	12- 17	229	6- 4	184	244	206	21
DIV. I NON-CONF.	4- 9	245	0- 0	150	254	238	19

TOTALS	RPI 1-50	RPI 51-100	W-L RECORDS	RPI 101-200	RPI 201+
12- 17	0- 6	0- 1	OVERALL	0- 7	12- 3
7- 4	0- 1	0- 0	HOME	0- 3	7- 0
4- 12	0- 4	0- 1	AWAY	0- 4	4- 3
1- 1	0- 1	0- 0	NEUTRAL	0- 0	1- 0
4- 9	0- 3	0- 1	NON-CONFERENCE	0- 3	4- 2
3- 1	0- 0	0- 0	HOME	0- 1	3- 0
1- 7	0- 2	0- 1	AWAY	0- 2	1- 2
0- 1	0- 1	0- 0	NEUTRAL	0- 0	0- 0
8- 8	0- 3	0- 0	CONFERENCE	0- 4	8- 1
4- 3	0- 1	0- 0	HOME	0- 2	4- 0
3- 5	0- 2	0- 0	AWAY	0- 2	3- 1
1- 0	0- 0	0- 0	NEUTRAL	0- 0	1- 0

RPI S	RPI 1-50	Opponent	Score
26 N		George Mason	35 75
35 A		Washington	82 99
42 A		Bucknel I	57 74
42 A		Bucknel I	50 64
42 H		Bucknel I	50 58
49 A		Maryland	55 81

RPI S	RPI 51-100	Opponent	Score
99 A		Ohio	50 81

RPI S	RPI 101-200	Opponent	Score
103 A		La Salle	63 75
111 A		Holy Cross	63 74
111 H		Holy Cross	62 69
150 A		Lehigh	58 65
150 H		Lehigh	59 70
171 A		Loyola (Md.)	60 68
197 H		Yale	59 71

RPI S	RPI 201+	Team's RPI: 206	Score
211 A		Vermont	62 72
221 H		Towson	74 70
230 H		Mt. St. Mary's	80 60
232 A		Wagner	59 75
261 A		Lafayette	77 67
261 H		Lafayette	74 56
261 N		Lafayette	75 62
286 A		Colgate	74 66
286 H		Colgate	72 64
298 A		Navy	68 77
298 H		Navy	65 48
322 A		Army	68 55
322 H		Army	65 63
323 A		St. Francis (Pa.)	62 52
326 H		Howard	72 60

LAST 10 Division I GAMES:

42 A	Bucknel I	50 64	322 A	Army	68 55
261 N	Lafayette	75 62	286 H	Colgate	72 64
261 A	Lafayette	77 67	42 A	Bucknel I	57 74
298 H	Navy	65 48	150 A	Lehigh	58 65
111 H	Holy Cross	62 69	261 H	Lafayette	74 56

Non-Div I Games:

American

Loss, Non-Conf, S Site, H Home A Away N Neutral

Average RPI Win:	229	WON-LOST	WINNING	LAST 10	STRENGTH OF	OPP. STRENGTH	TEAM	CONF.
Average RPI Loss:	177	RECORD	PCT. RANK	GAMES	SCHEDULE	OF SCHEDULE	RPI	RPI

DIV. I ONLY	12- 16	215	5- 5	257	216	235	24
DIV. I NON-CONF.	4- 7	217	0- 0	244	72	239	22

TOTALS	RPI 1-50	RPI 51-100	W-L RECORDS	RPI 101-200	RPI 201+
12- 16	0- 1	1- 3	OVERALL	3- 5	8- 7
6- 4	0- 0	1- 1	HOME	2- 1	3- 2
4- 10	0- 1	0- 2	AWAY	0- 3	4- 4
2- 2	0- 0	0- 0	NEUTRAL	1- 1	1- 1
4- 7	0- 1	1- 2	NON-CONFERENCE	0- 0	3- 4
2- 1	0- 0	1- 0	HOME	0- 0	1- 1
2- 5	0- 1	0- 2	AWAY	0- 0	2- 2
0- 1	0- 0	0- 0	NEUTRAL	0- 0	0- 1
8- 9	0- 0	0- 1	CONFERENCE	3- 5	5- 3
4- 3	0- 0	0- 1	HOME	2- 1	2- 1
2- 5	0- 0	0- 0	AWAY	0- 3	2- 2
2- 1	0- 0	0- 0	NEUTRAL	1- 1	1- 0

RPI S	Opponent	Score
6 A	Tennessee	81 89

RPI S	Opponent	Score
51 A	North Carolina St.	68 92
81 H	Va. Commonwealth	51 47
85 A	Wake Forest	78 91
94 H	Davi dson	69 102

RPI S	Opponent	Score
159 H	Ga. Southern	90 84
159 N	Ga. Southern	74 61
169 A	Chattanooga	50 64
169 H	Chattanooga	57 73
169 N	Chattanooga	75 78
172 A	El on	59 65
172 H	El on	71 60
188 A	Col. of Charleston	53 64

RPI S	Opponent	Score
202 N	Niagara	70 79
216 A	Ark.-Little Rock	63 78
216 H	Ark.-Little Rock	75 65
220 A	Furman	64 76
231 A	Marshall	73 65
231 H	Marshall	60 64
265 A	Western Caro.	83 66
265 H	Western Caro.	68 53
280 A	UNC Greensboro	60 62
280 H	UNC Greensboro	75 70
288 H	Wofford	59 60
288 N	Wofford	66 65
299 A	James Madison	79 81
308 A	Duquesne	71 68
320 A	Citadel	66 65

LAST 10 Division I GAMES:

169 N Chattanooga	75 78	265 A Western Caro.	83 66
159 N Ga. Southern	74 61	172 H El on	71 60
288 N Wofford	66 65	220 A Furman	64 76
280 H UNC Greensboro	75 70	288 H Wofford	59 60
169 A Chattanooga	50 64	188 A Col. of Charleston	53 64

Non-Div I Games: Methodist 87 69 Montreat 105 57

Appalachian St.

Loss, Non-Conf, S Site, H Home A Away N Neutral

Average RPI Win: 108
Average RPI Loss: 50

WON-LOST
RECORD

WINNING
PCT. RANK

LAST 10
GAMES

STRENGTH OF
SCHEDULE

OPP. STRENGTH
OF SCHEDULE

TEAM
RPI

CONF.
RPI

DIV. I ONLY	19- 12	93	6- 4	5	39	23	7
DIV. I NON-CONF.	7- 4	95	1- 1	1	17	9	6

TOTALS	RPI 1-50	RPI 51-100	W-L RECORDS	RPI 101-200	RPI 201+
19- 12	3- 8	6- 2	OVERALL	11- 3	0- 0
12- 2	0- 2	4- 0	HOME	8- 0	0- 0
4- 8	1- 3	1- 2	AWAY	2- 3	0- 0
4- 3	2- 3	1- 0	NEUTRAL	1- 0	0- 0
7- 4	2- 4	2- 1	NON-CONFERENCE	4- 0	0- 0
5- 0	0- 0	2- 0	HOME	3- 0	0- 0
1- 2	0- 1	0- 1	AWAY	1- 0	0- 0
2- 3	2- 3	0- 0	NEUTRAL	0- 0	0- 0
12- 8	1- 4	4- 1	CONFERENCE	7- 3	0- 0
7- 2	0- 2	2- 0	HOME	5- 0	0- 0
3- 6	1- 2	1- 1	AWAY	1- 3	0- 0
2- 0	0- 0	1- 0	NEUTRAL	1- 0	0- 0

RPI	S	Opponent	Score
2	N	Villanova	78 82
3	N	Connecticut	70 79
10	A	UCLA	73 84
10	A	UCLA	59 71
10	H	UCLA	79 85
12	A	North Carolina	69 86
18	N	Michigan St.	71 74
20	N	Kansas	61 49
24	N	Wisconsin	94 75
35	A	Washington	96 95
35	H	Washington	67 70

RPI	S	Opponent	Score
52	A	California	66 75
52	H	California	60 55
54	A	Houston	65 69
55	H	Western Ky.	86 81
79	H	Virginia	81 51
86	A	Stanford	76 72
86	H	Stanford	90 81
86	N	Stanford	73 68

RPI	S	Opponent	Score
112	H	Sam Houston St.	87 51
117	H	Northern Ariz.	75 66
118	A	Southern	70 77
		California	
118	H	Southern	74 63
		California	
122	H	St. Mary's (Cal.)	73 61
147	A	Oregon	68 73
147	H	Oregon	70 68
162	A	Utah	73 43
166	H	Washington St.	66 61
166	N	Washington St.	70 52
174	A	Oregon St.	65 75
174	H	Oregon St.	80 58
180	A	Ari zona St.	80 70
180	H	Ari zona St.	68 47

RPI	S	Opponent	Score
-----	---	----------	-------

LAST 10 Division I GAMES:

2	N	Villanova	78 82
24	N	Wisconsin	94 75
10	A	UCLA	59 71
86	N	Stanford	73 68
35	H	Washington	67 70

166	H	Washington St.	66 61
180	H	Ari zona St.	68 47
86	A	Stanford	76 72
52	A	California	66 75
174	H	Oregon St.	80 58

Non-Div I Games:

Ari zona

Loss, Non-Conf, S Site, H Home A Away N Neutral

Average RPI Win: 182

WON-LOST

WINNING

LAST 10

STRENGTH OF

OPP. STRENGTH

TEAM

CONF.

Average RPI Loss: 87

RECORD

PCT. RANK

GAMES

SCHEDULE

OF SCHEDULE

RPI

RPI

DIV. I ONLY

11- 17

240

4- 6

83

84

180

7

DIV. I NON-CONF.

6- 3

87

0- 0

152

291

108

6

TOTALS

RPI 1-50

RPI 51-100

W-L RECORDS

RPI 101-200

RPI 201+

11- 17

0- 7

1- 4

OVERALL

7- 5

3- 1

8- 9

0- 3

0- 3

HOME

5- 2

3- 1

3- 7

0- 4

1- 1

AWAY

2- 2

0- 0

0- 1

0- 0

0- 0

NEUTRAL

0- 1

0- 0

6- 3

0- 1

0- 1

NON-CONFERENCE

3- 0

3- 1

6- 2

0- 0

0- 1

HOME

3- 0

3- 1

0- 1

0- 1

0- 0

AWAY

0- 0

0- 0

0- 0

0- 0

0- 0

NEUTRAL

0- 0

0- 0

5- 14

0- 6

1- 3

CONFERENCE

4- 5

0- 0

2- 7

0- 3

0- 2

HOME

2- 2

0- 0

3- 6

0- 3

1- 1

AWAY

2- 2

0- 0

0- 1

0- 0

0- 0

NEUTRAL

0- 1

0- 0

RPI 1-50

RPI 51-100

RPI 101-200

Team's RPI: 180

RPI 201+

RPI	S	Opponent	Score
7	A	Iowa	43 62
10	A	UCLA	60 69
10	H	UCLA	60 61
23	A	Ari zona	47 68
23	H	Ari zona	70 80
35	A	Washi ngton	67 91
35	H	Washi ngton	66 91

RPI	S	Opponent	Score
52	A	Cal i forni a	65 64
52	H	Cal i forni a	58 88
83	H	Mi nnesota	79 85
86	A	Stanford	69 82
86	H	Stanford	64 70

RPI	S	Opponent	Score
117	H	Northern Ari z.	72 55
118	A	Southern	68 65
		Cal i forni a	
118	H	Southern	65 66
		Cal i forni a	
147	A	Oregon	53 67
147	H	Oregon	87 98
166	A	Washi ngton St.	49 64
166	H	Washi ngton St.	68 55
174	A	Oregon St.	65 63
174	H	Oregon St.	76 59
174	N	Oregon St.	68 71
177	H	Boi se St.	64 49
200	H	North Texas	83 67

RPI	S	Opponent	Score
219	H	UC Santa Barb.	73 57
279	H	Utah Valley St.	71 75
302	H	Al corn St.	86 74
303	H	Southern Utah	82 62

LAST 10 Div sion I GAMES:

174	N	Oregon St.	68 71	86	A	Stanford	69 82
166	H	Washi ngton St.	68 55	147	H	Oregon	87 98
35	H	Washi ngton	66 91	174	H	Oregon St.	76 59
23	A	Ari zona	47 68	118	A	Southern Cal i forni a	68 65
52	A	Cal i forni a	65 64	10	A	UCLA	60 69

Non-Di v I Games:

Ari zona St.

Average RPI Win:	243	WON-LOST	WINNING	LAST 10	STRENGTH OF	OPP. STRENGTH	TEAM	CONF.
Average RPI Loss:	122	RECORD	PCT. RANK	GAMES	SCHEDULE	OF SCHEDULE	RPI	RPI

DIV. I ONLY	13- 15	184	3- 7	209	180	216	18
DIV. I NON-CONF.	7- 5	118	1- 0	265	228	170	16

TOTALS	RPI 1-50	RPI 51-100	W-L RECORDS	RPI 101-200	RPI 201+
13- 15	0- 4	0- 4	OVERALL	4- 2	9- 5
8- 6	0- 0	0- 2	HOME	2- 2	6- 2
3- 7	0- 3	0- 1	AWAY	1- 0	2- 3
2- 2	0- 1	0- 1	NEUTRAL	1- 0	1- 0
7- 5	0- 4	0- 0	NON-CONFERENCE	0- 0	7- 1
6- 0	0- 0	0- 0	HOME	0- 0	6- 0
0- 4	0- 3	0- 0	AWAY	0- 0	0- 1
1- 1	0- 1	0- 0	NEUTRAL	0- 0	1- 0
6- 10	0- 0	0- 4	CONFERENCE	4- 2	2- 4
2- 6	0- 0	0- 2	HOME	2- 2	0- 2
3- 3	0- 0	0- 1	AWAY	1- 0	2- 2
1- 1	0- 0	0- 1	NEUTRAL	1- 0	0- 0

RPI	S	Opponent	Score
14	A	Illinois	49 75
18	N	Michigan St.	67 72
29	A	Southern Ill.	42 67
46	A	Utah St.	44 76

RPI	S	Opponent	Score
55	A	Western Ky.	70 74
55	H	Western Ky.	73 74
66	H	South Ala.	58 65
66	N	South Ala.	53 78

RPI	S	Opponent	Score
114	A	Middle Tenn.	68 66
114	H	Middle Tenn.	58 68
140	H	La.-Lafayette	59 69
173	H	Denver	62 52
200	H	North Texas	69 60
200	N	North Texas	72 55

RPI	S	Opponent	Score
210	N	Idaho St.	73 72
229	A	Arkansas St.	66 78
229	H	Arkansas St.	70 74
235	A	Appalachian St.	65 75
235	H	Appalachian St.	78 63
241	A	Troy	73 66
252	A	New Orleans	60 69
256	H	Bowling Green	68 60
277	A	Florida Int'l	55 53
277	H	Florida Int'l	55 58
292	H	Ark.-Pine Bluff	72 54
298	H	Navy	61 57
328	H	Texas St.	73 54
333	H	Savannah St.	81 53

LAST 10 Division I GAMES:

66	N	South Ala.	53 78	55	H	Western Ky.	73 74
200	N	North Texas	72 55	333	H	Savannah St.	81 53
140	H	La.-Lafayette	59 69	277	H	Florida Int'l	55 58
252	A	New Orleans	60 69	241	A	Troy	73 66
114	H	Middle Tenn.	58 68	66	H	South Ala.	58 65

Average RPI Win:	294	WON-LOST	WINNING	LAST 10	STRENGTH OF	OPP. STRENGTH	TEAM	CONF.
Average RPI Loss:	215	RECORD	PCT. RANK	GAMES	SCHEDULE	OF SCHEDULE	RPI	RPI

DIV. I ONLY	11- 16	231	6- 4	328	332	292	31
DIV. I NON-CONF.	1- 5	296	0- 0	290	112	314	31

TOTALS	RPI 1-50	RPI 51-100	W-L RECORDS	RPI 101-200	RPI 201+
11- 16	0- 2	0- 0	OVERALL	0- 3	11- 11
4- 5	0- 0	0- 0	HOME	0- 1	4- 4
5- 10	0- 2	0- 0	AWAY	0- 1	5- 7
2- 1	0- 0	0- 0	NEUTRAL	0- 1	2- 0
1- 5	0- 2	0- 0	NON-CONFERENCE	0- 0	1- 3
0- 0	0- 0	0- 0	HOME	0- 0	0- 0
1- 5	0- 2	0- 0	AWAY	0- 0	1- 3
0- 0	0- 0	0- 0	NEUTRAL	0- 0	0- 0
10- 11	0- 0	0- 0	CONFERENCE	0- 3	10- 8
4- 5	0- 0	0- 0	HOME	0- 1	4- 4
4- 5	0- 0	0- 0	AWAY	0- 1	4- 4
2- 1	0- 0	0- 0	NEUTRAL	0- 1	2- 0

RPI	S	Opponent	Score
39	A	Creighton	55 87
50	A	Air Force	44 63

RPI	S	Opponent	Score
-----	---	----------	-------

RPI	S	Opponent	Score
132	A	Southern U.	68 71
132	H	Southern U.	58 60
132	N	Southern U.	44 57

RPI	S	Opponent	Score
216	A	Ark. -Little Rock	54 72
229	A	Arkansas St.	60 69
247	A	Jackson St.	68 73
247	H	Jackson St.	57 62
258	A	Alabama A&M	65 74
258	H	Alabama A&M	70 68
258	N	Alabama A&M	64 54
272	A	Alabama St.	52 49
272	H	Alabama St.	46 60
282	A	Grambling	78 68
282	H	Grambling	64 66
282	N	Grambling	61 49
287	A	TCU	53 70
297	A	Mississippi Val.	62 68
297	H	Mississippi Val.	68 57
302	A	Alcorn St.	66 62
302	H	Alcorn St.	74 48
307	A	Texas Southern	53 65
307	H	Texas Southern	64 65
308	A	Duquesne	64 56
334	A	Prairie View	77 54
334	H	Prairie View	67 54

LAST 10 Division I GAMES:

132	N	Southern U.	44 57	282	A	Grambling	78 68
282	N	Grambling	61 49	307	H	Texas Southern	64 65
258	N	Alabama A&M	64 54	334	H	Prairie View	67 54
297	H	Mississippi Val.	68 57	302	A	Alcorn St.	66 62
247	A	Jackson St.	68 73	132	A	Southern U.	68 71

Average RPI Win: 140
Average RPI Loss: 50

WON-LOST
RECORD

WINNING
PCT. RANK

LAST 10
GAMES

STRENGTH OF
SCHEDULE

OPP. STRENGTH
OF SCHEDULE

TEAM
RPI

CONF.
RPI

DIV. I ONLY	22- 9	43	7- 3	86	19	45	4
DIV. I NON-CONF.	11- 2	25	0- 1	232	56	65	3

TOTALS	RPI 1-50	RPI 51-100	W-L RECORDS	RPI 101-200	RPI 201+
22- 9	4- 7	3- 1	OVERALL	10- 2	5- 0
15- 1	2- 1	3- 0	HOME	6- 0	4- 0
3- 5	1- 2	0- 1	AWAY	2- 2	0- 0
4- 4	1- 4	0- 0	NEUTRAL	2- 0	1- 0
11- 2	2- 3	0- 0	NON-CONFERENCE	4- 0	5- 0
8- 0	1- 0	0- 0	HOME	3- 0	4- 0
0- 0	0- 0	0- 0	AWAY	0- 0	0- 0
3- 3	1- 3	0- 0	NEUTRAL	1- 0	1- 0
11- 7	2- 4	3- 1	CONFERENCE	6- 2	0- 0
7- 1	1- 1	3- 0	HOME	3- 0	0- 0
3- 5	1- 2	0- 1	AWAY	2- 2	0- 0
1- 1	0- 1	0- 0	NEUTRAL	1- 0	0- 0

RPI S Opponent Score Team's RPI: 45

3	N	Connecticut	68	77
6	A	Tennessee	73	69
13	A	LSU	77	78
13	H	LSU	58	63
15	H	Florida	85	81
15	N	Florida	71	74
20	N	Kansas	65	64
21	H	Missouri St.	79	75
41	A	Kentucky	76	78
42	N	Bucknell	55	59
49	N	Maryland	62	75

RPI S Opponent Score

57	A	Alabama	75	78
57	H	Alabama	65	63
62	H	South Carolina	73	59
72	H	Vanderbilt	78	66

RPI S Opponent Score

109	A	Georgia	74	57
109	N	Georgia	80	67
113	A	Mississippi St.	67	69
113	H	Mississippi St.	80	70
116	A	Auburn	68	52
116	H	Auburn	84	64
136	N	Texas Tech	78	65
139	H	Missouri	66	63
156	A	Mississippi	70	73
156	H	Mississippi	71	58
193	H	Radford	75	55
196	H	Portland St.	107	69

RPI S Opponent Score

218	N	Rice	80	61
246	H	Southern Miss.	77	35
317	H	Western Ill.	83	54
328	H	Texas St.	73	67
330	H	Tex.-Pan American	66	38

LAST 10 Division I GAMES:

42	N	Bucknell	55	59
15	N	Florida	71	74
109	N	Georgia	80	67
109	A	Georgia	74	57
113	H	Mississippi St.	80	70
6	A	Tennessee	73	69
57	H	Alabama	65	63
15	H	Florida	85	81
156	A	Mississippi	70	73
116	H	Auburn	84	64

Non-Div I Games:

Arkansas

Loss, Non-Conf, S Site, H Home A Away N Neutral

Average RPI Win:	235	WON-LOST	WINNING	LAST 10	STRENGTH OF	OPP. STRENGTH	TEAM	CONF.
Average RPI Loss:	129	RECORD	PCT. RANK	GAMES	SCHEDULE	OF SCHEDULE	RPI	RPI

DIV. I ONLY	10- 18	258	4- 6	164	173	229	18
DIV. I NON-CONF.	3- 10	277	0- 1	151	185	270	16

TOTALS	RPI 1-50	RPI 51-100	W-L RECORDS	RPI 101-200	RPI 201+
10- 18	0- 2	0- 5	OVERALL	2- 8	8- 3
6- 5	0- 1	0- 1	HOME	2- 3	4- 0
2- 12	0- 1	0- 4	AWAY	0- 5	2- 2
2- 1	0- 0	0- 0	NEUTRAL	0- 0	2- 1
3- 10	0- 2	0- 2	NON-CONFERENCE	0- 5	3- 1
1- 3	0- 1	0- 0	HOME	0- 2	1- 0
0- 7	0- 1	0- 2	AWAY	0- 3	0- 1
2- 0	0- 0	0- 0	NEUTRAL	0- 0	2- 0
7- 8	0- 0	0- 3	CONFERENCE	2- 3	5- 2
5- 2	0- 0	0- 1	HOME	2- 1	3- 0
2- 5	0- 0	0- 2	AWAY	0- 2	2- 1
0- 1	0- 0	0- 0	NEUTRAL	0- 0	0- 1

RPI 1-50				RPI 51-100				RPI 101-200				RPI 201+				Team's RPI: 229	
RPI	S	Opponent	Score	RPI	S	Opponent	Score	RPI	S	Opponent	Score	RPI	S	Opponent	Score		
21	A	Missouri St.	55 84	55	A	Western Ky.	63 87	113	A	Mississippi St.	63 68	205	N	Richmond	56 37		
21	H	Missouri St.	80 97	55	H	Western Ky.	70 72	114	A	Middle Tenn.	68 77	216	A	Ark.-Little Rock	74 70		
				66	A	South Ala.	69 78	114	H	Middle Tenn.	75 74	216	H	Ark.-Little Rock	78 66		
				71	A	Louisville	55 67	140	A	La.-Lafayette	65 71	224	A	Tenn.-Martin	77 80		
				89	A	Oklahoma St.	64 84	155	A	Austin Peay	71 92	241	H	Troy	91 68		
								156	A	Mississippi	78 85	241	N	Troy	83 107		
								159	H	Ga. Southern	71 82	252	A	New Orleans	58 62		
								173	H	Denver	72 61	277	A	Florida Int'l	81 71		
								192	H	Lamar	81 91	277	H	Florida Int'l	85 84		
								200	H	North Texas	79 82	292	H	Ark.-Pine Bluff	69 60		
												334	N	Prairie View	82 69		
LAST 10 Division I GAMES:																	
				241	N	Troy	83 107	277	H	Florida Int'l	85 84						
				252	A	New Orleans	58 62	66	A	South Ala.	69 78						
				140	A	La.-Lafayette	65 71	241	H	Troy	91 68						
				155	A	Austin Peay	71 92	216	H	Ark.-Little Rock	78 66						
				114	H	Middle Tenn.	75 74	200	H	North Texas	79 82						

Non-Div I Games: Mo.-Rolla

85 56

Freed-Hardeman 91 77

Arkansas St.

■ Loss,
 ■ Non-Conf,
 ■ S Site,
 ■ Home
 ■ Away
 ■ N Neutral

Average RPI Win: 302
Average RPI Loss: 192

WON-LOST
RECORD

WINNING
PCT. RANK

LAST 10
GAMES

STRENGTH OF
SCHEDULE

OPP. STRENGTH
OF SCHEDULE

TEAM
RPI

CONF.
RPI

DIV. I ONLY	3- 22	322	0- 10	288	260	322	21
DIV. I NON-CONF.	2- 8	285	0- 0	324	313	327	19

TOTALS	RPI 1-50	RPI 51-100	W-L RECORDS	RPI 101-200	RPI 201+
3- 22	0- 4	0- 1	OVERALL	0- 4	3- 13
0- 11	0- 1	0- 0	HOME	0- 2	0- 8
3- 11	0- 3	0- 1	AWAY	0- 2	3- 5
0- 0	0- 0	0- 0	NEUTRAL	0- 0	0- 0
2- 8	0- 1	0- 1	NON-CONFERENCE	0- 0	2- 6
0- 4	0- 0	0- 0	HOME	0- 0	0- 4
2- 4	0- 1	0- 1	AWAY	0- 0	2- 2
0- 0	0- 0	0- 0	NEUTRAL	0- 0	0- 0
1- 14	0- 3	0- 0	CONFERENCE	0- 4	1- 7
0- 7	0- 1	0- 0	HOME	0- 2	0- 4
1- 7	0- 2	0- 0	AWAY	0- 2	1- 3
0- 0	0- 0	0- 0	NEUTRAL	0- 0	0- 0

RPI	S	Opponent	Score
3	A	Connecticut	54 68
42	A	Bucknell I	47 70
42	A	Bucknell I	47 59
42	H	Bucknell I	54 67

RPI	S	Opponent	Score
74	A	Temple	37 69

RPI	S	Opponent	Score
111	A	Holy Cross	38 88
111	H	Holy Cross	46 84
150	A	Lehigh	60 63
150	H	Lehigh	44 69

RPI	S	Opponent	Score
206	A	American	63 65
206	H	American	55 68
207	A	Cornell	39 74
261	A	Lafayette	64 73
261	H	Lafayette	61 82
262	A	Sacred Heart	62 76
273	H	Brown	57 59
286	A	Colgate	41 60
286	H	Colgate	58 71
289	A	Columbia	67 66
298	A	Navy	80 73
298	H	Navy	62 67
311	H	Dartmouth	42 55
318	A	VMI	53 49
318	H	VMI	63 72
320	H	Citadel	68 70

LAST 10 Division I GAMES:

42	A	Bucknell I	47 59	111	A	Holy Cross	38 88
42	A	Bucknell I	47 70	298	H	Navy	62 67
261	A	Lafayette	64 73	42	H	Bucknell I	54 67
206	H	American	55 68	286	A	Colgate	41 60
150	H	Lehigh	44 69	261	H	Lafayette	61 82

Non-Div I Games: Maritime (N.Y.) 53 36

Polytechnic (N.Y.) 37

Army

Loss, Non-Conf, S Site, H Home A Away N Neutral

Average RPI Win: 150
Average RPI Loss: 51

WON-LOST
RECORD

WINNING
PCT. RANK

LAST 10
GAMES

STRENGTH OF
SCHEDULE

OPP. STRENGTH
OF SCHEDULE

TEAM
RPI

CONF.
RPI

DIV. I ONLY	12- 16	215	3- 7	17	44	116	4
DIV. I NON-CONF.	8- 3	73	0- 0	28	183	29	3

TOTALS	RPI 1-50	RPI 51-100	W-L RECORDS	RPI 101-200	RPI 201+
12- 16	0- 9	2- 5	OVERALL	8- 2	2- 0
11- 5	0- 3	2- 2	HOME	7- 0	2- 0
1- 11	0- 6	0- 3	AWAY	1- 2	0- 0
0- 0	0- 0	0- 0	NEUTRAL	0- 0	0- 0
8- 3	0- 2	2- 0	NON-CONFERENCE	4- 1	2- 0
8- 0	0- 0	2- 0	HOME	4- 0	2- 0
0- 3	0- 2	0- 0	AWAY	0- 1	0- 0
0- 0	0- 0	0- 0	NEUTRAL	0- 0	0- 0
4- 13	0- 7	0- 5	CONFERENCE	4- 1	0- 0
3- 5	0- 3	0- 2	HOME	3- 0	0- 0
1- 8	0- 4	0- 3	AWAY	1- 1	0- 0
0- 0	0- 0	0- 0	NEUTRAL	0- 0	0- 0

RPI S Opponent Score

6	A	Tennessee	89	105
11	A	Pittsburgh	41	78
13	A	LSU	69	84
13	H	LSU	61	65
15	A	Florida	57	69
41	H	Kentucky	62	71
44	A	Texas A&M	67	72
45	A	Arkansas	64	84
45	H	Arkansas	52	68

RPI S Opponent Score

57	A	Alabama	61	71
57	H	Alabama	52	56
62	H	South Carolina	63	67
72	A	Vanderbilt	50	74
72	A	Vanderbilt	71	76
73	H	Winthrop	64	62
74	H	Temple	73	42

RPI S Opponent Score

109	H	Georgia	66	65
113	A	Mississippi St.	53	71
113	H	Mississippi St.	75	71
143	H	Lipscomb	69	54
151	A	Colorado St.	67	77
156	A	Mississippi	58	54
156	H	Mississippi	58	50
157	H	Gardner-Webb	70	43
181	H	Jacksonville St.	87	83
189	H	Southeastern La.	66	51

RPI S Opponent Score

204	H	McNeese St.	91	76
246	H	Southern Miss.	80	57

LAST 10 Division I GAMES:

72	A	Vanderbilt	71	76
62	H	South Carolina	63	67
57	A	Alabama	61	71
156	A	Mississippi	58	54
113	H	Mississippi St.	75	71
13	H	LSU	61	65
6	A	Tennessee	89	105
45	A	Arkansas	64	84
156	H	Mississippi	58	50
113	A	Mississippi St.	53	71

Auburn

Auburn

Non-Div I Games:

Auburn

Loss, Non-Conf, S Site, H Home A Away N Neutral

Average RPI Win: 235
Average RPI Loss: 128

WON-LOST
RECORD

WINNING
PCT. RANK

LAST 10
GAMES

STRENGTH OF
SCHEDULE

OPP. STRENGTH
OF SCHEDULE

TEAM
RPI

CONF.
RPI

DIV. I ONLY	17- 14	128	6- 4	212	226	155	20
DIV. I NON-CONF.	6- 4	113	1- 0	105	158	104	20

TOTALS	RPI 1-50	RPI 51-100	W-L RECORDS	RPI 101-200	RPI 201+
17- 14	0- 1	0- 4	OVERALL	6- 7	11- 2
11- 2	0- 0	0- 1	HOME	4- 1	7- 0
4- 12	0- 1	0- 3	AWAY	1- 6	3- 2
2- 0	0- 0	0- 0	NEUTRAL	1- 0	1- 0
6- 4	0- 1	0- 2	NON-CONFERENCE	3- 1	3- 0
3- 0	0- 0	0- 0	HOME	1- 0	2- 0
1- 4	0- 1	0- 2	AWAY	1- 1	0- 0
2- 0	0- 0	0- 0	NEUTRAL	1- 0	1- 0
11- 10	0- 0	0- 2	CONFERENCE	3- 6	8- 2
8- 2	0- 0	0- 1	HOME	3- 1	5- 0
3- 8	0- 0	0- 1	AWAY	0- 5	3- 2
0- 0	0- 0	0- 0	NEUTRAL	0- 0	0- 0

RPI S	Opponent	Score
48 A	Kent St.	67 94

RPI S	Opponent	Score
55 A	Western Ky.	54 83
65 A	Murray St.	56 67
65 H	Murray St.	68 69
75 A	Rutgers	46 66

RPI S	Opponent	Score
107 A	Samford	68 84
107 H	Samford	74 68
114 A	Middle Tenn.	83 67
123 N	Delaware St.	57 51
135 A	Tennessee Tech	61 78
135 A	Tennessee Tech	74 78
135 H	Tennessee Tech	75 79
169 A	Chattanooga	67 77
181 A	Jacksonville St.	86 91
181 H	Jacksonville St.	95 82
191 H	Evansville	74 71
194 A	Eastern Ky.	73 76
194 H	Eastern Ky.	79 63

RPI S	Opponent	Score
208 A	Tennessee St.	58 80
208 H	Tennessee St.	70 63
224 A	Tenn.-Martin	75 84
224 H	Tenn.-Martin	96 88
225 H	East Tenn. St.	84 71
229 H	Arkansas St.	92 71
307 N	Texas Southern	82 70
309 A	Eastern Ill.	70 61
309 H	Eastern Ill.	62 56
313 A	Southeast Mo. St.	63 56
313 H	Southeast Mo. St.	73 62
321 A	Morehead St.	80 48
321 H	Morehead St.	66 55

LAST 10 Division I GAMES:

135 A	Tennessee Tech	74 78	107 H	Samford	74 68
321 A	Morehead St.	80 48	309 A	Eastern Ill.	70 61
194 A	Eastern Ky.	73 76	208 H	Tennessee St.	70 63
229 H	Arkansas St.	92 71	65 H	Murray St.	68 69
208 A	Tennessee St.	58 80	313 H	Southeast Mo. St.	73 62

Austin Peay

Austin Peay

Non-Div I Games:

Austin Peay

Loss, Non-Conf, S Site, H Home A Away N Neutral

Average RPI Win: 226		WON-LOST	WINNING	LAST 10	STRENGTH OF	OPP. STRENGTH	TEAM	CONF.
Average RPI Loss: 131		RECORD	PCT. RANK	GAMES	SCHEDULE	OF SCHEDULE	RPI	RPI
DIV. I ONLY	8- 18	275	3- 7	176	182	254	16	
DIV. I NON-CONF.	2- 5	255	0- 1	122	109	226	17	
TOTALS	RPI 1-50	RPI 51-100	W-L RECORDS	RPI 101-200	RPI 201+			
8- 18	0- 2	0- 5	OVERALL	4- 9	4- 2			
4- 8	0- 1	0- 3	HOME	2- 2	2- 2			
4- 10	0- 1	0- 2	AWAY	2- 7	2- 0			
0- 0	0- 0	0- 0	NEUTRAL	0- 0	0- 0			
2- 5	0- 1	0- 1	NON-CONFERENCE	2- 2	0- 1			
0- 3	0- 1	0- 1	HOME	0- 0	0- 1			
2- 2	0- 0	0- 0	AWAY	2- 2	0- 0			
0- 0	0- 0	0- 0	NEUTRAL	0- 0	0- 0			
6- 13	0- 1	0- 4	CONFERENCE	2- 7	4- 1			
4- 5	0- 0	0- 2	HOME	2- 2	2- 1			
2- 8	0- 1	0- 2	AWAY	0- 5	2- 0			
0- 0	0- 0	0- 0	NEUTRAL	0- 0	0- 0			
RPI S Opponent	RPI 1-50 Score	RPI S Opponent	RPI 51-100 Score	RPI S Opponent	RPI 101-200 Score	RPI S Opponent	RPI 201+ Team's RPI: 254 Score	
34 H Indiana	56 80	70 H Akron	62 66	127 A Northern Ill.	67 73	208 H Tennessee St.	69 70	
48 A Kent St.	71 84	82 H Butler	53 64	127 H Northern Ill.	73 78	256 H Bowling Green	62 61	
		84 A Miami (Ohio)	63 67	129 A Drexel	51 56	306 A Eastern Mich.	89 77	
		84 H Miami (Ohio)	55 59	130 A Buffalo	64 75	306 H Eastern Mich.	43 56	
		99 A Ohio	60 71	130 A Buffalo	72 80	315 A Central Mich.	63 60	
				130 H Buffalo	67 60	315 H Central Mich.	68 41	
				148 A Toledo	54 81			
				148 H Toledo	69 56			
				158 A IUPUI	53 50			
				163 A Indiana St.	56 57			
				179 A Wright St.	71 50			
				195 A Western Mich.	59 68			
				195 H Western Mich.	56 62			
LAST 10 Division I GAMES:								
130 A Buffalo	72 80	208 H Tennessee St.	69 70					
306 A Eastern Mich.	89 77	315 A Central Mich.	63 60					
127 H Northern Ill.	73 78	84 A Miami (Ohio)	63 67					
148 A Toledo	54 81	130 H Buffalo	67 60					
195 H Western Mich.	56 62	306 H Eastern Mich.	43 56					

Non-Div I Games: Anderson (Ind.) 75 47 Oakland City 78 72

Ball St.

Loss, Non-Conf, S Site, H Home A Away N Neutral

Ball St.

Ball St.

Average RPI Win: 120
Average RPI Loss: 53

WON-LOST
RECORD

WINNING
PCT. RANK

LAST 10
GAMES

STRENGTH OF
SCHEDULE

OPP. STRENGTH
OF SCHEDULE

TEAM
RPI

CONF.
RPI

DIV. I ONLY	4- 13	303	3- 7	4	3	167	5
DIV. I NON-CONF.	0- 0	323	0- 0	334	334	334	8

TOTALS	RPI 1-50	RPI 51-100	W-L RECORDS	RPI 101-200	RPI 201+
4- 13	0- 7	1- 5	OVERALL	3- 1	0- 0
4- 4	0- 3	1- 1	HOME	3- 0	0- 0
0- 8	0- 4	0- 3	AWAY	0- 1	0- 0
0- 1	0- 0	0- 1	NEUTRAL	0- 0	0- 0
0- 0	0- 0	0- 0	NON-CONFERENCE	0- 0	0- 0
0- 0	0- 0	0- 0	HOME	0- 0	0- 0
0- 0	0- 0	0- 0	AWAY	0- 0	0- 0
0- 0	0- 0	0- 0	NEUTRAL	0- 0	0- 0
4- 13	0- 7	1- 5	CONFERENCE	3- 1	0- 0
4- 4	0- 3	1- 1	HOME	3- 0	0- 0
0- 8	0- 4	0- 3	AWAY	0- 1	0- 0
0- 1	0- 0	0- 1	NEUTRAL	0- 0	0- 0

RPI	S	Opponent	Score
8	A	Texas	63 90
8	H	Texas	47 66
16	A	Okl ahoma	52 80
16	H	Okl ahoma	52 82
20	A	Kansas	61 76
44	A	Texas A&M	70 72
44	H	Texas A&M	60 64

RPI	S	Opponent	Score
59	A	Col orado	48 81
59	N	Col orado	61 65
89	A	Okl ahoma St.	76 79
89	H	Okl ahoma St.	48 66
93	H	Iowa St.	91 73
96	A	Nebraska	45 60

RPI	S	Opponent	Score
110	H	Kansas St.	72 70
136	A	Texas Tech	61 79
136	H	Texas Tech	77 66
139	H	Mi ssouri	90 64

RPI	S	Opponent	Score
167		Team's RPI	167

LAST 10 Div sion I GAMES:

59	N	Col orado	61 65	44	H	Texas A&M	60 64
89	A	Okl ahoma St.	76 79	8	A	Texas	63 90
136	H	Texas Tech	77 66	16	A	Okl ahoma	52 80
93	H	Iowa St.	91 73	139	H	Mi ssouri	90 64
20	A	Kansas	61 76	96	A	Nebraska	45 60

Bayl or

Bayl or

Non-Div I Games:

Bayl or

Loss, Non-Conf, S Site, H Home A Away N Neutral

Average RPI Win: 258
Average RPI Loss: 123

WON-LOST
RECORD

WINNING
PCT. RANK

LAST 10
GAMES

STRENGTH OF
SCHEDULE

OPP. STRENGTH
OF SCHEDULE

TEAM
RPI

CONF.
RPI

DIV. I ONLY	20- 10	60	8- 2	211	306	115	27
DIV. I NON-CONF.	5- 6	178	2- 1	207	195	189	30

TOTALS	RPI 1-50	RPI 51-100	W-L RECORDS	RPI 101-200	RPI 201+
20- 10	0- 3	0- 0	OVERALL	4- 6	16- 2
10- 2	0- 0	0- 0	HOME	2- 2	8- 0
7- 8	0- 2	0- 0	AWAY	1- 4	6- 2
3- 1	0- 1	0- 0	NEUTRAL	1- 0	2- 0
5- 6	0- 3	0- 0	NON-CONFERENCE	2- 3	3- 1
3- 1	0- 0	0- 0	HOME	1- 1	2- 0
2- 5	0- 2	0- 0	AWAY	1- 2	1- 1
0- 1	0- 1	0- 0	NEUTRAL	0- 0	0- 0
15- 4	0- 0	0- 0	CONFERENCE	2- 3	13- 1
7- 1	0- 0	0- 0	HOME	1- 1	6- 0
5- 3	0- 0	0- 0	AWAY	0- 2	5- 1
3- 0	0- 0	0- 0	NEUTRAL	1- 0	2- 0

RPI S	Opponent	Score
5 A	Ohio St.	75 85
10 N	UCLA	44 78
16 A	Oklahoma	59 81

RPI S	Opponent	Score
-------	----------	-------

RPI S	Opponent	Score
110 A	Kansas St.	62 66
114 H	Middle Tenn.	75 87
143 A	Lipscomb	85 97
143 H	Lipscomb	81 65
143 N	Lipscomb	74 69
157 A	Gardner-Webb	66 74
157 H	Gardner-Webb	67 69
169 A	Chattanooga	93 79
179 A	Wright St.	79 87
179 H	Wright St.	86 80

RPI S	Opponent	Score
212 A	Fla. Atlantic	59 66
212 H	Fla. Atlantic	92 82
225 A	East Tenn. St.	88 85
225 H	East Tenn. St.	99 78
249 A	Kennesaw St.	87 91
249 H	Kennesaw St.	83 64
267 A	Stetson	75 68
267 H	Stetson	87 79
267 N	Stetson	72 59
293 A	Campbell	103 99
293 H	Campbell	102 91
293 N	Campbell	90 76
305 A	Mercer	78 72
305 H	Mercer	96 60
331 A	Jacksonville	91 78
331 H	Jacksonville	83 65
332 A	North Fla.	78 72
332 H	North Fla.	90 54

LAST 10 Division I GAMES:

10 N	UCLA	44 78
143 N	Lipscomb	74 69
267 N	Stetson	72 59
293 N	Campbell	90 76
225 H	East Tenn. St.	99 78
249 H	Kennesaw St.	83 64
293 A	Campbell	103 99
157 A	Gardner-Webb	66 74
332 H	North Fla.	90 54
331 H	Jacksonville	83 65

Belmont

Belmont

Non-Div I Games:

Belmont

Loss, Non-Conf, S Site, H Home A Away N Neutral

Average RPI Win:	280	WON-LOST	WINNING	LAST 10	STRENGTH OF	OPP. STRENGTH	TEAM	CONF.
Average RPI Loss:	189	RECORD	PCT. RANK	GAMES	SCHEDULE	OF SCHEDULE	RPI	RPI

DIV. I ONLY	15- 15	161	6- 4	332	294	275	30
DIV. I NON-CONF.	4- 7	217	0- 0	318	66	291	29

TOTALS	RPI 1-50	RPI 51-100	W-L RECORDS	RPI 101-200	RPI 201+
15- 15	0- 2	0- 1	OVERALL	1- 5	14- 7
8- 3	0- 0	0- 0	HOME	1- 1	7- 2
5- 11	0- 2	0- 1	AWAY	0- 4	5- 4
2- 1	0- 0	0- 0	NEUTRAL	0- 0	2- 1
4- 7	0- 2	0- 1	NON-CONFERENCE	0- 4	4- 0
1- 1	0- 0	0- 0	HOME	0- 1	1- 0
2- 6	0- 2	0- 1	AWAY	0- 3	2- 0
1- 0	0- 0	0- 0	NEUTRAL	0- 0	1- 0
11- 8	0- 0	0- 0	CONFERENCE	1- 1	10- 7
7- 2	0- 0	0- 0	HOME	1- 0	6- 2
3- 5	0- 0	0- 0	AWAY	0- 1	3- 4
1- 1	0- 0	0- 0	NEUTRAL	0- 0	1- 1

RPI S	Opponent	Score
15	A Florida	58 88
17	A Syracuse	37 68

RPI S	Opponent	Score
77	A Clemson	55 84

RPI S	Opponent	Score
110	A Kansas St.	61 74
123	A Delaware St.	58 68
123	H Delaware St.	72 71
160	A Georgia Tech	46 73
190	A UCF	48 61
196	H Portland St.	62 79

RPI S	Opponent	Score
215	A Coppin St.	63 62
215	H Coppin St.	65 75
222	H South Carolina St.	76 75
222	N South Carolina St.	81 71
236	A South Fla.	75 68
251	A Norfolk St.	66 80
253	A Florida A&M	54 67
253	H Florida A&M	84 71
284	H Hampton	62 78
284	N Hampton	55 57
319	A Md. -East. Shore	69 66
319	H Md. -East. Shore	86 82
323	N St. Francis (Pa.)	63 52
324	A N. C. A&T	67 69
324	H N. C. A&T	69 55
326	A Howard	72 57
326	H Howard	67 64
329	A Morgan St.	78 81
329	H Morgan St.	58 41
333	A Savannah St.	74 62
333	H Savannah St.	81 58

LAST 10 Division I GAMES:

284	N Hampton	55 57	326	A Howard	72 57
253	A Florida A&M	54 67	222	H South Carolina St.	76 75
251	A Norfolk St.	66 80	324	H N. C. A&T	69 55
123	H Delaware St.	72 71	329	A Morgan St.	78 81
319	A Md. -East. Shore	69 66	215	A Coppin St.	63 62

Non-Div I Games:

Bethune-Cookman

Loss,
Non-Conf, S Site,
H Home
A Away
N Neutral

Average RPI Win: 261		WON-LOST	WINNING	LAST 10	STRENGTH OF	OPP. STRENGTH	TEAM	CONF.
Average RPI Loss: 165		RECORD	PCT. RANK	GAMES	SCHEDULE	OF SCHEDULE	RPI	RPI
DIV. I ONLY	16- 13	125	7- 3	253	285	187	28	
DIV. I NON-CONF.	3- 8	260	0- 0	144	270	260	25	
TOTALS	RPI 1-50	RPI 51-100	W-L RECORDS	RPI 101-200	RPI 201+			
16- 13	0- 3	0- 0	OVERALL	0- 4	16- 6			
8- 6	0- 0	0- 0	HOME	0- 2	8- 4			
7- 7	0- 3	0- 0	AWAY	0- 2	7- 2			
1- 0	0- 0	0- 0	NEUTRAL	0- 0	1- 0			
3- 8	0- 3	0- 0	NON-CONFERENCE	0- 2	3- 3			
1- 3	0- 0	0- 0	HOME	0- 1	1- 2			
1- 5	0- 3	0- 0	AWAY	0- 1	1- 1			
1- 0	0- 0	0- 0	NEUTRAL	0- 0	1- 0			
13- 5	0- 0	0- 0	CONFERENCE	0- 2	13- 3			
7- 3	0- 0	0- 0	HOME	0- 1	7- 2			
6- 2	0- 0	0- 0	AWAY	0- 1	6- 1			
0- 0	0- 0	0- 0	NEUTRAL	0- 0	0- 0			
RPI S Opponent	RPI 1-50 Score	RPI S Opponent	Score	RPI S Opponent	Team's RPI: 187 Score	RPI S Opponent	Score	
16 A Oklahoma	60 88			119 A Albany (N.Y.)	65 70	202 H Niagara	56 71	
30 A Hofstra	55 69			119 H Albany (N.Y.)	51 52	209 A Boston U.	48 47	
46 A Utah St.	47 81			165 A Central Conn. St.	68 72	209 H Boston U.	74 51	
				165 H Central Conn. St.	66 69	210 N Idaho St.	59 46	
						211 A Vermont	67 62	
						211 H Vermont	61 60	
						211 H Vermont	59 66	
						230 A Mt. St. Mary's	53 62	
						250 A New Hampshire	62 49	
						250 H New Hampshire	57 46	
						270 A Hartford	57 55	
						270 H Hartford	46 52	
						271 A St. Francis (N.Y.)	64 56	
						273 H Brown	61 71	
						281 A Maine	71 53	
						281 H Maine	84 56	
						281 H Maine	71 62	
						295 A UMBC	74 78	
						295 H UMBC	66 63	
						310 A Stony Brook	76 58	
						310 H Stony Brook	63 54	
						332 H North Fla.	71 64	
LAST 10 Division I Games:								
211 H Vermont	59 66	209 H Boston U.	74 51					
281 H Maine	71 62	310 A Stony Brook	76 58					
211 A Vermont	67 62	250 H New Hampshire	57 46					
295 H UMBC	66 63	281 H Maine	84 56					
270 H Hartford	46 52	295 A UMBC	74 78					

Non-Div I Games:

Binghamton

Binghamton

Binghamton

Average RPI Win: 248				WON-LOST RECORD		WINNING PCT. RANK		LAST 10 GAMES		STRENGTH OF SCHEDULE		OPP. STRENGTH OF SCHEDULE		TEAM RPI		CONF. RPI	
Average RPI Loss: 146																	
DIV. I ONLY				17- 9		72		6- 4		316		235		161		19	
DIV. I NON-CONF.				5- 4		133		0- 0		322		224		243		24	
TOTALS				RPI 1-50		RPI 51-100		W-L RECORDS		RPI 101-200				RPI 201+			
17- 9				0- 0		0- 4		OVERALL		5- 3				12- 2			
9- 2				0- 0		0- 1		HOME		3- 0				6- 1			
6- 7				0- 0		0- 3		AWAY		2- 3				4- 1			
2- 0				0- 0		0- 0		NEUTRAL		0- 0				2- 0			
5- 4				0- 0		0- 2		NON-CONFERENCE		1- 1				4- 1			
2- 0				0- 0		0- 0		HOME		0- 0				2- 0			
1- 4				0- 0		0- 2		AWAY		1- 1				0- 1			
2- 0				0- 0		0- 0		NEUTRAL		0- 0				2- 0			
12- 5				0- 0		0- 2		CONFERENCE		4- 2				8- 1			
7- 2				0- 0		0- 1		HOME		3- 0				4- 1			
5- 3				0- 0		0- 1		AWAY		1- 2				4- 0			
0- 0				0- 0		0- 0		NEUTRAL		0- 0				0- 0			
RPI 1-50						RPI 51-100				RPI 101-200		Team's RPI: 161		RPI 201+			
RPI	S	Opponent	Score	RPI	S	Opponent	Score	RPI	S	Opponent	Score	RPI	S	Opponent	Score		
				57	A	Al abama	57 61	121	A	Coastal Caro.	59 69	226	A	Charleston So.	62 46		
				73	A	Winthrop	43 84	121	H	Coastal Caro.	77 64	226	H	Charleston So.	73 61		
				73	H	Winthrop	43 56	164	A	High Point	74 58	226	H	Charleston So.	76 97		
				78	A	Mi ami (Fl a.)	55 82	164	H	High Point	73 69	239	A	UNC Asheville	80 66		
								165	A	Central Conn. St.	67 76	239	H	UNC Asheville	75 61		
								190	A	UCF	58 50	272	H	Al abama St.	69 55		
								193	A	Radford	64 75	273	N	Brown	63 62		
								193	H	Radford	70 57	316	A	Li berty	61 51		
												316	H	Li berty	68 56		
												317	N	Western Ill.	67 54		
												318	A	VMI	74 59		
												318	H	VMI	75 53		
												325	A	Centenary (La.)	70 79		
												325	H	Centenary (La.)	87 79		
LAST 10 Div si on I GAMES:																	
				226	H	Charleston So.	76 97	164	H	High Point	73 69						
				73	H	Winthrop	43 56	193	A	Radford	64 75						
				226	A	Charleston So.	62 46	318	A	VMI	74 59						
				121	A	Coastal Caro.	59 69	239	H	UNC Asheville	75 61						
				316	H	Li berty	68 56	193	H	Radford	70 57						

Average RPI Win: 210
Average RPI Loss: 98

WON-LOST
RECORD

WINNING
PCT. RANK

LAST 10
GAMES

STRENGTH OF
SCHEDULE

OPP. STRENGTH
OF SCHEDULE

TEAM
RPI

CONF.
RPI

DIV. I ONLY
DIV. I NON-CONF.

13- 15
7- 4

184
95

4- 6
1- 0

165
206

107
246

177
131

9
7

TOTALS

RPI 1-50

RPI 51-100

W-L RECORDS

RPI 101-200

RPI 201+

13- 15

0- 4

2- 7

OVERALL

4- 2

7- 2

9- 5

0- 2

2- 2

HOME

3- 0

4- 1

3- 9

0- 2

0- 4

AWAY

0- 2

3- 1

1- 1

0- 0

0- 1

NEUTRAL

1- 0

0- 0

7- 4

0- 0

1- 1

NON-CONFERENCE

3- 1

3- 2

5- 1

0- 0

1- 0

HOME

2- 0

2- 1

1- 3

0- 0

0- 1

AWAY

0- 1

1- 1

1- 0

0- 0

0- 0

NEUTRAL

1- 0

0- 0

6- 11

0- 4

1- 6

CONFERENCE

1- 1

4- 0

4- 4

0- 2

1- 2

HOME

1- 0

2- 0

2- 6

0- 2

0- 3

AWAY

0- 1

2- 0

0- 1

0- 0

0- 1

NEUTRAL

0- 0

0- 0

RPI 1-50

RPI S Opponent

Score

RPI 51-100

RPI S Opponent

Score

RPI 101-200

Team's RPI: 177

RPI S Opponent

Score

RPI 201+

RPI S Opponent

Score

19 A Nevada 67 81
19 H Nevada 79 82
46 A Utah St. 69 75
46 H Utah St. 62 64

61 H Montana 90 69
67 A Brigham Young 77 80
68 A Louisiana Tech 71 81
68 H Louisiana Tech 72 75
68 N Louisiana Tech 64 75
97 A New Mexico St. 68 73
97 H New Mexico St. 73 63
100 A Hawaii 61 72
100 H Hawaii 64 73

124 A Fresno St. 79 81
124 H Fresno St. 66 63
142 H Eastern Wash. 76 72
154 H Sacramento St. 70 61
180 A Arizona St. 49 64
185 N San Francisco 69 58

210 A Idaho St. 79 88
263 A Weber St. 74 66
263 H Weber St. 61 66
269 A San Jose St. 77 75
269 H San Jose St. 68 65
279 H Utah Valley St. 79 62
283 H Cal St. Northridge 82 71
301 A Idaho 82 68
301 H Idaho 85 80

LAST 10 Division I GAMES:

68 N Louisiana Tech 64 75
301 H Idaho 85 80
124 A Fresno St. 79 81
46 H Utah St. 62 64
283 H Cal St. Northridge 82 71
97 A New Mexico St. 68 73
100 H Hawaii 64 73
68 A Louisiana Tech 71 81
124 H Fresno St. 66 63
269 A San Jose St. 77 75

Boise St.

Boise St.

Non-Div I Games: Montana St.-North

Boise St.

Loss, Non-Conf, S Site, H Home A Away N Neutral

Average RPI Win: 137

Average RPI Loss: 45

WON-LOST
RECORDWINNING
PCT. RANKLAST 10
GAMESSTRENGTH OF
SCHEDULEOPP. STRENGTH
OF SCHEDULETEAM
RPICONF.
RPI

DIV. I ONLY

25- 7

20

7- 3

85

23

22

3

DIV. I NON-CONF.

12- 1

8

2- 1

294

118

73

4

TOTALS

RPI 1-50

RPI 51-100

W-L RECORDS

RPI 101-200

RPI 201+

25- 7

3- 5

10- 2

OVERALL

8- 1

6- 0

13- 2

0- 1

4- 1

HOME

4- 0

5- 0

8- 3

1- 1

3- 1

AWAY

3- 1

1- 0

6- 3

2- 3

3- 0

NEUTRAL

1- 0

0- 0

12- 1

0- 2

3- 0

NON-CONFERENCE

5- 0

6- 0

7- 0

0- 0

0- 0

HOME

2- 0

5- 0

3- 0

0- 0

0- 0

AWAY

2- 0

1- 0

4- 2

0- 2

3- 0

NEUTRAL

1- 0

0- 0

13- 6

3- 3

7- 2

CONFERENCE

3- 1

0- 0

6- 2

0- 1

4- 1

HOME

2- 0

0- 0

5- 3

1- 1

3- 1

AWAY

1- 1

0- 0

2- 1

2- 1

0- 0

NEUTRAL

0- 0

0- 0

RPI 1-50

Team's RPI: 22

RPI S Opponent

Score

1	H	Duke	81	83
1	N	Duke	76	78
2	N	Villanova	59	60
12	A	North Carolina	81	74
12	N	North Carolina	85	82
18	N	Michigan St.	70	77
49	A	Maryland	71	73
49	N	Maryland	80	66

RPI 51-100

RPI S Opponent

Score

51	A	North Carolina St.	74	72
51	H	North Carolina St.	60	78
61	N	Montana	69	56
63	H	Florida St.	90	87
77	H	Clemson	67	61
78	A	Miami (Fla.)	65	61
78	H	Miami (Fla.)	65	54
79	A	Virginia	58	72
85	A	Wake Forest	72	66
85	H	Wake Forest	80	65
88	N	Pacific	88	76
89	N	Oklahoma St.	76	68

RPI 101-200

RPI S Opponent

Score

111	A	Holy Cross	63	53
126	H	Massachusetts	91	62
130	H	Buffalo	92	63
146	A	Virginia Tech	74	73
146	H	Virginia Tech	59	57
152	A	Rhode Island	78	56
160	A	Georgia Tech	58	60
160	H	Georgia Tech	66	64
176	N	Drake	87	84

RPI 201+

RPI S Opponent

Score

214	H	Harvard	89	55
262	H	Sacred Heart	77	66
307	H	Texas Southern	80	53
308	A	Duquesne	81	69
310	H	Stony Brook	59	47
311	H	Dartmouth	80	61

LAST 10 Division I GAMES:

2	N	Villanova	59	60
61	N	Montana	69	56
88	N	Pacific	88	76
1	N	Duke	76	78
12	N	North Carolina	85	82
49	N	Maryland	80	66
146	H	Virginia Tech	59	57
85	H	Wake Forest	80	65
51	A	North Carolina St.	74	72
79	A	Virginia	58	72

Non-Div I Games: Shawnee St. 70 51

Boston College

■ Loss,
 ■ Non-Conf,
 ■ S Site,
 ■ H Home
 ■ A Away
 N Neutral

Average RPI Win: 266
Average RPI Loss: 151

WON-LOST
RECORD

WINNING
PCT. RANK

LAST 10
GAMES

STRENGTH OF
SCHEDULE

OPP. STRENGTH
OF SCHEDULE

TEAM
RPI

CONF.
RPI

DIV. I ONLY

12- 16

215

5- 5

204

233

209

28

DIV. I NON-CONF.

3- 8

260

0- 0

64

91

187

25

TOTALS

RPI 1-50

RPI 51-100

W-L RECORDS

RPI 101-200

RPI 201+

12- 16

0- 4

0- 0

OVERALL

0- 7

12- 5

6- 5

0- 1

0- 0

HOME

0- 3

6- 1

5- 9

0- 2

0- 0

AWAY

0- 4

5- 3

1- 2

0- 1

0- 0

NEUTRAL

0- 0

1- 1

3- 8

0- 4

0- 0

NON-CONFERENCE

0- 3

3- 1

1- 2

0- 1

0- 0

HOME

0- 1

1- 0

1- 5

0- 2

0- 0

AWAY

0- 2

1- 1

1- 1

0- 1

0- 0

NEUTRAL

0- 0

1- 0

9- 8

0- 0

0- 0

CONFERENCE

0- 4

9- 4

5- 3

0- 0

0- 0

HOME

0- 2

5- 1

4- 4

0- 0

0- 0

AWAY

0- 2

4- 2

0- 1

0- 0

0- 0

NEUTRAL

0- 0

0- 1

RPI 1-50

RPI	S	Opponent	Score
1	A	Duke	47 64
37	A	George Washington	62 75
42	N	Bucknell	57 63
47	H	Michigan	46 51

RPI 51-100

RPI S Opponent Score

RPI 101-200

RPI	S	Opponent	Score
111	A	Holy Cross	55 57
119	A	Albany (N.Y.)	60 71
119	H	Albany (N.Y.)	47 53
126	A	Massachusetts	45 64
152	H	Rhode Island	38 48
187	A	Binghamton	51 74
187	H	Binghamton	47 48

RPI 201+

Team's RPI: 209

RPI	S	Opponent	Score
211	A	Vermont	69 64
211	H	Vermont	43 41
211	N	Vermont	61 64
214	H	Harvard	72 63
243	A	Rider	64 71
250	A	New Hampshire	54 63
250	H	New Hampshire	67 46
255	A	Canisius	69 56
270	A	Hartford	84 71
270	H	Hartford	54 40
281	A	Maine	58 55
281	H	Maine	51 53
295	A	UMBC	64 65
295	H	UMBC	59 47
310	A	Stony Brook	73 65
310	H	Stony Brook	73 68
312	N	UC Riverside	80 69

LAST 10 Division I GAMES:

211	N	Vermont	61 64	295	H	UMBC	59 47
270	A	Hartford	84 71	119	A	Albany (N.Y.)	60 71
211	A	Vermont	69 64	250	A	New Hampshire	54 63
310	H	Stony Brook	73 68	281	H	Maine	51 53
187	A	Binghamton	51 74	270	H	Hartford	54 40

Non-Div I Games:

Boston U.

Loss, Non-Conf, S Site, H Home A Away N Neutral

Average RPI Win:	216	WON-LOST	WINNING	LAST 10	STRENGTH OF	OPP. STRENGTH	TEAM	CONF.
Average RPI Loss:	139	RECORD	PCT. RANK	GAMES	SCHEDULE	OF SCHEDULE	RPI	RPI

DIV. I ONLY	7- 21	296	1- 9	125	202	256	16
DIV. I NON-CONF.	2- 7	278	0- 1	202	244	286	17

TOTALS	RPI 1-50	RPI 51-100	W-L RECORDS	RPI 101-200	RPI 201+
7- 21	1- 2	0- 7	OVERALL	2- 8	4- 4
3- 8	0- 1	0- 3	HOME	1- 3	2- 1
4- 10	1- 1	0- 3	AWAY	1- 4	2- 2
0- 3	0- 0	0- 1	NEUTRAL	0- 1	0- 1
2- 7	0- 1	0- 1	NON-CONFERENCE	1- 2	1- 3
0- 2	0- 0	0- 0	HOME	0- 1	0- 1
2- 2	0- 1	0- 0	AWAY	1- 0	1- 1
0- 3	0- 0	0- 1	NEUTRAL	0- 1	0- 1
5- 14	1- 1	0- 6	CONFERENCE	1- 6	3- 1
3- 6	0- 1	0- 3	HOME	1- 2	2- 0
2- 8	1- 0	0- 3	AWAY	0- 4	1- 1
0- 0	0- 0	0- 0	NEUTRAL	0- 0	0- 0

RPI S	Opponent	Score
33	A Bradley	64 93
48	A Kent St.	79 74
48	H Kent St.	66 82

RPI S	Opponent	Score
63	N Florida St.	60 71
70	A Akron	62 77
70	H Akron	72 77
84	A Mi ami (Ohi o)	60 77
84	H Mi ami (Ohi o)	59 73
99	A Ohi o	48 85
99	H Ohi o	90 93

RPI S	Opponent	Score
127	H Northern Ill.	74 75
130	A Buffal o	67 81
130	H Buffal o	73 76
146	A Vi rgi ni a Tech	72 71
148	A Tol edo	64 72
148	A Tol edo	52 77
148	H Tol edo	59 52
179	H Wri ght St.	51 70
193	N Radford	63 81
195	A Western Mi ch.	62 84

RPI S	Opponent	Score
216	A Ark. -Li ttle Rock	60 68
241	A Troy	60 52
254	A Ball St.	61 62
265	N Western Caro.	50 56
285	H Oakl and	66 76
306	A Eastern Mi ch.	79 72
306	H Eastern Mi ch.	73 71
315	H Central Mi ch.	66 44

LAST 10 Division I GAMES:

148	A Tol edo	52 77	179	H Wri ght St.	51 70
99	A Ohi o	48 85	70	A Akron	62 77
84	H Mi ami (Ohi o)	59 73	148	A Tol edo	64 72
130	A Buffal o	67 81	306	H Eastern Mi ch.	73 71
48	H Kent St.	66 82	99	H Ohi o	90 93

Bowling Green

Bowling Green

Non-Div I Games: Notre Dame (Ohi o) 81 50 Urbana 85 50

Bowling Green

Loss, Non-Conf, S Site, H Home A Away N Neutral

Bradley

Average RPI Win: 116

Average RPI Loss: 67

WON-LOST RECORD

WINNING PCT. RANK

LAST 10 GAMES

STRENGTH OF SCHEDULE

OPP. STRENGTH OF SCHEDULE

TEAM RPI

CONF. RPI

DIV. I ONLY

DIV. I NON-CONF.

20- 10

7- 2

60

47

8- 2

3- 1

47

135

51

102

33

57

6

5

TOTALS

RPI 1-50

RPI 51-100

W-L RECORDS

RPI 101-200

RPI 201+

20- 10

9- 7

2- 1

OVERALL

6- 3

5- 0

13- 1

4- 1

1- 0

HOME

5- 0

3- 0

5- 8

1- 4

1- 1

AWAY

1- 3

2- 0

4- 2

4- 2

0- 0

NEUTRAL

0- 0

0- 0

7- 2

2- 1

2- 1

NON-CONFERENCE

2- 1

3- 0

5- 0

0- 0

1- 0

HOME

2- 0

2- 0

2- 2

0- 0

1- 1

AWAY

0- 1

1- 0

2- 1

2- 1

0- 0

NEUTRAL

0- 0

0- 0

13- 8

7- 6

0- 0

CONFERENCE

4- 2

2- 0

8- 1

4- 1

0- 0

HOME

3- 0

1- 0

3- 6

1- 4

0- 0

AWAY

1- 2

1- 0

2- 1

2- 1

0- 0

NEUTRAL

0- 0

0- 0

RPI 1-50

Team's RPI: 33

RPI 51-100

RPI 101-200

RPI 201+

RPI S

Opponent

Score

4 N

Memphis

64 80

11 N

Pittsburgh

72 66

20 N

Kansas

77 73

21 A

Missouri St.

62 70

21 H

Missouri St.

86 76

25 A

UNI

71 49

25 H

UNI

68 60

27 A

Wichita St.

67 69

27 H

Wichita St.

76 86

27 N

Wichita St.

60 52

29 A

Southern Ill.

55 67

29 H

Southern Ill.

72 60

29 N

Southern Ill.

46 59

39 A

Creighton

76 80

39 H

Creighton

86 69

39 N

Creighton

54 47

RPI S

Opponent

Score

55 H

Western Ky.

78 76

82 A

Butler

60 70

91 A

DePaul

75 60

RPI S

Opponent

Score

123 H

Delaware St.

68 46

135 H

Tennessee Tech

77 62

138 A

Loyola (Ill.)

72 86

163 A

Indiana St.

63 75

163 H

Indiana St.

85 63

176 A

Drake

73 75

176 H

Drake

86 66

191 A

Evansville

79 76

191 H

Evansville

90 62

RPI S

Opponent

Score

227 H

Chicago St.

68 58

232 A

Illinois St.

71 59

232 H

Illinois St.

73 44

246 A

Southern Miss.

56 43

256 H

Bowling Green

93 64

LAST 10 Division I GAMES:

4 N

Memphis

64 80

11 N

Pittsburgh

72 66

20 N

Kansas

77 73

29 N

Southern Ill.

46 59

27 N

Wichita St.

60 52

39 N

Creighton

54 47

176 H

Drake

86 66

25 A

UNI

71 49

135 H

Tennessee Tech

77 62

29 H

Southern Ill.

72 60

Bradley

Non-Div I Games:

Loss, Non-Conf, S Site, H Home A Away N Neutral

Page 29

Bradley

Non-Div I Games:

Bradley

Average RPI Win:

172

WON-LOST

WINNING

LAST 10

STRENGTH OF

OPP. STRENGTH

TEAM

CONF.

Average RPI Loss:

99

RECORD

PCT. RANK

GAMES

SCHEDULE

OF SCHEDULE

RPI

RPI

DIV. I ONLY

19- 8

45

7- 3

141

102

67

8

DIV. I NON-CONF.

7- 3

82

0- 1

230

148

113

10

TOTALS

RPI 1-50

RPI 51-100

W-L RECORDS

RPI 101-200

RPI 201+

19- 8

1- 2

2- 3

OVERALL

11- 4

5- 0

13- 1

1- 0

2- 0

HOME

6- 1

4- 0

4- 6

0- 2

0- 3

AWAY

3- 2

1- 0

2- 1

0- 0

0- 0

NEUTRAL

2- 1

0- 0

7- 3

0- 1

0- 1

NON-CONFERENCE

4- 2

3- 0

5- 1

0- 0

0- 0

HOME

2- 1

3- 0

0- 3

0- 1

0- 1

AWAY

0- 1

0- 0

2- 0

0- 0

0- 0

NEUTRAL

2- 0

0- 0

12- 5

1- 1

2- 2

CONFERENCE

7- 2

2- 0

8- 0

1- 0

2- 0

HOME

4- 0

1- 0

4- 4

0- 1

0- 2

AWAY

3- 1

1- 0

0- 1

0- 0

0- 0

NEUTRAL






0- 1

0- 0

RPI 1-50

RPI S Opponent

Score









46  Utah St. 80 
 50  Air Force 59 
 50  Air Force 65 59

RPI 51-100

Team's RPI: 67

RPI S Opponent

















Score

54  Houston 67 
 56  San Diego St. 61 
 56  San Diego St. 100 90
 92  UNLV 72 
 92  UNLV 75 72

RPI 101-200

RPI S Opponent






Score

118  Southern 68 
 Cal i fornia
 120  New Mexi co 77 71
 120  New Mexi co 76 68
 142  Eastern Wash. 97 66
 149  Loyol a Marymount 71 
 151  Col orado St. 86 84
 151  Col orado St. 77 69
 162  Utah 60 
 162  Utah 72 60
 162 N Utah 70 
 166 N Washington St. 76 68
 170  Wyomi ng 74 68
 170  Wyomi ng 80 67
 177  Boi se St. 80 77
 192 N Lamar 97 74













RPI 201+

RPI S Opponent

Score





203  Tul sa 68 49
 263  Weber St. 80 54
 287  TCU 81 72
 287  TCU 89 80
 303  Southern Utah 86 61

LAST 10 Division I GAMES:

54  Houston 67 
 162 N Utah 70 
 120  New Mexi co 76 68
 151  Col orado St. 77 69
 287  TCU 81 72
 56  San Di ego St. 100 90
 170  Wyomi ng 74 68
 92  UNLV 75 72
 162  Utah 60 
 50  Ai r Force 65 59

Non-Di v I Games: Northern Ky. 65 46

Brigham Young

 Loss,  Non-Conf, S Site,  Home  Away N Neutral

Average RPI Win: 246
Average RPI Loss: 197

WON-LOST
RECORD

WINNING
PCT. RANK

LAST 10
GAMES

STRENGTH OF
SCHEDULE

OPP. STRENGTH
OF SCHEDULE

TEAM
RPI

CONF.
RPI

DIV. I ONLY
DIV. I NON-CONF.

10- 17
4- 9

252
245

4- 6
0- 0

262
258

304
323

273
284

25
23

TOTALS

RPI 1-50

RPI 51-100

W-L RECORDS

RPI 101-200

RPI 201+

10- 17

0- 0

0- 3

OVERALL

3- 6

7- 8

4- 8

0- 0

0- 1

HOME

2- 1

2- 6

6- 7

0- 0

0- 1

AWAY

1- 4

5- 2

0- 2

0- 0

0- 1

NEUTRAL

0- 1

0- 0

4- 9

0- 0

0- 1

NON-CONFERENCE

1- 4

3- 4

0- 5

0- 0

0- 0

HOME

0- 1

0- 4

4- 2

0- 0

0- 0

AWAY

1- 2

3- 0

0- 2

0- 0

0- 1

NEUTRAL

0- 1

0- 0

6- 8

0- 0

0- 2

CONFERENCE

2- 2

4- 4

4- 3

0- 0

0- 1

HOME

2- 0

2- 2

2- 5

0- 0

0- 1

AWAY

0- 2

2- 2

0- 0

0- 0

0- 0

NEUTRAL

0- 0

0- 0

RPI 1-50

RPI 51-100

RPI 101-200

RPI 201+

Team's RPI: 273

RPI S Opponent Score

RPI S Opponent Score

RPI S Opponent Score

RPI S Opponent Score

90 N Northeastern 53 67
98 A Penn 51 68
98 H Penn 68 74

111 A Holy Cross 41 64
119 H Albany (N. Y.) 47 62
152 A Rhode Isl and 40 57
161 N Bi rmi ngham-So. 62 63
187 A Bi nghamton 71 61
197 A Yal e 61 75
197 H Yal e 67 62
199 A Pri nceton 37 52
199 H Pri nceton 61 46

207 A Cornell I 69 64
207 H Cornell I 59 63
214 A Harvard 79 66
214 H Harvard 58 75
232 H Wagner 59 72
255 H Cani si us 55 69
260 A Qui nni pi ac 64 60
270 A Hartford 70 60
289 A Col umbi a 56 68
289 H Col umbi a 86 75
298 H Navy 64 73
311 A Dartmouth 46 58
311 H Dartmouth 73 70
319 H Md. -East. Shore 57 59
322 A Army 59 57

LAST 10 Div sion I GAMES:

98 H Penn 68 74
199 H Pri nceton 61 46
207 A Cornell I 69 64
289 A Col umbi a 56 68
311 A Dartmouth 46 58

214 A Harvard 79 66
289 H Col umbi a 86 75
207 H Cornell I 59 63
199 A Pri nceton 37 52
98 A Penn 51 68

B
r
o
w
n

B
r
o
w
n

Non-Di v I Games:

Brown

Loss, Non-Conf, S Site, H Home A Away N Neutral

Average RPI Win: 199		WON-LOST RECORD	WINNING PCT. RANK	LAST 10 GAMES	STRENGTH OF SCHEDULE	OPP. STRENGTH OF SCHEDULE	TEAM RPI	CONF. RPI
Average RPI Loss: 43								
DIV. I ONLY		25- 4	6	8- 2	192	152	42	21
DIV. I NON-CONF.		8- 4	87	1- 2	58	8	46	19

TOTALS		RPI 1-50	RPI 51-100	W-L RECORDS	RPI 101-200	RPI 201+		
25- 4		3- 4	1- 0	OVERALL	6- 1	16- 0		
13- 1		1- 1	0- 0	HOME	4- 0	8- 0		
11- 3		1- 2	1- 0	AWAY	2- 1	7- 0		
2- 1		1- 1	0- 0	NEUTRAL	0- 0	1- 0		
8- 4		3- 4	1- 0	NON-CONFERENCE	1- 1	4- 0		
3- 1		1- 1	0- 0	HOME	1- 0	1- 0		
4- 3		1- 2	1- 0	AWAY	0- 1	2- 0		
2- 1		1- 1	0- 0	NEUTRAL	0- 0	1- 0		
17- 0		0- 0	0- 0	CONFERENCE	5- 0	12- 0		
10- 0		0- 0	0- 0	HOME	3- 0	7- 0		
7- 0		0- 0	0- 0	AWAY	2- 0	5- 0		
0- 0		0- 0	0- 0	NEUTRAL	0- 0	0- 0		

RPI 1-50		Team's RPI: 42		RPI 51-100		RPI 101-200		RPI 201+
RPI S	Opponent	Score	RPI S	Opponent	Score	RPI S	Opponent	Score
1	A Duke	50 84	91	A DePaul	57 52	111	A Holy Cross	57 52
2	H Villanova	60 79				111	H Holy Cross	56 42
4	N Memphis	56 72				111	H Holy Cross	74 59
17	A Syracuse	74 69				150	A Lehigh	59 54
25	A UNI	61 65				150	H Lehigh	81 70
43	H St. Joseph's	63 51				184	A Santa Clara	68 77
45	N Arkansas	59 55				197	H Yale	87 60
						202 A Niagara 66 63		
						206 A American 58 50		
						206 H American 74 57		
						206 H American 64 50		
						207 H Cornell 83 39		
						209 N Boston U. 63 57		
						243 A Rider 56 54		
						261 A Lafayette 69 49		
						261 H Lafayette 62 32		
						286 A Colgate 68 59		
						286 H Colgate 62 43		
						298 A Navy 74 52		
						298 H Navy 81 47		
						322 A Army 67 54		
						322 H Army 70 47		
						322 H Army 59 47		

LAST 10 Division I GAMES:								
			4 N Memphis 56 72			322 H Army 70 47		
			45 N Arkansas 59 55			150 H Lehigh 81 70		
			111 H Holy Cross 74 59			25 A UNI 61 65		
			206 H American 64 50			261 A Lafayette 69 49		
			322 H Army 59 47			111 A Holy Cross 57 52		

Non-Div I Games: Haverford 76 44

Bucknell

Average RPI Win:	205	WON-LOST	WINNING	LAST 10	STRENGTH OF	OPP. STRENGTH	TEAM	CONF.
Average RPI Loss:	109	RECORD	PCT. RANK	GAMES	SCHEDULE	OF SCHEDULE	RPI	RPI

DIV. I ONLY	18- 13	115	4- 6	177	160	130	16
DIV. I NON-CONF.	9- 2	31	0- 1	134	161	45	17

TOTALS	RPI 1-50	RPI 51-100	W-L RECORDS	RPI 101-200	RPI 201+
18- 13	0- 4	3- 5	OVERALL	5- 2	10- 2
11- 3	0- 1	3- 1	HOME	3- 0	5- 1
5- 9	0- 2	0- 4	AWAY	1- 2	4- 1
2- 1	0- 1	0- 0	NEUTRAL	1- 0	1- 0
9- 2	0- 1	1- 1	NON-CONFERENCE	4- 0	4- 0
4- 0	0- 0	1- 0	HOME	2- 0	1- 0
3- 2	0- 1	0- 1	AWAY	1- 0	2- 0
2- 0	0- 0	0- 0	NEUTRAL	1- 0	1- 0
9- 11	0- 3	2- 4	CONFERENCE	1- 2	6- 2
7- 3	0- 1	2- 1	HOME	1- 0	4- 1
2- 7	0- 1	0- 3	AWAY	0- 2	2- 1
0- 1	0- 1	0- 0	NEUTRAL	0- 0	0- 0

RPI S	Opponent	Score
22	A Boston College	63 92
48	A Kent St.	52 70
48	H Kent St.	107 111
48 N	Kent St.	67 76

RPI S	Opponent	Score
64	A Iona	75 93
70	A Akron	61 75
70	H Akron	83 71
75	H Rutgers	62 53
84	A Miami (Ohio)	65 74
84	H Miami (Ohio)	74 81
99	A Ohio	72 85
99	H Ohio	70 51

RPI S	Opponent	Score
123	A Delaware St.	56 51
124	H Fresno St.	85 69
127	A Northern Ill.	82 84
148	A Toledo	70 73
172	H Elon	68 67
178 N	Detroit	66 60
195	H Western Mich.	73 62

RPI S	Opponent	Score
202	A Niagara	68 59
247 N	Jackson St.	71 65
254	A Ball St.	60 67
254	H Ball St.	75 64
254	H Ball St.	80 72
255	H Canisius	81 76
256	A Bowling Green	76 73
256	H Bowling Green	81 67
306	H Eastern Mich.	78 62
315	A Central Mich.	73 59
315	H Central Mich.	61 71
316	A Liberty	66 53

LAST 10 Division I GAMES:

48 N Kent St.	67 76	99 A Ohio	72 85
254 H Ball St.	80 72	64 A Iona	75 93
84 A Miami (Ohio)	65 74	48 H Kent St.	107 111
70 H Akron	83 71	315 A Central Mich.	73 59
256 H Bowling Green	81 67	254 A Ball St.	60 67

Non-Div I Games: Buffalo St. 96 61

Buffalo

Butler

Through Games Of Sunday, March 12, 2006

Average RPI Win: 181

Average RPI Loss: 99

WON-LOST
RECORD

WINNING
PCT. RANK

LAST 10
GAMES

STRENGTH OF
SCHEDULE

OPP. STRENGTH
OF SCHEDULE

TEAM
RPI

CONF.
RPI

DIV. I ONLY

DIV. I NON-CONF.

19- 12

7- 6

93

148

5- 5

1- 2

112

69

135

61

82

97

15

15

TOTALS

RPI 1-50

RPI 51-100

W-L RECORDS

RPI 101-200

RPI 201+

19- 12

11- 1

5- 9

3- 2

7- 6

4- 1

2- 4

2- 2

12- 6

8- 0

3- 6

1- 0

1- 5

1- 0

0- 3

0- 2

1- 5

1- 0

0- 3

0- 2

0- 0

0- 0

0- 0

0- 0

2- 3

2- 0

0- 3

0- 0

1- 1

1- 0

0- 1

0- 0

1- 2

1- 0

0- 2

0- 0

10- 4

6- 1

2- 3

2- 0

2- 1

1- 1

0- 0

1- 0

8- 3

5- 0

2- 3

1- 0

7- 1

3- 0

3- 1

1- 0

4- 0

1- 0

2- 0

1- 0

3- 1

2- 0

1- 1

0- 0

RPI S Opponent

RPI 1-50

Score

RPI S Opponent

RPI 51-100

Team's RPI: 82

Score

RPI S Opponent

RPI 101-200

Score

RPI S Opponent

RPI 201+

Score

5 A Ohio St.

28 N UNC Wilmington

33 H Bradley

34 N Indiana

47 A Michigan

48 A Kent St.

69 79

59 75

70 60

55 73

74 78

76 80

53 A Wis. -Milwaukee

53 A Wis. -Milwaukee

53 H Wis. -Milwaukee

63 A Florida St.

84 H Miami (Ohio)

59 64

71 87

63 60

63 67

53 52

133 A Ill. -Chicago

133 H Ill. -Chicago

138 A Loyola (Ill.)

138 H Loyola (Ill.)

150 N Lehigh

163 H Indiana St.

172 H Elon

178 A Detroit

178 H Detroit

179 A Wright St.

179 H Wright St.

186 A Wis. -Green Bay

186 H Wis. -Green Bay

186 N Wis. -Green Bay

67 39

75 56

64 74

62 50

66 41

58 59

86 40

71 73

64 52

83 86

70 62

63 57

72 66

73 51

217 H Tulane

245 A Cleveland St.

245 H Cleveland St.

254 A Ball St.

272 N Alabama St.

276 A South Dakota St.

304 A Youngstown St.

304 H Youngstown St.

82 61

55 51

78 49

64 53

70 61

85 48

62 64

72 64

LAST 10 Division I GAMES:

63 A Florida St.

84 H Miami (Ohio)

53 A Wis. -Milwaukee

186 N Wis. -Green Bay

178 A Detroit

63 67

53 52

71 87

73 51

71 73

304 H Youngstown St.

48 A Kent St.

138 H Loyola (Ill.)

186 A Wis. -Green Bay

179 A Wright St.

72 64

76 80

62 50

63 57

83 86

Non-Div I Games:

Butler

Loss,

Non-Conf, S Site,

H Home

A Away

N Neutral

Page 34

Non-Div I Games:

Butler

Average RPI Win: 248
Average RPI Loss: 169

WON-LOST
RECORD

WINNING
PCT. RANK

LAST 10
GAMES

STRENGTH OF
SCHEDULE

OPP. STRENGTH
OF SCHEDULE

TEAM
RPI

CONF.
RPI

DIV. I ONLY

8- 19

282

4- 6

203

255

278

23

DIV. I NON-CONF.

0- 11

323

0- 1

302

122

333

28

TOTALS

RPI 1-50

RPI 51-100

W-L RECORDS

RPI 101-200

RPI 201+

8- 19

0- 0

0- 5

OVERALL

1- 8

7- 6

4- 7

0- 0

0- 1

HOME

0- 3

4- 3

3- 11

0- 0

0- 3

AWAY

1- 5

2- 3

1- 1

0- 0

0- 1

NEUTRAL

0- 0

1- 0

0- 11

0- 0

0- 2

NON-CONFERENCE

0- 5

0- 4

0- 4

0- 0

0- 0

HOME

0- 1

0- 3

0- 7

0- 0

0- 2

AWAY

0- 4

0- 1

0- 0

0- 0

0- 0

NEUTRAL

0- 0

0- 0

8- 8

0- 0

0- 3

CONFERENCE

1- 3

7- 2

4- 3

0- 0

0- 1

HOME

0- 2

4- 0

3- 4

0- 0

0- 1

AWAY

1- 1

2- 2

1- 1

0- 0

0- 1

NEUTRAL

0- 0

1- 0

RPI 1-50

RPI S

Opponent

Score

RPI 51-100

RPI S

Opponent

Score

RPI 101-200

RPI S

Opponent

Score










RPI 201+

















RPI S



















Opponent

Team's RPI: 278















Score

59  Col orado 75  93
86  Stanford 58  82
88  Paci fi c 53  75
88  Paci fi c 62  64
88 N Paci fi c 57  68

122  St. Mary' s (Cal .) 85  89
124  Fresno St. 77  85
142  Eastern Wash. 62  76
153  Long Beach St. 66  69
153  Long Beach St. 66  79
154  Sacramento St. 59  80
168  UC Irvi ne 61 58
168  UC Irvi ne 67  69
184  Santa Clara 58  73





219  UC Santa Barb. 37  64
219  UC Santa Barb. 74 62
219 N UC Santa Barb. 57 50
234  Cal St. Fullerton 83 70
234  Cal St. Fullerton 76 72
238  Portl and 61  66
269  San Jose St. 57  72
283  Cal St. Northrid ge 77  82
283  Cal St. Northrid ge 73 54
295  UC Davi s 52  65
295  UC Davi s 70  83
312  UC Ri versi de 66 55
312  UC Ri versi de 59 55

LAST 10 Division I GAMES:

88 N Paci fi c 57  68
219 N UC Santa Barb. 57 50
88  Paci fi c 53  75
283  Cal St. Northrid ge 77  82
234  Cal St. Fullerton 76 72
312  UC Ri versi de 59 55
122  St. Mary' s (Cal .) 85  89
219  UC Santa Barb. 37  64
168  UC Irvi ne 61 58
153  Long Beach St. 66  69

Non-Div I Games: Cal St. Stanisla 88 75 UC San Di ego 71 67

Cal Poly

 Loss,  Non-Conf, S Site,  Home  Away N Neutral

Average RPI Win:

260

Average RPI Loss:

184

WON-LOST
RECORDWINNING
PCT. RANKLAST 10
GAMESSTRENGTH OF
SCHEDULEOPP. STRENGTH
OF SCHEDULETEAM
RPICONF.
RPI

DIV. I ONLY

15- 13

132

6- 4

322

230

234

23

DIV. I NON-CONF.

9- 3

61

3- 0

331

144

174

28

TOTALS

RPI 1-50

RPI 51-100

W-L RECORDS

RPI 101-200

RPI 201+

15- 13

0- 0

0- 2

OVERALL

1- 7

14- 4

6- 5

0- 0

0- 1

HOME

1- 2

5- 2

7- 6

0- 0

0- 1

AWAY

0- 4

7- 1

2- 2

0- 0

0- 0

NEUTRAL

0- 1

2- 1

9- 3

0- 0

0- 0

NON-CONFERENCE

1- 2

8- 1

4- 0

0- 0

0- 0

HOME

1- 0

3- 0

4- 2

0- 0

0- 0

AWAY

0- 2

4- 0

1- 1

0- 0

0- 0

NEUTRAL

0- 0

1- 1

6- 10

0- 0

0- 2

CONFERENCE

0- 5

6- 3

2- 5

0- 0

0- 1

HOME

0- 2

2- 2

3- 4

0- 0

0- 1

AWAY

0- 2

3- 1

1- 1

0- 0

0- 0

NEUTRAL

0- 1

1- 0

RPI 1-50

RPI S

Opponent

Score

RPI 51-100

RPI S

Opponent

Score

RPI 101-200

RPI S

Opponent

Score

RPI 201+

RPI S

Opponent

Team's RPI: 234
Score

88 A Paci fi c

74 83

88 H Paci fi c

62 67

110 A Kansas St.

59 84

142 H Eastern Wash.

89 63

153 A Long Beach St.

79 88

153 H Long Beach St.

96 97

153 N Long Beach St.

91 94

168 A UC Irvi ne

68 83

168 H UC Irvi ne

59 67

185 A San Franci sco

91 93

219 A UC Santa Barb.

80 76

219 H UC Santa Barb.

73 59

227 N Chi cago St.

88 80

248 H Pepperdi ne

76 66

257 N UTSA

76 88

269 A San Jose St.

67 59

276 A South Dakota St.

82 70

276 H South Dakota St.

95 82

277 A Flori da Int'l

74 57

278 A Cal Poly

72 76

278 H Cal Poly

70 83

283 A Cal St. Northrid ge

83 78

283 H Cal St. Northrid ge

81 63

283 N Cal St. Northrid ge

73 63

295 A UC Davi s

94 92

295 H UC Davi s

81 63

312 A UC Ri versi de

90 79

312 H UC Ri versi de

73 78

LAST 10 Div sion I GAMES:

153 N Long Beach St.

91 94

283 N Cal St. Northrid ge

73 63

276 H South Dakota St.

95 82

295 H UC Davi s

81 63

278 A Cal Poly

72 76

219 A UC Santa Barb.

80 76

142 H Eastern Wash.

89 63

153 A Long Beach St.

79 88

283 H Cal St. Northrid ge

81 63

88 H Paci fi c

62 67

Cal st . Full erton

Cal st . Full erton

Non-Di v I Games: Hope Int'l

97 52

Cal St. Fullerton

Loss, Non-Conf, S Site, H Home A Away N Neutral

Average RPI Win: 259
Average RPI Loss: 178

WON-LOST
RECORD

WINNING
PCT. RANK

LAST 10
GAMES

STRENGTH OF
SCHEDULE

OPP. STRENGTH
OF SCHEDULE

TEAM
RPI

CONF.
RPI

DIV. I ONLY	10- 17	252	3- 7	297	240	283	23
DIV. I NON-CONF.	6- 6	156	1- 1	320	132	261	28

TOTALS	RPI 1-50	RPI 51-100	W-L RECORDS	RPI 101-200	RPI 201+
10- 17	0- 0	0- 3	OVERALL	1- 7	9- 7
5- 6	0- 0	0- 1	HOME	0- 2	5- 3
4- 9	0- 0	0- 1	AWAY	1- 5	3- 3
1- 2	0- 0	0- 1	NEUTRAL	0- 0	1- 1
6- 6	0- 0	0- 1	NON-CONFERENCE	1- 3	5- 2
3- 1	0- 0	0- 0	HOME	0- 0	3- 1
2- 4	0- 0	0- 0	AWAY	1- 3	1- 1
1- 1	0- 0	0- 1	NEUTRAL	0- 0	1- 0
4- 11	0- 0	0- 2	CONFERENCE	0- 4	4- 5
2- 5	0- 0	0- 1	HOME	0- 2	2- 2
2- 5	0- 0	0- 1	AWAY	0- 2	2- 2
0- 1	0- 0	0- 0	NEUTRAL	0- 0	0- 1

RPI S Opponent Score

RPI S Opponent Score
88 A Paci fic 51 79
88 H Paci fic 66 70
90 N Northeastern 81 102

RPI S Opponent Score
118 A Southern 81 76
Cal i fornia
124 A Fresno St. 60 75
142 A Eastern Wash. 48 70
153 A Long Beach St. 73 84
153 H Long Beach St. 80 101
168 A UC Irvi ne 62 76
168 H UC Irvi ne 57 74
177 A Boi se St. 71 82

RPI S Opponent Score Team's RPI: 283
203 H Tul sa 77 71
219 A UC Santa Barb. 59 46
219 H UC Santa Barb. 76 82
228 H Fairfi eld 65 66
232 H Illinois St. 73 69
234 A Cal St. Fullerton 63 81
234 H Cal St. Fullerton 78 83
234 N Cal St. Fullerton 63 73
248 A Pepperdi ne 72 87
278 A Cal Poly 54 73
278 H Cal Poly 82 77
295 A UC Davi s 75 69
295 H UC Davi s 70 60
312 A UC Ri versi de 74 56
312 H UC Ri versi de 76 62
327 N Northern Colo. 82 73

LAST 10 Division I GAMES:

234 N Cal St. Fullerton 63 73
219 H UC Santa Barb. 76 82
278 H Cal Poly 82 77
88 H Paci fic 66 70
88 A Paci fic 51 79
177 A Boi se St. 71 82
295 A UC Davi s 75 69
234 A Cal St. Fullerton 63 81
312 A UC Ri versi de 74 56
168 H UC Irvi ne 57 74

Cal st . Northridge

Cal st . Northridge

Non-Div I Games: Hope Int'l 117 55

Cal St. Northridge

Loss, Non-Conf, S Site, H Home A Away N Neutral

Average RPI Win: 130				WON-LOST RECORD		WINNING PCT. RANK		LAST 10 GAMES		STRENGTH OF SCHEDULE		OPP. STRENGTH OF SCHEDULE		TEAM RPI		CONF. RPI			
DIV. I ONLY				20- 10		60		5- 5		63		63		52		7			
DIV. I NON-CONF.				6- 3		87		0- 1		161		129		99		6			
TOTALS				RPI 1-50		RPI 51-100		W-L RECORDS		RPI 101-200				RPI 201+					
20- 10				3- 5		4- 3		OVERALL		11- 2				2- 1					
12- 3				2- 1		4- 0		HOME		4- 2				2- 0					
7- 5				1- 3		0- 1		AWAY		6- 0				0- 1					
1- 3				0- 1		0- 2		NEUTRAL		1- 0				0- 0					
6- 3				0- 1		3- 2		NON-CONFERENCE		1- 0				2- 1					
6- 0				0- 0		3- 0		HOME		1- 0				2- 0					
0- 1				0- 0		0- 0		AWAY		0- 0				0- 1					
0- 3				0- 1		0- 2		NEUTRAL		0- 0				0- 0					
14- 7				3- 4		1- 1		CONFERENCE		10- 2				0- 0					
6- 3				2- 1		1- 0		HOME		3- 2				0- 0					
7- 4				1- 3		0- 1		AWAY		6- 0				0- 0					
1- 0				0- 0		0- 0		NEUTRAL		1- 0				0- 0					
RPI 1-50				RPI 51-100		Team's RPI: 52		RPI 101-200		RPI 201+									
RPI	S	Opponent	Score		RPI	S	Opponent	Score		RPI	S	Opponent	Score		RPI	S	Opponent	Score	
10	A	UCLA	68	61	51	N	North Carolina St.	52	58	118	A	Southern	62	58	269	H	San Jose St.	70	52
10	A	UCLA	52	71	56	H	San Diego St.	82	64			Cal i forn i a			306	A	Eastern Mi ch.	65	67
10	H	UCLA	58	67	70	H	Akron	89	75	118	A	Southern	82	67	327	H	Northern Col o.	83	59
20	N	Kansas	56	69	86	A	Stanford	61	75			Cal i forn i a							
23	A	Ari zona	55	60	86	H	Stanford	65	62	118	H	Southern	71	60					
23	H	Ari zona	75	66	90	H	Northeastern	83	76			Cal i forn i a							
35	A	Washi ngton	62	73	91	N	DePaul	65	68	147	A	Oregon	62	60					
35	H	Washi ngton	71	69						147	H	Oregon	77	66					
										147	N	Oregon	91	87					
										153	H	Long Beach St.	88	69					
										166	A	Washi ngton St.	43	41					
										166	H	Washi ngton St.	55	53					
										174	A	Oregon St.	69	52					
										174	H	Oregon St.	64	72					
										180	A	Ari zona St.	88	58					
										180	H	Ari zona St.	64	65					
LAST 10 Div si on I GAMES:																			
					51	N	North Carol i na St.	52	58	10	H	UCLA	58	67					
					10	A	UCLA	52	71	35	A	Washi ngton	62	73					
					147	N	Oregon	91	87	166	A	Washi ngton St.	43	41					
					118	A	Southern Cal i forn i a	82	67	180	H	Ari zona St.	64	65					
					118	H	Southern Cal i forn i a	71	60	23	H	Ari zona	75	66					

Non-Di v I Games:

Cal i forn i a

Cal i forn i a

Cal i forn i a

Average RPI Win:	274	WON-LOST	WINNING	LAST 10	STRENGTH OF	OPP. STRENGTH	TEAM	CONF.
Average RPI Loss:	190	RECORD	PCT. RANK	GAMES	SCHEDULE	OF SCHEDULE	RPI	RPI

DIV. I ONLY	10- 18	258	4- 6	296	320	293	27
DIV. I NON-CONF.	3- 8	260	2- 0	325	318	323	30

TOTALS	RPI 1-50	RPI 51-100	W-L RECORDS	RPI 101-200	RPI 201+
10- 18	0- 0	0- 1	OVERALL	2- 8	8- 9
5- 8	0- 0	0- 0	HOME	0- 4	5- 4
5- 9	0- 0	0- 1	AWAY	2- 3	3- 5
0- 1	0- 0	0- 0	NEUTRAL	0- 1	0- 0
3- 8	0- 0	0- 1	NON-CONFERENCE	0- 3	3- 4
2- 3	0- 0	0- 0	HOME	0- 1	2- 2
1- 5	0- 0	0- 1	AWAY	0- 2	1- 2
0- 0	0- 0	0- 0	NEUTRAL	0- 0	0- 0
7- 10	0- 0	0- 0	CONFERENCE	2- 5	5- 5
3- 5	0- 0	0- 0	HOME	0- 3	3- 2
4- 4	0- 0	0- 0	AWAY	2- 1	2- 3
0- 1	0- 0	0- 0	NEUTRAL	0- 1	0- 0

RPI S	Opponent	Score	RPI S	Opponent	Score	RPI S	Opponent	Score	RPI S	Opponent	Score
63	A Florida St.	73	108	115	A Belmont	91	102	212	A Fla. Atlantic	90	95
				115	H Belmont	99	103	212	H Fla. Atlantic	88	97
				115	N Belmont	76	90	220	H Furman	78	79
				141	H San Diego	81	90	225	A East Tenn. St.	81	89
				143	A Lipscomb	95	91	225	H East Tenn. St.	96	110
				143	H Lipscomb	70	82	249	A Kennesaw St.	86	78
				157	A Gardner-Webb	79	76	249	H Kennesaw St.	77	81
				157	H Gardner-Webb	70	81	266	A William & Mary	79	93
				163	A Indiana St.	71	86	267	A Stetson	79	81
				191	A Evansville	71	83	267	H Stetson	84	70
								305	A Mercer	71	69
								305	H Mercer	86	80
								324	H N. C. A&T	93	72
								331	A Jacksonville	87	75
								331	H Jacksonville	91	77
								332	A North Fla.	84	95
								332	H North Fla.	93	75
LAST 10 Division I Games:											
				115	N Belmont	76	90	249	A Kennesaw St.	86	78
				305	A Mercer	71	69	225	A East Tenn. St.	81	89
				267	A Stetson	79	81	212	A Fla. Atlantic	90	95
				115	H Belmont	99	103	331	H Jacksonville	91	77
				143	H Lipscomb	70	82	332	H North Fla.	93	75

Non-Div I Games:

Campbell

Loss,
Non-Conf, S Site,
H Home
A Away
N Neutral

Average RPI Win:	183	WON-LOST	WINNING	LAST 10	STRENGTH OF	OPP. STRENGTH	TEAM	CONF.
Average RPI Loss:	159	RECORD	PCT. RANK	GAMES	SCHEDULE	OF SCHEDULE	RPI	RPI

DIV. I ONLY	9- 20	273	4- 6	171	189	255	14
DIV. I NON-CONF.	2- 7	278	1- 0	263	298	302	14

TOTALS	RPI 1-50	RPI 51-100	W-L RECORDS	RPI 101-200	RPI 201+
9- 20	0- 1	1- 3	OVERALL	4- 9	4- 7
4- 9	0- 0	1- 1	HOME	1- 4	2- 4
4- 10	0- 1	0- 2	AWAY	2- 4	2- 3
1- 1	0- 0	0- 0	NEUTRAL	1- 1	0- 0
2- 7	0- 1	0- 0	NON-CONFERENCE	0- 3	2- 3
1- 3	0- 0	0- 0	HOME	0- 1	1- 2
1- 4	0- 1	0- 0	AWAY	0- 2	1- 1
0- 0	0- 0	0- 0	NEUTRAL	0- 0	0- 0
7- 13	0- 0	1- 3	CONFERENCE	4- 6	2- 4
3- 6	0- 0	1- 1	HOME	1- 3	1- 2
3- 6	0- 0	0- 2	AWAY	2- 2	1- 2
1- 1	0- 0	0- 0	NEUTRAL	1- 1	0- 0

RPI S	RPI 1-50	Opponent	Score	RPI S	RPI 51-100	Opponent	Score	RPI S	RPI 101-200	Opponent	Score	RPI S	RPI 201+	Opponent	Score	Team's RPI: 255
38	A	West Virginia	68 80	64	A	Iona	58 95	105	A	Marist	76 67	202	A	Niagara	72 79	
				64	H	Iona	73 88	105	H	Marist	71 74	202	H	Niagara	84 93	
				87	A	Manhattan	71 78	105	N	Marist	62 68	209	H	Boston U.	56 69	
				87	H	Manhattan	86 75	125	A	Siena	55 76	228	A	Fairfield	84 73	
								125	H	Siena	67 50	228	H	Fairfield	87 71	
								128	A	St. Peter's	91 84	243	A	Rider	69 73	
								128	H	St. Peter's	64 69	243	H	Rider	62 81	
								130	A	Buffalo	76 81	270	H	Hartford	78 85	
								145	H	Fairleigh Dickinson	65 69	273	A	Brown	69 55	
								171	A	Loyola (Md.)	54 59	290	A	St. Bonaventure	55 77	
								171	H	Loyola (Md.)	80 95	304	H	Youngstown St.	75 68	
								171	N	Loyola (Md.)	74 72					
								178	A	Detroit	68 69					
LAST 10 Division I GAMES:																
				105	N	Marist	62 68	105	H	Marist	71 74					
				171	N	Loyola (Md.)	74 72	87	H	Manhattan	86 75					
				171	A	Loyola (Md.)	54 59	202	A	Niagara	72 79					
				128	A	St. Peter's	91 84	243	A	Rider	69 73					
				304	H	Youngstown St.	75 68	64	A	Iona	58 95					

Non-Div I Games:

Canisius

Loss,
Non-Conf, S Site,
H Home
A Away
N Neutral

Average RPI Win:	250	WON-LOST	WINNING	LAST 10	STRENGTH OF	OPP. STRENGTH	TEAM	CONF.
Average RPI Loss:	199	RECORD	PCT. RANK	GAMES	SCHEDULE	OF SCHEDULE	RPI	RPI

DIV. I ONLY	3- 23	323	1- 9	230	318	325	29
DIV. I NON-CONF.	1- 9	312	0- 0	68	303	279	27

TOTALS	RPI 1-50	RPI 51-100	W-L RECORDS	RPI 101-200	RPI 201+
3- 23	0- 1	0- 2	OVERALL	1- 9	2- 11
2- 10	0- 0	0- 2	HOME	1- 4	1- 4
1- 13	0- 1	0- 0	AWAY	0- 5	1- 7
0- 0	0- 0	0- 0	NEUTRAL	0- 0	0- 0
1- 9	0- 1	0- 2	NON-CONFERENCE	1- 3	0- 3
1- 3	0- 0	0- 2	HOME	1- 1	0- 0
0- 6	0- 1	0- 0	AWAY	0- 2	0- 3
0- 0	0- 0	0- 0	NEUTRAL	0- 0	0- 0
2- 14	0- 0	0- 0	CONFERENCE	0- 6	2- 8
1- 7	0- 0	0- 0	HOME	0- 3	1- 4
1- 7	0- 0	0- 0	AWAY	0- 3	1- 4
0- 0	0- 0	0- 0	NEUTRAL	0- 0	0- 0

RPI	S	Opponent	Score
32	A	UAB	58 72

RPI	S	Opponent	Score
54	H	Houston	62 75
60	H	Northwestern St.	74 76

RPI	S	Opponent	Score
131	A	Oral Roberts	53 74
131	H	Oral Roberts	57 83
156	A	Mississippi	67 107
158	A	IUPUI	52 63
158	H	IUPUI	49 65
160	H	Georgia Tech	69 85
161	A	Birmingham-So.	79 87
161	H	Birmingham-So.	79 70
182	A	Valparaiso	73 99
182	H	Valparaiso	74 89

RPI	S	Opponent	Score
227	A	Chicago St.	69 77
227	H	Chicago St.	63 67
241	A	Stephen F. Austin	57 94
264	A	UMKC	63 69
264	H	UMKC	67 70
268	A	Southern Methodist	67 85
285	A	Oakland	75 66
285	H	Oakland	76 86
294	A	Nicholls St.	80 89
303	A	Southern Utah	64 72
303	H	Southern Utah	67 65
317	A	Western Ill.	59 66
317	H	Western Ill.	59 68

LAST 10 Division I GAMES:

131	H	Oral Roberts	57 83	317	H	Western Ill.	59 68
285	H	Oakland	76 86	182	A	Valparaiso	73 99
158	H	IUPUI	49 65	264	H	UMKC	67 70
303	A	Southern Utah	64 72	131	A	Oral Roberts	53 74
227	A	Chicago St.	69 77	285	A	Oakland	75 66

Centenary (La.)

Centenary (La.)

Non-Div I Games: Texas-Tyler 84 73

Centenary (La.)

Loss,
Non-Conf,
S Site,
H Home
A Away
N Neutral

Average RPI Win: 238
Average RPI Loss: 202

WON-LOST
RECORD

WINNING
PCT. RANK

LAST 10
GAMES

STRENGTH OF
SCHEDULE

OPP. STRENGTH
OF SCHEDULE

TEAM
RPI

CONF.
RPI

DIV. I ONLY
DIV. I NON-CONF.

18- 11
4- 5

86
187

6- 4
0- 0

276
177

286
304

165
191

26
26

TOTALS

RPI 1-50

RPI 51-100

W-L RECORDS

RPI 101-200

RPI 201+

18- 11

0- 0

0- 1

OVERALL

4- 4

14- 6

11- 4

0- 0

0- 1

HOME

3- 3

8- 0

7- 7

0- 0

0- 0

AWAY

1- 1

6- 6

0- 0

0- 0

0- 0

NEUTRAL

0- 0

0- 0

4- 5

0- 0

0- 1

NON-CONFERENCE

3- 1

1- 3

2- 2

0- 0

0- 1

HOME

2- 1

0- 0

2- 3

0- 0

0- 0

AWAY

1- 0

1- 3

0- 0

0- 0

0- 0

NEUTRAL

0- 0

0- 0

14- 6

0- 0

0- 0

CONFERENCE

1- 3

13- 3

9- 2

0- 0

0- 0

HOME

1- 2

8- 0

5- 4

0- 0

0- 0

AWAY

0- 1

5- 3

0- 0

0- 0

0- 0

NEUTRAL

0- 0

0- 0

RPI 1-50

RPI S Opponent Score

RPI 51-100

RPI S Opponent Score

RPI 101-200

Team's RPI: 165

RPI S Opponent Score

RPI 201+

RPI S Opponent Score

90 H Northeastern 90 94

103 H La Salle 106 107

213 A Robert Morris 74 77

144 A Monmouth 48 63

214 A Harvard 87 79

144 H Monmouth 57 61

230 A Mt. St. Mary's 59 57

144 H Monmouth 48 62

230 H Mt. St. Mary's 68 58

145 H Fairleigh Dickinson 88 74

232 A Wagner 74 55

161 H Birmingham-Southern 76 67

232 H Wagner 57 40

187 A Birminghamton 69 66

237 A Delaware 73 79

187 H Birminghamton 72 68

260 A Quinnipiac 79 67

260 H Quinnipiac 79 69

262 A Sacred Heart 71 74

262 H Sacred Heart 73 56

262 H Sacred Heart 86 68

271 A St. Francis (N.Y.) 72 61

271 H St. Francis (N.Y.) 76 68

274 A Long Island 83 74

274 H Long Island 81 58

277 A Florida Int'l 61 71

290 A St. Bonaventure 56 85

323 A St. Francis (Pa.) 51 52

323 H St. Francis (Pa.) 88 58

LAST 10 Division I GAMES:

144 H Monmouth 48 62

262 H Sacred Heart 73 56

262 H Sacred Heart 86 68

232 A Wagner 74 55

260 A Quinnipiac 79 67

323 A St. Francis (Pa.) 51 52

323 H St. Francis (Pa.) 88 58

213 A Robert Morris 74 77

274 H Long Island 81 58

144 A Monmouth 48 63

Central Conn. St.

Central Conn. St.

Non-Div I Games:

Central Conn. St.

Loss, Non-Conf, S Site, H Home A Away N Neutral

Average RPI Win: 212
Average RPI Loss: 163

WON-LOST
RECORD

WINNING
PCT. RANK

LAST 10
GAMES

STRENGTH OF
SCHEDULE

OPP. STRENGTH
OF SCHEDULE

TEAM
RPI

CONF.
RPI

DIV. I ONLY

3- 24

325

1- 9

201

193

315

16

DIV. I NON-CONF.

2- 6

268

1- 0

249

223

290

17

TOTALS

RPI 1-50

RPI 51-100

W-L RECORDS

RPI 101-200

RPI 201+

3- 24

0- 3

0- 5

OVERALL

2- 8

1- 8

2- 10

0- 2

0- 2

HOME

1- 4

1- 2

1- 14

0- 1

0- 3

AWAY

1- 4

0- 6

0- 0

0- 0

0- 0

NEUTRAL

0- 0

0- 0

2- 6

0- 2

0- 0

NON-CONFERENCE

1- 1

1- 3

2- 1

0- 1

0- 0

HOME

1- 0

1- 0

0- 5

0- 1

0- 0

AWAY

0- 1

0- 3

0- 0

0- 0

0- 0

NEUTRAL

0- 0

0- 0

1- 18

0- 1

0- 5

CONFERENCE

1- 7

0- 5

0- 9

0- 1

0- 2

HOME

0- 4

0- 2

1- 9

0- 0

0- 3

AWAY

1- 3

0- 3

0- 0

0- 0

0- 0

NEUTRAL

0- 0

0- 0

RPI 1-50

RPI S Opponent

Score

RPI 51-100

RPI S Opponent

Score

RPI 101-200

RPI S Opponent







Score











RPI 201+

RPI S Opponent


















Team's RPI: 315

Score




















29  Southern Ill. 54 
47  Michigan 60 
48  Kent St. 60 

70  Akron 69 
84  Miami (Ohio) 49 
84  Miami (Ohio) 62 
99  Ohio 44 
99  Ohio 53 

127  Northern Ill. 70 
127  Northern Ill. 43 
130  Buffalo 71 61
130  Buffalo 59 
148  Toledo 62 
148  Toledo 64 
183  Dayton 36 
186  Wis.-Green Bay 67 62
195  Western Mich. 57 
195  Western Mich. 71 

225  East Tenn. St. 57 
245  Cleveland St. 43 
254  Ball St. 41 
254  Ball St. 60 
256  Bowling Green 44 
264  UMKC 65 
306  Eastern Mich. 75 
306  Eastern Mich. 69 
321  Morehead St. 87 76

LAST 10 Division I GAMES:





99  Ohio 53 
148  Toledo 64 
306  Eastern Mich. 69 
195  Western Mich. 57 
127  Northern Ill. 70 
321  Morehead St. 87 76
254  Ball St. 60 
130  Buffalo 59 
148  Toledo 62 
306  Eastern Mich. 75 

Central Mich.

Central Mich.

Non-Div I Games: Rochester College 89 42

Central Mich.

 Loss,  Non-Conf, S Site,  Home  Away N Neutral

Charleston SO.				Through Games of Sunday, March 12, 2000				
Average RPI Win: 258		WON-LOST	WINNING	LAST 10	STRENGTH OF	OPP. STRENGTH	TEAM	CONF.
Average RPI Loss: 142		RECORD	PCT. RANK	GAMES	SCHEDULE	OF SCHEDULE	RPI	RPI
DIV. I ONLY		10- 15	236	6- 4	224	263	226	19
DIV. I NON-CONF.		2- 5	255	0- 0	238	191	278	24
<hr/>								
TOTALS		RPI 1-50	RPI 51-100	W-L RECORDS	RPI 101-200	RPI 201+		
10- 15		0- 0	0- 4	OVERALL	3- 9	7- 2		
4- 5		0- 0	0- 2	HOME	1- 3	3- 0		
6- 9		0- 0	0- 2	AWAY	2- 5	4- 2		
0- 1		0- 0	0- 0	NEUTRAL	0- 1	0- 0		
2- 5		0- 0	0- 2	NON-CONFERENCE	1- 1	1- 2		
0- 1		0- 0	0- 1	HOME	0- 0	0- 0		
2- 4		0- 0	0- 1	AWAY	1- 1	1- 2		
0- 0		0- 0	0- 0	NEUTRAL	0- 0	0- 0		
8- 10		0- 0	0- 2	CONFERENCE	2- 8	6- 0		
4- 4		0- 0	0- 1	HOME	1- 3	3- 0		
4- 5		0- 0	0- 1	AWAY	1- 4	3- 0		
0- 1		0- 0	0- 0	NEUTRAL	0- 1	0- 0		
<hr/>								
RPI 1-50		RPI 51-100		RPI 101-200		RPI 201+		Team's RPI: 226
RPI S	Opponent	Score	RPI S	Opponent	Score	RPI S	Opponent	Score
			73 A	Winthrop	59 76	121 A	Coastal Caro.	62 63
			73 H	Winthrop	61 79	121 H	Coastal Caro.	69 71
			77 H	Clemson	56 68	121 N	Coastal Caro.	67 73
			85 A	Wake Forest	47 87	137 A	St. John's (N.Y.)	50 64
						161 A	Birmingham-So.	61 73
						161 A	Birmingham-So.	97 76
						161 H	Birmingham-So.	46 62
						164 A	High Point	67 78
						164 H	High Point	86 66
						188 A	Col. of Charleston	82 77
						193 A	Radford	76 81
						193 H	Radford	71 80
<hr/>								
LAST 10 Division I GAMES:								
			121 N	Coastal Caro.	67 73	193 A	Radford	76 81
			161 A	Birmingham-So.	97 76	316 A	Liberty	61 45
			239 A	UNC Asheville	75 71	121 H	Coastal Caro.	69 71
			161 H	Birmingham-So.	46 62	164 H	High Point	86 66
			318 H	VMI	59 48	316 H	Liberty	73 71

Non-Div I Games: Erskine 57 46 Newberry 91 74 Southern Wesleyan 88 92 Asbury 108 61 Charleston So.

Loss, Non-Conf, S Site, H Home A Away N Neutral

Average RPI Win: 169

Average RPI Loss: 97

WON-LOST
RECORDWINNING
PCT. RANKLAST 10
GAMESSTRENGTH OF
SCHEDULEOPP. STRENGTH
OF SCHEDULETEAM
RPICONF.
RPI

DIV. I ONLY

18- 12

100

5- 5

138

92

104

11

DIV. I NON-CONF.

7- 6

148

1- 2

214

34

153

9

TOTALS

RPI 1-50

RPI 51-100

W-L RECORDS

RPI 101-200

RPI 201+

18- 12

1- 4

3- 3

OVERALL

8- 5

7- 1

8- 6

0- 2

2- 1

HOME

3- 3

4- 0

9- 5

1- 2

1- 2

AWAY

5- 1

2- 1

1- 1

0- 0

0- 0

NEUTRAL

0- 1

1- 0

7- 6

0- 2

2- 1

NON-CONFERENCE

2- 4

4- 0

4- 3

0- 1

1- 0

HOME

1- 2

2- 0

3- 3

0- 1

1- 1

AWAY

1- 1

1- 0

1- 1

0- 0

0- 0

NEUTRAL

0- 1

1- 0

11- 6

1- 2

1- 2

CONFERENCE

6- 1

3- 1

5- 3

0- 1

1- 1

HOME

2- 1

2- 0

6- 3

1- 1

0- 1

AWAY

4- 0

1- 1

0- 0

0- 0

0- 0

NEUTRAL

0- 0

0- 0

RPI 1-50

RPI 51-100

RPI 101-200 Team's RPI: 104

RPI 201+

RPI	S	Opponent	Score
34	H	Indiana	54 71
37	A	George Washington	85 86
37	H	George Washington	69 83
40	A	Cincinnati	80 86
43	A	St. Joseph's	57 50

RPI	S	Opponent	Score
74	H	Temple	66 59
75	A	Rutgers	85 82
80	A	Xavier	55 59
80	H	Xavier	65 78
85	A	Wake Forest	56 59
94	H	Davidson	85 81

RPI	S	Opponent	Score
101	H	St. Louis	74 77
102	N	Northwestern	47 61
103	A	La Salle	64 52
113	H	Mississippi St.	38 53
126	A	Massachusetts	72 71
134	A	Fordham	81 75
140	A	La.-Lafayette	67 62
152	H	Rhode Island	88 80
159	H	Ga. Southern	77 61
170	A	Wyoming	78 87
182	H	Valparaiso	77 80
183	A	Dayton	73 65
183	H	Dayton	62 49

RPI	S	Opponent	Score
205	A	Richmond	56 63
205	H	Richmond	64 47
215	N	Coppin St.	82 65
238	H	Portland	59 46
239	H	UNC Asheville	92 59
244	A	Georgia St.	73 68
290	A	St. Bonaventure	76 60
308	H	Duquesne	77 71

LAST 10 Division I GAMES:

40	A	Cincinnati	80 86
159	H	Ga. Southern	77 61
80	A	Xavier	55 59
37	A	George Washington	85 86
308	H	Duquesne	77 71
101	H	St. Louis	74 77
126	A	Massachusetts	72 71
134	A	Fordham	81 75
205	H	Richmond	64 47
85	A	Wake Forest	56 59

Charlotte

Charlotte

Non-Div I Games:

Charlotte

Loss,
 Non-Conf, S Site,
 H Home
A Away
 N Neutral

Average RPI Win: 230
Average RPI Loss: 154

WON-LOST
RECORD

WINNING
PCT. RANK

LAST 10
GAMES

STRENGTH OF
SCHEDULE

OPP. STRENGTH
OF SCHEDULE

TEAM
RPI

CONF.
RPI

DIV. I ONLY	15- 13	132	7- 3	197	253	169	24
DIV. I NON-CONF.	5- 6	178	0- 0	137	200	164	22

TOTALS	RPI 1-50	RPI 51-100	W-L RECORDS	RPI 101-200	RPI 201+
15- 13	1- 0	1- 2	OVERALL	2- 9	11- 2
9- 3	1- 0	1- 0	HOME	1- 3	6- 0
4- 8	0- 0	0- 1	AWAY	1- 5	3- 2
2- 2	0- 0	0- 1	NEUTRAL	0- 1	2- 0
5- 6	1- 0	0- 1	NON-CONFERENCE	1- 5	3- 0
4- 1	1- 0	0- 0	HOME	1- 1	2- 0
0- 4	0- 0	0- 1	AWAY	0- 3	0- 0
1- 1	0- 0	0- 0	NEUTRAL	0- 1	1- 0
10- 7	0- 0	1- 1	CONFERENCE	1- 4	8- 2
5- 2	0- 0	1- 0	HOME	0- 2	4- 0
4- 4	0- 0	0- 0	AWAY	1- 2	3- 2
1- 1	0- 0	0- 1	NEUTRAL	0- 0	1- 0

RPI S Opponent Score
39 H Creighton 69 64

RPI S Opponent Score
83 A Minnesota 46 67
94 H Davidson 65 59
94 N Davidson 55 80

RPI S Opponent Score
111 N Holy Cross 65 82
113 A Mississippi St. 48 64
114 A Middle Tenn. 71 81
115 H Belmont 79 93
155 H Austin Peay 77 67
159 H Ga. Southern 71 93
172 A El on 61 69
172 H El on 74 92
188 A Col. of Charleston 53 67
188 A Col. of Charleston 65 63
200 A North Texas 76 83

RPI S Opponent Score
220 A Furman 71 76
230 N Mt. St. Mary's 85 74
235 A Appalachi an St. 73 57
235 H Appalachi an St. 64 50
235 N Appalachi an St. 78 75
265 A Western Caro. 56 74
265 H Western Caro. 71 67
280 A UNC Greensboro 76 67
280 H UNC Greensboro 78 69
281 H Maine 90 75
288 H Wofford 82 71
320 A Citadel 74 64
326 H Howard 68 63

LAST 10 Division I GAMES:

94 N Davidson 55 80
235 N Appalachi an St. 78 75
188 A Col. of Charleston 65 63
265 H Western Caro. 71 67
235 H Appalachi an St. 64 50
172 A El on 61 69
280 A UNC Greensboro 76 67
288 H Wofford 82 71
159 H Ga. Southern 71 93
320 A Citadel 74 64

Non-Div I Games: P. R. -Mayaguez 93 67 Milligan 97 50 Virginia Interm 92 62 Asbury 97 60 Chattanooga

Loss, Non-Conf, S Site, H Home A Away N Neutral

Average RPI Win:

252

WON-LOST

WINNING

LAST 10

STRENGTH OF

OPP. STRENGTH

TEAM

CONF.

Average RPI Loss:

152

RECORD

PCT. RANK

GAMES

SCHEDULE

OF SCHEDULE

RPI

RPI

DIV. I ONLY

11- 19

257

7- 3

195

247

227

29

DIV. I NON-CONF.

1- 10

318

0- 0

65

22

263

27

TOTALS

RPI 1-50

RPI 51-100

W-L RECORDS

RPI 101-200

RPI 201+

11- 19

0- 3

0- 3

OVERALL

4- 8

7- 5

6- 2

0- 0

0- 0

HOME

2- 1

4- 1

3- 15

0- 3

0- 2

AWAY

1- 7

2- 3

2- 2

0- 0

0- 1

NEUTRAL

1- 0

1- 1

1- 10

0- 3

0- 3

NON-CONFERENCE

1- 3

0- 1

0- 0

0- 0

0- 0

HOME

0- 0

0- 0

1- 8

0- 3

0- 2

AWAY

1- 3

0- 0

0- 2

0- 0

0- 1

NEUTRAL

0- 0

0- 1

10- 9

0- 0

0- 0

CONFERENCE

3- 5

7- 4

6- 2

0- 0

0- 0

HOME

2- 1

4- 1

2- 7

0- 0

0- 0

AWAY

0- 4

2- 3

2- 0

0- 0

0- 0

NEUTRAL

1- 0

1- 0

RPI 1-50

RPI S Opponent

Score

5 A Ohio St. 52 81

33 A Bradley 58 68

47 A Michigan 69 86

RPI 51-100

RPI S Opponent

Score

71 A Louisville 54 78

96 A Nebraska 65 76

97 N New Mexico St. 63 78

RPI 101-200

RPI S Opponent

Score

101 A St. Louis 52 58

131 A Oral Roberts 58 69

131 A Oral Roberts 72 85

131 H Oral Roberts 65 74

133 A Ill. -Chicago 75 74

158 A IUPUI 64 87

158 H IUPUI 74 66

158 N IUPUI 57 53

175 A Purdue 56 69

178 H Detroit 65 68

182 A Valparaiso 64 70

182 H Valparaiso 90 76

RPI 201+

Team's RPI: 227

RPI S Opponent

Score

234 N Cal St. Fullerton 80 88

264 A UMKC 81 82

264 H UMKC 75 80

264 N UMKC 75 66

285 A Oakland 76 89

285 H Oakland 91 80

303 A Southern Utah 59 73

303 H Southern Utah 64 60

317 A Western Ill. 87 73

317 H Western Ill. 75 73

325 A Centenary (La.) 67 63

325 H Centenary (La.) 77 69

LAST 10 Division I Games:

131 A Oral Roberts 72 85

158 N IUPUI 57 53

264 N UMKC 75 66

285 H Oakland 91 80

158 H IUPUI 74 66

317 A Western Ill. 87 73

182 A Valparaiso 64 70

325 H Centenary (La.) 77 69

303 H Southern Utah 64 60

264 A UMKC 81 82

Chicago St.

Chicago St.

Non-Div I Games:

Chicago St.

Loss, Non-Conf, S Site, H Home A Away N Neutral

Average RPI Win: 109

Average RPI Loss: 45

WON-LOST
RECORDWINNING
PCT. RANKLAST 10
GAMESSTRENGTH OF
SCHEDULEOPP. STRENGTH
OF SCHEDULETEAM
RPICONF.
RPI

DIV. I ONLY

18- 12

100

5- 5

7

6

40

2

DIV. I NON-CONF.

10- 3

54

2- 1

23

59

16

2

TOTALS

RPI 1-50

RPI 51-100

W-L RECORDS

RPI 101-200

RPI 201+

18- 12

4- 8

8- 4

OVERALL

5- 1

3- 0

13- 4

1- 3

7- 1

HOME

4- 1

3- 0

3- 7

2- 4

1- 3

AWAY

0- 0

0- 0

2- 1

1- 1

0- 0

NEUTRAL

1- 0

0- 0

10- 3

1- 1

5- 2

NON-CONFERENCE

4- 1

2- 0

9- 3

0- 1

4- 1

HOME

3- 1

2- 0

1- 1

0- 0

1- 1

AWAY

0- 0

0- 0

2- 0

1- 0

0- 0

NEUTRAL

1- 0

0- 0

8- 9

3- 7

3- 2

CONFERENCE

1- 0

1- 0

6- 2

1- 2

3- 0

HOME

1- 0

1- 0

2- 6

2- 4

0- 2

AWAY

0- 0

0- 0

0- 1

0- 1

0- 0

NEUTRAL

0- 0

0- 0

RPI 1-50

Team's RPI: 40

RPI S Opponent

Score

2	H	Villanova	72	74
3	A	Connecticut	59	70
4	H	Memphis	81	91
11	A	Pittsburgh	69	89
13	N	LSU	75	72
17	A	Syracuse	82	65
17	H	Syracuse	58	77
17	N	Syracuse	73	74
31	A	Marquette	70	66
36	A	Georgetown	57	76
38	A	West Virginia	57	66
38	H	West Virginia	78	75

RPI 51-100

RPI S Opponent

Score

58	A	Seton Hall	62	72
62	H	South Carolina	62	65
65	H	Murray St.	79	75
71	A	Louisville	50	67
71	H	Louisville	74	68
72	A	Vanderbilt	92	83
75	H	Rutgers	71	66
80	A	Xavier	71	73
83	H	Minnesota	76	62
84	H	Miami (Ohio)	75	65
91	H	DePaul	82	60
99	H	Ohio	86	58

RPI 101-200

RPI S Opponent

Score

104	H	Charlotte	86	80
108	H	Providence	66	64
111	H	Holy Cross	77	55
135	H	Tennessee Tech	105	62
183	H	Dayton	66	75
183	N	Dayton	81	63

RPI 201+

RPI S Opponent

Score

232	H	Illinois St.	76	59
236	H	South Fla.	73	60
324	H	N.C. A&T	105	69

LAST 10 Division I GAMES:

62	H	South Carolina	62	65
83	H	Minnesota	76	62
104	H	Charlotte	86	80
17	N	Syracuse	73	74
38	H	West Virginia	78	75
58	A	Seton Hall	62	72
2	H	Villanova	72	74
108	H	Providence	66	64
17	A	Syracuse	82	65
11	A	Pittsburgh	69	89

Non-Div I Games: Ark.-Monticello 84 63

Cincinnati

DIV. I ONLY		6- 21	305	4- 6	319	292	320	24
DIV. I	NON-CONF.	4- 6	207	2- 0	333	312	320	22
TOTALS		RPI 1-50	RPI 51-100	W-L RECORDS	RPI 101-200	RPI 201+		
6- 21		0- 0	0- 5	OVERALL	0- 6	6- 10		
2- 10		0- 0	0- 3	HOME	0- 3	2- 4		
3- 10		0- 0	0- 2	AWAY	0- 3	3- 5		
1- 1		0- 0	0- 0	NEUTRAL	0- 0	1- 1		
4- 6		0- 0	0- 2	NON-CONFERENCE	0- 0	4- 4		
1- 2		0- 0	0- 1	HOME	0- 0	1- 1		
2- 3		0- 0	0- 1	AWAY	0- 0	2- 2		
1- 1		0- 0	0- 0	NEUTRAL	0- 0	1- 1		
2- 15		0- 0	0- 3	CONFERENCE	0- 6	2- 6		
1- 8		0- 0	0- 2	HOME	0- 3	1- 3		
1- 7		0- 0	0- 1	AWAY	0- 3	1- 3		
0- 0		0- 0	0- 0	NEUTRAL	0- 0	0- 0		
RPI 1-50		RPI 51-100		RPI 101-200		RPI 201+		Team's RPI: 320
RPI S	Opponent	Score	RPI S Opponent	Score	RPI S Opponent	Score	RPI S Opponent	Score
51	A North Carolina St.	59 91	159	A Ga. Southern	68 96	220	A Furman	57 81
94	A Davi dson	49 85	159	H Ga. Southern	65 83	220	H Furman	41 64
94	H Davi dson	77 81	169	H Chattanooga	64 74	220	H Furman	65 53
94	H Davi dson	73 79	172	A El on	62 73	226	H Charleston So.	57 74
98	H Penn	49 84	188	A Col. of Charleston	65 77	235	H Appal achi an St.	65 66
			188	H Col. of Charleston	52 72	237	N Del aware	57 77
						265	A Western Caro.	57 83
						267	N Stetson	73 60
						280	A UNC Greensboro	46 65
						288	A Wofford	84 80
						288	H Wofford	52 67
						298	A Navy	70 84
						308	A Duquesne	61 90
						322	A Army	70 68
						333	A Savannah St.	70 61
						333	H Savannah St.	80 73
LAST 10 Division I GAMES:								
94	H Davi dson	73 79	188	H Col. of Charleston	52 72			
220	H Furman	65 53	94	H Davi dson	77 81			
288	A Wofford	84 80	159	A Ga. Southern	68 96			
333	A Savannah St.	70 61	333	H Savannah St.	80 73			
220	H Furman	41 64	172	A El on	62 73			

Non-Di v I	Games: Atlanta	Christi a	126	61	Fl a.	Chri sti an	126	43	Webber	Int' l	73	56	Asbury	Ci tadel	75	48
------------	----------------	-----------	-----	----	-------	-------------	-----	----	--------	--------	----	----	--------	----------	----	----

Average RPI Win:

226

WON-LOST

WINNING

LAST 10

STRENGTH OF

OPP. STRENGTH

TEAM

CONF.

Average RPI Loss:

124

RECORD

PCT. RANK

GAMES

SCHEDULE

OF SCHEDULE

RPI

RPI

DIV. I ONLY

8- 18

275

2- 8

147

166

245

15

DIV. I NON-CONF.

3- 6

229

1- 0

87

176

179

15

TOTALS

RPI 1-50

RPI 51-100

W-L RECORDS

RPI 101-200

RPI 201+

8- 18

0- 3

0- 5

OVERALL

4- 8

4- 2

4- 10

0- 0

0- 3

HOME

1- 5

3- 2

4- 8

0- 3

0- 2

AWAY

3- 3

1- 0

0- 0

0- 0

0- 0

NEUTRAL

0- 0

0- 0

3- 6

0- 3

0- 1

NON-CONFERENCE

0- 1

3- 1

3- 3

0- 0

0- 1

HOME

0- 1

3- 1

0- 3

0- 3

0- 0

AWAY

0- 0

0- 0

0- 0

0- 0

0- 0

NEUTRAL

0- 0

0- 0

5- 12

0- 0

0- 4

CONFERENCE

4- 7

1- 1

1- 7

0- 0

0- 2

HOME

1- 4

0- 1

4- 5

0- 0

0- 2

AWAY

3- 3

1- 0

0- 0

0- 0

0- 0

NEUTRAL

0- 0

0- 0

RPI 1-50

RPI S Opponent Score

RPI 51-100

RPI S Opponent Score



RPI 101-200



RPI S Opponent Score



RPI 201+



Team's RPI: 245



RPI S Opponent Score



12  North Carolina 55 



18  Michigan St. 75 



48  Kent St. 68 



53  Wis. -Milwaukee 68 


53  Wis. -Milwaukee 57 



70  Akron 50 



82  Butler 49 



82  Butler 51 



119  Albany (N. Y.) 65 



133  Ill. -Chicago 87 83


133  Ill. -Chicago 67 


138  Loyola (Ill.) 75 



138  Loyola (Ill.) 60 


178  Detroit 73 



178  Detroit 58 


178  Detroit 59 53



179  Wright St. 63 56


179  Wright St. 55 


186  Wis. -Green Bay 66 63


186  Wis. -Green Bay 72 


237  Delaware 52 40

253  Florida A&M 66 



279  Utah Valley St. 70 69



304  Youngstown St. 63 50



304  Youngstown St. 63 


315  Central Mich. 56 43


LAST 10 Division I GAMES:



178  Detroit 58 



186  Wis. -Green Bay 72 



133  Ill. -Chicago 67 



237  Delaware 52 40



179  Wright St. 63 56

53  Wis. -Milwaukee 57 

82  Butler 49 





138  Loyola (Ill.) 75 

178  Detroit 73 

304  Youngstown St. 63 

Non-Div I Games: John Carroll 84 53 Rochester College 76 43

Cleveland St.

 Loss,  Non-Conf, S Site,  Home  Away N Neutral

Average RPI Win: 223
Average RPI Loss: 142

WON-LOST
RECORD

WINNING
PCT. RANK

LAST 10
GAMES

STRENGTH OF
SCHEDULE

OPP. STRENGTH
OF SCHEDULE

TEAM
RPI

CONF.
RPI

DIV. I ONLY

16- 10

92

9- 1

216

229

121

19

DIV. I NON-CONF.

2- 5

255

0- 0

190

88

258

24

TOTALS

RPI 1-50

RPI 51-100

W-L RECORDS

RPI 101-200

RPI 201+

16- 10

0- 2

2- 2

OVERALL

3- 5

11- 1

10- 1

0- 0

1- 0

HOME

2- 1

7- 0

5- 9

0- 2

1- 2

AWAY

1- 4

3- 1

1- 0

0- 0

0- 0

NEUTRAL

0- 0

1- 0

2- 5

0- 2

0- 1

NON-CONFERENCE

0- 2

2- 0

2- 0

0- 0

0- 0

HOME

0- 0

2- 0

0- 5

0- 2

0- 1

AWAY

0- 2

0- 0

0- 0

0- 0

0- 0

NEUTRAL

0- 0

0- 0

14- 5

0- 0

2- 1

CONFERENCE

3- 3

9- 1

8- 1

0- 0

1- 0

HOME

2- 1

5- 0

5- 4

0- 0

1- 1

AWAY

1- 2

3- 1

1- 0

0- 0

0- 0

NEUTRAL

0- 0

1- 0

RPI 1-50

RPI S Opponent

Score

RPI 51-100

RPI S Opponent

Score

RPI 101-200

Team's RPI: 121





RPI S Opponent







Score














RPI 201+













RPI S Opponent

Score






24  Wi sconsi n 54 
28  UNC Wi l mi ngton 50 






73  Wi nthrop 64 57
73  Wi nthrop 50 
73  Wi nthrop 64 50
83  Mi nnesota 57 

161  Bi rmi ngham-So. 64 
161  Bi rmi ngham-So. 69 59
164  Hi gh Poi nt 62 
164  Hi gh Poi nt 78 60
181  Jacksonville St. 71 
193  Radford 84 75
193  Radford 69 
194  Eastern Ky. 51 


222  South Caroli na St. 72 57
226  Charleston So. 71 69
226  Charleston So. 63 62
226 N Charleston So. 73 67
239  UNC Asheville 88 70
239  UNC Asheville 84 72
239  UNC Asheville 78 62
316  Li berty 78 61
316  Li berty 72 60
318  VMI 77 
318  VMI 76 63
331  Jacksonvi lle 81 66

LAST 10 Division I GAMES:

73  Wi nthrop 50 
226 N Charleston So. 73 67
239  UNC Asheville 78 62
193  Radford 84 75
316  Li berty 78 61

318  VMI 76 63
161  Bi rmi ngham-So. 69 59
239  UNC Asheville 88 70
226  Charleston So. 71 69
164  Hi gh Poi nt 78 60

Non-Div I Games: St. Andrews 84 70 Coker 70 35 Chowan 81 59 Ohio Valley 109 76 Coastal Caro.

 Loss,  Non-Conf, S Site,  Home  Away N Neutral

Average RPI Win:	247	WON-LOST	WINNING	LAST 10	STRENGTH OF	OPP. STRENGTH	TEAM	CONF.
Average RPI Loss:	157	RECORD	PCT. RANK	GAMES	SCHEDULE	OF SCHEDULE	RPI	RPI

DIV. I ONLY	15- 11	117	6- 4	264	273	188	24
DIV. I NON-CONF.	6- 4	113	1- 0	273	252	167	22

TOTALS	RPI 1-50	RPI 51-100	W-L RECORDS	RPI 101-200	RPI 201+
15- 11	1- 0	0- 4	OVERALL	1- 4	13- 3
9- 5	0- 0	0- 1	HOME	1- 2	8- 2
5- 6	1- 0	0- 3	AWAY	0- 2	4- 1
1- 0	0- 0	0- 0	NEUTRAL	0- 0	1- 0
6- 4	1- 0	0- 2	NON-CONFERENCE	0- 0	5- 2
4- 2	0- 0	0- 0	HOME	0- 0	4- 2
1- 2	1- 0	0- 2	AWAY	0- 0	0- 0
1- 0	0- 0	0- 0	NEUTRAL	0- 0	1- 0
9- 7	0- 0	0- 2	CONFERENCE	1- 4	8- 1
5- 3	0- 0	0- 1	HOME	1- 2	4- 0
4- 4	0- 0	0- 1	AWAY	0- 2	4- 1
0- 0	0- 0	0- 0	NEUTRAL	0- 0	0- 0

RPI S	Opponent	Score
28 A	UNC Wil mington	81 77

RPI S	Opponent	Score
71 A	Loui svi lle	63 78
81 A	Va. Commonweal th	71 76
94 A	Davi dson	63 65
94 H	Davi dson	70 80

RPI S	Opponent	Score
159 A	Ga. Southern	68 71
159 H	Ga. Southern	79 91
169 H	Chattanooga	67 53
169 H	Chattanooga	63 65
172 A	El on	69 76

RPI S	Opponent	Score
212 N	Fla. Atlantic	90 73
220 A	Furman	67 65
220 H	Furman	66 53
221 H	Towson	75 86
226 H	Charleston So.	77 82
235 H	Appal achi an St.	64 53
243 H	Ri der	72 67
244 H	Georgi a St.	83 75
265 A	Western Caro.	67 59
280 A	UNC Greensboro	58 72
288 A	Wofford	66 58
288 H	Wofford	69 64
314 H	Longwood	77 53
320 A	Ci tadel	72 52
320 H	Ci tadel	77 65
332 H	North Fla.	85 63

LAST 10 Div sion I GAMES:

169 H	Chattanooga	63 65	159 H	Ga. Southern	79 91
94 A	Davi dson	63 65	220 A	Furman	67 65
288 H	Wofford	69 64	172 A	El on	69 76
244 H	Georgi a St.	83 75	235 H	Appal achi an St.	64 53
320 A	Ci tadel	72 52	169 H	Chattanooga	67 53

Non-Di v I Games: Lees-McRae 97 47 Fla. Christian 96 42

Col. of Charleston

Loss,
Non-Conf,
S Site,
H Home
A Away
N Neutral

Average RPI Win: 282
Average RPI Loss: 157

WON-LOST
RECORD

WINNING
PCT. RANK

LAST 10
GAMES

STRENGTH OF
SCHEDULE

OPP. STRENGTH
OF SCHEDULE

TEAM
RPI

CONF.
RPI

DIV. I ONLY

9- 19

268

3- 7

248

243

286

21

DIV. I NON-CONF.

5- 8

212

0- 0

220

274

237

19

TOTALS

RPI 1-50

RPI 51-100

W-L RECORDS

RPI 101-200

RPI 201+

9- 19

0- 5

0- 0

OVERALL

1- 5

8- 9

5- 6

0- 1

0- 0

HOME

1- 2

4- 3

2- 11

0- 3

0- 0

AWAY

0- 2

2- 6

2- 2

0- 1

0- 0

NEUTRAL

0- 1

2- 0

5- 8

0- 3

0- 0

NON-CONFERENCE

1- 0

4- 5

3- 1

0- 0

0- 0

HOME

1- 0

2- 1

0- 6

0- 2

0- 0

AWAY

0- 0

0- 4

2- 1

0- 1

0- 0

NEUTRAL

0- 0

2- 0

4- 11

0- 2

0- 0

CONFERENCE

0- 5

4- 4

2- 5

0- 1

0- 0

HOME

0- 2

2- 2

2- 5

0- 1

0- 0

AWAY

0- 2

2- 2

0- 1

0- 0

0- 0

NEUTRAL

0- 1

0- 0

RPI 1-50

RPI	S	Opponent	Score
7	A	Iowa	51 73
17	A	Syracuse	35 58
36	N	Georgetown	45 61
42	A	Bucknel I	43 62
42	H	Bucknel I	59 68

RPI 51-100

RPI	S	Opponent	Score
-----	---	----------	-------

RPI 101-200

RPI	S	Opponent	Score
111	A	Holy Cross	42 60
111	H	Holy Cross	56 62
150	A	Lehigh	58 67
150	H	Lehigh	45 53
150	N	Lehigh	44 48
199	H	Princeton	62 39

RPI 201+

Team's RPI: 286

RPI	S	Opponent	Score
206	A	American	64 72
206	H	American	66 74
207	A	Cornell	56 69
212	H	Fla. Atlantic	78 74
214	A	Harvard	59 68
250	H	New Hampshire	52 60
260	A	Quinnipiac	59 67
261	A	Lafayette	74 85
261	H	Lafayette	55 63
279	N	Utah Valley St.	55 42
297	N	Mississippi Val.	64 53
298	A	Navy	80 72
298	H	Navy	63 60
310	A	Stony Brook	57 70
311	H	Dartmouth	65 64
322	A	Army	71 58
322	H	Army	60 41

LAST 10 Division I GAMES:

150	N	Lehigh	44 48	206	A	American	64 72
298	A	Navy	80 72	261	H	Lafayette	55 63
111	H	Holy Cross	56 62	42	H	Bucknel I	59 68
298	H	Navy	63 60	322	H	Army	60 41
150	A	Lehigh	58 67	111	A	Holy Cross	42 60

Colgate

Colgate

Non-Div I Games: Hobart

72 47

Colgate

Loss, Non-Conf, S Site, H Home A Away N Neutral

Average RPI Win:	162	WON-LOST	WINNING	LAST 10	STRENGTH OF	OPP. STRENGTH	TEAM	CONF.
Average RPI Loss:	66	RECORD	PCT. RANK	GAMES	SCHEDULE	OF SCHEDULE	RPI	RPI

DIV. I ONLY	20- 9	52	5- 5	115	64	59	5
DIV. I NON-CONF.	10- 1	10	0- 1	274	255	68	8

TOTALS	RPI 1-50	RPI 51-100	W-L RECORDS	RPI 101-200	RPI 201+
20- 9	2- 5	4- 3	OVERALL	9- 2	5- 0
14- 1	2- 1	2- 1	HOME	6- 0	4- 0
4- 7	0- 3	2- 2	AWAY	1- 2	1- 0
2- 1	0- 1	0- 0	NEUTRAL	2- 0	0- 0
10- 1	1- 0	1- 1	NON-CONFERENCE	3- 1	5- 0
7- 1	1- 0	0- 1	HOME	2- 0	4- 0
2- 1	0- 0	1- 0	AWAY	0- 1	1- 0
1- 0	0- 0	0- 0	NEUTRAL	1- 0	0- 0
10- 8	1- 5	3- 2	CONFERENCE	6- 1	0- 0
7- 1	1- 1	2- 0	HOME	4- 0	0- 0
2- 6	0- 3	1- 2	AWAY	1- 1	0- 0
1- 1	0- 1	0- 0	NEUTRAL	1- 0	0- 0

RPI 1-50				RPI 51-100				Team's RPI: 59				RPI 101-200				RPI 201+			
RPI	S	Opponent	Score	RPI	S	Opponent	Score	RPI	S	Opponent	Score	RPI	S	Opponent	Score	RPI	S	Opponent	Score
8	A	Texas	64 89	69	H	Old Domini on	61 79	110	A	Kansas St.	60 72	278	H	Cal Poly	93 75				
16	H	Okl ahoma	84 75	89	A	Okl ahoma St.	80 78	110	H	Kansas St.	79 75	287	A	TCU	77 59				
20	A	Kansas	54 75	93	A	Iowa St.	79 96	122	N	St. Mary' s (Cal .)	73 54	305	H	Mercer	117 74				
20	H	Kansas	63 75	93	H	Iowa St.	84 82	136	H	Texas Tech	66 64	311	H	Dartmouth	83 65				
28	H	UNC Wi l mi ngton	73 54	96	A	Nebraska	77 93	139	A	Mi ssouri	74 71	333	H	Savannah St.	116 52				
44	A	Texas A&M	58 61	96	H	Nebraska	81 59	139	H	Mi ssouri	78 60								
44	N	Texas A&M	53 86	98	A	Penn	78 60	151	A	Col orado St.	82 83								
								162	H	Utah	76 52								
								167	H	Bayl or	81 48								
								167	N	Bayl or	65 61								
								168	H	UC Irvi ne	96 80								
LAST 10 Div sion I GAMES:																			
69	H	Old Domini on	61 79	139	H	Mi ssouri	78 60												
44	N	Texas A&M	53 86	96	A	Nebraska	77 93												
167	N	Bayl or	65 61	110	A	Kansas St.	60 72												
93	H	Iowa St.	84 82	16	H	Okl ahoma	84 75												
20	A	Kansas	54 75	136	H	Texas Tech	66 64												

Non-Di v I Games:

Col orado

Average RPI Win:

191

WON-LOST

WINNING

LAST 10

STRENGTH OF

OPP. STRENGTH

TEAM

CONF.

Average RPI Loss:

99

RECORD

PCT. RANK

GAMES

SCHEDULE

OF SCHEDULE

RPI

RPI

DIV. I ONLY

14- 15

169

4- 6

136

97

151

8

DIV. I NON-CONF.

9- 2

31

0- 0

178

128

60

10

TOTALS

RPI 1-50

RPI 51-100

W-L RECORDS

RPI 101-200

RPI 201+

14- 15

0- 2

2- 8

OVERALL

7- 4

5- 1

7- 6

0- 1

1- 3

HOME

3- 2

3- 0

5- 7

0- 1

1- 3

AWAY

3- 2

1- 1

2- 2

0- 0

0- 2

NEUTRAL

1- 0

1- 0

9- 2

0- 0

2- 1

NON-CONFERENCE

4- 1

3- 0

5- 0

0- 0

1- 0

HOME

2- 0

2- 0

3- 1

0- 0

1- 0

AWAY

1- 1

1- 0

1- 1

0- 0

0- 1

NEUTRAL

1- 0

0- 0

5- 13

0- 2

0- 7

CONFERENCE

3- 3

2- 1

2- 6

0- 1

0- 3

HOME

1- 2

1- 0

2- 6

0- 1

0- 3

AWAY

2- 1

0- 1

1- 1

0- 0

0- 1

NEUTRAL

0- 0

1- 0

RPI 1-50

RPI S Opponent

Score

50 A Air Force

56 71

50 H Air Force

59 63

RPI 51-100

RPI S Opponent

Score

56 A San Diego St.

75 83

56 H San Diego St.

81 85

56 N San Diego St.

52 64

59 H Colorado

83 82

67 A Brigham Young

69 77

67 H Brigham Young

84 86

92 A UNLV

57 68

92 H UNLV

72 80

93 N Iowa St.

80 87

100 A Hawai i

67 61

RPI 101-200

Team's RPI: 151

RPI S Opponent

Score

110 A Kansas St.

67 71

116 H Auburn

77 67

120 A New Mexico

75 83

120 H New Mexico

78 80

158 H IUPUI

77 65

162 A Utah

69 61

162 H Utah

84 78

170 A Wyomi ng

80 78

170 H Wyomi ng

67 72

173 A Denver

64 58

195 N Western Mi ch.

87 69

RPI 201+

RPI S Opponent

Score

223 H North Dakota St.

79 62

248 H Pepperdi ne

71 56

287 A TCU

72 85

287 H TCU

89 74

287 N TCU

64 60

327 A Northern Colo.

70 57

LAST 10 Division I GAMES:

56 N San Di ego St.

52 64

287 N TCU

64 60

50 H Ai r Force

59 63

67 A Bri gham Young

69 77

170 A Wyomi ng

80 78

287 H TCU

89 74

92 H UNLV

72 80

162 A Utah

69 61

120 H New Mexi co

78 80

56 H San Di ego St.

81 85

C
o
l
o
r
a
d
o
s
t
.C
o
l
o
r
a
d
o
s
t
.

Non-Di v I Games: Arkansas Tech 83 56 UC-Col o. Spgs. 106 80

Colorado St.

Loss, Non-Conf, S Site, H Home A Away N Neutral

Average RPI Win: 238
Average RPI Loss: 205

WON-LOST
RECORD

WINNING
PCT. RANK

LAST 10
GAMES

STRENGTH OF
SCHEDULE

OPP. STRENGTH
OF SCHEDULE

TEAM
RPI

CONF.
RPI

DIV. I ONLY	10- 16	246	3- 7	311	265	289	25
DIV. I NON-CONF.	6- 6	156	0- 0	310	283	250	23

TOTALS	RPI 1-50	RPI 51-100	W-L RECORDS	RPI 101-200	RPI 201+
10- 16	0- 0	1- 2	OVERALL	1- 6	8- 8
6- 6	0- 0	1- 0	HOME	1- 2	4- 4
4- 9	0- 0	0- 2	AWAY	0- 3	4- 4
0- 1	0- 0	0- 0	NEUTRAL	0- 1	0- 0
6- 6	0- 0	0- 1	NON-CONFERENCE	0- 3	6- 2
3- 2	0- 0	0- 0	HOME	0- 1	3- 1
3- 3	0- 0	0- 1	AWAY	0- 1	3- 1
0- 1	0- 0	0- 0	NEUTRAL	0- 1	0- 0
4- 10	0- 0	1- 1	CONFERENCE	1- 3	2- 6
3- 4	0- 0	1- 0	HOME	1- 1	1- 3
1- 6	0- 0	0- 1	AWAY	0- 2	1- 3
0- 0	0- 0	0- 0	NEUTRAL	0- 0	0- 0

RPI S	RPI 1-50	Opponent	Score	RPI S	RPI 51-100	Opponent	Score	RPI S	RPI 101-200	Opponent	Score	RPI S	RPI 201+	Team's RPI: 289	Score
95	A	Notre Dame	68 75	128	N	St. Peter's	54 63	207	A	Cornell I	58 57	207	H	Cornell I	59 81
98	A	Penn	55 87	137	A	St. John's (N. Y.)	39 63	214	A	Harvard	64 69	214	A	Harvard	59 69
98	H	Penn	59 57	150	H	Lehi gh	57 65	214	H	Harvard	59 69	232	A	Wagner	71 83
				197	A	Yal e	67 74	241	H	Troy	73 71	250	H	New Hampshi re	64 61
				197	H	Yal e	65 71	261	H	Lafayette	71 67	262	A	Sacred Heart	61 59
				199	A	Pri nceton	64 68	273	A	Brown	75 86	273	H	Brown	68 56
				199	H	Pri nceton	65 64	274	A	Long Isl and	80 63	310	A	Stony Brook	55 54
								311	A	Dartmouth	62 69	311	H	Dartmouth	68 78
								322	H	Army	66 67				
LAST 10 Div sion I GAMES:															
214	A	Harvard	64 69	98	H	Penn	59 57								
311	A	Dartmouth	62 69	273	A	Brown	75 86								
197	H	Yal e	65 71	197	A	Yal e	67 74								
273	H	Brown	68 56	311	H	Dartmouth	68 78								
199	H	Princeton	65 64	214	H	Harvard	59 69								

Non-Div I Games: CCNY

82 42

Columbia

Loss, Non-Conf, S Site, H Home A Away N Neutral

Connecticut				Through Games Of Sunday, March 12, 2006							
Average RPI Win:		113	WON-LOST	WINNING	LAST 10	STRENGTH OF	OPP. STRENGTH	TEAM	CONF.		
Average RPI Loss:		19	RECORD	PCT. RANK	GAMES	SCHEDULE	OF SCHEDULE	RPI	RPI		
DIV. I ONLY		27- 3	4	8- 2	48	5	3	2			
DIV. I NON-CONF.		13- 0	1	3- 1	243	74	21	2			
<hr/>											
TOTALS		RPI 1-50	RPI 51-100	W-L RECORDS		RPI 101-200	RPI 201+				
27- 3		14- 4	4- 0	OVERALL		4- 0	8- 0				
16- 0		6- 0	2- 0	HOME		2- 0	6- 0				
8- 2		3- 2	2- 0	AWAY		1- 0	2- 0				
6- 2		5- 2	0- 0	NEUTRAL		1- 0	0- 0				
13- 0		7- 1	0- 0	NON-CONFERENCE		2- 0	7- 0				
8- 0		1- 0	0- 0	HOME		1- 0	6- 0				
2- 0		1- 0	0- 0	AWAY		0- 0	1- 0				
6- 1		5- 1	0- 0	NEUTRAL		1- 0	0- 0				
14- 3		7- 3	4- 0	CONFERENCE		2- 0	1- 0				
8- 0		5- 0	2- 0	HOME		1- 0	0- 0				
6- 2		2- 2	2- 0	AWAY		1- 0	1- 0				
0- 1		0- 1	0- 0	NEUTRAL		0- 0	0- 0				
<hr/>											
RPI 1-50 Team's RPI: 3			RPI 51-100			RPI 101-200			RPI 201+		
RPI	S	Opponent	Score	RPI	S	Opponent	Score	RPI	S	Opponent	Score
2	A	Villanova	64 69	58	A	Seton Hall	99 57	108	A	Providence	76 62
2	H	Villanova	89 75	71	A	Louisville	71 58	119	N	Albany (N.Y.)	72 59
9	N	Gonzaga	65 63	71	H	Louisville	84 80	126	H	Massachusetts	78 60
11	H	Pittsburgh	80 76	95	H	Notre Dame	75 74	137	H	St. John's (N.Y.)	66 50
13	H	LSU	67 66								
17	A	Syracuse	88 80								
17	H	Syracuse	73 50								
17	N	Syracuse	84 86								
23	N	Arizona	79 70								
26	N	George Mason	84 86								
31	A	Marquette	79 94								
34	A	Indiana	88 80								
35	N	Washington	98 92								
36	H	Georgetown	74 67								
38	A	West Virginia	81 75								
40	H	Cincinnati	70 59								
41	N	Kentucky	87 83								
45	N	Arkansas	77 68								
<hr/>											
LAST 10 Division I GAMES:											
26 N George Mason 84 86						71 H Louisville 84 80					
35 N Washington 98 92						236 A South Fla. 66 53					
41 N Kentucky 87 83						2 H Villanova 89 75					
119 N Albany (N.Y.) 72 59						95 H Notre Dame 75 74					
17 N Syracuse 84 86						38 A West Virginia 81 75					

Non-Div I Games:

Connecticut

Average RPI Win: 281
Average RPI Loss: 147

WON-LOST
RECORD

WINNING
PCT. RANK

LAST 10
GAMES

STRENGTH OF
SCHEDULE

OPP. STRENGTH
OF SCHEDULE

TEAM
RPI

CONF.
RPI

DIV. I ONLY	12- 18	236	5- 5	196	289	215	30
DIV. I NON-CONF.	0- 11	323	0- 0	4	14	221	29

TOTALS	RPI 1-50	RPI 51-100	W-L RECORDS	RPI 101-200	RPI 201+
12- 18	0- 6	0- 2	OVERALL	0- 3	12- 7
7- 2	0- 0	0- 0	HOME	0- 0	7- 2
5- 12	0- 6	0- 2	AWAY	0- 1	5- 3
0- 4	0- 0	0- 0	NEUTRAL	0- 2	0- 2
0- 11	0- 6	0- 2	NON-CONFERENCE	0- 2	0- 1
0- 0	0- 0	0- 0	HOME	0- 0	0- 0
0- 8	0- 6	0- 2	AWAY	0- 0	0- 0
0- 3	0- 0	0- 0	NEUTRAL	0- 2	0- 1
12- 7	0- 0	0- 0	CONFERENCE	0- 1	12- 6
7- 2	0- 0	0- 0	HOME	0- 0	7- 2
5- 4	0- 0	0- 0	AWAY	0- 1	5- 3
0- 1	0- 0	0- 0	NEUTRAL	0- 0	0- 1

RPI S	Opponent	Score
10	A UCLA	57 69
11	A Pittsburgh	51 77
14	A Illinois	42 61
16	A Oklahoma	47 57
18	A Michigan St.	54 78
47	A Michigan	53 81

RPI S	Opponent	Score
77	A Clemson	71 102
80	A Xavier	56 81

RPI S	Opponent	Score
104	N Charlotte	65 82
123	A Delaware St.	54 58
150	N Lehigh	64 65

RPI S	Opponent	Score
222	A South Carolina St.	68 67
222	H South Carolina St.	61 63
251	A Norfolk St.	58 54
251	H Norfolk St.	75 65
251	N Norfolk St.	67 79
253	A Florida A&M	75 70
253	H Florida A&M	68 57
272	N Alabama St.	67 68
275	A Bethune-Cookman	75 65
275	H Bethune-Cookman	62 63
284	A Hampton	79 72
284	H Hampton	72 65
319	A Md. -East. Shore	60 65
319	H Md. -East. Shore	79 53
324	A N. C. A&T	71 78
324	H N. C. A&T	65 64
326	A Howard	66 81
326	H Howard	70 61
329	H Morgan St.	67 63

LAST 10 Division I GAMES:

251	N Norfolk St.	67 79	324	H N. C. A&T	65 64
329	H Morgan St.	67 63	284	A Hampton	79 72
319	A Md. -East. Shore	60 65	251	A Norfolk St.	58 54
326	A Howard	66 81	253	H Florida A&M	68 57
222	H South Carolina St.	61 63	275	H Bethune-Cookman	62 63

Non-Div I Games:

Coppin St.

Loss, Non-Conf, S Site, H Home A Away N Neutral

Average RPI Win: 257
Average RPI Loss: 161

WON-LOST
RECORD

WINNING
PCT. RANK

LAST 10
GAMES

STRENGTH OF
SCHEDULE

OPP. STRENGTH
OF SCHEDULE

TEAM
RPI

CONF.
RPI

DIV. I ONLY	12- 15	196	6- 4	212	266	207	25
DIV. I NON-CONF.	4- 9	245	0- 0	174	253	251	23

TOTALS	RPI 1-50	RPI 51-100	W-L RECORDS	RPI 101-200	RPI 201+
12- 15	0- 3	0- 2	OVERALL	3- 5	9- 5
6- 5	0- 0	0- 1	HOME	2- 1	4- 3
5- 10	0- 3	0- 1	AWAY	1- 4	4- 2
1- 0	0- 0	0- 0	NEUTRAL	0- 0	1- 0
4- 9	0- 3	0- 0	NON-CONFERENCE	1- 3	3- 3
3- 1	0- 0	0- 0	HOME	1- 0	2- 1
0- 8	0- 3	0- 0	AWAY	0- 3	0- 2
1- 0	0- 0	0- 0	NEUTRAL	0- 0	1- 0
8- 6	0- 0	0- 2	CONFERENCE	2- 2	6- 2
3- 4	0- 0	0- 1	HOME	1- 1	2- 2
5- 2	0- 0	0- 1	AWAY	1- 1	4- 0
0- 0	0- 0	0- 0	NEUTRAL	0- 0	0- 0

RPI	S	Opponent	Score
17	A	Syracuse	62 67
35	A	Washington	71 87
42	A	Bucknell	39 83

RPI	S	Opponent	Score
98	A	Penn	44 84
98	H	Penn	56 67

RPI	S	Opponent	Score
106	A	Penn St.	54 66
119	A	Albany (N. Y.)	59 68
150	H	Lehigh	57 53
153	A	Long Beach St.	65 79
197	A	Yale	65 74
197	H	Yale	68 64
199	A	Princeton	57 49
199	H	Princeton	68 76

RPI	S	Opponent	Score
214	A	Harvard	71 44
214	H	Harvard	79 77
260	H	Quinnipiac	45 55
261	A	Lafayette	43 57
270	A	Hartford	71 73
273	A	Brown	63 59
273	H	Brown	64 69
286	H	Colgate	69 56
289	A	Columbia	81 59
289	H	Columbia	57 58
311	A	Dartmouth	64 60
311	H	Dartmouth	63 47
322	H	Army	74 39
323	N	St. Francis (Pa.)	75 54

LAST 10 Division I GAMES:

311	A	Dartmouth	64 60	199	H	Princeton	68 76
214	A	Harvard	71 44	197	A	Yale	65 74
273	H	Brown	64 69	273	A	Brown	63 59
197	H	Yale	68 64	214	H	Harvard	79 77
98	H	Penn	56 67	311	H	Dartmouth	63 47

Non-Div I Games: Keuka

78 52

Cornell

■ Loss, ■ Non-Conf, S Site, ■ Home ■ Away N Neutral

Average RPI Win: 127

Average RPI Loss: 74

WON-LOST
RECORDWINNING
PCT. RANKLAST 10
GAMESSTRENGTH OF
SCHEDULEOPP. STRENGTH
OF SCHEDULETEAM
RPICONF.
RPI

DIV. I ONLY

19- 9

53

5- 5

54

60

39

6

DIV. I NON-CONF.

7- 2

47

2- 1

82

140

34

5

TOTALS

RPI 1-50

RPI 51-100

W-L RECORDS

RPI 101-200

RPI 201+

19- 9

6- 6

3- 2

OVERALL

8- 1

3- 1

14- 1

4- 1

3- 1

HOME

5- 0

3- 0

5- 7

2- 4

0- 1

AWAY

3- 1

0- 1

0- 1

0- 1

0- 0

NEUTRAL

0- 0

0- 0

7- 2

1- 0

3- 2

NON-CONFERENCE

2- 1

2- 0

7- 1

0- 0

3- 1

HOME

2- 0

2- 0

1- 2

1- 0

0- 1

AWAY

0- 1

0- 0

0- 0

0- 0

0- 0

NEUTRAL

0- 0

0- 0

12- 7

5- 6

0- 0

CONFERENCE

6- 0

1- 1

8- 1

4- 1

0- 0

HOME

3- 0

1- 0

4- 5

1- 4

0- 0

AWAY

3- 0

0- 1

0- 1

0- 1

0- 0

NEUTRAL

0- 0

0- 0

RPI 1-50

Team's RPI: 39

RPI S Opponent

Score

RPI 51-100

RPI S Opponent

Score

RPI 101-200

RPI S Opponent

Score

RPI 201+

RPI S Opponent

Score

21	A	Missouri St.	54	60
21	H	Missouri St.	78	56
25	A	UNI	55	52
25	H	UNI	63	55
26	A	George Mason	72	52
27	A	Wichi ta St.	61	62
27	H	Wichi ta St.	57	55
29	A	Southern Ill.	48	62
29	H	Southern Ill.	67	74
33	A	Bradley	69	86
33	H	Bradley	80	76
33	N	Bradley	47	54

70	H	Akron	71	60
78	H	Mi ami (Fl a.)	52	53
80	H	Xavi er	61	59
91	A	DePaul	57	72
96	H	Nebraska	70	44

124	H	Fresno St.	67	62
163	A	Indiana St.	69	53
163	H	Indiana St.	67	62
169	A	Chattanooga	64	69
176	A	Drake	72	67
176	H	Drake	82	69
183	H	Dayton	91	90
191	A	Evansville	60	56
191	H	Evansville	77	58

232	A	Illinois St.	50	53
232	H	Illinois St.	71	52
251	H	Norfolk St.	63	47
292	H	Ark. -Pi ne Bl uff	87	55

LAST 10 Div I Games:

78	H	Mi ami (Fl a.)	52	53
70	H	Akron	71	60
33	N	Bradley	47	54
21	A	Missouri St.	54	60
163	H	Indiana St.	67	62
124	H	Fresno St.	67	62
27	A	Wichi ta St.	61	62
29	H	Southern Ill.	67	74
191	A	Evansville	60	56
176	A	Drake	72	67

Non-Div I Games:

Creighton

Loss,
 Non-Conf, S Site,
 H Home
A Away
 N Neutral

Average RPI Win:	278	WON-LOST	WINNING	LAST 10	STRENGTH OF	OPP. STRENGTH	TEAM	CONF.
Average RPI Loss:	187	RECORD	PCT. RANK	GAMES	SCHEDULE	OF SCHEDULE	RPI	RPI

DIV. I ONLY	6- 21	305	4- 6	261	271	311	25
DIV. I NON-CONF.	2- 11	302	0- 0	275	287	318	23

TOTALS	RPI 1-50	RPI 51-100	W-L RECORDS	RPI 101-200	RPI 201+
6- 21	0- 2	0- 3	OVERALL	1- 5	5- 11
4- 6	0- 0	0- 1	HOME	1- 1	3- 4
2- 12	0- 1	0- 2	AWAY	0- 3	2- 6
0- 3	0- 1	0- 0	NEUTRAL	0- 1	0- 1
2- 11	0- 2	0- 1	NON-CONFERENCE	0- 2	2- 6
1- 2	0- 0	0- 0	HOME	0- 0	1- 2
1- 6	0- 1	0- 1	AWAY	0- 1	1- 3
0- 3	0- 1	0- 0	NEUTRAL	0- 1	0- 1
4- 10	0- 0	0- 2	CONFERENCE	1- 3	3- 5
3- 4	0- 0	0- 1	HOME	1- 1	2- 2
1- 6	0- 0	0- 1	AWAY	0- 2	1- 3
0- 0	0- 0	0- 0	NEUTRAL	0- 0	0- 0

RPI 1-50				RPI 51-100				RPI 101-200				RPI 201+				Team's RPI: 311	
RPI	S	Opponent	Score	RPI	S	Opponent	Score	RPI	S	Opponent	Score	RPI	S	Opponent	Score		
22	A	Boston College	61 80	59	A	Colorado	65 83	120	A	New Mexico	60 66	207	A	Cornell	47 63		
30	N	Hofstra	59 74	98	A	Penn	52 68	193	N	Radford	78 85	207	H	Cornell	60 64		
				98	H	Penn	51 70	197	A	Yale	55 72	211	H	Vermont	46 77		
								197	H	Yale	72 64	214	A	Harvard	65 78		
								199	A	Princeton	60 63	214	H	Harvard	53 65		
								199	H	Princeton	49 52	250	A	New Hampshire	59 71		
												260	A	Quinnipiac	77 88		
												273	A	Brown	70 73		
												273	H	Brown	58 46		
												281	N	Maine	55 64		
												286	A	Colgate	64 65		
												289	A	Columbia	78 68		
												289	H	Columbia	69 62		
												295	H	UC Davis	66 61		
												310	H	Stony Brook	48 51		
												322	A	Army	55 42		
				LAST 10 Division I GAMES:													
				207	H	Cornell	60 64					197	H	Yale	72 64		
				289	H	Columbia	69 62					199	H	Princeton	49 52		
				98	A	Penn	52 68					98	H	Penn	51 70		
				199	A	Princeton	60 63					289	A	Columbia	78 68		
				273	H	Brown	58 46					207	A	Cornell	47 63		

Non-Div I Games:

Dartmouth

Loss, Non-Conf, S Site, H Home A Away N Neutral

Dartmouth

Dartmouth

Average RPI Win: 208
Average RPI Loss: 125

WON-LOST
RECORD

WINNING
PCT. RANK

LAST 10
GAMES

STRENGTH OF
SCHEDULE

OPP. STRENGTH
OF SCHEDULE

TEAM
RPI

CONF.
RPI

DIV. I ONLY	17- 10	83	7- 3	158	195	94	24
DIV. I NON-CONF.	4- 5	187	0- 1	16	2	83	22

TOTALS	RPI 1-50	RPI 51-100	W-L RECORDS	RPI 101-200	RPI 201+
17- 10	1- 4	0- 0	OVERALL	9- 4	7- 3
11- 1	1- 0	0- 0	HOME	6- 0	4- 1
4- 9	0- 3	0- 0	AWAY	1- 4	3- 2
2- 1	0- 1	0- 0	NEUTRAL	2- 0	0- 0
4- 5	1- 4	0- 0	NON-CONFERENCE	3- 2	0- 0
4- 0	1- 0	0- 0	HOME	3- 0	0- 0
0- 5	0- 3	0- 0	AWAY	0- 2	0- 0
0- 1	0- 1	0- 0	NEUTRAL	0- 0	0- 0
13- 5	0- 0	0- 0	CONFERENCE	6- 2	7- 3
7- 1	0- 0	0- 0	HOME	3- 0	4- 1
4- 4	0- 0	0- 0	AWAY	1- 2	3- 2
2- 0	0- 0	0- 0	NEUTRAL	2- 0	0- 0

RPI	S	Opponent	Score
1	A	Duke	55 84
5	N	Ohio St.	62 70
12	A	North Carolina	58 82
17	A	Syracuse	80 90
43	H	St. Joseph's	100 94

RPI	S	Opponent	Score
-----	---	----------	-------

Team's RPI: 94

RPI	S	Opponent	Score
104	A	Charlotte	81 85
126	H	Massachusetts	66 63
133	A	Ill. -Chicago	67 76
139	H	Missouri	82 73
159	A	Ga. Southern	73 76
159	H	Ga. Southern	83 58
169	A	Chattanooga	59 65
169	N	Chattanooga	80 55
172	H	Elon	79 60
172	N	Elon	65 58
188	A	Col. of Charleston	80 70
188	H	Col. of Charleston	65 63
199	H	Pri nceton	65 50

RPI	S	Opponent	Score
220	A	Furman	66 70
220	H	Furman	77 59
235	A	Appalachian St.	102 69
265	H	Western Caro.	70 77
280	H	UNC Greensboro	92 73
288	A	Wofford	71 84
288	H	Wofford	80 62
320	A	Citadel	81 77
320	A	Citadel	79 73
320	H	Citadel	85 49

LAST 10 Division I GAMES:

5	N	Ohio St.	62 70	159	A	Ga. Southern	73 76
169	N	Chattanooga	80 55	220	H	Furman	77 59
172	N	Elon	65 58	320	A	Citadel	81 77
320	A	Citadel	79 73	288	A	Wofford	71 84
188	H	Col. of Charleston	65 63	280	H	UNC Greensboro	92 73

Davidson

Davidson

Non-Div I Games: Catholic

80 56

Clark (Mass.)

108 57

St. Mary's (Md.) 112 59

Davidson

Dayton

Average RPI Win:194

Average RPI Loss:89

WON-LOST
RECORD

WINNING
PCT. RANK

LAST 10
GAMES

STRENGTH OF
SCHEDULE

OPP. STRENGTH
OF SCHEDULE

TEAM
RPI

CONF.
RPI

DIV. I ONLY

13- 17

209

4- 6

131

86

183

11

DIV. I NON-CONF.

7- 6

148

0- 0

188

50

145

9

TOTALS

RPI 1-50

RPI 51-100

W-L RECORDS

RPI 101-200

RPI 201+

13- 17

2- 5

1- 5

OVERALL

3- 6

7- 1

11- 5

1- 0

1- 3

HOME

2- 2

7- 0

2- 9

1- 2

0- 2

AWAY

1- 4

0- 1

0- 3

0- 3

0- 0

NEUTRAL

0- 0

0- 0

7- 6

1- 3

0- 3

NON-CONFERENCE

1- 0

5- 0

6- 2

0- 0

0- 2

HOME

1- 0

5- 0

1- 2

1- 1

0- 1

AWAY

0- 0

0- 0

0- 2

0- 2

0- 0

NEUTRAL

0- 0

0- 0

6- 11

1- 2

1- 2

CONFERENCE

2- 6

2- 1

5- 3

1- 0

1- 1

HOME

1- 2

2- 0

1- 7

0- 1

0- 1

AWAY

1- 4

0- 1

0- 1

0- 1

0- 0

NEUTRAL

0- 0

0- 0

RPI 1-50

RPI S

Opponent

Score

25 N UNI6774

37 A George Washington6781

39 A Creighton9091

40 A Cincinnati7566

40 N Cincinnati6381

43 H St. Joseph's7769

43 N St. Joseph's5567

RPI 51-100

RPI S

Opponent

Score

72 H Vanderbilt6063

74 H Temple5153

80 A Xavier5560

80 H Xavier6662

84 A Miami (Ohio)4258

91 H DePaul5461

RPI 101-200

RPI S

Opponent

Score

101 A St. Louis7270

101 H St. Louis4644

103 A La Salle7174

104 A Charlotte4962

104 H Charlotte6573

126 A Massachusetts4766

134 A Fordham5666

135 H Tennessee Tech8160

152 H Rhode Island5665

RPI 201+

RPI S

Opponent

Score

205 A Richmond5058

248 H Pepperdine6345

253 H Florida A&M7348

282 H Grambling5955

290 H St. Bonaventure7858

308 H Duquesne8563

315 H Central Mich.6136

321 H Morehead St.6741

LAST 10 Division I GAMES:

43 N St. Joseph's5567

152 H Rhode Island5665

101 A St. Louis7270

126 A Massachusetts4766

80 H Xavier6662

103 A La Salle7174

101 H St. Louis4644

37 A George Washington6781

104 A Charlotte4962

43 H St. Joseph's7769

Dayton

Non-Div I Games: Ark.-Monticello6346

Dayton

Loss,

Non-Conf,S Site,

H Home

A Away

N Neutral

Page 64

Average RPI Win: 109
Average RPI Loss: 59

WON-LOST
RECORD

WINNING
PCT. RANK

LAST 10
GAMES

STRENGTH OF
SCHEDULE

OPP. STRENGTH
OF SCHEDULE

TEAM
RPI

CONF.
RPI

DIV. I ONLY
DIV. I NON-CONF.

12- 15
7- 4

196
95

4- 6
0- 0

24
14

2
26

91
30

2
2

TOTALS

RPI 1-50

RPI 51-100

W-L RECORDS

RPI 101-200

RPI 201+

12- 15

3- 8

4- 4

OVERALL

3- 3

2- 0

7- 7

3- 5

2- 1

HOME

1- 1

1- 0

4- 8

0- 3

1- 3

AWAY

2- 2

1- 0

1- 0

0- 0

1- 0

NEUTRAL

0- 0

0- 0

7- 4

2- 2

2- 1

NON-CONFERENCE

2- 1

1- 0

4- 2

2- 2

0- 0

HOME

1- 0

1- 0

2- 2

0- 0

1- 1

AWAY

1- 1

0- 0

1- 0

0- 0

1- 0

NEUTRAL

0- 0

0- 0

5- 11

1- 6

2- 3

CONFERENCE

1- 2

1- 0

3- 5

1- 3

2- 1

HOME

0- 1

0- 0

2- 6

0- 3

0- 2

AWAY

1- 1

1- 0

0- 0

0- 0

0- 0

NEUTRAL

0- 0

0- 0

RPI 1-50

RPI	S	Opponent	Score
2	H	Villanova	51 61
11	A	Pittsburgh	65 73
17	H	Syracuse	108 69
31	A	Marquette	47 62
31	H	Marquette	79 82
32	H	UAB	70 66
33	H	Bradley	60 75
36	H	Georgetown	44 64
39	H	Creighton	72 57
40	A	Cincinnati	60 82
42	H	Bucknell	52 57

RPI 51-100

Team's RPI: 91

RPI	S	Opponent	Score
52	N	California	68 65
58	H	Seton Hall	67 64
69	A	Old Dominion	43 87
71	A	Louisville	53 65
75	H	Rutgers	68 78
85	A	Wake Forest	84 81
95	A	Notre Dame	61 66
95	H	Notre Dame	73 67

RPI 101-200

RPI	S	Opponent	Score
102	H	Northwestern	59 49
108	A	Providence	75 76
108	H	Providence	60 61
127	A	Northern Ill.	68 77
137	A	St. John's (N.Y.)	52 48
183	A	Dayton	61 54

RPI 201+

RPI	S	Opponent	Score
236	A	South Fla.	80 66
277	H	Florida Int'l	72 60

LAST 10 Division I GAMES:

95	A	Notre Dame	61 66
17	H	Syracuse	108 69
58	H	Seton Hall	67 64
71	A	Louisville	53 65
137	A	St. John's (N.Y.)	52 48
2	H	Villanova	51 61
108	H	Providence	60 61
236	A	South Fla.	80 66
36	H	Georgetown	44 64
31	A	Marquette	47 62

Non-Div I Games:

DePaul

Loss, Non-Conf, S Site, H Home A Away N Neutral

Average RPI Win:	231	WON-LOST	WINNING	LAST 10	STRENGTH OF	OPP. STRENGTH	TEAM	CONF.
Average RPI Loss:	120	RECORD	PCT. RANK	GAMES	SCHEDULE	OF SCHEDULE	RPI	RPI

DIV. I ONLY	9- 21	281	3- 7	134	156	237	10
DIV. I NON-CONF.	4- 6	207	0- 1	267	314	262	12

TOTALS	RPI 1-50	RPI 51-100	W-L RECORDS	RPI 101-200	RPI 201+
9- 21	0- 7	0- 5	OVERALL	3- 3	6- 6
4- 8	0- 3	0- 3	HOME	2- 1	2- 1
2- 12	0- 3	0- 2	AWAY	0- 2	2- 5
3- 1	0- 1	0- 0	NEUTRAL	1- 0	2- 0
4- 6	0- 0	0- 1	NON-CONFERENCE	1- 2	3- 3
2- 1	0- 0	0- 0	HOME	1- 1	1- 0
0- 5	0- 0	0- 1	AWAY	0- 1	0- 3
2- 0	0- 0	0- 0	NEUTRAL	0- 0	2- 0
5- 15	0- 7	0- 4	CONFERENCE	2- 1	3- 3
2- 7	0- 3	0- 3	HOME	1- 0	1- 1
2- 7	0- 3	0- 1	AWAY	0- 1	2- 2
1- 1	0- 1	0- 0	NEUTRAL	1- 0	0- 0

RPI	S	Opponent	Score
26	A	George Mason	56 70
26	H	George Mason	52 57
28	A	UNC Wi l m i n g t o n	54 70
28	H	UNC Wi l m i n g t o n	58 71
28	N	UNC Wi l m i n g t o n	56 69
30	A	Hofstra	65 79
30	H	Hofstra	62 77

RPI	S	Opponent	Score
51	A	North Carolina St.	57 73
69	H	Ol d Dom i n i o n	53 69
81	H	Va. Commonweal th	52 56
90	A	Northeastern	71 73
90	H	Northeastern	66 80

RPI	S	Opponent	Score
105	A	Mar i s t	48 64
129	A	Drexel	44 55
129	H	Drexel	75 68
129	N	Drexel	52 49
165	H	Central Conn. St.	79 73
171	H	Loyol a (Md.)	86 99

RPI	S	Opponent	Score
221	A	Towson	76 61
221	H	Towson	92 96
243	A	Ri d e r	84 89
244	A	Georgi a St.	72 99
245	A	Cl evel and St.	40 52
266	A	William & Mary	57 52
267	N	Stetson	67 64
280	H	UNC Greensboro	89 77
295	A	UMBC	84 85
299	A	James Madi son	64 74
299	H	James Madi son	95 68
320	N	Ci tadel	77 57

LAST 10 Div s i o n I GAMES:

28	N	UNC Wi l m i n g t o n	56 69	266	A	William & Mary	57 52
129	N	Drexel	52 49	129	H	Drexel	75 68
69	H	Ol d Dom i n i o n	53 69	28	A	UNC Wi l m i n g t o n	54 70
90	H	Northeastern	66 80	299	A	James Madi son	64 74
245	A	Cl evel and St.	40 52	30	H	Hofstra	62 77

Non-Di v I Games:

Del aware

Loss,
Non-Conf, S Site,
H Home
A Away
N Neutral

Average RPI Win: 259

WON-LOST

WINNING

LAST 10

STRENGTH OF

OPP. STRENGTH

TEAM

CONF.

Average RPI Loss: 108

RECORD

PCT. RANK

GAMES

SCHEDULE

OF SCHEDULE

RPI

RPI

DIV. I ONLY

20- 13

99

7- 3

205

290

123

30

DIV. I NON-CONF.

2- 10

296

1- 1

8

7

165

29

TOTALS

RPI 1-50

RPI 51-100

W-L RECORDS

RPI 101-200

RPI 201+

20- 13

1- 6

0- 2

OVERALL

2- 3

18- 3

9- 1

0- 0

0- 0

HOME

0- 1

9- 0

9- 9

1- 5

0- 2

AWAY

2- 1

7- 2

2- 3

0- 1

0- 0

NEUTRAL

0- 1

2- 1

2- 10

1- 6

0- 2

NON-CONFERENCE

2- 3

0- 0

0- 1

0- 0

0- 0

HOME

0- 1

0- 0

3- 8

1- 5

0- 2

AWAY

2- 1

0- 0

0- 2

0- 1

0- 0

NEUTRAL

0- 1

0- 0

18- 3

0- 0

0- 0

CONFERENCE

0- 0

18- 3

9- 0

0- 0

0- 0

HOME

0- 0

9- 0

7- 2

0- 0

0- 0

AWAY

0- 0

7- 2

2- 1

0- 0

0- 0

NEUTRAL

0- 0

2- 1

RPI 1-50

RPI 51-100

RPI 101-200

Team's RPI: 123

RPI 201+

RPI	S	Opponent	Score
10	A	UCLA	37 56
27	N	Wichita St.	44 62
31	A	Marquette	48 60
33	A	Bradley	46 68
47	A	Michigan	49 69
48	A	Kent St.	65 56
49	A	Maryland	54 68

RPI	S	Opponent	Score
71	A	Louisville	54 71
75	A	Rutgers	42 49

RPI	S	Opponent	Score
102	A	Northwestern	54 61
117	A	Northern Ariz.	58 53
130	H	Buffalo	51 56
155	N	Austin Peay	51 57
181	A	Jacksonville St.	73 62

RPI	S	Opponent	Score
215	H	Coppin St.	58 54
222	A	South Carolina St.	51 63
222	H	South Carolina St.	66 60
222	N	South Carolina St.	63 51
251	A	Norfolk St.	57 54
251	H	Norfolk St.	59 50
253	A	Florida A&M	61 58
253	H	Florida A&M	61 50
275	A	Bethune-Cookman	71 72
275	H	Bethune-Cookman	68 58
284	A	Hampton	61 58
284	H	Hampton	88 77
284	N	Hampton	56 60
319	A	Md.-East. Shore	70 67
319	H	Md.-East. Shore	64 48
324	A	N. C. A&T	48 45
324	H	N. C. A&T	56 52
326	A	Howard	60 46
326	H	Howard	59 50
326	N	Howard	59 47
329	A	Morgan St.	52 43

LAST 10 Division I GAMES:

71	A	Louisville	54 71	329	A	Morgan St.	52 43
117	A	Northern Ariz.	58 53	275	A	Bethune-Cookman	71 72
284	N	Hampton	56 60	253	A	Florida A&M	61 58
222	N	South Carolina St.	63 51	251	H	Norfolk St.	59 50
326	N	Howard	59 47	284	H	Hampton	88 77

Non-Div I Games:

Delaware St.

Loss,
 Non-Conf, S Site,
 H Home
A Away
 N Neutral

Average RPI Win: 211
Average RPI Loss: 116

WON-LOST
RECORD

WINNING
PCT. RANK

LAST 10
GAMES

STRENGTH OF
SCHEDULE

OPP. STRENGTH
OF SCHEDULE

TEAM
RPI

CONF.
RPI

DIV. I ONLY
DIV. I NON-CONF.

14- 16
5- 7

179
201

6- 4
1- 0

182
172

132
63

178
178

15
15

TOTALS

RPI 1-50

RPI 51-100

W-L RECORDS

RPI 101-200

RPI 201+

14- 16

0- 1

1- 7

OVERALL

6- 7

7- 1

12- 1

0- 0

1- 1

HOME

6- 0

5- 0

2- 13

0- 1

0- 6

AWAY

0- 5

2- 1

0- 2

0- 0

0- 0

NEUTRAL

0- 2

0- 0

5- 7

0- 1

0- 4

NON-CONFERENCE

2- 2

3- 0

4- 0

0- 0

0- 0

HOME

2- 0

2- 0

1- 6

0- 1

0- 4

AWAY

0- 1

1- 0

0- 1

0- 0

0- 0

NEUTRAL

0- 1

0- 0

9- 9

0- 0

1- 3

CONFERENCE

4- 5

4- 1

8- 1

0- 0

1- 1

HOME

4- 0

3- 0

1- 7

0- 0

0- 2

AWAY

0- 4

1- 1

0- 1

0- 0

0- 0

NEUTRAL

0- 1

0- 0

RPI 1-50

RPI 51-100

RPI 101-200 Team's RPI: 178

RPI 201+

RPI S Opponent Score
21 A Missouri St. 71 85

RPI S Opponent Score
53 A Wis. -Milwaukee 57 76
53 H Wis. -Milwaukee 71 72
62 A South Carolina 35 65
71 A Louisville 48 56
82 A Butler 52 64
82 H Butler 73 71
89 A Oklahoma St. 56 90
99 A Ohio 55 56

RPI S Opponent Score
130 N Buffalo 60 66
133 A Ill. -Chicago 57 63
133 H Ill. -Chicago 76 65
138 A Loyola (Ill.) 63 68
138 H Loyola (Ill.) 73 67
138 N Loyola (Ill.) 55 64
148 H Toledo 65 63
176 A Drake 61 69
179 A Wright St. 58 69
179 H Wright St. 70 66
186 A Wis. -Green Bay 42 45
186 H Wis. -Green Bay 60 57
195 H Western Mich. 77 74

RPI S Opponent Score
227 H Chicago St. 68 65
245 A Cleveland St. 53 59
245 H Cleveland St. 84 73
245 H Cleveland St. 92 58
255 H Canisius 69 68
304 A Youngstown St. 65 54
304 H Youngstown St. 68 63
306 A Eastern Mich. 64 60

LAST 10 Division I GAMES:

138 N Loyola (Ill.) 55 64
245 H Cleveland St. 92 58
82 H Butler 73 71
53 A Wis. -Milwaukee 57 76
148 H Toledo 65 63
304 A Youngstown St. 65 54
179 H Wright St. 70 66
133 A Ill. -Chicago 57 63
245 H Cleveland St. 84 73
186 A Wis. -Green Bay 42 45

Non-Div I Games: Rochester College 80 61

Shawnee St. 56 51

Detroit

Average RPI Win: 204
Average RPI Loss: 66

WON-LOST
RECORD

WINNING
PCT. RANK

LAST 10
GAMES

STRENGTH OF
SCHEDULE

OPP. STRENGTH
OF SCHEDULE

TEAM
RPI

CONF.
RPI

DIV. I ONLY
DIV. I NON-CONF.

10- 19
5- 5

262
156

1- 9
0- 1

73
132

70
160

176
146

6
5

TOTALS

RPI 1-50

RPI 51-100

W-L RECORDS

RPI 101-200

RPI 201+

10- 19 1- 13

0- 2

OVERALL

4- 3

5- 1

6- 8 1- 5

0- 2

HOME

2- 1

3- 0

3- 9 0- 7

0- 0

AWAY

2- 1

1- 1

1- 2 0- 1

0- 0

NEUTRAL

0- 1

1- 0

5- 5 0- 2

0- 2

NON-CONFERENCE

1- 1

4- 0

3- 2 0- 0

0- 2

HOME

1- 0

2- 0

1- 2 0- 1

0- 0

AWAY

0- 1

1- 0

1- 1 0- 1

0- 0

NEUTRAL

0- 0

1- 0

5- 14 1- 11

0- 0

CONFERENCE

3- 2

1- 1

3- 6 1- 5

0- 0

HOME

1- 1

1- 0

2- 7 0- 6

0- 0

AWAY

2- 0

0- 1

0- 1 0- 0

0- 0

NEUTRAL

0- 1

0- 0

RPI 1-50

RPI 51-100

RPI 101-200

Team's RPI: 176

RPI 201+

RPI	S	Opponent	Score
7	A	Iowa	60 65
21	A	Missouri St.	59 84
21	H	Missouri St.	79 85
22	N	Boston College	84 87
25	A	UNI	72 91
25	H	UNI	49 51
27	A	Wichi ta St.	62 85
27	H	Wichi ta St.	58 60
29	A	Southern Ill.	50 64
29	H	Southern Ill.	46 47
33	A	Bradley	66 86
33	H	Bradley	75 73
39	A	Creighton	69 82
39	H	Creighton	67 72

RPI	S	Opponent	Score
61	H	Montana	72 78
93	H	Iowa St.	74 89

RPI	S	Opponent	Score
163	A	Indiana St.	77 68
163	H	Indiana St.	76 59
163	N	Indiana St.	63 72
168	A	UC Irvine	67 70
178	H	Detroit	69 61
191	A	Evansville	79 68
191	H	Evansville	68 69

RPI	S	Opponent	Score
223	H	North Dakota St.	69 68
232	A	Illinois St.	56 58
232	H	Illinois St.	45 41
269	A	San Jose St.	82 64
287	N	TCU	86 79
303	H	Southern Utah	73 60

LAST 10 Division I GAMES:

163	N	Indiana St.	63 72	191	H	Evansville	68 69
33	A	Bradley	66 86	232	H	Illinois St.	45 41
27	H	Wichi ta St.	58 60	39	H	Creighton	67 72
168	A	UC Irvine	67 70	21	A	Missouri St.	59 84
232	A	Illinois St.	56 58	25	H	UNI	49 51

Non-Div I Games: Cornell College 102 62 Shawnee St. 85 36

Drake

Loss, Non-Conf, S Site, H Home A Away N Neutral

Average RPI Win: 200
Average RPI Loss: 83

WON-LOST
RECORD

WINNING
PCT. RANK

LAST 10
GAMES

STRENGTH OF
SCHEDULE

OPP. STRENGTH
OF SCHEDULE

TEAM
RPI

CONF.
RPI

DIV. I ONLY	15- 16	168	3- 7	74	121	129	10
DIV. I NON-CONF.	7- 5	118	1- 0	24	96	66	12

TOTALS	RPI 1-50	RPI 51-100	W-L RECORDS	RPI 101-200	RPI 201+
15- 16	0- 8	2- 4	OVERALL	4- 1	9- 3
11- 3	0- 3	2- 0	HOME	1- 0	8- 0
4- 9	0- 3	0- 4	AWAY	3- 0	1- 2
0- 4	0- 2	0- 0	NEUTRAL	0- 1	0- 1
7- 5	0- 3	0- 1	NON-CONFERENCE	4- 1	3- 0
4- 1	0- 1	0- 0	HOME	1- 0	3- 0
3- 1	0- 0	0- 1	AWAY	3- 0	0- 0
0- 3	0- 2	0- 0	NEUTRAL	0- 1	0- 0
8- 11	0- 5	2- 3	CONFERENCE	0- 0	6- 3
7- 2	0- 2	2- 0	HOME	0- 0	5- 0
1- 8	0- 3	0- 3	AWAY	0- 0	1- 2
0- 1	0- 0	0- 0	NEUTRAL	0- 0	0- 1

RPI S	RPI 1-50	Opponent	Score
1 N		Duke	68 78
10 N		UCLA	56 57
26 A		George Mason	48 67
28 A		UNC Wi l mington	58 65
28 H		UNC Wi l mington	60 66
30 A		Hofstra	68 70
30 H		Hofstra	75 76
43 H		St. Joseph' s	59 69

RPI S	RPI 51-100	Opponent	Score
69 A		Ol d Domi ni on	67 74
69 H		Ol d Domi ni on	61 42
81 A		Va. Commonweal th	60 62
90 A		Northeastern	60 63
90 H		Northeastern	83 47
98 A		Penn	60 68

RPI S	RPI 101-200	Team' s RPI : 129	Opponent	Score
103 N			La Salle	50 62
112 H			Sam Houston St.	72 61
144 A			Monmouth	53 49
145 A			Fai r l e i g h Di cki nson	54 49
199 A			Pri nceton	54 41

RPI S	RPI 201+	Opponent	Score
211 H		Vermont	56 42
221 A		Towson	80 84
221 H		Towson	69 61
237 A		Del aware	68 75
237 H		Del aware	55 44
237 N		Del aware	49 52
243 H		Ri der	72 60
244 H		Georgi a St.	73 57
254 H		Ball St.	56 51
266 A		William & Mary	57 46
266 H		William & Mary	61 56
299 H		James Madi son	68 57

LAST 10 Div sion I GAMES:

237 N	Del aware	49 52	237 A	Del aware	68 75
30 A	Hofstra	68 70	90 H	Northeastern	83 47
266 H	William & Mary	61 56	221 A	Towson	80 84
211 H	Vermont	56 42	28 A	UNC Wi l mington	58 65
26 A	George Mason	48 67	30 H	Hofstra	75 76

D
r
e
x
e
lD
r
e
x
e
l

Non-Di v I Games:

Drexel

Loss, **Non-Conf**, S Site, **H** Home **A** Away N Neutral

Duke

Duke				Through Games Of Sunday, March 12, 2006											
Average RPI Win:		88	WON-LOST RECORD	WINNING PCT. RANK	LAST 10 GAMES	STRENGTH OF SCHEDULE	OPP. STRENGTH OF SCHEDULE	TEAM RPI	CONF. RPI						
Average RPI Loss:		31													
DIV. I ONLY		30- 3	2	7- 3	2	21	1	3							
DIV. I NON-CONF.		13- 1	7	3- 1	6	38	2	4							
TOTALS		RPI 1-50	RPI 51-100		W-L RECORDS		RPI 101-200	RPI 201+							
30- 3		10- 3	13- 1		OVERALL		7- 0	2- 0							
14- 1		2- 1	8- 0		HOME		3- 0	1- 0							
10- 2		4- 1	3- 1		AWAY		2- 0	1- 0							
8- 1		4- 1	2- 0		NEUTRAL		2- 0	0- 0							
13- 1		5- 2	4- 0		NON-CONFERENCE		4- 0	2- 0							
7- 0		1- 0	3- 0		HOME		2- 0	1- 0							
3- 1		1- 1	1- 0		AWAY		0- 0	1- 0							
5- 1		3- 1	0- 0		NEUTRAL		2- 0	0- 0							
17- 2		5- 1	9- 1		CONFERENCE		3- 0	0- 0							
7- 1		1- 1	5- 0		HOME		1- 0	0- 0							
7- 1		3- 0	2- 1		AWAY		2- 0	0- 0							
3- 0		1- 0	2- 0		NEUTRAL		0- 0	0- 0							
RPI S Opponent Score		RPI S Opponent Score		RPI S Opponent Score		RPI S Opponent Score		RPI S Opponent Score							
4 N	Memphis	70	67	51 H	North Carolina St.	81	68	129 N	Drexel	78	68	209 H	Boston U.	64	47
8 N	Texas	97	66	58 H	Seton Hall	93	40	132 N	Southern U.	70	54	280 A	UNC Greensboro	102	69
12 A	North Carolina	87	83	63 A	Florida St.	74	79	137 H	St. John's (N.Y.)	70	57				
12 H	North Carolina	76	83	63 H	Florida St.	97	96	146 A	Virginia Tech	80	67				
13 N	LSU	54	62	74 A	Temple	74	66	146 H	Virginia Tech	77	75				
22 A	Boston College	83	81	77 A	Clemson	87	77	160 A	Georgia Tech	73	66				
22 N	Boston College	78	76	78 H	Miami (Fla.)	92	71	182 H	Valparaiso	104	77				
34 A	Indiana	75	67	78 N	Miami (Fla.)	80	76								
36 A	Georgetown	84	87	79 H	Virginia	82	63								
37 N	George Washington	74	61	85 A	Wake Forest	82	64								
42 H	Bucknell	84	50	85 H	Wake Forest	93	70								
49 A	Maryland	96	88	85 N	Wake Forest	78	66								
49 H	Maryland	76	52	94 H	Davidson	84	55								
				98 H	Penn	72	59								
LAST 10 Division I GAMES:															
13 N	LSU	54	62	78 N	Miami (Fla.)	80	76	12	H	North Carolina	76	83			
37 N	George Washington	74	61	63 A	Florida St.	74	79	63	A	Florida St.	74	79			
132 N	Southern U.	70	54	74	A	Temple	74	66							
22 N	Boston College	78	76	49	A	Georgia Tech	73	66							
85 N	Wake Forest	78	66												

Non-Div I Games:

Duke

Loss, Non-Conf, S Site, H Home A Away N Neutral

Page 72

Non-Div I Games:

Duke

Average RPI Win: 274				WON-LOST RECORD		WINNING PCT. RANK		LAST 10 GAMES		STRENGTH OF SCHEDULE		OPP. STRENGTH OF SCHEDULE		TEAM RPI		CONF. RPI	
Average RPI Loss: 140																	
DIV. I ONLY				3- 24		325		1- 9		152		161		308		11	
DIV. I NON-CONF.				2- 9		291		0- 0		187		293		298		9	
TOTALS				RPI 1-50		RPI 51-100		W-L RECORDS		RPI 101-200				RPI 201+			
3- 24				0- 5		0- 3		OVERALL		0- 9				3- 7			
2- 13				0- 4		0- 0		HOME		0- 4				2- 5			
1- 11				0- 1		0- 3		AWAY		0- 5				1- 2			
0- 0				0- 0		0- 0		NEUTRAL		0- 0				0- 0			
2- 9				0- 3		0- 1		NON-CONFERENCE		0- 0				2- 5			
2- 5				0- 2		0- 0		HOME		0- 0				2- 3			
0- 4				0- 1		0- 1		AWAY		0- 0				0- 2			
0- 0				0- 0		0- 0		NEUTRAL		0- 0				0- 0			
1- 15				0- 2		0- 2		CONFERENCE		0- 9				1- 2			
0- 8				0- 2		0- 0		HOME		0- 4				0- 2			
1- 7				0- 0		0- 2		AWAY		0- 5				1- 0			
0- 0				0- 0		0- 0		NEUTRAL		0- 0				0- 0			
RPI 1-50				RPI 51-100		RPI 101-200		RPI 201+		Team's RPI: 308							
RPI	S	Opponent	Score	RPI	S	Opponent	Score	RPI	S	Opponent	Score	RPI	S	Opponent	Score		
11	H	Pittsburgh	60 71	70	A	Akron	61 79	101	H	St. Louis	57 70	205	H	Richmond	48 62		
22	H	Boston College	69 81	74	A	Temple	52 76	103	A	La Salle	61 84	213	H	Robert Morris	73 58		
37	H	George Washington	78 94	80	A	Xavier	70 91	103	H	La Salle	66 75	235	H	Appalachian St.	68 71		
38	A	West Virginia	66 86					104	A	Charlotte	71 77	241	H	Troy	72 78		
43	H	St. Joseph's	63 79					126	H	Massachusetts	63 82	285	A	Oakland	53 77		
								134	A	Fordham	63 90	290	A	St. Bonaventure	86 82		
								134	H	Fordham	81 90	290	H	St. Bonaventure	76 77		
								152	A	Rhode Island	69 79	292	H	Ark. -Pine Bluff	56 64		
								183	A	Dayton	63 85	304	A	Youngstown St.	51 72		
												320	H	Ci tadel	90 61		
				LAST 10 Division I GAMES:													
				43	H	St. Joseph's	63 79					74	A	Temple	52 76		
				104	A	Charlotte	71 77					152	A	Rhode Island	69 79		
				290	H	St. Bonaventure	76 77					134	H	Fordham	81 90		
				80	A	Xavier	70 91					103	H	La Salle	66 75		
				101	H	St. Louis	57 70					290	A	St. Bonaventure	86 82		

Non-Div I Games:

Duquesne

Average RPI Win: 227

Average RPI Loss: 161

WON-LOST
RECORDWINNING
PCT. RANKLAST 10
GAMESSTRENGTH OF
SCHEDULEOPP. STRENGTH
OF SCHEDULETEAM
RPICONF.
RPI

DIV. I ONLY

6- 20

304

2- 8

193

183

300

13

DIV. I NON-CONF.

4- 7

217

0- 0

170

290

228

13

TOTALS

RPI 1-50

RPI 51-100

W-L RECORDS

RPI 101-200

RPI 201+

6- 20

1- 2

0- 5

OVERALL

0- 5

5- 8

5- 8

1- 1

0- 1

HOME

0- 2

4- 4

1- 11

0- 1

0- 4

AWAY

0- 2

1- 4

0- 1

0- 0

0- 0

NEUTRAL

0- 1

0- 0

4- 7

1- 0

0- 3

NON-CONFERENCE

0- 2

3- 2

3- 3

1- 0

0- 0

HOME

0- 1

2- 2

1- 4

0- 0

0- 3

AWAY

0- 1

1- 0

0- 0

0- 0

0- 0

NEUTRAL

0- 0

0- 0

2- 13

0- 2

0- 2

CONFERENCE

0- 3

2- 6

2- 5

0- 1

0- 1

HOME

0- 1

2- 2

0- 7

0- 1

0- 1

AWAY

0- 1

0- 4

0- 1

0- 0

0- 0

NEUTRAL

0- 1

0- 0

RPI 1-50

RPI	S	Opponent	Score
4	H	Memphis	67 77
28	H	UNC Wilmington	82 69
32	A	UAB	64 72

RPI 51-100

RPI	S	Opponent	Score
54	H	Houston	60 64
69	A	Old Dominion	53 79
73	A	Winthrop	48 70
76	A	UTEP	45 58
85	A	Wake Forest	54 58

RPI 101-200

RPI	S	Opponent	Score
148	A	Tol edo	62 73
157	H	Gardner-Webb	72 77
190	A	UCF	49 69
190	H	UCF	59 64
190	N	UCF	52 65

RPI 201+

Team's RPI: 300

RPI	S	Opponent	Score
203	H	Tul sa	59 45
217	A	Tul ane	52 60
217	H	Tul ane	53 66
218	A	Ri ce	54 62
231	A	Marshall	66 72
231	H	Marshall	63 59
246	A	Southern Mi ss.	56 74
265	H	Western Caro.	48 56
268	H	Southern Methodist	70 74
280	H	UNC Greensboro	70 78
288	A	Wofford	66 62
288	H	Wofford	70 68
324	H	N. C. A&T	86 75

LAST 10 Division I GAMES:

190	N	UCF	52 65	218	A	Ri ce	54 62
246	A	Southern Mi ss.	56 74	32	A	UAB	64 72
217	H	Tul ane	53 66	54	H	Houston	60 64
190	A	UCF	49 69	231	A	Marshall	66 72
231	H	Marshall	63 59	203	H	Tul sa	59 45

Non-Div I Games: St. Paul's

80 74

Limestone

87 54

East Caro.

Loss, Non-Conf, S Site, H Home A Away N Neutral

Average RPI Win:	285	WON-LOST	WINNING	LAST 10	STRENGTH OF	OPP. STRENGTH	TEAM	CONF.
Average RPI Loss:	153	RECORD	PCT. RANK	GAMES	SCHEDULE	OF SCHEDULE	RPI	RPI

DIV. I ONLY	15- 13	132	4- 6	304	315	225	27
DIV. I NON-CONF.	6- 5	139	1- 0	316	296	242	30

TOTALS	RPI 1-50	RPI 51-100	W-L RECORDS	RPI 101-200	RPI 201+
15- 13	0- 1	0- 1	OVERALL	1- 8	14- 3
9- 5	0- 0	0- 0	HOME	0- 4	9- 1
6- 8	0- 1	0- 1	AWAY	1- 4	5- 2
0- 0	0- 0	0- 0	NEUTRAL	0- 0	0- 0
6- 5	0- 1	0- 1	NON-CONFERENCE	0- 2	6- 1
5- 0	0- 0	0- 0	HOME	0- 0	5- 0
1- 5	0- 1	0- 1	AWAY	0- 2	1- 1
0- 0	0- 0	0- 0	NEUTRAL	0- 0	0- 0
9- 8	0- 0	0- 0	CONFERENCE	1- 6	8- 2
4- 5	0- 0	0- 0	HOME	0- 4	4- 1
5- 3	0- 0	0- 0	AWAY	1- 2	4- 1
0- 0	0- 0	0- 0	NEUTRAL	0- 0	0- 0

RPI 1-50				RPI 51-100				RPI 101-200				RPI 201+				Team's RPI : 225	
RPI	S	Opponent	Score	RPI	S	Opponent	Score	RPI	S	Opponent	Score	RPI	S	Opponent	Score		
6	A	Tennessee	83 106	77	A	Clemson	72 80	115	A	Belmont	78 99	212	A	Fla. Atlantic	87 93		
								115	H	Belmont	85 88	212	H	Fla. Atlantic	63 61		
								143	A	Lipscomb	56 76	231	H	Marshall	91 63		
								143	H	Lipscomb	54 63	249	A	Kennesaw St.	72 78		
								155	A	Austin Peay	71 84	249	H	Kennesaw St.	110 74		
								157	A	Gardner-Webb	89 66	267	A	Stetson	81 72		
								157	H	Gardner-Webb	64 69	267	H	Stetson	71 74		
								157	H	Gardner-Webb	63 64	293	A	Campbell	110 96		
								193	A	Radford	85 95	293	H	Campbell	89 81		
												305	A	Mercer	104 81		
												305	H	Mercer	84 81		
												315	H	Central Mich.	69 57		
												321	H	Morehead St.	82 70		
												331	A	Jacksonville	88 73		
												331	H	Jacksonville	98 87		
												332	A	North Fla.	99 83		
												332	H	North Fla.	86 71		
LAST 10 Division I GAMES:																	
				157	H	Gardner-Webb	63 64	293	H	Campbell	89 81						
				115	A	Belmont	78 99	332	A	North Fla.	99 83						
				143	A	Lipscomb	56 76	331	A	Jacksonville	88 73						
				212	A	Fla. Atlantic	87 93	305	H	Mercer	84 81						
				157	H	Gardner-Webb	64 69	267	H	Stetson	71 74						

Non-Div I Games:

East Tenn. St.

■ Loss,
 ■ Non-Conf, S Site,
 ■ Home
 ■ Away
 N Neutral

Average RPI Win:	251	WON-LOST	WINNING	LAST 10	STRENGTH OF	OPP. STRENGTH	TEAM	CONF.
Average RPI Loss:	175	RECORD	PCT. RANK	GAMES	SCHEDULE	OF SCHEDULE	RPI	RPI

DIV. I ONLY	6- 21	305	2- 8	281	234	309	20
DIV. I NON-CONF.	1- 6	303	0- 1	299	213	321	20

TOTALS	RPI 1-50	RPI 51-100	W-L RECORDS	RPI 101-200	RPI 201+
6- 21	0- 0	1- 2	OVERALL	0- 13	5- 6
3- 9	0- 0	1- 0	HOME	0- 6	2- 3
3- 12	0- 0	0- 2	AWAY	0- 7	3- 3
0- 0	0- 0	0- 0	NEUTRAL	0- 0	0- 0
1- 6	0- 0	0- 1	NON-CONFERENCE	0- 3	1- 2
0- 2	0- 0	0- 0	HOME	0- 1	0- 1
1- 4	0- 0	0- 1	AWAY	0- 2	1- 1
0- 0	0- 0	0- 0	NEUTRAL	0- 0	0- 0
5- 15	0- 0	1- 1	CONFERENCE	0- 10	4- 4
3- 7	0- 0	1- 0	HOME	0- 5	2- 2
2- 8	0- 0	0- 1	AWAY	0- 5	2- 2
0- 0	0- 0	0- 0	NEUTRAL	0- 0	0- 0

RPI S	RPI 1-50	Opponent	Score	RPI S	RPI 51-100	Opponent	Score	RPI S	RPI 101-200	Opponent	Score	RPI S	RPI 201+	Team's RPI: 309	Score
				65	A	Murray St.	65 66	101	A	St. Louis	45 69	208	A	Tennessee St.	57 73
				65	H	Murray St.	59 54	107	A	Samford	55 58	208	H	Tennessee St.	68 84
				80	A	Xavier	35 80	107	H	Samford	41 52	224	A	Tenn.-Martin	61 85
								135	A	Tennessee Tech	60 75	224	H	Tenn.-Martin	80 70
								135	H	Tennessee Tech	80 83	264	A	UMKC	72 67
								139	A	Missouri	56 68	306	H	Eastern Mich.	50 65
								155	A	Austin Peay	56 62	313	A	Southeast Mo. St.	60 49
								155	H	Austin Peay	61 70	313	H	Southeast Mo. St.	60 72
								163	H	Indiana St.	58 66	317	A	Western Ill.	68 76
								181	A	Jacksonville St.	51 66	321	A	Morehead St.	57 56
								181	H	Jacksonville St.	68 75	321	H	Morehead St.	80 65
								194	A	Eastern Ky.	50 57				
								194	H	Eastern Ky.	46 71				
LAST 10 Division I GAMES:															
				107	H	Samford	41 52	155	H	Austin Peay	61 70				
				181	H	Jacksonville St.	68 75	107	A	Samford	55 58				
				306	H	Eastern Mich.	50 65	181	A	Jacksonville St.	51 66				
				313	A	Southeast Mo. St.	60 49	321	H	Morehead St.	80 65				
				224	A	Tenn.-Martin	61 85	208	A	Tennessee St.	57 73				

Non-Div I Games:

Eastern III.

■ Loss,
 ■ Non-Conf, S Site,
 ■ Home
 ■ Away
 N Neutral

Average RPI Win: 217
Average RPI Loss: 143

WON-LOST
RECORD

WINNING
PCT. RANK

LAST 10
GAMES

STRENGTH OF
SCHEDULE

OPP. STRENGTH
OF SCHEDULE

TEAM
RPI

CONF.
RPI

DIV. I ONLY	13- 16	194	4- 6	181	210	194	20
DIV. I NON-CONF.	2- 6	268	0- 1	38	28	173	20

TOTALS	RPI 1-50	RPI 51-100	W-L RECORDS	RPI 101-200	RPI 201+
13- 16	0- 2	0- 4	OVERALL	6- 5	7- 5
7- 6	0- 0	0- 2	HOME	4- 1	3- 3
5- 8	0- 1	0- 2	AWAY	2- 3	3- 2
1- 2	0- 1	0- 0	NEUTRAL	0- 1	1- 0
2- 6	0- 2	0- 2	NON-CONFERENCE	1- 1	1- 1
1- 2	0- 0	0- 1	HOME	1- 0	0- 1
0- 2	0- 1	0- 1	AWAY	0- 0	0- 0
1- 2	0- 1	0- 0	NEUTRAL	0- 1	1- 0
11- 10	0- 0	0- 2	CONFERENCE	5- 4	6- 4
6- 4	0- 0	0- 1	HOME	3- 1	3- 2
5- 6	0- 0	0- 1	AWAY	2- 3	3- 2
0- 0	0- 0	0- 0	NEUTRAL	0- 0	0- 0

RPI	S	Opponent	Score
6	A	Tennessee	58 92
24	N	Wisconsin	89 95

RPI	S	Opponent	Score
55	H	Western Ky.	89 97
65	A	Murray St.	51 80
65	H	Murray St.	45 62
80	A	Xavier	63 82

RPI	S	Opponent	Score
107	A	Samford	75 70
107	H	Samford	66 85
109	N	Georgia	68 76
121	H	Coastal Caro.	60 51
135	A	Tennessee Tech	58 78
135	H	Tennessee Tech	93 75
155	A	Austin Peay	63 79
155	H	Austin Peay	76 73
181	A	Jacksonville St.	72 71
181	A	Jacksonville St.	59 86
181	H	Jacksonville St.	86 78

RPI	S	Opponent	Score
208	A	Tennessee St.	79 74
208	H	Tennessee St.	64 74
224	A	Tenn.-Martin	83 90
224	H	Tenn.-Martin	75 61
239	H	UNC Asheville	77 83
251	N	Norfolk St.	67 60
309	A	Eastern Ill.	71 46
309	H	Eastern Ill.	57 50
313	A	Southeast Mo. St.	62 68
313	H	Southeast Mo. St.	80 51
321	A	Morehead St.	65 63
321	H	Morehead St.	66 78

LAST 10 Division I GAMES:

181	A	Jacksonville St.	59 86	107	A	Samford	75 70
208	H	Tennessee St.	64 74	313	H	Southeast Mo. St.	80 51
155	H	Austin Peay	76 73	65	H	Murray St.	45 62
239	H	UNC Asheville	77 83	321	H	Morehead St.	66 78
181	A	Jacksonville St.	72 71	135	A	Tennessee Tech	58 78

Non-Div I Games: West Va. Wesleyan 46

Eastern Ky.

Loss, Non-Conf, S Site, H Home A Away N Neutral

Average RPI Win: 250
Average RPI Loss: 160

WON-LOST
RECORD

WINNING
PCT. RANK

LAST 10
GAMES

STRENGTH OF
SCHEDULE

OPP. STRENGTH
OF SCHEDULE

TEAM
RPI

CONF.
RPI

DIV. I ONLY

7- 21

296

3- 7

290

185

306

16

DIV. I NON-CONF.

4- 5

187

1- 0

309

221

267

17

TOTALS

RPI 1-50

RPI 51-100

W-L RECORDS

RPI 101-200

RPI 201+

7- 21

0- 2

1- 4

OVERALL

0- 10

6- 5

4- 9

0- 1

1- 2

HOME

0- 4

3- 2

3- 12

0- 1

0- 2

AWAY

0- 6

3- 3

0- 0

0- 0

0- 0

NEUTRAL

0- 0

0- 0

4- 5

0- 1

1- 0

NON-CONFERENCE

0- 2

3- 2

3- 1

0- 0

1- 0

HOME

0- 1

2- 0

1- 4

0- 1

0- 0

AWAY

0- 1

1- 2

0- 0

0- 0

0- 0

NEUTRAL

0- 0

0- 0

3- 16

0- 1

0- 4

CONFERENCE

0- 8

3- 3

1- 8

0- 1

0- 2

HOME

0- 3

1- 2

2- 8

0- 0

0- 2

AWAY

0- 5

2- 1

0- 0

0- 0

0- 0

NEUTRAL

0- 0

0- 0

RPI 1-50

RPI S Opponent

Score

RPI 51-100

RPI S Opponent

Score

RPI 101-200

RPI S Opponent

Score










RPI 201+





















RPI S Opponent





Team's RPI: 306

Score










34  Indiana 63 
48  Kent St. 64 









52  Cal i forni a 67 65
70  Akron 61 
70  Akron 72 
84  Mi ami (Ohi o) 59 
99  Ohi o 63 

127  Northern Ill. 61 
127  Northern Ill. 55 
130  Buffal o 62 
148  Tol edo 58 
148  Tol edo 59 
178  Detroit 60 
186  Wi s. -Green Bay 69 
195  Western Mich. 64 
195  Western Mich. 55 
195  Western Mich. 62 

203  Tul sa 67 62
223  North Dakota St. 65 
254  Ball St. 56 43
254  Ball St. 77 
256  Bowling Green 71 
256  Bowling Green 72 
304  Youngstown St. 77 71
309  Eastern Ill. 65 50
315  Central Mich. 80 69
315  Central Mich. 81 75
327  Northern Colo. 70 





LAST 10 Division I GAMES:

195  Western Mich. 55 
254  Ball St. 77 
315  Central Mich. 80 69
127  Northern Ill. 61 
148  Tol edo 59 

309  Eastern Ill. 65 50
195  Western Mich. 64 
70  Akron 72 
256  Bowling Green 71 
254  Ball St. 56 43

Non-Div I Games:

Eastern Mich.

 Loss,  Non-Conf, S Site,  Home  Away N Neutral

Average RPI Win: 230
Average RPI Loss: 102

WON-LOST
RECORD

WINNING
PCT. RANK

LAST 10
GAMES

STRENGTH OF
SCHEDULE

OPP. STRENGTH
OF SCHEDULE

TEAM
RPI

CONF.
RPI

DIV. I ONLY

14- 15

169

7- 3

108

190

142

17

DIV. I NON-CONF.

4- 9

245

0- 1

113

164

214

18

TOTALS

RPI 1-50

RPI 51-100

W-L RECORDS

RPI 101-200

RPI 201+

14- 15

0- 4

0- 4

OVERALL

5- 5

9- 2

9- 2

0- 0

0- 1

HOME

4- 1

5- 0

5- 9

0- 2

0- 2

AWAY

1- 3

4- 2

0- 4

0- 2

0- 1

NEUTRAL

0- 1

0- 0

4- 9

0- 4

0- 1

NON-CONFERENCE

0- 3

4- 1

2- 1

0- 0

0- 0

HOME

0- 1

2- 0

2- 5

0- 2

0- 1

AWAY

0- 1

2- 1

0- 3

0- 2

0- 0

NEUTRAL

0- 1

0- 0

10- 6

0- 0

0- 3

CONFERENCE

5- 2

5- 1

7- 1

0- 0

0- 1

HOME

4- 0

3- 0

3- 4

0- 0

0- 1

AWAY

1- 2

2- 1

0- 1

0- 0

0- 1

NEUTRAL

0- 0

0- 0

RPI 1-50

RPI 51-100

RPI 101-200

Team's RPI: 142

RPI 201+

RPI	S	Opponent	Score
9	A	Gonzaga	65 75
29	N	Southern Ill.	72 80
31	N	Marquette	73 83
35	A	Washington	74 91

RPI	S	Opponent	Score
61	A	Montana	72 78
61	H	Montana	46 68
61	N	Montana	71 73
67	A	Brigham Young	66 97

RPI	S	Opponent	Score
117	A	Northern Ariz.	95 105
117	H	Northern Ariz.	73 61
118	N	Southern California	51 69
141	H	San Diego	78 97
154	A	Sacramento St.	69 88
154	H	Sacramento St.	87 75
177	A	Boise St.	72 76
196	A	Portland St.	89 70
196	H	Portland St.	72 64
196	H	Portland St.	81 75

RPI	S	Opponent	Score
210	A	Idaho St.	94 87
210	H	Idaho St.	80 64
234	A	Cal St. Fullerton	63 89
240	A	Montana St.	70 82
240	H	Montana St.	87 53
263	A	Weber St.	76 73
263	H	Weber St.	59 50
278	H	Cal Poly	76 62
283	H	Cal St. Northridge	70 48
301	A	Idaho	68 55
312	A	UC Riverside	85 70

LAST 10 Division I GAMES:

61	N	Montana	71 73
196	H	Portland St.	81 75
210	A	Idaho St.	94 87
240	H	Montana St.	87 53
61	H	Montana	46 68

234	A	Cal St. Fullerton	63 89
263	A	Weber St.	76 73
196	H	Portland St.	72 64
117	H	Northern Ariz.	73 61
154	H	Sacramento St.	87 75

Non-Div I Games: Pacific Lutheran 89 63

Eastern Wash.

Loss, Non-Conf, S Site, H Home A Away N Neutral

El on

Average RPI Win: 231

Average RPI Loss: 135

WON-LOST RECORD

WINNING PCT. RANK

LAST 10 GAMES

STRENGTH OF SCHEDULE

OPP. STRENGTH OF SCHEDULE

TEAM RPI

CONF. RPI

DIV. I ONLY

12- 14

190

5- 5

149

232

172

24

DIV. I NON-CONF.

1- 9

312

0- 0

40

114

256

22

TOTALS

RPI 1-50

RPI 51-100

W-L RECORDS

RPI 101-200

RPI 201+

12- 14

0- 1

1- 5

OVERALL

3- 6

8- 2

7- 4

0- 1

0- 1

HOME

2- 2

5- 0

4- 9

0- 0

1- 3

AWAY

1- 4

2- 2

1- 1

0- 0

0- 1

NEUTRAL

0- 0

1- 0

1- 9

0- 1

1- 3

NON-CONFERENCE

0- 5

0- 0

0- 4

0- 1

0- 1

HOME

0- 2

0- 0

1- 5

0- 0

1- 2

AWAY

0- 3

0- 0

0- 0

0- 0

0- 0

NEUTRAL

0- 0

0- 0

11- 5

0- 0

0- 2

CONFERENCE

3- 1

8- 2

7- 0

0- 0

0- 0

HOME

2- 0

5- 0

3- 4

0- 0

0- 1

AWAY

1- 1

2- 2

1- 1

0- 0

0- 1

NEUTRAL

0- 0

1- 0

RPI 1-50

RPI 51-100

RPI 101-200

Team's RPI: 172

RPI 201+

RPI S Opponent Score

RPI S Opponent Score

RPI S Opponent Score

RPI S Opponent Score

28 H UNC Wi l mi ngton 51 59

77 A Cl emson 74 69

81 A Va. Commonweal th 49 69

82 A Butl er 40 86

85 H Wake Forest 59 78

94 A Davi dson 60 79

94 N Davi dson 58 65

130 A Buffal o 67 68

158 A IUPUI 57 58

158 H IUPUI 70 82

159 A Ga. Southern 45 63

160 A Georgi a Tech 69 81

164 H Hi gh Poi nt 71 73

169 A Chattanooga 92 74

169 H Chattanooga 69 61

188 H Col . of Charleston 76 69

220 H Furman 81 77

235 A Appal achi an St. 60 71

235 H Appal achi an St. 65 59

265 A Western Caro. 78 85

265 H Western Caro. 50 48

280 A UNC Greensboro 87 82

280 H UNC Greensboro 62 56

280 N UNC Greensboro 64 61

288 A Wofford 64 61

320 H Ci tadel 73 62

LAST 10 Divi sion I GAMES:

94 N Davi dson 58 65

280 N UNC Greensboro 64 61

280 A UNC Greensboro 87 82

265 A Western Caro. 78 85

169 H Chattanooga 69 61

235 A Appal achi an St. 60 71

188 H Col . of Charleston 76 69

320 H Ci tadel 73 62

159 A Ga. Southern 45 63

94 A Davi dson 60 79

Non-Div I Games: Guilford 87 63

Montreat 90 76

Southeastern (FI 78 42

El on

Loss, Non-Conf, S Site, H Home A Away N Neutral

Page 80

Average RPI Win: 201		WON-LOST	WINNING	LAST 10	STRENGTH OF	OPP. STRENGTH	TEAM	CONF.
Average RPI Loss: 82		RECORD	PCT. RANK	GAMES	SCHEDULE	OF SCHEDULE	RPI	RPI
DIV. I ONLY		10- 19	262	5- 5	94	76	191	6
DIV. I NON-CONF.		4- 5	187	0- 1	255	281	230	5
<hr/>								
TOTALS		RPI 1-50	RPI 51-100	W-L RECORDS	RPI 101-200	RPI 201+		
10- 19		1- 12	0- 1	OVERALL	4- 3	5- 3		
7- 7		1- 5	0- 0	HOME	2- 1	4- 1		
2- 11		0- 6	0- 1	AWAY	2- 2	0- 2		
1- 1		0- 1	0- 0	NEUTRAL	0- 0	1- 0		
4- 5		0- 0	0- 1	NON-CONFERENCE	1- 2	3- 2		
4- 1		0- 0	0- 0	HOME	1- 0	3- 1		
0- 4		0- 0	0- 1	AWAY	0- 2	0- 1		
0- 0		0- 0	0- 0	NEUTRAL	0- 0	0- 0		
6- 14		1- 12	0- 0	CONFERENCE	3- 1	2- 1		
3- 6		1- 5	0- 0	HOME	1- 1	1- 0		
2- 7		0- 6	0- 0	AWAY	2- 0	0- 1		
1- 1		0- 1	0- 0	NEUTRAL	0- 0	1- 0		
<hr/>								
RPI 1-50		RPI 51-100		RPI 101-200		Team's RPI: 191		RPI 201+
RPI S	Opponent	Score	RPI S	Opponent	Score	RPI S	Opponent	Score
21 A	Missouri St.	50 71	55 A	Western Ky.	77 84	138 A	Loyola (Ill.)	86 99
21 H	Missouri St.	65 80				155 A	Austin Peay	71 74
25 A	UNI	60 71				163 A	Indiana St.	77 75
25 H	UNI	61 74				163 H	Indiana St.	63 58
27 A	Wichita St.	66 74				175 H	Purdue	75 69
27 H	Wichita St.	62 69				176 A	Drake	69 68
29 A	Southern Ill.	38 66				176 H	Drake	68 79
29 H	Southern Ill.	64 59						
29 N	Southern Ill.	55 71						
33 A	Bradley	62 90						
33 H	Bradley	76 79						
39 A	Creighton	58 77						
39 H	Creighton	56 60						
<hr/>								
LAST 10 Division I GAMES:								
29 N	Southern Ill.	55 71	21 A	Missouri St.	50 71			
232 N	Illinois St.	52 45	176 A	Drake	69 68			
163 A	Indiana St.	77 75	39 H	Creighton	56 60			
29 H	Southern Ill.	64 59	232 H	Illinois St.	54 47			
224 H	Tenn.-Martin	62 69	27 A	Wichita St.	66 74			

Non-Div I Games:

Evansville

Evansville

Evansville

Average RPI Win:	193	WON-LOST	WINNING	LAST 10	STRENGTH OF	OPP. STRENGTH	TEAM	CONF.
Average RPI Loss:	129	RECORD	PCT. RANK	GAMES	SCHEDULE	OF SCHEDULE	RPI	RPI

DIV. I ONLY	9- 19	268	3- 7	151	129	228	14
DIV. I NON-CONF.	2- 7	278	0- 1	120	64	247	14

TOTALS	RPI 1-50	RPI 51-100	W-L RECORDS	RPI 101-200	RPI 201+
9- 19	0- 3	0- 4	OVERALL	4- 7	5- 5
4- 8	0- 1	0- 2	HOME	2- 4	2- 1
4- 10	0- 2	0- 2	AWAY	2- 3	2- 3
1- 1	0- 0	0- 0	NEUTRAL	0- 0	1- 1
2- 7	0- 3	0- 0	NON-CONFERENCE	0- 3	2- 1
0- 3	0- 1	0- 0	HOME	0- 2	0- 0
1- 4	0- 2	0- 0	AWAY	0- 1	1- 1
1- 0	0- 0	0- 0	NEUTRAL	0- 0	1- 0
7- 12	0- 0	0- 4	CONFERENCE	4- 4	3- 4
4- 5	0- 0	0- 2	HOME	2- 2	2- 1
3- 6	0- 0	0- 2	AWAY	2- 2	1- 2
0- 1	0- 0	0- 0	NEUTRAL	0- 0	0- 1

RPI	S	Opponent	Score
7	A	Iowa	59 75
36	A	Georgetown	51 76
43	H	St. Joseph's	41 72

RPI	S	Opponent	Score
64	A	Iona	77 89
64	H	Iona	66 89
87	A	Manhattan	77 78
87	H	Manhattan	69 74

RPI	S	Opponent	Score
105	A	Marist	72 91
105	H	Marist	61 67
108	H	Providence	78 81
125	A	Sienna	47 58
125	H	Sienna	81 79
128	A	St. Peter's	81 75
128	H	St. Peter's	109 108
134	H	Fordham	80 95
138	A	Loyola (Ill.)	70 73
171	A	Loyola (Md.)	80 72
171	H	Loyola (Md.)	85 90

RPI	S	Opponent	Score
202	A	Niagara	73 78
202	H	Niagara	68 64
202	N	Niagara	77 84
217	N	Tulane	80 68
243	A	Rider	85 81
243	H	Rider	77 69
255	A	Canisius	71 87
255	H	Canisius	73 84
271	A	St. Francis (N.Y.)	64 69
283	A	Cal St. Northridge	66 65

LAST 10 Division I GAMES:

202	N	Niagara	77 84	64	H	Iona	66 89
105	H	Marist	61 67	125	A	Sienna	47 58
87	A	Manhattan	77 78	202	H	Niagara	68 64
138	A	Loyola (Ill.)	70 73	243	H	Rider	77 69
128	H	St. Peter's	109 108	255	A	Canisius	71 87

Fairfield

Fairfield

Non-Div I Games:

Fairfield

Loss,
Non-Conf, S Site,
H Home
A Away
N Neutral

Average RPI Win: 247
Average RPI Loss: 146

WON-LOST
RECORD

WINNING
PCT. RANK

LAST 10
GAMES

STRENGTH OF
SCHEDULE

OPP. STRENGTH
OF SCHEDULE

TEAM
RPI

CONF.
RPI

DIV. I ONLY	19- 11	80	6- 4	266	223	145	26
DIV. I NON-CONF.	3- 6	229	1- 1	237	27	246	26

TOTALS	RPI 1-50	RPI 51-100	W-L RECORDS	RPI 101-200	RPI 201+
19- 11	0- 1	0- 3	OVERALL	2- 5	17- 3
10- 3	0- 0	0- 0	HOME	1- 2	9- 1
8- 7	0- 1	0- 3	AWAY	1- 3	7- 1
1- 1	0- 0	0- 0	NEUTRAL	0- 0	1- 1
3- 6	0- 1	0- 3	NON-CONFERENCE	1- 2	2- 1
0- 1	0- 0	0- 0	HOME	0- 1	0- 0
2- 5	0- 1	0- 3	AWAY	1- 1	1- 0
1- 1	0- 0	0- 0	NEUTRAL	0- 0	1- 1
16- 5	0- 0	0- 0	CONFERENCE	1- 3	15- 2
10- 2	0- 0	0- 0	HOME	1- 1	9- 1
6- 3	0- 0	0- 0	AWAY	0- 2	6- 1
0- 0	0- 0	0- 0	NEUTRAL	0- 0	0- 0

RPI S	Opponent	Score
49 A	Maryland	85 111

RPI S	Opponent	Score
58 A	Seton Hall	57 65
71 A	Louisville	66 89
87 A	Manhattan	77 80

RPI S	Opponent	Score
128 A	St. Peter's	77 82
129 H	Drexel	49 54
144 A	Monmouth	89 96
144 H	Monmouth	79 62
144 H	Monmouth	48 49
165 A	Central Conn. St.	74 88
186 A	Wis.-Green Bay	68 64

RPI S	Opponent	Score
213 A	Robert Morris	84 83
213 H	Robert Morris	93 78
213 H	Robert Morris	71 55
230 A	Mt. St. Mary's	71 68
230 H	Mt. St. Mary's	69 58
232 A	Wagner	87 72
232 H	Wagner	66 72
255 A	Canisius	69 65
259 N	La.-Monroe	74 58
260 A	Quinnipiac	81 102
260 H	Quinnipiac	76 70
260 H	Quinnipiac	66 65
262 A	Sacred Heart	85 76
262 H	Sacred Heart	81 73
271 H	St. Francis (N.Y.)	64 55
274 A	Long Island	96 74
274 H	Long Island	78 65
288 N	Wofford	62 73
323 A	St. Francis (Pa.)	66 49
323 H	St. Francis (Pa.)	73 64

LAST 10 Division I GAMES:

87 A	Manhattan	77 80	232 H	Wagner	66 72
144 H	Monmouth	48 49	144 A	Monmouth	89 96
213 H	Robert Morris	71 55	186 A	Wis.-Green Bay	68 64
260 H	Quinnipiac	66 65	262 A	Sacred Heart	85 76
144 H	Monmouth	79 62	230 H	Mt. St. Mary's	69 58

Fairleigh Dickinson

Fairleigh Dickinson

Non-Div I Games: Downing

96 50

Fairleigh Dickinson

Loss, Non-Conf, S Site, H Home A Away N Neutral

Average RPI Win: 255										WON-LOST RECORD										WINNING PCT. RANK										LAST 10 GAMES										STRENGTH OF SCHEDULE										OPP. STRENGTH OF SCHEDULE										TEAM RPI										CONF. RPI									
DIV. I ONLY										15- 13										132										6- 4										292										313										212										27									
DIV. I NON-CONF.										5- 6										178										2- 0										307										286										268										30									
TOTALS										RPI 1-50										RPI 51-100										W-L RECORDS										RPI 101-200										RPI 201+																													
15- 13										0- 0										0- 0										OVERALL										4- 7										11- 6																													
10- 2										0- 0										0- 0										HOME										3- 2										7- 0																													
5- 8										0- 0										0- 0										AWAY										1- 3										4- 5																													
0- 3										0- 0										0- 0										NEUTRAL										0- 2										0- 1																													
5- 6										0- 0										0- 0										NON-CONFERENCE										1- 4										4- 2																													
3- 1										0- 0										0- 0										HOME										1- 1										2- 0																													
2- 3										0- 0										0- 0										AWAY										0- 1										2- 2																													
0- 2										0- 0										0- 0										NEUTRAL										0- 2										0- 0																													
10- 7										0- 0										0- 0										CONFERENCE										3- 3										7- 4																													
7- 1										0- 0										0- 0										HOME										2- 1										5- 0																													
3- 5										0- 0										0- 0										AWAY										1- 2										2- 3																													
0- 1										0- 0										0- 0										NEUTRAL										0- 0										0- 1																													
RPI 1-50										RPI 51-100										RPI 101-200										RPI 201+										Team's RPI: 212																																							
RPI S Opponent Score										RPI S Opponent Score										RPI S Opponent Score										RPI S Opponent Score										RPI S Opponent Score																																							
																				102 A Northwestern 59 69										225 A East Tenn. St. 61 63																																																	
																				105 H Marist 75 84										225 H East Tenn. St. 93 87																																																	
																				114 N Middle Tenn. 76 90										236 A South Fla. 44 62																																																	
																				115 A Belmont 82 92										249 A Kennesaw St. 73 67																																																	
																				115 H Belmont 66 59										249 H Kennesaw St. 81 62																																																	
																				143 A Lipscomb 71 88										267 A Stetson 49 56																																																	
																				143 H Lipscomb 50 66										267 H Stetson 77 62																																																	
																				157 A Gardner-Webb 72 51										267 N Stetson 44 54																																																	
																				157 H Gardner-Webb 77 63										286 A Colgate 74 78																																																	
																				188 N Col. of Charleston 73 90										293 A Campbell 97 88																																																	
																				190 H UCF 59 54										293 H Campbell 95 90																																																	
																														305 A Mercer 73 74																																																	
																														305 H Mercer 91 80																																																	
																														331 A Jacksonville 85 76																																																	
																														331 H Jacksonville 107 104																																																	
																														332 A North Fla. 74 53																																																	
																														332 H North Fla. 77 75																																																	
LAST 10 Division I GAMES:										LAST 10 Division I GAMES:										LAST 10 Division I GAMES:										LAST 10 Division I GAMES:																																																	
267 N Stetson 44 54										267 A Stetson 49 56										267 A Stetson 49 56										267 A Stetson 49 56																																																	
331 A Jacksonville 85 76										305 A Mercer 73 74										305 A Mercer 73 74										305 A Mercer 73 74																																																	
332 A North Fla. 74 53										157 H Gardner-Webb 77 63										157 H Gardner-Webb 77 63										157 H Gardner-Webb 77 63																																																	
249 H Kennesaw St. 81 62										293 H Campbell 95 90										293 H Campbell 95 90										293 H Campbell 95 90																																																	
225 H East Tenn. St. 93 87										143 A Lipscomb 71 88										143 A Lipscomb 71 88										143 A Lipscomb 71 88																																																	

Non-Div l Games:

Fl a. Atl anti c

■ Loss, ■ Non-Conf, S Site, H Home A Away N Neutral

Florida

Florida				Through Games Of Sunday, March 12, 2006				
Average RPI Win: 113		WON-LOST RECORD	WINNING PCT. RANK	LAST 10 GAMES	STRENGTH OF SCHEDULE	OPP. STRENGTH OF SCHEDULE	TEAM RPI	CONF. RPI
Average RPI Loss: 40								
DIV. I ONLY		27- 6	10	10- 0	76	33	15	4
DIV. I NON-CONF.		14- 0	1	6- 0	262	180	31	3
<hr/>								
TOTALS		RPI 1-50	RPI 51-100		W-L RECORDS		RPI 101-200	RPI 201+
27- 6		10- 3	8- 3		OVERALL		9- 0	6- 0
16- 2		2- 1	2- 1		HOME		6- 0	6- 0
6- 4		1- 2	2- 2		AWAY		3- 0	0- 0
11- 0		7- 0	4- 0		NEUTRAL		0- 0	0- 0
14- 0		5- 0	5- 0		NON-CONFERENCE		4- 0	6- 0
10- 0		0- 0	1- 0		HOME		3- 0	6- 0
2- 0		0- 0	1- 0		AWAY		1- 0	0- 0
8- 0		5- 0	3- 0		NEUTRAL		0- 0	0- 0
13- 6		5- 3	3- 3		CONFERENCE		5- 0	0- 0
6- 2		2- 1	1- 1		HOME		3- 0	0- 0
4- 4		1- 2	1- 2		AWAY		2- 0	0- 0
3- 0		2- 0	1- 0		NEUTRAL		0- 0	0- 0
<hr/>								
RPI 1-50		Team's RPI: 15		RPI 51-100		RPI 101-200		RPI 201+
RPI S	Opponent	Score		RPI S	Opponent	Score		RPI S Opponent Score
2 N	Villanova	75 62		53 N	Wis.-Milwaukee	82 60		108 A Providence 87 77
6 A	Tennessee	76 80		57 A	Alabama	77 82		109 A Georgia 90 72
6 H	Tennessee	72 76		62 A	South Carolina	62 68		109 H Georgia 77 66
10 N	UCLA	73 57		62 H	South Carolina	67 71		113 H Mississippi St. 75 60
13 H	LSU	71 62		62 N	South Carolina	49 47		116 H Auburn 69 57
13 N	LSU	81 65		63 H	Florida St.	74 66		119 H Albany (N.Y.) 83 64
17 N	Syracuse	75 70		66 N	South Ala.	76 50		128 H St. Peter's 80 51
26 N	George Mason	73 58		72 A	Vanderbilt	73 68		156 A Mississippi 69 58
36 N	Georgetown	57 53		72 H	Vanderbilt	81 58		190 H UCF 80 47
41 A	Kentucky	79 64		78 A	Miami (Fla.)	77 67		
41 H	Kentucky	95 80		85 N	Wake Forest	77 72		
45 A	Arkansas	81 85						
45 N	Arkansas	74 71						

Average RPI Win: 290
Average RPI Loss: 155

WON-LOST
RECORD

WINNING
PCT. RANK

LAST 10
GAMES

STRENGTH OF
SCHEDULE

OPP. STRENGTH
OF SCHEDULE

TEAM
RPI

CONF.
RPI

DIV. I ONLY	13- 17	209	4- 6	303	281	253	30
DIV. I NON-CONF.	3- 8	260	0- 0	75	29	183	29

TOTALS	RPI 1-50	RPI 51-100	W-L RECORDS	RPI 101-200	RPI 201+
13- 17	0- 4	0- 1	OVERALL	0- 5	13- 7
7- 4	0- 0	0- 0	HOME	0- 1	7- 3
6- 11	0- 4	0- 1	AWAY	0- 3	6- 3
0- 2	0- 0	0- 0	NEUTRAL	0- 1	0- 1
3- 8	0- 4	0- 1	NON-CONFERENCE	0- 3	3- 0
2- 0	0- 0	0- 0	HOME	0- 0	2- 0
1- 7	0- 4	0- 1	AWAY	0- 2	1- 0
0- 1	0- 0	0- 0	NEUTRAL	0- 1	0- 0
10- 9	0- 0	0- 0	CONFERENCE	0- 2	10- 7
5- 4	0- 0	0- 0	HOME	0- 1	5- 3
5- 4	0- 0	0- 0	AWAY	0- 1	5- 3
0- 1	0- 0	0- 0	NEUTRAL	0- 0	0- 1

RPI S	Opponent	Score
5	A Ohio St.	53 95
15	A Florida	47 84
25	A UNI	53 76
34	A Indiana	63 100

RPI S	Opponent	Score
80	A Xavier	51 79

RPI S	Opponent	Score
109	A Georgia	74 95
123	A Delaware St.	50 61
123	H Delaware St.	58 61
135	N Tennessee Tech	65 66
183	A Dayton	48 73

RPI S	Opponent	Score
215	A Coppin St.	57 68
215	H Coppin St.	70 75
222	A South Carolina St.	72 65
222	H South Carolina St.	64 66
222	N South Carolina St.	52 60
245	A Cleveland St.	68 66
251	H Norfolk St.	76 64
272	H Alabama St.	74 67
275	A Bethune-Cookman	71 84
275	H Bethune-Cookman	67 54
277	H Florida Int'l	69 56
284	A Hampton	73 65
319	A Md. -East. Shore	83 72
319	H Md. -East. Shore	96 92
324	A N. C. A&T	75 71
324	H N. C. A&T	70 73
326	A Howard	71 89
326	H Howard	66 65
329	A Morgan St.	87 79
329	H Morgan St.	75 42

LAST 10 Division I GAMES:

222	N South Carolina St.	52 60	319	A Md. -East. Shore	83 72
275	H Bethune-Cookman	67 54	324	H N. C. A&T	70 73
284	A Hampton	73 65	222	H South Carolina St.	64 66
123	H Delaware St.	58 61	215	A Coppin St.	57 68
326	A Howard	71 89	329	A Morgan St.	87 79

Non-Div I Games: Hawai i Paci fi c 74 67

Florida A&M

Loss, Non-Conf, S Site, H Home A Away N Neutral

Average RPI Win:	226	WON-LOST	WINNING	LAST 10	STRENGTH OF	OPP. STRENGTH	TEAM	CONF.
Average RPI Loss:	143	RECORD	PCT. RANK	GAMES	SCHEDULE	OF SCHEDULE	RPI	RPI

DIV. I ONLY	7- 20	293	3- 7	166	176	277	18
DIV. I NON-CONF.	3- 9	268	1- 0	125	215	249	16

TOTALS	RPI 1-50	RPI 51-100	W-L RECORDS	RPI 101-200	RPI 201+
7- 20	0- 3	0- 5	OVERALL	2- 5	5- 7
5- 7	0- 0	0- 2	HOME	2- 1	3- 4
2- 12	0- 3	0- 3	AWAY	0- 4	2- 2
0- 1	0- 0	0- 0	NEUTRAL	0- 0	0- 1
3- 9	0- 3	0- 2	NON-CONFERENCE	1- 1	2- 3
3- 2	0- 0	0- 0	HOME	1- 0	2- 2
0- 7	0- 3	0- 2	AWAY	0- 1	0- 1
0- 0	0- 0	0- 0	NEUTRAL	0- 0	0- 0
4- 11	0- 0	0- 3	CONFERENCE	1- 4	3- 4
2- 5	0- 0	0- 2	HOME	1- 1	1- 2
2- 5	0- 0	0- 1	AWAY	0- 3	2- 1
0- 1	0- 0	0- 0	NEUTRAL	0- 0	0- 1

RPI	S	Opponent	Score
18	A	Michigan St.	58 85
30	A	Hofstra	51 64
37	A	George Washington	45 70

RPI	S	Opponent	Score
55	A	Western Ky.	65 80
55	H	Western Ky.	61 66
66	H	South Ala.	51 64
91	A	DePaul	60 72
95	A	Notre Dame	47 81

RPI	S	Opponent	Score
103	A	La Salle	61 70
114	A	Middle Tenn.	58 82
114	H	Middle Tenn.	64 66
140	H	La.-Lafayette	55 50
165	H	Central Conn. St.	71 61
173	A	Denver	55 80
200	A	North Texas	81 90

RPI	S	Opponent	Score
216	A	Ark.-Little Rock	58 55
216	H	Ark.-Little Rock	53 55
229	A	Arkansas St.	84 85
229	H	Arkansas St.	71 81
234	H	Cal St. Fullerton	57 74
236	H	South Fla.	69 64
241	H	Troy	71 68
252	A	New Orleans	61 52
252	N	New Orleans	56 76
253	A	Florida A&M	56 69
290	H	St. Bonaventure	65 69
332	H	North Fla.	71 57

LAST 10 Division I GAMES:

252	N	New Orleans	56 76	332	H	North Fla.	71 57
114	A	Middle Tenn.	58 82	229	A	Arkansas St.	84 85
55	A	Western Ky.	65 80	216	A	Ark.-Little Rock	58 55
66	H	South Ala.	51 64	114	H	Middle Tenn.	64 66
241	H	Troy	71 68	55	H	Western Ky.	61 66

Non-Div I Games: Florida Tech 72 54

Florida Int'l

Average RPI Win: 162

Average RPI Loss: 55

WON-LOST
RECORDWINNING
PCT. RANKLAST 10
GAMESSTRENGTH OF
SCHEDULEOPP. STRENGTH
OF SCHEDULETEAM
RPICONF.
RPI

DIV. I ONLY	19- 9	53	6- 4	114	34	63	3
DIV. I NON-CONF.	10- 1	10	2- 1	317	192	100	4

TOTALS	RPI 1-50	RPI 51-100	W-L RECORDS	RPI 101-200	RPI 201+
19- 9	2- 4	7- 5	OVERALL	4- 1	7- 0
13- 2	2- 1	3- 2	HOME	4- 0	5- 0
4- 6	0- 3	3- 2	AWAY	0- 1	1- 0
2- 1	0- 0	1- 1	NEUTRAL	0- 0	1- 0
10- 1	0- 1	2- 1	NON-CONFERENCE	2- 0	7- 0
8- 1	0- 0	1- 1	HOME	2- 0	5- 0
1- 1	0- 1	0- 0	AWAY	0- 0	1- 0
2- 0	0- 0	1- 0	NEUTRAL	0- 0	1- 0
9- 8	2- 3	5- 4	CONFERENCE	2- 1	0- 0
6- 2	2- 1	2- 1	HOME	2- 0	0- 0
3- 5	0- 2	3- 2	AWAY	0- 1	0- 0
0- 1	0- 0	0- 1	NEUTRAL	0- 0	0- 0

RPI	S	Opponent	Score
1	A	Duke	96 97
1	H	Duke	79 74
12	H	North Carolina	80 81
15	A	Florida	66 74
22	A	Boston College	87 90
49	H	Maryland	71 60

RPI	S	Opponent	Score
51	A	North Carolina St.	64 86
62	H	South Carolina	68 69
77	A	Clemson	55 61
77	H	Clemson	69 59
78	A	Miami (Fla.)	67 64
78	H	Miami (Fla.)	78 84
79	A	Virginia	87 82
79	H	Virginia	76 62
82	H	Butler	67 63
85	A	Wake Forest	75 68
85	N	Wake Forest	66 78
96	N	Nebraska	74 60

LAST 10 Division I GAMES:

62	H	South Carolina	68 69
82	H	Butler	67 63
85	N	Wake Forest	66 78
78	A	Miami (Fla.)	67 64
1	H	Duke	79 74
146	A	Virginia Tech	61 72
49	H	Maryland	71 60
79	H	Virginia	76 62
51	A	North Carolina St.	64 86
126	H	Massachusetts	73 63

RPI	S	Opponent	Score
126	H	Massachusetts	73 63
146	A	Virginia Tech	61 72
146	H	Virginia Tech	74 68
160	H	Georgia Tech	80 79
175	H	Purdue	97 57

RPI	S	Opponent	Score
256	N	Bowling Green	71 60
259	H	La.-Monroe	85 62
267	H	Stetson	75 57
293	H	Campbell	108 73
302	H	Alcorn St.	85 67
307	H	Texas Southern	90 59
331	A	Jacksonville	78 48

Florida St.

Florida St.

Non-Div I Games:

Florida St.

Loss,
 Non-Conf, S Site,
 H Home
A Away
 N Neutral

Average RPI Win: 196
Average RPI Loss: 103

WON-LOST
RECORD

WINNING
PCT. RANK

LAST 10
GAMES

STRENGTH OF
SCHEDULE

OPP. STRENGTH
OF SCHEDULE

TEAM
RPI

CONF.
RPI

DIV. I ONLY

16- 16

161

5- 5

129

115

134

11

DIV. I NON-CONF.

5- 8

212

0- 0

90

121

166

9

TOTALS

RPI 1-50

RPI 51-100

W-L RECORDS

RPI 101-200

RPI 201+

16- 16

0- 2

3- 6

OVERALL

4- 7

9- 1

8- 4

0- 1

1- 1

HOME

3- 1

4- 1

5- 10

0- 1

2- 4

AWAY

0- 5

3- 0

3- 2

0- 0

0- 1

NEUTRAL

1- 1

2- 0

5- 8

0- 0

2- 4

NON-CONFERENCE

0- 3

3- 1

2- 2

0- 0

1- 1

HOME

0- 0

1- 1

2- 4

0- 0

1- 2

AWAY

0- 2

1- 0

1- 2

0- 0

0- 1

NEUTRAL

0- 1

1- 0

11- 8

0- 2

1- 2

CONFERENCE

4- 4

6- 0

6- 2

0- 1

0- 0

HOME

3- 1

3- 0

3- 6

0- 1

1- 2

AWAY

0- 3

2- 0

2- 0

0- 0

0- 0

NEUTRAL

1- 0

1- 0

RPI 1-50

RPI S Opponent

Score

RPI 51-100

RPI S Opponent

Score

RPI 101-200

Team's RPI: 134





RPI S Opponent
















Score



















RPI 201+









RPI S Opponent

Score
















37  George Washington 67 
43  St. Joseph's 58 

64  Iona 70 
69 N  Old Domini on 52 
74  Temple 69 52
79  Virginia 62 60
80  Xavier 64 
80  Xavier 59 
87  Manhattan 68 
95  Notre Dame 49 
98  Penn 78 63

101  St. Louis 54 
103  La Salle 83 74
103 N  La Salle 64 62
104  Charlotte 75 
109 N  Georgia 68 
111  Holy Cross 63 
125  Siena 54 
126  Massachusetts 61 
152  Rhode Island 59 
152  Rhode Island 79 76
183  Dayton 66 56





205  Richmond 63 45
205 N  Richmond 45 37
228  Fairfield 95 80
251 N  Norfolk St. 72 53
261  Lafayette 71 52
271  St. Francis (N.Y.) 60 
290  St. Bonaventure 81 70
290  St. Bonaventure 79 72
308  Duquesne 90 81
308  Duquesne 90 63

LAST 10 Div sion I GAMES:

80  Xavier 59 
103 N  La Salle 64 62
205 N  Richmond 45 37
74  Temple 69 52
103  La Salle 83 74
37  George Washington 67 
43  St. Joseph's 58 
104  Charlotte 75 
80  Xavier 64 
152  Rhode Island 79 76

Non-Div I Games:

Fordham

 Loss,  Non-Conf, S Site,  Home  Away N Neutral

Average RPI Win: 184

Average RPI Loss: 103

WON-LOST
RECORDWINNING
PCT. RANKLAST 10
GAMESSTRENGTH OF
SCHEDULEOPP. STRENGTH
OF SCHEDULETEAM
RPICONF.
RPI

DIV. I ONLY

15- 13

132

5- 5

126

112

124

9

DIV. I NON-CONF.

7- 5

118

0- 1

101

222

111

7

TOTALS

RPI 1-50

RPI 51-100

W-L RECORDS

RPI 101-200

RPI 201+

15- 13

2- 3

3- 6

OVERALL

3- 3

7- 1

12- 2

2- 0

2- 2

HOME

3- 0

5- 0

3- 10

0- 3

1- 4

AWAY

0- 2

2- 1

0- 1

0- 0

0- 0

NEUTRAL

0- 1

0- 0

7- 5

0- 1

1- 2

NON-CONFERENCE

2- 2

4- 0

5- 1

0- 0

0- 1

HOME

2- 0

3- 0

2- 3

0- 1

1- 1

AWAY

0- 1

1- 0

0- 1

0- 0

0- 0

NEUTRAL

0- 1

0- 0

8- 8

2- 2

2- 4

CONFERENCE

1- 1

3- 1

7- 1

2- 0

2- 1

HOME

1- 0

2- 0

1- 7

0- 2

0- 3

AWAY

0- 1

1- 1

0- 0

0- 0

0- 0

NEUTRAL

0- 0

0- 0

RPI 1-50

RPI 51-100

RPI 101-200

Team's RPI: 124

RPI 201+

RPI	S	Opponent	Score
19	A	Nevada	60 74
19	H	Nevada	87 77
39	A	Creighton	62 67
46	A	Utah St.	77 87
46	H	Utah St.	99 96

RPI	S	Opponent	Score
64	H	Iona	69 70
68	A	Louisiana Tech	54 73
68	H	Louisiana Tech	66 68
88	A	Pacific	63 99
93	A	Iowa St.	84 77
97	A	New Mexico St.	70 73
97	H	New Mexico St.	75 72
100	A	Hawaii	65 73
100	H	Hawaii	73 67

RPI	S	Opponent	Score
130	A	Buffalo	69 85
141	N	San Diego	61 72
174	H	Oregon St.	80 73
177	A	Boise St.	63 66
177	H	Boise St.	81 79
185	H	San Francisco	65 60

RPI	S	Opponent	Score
219	H	UC Santa Barb.	79 76
251	H	Norfolk St.	89 70
269	A	San Jose St.	87 80
269	H	San Jose St.	79 66
278	A	Cal Poly	85 77
283	H	Cal St. Northridge	75 60
301	A	Idaho	61 72
301	H	Idaho	89 54

LAST 10 Division I GAMES:

19	A	Nevada	60 74	100	H	Hawaii	73 67
46	A	Utah St.	77 87	269	H	San Jose St.	79 66
177	H	Boise St.	81 79	301	A	Idaho	61 72
269	A	San Jose St.	87 80	177	A	Boise St.	63 66
39	A	Creighton	62 67	301	H	Idaho	89 54

Non-Div I Games:

Fresno St.

 Loss,
 Non-Conf,
 S Site,
 H Home
 A Away
 N Neutral

Average RPI Win: 238
Average RPI Loss: 184

WON-LOST
RECORD

WINNING
PCT. RANK

LAST 10
GAMES

STRENGTH OF
SCHEDULE

OPP. STRENGTH
OF SCHEDULE

TEAM
RPI

CONF.
RPI

DIV. I ONLY
DIV. I NON-CONF.

12- 13
4- 5

175
187

4- 6
1- 0

270
241

283
238

220
219

24
22

TOTALS

RPI 1-50

RPI 51-100

W-L RECORDS

RPI 101-200

RPI 201+

12- 13

0- 0

1- 2

OVERALL

2- 7

9- 4

8- 3

0- 0

1- 0

HOME

1- 3

6- 0

4- 10

0- 0

0- 2

AWAY

1- 4

3- 4

0- 0

0- 0

0- 0

NEUTRAL

0- 0

0- 0

4- 5

0- 0

0- 1

NON-CONFERENCE

0- 3

4- 1

3- 1

0- 0

0- 0

HOME

0- 1

3- 0

1- 4

0- 0

0- 1

AWAY

0- 2

1- 1

0- 0

0- 0

0- 0

NEUTRAL

0- 0

0- 0

8- 8

0- 0

1- 1

CONFERENCE

2- 4

5- 3

5- 2

0- 0

1- 0

HOME

1- 2

3- 0

3- 6

0- 0

0- 1

AWAY

1- 2

2- 3

0- 0

0- 0

0- 0

NEUTRAL

0- 0

0- 0

RPI 1-50

RPI 51-100

RPI 101-200

RPI 201+

Team's RPI: 220

RPI S Opponent Score

RPI S Opponent Score

RPI S Opponent Score

RPI S Opponent Score

72 Vanderbilt 60 81
94 Davidson 59 77
94 Davidson 70 66

136 Texas Tech 74 83
139 Missouri 63 72
141 San Diego 73 80
159 Ga. Southern 66 63
159 Ga. Southern 61 86
169 Chattanooga 76 71
172 Elon 77 81
188 Col. of Charleston 53 66
188 Col. of Charleston 65 67

222 South Carolina St. 75 64
223 North Dakota St. 73 61
235 Appalachian St. 76 64
239 UNC Asheville 65 79
249 Kennesaw St. 83 76
265 Western Caro. 76 85
280 UNC Greensboro 59 65
288 Wofford 83 52
288 Wofford 67 59
293 Campbell 79 78
320 Citadel 64 41
320 Citadel 53 65
320 Citadel 81 57

LAST 10 Division I GAMES:

320 Citadel 53 65
159 Ga. Southern 61 86
320 Citadel 64 41
94 Davidson 59 77
288 Wofford 67 59

188 Col. of Charleston 65 67
235 Appalachian St. 76 64
280 UNC Greensboro 59 65
265 Western Caro. 76 85
223 North Dakota St. 73 61

Non-Div I Games: Johns Hopkins

91 55

Macalester

100 58

Sewanee

99 69

Furman

Loss, Non-Conf, S Site, Home Away N Neutral

Average RPI Win: 239
Average RPI Loss: 168

WON-LOST
RECORD

WINNING
PCT. RANK

LAST 10
GAMES

STRENGTH OF
SCHEDULE

OPP. STRENGTH
OF SCHEDULE

TEAM
RPI

CONF.
RPI

DIV. I ONLY	18- 9	60	7- 3	321	225	159	24
DIV. I NON-CONF.	7- 4	95	0- 1	326	116	208	22

TOTALS	RPI 1-50	RPI 51-100	W-L RECORDS	RPI 101-200	RPI 201+
18- 9	0- 1	1- 1	OVERALL	5- 3	12- 5
10- 1	0- 0	1- 0	HOME	3- 0	6- 1
7- 6	0- 1	0- 1	AWAY	2- 3	5- 2
1- 2	0- 0	0- 0	NEUTRAL	0- 0	1- 2
7- 4	0- 1	0- 0	NON-CONFERENCE	1- 3	6- 1
3- 0	0- 0	0- 0	HOME	1- 0	2- 0
3- 4	0- 1	0- 0	AWAY	0- 3	3- 0
1- 1	0- 0	0- 0	NEUTRAL	0- 0	1- 1
11- 5	0- 0	1- 1	CONFERENCE	4- 0	6- 4
7- 1	0- 0	1- 0	HOME	2- 0	4- 1
4- 3	0- 0	0- 1	AWAY	2- 0	2- 2
0- 1	0- 0	0- 0	NEUTRAL	0- 0	0- 1

RPI S	Opponent	Score
21 A	Missouri St.	55 101

RPI S	Opponent	Score
94 A	Davidson	58 83
94 H	Davidson	76 73

RPI S	Opponent	Score
104 A	Charlotte	61 77
110 A	Kansas St.	58 83
133 H	Ill. -Chicago	89 69
136 A	Texas Tech	61 74
169 A	Chattanooga	93 71
172 H	Elon	63 45
188 A	Col. of Charleston	91 79
188 H	Col. of Charleston	71 68

RPI S	Opponent	Score
220 A	Furman	86 61
220 H	Furman	63 66
229 A	Arkansas St.	82 71
232 A	Illinois St.	64 61
235 A	Appalachian St.	84 90
235 N	Appalachian St.	61 74
236 N	South Fla.	66 72
238 N	Portland	89 75
265 H	Western Caro.	72 67
280 H	UNC Greensboro	86 78
288 A	Wofford	62 78
288 H	Wofford	91 75
305 H	Mercer	98 79
320 A	Citadel	83 65
320 H	Citadel	96 68
331 A	Jacksonville	84 79
331 H	Jacksonville	81 67

LAST 10 Division I GAMES:

104 A	Charlotte	61 77	188 A	Col. of Charleston	91 79
235 N	Appalachian St.	61 74	320 H	Citadel	96 68
220 A	Furman	86 61	265 H	Western Caro.	72 67
94 H	Davidson	76 73	169 A	Chattanooga	93 71
288 A	Wofford	62 78	172 H	Elon	63 45

Ga. Southern

Ga. Southern

Non-Div I Games: Augusta St. 90 58 Webber Int'l 111 73

Ga. Southern

Loss, Non-Conf, S Site, H Home A Away N Neutral

Average RPI Win:	248	WON-LOST	WINNING	LAST 10	STRENGTH OF	OPP. STRENGTH	TEAM	CONF.
Average RPI Loss:	180	RECORD	PCT. RANK	GAMES	SCHEDULE	OF SCHEDULE	RPI	RPI

DIV. I ONLY	17- 12	107	7- 3	255	299	157	27
DIV. I NON-CONF.	6- 5	139	2- 0	288	174	192	30

TOTALS	RPI 1-50	RPI 51-100	W-L RECORDS	RPI 101-200	RPI 201+
17- 12	0- 2	1- 0	OVERALL	3- 3	13- 7
6- 4	0- 0	0- 0	HOME	2- 0	4- 4
11- 7	0- 2	1- 0	AWAY	1- 2	9- 3
0- 1	0- 0	0- 0	NEUTRAL	0- 1	0- 0
6- 5	0- 2	1- 0	NON-CONFERENCE	0- 1	5- 2
1- 1	0- 0	0- 0	HOME	0- 0	1- 1
5- 4	0- 2	1- 0	AWAY	0- 1	4- 1
0- 0	0- 0	0- 0	NEUTRAL	0- 0	0- 0
11- 7	0- 0	0- 0	CONFERENCE	3- 2	8- 5
5- 3	0- 0	0- 0	HOME	2- 0	3- 3
6- 3	0- 0	0- 0	AWAY	1- 1	5- 2
0- 1	0- 0	0- 0	NEUTRAL	0- 1	0- 0

RPI S	Opponent	Score
5	A Ohio St.	58 87
12	A North Carolina	80 83

RPI S	Opponent	Score
83	A Minnesota	73 72

RPI S	Opponent	Score
115	A Belmont	69 67
115	H Belmont	74 66
116	A Auburn	43 70
143	A Lipscomb	58 70
143	H Lipscomb	71 66
143	N Lipscomb	51 70

RPI S	Opponent	Score
212	A Fla. Atlantic	63 77
212	H Fla. Atlantic	51 72
225	A East Tenn. St.	69 64
225	A East Tenn. St.	64 63
225	H East Tenn. St.	66 89
249	A Kennesaw St.	84 58
249	H Kennesaw St.	68 74
265	A Western Caro.	90 83
267	A Stetson	65 77
267	H Stetson	70 68
280	A UNC Greensboro	68 76
293	A Campbell	81 70
293	H Campbell	76 79
300	A East Caro.	77 72
305	A Mercer	77 67
305	H Mercer	67 58
331	A Jacksonville	72 67
331	H Jacksonville	77 73
332	A North Fla.	71 67
332	H North Fla.	69 68

LAST 10 Division I GAMES:

143	N Lipscomb	51 70	115	H Belmont	74 66
225	A East Tenn. St.	64 63	225	A East Tenn. St.	69 64
267	A Stetson	65 77	249	A Kennesaw St.	84 58
305	A Mercer	77 67	212	A Fla. Atlantic	63 77
143	H Lipscomb	71 66	332	H North Fla.	69 68

Non-Div I Games:

Gardner-Webb

Loss,
Non-Conf, S Site,
H Home
A Away
N Neutral

Average RPI Win: 149

Average RPI Loss: 51

WON-LOST
RECORDWINNING
PCT. RANKLAST 10
GAMESSTRENGTH OF
SCHEDULEOPP. STRENGTH
OF SCHEDULETEAM
RPICONF.
RPI

DIV. I ONLY

23- 7

25

7- 3

79

122

26

10

DIV. I NON-CONF.

7- 3

82

5- 1

30

146

34

12

TOTALS

RPI 1-50

RPI 51-100

W-L RECORDS

RPI 101-200

RPI 201+

23- 7

6- 5

6- 2

OVERALL

4- 1

11- 0

12- 1

1- 1

3- 0

HOME

3- 0

5- 0

8- 5

1- 2

3- 2

AWAY

0- 1

4- 0

7- 2

4- 2

0- 0

NEUTRAL

1- 0

2- 0

7- 3

5- 2

1- 1

NON-CONFERENCE

3- 1

2- 0

3- 1

0- 1

0- 0

HOME

2- 0

1- 0

2- 2

1- 0

1- 1

AWAY

0- 1

0- 0

6- 1

4- 1

0- 0

NEUTRAL

1- 0

1- 0

16- 4

1- 3

5- 1

CONFERENCE

1- 0

9- 0

9- 0

1- 0

3- 0

HOME

1- 0

4- 0

6- 3

0- 2

2- 1

AWAY

0- 0

4- 0

1- 1

0- 1

0- 0

NEUTRAL

0- 0

1- 0

RPI 1-50

Team's RPI: 26

RPI S Opponent Score

3	N	Connecticut	86	84
12	N	North Carolina	65	60
15	N	Florida	58	73
18	N	Michigan St.	75	65
27	A	Wichita St.	70	67
27	N	Wichita St.	63	55
28	A	UNC Wilmington	63	69
28	H	UNC Wilmington	69	62
30	A	Hofstra	66	77
30	N	Hofstra	49	58
39	H	Creighton	52	72

RPI 51-100

RPI S Opponent Score

69	A	Old Dominion	53	54
69	H	Old Dominion	66	47
81	A	Va. Commonwealth	73	61
81	H	Va. Commonwealth	73	60
85	A	Wake Forest	78	83
87	A	Manhattan	72	66
90	A	Northeastern	71	68
90	H	Northeastern	74	63

RPI 101-200

RPI S Opponent Score

111	H	Holy Cross	71	38
113	A	Mississippi St.	61	63
129	H	Drexel	67	48
168	N	UC Irvine	79	56
193	H	Radford	81	69

RPI 201+

RPI S Opponent Score

206	N	American	75	35
221	H	Towson	65	53
237	A	Delaware	57	52
237	H	Delaware	70	56
244	A	Georgia St.	81	51
244	N	Georgia St.	61	56
266	A	William & Mary	65	46
266	H	William & Mary	81	58
284	H	Hampton	79	66
299	A	James Madison	65	43
299	H	James Madison	95	68

LAST 10 Division I GAMES:

15	N	Florida	58	73	30	N	Hofstra	49	58
3	N	Connecticut	86	84	244	N	Georgia St.	61	56
27	N	Wichita St.	63	55	299	H	James Madison	95	68
12	N	North Carolina	65	60	30	A	Hofstra	66	77
18	N	Michigan St.	75	65	27	A	Wichita St.	70	67

Non-Div I Games:

George Mason

Loss, Non-Conf, S Site, H Home A Away N Neutral

Average RPI Win: 179

Average RPI Loss: 42

WON-LOST
RECORDWINNING
PCT. RANKLAST 10
GAMESSTRENGTH OF
SCHEDULEOPP. STRENGTH
OF SCHEDULETEAM
RPICONF.
RPI

DIV. I ONLY

26- 2

1

8- 2

242

118

37

11

DIV. I NON-CONF.

10- 1

10

1- 1

323

266

116

9

TOTALS

RPI 1-50

RPI 51-100

W-L RECORDS

RPI 101-200

RPI 201+

26- 2

4- 1

2- 2

OVERALL

8- 0

13- 0

15- 0

1- 0

0- 0

HOME

6- 0

8- 0

10- 1

1- 0

2- 1

AWAY

2- 0

5- 0

2- 2

2- 1

0- 1

NEUTRAL

0- 0

0- 0

10- 1

2- 1

0- 1

NON-CONFERENCE

0- 0

9- 0

7- 0

0- 0

0- 0

HOME

0- 0

7- 0

2- 1

0- 0

0- 1

AWAY

0- 0

2- 0

2- 1

2- 1

0- 0

NEUTRAL

0- 0

0- 0

16- 1

2- 0

2- 1

CONFERENCE

8- 0

4- 0

8- 0

1- 0

0- 0

HOME

6- 0

1- 0

8- 0

1- 0

2- 0

AWAY

2- 0

3- 0

0- 1

0- 0

0- 1

NEUTRAL

0- 0

0- 0

RPI 1-50

Team's RPI: 37

RPI S Opponent Score

1 N Duke 61 74

28 N UNC Wilmington 88 85

43 A St. Joseph's 64 62

43 H St. Joseph's 82 70

49 N Maryland 78 70

RPI 51-100

RPI S Opponent Score

51 A North Carolina St. 58 79

74 A Temple 72 60

74 N Temple 53 68

80 A Xavier 89 85

RPI 101-200

RPI S Opponent Score

101 H St. Louis 69 64

103 H La Salle 77 65

104 A Charlotte 83 69

104 H Charlotte 86 85

126 H Massachusetts 69 66

134 A Fordham 78 67

152 H Rhode Island 81 62

183 H Dayton 81 67

RPI 201+

RPI S Opponent Score

205 A Richmond 64 51

205 H Richmond 80 55

209 H Boston U. 75 62

231 A Marshall 79 73

249 H Kennesaw St. 87 42

251 H Norfolk St. 80 69

277 H Florida Int'l 70 45

290 A St. Bonaventure 89 78

308 A Duquesne 94 78

310 H Stony Brook 88 60

319 H Md. -East. Shore 98 72

323 H St. Francis (Pa.) 85 68

329 A Morgan St. 102 75

LAST 10 Division I GAMES:

1 N Duke 61 74

28 N UNC Wilmington 88 85

74 N Temple 53 68

104 H Charlotte 86 85

290 A St. Bonaventure 89 78

134 A Fordham 78 67

103 H La Salle 77 65

205 A Richmond 64 51

126 H Massachusetts 69 66

43 A St. Joseph's 64 62

George Washington

George Washington

Non-Div I Games:

George Washington

Loss, Non-Conf, S Site, H Home A Away N Neutral

Average RPI Win: 132				WON-LOST RECORD		WINNING PCT. RANK		LAST 10 GAMES		STRENGTH OF SCHEDULE		OPP. STRENGTH OF SCHEDULE		TEAM RPI		CONF. RPI			
Average RPI Loss: 47																			
DIV. I ONLY				21- 9		47		6- 4		77		11		36		2			
DIV. I NON-CONF.				9- 2		31		2- 1		219		136		74		2			
TOTALS				RPI 1-50		RPI 51-100		W-L RECORDS		RPI 101-200		RPI 201+							
21- 9				7- 8		5- 1		OVERALL		4- 0		7- 1							
11- 2				4- 1		1- 1		HOME		2- 0		4- 0							
7- 6				0- 5		3- 0		AWAY		2- 0		2- 1							
5- 2				3- 2		1- 0		NEUTRAL		0- 0		1- 0							
9- 2				3- 2		1- 1		NON-CONFERENCE		1- 0		6- 0							
4- 1				1- 0		0- 1		HOME		0- 0		3- 0							
4- 1				0- 1		1- 0		AWAY		1- 0		2- 0							
3- 1				2- 1		0- 0		NEUTRAL		0- 0		1- 0							
12- 7				4- 6		4- 0		CONFERENCE		3- 0		1- 1							
7- 1				3- 1		1- 0		HOME		2- 0		1- 0							
3- 5				0- 4		2- 0		AWAY		1- 0		0- 1							
2- 1				1- 1		1- 0		NEUTRAL		0- 0		0- 0							
RPI 1-50				Team's RPI: 36		RPI 51-100				RPI 101-200				RPI 201+					
RPI	S	Opponent	Score		RPI	S	Opponent	Score		RPI	S	Opponent	Score		RPI	S	Opponent	Score	
1	H	Duke	87	84	72	H	Vanderbil t	61	68	108	H	Provi dence	72	62	228	H	Fai rfi el d	76	51
2	A	Vi llanova	65	75	75	H	Rutgers	66	50	137	A	St. John' s (N. Y.)	79	65	236	A	South Fla.	56	63
3	A	Connecti cut	67	74	76	A	UTEP	76	64	137	H	St. John' s (N. Y.)	64	41	236	H	South Fla.	50	47
5	N	Ohi o St.	70	52	91	A	DePaul	64	44	147	A	Oregon	71	57	267	H	Stetson	70	50
11	H	Pittsburgh	61	58	95	A	Notre Dame	85	82						286	N	Col gate	61	45
14	A	Illinoi s	48	58	95	N	Notre Dame	67	63						298	A	Navy	72	49
15	N	Flori da	53	57											299	A	James Madi son	73	66
17	H	Syracuse	68	53											333	H	Savannah St.	78	49
17	N	Syracuse	57	58															
25	N	UNI	54	49															
31	A	Marquette	51	57															
31	N	Marquette	62	59															
38	A	West Vi rgi ni a	61	68															
38	H	West Vi rgi ni a	56	69															
40	H	Ci nci nnati	76	57															
								LAST 10 Di v				si on I GAMES:							
								15 N Fl ori da				53				57			
								5 N Ohi o St.				70				52			
								25 N UNI				54				49			
								17 N Syracuse				57				58			
								31 N Marquette				62				59			
								95 N Notre Dame				67				63			
								236 A South Fla.				56				63			
								17 H Syracuse				68				53			
								75 H Rutgers				66				50			
								2 A Vi llanova				65				75			

Georgetown

Georgetown

Non-Div I Games:

Georgetown

Loss, Non-Conf, S Site, H Home A Away N Neutral

Average RPI Win: 163
Average RPI Loss: 53

WON-LOST
RECORD

WINNING
PCT. RANK

LAST 10
GAMES

STRENGTH OF
SCHEDULE

OPP. STRENGTH
OF SCHEDULE

TEAM
RPI

CONF.
RPI

DIV. I ONLY 15- 15
DIV. I NON-CONF. 10- 3

161 3- 7
54 0- 0

56 215

50 216

109 91

4 3

TOTALS

RPI 1-50

RPI 51-100

W-L RECORDS

RPI 101-200

RPI 201+

15- 15 0- 10

6- 2

OVERALL

4- 3

5- 0

9- 5 0- 4

3- 1

HOME

2- 0

4- 0

3- 7 0- 5

3- 0

AWAY

0- 2

0- 0

3- 3 0- 1

0- 1

NEUTRAL

2- 1

1- 0

10- 3 0- 1

2- 1

NON-CONFERENCE

3- 1

5- 0

6- 0 0- 0

1- 0

HOME

1- 0

4- 0

1- 1 0- 1

1- 0

AWAY

0- 0

0- 0

3- 2 0- 0

0- 1

NEUTRAL

2- 1

1- 0

5- 12 0- 9

4- 1

CONFERENCE

1- 2

0- 0

3- 5 0- 4

2- 1

HOME

1- 0

0- 0

2- 6 0- 4

2- 0

AWAY

0- 2

0- 0

0- 1 0- 1

0- 0

NEUTRAL

0- 0

0- 0

RPI 1-50

RPI 51-100

RPI 101-200

Team's RPI: 109

RPI 201+

RPI	S	Opponent	Score
6	A	Tennessee	76 89
6	H	Tennessee	78 83
13	A	LSU	52 81
15	A	Florida	66 77
15	H	Florida	72 90
19	A	Nevada	62 68
41	A	Kentucky	61 68
41	H	Kentucky	55 69
45	H	Arkansas	57 74
45	N	Arkansas	67 80

RPI	S	Opponent	Score
55	A	Western Ky.	69 65
57	H	Alabama	88 79
62	A	South Carolina	64 61
62	H	South Carolina	48 47
69	N	Old Dominion	65 74
72	A	Vanderbilt	74 73
72	H	Vanderbilt	55 72
77	H	Clemson	72 69

RPI	S	Opponent	Score
113	A	Mississippi St.	68 83
116	A	Auburn	65 66
134	N	Fordham	79 68
156	H	Mississippi	72 65
160	H	Georgia Tech	91 75
174	N	Oregon St.	60 64
194	N	Eastern Ky.	76 68

RPI	S	Opponent	Score
244	N	Georgia St.	72 61
253	H	Florida A&M	95 74
265	H	Western Caro.	89 65
326	H	Howard	78 72
333	H	Savannah St.	84 48

LAST 10 Division I GAMES:

45	N	Arkansas	67 80	72	H	Vanderbilt	55 72
45	H	Arkansas	57 74	41	A	Kentucky	61 68
15	A	Florida	66 77	6	H	Tennessee	78 83
113	A	Mississippi St.	68 83	72	A	Vanderbilt	74 73
62	H	South Carolina	48 47	57	H	Alabama	88 79

Non-Div I Games:

Georgia

Loss, Non-Conf, S Site, H Home A Away N Neutral

Average RPI Win: 253
 Average RPI Loss: 97

WON-LOST
 RECORD

WINNING
 PCT. RANK

LAST 10
 GAMES

STRENGTH OF
 SCHEDULE

OPP. STRENGTH
 OF SCHEDULE

TEAM
 RPI

CONF.
 RPI

DIV. I ONLY	7- 22	299	2- 8	104	114	244	10
DIV. I NON-CONF.	3- 6	229	0- 1	223	75	248	12

TOTALS	RPI 1-50	RPI 51-100	W-L RECORDS	RPI 101-200	RPI 201+
7- 22	0- 7	0- 7	OVERALL	1- 5	6- 3
3- 9	0- 4	0- 3	HOME	1- 1	2- 1
3- 11	0- 2	0- 4	AWAY	0- 3	3- 2
1- 2	0- 1	0- 0	NEUTRAL	0- 1	1- 0
3- 6	0- 1	0- 1	NON-CONFERENCE	1- 4	2- 0
1- 2	0- 1	0- 0	HOME	1- 1	0- 0
2- 3	0- 0	0- 1	AWAY	0- 2	2- 0
0- 1	0- 0	0- 0	NEUTRAL	0- 1	0- 0
4- 16	0- 6	0- 6	CONFERENCE	0- 1	4- 3
2- 7	0- 3	0- 3	HOME	0- 0	2- 1
1- 8	0- 2	0- 3	AWAY	0- 1	1- 2
1- 1	0- 1	0- 0	NEUTRAL	0- 0	1- 0

RPI S	RPI 1-50	Opponent	Score
26	H	George Mason	51 81
26	N	George Mason	56 61
28	A	UNC Wi l m i n g t o n	56 68
28	H	UNC Wi l m i n g t o n	57 69
30	A	Hofstra	53 69
30	H	Hofstra	70 76
41	H	Kentucky	46 73

RPI S	RPI 51-100	Opponent	Score
57	A	Al abama	58 85
69	A	Ol d Domi ni on	56 75
69	H	Ol d Domi ni on	62 77
81	A	Va. Commonweal th	54 67
81	H	Va. Commonweal th	68 79
90	A	Northeastern	63 89
90	H	Northeastern	54 68

RPI S	RPI 101-200	Opponent	Score
104	H	Char lotte	68 73
109	N	Georgi a	61 72
129	A	Drexel	57 73
140	A	La. -Lafayette	70 76
140	H	La. -Lafayette	76 61
188	A	Col. of Charleston	75 83

RPI S	RPI 201+	Team's RPI: 244	Score
221	A	Towson	62 66
221	H	Towson	69 70
221	N	Towson	72 64
237	H	Del aware	99 72
266	A	William & Mary	73 90
266	H	William & Mary	79 70
272	A	Al abama St.	66 49
299	A	James Madi son	77 53
333	A	Savannah St.	80 59

LAST 10 Div sion I GAMES:

26	N	George Mason	56 61	69	A	Ol d Domi ni on	56 75
221	N	Towson	72 64	28	H	UNC Wi l m i n g t o n	57 69
28	A	UNC Wi l m i n g t o n	56 68	30	H	Hofstra	70 76
221	H	Towson	69 70	266	A	William & Mary	73 90
188	A	Col. of Charleston	75 83	299	A	James Madi son	77 53

Average RPI Win: 169

Average RPI Loss: 63

WON-LOST
RECORDWINNING
PCT. RANKLAST 10
GAMESSTRENGTH OF
SCHEDULEOPP. STRENGTH
OF SCHEDULETEAM
RPICONF.
RPI

DIV. I ONLY

11- 17

240

2- 8

59

38

160

3

DIV. I NON-CONF.

7- 4

95

0- 0

247

166

141

4

TOTALS

RPI 1-50

RPI 51-100

W-L RECORDS

RPI 101-200

RPI 201+

11- 17

1- 8

4- 6

OVERALL

1- 3

5- 0

10- 5

1- 2

4- 2

HOME

1- 1

4- 0

1- 11

0- 5

0- 4

AWAY

0- 2

1- 0

0- 1

0- 1

0- 0

NEUTRAL

0- 0

0- 0

7- 4

0- 2

1- 0

NON-CONFERENCE

1- 2

5- 0

6- 1

0- 0

1- 0

HOME

1- 1

4- 0

1- 3

0- 2

0- 0

AWAY

0- 1

1- 0

0- 0

0- 0

0- 0

NEUTRAL

0- 0

0- 0

4- 13

1- 6

3- 6

CONFERENCE

0- 1

0- 0

4- 4

1- 2

3- 2

HOME

0- 0

0- 0

0- 8

0- 3

0- 4

AWAY

0- 1

0- 0

0- 1

0- 1

0- 0

NEUTRAL

0- 0

0- 0

RPI 1-50

RPI 51-100

RPI 101-200

Team's RPI: 160

RPI 201+

RPI	S	Opponent	Score
1	H	Duke	66 73
12	A	North Carolina	75 82
18	A	Michigan St.	86 88
22	A	Boston College	64 66
22	H	Boston College	60 58
49	A	Maryl and	84 87
49	H	Maryl and	74 86
49	N	Maryl and	64 82
50	A	Air Force	46 54

RPI	S	Opponent	Score
51	A	North Carolina St.	78 87
51	H	North Carolina St.	71 68
63	A	Florida St.	79 80
72	H	Vanderbilt	76 67
77	A	Clemson	82 95
77	H	Clemson	63 73
78	H	Miami (Fla.)	53 70
79	H	Virginia	63 54
85	A	Wake Forest	71 86
85	H	Wake Forest	76 61

RPI	S	Opponent	Score
109	A	Georgia	75 91
133	H	Ill. -Chicago	51 73
146	A	Virginia Tech	62 63
172	H	Elon	81 69

RPI	S	Opponent	Score
208	H	Tennessee St.	82 72
239	H	UNC Asheville	80 52
275	H	Bethune-Cookman	73 46
325	A	Centenary (La.)	85 69
331	H	Jacksonville	92 67

LAST 10 Division I GAMES:

49	N	Maryl and	64	82	12	A	North Carolina	75	82
77	A	Clemson	82	95	51	H	North Carolina St.	71	68
85	H	Wake Forest	76	61	63	A	Florida St.	79	80
1	H	Duke	66	73	78	H	Miami (Fla.)	53	70
49	A	Maryl and	84	87	146	A	Virginia Tech	62	63

Non-Div I Games:

Georgia Tech

■ Loss,
 ■ Non-Conf,
 ■ S Site,
 ■ H Home
 ■ A Away
 N Neutral

Average RPI Win: 145
Average RPI Loss: 13

WON-LOST
RECORD

WINNING
PCT. RANK

LAST 10
GAMES

STRENGTH OF
SCHEDULE

OPP. STRENGTH
OF SCHEDULE

TEAM
RPI

CONF.
RPI

DIV. I ONLY

27- 3

4

9- 1

105

73

9

12

DIV. I NON-CONF.

11- 3

45

2- 1

33

4

11

11

TOTALS

RPI 1-50

RPI 51-100

W-L RECORDS

RPI 101-200

RPI 201+

27- 3

4- 4

4- 0

OVERALL

16- 0

5- 0

16- 0

1- 0

2- 0

HOME

10- 0

3- 0

8- 2

0- 2

0- 0

AWAY

6- 0

2- 0

5- 2

3- 2

2- 0

NEUTRAL

0- 0

0- 0

11- 3

4- 4

4- 0

NON-CONFERENCE

4- 0

1- 0

7- 0

1- 0

2- 0

HOME

3- 0

1- 0

1- 2

0- 2

0- 0

AWAY

1- 0

0- 0

5- 2

3- 2

2- 0

NEUTRAL

0- 0

0- 0

16- 0

0- 0

0- 0

CONFERENCE

12- 0

4- 0

9- 0

0- 0

0- 0

HOME

7- 0

2- 0

7- 0

0- 0

0- 0

AWAY

5- 0

2- 0

0- 0

0- 0

0- 0

NEUTRAL

0- 0

0- 0

RPI	S	Opponent	Score
3	N	Connecticut	63 65
4	A	Memphis	72 83
10	N	UCLA	71 73
18	N	Michigan St.	109 106
34	N	Indiana	90 80
35	A	Washington	95 99
43	H	St. Joseph's	102 94
49	N	Maryland	88 76

RPI	S	Opponent	Score
79	H	Virginia	80 69
80	N	Xavier	79 75
86	H	Stanford	80 76
89	N	Oklahoma St.	64 62

RPI	S	Opponent	Score
101	A	St. Louis	60 57
122	A	St. Mary's (Cal.)	68 60
122	H	St. Mary's (Cal.)	62 61
141	A	San Diego	64 63
141	H	San Diego	75 59
141	H	San Diego	96 92
142	H	Eastern Wash.	75 65
149	A	Loyola Marymount	79 70
149	H	Loyola Marymount	92 80
149	H	Loyola Marymount	68 67
166	H	Washington St.	67 53
184	A	Santa Clara	81 68
184	H	Santa Clara	85 71
185	A	San Francisco	84 75
185	H	San Francisco	75 72
196	H	Portland St.	89 80

RPI	S	Opponent	Score
238	A	Portland	97 83
238	H	Portland	81 64
248	A	Pepperdine	81 71
248	H	Pepperdine	102 73
301	H	Idaho	69 60

LAST 10 Division I GAMES:

10	N	UCLA	71 73
34	N	Indiana	90 80
80	N	Xavier	79 75
149	H	Loyola Marymount	68 67
141	H	San Diego	96 92

185	H	San Francisco	75 72
141	H	San Diego	75 59
248	A	Pepperdine	81 71
149	A	Loyola Marymount	79 70
238	A	Portland	97 83

Non-Div I Games:

Gonzaga

Loss, Non-Conf, S Site, H Home A Away N Neutral

Average RPI Win: 276

Average RPI Loss: 230

WON-LOST
RECORDWINNING
PCT. RANKLAST 10
GAMESSTRENGTH OF
SCHEDULEOPP. STRENGTH
OF SCHEDULETEAM
RPICONF.
RPI

DIV. I ONLY

12- 13

175

4- 6

331

319

282

31

DIV. I NON-CONF.

0- 5

323

0- 0

300

9

329

31

TOTALS

RPI 1-50

RPI 51-100

W-L RECORDS

RPI 101-200

RPI 201+

12- 13

0- 1

0- 1

OVERALL

1- 2

11- 9

5- 4

0- 0

0- 0

HOME

1- 0

4- 4

6- 8

0- 1

0- 1

AWAY

0- 2

6- 4

1- 1

0- 0

0- 0

NEUTRAL

0- 0

1- 1

0- 5

0- 1

0- 1

NON-CONFERENCE

0- 1

0- 2

0- 0

0- 0

0- 0

HOME

0- 0

0- 0

0- 5

0- 1

0- 1

AWAY

0- 1

0- 2

0- 0

0- 0

0- 0

NEUTRAL

0- 0

0- 0

12- 8

0- 0

0- 0

CONFERENCE

1- 1

11- 7

5- 4

0- 0

0- 0

HOME

1- 0

4- 4

6- 3

0- 0

0- 0

AWAY

0- 1

6- 2

1- 1

0- 0

0- 0

NEUTRAL

0- 0

1- 1

RPI 1-50

RPI 51-100

RPI 101-200

RPI 201+

Team's RPI: 282

RPI	S	Opponent	Score
44	A	Texas A&M	71 101

RPI	S	Opponent	Score
83	A	Minnesota	64 88

RPI	S	Opponent	Score
132	A	Southern U.	57 72
132	H	Southern U.	80 75
183	A	Dayton	55 59

RPI	S	Opponent	Score
232	A	Illinois St.	50 62
247	A	Jackson St.	77 73
247	H	Jackson St.	87 81
258	A	Alabama A&M	57 58
258	H	Alabama A&M	84 92
272	A	Alabama St.	69 67
272	H	Alabama St.	62 59
287	A	TCU	64 79
292	A	Ark. - Pine Bluff	66 64
292	H	Ark. - Pine Bluff	68 78
292	N	Ark. - Pine Bluff	49 61
297	A	Mississippi Val.	64 59
297	H	Mississippi Val.	53 62
297	N	Mississippi Val.	50 49
302	A	Alcorn St.	65 62
302	H	Alcorn St.	71 75
307	A	Texas Southern	80 68
307	H	Texas Southern	78 76
334	A	Prairie View	68 72
334	H	Prairie View	74 67

LAST 10 Division I GAMES:

292	N	Ark. - Pine Bluff	49 61	292	H	Ark. - Pine Bluff	68 78
297	N	Mississippi Val.	50 49	247	H	Jackson St.	87 81
258	A	Alabama A&M	57 58	334	A	Prairie View	68 72
272	A	Alabama St.	69 67	307	A	Texas Southern	80 68
297	H	Mississippi Val.	53 62	302	H	Alcorn St.	71 75

Grambling

Grambling

Non-Div I Games: Belhaven

77 46

Texas Col.

88 70

Grambling

Loss, Non-Conf, S Site, H Home A Away N Neutral

Average RPI Win: 281
Average RPI Loss: 204

WON-LOST
RECORD

WINNING
PCT. RANK

LAST 10
GAMES

STRENGTH OF
SCHEDULE

OPP. STRENGTH
OF SCHEDULE

TEAM
RPI

CONF.
RPI

DIV. I ONLY	16- 15	157	5- 5	330	331	284	30
DIV. I NON-CONF.	2- 7	278	0- 2	298	306	313	29

TOTALS	RPI 1-50	RPI 51-100	W-L RECORDS	RPI 101-200	RPI 201+
16- 15	0- 1	0- 1	OVERALL	2- 4	14- 10
7- 7	0- 0	0- 1	HOME	1- 1	6- 5
5- 8	0- 1	0- 0	AWAY	0- 2	5- 5
4- 1	0- 0	0- 0	NEUTRAL	1- 1	3- 0
2- 7	0- 1	0- 1	NON-CONFERENCE	1- 2	1- 4
2- 3	0- 0	0- 1	HOME	1- 0	1- 2
0- 4	0- 1	0- 0	AWAY	0- 1	0- 2
0- 1	0- 0	0- 0	NEUTRAL	0- 1	0- 0
14- 8	0- 0	0- 0	CONFERENCE	1- 2	13- 6
5- 4	0- 0	0- 0	HOME	0- 1	5- 3
5- 4	0- 0	0- 0	AWAY	0- 1	5- 3
4- 0	0- 0	0- 0	NEUTRAL	1- 0	3- 0

RPI S Opponent Score
26 A George Mason 66 79

RPI S Opponent Score
81 H Va. Commonweal th 44 84

RPI S Opponent Score
123 A Delaware St. 77 88
123 H Delaware St. 58 61
123 N Delaware St. 60 56
144 N Monmouth 49 71
193 H Radford 73 69
197 A Yale 52 71

RPI S Opponent Score Team's RPI: 284
205 A Richmond 40 44
215 A Coppin St. 65 72
215 H Coppin St. 72 79
222 A South Carolina St. 69 64
222 H South Carolina St. 69 57
251 A Norfolk St. 51 52
251 H Norfolk St. 43 57
251 N Norfolk St. 73 56
253 H Florida A&M 65 73
266 H William & Mary 60 70
275 A Bethune-Cookman 78 62
275 N Bethune-Cookman 57 55
280 A UNC Greensboro 72 75
314 H Longwood 66 69
319 A Md.-East. Shore 87 75
319 H Md.-East. Shore 73 64
324 A N. C. A&T 60 65
324 H N. C. A&T 77 65
326 A Howard 75 63
326 H Howard 65 48
329 A Morgan St. 80 47
329 H Morgan St. 81 48
329 N Morgan St. 63 51
333 H Savannah St. 100 57

LAST 10 Division I GAMES:
144 N Monmouth 49 71
123 N Delaware St. 60 56
251 N Norfolk St. 73 56
275 N Bethune-Cookman 57 55
329 N Morgan St. 63 51
253 H Florida A&M 65 73
324 A N. C. A&T 60 65
222 A South Carolina St. 69 64
314 H Longwood 66 69
123 A Delaware St. 77 88

Hampton

Hampton

Non-Div I Games:

Hampton

Loss, Non-Conf, S Site, H Home A Away N Neutral

Average RPI Win: 257

Average RPI Loss: 202

WON-LOST
RECORDWINNING
PCT. RANKLAST 10
GAMESSTRENGTH OF
SCHEDULEOPP. STRENGTH
OF SCHEDULETEAM
RPICONF.
RPI

DIV. I ONLY

12- 15

196

6- 4

312

278

270

28

DIV. I NON-CONF.

3- 7

251

0- 1

297

287

299

25

TOTALS

RPI 1-50

RPI 51-100

W-L RECORDS

RPI 101-200

RPI 201+

12- 15

0- 0

0- 1

OVERALL

2- 5

10- 9

6- 6

0- 0

0- 0

HOME

1- 3

5- 3

6- 8

0- 0

0- 1

AWAY

1- 2

5- 5

0- 1

0- 0

0- 0

NEUTRAL

0- 0

0- 1

3- 7

0- 0

0- 1

NON-CONFERENCE

1- 2

2- 4

2- 2

0- 0

0- 0

HOME

1- 1

1- 1

1- 5

0- 0

0- 1

AWAY

0- 1

1- 3

0- 0

0- 0

0- 0

NEUTRAL

0- 0

0- 0

9- 8

0- 0

0- 0

CONFERENCE

1- 3

8- 5

4- 4

0- 0

0- 0

HOME

0- 2

4- 2

5- 3

0- 0

0- 0

AWAY

1- 1

4- 2

0- 1

0- 0

0- 0

NEUTRAL

0- 0

0- 1

RPI 1-50

RPI S

Opponent

Score

RPI 51-100

RPI S

Opponent

Score

RPI 101-200

RPI S

Opponent

Score

RPI 201+

RPI S

Opponent

Team's RPI: 270
Score

79 A Virginia 62 71

119 A Albany (N.Y.) 62 75

207 H Cornell I 73 71

119 H Albany (N.Y.) 63 65

209 A Boston U. 40 54

126 A Massachusetts 62 67

209 H Boston U. 71 84

144 H Monmouth 54 56

211 A Vermont 75 66

187 A Binghamton 52 46

211 H Vermont 63 65

187 H Binghamton 55 57

250 A New Hampshire 69 77

197 H Yale 76 60

250 H New Hampshire 69 56

250 N New Hampshire 62 66

255 A Canisius 85 78

271 A St. Francis (N.Y.) 45 55

273 H Brown 60 70

274 A Long Island 80 85

281 A Maine 69 62

281 H Maine 76 72

295 A UMBC 74 73

295 H UMBC 75 69

310 A Stony Brook 76 65

310 H Stony Brook 71 68

314 A Longwood 90 93

LAST 10 Division I GAMES:

250 N New Hampshire 62 66

250 H New Hampshire 69 56

209 H Boston U. 71 84

119 H Albany (N.Y.) 63 65

310 A Stony Brook 76 65

211 A Vermont 75 66

187 A Binghamton 52 46

281 A Maine 69 62

295 H UMBC 75 69

314 A Longwood 90 93

Hartford

Hartford

Non-Div I Games: Molloy

81 71

Hartford

Loss, Non-Conf, S Site, H Home A Away N Neutral

Average RPI Win:	252	WON-LOST	WINNING	LAST 10	STRENGTH OF	OPP. STRENGTH	TEAM	CONF.
Average RPI Loss:	178	RECORD	PCT. RANK	GAMES	SCHEDULE	OF SCHEDULE	RPI	RPI

DIV. I ONLY	13- 14	171	2- 8	244	297	214	25
DIV. I NON-CONF.	8- 5	110	0- 0	165	316	132	23

TOTALS	RPI 1-50	RPI 51-100	W-L RECORDS	RPI 101-200	RPI 201+
13- 14	0- 1	0- 2	OVERALL	2- 6	11- 5
7- 6	0- 0	0- 1	HOME	0- 3	7- 2
6- 8	0- 1	0- 1	AWAY	2- 3	4- 3
0- 0	0- 0	0- 0	NEUTRAL	0- 0	0- 0
8- 5	0- 1	0- 0	NON-CONFERENCE	2- 2	6- 2
5- 1	0- 0	0- 0	HOME	0- 1	5- 0
3- 4	0- 1	0- 0	AWAY	2- 1	1- 2
0- 0	0- 0	0- 0	NEUTRAL	0- 0	0- 0
5- 9	0- 0	0- 2	CONFERENCE	0- 4	5- 3
2- 5	0- 0	0- 1	HOME	0- 2	2- 2
3- 4	0- 0	0- 1	AWAY	0- 2	3- 1
0- 0	0- 0	0- 0	NEUTRAL	0- 0	0- 0

RPI 1-50				RPI 51-100				RPI 101-200				RPI 201+				Team's RPI: 214	
RPI	S	Opponent	Score	RPI	S	Opponent	Score	RPI	S	Opponent	Score	RPI	S	Opponent	Score		
22	A	Boston College	55 89	98	A	Penn	71 74	111	A	Holy Cross	70 55	207	A	Cornell	77 79		
				98	H	Penn	68 81	119	A	Albany (N. Y.)	61 48	207	H	Cornell	44 71		
								150	A	Lehigh	56 67	209	A	Boston U.	63 72		
								165	H	Central Conn. St.	79 87	211	H	Vermont	65 57		
								197	A	Yale	74 82	250	H	New Hampshire	71 50		
								197	H	Yale	66 77	262	A	Sacred Heart	75 72		
								199	A	Princeton	48 75	268	A	Southern Methodist	55 76		
								199	H	Princeton	59 60	273	A	Brown	75 58		
												273	H	Brown	66 79		
												274	H	Long Island	91 79		
												286	H	Colgate	68 59		
												289	A	Columbia	69 59		
												289	H	Columbia	69 64		
												295	H	UC Davis	69 56		
												311	A	Dartmouth	65 53		
												311	H	Dartmouth	78 65		
LAST 10 Division I GAMES:																	
289	H	Columbia	69 64	273	H	Brown	66 79										
207	H	Cornell	44 71	98	H	Penn	68 81										
199	A	Princeton	48 75	199	H	Princeton	59 60										
98	A	Penn	71 74	207	A	Cornell	77 79										
197	H	Yale	66 77	289	A	Columbia	69 59										

Non-Div I Games:

Harvard

Loss, Non-Conf, S Site, H Home A Away N Neutral

Harvard

Harvard

Average RPI Win: 159
Average RPI Loss: 83

WON-LOST
RECORD

WINNING
PCT. RANK

LAST 10
GAMES

STRENGTH OF
SCHEDULE

OPP. STRENGTH
OF SCHEDULE

TEAM
RPI

CONF.
RPI

DIV. I ONLY
DIV. I NON-CONF.

17- 11
7- 4

97
95

7- 3
1- 0

106
72

85
51

100
72

9
7

TOTALS

RPI 1-50

RPI 51-100

W-L RECORDS

RPI 101-200

RPI 201+

17- 11

3- 2

3- 7

OVERALL

6- 2

5- 0

14- 3

3- 0

3- 2

HOME

5- 1

3- 0

3- 7

0- 2

0- 4

AWAY

1- 1

2- 0

0- 1

0- 0

0- 1

NEUTRAL

0- 0

0- 0

7- 4

1- 0

2- 3

NON-CONFERENCE

3- 1

1- 0

7- 2

1- 0

2- 1

HOME

3- 1

1- 0

0- 2

0- 0

0- 2

AWAY

0- 0

0- 0

0- 0

0- 0

0- 0

NEUTRAL

0- 0

0- 0

10- 7

2- 2

1- 4

CONFERENCE

3- 1

4- 0

7- 1

2- 0

1- 1

HOME

2- 0

2- 0

3- 5

0- 2

0- 2

AWAY

1- 1

2- 0

0- 1

0- 0

0- 1

NEUTRAL

0- 0

0- 0

RPI 1-50

RPI 51-100

Team's RPI: 100

RPI 101-200

RPI 201+

RPI S Opponent Score
18 H Mi chi gan St. 84 62
19 A Nevada 55 73
19 H Nevada 73 69
46 A Utah St. 52 63
46 H Utah St. 69 59

RPI S Opponent Score
53 A Wi s. -Mi l waukee 52 58
60 H Northwestern St. 80 76
68 A Loui si ana Tech 62 65
68 H Loui si ana Tech 48 51
92 A UNLV 61 67
92 H UNLV 78 72
97 A New Mexi co St. 84 87
97 H New Mexi co St. 61 56
97 N New Mexi co St. 57 58
98 H Penn 55 58

RPI S Opponent Score
101 H St. Loui s 82 64
124 A Fresno St. 67 73
124 H Fresno St. 73 65
149 H Loyol a Marymount 66 63
151 H Col orado St. 61 67
177 A Boi se St. 73 64
177 H Boi se St. 72 61
184 H Santa Cl ara 67 57

RPI S Opponent Score
269 A San Jose St. 61 60
269 H San Jose St. 83 68
301 A Id aho 70 66
301 H Id aho 81 61
324 H N. C. A&T 66 60

LAST 10 Divi sion I GAMES:

97 N New Mexi co St. 57 58
68 H Loui si ana Tech 48 51
97 H New Mexi co St. 61 56
269 A San Jose St. 61 60
301 A Id aho 70 66
184 H Santa Cl ara 67 57
124 A Fresno St. 67 73
177 A Boi se St. 73 64
269 H San Jose St. 83 68
301 H Id aho 81 61

Hawai i

Hawai i

Non-Di v I Games:

Hawai i

Loss, Non-Conf, S Site, H Home A Away N Neutral

Average RPI Win: 248				WON-LOST RECORD		WINNING PCT. RANK		LAST 10 GAMES		STRENGTH OF SCHEDULE		OPP. STRENGTH OF SCHEDULE		TEAM RPI		CONF. RPI			
DIV. I ONLY				14- 13		147		4- 6		219		281		164		19			
DIV. I NON-CONF.				5- 4		133		0- 1		198		309		157		24			
TOTALS				RPI 1-50		RPI 51-100		W-L RECORDS		RPI 101-200		RPI 201+							
14- 13				0- 1		0- 3		OVERALL		4- 7		10- 2							
7- 2				0- 0		0- 1		HOME		2- 1		5- 0							
6- 10				0- 1		0- 2		AWAY		2- 5		4- 2							
1- 1				0- 0		0- 0		NEUTRAL		0- 1		1- 0							
5- 4				0- 1		0- 0		NON-CONFERENCE		1- 3		4- 0							
1- 0				0- 0		0- 0		HOME		0- 0		1- 0							
3- 3				0- 1		0- 0		AWAY		1- 2		2- 0							
1- 1				0- 0		0- 0		NEUTRAL		0- 1		1- 0							
9- 9				0- 0		0- 3		CONFERENCE		3- 4		6- 2							
6- 2				0- 0		0- 1		HOME		2- 1		4- 0							
3- 7				0- 0		0- 2		AWAY		1- 3		2- 2							
0- 0				0- 0		0- 0		NEUTRAL		0- 0		0- 0							
RPI 1-50				RPI 51-100		RPI 101-200		Team's RPI: 164		RPI 201+									
RPI	S	Opponent	Score	RPI	S	Opponent	Score	RPI	S	Opponent	Score	RPI	S	Opponent	Score				
41	A	Kentucky	55 75	73	A	Winthrop	78 94	111	N	Holy Cross	73 85	226	A	Charleston So.	66 86				
				73	A	Winthrop	65 77	121	A	Coastal Caro.	60 78	226	H	Charleston So.	78 67				
				73	H	Winthrop	67 70	121	H	Coastal Caro.	82 62	239	A	UNC Asheville	64 45				
								161	A	Birmingham-So.	69 73	239	H	UNC Asheville	88 67				
								161	H	Birmingham-So.	58 74	265	H	Western Caro.	73 66				
								162	A	Utah	44 80	279	A	Utah Valley St.	82 69				
								171	A	Loyola (Md.)	71 77	281	N	Maine	70 67				
								172	A	Elon	73 71	314	A	Longwood	88 72				
								193	A	Radford	76 96	316	A	Liberty	80 83				
								193	A	Radford	87 84	316	H	Liberty	78 49				
								193	H	Radford	76 62	318	A	VMI	100 90				
												318	H	VMI	73 72				

Average RPI Win: 164
Average RPI Loss: 87

WON-LOST
RECORD

WINNING
PCT. RANK

LAST 10
GAMES

STRENGTH OF
SCHEDULE

OPP. STRENGTH
OF SCHEDULE

TEAM
RPI

CONF.
RPI

DIV. I ONLY	24- 6	14	8- 2	133	116	30	10
DIV. I NON-CONF.	8- 1	18	3- 0	285	184	81	12

TOTALS	RPI 1-50	RPI 51-100	W-L RECORDS	RPI 101-200	RPI 201+
24- 6	4- 2	5- 4	OVERALL	6- 0	11- 1
13- 0	2- 0	3- 1	HOME	3- 0	6- 0
9- 5	1- 1	2- 3	AWAY	3- 0	4- 1
2- 1	1- 1	0- 0	NEUTRAL	0- 0	1- 0
8- 1	1- 0	1- 1	NON-CONFERENCE	4- 0	4- 0
5- 0	0- 0	1- 0	HOME	2- 0	2- 0
4- 1	1- 0	0- 1	AWAY	2- 0	1- 0
1- 0	0- 0	0- 0	NEUTRAL	0- 0	1- 0
16- 6	3- 2	4- 3	CONFERENCE	2- 0	7- 1
9- 1	2- 0	2- 1	HOME	1- 0	4- 0
6- 4	0- 1	2- 2	AWAY	1- 0	3- 1
1- 1	1- 1	0- 0	NEUTRAL	0- 0	0- 0

RPI S	Opponent	Score
26	H George Mason	77 66
26	N George Mason	58 49
28	A UNC Wi l m i n g t o n	68 77
28	H UNC Wi l m i n g t o n	92 87
28	N UNC Wi l m i n g t o n	67 78
43	A St. Joseph' s	77 75

RPI S	Opponent	Score
69	A Ol d Domi ni on	76 68
69	H Ol d Domi ni on	65 63
69	H Ol d Domi ni on	51 61
81	A Va. Commonweal th	64 87
81	A Va. Commonweal th	72 66
90	A Northeastern	73 89
90	H Northeastern	89 78
95	A Notre Dame	50 69
96	H Nebraska	73 62

RPI S	Opponent	Score
103	A La Salle	71 70
125	H Si ena	76 62
129	A Drexel	76 75
129	H Drexel	70 68
137	A St. John' s (N. Y.)	64 51
187	H Bi nghamton	69 55

RPI S	Opponent	Score
221	A Towson	91 94
221	H Towson	82 70
237	A Del aware	77 62
237	H Del aware	79 65
244	A Georgi a St.	76 70
244	H Georgi a St.	69 53
266	A William & Mary	82 57
271	A St. Francis (N. Y.)	73 57
277	H Florida Int' l	64 51
299	H James Madi son	87 66
310	H Stony Brook	73 56
311	N Dartmouth	74 59

LAST 10 Div I Games:

69	H Ol d Domi ni on	51 61	81	A Va. Commonweal th	72 66
43	A St. Joseph' s	77 75	129	H Drexel	70 68
96	H Nebraska	73 62	26	H George Mason	77 66
28	N UNC Wi l m i n g t o n	67 78	266	A William & Mary	82 57
26	N George Mason	58 49	125	H Si ena	76 62

Average RPI Win: 232				WON-LOST RECORD		WINNING PCT. RANK		LAST 10 GAMES		STRENGTH OF SCHEDULE		OPP. STRENGTH OF SCHEDULE		TEAM RPI		CONF. RPI			
Average RPI Loss: 92																			
DIV. I ONLY				20- 12		85		8- 2		161		206		111		21			
DIV. I NON-CONF.				7- 8		174		0- 0		96		106		143		19			
TOTALS				RPI 1-50		RPI 51-100		W-L RECORDS		RPI 101-200				RPI 201+					
20- 12				0- 6		1- 1		OVERALL		5- 3				14- 2					
11- 3				0- 2		0- 0		HOME		3- 0				8- 1					
7- 7				0- 4		1- 0		AWAY		0- 2				6- 1					
2- 2				0- 0		0- 1		NEUTRAL		2- 1				0- 0					
7- 8				0- 3		1- 1		NON-CONFERENCE		3- 2				3- 2					
3- 2				0- 1		0- 0		HOME		1- 0				2- 1					
2- 4				0- 2		1- 0		AWAY		0- 1				1- 1					
2- 2				0- 0		0- 1		NEUTRAL		2- 1				0- 0					
13- 4				0- 3		0- 0		CONFERENCE		2- 1				11- 0					
8- 1				0- 1		0- 0		HOME		2- 0				6- 0					
5- 3				0- 2		0- 0		AWAY		0- 1				5- 0					
0- 0				0- 0		0- 0		NEUTRAL		0- 0				0- 0					
RPI 1-50				RPI 51-100				RPI 101-200				Team's RPI: 111				RPI 201+			
RPI	S	Opponent	Score	RPI	S	Opponent	Score	RPI	S	Opponent	Score	RPI	S	Opponent	Score				
22	H	Boston College	53 63	77	N	Clemson	48 71	113	N	Mississippi St.	75 76	206	A	American	69 62				
26	A	George Mason	38 71	90	A	Northeastern	59 44	125	A	Siena	63 68	206	H	American	74 63				
40	A	Cincinnati	55 77					134	H	Fordham	71 63	209	H	Boston U.	57 55				
42	A	Bucknell I	42 56					150	A	Lehigh	63 64	211	A	Vermont	64 68				
42	A	Bucknell I	59 74					150	H	Lehigh	68 54	214	H	Harvard	55 70				
42	H	Bucknell I	52 57					150	H	Lehigh	73 66	261	A	Lafayette	77 61				
								164	N	High Point	85 73	261	H	Lafayette	86 57				
								169	N	Chattanooga	82 65	266	A	William & Mary	67 55				
												273	H	Brown	64 41				
												286	A	Colgate	62 56				
												286	H	Colgate	60 42				
												298	A	Navy	81 67				
												298	H	Navy	72 62				
												298	H	Navy	78 50				
												322	A	Army	84 46				
												322	H	Army	88 38				
				LAST 10 Division I GAMES:															
				42	A	Bucknell I	59 74	206	A	American	69 62								
				150	H	Lehigh	73 66	298	H	Navy	72 62								
				298	H	Navy	78 50	42	H	Bucknell I	52 57								
				150	H	Lehigh	68 54	322	H	Army	88 38								
				286	A	Colgate	62 56	261	A	Lafayette	77 61								

Non-Div I Games:

Holy Cross

Loss, Non-Conf, S Site, H Home A Away N Neutral

Average RPI Win: 182
Average RPI Loss: 78

WON-LOST
RECORD

WINNING
PCT. RANK

LAST 10
GAMES

STRENGTH OF
SCHEDULE

OPP. STRENGTH
OF SCHEDULE

TEAM
RPI

CONF.
RPI

DIV. I ONLY
DIV. I NON-CONF.

19- 9
9- 3

53
61

6- 4
1- 1

71
25

155
251

54
27

13
13

TOTALS

RPI 1-50

RPI 51-100

W-L RECORDS

RPI 101-200

RPI 201+

19- 9

2- 4

2- 4

OVERALL

5- 1

9- 1

11- 2

1- 0

2- 1

HOME

2- 1

6- 0

7- 7

1- 4

0- 3

AWAY

2- 0

3- 1

1- 0

0- 0

0- 0

NEUTRAL

1- 0

0- 0

9- 3

2- 1

1- 3

NON-CONFERENCE

3- 0

2- 0

6- 1

1- 0

1- 1

HOME

2- 0

1- 0

4- 3

1- 1

0- 2

AWAY

1- 0

1- 0

0- 0

0- 0

0- 0

NEUTRAL

0- 0

0- 0

10- 6

0- 3

1- 1

CONFERENCE

2- 1

7- 1

6- 1

0- 0

1- 0

HOME

0- 1

5- 0

3- 5

0- 3

0- 1

AWAY

1- 0

2- 1

1- 0

0- 0

0- 0

NEUTRAL

1- 0

0- 0

RPI 1-50

RPI S Opponent

Score

4 A Memphis s 62 69
4 A Memphis s 54 68
13 A LSU 84 83
21 A Missouri St. 59 60
23 H Arizona 69 65
32 A UAB 79 82

RPI 51-100

Team's RPI: 54

RPI S Opponent

Score

66 A South Ala. 62 66
67 H Brigham Young 77 67
76 A UTEP 63 69
76 H UTEP 63 57
81 H Va. Commonweal th 61 62
92 A UNLV 73 83

RPI 101-200

RPI S Opponent

Score

112 H Sam Houston St. 68 46
152 H Rhode Island 67 41
190 A UCF 78 71
190 H UCF 56 66
190 N UCF 71 52
200 A North Texas 92 84

RPI 201+

RPI S Opponent

Score

201 A Tex. A&M-Corp. 82 74
Chris
201 H Tex. A&M-Corp. 86 83
Chris
203 H Tul sa 73 46
204 H McNeese St. 78 67
217 A Tul ane 82 57
218 A Ri ce 62 71
218 H Ri ce 74 71
231 H Marshal l 69 56
246 H Southern Mi ss. 62 58
268 H Southern Methodi st 69 57
300 A East Caro. 64 60
325 A Centenary (La.) 75 62

LAST 10 Division I GAMES:

21 A Missouri St. 59 60
67 H Brigham Young 77 67
4 A Memphis s 54 68
190 N UCF 71 52
4 A Memphis s 62 69
218 H Ri ce 74 71
76 A UTEP 63 69
203 H Tul sa 73 46
190 A UCF 78 71
268 H Southern Methodi st 69 57

H
o
u
s
t
o
n

H
o
u
s
t
o
n

Non-Div I Games: Florida Tech 131 62

Houston

Loss, Non-Conf, S Site, H Home A Away N Neutral

Average RPI Win: 296
Average RPI Loss: 210

WON-LOST
RECORD

WINNING
PCT. RANK

LAST 10
GAMES

STRENGTH OF
SCHEDULE

OPP. STRENGTH
OF SCHEDULE

TEAM
RPI

CONF.
RPI

DIV. I ONLY
DIV. I NON-CONF.

7- 22
1- 8

299
307

5- 5
0- 0

326
252

321
175

326
315

30
29

TOTALS

RPI 1-50

RPI 51-100

W-L RECORDS

RPI 101-200

RPI 201+

7- 22

0- 0

0- 2

OVERALL

0- 7

7- 13

4- 5

0- 0

0- 0

HOME

0- 1

4- 4

1- 13

0- 0

0- 1

AWAY

0- 4

1- 8

2- 4

0- 0

0- 1

NEUTRAL

0- 2

2- 1

1- 8

0- 0

0- 2

NON-CONFERENCE

0- 4

1- 2

0- 0

0- 0

0- 0

HOME

0- 0

0- 0

0- 5

0- 0

0- 1

AWAY

0- 3

0- 1

1- 3

0- 0

0- 1

NEUTRAL

0- 1

1- 1

6- 14

0- 0

0- 0

CONFERENCE

0- 3

6- 11

4- 5

0- 0

0- 0

HOME

0- 1

4- 4

1- 8

0- 0

0- 0

AWAY

0- 1

1- 7

1- 1

0- 0

0- 0

NEUTRAL

0- 1

1- 0

RPI 1-50

RPI S Opponent Score

RPI 51-100

RPI S Opponent Score

RPI 101-200

RPI S Opponent Score

RPI 201+

Team's RPI: 326

RPI S Opponent Score

64 N Iona 68 80
93 A Iowa St. 62 96

109 A Georgia 72 78
123 A Delaware St. 50 59
123 H Delaware St. 46 60
123 N Delaware St. 47 59
147 A Oregon 55 91
169 A Chattanooga 63 68
196 N Portland St. 53 81

206 A American 60 72
215 A Coppin St. 61 70
215 H Coppin St. 81 66
222 H South Carolina St. 67 69
251 A Norfolk St. 79 82
251 H Norfolk St. 64 65
253 A Florida A&M 65 66
253 H Florida A&M 89 71
275 A Bethune-Cookman 64 67
275 H Bethune-Cookman 57 72
284 A Hampton 48 65
284 H Hampton 63 75
298 N Navy 73 82
305 N Mercer 78 74
319 A Md. -East. Shore 72 73
319 H Md. -East. Shore 79 68
324 A N. C. A&T 58 50
324 N N. C. A&T 62 52
329 A Morgan St. 75 79
329 H Morgan St. 72 59

LAST 10 Division I GAMES:

123 N Delaware St. 47 59
324 N N. C. A&T 62 52
319 A Md. -East. Shore 72 73
324 A N. C. A&T 58 50
329 H Morgan St. 72 59
215 H Coppin St. 81 66
253 H Florida A&M 89 71
275 H Bethune-Cookman 57 72
123 A Delaware St. 50 59
284 H Hampton 63 75

Howard

Howard

Non-Div I Games:

Howard

Loss, Non-Conf, S Site, H Home A Away N Neutral

Average RPI Win: 278
Average RPI Loss: 167

WON-LOST
RECORD

WINNING
PCT. RANK

LAST 10
GAMES

STRENGTH OF
SCHEDULE

OPP. STRENGTH
OF SCHEDULE

TEAM
RPI

CONF.
RPI

DIV. I ONLY	8- 18	275	5- 5	300	250	291	32
DIV. I NON-CONF.	2- 13	304	0- 1	162	103	294	32

TOTALS	RPI 1-50	RPI 51-100	W-L RECORDS	RPI 101-200	RPI 201+
8- 18	0- 3	0- 1	OVERALL	1- 7	7- 5
4- 5	0- 0	0- 1	HOME	0- 2	4- 1
4- 13	0- 3	0- 0	AWAY	1- 5	3- 4
0- 0	0- 0	0- 0	NEUTRAL	0- 0	0- 0
2- 13	0- 3	0- 1	NON-CONFERENCE	1- 7	1- 2
0- 4	0- 0	0- 1	HOME	0- 2	0- 1
2- 9	0- 3	0- 0	AWAY	1- 5	1- 1
0- 0	0- 0	0- 0	NEUTRAL	0- 0	0- 0
6- 5	0- 0	0- 0	CONFERENCE	0- 0	6- 3
4- 1	0- 0	0- 0	HOME	0- 0	4- 0
2- 4	0- 0	0- 0	AWAY	0- 0	2- 3
0- 0	0- 0	0- 0	NEUTRAL	0- 0	0- 0

RPI S Opponent Score

18	A	Michigan St.	73	84
48	A	Kent St.	61	86
50	A	Air Force	42	77

RPI S Opponent Score

95	H	Notre Dame	63	65
----	---	------------	----	----

RPI S Opponent Score

102	A	Northwestern	49	73
106	A	Penn St.	59	74
138	H	Loyola (Ill.)	61	69
148	A	Toledo	65	85
163	A	Indiana St.	54	46
175	A	Purdue	69	79
182	A	Valparaiso	72	88
182	H	Valparaiso	68	74

RPI S Opponent Score Team's RPI: 291

201	A	Tex. A&M-Corp. Chris	71	77
201	H	Tex. A&M-Corp. Chris	64	79
223	A	North Dakota St.	59	71
223	H	North Dakota St.	72	64
232	A	Illinois St.	36	65
263	H	Weber St.	67	74
276	A	South Dakota St.	58	38
276	H	South Dakota St.	75	54
313	A	Southeast Mo. St.	65	64
314	A	Longwood	59	60
314	H	Longwood	92	90
327	A	Northern Colo.	61	79
330	A	Tex. -Pan American	61	56
330	H	Tex. -Pan American	55	54

LAST 10 Division I GAMES:

330	H	Tex. -Pan American	55	54	102	A	Northwestern	49	73
223	H	North Dakota St.	72	64	276	A	South Dakota St.	58	38
276	H	South Dakota St.	75	54	223	A	North Dakota St.	59	71
327	A	Northern Colo.	61	79	314	A	Longwood	59	60
201	H	Tex. A&M-Corp. Chris	64	79	330	A	Tex. -Pan American	61	56

Non-Div I Games: Tri-State

75 61

Marygrove

80 54

IPFW

Loss, Non-Conf, S Site, H Home A Away N Neutral

IUPUI					Through Games Of Sunday, March 12, 2006			
Average RPI Win:	250	WON-LOST	WINNING	LAST 10	STRENGTH OF	OPP. STRENGTH	TEAM	CONF.
Average RPI Loss:	169	RECORD	PCT. RANK	GAMES	SCHEDULE	OF SCHEDULE	RPI	RPI

DIV. I ONLY	17- 10	83	7- 3	301	272	158	29
DIV. I NON-CONF.	3- 6	229	0- 0	128	115	203	27

TOTALS	RPI 1-50	RPI 51-100	W-L RECORDS	RPI 101-200	RPI 201+
17- 10	0- 0	0- 3	OVERALL	5- 3	12- 4
9- 1	0- 0	0- 0	HOME	3- 0	6- 1
6- 7	0- 0	0- 2	AWAY	2- 3	4- 2
2- 2	0- 0	0- 1	NEUTRAL	0- 0	2- 1
3- 6	0- 0	0- 3	NON-CONFERENCE	2- 2	1- 1
1- 1	0- 0	0- 0	HOME	1- 0	0- 1
1- 4	0- 0	0- 2	AWAY	1- 2	0- 0
1- 1	0- 0	0- 1	NEUTRAL	0- 0	1- 0
14- 4	0- 0	0- 0	CONFERENCE	3- 1	11- 3
8- 0	0- 0	0- 0	HOME	2- 0	6- 0
5- 3	0- 0	0- 0	AWAY	1- 1	4- 2
1- 1	0- 0	0- 0	NEUTRAL	0- 0	1- 1

RPI 1-50				RPI 51-100				RPI 101-200				Team's RPI: 158				RPI 201+			
RPI	S	Opponent	Score	RPI	S	Opponent	Score	RPI	S	Opponent	Score	RPI	S	Opponent	Score	RPI	S	Opponent	Score
55	A	Western Ky.	75 89	131	A	Oral Roberts	76 86	218	N	Rice	58 56								
72	A	Vanderbilt	45 53	131	H	Oral Roberts	80 75	227	A	Chicago St.	66 74								
73	N	Winthrop	50 73	151	A	Colorado St.	65 77	227	H	Chicago St.	87 64								
				172	A	Elon	82 70	227	N	Chicago St.	53 57								
				172	H	Elon	58 57	254	H	Ball St.	50 53								
				182	A	Valparaiso	87 82	264	A	UMKC	68 62								
				182	H	Valparaiso	75 67	264	H	UMKC	95 59								
				195	A	Western Mich.	72 73	285	A	Oakland	82 81								
								285	H	Oakland	87 72								
								285	N	Oakland	69 63								
								303	A	Southern Utah	62 83								
								303	H	Southern Utah	67 66								
								317	A	Western Ill.	63 57								
								317	H	Western Ill.	66 59								
								325	A	Centenary (La.)	65 49								
								325	H	Centenary (La.)	63 52								
				LAST 10 Division I GAMES:															
227	N	Chicago St.	53 57	131	H	Oral Roberts	80 75												
285	N	Oakland	69 63	182	H	Valparaiso	75 67												
303	A	Southern Utah	62 83	317	H	Western Ill.	66 59												
227	A	Chicago St.	66 74	285	H	Oakland	87 72												
325	A	Centenary (La.)	65 49	182	A	Valparaiso	87 82												

Non-Div I Games: Ind. Wesleyan 72 57 Urbana 86 69

IUPUI

■ Loss,
 ■ Non-Conf,
 ■ S Site,
 ■ Home
 ■ Away
 ■ N Neutral

Average RPI Win: 217
Average RPI Loss: 124

WON-LOST
RECORD

WINNING
PCT. RANK

LAST 10
GAMES

STRENGTH OF
SCHEDULE

OPP. STRENGTH
OF SCHEDULE

TEAM
RPI

CONF.
RPI

DIV. I ONLY	3- 25	331	1- 9	101	124	301	9
DIV. I NON-CONF.	2- 9	291	0- 1	173	285	292	7

TOTALS	RPI 1-50	RPI 51-100	W-L RECORDS	RPI 101-200	RPI 201+
3- 25	0- 7	0- 6	OVERALL	1- 7	2- 5
3- 10	0- 2	0- 3	HOME	1- 3	2- 2
0- 15	0- 5	0- 3	AWAY	0- 4	0- 3
0- 0	0- 0	0- 0	NEUTRAL	0- 0	0- 0
2- 9	0- 2	0- 0	NON-CONFERENCE	0- 4	2- 3
2- 3	0- 0	0- 0	HOME	0- 2	2- 1
0- 6	0- 2	0- 0	AWAY	0- 2	0- 2
0- 0	0- 0	0- 0	NEUTRAL	0- 0	0- 0
1- 16	0- 5	0- 6	CONFERENCE	1- 3	0- 2
1- 7	0- 2	0- 3	HOME	1- 1	0- 1
0- 9	0- 3	0- 3	AWAY	0- 2	0- 1
0- 0	0- 0	0- 0	NEUTRAL	0- 0	0- 0

RPI	S	Opponent	Score
9	A	Gonzaga	60 69
19	A	Nevada	44 70
19	A	Nevada	55 68
19	H	Nevada	68 74
35	A	Washington	67 90
46	A	Utah St.	58 83
46	H	Utah St.	42 80

RPI	S	Opponent	Score
68	A	Louisiana Tech	49 74
68	H	Louisiana Tech	61 66
97	A	New Mexico St.	50 66
97	H	New Mexico St.	52 62
100	A	Hawaii	61 81
100	H	Hawaii	66 70

RPI	S	Opponent	Score
124	A	Fresno St.	54 89
124	H	Fresno St.	72 61
142	H	Eastern Wash.	55 68
166	A	Washington St.	37 63
177	A	Boise St.	80 85
177	H	Boise St.	68 82
196	A	Portland St.	48 81
196	H	Portland St.	59 61

RPI	S	Opponent	Score
210	H	Idaho St.	71 78
223	A	North Dakota St.	64 71
223	H	North Dakota St.	76 71
240	A	Montana St.	69 79
269	A	San Jose St.	61 72
269	H	San Jose St.	53 57
303	H	Southern Utah	75 60

LAST 10 Division I GAMES:

19	A	Nevada	55 68	19	H	Nevada	68 74
177	A	Boise St.	80 85	240	A	Montana St.	69 79
68	A	Louisiana Tech	49 74	46	H	Utah St.	42 80
97	A	New Mexico St.	50 66	269	A	San Jose St.	61 72
100	H	Hawaii	66 70	124	H	Fresno St.	72 61

Non-Div I Games: Eastern Ore. 77 58

Idaho

■ Loss, ■ Non-Conf, ■ Site, ■ Home ■ Away ■ Neutral

Average RPI Win: 228

Average RPI Loss: 166

WON-LOST
RECORDWINNING
PCT. RANKLAST 10
GAMESSTRENGTH OF
SCHEDULEOPP. STRENGTH
OF SCHEDULETEAM
RPICONF.
RPI

DIV. I ONLY

11- 14

204

5- 5

200

245

210

17

DIV. I NON-CONF.

7- 4

95

2- 0

233

324

150

18

TOTALS

RPI 1-50

RPI 51-100

W-L RECORDS

RPI 101-200

RPI 201+

11- 14

0- 1

1- 1

OVERALL

3- 7

7- 5

6- 5

0- 0

1- 0

HOME

1- 4

4- 1

5- 7

0- 1

0- 1

AWAY

2- 2

3- 3

0- 2

0- 0

0- 0

NEUTRAL

0- 1

0- 1

7- 4

0- 1

0- 0

NON-CONFERENCE

1- 1

6- 2

4- 0

0- 0

0- 0

HOME

1- 0

3- 0

3- 2

0- 1

0- 0

AWAY

0- 0

3- 1

0- 2

0- 0

0- 0

NEUTRAL

0- 1

0- 1

4- 10

0- 0

1- 1

CONFERENCE

2- 6

1- 3

2- 5

0- 0

1- 0

HOME

0- 4

1- 1

2- 5

0- 0

0- 1

AWAY

2- 2

0- 2

0- 0

0- 0

0- 0

NEUTRAL

0- 0

0- 0

RPI 1-50

RPI 51-100

RPI 101-200

RPI 201+

Team's RPI: 210

RPI	S	Opponent	Score
20	A	Kansas	66 90

RPI	S	Opponent	Score
61	A	Montana	76 80
61	H	Montana	95 70

RPI	S	Opponent	Score
117	A	Northern Ariz.	80 88
117	H	Northern Ariz.	81 85
142	A	Eastern Wash.	64 80
142	H	Eastern Wash.	87 94
154	A	Sacramento St.	72 71
154	H	Sacramento St.	106 107
177	H	Boise St.	88 79
187	N	Binghamton	46 59
196	A	Portland St.	68 66
196	H	Portland St.	73 80

RPI	S	Opponent	Score
216	N	Ark.-Little Rock	72 73
223	A	North Dakota St.	69 86
223	H	North Dakota St.	91 87
240	A	Montana St.	72 84
240	H	Montana St.	87 98
263	A	Weber St.	61 66
263	H	Weber St.	81 74
276	H	South Dakota St.	89 72
279	A	Utah Valley St.	68 67
279	H	Utah Valley St.	72 56
295	A	UC Davis	75 68
301	A	Idaho	78 71

LAST 10 Division I GAMES:

142	H	Eastern Wash.	87 94
263	H	Weber St.	81 74
279	A	Utah Valley St.	68 67
196	H	Portland St.	73 80
154	A	Sacramento St.	72 71

117	A	Northern Ariz.	80 88
61	H	Montana	95 70
240	H	Montana St.	87 98
263	A	Weber St.	61 66
276	H	South Dakota St.	89 72

Non-Div I Games: Rocky Mountain 102 76 Great Falls 106 64

Idaho St.

Loss, Non-Conf, S Site, H Home A Away N Neutral

Average RPI Win: 171
Average RPI Loss: 138

WON-LOST
RECORD

WINNING
PCT. RANK

LAST 10
GAMES

STRENGTH OF
SCHEDULE

OPP. STRENGTH
OF SCHEDULE

TEAM
RPI

CONF.
RPI

DIV. I ONLY
DIV. I NON-CONF.

16- 14
7- 5

143
118

6- 4
0- 1

132
47

159
134

133
82

15
15

TOTALS

RPI 1-50

RPI 51-100

W-L RECORDS

RPI 101-200

RPI 201+

16- 14

0- 1

3- 4

OVERALL

9- 7

4- 2

8- 5

0- 0

1- 2

HOME

6- 1

1- 2

6- 7

0- 1

1- 2

AWAY

3- 4

2- 0

2- 2

0- 0

1- 0

NEUTRAL

0- 2

1- 0

7- 5

0- 1

2- 1

NON-CONFERENCE

4- 2

1- 1

3- 1

0- 0

1- 0

HOME

2- 0

0- 1

2- 3

0- 1

0- 1

AWAY

2- 1

0- 0

2- 1

0- 0

1- 0

NEUTRAL

0- 1

1- 0

9- 9

0- 0

1- 3

CONFERENCE

5- 5

3- 1

5- 4

0- 0

0- 2

HOME

4- 1

1- 1

4- 4

0- 0

1- 1

AWAY

1- 3

2- 0

0- 1

0- 0

0- 0

NEUTRAL

0- 1

0- 0

RPI 1-50

RPI 51-100

RPI 101-200

Team's RPI: 133

RPI 201+

RPI S Opponent Score
17 A Syracuse 61 75

RPI S Opponent Score
53 A Wi s. -Mi l waukee 94 86
53 H Wi s. -Mi l waukee 45 68
56 N San Diego St. 66 63
65 A Murray St. 68 72
82 A Butler 56 75
82 H Butler 39 67
94 H Davi dson 76 67

RPI S Opponent Score
102 A Northwestern 71 62
127 H Northern Ill. 55 54
138 A Loyol a (Ill.) 61 75
138 H Loyol a (Ill.) 68 71
156 H Mi ssi ssi pi 87 75
159 A Ga. Southern 69 89
160 A Georgi a Tech 73 51
173 N Denver 48 52
178 A Detroi t 65 76
178 H Detroi t 63 57
179 A Wri ght St. 62 57
179 H Wri ght St. 69 66
179 H Wri ght St. 77 64
186 A Wi s. -Green Bay 84 90
186 H Wi s. -Green Bay 81 68
186 N Wi s. -Green Bay 66 76

RPI S Opponent Score
227 H Chi cago St. 74 75
240 N Montana St. 69 64
245 A Cl evel and St. 72 67
245 H Cl evel and St. 83 87
304 A Youngstown St. 70 63
304 H Youngstown St. 85 84

LAST 10 Division I GAMES:

186 N Wi s. -Green Bay 66 76
179 H Wri ght St. 77 64
179 H Wri ght St. 69 66
245 A Cl evel and St. 72 67
65 A Murray St. 68 72
53 A Wi s. -Mi l waukee 94 86
138 H Loyol a (Ill.) 68 71
178 H Detroi t 63 57
304 A Youngstown St. 70 63
82 H Butler 39 67

Non-Di v I Games: St. Xavier

73 74

Ill. -Chi cago

Loss, Non-Conf, S Site, H Home A Away N Neutral

Average RPI Win: 121		WON-LOST RECORD		WINNING PCT. RANK		LAST 10 GAMES		STRENGTH OF SCHEDULE		OPP. STRENGTH OF SCHEDULE		TEAM RPI		CONF. RPI	
Average RPI Loss: 36															
DIV. I ONLY		25- 6		13		6- 4		61		16		14		1	
DIV. I NON-CONF.		14- 0		1		1- 1		202		101		17		1	
TOTALS		RPI 1-50		RPI 51-100		W-L RECORDS		RPI 101-200				RPI 201+			
25- 6		10- 6		4- 0		OVERALL		5- 1				7- 0			
15- 1		5- 0		1- 0		HOME		2- 1				7- 0			
5- 4		3- 4		1- 0		AWAY		1- 0				0- 0			
6- 2		2- 2		2- 0		NEUTRAL		2- 0				0- 0			
14- 0		4- 1		2- 0		NON-CONFERENCE		2- 0				7- 0			
8- 0		1- 0		0- 0		HOME		0- 0				7- 0			
1- 0		1- 0		0- 0		AWAY		0- 0				0- 0			
6- 1		2- 1		2- 0		NEUTRAL		2- 0				0- 0			
11- 6		6- 5		2- 0		CONFERENCE		3- 1				0- 0			
7- 1		4- 0		1- 0		HOME		2- 1				0- 0			
4- 4		2- 4		1- 0		AWAY		1- 0				0- 0			
0- 1		0- 1		0- 0		NEUTRAL		0- 0				0- 0			
RPI 1-50		Team's RPI: 14		RPI 51-100				RPI 101-200				RPI 201+			
RPI	S	Opponent	Score	RPI	S	Opponent	Score	RPI	S	Opponent	Score	RPI	S	Opponent	Score
5	A	Ohio St.	53 69	75	N	Rutgers	77 57	102	A	Northwestern	58 47	215	H	Coppin St.	61 42
7	A	Iowa	48 63	80	N	Xavier	65 62	102	H	Northwestern	63 47	216	H	Ark.-Little Rock	75 49
7	H	Iowa	71 59	83	A	Minnesota	71 65	106	H	Penn St.	65 66	224	H	Tenn.-Martin	84 46
12	A	North Carolina	68 64	83	H	Minnesota	77 53	139	N	Missouri	82 50	276	H	South Dakota St.	90 65
18	A	Michigan St.	75 68					147	N	Oregon	89 59	307	H	Texas Southern	93 59
18	H	Michigan St.	60 50					175	H	Purdue	76 58	313	H	Southeast Mo. St.	89 64
18	N	Michigan St.	56 61									330	H	Tex.-Pan American	71 59
24	A	Wisconsin	66 51												
27	N	Wichita St.	55 54												
34	A	Indiana	60 62												
34	H	Indiana	70 58												
35	N	Washington	64 67												
36	H	Georgetown	58 48												
47	A	Michigan	64 72												
47	H	Michigan	79 74												
50	N	Air Force	78 69												
				LAST 10 Division I GAMES:											
				35	N	Washington	64 67	7	H	Iowa	71 59				
				50	N	Air Force	78 69	47	A	Michigan	64 72				
				18	N	Michigan St.	56 61	34	H	Indiana	70 58				
				18	A	Michigan St.	75 68	102	H	Northwestern	63 47				
				83	A	Minnesota	71 65	5	A	Ohio St.	53 69				

Non-Div I Games:

Illinois

Illinois

Illinois

Average RPI Win: 190				WON-LOST RECORD		WINNING PCT. RANK		LAST 10 GAMES		STRENGTH OF SCHEDULE		OPP. STRENGTH OF SCHEDULE		TEAM RPI		CONF. RPI	
DIV. I ONLY				8- 19		282		1- 9		82		81		232		6	
DIV. I NON-CONF.				4- 4		156		0- 1		158		311		168		5	
TOTALS				RPI 1-50		RPI 51-100		W-L RECORDS		RPI 101-200		RPI 201+					
8- 19				1- 12		0- 1		OVERALL		5- 5		2- 1					
8- 6				1- 5		0- 0		HOME		5- 1		2- 0					
0- 12				0- 7		0- 1		AWAY		0- 3		0- 1					
0- 1				0- 0		0- 0		NEUTRAL		0- 1		0- 0					
4- 4				0- 1		0- 1		NON-CONFERENCE		2- 1		2- 1					
4- 1				0- 0		0- 0		HOME		2- 1		2- 0					
0- 3				0- 1		0- 1		AWAY		0- 0		0- 1					
0- 0				0- 0		0- 0		NEUTRAL		0- 0		0- 0					
4- 15				1- 11		0- 0		CONFERENCE		3- 4		0- 0					
4- 5				1- 5		0- 0		HOME		3- 0		0- 0					
0- 9				0- 6		0- 0		AWAY		0- 3		0- 0					
0- 1				0- 0		0- 0		NEUTRAL		0- 1		0- 0					
RPI 1-50				RPI 51-100		RPI 101-200		RPI 201+		Team's RPI: 232							
RPI	S	Opponent	Score	RPI	S	Opponent	Score	RPI	S	Opponent	Score	RPI	S	Opponent	Score		
21	A	Missouri St.	54 70	84	A	Miami (Ohio)	49 51	159	H	Ga. Southern	61 64	282	H	Grambling	62 50		
21	H	Missouri St.	61 72					163	A	Indiana St.	59 69	283	A	Cal St. Northridge	69 73		
25	A	UNI	47 60					163	H	Indiana St.	75 48	291	H	IPFW	65 36		
25	H	UNI	52 67					176	A	Drake	41 45						
27	A	Wichita St.	57 64					176	H	Drake	58 56						
27	H	Wichita St.	47 56					186	H	Wis.-Green Bay	59 51						
29	A	Southern Ill.	44 56					191	A	Evansville	47 54						
29	H	Southern Ill.	52 65					191	H	Evansville	65 57						
33	A	Bradley	44 73					191	N	Evansville	45 52						
33	H	Bradley	59 71					195	H	Western Mich.	64 47						
39	A	Creighton	52 71														
39	H	Creighton	53 50														
40	A	Cincinnati	59 76														
				LAST 10 Division I GAMES:													
				191	N	Evansville	45 52	33	H	Bradley	59 71						
				27	A	Wichita St.	57 64	176	A	Drake	41 45						
				21	H	Missouri St.	61 72	191	A	Evansville	47 54						
				84	A	Miami (Ohio)	49 51	33	A	Bradley	44 73						
				176	H	Drake	58 56	29	H	Southern Ill.	52 65						

Non-Div I Games: Indianapolis	54	50
-------------------------------	----	----

Illinois St.

Loss, Non-Conf, S Site, H Home A Away N Neutral

Average RPI Win: 127
Average RPI Loss: 37

WON-LOST
RECORD

WINNING
PCT. RANK

LAST 10
GAMES

STRENGTH OF
SCHEDULE

OPP. STRENGTH
OF SCHEDULE

TEAM
RPI

CONF.
RPI

DIV. I ONLY	18- 11	86	6- 4	20	14	34	1
DIV. I NON-CONF.	8- 3	73	1- 1	126	124	71	1

TOTALS	RPI 1-50	RPI 51-100	W-L RECORDS	RPI 101-200	RPI 201+
18- 11	7- 9	2- 1	OVERALL	5- 2	5- 0
10- 3	4- 3	0- 0	HOME	3- 0	3- 0
5- 7	1- 4	0- 1	AWAY	2- 2	2- 0
4- 2	2- 2	2- 0	NEUTRAL	0- 0	0- 0
8- 3	1- 3	2- 0	NON-CONFERENCE	1- 1	5- 0
3- 2	0- 2	0- 0	HOME	0- 0	3- 0
3- 1	0- 0	0- 0	AWAY	1- 1	2- 0
3- 1	1- 1	2- 0	NEUTRAL	0- 0	0- 0
10- 8	6- 6	0- 1	CONFERENCE	4- 1	0- 0
7- 1	4- 1	0- 0	HOME	3- 0	0- 0
2- 6	1- 4	0- 1	AWAY	1- 1	0- 0
1- 1	1- 1	0- 0	NEUTRAL	0- 0	0- 0

RPI	S	Opponent	Score
1	H	Duke	67 75
3	H	Connecticut	80 88
5	H	Ohio St.	81 79
5	N	Ohio St.	51 52
7	A	Iowa	60 73
7	H	Iowa	67 70
9	N	Gonzaga	80 90
14	A	Illinois	58 70
14	H	Illinois	62 60
18	A	Michigan St.	73 87
18	H	Michigan St.	78 71
24	A	Wisconsin	54 72
24	N	Wisconsin	61 56
41	N	Kentucky	79 53
47	A	Michigan	69 67
47	H	Michigan	70 63

RPI	S	Opponent	Score
56	N	San Diego St.	87 83
82	N	Butler	73 55
83	A	Minnesota	42 61

RPI	S	Opponent	Score
102	H	Northwestern	72 63
104	A	Charlotte	71 54
106	A	Penn St.	68 71
106	H	Penn St.	69 65
163	A	Indiana St.	67 72
175	A	Purdue	70 59
175	H	Purdue	62 49

RPI	S	Opponent	Score
253	H	Florida A&M	100 63
254	A	Ball St.	80 56
294	H	Nicholls St.	99 65
306	H	Eastern Mich.	79 63
317	A	Western Ill.	102 79

LAST 10 Division I GAMES:

9	N	Gonzaga	80 90	175	A	Purdue	70 59
56	N	San Diego St.	87 83	18	H	Michigan St.	78 71
5	N	Ohio St.	51 52	106	H	Penn St.	69 65
24	N	Wisconsin	61 56	14	A	Illinois	58 70
47	A	Michigan	69 67	106	A	Penn St.	68 71

Non-Div I Games:

Indiana

Loss, Non-Conf, S Site, H Home A Away N Neutral

Average RPI Win: 148

Average RPI Loss: 97

WON-LOST
RECORDWINNING
PCT. RANKLAST 10
GAMESSTRENGTH OF
SCHEDULEOPP. STRENGTH
OF SCHEDULETEAM
RPICONF.
RPI

DIV. I ONLY

12- 16

215

5- 5

110

61

163

6

DIV. I NON-CONF.

7- 1

20

1- 0

272

226

79

5

TOTALS

RPI 1-50

RPI 51-100

W-L RECORDS

RPI 101-200

RPI 201+

12- 16

4- 10

1- 0

OVERALL

3- 4

4- 2

7- 7

3- 4

0- 0

HOME

1- 2

3- 1

4- 8

1- 5

1- 0

AWAY

1- 2

1- 1

1- 1

0- 1

0- 0

NEUTRAL

1- 0

0- 0

7- 1

1- 0

1- 0

NON-CONFERENCE

2- 0

3- 1

4- 1

1- 0

0- 0

HOME

1- 0

2- 1

3- 0

0- 0

1- 0

AWAY

1- 0

1- 0

0- 0

0- 0

0- 0

NEUTRAL

0- 0

0- 0

5- 15

3- 10

0- 0

CONFERENCE

1- 4

1- 1

3- 6

2- 4

0- 0

HOME

0- 2

1- 0

1- 8

1- 5

0- 0

AWAY

0- 2

0- 1

1- 1

0- 1

0- 0

NEUTRAL

1- 0

0- 0

RPI 1-50

RPI	S	Opponent	Score
21	A	Missouri St.	78 97
21	H	Missouri St.	58 80
25	A	UNI	56 83
25	H	UNI	61 60
27	A	Wichi ta St.	62 66
27	H	Wichi ta St.	58 77
27	N	Wichi ta St.	63 81
29	A	Southern Ill.	63 54
29	H	Southern Ill.	49 55
33	A	Bradley	63 85
33	H	Bradley	75 63
34	H	Indiana	72 67
39	A	Creighton	62 67
39	H	Creighton	53 69

RPI 51-100

RPI	S	Opponent	Score
82	A	Butler	59 58

RPI 101-200

Team's RPI: 163

RPI	S	Opponent	Score
114	H	Middle Tenn.	85 79
176	A	Drake	59 76
176	H	Drake	68 77
176	N	Drake	72 63
191	A	Evansville	58 63
191	H	Evansville	75 77
195	A	Western Mich.	59 57

RPI 201+

RPI	S	Opponent	Score
232	A	Illinois St.	48 75
232	H	Illinois St.	69 59
254	H	Ball St.	57 56
291	H	IPFW	46 54
293	H	Campbell	86 71
309	A	Eastern Ill.	66 58

LAST 10 Division I GAMES:

27	N	Wichi ta St.	63 81	25	H	UNI	61 60
176	N	Drake	72 63	27	H	Wichi ta St.	58 77
191	H	Evansville	75 77	33	H	Bradley	75 63
39	A	Creighton	62 67	25	A	UNI	56 83
195	A	Western Mich.	59 57	29	A	Southern Ill.	63 54

Non-Div I Games: Central St. (Ohi 84 60

Indiana St.

Average RPI Win: 183
Average RPI Loss: 81

WON-LOST
RECORD

WINNING
PCT. RANK

LAST 10
GAMES

STRENGTH OF
SCHEDULE

OPP. STRENGTH
OF SCHEDULE

TEAM
RPI

CONF.
RPI

DIV. I ONLY
DIV. I NON-CONF.

23- 7
7- 2

25
47

7- 3
1- 1

160
142

133
84

64
58

14
14

TOTALS

RPI 1-50

RPI 51-100

W-L RECORDS

RPI 101-200

RPI 201+

23- 7

0- 2

1- 3

OVERALL

11- 3

11- 0

7- 4

0- 0

0- 1

HOME

2- 3

5- 0

11- 2

0- 0

1- 2

AWAY

6- 0

4- 0

5- 2

0- 2

0- 0

NEUTRAL

3- 0

2- 0

7- 2

0- 2

1- 1

NON-CONFERENCE

4- 0

2- 0

2- 0

0- 0

0- 0

HOME

1- 0

1- 0

3- 1

0- 0

1- 1

AWAY

2- 0

0- 0

2- 2

0- 2

0- 0

NEUTRAL

1- 0

1- 0

16- 5

0- 0

0- 2

CONFERENCE

7- 3

9- 0

5- 4

0- 0

0- 1

HOME

1- 3

4- 0

8- 1

0- 0

0- 1

AWAY

4- 0

4- 0

3- 0

0- 0

0- 0

NEUTRAL

2- 0

1- 0

RPI 1-50

RPI 51-100

Team's RPI: 64

RPI 101-200

RPI 201+

RPI S Opponent Score
13 N LSU 64 80
41 N Kentucky 67 73

RPI S Opponent Score
58 A Seton Hall 59 73
87 A Manhattan 74 78
87 H Manhattan 68 87
93 A Iowa St. 89 72

RPI S Opponent Score
105 A Mari st 79 76
105 H Mari st 81 87
105 N Mari st 100 84
124 A Fresno St. 70 69
125 A Si ena 85 78
125 H Si ena 76 82
128 A St. Peter's 83 75
128 H St. Peter's 72 76
128 N St. Peter's 80 61
130 H Buffal o 93 75
134 A Fordham 71 70
171 A Loyol a (Md.) 101 85
171 H Loyol a (Md.) 86 68
196 N Portland St. 81 75

RPI S Opponent Score
202 A Ni agara 71 69
202 H Ni agara 73 55
202 N Ni agara 80 54
211 H Vermont 68 56
228 A Fai rfi el d 89 66
228 H Fai rfi el d 89 77
243 A Ri der 83 79
243 H Ri der 80 59
255 A Cani si us 88 73
255 H Cani si us 95 58
326 N Howard 80 68

LAST 10 Div sion I GAMES:

13 N LSU 64 80
128 N St. Peter's 80 61
105 N Mari st 100 84
202 N Ni agara 80 54
87 A Manhattan 74 78
125 H Si ena 76 82
130 H Buffal o 93 75
243 A Ri der 83 79
228 A Fai rfi el d 89 66
171 A Loyol a (Md.) 101 85

Non-Di v I Games:

Iona

Loss, Non-Conf, S Site, H Home A Away N Neutral

Iowa

Iowa				Through Games Of Sunday, March 12, 2006			
Average RPI Win: 111		WON-LOST RECORD		WINNING PCT. RANK		LAST 10 GAMES	
Average RPI Loss: 47						STRENGTH OF SCHEDULE	
						OPP. STRENGTH OF SCHEDULE	
						TEAM RPI	
						CONF. RPI	
DIV. I ONLY		25- 8		31		7- 3	
DIV. I NON-CONF.		11- 3		45		0- 1	
						27	
						8	
						7	
						1	
						139	
						70	
						51	
						1	
TOTALS		RPI 1-50		RPI 51-100		W-L RECORDS	
						RPI 101-200	
						RPI 201+	
25- 8		10- 5		3- 3		OVERALL	
17- 0		6- 0		2- 0		HOME	
4- 7		1- 4		0- 2		AWAY	
4- 2		3- 1		1- 1		NEUTRAL	
11- 3		1- 2		1- 2		NON-CONFERENCE	
9- 0		0- 0		1- 0		HOME	
1- 2		0- 1		0- 1		AWAY	
1- 2		1- 1		0- 1		NEUTRAL	
14- 5		9- 3		2- 1		CONFERENCE	
8- 0		6- 0		1- 0		HOME	
3- 5		1- 3		0- 1		AWAY	
3- 0		2- 0		1- 0		NEUTRAL	
				</			

Average RPI Win: 134
Average RPI Loss: 68

WON-LOST
RECORD

WINNING
PCT. RANK

LAST 10
GAMES

STRENGTH OF
SCHEDULE

OPP. STRENGTH
OF SCHEDULE

TEAM
RPI

CONF.
RPI

DIV. I ONLY	15- 14	151	3- 7	37	47	93	5
DIV. I NON-CONF.	9- 3	61	0- 0	76	73	37	8

TOTALS	RPI 1-50	RPI 51-100	W-L RECORDS	RPI 101-200	RPI 201+
15- 14	2- 6	4- 4	OVERALL	6- 4	3- 0
9- 6	2- 3	2- 2	HOME	3- 1	2- 0
3- 6	0- 2	1- 1	AWAY	2- 3	0- 0
3- 2	0- 1	1- 1	NEUTRAL	1- 0	1- 0
9- 3	2- 1	1- 1	NON-CONFERENCE	3- 1	3- 0
5- 2	2- 0	0- 1	HOME	1- 1	2- 0
1- 0	0- 0	0- 0	AWAY	1- 0	0- 0
3- 1	0- 1	1- 0	NEUTRAL	1- 0	1- 0
6- 11	0- 5	3- 3	CONFERENCE	3- 3	0- 0
4- 4	0- 3	2- 1	HOME	2- 0	0- 0
2- 6	0- 2	1- 1	AWAY	1- 3	0- 0
0- 1	0- 0	0- 1	NEUTRAL	0- 0	0- 0

RPI	S	Opponent	Score
5	N	Ohio St.	67 70
7	H	Iowa	72 60
8	H	Texas	58 78
16	A	Oklahoma	82 83
20	A	Kansas	75 88
20	H	Kansas	85 95
25	H	UNI	68 61
44	H	Texas A&M	81 86

RPI	S	Opponent	Score
59	A	Colorado	82 84
59	H	Colorado	96 79
60	N	Northwestern St.	81 77
64	H	Iona	72 89
89	H	Oklahoma St.	68 52
89	N	Oklahoma St.	70 79
96	A	Nebraska	88 75
96	H	Nebraska	63 73

Team's RPI: 93

RPI	S	Opponent	Score
110	A	Kansas St.	63 66
110	H	Kansas St.	72 70
124	H	Fresno St.	77 84
136	A	Texas Tech	73 76
139	A	Missouri	82 58
139	H	Missouri	85 78
151	N	Colorado St.	87 80
167	A	Baylor	73 91
176	A	Drake	89 74
196	H	Portland St.	72 64

RPI	S	Opponent	Score
208	H	Tennessee St.	59 51
236	N	South Fla.	83 74
326	H	Howard	96 62

LAST 10 Division I GAMES:

89	N	Oklahoma St.	70 79	16	A	Oklahoma	82 83
59	A	Colorado	82 84	96	H	Nebraska	63 73
139	H	Missouri	85 78	20	A	Kansas	75 88
167	A	Baylor	73 91	110	A	Kansas St.	63 66
89	H	Oklahoma St.	68 52	59	H	Colorado	96 79

Non-Div I Games: Mountain St. Uni 101 82

Iowa St.

Loss, **Non-Conf**, **S Site**, **H Home** **A Away** **N Neutral**

Average RPI Win: 278

Average RPI Loss: 188

WON-LOST
RECORDWINNING
PCT. RANKLAST 10
GAMESSTRENGTH OF
SCHEDULEOPP. STRENGTH
OF SCHEDULETEAM
RPICONF.
RPI

DIV. I ONLY

14- 17

193

4- 6

295

316

247

31

DIV. I NON-CONF.

3- 8

260

0- 0

94

155

222

31

TOTALS

RPI 1-50

RPI 51-100

W-L RECORDS

RPI 101-200

RPI 201+

14- 17

0- 1

0- 2

OVERALL

1- 6

13- 8

9- 2

0- 0

0- 0

HOME

1- 1

8- 1

4- 13

0- 1

0- 2

AWAY

0- 3

4- 7

1- 2

0- 0

0- 0

NEUTRAL

0- 2

1- 0

3- 8

0- 1

0- 2

NON-CONFERENCE

1- 3

2- 2

2- 0

0- 0

0- 0

HOME

1- 0

1- 0

1- 7

0- 1

0- 2

AWAY

0- 2

1- 2

0- 1

0- 0

0- 0

NEUTRAL

0- 1

0- 0

11- 9

0- 0

0- 0

CONFERENCE

0- 3

11- 6

7- 2

0- 0

0- 0

HOME

0- 1

7- 1

3- 6

0- 0

0- 0

AWAY

0- 1

3- 5

1- 1

0- 0

0- 0

NEUTRAL

0- 1

1- 0

RPI 1-50

RPI	S	Opponent	Score
4	A	Memphis	70 97

RPI 51-100

RPI	S	Opponent	Score
57	A	Alabama	66 101
89	A	Oklahoma St.	53 94

RPI 101-200

RPI	S	Opponent	Score
101	A	St. Louis	53 69
130	N	Buffalo	65 71
132	A	Southern U.	65 80
132	H	Southern U.	58 70
132	N	Southern U.	59 66
143	A	Lipscomb	62 75
143	H	Lipscomb	73 64

RPI 201+

Team's RPI: 247

RPI	S	Opponent	Score
241	H	Stephen F. Austin	68 64
257	A	UTSA	78 75
258	A	Alabama A&M	62 72
258	H	Alabama A&M	84 77
272	A	Alabama St.	79 93
272	H	Alabama St.	77 64
272	N	Alabama St.	83 65
282	A	Grambling	81 87
282	H	Grambling	73 77
287	A	TCU	74 76
292	A	Ark. - Pine Bluff	62 57
292	H	Ark. - Pine Bluff	73 68
294	A	Nicholls St.	87 93
297	A	Mississippi Val.	61 51
297	H	Mississippi Val.	67 61
302	A	Alcorn St.	56 58
302	H	Alcorn St.	89 67
307	A	Texas Southern	88 90
307	H	Texas Southern	84 63
334	A	Prairie View	81 68
334	H	Prairie View	88 77

LAST 10 Division I GAMES:

132	N	Southern U.	59 66	297	H	Mississippi Val.	67 61
272	N	Alabama St.	83 65	282	A	Grambling	81 87
272	A	Alabama St.	79 93	307	A	Texas Southern	88 90
258	A	Alabama A&M	62 72	334	A	Prairie View	81 68
292	H	Ark. - Pine Bluff	73 68	132	H	Southern U.	58 70

Non-Div I Games: Shawnee St. 75 66

Jackson St.

Loss, Non-Conf, S Site, H Home A Away N Neutral

Average RPI Win:	332	WON-LOST	WINNING	LAST 10	STRENGTH OF	OPP. STRENGTH	TEAM	CONF.
Average RPI Loss:	199	RECORD	PCT. RANK	GAMES	SCHEDULE	OF SCHEDULE	RPI	RPI

DIV. I ONLY	1- 26	333	0- 10	223	323	331	27
DIV. I NON-CONF.	1- 10	318	0- 2	253	305	324	30

TOTALS	RPI 1-50	RPI 51-100	W-L RECORDS	RPI 101-200	RPI 201+
1- 26	0- 1	0- 1	OVERALL	0- 10	1- 14
1- 11	0- 0	0- 1	HOME	0- 4	1- 6
0- 15	0- 1	0- 0	AWAY	0- 6	0- 8
0- 0	0- 0	0- 0	NEUTRAL	0- 0	0- 0
1- 10	0- 1	0- 1	NON-CONFERENCE	0- 4	1- 4
1- 3	0- 0	0- 1	HOME	0- 1	1- 1
0- 7	0- 1	0- 0	AWAY	0- 3	0- 3
0- 0	0- 0	0- 0	NEUTRAL	0- 0	0- 0
0- 16	0- 0	0- 0	CONFERENCE	0- 6	0- 10
0- 8	0- 0	0- 0	HOME	0- 3	0- 5
0- 8	0- 0	0- 0	AWAY	0- 3	0- 5
0- 0	0- 0	0- 0	NEUTRAL	0- 0	0- 0

RPI 1-50				RPI 51-100				RPI 101-200				RPI 201+				Team's RPI: 331	
RPI	S	Opponent	Score	RPI	S	Opponent	Score	RPI	S	Opponent	Score	RPI	S	Opponent	Score		
15	A	Fl ori da	58 101	63	H	Fl ori da St.	48 78	115	A	Bel mont	65 83	212	A	Fl a. Atl anti c	104 107		
								115	H	Bel mont	78 91	212	H	Fl a. Atl anti c	76 85		
								121	A	Coastal Caro.	66 81	225	A	East Tenn. St.	87 98		
								143	A	Li pscomb	78 101	225	H	East Tenn. St.	73 88		
								143	H	Li pscomb	67 75	236	A	South Fla.	78 91		
								157	A	Gardner-Webb	73 77	249	A	Kennesaw St.	64 88		
								157	H	Gardner-Webb	67 72	249	H	Kennesaw St.	76 80		
								159	A	Ga. Southern	67 81	267	A	Stetson	57 69		
								159	H	Ga. Southern	79 84	267	H	Stetson	66 81		
								160	A	Georgi a Tech	67 92	293	A	Campbel l	77 91		
												293	H	Campbel l	75 87		
												305	A	Mercer	81 90		
												305	H	Mercer	90 93		
												332	A	North Fl a.	78 90		
												332	H	North Fl a.	88 71		
LAST 10 Division I GAMES:																	
212	H	Fl a. Atl anti c	76 85	249	H	Kennesaw St.	76 80										
267	H	Stetson	66 81	225	H	East Tenn. St.	73 88										
305	H	Mercer	90 93	293	A	Campbel l	77 91										
143	A	Li pscomb	78 101	157	A	Gardner-Webb	73 77										
115	A	Bel mont	65 83	332	A	North Fl a.	78 90										

Non-Div I Games:

Jacksonville

Average RPI Win: 234				WON-LOST RECORD		WINNING PCT. RANK		LAST 10 GAMES		STRENGTH OF SCHEDULE		OPP. STRENGTH OF SCHEDULE		TEAM RPI		CONF. RPI	
DIV. I ONLY				15- 13		132		7- 3		221		214		181		20	
DIV. I NON-CONF.				2- 4		229		1- 0		148		31		207		20	
TOTALS				RPI 1-50		RPI 51-100		W-L RECORDS		RPI 101-200				RPI 201+			
15- 13				0- 0		0- 4		OVERALL		5- 8				10- 1			
9- 5				0- 0		0- 1		HOME		3- 4				6- 0			
6- 6				0- 0		0- 2		AWAY		2- 3				4- 1			
0- 2				0- 0		0- 1		NEUTRAL		0- 1				0- 0			
2- 4				0- 0		0- 1		NON-CONFERENCE		1- 3				1- 0			
2- 1				0- 0		0- 0		HOME		1- 1				1- 0			
0- 2				0- 0		0- 1		AWAY		0- 1				0- 0			
0- 1				0- 0		0- 0		NEUTRAL		0- 1				0- 0			
13- 9				0- 0		0- 3		CONFERENCE		4- 5				9- 1			
7- 4				0- 0		0- 1		HOME		2- 3				5- 0			
6- 4				0- 0		0- 1		AWAY		2- 2				4- 1			
0- 1				0- 0		0- 1		NEUTRAL		0- 0				0- 0			
RPI 1-50				RPI 51-100		RPI 101-200		Team's RPI: 181		RPI 201+							
RPI	S	Opponent	Score	RPI	S	Opponent	Score	RPI	S	Opponent	Score	RPI	S	Opponent	Score		
65	A	Murray St.	72 78	107	A	Samford	62 61	208	A	Tennessee St.	80 83						
65	H	Murray St.	72 91	107	H	Samford	69 90	208	H	Tennessee St.	77 75						
65	N	Murray St.	64 69	113	N	Mississippi St.	80 104	224	A	Tenn.-Martin	93 84						
72	A	Vanderbilt	46 67	116	A	Auburn	83 87	224	H	Tenn.-Martin	85 80						
				121	H	Coastal Caro.	82 71	252	H	New Orleans	79 74						
				123	H	Delaware St.	62 73	309	A	Eastern Ill.	75 68						
				135	A	Tennessee Tech	74 68	309	H	Eastern Ill.	66 51						
				135	H	Tennessee Tech	67 79	313	A	Southeast Mo. St.	80 67						
				155	A	Austin Peay	82 95	313	H	Southeast Mo. St.	82 72						
				155	H	Austin Peay	91 86	321	A	Morehead St.	88 65						
				194	A	Eastern Ky.	78 86	321	H	Morehead St.	77 68						
				194	H	Eastern Ky.	71 72										
				194	H	Eastern Ky.	86 59										
LAST 10 Division I GAMES:				LAST 10 Division I GAMES:				LAST 10 Division I GAMES:				LAST 10 Division I GAMES:					
65	N	Murray St.	64 69	194	H	Eastern Ky.	71 72										
194	H	Eastern Ky.	86 59	321	H	Morehead St.	77 68										
313	A	Southeast Mo. St.	80 67	135	A	Tennessee Tech	74 68										
309	A	Eastern Ill.	75 68	65	A	Murray St.	72 78										
252	H	New Orleans	79 74	309	H	Eastern Ill.	66 51										

Non-Div I Games: Tenn. Temple 97 70

Jacksonville St.

Average RPI Win:	242	WON-LOST	WINNING	LAST 10	STRENGTH OF	OPP. STRENGTH	TEAM	CONF.
Average RPI Loss:	137	RECORD	PCT. RANK	GAMES	SCHEDULE	OF SCHEDULE	RPI	RPI

DIV. I ONLY	5- 23	316	2- 8	157	177	299	10
DIV. I NON-CONF.	3- 6	229	0- 1	257	325	280	12

TOTALS	RPI 1-50	RPI 51-100	W-L RECORDS	RPI 101-200	RPI 201+
5- 23	0- 5	0- 7	OVERALL	1- 3	4- 7
3- 11	0- 3	0- 3	HOME	0- 2	3- 3
1- 11	0- 2	0- 3	AWAY	0- 1	1- 4
1- 1	0- 0	0- 1	NEUTRAL	1- 0	0- 0
3- 6	0- 1	0- 0	NON-CONFERENCE	1- 2	2- 2
2- 3	0- 1	0- 0	HOME	0- 2	2- 0
0- 3	0- 0	0- 0	AWAY	0- 0	0- 2
1- 0	0- 0	0- 0	NEUTRAL	1- 0	0- 0
2- 17	0- 4	0- 7	CONFERENCE	0- 1	2- 5
1- 8	0- 2	0- 3	HOME	0- 0	1- 3
1- 8	0- 2	0- 3	AWAY	0- 1	1- 2
0- 1	0- 0	0- 1	NEUTRAL	0- 0	0- 0

RPI 1-50				RPI 51-100				RPI 101-200				RPI 201+				Team's RPI : 299	
RPI	S	Opponent	Score	RPI	S	Opponent	Score	RPI	S	Opponent	Score	RPI	S	Opponent	Score		
26	A	George Mason	68 95	69	A	Old Dominion	69 87	103	H	La Salle	58 70	201	A	Tex. A&M-Corp. Chris	52 93		
26	H	George Mason	43 65	69	H	Old Dominion	58 75	129	A	Drexel	57 68						
28	H	UNC Wilmington	46 83	81	A	Va. Commonwealth	55 71	146	H	Virginia Tech	58 77	221	A	Towson	76 68		
30	A	Hofstra	66 87	81	H	Va. Commonwealth	48 76	197	N	Yale	79 69	221	H	Towson	84 99		
36	H	Georgetown	66 73	90	A	Northeastern	55 77					235	H	Appalachian St.	81 79		
				90	H	Northeastern	83 86					237	A	Delaware	68 95		
				90	N	Northeastern	56 74					237	H	Delaware	74 64		
												244	H	Georgia St.	53 77		
												266	A	William & Mary	68 86		
												266	H	William & Mary	70 72		
												304	A	Youngstown St.	65 72		
												314	A	Longwood	73 77		
												318	H	VMI	74 61		
LAST 10 Division I GAMES:																	
				90	N	Northeastern	56 74	266	H	William & Mary	70 72						
				26	A	George Mason	68 95	221	A	Towson	76 68						
				69	H	Old Dominion	58 75	237	H	Delaware	74 64						
				314	A	Longwood	73 77	69	A	Old Dominion	69 87						
				90	A	Northeastern	55 77	244	H	Georgia St.	53 77						

K
a
n
s
a
s

Kansas				Through Games Of Sunday, March 12, 2006				
Average RPI Win: 126		WON-LOST RECORD	WINNING PCT. RANK	LAST 10 GAMES	STRENGTH OF SCHEDULE	OPP. STRENGTH OF SCHEDULE	TEAM RPI	CONF. RPI
Average RPI Loss: 53								
DIV. I ONLY		24- 7	23	8- 2	53	29	20	5
DIV. I NON-CONF.		8- 4	87	0- 1	163	43	94	8
<hr/>								
TOTALS		RPI 1-50	RPI 51-100		W-L RECORDS		RPI 101-200	RPI 201+
24- 7		4- 6	10- 0		OVERALL		5- 2	5- 0
14- 2		2- 1	3- 0		HOME		4- 1	5- 0
6- 2		1- 1	4- 0		AWAY		1- 1	0- 0
4- 4		1- 4	3- 0		NEUTRAL		0- 0	0- 0
8- 4		1- 5	1- 0		NON-CONFERENCE		1- 0	5- 0
7- 1		1- 1	0- 0		HOME		1- 0	5- 0
0- 0		0- 0	0- 0		AWAY		0- 0	0- 0
1- 4		0- 4	1- 0		NEUTRAL		0- 0	0- 0
16- 3		3- 1	9- 0		CONFERENCE		4- 2	0- 0
7- 1		1- 0	3- 0		HOME		3- 1	0- 0
6- 2		1- 1	4- 0		AWAY		1- 1	0- 0
3- 0		1- 0	2- 0		NEUTRAL		0- 0	0- 0
<hr/>								
RPI 1-50		Team's RPI: 20		RPI 51-100		RPI 101-200		RPI 201+
RPI	S Opponent	Score	RPI	S Opponent	Score	RPI	S Opponent	Score
8	A Texas	55 80	52	N Cal i forni a	69 56	110	A Kansas St.	66 52
8	N Texas	80 68	59	A Col orado	75 63	110	H Kansas St.	55 59
16	H Okl ahoma	59 58	59	H Col orado	75 54	136	H Texas Tech	86 52
19	H Nevada	70 72	89	A Okl ahoma St.	64 49	139	A Mi ssouri	86 89
23	N Ari zona	49 61	89	N Okl ahoma St.	63 62	139	H Mi ssouri	79 46
33	N Bradl ey	73 77	93	A Iowa St.	95 85	167	H Bayl or	76 61
41	H Kentucky	73 46	93	H Iowa St.	88 75	197	H Yal e	87 46
43	N St. Joseph' s	67 70	96	A Nebraska	69 48			
44	A Texas A&M	83 73	96	H Nebraska	96 54			
45	N Arkansas	64 65	96	N Nebraska	79 65			
<hr/>								
LAST 10 Div					si on I GAMES:			
33 N Bradl ey 73 77					59 H Col orado 75 54			
8 N Texas 80 68					8 A Texas 55 80			
96 N Nebraska 79 65					167 H Bayl or 76 61			
89 N Okl ahoma St. 63 62					139 H Mi ssouri 79 46			
110 A Kansas St. 66 52					89 A Okl ahoma St. 64 49			

K
a
n
s
a
s

Non-Di v I Games: Chami nade 102 54

Kansas

Average RPI Win: 152
Average RPI Loss: 96

WON-LOST
RECORD

WINNING
PCT. RANK

LAST 10
GAMES

STRENGTH OF
SCHEDULE

OPP. STRENGTH
OF SCHEDULE

TEAM
RPI

CONF.
RPI

DIV. I ONLY
DIV. I NON-CONF.

15- 13
9- 2

132
31

3- 7
0- 0

51
92

96
329

110
47

5
8

TOTALS

RPI 1-50

RPI 51-100

W-L RECORDS

RPI 101-200

RPI 201+

15- 13

2- 3

3- 4

OVERALL

5- 6

5- 0

13- 4

1- 2

2- 2

HOME

5- 0

5- 0

2- 8

1- 1

1- 2

AWAY

0- 5

0- 0

0- 1

0- 0

0- 0

NEUTRAL

0- 1

0- 0

9- 2

0- 0

0- 0

NON-CONFERENCE

4- 2

5- 0

9- 0

0- 0

0- 0

HOME

4- 0

5- 0

0- 2

0- 0

0- 0

AWAY

0- 2

0- 0

0- 0

0- 0

0- 0

NEUTRAL

0- 0

0- 0

6- 11

2- 3

3- 4

CONFERENCE

1- 4

0- 0

4- 4

1- 2

2- 2

HOME

1- 0

0- 0

2- 6

1- 1

1- 2

AWAY

0- 3

0- 0

0- 1

0- 0

0- 0

NEUTRAL

0- 1

0- 0

RPI 1-50

RPI 51-100

RPI 101-200 Team's RPI: 110

RPI 201+

RPI S Opponent

Score

RPI S Opponent

Score

RPI S Opponent

Score

RPI S Opponent

Score

8 H Texas 64 65
16 A Okl ahoma 70 71
20 A Kansas 59 55
20 H Kansas 52 66
44 H Texas A&M 58 54

59 A Col orado 75 79
59 H Col orado 72 60
89 H Okl ahoma St. 61 63
93 A Iowa St. 70 72
93 H Iowa St. 66 63
96 A Nebraska 66 64
96 H Nebraska 42 57

115 H Bel mont 66 62
120 H New Mexico 68 56
127 A Northern Ill. 70 75
136 A Texas Tech 56 70
136 N Texas Tech 65 73
139 A Mi ssouri 71 74
139 H Mi ssouri 79 64
151 H Col orado St. 71 67
159 H Ga. Southern 83 58
166 A Washington St. 57 58
167 A Bayl or 70 72

223 H North Dakota St. 82 56
234 H Cal St. Fullerton 84 59
241 H Stephen F. Austin 71 54
275 H Bethune-Cookman 74 61
314 H Longwood 89 60

LAST 10 Div sion I GAMES:

136 N Texas Tech 65 73
20 H Kansas 52 66
96 A Nebraska 66 64
16 A Okl ahoma 70 71
8 H Texas 64 65
59 H Col orado 72 60
136 A Texas Tech 56 70
139 A Mi ssouri 71 74
93 H Iowa St. 66 63
89 H Okl ahoma St. 61 63

Non-Di v I Games:

Kansas St.

Loss, Non-Conf, S Site, H Home A Away N Neutral

Average RPI Win: 245		WON-LOST	WINNING	LAST 10	STRENGTH OF	OPP. STRENGTH	TEAM	CONF.
Average RPI Loss: 202		RECORD	PCT. RANK	GAMES	SCHEDULE	OF SCHEDULE	RPI	RPI
DIV. I ONLY	11- 15	223	1- 9	249	330	249	32	
DIV. I NON-CONF.	10- 14	201	1- 8	182	331	225	32	
TOTALS	RPI 1-50	RPI 51-100	W-L RECORDS	RPI 101-200	RPI 201+			
11- 15	0- 1	0- 0	OVERALL	4- 5	7- 9			
5- 5	0- 0	0- 0	HOME	2- 1	3- 4			
5- 8	0- 1	0- 0	AWAY	1- 3	4- 4			
1- 2	0- 0	0- 0	NEUTRAL	1- 1	0- 1			
10- 14	0- 1	0- 0	NON-CONFERENCE	4- 5	6- 8			
4- 5	0- 0	0- 0	HOME	2- 1	2- 4			
5- 7	0- 1	0- 0	AWAY	1- 3	4- 3			
1- 2	0- 0	0- 0	NEUTRAL	1- 1	0- 1			
1- 1	0- 0	0- 0	CONFERENCE	0- 0	1- 1			
1- 0	0- 0	0- 0	HOME	0- 0	1- 0			
0- 1	0- 0	0- 0	AWAY	0- 0	0- 1			
0- 0	0- 0	0- 0	NEUTRAL	0- 0	0- 0			
RPI S Opponent Score	RPI S Opponent Score	RPI S Opponent Score	RPI S Opponent Score	RPI S Opponent Score	RPI S Opponent Score	Team's RPI: 249		
37 A George Washi ngton 42 87				101 A St. Loui s 60 74	212 A Fla. Atlantic 62 81			
				115 A Bel mont 64 83	212 H Fla. Atlantic 67 73			
				115 H Bel mont 91 87	220 A Furman 76 83			
				143 A Li pscomb 48 77	225 A East Tenn. St. 74 110			
				143 H Li pscomb 67 66	225 H East Tenn. St. 78 72			
				157 A Gardner-Webb 74 68	231 N Marshall 74 77			
				157 H Gardner-Webb 58 84	267 A Stetson 73 57			
				173 N Denver 66 80	267 H Stetson 68 80			
				192 N Lamar 79 60	293 A Campbel l 81 77			
					293 H Campbel l 78 86			
					305 A Mercer 63 57			
					305 H Mercer 70 77			
					331 A Jacksonvi lle 80 76			
					331 H Jacksonvi lle 88 64			
					332 A North Fla. 68 72			
					332 H North Fla. 78 76			
LAST 10 Div sion I GAMES:				143 A Li pscomb 48 77	331 A Jacksonvi lle 80 76			
				115 A Bel mont 64 83	332 A North Fla. 68 72			
				212 A Fla. Atlantic 62 81	267 H Stetson 68 80			
				293 H Campbel l 78 86	305 H Mercer 70 77			
				157 H Gardner-Webb 58 84	225 A East Tenn. St. 74 110			

Non-Di v I Games: Al as. Fai rbanks 65 78 Clark Atlanta 76 54 St. Paul ' s 71 73 Kennesaw St.

Loss, Non-Conf, S Site, H Home A Away N Neutral

Average RPI Win: 175

Average RPI Loss: 95

WON-LOST
RECORDWINNING
PCT. RANKLAST 10
GAMESSTRENGTH OF
SCHEDULEOPP. STRENGTH
OF SCHEDULETEAM
RPICONF.
RPI

DIV. I ONLY

24- 8

32

8- 2

97

169

48

16

DIV. I NON-CONF.

6- 5

139

1- 1

199

142

152

17

TOTALS

RPI 1-50

RPI 51-100

W-L RECORDS

RPI 101-200

RPI 201+

24- 8

0- 3

7- 2

OVERALL

9- 3

8- 1

12- 2

0- 0

4- 0

HOME

5- 1

3- 1

8- 5

0- 2

2- 1

AWAY

2- 2

4- 0

4- 2

0- 1

1- 1

NEUTRAL

2- 0

1- 0

6- 5

0- 3

1- 1

NON-CONFERENCE

1- 2

4- 0

4- 1

0- 0

1- 0

HOME

1- 1

2- 0

1- 3

0- 2

0- 0

AWAY

0- 1

1- 0

1- 2

0- 1

0- 1

NEUTRAL

0- 0

1- 0

18- 3

0- 0

6- 1

CONFERENCE

8- 1

4- 1

8- 1

0- 0

3- 0

HOME

4- 0

1- 1

7- 2

0- 0

2- 1

AWAY

2- 1

3- 0

3- 0

0- 0

1- 0

NEUTRAL

2- 0

0- 0

RPI 1-50

Team's RPI: 48

RPI 51-100

RPI 101-200

RPI 201+

RPI S Opponent

Score

RPI S Opponent

Score

RPI S Opponent

Score

RPI S Opponent

Score

11 N Pittsburgh 64 **79**
 17 A Syracuse 66 **78**
 29 A Southern Ill. 51 **58**

70 A Akron 67 **75**
 70 H Akron 63 57
 75 N Rutgers 52 **55**
 82 H Butler 80 76
 84 A Miami (Ohio) 53 46
 84 H Miami (Ohio) 70 63
 99 A Ohio 73 60
 99 H Ohio 78 58
 99 N Ohio 72 59

122 A St. Mary's (Cal.) 59 **61**
 123 H Delaware St. 56 **65**
 127 A Northern Ill. 72 61
 127 H Northern Ill. 67 55
 130 A Buffalo 111 107
 130 H Buffalo 70 52
 130 N Buffalo 76 67
 148 A Toledo 44 **60**
 148 H Toledo 76 68
 148 N Toledo 71 66
 155 H Austin Peay 94 67
 195 H Western Mich. 77 62

245 H Cleveland St. 83 68
 254 H Ball St. 84 71
 256 A Bowling Green 82 66
 256 H Bowling Green 74 **79**
 291 H IPFW 86 61
 304 A Youngstown St. 77 69
 306 A Eastern Mich. 74 64
 315 A Central Mich. 66 60
 330 N Tex. -Pan American 82 70

LAST 10 Division I GAMES:

11 N Pittsburgh 64 **79**
 148 N Toledo 71 66
 99 N Ohio 72 59
 130 N Buffalo 76 67
 70 A Akron 67 **75**
 99 H Ohio 78 58
 84 H Miami (Ohio) 70 63
 256 A Bowling Green 82 66
 82 H Butler 80 76
 130 A Buffalo 111 107

Non-Div I Games: Concordia (Cal.) 88 76

Kent St.

Average RPI Win: 119

Average RPI Loss: 30

WON-LOST
RECORDWINNING
PCT. RANKLAST 10
GAMESSTRENGTH OF
SCHEDULEOPP. STRENGTH
OF SCHEDULETEAM
RPICONF.
RPI

DIV. I ONLY

21- 12

79

6- 4

21

7

41

4

DIV. I NON-CONF.

10- 4

80

1- 1

46

29

32

3

TOTALS

RPI 1-50

RPI 51-100

W-L RECORDS

RPI 101-200

RPI 201+

21- 12

4- 9

6- 4

OVERALL

9- 0

3- 0

10- 5

1- 3

2- 2

HOME

5- 0

2- 0

6- 4

1- 3

1- 1

AWAY

3- 0

1- 0

6- 4

2- 3

3- 1

NEUTRAL

1- 0

0- 0

10- 4

2- 5

3- 0

NON-CONFERENCE

3- 0

3- 0

6- 1

0- 1

1- 0

HOME

3- 0

2- 0

1- 1

0- 1

0- 0

AWAY

0- 0

1- 0

4- 3

2- 3

2- 0

NEUTRAL

0- 0

0- 0

11- 8

2- 4

3- 4

CONFERENCE

6- 0

0- 0

4- 4

1- 2

1- 2

HOME

2- 0

0- 0

5- 3

1- 2

1- 1

AWAY

3- 0

0- 0

2- 1

0- 0

1- 1

NEUTRAL

1- 0

0- 0

RPI 1-50

Team's RPI: 41

RPI	S	Opponent	Score
3	N	Connecticut	83 87
6	A	Tennessee	80 78
6	H	Tennessee	67 75
7	N	Iowa	63 67
12	H	North Carolina	79 83
13	A	LSU	67 71
15	A	Florida	80 95
15	H	Florida	64 79
20	A	Kansas	46 73
32	N	UAB	69 64
34	N	Indiana	53 79
38	N	West Virginia	80 66
45	H	Arkansas	78 76

RPI 51-100

RPI	S	Opponent	Score
57	H	Alabama	64 68
57	N	Alabama	68 61
62	A	South Carolina	79 66
62	H	South Carolina	80 78
62	N	South Carolina	61 65
64	N	Iona	73 67
71	H	Louisville	73 61
72	A	Vanderbilt	81 84
72	H	Vanderbilt	52 57
99	N	Ohio	71 63

RPI 101-200

RPI	S	Opponent	Score
109	A	Georgia	69 55
109	H	Georgia	68 61
113	A	Mississippi St.	81 66
116	A	Auburn	71 62
143	H	Lipscomb	67 49
156	H	Mississippi	80 40
156	N	Mississippi	71 57
164	H	High Point	75 55
190	H	UCF	59 57

RPI 201+

RPI	S	Opponent	Score
244	A	Georgia St.	73 46
276	H	South Dakota St.	71 54
316	H	Liberty	81 51

LAST 10 Division I GAMES:

3	N	Connecticut	83 87
32	N	UAB	69 64
62	N	South Carolina	61 65
57	N	Alabama	68 61
156	N	Mississippi	71 57
15	H	Florida	64 79
6	A	Tennessee	80 78
13	A	LSU	67 71
156	H	Mississippi	80 40
62	A	South Carolina	79 66

Non-Div I Games:

Kentucky

■ Loss,
 ■ Non-Conf,
 ■ S Site,
 ■ H Home
 ■ A Away
 N Neutral

Average RPI Win:	103	WON-LOST	WINNING	LAST 10	STRENGTH OF	OPP. STRENGTH	TEAM	CONF.
Average RPI Loss:	25	RECORD	PCT. RANK	GAMES	SCHEDULE	OF SCHEDULE	RPI	RPI

DIV. I ONLY	22- 8	36	8- 2	14	18	13	4
DIV. I NON-CONF.	7- 5	118	4- 1	34	39	67	3

TOTALS	RPI 1-50	RPI 51-100	W-L RECORDS	RPI 101-200	RPI 201+
22- 8	8- 7	5- 2	OVERALL	9- 0	4- 0
14- 2	3- 1	1- 1	HOME	6- 0	4- 0
8- 4	2- 3	3- 1	AWAY	3- 0	0- 0
4- 3	3- 3	1- 0	NEUTRAL	0- 0	0- 0
7- 5	4- 5	1- 1	NON-CONFERENCE	2- 0	4- 0
6- 2	0- 1	0- 1	HOME	2- 0	4- 0
1- 2	1- 2	0- 0	AWAY	0- 0	0- 0
4- 2	3- 2	1- 0	NEUTRAL	0- 0	0- 0
15- 3	4- 2	4- 1	CONFERENCE	7- 0	0- 0
8- 0	3- 0	1- 0	HOME	4- 0	0- 0
7- 2	1- 1	3- 1	AWAY	3- 0	0- 0
0- 1	0- 1	0- 0	NEUTRAL	0- 0	0- 0

RPI S	Opponent	Score
1 N	Duke	62 54
3 A	Connecticut	66 67
5 A	Ohio St.	76 78
6 H	Tennessee	88 74
8 N	Texas	70 60
10 N	UCLA	45 59
15 A	Florida	62 71
15 N	Florida	65 81
25 H	UNI	50 54
38 A	West Virginia	71 68
40 N	Cincinnati	72 75
41 H	Kentucky	71 67
44 N	Texas A&M	58 57
45 A	Arkansas	63 58
45 H	Arkansas	78 77

RPI S	Opponent	Score
54 H	Houston	83 84
57 A	Alabama	62 67
57 H	Alabama	68 57
62 A	South Carolina	64 61
64 N	Iona	80 64
72 A	Vanderbilt	77 66
72 A	Vanderbilt	92 73

RPI S	Opponent	Score
109 H	Georgia	81 52
113 A	Mississippi St.	71 57
113 H	Mississippi St.	72 59
116 A	Auburn	65 61
116 H	Auburn	84 69
132 H	Southern U.	84 56
140 H	La.-Lafayette	81 62
156 A	Mississippi	79 73
156 H	Mississippi	55 52

RPI S	Opponent	Score
204 H	McNeese St.	90 70
217 H	Tulane	75 58
252 H	New Orleans	94 53
294 H	Nicholls St.	104 57

LAST 10 Division I GAMES:

10 N	UCLA	45 59	15 N	Florida	65 81
8 N	Texas	70 60	72 A	Vanderbilt	92 73
1 N	Duke	62 54	156 H	Mississippi	55 52
44 N	Texas A&M	58 57	62 A	South Carolina	64 61
64 N	Iona	80 64	41 H	Kentucky	71 67

Non-Div I Games: Ark.-Monticello 75 48

LSU

Average RPI Win: 207
Average RPI Loss: 81

WON-LOST
RECORD

WINNING
PCT. RANK

LAST 10
GAMES

STRENGTH OF
SCHEDULE

OPP. STRENGTH
OF SCHEDULE

TEAM
RPI

CONF.
RPI

DIV. I ONLY	18- 10	74	7- 3	183	106	103	11
DIV. I NON-CONF.	8- 3	73	0- 0	189	190	93	9

TOTALS	RPI 1-50	RPI 51-100	W-L RECORDS	RPI 101-200	RPI 201+
18- 10	0- 4	2- 2	OVERALL	6- 4	10- 0
10- 3	0- 1	1- 0	HOME	3- 2	6- 0
7- 6	0- 3	1- 2	AWAY	2- 1	4- 0
1- 1	0- 0	0- 0	NEUTRAL	1- 1	0- 0
8- 3	0- 2	0- 1	NON-CONFERENCE	2- 0	6- 0
4- 1	0- 1	0- 0	HOME	0- 0	4- 0
3- 2	0- 1	0- 1	AWAY	1- 0	2- 0
1- 0	0- 0	0- 0	NEUTRAL	1- 0	0- 0
10- 7	0- 2	2- 1	CONFERENCE	4- 4	4- 0
6- 2	0- 0	1- 0	HOME	3- 2	2- 0
4- 4	0- 2	1- 1	AWAY	1- 1	2- 0
0- 1	0- 0	0- 0	NEUTRAL	0- 1	0- 0

RPI	S	Opponent	Score
2	A	Villanova	57 98
30	H	Hofstra	70 71
37	A	George Washington	65 77
43	A	St. Joseph's	54 66

RPI	S	Opponent	Score
74	A	Temple	52 68
74	H	Temple	62 56
80	A	Xavier	79 70
98	A	Penn	65 73

RPI	S	Opponent	Score
101	H	St. Louis	62 52
104	H	Charlotte	52 64
126	A	Massachusetts	65 44
126	H	Massachusetts	68 61
129	N	Drexel	62 50
134	A	Fordham	74 83
134	N	Fordham	62 64
152	H	Rhode Island	68 71
165	A	Central Conn. St.	107 106
183	H	Dayton	74 71

RPI	S	Opponent	Score
205	A	Richmond	67 56
206	H	American	75 63
230	H	Mt. St. Mary's	73 51
277	H	Florida Int'l	70 61
290	H	St. Bonaventure	74 62
295	A	UMBC	70 55
299	A	James Madison	70 58
308	A	Duquesne	75 66
308	H	Duquesne	84 61
323	H	St. Francis (Pa.)	85 55

LAST 10 Division I GAMES:

134	N	Fordham	62 64	290	H	St. Bonaventure	74 62
101	H	St. Louis	62 52	80	A	Xavier	79 70
134	A	Fordham	74 83	126	A	Massachusetts	65 44
37	A	George Washington	65 77	74	H	Temple	62 56
183	H	Dayton	74 71	308	A	Duquesne	75 66

Non-Div I Games:

La Salle

Loss, Non-Conf, S Site, H Home A Away N Neutral

Average RPI Win: 194
Average RPI Loss: 119

WON-LOST
RECORD

WINNING
PCT. RANK

LAST 10
GAMES

STRENGTH OF
SCHEDULE

OPP. STRENGTH
OF SCHEDULE

TEAM
RPI

CONF.
RPI

DIV. I ONLY	13- 16	194	8- 2	91	162	140	18
DIV. I NON-CONF.	5- 7	201	1- 0	31	58	119	16

TOTALS	RPI 1-50	RPI 51-100	W-L RECORDS	RPI 101-200	RPI 201+
13- 16	0- 4	2- 4	OVERALL	3- 4	8- 4
8- 3	0- 0	0- 1	HOME	3- 1	5- 1
4- 12	0- 4	2- 2	AWAY	0- 3	2- 3
1- 1	0- 0	0- 1	NEUTRAL	0- 0	1- 0
5- 7	0- 4	1- 1	NON-CONFERENCE	1- 1	3- 1
4- 1	0- 0	0- 0	HOME	1- 1	3- 0
1- 6	0- 4	1- 1	AWAY	0- 0	0- 1
0- 0	0- 0	0- 0	NEUTRAL	0- 0	0- 0
8- 9	0- 0	1- 3	CONFERENCE	2- 3	5- 3
4- 2	0- 0	0- 1	HOME	2- 0	2- 1
3- 6	0- 0	1- 1	AWAY	0- 3	2- 2
1- 1	0- 0	0- 1	NEUTRAL	0- 0	1- 0

RPI	S	Opponent	Score
6	A	Tennessee	76 83
13	A	LSU	62 81
19	A	Nevada	58 65
29	A	Southern Ill.	47 65

RPI	S	Opponent	Score
55	A	Western Ky.	81 94
55	N	Western Ky.	72 80
66	A	South Ala.	59 53
66	H	South Ala.	51 61
68	A	Louisiana Tech	78 85
76	A	UTEP	65 59

RPI	S	Opponent	Score
104	H	Charlotte	62 67
114	A	Middle Tenn.	59 73
131	H	Oral Roberts	95 74
173	A	Denver	63 75
173	H	Denver	49 38
200	A	North Texas	79 86
200	H	North Texas	77 58

RPI	S	Opponent	Score
204	H	McNeese St.	89 77
216	A	Ark.-Little Rock	69 59
229	H	Arkansas St.	71 65
241	A	Troy	73 75
241	H	Troy	50 73
241	H	Stephen F. Austin	66 63
241	N	Troy	62 59
244	A	Georgia St.	61 76
244	H	Georgia St.	76 70
252	A	New Orleans	76 69
252	H	New Orleans	60 53
277	A	Florida Int'l	50 55

LAST 10 Division I GAMES:

55	N	Western Ky.	72 80	252	A	New Orleans	76 69
241	N	Troy	62 59	241	A	Troy	73 75
216	A	Ark.-Little Rock	69 59	66	A	South Ala.	59 53
229	H	Arkansas St.	71 65	173	H	Denver	49 38
241	H	Stephen F. Austin	66 63	200	H	North Texas	77 58

Non-Div I Games:

La. -Lafayette

Loss, Non-Conf, S Site, H Home A Away N Neutral

Average RPI Win:	263	WON-LOST	WINNING	LAST 10	STRENGTH OF	OPP. STRENGTH	TEAM	CONF.
Average RPI Loss:	135	RECORD	PCT. RANK	GAMES	SCHEDULE	OF SCHEDULE	RPI	RPI

DIV. I ONLY	7- 18	291	3- 7	130	236	259	22
DIV. I NON-CONF.	1- 8	307	0- 0	9	93	204	21

TOTALS	RPI 1-50	RPI 51-100	W-L RECORDS	RPI 101-200	RPI 201+
7- 18	0- 2	0- 5	OVERALL	1- 7	6- 4
5- 5	0- 0	0- 2	HOME	1- 1	4- 2
2- 12	0- 2	0- 3	AWAY	0- 5	2- 2
0- 1	0- 0	0- 0	NEUTRAL	0- 1	0- 0
1- 8	0- 2	0- 3	NON-CONFERENCE	0- 3	1- 0
1- 1	0- 0	0- 1	HOME	0- 0	1- 0
0- 6	0- 2	0- 2	AWAY	0- 2	0- 0
0- 1	0- 0	0- 0	NEUTRAL	0- 1	0- 0
6- 10	0- 0	0- 2	CONFERENCE	1- 4	5- 4
4- 4	0- 0	0- 1	HOME	1- 1	3- 2
2- 6	0- 0	0- 1	AWAY	0- 3	2- 2
0- 0	0- 0	0- 0	NEUTRAL	0- 0	0- 0

RPI S	Opponent	Score
8	A Texas	55 90
38	A West Virginia	69 88

RPI S	Opponent	Score
60	A Northwestern St.	65 81
60	H Northwestern St.	68 81
63	A Florida St.	62 85
66	A South Ala.	64 83
66	H South Ala.	71 81

RPI S	Opponent	Score
112	A Sam Houston St.	51 74
139	A Missouri	44 73
145	N Fairleigh Dickinson	58 74
156	A Mississippi	43 59
189	A Southeastern La.	40 42
192	A Lamar	53 79
192	H Lamar	83 89
198	H Texas-Arlington	80 66

RPI S	Opponent	Score
204	A McNeese St.	74 67
204	H McNeese St.	38 62
241	A Stephen F. Austin	57 73
241	H Stephen F. Austin	59 63
257	A UTSA	56 69
257	H UTSA	77 68
268	H Southern Methodist	71 64
294	A Nicholls St.	74 59
294	H Nicholls St.	78 59
328	H Texas St.	80 75

LAST 10 Division I GAMES:

241	A Stephen F. Austin	57 73	60	A Northwestern St.	65 81
192	H Lamar	83 89	241	H Stephen F. Austin	59 63
204	H McNeese St.	38 62	198	H Texas-Arlington	80 66
294	A Nicholls St.	74 59	112	A Sam Houston St.	51 74
189	A Southeastern La.	40 42	257	H UTSA	77 68

La.-Monroe

La.-Monroe

Non-Div I Games: Louisiana Col. 92 59 Belhaven 77 55 William Carey 82 65

La. -Monroe

Loss, Non-Conf, S Site, H Home A Away N Neutral

Average RPI Win:

269

WON-LOST

WINNING

LAST 10

STRENGTH OF

OPP. STRENGTH

TEAM

CONF.

Average RPI Loss:

142

RECORD

PCT. RANK

GAMES

SCHEDULE

OF SCHEDULE

RPI

RPI

DIV. I ONLY

9- 17

260

3- 7

222

219

261

21

DIV. I NON-CONF.

4- 7

217

0- 0

140

194

202

19

TOTALS

RPI 1-50

RPI 51-100

W-L RECORDS

RPI 101-200

RPI 201+

9- 17

0- 3

0- 2

OVERALL

1- 7

8- 5

5- 6

0- 1

0- 0

HOME

0- 4

5- 1

4- 10

0- 2

0- 2

AWAY

1- 3

3- 3

0- 1

0- 0

0- 0

NEUTRAL

0- 0

0- 1

4- 7

0- 1

0- 2

NON-CONFERENCE

1- 3

3- 1

2- 2

0- 0

0- 0

HOME

0- 2

2- 0

2- 5

0- 1

0- 2

AWAY

1- 1

1- 1

0- 0

0- 0

0- 0

NEUTRAL

0- 0

0- 0

5- 10

0- 2

0- 0

CONFERENCE

0- 4

5- 4

3- 4

0- 1

0- 0

HOME

0- 2

3- 1

2- 5

0- 1

0- 0

AWAY

0- 2

2- 2

0- 1

0- 0

0- 0

NEUTRAL

0- 0

0- 1

RPI 1-50

RPI S Opponent

Score

RPI 51-100

RPI S Opponent

Score

RPI 101-200

RPI S Opponent







Score





RPI 201+
















RPI S Opponent


















Team's RPI: 261

Score

















42  Bucknel l 32 
 42  Bucknel l 49 
 43  St. Joseph' s 47 

95  Notre Dame 66 
 98  Penn 73 

105  Mari st 84 
 111  Hol y Cross 57 
 111  Hol y Cross 61 
 128  St. Peter' s 76 
 134  Fordham 52 
 150  Lehi gh 64 
 150  Lehi gh 58 
 199  Pri nceton 57 46

206  Ameri can 56 
 206  Ameri can 67 
 206 N Ameri can 62 
 207  Cornel l 57 43
 230  Mt. St. Mary' s 76 63
 271  St. Francis (N. Y.) 89 81
 286  Col gate 63 55
 286  Col gate 85 74
 289  Col umbi a 67 
 298  Navy 69 
 298  Navy 80 67
 322  Army 82 61
 322  Army 73 64

LAST 10 Division I GAMES:

206 N Ameri can 62 
 206  Ameri can 67 
 322  Army 73 64
 150  Lehi gh 64 
 42  Bucknel l 49 
 298  Navy 69 
 286  Col gate 63 55
 111  Hol y Cross 61 
 206  Ameri can 56 
 322  Army 82 61





Non-Di v I Games: Dickinson

72 52

Al verni a

86 80

Lafayette

 Loss,  Non-Conf, S Site,  Home  Away N Neutral

Average RPI Win: 261
Average RPI Loss: 145

WON-LOST
RECORD

WINNING
PCT. RANK

LAST 10
GAMES

STRENGTH OF
SCHEDULE

OPP. STRENGTH
OF SCHEDULE

TEAM
RPI

CONF.
RPI

DIV. I ONLY 14- 13 147 5- 5
DIV. I NON-CONF. 4- 5 187 0- 0

273 252 192 22
179 206 181 21

TOTALS RPI 1-50

RPI 51-100

W-L RECORDS

RPI 101-200

RPI 201+

14- 13 0- 2

0- 3

OVERALL

2- 3

12- 5

6- 4 0- 0

0- 0

HOME

1- 2

5- 2

7- 6 0- 2

0- 2

AWAY

1- 1

6- 1

1- 3 0- 0

0- 1

NEUTRAL

0- 0

1- 2

4- 5 0- 2

0- 1

NON-CONFERENCE

0- 0

4- 2

2- 0 0- 0

0- 0

HOME

0- 0

2- 0

1- 2 0- 2

0- 0

AWAY

0- 0

1- 0

1- 3 0- 0

0- 1

NEUTRAL

0- 0

1- 2

10- 8 0- 0

0- 2

CONFERENCE

2- 3

8- 3

4- 4 0- 0

0- 0

HOME

1- 2

3- 2

6- 4 0- 0

0- 2

AWAY

1- 1

5- 1

0- 0 0- 0

0- 0

NEUTRAL

0- 0

0- 0

RPI	S	Opponent	Score
4	A	Memphis	83 108
50	A	Air Force	50 73

RPI	S	Opponent	Score
60	A	Northwestern St.	67 80
60	A	Northwestern St.	66 80
67	N	Brigham Young	74 97

RPI	S	Opponent	Score
112	H	Sam Houston St.	82 85
189	A	Southeastern La.	68 65
189	H	Southeastern La.	79 89
198	A	Texas-Arlington	73 75
198	H	Texas-Arlington	93 89

RPI	S	Opponent	Score
203	H	Tulsa	86 78
204	A	McNeese St.	72 76
204	H	McNeese St.	78 83
229	A	Arkansas St.	91 81
240	N	Montana St.	92 82
241	A	Stephen F. Austin	70 65
241	H	Stephen F. Austin	54 72
246	N	Southern Miss.	76 79
249	N	Kennesaw St.	60 79
257	A	UTSA	77 70
259	A	La. -Monroe	89 83
259	H	La. -Monroe	79 53
294	A	Nicholls St.	89 81
294	H	Nicholls St.	103 87
328	A	Texas St.	83 58
328	H	Texas St.	83 71
334	H	Prairie View	99 58

LAST 10 Division I GAMES:

60	A	Northwestern St.	66 80
189	A	Southeastern La.	68 65
189	H	Southeastern La.	79 89
294	H	Nicholls St.	103 87
259	A	La. -Monroe	89 83

60	A	Northwestern St.	67 80
198	A	Texas-Arlington	73 75
112	H	Sam Houston St.	82 85
257	A	UTSA	77 70
328	H	Texas St.	83 71

Non-Div I Games: Del ta St. 73 82 Loui si ana Col . 97 68 Okl ahoma Ci ty 89 71 St. Gregory' sLamar 112 60

Loss, Non-Conf, S Site, H Home A Away N Neutral

Average RPI Win: 254
Average RPI Loss: 118

WON-LOST
RECORD

WINNING
PCT. RANK

LAST 10
GAMES

STRENGTH OF
SCHEDULE

OPP. STRENGTH
OF SCHEDULE

TEAM
RPI

CONF.
RPI

DIV. I ONLY	17- 12	107	7- 3	215	218	150	21
DIV. I NON-CONF.	5- 8	212	0- 0	171	202	210	19

TOTALS	RPI 1-50	RPI 51-100	W-L RECORDS	RPI 101-200	RPI 201+
17- 12	0- 4	0- 1	OVERALL	2- 4	15- 3
9- 3	0- 1	0- 0	HOME	2- 1	7- 1
6- 7	0- 3	0- 0	AWAY	0- 2	6- 2
2- 2	0- 0	0- 1	NEUTRAL	0- 1	2- 0
5- 8	0- 2	0- 1	NON-CONFERENCE	1- 2	4- 3
3- 2	0- 0	0- 0	HOME	1- 1	2- 1
1- 4	0- 2	0- 0	AWAY	0- 0	1- 2
1- 2	0- 0	0- 1	NEUTRAL	0- 1	1- 0
12- 4	0- 2	0- 0	CONFERENCE	1- 2	11- 0
6- 1	0- 1	0- 0	HOME	1- 0	5- 0
5- 3	0- 1	0- 0	AWAY	0- 2	5- 0
1- 0	0- 0	0- 0	NEUTRAL	0- 0	1- 0

RPI	S	Opponent	Score
2	A	Villanova	47 84
35	A	Washington	37 54
42	A	Bucknell I	70 81
42	H	Bucknell I	54 59

RPI	S	Opponent	Score
82	N	Butler	41 66

RPI	S	Opponent	Score
102	N	Northwestern	59 61
111	A	Holy Cross	54 68
111	A	Holy Cross	66 73
111	H	Holy Cross	64 63
144	H	Monmouth	71 57
199	H	Princeton	54 64

RPI	S	Opponent	Score
206	A	American	70 59
206	H	American	65 58
207	A	Cornell	53 57
214	H	Harvard	67 56
215	N	Coppin St.	65 64
221	H	Towson	66 69
261	A	Lafayette	76 58
261	H	Lafayette	82 64
262	A	Sacred Heart	55 66
286	A	Colgate	53 45
286	H	Colgate	67 58
286	N	Colgate	48 44
289	A	Columbia	65 57
298	A	Navy	74 49
298	H	Navy	65 58
310	H	Stony Brook	58 54
322	A	Army	69 44
322	H	Army	63 60

LAST 10 Division I GAMES:

111	A	Holy Cross	66 73	286	H	Colgate	67 58
286	N	Colgate	48 44	322	A	Army	69 44
111	A	Holy Cross	54 68	298	A	Navy	74 49
42	A	Bucknell I	70 81	206	H	American	65 58
261	H	Lafayette	82 64	111	H	Holy Cross	64 63

Non-Div I Games: Muhl enberg

80 70

Eastern

67 48

Lehigh

Loss, Non-Conf, S Site, H Home A Away N Neutral

Average RPI Win: 217
Average RPI Loss: 168

WON-LOST
RECORD

WINNING
PCT. RANK

LAST 10
GAMES

STRENGTH OF
SCHEDULE

OPP. STRENGTH
OF SCHEDULE

TEAM
RPI

CONF.
RPI

DIV. I ONLY

4- 23

319

3- 7

189

256

316

19

DIV. I NON-CONF.

1- 9

312

1- 0

181

236

307

24

TOTALS

RPI 1-50

RPI 51-100

W-L RECORDS

RPI 101-200

RPI 201+

4- 23

0- 1

1- 3

OVERALL

1- 11

2- 8

4- 7

0- 0

1- 0

HOME

1- 5

2- 2

0- 14

0- 1

0- 3

AWAY

0- 5

0- 5

0- 2

0- 0

0- 0

NEUTRAL

0- 1

0- 1

1- 9

0- 1

0- 1

NON-CONFERENCE

0- 4

1- 3

1- 2

0- 0

0- 0

HOME

0- 2

1- 0

0- 5

0- 1

0- 1

AWAY

0- 1

0- 2

0- 2

0- 0

0- 0

NEUTRAL

0- 1

0- 1

3- 14

0- 0

1- 2

CONFERENCE

1- 7

1- 5

3- 5

0- 0

1- 0

HOME

1- 3

1- 2

0- 9

0- 0

0- 2

AWAY

0- 4

0- 3

0- 0

0- 0

0- 0

NEUTRAL

0- 0

0- 0

RPI 1-50

RPI S Opponent Score
41 A Kentucky 51 81

RPI 51-100

RPI S Opponent Score
73 A Winthrop 47 67
73 A Winthrop 52 93
73 H Winthrop 78 71
79 A Virginia 44 79

RPI 101-200

RPI S Opponent Score
105 H Mari st 69 83
113 N Mi ssi ssi ppi St. 67 78
121 A Coastal Caro. 60 72
121 H Coastal Caro. 61 78
130 H Buffal o 53 66
143 A Li pscomb 62 78
161 A Bi rmi ngham-So. 56 68
161 H Bi rmi ngham-So. 51 61
164 A Hi gh Poi nt 49 78
164 H Hi gh Poi nt 83 80
193 A Radford 54 69
193 H Radford 50 60

RPI 201+

Team's RPI: 316

RPI S Opponent Score
204 A McNeese St. 72 85
226 A Charleston So. 71 73
226 H Charleston So. 45 61
230 N Mt. St. Mary's 59 63
239 A UNC Asheville 65 77
239 H UNC Asheville 81 83
314 A Longwood 75 88
314 H Longwood 75 66
318 A VMI 68 84
318 H VMI 71 67

LAST 10 Division I GAMES:

73 A Winthrop 52 93
164 A Hi gh Poi nt 49 78
121 H Coastal Caro. 61 78
73 H Winthrop 78 71
193 A Radford 54 69
161 A Bi rmi ngham-So. 56 68
314 H Longwood 75 66
226 H Charleston So. 45 61
239 H UNC Asheville 81 83
318 H VMI 71 67

Liberty

Liberty

Non-Div I Games: Lynchburg

84 50

P. R. -Mayaguez

74 60

Cincinnati Chris88 54

Liberty

Loss, Non-Conf, S Site, H Home A Away N Neutral

Average RPI Win:	264	WON-LOST	WINNING	LAST 10	STRENGTH OF	OPP. STRENGTH	TEAM	CONF.
Average RPI Loss:	153	RECORD	PCT. RANK	GAMES	SCHEDULE	OF SCHEDULE	RPI	RPI

DIV. I ONLY	21- 10	56	7- 3	302	305	143	27
DIV. I NON-CONF.	7- 5	118	2- 1	321	263	235	30

TOTALS	RPI 1-50	RPI 51-100	W-L RECORDS	RPI 101-200	RPI 201+
21- 10	0- 2	0- 1	OVERALL	3- 4	18- 4
11- 1	0- 0	0- 0	HOME	2- 0	9- 1
6- 8	0- 2	0- 1	AWAY	0- 3	6- 3
4- 1	0- 0	0- 0	NEUTRAL	1- 1	3- 0
7- 5	0- 2	0- 1	NON-CONFERENCE	0- 1	7- 2
4- 0	0- 0	0- 0	HOME	0- 0	4- 0
1- 6	0- 2	0- 1	AWAY	0- 1	1- 2
2- 0	0- 0	0- 0	NEUTRAL	0- 0	2- 0
14- 5	0- 0	0- 0	CONFERENCE	3- 3	11- 2
7- 1	0- 0	0- 0	HOME	2- 0	5- 1
5- 3	0- 0	0- 0	AWAY	0- 2	5- 1
2- 1	0- 0	0- 0	NEUTRAL	1- 1	1- 0

RPI S	Opponent	Score
6 A	Tennessee	58 69
41 A	Kentucky	49 67

RPI S	Opponent	Score
76 A	UTEP	66 85

RPI S	Opponent	Score
115 A	Bel mont	65 81
115 H	Bel mont	97 85
115 N	Bel mont	69 74
116 A	Auburn	54 69
157 A	Gardner-Webb	66 71
157 H	Gardner-Webb	70 58
157 N	Gardner-Webb	70 51

RPI S	Opponent	Score
212 A	Fl a. Atlantic	66 50
212 H	Fl a. Atlantic	88 71
225 A	East Tenn. St.	63 54
225 H	East Tenn. St.	76 56
247 A	Jackson St.	64 73
247 H	Jackson St.	75 62
249 A	Kennesaw St.	66 67
249 H	Kennesaw St.	77 48
267 A	Stetson	67 85
267 H	Stetson	57 52
293 A	Campbel l	82 70
293 H	Campbel l	91 95
294 N	Ni chol l s St.	73 71
305 A	Mercer	83 66
305 H	Mercer	83 66
305 N	Mercer	78 62
316 H	Li berty	78 62
327 N	Northern Colo.	72 60
331 A	Jacksonvi l l e	75 67
331 H	Jacksonvi l l e	101 78
332 A	North Fl a.	75 67
332 H	North Fl a.	75 65

LAST 10 Div sion I GAMES:

76 A	UTEP	66 85	225 H	East Tenn. St.	76 56
115 N	Bel mont	69 74	157 A	Gardner-Webb	66 71
157 N	Gardner-Webb	70 51	293 A	Campbel l	82 70
305 N	Mercer	78 62	331 H	Jacksonvi l l e	101 78
249 H	Kennesaw St.	77 48	332 H	North Fl a.	75 65

Non-Di v I Games:

Lipscomb

■ Loss,
 ■ Non-Conf, S Site,
 ■ Home
 ■ Away
 N Neutral

Average RPI Win: 242
Average RPI Loss: 160

WON-LOST
RECORD

WINNING
PCT. RANK

LAST 10
GAMES

STRENGTH OF
SCHEDULE

OPP. STRENGTH
OF SCHEDULE

TEAM
RPI

CONF.
RPI

DIV. I ONLY	17- 12	107	8- 2	226	257	153	23
DIV. I NON-CONF.	6- 6	156	2- 0	304	148	231	28

TOTALS	RPI 1-50	RPI 51-100	W-L RECORDS	RPI 101-200	RPI 201+
17- 12	0- 0	1- 5	OVERALL	3- 2	13- 5
8- 4	0- 0	0- 1	HOME	1- 1	7- 2
7- 7	0- 0	1- 3	AWAY	1- 1	5- 3
2- 1	0- 0	0- 1	NEUTRAL	1- 0	1- 0
6- 6	0- 0	1- 2	NON-CONFERENCE	1- 1	4- 3
4- 1	0- 0	0- 0	HOME	1- 0	3- 1
2- 5	0- 0	1- 2	AWAY	0- 1	1- 2
0- 0	0- 0	0- 0	NEUTRAL	0- 0	0- 0
11- 6	0- 0	0- 3	CONFERENCE	2- 1	9- 2
4- 3	0- 0	0- 1	HOME	0- 1	4- 1
5- 2	0- 0	0- 1	AWAY	1- 0	4- 1
2- 1	0- 0	0- 1	NEUTRAL	1- 0	1- 0

RPI S Opponent Score

RPI S Opponent Score

52	A	Cal i forni a	69	88
87	A	Manhattan	108	94
88	A	Paci fi c	78	87
88	H	Paci fi c	72	78
88	N	Paci fi c	70	78
92	A	UNLV	73	108

RPI S Opponent Score

149	H	Loyol a Marymount	93	85
154	A	Sacramento St.	94	106
168	A	UC Irvi ne	93	73
168	H	UC Irvi ne	67	73
168	N	UC Irvi ne	75	73

RPI S Opponent Score

207	H	Cornel l	79	65
219	A	UC Santa Barb.	74	77
219	H	UC Santa Barb.	78	81
234	A	Cal St. Fullerton	97	96
234	H	Cal St. Fullerton	88	79
234	N	Cal St. Fullerton	94	91
238	A	Portl and	95	99
248	A	Pepperdi ne	86	92
269	H	San Jose St.	56	69
278	A	Cal Pol y	79	66
278	H	Cal Pol y	69	66
283	A	Cal St. Northrid ge	101	80
283	H	Cal St. Northrid ge	84	73
295	A	UC Davi s	96	92
295	H	UMBC	81	70
295	H	UC Davi s	77	48
312	A	UC Ri versi de	82	70
312	H	UC Ri versi de	82	76

LAST 10 Div sion I GAMES:

88	N	Paci fi c	70	78
168	N	UC Irvi ne	75	73
234	N	Cal St. Fullerton	94	91
168	A	UC Irvi ne	93	73
312	H	UC Ri versi de	82	76
295	A	UC Davi s	96	92
87	A	Manhattan	108	94
234	H	Cal St. Fullerton	88	79
219	H	UC Santa Barb.	78	81
278	H	Cal Pol y	69	66

Non-Di v I Games: San Fran. St. 108 51

Long Beach St.

Loss, Non-Conf, S Site, H Home A Away N Neutral

Average RPI Win: 253
Average RPI Loss: 213

WON-LOST
RECORD

WINNING
PCT. RANK

LAST 10
GAMES

STRENGTH OF
SCHEDULE

OPP. STRENGTH
OF SCHEDULE

TEAM
RPI

CONF.
RPI

DIV. I ONLY	11- 16	231	6- 4	299	302	274	26
DIV. I NON-CONF.	2- 6	268	0- 0	313	322	319	26

TOTALS	RPI 1-50	RPI 51-100	W-L RECORDS	RPI 101-200	RPI 201+
11- 16	0- 0	0- 0	OVERALL	1- 6	10- 10
7- 4	0- 0	0- 0	HOME	1- 2	6- 2
4- 10	0- 0	0- 0	AWAY	0- 4	4- 6
0- 2	0- 0	0- 0	NEUTRAL	0- 0	0- 2
2- 6	0- 0	0- 0	NON-CONFERENCE	0- 1	2- 5
1- 1	0- 0	0- 0	HOME	0- 0	1- 1
1- 3	0- 0	0- 0	AWAY	0- 1	1- 2
0- 2	0- 0	0- 0	NEUTRAL	0- 0	0- 2
9- 10	0- 0	0- 0	CONFERENCE	1- 5	8- 5
6- 3	0- 0	0- 0	HOME	1- 2	5- 1
3- 7	0- 0	0- 0	AWAY	0- 3	3- 4
0- 0	0- 0	0- 0	NEUTRAL	0- 0	0- 0

RPI S	RPI 1-50 Opponent	Score	RPI S	RPI 51-100 Opponent	Score	RPI S	RPI 101-200 Opponent	Score	RPI S	RPI 201+ Opponent	Team's RPI: 274 Score
						106	A Penn St.	64 80	213	A Robert Morris	66 70
						144	A Monmouth	63 74	213	H Robert Morris	74 69
						144	H Monmouth	78 72	214	A Harvard	79 91
						145	A Fairleigh Dickinson	65 78	230	A Mt. St. Mary's	61 62
						145	H Fairleigh Dickinson	74 96	230	H Mt. St. Mary's	57 73
						165	A Central Conn. St.	58 81	232	A Wagner	75 60
						165	H Central Conn. St.	74 83	232	H Wagner	75 65
									243	N Rider	59 63
									250	A New Hampshire	59 56
									260	A Quinnipiac	69 82
									262	A Sacred Heart	80 65
									262	H Sacred Heart	63 60
									268	A Southern Methodist	62 74
									270	H Hartford	85 80
									271	A St. Francis (N.Y.)	67 70
									271	H St. Francis (N.Y.)	67 64
									289	H Columbia	63 80
									314	N Longwood	69 86
									323	A St. Francis (Pa.)	73 70
									323	H St. Francis (Pa.)	72 60
LAST 10 Division I GAMES:											
			144	A Monmouth	63 74	213	H Robert Morris	74 69			
			271	H St. Francis (N.Y.)	67 64	230	A Mt. St. Mary's	61 62			
			232	A Wagner	75 60	144	H Monmouth	78 72			
			165	A Central Conn. St.	58 81	145	H Fairleigh Dickinson	74 96			
			323	H St. Francis (Pa.)	72 60	262	A Sacred Heart	80 65			

Long Island

Non-Div I Games: CCNY

80 39

Long Island

Loss, Non-Conf, S Site, H Home A Away N Neutral

Average RPI Win: 299

Average RPI Loss: 190

WON-LOST
RECORDWINNING
PCT. RANKLAST 10
GAMESSTRENGTH OF
SCHEDULEOPP. STRENGTH
OF SCHEDULETEAM
RPICONF.
RPI

DIV. I ONLY

8- 20

286

5- 4

317

293

314

32

DIV. I NON-CONF.

6- 16

260

3- 2

260

284

289

32

TOTALS

RPI 1-50

RPI 51-100

W-L RECORDS

RPI 101-200

RPI 201+

8- 20

0- 1

0- 4

OVERALL

0- 6

8- 8

6- 4

0- 0

0- 0

HOME

0- 2

6- 2

1- 13

0- 0

0- 3

AWAY

0- 3

1- 6

1- 3

0- 1

0- 1

NEUTRAL

0- 1

1- 0

6- 16

0- 1

0- 4

NON-CONFERENCE

0- 6

6- 5

4- 3

0- 0

0- 0

HOME

0- 2

4- 1

1- 10

0- 0

0- 3

AWAY

0- 3

1- 4

1- 3

0- 1

0- 1

NEUTRAL

0- 1

1- 0

2- 4

0- 0

0- 0

CONFERENCE

0- 0

2- 3

2- 1

0- 0

0- 0

HOME

0- 0

2- 1

0- 3

0- 0

0- 0

AWAY

0- 0

0- 2

0- 0

0- 0

0- 0

NEUTRAL

0- 0

0- 0

RPI 1-50

RPI 51-100

RPI 101-200

RPI 201+

Team's RPI: 314

RPI	S	Opponent	Score
2	N	Villanova	77 90

RPI	S	Opponent	Score
68	N	Louisiana Tech	73 83
79	A	Virginia	56 91
81	A	Va. Commonwealth	80 91
96	A	Nebraska	65 80

RPI	S	Opponent	Score
110	A	Kansas St.	60 89
164	H	High Point	72 88
182	A	Valparaiso	73 105
182	H	Valparaiso	79 82
188	A	Col. of Charleston	53 77
197	N	Yale	67 70

RPI	S	Opponent	Score
201	A	Texas A&M-Corp. Chris	64 92
205	A	Richmond	60 74
264	A	UMKC	69 79
266	H	William & Mary	75 88
270	H	Hartford	93 90
274	N	Long Island	86 69
279	H	Utah Valley St.	63 73
284	A	Hampton	69 66
291	A	IPFW	90 92
291	H	IPFW	60 59
298	A	Navy	65 71
299	H	James Madison	77 73
316	A	Liberty	66 75
316	H	Liberty	88 75
324	H	N.C. A&T	83 77
333	A	Savannah St.	69 70
333	H	Savannah St.	82 71

LAST 10 Division I GAMES:

279	H	Utah Valley St.	63 73	316	A	Liberty	66 75
333	H	Savannah St.	82 71	201	A	Texas A&M-Corp. Chris	64 92
284	A	Hampton	69 66	324	H	N.C. A&T	83 77
299	H	James Madison	77 73	291	H	IPFW	60 59
79	A	Virginia	56 91				

Non-Div I Games: Shenandoah

87 68

Virginia-Wisconsin

93 49

Longwood

Loss,
 Non-Conf, S Site,
 H Home
A Away
 N Neutral

270	H	Hartford	93	90
-----	---	----------	----	----

Average RPI Win: 180				WON-LOST RECORD		WINNING PCT. RANK		LAST 10 GAMES		STRENGTH OF SCHEDULE		OPP. STRENGTH OF SCHEDULE		TEAM RPI		CONF. RPI	
Average RPI Loss: 66																	
DIV. I ONLY				19- 12		93		6- 4		89		93		68		9	
DIV. I NON-CONF.				7- 6		148		1- 1		77		80		103		7	
TOTALS				RPI 1-50		RPI 51-100		W-L RECORDS		RPI 101-200				RPI 201+			
19- 12				1- 7		3- 4		OVERALL		8- 2				7- 0			
9- 2				0- 2		2- 0		HOME		4- 0				3- 0			
7- 8				1- 4		1- 4		AWAY		3- 1				2- 0			
3- 2				0- 1		0- 0		NEUTRAL		1- 1				2- 0			
7- 6				1- 2		0- 3		NON-CONFERENCE		3- 2				3- 0			
3- 0				0- 0		0- 0		HOME		2- 0				1- 0			
2- 6				1- 2		0- 3		AWAY		1- 1				0- 0			
2- 1				0- 0		0- 0		NEUTRAL		0- 1				2- 0			
12- 6				0- 5		3- 1		CONFERENCE		5- 0				4- 0			
6- 2				0- 2		2- 0		HOME		2- 0				2- 0			
5- 3				0- 2		1- 1		AWAY		2- 0				2- 0			
1- 1				0- 1		0- 0		NEUTRAL		1- 0				0- 0			
RPI 1-50						RPI 51-100		Team's RPI: 68		RPI 101-200				RPI 201+			
RPI	S	Opponent	Score	RPI	S	Opponent	Score	RPI	S	Opponent	Score	RPI	S	Opponent	Score		
4	A	Memphi s	58 76	57	A	Al abama	63 73	124	A	Fresno St.	68 66	204	H	McNeese St.	80 67		
19	A	Nevada	49 50	77	A	Cl emson	53 69	124	H	Fresno St.	73 54	252	N	New Orleans	76 64		
19	H	Nevada	53 65	96	A	Nebraska	56 59	132	A	Southern U.	47 63	269	A	San Jose St.	75 55		
24	A	Wi sconsi n	52 78	97	A	New Mexi co St.	60 64	132	H	Southern U.	61 52	269	H	San Jose St.	74 63		
29	A	Southern Ill.	54 51	97	H	New Mexi co St.	66 61	136	A	Texas Tech	68 53	301	A	Idaho	66 61		
46	A	Utah St.	55 64	100	A	Hawai i	51 48	140	H	La.-Lafayette	85 78	301	H	Idaho	74 49		
46	H	Utah St.	62 63	100	H	Hawai i	65 62	177	A	Boi se St.	75 72	314	N	Longwood	83 73		
46	N	Utah St.	64 68					177	H	Boi se St.	81 71						
								177	N	Boi se St.	75 64						
								197	N	Yal e	68 69						
LAST 10 Divi si on I GAMES:																	
				77	A	Cl emson	53 69			97	A	New Mexico St.	60 64				
				46	N	Utah St.	64 68			29	A	Southern Ill.	54 51				
				177	N	Boi se St.	75 64			269	H	San Jose St.	74 63				
				100	A	Hawai i	51 48			19	A	Nevada	49 50				
				301	H	Idaho	74 49			177	H	Boi se St.	81 71				

Non-Div I Games: Tougaloo 92 58

Louisiana Tech

Louisiana Tech

Louisiana Tech

Average RPI Win: 148				WON-LOST RECORD		WINNING PCT. RANK		LAST 10 GAMES		STRENGTH OF SCHEDULE		OPP. STRENGTH OF SCHEDULE		TEAM RPI		CONF. RPI	
Average RPI Loss: 34																	
DIV. I ONLY				18- 12		100		5- 5		44		35		71		2	
DIV. I NON-CONF.				12- 1		8		3- 1		196		217		36		2	
TOTALS				RPI 1-50		RPI 51-100		W-L RECORDS		RPI 101-200		RPI 201+					
18- 12				3- 10		5- 2		OVERALL		6- 1		7- 0					
16- 3				3- 3		4- 0		HOME		5- 0		7- 0					
1- 8				0- 6		0- 1		AWAY		1- 1		0- 0					
1- 2				0- 1		1- 1		NEUTRAL		0- 0		0- 0					
12- 1				1- 1		3- 1		NON-CONFERENCE		5- 0		6- 0					
14- 0				1- 0		2- 0		HOME		5- 0		6- 0					
0- 1				0- 1		0- 0		AWAY		0- 0		0- 0					
1- 1				0- 0		1- 1		NEUTRAL		0- 0		0- 0					
6- 11				2- 9		2- 1		CONFERENCE		1- 1		1- 0					
5- 3				2- 3		2- 0		HOME		0- 0		1- 0					
1- 7				0- 5		0- 1		AWAY		1- 1		0- 0					
0- 1				0- 1		0- 0		NEUTRAL		0- 0		0- 0					
RPI 1-50						RPI 51-100		Team's RPI: 71		RPI 101-200				RPI 201+			
RPI	S	Opponent	Score	RPI	S	Opponent	Score	RPI	S	Opponent	Score	RPI	S	Opponent	Score		
2	A	Villanova	73 79	62	N	South Carolina	63 78	108	A	Providence	72 67	205	H	Richmond	53 45		
2	H	Villanova	67 76	70	H	Akron	111 85	114	H	Middle Tenn.	76 68	224	H	Tenn.-Martin	78 61		
3	A	Connecticut	80 84	75	A	Rutgers	56 65	123	H	Delaware St.	71 54	227	H	Chicago St.	78 54		
3	H	Connecticut	58 71	77	H	Clemson	74 68	137	A	St. John's (N.Y.)	56 68	229	H	Arkansas St.	67 55		
11	H	Pittsburgh	57 61	78	N	Miami (Fla.)	58 43	145	H	Fairleigh Dickinson	89 66	236	H	South Fla.	57 54		
11	N	Pittsburgh	56 61	91	H	DePaul	65 53	178	H	Detroit	56 48	295	H	UC Davis	81 58		
17	A	Syracuse	66 79	95	H	Notre Dame	89 86	188	H	Col. of Charleston	78 63	334	H	Prairie View	90 65		
21	H	Missouri St.	74 56														
31	H	Marquette	67 60														
38	A	West Virginia	64 68														
40	A	Cincinnati	68 74														
40	H	Cincinnati	67 50														
41	A	Kentucky	61 73														
LAST 10 Division I GAMES:																	
62	N	South Carolina	63 78	3	A	Connecticut	80 84										
21	H	Missouri St.	74 56	31	H	Marquette	67 60										
77	H	Clemson	74 68	38	A	West Virginia	64 68										
123	H	Delaware St.	71 54	91	H	DePaul	65 53										
11	N	Pittsburgh	56 61	17	A	Syracuse	66 79										

Average RPI Win: 199

Average RPI Loss: 131

WON-LOST
RECORDWINNING
PCT. RANKLAST 10
GAMESSTRENGTH OF
SCHEDULEOPP. STRENGTH
OF SCHEDULETEAM
RPICONF.
RPI

DIV. I ONLY

17- 11

97

7- 3

231

151

138

15

DIV. I NON-CONF.

7- 2

47

1- 0

235

141

90

15

TOTALS

RPI 1-50

RPI 51-100

W-L RECORDS

RPI 101-200

RPI 201+

17- 11

1- 1

1- 4

OVERALL

8- 5

7- 1

11- 3

1- 0

1- 1

HOME

5- 1

4- 1

5- 8

0- 1

0- 3

AWAY

2- 4

3- 0

1- 0

0- 0

0- 0

NEUTRAL

1- 0

0- 0

7- 2

1- 1

0- 0

NON-CONFERENCE

3- 1

3- 0

5- 0

1- 0

0- 0

HOME

2- 0

2- 0

2- 2

0- 1

0- 0

AWAY

1- 1

1- 0

0- 0

0- 0

0- 0

NEUTRAL

0- 0

0- 0

10- 9

0- 0

1- 4

CONFERENCE

5- 4

4- 1

6- 3

0- 0

1- 1

HOME

3- 1

2- 1

3- 6

0- 0

0- 3

AWAY

1- 3

2- 0

1- 0

0- 0

0- 0

NEUTRAL

1- 0

0- 0

RPI 1-50

RPI 51-100

RPI 101-200

Team's RPI: 138

RPI 201+

RPI	S	Opponent	Score
25	A	UNI	56 72
33	H	Bradley	86 72

RPI	S	Opponent	Score
53	A	Wis.-Milwaukee	75 78
53	A	Wis.-Milwaukee	66 80
53	H	Wis.-Milwaukee	57 68
82	A	Butler	50 62
82	H	Butler	74 64

RPI	S	Opponent	Score
133	A	Ill.-Chicago	71 68
133	H	Ill.-Chicago	75 61
141	A	San Diego	57 90
168	A	UC Irvine	74 72
175	H	Purdue	80 65
178	A	Detroit	67 73
178	H	Detroit	68 63
178	N	Detroit	64 55
179	A	Wright St.	63 77
179	H	Wright St.	76 63
186	A	Wis.-Green Bay	59 69
186	H	Wis.-Green Bay	66 72
191	H	Evansville	99 86

RPI	S	Opponent	Score
228	H	Fairfield	73 70
245	A	Cleveland St.	77 60
245	H	Cleveland St.	81 75
291	A	IPFW	69 61
304	A	Youngstown St.	87 84
304	H	Youngstown St.	76 84
304	H	Youngstown St.	76 61
317	H	Western Ill.	73 63

LAST 10 Division I GAMES:

53	A	Wis.-Milwaukee	66 80	228	H	Fairfield	73 70
178	N	Detroit	64 55	82	A	Butler	50 62
304	H	Youngstown St.	76 61	133	A	Ill.-Chicago	71 68
304	A	Youngstown St.	87 84	186	A	Wis.-Green Bay	59 69
179	H	Wright St.	76 63	245	H	Cleveland St.	81 75

Non-Div I Games: Lake Forest

87 72

Luther

70 55

Loyola (Ill.)

Loss,
Non-Conf,
S Site,
H Home
A Away
N Neutral

Average RPI Win: 222
Average RPI Loss: 127

WON-LOST
RECORD

WINNING
PCT. RANK

LAST 10
GAMES

STRENGTH OF
SCHEDULE

OPP. STRENGTH
OF SCHEDULE

TEAM
RPI

CONF.
RPI

DIV. I ONLY	15- 13	132	4- 6	256	149	171	14
DIV. I NON-CONF.	7- 2	47	1- 0	306	207	130	14

TOTALS	RPI 1-50	RPI 51-100	W-L RECORDS	RPI 101-200	RPI 201+
15- 13	0- 0	0- 5	OVERALL	3- 5	12- 3
8- 4	0- 0	0- 2	HOME	3- 1	5- 1
7- 8	0- 0	0- 3	AWAY	0- 4	7- 1
0- 1	0- 0	0- 0	NEUTRAL	0- 0	0- 1
7- 2	0- 0	0- 1	NON-CONFERENCE	1- 1	6- 0
3- 0	0- 0	0- 0	HOME	1- 0	2- 0
4- 2	0- 0	0- 1	AWAY	0- 1	4- 0
0- 0	0- 0	0- 0	NEUTRAL	0- 0	0- 0
8- 11	0- 0	0- 4	CONFERENCE	2- 4	6- 3
5- 4	0- 0	0- 2	HOME	2- 1	3- 1
3- 6	0- 0	0- 2	AWAY	0- 3	3- 1
0- 1	0- 0	0- 0	NEUTRAL	0- 0	0- 1

RPI S Opponent Score

RPI S Opponent Score

64 A Iona 68 86
64 H Iona 85 101
79 A Virginia 59 98
87 A Manhattan 68 86
87 H Manhattan 73 85

RPI S Opponent Score

105 A Mari st 78 86
105 H Mari st 78 75
108 A Provi dence 81 94
125 A Si ena 69 85
125 H Si ena 83 89
128 A St. Peter's 74 76
128 H St. Peter's 89 69
164 H High Poi nt 77 71

RPI S Opponent Score

202 A Ni agara 72 75
202 H Ni agara 82 70
206 H Ameri can 68 60
221 A Towson 80 67
228 A Fai rfi el d 90 85
228 H Fai rfi el d 72 80
230 A Mt. St. Mary' s 76 71
237 A Del aware 99 86
243 A Ri der 69 66
243 H Ri der 78 76
255 A Cani si us 95 80
255 H Cani si us 59 54
255 N Cani si us 72 74
295 H UMBC 71 64
318 A VMI 87 79

LAST 10 Div sion I GAMES:

255 N Cani si us 72 74
255 H Cani si us 59 54
243 A Ri der 69 66
164 H Hi gh Poi nt 77 71
125 A Si ena 69 85
128 H St. Peter's 89 69
64 H Iona 85 101
87 A Manhattan 68 86
125 H Si ena 83 89
105 A Mari st 78 86

Loyola (Md.)

Loyola (Md.)

Non-Div I Games:

Loyola (Md.)

Loss, Non-Conf, S Site, H Home A Away N Neutral

Average RPI Win: 182
Average RPI Loss: 111

WON-LOST
RECORD

WINNING
PCT. RANK

LAST 10
GAMES

STRENGTH OF
SCHEDULE

OPP. STRENGTH
OF SCHEDULE

TEAM
RPI

CONF.
RPI

DIV. I ONLY	12- 18	236	4- 6	62	137	149	12
DIV. I NON-CONF.	3- 11	284	0- 0	39	169	205	11

TOTALS	RPI 1-50	RPI 51-100	W-L RECORDS	RPI 101-200	RPI 201+
12- 18	0- 4	1- 6	OVERALL	7- 5	4- 3
7- 5	0- 1	0- 2	HOME	4- 1	3- 1
4- 11	0- 3	1- 4	AWAY	2- 3	1- 1
1- 2	0- 0	0- 0	NEUTRAL	1- 1	0- 1
3- 11	0- 1	1- 6	NON-CONFERENCE	0- 3	2- 1
2- 3	0- 0	0- 2	HOME	0- 1	2- 0
1- 6	0- 1	1- 4	AWAY	0- 1	0- 0
0- 2	0- 0	0- 0	NEUTRAL	0- 1	0- 1
9- 7	0- 3	0- 0	CONFERENCE	7- 2	2- 2
5- 2	0- 1	0- 0	HOME	4- 0	1- 1
3- 5	0- 2	0- 0	AWAY	2- 2	1- 1
1- 0	0- 0	0- 0	NEUTRAL	1- 0	0- 0

RPI S	Opponent	Score
9	A Gonzaga	80 92
9	A Gonzaga	67 68
9	H Gonzaga	70 79
35	A Washi ngton	65 112

RPI S	Opponent	Score
56	A San Diego St.	68 84
61	A Montana	61 79
61	H Montana	75 81
66	H South Ala.	80 81
67	A Bri gham Young	83 71
92	A UNLV	60 79
100	A Hawai i	63 66

RPI S	Opponent	Score
118	H Southern	69 71
	Cal i fornia	
122	A St. Mary' s (Cal .)	70 82
122	H St. Mary' s (Cal .)	78 70
122	N St. Mary' s (Cal .)	66 63
141	A San Di ego	94 76
141	H San Di ego	86 84
153	A Long Beach St.	85 93
184	A Santa Clara	70 81
184	H Santa Clara	72 62
185	A San Franci sco	74 63
185	H San Franci sco	84 75
195	N Western Mi ch.	61 62

RPI S	Opponent	Score
219	H UC Santa Barb.	77 60
236	N South Fla.	50 54
238	A Portl and	84 68
238	H Portl and	59 71
248	A Pepperdi ne	62 70
248	H Pepperdi ne	89 78
327	H Northern Colo.	76 63

LAST 10 Division I GAMES:

9	A Gonzaga	67 68	9	H Gonzaga	70 79
122	N St. Mary' s (Cal .)	66 63	248	H Pepperdi ne	89 78
122	A St. Mary' s (Cal .)	70 82	141	A San Di ego	94 76
184	A Santa Clara	70 81	185	A San Franci sco	74 63
238	H Portl and	59 71	248	A Pepperdi ne	62 70

Non-Di v I Games:

Loyola Marymount

Loss, Non-Conf, S Site, H Home A Away N Neutral

Average RPI Win: 278
Average RPI Loss: 185

WON-LOST
RECORD

WINNING
PCT. RANK

LAST 10
GAMES

STRENGTH OF
SCHEDULE

OPP. STRENGTH
OF SCHEDULE

TEAM
RPI

CONF.
RPI

DIV. I ONLY
DIV. I NON-CONF.

10- 16
3- 6

246
229

5- 5
0- 0

310
291

277
273

281
287

28
25

TOTALS

RPI 1-50

RPI 51-100

W-L RECORDS

RPI 101-200

RPI 201+

10- 16

0- 1

0- 1

OVERALL

0- 7

10- 7

5- 4

0- 0

0- 0

HOME

0- 2

5- 2

3- 11

0- 1

0- 1

AWAY

0- 4

3- 5

2- 1

0- 0

0- 0

NEUTRAL

0- 1

2- 0

3- 6

0- 1

0- 1

NON-CONFERENCE

0- 2

3- 2

1- 0

0- 0

0- 0

HOME

0- 0

1- 0

0- 5

0- 1

0- 1

AWAY

0- 1

0- 2

2- 1

0- 0

0- 0

NEUTRAL

0- 1

2- 0

7- 10

0- 0

0- 0

CONFERENCE

0- 5

7- 5

4- 4

0- 0

0- 0

HOME

0- 2

4- 2

3- 6

0- 0

0- 0

AWAY

0- 3

3- 3

0- 0

0- 0

0- 0

NEUTRAL

0- 0

0- 0

RPI 1-50

RPI 51-100

RPI 101-200

RPI 201+

Team's RPI: 281

RPI S Opponent Score
11 A Pittsburgh 49 62

RPI S Opponent Score
75 A Rutgers 56 91

RPI S Opponent Score
119 A Albany (N.Y.) 56 76
119 H Albany (N.Y.) 73 87
164 N High Point 67 70
169 A Chattanooga 75 90
187 A Binghamton 56 84
187 A Binghamton 62 71
187 H Binghamton 53 71

RPI S Opponent Score
209 A Boston U. 53 51
209 H Boston U. 55 58
211 A Vermont 48 79
211 H Vermont 85 82
213 A Robert Morris 53 62
250 A New Hampshire 67 53
250 H New Hampshire 59 56
266 A William & Mary 55 89
270 A Hartford 72 76
270 H Hartford 62 69
295 A UMBC 62 83
295 H UMBC 69 66
305 N Mercer 72 64
310 A Stony Brook 87 75
310 H Stony Brook 62 56
311 N Dartmouth 64 55
329 H Morgan St. 74 38

LAST 10 Division I GAMES:

187 A Binghamton 62 71
310 A Stony Brook 87 75
295 H UMBC 69 66
250 H New Hampshire 59 56
211 A Vermont 48 79

119 H Albany (N.Y.) 73 87
187 A Binghamton 56 84
270 H Hartford 62 69
209 A Boston U. 53 51
310 H Stony Brook 62 56

Maine

Maine

Non-Div I Games: Me. -Fort Kent 86 36 Me. -Machias 80 56

Maine

Loss, Non-Conf, S Site, H Home A Away N Neutral

Average RPI Win:		167	WON-LOST		RECORD	WINNING	PCT. RANK	LAST 10	GAMES	STRENGTH OF	SCHEDULE	OPP. STRENGTH	OF SCHEDULE	TEAM	RPI	CONF.	RPI		
Average RPI Loss:		128	DIV. I ONLY		18- 10	74	6- 4			139	139	87			14				
DIV. I NON-CONF.		4- 5	187	2- 2			91	94	144			14							
TOTALS		RPI 1-50	RPI 51-100		W-L RECORDS		RPI 101-200		RPI 201+										
18- 10		1- 2	2- 2		OVERALL		9- 4		8- 3										
10- 3		0- 1	1- 0		HOME		6- 1		4- 1										
7- 6		1- 1	1- 2		AWAY		3- 2		3- 2										
1- 1		0- 0	0- 0		NEUTRAL		0- 1		1- 0										
4- 5		1- 2	0- 2		NON-CONFERENCE		2- 2		3- 0										
3- 2		0- 1	0- 0		HOME		2- 1		1- 0										
2- 4		1- 1	0- 2		AWAY		0- 1		1- 0										
1- 0		0- 0	0- 0		NEUTRAL		0- 0		1- 0										
14- 5		0- 0	2- 0		CONFERENCE		7- 2		5- 3										
8- 1		0- 0	1- 0		HOME		4- 0		3- 1										
6- 3		0- 0	1- 0		AWAY		3- 1		2- 2										
0- 1		0- 0	0- 0		NEUTRAL		0- 1		0- 0										
RPI S Opponent		RPI 1-50	RPI 51-100		Team's RPI: 87		RPI 101-200		RPI 201+										
RPI S Opponent		Score	RPI S Opponent		Score		RPI S Opponent		Score		RPI S Opponent		Score						
17	A	Syracuse	82	87	58	A	Seton Hall	52	66	105	A	Mari st	68	77	202	A	Niagara	82	81
26	H	George Mason	66	72	64	A	Iona	87	68	105	H	Mari st	90	79	202	H	Niagara	51	67
49	A	Maryl and	87	84	64	H	Iona	78	74	125	A	Si ena	63	58	223	A	North Dakota St.	76	62
					69	A	Ol d Domi ni on	66	70	125	H	Si ena	77	74	228	A	Fai rfi el d	74	69
										128	A	St. Peter's	81	74	228	H	Fai rfi el d	78	77
										128	H	St. Peter's	95	82	243	A	Ri der	56	75
										128	N	St. Peter's	74	84	243	H	Ri der	87	81
										134	H	Fordham	81	68	255	A	Can i si us	75	86
										145	H	Fai rlei gh	80	77	255	H	Can i si us	78	71
												Di cki nson			271	H	St. Francis (N.Y.)	89	78
										152	A	Rhode Isl and	69	78	276	N	South Dakota St.	73	70
										153	H	Long Beach St.	94	108					
										171	A	Loyol a (Md.)	85	73					
										171	H	Loyol a (Md.)	86	68					
LAST 10 Div		sion I GAMES:																	
69	A	Ol d Domi ni on	66	70	228	H	Fai rfi el d	78	77										
49	A	Maryl and	87	84	153	H	Long Beach St.	94	108										
145	H	Fai rlei gh Di cki nson	80	77	202	A	Niagara	82	81										
128	N	St. Peter's	74	84	255	A	Can i si us	75	86										
64	H	Iona	78	74	128	A	St. Peter's	81	74										

Manhattan

Manhattan

Average RPI Win: 200
Average RPI Loss: 120

WON-LOST
RECORD

WINNING
PCT. RANK

LAST 10
GAMES

STRENGTH OF
SCHEDULE

OPP. STRENGTH
OF SCHEDULE

TEAM
RPI

CONF.
RPI

DIV. I ONLY	19- 10	68	6- 4	191	150	105	14
DIV. I NON-CONF.	6- 3	87	0- 1	250	159	133	14

TOTALS	RPI 1-50	RPI 51-100	W-L RECORDS	RPI 101-200	RPI 201+
19- 10	0- 0	2- 6	OVERALL	5- 2	12- 2
8- 4	0- 0	1- 2	HOME	2- 1	5- 1
10- 5	0- 0	1- 3	AWAY	3- 1	6- 1
1- 1	0- 0	0- 1	NEUTRAL	0- 0	1- 0
6- 3	0- 0	0- 3	NON-CONFERENCE	1- 0	5- 0
2- 1	0- 0	0- 1	HOME	0- 0	2- 0
4- 2	0- 0	0- 2	AWAY	1- 0	3- 0
0- 0	0- 0	0- 0	NEUTRAL	0- 0	0- 0
13- 7	0- 0	2- 3	CONFERENCE	4- 2	7- 2
6- 3	0- 0	1- 1	HOME	2- 1	3- 1
6- 3	0- 0	1- 1	AWAY	2- 1	3- 1
1- 1	0- 0	0- 1	NEUTRAL	0- 0	1- 0

RPI S Opponent Score

RPI S	Opponent	Score
58 A	Seton Hall	72 75
64 A	Iona	87 81
64 H	Iona	76 79
64 N	Iona	84 100
69 A	Old Dominion	71 84
87 A	Manhattan	79 90
87 H	Manhattan	77 68
99 H	Ohio	63 69

RPI S	Opponent	Score
125 A	Siena	85 77
125 H	Siena	82 75
128 A	St. Peter's	71 63
128 H	St. Peter's	74 75
137 A	St. John's (N.Y.)	56 53
171 A	Loyola (Md.)	75 78
171 H	Loyola (Md.)	86 78

RPI S	Opponent	Score
202 A	Niagara	82 88
202 H	Niagara	89 71
212 A	Florida Atlantic	84 75
228 A	Fairfield	67 61
228 H	Fairfield	91 72
237 H	Delaware	64 48
243 A	Rider	89 66
243 H	Rider	73 62
255 A	Canisius	74 71
255 H	Canisius	67 76
255 N	Canisius	68 62
261 A	Lafayette	92 84
290 H	St. Bonaventure	69 51
316 A	Liberty	83 69

LAST 10 Division I Games:

64 N Iona	84 100	255 A Canisius	74 71
255 N Canisius	68 62	202 A Niagara	82 88
228 A Fairfield	67 61	243 H Rider	73 62
202 H Niagara	89 71	64 A Iona	87 81
69 A Old Dominion	71 84	128 H St. Peter's	74 75

Mari st

Mari st

Non-Div I Games:

Mari st

Average RPI Win: 123

Average RPI Loss: 48

WON-LOST
RECORDWINNING
PCT. RANKLAST 10
GAMESSTRENGTH OF
SCHEDULEOPP. STRENGTH
OF SCHEDULETEAM
RPICONF.
RPI

DIV. I ONLY

19- 10

68

5- 5

23

31

31

2

DIV. I NON-CONF.

9- 3

61

0- 1

104

123

52

2

TOTALS

RPI 1-50

RPI 51-100

W-L RECORDS

RPI 101-200

RPI 201+

19- 10

3- 6

6- 5

OVERALL

7- 0

3- 0

13- 2

3- 1

2- 1

HOME

5- 0

3- 0

3- 7

0- 4

3- 3

AWAY

0- 0

0- 0

3- 2

0- 1

1- 1

NEUTRAL

2- 0

0- 0

9- 3

0- 1

1- 3

NON-CONFERENCE

5- 0

3- 0

6- 1

0- 0

0- 1

HOME

3- 0

3- 0

0- 2

0- 1

0- 1

AWAY

0- 0

0- 0

3- 1

0- 0

1- 1

NEUTRAL

2- 0

0- 0

10- 7

3- 5

5- 2

CONFERENCE

2- 0

0- 0

7- 1

3- 1

2- 0

HOME

2- 0

0- 0

3- 5

0- 3

3- 2

AWAY

0- 0

0- 0

0- 1

0- 1

0- 0

NEUTRAL

0- 0

0- 0

RPI 1-50

Team's RPI: 31

RPI 51-100

RPI 101-200

RPI 201+

RPI S Opponent

Score

RPI S Opponent

Score

RPI S Opponent

Score

RPI S Opponent

Score

2 A Villanova 67 72

3 H Connecticut 94 79

11 A Pittsburgh 71 77

11 H Pittsburgh 84 82

24 A Wisconsin 63 77

36 H Georgetown 57 51

36 N Georgetown 59 62

38 A West Virginia 85 104

40 H Cincinnati 66 70

57 N Alabama 85 90

58 A Seton Hall 67 63

62 N South Carolina 92 89

71 A Louisville 60 67

73 H Winthrop 64 71

75 A Rutgers 84 91

91 A DePaul 82 79

91 H DePaul 62 47

95 A Notre Dame 80 72

95 H Notre Dame 67 65

96 A Nebraska 74 84

108 H Providence 88 78

123 H Delaware St. 60 48

131 N Oral Roberts 73 70

137 H St. John's (N.Y.) 81 61

142 N Eastern Wash. 83 73

182 H Valparaiso 69 54

185 H San Francisco 61 48

218 H Rice 82 65

276 H South Dakota St. 87 52

285 H Oakland 90 69

LAST 10 Division I GAMES:

57 N Alabama 85 90

36 N Georgetown 59 62

108 H Providence 88 78

71 A Louisville 60 67

95 A Notre Dame 80 72

11 H Pittsburgh 84 82

36 H Georgetown 57 51

75 A Rutgers 84 91

2 A Villanova 67 72

137 H St. John's (N.Y.) 81 61

Marquette

Marquette

Non-Div I Games: Lewis

88 40

Marquette

Loss, Non-Conf, S Site, H Home A Away N Neutral

Average RPI Win: 230		WON-LOST	WINNING	LAST 10	STRENGTH OF	OPP. STRENGTH	TEAM	CONF.
Average RPI Loss: 151		RECORD	PCT. RANK	GAMES	SCHEDULE	OF SCHEDULE	RPI	RPI
DIV. I ONLY	12- 16	215	4- 6	210	181	231	13	
DIV. I NON-CONF.	7- 6	148	0- 0	248	289	175	13	
TOTALS	RPI 1-50	RPI 51-100	W-L RECORDS	RPI 101-200	RPI 201+			
12- 16	1- 4	0- 2	OVERALL	3- 2	8- 8			
7- 6	0- 3	0- 1	HOME	2- 0	5- 2			
3- 8	0- 1	0- 1	AWAY	1- 2	2- 4			
2- 2	1- 0	0- 0	NEUTRAL	0- 0	1- 2			
7- 6	1- 1	0- 0	NON-CONFERENCE	1- 2	5- 3			
4- 2	0- 1	0- 0	HOME	1- 0	3- 1			
1- 3	0- 0	0- 0	AWAY	0- 2	1- 1			
2- 1	1- 0	0- 0	NEUTRAL	0- 0	1- 1			
5- 10	0- 3	0- 2	CONFERENCE	2- 0	3- 5			
3- 4	0- 2	0- 1	HOME	1- 0	2- 1			
2- 5	0- 1	0- 1	AWAY	1- 0	1- 3			
0- 1	0- 0	0- 0	NEUTRAL	0- 0	0- 1			
RPI S Opponent	RPI 1-50 Score	RPI S Opponent	Score	RPI S Opponent	Score	RPI S Opponent	Team's RPI: 231 Score	
4 H Memphis	81 91	54 A Houston	56 69	146 A Virginia Tech	54 71	203 A Tul sa	57 66	
32 A UAB	61 82	76 H UTEP	51 53	190 A UCF	73 69	217 A Tul ane	36 61	
32 H UAB	64 76			190 H UCF	73 61	217 N Tul ane	58 64	
37 H George Washi ngton	73 79			191 A Evansvi lle	81 91	218 H Ri ce	75 78	
38 N West Vi rgi ni a	58 52			191 H Evansvi lle	70 67	222 N South Caroli na St.	66 71	
						225 A East Tenn. St.	63 91	
						226 H Charleston So.	82 53	
						235 A Appal achi an St.	64 60	
						235 H Appal achi an St.	65 73	
						246 H Southern Mi ss.	62 57	
						249 N Kennesaw St.	77 74	
						268 A Southern Methodi st	75 72	
						300 A East Caro.	59 63	
						300 H East Caro.	72 66	
						304 H Youngstown St.	73 70	
						319 H Md. -East. Shore	66 56	
LAST 10 Div sion I GAMES:								
217 N Tul ane	58 64	268 A Southern Methodi st	75 72					
32 A UAB	61 82	4 H Memphis	81 91					
190 H UCF	73 61	218 H Ri ce	75 78					
246 H Southern Mi ss.	62 57	217 A Tul ane	36 61					
300 A East Caro.	59 63	300 H East Caro.	72 66					

Non-Di v I Games:

Marshall

Marshall

Marshall

Average RPI Win: 147

Average RPI Loss: 40

WON-LOST
RECORDWINNING
PCT. RANKLAST 10
GAMESSTRENGTH OF
SCHEDULEOPP. STRENGTH
OF SCHEDULETEAM
RPICONF.
RPI

DIV. I ONLY

18- 12

100

4- 6

11

67

49

3

DIV. I NON-CONF.

9- 3

61

0- 1

41

272

33

4

TOTALS

RPI 1-50

RPI 51-100

W-L RECORDS

RPI 101-200

RPI 201+

18- 12

2- 7

5- 6

OVERALL

6- 0

4- 0

14- 2

1- 2

4- 1

HOME

4- 0

4- 0

2- 7

0- 2

1- 5

AWAY

1- 0

0- 0

2- 3

1- 3

0- 0

NEUTRAL

1- 0

0- 0

9- 3

1- 2

1- 2

NON-CONFERENCE

2- 0

4- 0

8- 1

0- 0

1- 1

HOME

2- 0

4- 0

0- 1

0- 0

0- 1

AWAY

0- 0

0- 0

1- 2

1- 2

0- 0

NEUTRAL

0- 0

0- 0

9- 9

1- 5

4- 4

CONFERENCE

4- 0

0- 0

6- 2

1- 2

3- 0

HOME

2- 0

0- 0

2- 6

0- 2

1- 4

AWAY

1- 0

0- 0

1- 1

0- 1

0- 0

NEUTRAL

1- 0

0- 0

RPI 1-50

Team's RPI: 49

RPI 51-100

RPI 101-200

RPI 201+

RPI S Opponent

Score

RPI S Opponent

Score

RPI S Opponent

Score

RPI S Opponent

Score

1	A	Duke	52	76
1	H	Duke	88	96
9	N	Gonzaga	76	88
12	A	North Carolina	57	81
12	H	North Carolina	62	77
22	H	Boston College	73	71
22	N	Boston College	66	80
37	N	George Washington	70	78
45	N	Arkansas	75	62

51	A	North Carolina St.	58	62
63	A	Florida St.	60	71
74	A	Temple	85	91
77	A	Clemson	77	89
78	A	Miami (Fla.)	70	84
78	H	Miami (Fla.)	65	61
79	A	Virginia	71	70
79	H	Virginia	76	65
83	H	Minnesota	83	66
85	H	Wake Forest	90	86
87	H	Manhattan	84	87

123	H	Delaware St.	68	54
145	H	Fairleigh Dickinson	111	85
146	H	Virginia Tech	81	72
160	A	Georgia Tech	86	74
160	H	Georgia Tech	87	84
160	N	Georgia Tech	82	64

201	H	Tex. A&M-Corp. Chris	99	73
206	H	American	81	55
265	H	Western Caro.	87	57
294	H	Nicholls St.	88	56
318	H	VMI	99	68

LAST 10 Division I GAMES:

87	H	Manhattan	84	87
22	N	Boston College	66	80
160	N	Georgia Tech	82	64
79	A	Virginia	71	70
78	H	Miami (Fla.)	65	61
12	A	North Carolina	57	81
63	A	Florida St.	60	71
160	H	Georgia Tech	87	84
77	A	Clemson	77	89
1	H	Duke	88	96

Non-Div I Games: Chamade 98 69

Maryland

Loss, Non-Conf, S Site, H Home A Away N Neutral

Average RPI Win: 179

WON-LOST

WINNING

LAST 10

STRENGTH OF

OPP. STRENGTH

TEAM

CONF.

Average RPI Loss: 87

RECORD

PCT. RANK

GAMES

SCHEDULE

OF SCHEDULE

RPI

RPI

DIV. I ONLY

13- 15

184

4- 6

69

109

126

11

DIV. I NON-CONF.

5- 6

178

0- 1

53

145

124

9

TOTALS

RPI 1-50

RPI 51-100

W-L RECORDS

RPI 101-200

RPI 201+

13- 15

1- 4

2- 4

OVERALL

5- 6

5- 1

10- 2

1- 0

2- 0

HOME

4- 2

3- 0

2- 12

0- 3

0- 4

AWAY

0- 4

2- 1

1- 1

0- 1

0- 0

NEUTRAL

1- 0

0- 0

5- 6

0- 3

0- 2

NON-CONFERENCE

2- 1

3- 0

4- 0

0- 0

0- 0

HOME

1- 0

3- 0

0- 5

0- 2

0- 2

AWAY

0- 1

0- 0

1- 1

0- 1

0- 0

NEUTRAL

1- 0

0- 0

8- 9

1- 1

2- 2

CONFERENCE

3- 5

2- 1

6- 2

1- 0

2- 0

HOME

3- 2

0- 0

2- 7

0- 1

0- 2

AWAY

0- 3

2- 1

0- 0

0- 0

0- 0

NEUTRAL

0- 0

0- 0

RPI 1-50

RPI	S	Opponent	Score
3	A	Connecti cut	60 78
22	A	Boston College	62 91
32	N	UAB	77 86
37	A	George Washi ngton	66 69
43	H	St. Joseph's	68 58

RPI 51-100

RPI	S	Opponent	Score
63	A	Fl ori da St.	63 73
74	A	Temple	47 76
74	H	Temple	60 34
80	A	Xavi er	66 75
80	H	Xavi er	65 56
94	A	Davi dson	63 66

RPI 101-200

Team's RPI: 126

RPI	S	Opponent	Score
101	A	St. Louis	48 50
103	A	La Salle	61 68
103	H	La Salle	44 65
104	H	Charlotte	71 72
125	H	Si ena	78 69
128	N	St. Peter's	66 49
134	H	Fordham	74 61
137	A	St. John's (N.Y.)	49 51
152	A	Rhode Isl and	55 58
152	H	Rhode Isl and	63 61
183	H	Dayton	66 47

RPI 201+

RPI	S	Opponent	Score
205	A	Ri chmond	66 81
209	H	Boston U.	64 45
270	H	Hartford	67 62
290	A	St. Bonaventure	72 64
308	A	Duquesne	82 63
333	H	Savannah St.	93 57

LAST 10 Div sion I GAMES:

80	A	Xavi er	66 75	290	A	St. Bonaventure	72 64
80	H	Xavi er	65 56	37	A	George Washi ngton	66 69
205	A	Ri chmond	66 81	63	A	Fl ori da St.	63 73
183	H	Dayton	66 47	103	H	La Salle	44 65
104	H	Charlotte	71 72	152	H	Rhode Isl and	63 61

Non-Di v I Games:

Massachusetts

Average RPI Win:	228	WON-LOST	WINNING	LAST 10	STRENGTH OF	OPP. STRENGTH	TEAM	CONF.
Average RPI Loss:	163	RECORD	PCT. RANK	GAMES	SCHEDULE	OF SCHEDULE	RPI	RPI

DIV. I ONLY	11- 14	204	4- 6	258	198	204	22
DIV. I NON-CONF.	2- 6	268	0- 0	234	12	274	21

TOTALS	RPI 1-50	RPI 51-100	W-L RECORDS	RPI 101-200	RPI 201+
11- 14	0- 1	0- 3	OVERALL	5- 4	6- 6
6- 3	0- 0	0- 0	HOME	3- 1	3- 2
5- 11	0- 1	0- 3	AWAY	2- 3	3- 4
0- 0	0- 0	0- 0	NEUTRAL	0- 0	0- 0
2- 6	0- 1	0- 2	NON-CONFERENCE	0- 2	2- 1
1- 0	0- 0	0- 0	HOME	0- 0	1- 0
1- 6	0- 1	0- 2	AWAY	0- 2	1- 1
0- 0	0- 0	0- 0	NEUTRAL	0- 0	0- 0
9- 8	0- 0	0- 1	CONFERENCE	5- 2	4- 5
5- 3	0- 0	0- 0	HOME	3- 1	2- 2
4- 5	0- 0	0- 1	AWAY	2- 1	2- 3
0- 0	0- 0	0- 0	NEUTRAL	0- 0	0- 0

RPI	S	Opponent	Score
13	A	LSU	70 90

RPI	S	Opponent	Score
54	A	Houston	67 78
60	A	Northwestern St.	79 97
68	A	Louisiana Tech	67 80

RPI	S	Opponent	Score
112	A	Sam Houston St.	60 57
112	H	Sam Houston St.	76 64
116	A	Auburn	76 91
140	A	La.-Lafayette	77 89
189	H	Southeastern La.	71 82
192	A	Lamar	83 78
192	H	Lamar	76 72
198	A	Texas-Arlington	62 71
198	H	Texas-Arlington	66 63

RPI	S	Opponent	Score
205	A	Richmond	50 58
241	A	Stephen F. Austin	57 64
241	A	Stephen F. Austin	70 72
241	H	Stephen F. Austin	76 82
246	A	Southern Miss.	87 82
257	A	UTSA	75 100
257	H	UTSA	78 74
259	A	La.-Monroe	62 38
259	H	La.-Monroe	67 74
294	H	Nicholls St.	64 59
316	H	Liberty	85 72
328	A	Texas St.	69 58

LAST 10 Division I GAMES:

241	A	Stephen F. Austin	70 72	112	H	Sam Houston St.	76 64
198	A	Texas-Arlington	62 71	241	H	Stephen F. Austin	76 82
189	H	Southeastern La.	71 82	328	A	Texas St.	69 58
60	A	Northwestern St.	79 97	257	A	UTSA	75 100
259	A	La.-Monroe	62 38	192	H	Lamar	76 72

Non-Div I Games: Louisiana Col. 98 46 Mary Hardin-Baylor 68 63 Spring Hill 79 75

McNeese St.

■ Loss,
 ■ Non-Conf,
 ■ S Site,
 ■ Home
 ■ Away
 ■ Neutral

Average RPI Win: 295

WON-LOST

WINNING

LAST 10

STRENGTH OF

OPP. STRENGTH

TEAM

CONF.

Average RPI Loss: 218

RECORD

PCT. RANK

GAMES

SCHEDULE

OF SCHEDULE

RPI

RPI

DIV. I ONLY

7- 22

299

2- 8

325

329

319

30

DIV. I NON-CONF.

3- 7

251

0- 0

209

282

272

29

TOTALS

RPI 1-50

RPI 51-100

W-L RECORDS

RPI 101-200

RPI 201+

7- 22

0- 2

0- 1

OVERALL

0- 3

7- 16

3- 7

0- 0

0- 0

HOME

0- 1

3- 6

3- 14

0- 2

0- 1

AWAY

0- 2

3- 9

1- 1

0- 0

0- 0

NEUTRAL

0- 0

1- 1

3- 7

0- 2

0- 1

NON-CONFERENCE

0- 1

3- 3

0- 1

0- 0

0- 0

HOME

0- 0

0- 1

2- 6

0- 2

0- 1

AWAY

0- 1

2- 2

1- 0

0- 0

0- 0

NEUTRAL

0- 0

1- 0

4- 15

0- 0

0- 0

CONFERENCE

0- 2

4- 13

3- 6

0- 0

0- 0

HOME

0- 1

3- 5

1- 8

0- 0

0- 0

AWAY

0- 1

1- 7

0- 1

0- 0

0- 0

NEUTRAL

0- 0

0- 1

RPI 1-50

RPI	S	Opponent	Score
7	A	Iowa	41 86
37	A	George Washington	72 98

RPI 51-100

RPI	S	Opponent	Score
75	A	Rutgers	50 92

RPI 101-200

RPI	S	Opponent	Score
123	A	Delaware St.	48 64
123	H	Delaware St.	67 70
137	A	St. John's (N.Y.)	40 77

RPI 201+

Team's RPI: 319

RPI	S	Opponent	Score
215	A	Coppin St.	53 79
215	H	Coppin St.	65 60
222	A	South Carolina St.	60 73
231	A	Marshall	56 66
251	A	Norfolk St.	62 74
251	H	Norfolk St.	59 67
251	N	Norfolk St.	71 73
253	A	Florida A&M	92 96
253	H	Florida A&M	72 83
273	A	Brown	59 57
275	A	Bethune-Cookman	82 86
275	H	Bethune-Cookman	66 69
279	N	Utah Valley St.	75 72
284	A	Hampton	64 73
284	H	Hampton	75 87
294	H	Nicholls St.	69 71
295	A	UMBC	65 75
321	A	Morehead St.	65 59
324	H	N.C. A&T	77 75
326	A	Howard	68 79
326	H	Howard	73 72
329	A	Morgan St.	76 67
329	H	Morgan St.	60 67

LAST 10 Division I GAMES:

251	N	Norfolk St.	71 73	275	H	Bethune-Cookman	66 69
326	H	Howard	73 72	253	H	Florida A&M	72 83
222	A	South Carolina St.	60 73	123	A	Delaware St.	48 64
215	H	Coppin St.	65 60	251	H	Norfolk St.	59 67
329	H	Morgan St.	60 67	284	H	Hampton	75 87

Md. -East. Shore

Non-Div I Games:

Md. -East. Shore

Loss,
 Non-Conf, S Site,
 H Home
A Away
 N Neutral

Average RPI Win: 130
Average RPI Loss: 13

WON-LOST
RECORD

WINNING
PCT. RANK

LAST 10
GAMES

STRENGTH OF
SCHEDULE

OPP. STRENGTH
OF SCHEDULE

TEAM
RPI

CONF.
RPI

DIV. I ONLY

30- 3

2

8- 2

26

82

4

13

DIV. I NON-CONF.

14- 2

20

3- 1

3

6

1

13

TOTALS

RPI 1-50

RPI 51-100

W-L RECORDS

RPI 101-200

RPI 201+

30- 3

8- 4

7- 0

OVERALL

7- 0

11- 0

19- 1

4- 1

6- 0

HOME

4- 0

5- 0

10- 1

1- 1

1- 0

AWAY

2- 0

6- 0

4- 2

3- 2

0- 0

NEUTRAL

1- 0

0- 0

14- 2

6- 3

4- 0

NON-CONFERENCE

6- 0

1- 0

9- 1

2- 1

3- 0

HOME

3- 0

1- 0

4- 0

1- 0

1- 0

AWAY

2- 0

0- 0

4- 2

3- 2

0- 0

NEUTRAL

1- 0

0- 0

16- 1

2- 1

3- 0

CONFERENCE

1- 0

10- 0

10- 0

2- 0

3- 0

HOME

1- 0

4- 0

6- 1

0- 1

0- 0

AWAY

0- 0

6- 0

0- 0

0- 0

0- 0

NEUTRAL

0- 0

0- 0

RPI 1-50

Team's RPI: 4

RPI	S	Opponent	Score
1	N	Duke	67 70
6	H	Tennessee	88 79
8	H	Texas	58 69
9	H	Gonzaga	83 72
10	N	UCLA	88 80
10	N	UCLA	45 50
32	A	UAB	74 80
32	H	UAB	73 66
32	H	UAB	57 46
33	N	Bradley	80 64
40	A	Cincinnati	91 81
42	N	Bucknell	72 56

RPI 51-100

RPI	S	Opponent	Score
53	H	Wis.-Milwaukee	79 52
54	H	Houston	69 62
54	H	Houston	68 54
57	A	Alabama	87 76
68	H	Louisiana Tech	76 58
73	H	Winthrop	73 63
76	H	UTEP	66 56

RPI 101-200

RPI	S	Opponent	Score
108	A	Providence	97 89
114	H	Middle Tenn.	83 50
131	N	Oral Roberts	94 78
156	A	Mississippi	72 49
175	H	Purdue	90 70
190	H	UCF	94 61
192	H	Lamar	108 83

RPI 201+

RPI	S	Opponent	Score
203	A	Tulsa	84 61
203	H	Tulsa	78 67
217	A	Tulane	105 65
217	H	Tulane	75 56
218	A	Rice	84 79
231	A	Marshall	91 81
246	A	Southern Miss.	85 68
246	H	Southern Miss.	80 41
247	H	Jackson St.	97 70
268	H	Southern Methodist	73 53
300	A	East Caro.	77 67

LAST 10 Division I GAMES:

10	N	UCLA	45 50	54	H	Houston	68 54
33	N	Bradley	80 64	217	H	Tulane	75 56
42	N	Bucknell	72 56	54	H	Houston	69 62
131	N	Oral Roberts	94 78	32	A	UAB	74 80
32	H	UAB	57 46	203	H	Tulsa	78 67

Memphis

Memphis

Non-Div I Games:

Memphis

Loss, Non-Conf, S Site, H Home A Away N Neutral

Average RPI Win: 302
Average RPI Loss: 192

WON-LOST
RECORD

WINNING
PCT. RANK

LAST 10
GAMES

STRENGTH OF
SCHEDULE

OPP. STRENGTH
OF SCHEDULE

TEAM
RPI

CONF.
RPI

DIV. I ONLY
DIV. I NON-CONF.

9- 19
5- 6

268
178

4- 6
2- 0

314
330

333
333

305
305

27
30

TOTALS

RPI 1-50

RPI 51-100

W-L RECORDS

RPI 101-200

RPI 201+

9- 19

0- 0

0- 2

OVERALL

0- 8

9- 9

4- 7

0- 0

0- 0

HOME

0- 3

4- 4

5- 9

0- 0

0- 2

AWAY

0- 4

5- 3

0- 3

0- 0

0- 0

NEUTRAL

0- 1

0- 2

5- 6

0- 0

0- 2

NON-CONFERENCE

0- 1

5- 3

2- 1

0- 0

0- 0

HOME

0- 0

2- 1

3- 3

0- 0

0- 2

AWAY

0- 1

3- 0

0- 2

0- 0

0- 0

NEUTRAL

0- 0

0- 2

4- 13

0- 0

0- 0

CONFERENCE

0- 7

4- 6

2- 6

0- 0

0- 0

HOME

0- 3

2- 3

2- 6

0- 0

0- 0

AWAY

0- 3

2- 3

0- 1

0- 0

0- 0

NEUTRAL

0- 1

0- 0

RPI 1-50

RPI S Opponent Score

RPI 51-100

RPI S Opponent Score

RPI 101-200

RPI S Opponent Score

RPI 201+

Team's RPI: 305

RPI S Opponent Score

59 A Col orado 74 117
89 A Okl ahoma St. 61 97

115 A Bel mont 60 96
115 H Bel mont 72 78
143 A Li pscomb 66 83
143 H Li pscomb 66 83
143 N Li pscomb 62 78
157 A Gardner-Webb 58 67
157 H Gardner-Webb 67 77
159 A Ga. Southern 79 98

212 A Fla. Atlantic 80 91
212 H Fla. Atlantic 74 73
225 A East Tenn. St. 81 84
225 H East Tenn. St. 81 104
249 A Kennesaw St. 77 70
249 H Kennesaw St. 57 63
267 A Stetson 82 81
267 H Stetson 72 73
281 N Mai ne 64 72
293 A Campbel l 80 86
293 H Campbel l 69 71
326 N Howard 74 78
331 A Jacksonvi lle 93 90
331 H Jacksonvi lle 90 81
332 A North Fla. 77 71
332 H North Fla. 77 71
333 A Savannah St. 77 60
333 H Savannah St. 88 63

LAST 10 Div sion I GAMES:

143 N Li pscomb 62 78
293 H Campbel l 69 71
157 H Gardner-Webb 67 77
332 A North Fla. 77 71
331 A Jacksonvi lle 93 90
333 A Savannah St. 77 60
267 H Stetson 72 73
212 H Fla. Atlantic 74 73
143 H Li pscomb 66 83
115 H Bel mont 72 78

M
e
r
c
e
r

M
e
r
c
e
r

Non-Di v I Games:

Mercer

Loss, Non-Conf, S Site, H Home A Away N Neutral

Average RPI Win: 156		WON-LOST	WINNING	LAST 10	STRENGTH OF	OPP. STRENGTH	TEAM	CONF.
Average RPI Loss: 41		RECORD	PCT. RANK	GAMES	SCHEDULE	OF SCHEDULE	RPI	RPI
DIV. I ONLY	16- 15	157	4- 6	19	68	78	3	
DIV. I NON-CONF.	8- 5	110	2- 1	169	243	125	4	
TOTALS	RPI 1-50	RPI 51-100	W-L RECORDS	RPI 101-200	RPI 201+			
16- 15	3- 10	5- 6	OVERALL	5- 0	5- 0			
10- 5	1- 3	3- 2	HOME	2- 0	5- 0			
3- 7	2- 5	1- 3	AWAY	1- 0	0- 0			
3- 3	0- 2	1- 1	NEUTRAL	2- 0	0- 0			
8- 5	1- 4	1- 2	NON-CONFERENCE	3- 0	5- 0			
7- 1	0- 1	1- 0	HOME	1- 0	5- 0			
1- 3	1- 2	0- 1	AWAY	0- 0	0- 0			
2- 2	0- 1	0- 1	NEUTRAL	2- 0	0- 0			
8- 10	2- 6	4- 4	CONFERENCE	2- 0	0- 0			
4- 4	1- 2	2- 2	HOME	1- 0	0- 0			
3- 5	1- 3	1- 2	AWAY	1- 0	0- 0			
1- 1	0- 1	1- 0	NEUTRAL	0- 0	0- 0			
RPI S Opponent	RPI 1-50 Score	RPI S Opponent	Team's RPI: 78 Score	RPI S Opponent	RPI 101-200 Score	RPI S Opponent	RPI 201+ Score	
1 A Duke	71 92	51 A North Carolina St.	69 81	146 H Virginia Tech	70 59	262 H Sacred Heart	63 57	
1 N Duke	76 80	51 H North Carolina St.	77 86	160 A Georgia Tech	70 53	267 H Stetson	65 56	
12 A North Carolina	81 70	63 A Florida St.	84 78	161 H Birmingham-Sou.	82 55	288 H Wofford	71 40	
12 H North Carolina	70 80	63 H Florida St.	64 67	186 N Wis.-Green Bay	80 54	324 H N.C. A&T	87 62	
15 H Florida	67 77	71 N Louisville	43 58	198 N Texas-Arlington	76 65	329 H Morgan St.	83 51	
22 A Boston College	54 65	74 A Temple	56 73					
22 H Boston College	61 65	77 H Clemson	62 38					
39 A Creighton	53 52	77 N Clemson	66 63					
47 A Michigan	53 74	79 A Virginia	51 71					
47 A Michigan	65 71	85 H Wake Forest	78 69					
49 A Maryland	61 65	89 H Oklahoma St.	62 59					
49 H Maryland	84 70							
50 N Air Force	53 57							
LAST 10 Division I GAMES:								
47 A Michigan	65 71	63 H Florida St.	64 67					
39 A Creighton	53 52	49 A Maryland	61 65					
89 H Oklahoma St.	62 59	146 H Virginia Tech	70 59					
1 N Duke	76 80	1 A Duke	71 92					
77 N Clemson	66 63	22 A Boston College	54 65					

Non-Div I Games:

Miami (Fla.)

Loss, Non-Conf, S Site, H Home A Away N Neutral

Average RPI Win: 202				WON-LOST RECORD		WINNING PCT. RANK		LAST 10 GAMES		STRENGTH OF SCHEDULE		OPP. STRENGTH OF SCHEDULE		TEAM RPI		CONF. RPI			
Average RPI Loss: 72																			
DIV. I ONLY		18- 10		74		7- 3				144		120		84		16			
DIV. I NON-CONF.		4- 5		187		1- 1				100		18		140		17			
TOTALS				RPI 1-50		RPI 51-100		W-L RECORDS		RPI 101-200				RPI 201+					
18- 10		0- 5		3- 5		OVERALL				6- 1				9- 0					
11- 2		0- 1		2- 1		HOME				4- 0				5- 0					
7- 7		0- 4		1- 3		AWAY				2- 1				4- 0					
0- 1		0- 0		0- 1		NEUTRAL				0- 0				0- 0					
4- 5		0- 3		0- 3		NON-CONFERENCE				2- 0				2- 0					
3- 1		0- 0		0- 1		HOME				2- 0				1- 0					
1- 5		0- 3		0- 2		AWAY				0- 0				1- 0					
0- 0		0- 0		0- 0		NEUTRAL				0- 0				0- 0					
14- 5		0- 2		3- 2		CONFERENCE				4- 1				7- 0					
8- 1		0- 1		2- 0		HOME				2- 0				4- 0					
6- 3		0- 1		1- 1		AWAY				2- 1				3- 0					
0- 1		0- 0		0- 1		NEUTRAL				0- 0				0- 0					
RPI 1-50				RPI 51-100				Team's RPI: 84				RPI 101-200				RPI 201+			
RPI	S	Opponent	Score	RPI	S	Opponent	Score	RPI	S	Opponent	Score	RPI	S	Opponent	Score	RPI	S	Opponent	Score
27	A	Wichita St.	46 55	57	A	Alabama	58 64	127	A	Northern Ill.	58 56	232	H	Illinois St.	51 49				
40	A	Cincinnati	65 75	70	A	Akron	45 52	130	A	Buffalo	81 74	254	A	Ball St.	59 55				
47	A	Michigan	80 87	70	H	Akron	63 60	130	H	Buffalo	74 65	254	H	Ball St.	67 63				
48	A	Kent St.	63 70	80	H	Xavier	65 75	148	H	Toledo	58 49	256	A	Bowling Green	73 59				
48	H	Kent St.	46 53	82	A	Butler	52 53	179	H	Wright St.	54 46	256	H	Bowling Green	77 60				
				99	A	Ohio	73 59	183	H	Dayton	58 42	285	A	Oakland	78 66				
				99	H	Ohio	65 54	195	A	Western Mich.	50 59	306	H	Eastern Mich.	64 59				
				99	N	Ohio	58 73					315	A	Central Mich.	75 62				
												315	H	Central Mich.	66 49				
								LAST 10 Division I GAMES:											
				82	A	Butler	52 53	70	H	Akron	63 60								
				99	N	Ohio	58 73	232	H	Illinois St.	51 49								
				130	H	Buffalo	74 65	99	H	Ohio	65 54								
				256	A	Bowling Green	73 59	254	H	Ball St.	67 63								
				48	A	Kent St.	63 70	130	A	Buffalo	81 74								

Non-Div I Games:

Miami (Ohio)

Loss, Non-Conf, S Site, H Home A Away N Neutral

Average RPI Win: 118

Average RPI Loss: 41

WON-LOST
RECORDWINNING
PCT. RANKLAST 10
GAMESSTRENGTH OF
SCHEDULEOPP. STRENGTH
OF SCHEDULETEAM
RPICONF.
RPI

DIV. I ONLY

18- 10

74

5- 5

46

4

47

1

DIV. I NON-CONF.

10- 1

10

4- 1

167

65

26

1

TOTALS

RPI 1-50

RPI 51-100

W-L RECORDS

RPI 101-200

RPI 201+

18- 10

3- 8

10- 2

OVERALL

4- 1

5- 0

13- 3

3- 3

7- 0

HOME

3- 0

3- 0

5- 6

0- 5

2- 0

AWAY

1- 1

2- 0

1- 2

0- 0

1- 2

NEUTRAL

0- 0

0- 0

10- 1

0- 1

8- 1

NON-CONFERENCE

1- 0

5- 0

10- 1

0- 1

6- 0

HOME

1- 0

3- 0

3- 0

0- 0

1- 0

AWAY

0- 0

2- 0

1- 1

0- 0

1- 1

NEUTRAL

0- 0

0- 0

8- 9

3- 7

2- 1

CONFERENCE

3- 1

0- 0

6- 2

3- 2

1- 0

HOME

2- 0

0- 0

2- 6

0- 5

1- 0

AWAY

1- 1

0- 0

0- 1

0- 0

0- 1

NEUTRAL

0- 0

0- 0

RPI 1-50

Team's RPI: 47

RPI S Opponent

Score

5	A	Ohio St.	54	64
5	H	Ohio St.	85	94
7	A	Iowa	66	94
10	H	UCLA	61	68
14	A	Illinois	74	79
14	H	Illinois	72	64
18	A	Michigan St.	71	90
18	H	Michigan St.	72	67
24	H	Wisconsin	85	76
34	A	Indiana	63	70
34	H	Indiana	67	69

RPI 51-100

RPI S Opponent

Score

62	N	South Carolina	64	76
69	N	Old Dominion	66	43
76	H	UTEP	82	67
78	H	Miami (Fla.)	74	53
78	H	Miami (Fla.)	71	65
82	H	Butler	78	74
83	A	Minnesota	71	55
83	H	Minnesota	72	50
83	N	Minnesota	55	59
84	H	Miami (Ohio)	87	80
95	A	Notre Dame	71	67
95	H	Notre Dame	87	84

RPI 101-200

RPI S Opponent

Score

102	H	Northwestern	68	51
106	A	Penn St.	71	65
123	H	Delaware St.	69	49
175	A	Purdue	70	84
175	H	Purdue	68	65

RPI 201+

RPI S Opponent

Score

209	A	Boston U.	51	46
215	H	Coppin St.	81	53
227	H	Chicago St.	86	69
236	A	South Fla.	68	47
315	H	Central Mich.	87	60

LAST 10 Division I GAMES:

62	N	South Carolina	64	76
69	N	Old Dominion	66	43
78	H	Miami (Fla.)	71	65
95	H	Notre Dame	87	84
76	H	UTEP	82	67
83	N	Minnesota	55	59
34	H	Indiana	67	69
5	A	Ohio St.	54	64
14	H	Illinois	72	64
18	A	Michigan St.	71	90

Non-Div I Games:

Michigan

Loss, Non-Conf, S Site, H Home A Away N Neutral

Average RPI Win: 118

WON-LOST

WINNING

LAST 10

STRENGTH OF

OPP. STRENGTH

TEAM

CONF.

Average RPI Loss: 31

RECORD

PCT. RANK

GAMES

SCHEDULE

OF SCHEDULE

RPI

RPI

DIV. I ONLY

21- 11

67

4- 6

9

17

18

1

DIV. I NON-CONF.

11- 2

25

0- 1

89

85

20

1

TOTALS

RPI 1-50

RPI 51-100

W-L RECORDS

RPI 101-200

RPI 201+

21- 11

9- 10

0- 2

OVERALL

7- 0

5- 0

12- 2

4- 2

0- 0

HOME

4- 0

4- 0

3- 7

1- 5

0- 2

AWAY

2- 0

0- 0

6- 3

4- 3

0- 0

NEUTRAL

1- 0

1- 0

11- 2

3- 2

0- 1

NON-CONFERENCE

3- 0

5- 0

6- 0

0- 0

0- 0

HOME

2- 0

4- 0

1- 1

0- 0

0- 1

AWAY

1- 0

0- 0

4- 2

3- 2

0- 0

NEUTRAL

0- 0

1- 0

10- 9

6- 8

0- 1

CONFERENCE

4- 0

0- 0

6- 2

4- 2

0- 0

HOME

2- 0

0- 0

2- 6

1- 5

0- 1

AWAY

1- 0

0- 0

2- 1

1- 1

0- 0

NEUTRAL

1- 0

0- 0

RPI 1-50

Team's RPI: 18

RPI S Opponent

Score

5	A	Ohio St.	62	59
5	H	Ohio St.	68	79
7	A	Iowa	54	66
7	H	Iowa	85	55
7	N	Iowa	48	53
9	N	Gonzaga	106	109
14	A	Illinois	50	60
14	H	Illinois	68	75
14	N	Illinois	61	56
22	N	Boston College	77	70
23	N	Arizona	74	71
24	A	Wisconsin	63	82
24	H	Wisconsin	74	65
26	N	George Mason	65	75
27	N	Wichita St.	83	64
34	A	Indiana	71	78
34	H	Indiana	87	73
47	A	Michigan	67	72
47	H	Michigan	90	71

RPI 51-100

RPI S Opponent

Score

83	A	Minnesota	55	69
100	A	Hawaii	62	84

RPI 101-200

RPI S Opponent

Score

102	A	Northwestern	77	66
106	H	Penn St.	69	60
135	H	Tennessee Tech	80	63
160	H	Georgia Tech	88	86
175	H	Purdue	77	52
175	N	Purdue	70	58
186	A	Wis.-Green Bay	98	69

RPI 201+

RPI S Opponent

Score

215	H	Coppin St.	78	54
216	N	Ark.-Little Rock	72	67
245	H	Cleveland St.	83	75
277	H	Florida Int'l	85	58
291	H	IPFW	84	73

LAST 10 Division I GAMES:

26	N	George Mason	65	75
7	N	Iowa	48	53
14	N	Illinois	61	56
175	N	Purdue	70	58
14	H	Illinois	68	75
24	H	Wisconsin	74	65
34	A	Indiana	71	78
5	H	Ohio St.	68	79
47	H	Michigan	90	71
7	A	Iowa	54	66

Non-Div I Games: Chamade

89 67

Michigan St.

Loss, Non-Conf, S Site, H Home A Away N Neutral

Average RPI Win: 191
Average RPI Loss: 133

WON-LOST
RECORD

WINNING
PCT. RANK

LAST 10
GAMES

STRENGTH OF
SCHEDULE

OPP. STRENGTH
OF SCHEDULE

TEAM
RPI

CONF.
RPI

DIV. I ONLY
DIV. I NON-CONF.

15- 12
7- 5

124
118

7- 3
1- 0

121
42

171
157

114
80

18
16

TOTALS

RPI 1-50

RPI 51-100

W-L RECORDS

RPI 101-200

RPI 201+

15- 12

1- 2

1- 3

OVERALL

5- 4

8- 3

8- 4

1- 0

1- 0

HOME

2- 3

4- 1

6- 8

0- 2

0- 3

AWAY

3- 1

3- 2

1- 0

0- 0

0- 0

NEUTRAL

0- 0

1- 0

7- 5

1- 2

0- 1

NON-CONFERENCE

3- 2

3- 0

3- 1

1- 0

0- 0

HOME

1- 1

1- 0

3- 4

0- 2

0- 1

AWAY

2- 1

1- 0

1- 0

0- 0

0- 0

NEUTRAL

0- 0

1- 0

8- 7

0- 0

1- 2

CONFERENCE

2- 2

5- 3

5- 3

0- 0

1- 0

HOME

1- 2

3- 1

3- 4

0- 0

0- 2

AWAY

1- 0

2- 2

0- 0

0- 0

0- 0

NEUTRAL

0- 0

0- 0

RPI 1-50

RPI S Opponent

Score

4 A Memphis 50 83
46 A Utah St. 61 79
46 H Utah St. 60 59

RPI 51-100

RPI S Opponent

Score

55 A Western Ky. 48 80
55 H Western Ky. 80 74
66 A South Ala. 63 75
71 A Louisville 68 76

RPI 101-200

Team's RPI: 114

RPI S Opponent

Score

115 A Belmont 87 75
140 H La. -Lafayette 73 59
155 H Austin Peay 67 83
163 A Indiana St. 79 85
169 H Chattanooga 81 71
173 H Denver 62 72
173 H Denver 57 58
196 A Portland St. 65 62
200 A North Texas 62 60

RPI 201+

RPI S Opponent

Score

208 A Tennessee St. 67 57
212 N Fla. Atlantic 90 76
216 A Ark. -Little Rock 68 58
216 H Ark. -Little Rock 66 68
229 A Arkansas St. 74 75
229 H Arkansas St. 77 68
241 A Troy 57 70
252 H New Orleans 86 65
276 H South Dakota St. 89 82
277 A Florida Int'l 66 64
277 H Florida Int'l 82 58

LAST 10 Division I GAMES:

173 H Denver 57 58
277 H Florida Int'l 82 58
55 H Western Ky. 80 74
216 A Ark. -Little Rock 68 58
229 A Arkansas St. 74 75
276 H South Dakota St. 89 82
173 H Denver 62 72
200 A North Texas 62 60
277 A Florida Int'l 66 64
140 H La. -Lafayette 73 59

Middle Tenn.

Middle Tenn.

Non-Div I Games: Freed-Hardeman 92 48

Middle Tenn.

Loss, Non-Conf, S Site, H Home A Away N Neutral

Average RPI Win: 124		WON-LOST	WINNING	LAST 10	STRENGTH OF	OPP. STRENGTH	TEAM	CONF.
Average RPI Loss: 54		RECORD	PCT. RANK	GAMES	SCHEDULE	OF SCHEDULE	RPI	RPI
DIV. I ONLY	15- 14	151	4- 6	16	41	83	1	
DIV. I NON-CONF.	9- 2	31	1- 1	60	250	24	1	
TOTALS	RPI 1-50	RPI 51-100	W-L RECORDS	RPI 101-200	RPI 201+			
15- 14	5- 11	2- 0	OVERALL	6- 4	3- 0			
12- 5	4- 3	2- 0	HOME	4- 2	3- 0			
2- 8	0- 7	0- 0	AWAY	2- 2	0- 0			
1- 1	1- 1	0- 0	NEUTRAL	0- 0	0- 0			
9- 2	1- 2	2- 0	NON-CONFERENCE	4- 1	3- 0			
9- 1	1- 0	2- 0	HOME	3- 1	3- 0			
1- 2	0- 2	0- 0	AWAY	1- 0	0- 0			
0- 0	0- 0	0- 0	NEUTRAL	0- 0	0- 0			
6- 12	4- 9	0- 0	CONFERENCE	2- 3	0- 0			
4- 4	3- 3	0- 0	HOME	1- 1	0- 0			
1- 7	0- 5	0- 0	AWAY	1- 2	0- 0			
1- 1	1- 1	0- 0	NEUTRAL	0- 0	0- 0			
RPI S Opponent	RPI 1-50 Score	RPI S Opponent	Team's RPI: 83 Score	RPI S Opponent	RPI 101-200 Score	RPI S Opponent	RPI 201+ Score	
5 A Ohio St.	53 67	85 H Wake Forest	73 58	102 A Northwestern	53 57	223 H North Dakota St.	70 57	
7 A Iowa	72 76	92 H UNLV	72 67	102 H Northwestern	49 57	276 H South Dakota St.	80 61	
7 H Iowa	74 61			106 A Penn St.	77 66	282 H Grambling	88 64	
7 N Iowa	57 67			121 H Coastal Caro.	75 57			
14 A Illinois	53 77			131 H Oral Roberts	67 54			
14 H Illinois	65 71			157 H Gardner-Webb	72 73			
18 H Michigan St.	69 55			169 H Chattanooga	67 46			
24 A Wisconsin	74 80			175 A Purdue	55 72			
24 H Wisconsin	62 64			175 H Purdue	62 50			
32 H UAB	69 68			180 A Arizona St.	85 79			
34 H Indiana	61 42							
40 A Cincinnati	62 76							
47 A Michigan	50 72							
47 H Michigan	55 71							
47 N Michigan	59 55							
49 A Maryland	66 83							
LAST 10 Division I GAMES:								
40 A Cincinnati	62 76	14 H Illinois	65 71					
85 H Wake Forest	73 58	24 A Wisconsin	74 80					
7 N Iowa	57 67	175 H Purdue	62 50					
47 N Michigan	59 55	7 H Iowa	74 61					
102 A Northwestern	53 57	47 A Michigan	50 72					

Non-Div I Games:

Minnesota

Minnesota

Minnesota

Average RPI Win: 153
Average RPI Loss: 65

WON-LOST
RECORD

WINNING
PCT. RANK

LAST 10
GAMES

STRENGTH OF
SCHEDULE

OPP. STRENGTH
OF SCHEDULE

TEAM
RPI

CONF.
RPI

DIV. I ONLY 15- 15
DIV. I NON-CONF. 10- 3

161 4- 6

54 0- 0

50 57

113 4

106 232

54 3

TOTALS

RPI 1-50

RPI 51-100

W-L RECORDS

RPI 101-200

RPI 201+

15- 15

2- 6

1- 6

OVERALL

8- 3

4- 0

11- 5

2- 3

1- 1

HOME

5- 1

3- 0

1- 8

0- 3

0- 3

AWAY

1- 2

0- 0

3- 2

0- 0

0- 2

NEUTRAL

2- 0

1- 0

10- 3

1- 0

0- 2

NON-CONFERENCE

5- 1

4- 0

6- 2

1- 0

0- 1

HOME

2- 1

3- 0

1- 0

0- 0

0- 0

AWAY

1- 0

0- 0

3- 1

0- 0

0- 1

NEUTRAL

2- 0

1- 0

5- 12

1- 6

1- 4

CONFERENCE

3- 2

0- 0

5- 3

1- 3

1- 0

HOME

3- 0

0- 0

0- 8

0- 3

0- 3

AWAY

0- 2

0- 0

0- 1

0- 0

0- 1

NEUTRAL

0- 0

0- 0

RPI 1-50

RPI 51-100

RPI 101-200 Team's RPI: 113

RPI 201+

RPI S Opponent

Score

RPI S Opponent

Score

RPI S Opponent

Score

RPI S Opponent

Score

6	H	Tennessee	65	88
13	A	LSU	59	72
13	H	LSU	57	71
15	A	Florida	60	75
26	H	George Mason	63	61
41	H	Kentucky	66	81
45	A	Arkansas	70	80
45	H	Arkansas	69	67

57	A	Alabama	59	65
57	H	Alabama	71	58
60	H	Northwestern St.	75	76
62	A	South Carolina	61	83
62	N	South Carolina	44	59
70	N	Akron	72	83
72	A	Vanderbilt	52	80

104	A	Charlotte	53	38
109	H	Georgia	83	68
111	N	Holy Cross	76	75
116	A	Auburn	71	75
116	H	Auburn	71	53
156	A	Mississippi	65	75
156	H	Mississippi	84	55
169	H	Chattanooga	64	48
181	N	Jacksonville St.	104	80
184	H	Santa Clara	82	69
189	H	Southeastern La.	46	57

229	H	Arkansas St.	68	63
241	H	Troy	88	77
252	H	New Orleans	67	59
316	N	Liberty	78	67

LAST 10 Division I GAMES:

62	N	South Carolina	44	59
57	H	Alabama	71	58
45	A	Arkansas	70	80
109	H	Georgia	83	68
116	A	Auburn	71	75
156	H	Mississippi	84	55
13	A	LSU	59	72
62	A	South Carolina	61	83
116	H	Auburn	71	53
41	H	Kentucky	66	81

Non-Div I Games:

Mississippi St.

Loss, Non-Conf, S Site, H Home A Away N Neutral

Average RPI Win:	285	WON-LOST	WINNING	LAST 10	STRENGTH OF	OPP. STRENGTH	TEAM	CONF.
Average RPI Loss:	202	RECORD	PCT. RANK	GAMES	SCHEDULE	OF SCHEDULE	RPI	RPI

DIV. I ONLY	9- 18	266	3- 7	294	334	297	31
DIV. I NON-CONF.	0- 8	323	0- 0	50	186	295	31
TOTALS	RPI 1-50	RPI 51-100	W-L RECORDS	RPI 101-200	RPI 201+		
9- 18	0- 1	0- 3	OVERALL	1- 3	8- 11		
5- 4	0- 0	0- 0	HOME	1- 0	4- 4		
4- 9	0- 1	0- 2	AWAY	0- 2	4- 4		
0- 5	0- 0	0- 1	NEUTRAL	0- 1	0- 3		
0- 8	0- 1	0- 3	NON-CONFERENCE	0- 2	0- 2		
0- 0	0- 0	0- 0	HOME	0- 0	0- 0		
0- 4	0- 1	0- 2	AWAY	0- 1	0- 0		
0- 4	0- 0	0- 1	NEUTRAL	0- 1	0- 2		
9- 10	0- 0	0- 0	CONFERENCE	1- 1	8- 9		
5- 4	0- 0	0- 0	HOME	1- 0	4- 4		
4- 5	0- 0	0- 0	AWAY	0- 1	4- 4		
0- 1	0- 0	0- 0	NEUTRAL	0- 0	0- 1		
RPI S Opponent	RPI 1-50 Score	RPI S Opponent	RPI 51-100 Score	RPI S Opponent	RPI 101-200 Score	RPI S Opponent	RPI 201+ Team's RPI: 297 Score
44 A Texas A&M	53 84	61 N Montana	57 81	122 A St. Mary's (Cal.)	48 78	223 N North Dakota St.	63 83
		76 A UTEP	58 74	132 A Southern U.	60 71	247 A Jackson St.	61 67
		85 A Wake Forest	64 78	132 H Southern U.	70 64	247 H Jackson St.	51 61
				168 N UC Irvine	40 94	258 A Alabama A&M	67 74
						258 H Alabama A&M	74 85
						272 A Alabama St.	74 70
						272 H Alabama St.	48 58
						282 A Grambling	62 53
						282 H Grambling	59 64
						282 N Grambling	49 50
						286 N Colgate	53 64
						292 A Ark. -Pine Bluff	57 68
						292 H Ark. -Pine Bluff	68 62
						302 A Alcorn St.	61 78
						302 H Alcorn St.	67 59
						307 A Texas Southern	67 65
						307 H Texas Southern	69 62
						334 A Prairie View	67 62
						334 H Prairie View	73 71
LAST 10 Division I GAMES:							
282 N Grambling	49 50	307 H Texas Southern	69 62				
292 A Ark. -Pine Bluff	57 68	132 A Southern U.	60 71				
282 A Grambling	62 53	302 A Alcorn St.	61 78				
247 A Jackson St.	61 67	258 H Alabama A&M	74 85				
334 H Prairie View	73 71	272 H Alabama St.	48 58				

Mississippi Val.

Mississippi Val.

Non-Div I Games: Concordia (Cal.) 73 77

Mississippi Val.

Average RPI Win:		161		WON-LOST		WINNING		LAST 10		STRENGTH OF		OPP. STRENGTH		TEAM		CONF.	
Average RPI Loss:		78		RECORD		PCT. RANK		GAMES		SCHEDULE		OF SCHEDULE		RPI		RPI	
DIV. I ONLY		12- 16		215		2- 8		31		87		139		5			
DIV. I NON-CONF.		7- 4		95		0- 0		67		315		85		8			
TOTALS		RPI 1-50		RPI 51-100		W-L RECORDS		RPI 101-200		RPI 201+							
12- 16		2- 5		3- 7		OVERALL		1- 4		5- 0							
11- 5		1- 2		3- 2		HOME		1- 1		5- 0							
1- 9		1- 2		0- 4		AWAY		0- 3		0- 0							
0- 2		0- 1		0- 1		NEUTRAL		0- 0		0- 0							
7- 4		0- 2		1- 1		NON-CONFERENCE		0- 1		5- 0							
7- 1		0- 0		1- 0		HOME		0- 1		5- 0							
0- 2		0- 1		0- 1		AWAY		0- 0		0- 0							
0- 1		0- 1		0- 0		NEUTRAL		0- 0		0- 0							
5- 12		2- 3		2- 6		CONFERENCE		1- 3		0- 0							
4- 4		1- 2		2- 2		HOME		1- 0		0- 0							
1- 7		1- 1		0- 3		AWAY		0- 3		0- 0							
0- 1		0- 0		0- 1		NEUTRAL		0- 0		0- 0							
RPI S Opponent		RPI 1-50		RPI S Opponent		RPI 51-100		RPI S Opponent		RPI 101-200		Team's RPI: 139		RPI S Opponent		RPI 201+	
8 H Texas		53 66		59 A Col orado		60 78		110 A Kansas St.		64 79		201 H Tex. A&M-Corp.		82 81			
14 N Illinois		50 82		59 H Col orado		71 74		110 H Kansas St.		74 71		Chris					
16 A Okl ahoma		71 69		60 H Northwestern St.		81 72		112 H Sam Houston St.		77 80		220 H Furman		72 63			
20 A Kansas		46 79		89 H Okl ahoma St.		69 61		136 A Texas Tech		55 73		259 H La. -Monroe		73 44			
20 H Kansas		89 86		93 A Iowa St.		78 85		167 A Bayl or		64 90		264 H UMKC		60 42			
44 H Texas A&M		51 54		93 H Iowa St.		58 82						285 H Oakl and		74 58			
45 A Arkansas		63 66		94 A Davi dson		73 82						309 H Eastern Ill.		68 56			
				96 A Nebraska		52 65											
				96 H Nebraska		64 63											
				96 N Nebraska		64 71											
LAST 10 Division I GAMES:																	
				96 N Nebraska		64 71		20 A Kansas		46 79							
				96 H Nebraska		64 63		110 H Kansas St.		74 71							
				93 A Iowa St.		78 85		167 A Bayl or		64 90							
				59 A Col orado		60 78		136 A Texas Tech		55 73							
				44 H Texas A&M		51 54		8 H Texas		53 66							

Non-Div I Games:

Missouri

Missouri

Missouri

Average RPI Win: 141
Average RPI Loss: 36

WON-LOST
RECORD

WINNING
PCT. RANK

LAST 10
GAMES

STRENGTH OF
SCHEDULE

OPP. STRENGTH
OF SCHEDULE

TEAM
RPI

CONF.
RPI

DIV. I ONLY

20- 8

40

7- 3

35

83

21

6

DIV. I NON-CONF.

8- 1

18

3- 1

21

299

8

5

TOTALS

RPI 1-50

RPI 51-100

W-L RECORDS

RPI 101-200

RPI 201+

20- 8

4- 8

3- 1

OVERALL

10- 0

4- 0

12- 2

3- 2

2- 0

HOME

6- 0

2- 0

8- 5

1- 5

1- 1

AWAY

4- 0

2- 0

0- 1

0- 1

0- 0

NEUTRAL

0- 0

0- 0

8- 1

0- 1

3- 1

NON-CONFERENCE

4- 0

2- 0

7- 0

0- 0

2- 0

HOME

3- 0

1- 0

3- 2

0- 1

1- 1

AWAY

1- 0

1- 0

0- 0

0- 0

0- 0

NEUTRAL

0- 0

0- 0

12- 7

4- 7

0- 0

CONFERENCE

6- 0

2- 0

7- 2

3- 2

0- 0

HOME

3- 0

1- 0

5- 4

1- 4

0- 0

AWAY

3- 0

1- 0

0- 1

0- 1

0- 0

NEUTRAL

0- 0

0- 0

RPI 1-50

Team's RPI: 21

RPI 51-100

RPI 101-200

RPI 201+

RPI S Opponent

Score

RPI S Opponent

Score

RPI S Opponent

Score

RPI S Opponent

Score

25 A UNI 66 63
25 H UNI 62 72
25 N UNI 42 57
27 A Wichita St. 57 81
27 H Wichita St. 62 68
29 A Southern Ill. 64 66
29 H Southern Ill. 71 63
33 A Bradley 76 86
33 H Bradley 70 62
39 A Creighton 56 78
39 H Creighton 60 54
45 A Arkansas 75 79

53 A Wis.-Milwaukee 72 63
54 H Houston 60 59
71 A Louisville 56 74
86 H Stanford 76 67

127 H Northern Ill. 87 51
131 A Oral Roberts 88 76
159 H Ga. Southern 101 55
163 A Indiana St. 80 58
163 H Indiana St. 97 78
176 A Drake 85 79
176 H Drake 84 59
178 H Detroit 85 71
191 A Evansville 80 65
191 H Evansville 71 50

201 H Tex. A&M-Corp. 95 75
Chris
229 A Arkansas St. 97 80
229 H Arkansas St. 84 55
232 A Illinois St. 72 61
232 H Illinois St. 70 54

LAST 10 Division I GAMES:

71 A Louisville 56 74
54 H Houston 60 59
86 H Stanford 76 67
25 N UNI 42 57
39 H Creighton 60 54

232 A Illinois St. 72 61
53 A Wis.-Milwaukee 72 63
191 H Evansville 71 50
25 A UNI 66 63
29 A Southern Ill. 64 66

Missouri St.

Missouri St.

Non-Div I Games:

Missouri St.

Loss, Non-Conf, S Site, H Home A Away N Neutral

Average RPI Win: 225				WON-LOST RECORD				WINNING PCT. RANK				LAST 10 GAMES				STRENGTH OF SCHEDULE				OPP. STRENGTH OF SCHEDULE				TEAM RPI				CONF. RPI			
Average RPI Loss: 160																															
DIV. I ONLY				18- 14				123				7- 3				186				246				144				26			
DIV. I NON-CONF.				3- 8				260				1- 1				131				79				234				26			
TOTALS				RPI 1-50				RPI 51-100				W-L RECORDS				RPI 101-200				RPI 201+											
18- 14				1- 1				0- 2				OVERALL				6- 6				12- 6											
8- 4				0- 0				0- 0				HOME				2- 1				6- 3											
9- 8				0- 0				0- 1				AWAY				4- 4				5- 3											
2- 3				1- 1				0- 1				NEUTRAL				0- 1				1- 0											
3- 8				1- 1				0- 2				NON-CONFERENCE				1- 5				2- 1											
0- 2				0- 0				0- 0				HOME				0- 1				0- 1											
2- 4				0- 0				0- 1				AWAY				1- 3				1- 0											
2- 3				1- 1				0- 1				NEUTRAL				0- 1				1- 0											
15- 6				0- 0				0- 0				CONFERENCE				5- 1				10- 5											
8- 2				0- 0				0- 0				HOME				2- 0				6- 2											
7- 4				0- 0				0- 0				AWAY				3- 1				4- 3											
0- 0				0- 0				0- 0				NEUTRAL				0- 0				0- 0											
RPI 1-50				RPI 51-100				RPI 101-200				Team's RPI: 144				RPI 201+															
RPI	S	Opponent	Score	RPI	S	Opponent	Score	RPI	S	Opponent	Score	RPI	S	Opponent	Score	RPI	S	Opponent	Score	RPI	S	Opponent	Score								
2	N	Villanova	45 58	58	A	Seton Hall	45 61	128	A	St. Peter's	60 73	213	A	Robert Morris	65 73																
29	N	Southern Ill.	80 68	62	N	South Carolina	56 62	129	H	Drexel	49 53	213	H	Robert Morris	75 87																
								131	N	Oral Roberts	54 62	230	A	Mt. St. Mary's	69 75																
								145	A	Fairleigh Dickinson	62 79	230	H	Mt. St. Mary's	54 64																
												232	A	Wagner	74 58																
								145	A	Fairleigh Dickinson	49 48	232	H	Wagner	61 55																
												243	H	Rider	67 75																
								145	H	Fairleigh Dickinson	96 89	260	A	Quinnipiac	85 82																
												260	H	Quinnipiac	80 74																
								150	A	Lehigh	57 71	262	H	Sacred Heart	73 64																
								165	A	Central Conn. St.	61 57	270	A	Hartford	56 54																
								165	A	Central Conn. St.	62 48	271	A	St. Francis (N.Y.)	66 59																
								165	H	Central Conn. St.	63 48	271	H	St. Francis (N.Y.)	74 68																
								185	A	San Francisco	66 70	274	A	Long Island	72 78																
								199	A	Princeton	41 21	274	H	Long Island	74 63																
												284	N	Hampton	71 49																
												323	A	St. Francis (Pa.)	74 56																
												323	H	St. Francis (Pa.)	55 53																

Montana

Montana				Through Games Of Sunday, March 12, 2006				
Average RPI Win: 177		WON-LOST	WINNING	LAST 10	STRENGTH OF	OPP. STRENGTH	TEAM	CONF.
Average RPI Loss: 148		RECORD	PCT. RANK	GAMES	SCHEDULE	OF SCHEDULE	RPI	RPI
DIV. I ONLY		21- 6	22	8- 2	190	184	61	17
DIV. I NON-CONF.		9- 2	31	2- 1	225	181	78	18
<hr/>								
TOTALS		RPI 1-50	RPI 51-100	W-L RECORDS	RPI 101-200	RPI 201+		
21- 6		1- 1	1- 1	OVERALL	13- 3	7- 2		
11- 1		0- 0	1- 1	HOME	6- 0	4- 0		
8- 5		0- 0	0- 0	AWAY	6- 3	2- 2		
3- 1		1- 1	0- 0	NEUTRAL	1- 0	1- 0		
9- 2		1- 1	1- 1	NON-CONFERENCE	5- 1	3- 0		
4- 1		0- 0	1- 1	HOME	2- 0	1- 0		
4- 1		0- 0	0- 0	AWAY	3- 1	1- 0		
2- 1		1- 1	0- 0	NEUTRAL	0- 0	1- 0		
12- 4		0- 0	0- 0	CONFERENCE	8- 2	4- 2		
7- 0		0- 0	0- 0	HOME	4- 0	3- 0		
4- 4		0- 0	0- 0	AWAY	3- 2	1- 2		
1- 0		0- 0	0- 0	NEUTRAL	1- 0	0- 0		
<hr/>								
RPI 1-50			RPI 51-100	Team's RPI: 61	RPI 101-200		RPI 201+	
RPI S	Opponent	Score	RPI S	Opponent	Score	RPI S	Opponent	Score
19 N	Nevada	87 79	53 H	Wis. -Milwaukee	74 78	117 A	Northern Ariz.	80 83
22 N	Boston College	56 69	86 H	Stanford	88 69	117 A	Northern Ariz.	73 60
						117 H	Northern Ariz.	96 83
						131 H	Oral Roberts	88 74
						142 A	Eastern Wash.	68 46
						142 H	Eastern Wash.	78 72
						142 N	Eastern Wash.	73 71
						149 A	Loyola Marymount	81 75
						149 H	Loyola Marymount	79 61
						154 A	Sacramento St.	73 71
						154 H	Sacramento St.	84 79
						176 A	Drake	78 72
						177 A	Boise St.	69 90
						184 A	Santa Clara	67 56
						196 A	Portland St.	92 93
						196 H	Portland St.	98 77
<hr/>								
LAST 10 Division I GAMES:								
22 N	Boston College	56 69	196 A	Portland St.	92 93			
19 N	Nevada	87 79	142 A	Eastern Wash.	68 46			
117 A	Northern Ariz.	73 60	131 H	Oral Roberts	88 74			
142 N	Eastern Wash.	73 71	154 H	Sacramento St.	84 79			
117 H	Northern Ariz.	96 83	240 H	Montana St.	70 61			

Montana

Average RPI Win: 224		WON-LOST RECORD		WINNING PCT. RANK		LAST 10 GAMES		STRENGTH OF SCHEDULE		OPP. STRENGTH OF SCHEDULE		TEAM RPI		CONF. RPI	
DIV. I ONLY		13- 14		171		4- 6		277		194		240		17	
DIV. I NON-CONF.		6- 6		156		1- 0		319		258		266		18	
TOTALS		RPI 1-50		RPI 51-100		W-L RECORDS		RPI 101-200				RPI 201+			
13- 14		0- 0		0- 2		OVERALL		5- 10				8- 2			
10- 4		0- 0		0- 1		HOME		4- 2				6- 1			
3- 7		0- 0		0- 1		AWAY		1- 5				2- 1			
0- 3		0- 0		0- 0		NEUTRAL		0- 3				0- 0			
6- 6		0- 0		0- 0		NON-CONFERENCE		1- 5				5- 1			
5- 1		0- 0		0- 0		HOME		1- 0				4- 1			
1- 2		0- 0		0- 0		AWAY		0- 2				1- 0			
0- 3		0- 0		0- 0		NEUTRAL		0- 3				0- 0			
7- 8		0- 0		0- 2		CONFERENCE		4- 5				3- 1			
5- 3		0- 0		0- 1		HOME		3- 2				2- 0			
2- 5		0- 0		0- 1		AWAY		1- 3				1- 1			
0- 0		0- 0		0- 0		NEUTRAL		0- 0				0- 0			
RPI S Opponent Score		RPI S Opponent Score		RPI S Opponent Score		RPI S Opponent Score		RPI S Opponent Score		RPI S Opponent Score		RPI S Opponent Score		Team's RPI: 240 Score	
61 A Montana 61 70		61 H Montana 64 80		117 A Northern Ari z. 72 78		117 H Northern Ari z. 73 82		210 A Idaho St. 98 87		210 H Idaho St. 84 72		223 H North Dakota St. 75 76		238 H Portland 70 68	
				142 A Eastern Wash. 53 87		142 H Eastern Wash. 82 70		263 A Weber St. 56 67		263 H Weber St. 81 65		269 H San Jose St. 75 71		276 H South Dakota St. 78 73	
				154 A Sacramento St. 78 75		154 H Sacramento St. 75 70		301 H Idaho 79 69		327 A Northern Colo. 83 69					
				154 H Sacramento St. 70 71		170 N Wyomi ng 67 80									
				173 A Denver 66 69		173 H Denver 84 76									
				186 A Wi s. -Green Bay 73 75		192 N Lamar 82 92									
				196 A Portland St. 59 82		196 H Portland St. 69 68									

Non-Di v I Games: Al as. Fai rbanks 62 65 Wayl and Bapti st 84 60 Carrol l (Mont.) 78 75 Montana St.

Montana St.

Montana St.

Average RPI Win:	273	WON-LOST	WINNING	LAST 10	STRENGTH OF	OPP. STRENGTH	TEAM	CONF.
Average RPI Loss:	180	RECORD	PCT. RANK	GAMES	SCHEDULE	OF SCHEDULE	RPI	RPI

DIV. I ONLY	3- 23	323	2- 8	265	248	321	20
DIV. I NON-CONF.	0- 6	323	0- 1	281	234	331	20

TOTALS	RPI 1-50	RPI 51-100	W-L RECORDS	RPI 101-200	RPI 201+
3- 23	0- 1	0- 2	OVERALL	1- 11	2- 9
1- 10	0- 0	0- 1	HOME	0- 5	1- 4
2- 13	0- 1	0- 1	AWAY	1- 6	1- 5
0- 0	0- 0	0- 0	NEUTRAL	0- 0	0- 0
0- 6	0- 1	0- 0	NON-CONFERENCE	0- 2	0- 3
0- 1	0- 0	0- 0	HOME	0- 0	0- 1
0- 5	0- 1	0- 0	AWAY	0- 2	0- 2
0- 0	0- 0	0- 0	NEUTRAL	0- 0	0- 0
3- 17	0- 0	0- 2	CONFERENCE	1- 9	2- 6
1- 9	0- 0	0- 1	HOME	0- 5	1- 3
2- 8	0- 0	0- 1	AWAY	1- 4	1- 3
0- 0	0- 0	0- 0	NEUTRAL	0- 0	0- 0

RPI 1-50				RPI 51-100				RPI 101-200				RPI 201+				Team's RPI: 321	
RPI	S	Opponent	Score	RPI	S	Opponent	Score	RPI	S	Opponent	Score	RPI	S	Opponent	Score		
3	A	Connecticut	61 129	65	A	Murray St.	40 92	107	A	Samford	52 76	208	A	Tennessee St.	49 76		
				65	H	Murray St.	56 71	107	H	Samford	64 65	208	H	Tennessee St.	75 83		
								135	A	Tennessee Tech	52 61	224	A	Tenn. -Martin	66 71		
								135	H	Tennessee Tech	66 69	224	H	Tenn. -Martin	67 80		
								136	A	Texas Tech	42 76	225	A	East Tenn. St.	70 82		
								155	A	Austin Peay	55 66	309	A	Eastern Ill.	65 80		
								155	H	Austin Peay	48 80	309	H	Eastern Ill.	56 57		
								181	A	Jacksonville St.	68 77	313	A	Southeast Mo. St.	60 55		
								181	H	Jacksonville St.	65 88	313	H	Southeast Mo. St.	62 59		
								183	A	Dayton	41 67	315	A	Central Mich.	76 87		
								194	A	Eastern Ky.	78 66	319	H	Md. -East. Shore	59 65		
								194	H	Eastern Ky.	63 65						
LAST 10 Division I GAMES:																	
				155	H	Austin Peay	48 80	65	H	Murray St.	56 71						
				208	H	Tennessee St.	75 83	313	H	Southeast Mo. St.	62 59						
				315	A	Central Mich.	76 87	194	A	Eastern Ky.	78 66						
				107	A	Samford	52 76	135	H	Tennessee Tech	66 69						
				181	A	Jacksonville St.	68 77	309	A	Eastern Ill.	65 80						

Non-Div I Games: Ky. Christian 123 83

Morehead St.

Average RPI Win: 293

Average RPI Loss: 213

WON-LOST
RECORDWINNING
PCT. RANKLAST 10
GAMESSTRENGTH OF
SCHEDULEOPP. STRENGTH
OF SCHEDULETEAM
RPICONF.
RPI

DIV. I ONLY

4- 26

321

3- 7

289

326

329

30

DIV. I NON-CONF.

0- 11

323

0- 0

74

177

300

29

TOTALS

RPI 1-50

RPI 51-100

W-L RECORDS

RPI 101-200

RPI 201+

4- 26

0- 3

0- 2

OVERALL

0- 3

4- 18

2- 9

0- 1

0- 0

HOME

0- 1

2- 7

2- 14

0- 2

0- 2

AWAY

0- 1

2- 9

0- 3

0- 0

0- 0

NEUTRAL

0- 1

0- 2

0- 11

0- 3

0- 2

NON-CONFERENCE

0- 2

0- 4

0- 2

0- 1

0- 0

HOME

0- 0

0- 1

0- 7

0- 2

0- 2

AWAY

0- 1

0- 2

0- 2

0- 0

0- 0

NEUTRAL

0- 1

0- 1

4- 15

0- 0

0- 0

CONFERENCE

0- 1

4- 14

2- 7

0- 0

0- 0

HOME

0- 1

2- 6

2- 7

0- 0

0- 0

AWAY

0- 0

2- 7

0- 1

0- 0

0- 0

NEUTRAL

0- 0

0- 1

RPI 1-50

RPI	S	Opponent	Score
15	A	Florida	49 92
35	A	Washington	51 118
37	H	George Washington	75 102

RPI 51-100

RPI	S	Opponent	Score
58	A	Seton Hall	46 93
78	A	Miami (Fla.)	51 83

RPI 101-200

RPI	S	Opponent	Score
117	N	Northern Ariz.	51 71
123	H	Delaware St.	43 52
146	A	Virginia Tech	49 77

RPI 201+

Team's RPI: 329

RPI	S	Opponent	Score
215	A	Coppin St.	63 67
221	A	Towson	66 71
222	A	South Carolina St.	44 75
222	H	South Carolina St.	51 60
251	A	Norfolk St.	63 59
251	H	Norfolk St.	53 81
253	A	Florida A&M	42 75
253	H	Florida A&M	79 87
275	A	Bethune-Cookman	41 58
275	H	Bethune-Cookman	81 78
280	N	UNC Greensboro	49 62
281	A	Maine	38 74
284	A	Hampton	48 81
284	H	Hampton	47 80
284	N	Hampton	51 63
298	H	Navy	47 73
319	A	Md.-East. Shore	67 60
319	H	Md.-East. Shore	67 76
324	A	N.C. A&T	42 60
324	H	N.C. A&T	52 56
326	A	Howard	59 72
326	H	Howard	79 75

LAST 10 Division I GAMES:

284	N	Hampton	51 63	324	H	N.C. A&T	52 56
215	A	Coppin St.	63 67	222	H	South Carolina St.	51 60
123	H	Delaware St.	43 52	251	A	Norfolk St.	63 59
326	A	Howard	59 72	284	A	Hampton	48 81
319	A	Md.-East. Shore	67 60	275	H	Bethune-Cookman	81 78

Morgan St.

Average RPI Win: 246
Average RPI Loss: 170

WON-LOST
RECORD

WINNING
PCT. RANK

LAST 10
GAMES

STRENGTH OF
SCHEDULE

OPP. STRENGTH
OF SCHEDULE

TEAM
RPI

CONF.
RPI

DIV. I ONLY	13- 17	209	6- 4	217	270	230	26
DIV. I NON-CONF.	2- 9	291	0- 0	166	219	282	26

TOTALS	RPI 1-50	RPI 51-100	W-L RECORDS	RPI 101-200	RPI 201+
13- 17	0- 0	0- 2	OVERALL	3- 9	10- 6
7- 6	0- 0	0- 0	HOME	2- 3	5- 3
5- 9	0- 0	0- 1	AWAY	1- 5	4- 3
1- 2	0- 0	0- 1	NEUTRAL	0- 1	1- 0
2- 9	0- 0	0- 2	NON-CONFERENCE	1- 5	1- 2
1- 2	0- 0	0- 0	HOME	1- 1	0- 1
0- 5	0- 0	0- 1	AWAY	0- 3	0- 1
1- 2	0- 0	0- 1	NEUTRAL	0- 1	1- 0
11- 8	0- 0	0- 0	CONFERENCE	2- 4	9- 4
6- 4	0- 0	0- 0	HOME	1- 2	5- 2
5- 4	0- 0	0- 0	AWAY	1- 2	4- 2
0- 0	0- 0	0- 0	NEUTRAL	0- 0	0- 0

RPI S Opponent Score

RPI S Opponent Score

RPI S Opponent Score

RPI S Opponent Score Team's RPI: 230

69 A Old Dominion 57 80
70 N Akron 61 74

103 A La Salle 51 73
106 A Penn St. 53 65

206 A American 60 80
213 A Robert Morris 64 62

144 A Monmouth 64 54
144 H Monmouth 75 69

213 H Robert Morris 60 59
213 H Robert Morris 66 67

145 A Fairleigh Dickinson 58 69
145 H Fairleigh Dickinson 68 71

232 H Wagner 66 77
260 A Quinnipiac 62 68

146 A Virginia Tech 62 74
165 A Central Conn. St. 58 68

260 H Quinnipiac 82 78
261 H Lafayette 63 76

165 H Central Conn. St. 57 59
169 N Chattanooga 74 85

262 A Sacred Heart 54 57
262 H Sacred Heart 78 69

171 H Loyola (Md.) 71 76
187 H Binghamton 62 53

271 A St. Francis (N.Y.) 60 43
274 A Long Island 73 57

274 H Long Island 62 61
316 N Liberty 63 59

323 A St. Francis (Pa.) 84 56
323 H St. Francis (Pa.) 71 56

LAST 10 Division I GAMES:

213 H Robert Morris 66 67
232 H Wagner 66 77
213 A Robert Morris 64 62
260 H Quinnipiac 82 78
144 H Monmouth 75 69

274 H Long Island 62 61
145 A Fairleigh Dickinson 58 69
262 A Sacred Heart 54 57
323 H St. Francis (Pa.) 71 56
213 H Robert Morris 60 59

Average RPI Win:

211

Average RPI Loss:

91

WON-LOST
RECORDWINNING
PCT. RANKLAST 10
GAMESSTRENGTH OF
SCHEDULEOPP. STRENGTH
OF SCHEDULETEAM
RPICONF.
RPI

DIV. I ONLY

23- 6

16

8- 2

194

205

65

20

DIV. I NON-CONF.

3- 3

156

1- 1

66

5

98

20

TOTALS

RPI 1-50

RPI 51-100

W-L RECORDS

RPI 101-200

RPI 201+

23- 6

0- 4

0- 0

OVERALL

11- 2

12- 1

13- 1

0- 1

0- 0

HOME

6- 0

7- 0

8- 4

0- 1

0- 0

AWAY

3- 2

5- 1

2- 2

0- 2

0- 0

NEUTRAL

2- 0

0- 0

3- 3

0- 4

0- 0

NON-CONFERENCE

1- 0

2- 0

2- 1

0- 1

0- 0

HOME

1- 0

1- 0

1- 1

0- 1

0- 0

AWAY

0- 0

1- 0

0- 2

0- 2

0- 0

NEUTRAL

0- 0

0- 0

20- 3

0- 0

0- 0

CONFERENCE

10- 2

10- 1

11- 0

0- 0

0- 0

HOME

5- 0

6- 0

7- 3

0- 0

0- 0

AWAY

3- 2

4- 1

2- 0

0- 0

0- 0

NEUTRAL

2- 0

0- 0

RPI 1-50

RPI	S	Opponent	Score
6	N	Tennessee	53 64
12	N	North Carolina	65 69
29	H	Southern Ill.	53 57
40	A	Cincinnati	75 79

RPI 51-100

Team's RPI: 65

RPI	S	Opponent	Score
-----	---	----------	-------

RPI 101-200

RPI	S	Opponent	Score
107	A	Samford	50 61
107	H	Samford	59 38
107	N	Samford	74 57
133	H	Ill. -Chicago	72 68
135	A	Tennessee Tech	66 70
135	H	Tennessee Tech	55 51
155	A	Austin Peay	69 68
155	H	Austin Peay	67 56
181	A	Jacksonville St.	91 72
181	H	Jacksonville St.	78 72
181	N	Jacksonville St.	69 64
194	A	Eastern Ky.	62 45
194	H	Eastern Ky.	80 51

RPI 201+

RPI	S	Opponent	Score
208	A	Tennessee St.	77 52
208	H	Tennessee St.	75 67
218	H	Rice	83 65
224	A	Tenn. -Martin	79 73
224	H	Tenn. -Martin	81 63
224	H	Tenn. -Martin	65 52
257	A	UTSA	89 79
309	A	Eastern Ill.	54 59
309	H	Eastern Ill.	66 65
313	A	Southeast Mo. St.	76 69
313	H	Southeast Mo. St.	81 68
321	A	Morehead St.	71 56
321	H	Morehead St.	92 40

LAST 10 Division I GAMES:

12	N	North Carolina	65 69	135	A	Tennessee Tech	66 70
107	N	Samford	74 57	133	H	Ill. -Chicago	72 68
181	N	Jacksonville St.	69 64	208	A	Tennessee St.	77 52
224	H	Tenn. -Martin	65 52	321	A	Morehead St.	71 56
224	H	Tenn. -Martin	81 63	194	A	Eastern Ky.	62 45

Murray St.

Murray St.

Non-Div I Games: Campbellsville 76 51

Murray St.

■ Loss,
 ■ Non-Conf,
 S Site,
 ■ Home
 ■ Away
 N Neutral

Average RPI Win:	281	WON-LOST	WINNING	LAST 10	STRENGTH OF	OPP. STRENGTH	TEAM	CONF.
Average RPI Loss:	212	RECORD	PCT. RANK	GAMES	SCHEDULE	OF SCHEDULE	RPI	RPI

DIV. I ONLY	6- 23	310	3- 7	320	308	324	30
DIV. I NON-CONF.	0- 10	323	0- 0	246	100	326	29
TOTALS	RPI 1-50	RPI 51-100	W-L RECORDS	RPI 101-200	RPI 201+		
6- 23	0- 1	0- 3	OVERALL	0- 5	6- 14		
4- 6	0- 0	0- 0	HOME	0- 2	4- 4		
2- 16	0- 1	0- 3	AWAY	0- 3	2- 9		
0- 1	0- 0	0- 0	NEUTRAL	0- 0	0- 1		
0- 10	0- 1	0- 3	NON-CONFERENCE	0- 3	0- 3		
0- 1	0- 0	0- 0	HOME	0- 1	0- 0		
0- 9	0- 1	0- 3	AWAY	0- 2	0- 3		
0- 0	0- 0	0- 0	NEUTRAL	0- 0	0- 0		
6- 13	0- 0	0- 0	CONFERENCE	0- 2	6- 11		
4- 5	0- 0	0- 0	HOME	0- 1	4- 4		
2- 7	0- 0	0- 0	AWAY	0- 1	2- 6		
0- 1	0- 0	0- 0	NEUTRAL	0- 0	0- 1		
RPI 1-50		RPI 51-100		RPI 101-200		RPI 201+ Team's RPI : 324	
RPI S Opponent Score	RPI S Opponent Score	RPI S Opponent Score	RPI S Opponent Score	RPI S Opponent Score	RPI S Opponent Score	RPI S Opponent Score	RPI S Opponent Score
40 A Cincinnati 69 105	78 A Miami (Fla.) 62 87	118 A Southern 38 68	215 A Coppin St. 64 65				
	96 A Nebraska 57 107	Cal i forni a	215 H Coppin St. 78 71				
	100 A Hawai i 60 66	123 A Delaware St. 52 56	222 A South Carolina St. 44 51				
		123 H Delaware St. 45 48	222 H South Carolina St. 61 62				
		146 A Vi rgi ni a Tech 66 94	251 A Norfolk St. 43 55				
		193 H Radford 76 83	251 H Norfolk St. 60 75				
			253 A Fl ori da A&M 73 70				
			253 H Fl ori da A&M 71 75				
			275 A Bethune-Cookman 55 69				
			275 H Bethune-Cookman 69 67				
			284 A Hampton 65 77				
			284 H Hampton 65 60				
			293 A Campbel l 72 93				
			300 A East Caro. 75 86				
			314 A Longwood 77 83				
			319 A Md. -East. Shore 75 77				
			326 H Howard 50 58				
			326 N Howard 52 62				
			329 A Morgan St. 56 52				
			329 H Morgan St. 60 42				
LAST 10 Division I Games:							
326 N Howard 52 62	329 A Morgan St. 56 52	215 A Coppin St. 64 65	253 A Fl ori da A&M 73 70	275 A Bethune-Cookman 55 69	123 H Delaware St. 45 48		
222 A South Carolina St. 44 51	215 A Coppin St. 64 65	253 A Fl ori da A&M 73 70	275 A Bethune-Cookman 55 69	123 H Delaware St. 45 48			
326 H Howard 50 58	215 A Coppin St. 64 65	253 A Fl ori da A&M 73 70	275 A Bethune-Cookman 55 69	123 H Delaware St. 45 48			
284 H Hampton 65 60	215 A Coppin St. 64 65	253 A Fl ori da A&M 73 70	275 A Bethune-Cookman 55 69	123 H Delaware St. 45 48			
251 H Norfolk St. 60 75	215 A Coppin St. 64 65	253 A Fl ori da A&M 73 70	275 A Bethune-Cookman 55 69	123 H Delaware St. 45 48			

Non-Div I Games:

Average RPI Win: 294
Average RPI Loss: 165

WON-LOST
RECORD

WINNING
PCT. RANK

LAST 10
GAMES

STRENGTH OF
SCHEDULE

OPP. STRENGTH
OF SCHEDULE

TEAM
RPI

CONF.
RPI

DIV. I ONLY
DIV. I NON-CONF.

8- 18
5- 6

275
178

2- 8
0- 0

280
280

280
327

298
253

21
19

TOTALS

RPI 1-50

RPI 51-100

W-L RECORDS

RPI 101-200

RPI 201+

8- 18

0- 4

0- 1

OVERALL

0- 6

8- 7

4- 8

0- 3

0- 0

HOME

0- 2

4- 3

3- 10

0- 1

0- 1

AWAY

0- 4

3- 4

1- 0

0- 0

0- 0

NEUTRAL

0- 0

1- 0

5- 6

0- 2

0- 1

NON-CONFERENCE

0- 1

5- 2

2- 3

0- 2

0- 0

HOME

0- 0

2- 1

2- 3

0- 0

0- 1

AWAY

0- 1

2- 1

1- 0

0- 0

0- 0

NEUTRAL

0- 0

1- 0

3- 12

0- 2

0- 0

CONFERENCE

0- 5

3- 5

2- 5

0- 1

0- 0

HOME

0- 2

2- 2

1- 7

0- 1

0- 0

AWAY

0- 3

1- 3

0- 0

0- 0

0- 0

NEUTRAL

0- 0

0- 0

RPI 1-50

RPI	S	Opponent	Score
36	H	Georgetown	49 72
42	A	Bucknel I	47 81
42	H	Bucknel I	52 74
50	H	Air Force	55 64

RPI 51-100

RPI	S	Opponent	Score
98	A	Penn	73 86

RPI 101-200

RPI	S	Opponent	Score
111	A	Hol y Cross	62 72
111	A	Hol y Cross	50 78
111	H	Hol y Cross	67 81
150	A	Lehi gh	58 65
150	H	Lehi gh	49 74
197	A	Yal e	70 73

RPI 201+

Team's RPI: 298

RPI	S	Opponent	Score
206	A	Ameri can	48 65
206	H	Ameri can	77 68
216	A	Ark. -Li ttle Rock	57 61
261	A	Lafayette	67 80
261	H	Lafayette	89 69
273	A	Brown	73 64
286	A	Col gate	60 63
286	H	Col gate	72 80
295	H	UMBC	82 95
314	H	Longwood	71 65
320	H	Ci tadel	84 70
322	A	Army	67 62
322	H	Army	73 80
326	N	Howard	82 73
329	A	Morgan St.	73 47

LAST 10 Division I GAMES:

111	A	Hol y Cross	50 78	261	H	Lafayette	89 69
286	H	Col gate	72 80	150	H	Lehi gh	49 74
206	A	Ameri can	48 65	322	A	Army	67 62
286	A	Col gate	60 63	111	H	Hol y Cross	67 81
111	A	Hol y Cross	62 72	42	A	Bucknel I	47 81

Non-Di v I Games: Susquehanna 86 54 Washington (Md.) 106 80

Navy

Loss, Non-Conf, S Site, H Home A Away N Neutral

Average RPI Win: 166
Average RPI Loss: 58

WON-LOST
RECORD

WINNING
PCT. RANK

LAST 10
GAMES

STRENGTH OF
SCHEDULE

OPP. STRENGTH
OF SCHEDULE

TEAM
RPI

CONF.
RPI

DIV. I ONLY	19- 13	104	4- 6	78	74	96	5
DIV. I NON-CONF.	10- 3	54	0- 1	231	261	96	8

TOTALS	RPI 1-50	RPI 51-100	W-L RECORDS	RPI 101-200	RPI 201+
19- 13	3- 8	4- 3	OVERALL	5- 3	7- 0
14- 5	2- 2	2- 1	HOME	3- 2	7- 0
3- 6	0- 5	2- 1	AWAY	1- 1	0- 0
2- 2	1- 1	0- 1	NEUTRAL	1- 0	0- 0
10- 3	1- 3	1- 1	NON-CONFERENCE	1- 0	7- 0
10- 1	1- 1	1- 0	HOME	1- 0	7- 0
0- 2	0- 2	0- 0	AWAY	0- 0	0- 0
0- 1	0- 0	0- 1	NEUTRAL	0- 0	0- 0
9- 10	2- 5	3- 2	CONFERENCE	4- 3	0- 0
4- 4	1- 1	1- 1	HOME	2- 2	0- 0
3- 5	0- 3	2- 1	AWAY	1- 1	0- 0
2- 1	1- 1	0- 0	NEUTRAL	1- 0	0- 0

RPI	S	Opponent	Score
8	A	Texas	59 78
16	H	Oklahoma	59 58
16	N	Oklahoma	69 63
20	A	Kansas	54 96
20	H	Kansas	48 69
20	N	Kansas	65 79
30	A	Hofstra	62 73
31	H	Marquette	84 74
32	H	UAB	72 73
39	A	Creighton	44 70
44	A	Texas A&M	55 66

RPI	S	Opponent	Score
59	A	Colorado	59 81
59	H	Colorado	93 77
63	N	Florida St.	60 74
68	H	Louisiana Tech	59 56
89	A	Oklahoma St.	59 57
93	A	Iowa St.	73 63
93	H	Iowa St.	75 88

RPI	S	Opponent	Score
110	A	Kansas St.	57 42
110	H	Kansas St.	64 66
136	H	Texas Tech	64 70
139	A	Missouri	63 64
139	H	Missouri	65 52
139	N	Missouri	71 64
167	H	Baylor	60 45
197	H	Yale	73 64

RPI	S	Opponent	Score
227	H	Chicago St.	76 65
258	H	Alabama A&M	67 60
276	H	South Dakota St.	76 67
313	H	Southeast Mo. St.	69 54
314	H	Longwood	80 65
324	H	N.C. A&T	107 57
327	H	Northern Colo.	60 50

LAST 10 Division I GAMES:

30	A	Hofstra	62 73	110	H	Kansas St.	64 66
20	N	Kansas	65 79	44	A	Texas A&M	55 66
16	N	Oklahoma	69 63	59	H	Colorado	93 77
139	N	Missouri	71 64	136	H	Texas Tech	64 70
139	A	Missouri	63 64	93	A	Iowa St.	73 63

Non-Div I Games:

Nebraska

Loss, Non-Conf, S Site, H Home A Away N Neutral

Average RPI Win: 153		WON-LOST RECORD		WINNING PCT. RANK		LAST 10 GAMES		STRENGTH OF SCHEDULE		OPP. STRENGTH OF SCHEDULE		TEAM RPI		CONF. RPI	
DIV. I ONLY		26- 5		8		9- 1		103		88		19		9	
DIV. I NON-CONF.		10- 2		28		1- 1		43		82		14		7	
TOTALS		RPI 1-50		RPI 51-100		W-L RECORDS		RPI 101-200				RPI 201+			
26- 5		3- 2		9- 2		OVERALL		6- 2				8- 0			
16- 1		1- 1		5- 0		HOME		5- 0				5- 0			
10- 3		2- 0		4- 1		AWAY		1- 2				3- 0			
0- 2		0- 1		0- 1		NEUTRAL		0- 0				0- 0			
10- 2		1- 1		3- 1		NON-CONFERENCE		3- 1				3- 0			
6- 0		0- 0		1- 0		HOME		3- 0				2- 0			
4- 1		1- 0		2- 0		AWAY		0- 1				1- 0			
0- 2		0- 1		0- 1		NEUTRAL		0- 0				0- 0			
16- 3		2- 1		6- 1		CONFERENCE		3- 1				5- 0			
10- 1		1- 1		4- 0		HOME		2- 0				3- 0			
6- 2		1- 0		2- 1		AWAY		1- 1				2- 0			
0- 0		0- 0		0- 0		NEUTRAL		0- 0				0- 0			

RPI 1-50		Team's RPI: 19		RPI 51-100		RPI 101-200		RPI 201+			
RPI	S	Opponent	Score	RPI	S	Opponent	Score	RPI	S	Opponent	Score
10	N	UCLA	56 67	61	N	Montana	79 87	109	H	Georgia	68 62
20	A	Kansas	72 70	68	A	Louisiana Tech	65 53	122	A	St. Mary's (Cal.)	80 89
46	A	Utah St.	75 57	68	H	Louisiana Tech	50 49	124	A	Fresno St.	77 87
46	H	Utah St.	53 59	70	H	Akron	88 61	124	H	Fresno St.	74 60
46	H	Utah St.	70 63	88	A	Pacific	77 70	140	H	La.-Lafayette	65 58
				92	A	UNLV	68 61	154	H	Sacramento St.	82 74
				97	A	New Mexico St.	90 81	177	A	Boise St.	82 79
				97	H	New Mexico St.	85 63	177	H	Boise St.	81 67
				97	H	New Mexico St.	70 59				
				100	A	Hawaii	69 73				
				100	H	Hawaii	73 55				
LAST 10 Division I GAMES:											
				61	N	Montana	79 87	269	H	San Jose St.	83 60
				46	H	Utah St.	70 63	46	A	Utah St.	75 57
				97	H	New Mexico St.	70 59	301	A	Idaho	74 68
				301	H	Idaho	68 55	70	H	Akron	88 61
				124	H	Fresno St.	74 60	68	H	Louisiana Tech	50 49

Non-Div I Games: Seattle Pacific 83 57

Nevada

Average RPI Win:	251	WON-LOST	WINNING	LAST 10	STRENGTH OF	OPP. STRENGTH	TEAM	CONF.
Average RPI Loss:	192	RECORD	PCT. RANK	GAMES	SCHEDULE	OF SCHEDULE	RPI	RPI

DIV. I ONLY	12- 17	229	5- 5	259	275	250	28
DIV. I NON-CONF.	3- 8	260	0- 0	211	227	276	25

TOTALS	RPI 1-50	RPI 51-100	W-L RECORDS	RPI 101-200	RPI 201+
12- 17	0- 1	0- 1	OVERALL	2- 5	10- 10
7- 4	0- 0	0- 0	HOME	1- 1	6- 3
4- 11	0- 1	0- 1	AWAY	1- 3	3- 6
1- 2	0- 0	0- 0	NEUTRAL	0- 1	1- 1
3- 8	0- 1	0- 1	NON-CONFERENCE	0- 2	3- 4
2- 1	0- 0	0- 0	HOME	0- 0	2- 1
1- 6	0- 1	0- 1	AWAY	0- 2	1- 2
0- 1	0- 0	0- 0	NEUTRAL	0- 0	0- 1
9- 9	0- 0	0- 0	CONFERENCE	2- 3	7- 6
5- 3	0- 0	0- 0	HOME	1- 1	4- 2
3- 5	0- 0	0- 0	AWAY	1- 1	2- 4
1- 1	0- 0	0- 0	NEUTRAL	0- 1	1- 0

RPI	S	Opponent	Score
3	A	Connecticut	44 86

RPI	S	Opponent	Score
51	A	North Carolina St.	62 81

RPI	S	Opponent	Score
106	A	Penn St.	51 75
108	A	Providence	51 75
119	A	Albany (N. Y.)	75 72
119	H	Albany (N. Y.)	78 71
119	N	Albany (N. Y.)	54 67
187	A	Binghamton	46 57
187	H	Binghamton	49 62

RPI	S	Opponent	Score
209	A	Boston U.	46 67
209	H	Boston U.	63 54
211	A	Vermont	53 58
211	H	Vermont	56 64
213	H	Robert Morris	71 65
214	A	Harvard	50 71
260	N	Quinnipiac	62 64
270	A	Hartford	56 69
270	H	Hartford	77 69
270	N	Hartford	66 62
274	H	Long Island	56 59
281	A	Maine	56 59
281	H	Maine	53 67
286	A	Colgate	60 52
289	A	Columbia	61 64
295	A	UMBC	72 58
295	H	UMBC	68 65
310	A	Stony Brook	54 50
310	H	Stony Brook	59 51
311	H	Dartmouth	71 59

LAST 10 Division I Games:

119	N	Albany (N. Y.)	54 67	270	A	Hartford	56 69
270	N	Hartford	66 62	187	A	Binghamton	46 57
119	H	Albany (N. Y.)	78 71	295	H	UMBC	68 65
281	A	Maine	56 59	209	H	Boston U.	63 54
310	H	Stony Brook	59 51	211	H	Vermont	56 64

Non-Div I Games:

New Hampshire

Average RPI Win: 186
Average RPI Loss: 92

WON-LOST
RECORD

WINNING
PCT. RANK

LAST 10
GAMES

STRENGTH OF
SCHEDULE

OPP. STRENGTH
OF SCHEDULE

TEAM
RPI

CONF.
RPI

DIV. I ONLY	17- 13	120	5- 5	120	108	120	8
DIV. I NON-CONF.	9- 4	86	0- 0	183	172	102	10

TOTALS	RPI 1-50	RPI 51-100	W-L RECORDS	RPI 101-200	RPI 201+
17- 13	1- 2	3- 7	OVERALL	7- 4	6- 0
15- 2	1- 0	3- 2	HOME	6- 0	5- 0
2- 9	0- 1	0- 4	AWAY	1- 4	1- 0
0- 2	0- 1	0- 1	NEUTRAL	0- 0	0- 0
9- 4	0- 1	2- 1	NON-CONFERENCE	3- 2	4- 0
9- 0	0- 0	2- 0	HOME	3- 0	4- 0
0- 3	0- 0	0- 1	AWAY	0- 2	0- 0
0- 1	0- 1	0- 0	NEUTRAL	0- 0	0- 0
8- 9	1- 1	1- 6	CONFERENCE	4- 2	2- 0
6- 2	1- 0	1- 2	HOME	3- 0	1- 0
2- 6	0- 1	0- 3	AWAY	1- 2	1- 0
0- 1	0- 0	0- 1	NEUTRAL	0- 0	0- 0

RPI S Opponent Score

35 N Washington 71 81

50 A Air Force 46 51

50 H Air Force 62 59

RPI S Opponent Score

56 A San Diego St. 69 75

56 H San Diego St. 66 73

67 A Brigham Young 68 76

67 H Brigham Young 71 77

76 H UTEP 76 72

92 A UNLV 56 67

92 H UNLV 47 39

92 N UNLV 64 65

97 A New Mexico St. 61 67

97 H New Mexico St. 71 68

RPI S Opponent Score

110 A Kansas St. 56 68

141 A San Diego 56 63

147 H Oregon 68 61

151 A Colorado St. 80 78

151 H Colorado St. 83 75

156 H Mississippi 95 42

162 A Utah 49 64

162 H Utah 64 53

170 A Wyoming 70 77

170 H Wyoming 47 45

198 H Texas-Arlington 63 51

RPI S Opponent Score

222 H South Carolina St. 56 47

287 A TCU 53 42

287 H TCU 56 54

302 H Alcorn St. 87 75

303 H Southern Utah 62 48

311 H Dartmouth 66 60

LAST 10 Division I GAMES:

92 N UNLV 64 65

67 A Brigham Young 68 76

92 H UNLV 47 39

56 H San Diego St. 66 73

50 A Air Force 46 51

170 H Wyoming 47 45

287 A TCU 53 42

151 A Colorado St. 80 78

162 H Utah 64 53

67 H Brigham Young 71 77

New Mexico

New Mexico

Non-Div I Games:

New Mexico

Loss, Non-Conf, S Site, H Home A Away N Neutral

Average RPI Win:

166

WON-LOST

WINNING

LAST 10

STRENGTH OF

OPP. STRENGTH

TEAM

CONF.

Average RPI Loss:

89

RECORD

PCT. RANK

GAMES

SCHEDULE

OF SCHEDULE

RPI

RPI

DIV. I ONLY

15- 14

151

7- 3

64

94

97

9

DIV. I NON-CONF.

4- 7

217

1- 0

52

97

149

7

TOTALS

RPI 1-50

RPI 51-100

W-L RECORDS

RPI 101-200

RPI 201+

15- 14

2- 4

4- 4

OVERALL

3- 6

6- 0

9- 4

1- 1

2- 1

HOME

3- 2

3- 0

4- 10

1- 3

1- 3

AWAY

0- 4

2- 0

2- 0

0- 0

1- 0

NEUTRAL

0- 0

1- 0

4- 7

0- 1

1- 2

NON-CONFERENCE

1- 4

2- 0

2- 3

0- 0

0- 1

HOME

1- 2

1- 0

1- 4

0- 1

1- 1

AWAY

0- 2

0- 0

1- 0

0- 0

0- 0

NEUTRAL

0- 0

1- 0

11- 7

2- 3

3- 2

CONFERENCE

2- 2

4- 0

7- 1

1- 1

2- 0

HOME

2- 0

2- 0

3- 6

1- 2

0- 2

AWAY

0- 2

2- 0

1- 0

0- 0

1- 0

NEUTRAL

0- 0

0- 0

RPI 1-50

RPI 51-100

Team's RPI: 97

RPI 101-200

RPI 201+

RPI	S	Opponent	Score
10	A	UCLA	70 83
19	A	Nevada	63 85
19	A	Nevada	59 70
19	H	Nevada	81 90
46	A	Utah St.	83 77
46	H	Utah St.	93 86

RPI	S	Opponent	Score
68	A	Loui si ana Tech	61 66
68	H	Loui si ana Tech	64 60
76	A	UTEP	67 80
76	H	UTEP	55 64
88	A	Paci fi c	79 69
100	A	Hawai i	56 61
100	H	Hawai i	87 84
100	N	Hawai i	58 57

RPI	S	Opponent	Score
112	H	Sam Houston St.	77 78
120	A	New Mexico	68 71
120	H	New Mexi co	67 61
124	A	Fresno St.	72 75
124	H	Fresno St.	73 70
136	H	Texas Tech	63 69
177	A	Boi se St.	63 73
177	H	Boi se St.	73 68
185	A	San Franci sco	64 74

RPI	S	Opponent	Score
227	N	Chi cago St.	78 63
257	H	UTSA	74 72
269	A	San Jose St.	81 75
269	H	San Jose St.	66 61
301	A	Idaho	62 52
301	H	Idaho	66 50

LAST 10 Div sion I GAMES:

19	A	Nevada	59 70	269	H	San Jose St.	66 61
100	N	Hawai i	58 57	88	A	Paci fi c	79 69
100	A	Hawai i	56 61	177	H	Boi se St.	73 68
301	H	Idaho	66 50	46	A	Utah St.	83 77
68	H	Loui si ana Tech	64 60	19	A	Nevada	63 85

New Mexico St.

New Mexico St.

Non-Di v I Games: Western N. M. 83 51

New Mexico St.

Loss, Non-Conf, S Site, H Home A Away N Neutral

Average RPI Win:	219	WON-LOST	WINNING	LAST 10	STRENGTH OF	OPP. STRENGTH	TEAM	CONF.
Average RPI Loss:	128	RECORD	PCT. RANK	GAMES	SCHEDULE	OF SCHEDULE	RPI	RPI

DIV. I ONLY	8- 19	282	5- 5	155	128	252	18
DIV. I NON-CONF.	1- 9	312	0- 1	154	23	296	16

TOTALS	RPI 1-50	RPI 51-100	W-L RECORDS	RPI 101-200	RPI 201+
8- 19	0- 2	0- 6	OVERALL	3- 7	5- 4
6- 3	0- 0	0- 1	HOME	2- 1	4- 1
1- 13	0- 2	0- 3	AWAY	1- 6	0- 2
1- 3	0- 0	0- 2	NEUTRAL	0- 0	1- 1
1- 9	0- 2	0- 2	NON-CONFERENCE	0- 3	1- 2
1- 0	0- 0	0- 0	HOME	0- 0	1- 0
0- 7	0- 2	0- 1	AWAY	0- 3	0- 1
0- 2	0- 0	0- 1	NEUTRAL	0- 0	0- 1
7- 10	0- 0	0- 4	CONFERENCE	3- 4	4- 2
5- 3	0- 0	0- 1	HOME	2- 1	3- 1
1- 6	0- 0	0- 2	AWAY	1- 3	0- 1
1- 1	0- 0	0- 1	NEUTRAL	0- 0	1- 0

RPI 1-50				RPI 51-100				RPI 101-200				RPI 201+ Team's RPI: 252			
RPI	S	Opponent	Score	RPI	S	Opponent	Score	RPI	S	Opponent	Score	RPI	S	Opponent	Score
13	A	LSU	53 94	55	A	Western Ky.	57 72	113	A	Mississippi St.	59 67	216	H	Ark.-Little Rock	69 60
20	A	Kansas	56 73	55	N	Western Ky.	61 80	114	A	Middle Tenn.	65 86	217	H	Tulane	50 49
				66	A	South Ala.	71 81	140	A	La.-Lafayette	53 60	217	N	Tulane	66 77
				66	H	South Ala.	57 60	140	H	La.-Lafayette	69 76	229	H	Arkansas St.	62 58
				68	N	Louisiana Tech	64 76	173	A	Denver	48 67	241	A	Troy	58 62
				72	A	Vanderbilt	72 78	173	H	Denver	64 54	241	H	Troy	79 75
								175	A	Purdue	56 68	246	A	Southern Miss.	78 83
								181	A	Jacksonville St.	74 79	277	H	Florida Int'l	52 61
								200	A	North Texas	72 69	277	N	Florida Int'l	76 56
								200	H	North Texas	75 74				
LAST 10 Division I GAMES:															
				55	N	Western Ky.	61 80	140	H	La.-Lafayette	69 76				
				277	N	Florida Int'l	76 56	66	A	South Ala.	71 81				
				229	H	Arkansas St.	62 58	241	A	Troy	58 62				
				216	H	Ark.-Little Rock	69 60	200	H	North Texas	75 74				
				181	A	Jacksonville St.	74 79	173	H	Denver	64 54				

Non-Div I Games: Southeastern Okl 93 75

Belhaven

103 69

New Orleans

■ Loss,
 ■ Non-Conf,
 ■ S Site,
 ■ Home
 ■ Away
 ■ N Neutral

Average RPI Win: 208
Average RPI Loss: 131

WON-LOST
RECORD

WINNING
PCT. RANK

LAST 10
GAMES

STRENGTH OF
SCHEDULE

OPP. STRENGTH
OF SCHEDULE

TEAM
RPI

CONF.
RPI

DIV. I ONLY	11- 18	251	4- 6	143	172	202	14
DIV. I NON-CONF.	3- 6	229	0- 1	124	267	216	14

TOTALS	RPI 1-50	RPI 51-100	W-L RECORDS	RPI 101-200	RPI 201+
11- 18	0- 1	1- 5	OVERALL	3- 9	7- 3
6- 6	0- 1	0- 2	HOME	2- 3	4- 0
3- 10	0- 0	1- 2	AWAY	1- 6	1- 2
2- 2	0- 0	0- 1	NEUTRAL	0- 0	2- 1
3- 6	0- 1	0- 1	NON-CONFERENCE	1- 3	2- 1
1- 2	0- 1	0- 0	HOME	0- 1	1- 0
1- 3	0- 0	0- 1	AWAY	1- 2	0- 0
1- 1	0- 0	0- 0	NEUTRAL	0- 0	1- 1
8- 12	0- 0	1- 4	CONFERENCE	2- 6	5- 2
5- 4	0- 0	0- 2	HOME	2- 2	3- 0
2- 7	0- 0	1- 1	AWAY	0- 4	1- 2
1- 1	0- 0	0- 1	NEUTRAL	0- 0	1- 0

RPI S	Opponent	Score
42	H Bucknell	63 66

RPI S	Opponent	Score
64	A Iona	55 73
64	H Iona	69 71
64	N Iona	54 80
87	A Manhattan	67 51
87	H Manhattan	81 82
95	A Notre Dame	59 80

RPI S	Opponent	Score
105	A Mari st	71 89
105	H Mari st	88 82
125	A Si ena	92 98
125	H Si ena	75 76
128	A St. Peter's	59 79
128	H St. Peter's	84 87
130	H Buffal o	59 68
137	A St. John's (N.Y.)	61 67
171	A Loyol a (Md.)	70 82
171	H Loyol a (Md.)	75 72
182	A Val parai so	82 88
187	A Bi nghamton	71 56

RPI S	Opponent	Score
228	A Fai rfi el d	64 68
228	H Fai rfi el d	78 73
228	N Fai rfi el d	84 77
235	N Appal achi an St.	79 70
241	N Troy	71 87
243	A Ri der	70 78
243	H Ri der	84 70
255	A Cani si us	93 84
255	H Cani si us	79 72
290	H St. Bonaventure	101 88

LAST 10 Division I GAMES:

64	N Iona	54	80	87	H Manhattan	81	82
228	N Fai rfi el d	84	77	105	H Mari st	88	82
125	A Si ena	92	98	255	H Cani si us	79	72
105	A Mari st	71	89	228	A Fai rfi el d	64	68
182	A Val parai so	82	88	87	A Manhattan	67	51

Non-Div I Games:

Niagara

Average RPI Win:

261

Average RPI Loss:

164

WON-LOST
RECORDWINNING
PCT. RANKLAST 10
GAMESSTRENGTH OF
SCHEDULEOPP. STRENGTH
OF SCHEDULETEAM
RPICONF.
RPI

DIV. I ONLY

8- 18

275

2- 8

287

217

294

22

DIV. I NON-CONF.

3- 7

251

0- 0

194

104

252

21

TOTALS

RPI 1-50

RPI 51-100

W-L RECORDS

RPI 101-200

RPI 201+

8- 18

0- 3

0- 1

OVERALL

2- 9

6- 5

6- 4

0- 0

0- 1

HOME

2- 2

4- 1

2- 13

0- 3

0- 0

AWAY

0- 6

2- 4

0- 1

0- 0

0- 0

NEUTRAL

0- 1

0- 0

3- 7

0- 3

0- 0

NON-CONFERENCE

0- 4

3- 0

2- 0

0- 0

0- 0

HOME

0- 0

2- 0

1- 6

0- 3

0- 0

AWAY

0- 3

1- 0

0- 1

0- 0

0- 0

NEUTRAL

0- 1

0- 0

5- 11

0- 0

0- 1

CONFERENCE

2- 5

3- 5

4- 4

0- 0

0- 1

HOME

2- 2

2- 1

1- 7

0- 0

0- 0

AWAY

0- 3

1- 4

0- 0

0- 0

0- 0

NEUTRAL

0- 0

0- 0

RPI 1-50

RPI S Opponent

Score

RPI 51-100

RPI S Opponent

Score

RPI 101-200


RPI S Opponent


Score

RPI 201+

RPI S Opponent




Team's RPI: 294
Score



13   LSU 57  104




34   Indiana 65  99




49   Maryland 56  88




60  Northwestern St. 70  79



106   Penn St. 56  93




112   Sam Houston St. 80 73




143 N   Lipscomb 71  73




156   Mississippi 43  69




189   Southeastern La. 76  84




189   Southeastern La. 73 66




192   Lamar 87  103




192   Lamar 81  89



198   Texas-Arlington 54  82



198   Texas-Arlington 63  78




200   North Texas 82  98




204   McNeese St. 59  64




241   Stephen F. Austin 69  83



241   Stephen F. Austin 77 71



247   Jackson St. 93 87



257   UTSA 50  67



259   La.-Monroe 59  78

259   La.-Monroe 59  74



319   Md.-East. Shore 71 69




325   Centenary (La.) 89 80




328   Texas St. 69 66




328   Texas St. 86 67




LAST 10 Division I GAMES:




328   Texas St. 86 67



192   Lamar 87  103




198   Texas-Arlington 63  78




259   La.-Monroe 59  74




60   Northwestern St. 70  79

241   Stephen F. Austin 69  83

328   Texas St. 69 66

257   UTSA 50  67

189   Southeastern La. 76  84

192   Lamar 81  89

Non-Div I Games: Ky. Christian 102 70

Nicholls St.

 Loss,  Non-Conf, S Site,  Home  Away N Neutral

Average RPI Win: 297

Average RPI Loss: 153

WON-LOST
RECORDWINNING
PCT. RANKLAST 10
GAMESSTRENGTH OF
SCHEDULEOPP. STRENGTH
OF SCHEDULETEAM
RPICONF.
RPI

DIV. I ONLY

13- 18

226

5- 5

272

307

251

30

DIV. I NON-CONF.

1- 9

312

0- 0

12

45

211

29

TOTALS

RPI 1-50

RPI 51-100

W-L RECORDS

RPI 101-200

RPI 201+

13- 18

0- 5

0- 0

OVERALL

0- 6

13- 7

6- 4

0- 0

0- 0

HOME

0- 1

6- 3

5- 10

0- 4

0- 0

AWAY

0- 3

5- 3

2- 4

0- 1

0- 0

NEUTRAL

0- 2

2- 1

1- 9

0- 5

0- 0

NON-CONFERENCE

0- 4

1- 0

1- 0

0- 0

0- 0

HOME

0- 0

1- 0

0- 6

0- 4

0- 0

AWAY

0- 2

0- 0

0- 3

0- 1

0- 0

NEUTRAL

0- 2

0- 0

12- 9

0- 0

0- 0

CONFERENCE

0- 2

12- 7

5- 4

0- 0

0- 0

HOME

0- 1

5- 3

5- 4

0- 0

0- 0

AWAY

0- 1

5- 3

2- 1

0- 0

0- 0

NEUTRAL

0- 0

2- 1

RPI 1-50

RPI 51-100

RPI 101-200

RPI 201+

Team's RPI: 251

RPI	S	Opponent	Score
5	A	Ohio St.	59 92
19	A	Nevada	46 56
24	N	Wisconsin	51 80
37	A	George Washington	69 80
39	A	Creighton	47 63

RPI	S	Opponent	Score
-----	---	----------	-------

RPI	S	Opponent	Score
123	A	Delaware St.	50 59
123	H	Delaware St.	54 57
124	A	Fresno St.	70 89
134	N	Fordham	53 72
190	A	UCF	47 63
194	N	Eastern Ky.	60 67

RPI	S	Opponent	Score
215	A	Coppin St.	65 75
215	H	Coppin St.	54 58
215	N	Coppin St.	79 67
221	H	Towson	78 49
222	A	South Carolina St.	52 72
222	H	South Carolina St.	44 56
253	A	Florida A&M	64 76
275	H	Bethune-Cookman	80 66
284	A	Hampton	57 43
284	H	Hampton	52 51
284	N	Hampton	56 73
319	A	Md. -East. Shore	67 59
319	H	Md. -East. Shore	74 62
319	N	Md. -East. Shore	73 71
324	A	N. C. A&T	75 60
324	H	N. C. A&T	55 43
326	A	Howard	65 64
326	H	Howard	82 79
329	A	Morgan St.	81 53
329	H	Morgan St.	59 63

LAST 10 Division I GAMES:

284	N	Hampton	56 73	324	A	N. C. A&T	75 60
215	N	Coppin St.	79 67	123	A	Delaware St.	50 59
319	N	Md. -East. Shore	73 71	284	H	Hampton	52 51
275	H	Bethune-Cookman	80 66	329	H	Morgan St.	59 63
222	A	South Carolina St.	52 72	215	H	Coppin St.	54 58

Norfolk St.

Norfolk St.

Non-Div I Games:

Norfolk St.

Loss,
 Non-Conf, S Site,
 H Home
A Away
 N Neutral

Average RPI Win: 102
Average RPI Loss: 45

WON-LOST
RECORD

WINNING
PCT. RANK

LAST 10
GAMES

STRENGTH OF
SCHEDULE

OPP. STRENGTH
OF SCHEDULE

TEAM
RPI

CONF.
RPI

DIV. I ONLY	22- 7	27	8- 2	10	13	12	3
DIV. I NON-CONF.	9- 2	31	1- 1	79	52	19	4

TOTALS	RPI 1-50	RPI 51-100	W-L RECORDS	RPI 101-200	RPI 201+
22- 7	5- 5	10- 2	OVERALL	5- 1	3- 0
13- 4	2- 3	4- 1	HOME	4- 0	3- 0
8- 2	3- 0	4- 1	AWAY	1- 1	0- 0
2- 2	0- 2	2- 0	NEUTRAL	0- 0	0- 0
9- 2	2- 2	2- 0	NON-CONFERENCE	3- 1	3- 0
8- 1	1- 1	1- 0	HOME	3- 0	3- 0
1- 1	1- 0	0- 0	AWAY	0- 1	0- 0
1- 1	0- 1	1- 0	NEUTRAL	0- 0	0- 0
13- 5	3- 3	8- 2	CONFERENCE	2- 0	0- 0
5- 3	1- 2	3- 1	HOME	1- 0	0- 0
7- 1	2- 0	4- 1	AWAY	1- 0	0- 0
1- 1	0- 1	1- 0	NEUTRAL	0- 0	0- 0

RPI S Opponent Score

1 A Duke 83 76

1 H Duke 83 87

14 H Illinois 64 68

22 H Boston College 74 81

22 N Boston College 82 85

23 H Arizona 86 69

26 N George Mason 60 65

41 A Kentucky 83 79

49 A Maryland 77 62

49 H Maryland 81 57

RPI S Opponent Score

51 A North Carolina St. 95 71

51 H North Carolina St. 82 69

63 A Florida St. 81 80

65 N Murray St. 69 65

77 H Clemson 76 61

78 A Miami (Fla.) 80 70

78 H Miami (Fla.) 70 81

79 A Virginia 68 72

79 H Virginia 99 54

79 N Virginia 79 67

85 A Wake Forest 83 72

94 H Davidson 82 58

LAST 10 Division I GAMES:

26 N George Mason 60 65

65 N Murray St. 69 65

22 N Boston College 82 85

79 N Virginia 79 67

1 A Duke 83 76

79 H Virginia 99 54

49 H Maryland 81 57

51 A North Carolina St. 95 71

85 A Wake Forest 83 72

160 H Georgia Tech 82 75

RPI S Opponent Score

219 H UC Santa Barb. 83 66

239 H UNC Asheville 89 47

245 H Cleveland St. 112 55

North Carolina

North Carolina

Non-Div I Games:

North Carolina

Loss, Non-Conf, S Site, H Home A Away N Neutral

Average RPI Win: 147

Average RPI Loss: 45

WON-LOST
RECORDWINNING
PCT. RANKLAST 10
GAMESSTRENGTH OF
SCHEDULEOPP. STRENGTH
OF SCHEDULETEAM
RPICONF.
RPI

DIV. I ONLY

21- 9

47

4- 6

68

54

51

3

DIV. I NON-CONF.

11- 2

25

1- 1

200

211

62

4

TOTALS

RPI 1-50

RPI 51-100

W-L RECORDS

RPI 101-200

RPI 201+

21- 9

3- 6

9- 3

OVERALL

2- 1

8- 0

15- 3

2- 2

4- 1

HOME

1- 0

8- 0

5- 5

1- 3

3- 1

AWAY

1- 1

0- 0

2- 2

0- 1

2- 1

NEUTRAL

0- 0

0- 0

11- 2

1- 2

3- 1

NON-CONFERENCE

0- 0

8- 0

9- 1

1- 0

0- 1

HOME

0- 0

8- 0

1- 1

0- 1

1- 0

AWAY

0- 0

0- 0

2- 1

0- 1

2- 0

NEUTRAL

0- 0

0- 0

10- 7

2- 4

6- 2

CONFERENCE

2- 1

0- 0

6- 2

1- 2

4- 0

HOME

1- 0

0- 0

4- 4

1- 2

2- 1

AWAY

1- 1

0- 0

0- 1

0- 0

0- 1

NEUTRAL

0- 0

0- 0

RPI 1-50

RPI	S	Opponent	Score
1	A	Duke	68 81
7	A	Iowa	42 45
8	N	Texas	54 75
12	A	North Carolina	69 82
12	H	North Carolina	71 95
22	A	Boston College	78 60
22	H	Boston College	72 74
37	H	George Washington	79 58
49	H	Maryland	62 58

RPI 51-100

Team's RPI: 51

RPI	S	Opponent	Score
52	N	California	58 52
57	A	Alabama	68 64
58	H	Seton Hall	65 83
63	H	Florida St.	86 64
77	A	Clemson	94 85
78	A	Miami (Fla.)	86 77
78	H	Miami (Fla.)	81 69
79	H	Virginia	66 64
85	A	Wake Forest	63 76
85	H	Wake Forest	92 82
85	N	Wake Forest	71 82
95	N	Notre Dame	61 48

RPI 101-200

RPI	S	Opponent	Score
146	A	Virginia Tech	70 64
160	A	Georgia Tech	68 71
160	H	Georgia Tech	87 78

RPI 201+

RPI	S	Opponent	Score
235	H	Appalachian St.	92 68
237	H	Delaware	73 57
239	H	UNC Asheville	86 56
250	H	New Hampshire	81 62
267	H	Stetson	91 61
280	H	UNC Greensboro	83 52
318	H	VMI	75 55
320	H	Citadel	91 59

LAST 10 Division I GAMES:

8	N	Texas	54 75
52	N	California	58 52
85	N	Wake Forest	71 82
85	A	Wake Forest	63 76
22	H	Boston College	72 74
12	H	North Carolina	71 95
146	A	Virginia Tech	70 64
63	H	Florida St.	86 64
160	A	Georgia Tech	68 71
78	A	Miami (Fla.)	86 77

Non-Div I Games:

North Carolina St.

Loss, Non-Conf, S Site, H Home A Away N Neutral

Average RPI Win: 232
Average RPI Loss: 198

WON-LOST
RECORD

WINNING
PCT. RANK

LAST 10
GAMES

STRENGTH OF
SCHEDULE

OPP. STRENGTH
OF SCHEDULE

TEAM
RPI

CONF.
RPI

DIV. I ONLY	12- 12	161	3- 4	315	220	223	32
DIV. I NON-CONF.	9- 9	156	2- 1	279	187	208	32

TOTALS	RPI 1-50	RPI 51-100	W-L RECORDS	RPI 101-200	RPI 201+
12- 12	1- 0	0- 2	OVERALL	2- 4	9- 6
8- 1	0- 0	0- 1	HOME	1- 0	7- 0
2- 11	1- 0	0- 1	AWAY	0- 4	1- 6
2- 0	0- 0	0- 0	NEUTRAL	1- 0	1- 0
9- 9	1- 0	0- 2	NON-CONFERENCE	2- 4	6- 3
5- 1	0- 0	0- 1	HOME	1- 0	4- 0
2- 8	1- 0	0- 1	AWAY	0- 4	1- 3
2- 0	0- 0	0- 0	NEUTRAL	1- 0	1- 0
3- 3	0- 0	0- 0	CONFERENCE	0- 0	3- 3
3- 0	0- 0	0- 0	HOME	0- 0	3- 0
0- 3	0- 0	0- 0	AWAY	0- 0	0- 3
0- 0	0- 0	0- 0	NEUTRAL	0- 0	0- 0

RPI S Opponent Score
24 A Wisconsin 62 55

RPI S Opponent Score
83 A Minnesota 57 70
87 H Manhattan 62 76

RPI S Opponent Score
110 A Kansas St. 56 82
127 N Northern Ill. 57 56
151 A Colorado St. 62 79
173 H Denver 79 66
176 A Drake 68 69
186 A Wisconsin-Green Bay 55 60

RPI S Opponent Score Team's RPI: 223
210 A Idaho St. 87 91
210 H Idaho St. 86 69
220 A Furman 61 73
240 A Montana St. 76 75
264 H UMKC 87 63
276 A South Dakota St. 65 67
276 H South Dakota St. 86 56
279 A Utah Valley St. 65 67
279 H Utah Valley St. 61 52
291 A IPFW 64 72
291 H IPFW 71 59
297 N Mississippi Val. 83 63
301 A Idaho 71 76
301 H Idaho 71 64
306 H Eastern Mich. 87 65

LAST 10 Division I GAMES:

291 A IPFW	64 72	24 A Wisconsin	62 55
276 A South Dakota St.	65 67	279 A Utah Valley St.	65 67
291 H IPFW	71 59	264 H UMKC	87 63
220 A Furman	61 73	276 H South Dakota St.	86 56
301 H Idaho	71 64	279 H Utah Valley St.	61 52

North Dakota St.

North Dakota St.

Non-Div I Games: Hamline 90 74 Mayville St. 93 67 Mary 94 57 Jamestown 71 34 North Dakota St.

Loss, Non-Conf, S Site, H Home A Away N Neutral

Average RPI Win: 302
Average RPI Loss: 222

WON-LOST
RECORD

WINNING
PCT. RANK

LAST 10
GAMES

STRENGTH OF
SCHEDULE

OPP. STRENGTH
OF SCHEDULE

TEAM
RPI

CONF.
RPI

DIV. I ONLY

4- 22

318

1- 9

324

327

332

32

DIV. I NON-CONF.

2- 21

320

0- 9

289

332

330

32

TOTALS

RPI 1-50

RPI 51-100

W-L RECORDS

RPI 101-200

RPI 201+

4- 22

0- 0

0- 0

OVERALL

0- 9

4- 13

4- 7

0- 0

0- 0

HOME

0- 3

4- 4

0- 14

0- 0

0- 0

AWAY

0- 6

0- 8

0- 1

0- 0

0- 0

NEUTRAL

0- 0

0- 1

2- 21

0- 0

0- 0

NON-CONFERENCE

0- 9

2- 12

2- 7

0- 0

0- 0

HOME

0- 3

2- 4

0- 13

0- 0

0- 0

AWAY

0- 6

0- 7

0- 1

0- 0

0- 0

NEUTRAL

0- 0

0- 1

2- 1

0- 0

0- 0

CONFERENCE

0- 0

2- 1

2- 0

0- 0

0- 0

HOME

0- 0

2- 0

0- 1

0- 0

0- 0

AWAY

0- 0

0- 1

0- 0

0- 0

0- 0

NEUTRAL

0- 0

0- 0

RPI 1-50

RPI S

Opponent

Score

RPI 51-100

RPI S

Opponent

Score

RPI 101-200

RPI S

Opponent

Score

RPI 201+

RPI S

Opponent

Team's RPI: 332

Score

115 A Bel mont 54 90
115 H Bel mont 72 78
143 A Li pscomb 65 75
143 H Li pscomb 67 75
157 A Gardner-Webb 68 69
157 H Gardner-Webb 67 71
187 A Bi nghamton 64 71
188 A Col . of Charleston 63 85
190 A UCF 57 69

212 A Fla. Atlantic 75 77
212 H Fla. Atlantic 53 74
225 A East Tenn. St. 71 86
225 H East Tenn. St. 83 99
249 A Kennesaw St. 76 78
249 H Kennesaw St. 72 68
267 A Stetson 40 52
267 H Stetson 77 81
277 A Florida Int'l 57 71
293 A Campbel I 75 93
293 H Campbel I 95 84
305 A Mercer 71 77
305 H Mercer 71 77
317 N Western Ill. 52 58
331 A Jacksonville 71 88
331 H Jacksonville 90 78
333 H Savannah St. 81 62

LAST 10 Division I GAMES:

212 H Fla. Atlantic 53 74
305 H Mercer 71 77
267 H Stetson 77 81
277 A Florida Int'l 57 71
115 A Bel mont 54 90
143 A Li pscomb 65 75
225 H East Tenn. St. 83 99
249 H Kennesaw St. 72 68
157 A Gardner-Webb 68 69
293 A Campbel I 75 93

North Fla.

Non-Div I Games: Concordia (N.Y.) 81 71

North Greenville 77 62

North Fla.

Average RPI Win: 231
Average RPI Loss: 133

WON-LOST
RECORD

WINNING
PCT. RANK

LAST 10
GAMES

STRENGTH OF
SCHEDULE

OPP. STRENGTH
OF SCHEDULE

TEAM
RPI

CONF.
RPI

DIV. I ONLY	11- 14	204	2- 8	185	192	200	18
DIV. I NON-CONF.	5- 4	133	1- 0	160	220	142	16

TOTALS	RPI 1-50	RPI 51-100	W-L RECORDS	RPI 101-200	RPI 201+
11- 14	0- 2	0- 4	OVERALL	3- 4	8- 4
8- 4	0- 0	0- 2	HOME	3- 1	5- 1
3- 9	0- 2	0- 2	AWAY	0- 3	3- 2
0- 1	0- 0	0- 0	NEUTRAL	0- 0	0- 1
5- 4	0- 2	0- 1	NON-CONFERENCE	1- 1	4- 0
4- 1	0- 0	0- 1	HOME	1- 0	3- 0
1- 3	0- 2	0- 0	AWAY	0- 1	1- 0
0- 0	0- 0	0- 0	NEUTRAL	0- 0	0- 0
6- 10	0- 0	0- 3	CONFERENCE	2- 3	4- 4
4- 3	0- 0	0- 1	HOME	2- 1	2- 1
2- 6	0- 0	0- 2	AWAY	0- 2	2- 2
0- 1	0- 0	0- 0	NEUTRAL	0- 0	0- 1

RPI	S	Opponent	Score
28	A	UNC Wi l mington	52 70
44	A	Texas A&M	70 72

RPI	S	Opponent	Score
54	H	Houston	84 92
55	A	Western Ky.	71 97
66	A	South Ala.	79 99
66	H	South Ala.	67 89

RPI	S	Opponent	Score
114	H	Mi ddle Tenn.	60 62
140	A	La. -Lafayette	58 77
140	H	La. -Lafayette	86 79
169	H	Chattanooga	83 76
173	A	Denver	73 79
173	H	Denver	72 70
180	A	Ari zona St.	67 83

RPI	S	Opponent	Score
203	A	Tul sa	67 61
216	A	Ark. -Li ttle Rock	60 69
216	N	Ark. -Li ttle Rock	55 72
229	A	Arkansas St.	82 79
241	A	Troy	81 69
241	H	Stephen F. Austin	81 75
241	H	Troy	84 77
252	A	New Orleans	74 75
252	H	New Orleans	69 72
277	H	Fl ori da Int'l	90 81
294	H	Ni chol ls St.	98 82
330	H	Tex. -Pan Ameri can	84 45

LAST 10 Div sion I GAMES:

216	N	Ark. -Li ttle Rock	55 72	55	A	Western Ky.	71 97
66	A	South Ala.	79 99	114	H	Mi ddle Tenn.	60 62
241	A	Troy	81 69	252	A	New Orleans	74 75
173	A	Denver	73 79	140	A	La. -Lafayette	58 77
330	H	Tex. -Pan Ameri can	84 45	66	H	South Ala.	67 89

North Texas

North Texas

Non-Di v I Games: Angel o St.

111 65

Hardi n-Si mmons 85 48

Tex. Permi an Bas101 62

North Texas

Loss, Non-Conf, S Site, H Home A Away N Neutral

Northeastern

Through Games Of Sunday, March 12, 2006

Average RPI Win: 213
Average RPI Loss: 71WON-LOST
RECORDWINNING
PCT. RANKLAST 10
GAMESSTRENGTH OF
SCHEDULEOPP. STRENGTH
OF SCHEDULETEAM
RPICONF.
RPI

DIV. I ONLY

18- 11

86

7- 3

154

117

90

10

DIV. I NON-CONF.

4- 4

156

1- 0

197

173

171

12

TOTALS

RPI 1-50

RPI 51-100

W-L RECORDS

RPI 101-200

RPI 201+

18- 11

1- 5

2- 2

OVERALL

2- 4

13- 0

9- 2

1- 1

1- 0

HOME

1- 1

6- 0

5- 8

0- 3

0- 2

AWAY

1- 3

4- 0

4- 1

0- 1

1- 0

NEUTRAL

0- 0

3- 0

4- 4

0- 0

0- 1

NON-CONFERENCE

1- 3

3- 0

1- 1

0- 0

0- 0

HOME

0- 1

1- 0

1- 3

0- 0

0- 1

AWAY

1- 2

0- 0

2- 0

0- 0

0- 0

NEUTRAL

0- 0

2- 0

14- 7

1- 5

2- 1

CONFERENCE

1- 1

10- 0

8- 1

1- 1

1- 0

HOME

1- 0

5- 0

4- 5

0- 3

0- 1

AWAY

0- 1

4- 0

2- 1

0- 1

1- 0

NEUTRAL

0- 0

1- 0

RPI 1-50

RPI S Opponent

Score

RPI 51-100

Team's RPI: 90

RPI S Opponent

Score

RPI 101-200



RPI S Opponent



Score



RPI 201+


RPI S Opponent



Score


26  George Mason 63  74



26  George Mason 68  71



28  UNC Wi l m i n g t o n 44  46

28 N UNC Wi l m i n g t o n 54  69


30  Hofstra 78  89



30  Hofstra 89 73



52  Cal i f o r n i a 76  83



69  Ol d D o m i n i o n 79  85


69 N Ol d D o m i n i o n 71 63


81  Va. C o m m o n w e a l t h 79 74



108  P r o v i d e n c e 70  92


111  H o l y C r o s s 44  59


129  D r e x e l 47  83


129  D r e x e l 63 60


165  C e n t r a l C o n n. S t. 94 90


179  W r i g h t S t. 65  72


221  T o w s o n 86 70


221  T o w s o n 89 67


237  D e l a w a r e 80 66

237  D e l a w a r e 73 71

243  R i d e r 92 79


244  G e o r g i a S t. 68 54


244  G e o r g i a S t. 89 63

266  W i l l i a m & M a r y 84 69

273 N B r o w n 67 53


283 N Cal S t. N o r t h r i d g e 102 81

299  J a m e s M a d i s o n 86 83

299  J a m e s M a d i s o n 77 55


299 N J a m e s M a d i s o n 74 56


LAST 10 Div sion I GAMES:


28 N UNC Wi l m i n g t o n 54  69


69 N Ol d D o m i n i o n 71 63



299 N J a m e s M a d i s o n 74 56



221  T o w s o n 86 70


237  D e l a w a r e 80 66

243  R i d e r 92 79

299  J a m e s M a d i s o n 77 55

30  H o f s t r a 78  89

129  D r e x e l 47  83





81  Va. C o m m o n w e a l t h 79 74

N
o
r
t
h
e
a
s
t
e
r
nN
o
r
t
h
e
a
s
t
e
r
n

Non-Di v I Games: Lasell

105 57

Northeastern

 Loss,  Non-Conf, S Site,  Home  Away N Neutral

Average RPI Win: 219
Average RPI Loss: 115

WON-LOST
RECORD

WINNING
PCT. RANK

LAST 10
GAMES

STRENGTH OF
SCHEDULE

OPP. STRENGTH
OF SCHEDULE

TEAM
RPI

CONF.
RPI

DIV. I ONLY	18- 10	74	5- 5	208	170	117	17
DIV. I NON-CONF.	5- 7	201	0- 2	311	153	273	18

TOTALS	RPI 1-50	RPI 51-100	W-L RECORDS	RPI 101-200	RPI 201+
18- 10	0- 2	1- 3	OVERALL	7- 5	10- 1
10- 2	0- 0	1- 1	HOME	4- 1	5- 1
6- 6	0- 1	0- 2	AWAY	2- 3	4- 0
2- 2	0- 1	0- 0	NEUTRAL	1- 1	1- 0
5- 7	0- 2	0- 1	NON-CONFERENCE	1- 4	4- 1
2- 2	0- 0	0- 0	HOME	0- 1	2- 1
1- 4	0- 1	0- 1	AWAY	0- 2	1- 0
2- 2	0- 1	0- 0	NEUTRAL	1- 1	1- 0
13- 3	0- 0	1- 2	CONFERENCE	6- 1	6- 0
8- 1	0- 0	1- 1	HOME	4- 0	3- 0
5- 2	0- 0	0- 1	AWAY	2- 1	3- 0
0- 0	0- 0	0- 0	NEUTRAL	0- 0	0- 0

RPI S Opponent Score

23 A Arizona 66 75

50 N Air Force 49 62

RPI S Opponent Score

55 A Western Ky. 58 79

61 A Montana 83 96

61 H Montana 83 80

61 H Montana 60 73

RPI S Opponent Score

123 H Delaware St. 53 58

142 A Eastern Wash. 61 73

142 H Eastern Wash. 105 95

154 A Sacramento St. 92 72

154 H Sacramento St. 89 83

154 H Sacramento St. 98 83

173 A Denver 63 78

180 A Arizona St. 55 72

185 N San Francisco 70 66

196 A Portland St. 65 63

196 H Portland St. 86 77

198 N Texas-Arlington 59 68

RPI S Opponent Score

203 H Tulsa 58 63

210 A Idaho St. 85 81

210 H Idaho St. 88 80

240 A Montana St. 82 73

240 H Montana St. 78 72

263 A Weber St. 88 82

263 H Weber St. 77 69

295 H UC Davis 78 50

327 A Northern Colo. 88 78

327 H Northern Colo. 63 52

329 N Morgan St. 71 51

LAST 10 Division I GAMES:

123 H Delaware St. 53 58

61 H Montana 60 73

154 H Sacramento St. 98 83

61 A Montana 83 96

154 A Sacramento St. 92 72

55 A Western Ky. 58 79

240 A Montana St. 82 73

263 H Weber St. 77 69

210 H Idaho St. 88 80

142 A Eastern Wash. 61 73

Non-Div I Games: Pacific Lutheran 96 59

Cal Maritime 97 47

Johnson & Wales 100 52

Northern Ariz.

Loss, Non-Conf, S Site, H Home A Away N Neutral

Northern Conf.				Through Games of Sunday, March 12, 2000				
Average RPI Win: 309		WON-LOST RECORD	WINNING PCT. RANK	LAST 10 GAMES	STRENGTH OF SCHEDULE	OPP. STRENGTH OF SCHEDULE	TEAM RPI	CONF. RPI
Average RPI Loss: 175								
DIV. I ONLY		3- 24	325	2- 7	220	276	327	32
DIV. I NON-CONF.		1- 17	322	0- 1	110	205	301	32

TOTALS		RPI 1-50		RPI 51-100	W-L RECORDS	RPI 101-200		RPI 201+
3- 24		0- 2		0- 2	OVERALL	0- 11		3- 7
3- 7		0- 0		0- 0	HOME	0- 4		3- 2
0- 14		0- 2		0- 2	AWAY	0- 6		0- 3
0- 3		0- 0		0- 0	NEUTRAL	0- 1		0- 2
1- 17		0- 2		0- 2	NON-CONFERENCE	0- 11		1- 2
1- 5		0- 0		0- 0	HOME	0- 4		1- 1
0- 10		0- 2		0- 2	AWAY	0- 6		0- 0
0- 2		0- 0		0- 0	NEUTRAL	0- 1		0- 1
2- 7		0- 0		0- 0	CONFERENCE	0- 0		2- 5
2- 2		0- 0		0- 0	HOME	0- 0		2- 1
0- 4		0- 0		0- 0	AWAY	0- 0		0- 3
0- 1		0- 0		0- 0	NEUTRAL	0- 0		0- 1

RPI 1-50		RPI 51-100		RPI 101-200		RPI 201+ Team's RPI: 327		
RPI S	Opponent	Score	RPI S	Opponent	Score	RPI S	Opponent	Score
20	A Kansas	62 85	52	A Cal i forni a	59 83	102	A Northwestern	47 82
50	A Air Force	48 73	96	A Nebraska	50 60	117	A Northern Ari z.	52 63
						117	H Northern Ari z.	78 88
						131	H Oral Roberts	66 79
						143	N Lipscomb	60 72
						149	A Loyola Marymount	63 76
						151	H Colorado St.	57 70
						170	A Wyomi ng	70 83
						173	A Denver	80 85
						173	H Denver	73 79
						174	A Oregon St.	52 70
			LAST 10 Division I GAMES:					
			279	H Utah Valley St.	61 75	201	H Tex. A&M-Corp.	66 72
			291	H IPFW	79 61		Chris	
			173	A Denver	80 85	279	A Utah Valley St.	65 71
			295	A UC Davis	73 86	201	A Tex. A&M-Corp.	56 99
			330	H Tex. -Pan American	86 49		Chris	

Non-Div I	Games: Colorado Col.	80	35	UC-Colo.	Spqs.	90	66
-----------	----------------------	----	----	----------	-------	----	----

Northern Col o.

N
o
r
t
h
e
r
n
C
o
l
o
.

RPI S Opponent Northern Colo. Score

Through Games Of Sunday, March 12, 2006

Northern Colo.

330	A	Tex. -Pan American	63	74
173	H	Denver	73	79

N
o
r
t
h
e
r
n
C
o
l
o
.

Average RPI Win:	214	WON-LOST	WINNING	LAST 10	STRENGTH OF	OPP. STRENGTH	TEAM	CONF.
Average RPI Loss:	100	RECORD	PCT. RANK	GAMES	SCHEDULE	OF SCHEDULE	RPI	RPI

DIV. I ONLY	16- 11	105	6- 4	172	167	127	16
DIV. I NON-CONF.	4- 4	156	0- 1	127	54	138	17

TOTALS	RPI 1-50	RPI 51-100	W-L RECORDS	RPI 101-200	RPI 201+
16- 11	0- 3	2- 4	OVERALL	6- 3	8- 1
9- 3	0- 1	2- 1	HOME	4- 1	3- 0
6- 6	0- 2	0- 3	AWAY	2- 1	4- 0
1- 2	0- 0	0- 0	NEUTRAL	0- 1	1- 1
4- 4	0- 1	1- 1	NON-CONFERENCE	2- 1	1- 1
3- 0	0- 0	1- 0	HOME	2- 0	0- 0
0- 3	0- 1	0- 1	AWAY	0- 1	0- 0
1- 1	0- 0	0- 0	NEUTRAL	0- 0	1- 1
12- 7	0- 2	1- 3	CONFERENCE	4- 2	7- 0
6- 3	0- 1	1- 1	HOME	2- 1	3- 0
6- 3	0- 1	0- 2	AWAY	2- 0	4- 0
0- 1	0- 0	0- 0	NEUTRAL	0- 1	0- 0

RPI	S	Opponent	Score
21	A	Missouri St.	51 87
48	A	Kent St.	55 67
48	H	Kent St.	61 72

RPI	S	Opponent	Score
70	A	Akron	73 86
73	A	Winthrop	97 98
84	H	Miami (Ohio)	56 58
91	H	DePaul	77 68
99	A	Ohio	67 78
99	H	Ohio	64 59

RPI	S	Opponent	Score
110	H	Kansas St.	75 70
130	H	Buffalo	84 82
133	A	Ill. - Chicago	54 55
148	A	Toledo	73 69
148	H	Toledo	66 67
148	N	Toledo	77 78
179	H	Wright St.	62 42
195	A	Western Mich.	74 59
195	H	Western Mich.	86 60

RPI	S	Opponent	Score
223	N	North Dakota St.	56 57
254	A	Ball St.	78 73
254	H	Ball St.	73 67
256	A	Bowling Green	75 74
269	N	San Jose St.	80 78
306	A	Eastern Mich.	67 55
306	H	Eastern Mich.	94 61
315	A	Central Mich.	49 43
315	H	Central Mich.	80 70

LAST 10 Division I GAMES:

148	N	Toledo	77 78
195	A	Western Mich.	74 59
254	A	Ball St.	78 73
306	H	Eastern Mich.	94 61
315	H	Central Mich.	80 70
73	A	Winthrop	97 98
48	A	Kent St.	55 67
99	A	Ohio	67 78
195	H	Western Mich.	86 60
254	H	Ball St.	73 67

Northern Ill.

Northern Ill.

Non-Div I Games: Aurora

102 61

Northern Ill.

Average RPI Win: 139

WON-LOST

WINNING

LAST 10

STRENGTH OF

OPP. STRENGTH

TEAM

CONF.

Average RPI Loss: 54

RECORD

PCT. RANK

GAMES

SCHEDULE

OF SCHEDULE

RPI

RPI

DIV. I ONLY

13- 15

184

4- 6

38

20

102

1

DIV. I NON-CONF.

7- 4

95

1- 0

119

133

95

1

TOTALS

RPI 1-50

RPI 51-100

W-L RECORDS

RPI 101-200

RPI 201+

13- 15

2- 9

3- 2

OVERALL

5- 4

3- 0

8- 5

2- 3

1- 0

HOME

2- 2

3- 0

3- 8

0- 5

2- 2

AWAY

1- 1

0- 0

2- 2

0- 1

0- 0

NEUTRAL

2- 1

0- 0

7- 4

0- 1

1- 2

NON-CONFERENCE

3- 1

3- 0

4- 1

0- 0

0- 0

HOME

1- 1

3- 0

1- 2

0- 0

1- 2

AWAY

0- 0

0- 0

2- 1

0- 1

0- 0

NEUTRAL

2- 0

0- 0

6- 11

2- 8

2- 0

CONFERENCE

2- 3

0- 0

4- 4

2- 3

1- 0

HOME

1- 1

0- 0

2- 6

0- 5

1- 0

AWAY

1- 1

0- 0

0- 1

0- 0

0- 0

NEUTRAL

0- 1

0- 0

RPI 1-50

RPI S Opponent

Score

5	A	Ohio St.	52	61
5	H	Ohio St.	53	56
7	H	Iowa	51	48
14	A	Illinois	47	63
14	H	Illinois	47	58
18	H	Michigan St.	66	77
24	A	Wisconsin	52	68
24	H	Wisconsin	62	51
28	N	UNC Wilmington	48	56
34	A	Indiana	63	72
47	A	Michigan	51	68

RPI 51-100

RPI S Opponent

Score

58	A	Seton Hall	44	42
79	A	Virginia	57	72
83	A	Minnesota	57	49
83	H	Minnesota	57	53
91	A	DePaul	49	59

RPI 101-200

Team's RPI: 102

RPI S Opponent

Score

104	N	Charlotte	61	47
106	A	Penn St.	55	68
106	H	Penn St.	61	65
106	N	Penn St.	42	60
123	H	Delaware St.	61	54
133	H	Ill.-Chicago	62	71
150	N	Lehigh	61	59
175	A	Purdue	78	76
175	H	Purdue	66	53

RPI 201+

RPI S Opponent

Score

212	H	Fla. Atlantic	69	59
291	H	IPFW	73	49
327	H	Northern Colo.	82	47

LAST 10 Division I GAMES:

106	N	Penn St.	42	60	5	A	Ohio St.	52	61
83	H	Minnesota	57	53	14	A	Illinois	47	63
5	H	Ohio St.	53	56	291	H	IPFW	73	49
106	A	Penn St.	55	68	7	H	Iowa	51	48
24	H	Wisconsin	62	51	18	H	Michigan St.	66	77

Northwestern

Northwestern

Non-Div I Games: DePaul

69 36

Northwestern

Loss, Non-Conf, S Site, H Home A Away N Neutral

Average RPI Win:		208	WON-LOST		RECORD	WINNING		PCT. RANK	LAST 10		GAMES	STRENGTH OF		SCHEDULE	OPP. STRENGTH		OF SCHEDULE	TEAM		RPI	CONF.		RPI	
Average RPI Loss:		75																						
DIV. I ONLY		22- 7	27		8- 2	199		174	60		22													
DIV. I NON-CONF.		4- 6	207		1- 2	99		13	154		21													
TOTALS		RPI 1-50	RPI 51-100		W-L RECORDS	RPI 101-200		RPI 201+																
22- 7		1- 4	1- 2		OVERALL	10- 2		11- 0																
11- 0		0- 0	0- 0		HOME	6- 0		5- 0																
10- 6		0- 3	1- 1		AWAY	3- 2		6- 0																
2- 2		1- 1	0- 1		NEUTRAL	1- 0		0- 0																
4- 6		1- 4	1- 2		NON-CONFERENCE	2- 1		1- 0																
0- 0		0- 0	0- 0		HOME	0- 0		0- 0																
3- 5		0- 3	1- 1		AWAY	1- 1		1- 0																
2- 2		1- 1	0- 1		NEUTRAL	1- 0		0- 0																
18- 1		0- 0	0- 0		CONFERENCE	8- 1		10- 0																
11- 0		0- 0	0- 0		HOME	6- 0		5- 0																
7- 1		0- 0	0- 0		AWAY	2- 1		5- 0																
0- 0		0- 0	0- 0		NEUTRAL	0- 0		0- 0																
RPI S Opponent		RPI 1-50 Score	RPI S Opponent		RPI 51-100 Score	Team's RPI: 60		RPI S Opponent		RPI 101-200 Score	RPI S Opponent		RPI 201+ Score											
7 N	Iowa	64 63	89 A	Oklahoma St.	68 64			112 A	Sam Houston St.	73 80	204 H	McNeese St.	97 79											
27 A	Wichita St.	55 57	93 N	Iowa St.	77 81			112 H	Sam Houston St.	77 68	241 A	Stephen F. Austin	72 66											
38 N	West Virginia	54 67	100 A	Hawaii	76 80			112 H	Sam Houston St.	95 87	257 A	UTSA	85 64											
44 A	Texas A&M	61 73						113 A	Mississippi St.	76 75	257 H	UTSA	70 59											
46 A	Utah St.	63 66						139 A	Missouri	72 81	257 H	UTSA	75 61											
								174 N	Oregon St.	72 61	259 A	La.-Monroe	81 68											
								189 A	Southeastern La.	60 58	259 H	La.-Monroe	81 65											
								189 H	Southeastern La.	70 60	294 A	Nicholls St.	79 70											
								192 H	Lamar	80 67	325 A	Centenary (La.)	76 74											
								192 H	Lamar	80 66	328 A	Texas St.	76 71											
								198 A	Texas-Arlington	79 67	328 H	Texas St.	89 71											
								198 H	Texas-Arlington	82 79														
								LAST 10 Division I GAMES:																
38 N	West Virginia	54 67	257 A	UTSA	85 64			328 A	Texas St.	76 71														
7 N	Iowa	64 63	204 H	McNeese St.	97 79			192 H	Lamar	80 67														
112 H	Sam Houston St.	95 87	46 A	Utah St.	63 66																			
192 H	Lamar	80 66																						
257 H	UTSA	75 61																						

Northwestern St.

Northwestern St.

Average RPI Win:	161	WON-LOST	WINNING	LAST 10	STRENGTH OF	OPP. STRENGTH	TEAM	CONF.
Average RPI Loss:	37	RECORD	PCT. RANK	GAMES	SCHEDULE	OF SCHEDULE	RPI	RPI

DIV. I ONLY		15- 13	132	6- 4	57	23	95	2	
DIV. I NON-CONF.		9- 2	31	1- 1	184	151	64	2	
<hr/>									
TOTALS		RPI 1-50	RPI 51-100		W-L RECORDS		RPI 101-200	RPI 201+	
15- 13		1- 11	5- 3		OVERALL		3- 0	7- 0	
11- 5		1- 5	3- 0		HOME		2- 0	6- 0	
4- 6		0- 5	2- 2		AWAY		1- 0	1- 0	
0- 2		0- 1	0- 1		NEUTRAL		0- 0	0- 0	
9- 2		1- 2	2- 1		NON-CONFERENCE		1- 0	6- 0	
8- 1		1- 1	1- 0		HOME		1- 0	5- 0	
2- 1		0- 1	1- 0		AWAY		0- 0	1- 0	
0- 1		0- 0	0- 1		NEUTRAL		0- 0	0- 0	
6- 11		0- 9	3- 2		CONFERENCE		2- 0	1- 0	
4- 4		0- 4	2- 0		HOME		1- 0	1- 0	
2- 6		0- 4	1- 2		AWAY		1- 0	0- 0	
0- 1		0- 1	0- 0		NEUTRAL		0- 0	0- 0	
<hr/>									
RPI S Opponent		Score	RPI S Opponent		Team's RPI: 95	RPI S Opponent		Score	
2	H	Villanova	70	72	51 N	North Carolina St.	48	61	
3	A	Connecticut	74	75	57 A	Alabama	78	71	
11	A	Pittsburgh	97	100	58 A	Seton Hall	102	91	
17	H	Syracuse	82	88	71 A	Louisville	86	89	
30	H	Hofstra	69	50	72 H	Vanderbilt	79	69	
31	A	Marquette	65	67	75 H	Rutgers	90	63	
31	H	Marquette	72	80	91 A	DePaul	67	73	
36	H	Georgetown	82	85	91 H	DePaul	66	61	
36 N		Georgetown	63	67					
38	A	West Virginia	70	71					
47	A	Michigan	84	87					
47	H	Michigan	67	71					
<hr/>									
					LAST 10 Division I GAMES:				
47	A	Michigan	84	87	31	H	Marquette	72	80
72	H	Vanderbilt	79	69	3	A	Connecticut	74	75
36 N		Georgetown	63	67	58	A	Seton Hall	102	91
91	H	DePaul	66	61	236	H	South Fla.	62	55
108	A	Providence	82	75	75	H	Rutgers	90	63

Notre Dame

Notre Dame

Average RPI Win: 263
Average RPI Loss: 165

WON-LOST
RECORD

WINNING
PCT. RANK

LAST 10
GAMES

STRENGTH OF
SCHEDULE

OPP. STRENGTH
OF SCHEDULE

TEAM
RPI

CONF.
RPI

DIV. I ONLY
DIV. I NON-CONF.

9- 18
3- 7

266
251

4- 6
0- 0

271
129

261
55

285
217

29
27

TOTALS

RPI 1-50

RPI 51-100

W-L RECORDS

RPI 101-200

RPI 201+

9- 18

0- 1

0- 2

OVERALL

2- 10

7- 5

4- 7

0- 0

0- 1

HOME

1- 3

3- 3

4- 9

0- 1

0- 1

AWAY

0- 5

4- 2

1- 2

0- 0

0- 0

NEUTRAL

1- 2

0- 0

3- 7

0- 1

0- 2

NON-CONFERENCE

1- 4

2- 0

1- 2

0- 0

0- 1

HOME

0- 1

1- 0

1- 4

0- 1

0- 1

AWAY

0- 2

1- 0

1- 1

0- 0

0- 0

NEUTRAL

1- 1

0- 0

6- 11

0- 0

0- 0

CONFERENCE

1- 6

5- 5

3- 5

0- 0

0- 0

HOME

1- 2

2- 3

3- 5

0- 0

0- 0

AWAY

0- 3

3- 2

0- 1

0- 0

0- 0

NEUTRAL

0- 1

0- 0

RPI 1-50

RPI S Opponent Score
31 A Marquette 69 90

RPI 51-100

RPI S Opponent Score
53 A Wisconsin-Milwaukee 60 83
84 H Miami (Ohio) 66 78

RPI 101-200

RPI S Opponent Score
101 H St. Louis 59 66
119 N Albany (N.Y.) 73 90
128 N St. Peter's 72 69
131 A Oral Roberts 63 74
131 H Oral Roberts 53 90
139 A Missouri 58 74
148 A Toledo 61 64
158 A IUPUI 72 87
158 H IUPUI 81 82
158 N IUPUI 63 69
182 A Valparaiso 64 95
182 H Valparaiso 95 89

RPI 201+

Team's RPI: 285

RPI S Opponent Score
227 A Chicago St. 80 91
227 H Chicago St. 89 76
256 A Bowling Green 76 66
264 A UMKC 91 93
264 H UMKC 81 84
303 A Southern Utah 78 75
303 H Southern Utah 73 76
308 H Duquesne 77 53
317 A Western Ill. 76 64
317 H Western Ill. 68 64
325 A Centenary (La.) 86 76
325 H Centenary (La.) 66 75

LAST 10 Division I Games:

158 N IUPUI 63 69
227 A Chicago St. 80 91
303 A Southern Utah 78 75
325 A Centenary (La.) 86 76
264 H UMKC 81 84
131 H Oral Roberts 53 90
158 A IUPUI 72 87
317 H Western Ill. 68 64
182 H Valparaiso 95 89
325 H Centenary (La.) 66 75

Oakland

Oakland

Non-Div I Games: Spring Arbor 90 74 Notre Dame (Ohio) 102 74

Oakland

Loss, Non-Conf, S Site, H Home A Away N Neutral

Average RPI Win: 196
Average RPI Loss: 83

WON-LOST
RECORD

WINNING
PCT. RANK

LAST 10
GAMES

STRENGTH OF
SCHEDULE

OPP. STRENGTH
OF SCHEDULE

TEAM
RPI

CONF.
RPI

DIV. I ONLY	18- 11	86	5- 5	137	148	99	16
DIV. I NON-CONF.	6- 2	61	1- 0	133	61	63	17

TOTALS	RPI 1-50	RPI 51-100	W-L RECORDS	RPI 101-200	RPI 201+
18- 11	0- 5	2- 3	OVERALL	8- 3	8- 0
12- 2	0- 1	1- 1	HOME	5- 0	6- 0
5- 7	0- 2	0- 2	AWAY	3- 3	2- 0
1- 2	0- 2	1- 0	NEUTRAL	0- 0	0- 0
6- 2	0- 2	0- 0	NON-CONFERENCE	4- 0	2- 0
4- 0	0- 0	0- 0	HOME	2- 0	2- 0
2- 1	0- 1	0- 0	AWAY	2- 0	0- 0
0- 1	0- 1	0- 0	NEUTRAL	0- 0	0- 0
12- 9	0- 3	2- 3	CONFERENCE	4- 3	6- 0
8- 2	0- 1	1- 1	HOME	3- 0	4- 0
3- 6	0- 1	0- 2	AWAY	1- 3	2- 0
1- 1	0- 1	1- 0	NEUTRAL	0- 0	0- 0

RPI 1-50				RPI 51-100				Team's RPI: 99				RPI 101-200				RPI 201+			
RPI	S	Opponent	Score	RPI	S	Opponent	Score	RPI	S	Opponent	Score	RPI	S	Opponent	Score	RPI	S	Opponent	Score
40	A	Cincinnati	58 86	70	A	Akron	61 76	105	A	Marist	69 63	206	H	American	81 50				
41	N	Kentucky	63 71	70	H	Akron	66 63	107	H	Samford	64 52	254	H	Ball St.	71 60				
48	A	Kent St.	58 78	84	A	Miami (Ohio)	54 65	127	A	Northern Ill.	59 64	256	A	Bowling Green	93 90				
48	H	Kent St.	60 73	84	H	Miami (Ohio)	59 73	127	H	Northern Ill.	78 67	256	H	Bowling Green	85 48				
48	N	Kent St.	59 72	84	N	Miami (Ohio)	73 58	130	A	Buffalo	51 70	306	A	Eastern Mich.	75 63				
								130	H	Buffalo	85 72	315	H	Central Mich.	76 44				
								148	A	Tolledo	71 68	315	H	Central Mich.	82 53				
								152	A	Rhode Island	71 63	323	H	St. Francis (Pa.)	77 61				
								178	H	Detroit	56 55								
								195	A	Western Mich.	62 65								
								195	H	Western Mich.	87 55								
LAST 10 Division I GAMES:																			
		48 N Kent St.	59 72			70 A Akron	61 76												
		84 N Miami (Ohio)	73 58			130 H Buffalo	85 72												
		315 H Central Mich.	82 53			107 H Samford	64 52												
		256 H Bowling Green	85 48			84 A Miami (Ohio)	54 65												
		48 A Kent St.	58 78			195 A Western Mich.	62 65												

Non-Div I Games: Shippensburg 73 57

Ohio

Loss, Non-Conf, S Site, H Home A Away N Neutral

O
h
i
o
s
t
.

Ohio St.				Through Games Of Sunday, March 12, 2006				
Average RPI Win: 109		WON-LOST	WINNING	LAST 10	STRENGTH OF	OPP. STRENGTH	TEAM	CONF.
Average RPI Loss: 21		RECORD	PCT. RANK	GAMES	SCHEDULE	OF SCHEDULE	RPI	RPI
DIV. I ONLY		25- 5	9	8- 2	30	12	5	1
DIV. I NON-CONF.		11- 0	1	1- 1	80	138	3	1
<hr/>								
TOTALS		RPI 1-50	RPI 51-100	W-L RECORDS	RPI 101-200	RPI 201+		
25- 5		8- 6	4- 0	OVERALL	10- 0	4- 0		
16- 1		4- 1	2- 0	HOME	6- 0	4- 0		
6- 3		3- 3	0- 0	AWAY	3- 0	0- 0		
4- 2		1- 2	2- 0	NEUTRAL	1- 0	0- 0		
11- 0		2- 1	3- 0	NON-CONFERENCE	3- 0	4- 0		
9- 0		1- 0	1- 0	HOME	3- 0	4- 0		
1- 0		1- 0	0- 0	AWAY	0- 0	0- 0		
2- 1		0- 1	2- 0	NEUTRAL	0- 0	0- 0		
14- 5		6- 5	1- 0	CONFERENCE	7- 0	0- 0		
7- 1		3- 1	1- 0	HOME	3- 0	0- 0		
5- 3		2- 3	0- 0	AWAY	3- 0	0- 0		
2- 1		1- 1	0- 0	NEUTRAL	1- 0	0- 0		
<hr/>								
RPI 1-50		Team's RPI: 5	RPI 51-100		RPI 101-200		RPI 201+	
RPI S	Opponent	Score	RPI S	Opponent	Score	RPI S	Opponent	Score
7	A Iowa	62 67	82	H Butler	79 69	102	A Northwestern	56 53
7	N Iowa	60 67	83	H Minnesota	67 53	102	H Northwestern	61 52
13	H LSU	78 76	93	N Iowa St.	70 67	106	A Penn St.	75 64
14	H Illinois	69 53	94	N Davidson	70 62	106	H Penn St.	104 69
18	A Michigan St.	79 68				106	N Penn St.	63 56
18	H Michigan St.	59 62				115	H Belmont	85 75
24	A Wisconsin	73 78				146	H Virginia Tech	69 56
24	H Wisconsin	77 67				157	H Gardner-Webb	87 58
34	A Indiana	79 81				175	A Purdue	80 64
34	N Indiana	52 51				175	H Purdue	76 57
36	N Georgetown	52 70						
43	A St. Joseph's	81 74						
47	A Michigan	94 85						
47	H Michigan	64 54						
<hr/>								
LAST 10 Division I GAMES:								
36 N Georgetown 52 70					175 H Purdue 76 57			
94 N Davidson 70 62					102 A Northwestern 56 53			
7 N Iowa 60 67					47 H Michigan 64 54			
34 N Indiana 52 51					18 A Michigan St. 79 68			
106 N Penn St. 63 56					102 H Northwestern 61 52			

O
h
i
o
s
t
.

Non-Div I Games:

Ohio St.

Oklahoma

Oklahoma				Through Games Of Sunday, March 12, 2006							
Average RPI Win: 125		WON-LOST	WINNING	LAST 10	STRENGTH OF	OPP. STRENGTH	TEAM	CONF.			
Average RPI Loss: 57		RECORD	PCT. RANK	GAMES	SCHEDULE	OF SCHEDULE	RPI	RPI			
DIV. I ONLY		20- 8	40	6- 4	25	48	16	5			
DIV. I NON-CONF.		9- 2	31	0- 1	22	131	10	8			
<hr/>											
TOTALS		RPI 1-50	RPI 51-100	W-L RECORDS	RPI 101-200	RPI 201+					
20- 8		3- 4	4- 4	OVERALL	10- 1	3- 0					
14- 1		2- 0	3- 0	HOME	8- 1	1- 0					
6- 5		1- 3	1- 2	AWAY	2- 0	2- 0					
0- 3		0- 1	0- 2	NEUTRAL	0- 0	0- 0					
9- 2		0- 2	1- 1	NON-CONFERENCE	5- 0	3- 0					
7- 0		0- 0	1- 0	HOME	5- 0	1- 0					
2- 1		0- 1	0- 0	AWAY	0- 0	2- 0					
0- 2		0- 1	0- 1	NEUTRAL	0- 0	0- 0					
11- 6		3- 2	3- 3	CONFERENCE	5- 1	0- 0					
7- 1		2- 0	2- 0	HOME	3- 1	0- 0					
4- 4		1- 2	1- 2	AWAY	2- 0	0- 0					
0- 1		0- 0	0- 1	NEUTRAL	0- 0	0- 0					
<hr/>											
RPI S Opponent Score		Team's RPI: 16	RPI 51-100		RPI 101-200		RPI 201+				
RPI S Opponent Score			RPI S Opponent Score		RPI S Opponent Score		RPI S Opponent Score				
2	A Villanova	74 85	53	N Wis. -Milwaukee	74 82	107	H Samford	68 41	203	A Tulsa	62 53
8	A Texas	48 72	57	H Alabama	68 56	110	H Kansas St.	71 70	215	H Coppin St.	57 47
8	H Texas	82 72	59	A Colorado	75 84	115	H Belmont	81 59	268	A Southern Methodist	50 47
20	A Kansas	58 59	89	A Oklahoma St.	73 65	131	H Oral Roberts	81 73			
38	N West Virginia	68 92	89	H Oklahoma St.	67 66	132	H Southern U.	68 54			
44	A Texas A&M	45 44	93	H Iowa St.	83 82	136	A Texas Tech	71 70			
44	H Texas A&M	71 63	96	A Nebraska	58 59	136	H Texas Tech	60 48			
			96	N Nebraska	63 69	139	H Missouri	69 71			
						167	A Bayl or	82 52			
						167	H Bayl or	80 52			
						187	H Binghamton	88 60			
<hr/>											
				LAST 10 Division I GAMES:							
				53	N Wis. -Milwaukee	74	82	136	A Texas Tech	71	70
				96	N Nebraska	63	69	93	H Iowa St.	83	82
				8	A Texas	48	72	59	A Colorado	75	84
				89	H Oklahoma St.	67	66	167	H Bayl or	80	52
				110	H Kansas St.	71	70	89	A Oklahoma St.	73	65

Oklahoma

Non-Div I Games:

Oklahoma

Average RPI Win: 164

WON-LOST

WINNING

LAST 10

STRENGTH OF

OPP. STRENGTH

TEAM

CONF.

Average RPI Loss: 53

RECORD

PCT. RANK

GAMES

SCHEDULE

OF SCHEDULE

RPI

RPI

DIV. I ONLY

17- 15

144

4- 6

41

56

89

5

DIV. I NON-CONF.

10- 4

80

0- 1

88

150

61

8

TOTALS

RPI 1-50

RPI 51-100

W-L RECORDS

RPI 101-200

RPI 201+

17- 15

3- 9

2- 5

OVERALL

6- 2

6- 0

11- 5

2- 2

1- 3

HOME

4- 0

4- 0

3- 7

0- 4

0- 2

AWAY

2- 2

1- 0

3- 3

1- 3

1- 0

NEUTRAL

0- 0

1- 0

10- 4

1- 3

1- 2

NON-CONFERENCE

2- 0

6- 0

7- 1

0- 0

1- 1

HOME

2- 0

4- 0

1- 2

0- 1

0- 1

AWAY

0- 0

1- 0

2- 2

1- 2

0- 0

NEUTRAL

0- 0

1- 0

7- 11

2- 6

1- 3

CONFERENCE

4- 2

0- 0

4- 4

2- 2

0- 2

HOME

2- 0

0- 0

2- 6

0- 3

0- 1

AWAY

2- 2

0- 0

1- 1

0- 1

1- 0

NEUTRAL

0- 0

0- 0

RPI 1-50

RPI	S	Opponent	Score
6	N	Tennessee	89 73
8	A	Texas	46 80
8	H	Texas	81 60
9	N	Gonzaga	62 64
16	A	Oklahoma	66 67
16	H	Oklahoma	65 73
20	H	Kansas	49 64
20	N	Kansas	62 63
22	N	Boston College	68 76
32	A	UAB	71 90
44	A	Texas A&M	44 46
44	H	Texas A&M	79 77

RPI 51-100

Team's RPI: 89

RPI	S	Opponent	Score
59	H	Colorado	78 80
60	H	Northwestern St.	64 68
78	A	Miami (Fla.)	59 62
92	H	UNLV	80 62
93	A	Iowa St.	52 68
93	N	Iowa St.	79 70
96	H	Nebraska	57 59

RPI 101-200

RPI	S	Opponent	Score
110	A	Kansas St.	63 61
136	A	Texas Tech	90 92
136	H	Texas Tech	74 63
139	A	Missouri	61 69
167	A	Baylor	66 48
167	H	Baylor	79 76
178	H	Detroit	90 56
198	H	Texas-Arlington	74 65

RPI 201+

RPI	S	Opponent	Score
229	H	Arkansas St.	84 64
247	H	Jackson St.	94 53
248	A	Pepperdine	69 49
268	H	Southern Methodist	64 54
287	N	TCU	66 58
305	H	Mercer	97 61

LAST 10 Division I GAMES:

78	A	Miami (Fla.)	59 62	136	H	Texas Tech	74 63
20	N	Kansas	62 63	93	A	Iowa St.	52 68
93	N	Iowa St.	79 70	8	H	Texas	81 60
167	H	Baylor	79 76	20	H	Kansas	49 64
16	A	Oklahoma	66 67	44	A	Texas A&M	44 46

Oklahoma St.

Oklahoma St.

Non-Div I Games:

Oklahoma St.

Loss,
 Non-Conf, S Site,
 H Home
A Away
 N Neutral

Average RPI Win: 168
Average RPI Loss: 69

WON-LOST
RECORD

WINNING
PCT. RANK

LAST 10
GAMES

STRENGTH OF
SCHEDULE

OPP. STRENGTH
OF SCHEDULE

TEAM
RPI

CONF.
RPI

DIV. I ONLY

21- 9

47

7- 3

150

99

69

10

DIV. I NON-CONF.

8- 3

73

3- 1

180

60

84

12

TOTALS

RPI 1-50

RPI 51-100

W-L RECORDS

RPI 101-200

RPI 201+

21- 9

3- 6

5- 2

OVERALL

5- 1

11- 1

13- 1

2- 1

4- 0

HOME

3- 0

5- 0

6- 6

1- 3

1- 1

AWAY

0- 1

6- 1

2- 3

0- 2

0- 1

NEUTRAL

2- 0

0- 0

8- 3

0- 3

3- 0

NON-CONFERENCE

4- 0

3- 1

6- 0

0- 0

2- 0

HOME

2- 0

2- 0

2- 2

0- 1

1- 0

AWAY

0- 0

1- 1

2- 2

0- 2

0- 0

NEUTRAL

2- 0

0- 0

14- 6

3- 3

2- 2

CONFERENCE

1- 1

8- 0

8- 1

2- 1

2- 0

HOME

1- 0

3- 0

6- 4

1- 2

0- 1

AWAY

0- 1

5- 0

0- 1

0- 0

0- 1

NEUTRAL

0- 0

0- 0

RPI 1-50

RPI	S	Opponent	Score
24	N	Wi sconsi n	81 84
26	A	George Mason	47 66
26	H	George Mason	54 53
28	H	UNC Wi l mington	64 59
30	A	Hofstra	63 65
30	A	Hofstra	61 51
30	H	Hofstra	68 76
32	A	UAB	57 85
47	N	Mi chi gan	43 66

RPI 51-100

Team's RPI: 69

RPI	S	Opponent	Score
59	A	Col orado	79 61
81	A	Va. Commonweal th	74 80
81	H	Va. Commonweal th	78 75
87	H	Manhattan	70 66
90	H	Northeastern	85 79
90	N	Northeastern	63 71
91	H	DePaul	87 43

RPI 101-200

RPI	S	Opponent	Score
105	H	Mari st	84 71
109	N	Georgi a	74 65
129	A	Drexel	42 61
129	H	Drexel	74 67
134	N	Fordham	65 52
146	H	Vi rgi ni a Tech	58 55

RPI 201+

RPI	S	Opponent	Score
205	A	Ri chmond	58 61
221	A	Towson	85 71
230	H	Mt. St. Mary' s	80 57
237	A	Del aware	69 53
244	A	Georgi a St.	77 62
244	H	Georgi a St.	75 56
266	A	William & Mary	65 56
266	H	William & Mary	81 60
299	A	James Madi son	75 58
299	H	James Madi son	87 69
300	H	East Caro.	79 53
318	A	VMI	77 62

LAST 10 Div sion I GAMES:

47	N	Mi chi gan	43 66	237	A	Del aware	69 53
30	A	Hofstra	61 51	299	A	James Madi son	75 58
87	H	Manhattan	70 66	105	H	Mari st	84 71
59	A	Col orado	79 61	244	H	Georgi a St.	75 56
90	N	Northeastern	63 71	81	A	Va. Commonweal th	74 80

Non-Di v I Games:

Old Domini on

Loss, Non-Conf, S Site, H Home A Away N Neutral

Average RPI Win: 249				WON-LOST RECORD		WINNING PCT. RANK		LAST 10 GAMES		STRENGTH OF SCHEDULE		OPP. STRENGTH OF SCHEDULE		TEAM RPI		CONF. RPI			
Average RPI Loss: 92																			
DIV. I ONLY				20- 11		73		7- 3		237		228		131		29			
DIV. I NON-CONF.				4- 8		229		0- 2		49		24		151		27			
TOTALS				RPI 1-50		RPI 51-100		W-L RECORDS		RPI 101-200				RPI 201+					
20- 11				0- 6		0- 2		OVERALL		5- 3				15- 1					
12- 2				0- 2		0- 0		HOME		3- 0				9- 0					
6- 8				0- 2		0- 2		AWAY		0- 3				6- 1					
2- 2				0- 2		0- 0		NEUTRAL		2- 0				0- 0					
4- 8				0- 6		0- 2		NON-CONFERENCE		2- 1				2- 0					
1- 2				0- 2		0- 0		HOME		0- 0				1- 0					
1- 5				0- 2		0- 2		AWAY		0- 1				1- 0					
2- 2				0- 2		0- 0		NEUTRAL		2- 0				0- 0					
16- 3				0- 0		0- 0		CONFERENCE		3- 2				13- 1					
11- 0				0- 0		0- 0		HOME		3- 0				8- 0					
5- 3				0- 0		0- 0		AWAY		0- 2				5- 1					
0- 0				0- 0		0- 0		NEUTRAL		0- 0				0- 0					
RPI 1-50						RPI 51-100				RPI 101-200		Team's RPI: 131		RPI 201+					
RPI	S	Opponent	Score	RPI	S	Opponent	Score	RPI	S	Opponent	Score	RPI	S	Opponent	Score	RPI	S	Opponent	Score
4	N	Memphi s	78 94	61	A	Montana	74 88	118	N	Southern	68 48	203	H	Tul sa	68 52				
16	A	Okl ahoma	73 81	83	A	Mi nnesota	54 67			Cal i forni a		227	A	Chi cago St.	74 65				
21	H	Missouri St.	76 88					140	A	La.-Lafayette	74 95	227	H	Chi cago St.	69 58				
31	N	Marquette	70 73					144	N	Monmouth	62 54	227	H	Chi cago St.	85 72				
46	A	Utah St.	64 65					158	A	IUPUI	75 80	264	A	UMKC	74 56				
46	H	Utah St.	67 72					158	H	IUPUI	86 76	264	H	UMKC	86 79				
								182	A	Val parai so	60 80	285	A	Oakl and	90 53				
								182	H	Val parai so	87 78	285	H	Oakl and	74 63				
								182	H	Val parai so	77 58	303	A	Southern Utah	84 79				
												303	H	Southern Utah	89 57				
												317	A	Western Ill.	65 70				
												317	H	Western Ill.	83 66				
												317	H	Western Ill.	60 53				
												325	A	Centenary (La.)	83 57				
												325	H	Centenary (La.)	74 53				
												327	A	Northern Colo.	79 66				

Average RPI Win: 168				WON-LOST RECORD		WINNING PCT. RANK		LAST 10 GAMES		STRENGTH OF SCHEDULE		OPP. STRENGTH OF SCHEDULE		TEAM RPI		CONF. RPI											
Average RPI Loss: 78																											
DIV. I ONLY				14- 18		207		5- 5		72		78		147		7											
DIV. I NON-CONF.				5- 6		178		0- 0		201		197		185		6											
TOTALS				RPI 1-50		RPI 51-100		W-L RECORDS		RPI 101-200				RPI 201+													
14- 18				2- 7		1- 6		OVERALL		8- 4				3- 1													
9- 7				1- 3		1- 2		HOME		4- 2				3- 0													
3- 9				0- 3		0- 3		AWAY		3- 2				0- 1													
2- 2				1- 1		0- 1		NEUTRAL		1- 0				0- 0													
5- 6				0- 2		1- 1		NON-CONFERENCE		1- 2				3- 1													
5- 2				0- 1		1- 0		HOME		1- 1				3- 0													
0- 3				0- 0		0- 1		AWAY		0- 1				0- 1													
0- 1				0- 1		0- 0		NEUTRAL		0- 0				0- 0													
9- 12				2- 5		0- 5		CONFERENCE		7- 2				0- 0													
4- 5				1- 2		0- 2		HOME		3- 1				0- 0													
3- 6				0- 3		0- 2		AWAY		3- 1				0- 0													
2- 1				1- 0		0- 1		NEUTRAL		1- 0				0- 0													
RPI S Opponent				RPI 1-50		RPI 51-100		RPI 101-200		Team's RPI: 147		RPI 201+															
10 A UCLA				53 70		52 A Cal i forni a		66 77		118 A Southern		73 61		218 H Ri ce		84 60											
10 H UCLA				49 56		52 H Cal i forni a		60 62		Cal i forni a				238 A Portl and		72 80											
14 N Illinois				59 89		52 N Cal i forni a		87 91		118 H Southern		78 84		326 H Howard		91 55											
23 A Ari zona				68 70		72 A Vanderbi l t		75 76		Cal i forni a				333 H Savannah St.		83 23											
23 H Ari zona				73 68		86 A Stanford		62 64		120 A New Mexi co		61 68															
35 A Washi ngton				59 78		86 H Stanford		56 57		166 A Washi ngton St.		52 50															
35 H Washi ngton				72 75		88 H Paci fi c		84 62		166 H Washi ngton St.		67 37															
35 N Washi ngton				84 73						166 N Washi ngton St.		66 55															
36 H Georgetown				57 71						174 A Oregon St.		62 65															
										174 H Oregon St.		70 64															
										180 A Ari zona St.		98 87															
										180 H Ari zona St.		67 53															
										184 H Santa Clara		75 66															
										196 H Portl and St.		52 54															
						</																					

Average RPI Win: 181

Average RPI Loss: 92

WON-LOST
RECORDWINNING
PCT. RANKLAST 10
GAMESSTRENGTH OF
SCHEDULEOPP. STRENGTH
OF SCHEDULETEAM
RPICONF.
RPI

DIV. I ONLY

13- 18

226

3- 7

146

75

174

7

DIV. I NON-CONF.

7- 4

95

0- 0

312

230

176

6

TOTALS

RPI 1-50

RPI 51-100

W-L RECORDS

RPI 101-200

RPI 201+

13- 18

1- 6

2- 4

OVERALL

6- 7

4- 1

7- 6

1- 2

1- 2

HOME

2- 2

3- 0

2- 11

0- 4

1- 1

AWAY

1- 5

0- 1

4- 1

0- 0

0- 1

NEUTRAL

3- 0

1- 0

7- 4

0- 0

1- 1

NON-CONFERENCE

2- 2

4- 1

4- 0

0- 0

1- 0

HOME

0- 0

3- 0

0- 3

0- 0

0- 0

AWAY

0- 2

0- 1

3- 1

0- 0

0- 1

NEUTRAL

2- 0

1- 0

6- 14

1- 6

1- 3

CONFERENCE

4- 5

0- 0

3- 6

1- 2

0- 2

HOME

2- 2

0- 0

2- 8

0- 4

1- 1

AWAY

1- 3

0- 0

1- 0

0- 0

0- 0

NEUTRAL

1- 0

0- 0

RPI 1-50

RPI 51-100

RPI 101-200

Team's RPI: 174

RPI 201+

RPI S Opponent

Score

RPI S Opponent

Score

RPI S Opponent

Score

RPI S Opponent

Score

10	A	UCLA	60	78
10	A	UCLA	47	79
10	H	UCLA	54	63
23	A	Ari zona	58	80
23	H	Ari zona	75	65
35	A	Washi ngton	65	69
35	H	Washi ngton	63	96

52	A	Cal i forni a	72	64
52	H	Cal i forni a	52	69
60	N	Northwestern St.	61	72
86	A	Stanford	66	80
86	H	Stanford	64	71
92	H	UNLV	69	63

109	N	Georgi a	64	60
118	A	Southern	84	89
		Cal i forni a		
118	H	Southern	70	72
		Cal i forni a		
124	A	Fresno St.	73	80
135	A	Tennessee Tech	62	90
147	A	Oregon	64	70
147	H	Oregon	65	62
166	A	Washi ngton St.	59	50
166	H	Washi ngton St.	71	62
180	A	Ari zona St.	59	76
180	H	Ari zona St.	63	65
180	N	Ari zona St.	71	68
195	N	Western Mi ch.	73	68

236	N	South Fla.	61	56
238	A	Portl and	62	76
327	H	Northern Colo.	70	52
330	H	Tex. -Pan American	78	54
334	H	Prairie View	88	71

LAST 10 Div I Games:

10	A	UCLA	47	79
180	N	Ari zona St.	71	68
147	H	Oregon	65	62
118	A	Southern Cal i forni a	84	89
10	A	UCLA	60	78
35	H	Washi ngton	63	96
166	H	Washi ngton St.	71	62
23	A	Ari zona	58	80
180	A	Ari zona St.	59	76
86	H	Stanford	64	71

Non-Di v I Games:

Oregon St.

Loss, Non-Conf, S Site, H Home A Away N Neutral

Average RPI Win:	220	WON-LOST	WINNING	LAST 10	STRENGTH OF	OPP. STRENGTH	TEAM	CONF.
Average RPI Loss:	128	RECORD	PCT. RANK	GAMES	SCHEDULE	OF SCHEDULE	RPI	RPI

DIV. I ONLY	22- 7	27	8- 2	214	227	88	23
DIV. I NON-CONF.	8- 5	110	0- 2	213	92	136	28

TOTALS	RPI 1-50	RPI 51-100	W-L RECORDS	RPI 101-200	RPI 201+
22- 7	1- 2	1- 2	OVERALL	6- 3	14- 1
10- 3	1- 1	0- 1	HOME	3- 0	6- 1
9- 4	0- 0	1- 1	AWAY	2- 3	6- 0
3- 1	0- 1	0- 0	NEUTRAL	1- 0	2- 0
8- 5	1- 2	1- 2	NON-CONFERENCE	2- 2	4- 0
4- 2	1- 1	0- 1	HOME	1- 0	2- 0
3- 3	0- 0	1- 1	AWAY	1- 2	1- 0
1- 1	0- 1	0- 0	NEUTRAL	0- 0	1- 0
14- 2	0- 0	0- 0	CONFERENCE	4- 1	10- 1
6- 1	0- 0	0- 0	HOME	2- 0	4- 1
6- 1	0- 0	0- 0	AWAY	1- 1	5- 0
2- 0	0- 0	0- 0	NEUTRAL	1- 0	1- 0

RPI S	Opponent	Score
19 H	Nevada	70 77
22 N	Boston College	76 88
44 H	Texas A&M	63 56

RPI S	Opponent	Score
55 A	Western Ky.	91 75
76 A	UTEP	66 72
97 H	New Mexico St.	69 79

RPI S	Opponent	Score
124 H	Fresno St.	99 63
147 A	Oregon	62 84
153 A	Long Beach St.	78 72
153 H	Long Beach St.	87 78
153 N	Long Beach St.	78 70
168 A	UC Irvine	61 70
168 H	UC Irvine	64 52
184 A	Santa Clara	60 63
185 A	San Francisco	75 71

RPI S	Opponent	Score
219 A	UC Santa Barb.	65 53
219 H	UC Santa Barb.	64 36
234 A	Cal St. Fullerton	67 62
234 H	Cal St. Fullerton	83 74
269 H	San Jose St.	81 63
278 A	Cal Poly	64 62
278 H	Cal Poly	75 53
278 N	Cal Poly	68 57
283 A	Cal St. Northridge	70 66
283 H	Cal St. Northridge	79 51
295 A	UC Davis	84 51
295 H	UC Davis	67 56
312 A	UC Riverside	95 58
312 H	UC Riverside	71 83
333 N	Savannah St.	82 37

LAST 10 Division I GAMES:

22 N	Boston College	76 88
153 N	Long Beach St.	78 70
278 N	Cal Poly	68 57
278 H	Cal Poly	75 53
219 H	UC Santa Barb.	64 36
283 A	Cal St. Northridge	70 66
283 H	Cal St. Northridge	79 51
97 H	New Mexico St.	69 79
312 A	UC Riverside	95 58
234 A	Cal St. Fullerton	67 62

Non-Div I Games: Bowi e St.

89 60

Sonoma St.

74 55

Paci f i c

Average RPI Win: 223
Average RPI Loss: 90

WON-LOST
RECORD

WINNING
PCT. RANK

LAST 10
GAMES

STRENGTH OF
SCHEDULE

OPP. STRENGTH
OF SCHEDULE

TEAM
RPI

CONF.
RPI

DIV. I ONLY
DIV. I NON-CONF.

19- 8
7- 6

45
148

7- 3
0- 1

168
57

196
37

98
92

25
23

TOTALS

RPI 1-50

RPI 51-100

W-L RECORDS

RPI 101-200

RPI 201+

19- 8

0- 4

1- 2

OVERALL

6- 2

12- 1

12- 4

0- 2

0- 2

HOME

5- 0

7- 0

7- 4

0- 1

1- 0

AWAY

1- 2

5- 1

0- 1

0- 1

0- 0

NEUTRAL

0- 0

0- 0

7- 6

0- 4

1- 2

NON-CONFERENCE

3- 1

3- 0

5- 4

0- 2

0- 2

HOME

3- 0

2- 0

2- 2

0- 1

1- 0

AWAY

0- 1

1- 0

0- 1

0- 1

0- 0

NEUTRAL

0- 0

0- 0

12- 2

0- 0

0- 0

CONFERENCE

3- 1

9- 1

7- 0

0- 0

0- 0

HOME

2- 0

5- 0

5- 2

0- 0

0- 0

AWAY

1- 1

4- 1

0- 0

0- 0

0- 0

NEUTRAL

0- 0

0- 0

RPI 1-50

RPI 51-100

Team's RPI: 98

RPI 101-200

RPI 201+

RPI	S	Opponent	Score
1	A	Duke	59 72
2	H	Villanova	55 62
8	N	Texas	52 60
43	H	St. Joseph's	44 47

RPI	S	Opponent	Score
59	H	Colorado	60 78
74	H	Temple	46 50
100	A	Hawaii	58 55

RPI	S	Opponent	Score
103	H	La Salle	73 65
125	H	Sienna	82 77
129	H	Drexel	68 60
134	A	Fordham	63 78
197	A	Yale	57 55
197	H	Yale	74 52
199	A	Pri nceton	59 60
199	H	Pri nceton	60 41

RPI	S	Opponent	Score
207	A	Cornell	67 56
207	H	Cornell	84 44
214	A	Harvard	81 68
214	H	Harvard	74 71
261	H	Lafayette	105 73
273	A	Brown	74 68
273	H	Brown	68 51
289	A	Col umbi a	57 59
289	H	Col umbi a	87 55
298	H	Navy	86 73
311	A	Dartmouth	70 51
311	H	Dartmouth	68 52
320	A	Ci tadel	84 49

LAST 10 Division I GAMES:

8	N	Texas	52 60	214	H	Harvard	74 71
199	A	Pri nceton	59 60	207	A	Cornell	67 56
273	A	Brown	74 68	289	A	Col umbi a	57 59
197	A	Yale	57 55	199	H	Pri nceton	60 41
311	H	Dartmouth	68 52	214	A	Harvard	81 68

Non-Div I Games: BYU-Hawaii 72 62

Penn

Loss, Non-Conf, S Site, H Home A Away N Neutral

Penn St.

Penn St.				Through Games Of Sunday, March 12, 2006				
Average RPI Win: 189		WON-LOST	WINNING	LAST 10	STRENGTH OF	OPP. STRENGTH	TEAM	CONF.
Average RPI Loss: 31		RECORD	PCT. RANK	GAMES	SCHEDULE	OF SCHEDULE	RPI	RPI
DIV. I ONLY		15- 14	151	4- 6	52	42	106	1
DIV. I NON-CONF.		8- 3	73	0- 1	228	294	114	1
<hr/>								
TOTALS		RPI 1-50	RPI 51-100	W-L RECORDS	RPI 101-200	RPI 201+		
15- 14		2- 12	0- 3	OVERALL	5- 0	8- 0		
11- 6		1- 4	0- 3	HOME	2- 0	8- 0		
3- 7		1- 7	0- 0	AWAY	2- 0	0- 0		
1- 1		0- 1	0- 0	NEUTRAL	1- 0	0- 0		
8- 3		0- 2	0- 2	NON-CONFERENCE	0- 0	8- 0		
8- 2		0- 0	0- 2	HOME	0- 0	8- 0		
0- 2		0- 2	0- 0	AWAY	0- 0	0- 0		
0- 0		0- 0	0- 0	NEUTRAL	0- 0	0- 0		
7- 11		2- 10	0- 1	CONFERENCE	5- 0	0- 0		
3- 5		1- 4	0- 1	HOME	2- 0	0- 0		
3- 5		1- 5	0- 0	AWAY	2- 0	0- 0		
1- 1		0- 1	0- 0	NEUTRAL	1- 0	0- 0		
<hr/>								
RPI 1-50		RPI 51-100		RPI 101-200		Team's RPI: 106		
RPI S	Opponent	Score	RPI S	Opponent	Score	RPI S	Opponent	Score
5	A Ohio St.	69 104	75	H Rutgers	71 76	102	A Northwestern	65 61
5	H Ohio St.	64 75	77	H Clemson	88 96	102	H Northwestern	68 55
5	N Ohio St.	56 63	83	H Minnesota	66 77	102	N Northwestern	60 42
7	A Iowa	38 65				175	A Purdue	69 61
7	H Iowa	76 80				175	H Purdue	74 54
11	A Pittsburgh	54 91						
14	A Illinois	66 65						
18	A Michigan St.	60 69						
24	A Wisconsin	43 72						
24	H Wisconsin	62 82						
34	A Indiana	65 69						
34	H Indiana	71 68						
44	A Texas A&M	55 60						
47	H Michigan	65 71						
<hr/>								
				LAST 10 Division I GAMES:				
				</				

Penn St.

Non-Div I Games:

Penn St.

Average RPI Win:	167	WON-LOST	WINNING	LAST 10	STRENGTH OF	OPP. STRENGTH	TEAM	CONF.
Average RPI Loss:	132	RECORD	PCT. RANK	GAMES	SCHEDULE	OF SCHEDULE	RPI	RPI

DIV. I ONLY	7- 20	293	2- 8	90	126	248	12
DIV. I NON-CONF.	4- 8	229	0- 0	44	135	156	11

TOTALS	RPI 1-50	RPI 51-100	W-L RECORDS	RPI 101-200	RPI 201+
7- 20	0- 5	1- 1	OVERALL	5- 10	1- 4
6- 6	0- 2	0- 1	HOME	5- 2	1- 1
1- 13	0- 3	1- 0	AWAY	0- 7	0- 3
0- 1	0- 0	0- 0	NEUTRAL	0- 1	0- 0
4- 8	0- 3	1- 1	NON-CONFERENCE	2- 2	1- 2
3- 2	0- 1	0- 1	HOME	2- 0	1- 0
1- 6	0- 2	1- 0	AWAY	0- 2	0- 2
0- 0	0- 0	0- 0	NEUTRAL	0- 0	0- 0
3- 12	0- 2	0- 0	CONFERENCE	3- 8	0- 2
3- 4	0- 1	0- 0	HOME	3- 2	0- 1
0- 7	0- 1	0- 0	AWAY	0- 5	0- 1
0- 1	0- 0	0- 0	NEUTRAL	0- 1	0- 0

RPI S	Opponent	Score
3	H Connecticut	56 75
9	A Gonzaga	73 102
9	H Gonzaga	71 81
20	A Kansas	43 63
24	A Wisconsin	55 71

RPI S	Opponent	Score
89	H Oklahoma St.	49 69
92	A UNLV	75 61

RPI S	Opponent	Score
122	A St. Mary's (Cal.)	66 76
122	H St. Mary's (Cal.)	61 83
141	A San Diego	71 84
141	H San Diego	55 54
141	N San Diego	72 85
149	A Loyola Marymount	78 89
149	H Loyola Marymount	70 62
151	A Colorado St.	56 71
153	H Long Beach St.	92 86
168	H UC Irvine	79 76
183	A Dayton	45 63
184	A Santa Clara	56 62
184	H Santa Clara	65 45
185	A San Francisco	63 66
185	H San Francisco	63 71

RPI S	Opponent	Score
219	A UC Santa Barb.	56 65
234	A Cal St. Fullerton	66 76
238	A Portland	82 84
238	H Portland	76 81
283	H Cal St. Northridge	87 72

LAST 10 Division I GAMES:

141	N San Diego	72 85
184	A Santa Clara	56 62
122	A St. Mary's (Cal.)	66 76
9	H Gonzaga	71 81
238	H Portland	76 81
149	A Loyola Marymount	78 89
185	A San Francisco	63 66
141	A San Diego	71 84
149	H Loyola Marymount	70 62
184	H Santa Clara	65 45

Pepperdine

Pepperdine

Non-Div I Games:

Pepperdine

Loss,
 Non-Conf, S Site,
 H Home
A Away
 N Neutral

Average RPI Win: 111

Average RPI Loss: 44

WON-LOST
RECORDWINNING
PCT. RANKLAST 10
GAMESSTRENGTH OF
SCHEDULEOPP. STRENGTH
OF SCHEDULETEAM
RPICONF.
RPI

DIV. I ONLY

24- 7

23

5- 5

40

1

11

2

DIV. I NON-CONF.

11- 0

1

1- 1

245

76

22

2

TOTALS

RPI 1-50

RPI 51-100

W-L RECORDS

RPI 101-200

RPI 201+

24- 7

8- 6

6- 1

OVERALL

5- 1

6- 0

16- 1

5- 0

2- 1

HOME

4- 0

5- 0

5- 5

0- 4

3- 0

AWAY

1- 1

1- 0

4- 2

3- 2

1- 0

NEUTRAL

0- 0

0- 0

11- 0

2- 1

1- 0

NON-CONFERENCE

3- 0

6- 0

9- 0

1- 0

0- 0

HOME

3- 0

5- 0

2- 0

0- 0

1- 0

AWAY

0- 0

1- 0

1- 1

1- 1

0- 0

NEUTRAL

0- 0

0- 0

13- 7

6- 5

5- 1

CONFERENCE

2- 1

0- 0

7- 1

4- 0

2- 1

HOME

1- 0

0- 0

3- 5

0- 4

2- 0

AWAY

1- 1

0- 0

3- 1

2- 1

1- 0

NEUTRAL

0- 0

0- 0

RPI 1-50

Team's RPI: 11

RPI S Opponent

Score

RPI 51-100

RPI S Opponent

Score

RPI 101-200

RPI S Opponent

Score

RPI 201+

RPI S Opponent

Score

2	N	Villanova	68	54
3	A	Connecticut	76	80
17	H	Syracuse	80	67
17	N	Syracuse	61	65
24	H	Wisconsin	73	64
31	A	Marquette	82	84
31	H	Marquette	77	71
33	N	Bradley	66	72
36	A	Georgetown	58	61
38	A	West Virginia	62	67
38	H	West Virginia	57	53
38	N	West Virginia	68	57
40	H	Cincinnati	89	69
48	N	Kent St.	79	64

58	H	Seton Hall	61	65
62	A	South Carolina	58	51
71	A	Louisville	61	57
71	N	Louisville	61	56
75	A	Rutgers	76	68
91	H	DePaul	73	65
95	H	Notre Dame	100	97

106	H	Penn St.	91	54
108	A	Providence	85	77
108	H	Providence	81	68
116	H	Auburn	78	41
128	H	St. Peter's	82	71
137	A	St. John's (N.Y.)	50	55

211	H	Vermont	63	52
213	H	Robert Morris	86	59
215	H	Coppin St.	77	51
271	H	St. Francis (N.Y.)	79	58
281	H	Maine	62	49
308	A	Duquesne	71	60

LAST 10 Division I GAMES:

33	N	Bradley	66	72
48	N	Kent St.	79	64
17	N	Syracuse	61	65
2	N	Villanova	68	54
38	N	West Virginia	68	57
71	N	Louisville	61	56
58	H	Seton Hall	61	65
38	A	West Virginia	62	67
108	H	Providence	81	68
31	A	Marquette	82	84

Pittsburgh

Pittsburgh

Non-Div I Games:

Pittsburgh

Loss, Non-Conf, S Site, H Home A Away N Neutral

Average RPI Win: 197

WON-LOST

WINNING

LAST 10

STRENGTH OF

OPP. STRENGTH

TEAM

CONF.

Average RPI Loss: 152

RECORD

PCT. RANK

GAMES

SCHEDULE

OF SCHEDULE

RPI

RPI

DIV. I ONLY

11- 17

240

3- 7

229

145

238

12

DIV. I NON-CONF.

6- 7

175

0- 0

251

257

218

11

TOTALS

RPI 1-50

RPI 51-100

W-L RECORDS

RPI 101-200

RPI 201+

11- 17

0- 2

0- 1

OVERALL

7- 11

4- 3

7- 5

0- 1

0- 0

HOME

5- 4

2- 0

4- 9

0- 1

0- 1

AWAY

2- 5

2- 2

0- 3

0- 0

0- 0

NEUTRAL

0- 2

0- 1

6- 7

0- 0

0- 1

NON-CONFERENCE

4- 3

2- 3

5- 0

0- 0

0- 0

HOME

4- 0

1- 0

1- 5

0- 0

0- 1

AWAY

0- 2

1- 2

0- 2

0- 0

0- 0

NEUTRAL

0- 1

0- 1

5- 10

0- 2

0- 0

CONFERENCE

3- 8

2- 0

2- 5

0- 1

0- 0

HOME

1- 4

1- 0

3- 4

0- 1

0- 0

AWAY

2- 3

1- 0

0- 1

0- 0

0- 0

NEUTRAL

0- 1

0- 0

RPI 1-50

RPI 51-100

RPI 101-200

RPI 201+

Team's RPI: 238

RPI	S	Opponent	Score
9	A	Gonzaga	64 81
9	H	Gonzaga	83 97

RPI	S	Opponent	Score
73	A	W nthrop	46 77

RPI	S	Opponent	Score
104	A	Charlotte	46 59
122	A	St. Mary's (Cal.)	74 72
122	H	St. Mary's (Cal.)	52 66
141	A	San Diego	68 78
141	H	San Diego	90 72
147	H	Oregon	80 72
149	A	Loyol a Marymount	71 59
149	H	Loyol a Marymount	68 84
153	H	Long Beach St.	99 95
159	N	Ga. Southern	75 89
166	A	Washi ngton St.	46 61
174	H	Oregon St.	76 62
184	A	Santa Clara	77 87
184	H	Santa Clara	56 80
184	N	Santa Clara	68 72
185	A	San Franci sco	50 62
185	H	San Franci sco	72 74
196	H	Portl and St.	70 52

RPI	S	Opponent	Score
219	A	UC Santa Barb.	53 76
240	A	Montana St.	68 70
248	A	Pepperdi ne	81 76
248	H	Pepperdi ne	84 82
269	N	San Jose St.	53 82
278	A	Cal Poly	66 61
312	H	UC Ri versi de	92 74

LAST 10 Div sion I GAMES:

184	N	Santa Cl ara	68 72	9	H	Gonzaga	83 97
141	H	San Di ego	90 72	184	H	Santa Cl ara	56 80
185	H	San Franci sco	72 74	122	H	St. Mary' s (Cal .)	52 66
149	A	Loyol a Marymount	71 59	9	A	Gonzaga	64 81
248	A	Pepperdi ne	81 76	141	A	San Di ego	68 78

Non-Di v I Games: Seattle

85 88

Portland

Loss, Non-Conf, S Site, H Home A Away N Neutral

Portland St.				Through Games of Sunday, March 12, 2000							
Average RPI Win:		239	WON-LOST	WINNING	LAST 10	STRENGTH OF	OPP. STRENGTH	TEAM	CONF.		
Average RPI Loss:		128	RECORD	PCT. RANK	GAMES	SCHEDULE	OF SCHEDULE	RPI	RPI		
DIV. I ONLY		10- 16	246	4- 6		180	179	196	17		
DIV. I NON-CONF.		5- 6	178	0- 0		204	171	186	18		
<hr/>											
TOTALS		RPI 1-50	RPI 51-100	W-L RECORDS		RPI 101-200		RPI 201+			
10- 16		0- 2	1- 3	OVERALL		1- 8		8- 3			
4- 5		0- 0	1- 0	HOME		0- 4		3- 1			
5- 10		0- 2	0- 2	AWAY		1- 4		4- 2			
1- 1		0- 0	0- 1	NEUTRAL		0- 0		1- 0			
5- 6		0- 2	0- 2	NON-CONFERENCE		1- 1		4- 1			
1- 1		0- 0	0- 0	HOME		0- 1		1- 0			
3- 4		0- 2	0- 1	AWAY		1- 0		2- 1			
1- 1		0- 0	0- 1	NEUTRAL		0- 0		1- 0			
5- 10		0- 0	1- 1	CONFERENCE		0- 7		4- 2			
3- 4		0- 0	1- 0	HOME		0- 3		2- 1			
2- 6		0- 0	0- 1	AWAY		0- 4		2- 1			
0- 0		0- 0	0- 0	NEUTRAL		0- 0		0- 0			
<hr/>											
RPI 1-50		RPI 51-100		RPI 101-200		Team's RPI: 196		RPI 201+			
RPI S	Opponent	Score	RPI S	Opponent	Score	RPI S	Opponent	Score	RPI S	Opponent	Score
9	A Gonzaga	80 89	61	A Montana	77 98	114	H Middle Tenn.	62 65	210	A Idaho St.	80 73
45	A Arkansas	69 107	61	H Montana	93 92	117	A Northern Ari z.	77 86	210	H Idaho St.	66 68
			64	N Iona	75 81	117	H Northern Ari z.	63 65	238	A Portland	52 70
			93	A Iowa St.	64 72	142	A Eastern Wash.	64 72	240	A Montana St.	68 69
						142	A Eastern Wash.	75 81	240	H Montana St.	82 59
						142	H Eastern Wash.	70 89	263	A Weber St.	77 66
						147	A Oregon	54 52	263	H Weber St.	73 59
						154	A Sacramento St.	60 76	275	A Bethune-Cookman	79 62
						154	H Sacramento St.	65 68	301	A Idaho	61 59
									301	H Idaho	81 48
									326	N Howard	81 53
<hr/>											
LAST 10 Division I GAMES:											
142		A	Eastern Wash.	75	81	142		A	Eastern Wash.	64	72
61		H	Montana	93	92	154		H	Sacramento St.	65	68
240		H	Montana St.	82	59	117		H	Northern Ari z.	63	65
263		A	Weber St.	77	66	240		A	Montana St.	68	69
210		A	Idaho St.	80	73	61		A	Montana	77	98

Non-Div I Games: Lewis & Clark 85 59 Warner Pacific 84 75 Portland St.

Average RPI Win: 296		WON-LOST	WINNING	LAST 10	STRENGTH OF	OPP. STRENGTH	TEAM	CONF.
Average RPI Loss: 230		RECORD	PCT. RANK	GAMES	SCHEDULE	OF SCHEDULE	RPI	RPI
DIV. I ONLY	3- 24	325	2- 8	327	328	334	31	
DIV. I NON-CONF.	1- 8	307	0- 0	242	249	316	31	
TOTALS	RPI 1-50	RPI 51-100	W-L RECORDS	RPI 101-200	RPI 201+			
3- 24	0- 1	0- 1	OVERALL	0- 4	3- 17			
3- 7	0- 0	0- 0	HOME	0- 1	3- 6			
0- 15	0- 1	0- 1	AWAY	0- 3	0- 9			
0- 2	0- 0	0- 0	NEUTRAL	0- 0	0- 2			
1- 8	0- 1	0- 1	NON-CONFERENCE	0- 2	1- 3			
1- 0	0- 0	0- 0	HOME	0- 0	1- 0			
0- 6	0- 1	0- 1	AWAY	0- 2	0- 1			
0- 2	0- 0	0- 0	NEUTRAL	0- 0	0- 2			
2- 16	0- 0	0- 0	CONFERENCE	0- 2	2- 14			
2- 7	0- 0	0- 0	HOME	0- 1	2- 6			
0- 9	0- 0	0- 0	AWAY	0- 1	0- 8			
0- 0	0- 0	0- 0	NEUTRAL	0- 0	0- 0			
RPI S Opponent	RPI 1-50 Score	RPI S Opponent	RPI 51-100 Score	RPI S Opponent	RPI 101-200 Score	RPI S Opponent	RPI 201+ Team's RPI: 334 Score	
8 A Texas	38 110	71 A Louisville	65 90	132 A Southern U.	62 81	201 A Tex. A&M-Corp. Chris	77 105	
				132 H Southern U.	65 73	205 N Richmond	48 62	
				174 A Oregon St.	71 88	218 A Rice	58 67	
				192 A Lamar	58 99	229 N Arkansas St.	69 82	
						247 A Jackson St.	77 88	
						247 H Jackson St.	68 81	
						258 A Alabama A&M	71 108	
						258 H Alabama A&M	70 86	
						272 A Alabama St.	70 78	
						272 H Alabama St.	75 72	
						282 A Grambling	67 74	
						282 H Grambling	72 68	
						292 A Ark. -Pine Bluff	54 67	
						292 H Ark. -Pine Bluff	54 77	
						297 A Mississippi Val.	71 73	
						297 H Mississippi Val.	62 67	
						302 A Alcorn St.	70 89	
						302 H Alcorn St.	64 72	
						307 A Texas Southern	72 88	
						307 H Texas Southern	59 93	
						333 H Savannah St.	71 43	
LAST 10 Division I GAMES:								
302 A Alcorn St.	70 89	292 A Ark. -Pine Bluff	54 67					
132 A Southern U.	62 81	282 H Grambling	72 68					
272 H Alabama St.	75 72	247 H Jackson St.	68 81					
258 H Alabama A&M	70 86	307 H Texas Southern	59 93					
297 A Mississippi Val.	71 73	272 A Alabama St.	70 78					

Non-Div I Games: Huston-Tillotson 83 57 Paul Quinn 87 72 Prairie View

Prairie View

Prairie View

Average RPI Win: 219		WON-LOST RECORD	WINNING PCT. RANK	LAST 10 GAMES	STRENGTH OF SCHEDULE	OPP. STRENGTH OF SCHEDULE	TEAM RPI	CONF. RPI
Average RPI Loss: 166								
DIV. I ONLY		12- 14	190	7- 3	218	203	199	25
DIV. I NON-CONF.		2- 10	296	0- 0	193	49	288	23
<hr/>								
TOTALS		RPI 1-50	RPI 51-100	W-L RECORDS	RPI 101-200	RPI 201+		
12- 14		0- 0	1- 6	OVERALL	4- 2	7- 6		
7- 5		0- 0	1- 1	HOME	2- 2	4- 2		
5- 8		0- 0	0- 4	AWAY	2- 0	3- 4		
0- 1		0- 0	0- 1	NEUTRAL	0- 0	0- 0		
2- 10		0- 0	0- 5	NON-CONFERENCE	2- 2	0- 3		
1- 4		0- 0	0- 1	HOME	1- 2	0- 1		
1- 5		0- 0	0- 3	AWAY	1- 0	0- 2		
0- 1		0- 0	0- 1	NEUTRAL	0- 0	0- 0		
10- 4		0- 0	1- 1	CONFERENCE	2- 0	7- 3		
6- 1		0- 0	1- 0	HOME	1- 0	4- 1		
4- 3		0- 0	0- 1	AWAY	1- 0	3- 2		
0- 0		0- 0	0- 0	NEUTRAL	0- 0	0- 0		
<hr/>								
RPI 1-50		RPI 51-100		RPI 101-200		Team's RPI: 199		
RPI S	Opponent	Score	RPI S	Opponent	Score	RPI S	Opponent	Score
74	H Temple	47 60	129	H Drexel	41 54	207	A Cornell I	76 68
75	A Rutgers	44 54	144	H Monmouth	21 41	207	H Cornell I	49 57
85	A Wake Forest	42 61	150	A Lehigh	64 54	214	A Harvard	60 59
86	N Stanford	34 58	170	H Wyoming	59 50	214	H Harvard	75 48
94	A Davidson	50 65	197	A Yale	56 45	218	A Rice	41 52
98	A Penn	41 60	197	H Yale	66 49	261	H Lafayette	46 57
98	H Penn	60 59				273	A Brown	46 61
						273	H Brown	52 37
						286	A Colgate	39 62
						289	A Columbia	64 65
						289	H Columbia	68 64
						311	A Dartmouth	52 49
						311	H Dartmouth	63 60
<hr/>								
LAST 10 Division I GAMES:								
98	H Penn	60 59	289	A Columbia	64 65			
197	A Yale	56 45	207	A Cornell I	76 68			
273	A Brown	46 61	98	A Penn	41 60			
214	H Harvard	75 48	311	A Dartmouth	52 49			
311	H Dartmouth	63 60	214	A Harvard	60 59			

Average RPI Win:	153	WON-LOST	WINNING	LAST 10	STRENGTH OF	OPP. STRENGTH	TEAM	CONF.
Average RPI Loss:	46	RECORD	PCT. RANK	GAMES	SCHEDULE	OF SCHEDULE	RPI	RPI

DIV. I ONLY	12- 15	196	3- 7	18	36	108	2
DIV. I NON-CONF.	7- 4	95	0- 0	17	147	43	2

TOTALS	RPI 1-50	RPI 51-100	W-L RECORDS	RPI 101-200	RPI 201+
12- 15	0- 10	5- 4	OVERALL	3- 1	4- 0
9- 7	0- 4	3- 3	HOME	3- 0	3- 0
3- 8	0- 6	2- 1	AWAY	0- 1	1- 0
0- 0	0- 0	0- 0	NEUTRAL	0- 0	0- 0
7- 4	0- 3	2- 0	NON-CONFERENCE	2- 1	3- 0
6- 2	0- 2	2- 0	HOME	2- 0	2- 0
1- 2	0- 1	0- 0	AWAY	0- 1	1- 0
0- 0	0- 0	0- 0	NEUTRAL	0- 0	0- 0
5- 11	0- 7	3- 4	CONFERENCE	1- 0	1- 0
3- 5	0- 2	1- 3	HOME	1- 0	1- 0
2- 6	0- 5	2- 1	AWAY	0- 0	0- 0
0- 0	0- 0	0- 0	NEUTRAL	0- 0	0- 0

RPI S	Opponent	Score	RPI S	Opponent	Score	RPI S	Opponent	Score	RPI S	Opponent	Score
3	H Connecticut	62 76	56	H San Diego St.	80 65	137	H St. John's (N.Y.)	81 73	211	H Vermont	87 77
4	H Memphis	89 97	58	H Seton Hall	74 77	152	A Rhode Island	69 77	228	A Fairfield	81 78
11	A Pittsburgh	68 81	71	H Louisville	67 72	171	H Loyola (Md.)	94 81	236	H South Fla.	77 56
11	H Pittsburgh	77 85	75	A Rutgers	79 69	197	H Yale	76 63	250	H New Hampshire	75 51
15	H Florida	77 87	90	H Northeastern	92 70						
27	A Wichita St.	74 82	91	A DePaul	61 60						
31	A Marquette	78 88	91	H DePaul	76 75						
36	A Georgetown	62 72	95	A Notre Dame	77 92						
38	A West Virginia	48 64	95	H Notre Dame	75 82						
40	A Cincinnati	64 66									
LAST 10 Division I GAMES:											
31	A Marquette	78 88	11	H Pittsburgh	77 85						
95	H Notre Dame	75 82	91	A DePaul	61 60						
11	A Pittsburgh	68 81	137	H St. John's (N.Y.)	81 73						
236	H South Fla.	77 56	58	H Seton Hall	74 77						
40	A Cincinnati	64 66	3	H Connecticut	62 76						

Average RPI Win: 167
Average RPI Loss: 61

WON-LOST
RECORD

WINNING
PCT. RANK

LAST 10
GAMES

STRENGTH OF
SCHEDULE

OPP. STRENGTH
OF SCHEDULE

TEAM
RPI

CONF.
RPI

DIV. I ONLY	9- 19	268	2- 8	34	28	175	1
DIV. I NON-CONF.	6- 5	139	0- 0	118	209	129	1

TOTALS	RPI 1-50	RPI 51-100	W-L RECORDS	RPI 101-200	RPI 201+
9- 19	2- 10	2- 3	OVERALL	0- 6	5- 0
9- 5	2- 3	2- 0	HOME	0- 2	5- 0
0- 12	0- 6	0- 2	AWAY	0- 4	0- 0
0- 2	0- 1	0- 1	NEUTRAL	0- 0	0- 0
6- 5	0- 1	1- 2	NON-CONFERENCE	0- 2	5- 0
6- 0	0- 0	1- 0	HOME	0- 0	5- 0
0- 4	0- 1	0- 1	AWAY	0- 2	0- 0
0- 1	0- 0	0- 1	NEUTRAL	0- 0	0- 0
3- 14	2- 9	1- 1	CONFERENCE	0- 4	0- 0
3- 5	2- 3	1- 0	HOME	0- 2	0- 0
0- 8	0- 5	0- 1	AWAY	0- 2	0- 0
0- 1	0- 1	0- 0	NEUTRAL	0- 0	0- 0

RPI	S	Opponent	Score
4	A	Memphi s	70 90
5	A	Ohio St.	57 76
5	H	Ohio St.	64 80
7	H	Iowa	68 77
14	A	Ill i noi s	58 76
18	A	Mi chi gan St.	52 77
18	N	Mi chi gan St.	58 70
24	H	Wi sconsi n	70 62
34	A	Indi ana	49 62
34	H	Indi ana	59 70
47	A	Mi chi gan	65 68
47	H	Mi chi gan	84 70

RPI	S	Opponent	Score
63	A	Fl ori da St.	57 97
66	H	South Ala.	85 67
80	N	Xavi er	55 74
83	A	Mi nnesota	50 62
83	H	Mi nnesota	72 55

RPI	S	Opponent	Score
102	A	Northwestern	53 66
102	H	Northwestern	76 78
106	A	Penn St.	54 74
106	H	Penn St.	61 69
138	A	Loyol a (Ill .)	65 80
191	A	Evansvi lle	69 75

RPI	S	Opponent	Score
224	H	Tenn. -Mart in	62 54
227	H	Chi cago St.	69 56
252	H	New Orle ans	68 56
288	H	Wofford	82 75
291	H	IPFW	79 69

LAST 10 Div si on I GAMES:

18	N	Mi chi gan St.	58 70	47	H	Mi chi gan	84 70
5	A	Ohio St.	57 76	18	A	Mi chi gan St.	52 77
34	H	Indi ana	59 70	24	H	Wi sconsi n	70 62
83	A	Mi nnesota	50 62	7	H	Iowa	68 77
106	H	Penn St.	61 69	14	A	Ill i noi s	58 76

Non-Di v I Games:

Purdue

Loss, Non-Conf, S Site, H Home A Away N Neutral

Average RPI Win: 256				WON-LOST RECORD		WINNING PCT. RANK		LAST 10 GAMES		STRENGTH OF SCHEDULE		OPP. STRENGTH OF SCHEDULE		TEAM RPI		CONF. RPI			
DIV. I ONLY				11- 16		231		4- 6		247		296		260		26			
DIV. I NON-CONF.				4- 4		156		0- 0		255		292		201		26			
TOTALS		RPI 1-50		RPI 51-100		W-L RECORDS		RPI 101-200		RPI 201+									
11- 16		0- 1		0- 0		OVERALL		1- 7		10- 8									
7- 5		0- 0		0- 0		HOME		1- 2		6- 3									
3- 10		0- 1		0- 0		AWAY		0- 5		3- 4									
1- 1		0- 0		0- 0		NEUTRAL		0- 0		1- 1									
4- 4		0- 1		0- 0		NON-CONFERENCE		0- 1		4- 2									
2- 1		0- 0		0- 0		HOME		0- 0		2- 1									
1- 2		0- 1		0- 0		AWAY		0- 1		1- 0									
1- 1		0- 0		0- 0		NEUTRAL		0- 0		1- 1									
7- 12		0- 0		0- 0		CONFERENCE		1- 6		6- 6									
5- 4		0- 0		0- 0		HOME		1- 2		4- 2									
2- 8		0- 0		0- 0		AWAY		0- 4		2- 4									
0- 0		0- 0		0- 0		NEUTRAL		0- 0		0- 0									
RPI 1-50				RPI 51-100				RPI 101-200				RPI 201+				Team's RPI: 260			
RPI	S	Opponent	Score	RPI	S	Opponent	Score	RPI	S	Opponent	Score	RPI	S	Opponent	Score				
3	A	Connecticut	75 111					144	A	Monmouth	74 80	207	A	Cornell	55 45				
								144	H	Monmouth	82 85	213	A	Robert Morris	77 89				
								145	A	Fairleigh Dickinson	70 76	213	H	Robert Morris	85 90				
								145	A	Fairleigh Dickinson	65 66	230	A	Mt. St. Mary's	78 82				
								145	H	Fairleigh Dickinson	102 81	230	H	Mt. St. Mary's	68 62				
								152	A	Rhode Island	72 87	232	A	Wagner	63 81				
								165	A	Central Conn. St.	69 79	232	H	Wagner	60 64				
								165	H	Central Conn. St.	67 79	241	N	Troy	83 94				
												250	N	New Hampshire	64 62				
												262	A	Sacred Heart	71 65				
												262	H	Sacred Heart	72 68				
												271	A	St. Francis (N.Y.)	66 70				
												271	H	St. Francis (N.Y.)	73 68				
												273	H	Brown	60 64				
												274	H	Long Island	82 69				
												286	H	Colgate	67 59				
												311	H	Dartmouth	88 77				
												323	A	St. Francis (Pa.)	65 62				
				LAST 10 Division I GAMES:															
				145	A	Fairleigh Dickinson	65 66	213	A	Robert Morris	77 89								
				165	H	Central Conn. St.	67 79	323	A	St. Francis (Pa.)	65 62								
				262	A	Sacred Heart	71 65	271	H	St. Francis (N.Y.)	73 68								
				230	A	Mt. St. Mary's	78 82	262	H	Sacred Heart	72 68								
				232	H	Wagner	60 64	271	A	St. Francis (N.Y.)	66 70								

Non-Div I Games: Concordia (N.Y.) 106 57

Quinnipiac

Average RPI Win: 253
Average RPI Loss: 149

WON-LOST
RECORD

WINNING
PCT. RANK

LAST 10
GAMES

STRENGTH OF
SCHEDULE

OPP. STRENGTH
OF SCHEDULE

TEAM
RPI

CONF.
RPI

DIV. I ONLY

14- 13

147

4- 6

275

267

193

19

DIV. I NON-CONF.

5- 5

156

0- 0

266

295

212

24

TOTALS

RPI 1-50

RPI 51-100

W-L RECORDS

RPI 101-200

RPI 201+

14- 13

0- 2

0- 2

OVERALL

3- 6

11- 3

6- 4

0- 0

0- 1

HOME

2- 2

4- 1

5- 8

0- 2

0- 1

AWAY

1- 3

4- 2

3- 1

0- 0

0- 0

NEUTRAL

0- 1

3- 0

5- 5

0- 2

0- 0

NON-CONFERENCE

0- 2

5- 1

1- 0

0- 0

0- 0

HOME

0- 0

1- 0

1- 4

0- 2

0- 0

AWAY

0- 1

1- 1

3- 1

0- 0

0- 0

NEUTRAL

0- 1

3- 0

9- 8

0- 0

0- 2

CONFERENCE

3- 4

6- 2

5- 4

0- 0

0- 1

HOME

2- 2

3- 1

4- 4

0- 0

0- 1

AWAY

1- 2

3- 1

0- 0

0- 0

0- 0

NEUTRAL

0- 0

0- 0

RPI 1-50







RPI 51-100

RPI 101-200







Team's RPI: 193

RPI 201+

























RPI S Opponent Score

26   George Mason 69  81
45   Arkansas 55  75





























RPI S Opponent Score

73   Winthrop 44  71
73   Winthrop 75  90



























RPI S Opponent Score

121   Coastal Caro. 70 69
121   Coastal Caro. 75  84
146   Virginia Tech 50  80
161   Bi rmi ngham-So. 57  70
161   Bi rmi ngham-So. 75 64
164   Hi gh Poi nt 62  76
164   Hi gh Poi nt 96 76
164   Hi gh Poi nt 84  87
198 N   Texas-Arlington 66  83

RPI S Opponent Score





225   East Tenn. St. 95 85
226   Charleston So. 80 71
226   Charleston So. 81 76
239   UNC Asheville 57  64
239   UNC Asheville 80  87
256 N  Bowling Green 81 63
265 N  Western Caro. 69 56
284   Hampton 69  73
311 N  Dartmouth 85 78
316   Liberty 60 50
316   Liberty 69 54
318   VMI 77 69
318   VMI 101 77
324   N. C. A&T 83 76

LAST 10 Division I GAMES:

164   Hi gh Poi nt 84  87
121   Coastal Caro. 75  84
318   VMI 77 69
316   Liberty 69 54
226   Charleston So. 81 76
73   Winthrop 44  71
161   Bi rmi ngham-So. 75 64
239   UNC Asheville 57  64
164   Hi gh Poi nt 62  76
161   Bi rmi ngham-So. 57  70

Non-Div I Games: Virginia Interm78 66 Southern Va. 91 62

Radford

 Loss,  Non-Conf, S Site,  Home  Away N Neutral

Average RPI Win:	187	WON-LOST	WINNING	LAST 10	STRENGTH OF	OPP. STRENGTH	TEAM	CONF.
Average RPI Loss:	98	RECORD	PCT. RANK	GAMES	SCHEDULE	OF SCHEDULE	RPI	RPI

DIV. I ONLY	14- 14	161	3- 7	122	103	152	11
DIV. I NON-CONF.	6- 5	139	0- 0	116	156	126	9

TOTALS	RPI 1-50	RPI 51-100	W-L RECORDS	RPI 101-200	RPI 201+
14- 14	0- 3	2- 4	OVERALL	5- 6	7- 1
10- 6	0- 2	2- 2	HOME	3- 1	5- 1
4- 7	0- 1	0- 1	AWAY	2- 5	2- 0
0- 1	0- 0	0- 1	NEUTRAL	0- 0	0- 0
6- 5	0- 1	1- 2	NON-CONFERENCE	1- 1	4- 1
5- 3	0- 1	1- 1	HOME	1- 0	3- 1
1- 2	0- 0	0- 1	AWAY	0- 1	1- 0
0- 0	0- 0	0- 0	NEUTRAL	0- 0	0- 0
8- 9	0- 2	1- 2	CONFERENCE	4- 5	3- 0
5- 3	0- 1	1- 1	HOME	2- 1	2- 0
3- 5	0- 1	0- 0	AWAY	2- 4	1- 0
0- 1	0- 0	0- 1	NEUTRAL	0- 0	0- 0

RPI	S	Opponent	Score
22	H	Boston College	56 78
37	A	George Washington	62 81
43	H	St. Joseph's	55 57

RPI	S	Opponent	Score
54	A	Houston	41 67
74	H	Temple	69 63
74	N	Temple	45 74
80	H	Xavier	76 85
87	H	Manhattan	78 69
99	H	Ohio	63 71

RPI	S	Opponent	Score
101	A	St. Louis	62 73
101	H	St. Louis	53 58
103	A	La Salle	71 68
104	A	Charlotte	80 88
108	H	Providence	77 69
126	A	Massachusetts	61 63
126	H	Massachusetts	58 55
134	A	Fordham	76 79
134	H	Fordham	64 59
162	A	Utah	50 66
183	A	Dayton	65 56

RPI	S	Opponent	Score
205	H	Richmond	58 46
209	A	Boston U.	48 38
232	H	Wagner	61 63
260	H	Quinnipiac	87 72
262	H	Sacred Heart	56 50
273	H	Brown	57 40
290	A	St. Bonaventure	71 66
308	H	Duquesne	79 69

LAST 10 Division I GAMES:

74	N	Temple	45 74	43	H	St. Joseph's	55 57
183	A	Dayton	65 56	134	A	Fordham	76 79
74	H	Temple	69 63	308	H	Duquesne	79 69
80	H	Xavier	76 85	126	A	Massachusetts	61 63
101	A	St. Louis	62 73	101	H	St. Louis	53 58

Average RPI Win: 232
Average RPI Loss: 123

WON-LOST
RECORD

WINNING
PCT. RANK

LAST 10
GAMES

STRENGTH OF
SCHEDULE

OPP. STRENGTH
OF SCHEDULE

TEAM
RPI

CONF.
RPI

DIV. I ONLY
DIV. I NON-CONF.

10- 16
4- 7

246
217

3- 7
0- 0

145
107

165
199

218
182

13
13

TOTALS

RPI 1-50

RPI 51-100

W-L RECORDS

RPI 101-200

RPI 201+

10- 16

0- 5

1- 3

OVERALL

2- 4

7- 4

7- 6

0- 3

1- 0

HOME

2- 2

4- 1

3- 7

0- 1

0- 3

AWAY

0- 1

3- 2

0- 3

0- 1

0- 0

NEUTRAL

0- 1

0- 1

4- 7

0- 3

0- 1

NON-CONFERENCE

2- 3

2- 0

4- 2

0- 1

0- 0

HOME

2- 1

2- 0

0- 3

0- 1

0- 1

AWAY

0- 1

0- 0

0- 2

0- 1

0- 0

NEUTRAL

0- 1

0- 0

6- 9

0- 2

1- 2

CONFERENCE

0- 1

5- 4

3- 4

0- 2

1- 0

HOME

0- 1

2- 1

3- 4

0- 0

0- 2

AWAY

0- 0

3- 2

0- 1

0- 0

0- 0

NEUTRAL

0- 0

0- 1

RPI 1-50

RPI 51-100

RPI 101-200

RPI 201+

Team's RPI: 218

RPI	S	Opponent	Score
4	H	Memphis	79 84
8	H	Texas	58 85
31	A	Marquette	65 82
32	H	UAB	68 75
45	N	Arkansas	61 80

RPI	S	Opponent	Score
54	A	Houston	71 74
54	H	Houston	71 62
65	A	Murray St.	65 83
76	A	UTEP	47 58

RPI	S	Opponent	Score
147	A	Oregon	60 84
158	N	IUPUI	56 58
162	H	Utah	96 94
190	H	UCF	64 77
197	H	Yale	67 70
199	H	Princeton	52 41

RPI	S	Opponent	Score
203	A	Tulsa	73 80
217	A	Tulane	60 57
217	H	Tulane	53 70
231	A	Marshall	78 75
246	A	Southern Miss.	67 61
268	A	Southern Methodist	69 80
268	H	Southern Methodist	68 66
268	N	Southern Methodist	59 61
300	H	East Caro.	62 54
307	H	Texas Southern	81 65
334	H	Prairie View	67 58

LAST 10 Division I GAMES:

268	N	Southern Methodist	59 61	300	H	East Caro.	62 54
268	H	Southern Methodist	68 66	203	A	Tulsa	73 80
54	A	Houston	71 74	231	A	Marshall	78 75
190	H	UCF	64 77	4	H	Memphis	79 84
76	A	UTEP	47 58	217	H	Tulane	53 70

Non-Div I Games: N.M. Highlands 87 75 Palm Beach Atl. 93 54

Rice

Loss, Non-Conf, S Site, H Home A Away N Neutral

[illegible]

Ri chmond

DIV. I ONLY		8- 20	286	1- 9	117	157	243	14
DIV. I NON-CONF.		4- 5	187	0- 1	51	168	128	14
TOTALS		RPI 1-50	RPI 51-100	W-L RECORDS		RPI 101-200	RPI 201+	
8- 20		0- 2	1- 4	OVERALL		1- 11	6- 3	
5- 7		0- 1	1- 1	HOME		0- 4	4- 1	
2- 12		0- 1	0- 3	AWAY		1- 6	1- 2	
1- 1		0- 0	0- 0	NEUTRAL		0- 1	1- 0	
4- 5		0- 2	0- 1	NON-CONFERENCE		1- 2	3- 0	
2- 1		0- 1	0- 0	HOME		0- 0	2- 0	
1- 4		0- 1	0- 1	AWAY		1- 2	0- 0	
1- 0		0- 0	0- 0	NEUTRAL		0- 0	1- 0	
4- 15		0- 0	1- 3	CONFERENCE		0- 9	3- 3	
3- 6		0- 0	1- 1	HOME		0- 4	2- 1	
1- 8		0- 0	0- 2	AWAY		0- 4	1- 2	
0- 1		0- 0	0- 0	NEUTRAL		0- 1	0- 0	
RPI 1-50		RPI 51-100		RPI 101-200		RPI 201+		Team's RPI: 243
RPI S	Opponent	Score	RPI S	Opponent	Score	RPI S	Opponent	Score
2 A	Villanova	57 86	64 A	Iona	59 80	105 A	Marist	62 73
42 H	Bucknell	54 56	64 H	Iona	79 83	105 H	Marist	66 89
			87 A	Manhattan	81 87	125 A	Siena	62 85
			87 H	Manhattan	75 56	125 H	Siena	73 92
			90 A	Northeastern	79 92	128 A	St. Peter's	100 104
						128 H	St. Peter's	64 77
						128 N	St. Peter's	51 80
						129 A	Drexel	60 72
						144 A	Monmouth	75 67
						171 A	Loyola (Md.)	76 78
						171 H	Loyola (Md.)	66 69
						188 A	Col. of Charleston	67 72
			LAST 10 Division I GAMES:					
			128 N	St. Peter's	51 80	125 H	Siena	73 92
			128 H	St. Peter's	64 77	105 A	Marist	62 73
			171 H	Loyola (Md.)	66 69	255 H	Canisius	73 69
			90 A	Northeastern	79 92	228 A	Fairfield	69 77
			64 H	Iona	79 83	202 A	Niagara	70 84

Ri der

Average RPI Win: 241
Average RPI Loss: 200

WON-LOST
RECORD

WINNING
PCT. RANK

LAST 10
GAMES

STRENGTH OF
SCHEDULE

OPP. STRENGTH
OF SCHEDULE

TEAM
RPI

CONF.
RPI

DIV. I ONLY	13- 14	171	4- 6	285	269	213	26
DIV. I NON-CONF.	2- 5	255	0- 0	269	208	285	26

TOTALS	RPI 1-50	RPI 51-100	W-L RECORDS	RPI 101-200	RPI 201+
13- 14	0- 2	0- 0	OVERALL	3- 3	10- 9
9- 2	0- 0	0- 0	HOME	2- 1	7- 1
4- 12	0- 2	0- 0	AWAY	1- 2	3- 8
0- 0	0- 0	0- 0	NEUTRAL	0- 0	0- 0
2- 5	0- 2	0- 0	NON-CONFERENCE	0- 0	2- 3
2- 0	0- 0	0- 0	HOME	0- 0	2- 0
0- 5	0- 2	0- 0	AWAY	0- 0	0- 3
0- 0	0- 0	0- 0	NEUTRAL	0- 0	0- 0
11- 9	0- 0	0- 0	CONFERENCE	3- 3	8- 6
7- 2	0- 0	0- 0	HOME	2- 1	5- 1
4- 7	0- 0	0- 0	AWAY	1- 2	3- 5
0- 0	0- 0	0- 0	NEUTRAL	0- 0	0- 0

RPI S	Opponent	Score
7	A Iowa	51 73
11	A Pittsburgh	59 86

RPI S	Opponent	Score
-------	----------	-------

RPI S	Opponent	Score
144	A Monmouth	87 75
144	H Monmouth	73 65
145	A Fairleigh Dickinson	78 93
145	A Fairleigh Dickinson	55 71
145	H Fairleigh Dickinson	83 84
165	H Central Conn. St.	77 74

RPI S	Opponent	Score
226	H Charleston So.	97 85
230	A Mt. St. Mary's	59 60
230	A Mt. St. Mary's	67 66
230	H Mt. St. Mary's	62 64
232	A Wagner	69 75
232	H Wagner	95 90
250	A New Hampshire	65 71
260	A Quinnipiac	90 85
260	H Quinnipiac	89 77
262	A Sacred Heart	60 73
271	A St. Francis (N.Y.)	69 70
271	H St. Francis (N.Y.)	73 71
274	A Long Island	69 74
274	H Long Island	70 66
281	H Maine	62 53
290	A St. Bonaventure	61 80
308	A Duquesne	58 73
323	A St. Francis (Pa.)	70 54
323	H St. Francis (Pa.)	79 67

LAST 10 Division I GAMES:

145	A Fairleigh Dickinson	55 71	274	A Long Island	69 74
230	A Mt. St. Mary's	67 66	260	H Quinnipiac	89 77
230	H Mt. St. Mary's	62 64	165	H Central Conn. St.	77 74
323	A St. Francis (Pa.)	70 54	145	A Fairleigh Dickinson	78 93
271	A St. Francis (N.Y.)	69 70	230	A Mt. St. Mary's	59 60

Robert Morris

Robert Morris

Non-Div I Games: Lock Haven

100 64

Medaille

109 36

Robert Morris

Loss, Non-Conf, S Site, H Home A Away N Neutral

Average RPI Win: 143
Average RPI Loss: 57

WON-LOST
RECORD

WINNING
PCT. RANK

LAST 10
GAMES

STRENGTH OF
SCHEDULE

OPP. STRENGTH
OF SCHEDULE

TEAM
RPI

CONF.
RPI

DIV. I ONLY	17- 13	120	6- 4	42	45	75	2
DIV. I NON-CONF.	9- 3	61	1- 1	63	242	40	2

TOTALS	RPI 1-50	RPI 51-100	W-L RECORDS	RPI 101-200	RPI 201+
17- 13	2- 8	5- 2	OVERALL	6- 4	5- 0
11- 5	1- 2	3- 0	HOME	3- 3	4- 0
4- 6	0- 4	1- 2	AWAY	3- 1	1- 0
2- 2	1- 2	1- 0	NEUTRAL	0- 0	0- 0
9- 3	1- 2	1- 0	NON-CONFERENCE	5- 2	3- 0
7- 1	0- 0	1- 0	HOME	3- 1	3- 0
2- 2	0- 1	0- 0	AWAY	2- 1	0- 0
1- 1	1- 1	0- 0	NEUTRAL	0- 0	0- 0
8- 10	1- 6	4- 2	CONFERENCE	1- 2	2- 0
4- 4	1- 2	2- 0	HOME	0- 2	1- 0
3- 5	0- 3	1- 2	AWAY	1- 0	1- 0
1- 1	0- 1	1- 0	NEUTRAL	0- 0	0- 0

Rutgers

RPI	S	Opponent	Score
2	H	Villanova	78 84
2	N	Villanova	55 87
11	H	Pittsburgh	68 76
14	N	Illinois	57 77
17	A	Syracuse	84 86
31	H	Marquette	91 84
36	A	Georgetown	50 66
40	A	Cincinnati	66 71
43	A	St. Joseph's	62 71
48	N	Kent St.	55 52

RPI	S	Opponent	Score
58	A	Seton Hall	67 73
58	H	Seton Hall	82 78
58	N	Seton Hall	61 48
71	H	Louisville	65 56
74	H	Temple	67 53
91	A	DePaul	78 68
95	A	Notre Dame	63 90

Team's RPI: 75

RPI	S	Opponent	Score
104	H	Charlotte	82 85
106	A	Penn St.	76 71
108	H	Providence	69 79
122	A	St. Mary's (Cal.)	75 69
123	H	Delaware St.	49 42
130	A	Buffalo	53 62
137	A	St. John's (N.Y.)	82 70
137	H	St. John's (N.Y.)	51 54
155	H	Austin Peay	66 46
199	H	Pri nceton	54 44

RPI	S	Opponent	Score
222	H	South Carolina St.	63 45
236	A	South Fla.	65 51
236	H	South Fla.	62 44
281	H	Maine	91 56
319	H	Md.-East. Shore	92 50

Rutgers

LAST 10 Division I GAMES:

43	A	St. Joseph's	62 71	236	H	South Fla.	62 44
106	A	Penn St.	76 71	36	A	Georgetown	50 66
2	N	Villanova	55 87	236	A	South Fla.	65 51
58	N	Seton Hall	61 48	137	H	St. John's (N.Y.)	51 54
137	A	St. John's (N.Y.)	82 70	31	H	Marquette	91 84

Non-Div I Games: St. Thomas Aquina 94 56

Rutgers

Loss, **Non-Conf**, **S Site**, **H Home** **A Away** **N Neutral**

Average RPI Win:	213	WON-LOST	WINNING	LAST 10	STRENGTH OF	OPP. STRENGTH	TEAM	CONF.
Average RPI Loss:	144	RECORD	PCT. RANK	GAMES	SCHEDULE	OF SCHEDULE	RPI	RPI

DIV. I ONLY	13- 15	184	2- 8	142	222	154	17
DIV. I NON-CONF.	7- 5	118	0- 0	111	277	117	18

TOTALS	RPI 1-50	RPI 51-100	W-L RECORDS	RPI 101-200	RPI 201+
13- 15	0- 2	0- 2	OVERALL	7- 6	6- 5
5- 5	0- 0	0- 1	HOME	4- 1	1- 3
7- 9	0- 2	0- 1	AWAY	2- 4	5- 2
1- 1	0- 0	0- 0	NEUTRAL	1- 1	0- 0
7- 5	0- 2	0- 0	NON-CONFERENCE	4- 2	3- 1
3- 0	0- 0	0- 0	HOME	2- 0	1- 0
3- 4	0- 2	0- 0	AWAY	1- 1	2- 1
1- 1	0- 0	0- 0	NEUTRAL	1- 1	0- 0
6- 10	0- 0	0- 2	CONFERENCE	3- 4	3- 4
2- 5	0- 0	0- 1	HOME	2- 1	0- 3
4- 5	0- 0	0- 1	AWAY	1- 3	3- 1
0- 0	0- 0	0- 0	NEUTRAL	0- 0	0- 0

RPI 1-50				RPI 51-100				RPI 101-200				RPI 201+			
RPI	S	Opponent	Score	RPI	S	Opponent	Score	RPI	S	Opponent	Score	RPI	S	Opponent	Score
10	A	UCLA	56 86	61	A	Montana	79 84	107	N	Samford	49 52	210	A	Idaho St.	107 106
19	A	Nevada	74 82	61	H	Montana	71 73	117	A	Northern Ariz.	83 89	210	H	Idaho St.	71 72
								117	A	Northern Ariz.	83 98	240	A	Montana St.	70 75
								117	H	Northern Ariz.	72 92	240	A	Montana St.	71 70
								132	N	Southern U.	67 64	240	H	Montana St.	75 78
								142	A	Eastern Wash.	75 87	263	A	Weber St.	73 66
								142	H	Eastern Wash.	88 69	263	H	Weber St.	73 76
								153	H	Long Beach St.	106 94	278	H	Cal Poly	80 59
								173	H	Denver	79 65	279	A	Utah Valley St.	69 71
								177	A	Boi se St.	61 70	295	A	UC Davis	72 67
								185	A	San Franci sco	85 78	303	A	Southern Utah	76 68
								196	A	Portl and St.	68 65				
								196	H	Portl and St.	76 60				
LAST 10 Division I GAMES:															
117	A	Northern Ariz.	83 98	210	H	Idaho St.	71 72								
240	A	Montana St.	71 70	263	H	Weber St.	73 76								
240	A	Montana St.	70 75	196	A	Portl and St.	68 65								
117	H	Northern Ariz.	72 92	142	A	Eastern Wash.	75 87								
61	A	Montana	79 84	117	A	Northern Ariz.	83 89								

Non-Div I Games: Christian Herita 64 55 William Jessup 100 61

Sacramento St.

Average RPI Win: 235
Average RPI Loss: 193

WON-LOST
RECORD

WINNING
PCT. RANK

LAST 10
GAMES

STRENGTH OF
SCHEDULE

OPP. STRENGTH
OF SCHEDULE

TEAM
RPI

CONF.
RPI

DIV. I ONLY
DIV. I NON-CONF.

11- 17
3- 6

240
229

2- 8
0- 0

243
147

287
265

262
232

26
26

TOTALS

RPI 1-50

RPI 51-100

W-L RECORDS

RPI 101-200

RPI 201+

11- 17

0- 1

0- 1

OVERALL

3- 7

8- 8

8- 5

0- 0

0- 0

HOME

2- 1

6- 4

3- 12

0- 1

0- 1

AWAY

1- 6

2- 4

0- 0

0- 0

0- 0

NEUTRAL

0- 0

0- 0

3- 6

0- 1

0- 1

NON-CONFERENCE

2- 2

1- 2

2- 2

0- 0

0- 0

HOME

1- 0

1- 2

1- 4

0- 1

0- 1

AWAY

1- 2

0- 0

0- 0

0- 0

0- 0

NEUTRAL

0- 0

0- 0

8- 11

0- 0

0- 0

CONFERENCE

1- 5

7- 6

6- 3

0- 0

0- 0

HOME

1- 1

5- 2

2- 8

0- 0

0- 0

AWAY

0- 4

2- 4

0- 0

0- 0

0- 0

NEUTRAL

0- 0

0- 0

RPI 1-50

RPI 51-100

RPI 101-200

RPI 201+

Team's RPI: 262

RPI S Opponent Score
22 A Boston College 66 77

RPI S Opponent Score
78 A Miami (Fla.) 57 63

RPI S Opponent Score
119 A Albany (N.Y.) 63 61
144 A Monmouth 64 73
145 A Fairleigh Dickinson 73 81

RPI S Opponent Score
213 H Robert Morris 73 60
214 H Harvard 72 75
230 A Mt. St. Mary's 69 78
230 H Mt. St. Mary's 57 54
232 A Wagner 70 62
232 H Wagner 61 50
260 A Quinnipiac 68 72
260 H Quinnipiac 65 71
271 A St. Francis (N.Y.) 58 62
271 H St. Francis (N.Y.) 81 73
274 A Long Island 60 63
274 H Long Island 65 80
289 H Columbia 59 61
322 H Army 76 62
323 A St. Francis (Pa.) 74 72
323 H St. Francis (Pa.) 65 54

LAST 10 Division I GAMES:

165 A Central Conn. St. 68 86
260 H Quinnipiac 65 71
271 H St. Francis (N.Y.) 81 73
165 A Central Conn. St. 56 73
145 H Fairleigh Dickinson 76 85

271 A St. Francis (N.Y.) 58 62
230 H Mt. St. Mary's 57 54
274 H Long Island 65 80
260 A Quinnipiac 68 72
274 A Long Island 60 63

Non-Div I Games:

Sacred Heart

Loss, Non-Conf, S Site, H Home A Away N Neutral

Sam Houston St.				Through Games of Sunday, March 12, 2000				
Average RPI Win: 215		WON-LOST RECORD	WINNING PCT. RANK	LAST 10 GAMES	STRENGTH OF SCHEDULE	OPP. STRENGTH OF SCHEDULE	TEAM RPI	CONF. RPI
Average RPI Loss: 141								
DIV. I ONLY		18- 9	60	7- 3	241	199	112	22
DIV. I NON-CONF.		5- 3	109	0- 0	218	16	120	21
<hr/>								
TOTALS		RPI 1-50	RPI 51-100		W-L RECORDS		RPI 101-200	RPI 201+
18- 9		0- 1	2- 3		OVERALL		8- 1	8- 4
10- 2		0- 0	1- 0		HOME		3- 0	6- 2
7- 7		0- 1	1- 3		AWAY		4- 1	2- 2
1- 0		0- 0	0- 0		NEUTRAL		1- 0	0- 0
5- 3		0- 1	1- 1		NON-CONFERENCE		2- 1	2- 0
2- 0		0- 0	0- 0		HOME		0- 0	2- 0
2- 3		0- 1	1- 1		AWAY		1- 1	0- 0
1- 0		0- 0	0- 0		NEUTRAL		1- 0	0- 0
13- 6		0- 0	1- 2		CONFERENCE		6- 0	6- 4
8- 2		0- 0	1- 0		HOME		3- 0	4- 2
5- 4		0- 0	0- 2		AWAY		3- 0	2- 2
0- 0		0- 0	0- 0		NEUTRAL		0- 0	0- 0
<hr/>								
RPI 1-50		RPI 51-100		RPI 101-200		Team's RPI: 112		RPI 201+
RPI S	Opponent	Score	RPI S	Opponent	Score	RPI S	Opponent	Score
23	A Ari zona	51 87	54	A Houston	46 68	129	A Drexel	61 72
			60	A Northwestern St.	68 77	139	A Mi ssouri	80 77
			60	A Northwestern St.	87 95	189	A Southeastern La.	68 64
			60	H Northwestern St.	80 73	189	H Southeastern La.	66 62
			97	A New Mexico St.	78 77	190	N UCF	68 63
						192	A Lamar	85 82
						198	A Texas-Arlington	80 76
						198	H Texas-Arlington	91 81
						198	H Texas-Arlington	86 84

q r o f m a s

Samford				Through Games Of Sunday, March 12, 2006						
Average RPI Win: 217		WON-LOST	WINNING	LAST 10	STRENGTH OF	OPP. STRENGTH	TEAM	CONF.		
Average RPI Loss: 118		RECORD	PCT. RANK	GAMES	SCHEDULE	OF SCHEDULE	RPI	RPI		
DIV. I ONLY		18- 11	86	5- 5	159	223	107	20		
DIV. I NON-CONF.		2- 4	229	0- 1	15	25	127	20		
<hr/>										
TOTALS		RPI 1-50	RPI 51-100	W-L RECORDS	RPI 101-200	RPI 201+				
18- 11		0- 2	1- 4	OVERALL	6- 4	11- 1				
8- 3		0- 0	1- 0	HOME	1- 3	6- 0				
8- 7		0- 2	0- 3	AWAY	3- 1	5- 1				
2- 1		0- 0	0- 1	NEUTRAL	2- 0	0- 0				
2- 4		0- 2	0- 2	NON-CONFERENCE	1- 0	1- 0				
0- 0		0- 0	0- 0	HOME	0- 0	0- 0				
1- 4		0- 2	0- 2	AWAY	0- 0	1- 0				
1- 0		0- 0	0- 0	NEUTRAL	1- 0	0- 0				
16- 7		0- 0	1- 2	CONFERENCE	5- 4	10- 1				
8- 3		0- 0	1- 0	HOME	1- 3	6- 0				
7- 3		0- 0	0- 1	AWAY	3- 1	4- 1				
1- 1		0- 0	0- 1	NEUTRAL	1- 0	0- 0				
<hr/>										
RPI 1-50		RPI 51-100		RPI 101-200		Team's RPI: 107		RPI 201+		
RPI S	Opponent	Score	RPI S	Opponent	Score	RPI S	Opponent	Score		
8	A Texas	33 77	65	A Murray St.	38 59	135	A Tennessee Tech	68 43		
16	A Okl ahoma	41 68	65	H Murray St.	61 50	135	H Tennessee Tech	85 88		
			65	N Murray St.	57 74	135	N Tennessee Tech	73 66		
			66	A South Ala.	52 55	154	N Sacramento St.	52 49		
			99	A Ohio	52 64	155	A Austin Peay	68 74		
						155	H Austin Peay	84 68		
						181	A Jacksonville St.	90 69		
						181	H Jacksonville St.	61 62		
						194	A Eastern Ky.	85 66		
						194	H Eastern Ky.	70 75		
								208	A Tennessee St.	64 54
								208	H Tennessee St.	68 48
								208	H Tennessee St.	78 67
								224	A Tenn. -Martin	79 65
								224	H Tenn. -Martin	67 60
								246	A Southern Mi ss.	52 33
								309	A Eastern Ill.	52 41
								309	H Eastern Ill.	58 55
								313	A Southeast Mo. St.	52 63
								313	H Southeast Mo. St.	68 53
								321	A Morehead St.	65 64
								321	H Morehead St.	76 52
<hr/>										
LAST 10 Div					sion I GAMES:					
65 N Murray St.					57	74	99 A Ohio		52	64
135 N Tennessee Tech					73	66	321 H Morehead St.		76	52
208 H Tennessee St.					78	67	194 H Eastern Ky.		70	75
309 A Eastern Ill.					52	41	155 A Austin Peay		68	74
313 A Southeast Mo. St.					52	63	309 H Eastern Ill.		58	55

s a m f o r d

San Diego				Through Games Of Sunday, March 12, 2006							
Average RPI Win:		195	WON-LOST	WINNING	LAST 10	STRENGTH OF	OPP. STRENGTH	TEAM	CONF.		
Average RPI Loss:		150	RECORD	PCT. RANK	GAMES	SCHEDULE	OF SCHEDULE	RPI	RPI		
DIV. I ONLY		17- 12	107	4- 6	233	130	141	12			
DIV. I NON-CONF.		9- 3	61	0- 0	264	256	115	11			
<hr/>											
TOTALS		RPI 1-50	RPI 51-100	W-L RECORDS	RPI 101-200	RPI 201+					
17- 12		0- 3	1- 0	OVERALL	9- 5	7- 4					
8- 4		0- 1	1- 0	HOME	4- 3	3- 0					
6- 8		0- 2	0- 0	AWAY	3- 2	3- 4					
3- 0		0- 0	0- 0	NEUTRAL	2- 0	1- 0					
9- 3		0- 0	1- 0	NON-CONFERENCE	4- 1	4- 2					
4- 1		0- 0	1- 0	HOME	2- 1	1- 0					
4- 2		0- 0	0- 0	AWAY	1- 0	3- 2					
1- 0		0- 0	0- 0	NEUTRAL	1- 0	0- 0					
8- 9		0- 3	0- 0	CONFERENCE	5- 4	3- 2					
4- 3		0- 1	0- 0	HOME	2- 2	2- 0					
2- 6		0- 2	0- 0	AWAY	2- 2	0- 2					
2- 0		0- 0	0- 0	NEUTRAL	1- 0	1- 0					
<hr/>											
RPI 1-50		RPI 51-100		RPI 101-200		Team's RPI: 141		RPI 201+			
RPI S	Opponent	Score	RPI S	Opponent	Score	RPI S	Opponent	Score	RPI S	Opponent	Score
9	A Gonzaga	59 75	56	H San Diego St.	90 80	120	H New Mexico	63 56	219	A UC Santa Barb.	65 67
9	A Gonzaga	92 96				122	A St. Mary's (Cal.)	86 78	220	A Furman	80 73
9	H Gonzaga	63 64				122	H St. Mary's (Cal.)	77 81	238	A Portl and	72 90
						124	N Fresno St.	72 61	238	H Portl and	78 68
						138	H Loyol a (Ill.)	90 57	248	A Pepperdi ne	54 55
						142	A Eastern Wash.	97 78	248	H Pepperdi ne	84 71
						149	A Loyol a Marymount	84 86	248	N Pepperdi ne	85 72
						149	H Loyol a Marymount	76 94	269	A San Jose St.	68 79
						184	A Santa Clara	81 66	293	A Campbel l	90 81
						184	H Santa Clara	75 69	312	A UC Ri versi de	82 65
						185	A San Franci sco	71 87	312	H UC Ri versi de	94 67
						185	H San Franci sco	71 68			
						185	N San Franci sco	62 59			
						198	H Texas-Arl ington	91 94			
<hr/>											
LAST 10 Division I GAMES:											
	9	A Gonzaga	92	96		122	H St. Mary's (Cal.)	77	81		
	185	N San Franci sco	62	59		185	A San Franci sco	71	87		
	248	N Pepperdi ne	85	72		185	H San Franci sco	71	68		
	238	A Portl and	72	90		149	H Loyol a Marymount	76	94		
	9	A Gonzaga	59	75		248	H Pepperdi ne	84	71		

S
a
n
D
i
e
g
o
S
t
.

San Diego St.				Through Games Of Sunday, March 12, 2006							
Average RPI Win:		165	WON-LOST	WINNING	LAST 10	STRENGTH OF	OPP. STRENGTH	TEAM	CONF.		
Average RPI Loss:		101	RECORD	PCT. RANK	GAMES	SCHEDULE	OF SCHEDULE	RPI	RPI		
DIV. I ONLY		22- 8	36	8- 2		118	95	56	8		
DIV. I NON-CONF.		6- 5	139	1- 1		226	125	158	10		
<hr/>											
TOTALS		RPI 1-50	RPI 51-100	W-L RECORDS		RPI 101-200	RPI 201+				
22- 8		1- 2	4- 2	OVERALL		11- 5	6- 0				
12- 2		1- 0	2- 0	HOME		5- 2	4- 0				
6- 5		0- 1	1- 2	AWAY		4- 2	1- 0				
4- 2		0- 1	1- 0	NEUTRAL		2- 1	1- 0				
<hr/>											
6- 5		0- 1	0- 1	NON-CONFERENCE		2- 4	4- 0				
5- 1		0- 0	0- 0	HOME		2- 1	3- 0				
0- 3		0- 0	0- 1	AWAY		0- 2	0- 0				
1- 2		0- 1	0- 0	NEUTRAL		0- 1	1- 0				
<hr/>											
16- 3		1- 1	4- 1	CONFERENCE		9- 1	2- 0				
7- 1		1- 0	2- 0	HOME		3- 1	1- 0				
6- 2		0- 1	1- 1	AWAY		4- 0	1- 0				
3- 0		0- 0	1- 0	NEUTRAL		2- 0	0- 0				
<hr/>											
RPI 1-50			RPI 51-100	Team's RPI: 56	RPI 101-200			RPI 201+			
RPI S	Opponent	Score	RPI S	Opponent	Score	RPI S	Opponent	Score	RPI S	Opponent	Score
34 N	I n d i a n a	83 87	52 A	C a l i f o r n i a	64 82	108 A	P r o v i d e n c e	65 80	219 H	U C Santa Barb.	66 54
50 A	A i r F o r c e	62 65	67 A	B r i g h a m Y o u n g	90 100	119 H	A l b a n y (N. Y.)	80 53	246 N	S o u t h e r n M i s s.	79 51
50 H	A i r F o r c e	61 51	67 H	B r i g h a m Y o u n g	88 61	120 A	N e w M e x i c o	73 66	276 H	S o u t h D a k o t a S t.	88 63
			92 A	U N L V	81 70	120 H	N e w M e x i c o	75 69	287 A	T C U	76 57
			92 H	U N L V	83 67	133 N	I l l . - C h i c a g o	63 66	287 H	T C U	83 71
			92 N	U N L V	63 60	141 A	S a n D i e g o	80 90	295 H	U M B C	58 45
						149 H	L o y o l a M a r y m o u n t	84 68			
						151 A	C o l o r a d o S t.	85 81			
						151 H	C o l o r a d o S t.	83 75			
						151 N	C o l o r a d o S t.	64 52			
						162 A	U t a h	72 67			
						162 H	U t a h	65 67			
						166 H	W a s h i n g t o n S t.	49 60			
						170 A	W y o m i n g	78 77			
						170 H	W y o m i n g	91 72			
						170 N	W y o m i n g	69 64			
<hr/>											
LAST 10 Division I GAMES:											
34 N	I n d i a n a	83 87	170 N	W y o m i n g	69 64	120 A	N e w M e x i c o	73 66			
92 N	U N L V	63 60	67 A	B r i g h a m Y o u n g	90 100	287 H	T C U	83 71			
151 N	C o l o r a d o S t.	64 52	92 A	U N L V	81 70						
276 H	S o u t h D a k o t a S t.	88 63									

S
a
n
D
i
e
g
o
S
t
.

Non-Div I Games: Al as. Fairbanks 67 55 Pt. Loma Nazaren88 77 San Diego St.

Average RPI Win: 185				WON-LOST RECORD		WINNING PCT. RANK		LAST 10 GAMES		STRENGTH OF SCHEDULE		OPP. STRENGTH OF SCHEDULE		TEAM RPI		CONF. RPI			
DIV. I ONLY				11- 17		240		4- 6		92		125		185		12			
DIV. I NON-CONF.				4- 9		245		0- 0		55		130		172		11			
TOTALS		RPI 1-50		RPI 51-100		W-L RECORDS		RPI 101-200		RPI 201+									
11- 17		0- 4		1- 2		OVERALL		5- 10		5- 1									
8- 6		0- 2		1- 1		HOME		4- 3		3- 0									
3- 8		0- 2		0- 1		AWAY		1- 4		2- 1									
0- 3		0- 0		0- 0		NEUTRAL		0- 3		0- 0									
4- 9		0- 2		1- 2		NON-CONFERENCE		2- 4		1- 1									
4- 3		0- 1		1- 1		HOME		2- 1		1- 0									
0- 4		0- 1		0- 1		AWAY		0- 1		0- 1									
0- 2		0- 0		0- 0		NEUTRAL		0- 2		0- 0									
7- 8		0- 2		0- 0		CONFERENCE		3- 6		4- 0									
4- 3		0- 1		0- 0		HOME		2- 2		2- 0									
3- 4		0- 1		0- 0		AWAY		1- 3		2- 0									
0- 1		0- 0		0- 0		NEUTRAL		0- 1		0- 0									
RPI 1-50				RPI 51-100				RPI 101-200				Team's RPI: 185				RPI 201+			
RPI	S	Opponent	Score	RPI	S	Opponent	Score	RPI	S	Opponent	Score	RPI	S	Opponent	Score	RPI	S	Opponent	Score
9	A	Gonzaga	72 75	86	A	Stanford	56 71	117	N	Northern Ari z.	66 70	219	A	UC Santa Barb.	59 82				
9	H	Gonzaga	75 84	88	H	Paci fi c	71 75	122	A	St. Mary' s (Cal .)	70 88	234	H	Cal St. Fullerton	93 91				
27	H	Wi chi ta St.	67 75	97	H	New Mexi co St.	74 64	122	H	St. Mary' s (Cal .)	53 52	238	A	Portl and	74 72				
31	A	Marquette	48 61					124	A	Fresno St.	60 65	238	H	Portl and	62 50				
								136	H	Texas Tech	90 72	248	A	Pepperdi ne	71 63				
								141	A	San Di ego	68 71	248	H	Pepperdi ne	66 63				
								141	H	San Di ego	87 71								
								141	N	San Di ego	59 62								
								144	H	Monmouth	70 66								
								149	A	Loyol a Marymount	75 84								
								149	H	Loyol a Marymount	63 74								
								154	H	Sacramento St.	78 85								
								177	N	Boi se St.	58 69								
								184	A	Santa Cl ara	72 64								
								184	H	Santa Cl ara	78 83								
LAST 10 Div				si on I GAMES:															
				141	N	San Di ego	59 62	141	A	San Di ego	68 71								
				9	A	Gonzaga	72 75	248	H	Pepperdi ne	66 63								
				238	A	Portl and	74 72	149	H	Loyol a Marymount	63 74								
				184	H	Santa Cl ara	78 83	122	A	St. Mary' s (Cal .)	70 88								
				141	H	San Di ego	87 71	184	A	Santa Cl ara	72 64								

Non-Div I Games:

San Francisco

Loss, Non-Conf, S Site, H Home A Away N Neutral

Average RPI Win: 235
Average RPI Loss: 117

WON-LOST
RECORD

WINNING
PCT. RANK

LAST 10
GAMES

STRENGTH OF
SCHEDULE

OPP. STRENGTH
OF SCHEDULE

TEAM
RPI

CONF.
RPI

DIV. I ONLY	6- 25	313	1- 9	107	131	269	9
DIV. I NON-CONF.	4- 10	255	0- 1	136	275	241	7

TOTALS	RPI 1-50	RPI 51-100	W-L RECORDS	RPI 101-200	RPI 201+
6- 25	0- 5	0- 8	OVERALL	2- 9	4- 3
2- 11	0- 2	0- 3	HOME	1- 4	1- 2
3- 12	0- 2	0- 5	AWAY	1- 4	2- 1
1- 2	0- 1	0- 0	NEUTRAL	0- 1	1- 0
4- 10	0- 0	0- 2	NON-CONFERENCE	2- 5	2- 3
1- 4	0- 0	0- 0	HOME	1- 2	0- 2
2- 5	0- 0	0- 2	AWAY	1- 2	1- 1
1- 1	0- 0	0- 0	NEUTRAL	0- 1	1- 0
2- 15	0- 5	0- 6	CONFERENCE	0- 4	2- 0
1- 7	0- 2	0- 3	HOME	0- 2	1- 0
1- 7	0- 2	0- 3	AWAY	0- 2	1- 0
0- 1	0- 1	0- 0	NEUTRAL	0- 0	0- 0

RPI S	RPI 1-50 Opponent	Score	RPI S	RPI 51-100 Opponent	Score	RPI S	RPI 101-200 Opponent	Score	RPI S	RPI 201+ Opponent	Team's RPI: 269 Score
19	A Nevada	60 83	52	A Cal i forni a	52 70	124	A Fresno St.	66 79	219	H UC Santa Barb.	72 76
19	H Nevada	56 63	68	A Loui si ana Tech	63 74	124	H Fresno St.	80 87	234	H Cal St. Fullerton	59 67
46	A Utah St.	58 61	68	H Loui si ana Tech	55 75	127	N Northern Ill.	78 80	238	N Portland	82 53
46	H Utah St.	56 67	88	A Paci fi c	63 81	136	A Texas Tech	54 88	240	A Montana St.	71 75
46	N Utah St.	69 76	97	A New Mexico St.	61 66	141	H San Diego	79 68	278	A Cal Poly	72 57
			97	H New Mexico St.	75 81	153	A Long Beach St.	69 56	301	A Idaho	57 53
			100	A Hawai i	68 83	168	A UC Irvine	58 68	301	H Idaho	72 61
			100	H Hawai i	60 61	176	H Drake	64 82			
						177	A Boi se St.	65 68			
						177	H Boi se St.	75 77			
						184	H Santa Clara	46 47			
LAST 10 Division I GAMES:											
46	N Utah St.	69 76	97	A New Mexico St.	61 66						
46	A Utah St.	58 61	219	H UC Santa Barb.	72 76						
19	A Nevada	60 83	68	A Loui si ana Tech	63 74						
100	H Hawai i	60 61	124	A Fresno St.	66 79						
124	H Fresno St.	80 87	301	H Idaho	72 61						

Non-Di v I Games:

San Jose St.

Loss, Non-Conf, S Site, H Home A Away N Neutral

Average RPI Win: 208				WON-LOST RECORD				WINNING PCT. RANK				LAST 10 GAMES				STRENGTH OF SCHEDULE				OPP. STRENGTH OF SCHEDULE				TEAM RPI				CONF. RPI			
Average RPI Loss: 116																															
DIV. I ONLY				11- 16				231				5- 5				140				119				184				12			
DIV. I NON-CONF.				5- 6				178				0- 1				86				117				139				11			
TOTALS				RPI 1-50				RPI 51-100				W-L RECORDS				RPI 101-200				RPI 201+											
11- 16				1- 3				1- 2				OVERALL				2- 10				7- 1											
7- 5				1- 1				1- 1				HOME				1- 3				4- 0											
3- 10				0- 2				0- 1				AWAY				1- 6				2- 1											
1- 1				0- 0				0- 0				NEUTRAL				0- 1				1- 0											
5- 6				1- 1				1- 2				NON-CONFERENCE				0- 3				3- 0											
4- 1				1- 0				1- 1				HOME				0- 0				2- 0											
1- 5				0- 1				0- 1				AWAY				0- 3				1- 0											
0- 0				0- 0				0- 0				NEUTRAL				0- 0				0- 0											
6- 10				0- 2				0- 0				CONFERENCE				2- 7				4- 1											
3- 4				0- 1				0- 0				HOME				1- 3				2- 0											
2- 5				0- 1				0- 0				AWAY				1- 3				1- 1											
1- 1				0- 0				0- 0				NEUTRAL				0- 1				1- 0											
RPI 1-50								RPI 51-100								RPI 101-200				Team's RPI: 184				RPI 201+							
RPI	S	Opponent	Score	RPI	S	Opponent	Score	RPI	S	Opponent	Score	RPI	S	Opponent	Score	RPI	S	Opponent	Score	RPI	S	Opponent	Score								
9	A	Gonzaga	71 85	61	H	Montana	56 67	113	A	Mississippi St.	69 82	238	A	Portland	80 56																
9	H	Gonzaga	68 81	88	H	Pacific	63 60	122	A	St. Mary's (Cal.)	51 54	238	H	Portland	87 77																
12	A	North Carolina	58 76	100	A	Hawaii	57 67	122	H	St. Mary's (Cal.)	69 76	238	N	Portland	72 68																
42	H	Bucknell	77 68					122	N	St. Mary's (Cal.)	72 76	248	A	Pepperdine	45 65																
								141	A	San Diego	69 75	248	H	Pepperdine	62 56																
								141	H	San Diego	66 81	269	A	San Jose St.	47 46																
								147	A	Oregon	66 75	278	H	Cal Poly	73 58																
								149	A	Loyola Marymount	62 72	312	H	UC Riverside	63 61																
								149	H	Loyola Marymount	81 70																				
								168	A	UC Irvine	70 78																				
								185	A	San Francisco	83 78																				
								185	H	San Francisco	64 72																				
												</																			

Average RPI Win: 314
Average RPI Loss: 214

WON-LOST
RECORD

WINNING
PCT. RANK

LAST 10
GAMES

STRENGTH OF
SCHEDULE

OPP. STRENGTH
OF SCHEDULE

TEAM
RPI

CONF.
RPI

DIV. I ONLY

1- 26

333

0- 9

308

317

333

32

DIV. I NON-CONF.

0- 23

323

0- 8

268

321

332

32

TOTALS

RPI 1-50

RPI 51-100

W-L RECORDS

RPI 101-200

RPI 201+

1- 26

0- 3

0- 2

OVERALL

0- 4

1- 16

1- 5

0- 0

0- 0

HOME

0- 0

1- 5

0- 19

0- 3

0- 1

AWAY

0- 3

0- 11

0- 2

0- 0

0- 1

NEUTRAL

0- 1

0- 0

0- 23

0- 3

0- 2

NON-CONFERENCE

0- 4

0- 14

0- 5

0- 0

0- 0

HOME

0- 0

0- 5

0- 16

0- 3

0- 1

AWAY

0- 3

0- 9

0- 2

0- 0

0- 1

NEUTRAL

0- 1

0- 0

1- 3

0- 0

0- 0

CONFERENCE

0- 0

1- 2

1- 0

0- 0

0- 0

HOME

0- 0

1- 0

0- 3

0- 0

0- 0

AWAY

0- 0

0- 2

0- 0

0- 0

0- 0

NEUTRAL

0- 0

0- 0

RPI 1-50

RPI S Opponent

Score

RPI 51-100

RPI S Opponent

Score

RPI 101-200

RPI S Opponent

Score

RPI 201+

RPI S Opponent

Team's RPI: 333

Score

15 A Flori da 62 113
36 A Georgetown 49 78
44 A Texas A&M 34 67

59 A Col orado 52 116
88 N Paci fi c 37 82

109 A Georgi a 48 84
126 A Massachusetts 57 93
147 A Oregon 23 83
197 N Yale 67 96

201 A Tex. A&M-Corp. 45 90
Chris
216 A Ark. -Little Rock 53 81
217 A Tul ane 60 78
244 H Georgi a St. 59 80
267 A Stetson 60 70
267 H Stetson 53 62
268 A Southern Methodi st 46 89
275 A Bethune-Cookman 58 81
275 H Bethune-Cookman 62 74
284 A Hampton 57 100
305 A Mercer 63 88
305 H Mercer 60 77
314 A Longwood 71 82
314 H Longwood 70 69
320 A Ci tadel 73 80
320 H Ci tadel 61 70
332 A North Fla. 62 81
334 A Prai ri e Vi ew 43 71

LAST 10 Div sion I GAMES:

314 A Longwood 71 82
320 H Ci tadel 61 70
267 H Stetson 53 62
305 H Mercer 60 77
216 A Ark. -Little Rock 53 81
320 A Ci tadel 73 80
267 A Stetson 60 70
244 H Georgi a St. 59 80
284 A Hampton 57 100
314 H Longwood 70 69

Non-Di v I Games: All en

61 71

Webber Int'l

84 86

Wilberforce

63 59

Savannah St.

Loss, Non-Conf, S Site, H Home A Away N Neutral

Seton Hall				Through Games Of Sunday, March 12, 2006			
Average RPI Win: 120		WON-LOST	WINNING	LAST 10	STRENGTH OF	OPP. STRENGTH	TEAM
Average RPI Loss: 70		RECORD	PCT. RANK	GAMES	SCHEDULE	OF SCHEDULE	RPI
DIV. I ONLY		18- 11	86	4- 6	39	25	58
DIV. I NON-CONF.		9- 3	61	0- 1	32	119	25
CONF. RPI							2
TOTALS		RPI 1-50	RPI 51-100	W-L RECORDS	RPI 101-200		RPI 201+
18- 11		4- 5	4- 4	OVERALL	6- 2		4- 1
13- 4		2- 2	3- 1	HOME	5- 1		3- 0
5- 6		2- 2	1- 2	AWAY	1- 1		1- 1
0- 2		0- 1	0- 1	NEUTRAL	0- 0		0- 0
9- 3		0- 2	3- 0	NON-CONFERENCE	4- 1		2- 1
8- 1		0- 0	2- 0	HOME	4- 1		2- 0
1- 2		0- 1	1- 0	AWAY	0- 0		0- 1
0- 1		0- 1	0- 0	NEUTRAL	0- 0		0- 0
9- 8		4- 3	1- 4	CONFERENCE	2- 1		2- 0
5- 3		2- 2	1- 1	HOME	1- 0		1- 0
4- 4		2- 1	0- 2	AWAY	1- 1		1- 0
0- 1		0- 0	0- 1	NEUTRAL	0- 0		0- 0
RPI 1-50				Team's RPI: 58	RPI 101-200		RPI 201+
RPI S	Opponent	Score	RPI S	Opponent	Score	RPI S	Opponent
1 A	Duke	40 93	51 A	North Carolina St.	83 65	102 H	Northwestern
2 A	Villanova	64 73	64 H	Iona	73 59	105 H	Marist
3 H	Connecticut	57 99	75 A	Rutgers	78 82	108 A	Providence
11 A	Pittsburgh	65 61	75 H	Rutgers	73 67	128 H	St. Peter's
17 A	Syracuse	68 61	75 N	Rutgers	48 61	137 A	St. John's (N.Y.)
27 N	Wichita St.	66 86	87 H	Manhattan	66 52	137 H	St. John's (N.Y.)
31 H	Marquette	63 67	91 A	DePaul	64 67	144 H	Monmouth
38 H	West Virginia	71 64	95 H	Notre Dame	91 102	145 H	Fairleigh Dickinson
40 H	Cincinnati	72 62					
LAST 10 Division I GAMES:							
27 N	Wichita St.	66 86	137 A	St. John's (N.Y.)	47 58	205 A	Richmond
75 N	Rutgers	48 61	95 H	Notre Dame	91 102	217 H	Tulane
11 A	Pittsburgh	65 61	38 H	West Virginia	71 64	236 A	South Fla.
40 H	Cincinnati	72 62	3 H	Connecticut	57 99	236 H	South Fla.
91 A	DePaul	64 67	236 A	South Fla.	70 65	329 H	Morgan St.

Siena

Average RPI Win: 186

Average RPI Loss: 112

WON-LOST RECORD

WINNING PCT. RANK

LAST 10 GAMES

STRENGTH OF SCHEDULE

OPP. STRENGTH OF SCHEDULE

TEAM RPI

CONF. RPI

DIV. I ONLY

DIV. I NON-CONF.

15- 13

5- 4

132

133

6- 4

0- 1

119

48

144

105

125

86

14

14

TOTALS

RPI 1-50

RPI 51-100

W-L RECORDS

RPI 101-200

RPI 201+

15- 13

0- 2

1- 4

OVERALL

6- 5

8- 2

10- 4

0- 0

0- 2

HOME

5- 2

5- 0

5- 9

0- 2

1- 2

AWAY

1- 3

3- 2

0- 0

0- 0

0- 0

NEUTRAL

0- 0

0- 0

5- 4

0- 2

0- 1

NON-CONFERENCE

3- 1

2- 0

4- 0

0- 0

0- 0

HOME

3- 0

1- 0

1- 4

0- 2

0- 1

AWAY

0- 1

1- 0

0- 0

0- 0

0- 0

NEUTRAL

0- 0

0- 0

10- 9

0- 0

1- 3

CONFERENCE

3- 4

6- 2

6- 4

0- 0

0- 2

HOME

2- 2

4- 0

4- 5

0- 0

1- 1

AWAY

1- 2

2- 2

0- 0

0- 0

0- 0

NEUTRAL

0- 0

0- 0

RPI 1-50

RPI 51-100

RPI 101-200

Team's RPI: 125

RPI 201+

RPI S Opponent Score

RPI S Opponent Score

RPI S Opponent Score

RPI S Opponent Score

17 A Syracuse 77 96

30 A Hofstra 62 76

64 A Iona 82 76

64 H Iona 78 85

87 A Manhattan 74 77

87 H Manhattan 58 63

98 A Penn 77 82

105 A Mari st 75 82

105 H Mari st 77 85

111 H Hol y Cross 68 63

119 H Al bany (N. Y.) 82 74

126 A Massachusetts 69 78

128 A St. Peter' s 63 81

128 H St. Peter' s 77 69

128 H St. Peter' s 62 63

134 H Fordham 64 54

171 A Loyol a (Md.) 89 83

171 H Loyol a (Md.) 85 69

202 A Ni agara 76 75

202 H Ni agara 98 92

211 A Vermont 76 65

228 A Fai rfi el d 79 81

228 H Fai rfi el d 58 47

243 A Ri der 92 73

243 H Ri der 85 62

255 A Cani si us 50 67

255 H Cani si us 76 55

304 H Youngstown St. 75 67

LAST 10 Div sion I GAMES:

128 H St. Peter' s 62 63

202 H Ni agara 98 92

64 A Iona 82 76

30 A Hofstra 62 76

171 H Loyol a (Md.) 85 69

243 A Ri der 92 73

228 H Fai rfi el d 58 47

128 A St. Peter' s 63 81

171 A Loyol a (Md.) 89 83

87 H Manhattan 58 63

Non-Div I Games:

Loss, Non-Conf, S Site, H Home A Away N Neutral

Page 242

Siena

Non-Di v I Games:

Siena

Average RPI Win: 197

WON-LOST

WINNING

LAST 10

STRENGTH OF

OPP. STRENGTH

TEAM

CONF.

Average RPI Loss: 119

RECORD

PCT. RANK

GAMES

SCHEDULE

OF SCHEDULE

RPI

RPI

DIV. I ONLY

23- 6

16

8- 2

207

147

66

18

DIV. I NON-CONF.

8- 3

73

0- 1

261

47

107

16

TOTALS

RPI 1-50

RPI 51-100

W-L RECORDS

RPI 101-200

RPI 201+

23- 6

0- 2

2- 1

OVERALL

9- 3

12- 1

11- 2

0- 0

1- 1

HOME

5- 1

5- 0

9- 4

0- 1

0- 0

AWAY

3- 2

6- 1

3- 1

0- 1

1- 0

NEUTRAL

1- 0

1- 0

8- 3

0- 2

1- 0

NON-CONFERENCE

3- 1

4- 1

5- 0

0- 0

1- 0

HOME

2- 0

2- 0

3- 3

0- 1

0- 0

AWAY

1- 1

2- 1

0- 1

0- 1

0- 0

NEUTRAL

0- 0

0- 0

15- 3

0- 0

1- 1

CONFERENCE

6- 2

8- 0

6- 2

0- 0

0- 1

HOME

3- 1

3- 0

6- 1

0- 0

0- 0

AWAY

2- 1

4- 0

3- 0

0- 0

1- 0

NEUTRAL

1- 0

1- 0

RPI 1-50

RPI 51-100

Team's RPI: 66

RPI 101-200

RPI 201+

RPI S Opponent Score

6 A Tennessee 69 87
15 N Florida 50 76

RPI S Opponent Score

54 H Houston 66 62
55 H Western Ky. 73 74
55 N Western Ky. 95 70

RPI S Opponent Score

107 H Samford 55 52
114 H Middle Tenn. 75 63
140 A La. -Lafayette 61 51
140 H La. -Lafayette 53 59
149 A Loyola Marymount 81 80
173 A Denver 60 69
173 H Denver 74 65
173 N Denver 75 65
175 A Purdue 67 85
195 H Western Mich. 81 59
200 A North Texas 89 67
200 H North Texas 99 79

RPI S Opponent Score

216 A Ark. -Little Rock 65 58
216 N Ark. -Little Rock 78 53
229 H Arkansas St. 78 69
241 A Troy 66 52
241 H Troy 88 84
246 A Southern Miss. 75 51
252 A New Orleans 60 57
252 H New Orleans 81 71
259 A La. -Monroe 81 71
259 H La. -Monroe 83 64
272 A Alabama St. 75 78
272 H Alabama St. 82 65
277 A Florida Int'l 64 51

LAST 10 Division I GAMES:

15 N Florida 50 76
55 N Western Ky. 95 70
173 N Denver 75 65
216 N Ark. -Little Rock 78 53
200 H North Texas 99 79
173 H Denver 74 65
277 A Florida Int'l 64 51
241 A Troy 66 52
252 H New Orleans 81 71
140 H La. -Lafayette 53 59

South Ala.

South Ala.

Non-Div I Games: Spring Hill 84 46

South Ala.

Loss, Non-Conf, S Site, H Home A Away N Neutral

Average RPI Win: 110
Average RPI Loss: 54

WON-LOST
RECORD

WINNING
PCT. RANK

LAST 10
GAMES

STRENGTH OF
SCHEDULE

OPP. STRENGTH
OF SCHEDULE

TEAM
RPI

CONF.
RPI

DIV. I ONLY	17- 15	144	9- 1	12	32	62	4
DIV. I NON-CONF.	8- 4	87	5- 0	85	178	75	3

TOTALS	RPI 1-50	RPI 51-100	W-L RECORDS	RPI 101-200	RPI 201+
17- 15	6- 9	6- 3	OVERALL	6- 3	4- 0
9- 6	1- 4	3- 1	HOME	3- 1	3- 0
4- 7	2- 3	2- 2	AWAY	1- 2	1- 0
6- 2	3- 2	1- 0	NEUTRAL	2- 0	0- 0
8- 4	2- 2	4- 2	NON-CONFERENCE	3- 0	4- 0
7- 1	0- 1	2- 0	HOME	2- 0	3- 0
3- 2	1- 0	1- 2	AWAY	0- 0	1- 0
3- 1	1- 1	1- 0	NEUTRAL	1- 0	0- 0
9- 11	4- 7	2- 1	CONFERENCE	3- 3	0- 0
3- 5	1- 3	1- 1	HOME	1- 1	0- 0
3- 5	1- 3	1- 0	AWAY	1- 2	0- 0
3- 1	2- 1	0- 0	NEUTRAL	1- 0	0- 0

RPI	S	Opponent	Score
6	A	Tennessee	65 81
6	H	Tennessee	69 76
6	N	Tennessee	79 71
11	H	Pittsburgh	51 58
13	H	LSU	61 64
15	A	Florida	71 67
15	H	Florida	68 62
15	N	Florida	47 49
31	N	Marquette	89 92
40	A	Cincinnati	65 62
41	A	Kentucky	78 80
41	H	Kentucky	66 79
41	N	Kentucky	65 61
45	A	Arkansas	59 73
47	N	Michigan	76 64

RPI	S	Opponent	Score
55	H	Western Ky.	74 55
57	H	Alabama	67 56
63	A	Florida St.	69 68
71	N	Louisville	78 63
72	A	Vanderbilt	66 64
72	H	Vanderbilt	56 57
73	H	Winthrop	68 54
74	A	Temple	50 63
77	A	Clemson	63 82

Team's RPI: 62
LAST 10 Division I GAMES:

47	N	Michigan	76 64
71	N	Louisville	78 63
40	A	Cincinnati	65 62
63	A	Florida St.	69 68
55	H	Western Ky.	74 55

RPI	S	Opponent	Score
109	A	Georgia	47 48
109	H	Georgia	61 64
113	H	Mississippi St.	83 61
113	N	Mississippi St.	59 44
116	A	Auburn	67 63
144	N	Monmouth	62 56
148	H	Tolledo	85 73
156	A	Mississippi	63 68
178	H	Detroit	65 35

RPI	S	Opponent	Score
222	H	South Carolina St.	81 46
265	A	Western Caro.	87 62
280	H	UNC Greensboro	77 55
288	H	Wofford	73 43

15	N	Florida	47 49
41	N	Kentucky	65 61
6	N	Tennessee	79 71
113	N	Mississippi St.	59 44
116	A	Auburn	67 63

Average RPI Win:

274

WON-LOST

WINNING

LAST 10

STRENGTH OF

OPP. STRENGTH

TEAM

CONF.

Average RPI Loss:

168

RECORD

PCT. RANK

GAMES

SCHEDULE

OF SCHEDULE

RPI

RPI

DIV. I ONLY

14- 16

179

7- 3

284

310

222

30

DIV. I NON-CONF.

2- 8

285

0- 0

108

110

259

29

TOTALS

RPI 1-50

RPI 51-100

W-L RECORDS

RPI 101-200

RPI 201+

14- 16

0- 1

0- 3

OVERALL

1- 5

13- 7

5- 3

0- 0

0- 0

HOME

1- 0

4- 3

6- 10

0- 1

0- 3

AWAY

0- 3

6- 3

3- 3

0- 0

0- 0

NEUTRAL

0- 2

3- 1

2- 8

0- 1

0- 3

NON-CONFERENCE

0- 3

2- 1

0- 0

0- 0

0- 0

HOME

0- 0

0- 0

0- 7

0- 1

0- 3

AWAY

0- 2

0- 1

2- 1

0- 0

0- 0

NEUTRAL

0- 1

2- 0

12- 8

0- 0

0- 0

CONFERENCE

1- 2

11- 6

5- 3

0- 0

0- 0

HOME

1- 0

4- 3

6- 3

0- 0

0- 0

AWAY

0- 1

6- 2

1- 2

0- 0

0- 0

NEUTRAL

0- 1

1- 1

RPI 1-50

RPI S Opponent

Score

RPI 51-100

RPI S Opponent

Score

RPI 101-200

RPI S Opponent

Score

RPI 201+

RPI S Opponent

Team's RPI: 222

Score

32 A UAB 48 79

62 A South Carolina 46 81

75 A Rutgers 45 63

77 A Clemson 38 79

120 A New Mexico 47 56

121 A Coastal Caro. 57 72

123 A Delaware St. 60 66

123 H Delaware St. 63 51

123 N Delaware St. 51 63

156 N Mississippi 47 71

215 A Coppin St. 63 61

215 H Coppin St. 67 68

220 A Furman 64 75

231 N Marshall 71 66

251 A Norfolk St. 56 44

251 H Norfolk St. 72 52

253 A Florida A&M 66 64

253 H Florida A&M 65 72

253 N Florida A&M 60 52

275 A Bethune-Cookman 75 76

275 N Bethune-Cookman 71 81

284 A Hampton 57 69

284 H Hampton 64 69

303 N Southern Utah 66 59

319 H Md. -East. Shore 73 60

324 A N. C. A&T 62 61

324 H N. C. A&T 51 44

326 A Howard 69 67

329 A Morgan St. 60 51

329 H Morgan St. 75 44

LAST 10 Division I GAMES:

123 N Delaware St. 51 63

253 N Florida A&M 60 52

324 H N. C. A&T 51 44

319 H Md. -East. Shore 73 60

251 H Norfolk St. 72 52

284 H Hampton 64 69

215 A Coppin St. 63 61

329 A Morgan St. 60 51

275 A Bethune-Cookman 75 76

253 A Florida A&M 66 64

South Carolina St.

South Carolina St.

Non-Div I Games:

South Carolina St.

Loss, Non-Conf, S Site, H Home A Away N Neutral

South Dakota St.				Through Games Of Sunday, March 12, 2000												
Average RPI Win:		265	WON-LOST RECORD		WINNING PCT. RANK		LAST 10 GAMES		STRENGTH OF SCHEDULE		OPP. STRENGTH OF SCHEDULE		TEAM RPI		CONF. RPI	
Average RPI Loss:		151														
DIV. I ONLY		8- 20	286		3- 6				187		238		276		32	
DIV. I NON-CONF.		3- 16	301		0- 3				62		152		244		32	
TOTALS		RPI 1-50	RPI 51-100		W-L RECORDS		RPI 101-200		RPI 201+							
8- 20		0- 4	0- 6		OVERALL		2- 1		6- 9							
5- 5		0- 0	0- 2		HOME		1- 0		4- 3							
2- 14		0- 4	0- 3		AWAY		1- 1		1- 6							
1- 1		0- 0	0- 1		NEUTRAL		0- 0		1- 0							
3- 16		0- 4	0- 6		NON-CONFERENCE		2- 1		1- 5							
2- 4		0- 0	0- 2		HOME		1- 0		1- 2							
1- 11		0- 4	0- 3		AWAY		1- 1		0- 3							
0- 1		0- 0	0- 1		NEUTRAL		0- 0		0- 0							
5- 4		0- 0	0- 0		CONFERENCE		0- 0		5- 4							
3- 1		0- 0	0- 0		HOME		0- 0		3- 1							
1- 3		0- 0	0- 0		AWAY		0- 0		1- 3							
1- 0		0- 0	0- 0		NEUTRAL		0- 0		1- 0							
RPI 1-50		RPI 51-100		RPI 101-200		RPI 201+		Team's RPI: 276								
RPI S	Opponent	Score	RPI S	Opponent	Score	RPI S	Opponent	Score	RPI S	Opponent	Score					
14	A Illinois	65 90	53	H Wis. -Milwaukee	51 76	114	A Middle Tenn.	82 89	210	A Idaho St.	72 89					
31	A Marquette	52 87	56	A San Diego St.	63 88	173	H Denver	81 78	223	A North Dakota St.	56 86					
41	A Kentucky	54 71	82	H Butler	48 85	190	A UCF	69 64	223	H North Dakota St.	67 65					
46	A Utah St.	51 72	83	A Minnesota	61 80				234	A Cal St. Fullerton	82 95					
			87	N Manhattan	70 73				234	H Cal St. Fullerton	70 82					
			96	A Nebraska	67 76				240	A Montana St.	73 78					
									264	H UMKC	72 65					
									279	A Utah Valley St.	41 62					
									279	H Utah Valley St.	66 56					
									291	A IPFW	54 75					
									291	H IPFW	38 58					
									313	H Southeast Mo. St.	68 75					
									327	N Northern Colo.	61 59					
									330	A Tex. -Pan American	57 53					
									330	H Tex. -Pan American	75 58					
LAST 10 Division I GAMES:																
234	A Cal St. Fullerton	82 95	114	A Middle Tenn.	82 89											
56	A San Diego St.	63 88	330	H Tex. -Pan American	75 58											
330	A Tex. -Pan American	57 53	291	H IPFW	38 58											
291	A IPFW	54 75	279	A Utah Valley St.	41 62											
223	H North Dakota St.	67 65	46	A Utah St.	51 72											

Non-Div I Games: Southwest Minn. 70 66

South Dakota St.

Average RPI Win: 208

Average RPI Loss: 91

WON-LOST
RECORDWINNING
PCT. RANKLAST 10
GAMESSTRENGTH OF
SCHEDULEOPP. STRENGTH
OF SCHEDULETEAM
RPICONF.
RPI

DIV. I ONLY

7- 22

299

1- 9

75

80

236

2

DIV. I NON-CONF.

6- 7

175

0- 0

208

310

200

2

TOTALS

RPI 1-50

RPI 51-100

W-L RECORDS

RPI 101-200

RPI 201+

7- 22

1- 8

0- 8

OVERALL

2- 3

4- 2

4- 10

1- 5

0- 3

HOME

0- 1

3- 1

1- 9

0- 3

0- 4

AWAY

0- 1

1- 1

2- 3

0- 0

0- 1

NEUTRAL

2- 1

0- 0

6- 7

0- 2

0- 1

NON-CONFERENCE

2- 1

4- 2

3- 3

0- 2

0- 0

HOME

0- 0

3- 1

1- 1

0- 0

0- 0

AWAY

0- 0

1- 1

2- 3

0- 0

0- 1

NEUTRAL

2- 1

0- 0

1- 15

1- 6

0- 7

CONFERENCE

0- 2

0- 0

1- 7

1- 3

0- 3

HOME

0- 1

0- 0

0- 8

0- 3

0- 4

AWAY

0- 1

0- 0

0- 0

0- 0

0- 0

NEUTRAL

0- 0

0- 0

RPI 1-50

RPI	S	Opponent	Score
2	H	Villanova	46 49
3	H	Connecticut	53 66
17	A	Syracuse	57 63
32	H	UAB	47 59
36	A	Georgetown	47 50
36	H	Georgetown	63 56
38	H	West Virginia	53 57
40	A	Cincinnati	60 73
47	H	Michigan	47 68

RPI 51-100

RPI	S	Opponent	Score
58	A	Seton Hall	89 94
58	H	Seton Hall	65 70
71	A	Louisville	54 57
75	A	Rutgers	44 62
75	H	Rutgers	51 65
91	H	DePaul	66 80
93	N	Iowa St.	74 83
95	A	Notre Dame	55 62

RPI 101-200

RPI	S	Opponent	Score
108	A	Providence	56 77
137	H	St. John's (N.Y.)	49 68
149	N	Loyola Marymount	54 50
159	N	Ga. Southern	72 66
174	N	Oregon St.	56 61

RPI 201+

Team's RPI: 236

RPI	S	Opponent	Score
201	N	Tex. A&M-Corp. Chris	47 59
212	H	Fla. Atlantic	62 44
267	A	Stetson	77 52
275	H	Bethune-Cookman	68 75
277	A	Florida Int'l	64 69
302	H	Alcorn St.	69 52
331	H	Jacksonville	91 78

LAST 10 Division I GAMES:

36	H	Georgetown	63 56	95	A	Notre Dame	55 62
3	H	Connecticut	53 66	71	A	Louisville	54 57
75	A	Rutgers	44 62	58	H	Seton Hall	65 70
108	A	Providence	56 77	91	H	DePaul	66 80
75	H	Rutgers	51 65	40	A	Cincinnati	60 73

Non-Div I Games:

South Fla.

Average RPI Win:	219	WON-LOST	WINNING	LAST 10	STRENGTH OF	OPP. STRENGTH	TEAM	CONF.
Average RPI Loss:	185	RECORD	PCT. RANK	GAMES	SCHEDULE	OF SCHEDULE	RPI	RPI

DIV. I ONLY	5- 20	311	1- 9	278	241	313	20
DIV. I NON-CONF.	1- 4	285	0- 1	287	203	310	20

TOTALS	RPI 1-50	RPI 51-100	W-L RECORDS	RPI 101-200	RPI 201+
5- 20	0- 1	0- 3	OVERALL	2- 8	3- 8
3- 8	0- 0	0- 1	HOME	2- 3	1- 4
2- 12	0- 1	0- 2	AWAY	0- 5	2- 4
0- 0	0- 0	0- 0	NEUTRAL	0- 0	0- 0
1- 4	0- 1	0- 1	NON-CONFERENCE	0- 0	1- 2
0- 1	0- 0	0- 0	HOME	0- 0	0- 1
1- 3	0- 1	0- 1	AWAY	0- 0	1- 1
0- 0	0- 0	0- 0	NEUTRAL	0- 0	0- 0
4- 16	0- 0	0- 2	CONFERENCE	2- 8	2- 6
3- 7	0- 0	0- 1	HOME	2- 3	1- 3
1- 9	0- 0	0- 1	AWAY	0- 5	1- 3
0- 0	0- 0	0- 0	NEUTRAL	0- 0	0- 0

RPI 1-50				RPI 51-100				RPI 101-200				RPI 201+				Team's RPI: 313	
RPI	S	Opponent	Score	RPI	S	Opponent	Score	RPI	S	Opponent	Score	RPI	S	Opponent	Score		
14	A	Illinois	64 89	65	A	Murray St.	68 81	107	A	Samford	53 68	208	A	Tennessee St.	63 68		
				65	H	Murray St.	69 76	107	H	Samford	63 52	208	H	Tennessee St.	70 69		
				96	A	Nebraska	54 69	135	A	Tennessee Tech	76 87	224	A	Tenn.-Martin	60 72		
								135	H	Tennessee Tech	65 79	224	H	Tenn.-Martin	55 66		
								155	A	Austin Peay	62 73	276	A	South Dakota St.	75 68		
								155	H	Austin Peay	56 63	291	H	IPFW	64 65		
								181	A	Jacksonville St.	72 82	309	A	Eastern Ill.	72 60		
								181	H	Jacksonville St.	67 80	309	H	Eastern Ill.	49 60		
								194	A	Eastern Ky.	51 80	312	A	UC Riverside	61 69		
								194	H	Eastern Ky.	68 62	321	A	Morehead St.	59 62		
												321	H	Morehead St.	55 60		
LAST 10 Division I GAMES:																	
				181	H	Jacksonville St.	67 80					321	A	Morehead St.	59 62		
				107	H	Samford	63 52					224	H	Tenn.-Martin	55 66		
				312	A	UC Riverside	61 69					155	A	Austin Peay	62 73		
				309	H	Eastern Ill.	49 60					65	H	Murray St.	69 76		
				194	A	Eastern Ky.	51 80					321	H	Morehead St.	55 60		

S
o
u
t
h
e
a
s
t
M
o
S
t
.

S
o
u
t
h
e
a
s
t
M
o
S
t
.

Average RPI Win: 234				WON-LOST RECORD		WINNING PCT. RANK		LAST 10 GAMES		STRENGTH OF SCHEDULE		OPP. STRENGTH OF SCHEDULE		TEAM RPI		CONF. RPI			
Average RPI Loss: 156																			
DIV. I ONLY				13- 11		130		8- 2		279		221		189		22			
DIV. I NON-CONF.				3- 4		199		0- 0		227		98		206		21			
TOTALS				RPI 1-50		RPI 51-100		W-L RECORDS		RPI 101-200				RPI 201+					
13- 11				0- 0		0- 2		OVERALL		4- 7				9- 2					
8- 3				0- 0		0- 1		HOME		2- 2				6- 0					
5- 7				0- 0		0- 1		AWAY		2- 5				3- 1					
0- 1				0- 0		0- 0		NEUTRAL		0- 0				0- 1					
3- 4				0- 0		0- 0		NON-CONFERENCE		2- 3				1- 1					
2- 0				0- 0		0- 0		HOME		1- 0				1- 0					
1- 3				0- 0		0- 0		AWAY		1- 3				0- 0					
0- 1				0- 0		0- 0		NEUTRAL		0- 0				0- 1					
10- 7				0- 0		0- 2		CONFERENCE		2- 4				8- 1					
6- 3				0- 0		0- 1		HOME		1- 2				5- 0					
4- 4				0- 0		0- 1		AWAY		1- 2				3- 1					
0- 0				0- 0		0- 0		NEUTRAL		0- 0				0- 0					
RPI 1-50				RPI 51-100		RPI 101-200		Team's RPI: 189		RPI 201+									
RPI	S	Opponent	Score	RPI	S	Opponent	Score	RPI	S	Opponent	Score	RPI	S	Opponent	Score				
60	A	Northwestern St.	60 70	112	A	Sam Houston St.	62 66	204	A	McNeese St.	82 71								
60	H	Northwestern St.	58 60	112	H	Sam Houston St.	64 68	241	H	Troy	71 68								
				113	A	Mississippi St.	57 46	241	H	Stephen F. Austin	75 73								
				116	A	Auburn	51 66	257	A	UTSA	95 82								
				122	A	St. Mary's (Cal.)	55 66	257	H	UTSA	72 68								
				132	H	Southern U.	65 62	259	H	La.-Monroe	42 40								
				156	A	Mississippi	62 68	294	A	Nicholls St.	66 73								
				192	A	Lamar	89 79	294	H	Nicholls St.	84 76								
				192	H	Lamar	65 68	295	N	UC Davis	64 69								
				198	A	Texas-Arlington	63 71	328	A	Texas St.	68 60								
				198	H	Texas-Arlington	71 62	328	H	Texas St.	66 46								
				LAST 10 Division I GAMES:															
				192	H	Lamar	65 68	328	H	Texas St.	66 46								
				192	A	Lamar	89 79	112	A	Sam Houston St.	62 66								
				204	A	McNeese St.	82 71	257	A	UTSA	95 82								
				198	H	Texas-Arlington	71 62	328	A	Texas St.	68 60								
				259	H	La.-Monroe	42 40	294	H	Nicholls St.	84 76								

Average RPI Win: 154
Average RPI Loss: 96

WON-LOST
RECORD

WINNING
PCT. RANK

LAST 10
GAMES

STRENGTH OF
SCHEDULE

OPP. STRENGTH
OF SCHEDULE

TEAM
RPI

CONF.
RPI

DIV. I ONLY
DIV. I NON-CONF.

16- 13
8- 2

125
44

3- 7
0- 0

100
239

79
236

118
89

7
6

TOTALS

RPI 1-50

RPI 51-100

W-L RECORDS

RPI 101-200

RPI 201+

16- 13

3- 4

2- 4

OVERALL

8- 4

3- 1

11- 6

3- 1

2- 2

HOME

3- 2

3- 1

4- 6

0- 3

0- 2

AWAY

4- 1

0- 0

1- 1

0- 0

0- 0

NEUTRAL

1- 1

0- 0

8- 2

1- 0

1- 0

NON-CONFERENCE

3- 1

3- 1

6- 1

1- 0

1- 0

HOME

1- 0

3- 1

1- 0

0- 0

0- 0

AWAY

1- 0

0- 0

1- 1

0- 0

0- 0

NEUTRAL

1- 1

0- 0

8- 11

2- 4

1- 4

CONFERENCE

5- 3

0- 0

5- 5

2- 1

1- 2

HOME

2- 2

0- 0

3- 6

0- 3

0- 2

AWAY

3- 1

0- 0

0- 0

0- 0

0- 0

NEUTRAL

0- 0

0- 0

RPI 1-50

RPI S Opponent

Score

RPI 51-100

RPI S Opponent

Score

RPI 101-200

Team's RPI: 118












RPI S Opponent











Score

















RPI 201+



RPI S Opponent

Score


















10  UCLA 45 
10  UCLA 71 68
12  North Carolina 74 59
23  Arizona 63 
23  Arizona 77 70
35  Washington 73 
35  Washington 77 

52  California 60 
52  California 58 
52  California 67 
67  Brigham Young 74 68
86  Stanford 56 
86  Stanford 82 71

131  Oral Roberts 48 
142  Eastern Wash. 69 51
147  Oregon 84 78
147  Oregon 61 
149  Loyola Marymount 71 69
166  Washington St. 47 
166  Washington St. 71 66
174  Oregon St. 72 70
174  Oregon St. 89 84
180  Arizona St. 66 65
180  Arizona St. 65 
195  Western Mich. 77 62





283  Cal St. Northridge 76 
302  Alcorn St. 76 53
312  UC Riverside 81 48
324  N.C. A&T 68 38

LAST 10 Division I GAMES:

52  California 67 
52  California 60 
86  Stanford 56 
174  Oregon St. 89 84
147  Oregon 61 
10  UCLA 71 68
166  Washington St. 47 
35  Washington 73 
180  Arizona St. 65 
23  Arizona 77 70

Non-Div I Games: Alas. Anchorage 57 56

Southern California

 Loss,  Non-Conf, S Site,  Home  Away N Neutral

Average RPI Win:	123	WON-LOST	WINNING	LAST 10	STRENGTH OF	OPP. STRENGTH	TEAM	CONF.
Average RPI Loss:	81	RECORD	PCT. RANK	GAMES	SCHEDULE	OF SCHEDULE	RPI	RPI

DIV. I ONLY	22- 9	43	6- 4	58	52	29	6
DIV. I NON-CONF.	7- 3	82	0- 2	102	99	69	5

TOTALS	RPI 1-50	RPI 51-100	W-L RECORDS	RPI 101-200	RPI 201+
22- 9	9- 5	1- 1	OVERALL	8- 4	4- 0
11- 2	6- 0	0- 1	HOME	3- 1	2- 0
7- 6	1- 4	1- 0	AWAY	3- 2	2- 0
4- 2	2- 1	0- 0	NEUTRAL	2- 1	0- 0
7- 3	1- 1	1- 1	NON-CONFERENCE	3- 2	2- 0
3- 1	1- 0	0- 1	HOME	1- 0	1- 0
3- 1	0- 0	1- 0	AWAY	1- 1	1- 0
1- 2	0- 1	0- 0	NEUTRAL	1- 1	0- 0
15- 6	8- 4	0- 0	CONFERENCE	5- 2	2- 0
8- 1	5- 0	0- 0	HOME	2- 1	1- 0
4- 5	1- 4	0- 0	AWAY	2- 1	1- 0
3- 0	2- 0	0- 0	NEUTRAL	1- 0	0- 0

RPI S	Opponent	Score
21 A	Missouri St.	63 71
21 H	Missouri St.	66 64
25 A	UNI	65 71
25 H	UNI	46 45
25 N	UNI	55 46
27 A	Wichi ta St.	63 71
27 H	Wichi ta St.	58 49
33 A	Bradl ey	60 72
33 H	Bradl ey	67 55
33 N	Bradl ey	59 46
38 N	West Vi rgi ni a	46 64
39 A	Crei ghton	74 67
39 H	Crei ghton	62 48
48 H	Kent St.	58 51

RPI S	Opponent	Score
65 A	Murray St.	57 53
68 H	Loui si ana Tech	51 54

RPI S	Opponent	Score
101 A	St. Loui s	42 56
140 H	La. -Lafayette	65 47
142 N	Eastern Wash.	80 72
144 N	Monmouth	68 80
163 A	Indi ana St.	55 49
163 H	Indi ana St.	54 63
170 A	Wyomi ng	57 53
176 A	Drake	47 46
176 H	Drake	64 50
191 A	Evansvi lle	59 64
191 H	Evansvi lle	66 38
191 N	Evansvi lle	71 55

RPI S	Opponent	Score
216 H	Ark. -Li ttle Rock	67 42
232 A	Ill i no i s St.	65 52
232 H	Ill i no i s St.	56 44
315 A	Central Mi ch.	64 54

LAST 10 Div sion I GAMES:

38 N	West Vi rgi ni a	46 64
33 N	Bradl ey	59 46
25 N	UNI	55 46
191 N	Evansvi lle	71 55
25 H	UNI	46 45
191 A	Evansvi lle	59 64
68 H	Loui si ana Tech	51 54
33 A	Bradl ey	60 72
39 A	Crei ghton	74 67
21 H	Mi ssouri St.	66 64

Non-Di v I Games: Al as. Anchorage 64

72

Southern Ill.

Average RPI Win:

272

WON-LOST

WINNING

LAST 10

STRENGTH OF

OPP. STRENGTH

TEAM

CONF.

Average RPI Loss:

127

RECORD

PCT. RANK

GAMES

SCHEDULE

OF SCHEDULE

RPI

RPI

DIV. I ONLY

12- 16

215

3- 7

306

142

268

13

DIV. I NON-CONF.

7- 5

118

0- 0

332

231

265

13

TOTALS

RPI 1-50

RPI 51-100

W-L RECORDS

RPI 101-200

RPI 201+

12- 16

0- 4

0- 4

OVERALL

1- 2

11- 6

8- 6

0- 2

0- 1

HOME

1- 1

7- 2

3- 9

0- 1

0- 3

AWAY

0- 1

3- 4

1- 1

0- 1

0- 0

NEUTRAL

0- 0

1- 0

7- 5

0- 1

0- 1

NON-CONFERENCE

0- 2

7- 1

5- 2

0- 1

0- 0

HOME

0- 1

5- 0

2- 3

0- 0

0- 1

AWAY

0- 1

2- 1

0- 0

0- 0

0- 0

NEUTRAL

0- 0

0- 0

5- 11

0- 3

0- 3

CONFERENCE

1- 0

4- 5

3- 4

0- 1

0- 1

HOME

1- 0

2- 2

1- 6

0- 1

0- 2

AWAY

0- 0

1- 3

1- 1

0- 1

0- 0

NEUTRAL

0- 0

1- 0

RPI 1-50

RPI S Opponent

Score

4 A Memphis 53 73
 16 H Oklahoma 47 50
 32 H UAB 68 73
 32 N UAB 55 69

RPI 51-100

RPI S Opponent

Score

54 A Houston 57 69
 76 A UTEP 53 57
 76 H UTEP 67 80
 89 A Oklahoma St. 54 64

RPI 101-200

RPI S Opponent

Score

148 H Toledo 60 72
 170 A Wyoming 69 75
 190 H UCF 77 55

RPI 201+

Team's RPI: 268

RPI S Opponent

Score

203 A Tulsa 56 73
 203 H Tulsa 51 55
 214 H Harvard 76 55
 217 A Tulane 56 59
 218 A Rice 66 68
 218 H Rice 80 69
 218 N Rice 61 59
 231 H Marshall 72 75
 246 H Southern Miss. 58 53
 259 A La. -Monroe 64 71
 274 H Long Island 74 62
 287 H TCU 52 49
 300 A East Caro. 74 70
 325 H Centenary (La.) 85 67
 328 A Texas St. 78 67
 330 A Tex. -Pan American 84 54
 333 H Savannah St. 89 46

LAST 10 Division I GAMES:

32 N UAB 55 69
 218 N Rice 61 59
 218 A Rice 66 68
 32 H UAB 68 73
 203 A Tulsa 56 73
 190 H UCF 77 55
 231 H Marshall 72 75
 54 A Houston 57 69
 203 H Tulsa 51 55
 246 H Southern Miss. 58 53

Southern Methodist

Southern Methodist

Non-Div I Games: Hardin-Simmons 85 70

Southern Methodist

Loss, Non-Conf, S Site, H Home A Away N Neutral

Average RPI Win: 223
Average RPI Loss: 111

WON-LOST
RECORD

WINNING
PCT. RANK

LAST 10
GAMES

STRENGTH OF
SCHEDULE

OPP. STRENGTH
OF SCHEDULE

TEAM
RPI

CONF.
RPI

DIV. I ONLY

7- 21

296

3- 7

65

140

246

13

DIV. I NON-CONF.

3- 9

268

0- 0

54

189

198

13

TOTALS

RPI 1-50

RPI 51-100

W-L RECORDS

RPI 101-200

RPI 201+

7- 21

0- 6

0- 5

OVERALL

2- 4

5- 6

5- 8

0- 3

0- 2

HOME

1- 1

4- 2

0- 10

0- 3

0- 1

AWAY

0- 2

0- 4

2- 3

0- 0

0- 2

NEUTRAL

1- 1

1- 0

3- 9

0- 2

0- 2

NON-CONFERENCE

1- 4

2- 1

2- 4

0- 1

0- 1

HOME

0- 1

2- 1

0- 3

0- 1

0- 0

AWAY

0- 2

0- 0

1- 2

0- 0

0- 1

NEUTRAL

1- 1

0- 0

4- 12

0- 4

0- 3

CONFERENCE

1- 0

3- 5

3- 4

0- 2

0- 1

HOME

1- 0

2- 1

0- 7

0- 2

0- 1

AWAY

0- 0

0- 4

1- 1

0- 0

0- 1

NEUTRAL

0- 0

1- 0

RPI 1-50

RPI S Opponent

Score

RPI 51-100

RPI S Opponent

Score

RPI 101-200

RPI S Opponent

Score

RPI 201+

RPI S Opponent

Team's RPI: 246

Score

4 A Memphis 41 80
4 H Memphis 68 85
32 A UAB 73 87
32 H UAB 50 87
33 H Bradley 43 56
45 A Arkansas 35 77

54 A Houston 58 62
56 N San Diego St. 51 79
66 H South Ala. 51 75
76 H UTEP 72 77
76 N UTEP 47 66

107 H Samford 33 52
112 A Sam Houston St. 57 61
116 A Auburn 57 80
173 N Denver 30 44
190 H UCF 59 51
192 N Lamar 79 76

203 A Tul sa 63 72
203 N Tul sa 66 61
204 H McNeese St. 82 87
208 H Tennessee St. 84 74
217 A Tul ane 47 50
217 H Tul ane 67 55
218 H Ri ce 61 67
231 A Marshal l 57 62
252 H New Orleans 83 78
268 A Southern Methodi st 53 58
300 H East Caro. 74 56

LAST 10 Division I GAMES:

76 N UTEP 47 66
203 N Tul sa 66 61
300 H East Caro. 74 56
217 A Tul ane 47 50
231 A Marshal l 57 62
32 H UAB 50 87
4 A Memphis 41 80
76 H UTEP 72 77
190 H UCF 59 51
268 A Southern Methodi st 53 58

Southern Miss.

Southern Miss.

Non-Div I Games: West Fla.

68 59

Spring Hill

80 67

William Carey

90 57

Southern Miss.

Loss, Non-Conf, S Site, H Home A Away N Neutral

Average RPI Win:	276	WON-LOST	WINNING	LAST 10	STRENGTH OF	OPP. STRENGTH	TEAM	CONF.
Average RPI Loss:	125	RECORD	PCT. RANK	GAMES	SCHEDULE	OF SCHEDULE	RPI	RPI

DIV. I ONLY	19- 12	93	8- 2	250	303	132	31
DIV. I NON-CONF.	1- 9	312	0- 1	11	21	199	31
TOTALS	RPI 1-50	RPI 51-100	W-L RECORDS	RPI 101-200	RPI 201+		
19- 12	0- 5	1- 2	OVERALL	0- 2	18- 4		
10- 0	0- 0	1- 0	HOME	0- 0	9- 0		
6- 11	0- 4	0- 2	AWAY	0- 1	6- 4		
3- 2	0- 1	0- 0	NEUTRAL	0- 1	3- 0		
1- 9	0- 5	1- 2	NON-CONFERENCE	0- 2	0- 1		
1- 0	0- 0	1- 0	HOME	0- 0	0- 0		
0- 8	0- 4	0- 2	AWAY	0- 1	0- 1		
0- 2	0- 1	0- 0	NEUTRAL	0- 1	0- 0		
18- 3	0- 0	0- 0	CONFERENCE	0- 0	18- 3		
9- 0	0- 0	0- 0	HOME	0- 0	9- 0		
6- 3	0- 0	0- 0	AWAY	0- 0	6- 3		
3- 0	0- 0	0- 0	NEUTRAL	0- 0	3- 0		
RPI S Opponent	RPI 1-50 Score	RPI S Opponent	RPI 51-100 Score	RPI S Opponent	Team's RPI: 132 Score	RPI S Opponent	RPI 201+ Score
1 N Duke	54 70	68 A Loui si ana Tech	52 61	154 N Sacramento St.	64 67	203 A Tul sa	48 60
8 A Texas	56 89	68 H Loui si ana Tech	63 47	189 A Southeastern La.	62 65	247 A Jackson St.	70 58
13 A LSU	56 84	80 A Xavi er	56 73			247 H Jackson St.	80 65
16 A Okl ahoma	54 68					247 N Jackson St.	66 59
44 A Texas A&M	44 88					258 A Al abama A&M	84 80
						258 H Al abama A&M	72 65
						272 A Al abama St.	59 63
						272 H Al abama St.	72 68
						282 A Grambl ing	75 80
						282 H Grambl ing	72 57
						292 A Ark. -Pi ne Bl uff	60 58
						292 H Ark. -Pi ne Bl uff	71 68
						292 N Ark. -Pi ne Bl uff	57 44
						297 A Mi ssi ssi ppi Val .	64 70
						297 H Mi ssi ssi ppi Val .	71 60
						302 A Al corn St.	69 57
						302 H Al corn St.	72 55
						302 N Al corn St.	73 52
						307 A Texas Southern	54 48
						307 H Texas Southern	89 64
						334 A Prai ri e Vi ew	73 65
						334 H Prai ri e Vi ew	81 62
LAST 10 Div sion I GAMES:							
1 N Duke	54 70	334 H Prai ri e Vi ew	81 62				
292 N Ark. -Pi ne Bl uff	57 44	302 A Al corn St.	69 57				
247 N Jackson St.	66 59	272 A Al abama St.	59 63				
302 N Al corn St.	73 52	258 A Al abama A&M	84 80				
307 H Texas Southern	89 64	297 H Mi ssi ssi ppi Val .	71 60				

Southern U.

Southern U.

Non-Div I Games:

Southern U.

Loss,
Non-Conf,
S Site,
H Home
A Away
N Neutral

Average RPI Win:

260

WON-LOST

WINNING

LAST 10

STRENGTH OF

OPP. STRENGTH

TEAM

CONF.

Average RPI Loss:

189

RECORD

PCT. RANK

GAMES

SCHEDULE

OF SCHEDULE

RPI

RPI

DIV. I ONLY

9- 20

273

4- 6

313

249

303

29

DIV. I NON-CONF.

1- 11

321

0- 0

301

83

325

27

TOTALS

RPI 1-50

RPI 51-100

W-L RECORDS

RPI 101-200

RPI 201+

9- 20

0- 0

0- 2

OVERALL

2- 11

7- 7

7- 3

0- 0

0- 0

HOME

2- 2

5- 1

2- 14

0- 0

0- 2

AWAY

0- 7

2- 5

0- 3

0- 0

0- 0

NEUTRAL

0- 2

0- 1

1- 11

0- 0

0- 2

NON-CONFERENCE

0- 6

1- 3

1- 1

0- 0

0- 0

HOME

0- 1

1- 0

0- 8

0- 0

0- 2

AWAY

0- 4

0- 2

0- 2

0- 0

0- 0

NEUTRAL

0- 1

0- 1

8- 9

0- 0

0- 0

CONFERENCE

2- 5

6- 4

6- 2

0- 0

0- 0

HOME

2- 1

4- 1

2- 6

0- 0

0- 0

AWAY

0- 3

2- 3

0- 1

0- 0

0- 0

NEUTRAL

0- 1

0- 0

RPI 1-50

RPI S

Opponent

Score

RPI 51-100

RPI S

Opponent

Score

RPI 101-200

RPI S

Opponent

Score

RPI 201+

RPI S

Opponent

Team's RPI: 303

Score

67 A Brigham Young

61 86

92 A UNLV

53 67

120 A New Mexico

48 62

131 A Oral Roberts

57 89

131 H Oral Roberts

79 84

154 H Sacramento St.

68 76

156 N Mississippi

62 69

158 A IUPUI

66 67

158 H IUPUI

83 62

162 A Utah

53 69

176 A Drake

60 73

180 A Arizona St.

62 82

182 A Valparaiso

64 76

182 H Valparaiso

73 61

182 N Valparaiso

66 77

222 N South Carolina St.

59 66

227 A Chicago St.

60 64

227 H Chicago St.

73 59

263 A Weber St.

72 85

263 H Weber St.

68 47

264 A UMKC

83 98

264 H UMKC

97 63

285 A Oakland

76 73

285 H Oakland

75 78

301 A Idaho

60 75

317 A Western Ill.

89 82

317 H Western Ill.

69 53

325 A Centenary (La.)

65 67

325 H Centenary (La.)

72 64

LAST 10 Division I GAMES:

182 N Valparaiso

66 77

158 H IUPUI

83 62

285 H Oakland

75 78

264 A UMKC

83 98

317 A Western Ill.

89 82

325 H Centenary (La.)

72 64

227 A Chicago St.

60 64

182 A Valparaiso

64 76

131 A Oral Roberts

57 89

227 H Chicago St.

73 59

Southern Utah

Southern Utah

Non-Div I Games: Johnson & Wales 82 53

Southern Utah

Loss, Non-Conf, S Site, H Home A Away N Neutral

S
t
.
B
o
n
a
v
e
n
t
u
r
e

St. Bonaventure				Through Games Of Sunday, March 12, 2006			
Average RPI Win: 256		WON-LOST	WINNING	LAST 10	STRENGTH OF	OPP. STRENGTH	TEAM
Average RPI Loss: 133		RECORD	PCT. RANK	GAMES	SCHEDULE	OF SCHEDULE	RPI
CONF. RPI							
DIV. I ONLY		8- 19	282	2- 8	246	134	290
DIV. I NON-CONF.		6- 5	139	0- 0	283	260	197
11							
9							
<hr/>							
TOTALS		RPI 1-50	RPI 51-100	W-L RECORDS	RPI 101-200	RPI 201+	
8- 19		0- 3	0- 2	OVERALL	1- 10	7- 4	
6- 7		0- 1	0- 1	HOME	1- 4	5- 1	
2- 10		0- 1	0- 1	AWAY	0- 6	2- 2	
0- 2		0- 1	0- 0	NEUTRAL	0- 0	0- 1	
6- 5		0- 1	0- 0	NON-CONFERENCE	1- 2	5- 2	
5- 0		0- 0	0- 0	HOME	1- 0	4- 0	
1- 3		0- 0	0- 0	AWAY	0- 2	1- 1	
0- 2		0- 1	0- 0	NEUTRAL	0- 0	0- 1	
2- 14		0- 2	0- 2	CONFERENCE	0- 8	2- 2	
1- 7		0- 1	0- 1	HOME	0- 4	1- 1	
1- 7		0- 1	0- 1	AWAY	0- 4	1- 1	
0- 0		0- 0	0- 0	NEUTRAL	0- 0	0- 0	
<hr/>							
RPI 1-50		RPI 51-100		RPI 101-200		RPI 201+ Team's RPI: 290	
RPI S	Opponent	Score	RPI S	Opponent	Score	RPI S	Opponent
37 H	George Washington	78 89	74 H	Temple	66 83	101 A	St. Louis
38 N	West Virginia	61 66	80 A	Xavier	71 99	103 A	La Salle
43 A	St. Joseph's	51 82				104 H	Charlotte
						105 A	Marist
						126 H	Massachusetts
						134 A	Fordham
						134 H	Fordham
						148 A	Toledo
						152 H	Rhode Island
						165 H	Central Conn. St.
						183 A	Dayton
						202 A	Niagara
						205 A	Richmond
						205 H	Richmond
						213 H	Robert Morris
						255 H	Canisius
						257 N	UTSA
						277 A	Florida Int'l
						304 H	Youngstown St.
						308 A	Duquesne
						308 H	Duquesne
						323 H	St. Francis (Pa.)
						88	101
						64	65
						71	57
						80	61
						77	55
						55	76
						69	65
						66	58
						77	76
						82	86
						69	65
<hr/>							
LAST 10 Division I Games:							
205 A Richmond		64 65	205 H Richmond		71 57		
37 H George Washington		78 89	134 H Fordham		70 81		
308 A Duquesne		77 76	43 A St. Joseph's		51 82		
126 H Massachusetts		64 72	104 H Charlotte		60 76		
103 A La Salle		62 74	308 H Duquesne		82 86		

S
t
.
B
o
n
a
v
e
n
t
u
r
e

Average RPI Win:	252	WON-LOST	WINNING	LAST 10	STRENGTH OF	OPP. STRENGTH	TEAM	CONF.
Average RPI Loss:	173	RECORD	PCT. RANK	GAMES	SCHEDULE	OF SCHEDULE	RPI	RPI

DIV. I ONLY	10- 17	252	5- 5	228	258	271	26
DIV. I NON-CONF.	3- 6	229	0- 0	95	154	188	26

TOTALS	RPI 1-50	RPI 51-100	W-L RECORDS	RPI 101-200	RPI 201+
10- 17	0- 2	0- 1	OVERALL	1- 7	9- 7
8- 5	0- 1	0- 0	HOME	0- 3	8- 1
2- 12	0- 1	0- 1	AWAY	1- 4	1- 6
0- 0	0- 0	0- 0	NEUTRAL	0- 0	0- 0
3- 6	0- 2	0- 1	NON-CONFERENCE	1- 2	2- 1
2- 2	0- 1	0- 0	HOME	0- 1	2- 0
1- 4	0- 1	0- 1	AWAY	1- 1	0- 1
0- 0	0- 0	0- 0	NEUTRAL	0- 0	0- 0
7- 11	0- 0	0- 0	CONFERENCE	0- 5	7- 6
6- 3	0- 0	0- 0	HOME	0- 2	6- 1
1- 8	0- 0	0- 0	AWAY	0- 3	1- 5
0- 0	0- 0	0- 0	NEUTRAL	0- 0	0- 0

RPI	S	Opponent	Score
11	A	Pittsburgh	58 79
30	H	Hofstra	57 73

RPI	S	Opponent	Score
87	A	Manhattan	78 89

RPI	S	Opponent	Score
134	A	Fordham	66 60
137	A	St. John's (N. Y.)	50 64
144	A	Monmouth	68 74
144	H	Monmouth	59 66
145	A	Fairleigh Dickinson	55 64
165	A	Central Conn. St.	68 76
165	H	Central Conn. St.	61 72
187	H	Binghamton	56 64

RPI	S	Opponent	Score
213	A	Robert Morris	71 73
213	H	Robert Morris	70 69
228	H	Fairfield	69 64
230	H	Mt. St. Mary's	43 60
232	A	Wagner	58 68
232	H	Wagner	57 49
260	A	Quinnipiac	68 73
260	H	Quinnipiac	70 66
261	A	Lafayette	81 89
262	A	Sacred Heart	73 81
262	H	Sacred Heart	62 58
270	H	Hartford	55 45
274	A	Long Island	64 67
274	H	Long Island	70 67
323	A	St. Francis (Pa.)	65 56
323	H	St. Francis (Pa.)	69 46

LAST 10 Division I GAMES:

274	A	Long Island	64 67	262	H	Sacred Heart	62 58
144	A	Monmouth	68 74	232	H	Wagner	57 49
262	A	Sacred Heart	73 81	260	A	Quinnipiac	68 73
213	H	Robert Morris	70 69	165	A	Central Conn. St.	68 76
323	H	St. Francis (Pa.)	69 46	260	H	Quinnipiac	70 66

Average RPI Win:	234	WON-LOST	WINNING	LAST 10	STRENGTH OF	OPP. STRENGTH	TEAM	CONF.
Average RPI Loss:	201	RECORD	PCT. RANK	GAMES	SCHEDULE	OF SCHEDULE	RPI	RPI

DIV. I ONLY	3- 24	325	1- 9	225	298	323	26
DIV. I NON-CONF.	1- 8	307	0- 0	159	301	304	26

TOTALS	RPI 1-50	RPI 51-100	W-L RECORDS	RPI 101-200	RPI 201+
3- 24	0- 1	0- 1	OVERALL	1- 7	2- 15
2- 9	0- 0	0- 0	HOME	1- 2	1- 7
1- 13	0- 1	0- 1	AWAY	0- 5	1- 6
0- 2	0- 0	0- 0	NEUTRAL	0- 0	0- 2
1- 8	0- 1	0- 1	NON-CONFERENCE	0- 2	1- 4
1- 1	0- 0	0- 0	HOME	0- 0	1- 1
0- 5	0- 1	0- 1	AWAY	0- 2	0- 1
0- 2	0- 0	0- 0	NEUTRAL	0- 0	0- 2
2- 16	0- 0	0- 0	CONFERENCE	1- 5	1- 11
1- 8	0- 0	0- 0	HOME	1- 2	0- 6
1- 8	0- 0	0- 0	AWAY	0- 3	1- 5
0- 0	0- 0	0- 0	NEUTRAL	0- 0	0- 0

RPI 1-50				RPI 51-100				RPI 101-200				RPI 201+				Team's RPI : 323	
RPI	S	Opponent	Score	RPI	S	Opponent	Score	RPI	S	Opponent	Score	RPI	S	Opponent	Score		
37	A	George Washington	68 85	99	A	Ohio	61 77	103	A	La Salle	55 85	206	H	American	52 62		
								106	A	Penn St.	74 88	207	N	Cornell	54 75		
								144	A	Monmouth	53 55	213	A	Robert Morris	67 79		
								144	H	Monmouth	56 74	213	H	Robert Morris	54 70		
								145	A	Fairleigh Dickinson	64 73	230	A	Mt. St. Mary's	56 71		
								145	H	Fairleigh Dickinson	49 66	230	H	Mt. St. Mary's	56 84		
								165	A	Central Conn. St.	58 88	232	A	Wagner	68 61		
								165	H	Central Conn. St.	52 51	260	H	Quinnipiac	62 65		
												262	A	Sacred Heart	54 65		
												262	H	Sacred Heart	72 74		
												271	A	St. Francis (N.Y.)	46 69		
												271	H	St. Francis (N.Y.)	56 65		
												274	A	Long Island	60 72		
												274	H	Long Island	70 73		
												275	N	Bethune-Cookman	52 63		
												290	A	St. Bonaventure	65 69		
												304	H	Youngstown St.	71 58		
LAST 10 Division I GAMES:																	
165	A	Central Conn. St.	58 88	260	H	Quinnipiac	62 65										
213	H	Robert Morris	54 70	230	A	Mt. St. Mary's	56 71										
274	A	Long Island	60 72	144	H	Monmouth	56 74										
271	A	St. Francis (N.Y.)	46 69	145	H	Fairleigh Dickinson	49 66										
165	H	Central Conn. St.	52 51	213	A	Robert Morris	67 79										

Non-Di v I Games: Lock Haven 74 54

St. Francis (Pa.)

Loss, Non-Conf, S Site, H Home A Away N Neutral

Average RPI Win: 183

WON-LOST

WINNING

LAST 10

STRENGTH OF

OPP. STRENGTH

TEAM

CONF.

Average RPI Loss: 52

RECORD

PCT. RANK

GAMES

SCHEDULE

OF SCHEDULE

RPI

RPI

DIV. I ONLY

12- 15

196

2- 8

49

37

137

2

DIV. I NON-CONF.

7- 4

95

0- 0

194

188

122

2

TOTALS

RPI 1-50

RPI 51-100

W-L RECORDS

RPI 101-200

RPI 201+

12- 15

1- 9

3- 3

OVERALL

1- 3

7- 0

10- 7

1- 4

2- 2

HOME

1- 1

6- 0

2- 8

0- 5

1- 1

AWAY

0- 2

1- 0

0- 0

0- 0

0- 0

NEUTRAL

0- 0

0- 0

7- 4

0- 2

0- 0

NON-CONFERENCE

1- 2

6- 0

7- 2

0- 1

0- 0

HOME

1- 1

6- 0

0- 2

0- 1

0- 0

AWAY

0- 1

0- 0

0- 0

0- 0

0- 0

NEUTRAL

0- 0

0- 0

5- 11

1- 7

3- 3

CONFERENCE

0- 1

1- 0

3- 5

1- 3

2- 2

HOME

0- 0

0- 0

2- 6

0- 4

1- 1

AWAY

0- 1

1- 0

0- 0

0- 0

0- 0

NEUTRAL

0- 0

0- 0

RPI 1-50

RPI	S	Opponent	Score
1	A	Duke	57 70
2	A	Villanova	52 65
3	A	Connecticut	50 66
11	H	Pittsburgh	55 50
17	H	Syracuse	60 75
30	H	Hofstra	51 64
31	A	Marquette	61 81
36	A	Georgetown	41 64
36	H	Georgetown	65 79
38	H	West Virginia	61 66

RPI 51-100

RPI	S	Opponent	Score
58	A	Seton Hall	61 69
58	H	Seton Hall	58 47
71	H	Louisville	68 56
75	A	Rutgers	54 51
75	H	Rutgers	70 82
91	H	DePaul	48 52

RPI 101-200

Team's RPI: 137

RPI	S	Opponent	Score
105	H	Marist	53 56
108	A	Providence	73 81
126	H	Massachusetts	51 49
146	A	Virginia Tech	64 73

RPI 201+

RPI	S	Opponent	Score
202	H	Niagara	67 61
226	H	Charleston So.	64 50
236	A	South Fla.	68 49
271	H	St. Francis (N.Y.)	64 50
289	H	Columbia	63 39
310	H	Stony Brook	63 45
319	H	Md.-East. Shore	77 40

LAST 10 Division I GAMES:

75	H	Rutgers	70 82	17	H	Syracuse	60 75
2	A	Villanova	52 65	36	A	Georgetown	41 64
58	H	Seton Hall	58 47	108	A	Providence	73 81
91	H	DePaul	48 52	31	A	Marquette	61 81
75	A	Rutgers	54 51	38	H	West Virginia	61 66

Non-Div I Games:

St. John's (N.Y.)

Loss, Non-Conf, S Site, H Home A Away N Neutral

Average RPI Win: 144

WON-LOST

WINNING

LAST 10

STRENGTH OF

OPP. STRENGTH

TEAM

CONF.

Average RPI Loss: 65

RECORD

PCT. RANK

GAMES

SCHEDULE

OF SCHEDULE

RPI

RPI

DIV. I ONLY

18- 13

115

8- 2

15

90

43

11

DIV. I NON-CONF.

6- 5

139

1- 1

2

36

28

9

TOTALS

RPI 1-50

RPI 51-100

W-L RECORDS

RPI 101-200

RPI 201+

18- 13

1- 7

5- 4

OVERALL

8- 3

5- 0

6- 4

0- 3

2- 1

HOME

2- 1

3- 0

8- 8

0- 3

2- 3

AWAY

4- 2

2- 0

4- 1

1- 1

1- 0

NEUTRAL

2- 0

0- 0

6- 5

1- 5

2- 1

NON-CONFERENCE

2- 0

2- 0

2- 2

0- 2

1- 0

HOME

0- 0

1- 0

4- 3

0- 2

1- 1

AWAY

2- 0

1- 0

1- 1

1- 1

0- 0

NEUTRAL

0- 0

0- 0

12- 8

0- 2

3- 3

CONFERENCE

6- 3

3- 0

5- 3

0- 1

1- 1

HOME

2- 1

2- 0

4- 5

0- 1

1- 2

AWAY

2- 2

1- 0

3- 0

0- 0

1- 0

NEUTRAL

2- 0

0- 0

RPI 1-50

Team's RPI: 43

RPI	S	Opponent	Score
2	N	Villanova	58 71
5	H	Ohio St.	74 81
9	A	Gonzaga	94 102
20	N	Kansas	70 67
30	H	Hofstra	75 77
37	A	George Washington	70 82
37	H	George Washington	62 64
42	A	Bucknell	51 63

RPI	S	Opponent	Score
74	A	Temple	44 57
74	H	Temple	59 57
74	N	Temple	73 59
75	H	Rutgers	71 62
80	A	Xavier	68 58
80	A	Xavier	61 62
80	H	Xavier	58 62
94	A	Davidson	94 100
98	A	Penn	47 44

RPI	S	Opponent	Score
101	A	St. Louis	54 39
101	N	St. Louis	56 37
103	H	La Salle	66 54
104	H	Charlotte	50 57
122	A	St. Mary's (Cal.)	70 66
126	A	Massachusetts	58 68
129	A	Drexel	69 59
134	H	Fordham	64 58
152	A	Rhode Island	57 55
183	A	Dayton	69 77
183	N	Dayton	67 55

RPI	S	Opponent	Score
205	H	Richmond	70 39
228	A	Fairfield	72 41
261	H	Lafayette	70 47
290	H	St. Bonaventure	82 51
308	A	Duquesne	79 63

LAST 10 Division I GAMES:

30	H	Hofstra	75 77	183	N	Dayton	67 55
75	H	Rutgers	71 62	308	A	Duquesne	79 63
80	A	Xavier	61 62	80	A	Xavier	68 58
74	N	Temple	73 59	205	H	Richmond	70 39
101	N	St. Louis	56 37	134	H	Fordham	64 58

St. Joseph's

St. Joseph's

Non-Div I Games:

St. Joseph's

■ Loss,
 ■ Non-Conf, S Site,
 ■ Home
 ■ Away
 N Neutral

St. Louis

Through Games Of Sunday, March 12, 2006

Average RPI Win:178

Average RPI Loss:87

WON-LOST RECORD

WINNING PCT. RANK

LAST 10 GAMES

STRENGTH OF SCHEDULE

OPP. STRENGTH OF SCHEDULE

TEAM RPI

CONF. RPI

DIV. I ONLY

DIV. I NON-CONF.

16- 13

6- 6

125

156

6- 4

0- 0

81

56

101

107

101

109

11

9

TOTALS

RPI 1-50

RPI 51-100

W-L RECORDS

RPI 101-200

RPI 201+

16- 13

1- 6

3- 2

OVERALL

5- 4

7- 1

11- 4

1- 3

2- 0

HOME

3- 1

5- 0

5- 8

0- 2

1- 2

AWAY

2- 3

2- 1

0- 1

0- 1

0- 0

NEUTRAL

0- 0

0- 0

6- 6

1- 3

0- 2

NON-CONFERENCE

0- 1

5- 0

5- 2

1- 2

0- 0

HOME

0- 0

4- 0

1- 4

0- 1

0- 2

AWAY

0- 1

1- 0

0- 0

0- 0

0- 0

NEUTRAL

0- 0

0- 0

10- 7

0- 3

3- 0

CONFERENCE

5- 3

2- 1

6- 2

0- 1

2- 0

HOME

3- 1

1- 0

4- 4

0- 1

1- 0

AWAY

2- 2

1- 1

0- 1

0- 1

0- 0

NEUTRAL

0- 0

0- 0

RPI 1-50

RPI 51-100

RPI 101-200

Team's RPI: 101

RPI 201+

RPI S Opponent Score

RPI S Opponent Score

RPI S Opponent Score

RPI S Opponent Score

7 H Iowa 50 60

9 H Gonzaga 57 60

12 A North Carolina 63 75

29 H Southern Ill. 56 42

37 A George Washington 64 69

43 H St. Joseph's 39 54

43 N St. Joseph's 37 56

53 A Wi s. -Milwaukee 71 82

74 H Temple 56 51

80 A Xavier 59 54

80 H Xavier 61 47

100 A Hawai i 64 82

103 A La Salle 52 62

104 A Charlotte 77 74

126 H Massachusetts 50 48

134 H Fordham 64 54

152 A Rhode Island 58 53

152 H Rhode Island 73 62

156 A Mi ssi ssi ppi 64 77

183 A Dayton 44 46

183 H Dayton 70 72

205 A Richmond 54 65

227 H Chi cago St. 58 52

247 H Jackson St. 69 53

249 H Kennesaw St. 74 60

285 A Oakl and 66 59

290 H St. Bonaventure 60 58

308 A Duquesne 70 57

309 H Eastern Ill. 69 45

LAST 10 Division I GAMES:

43 N St. Joseph's 37 56

103 A La Salle 52 62

183 H Dayton 70 72

104 A Charlotte 77 74

152 H Rhode Island 73 62

74 H Temple 56 51

308 A Duquesne 70 57

183 A Dayton 44 46

80 H Xavier 61 47

152 A Rhode Isl and 58 53

Non-Div I Games:

St. Louis

Loss, Non-Conf, S Site, H Home A Away N Neutral

Page 261

Non-Di v I Games:

St. Louis

Average RPI Win: 193

WON-LOST

WINNING

LAST 10

STRENGTH OF

OPP. STRENGTH

TEAM

CONF.

Average RPI Loss: 94

RECORD

PCT. RANK

GAMES

SCHEDULE

OF SCHEDULE

RPI

RPI

DIV. I ONLY

16- 12

118

8- 2

124

111

122

12

DIV. I NON-CONF.

7- 5

118

1- 0

36

127

77

11

TOTALS

RPI 1-50

RPI 51-100

W-L RECORDS

RPI 101-200

RPI 201+

16- 12

2- 5

0- 2

OVERALL

7- 4

6- 1

10- 5

2- 2

0- 1

HOME

4- 1

3- 1

5- 5

0- 3

0- 0

AWAY

2- 2

3- 0

1- 2

0- 0

0- 1

NEUTRAL

1- 1

0- 0

7- 5

2- 3

0- 2

NON-CONFERENCE

1- 0

3- 0

6- 2

2- 1

0- 1

HOME

1- 0

2- 0

1- 2

0- 2

0- 0

AWAY

0- 0

1- 0

0- 1

0- 0

0- 1

NEUTRAL

0- 0

0- 0

9- 7

0- 2

0- 0

CONFERENCE

6- 4

3- 1

4- 3

0- 1

0- 0

HOME

3- 1

1- 1

4- 3

0- 1

0- 0

AWAY

2- 2

2- 0

1- 1

0- 0

0- 0

NEUTRAL

1- 1

0- 0

RPI 1-50

RPI	S	Opponent	Score
9	A	Gonzaga	61 62
9	H	Gonzaga	60 68
19	H	Nevada	89 80
23	A	Arizona	61 73
43	H	St. Joseph's	66 70
48	H	Kent St.	61 59
50	A	Air Force	51 63

RPI 51-100

RPI	S	Opponent	Score
59	N	Colorado	54 73
75	H	Rutgers	69 75

RPI 101-200

Team's RPI: 122

RPI	S	Opponent	Score
141	A	San Diego	81 77
141	H	San Diego	78 86
149	A	Loyol a Marymount	70 78
149	H	Loyol a Marymount	82 70
149	N	Loyol a Marymount	63 66
184	A	Santa Clara	76 69
184	H	Santa Clara	54 51
184	N	Santa Clara	76 72
185	A	San Franci sco	52 53
185	H	San Franci sco	88 70
189	H	Southeastern La.	66 55

RPI 201+

RPI	S	Opponent	Score
201	H	Tex. A&M-Corp. Chris	69 67
238	A	Portl and	66 52
238	H	Portl and	72 74
248	A	Pepperdi ne	83 61
248	H	Pepperdi ne	76 66
278	H	Cal Pol y	89 85
287	A	TCU	65 57
297	H	Mi ssi ssi ppi Val .	78 48

LAST 10 Division I GAMES:

149	N	Loyol a Marymount	63 66	278	H	Cal Pol y	89 85
184	N	Santa Clara	76 72	184	A	Santa Clara	76 69
149	H	Loyol a Marymount	82 70	184	H	Santa Clara	54 51
248	H	Pepperdi ne	76 66	9	A	Gonzaga	61 62
141	A	San Di ego	81 77	238	A	Portl and	66 52

St. Mary's (Cal.)

St. Mary's (Cal.)

Non-Div I Games: UC Santa Cruz 93 41

St. Mary's (Cal.)

Loss, Non-Conf, S Site, H Home A Away N Neutral

Average RPI Win:	187	WON-LOST	WINNING	LAST 10	STRENGTH OF	OPP. STRENGTH	TEAM	CONF.
Average RPI Loss:	127	RECORD	PCT. RANK	GAMES	SCHEDULE	OF SCHEDULE	RPI	RPI

DIV. I ONLY	17- 15	144	5- 5	128	158	128	14
DIV. I NON-CONF.	5- 5	156	1- 0	98	204	137	14

TOTALS	RPI 1-50	RPI 51-100	W-L RECORDS	RPI 101-200	RPI 201+
17- 15	0- 2	2- 5	OVERALL	6- 4	9- 4
7- 5	0- 0	0- 2	HOME	4- 1	3- 2
7- 7	0- 2	1- 2	AWAY	2- 2	4- 1
3- 3	0- 0	1- 1	NEUTRAL	0- 1	2- 1
5- 5	0- 2	0- 1	NON-CONFERENCE	2- 1	3- 1
3- 0	0- 0	0- 0	HOME	2- 0	1- 0
1- 3	0- 2	0- 1	AWAY	0- 0	1- 0
1- 2	0- 0	0- 0	NEUTRAL	0- 1	1- 1
12- 10	0- 0	2- 4	CONFERENCE	4- 3	6- 3
4- 5	0- 0	0- 2	HOME	2- 1	2- 2
6- 4	0- 0	1- 1	AWAY	2- 2	3- 1
2- 1	0- 0	1- 1	NEUTRAL	0- 0	1- 0

RPI S	Opponent	Score	RPI S	Opponent	Score	RPI S	Opponent	Score	RPI S	Opponent	Score
11	A Pittsburgh	71 82	58	A Seton Hall	57 66	105	A Mari st	75 74	202	A Ni agara	87 84
15	A Flori da	51 80	64	A Iona	76 72	105	H Mari st	63 71	202	H Ni agara	79 59
			64	H Iona	75 83	125	A Si ena	69 77	228	A Fai rfi el d	108 109
			64	N Iona	61 80	125	A Si ena	63 62	228	H Fai rfi el d	75 81
			87	A Manhattan	82 95	125	H Si ena	81 63	243	A Ri der	77 64
			87	H Manhattan	74 81	126	N Massachusetts	49 66	243	H Ri der	104 100
			87	N Manhattan	84 74	144	H Monmouth	73 60	243	N Ri der	80 51
						145	H Fai rlei gh	82 77	255	A Cani si us	69 64
							Dicki nson		255	H Cani si us	84 91
						171	A Loyol a (Md.)	69 89	261	A Lafayette	79 76
						171	H Loyol a (Md.)	76 74	280	H UNC Greensboro	80 76
									285	N Oakl and	69 72
									289	N Col umbi a	63 54
LAST 10 Div sion I GAMES:											
			64	N Iona	61 80	255	H Cani si us	84 91			
			87	N Manhattan	84 74	280	H UNC Greensboro	80 76			
			125	A Si ena	63 62	228	A Fai rfi el d	108 109			
			243	N Ri der	80 51	171	A Loyol a (Md.)	69 89			
			243	A Ri der	77 64	87	H Manhattan	74 81			

Non-Div I Games:

St. Peter's

Loss,
Non-Conf, S Site,
H Home
A Away
N Neutral

Average RPI Win: 153

Average RPI Loss: 71

WON-LOST
RECORDWINNING
PCT. RANKLAST 10
GAMESSTRENGTH OF
SCHEDULEOPP. STRENGTH
OF SCHEDULETEAM
RPICONF.
RPI

DIV. I ONLY

15- 13

132

4- 6

60

72

86

7

DIV. I NON-CONF.

4- 5

187

1- 2

123

225

161

6

TOTALS

RPI 1-50

RPI 51-100

W-L RECORDS

RPI 101-200

RPI 201+

15- 13

1- 8

2- 2

OVERALL

12- 3

1- 1

10- 3

1- 2

2- 0

HOME

7- 1

1- 0

4- 8

0- 5

0- 2

AWAY

4- 1

0- 1

1- 2

0- 1

0- 0

NEUTRAL

1- 1

0- 0

4- 5

0- 2

1- 1

NON-CONFERENCE

3- 2

1- 1

4- 1

0- 0

1- 0

HOME

2- 1

1- 0

0- 4

0- 2

0- 1

AWAY

0- 0

0- 1

1- 1

0- 0

0- 0

NEUTRAL

1- 1

0- 0

11- 8

1- 6

1- 1

CONFERENCE

9- 1

0- 0

7- 2

1- 2

1- 0

HOME

5- 0

0- 0

4- 5

0- 3

0- 1

AWAY

4- 1

0- 0

0- 1

0- 1

0- 0

NEUTRAL

0- 0

0- 0

RPI 1-50

RPI 51-100

Team's RPI: 86

RPI 101-200

RPI 201+

RPI	S	Opponent	Score
9	A	Gonzaga	76 80
10	A	UCLA	54 71
10	H	UCLA	54 75
21	A	Missouri St.	67 76
23	A	Ari zona	81 90
23	H	Ari zona	72 76
23	N	Ari zona	68 73
35	A	Washi ngton	57 75
35	H	Washi ngton	76 67

RPI	S	Opponent	Score
52	A	Cal i forni a	62 65
52	H	Cal i forni a	75 61
61	A	Montana	69 88
79	H	Vi rgi ni a	65 49

RPI	S	Opponent	Score
118	A	Southern	71 82
		Cal i forni a	
118	H	Southern	58 56
		Cal i forni a	
146	N	Vi rgi ni a Tech	52 59
147	A	Oregon	57 56
147	H	Oregon	64 62
166	A	Washi ngton St.	39 37
166	H	Washi ngton St.	69 59
168	H	UC I rvi ne	63 79
173	H	Denver	71 49
174	A	Oregon St.	71 64
174	H	Oregon St.	80 66
180	A	Ari zona St.	70 64
180	H	Ari zona St.	82 69
185	H	San Franci sco	71 56
199	N	Pri nceton	58 34

RPI	S	Opponent	Score
278	H	Cal Pol y	82 58
295	A	UC Davi s	58 64

LAST 10 Div sion I GAMES:

21	A	Missouri St.	67 76
79	H	Vi rgi ni a	65 49
23	N	Ari zona	68 73
10	H	UCLA	54 75
118	H	Southern Cal i forni a	58 56
166	A	Washi ngton St.	39 37
35	A	Washi ngton	57 75
23	H	Ari zona	72 76
180	H	Ari zona St.	82 69
9	A	Gonzaga	76 80

Stanford

Stanford

Non-Div I Games:

Stanford

Loss, Non-Conf, S Site, H Home A Away N Neutral

Average RPI Win: 253
Average RPI Loss: 188

WON-LOST
RECORD

WINNING
PCT. RANK

LAST 10
GAMES

STRENGTH OF
SCHEDULE

OPP. STRENGTH
OF SCHEDULE

TEAM
RPI

CONF.
RPI

DIV. I ONLY	14- 12	131	7- 3	329	254	241	22
DIV. I NON-CONF.	4- 4	156	0- 1	329	271	283	21

TOTALS	RPI 1-50	RPI 51-100	W-L RECORDS	RPI 101-200	RPI 201+
14- 12	0- 0	0- 1	OVERALL	2- 7	12- 4
8- 4	0- 0	0- 1	HOME	0- 2	8- 1
6- 8	0- 0	0- 0	AWAY	2- 5	4- 3
0- 0	0- 0	0- 0	NEUTRAL	0- 0	0- 0
4- 4	0- 0	0- 0	NON-CONFERENCE	0- 3	4- 1
3- 0	0- 0	0- 0	HOME	0- 0	3- 0
1- 4	0- 0	0- 0	AWAY	0- 3	1- 1
0- 0	0- 0	0- 0	NEUTRAL	0- 0	0- 0
10- 8	0- 0	0- 1	CONFERENCE	2- 4	8- 3
5- 4	0- 0	0- 1	HOME	0- 2	5- 1
5- 4	0- 0	0- 0	AWAY	2- 2	3- 2
0- 0	0- 0	0- 0	NEUTRAL	0- 0	0- 0

RPI S Opponent Score

RPI S Opponent Score

RPI S Opponent Score

RPI S Opponent Score Team's RPI: 241

60 H Northwestern St. 66 72

110 A Kansas St. 54 71

203 A Tul sa 82 72

112 A Sam Houston St. 73 72

204 A McNeese St. 82 76

112 A Sam Houston St. 72 78

204 H McNeese St. 64 57

140 A La. -Lafayette 63 66

204 H McNeese St. 72 70

189 A Southeastern La. 73 75

247 A Jackson St. 64 68

192 A Lamar 72 54

257 A UTSA 68 71

192 H Lamar 65 70

257 H UTSA 67 76

198 H Texas-Arlington 59 65

259 A La. -Monroe 63 59

200 A North Texas 75 81

259 H La. -Monroe 73 57

294 A Ni chol l s St. 71 77

294 H Ni chol l s St. 83 69

302 H Al corn St. 75 57

325 H Centenary (La.) 94 57

328 A Texas St. 59 55

328 H Texas St. 70 59

330 H Tex. -Pan American 71 52

LAST 10 Division I GAMES:

112 A Sam Houston St. 72 78

257 A UTSA 68 71

204 H McNeese St. 72 70

140 A La. -Lafayette 63 66

112 A Sam Houston St. 73 72

204 A McNeese St. 82 76

259 H La. -Monroe 73 57

294 H Ni chol l s St. 83 69

328 H Texas St. 70 59

259 A La. -Monroe 63 59

Non-Div I Games: Texas Wesleyan 82 73

Houston Baptist 91 66

Paul Qui nn 101 48

Stephen F. Austin

Loss, Non-Conf, S Site, H Home A Away N Neutral

Average RPI Win: 271
Average RPI Loss: 174

WON-LOST
RECORD

WINNING
PCT. RANK

LAST 10
GAMES

STRENGTH OF
SCHEDULE

OPP. STRENGTH
OF SCHEDULE

TEAM
RPI

CONF.
RPI

DIV. I ONLY	14- 18	207	9- 1	309	301	267	27
DIV. I NON-CONF.	5- 9	228	2- 0	328	262	311	30

TOTALS	RPI 1-50	RPI 51-100	W-L RECORDS	RPI 101-200	RPI 201+
14- 18	0- 1	0- 3	OVERALL	2- 6	12- 8
7- 5	0- 0	0- 0	HOME	2- 1	5- 4
6- 10	0- 1	0- 3	AWAY	0- 4	6- 2
1- 3	0- 0	0- 0	NEUTRAL	0- 1	1- 2
5- 9	0- 1	0- 3	NON-CONFERENCE	0- 1	5- 4
2- 2	0- 0	0- 0	HOME	0- 0	2- 2
3- 5	0- 1	0- 3	AWAY	0- 1	3- 0
0- 2	0- 0	0- 0	NEUTRAL	0- 0	0- 2
9- 9	0- 0	0- 0	CONFERENCE	2- 5	7- 4
5- 3	0- 0	0- 0	HOME	2- 1	3- 2
3- 5	0- 0	0- 0	AWAY	0- 3	3- 2
1- 1	0- 0	0- 0	NEUTRAL	0- 1	1- 0

RPI S Opponent Score
36 A Georgetown 50 70

RPI S Opponent Score
51 A North Carolina St. 61 91
63 A Florida St. 57 75
78 A Miami (Fla.) 56 65

RPI S Opponent Score
115 A Belmont 79 87
115 H Belmont 68 75
115 N Belmont 59 72
143 A Lipscomb 52 57
143 H Lipscomb 85 67
157 A Gardner-Webb 68 70
157 H Gardner-Webb 77 65
190 A UCF 66 74

RPI S Opponent Score Team's RPI: 267
212 A Fla. Atlantic 62 77
212 H Fla. Atlantic 56 49
212 N Fla. Atlantic 54 44
225 A East Tenn. St. 74 71
225 H East Tenn. St. 72 81
236 H South Fla. 52 77
237 N Delaware 64 67
249 A Kennesaw St. 80 68
249 H Kennesaw St. 57 73
293 A Campbell 70 84
293 H Campbell 81 79
305 A Mercer 73 72
305 H Mercer 81 82
320 N Citadel 60 73
331 A Jacksonville 81 66
331 H Jacksonville 69 57
332 A North Fla. 81 77
332 H North Fla. 52 40
333 A Savannah St. 62 53
333 H Savannah St. 70 60

LAST 10 Division I GAMES:

115 N Belmont 59 72
212 N Fla. Atlantic 54 44
157 H Gardner-Webb 77 65
293 H Campbell 81 79
331 A Jacksonville 81 66
332 A North Fla. 81 77
333 A Savannah St. 62 53
212 H Fla. Atlantic 56 49
305 A Mercer 73 72
143 H Lipscomb 85 67

Stetson

Stetson

Non-Div I Games:

Stetson

Loss, Non-Conf, S Site, H Home A Away N Neutral

Average RPI Win: 276				WON-LOST RECORD		WINNING PCT. RANK		LAST 10 GAMES		STRENGTH OF SCHEDULE		OPP. STRENGTH OF SCHEDULE		TEAM RPI		CONF. RPI			
DIV. I ONLY				4- 24		320		1- 9		179		268		310		28			
DIV. I NON-CONF.				2- 9		291		0- 1		19		162		194		25			
TOTALS		RPI 1-50		RPI 51-100		W-L RECORDS		RPI 101-200		RPI 201+									
4- 24		0- 5		0- 0		OVERALL		0- 6		4- 13									
3- 7		0- 0		0- 0		HOME		0- 2		3- 5									
1- 16		0- 5		0- 0		AWAY		0- 4		1- 7									
0- 1		0- 0		0- 0		NEUTRAL		0- 0		0- 1									
2- 9		0- 5		0- 0		NON-CONFERENCE		0- 2		2- 2									
1- 1		0- 0		0- 0		HOME		0- 0		1- 1									
1- 8		0- 5		0- 0		AWAY		0- 2		1- 1									
0- 0		0- 0		0- 0		NEUTRAL		0- 0		0- 0									
2- 15		0- 0		0- 0		CONFERENCE		0- 4		2- 11									
2- 6		0- 0		0- 0		HOME		0- 2		2- 4									
0- 8		0- 0		0- 0		AWAY		0- 2		0- 6									
0- 1		0- 0		0- 0		NEUTRAL		0- 0		0- 1									
RPI 1-50				RPI 51-100				RPI 101-200				RPI 201+				Team's RPI: 310			
RPI	S	Opponent	Score	RPI	S	Opponent	Score	RPI	S	Opponent	Score	RPI	S	Opponent	Score				
2	A	Villanova	35 78					119	A	Albany (N. Y.)	62 85	209	A	Boston U.	68 73				
3	A	Connecticut	52 85					119	H	Albany (N. Y.)	58 63	209	H	Boston U.	65 73				
22	A	Boston College	47 59					137	A	St. John's (N. Y.)	45 63	211	A	Vermont	58 71				
30	A	Hofstra	56 73					150	A	Lehigh	54 58	211	H	Vermont	61 58				
37	A	George Washington	60 88					187	A	Binghamton	54 63	232	A	Wagner	54 67				
								187	H	Binghamton	58 76	250	A	New Hampshire	51 59				
												250	H	New Hampshire	50 54				
												270	A	Hartford	68 71				
												270	H	Hartford	65 76				
												281	A	Maine	56 62				
												281	H	Maine	75 87				
												286	H	Colgate	70 57				
												289	H	Columbia	54 55				
												295	A	UMBC	57 72				
												295	H	UMBC	75 65				
												295	N	UMBC	70 88				
												311	A	Dartmouth	51 48				
				LAST 10 Division I GAMES:															
				295	N	UMBC	70 88	22	A	Boston College	47 59								
				281	H	Maine	75 87	187	H	Binghamton	58 76								
				270	H	Hartford	65 76	211	A	Vermont	58 71								
				209	A	Boston U.	68 73	119	A	Albany (N. Y.)	62 85								
				250	A	New Hampshire	51 59	295	H	UMBC	75 65								

Non-Div I Games:

Stony Brook

Loss, Non-Conf, S Site, H Home A Away N Neutral

Average RPI Win:	120	WON-LOST	WINNING	LAST 10	STRENGTH OF	OPP. STRENGTH	TEAM	CONF.
Average RPI Loss:	29	RECORD	PCT. RANK	GAMES	SCHEDULE	OF SCHEDULE	RPI	RPI

DIV. I ONLY	23- 11	59	6- 4	1	40	17	2
DIV. I NON-CONF.	12- 2	22	0- 1	45	193	12	2

TOTALS	RPI 1-50	RPI 51-100	W-L RECORDS	RPI 101-200	RPI 201+
23- 11	7- 10	6- 2	OVERALL	4- 0	6- 0
14- 5	2- 4	5- 1	HOME	2- 0	5- 0
3- 5	1- 4	1- 1	AWAY	1- 0	0- 0
6- 2	4- 2	0- 0	NEUTRAL	1- 0	1- 0
12- 2	1- 3	3- 0	NON-CONFERENCE	3- 0	5- 0
10- 1	1- 1	3- 0	HOME	2- 0	4- 0
0- 0	0- 0	0- 0	AWAY	0- 0	0- 0
2- 2	0- 2	0- 0	NEUTRAL	1- 0	1- 0
11- 9	6- 7	3- 2	CONFERENCE	1- 0	1- 0
4- 4	1- 3	2- 1	HOME	0- 0	1- 0
3- 5	1- 4	1- 1	AWAY	1- 0	0- 0
4- 0	4- 0	0- 0	NEUTRAL	0- 0	0- 0

RPI S	Opponent	Score
2	A Villanova	65 80
2	H Villanova	82 92
3	A Connecticut	50 73
3	H Connecticut	80 88
3	N Connecticut	86 84
11	A Pittsburgh	67 80
11	N Pittsburgh	65 61
15	N Florida	70 75
36	A Georgetown	53 68
36	N Georgetown	58 57
38	H West Virginia	60 58
40	A Cincinnati	77 58
40	H Cincinnati	65 82
40	N Cincinnati	74 73
42	H Bucknell	69 74
44	N Texas A&M	58 66
48	H Kent St.	78 66

RPI S	Opponent	Score
58	H Seton Hall	61 68
71	H Louisville	79 66
75	H Rutgers	86 84
76	H UTEP	69 56
87	H Manhattan	87 82
91	A DePaul	69 108
94	H Davidson	90 80
95	A Notre Dame	88 82

RPI S	Opponent	Score
125	H Siena	96 77
133	H Illinois-Chicago	75 61
136	N Texas Tech	81 46
137	A St. John's (N.Y.)	75 60

RPI S	Opponent	Score
207	H Cornell	67 62
221	N Towson	86 52
236	H South Fla.	63 57
275	H Bethune-Cookman	68 37
286	H Colgate	58 35
287	H TCU	80 64

LAST 10 Division I GAMES:

44	N Texas A&M	58 66
11	N Pittsburgh	65 61
36	N Georgetown	58 57
3	N Connecticut	86 84
40	N Cincinnati	74 73
2	H Villanova	82 92
91	A DePaul	69 108
36	A Georgetown	53 68
38	H West Virginia	60 58
71	H Louisville	79 66

Non-Div I Games:

Syracuse

■ Loss,
 ■ Non-Conf, S Site,
 ■ Home
 ■ Away
 N Neutral

Average RPI Win:	222	WON-LOST	WINNING	LAST 10	STRENGTH OF	OPP. STRENGTH	TEAM	CONF.
Average RPI Loss:	119	RECORD	PCT. RANK	GAMES	SCHEDULE	OF SCHEDULE	RPI	RPI

DIV. I ONLY	6- 24	311	1- 9	93	141	287	8
DIV. I NON-CONF.	4- 9	245	0- 0	164	269	245	10

TOTALS	RPI 1-50	RPI 51-100	W-L RECORDS	RPI 101-200	RPI 201+
6- 24	0- 3	0- 8	OVERALL	3- 10	3- 2
6- 9	0- 1	0- 4	HOME	3- 3	3- 0
0- 11	0- 2	0- 3	AWAY	0- 5	0- 1
0- 4	0- 0	0- 1	NEUTRAL	0- 2	0- 1
4- 9	0- 1	0- 2	NON-CONFERENCE	1- 3	3- 2
4- 3	0- 0	0- 1	HOME	1- 1	3- 0
0- 3	0- 1	0- 0	AWAY	0- 1	0- 1
0- 3	0- 0	0- 1	NEUTRAL	0- 1	0- 1
2- 15	0- 2	0- 6	CONFERENCE	2- 7	0- 0
2- 6	0- 1	0- 3	HOME	2- 2	0- 0
0- 8	0- 1	0- 3	AWAY	0- 4	0- 0
0- 1	0- 0	0- 0	NEUTRAL	0- 1	0- 0

RPI 1-50				RPI 51-100				RPI 101-200				RPI 201+ Team's RPI: 287			
RPI	S	Opponent	Score	RPI	S	Opponent	Score	RPI	S	Opponent	Score	RPI	S	Opponent	Score
17	A	Syracuse	64 80	56	A	San Diego St.	71 83	120	A	New Mexico	54 56	201	H	Tex. A&M-Corp. Chris	49 55
50	A	Air Force	49 75	56	H	San Diego St.	57 76	120	H	New Mexico	42 53				
50	H	Air Force	45 63	59	H	Colorado	59 77	122	H	St. Mary's (Cal.)	57 65	217	N	Tulane	52 56
				67	A	Brigham Young	80 89	136	A	Texas Tech	54 81	247	H	Jackson St.	76 74
				67	H	Brigham Young	72 81	151	A	Colorado St.	74 89	268	A	Southern Methodist	49 52
				89	N	Oklahoma St.	58 66	151	H	Colorado St.	85 72	282	H	Grambling	79 64
				92	A	UNLV	61 72	151	N	Colorado St.	60 64	292	H	Ark.-Pine Bluff	70 53
				92	H	UNLV	60 73	162	A	Utah	45 80				
								162	H	Utah	69 65				
								170	A	Wyoming	65 67				
								170	H	Wyoming	64 68				
								176	N	Drake	79 86				
								198	H	Texas-Arlington	71 63				
LAST 10 Division I GAMES:															
				151	N	Colorado St.	60 64	56	A	San Diego St.	71 83				
				92	A	UNLV	61 72	50	H	Air Force	45 63				
				162	H	Utah	69 65	120	H	New Mexico	42 53				
				67	H	Brigham Young	72 81	170	A	Wyoming	65 67				
				151	A	Colorado St.	74 89	92	H	UNLV	60 73				

Non-Div I Games: Tarleton St.

59 68

TCU

Temple

Temple				Through Games Of Sunday, March 12, 2006				
Average RPI Win: 141		WON-LOST	WINNING	LAST 10	STRENGTH OF	OPP. STRENGTH	TEAM	CONF.
Average RPI Loss: 74		RECORD	PCT. RANK	GAMES	SCHEDULE	OF SCHEDULE	RPI	RPI
DIV. I ONLY		17- 14	128	4- 6	45	58	74	11
DIV. I NON-CONF.		7- 5	118	0- 2	20	1	42	9
<hr/>								
TOTALS		RPI 1-50	RPI 51-100	W-L RECORDS	RPI 101-200	RPI 201+		
17- 14		3- 6	5- 2	OVERALL	5- 7	4- 0		
11- 4		2- 3	4- 1	HOME	2- 1	3- 0		
4- 9		0- 2	1- 1	AWAY	2- 6	1- 0		
2- 1		1- 1	0- 0	NEUTRAL	1- 0	0- 0		
7- 5		1- 3	4- 2	NON-CONFERENCE	1- 1	1- 0		
5- 3		1- 2	3- 1	HOME	0- 0	1- 0		
2- 3		0- 1	1- 1	AWAY	1- 1	0- 0		
0- 0		0- 0	0- 0	NEUTRAL	0- 0	0- 0		
10- 9		2- 3	1- 0	CONFERENCE	4- 6	3- 0		
6- 2		1- 1	1- 0	HOME	2- 1	2- 0		
2- 6		0- 1	0- 0	AWAY	1- 5	1- 0		
2- 1		1- 1	0- 0	NEUTRAL	1- 0	0- 0		
<hr/>								
RPI 1-50		RPI 51-100		Team's RPI: 74	RPI 101-200		RPI 201+	
RPI S	Opponent	Score	RPI S	Opponent	Score	RPI S	Opponent	Score
1 H	Duke	66 74	57 H	Alabama	68 58	101 A	St. Louis	51 56
2 H	Villanova	53 75	62 H	South Carolina	63 50	103 A	La Salle	56 62
10 A	UCLA	47 54	70 H	Akron	73 80	103 H	La Salle	68 52
37 H	George Washington	60 72	75 A	Rutgers	53 67	104 A	Charlotte	59 66
37 N	George Washington	68 53	78 H	Miami (Fla.)	73 56	116 A	Auburn	42 73
43 A	St. Joseph's	57 59	80 H	Xavier	81 79	126 A	Massachusetts	34 60
43 H	St. Joseph's	57 44	98 A	Penn	50 46	126 H	Massachusetts	76 47
43 N	St. Joseph's	59 73				134 H	Fordham	52 69
49 H	Maryland	91 85				152 A	Rhode Island	63 69
						152 N	Rhode Island	74 45
						183 A	Dayton	53 51
						199 A	Princeton	60 47
<hr/>								
LAST 10 Division I GAMES:								
70 H Akron		73 80	152 A Rhode Island		63 69			
43 N St. Joseph's		59 73	1 H Duke		66 74			
37 N George Washington		68 53	205 H Richmond		69 30			
152 N Rhode Island		74 45	101 A St. Louis		51 56			
134 H Fordham		52 69	43 H St. Joseph's		57 44			

Average RPI Win:		244	WON-LOST RECORD		223	WINNING PCT. RANK		6- 4	LAST 10 GAMES		235	STRENGTH OF SCHEDULE		211	OPP. STRENGTH OF SCHEDULE		224	TEAM RPI		20	CONF. RPI		20		
Average RPI Loss:		135																							
DIV. I ONLY		11- 15			223			6- 4			235			211			224			20					
DIV. I NON-CONF.		2- 3			207			1- 0			185			10			180			20					
TOTALS		RPI 1-50			RPI 51-100			W-L RECORDS			RPI 101-200			RPI 201+											
11- 15		0- 1			0- 4			OVERALL			4- 8			7- 2											
8- 3		0- 0			0- 1			HOME			3- 2			5- 0											
3- 12		0- 1			0- 3			AWAY			1- 6			2- 2											
0- 0		0- 0			0- 0			NEUTRAL			0- 0			0- 0											
2- 3		0- 1			0- 1			NON-CONFERENCE			1- 1			1- 0											
1- 0		0- 0			0- 0			HOME			0- 0			1- 0											
1- 3		0- 1			0- 1			AWAY			1- 1			0- 0											
0- 0		0- 0			0- 0			NEUTRAL			0- 0			0- 0											
9- 12		0- 0			0- 3			CONFERENCE			3- 7			6- 2											
7- 3		0- 0			0- 1			HOME			3- 2			4- 0											
2- 9		0- 0			0- 2			AWAY			0- 5			2- 2											
0- 0		0- 0			0- 0			NEUTRAL			0- 0			0- 0											
RPI 1-50				RPI 51-100			RPI 101-200			RPI 201+			Team's RPI : 224												
RPI S	Opponent	Score		RPI S	Opponent	Score		RPI S	Opponent	Score		RPI S	Opponent	Score											
14	A Illinois	46	84	65	A Murray St.	63	81	107	A Samford	60	67	208	A Tennessee St.	82	85										
				65	A Murray St.	52	65	107	H Samford	65	79	208	H Tennessee St.	71	68										
				65	H Murray St.	73	79	135	A Tennessee Tech	72	74	229	H Arkansas St.	80	77										
				71	A Louisville	61	78	135	H Tennessee Tech	88	78	309	A Eastern Ill.	70	80										
								155	A Austin Peay	88	96	309	H Eastern Ill.	85	61										
								155	H Austin Peay	84	75	313	A Southeast Mo. St.	66	55										
								175	A Purdue	54	62	313	H Southeast Mo. St.	72	60										
								181	A Jacksonville St.	80	85	321	A Morehead St.	80	67										
								181	H Jacksonville St.	84	93	321	H Morehead St.	71	66										
								191	A Evansville	69	62														
								194	A Eastern Ky.	61	75														
								194	H Eastern Ky.	90	83														
				LAST 10 Division I GAMES:																					
				65	A Murray St.	52	65	208	H Tennessee St.	71	68														
				65	A Murray St.	63	81	313	A Southeast Mo. St.	66	55														
				191	A Evansville	69	62	135	H Tennessee Tech	88	78														
				135	A Tennessee Tech	72	74	194	H Eastern Ky.	90	83														
				309	H Eastern Ill.	85	61	181	A Jacksonville St.	80	85														

Average RPI Win: 107

Average RPI Loss: 42

WON-LOST
RECORDWINNING
PCT. RANKLAST 10
GAMESSTRENGTH OF
SCHEDULEOPP. STRENGTH
OF SCHEDULETEAM
RPICONF.
RPI

DIV. I ONLY

21- 7

32

5- 5

3

46

6

4

DIV. I NON-CONF.

9- 2

31

1- 1

5

212

4

3

TOTALS

RPI 1-50

RPI 51-100

W-L RECORDS

RPI 101-200

RPI 201+

21- 7

4- 5

7- 3

OVERALL

8- 0

3- 0

13- 2

1- 2

3- 0

HOME

6- 0

3- 0

7- 3

3- 2

2- 1

AWAY

2- 0

0- 0

2- 3

0- 1

2- 2

NEUTRAL

0- 0

0- 0

9- 2

1- 2

3- 1

NON-CONFERENCE

3- 0

3- 0

7- 0

0- 0

1- 0

HOME

3- 0

3- 0

1- 1

1- 1

0- 0

AWAY

0- 0

0- 0

2- 2

0- 1

2- 1

NEUTRAL

0- 0

0- 0

12- 5

3- 3

4- 2

CONFERENCE

5- 0

0- 0

6- 2

1- 2

2- 0

HOME

3- 0

0- 0

6- 2

2- 1

2- 1

AWAY

2- 0

0- 0

0- 1

0- 0

0- 1

NEUTRAL

0- 0

0- 0

RPI 1-50

Team's RPI: 6

RPI S Opponent

Score

4	A	Memphis	79	88
8	A	Texas	95	78
13	A	LSU	74	88
15	A	Florida	76	72
15	H	Florida	80	76
27	N	Wichita St.	73	80
41	A	Kentucky	75	67
41	H	Kentucky	78	80
45	H	Arkansas	69	73

RPI 51-100

RPI S Opponent

Score

57	A	Alabama	79	92
62	A	South Carolina	76	69
62	H	South Carolina	81	65
62	N	South Carolina	71	79
65	N	Murray St.	64	53
66	H	South Ala.	87	69
72	A	Vanderbilt	68	59
72	H	Vanderbilt	69	62
73	N	Winthrop	63	61
89	N	Oklahoma St.	73	89

RPI 101-200

RPI S Opponent

Score

109	A	Georgia	83	78
109	H	Georgia	89	76
113	A	Mississippi St.	88	65
116	H	Auburn	105	89
140	H	La.-Lafayette	83	76
143	H	Lipscomb	69	58
156	H	Mississippi	86	72
194	H	Eastern Ky.	92	58

RPI 201+

RPI S Opponent

Score

225	H	East Tenn. St.	106	83
235	H	Appalachian St.	89	81
258	H	Alabama A&M	93	68

LAST 10 Division I GAMES:

27	N	Wichita St.	73	80
73	N	Winthrop	63	61
62	N	South Carolina	71	79
72	A	Vanderbilt	68	59
41	H	Kentucky	78	80
45	H	Arkansas	69	73
15	A	Florida	76	72
57	A	Alabama	79	92
116	H	Auburn	105	89
109	A	Georgia	83	78

Tennessee

Non-Div I Games:

Tennessee

Loss, Non-Conf, S Site, H Home A Away N Neutral

Average RPI Win:	238	WON-LOST	WINNING	LAST 10	STRENGTH OF	OPP. STRENGTH	TEAM	CONF.
Average RPI Loss:	142	RECORD	PCT. RANK	GAMES	SCHEDULE	OF SCHEDULE	RPI	RPI

DIV. I ONLY	12- 15	196	5- 5	251	201	208	20
DIV. I NON-CONF.	1- 5	296	1- 0	222	11	293	20

TOTALS	RPI 1-50	RPI 51-100	W-L RECORDS	RPI 101-200	RPI 201+
12- 15	0- 1	0- 3	OVERALL	5- 8	7- 3
7- 4	0- 0	0- 1	HOME	3- 3	4- 0
5- 11	0- 1	0- 2	AWAY	2- 5	3- 3
0- 0	0- 0	0- 0	NEUTRAL	0- 0	0- 0
1- 5	0- 1	0- 1	NON-CONFERENCE	0- 2	1- 1
0- 1	0- 0	0- 0	HOME	0- 1	0- 0
1- 4	0- 1	0- 1	AWAY	0- 1	1- 1
0- 0	0- 0	0- 0	NEUTRAL	0- 0	0- 0
11- 10	0- 0	0- 2	CONFERENCE	5- 6	6- 2
7- 3	0- 0	0- 1	HOME	3- 2	4- 0
4- 7	0- 0	0- 1	AWAY	2- 4	2- 2
0- 0	0- 0	0- 0	NEUTRAL	0- 0	0- 0

RPI S	RPI 1-50	Score
5	A Ohio St.	65 74

RPI S	RPI 51-100	Score
65	A Murray St.	67 75
65	H Murray St.	52 77
93	A Iowa St.	51 59

RPI S	RPI 101-200	Score
107	A Samford	48 68
107	A Samford	67 78
107	H Samford	54 64
114	H Middle Tenn.	57 67
135	A Tennessee Tech	72 63
135	H Tennessee Tech	70 65
155	A Austin Peay	63 70
155	H Austin Peay	80 58
160	A Georgia Tech	72 82
181	A Jacksonville St.	75 77
181	H Jacksonville St.	83 80
194	A Eastern Ky.	74 64
194	H Eastern Ky.	74 79

RPI S	RPI 201+	Team's RPI: 208	Score
224	A Tenn. -Martin	68	71
224	H Tenn. -Martin	85	82
246	A Southern Miss.	74	84
254	A Ball St.	70	69
309	A Eastern Ill.	84	68
309	H Eastern Ill.	73	57
313	A Southeast Mo. St.	69	70
313	H Southeast Mo. St.	68	63
321	A Morehead St.	83	75
321	H Morehead St.	76	49

LAST 10 Division I GAMES:

107	A Samford	67	78	155	H Austin Peay	80	58
194	A Eastern Ky.	74	64	135	H Tennessee Tech	70	65
321	A Morehead St.	83	75	224	A Tenn. -Martin	68	71
254	A Ball St.	70	69	155	A Austin Peay	63	70
65	H Murray St.	52	77	107	H Samford	54	64

Non-Div I Games: Fisk

72 63

Tennessee St.

Loss,
Non-Conf, S Site,
H Home
A Away
N Neutral

Tennessee Tech

Tennessee Tech				Through Games Of Sunday, March 12, 2006				
Average RPI Win: 212		WON-LOST	WINNING	LAST 10	STRENGTH OF	OPP. STRENGTH	TEAM	CONF.
Average RPI Loss: 131		RECORD	PCT. RANK	GAMES	SCHEDULE	OF SCHEDULE	RPI	RPI
DIV. I ONLY		17- 12	107	5- 5	188	207	135	20
DIV. I NON-CONF.		3- 4	199	0- 1	59	19	123	20
<hr/>								
TOTALS		RPI 1-50	RPI 51-100	W-L RECORDS	RPI 101-200	RPI 201+		
17- 12		0- 3	2- 1	OVERALL	7- 5	8- 3		
10- 3		0- 0	2- 0	HOME	4- 2	4- 1		
6- 8		0- 3	0- 1	AWAY	3- 2	3- 2		
1- 1		0- 0	0- 0	NEUTRAL	0- 1	1- 0		
3- 4		0- 3	1- 0	NON-CONFERENCE	1- 1	1- 0		
2- 0		0- 0	1- 0	HOME	1- 0	0- 0		
0- 4		0- 3	0- 0	AWAY	0- 1	0- 0		
1- 0		0- 0	0- 0	NEUTRAL	0- 0	1- 0		
14- 8		0- 0	1- 1	CONFERENCE	6- 4	7- 3		
8- 3		0- 0	1- 0	HOME	3- 2	4- 1		
6- 4		0- 0	0- 1	AWAY	3- 1	3- 2		
0- 1		0- 0	0- 0	NEUTRAL	0- 1	0- 0		
<hr/>								
RPI 1-50		RPI 51-100		RPI 101-200		Team's RPI: 135		
RPI S	Opponent	Score	RPI S	Opponent	Score	RPI S	Opponent	Score
18	A Michigan St.	63 80	53	H Wisconsin-Milwaukee	72 67	107	A Samford	88 85
33	A Bradley	62 77	65	A Murray St.	51 55	107	H Samford	43 68
40	A Cincinnati	62 105	65	H Murray St.	70 66	107	N Samford	66 73
						155	A Austin Peay	79 75
						155	H Austin Peay	78 61
						155	H Austin Peay	78 74
						174	H Oregon St.	90 62
						181	A Jacksonville St.	79 67
						181	H Jacksonville St.	68 74
						183	A Dayton	60 81
						194	A Eastern Ky.	75 93
						194	H Eastern Ky.	78 58
<hr/>								
LAST 10 Division I GAMES:								
						208	A Tennessee St.	65 70
						181	H Jacksonville St.	68 74
						194	H Eastern Ky.	78 58
						224	A Tenn.-Martin	78 88
						321	A Morehead St.	69 66
						321	H Morehead St.	61 52

Average RPI Win:	299	WON-LOST	WINNING	LAST 10	STRENGTH OF	OPP. STRENGTH	TEAM	CONF.
Average RPI Loss:	115	RECORD	PCT. RANK	GAMES	SCHEDULE	OF SCHEDULE	RPI	RPI

DIV. I ONLY	16- 8	60	7- 2	334	212	201	32
DIV. I NON-CONF.	6- 7	175	0- 1	295	33	229	32

TOTALS	RPI 1-50	RPI 51-100	W-L RECORDS	RPI 101-200	RPI 201+
16- 8	0- 2	0- 2	OVERALL	0- 2	16- 2
9- 1	0- 0	0- 1	HOME	0- 0	9- 0
5- 7	0- 2	0- 1	AWAY	0- 2	5- 2
2- 0	0- 0	0- 0	NEUTRAL	0- 0	2- 0
6- 7	0- 2	0- 2	NON-CONFERENCE	0- 2	6- 1
3- 1	0- 0	0- 1	HOME	0- 0	3- 0
2- 6	0- 2	0- 1	AWAY	0- 2	2- 1
1- 0	0- 0	0- 0	NEUTRAL	0- 0	1- 0
10- 1	0- 0	0- 0	CONFERENCE	0- 0	10- 1
6- 0	0- 0	0- 0	HOME	0- 0	6- 0
3- 1	0- 0	0- 0	AWAY	0- 0	3- 1
1- 0	0- 0	0- 0	NEUTRAL	0- 0	1- 0

RPI 1-50				RPI 51-100				RPI 101-200				RPI 201+				
RPI	S	Opponent	Score	RPI	S	Opponent	Score	RPI	S	Opponent	Score	RPI	S	Opponent	Team's RPI	Score
21	A	Missouri St.	75 95	54	A	Houston	83 86	122	A	St. Mary's (Cal.)	67 69	203	A	Tulsa	67 73	
49	A	Maryland	73 99	54	H	Houston	74 82	139	A	Missouri	81 82	236	N	South Fla.	59 47	
												257	A	UTSA	77 59	
												257	H	UTSA	91 83	
												279	A	Utah Valley St.	64 69	
												279	H	Utah Valley St.	75 64	
												287	A	TCU	55 49	
												291	A	IPFW	79 64	
												291	H	IPFW	77 71	
												295	N	UC Davis	64 53	
												299	H	James Madison	93 52	
												314	H	Longwood	92 64	
												327	A	Northern Colo.	72 66	
												327	H	Northern Colo.	99 56	
												330	A	Tex. -Pan American	74 55	
												330	H	Tex. -Pan American	93 69	
												333	H	Savannah St.	90 45	
												334	H	Prairie View	105 77	
LAST 10 Division I GAMES:																
				330	H	Tex. -Pan American	93 69					314	H	Longwood	92 64	
				330	A	Tex. -Pan American	74 55					327	A	Northern Colo.	72 66	
				291	A	IPFW	79 64					279	A	Utah Valley St.	64 69	
				279	H	Utah Valley St.	75 64					291	H	IPFW	77 71	
				54	H	Houston	74 82					327	H	Northern Colo.	99 56	

Non-Div I Games: Trinity (Tex.) 86 62 Concordia-Austin 116 78 Huston-Tillotson 110 59 Texas A&M Int'l 116 58 Tex. A&M-Corp. Chris

Loss, Non-Conf, S Site, H Home A Away N Neutral

Tex. A&M-Corp. Chris

Tex. A&M-Corp. Chris

Average RPI Win: 321 WON-LOST WINNING LAST 10 STRENGTH OF OPP. STRENGTH TEAM CONF. RPI RECORD PCT. RANK GAMES SCHEDULE OF SCHEDULE RPI RPI

DIV. I ONLY	3- 24	325	0- 8	307	262	330	32
DIV. I NON-CONF.	2- 15	306	0- 1	191	163	303	32

TOTALS	RPI 1-50	RPI 51-100	W-L RECORDS	RPI 101-200	RPI 201+
3- 24	0- 6	0- 0	OVERALL	0- 4	3- 12
1- 8	0- 1	0- 0	HOME	0- 0	1- 6
1- 15	0- 4	0- 0	AWAY	0- 4	1- 6
1- 1	0- 1	0- 0	NEUTRAL	0- 0	1- 0
2- 15	0- 6	0- 0	NON-CONFERENCE	0- 4	2- 5
0- 4	0- 1	0- 0	HOME	0- 0	0- 3
1- 10	0- 4	0- 0	AWAY	0- 4	1- 2
1- 1	0- 1	0- 0	NEUTRAL	0- 0	1- 0
1- 9	0- 0	0- 0	CONFERENCE	0- 0	1- 7
1- 4	0- 0	0- 0	HOME	0- 0	1- 3
0- 5	0- 0	0- 0	AWAY	0- 0	0- 4
0- 0	0- 0	0- 0	NEUTRAL	0- 0	0- 0

RPI S	RPI 1-50	Score	RPI S	RPI 51-100	Score	RPI S	RPI 101-200	Score	RPI S	RPI 201+	Team's RPI: 330	Score
8	A Texas	54 82	136	A Texas Tech	50 103	201	A Tex. A&M-Corp. Chris	69 93	201	H Tex. A&M-Corp. Chris	55 74	
14	A Illinois	59 71	174	A Oregon St.	54 78	203	H Tulsa	66 70	241	A Stephen F. Austin	52 71	
27	A Wichita St.	66 97	179	A Wright St.	53 63	257	A UTSA	81 101	268	H Southern Methodist	54 84	
45	A Arkansas	38 66	200	A North Texas	45 84	276	A South Dakota St.	58 75	276	H South Dakota St.	53 57	
48	N Kent St.	70 82				279	A Utah Valley St.	64 75	279	H Utah Valley St.	52 55	
50	H Air Force	68 81				291	A I PFW	54 55	291	H I PFW	56 61	
						307	N Texas Southern	60 57	327	A Northern Colo.	49 86	
						327	H Northern Colo.	74 63	328	A Texas St.	79 62	
						328	H Texas St.	57 58				
LAST 10 Division I GAMES:												
291	A I PFW	54 55	276	A South Dakota St.	58 75							
201	A Tex. A&M-Corp. Chris	69 93	279	H Utah Valley St.	52 55							
276	H South Dakota St.	53 57	327	A Northern Colo.	49 86							
201	H Tex. A&M-Corp. Chris	55 74	279	A Utah Valley St.	64 75							
200	A North Texas	45 84	268	H Southern Methodist	54 84							

Non-Div I Games: St. Edward's 62 44 Sul Ross St. 87 72 Texas A&M Int'l 68 53 Tex. -Pan American

Loss, Non-Conf, S Site, H Home A Away N Neutral

T
e
x
-
P
a
n
A
m
e
r
i
c
a
n

T
e
x
-
P
a
n
A
m
e
r
i
c
a
n

Texas

Texas				Through Games Of Sunday, March 12, 2006			
Average RPI Win: 120		WON-LOST	WINNING	LAST 10	STRENGTH OF	OPP. STRENGTH	TEAM
Average RPI Loss: 27		RECORD	PCT. RANK	GAMES	SCHEDULE	OF SCHEDULE	RPI
CONF. RPI							
DIV. I ONLY		27- 6	10	7- 3	36	26	8
DIV. I NON-CONF.		12- 2	22	3- 1	83	32	15
8							
TOTALS		RPI 1-50	RPI 51-100	W-L RECORDS	RPI 101-200	RPI 201+	
27- 6		9- 6	6- 1	OVERALL	10- 0	5- 0	
16- 1		4- 1	3- 0	HOME	5- 0	4- 0	
7- 3		1- 2	1- 1	AWAY	4- 0	1- 0	
7- 3		4- 3	2- 0	NEUTRAL	1- 0	0- 0	
12- 2		5- 3	2- 0	NON-CONFERENCE	3- 0	5- 0	
8- 1		1- 1	0- 0	HOME	3- 0	4- 0	
2- 0		1- 0	0- 0	AWAY	0- 0	1- 0	
5- 2		3- 2	2- 0	NEUTRAL	0- 0	0- 0	
15- 4		4- 3	4- 1	CONFERENCE	7- 0	0- 0	
8- 0		3- 0	3- 0	HOME	2- 0	0- 0	
5- 3		0- 2	1- 1	AWAY	4- 0	0- 0	
2- 1		1- 1	0- 0	NEUTRAL	1- 0	0- 0	
Team's RPI: 8		RPI 1-50		RPI 51-100		RPI 101-200	
RPI S	Opponent	Score	RPI S	Opponent	Score	RPI S	Opponent
1 N	Duke	66 97	51 N	North Carolina St.	75 54	107 H	Samford
2 H	Villanova	58 55	59 H	Colorado	89 64	110 A	Kansas St.
4 A	Memphis	69 58	89 A	Oklahoma St.	60 81	132 H	Southern U.
6 H	Tennessee	78 95	89 H	Oklahoma St.	80 46	136 A	Texas Tech
7 N	Iowa	68 59	93 A	Iowa St.	78 58	136 H	Texas Tech
13 N	LSU	60 70	96 H	Nebraska	78 59	136 N	Texas Tech
16 A	Oklahoma	72 82	98 N	Penn	60 52	139 A	Missouri
16 H	Oklahoma	72 48				167 A	Baylor
20 H	Kansas	80 55				167 H	Baylor
20 N	Kansas	68 80				198 H	Texas-Arlington
38 N	West Virginia	76 75					
38 N	West Virginia	74 71					
44 A	Texas A&M	43 46					
44 H	Texas A&M	83 70					
44 N	Texas A&M	74 70					
LAST 10 Division I GAMES:							
13 N	LSU	60 70	44 N	Texas A&M	74 70		
38 N	West Virginia	74 71	136 N	Texas Tech	77 70		
51 N	North Carolina St.	75 54	16 H	Oklahoma	72 48		
98 N	Penn	60 52	44 A	Texas A&M	43 46		
20 N	Kansas	68 80	20 H	Kansas	80 55		

Texas

Non-Div I Games:

Texas

Loss, Non-Conf, S Site, H Home A Away N Neutral

Average RPI Win: 146

Average RPI Loss: 41

WON-LOST
RECORDWINNING
PCT. RANKLAST 10
GAMESSTRENGTH OF
SCHEDULEOPP. STRENGTH
OF SCHEDULETEAM
RPICONF.
RPI

DIV. I ONLY

21- 8

39

8- 2

67

77

44

5

DIV. I NON-CONF.

10- 1

10

1- 1

216

300

50

8

TOTALS

RPI 1-50

RPI 51-100

W-L RECORDS

RPI 101-200

RPI 201+

21- 8

2- 6

6- 2

OVERALL

9- 1

5- 0

16- 2

1- 2

4- 0

HOME

6- 0

5- 0

4- 5

0- 2

1- 2

AWAY

3- 1

0- 0

2- 2

1- 2

1- 0

NEUTRAL

0- 0

0- 0

10- 1

1- 1

1- 1

NON-CONFERENCE

4- 0

5- 0

10- 0

0- 0

1- 0

HOME

4- 0

5- 0

0- 1

0- 0

0- 1

AWAY

0- 0

0- 0

1- 1

1- 1

0- 0

NEUTRAL

0- 0

0- 0

11- 7

1- 5

5- 1

CONFERENCE

5- 1

0- 0

6- 2

1- 2

3- 0

HOME

2- 0

0- 0

4- 4

0- 2

1- 1

AWAY

3- 1

0- 0

1- 1

0- 1

1- 0

NEUTRAL

0- 0

0- 0

RPI 1-50

Team's RPI: 44

RPI 51-100

RPI 101-200

RPI 201+

RPI S Opponent

Score

RPI S Opponent

Score

RPI S Opponent

Score

RPI S Opponent

Score

8	A	Texas	70	83
8	H	Texas	46	43
8	N	Texas	70	74
13	N	LSU	57	58
16	A	Oklahoma	63	71
16	H	Oklahoma	44	45
17	N	Syracuse	66	58
20	H	Kansas	73	83

59	H	Colorado	61	58
59	N	Colorado	86	53
60	H	Northwestern St.	73	61
88	A	Pacific	56	63
89	A	Oklahoma St.	77	79
89	H	Oklahoma St.	46	44
93	A	Iowa St.	86	81
96	H	Nebraska	66	55

106	H	Penn St.	60	55
110	A	Kansas St.	54	58
116	H	Auburn	72	67
132	H	Southern U.	88	44
136	A	Texas Tech	75	59
136	H	Texas Tech	63	55
139	A	Missouri	54	51
167	A	Baylor	64	60
167	H	Baylor	72	70
200	H	North Texas	72	70

217	H	Tulane	83	57
282	H	Grambling	101	71
297	H	Mississippi Val.	84	53
307	H	Texas Southern	81	56
333	H	Savannah St.	67	34

LAST 10 Division I GAMES:

13	N	LSU	57	58	8	H	Texas	46	43
17	N	Syracuse	66	58	96	H	Nebraska	66	55
8	N	Texas	70	74	139	A	Missouri	54	51
59	N	Colorado	86	53	167	A	Baylor	64	60
136	A	Texas Tech	75	59	89	H	Oklahoma St.	46	44

Non-Div I Games:

Texas A&M

Loss, Non-Conf, S Site, H Home A Away N Neutral

Average RPI Win:

295

WON-LOST

WINNING

LAST 10

STRENGTH OF

OPP. STRENGTH

TEAM

CONF.

Average RPI Loss:

182

RECORD

PCT. RANK

GAMES

SCHEDULE

OF SCHEDULE

RPI

RPI

DIV. I ONLY

6- 22

309

4- 6

238

312

307

31

DIV. I NON-CONF.

0- 10

323

0- 0

10

53

254

31

TOTALS

RPI 1-50

RPI 51-100

W-L RECORDS

RPI 101-200

RPI 201+

6- 22

0- 5

0- 2

OVERALL

0- 3

6- 12

4- 5

0- 0

0- 0

HOME

0- 1

4- 4

2- 15

0- 5

0- 2

AWAY

0- 1

2- 7

0- 2

0- 0

0- 0

NEUTRAL

0- 1

0- 1

0- 10

0- 5

0- 2

NON-CONFERENCE

0- 1

0- 2

0- 0

0- 0

0- 0

HOME

0- 0

0- 0

0- 8

0- 5

0- 2

AWAY

0- 0

0- 1

0- 2

0- 0

0- 0

NEUTRAL

0- 1

0- 1

6- 12

0- 0

0- 0

CONFERENCE

0- 2

6- 10

4- 5

0- 0

0- 0

HOME

0- 1

4- 4

2- 7

0- 0

0- 0

AWAY

0- 1

2- 6

0- 0

0- 0

0- 0

NEUTRAL

0- 0

0- 0

RPI 1-50

RPI 51-100

RPI 101-200

RPI 201+

Team's RPI: 307

RPI	S	Opponent	Score
3	A	Connecticut	49 113
14	A	Illinois	59 93
22	A	Boston College	53 80
27	A	Wichita St.	54 86
44	A	Texas A&M	56 81

RPI	S	Opponent	Score
63	A	Florida St.	59 90
76	A	UTEP	59 82

RPI	S	Opponent	Score
132	A	Southern U.	64 89
132	H	Southern U.	48 54
155	N	Austin Peay	70 82

RPI	S	Opponent	Score
218	A	Rice	65 81
247	A	Jackson St.	63 84
247	H	Jackson St.	90 88
258	A	Alabama A&M	75 99
258	H	Alabama A&M	66 79
272	A	Alabama St.	66 72
272	H	Alabama St.	69 62
282	A	Grambling	76 78
282	H	Grambling	68 80
292	A	Ark. -Pine Bluff	65 64
292	H	Ark. -Pine Bluff	65 53
297	A	Mississippi Val.	62 69
297	H	Mississippi Val.	65 67
302	A	Alcorn St.	77 84
302	H	Alcorn St.	76 84
330	N	Tex. -Pan American	57 60
334	A	Prairie View	93 59
334	H	Prairie View	88 72

LAST 10 Division I GAMES:

132	A	Southern U.	64 89	297	A	Mississippi Val.	62 69
302	A	Alcorn St.	77 84	247	H	Jackson St.	90 88
258	H	Alabama A&M	66 79	282	H	Grambling	68 80
272	H	Alabama St.	69 62	334	A	Prairie View	93 59
292	A	Ark. -Pine Bluff	65 64	258	A	Alabama A&M	75 99

Non-Div I Games: Me. -Machias 105 60 Jarvis Christian 100 66

Texas Southern

Average RPI Win: 294

Average RPI Loss: 188

WON-LOST
RECORDWINNING
PCT. RANKLAST 10
GAMESSTRENGTH OF
SCHEDULEOPP. STRENGTH
OF SCHEDULETEAM
RPICONF.
RPI

DIV. I ONLY

2- 22

332

1- 9

239

300

328

22

DIV. I NON-CONF.

1- 7

305

0- 0

276

307

322

21

TOTALS

RPI 1-50

RPI 51-100

W-L RECORDS

RPI 101-200

RPI 201+

2- 22

0- 2

0- 2

OVERALL

0- 8

2- 10

1- 9

0- 0

0- 1

HOME

0- 3

1- 5

1- 13

0- 2

0- 1

AWAY

0- 5

1- 5

0- 0

0- 0

0- 0

NEUTRAL

0- 0

0- 0

1- 7

0- 2

0- 0

NON-CONFERENCE

0- 1

1- 4

0- 2

0- 0

0- 0

HOME

0- 0

0- 2

1- 5

0- 2

0- 0

AWAY

0- 1

1- 2

0- 0

0- 0

0- 0

NEUTRAL

0- 0

0- 0

1- 15

0- 0

0- 2

CONFERENCE

0- 7

1- 6

1- 7

0- 0

0- 1

HOME

0- 3

1- 3

0- 8

0- 0

0- 1

AWAY

0- 4

0- 3

0- 0

0- 0

0- 0

NEUTRAL

0- 0

0- 0

RPI 1-50

RPI	S	Opponent	Score
8	A	Texas	49 85
45	A	Arkansas	67 73

RPI 51-100

RPI	S	Opponent	Score
60	A	Northwestern St.	71 89
60	H	Northwestern St.	71 76

RPI 101-200

RPI	S	Opponent	Score
112	A	Sam Houston St.	61 75
112	H	Sam Houston St.	70 80
162	A	Utah	59 74
189	A	Southeastern La.	46 66
189	H	Southeastern La.	60 68
192	A	Lamar	71 83
192	H	Lamar	58 83
198	A	Texas-Arlington	64 83

RPI 201+

Team's RPI: 328

RPI	S	Opponent	Score
204	H	McNeese St.	58 69
216	A	Ark.-Little Rock	54 73
241	A	Stephen F. Austin	59 70
241	H	Stephen F. Austin	55 59
257	H	UTSA	85 68
259	A	La.-Monroe	75 80
268	H	Southern Methodist	67 78
279	A	Utah Valley St.	45 77
294	A	Nicholls St.	67 86
294	H	Nicholls St.	66 69
330	A	Tex.-Pan American	58 57
330	H	Tex.-Pan American	62 79

LAST 10 Division I GAMES:

294	A	Nicholls St.	67 86	189	A	Southeastern La.	46 66
60	H	Northwestern St.	71 76	204	H	McNeese St.	58 69
241	A	Stephen F. Austin	59 70	192	A	Lamar	71 83
112	A	Sam Houston St.	61 75	294	H	Nicholls St.	66 69
257	H	UTSA	85 68	189	H	Southeastern La.	60 68

Non-Div I Games: St. Edward's

70 81

Texas-Tyler

84 71

Tex. Permian Basin

75

Texas St.

Loss, Non-Conf, S Site, H Home A Away N Neutral

Average RPI Win: 171

Average RPI Loss: 57

WON-LOST
RECORDWINNING
PCT. RANKLAST 10
GAMESSTRENGTH OF
SCHEDULEOPP. STRENGTH
OF SCHEDULETEAM
RPICONF.
RPI

DIV. I ONLY

15- 17

178

3- 7

84

30

136

5

DIV. I NON-CONF.

8- 6

131

0- 0

229

71

148

8

TOTALS

RPI 1-50

RPI 51-100

W-L RECORDS

RPI 101-200

RPI 201+

15- 17 0- 10

5- 5

OVERALL

5- 2

5- 0

12- 4 0- 3

3- 1

HOME

4- 0

5- 0

2- 9 0- 4

2- 3

AWAY

0- 2

0- 0

1- 4 0- 3

0- 1

NEUTRAL

1- 0

0- 0

8- 6 0- 2

2- 3

NON-CONFERENCE

1- 1

5- 0

7- 1 0- 0

1- 1

HOME

1- 0

5- 0

1- 2 0- 0

1- 1

AWAY

0- 1

0- 0

0- 3 0- 2

0- 1

NEUTRAL

0- 0

0- 0

7- 11 0- 8

3- 2

CONFERENCE

4- 1

0- 0

5- 3 0- 3

2- 0

HOME

3- 0

0- 0

1- 7 0- 4

1- 2

AWAY

0- 1

0- 0

1- 1 0- 1

0- 0

NEUTRAL

1- 0

0- 0

RPI 1-50

RPI 51-100

RPI 101-200

Team's RPI: 136

RPI 201+

RPI	S	Opponent	Score
8	A	Texas	46 80
8	H	Texas	44 65
8	N	Texas	70 77
16	A	Oklahoma	48 60
16	H	Oklahoma	70 71
17	N	Syracuse	46 81
20	A	Kansas	52 86
44	A	Texas A&M	55 63
44	H	Texas A&M	59 75
45	N	Arkansas	65 78

RPI	S	Opponent	Score
59	A	Colorado	64 66
68	H	Louisiana Tech	53 68
76	H	UTEP	61 60
85	N	Wake Forest	73 78
89	A	Oklahoma St.	63 74
89	H	Oklahoma St.	92 90
92	A	UNLV	73 84
93	H	Iowa St.	76 73
96	A	Nebraska	70 64
97	A	New Mexico St.	69 63

RPI	S	Opponent	Score
110	H	Kansas St.	70 56
110	N	Kansas St.	73 65
139	H	Missouri	73 55
159	H	Ga. Southern	74 61
167	A	Baylor	66 77
167	H	Baylor	79 61
185	A	San Francisco	72 90

RPI	S	Opponent	Score
220	H	Furman	83 74
269	H	San Jose St.	88 54
287	H	TCU	81 54
321	H	Morehead St.	76 42
330	H	Texas-Pan American	103 50

LAST 10 Division I GAMES:

8	N	Texas	70 77	16	H	Oklahoma	70 71
110	N	Kansas St.	73 65	96	A	Nebraska	70 64
44	H	Texas A&M	59 75	110	H	Kansas St.	70 56
167	A	Baylor	66 77	59	A	Colorado	64 66
89	A	Oklahoma St.	63 74	8	H	Texas	44 65

T
e
x
a
s
T
e
c
hT
e
x
a
s
T
e
c
h

Non-Div I Games:

Texas Tech

■ Loss,
 ■ Non-Conf, S Site,
 ■ Home
 ■ Away
 N Neutral

Average RPI Win: 219
Average RPI Loss: 151

WON-LOST
RECORD

WINNING
PCT. RANK

LAST 10
GAMES

STRENGTH OF
SCHEDULE

OPP. STRENGTH
OF SCHEDULE

TEAM
RPI

CONF.
RPI

DIV. I ONLY
DIV. I NON-CONF.

10- 16
3- 6

246
229

3- 7
0- 0

163
114

231
90

198
190

22
21

TOTALS

RPI 1-50

RPI 51-100

W-L RECORDS

RPI 101-200

RPI 201+

10- 16

0- 1

0- 4

OVERALL

5- 6

5- 5

5- 3

0- 0

0- 1

HOME

2- 1

3- 1

3- 11

0- 1

0- 2

AWAY

1- 5

2- 3

2- 2

0- 0

0- 1

NEUTRAL

2- 0

0- 1

3- 6

0- 1

0- 2

NON-CONFERENCE

3- 1

0- 2

0- 0

0- 0

0- 0

HOME

0- 0

0- 0

1- 4

0- 1

0- 1

AWAY

1- 1

0- 1

2- 2

0- 0

0- 1

NEUTRAL

2- 0

0- 1

7- 10

0- 0

0- 2

CONFERENCE

2- 5

5- 3

5- 3

0- 0

0- 1

HOME

2- 1

3- 1

2- 7

0- 0

0- 1

AWAY

0- 4

2- 2

0- 0

0- 0

0- 0

NEUTRAL

0- 0

0- 0

RPI 1-50

RPI 51-100

RPI 101-200 Team's RPI: 198

RPI 201+

RPI S Opponent Score
8 A Texas 55 93

RPI S Opponent Score
60 A Northwestern St. 79 82
60 H Northwestern St. 67 79
78 N Miami (Fla.) 65 76
89 A Oklahoma St. 65 74

RPI S Opponent Score
112 A Sam Houston St. 81 91
112 A Sam Houston St. 84 86
112 H Sam Houston St. 76 80
117 N Northern Ariz. 68 59
120 A New Mexico 51 63
141 A San Diego 94 91
189 A Southeastern La. 62 71
189 H Southeastern La. 71 63
192 A Lamar 89 93
192 H Lamar 75 73
193 N Radford 83 66

RPI S Opponent Score
204 A McNeese St. 63 66
204 H McNeese St. 71 62
241 A Stephen F. Austin 65 59
257 H UTSA 71 74
259 A La.-Monroe 66 80
280 N UNC Greensboro 49 61
287 A TCU 63 71
294 A Nicholls St. 78 63
294 H Nicholls St. 82 54
328 H Texas St. 83 64

LAST 10 Division I GAMES:

112 A Sam Houston St. 84 86
204 H McNeese St. 71 62
112 H Sam Houston St. 76 80
189 A Southeastern La. 62 71
294 A Nicholls St. 78 63
192 H Lamar 75 73
257 H UTSA 71 74
60 A Northwestern St. 79 82
259 A La.-Monroe 66 80
204 A McNeese St. 63 66

Non-Div I Games: Texas Wesleyan 78 64 Texas-Dallas 84 74 Texas-Tyler 87 72 Tex. Permian Basin 79 65 Texas-Arlington

Loss, Non-Conf, S Site, H Home A Away N Neutral

Average RPI Win: 227		WON-LOST	WINNING	LAST 10	STRENGTH OF	OPP. STRENGTH	TEAM	CONF.
Average RPI Loss: 129		RECORD	PCT. RANK	GAMES	SCHEDULE	OF SCHEDULE	RPI	RPI
DIV. I ONLY	19- 11	80	8- 2	267	187	148	16	
DIV. I NON-CONF.	6- 2	61	0- 1	315	280	155	17	
TOTALS	RPI 1-50	RPI 51-100	W-L RECORDS	RPI 101-200	RPI 201+			
19- 11	1- 2	1- 4	OVERALL	5- 3	12- 2			
13- 2	1- 0	0- 1	HOME	3- 1	9- 0			
4- 8	0- 1	0- 3	AWAY	1- 2	3- 2			
2- 1	0- 1	1- 0	NEUTRAL	1- 0	0- 0			
6- 2	0- 0	0- 1	NON-CONFERENCE	1- 1	5- 0			
5- 0	0- 0	0- 0	HOME	1- 0	4- 0			
1- 2	0- 0	0- 1	AWAY	0- 1	1- 0			
0- 0	0- 0	0- 0	NEUTRAL	0- 0	0- 0			
13- 9	1- 2	1- 3	CONFERENCE	4- 2	7- 2			
8- 2	1- 0	0- 1	HOME	2- 1	5- 0			
3- 6	0- 1	0- 2	AWAY	1- 1	2- 2			
2- 1	0- 1	1- 0	NEUTRAL	1- 0	0- 0			
RPI S Opponent	RPI 1-50 Score	RPI S Opponent	RPI 51-100 Score	RPI S Opponent	RPI 101-200 Score	Team's RPI: 148	RPI S Opponent	RPI 201+ Score
48 A Kent St.	68 76	62 A South Carolina	73 85	127 A Northern Ill.	67 66		254 A Ball St.	56 69
48 H Kent St.	60 44	70 A Akron	58 75	127 H Northern Ill.	69 73		254 H Ball St.	81 54
48 N Kent St.	66 71	70 N Akron	77 69	127 N Northern Ill.	78 77		256 A Bowling Green	52 59
		84 A Miami (Ohio)	49 58	130 H Buffalo	73 70		256 H Bowling Green	72 64
		99 H Ohio	68 71	178 A Detroit	63 65		256 H Bowling Green	77 52
				179 H Wright St.	64 53		268 A Southern Methodist	72 60
				195 A Western Mich.	53 57		285 H Oakland	64 61
				195 H Western Mich.	81 58		290 H St. Bonaventure	83 68
							291 H IPFW	85 65
							300 H East Caro.	73 62
							306 A Eastern Mich.	70 59
							306 H Eastern Mich.	88 58
							315 A Central Mich.	66 64
							315 H Central Mich.	78 62
LAST 10 Division I GAMES:								
48 N Kent St.	66 71	195 H Western Mich.	81 58					
70 N Akron	77 69	254 H Ball St.	81 54					
127 N Northern Ill.	78 77	306 A Eastern Mich.	70 59					
256 H Bowling Green	77 52	178 A Detroit	63 65					
315 A Central Mich.	66 64	256 H Bowling Green	72 64					

Non-Div I Games: Ferris St. 67 55

Toledo

Average RPI Win: 208
Average RPI Loss: 143

WON-LOST
RECORD

WINNING
PCT. RANK

LAST 10
GAMES

STRENGTH OF
SCHEDULE

OPP. STRENGTH
OF SCHEDULE

TEAM
RPI

CONF.
RPI

DIV. I ONLY
DIV. I NON-CONF.

12- 16
4- 5

215
187

3- 7
0- 0

227
284

143
302

221
255

10
12

TOTALS

RPI 1-50

RPI 51-100

W-L RECORDS

RPI 101-200

RPI 201+

12- 16

1- 4

1- 4

OVERALL

3- 2

7- 6

7- 6

1- 0

1- 2

HOME

1- 1

4- 3

5- 8

0- 3

0- 2

AWAY

2- 1

3- 2

0- 2

0- 1

0- 0

NEUTRAL

0- 0

0- 1

4- 5

0- 1

0- 0

NON-CONFERENCE

2- 1

2- 3

2- 2

0- 0

0- 0

HOME

0- 1

2- 1

2- 2

0- 0

0- 0

AWAY

2- 0

0- 2

0- 1

0- 1

0- 0

NEUTRAL

0- 0

0- 0

8- 11

1- 3

1- 4

CONFERENCE

1- 1

5- 3

5- 4

1- 0

1- 2

HOME

1- 0

2- 2

3- 6

0- 3

0- 2

AWAY

0- 1

3- 0

0- 1

0- 0

0- 0

NEUTRAL

0- 0

0- 1

RPI 1-50

RPI 51-100

RPI 101-200

RPI 201+

Team's RPI: 221

RPI	S	Opponent	Score
17	N	Syracuse	52 86
26	A	George Mason	53 65
28	A	UNC Wi l m i n g t o n	46 78
30	A	Hofstra	70 82
30	H	Hofstra	94 91

RPI	S	Opponent	Score
69	H	Ol d D o m i n i o n	71 85
81	A	Va. C o m m o n w e a l t h	75 81
81	H	Va. C o m m o n w e a l t h	59 57
90	A	N o r t h e a s t e r n	67 89
90	H	N o r t h e a s t e r n	70 86

RPI	S	Opponent	Score
129	A	Drexel	61 69
129	H	Drexel	84 80
150	A	Lehi gh	69 66
171	H	Loyol a (M d .)	67 80
188	A	Col . of Charl eston	86 75

RPI	S	Opponent	Score
206	A	Ameri can	70 74
237	A	Del aware	96 92
237	H	Del aware	61 76
244	A	Georgi a St.	70 69
244	H	Georgi a St.	66 62
244	N	N Georgi a St.	64 72
251	A	Norfol k St.	49 78
266	H	William & Mary	76 45
295	H	UMBC	60 55
299	A	James Madi son	99 84
299	H	James Madi son	68 76
318	H	VMI	78 80
329	H	Morgan St.	71 66

LAST 10 Div I GAMES:

244	N	Georgi a St.	64 72	299	H	James Madi son	68 76
90	H	Northeastern	70 86	129	H	Drexel	84 80
244	A	Georgi a St.	70 69	81	A	Va. C o m m o n w e a l t h	75 81
81	H	Va. C o m m o n w e a l t h	59 57	237	H	Del aware	61 76
26	A	George Mason	53 65	30	A	Hofstra	70 82

Towson

Towson

Non-Di v I Games:

Towson

Loss, Non-Conf, S Site, H Home A Away N Neutral

Average RPI Win: 195
Average RPI Loss: 183

WON-LOST
RECORD

WINNING
PCT. RANK

LAST 10
GAMES

STRENGTH OF
SCHEDULE

OPP. STRENGTH
OF SCHEDULE

TEAM
RPI

CONF.
RPI

DIV. I ONLY	11- 15	223	4- 6	268	178	241	18
DIV. I NON-CONF.	4- 5	187	0- 0	308	248	269	16

TOTALS	RPI 1-50	RPI 51-100	W-L RECORDS	RPI 101-200	RPI 201+
11- 15	0- 0	1- 3	OVERALL	4- 6	6- 6
6- 4	0- 0	1- 1	HOME	3- 1	2- 2
2- 10	0- 0	0- 2	AWAY	1- 4	1- 4
3- 1	0- 0	0- 0	NEUTRAL	0- 1	3- 0
4- 5	0- 0	0- 1	NON-CONFERENCE	0- 2	4- 2
1- 1	0- 0	0- 0	HOME	0- 0	1- 1
1- 4	0- 0	0- 1	AWAY	0- 2	1- 1
2- 0	0- 0	0- 0	NEUTRAL	0- 0	2- 0
7- 10	0- 0	1- 2	CONFERENCE	4- 4	2- 4
5- 3	0- 0	1- 1	HOME	3- 1	1- 1
1- 6	0- 0	0- 1	AWAY	1- 2	0- 3
1- 1	0- 0	0- 0	NEUTRAL	0- 1	1- 0

RPI S	RPI 1-50	Opponent	Score	RPI S	RPI 51-100	Opponent	Score	RPI S	RPI 101-200	Opponent	Score	RPI S	RPI 201+	Team's RPI: 241	Opponent	Score
55	H	Western Ky.	76 49	113	A	Mississippi St.	77 88	202	N	Niagara	87 71					
66	A	South Ala.	84 88	114	H	Middle Tenn.	70 57	216	H	Ark.-Little Rock	66 73					
66	H	South Ala.	52 66	140	A	La.-Lafayette	73 50	229	A	Arkansas St.	68 91					
80	A	Xavier	54 78	140	H	La.-Lafayette	75 73	229	N	Arkansas St.	107 83					
				140	N	La.-Lafayette	59 62	252	A	New Orleans	75 79					
				173	A	Denver	61 69	252	H	New Orleans	62 58					
				173	H	Denver	79 68	256	H	Bowling Green	52 60					
				189	A	Southeastern La.	68 71	260	N	Quinnipiac	94 83					
				200	A	North Texas	77 84	272	H	Alabama St.	71 53					
				200	H	North Texas	69 81	277	A	Florida Int'l	68 71					
								289	A	Columbia	71 73					
								308	A	Duquesne	78 72					
LAST 10 Division I GAMES:																
140	N	La.-Lafayette	59 62	66	H	South Ala.	52 66									
229	N	Arkansas St.	107 83	140	H	La.-Lafayette	75 73									
173	H	Denver	79 68	252	H	New Orleans	62 58									
200	H	North Texas	69 81	216	H	Ark.-Little Rock	66 73									
277	A	Florida Int'l	68 71	229	A	Arkansas St.	68 91									

Non-Div I Games: Stillman

87 66

Belhaven

95 51

Oakwood

111 72

Troy

Loss, Non-Conf, S Site, H Home A Away N Neutral

Average RPI Win: 261
Average RPI Loss: 118

WON-LOST
RECORD

WINNING
PCT. RANK

LAST 10
GAMES

STRENGTH OF
SCHEDULE

OPP. STRENGTH
OF SCHEDULE

TEAM
RPI

CONF.
RPI

DIV. I ONLY
DIV. I NON-CONF.

11- 16
4- 7

231
217

4- 5
0- 0

234
278

105
95

217
264

13
13

TOTALS

RPI 1-50

RPI 51-100

W-L RECORDS

RPI 101-200

RPI 201+

11- 16

0- 5

0- 4

OVERALL

0- 2

11- 5

6- 3

0- 1

0- 1

HOME

0- 0

6- 1

2- 11

0- 4

0- 3

AWAY

0- 1

2- 3

3- 2

0- 0

0- 0

NEUTRAL

0- 1

3- 1

4- 7

0- 2

0- 2

NON-CONFERENCE

0- 1

4- 2

2- 0

0- 0

0- 0

HOME

0- 0

2- 0

0- 5

0- 2

0- 2

AWAY

0- 0

0- 1

2- 2

0- 0

0- 0

NEUTRAL

0- 1

2- 1

7- 9

0- 3

0- 2

CONFERENCE

0- 1

7- 3

4- 3

0- 1

0- 1

HOME

0- 0

4- 1

2- 6

0- 2

0- 1

AWAY

0- 1

2- 2

1- 0

0- 0

0- 0

NEUTRAL

0- 0

1- 0

RPI	S	Opponent	Score
4	A	Memphis	56 75
4	H	Memphis	65 105
13	A	LSU	58 75
32	A	UAB	82 87
44	A	Texas A&M	57 83

RPI	S	Opponent	Score
54	H	Houston	57 82
58	A	Seton Hall	64 83
76	A	UTEP	47 75
82	A	Butler	61 82

RPI	S	Opponent	Score
182	N	Valparaiso	72 79
190	A	UCF	51 72

RPI	S	Opponent	Score
203	A	Tulsa	59 63
205	H	Richmond	64 41
218	A	Rice	70 53
218	H	Rice	57 60
228	N	Fairfield	68 80
231	H	Marshall	61 36
231	N	Marshall	64 58
246	A	Southern Miss.	55 67
246	H	Southern Miss.	50 47
252	A	New Orleans	49 50
252	N	New Orleans	77 66
268	H	Southern Methodist	59 56
287	N	TCU	56 52
300	A	East Caro.	66 53
300	H	East Caro.	60 52
333	H	Savannah St.	78 60

LAST 10 Division I GAMES:

4	A	Memphis	56 75	4	H	Memphis	65 105
231	N	Marshall	64 58	32	A	UAB	82 87
203	A	Tulsa	59 63	190	A	UCF	51 72
246	H	Southern Miss.	50 47	231	H	Marshall	61 36
300	A	East Caro.	66 53	268	H	Southern Methodist	59 56

Non-Div I Games: St. Edward's 83 **91** Loyola (La.) 87 41

Tulane

Loss, **Non-Conf**, **S Site**, **H Home** **A Away** **N Neutral**

Average RPI Win: 223
Average RPI Loss: 142

WON-LOST
RECORD

WINNING
PCT. RANK

LAST 10
GAMES

STRENGTH OF
SCHEDULE

OPP. STRENGTH
OF SCHEDULE

TEAM
RPI

CONF.
RPI

DIV. I ONLY
DIV. I NON-CONF.

10- 17
4- 8

252
229

4- 6
0- 0

127
130

204
326

203
233

13
13

TOTALS

RPI 1-50

RPI 51-100

W-L RECORDS

RPI 101-200

RPI 201+

10- 17

0- 4

0- 4

OVERALL

2- 4

7- 5

7- 5

0- 2

0- 1

HOME

1- 1

5- 1

3- 11

0- 2

0- 3

AWAY

1- 3

2- 3

0- 1

0- 0

0- 0

NEUTRAL

0- 0

0- 1

4- 8

0- 1

0- 1

NON-CONFERENCE

2- 3

1- 3

2- 3

0- 1

0- 0

HOME

1- 1

0- 1

2- 5

0- 0

0- 1

AWAY

1- 2

1- 2

0- 0

0- 0

0- 0

NEUTRAL

0- 0

0- 0

6- 9

0- 3

0- 3

CONFERENCE

0- 1

6- 2

5- 2

0- 1

0- 1

HOME

0- 0

5- 0

1- 6

0- 2

0- 2

AWAY

0- 1

1- 1

0- 1

0- 0

0- 0

NEUTRAL

0- 0

0- 1

RPI	S	Opponent	Score
4	A	Memphis	67 78
4	H	Memphis	61 84
16	H	Oklahoma	53 62
32	A	UAB	54 84

RPI	S	Opponent	Score
54	A	Houston	46 73
67	A	Brigham Young	49 68
76	A	UTEP	45 49
76	H	UTEP	62 69

RPI	S	Opponent	Score
117	A	Northern Ariz.	63 58
131	A	Oral Roberts	52 68
132	H	Southern U.	60 48
190	A	UCF	44 45
192	A	Lamar	78 86
200	H	North Texas	61 67

RPI	S	Opponent	Score
201	H	Tex. A&M-Corp. Chris	73 67
217	H	Tulane	63 59
218	H	Rice	80 73
231	H	Marshall	66 57
241	H	Stephen F. Austin	72 82
246	H	Southern Miss.	72 63
246	N	Southern Miss.	61 66
268	A	Southern Methodist	55 51
268	H	Southern Methodist	73 56
283	A	Cal St. Northridge	71 77
300	A	East Caro.	45 59
306	A	Eastern Mich.	62 67
330	A	Tex. -Pan American	70 66

LAST 10 Division I GAMES:

246	N	Southern Miss.	61 66	54	A	Houston	46 73
217	H	Tulane	63 59	218	H	Rice	80 73
76	A	UTEP	45 49	268	A	Southern Methodist	55 51
4	A	Memphis	67 78	76	H	UTEP	62 69
268	H	Southern Methodist	73 56	4	H	Memphis	61 84

Non-Div I Games: Southern Ark. 56 51

Tulsa

Loss, Non-Conf, S Site, H Home A Away N Neutral

Average RPI Win: 187
Average RPI Loss: 51

WON-LOST
RECORD

WINNING
PCT. RANK

LAST 10
GAMES

STRENGTH OF
SCHEDULE

OPP. STRENGTH
OF SCHEDULE

TEAM
RPI

CONF.
RPI

DIV. I ONLY
DIV. I NON-CONF.

23- 6
9- 3

16
61

8- 2
0- 1

123
175

100
46

32
76

13
13

TOTALS

RPI 1-50

RPI 51-100

W-L RECORDS

RPI 101-200

RPI 201+

23- 6

1- 3

6- 4

OVERALL

2- 0

14- 0

13- 1

1- 0

4- 1

HOME

0- 0

8- 0

7- 5

0- 2

1- 3

AWAY

1- 0

5- 0

3- 1

0- 1

1- 0

NEUTRAL

1- 0

1- 0

9- 3

0- 1

4- 3

NON-CONFERENCE

1- 0

4- 0

6- 1

0- 0

3- 1

HOME

0- 0

3- 0

2- 2

0- 0

1- 2

AWAY

0- 0

1- 0

1- 1

0- 1

0- 0

NEUTRAL

1- 0

0- 0

14- 3

1- 2

2- 1

CONFERENCE

1- 0

10- 0

7- 0

1- 0

1- 0

HOME

0- 0

5- 0

5- 3

0- 2

0- 1

AWAY

1- 0

4- 0

2- 0

0- 0

1- 0

NEUTRAL

0- 0

1- 0

RPI 1-50

Team's RPI: 32

RPI S Opponent

Score

4 A Memphis 66 73
4 A Memphis 46 57
4 H Memphis 80 74
41 N Kentucky 64 69

RPI 51-100

RPI S Opponent

Score

54 H Houston 82 79
55 H Western Ky. 76 92
69 H Old Dominion 85 57
76 A UTEP 37 65
76 N UTEP 63 60
81 H Va. Commonwealth 68 62
83 A Minnesota 68 69
89 H Oklahoma St. 90 71
91 A DePaul 66 70
96 A Nebraska 73 72

RPI 101-200

RPI S Opponent

Score

126 N Massachusetts 86 77
190 A UCF 75 68

RPI 201+

RPI S Opponent

Score

203 H Tulsa 84 54
217 H Tulane 87 82
218 A Rice 75 68
222 H South Carolina St. 79 48
231 A Marshall 76 64
231 H Marshall 82 61
236 A South Fla. 59 47
246 A Southern Miss. 87 50
246 H Southern Miss. 87 73
268 A Southern Methodist 73 68
268 N Southern Methodist 69 55
300 H East Caro. 72 64
302 H Alcorn St. 81 59
325 H Centenary (La.) 72 58

LAST 10 Division I GAMES:

41 N Kentucky 64 69
4 A Memphis 46 57
76 N UTEP 63 60
268 N Southern Methodist 69 55
231 H Marshall 82 61
4 H Memphis 80 74
268 A Southern Methodist 73 68
246 A Southern Miss. 87 50
217 H Tulane 87 82
300 H East Caro. 72 64

U
A
BU
A
B

Non-Div I Games: Valdosta St. 98 69

UAB

Loss, Non-Conf, S Site, H Home A Away N Neutral

UC Davis

Through Games Of Sunday, March 12, 2006

Average RPI Win: 234

Average RPI Loss: 187

WON-LOST RECORD

WINNING PCT. RANK

LAST 10 GAMES

STRENGTH OF SCHEDULE

OPP. STRENGTH OF SCHEDULE

TEAM RPI

CONF. RPI

DIV. I ONLY

DIV. I NON-CONF.

7- 20

6- 19

293

276

3- 7

2- 7

206

192

295

316

295

281

32

32

TOTALS

RPI 1-50

RPI 51-100

W-L RECORDS

RPI 101-200

RPI 201+

7- 20

0- 1

1- 3

OVERALL

2- 5

4- 10

4- 8

0- 0

1- 1

HOME

0- 3

3- 4

2- 11

0- 1

0- 2

AWAY

1- 2

1- 6

1- 1

0- 0

0- 0

NEUTRAL

1- 0

0- 0

6- 19

0- 1

1- 3

NON-CONFERENCE

2- 5

3- 10

3- 8

0- 0

1- 1

HOME

0- 3

2- 4

2- 11

0- 1

0- 2

AWAY

1- 2

1- 6

1- 0

0- 0

0- 0

NEUTRAL

1- 0

0- 0

1- 1

0- 0

0- 0

CONFERENCE

0- 0

1- 0

1- 0

0- 0

0- 0

HOME

0- 0

1- 0

0- 0

0- 0

0- 0

AWAY

0- 0

0- 0

0- 1

0- 0

0- 0

NEUTRAL

0- 0

0- 0

RPI 1-50

RPI 51-100

RPI 101-200

RPI 201+ Team's RPI: 295

RPI S Opponent Score

RPI S Opponent Score

RPI S Opponent Score

RPI S Opponent Score

19 A Nevada 51 78

71 A Louisville 58 81

86 H Stanford 64 58

88 A Pacific 56 67

88 H Pacific 51 84

117 A Northern Ariz. 50 78

153 A Long Beach St. 48 77

153 H Long Beach St. 92 96

154 H Sacramento St. 67 72

168 A UC Irvine 66 63

168 H UC Irvine 68 82

189 N Southeastern La. 69 64

201 N Tex. A&M-Corp. 53 64

210 H Idaho St. 68 75

214 A Harvard 56 69

219 A UC Santa Barb. 54 73

219 H UC Santa Barb. 50 64

234 A Cal St. Fullerton 63 81

234 H Cal St. Fullerton 92 94

278 A Cal Poly 83 70

278 H Cal Poly 65 52

283 A Cal St. Northridge 60 70

283 H Cal St. Northridge 69 75

311 A Dartmouth 61 66

312 A UC Riverside 87 94

312 H UC Riverside 75 69

327 H Northern Colo. 86 73

LAST 10 Division I GAMES:

312 A UC Riverside 87 94

234 A Cal St. Fullerton 63 81

153 H Long Beach St. 92 96

168 H UC Irvine 68 82

283 H Cal St. Northridge 69 75

327 H Northern Colo. 86 73

278 A Cal Poly 83 70

219 A UC Santa Barb. 54 73

234 H Cal St. Fullerton 92 94

312 H UC Riverside 75 69

Non-Div I Games: Bethany (Cal.) 81 63

UC Davis

Loss, Non-Conf, S Site, H Home A Away N Neutral

Page 289

Non-Div I Games: Bethany (Cal.) 81 63

UC Davis

Average RPI Win:	231	WON-LOST	WINNING	LAST 10	STRENGTH OF	OPP. STRENGTH	TEAM	CONF.
Average RPI Loss:	168	RECORD	PCT. RANK	GAMES	SCHEDULE	OF SCHEDULE	RPI	RPI

DIV. I ONLY	16- 11	105	5- 5	252	239	168	23
DIV. I NON-CONF.	6- 6	156	2- 0	286	139	215	28

TOTALS	RPI 1-50	RPI 51-100	W-L RECORDS	RPI 101-200	RPI 201+
16- 11	0- 1	2- 2	OVERALL	3- 4	11- 4
7- 5	0- 0	1- 0	HOME	2- 2	4- 3
8- 4	0- 0	1- 2	AWAY	1- 1	6- 1
1- 2	0- 1	0- 0	NEUTRAL	0- 1	1- 0
6- 6	0- 1	1- 1	NON-CONFERENCE	2- 2	3- 2
3- 2	0- 0	0- 0	HOME	2- 1	1- 1
2- 3	0- 0	1- 1	AWAY	0- 1	1- 1
1- 1	0- 1	0- 0	NEUTRAL	0- 0	1- 0
10- 5	0- 0	1- 1	CONFERENCE	1- 2	8- 2
4- 3	0- 0	1- 0	HOME	0- 1	3- 2
6- 1	0- 0	0- 1	AWAY	1- 0	5- 0
0- 1	0- 0	0- 0	NEUTRAL	0- 1	0- 0

RPI S	Opponent	Score
26 N	George Mason	56 79

RPI S	Opponent	Score
59 A	Col orado	80 96
86 A	Stanford	79 63
88 A	Paci fi c	52 64
88 H	Paci fi c	70 61

RPI S	Opponent	Score
138 H	Loyol a (I l l .)	72 74
153 A	Long Beach St.	73 67
153 H	Long Beach St.	73 93
153 N	Long Beach St.	73 75
176 H	Drake	70 67
184 H	Santa Clara	78 70
186 A	Wi s. -Green Bay	65 77

RPI S	Opponent	Score
219 A	UC Santa Barb.	70 66
219 H	UC Santa Barb.	59 60
234 A	Cal St. Fullerton	67 59
234 H	Cal St. Fullerton	83 68
248 A	Pepperdi ne	76 79
269 H	San Jose St.	68 58
278 A	Cal Pol y	69 67
278 H	Cal Pol y	58 61
283 A	Cal St. Northridge	74 57
283 H	Cal St. Northridge	76 62
295 A	UC Davi s	82 68
295 H	UC Davi s	63 66
297	N Mi ssi ssi ppi Val .	94 40
312 A	UC Ri versi de	71 61
312 H	UC Ri versi de	63 37

LAST 10 Div sion I GAMES:

153 N	Long Beach St.	73 75	278 H	Cal Pol y	58 61
153 H	Long Beach St.	73 93	219 H	UC Santa Barb.	59 60
295 A	UC Davi s	82 68	283 A	Cal St. Northridge	74 57
176 H	Drake	70 67	88 A	Paci fi c	52 64
312 H	UC Ri versi de	63 37	153 A	Long Beach St.	73 67

Non-Div I Games: Cal St. Stanisla90 91 Ark. -Monticello 64 81

UC Irvine

Average RPI Win: 230
Average RPI Loss: 192

WON-LOST
RECORD

WINNING
PCT. RANK

LAST 10
GAMES

STRENGTH OF
SCHEDULE

OPP. STRENGTH
OF SCHEDULE

TEAM
RPI

CONF.
RPI

DIV. I ONLY	5- 22	315	3- 7	232	279	312	23
DIV. I NON-CONF.	2- 10	296	2- 0	282	247	317	28

TOTALS	RPI 1-50	RPI 51-100	W-L RECORDS	RPI 101-200	RPI 201+
5- 22	0- 0	1- 2	OVERALL	0- 10	4- 10
3- 9	0- 0	0- 2	HOME	0- 4	3- 3
2- 11	0- 0	1- 0	AWAY	0- 6	1- 5
0- 2	0- 0	0- 0	NEUTRAL	0- 0	0- 2
2- 10	0- 0	0- 1	NON-CONFERENCE	0- 6	2- 3
2- 3	0- 0	0- 1	HOME	0- 2	2- 0
0- 6	0- 0	0- 0	AWAY	0- 4	0- 2
0- 1	0- 0	0- 0	NEUTRAL	0- 0	0- 1
3- 12	0- 0	1- 1	CONFERENCE	0- 4	2- 7
1- 6	0- 0	0- 1	HOME	0- 2	1- 3
2- 5	0- 0	1- 0	AWAY	0- 2	1- 3
0- 1	0- 0	0- 0	NEUTRAL	0- 0	0- 1

RPI 1-50				RPI 51-100				RPI 101-200				RPI 201+				Team's RPI : 312	
RPI	S	Opponent	Score	RPI	S	Opponent	Score	RPI	S	Opponent	Score	RPI	S	Opponent	Score		
61	H	Montana	67 77	118	A	Southern Cal i forni a	48 81	209	N	Boston U.	69 80						
88	A	Paci fi c	83 71					219	A	UC Santa Barb.	71 81						
88	H	Paci fi c	58 95	141	A	San Diego	67 94	219	H	UC Santa Barb.	81 78						
				141	H	San Diego	65 82	219	N	UC Santa Barb.	44 76						
				142	H	Eastern Wash.	70 85	234	A	Cal St. Fullerton	78 73						
				153	A	Long Beach St.	76 82	234	H	Cal St. Fullerton	79 90						
				153	H	Long Beach St.	70 82	238	A	Portland	74 92						
				166	A	Washi ngton St.	55 86	278	A	Cal Poly	55 59						
				168	A	UC Ir vine	37 63	278	H	Cal Poly	55 66						
				168	H	UC Ir vine	61 71	283	A	Cal St. Northrid ge	62 76						
				184	A	Santa Clara	61 63	283	H	Cal St. Northrid ge	56 74						
								295	A	UC Davi s	69 75						
								295	H	UC Davi s	94 87						
								313	H	Southeast Mo. St.	69 61						
LAST 10 Division I GAMES:																	
219	N	UC Santa Barb.	44 76	313	H	Southeast Mo. St.	69 61										
295	H	UC Davi s	94 87	168	A	UC Ir vine	37 63										
153	A	Long Beach St.	76 82	88	H	Paci fi c	58 95										
219	A	UC Santa Barb.	71 81	283	H	Cal St. Northrid ge	56 74										
278	A	Cal Poly	55 59	234	A	Cal St. Fullerton	78 73										

Non-Div I Games: Puget Sound

111 115

UC Riverside

Loss, Non-Conf, S Site, H Home A Away N Neutral

Average RPI Win: 238
Average RPI Loss: 177

WON-LOST
RECORD

WINNING
PCT. RANK

LAST 10
GAMES

STRENGTH OF
SCHEDULE

OPP. STRENGTH
OF SCHEDULE

TEAM
RPI

CONF.
RPI

DIV. I ONLY	14- 14	161	7- 3	293	215	219	23
DIV. I NON-CONF.	7- 5	118	1- 0	277	67	162	28

TOTALS	RPI 1-50	RPI 51-100	W-L RECORDS	RPI 101-200	RPI 201+
14- 14	0- 1	0- 3	OVERALL	5- 4	9- 6
8- 4	0- 0	0- 1	HOME	3- 1	5- 2
5- 9	0- 1	0- 2	AWAY	2- 3	3- 3
1- 1	0- 0	0- 0	NEUTRAL	0- 0	1- 1
7- 5	0- 1	0- 1	NON-CONFERENCE	2- 3	5- 0
5- 0	0- 0	0- 0	HOME	2- 0	3- 0
2- 5	0- 1	0- 1	AWAY	0- 3	2- 0
0- 0	0- 0	0- 0	NEUTRAL	0- 0	0- 0
7- 9	0- 0	0- 2	CONFERENCE	3- 1	4- 6
3- 4	0- 0	0- 1	HOME	1- 1	2- 2
3- 4	0- 0	0- 1	AWAY	2- 0	1- 3
1- 1	0- 0	0- 0	NEUTRAL	0- 0	1- 1

RPI S	Opponent	Score
12 A	North Carolina	66 83

RPI S	Opponent	Score
56 A	San Diego St.	54 66
88 A	Pacific	36 64
88 H	Pacific	53 65

RPI S	Opponent	Score
124 A	Fresno St.	76 79
141 H	San Diego	67 65
149 A	Loyola Marymount	60 77
153 A	Long Beach St.	81 78
153 H	Long Beach St.	77 74
168 A	UC Irvine	60 59
168 H	UC Irvine	66 70
180 A	Arizona St.	57 73
185 H	San Francisco	82 59

RPI S	Opponent	Score
234 A	Cal St. Fullerton	59 73
234 H	Cal St. Fullerton	76 80
238 H	Portland	76 53
248 H	Pepperdine	65 56
269 A	San Jose St.	76 72
278 A	Cal Poly	62 74
278 H	Cal Poly	64 37
278 N	Cal Poly	50 57
283 A	Cal St. Northridge	82 76
283 H	Cal St. Northridge	46 59
295 A	UC Davis	64 50
295 H	UC Davis	73 54
312 A	UC Riverside	78 81
312 H	UC Riverside	81 71
312 N	UC Riverside	76 44

LAST 10 Division I GAMES:

278 N	Cal Poly	50 57	234 H	Cal St. Fullerton	76 80
312 N	UC Riverside	76 44	269 A	San Jose St.	76 72
283 A	Cal St. Northridge	82 76	278 H	Cal Poly	64 37
88 A	Pacific	36 64	153 A	Long Beach St.	81 78
312 H	UC Riverside	81 71	168 A	UC Irvine	60 59

Non-Div I Games: Sonoma St. 67 66

UC Santa Barb.

Average RPI Win: 233
Average RPI Loss: 133

WON-LOST
RECORD

WINNING
PCT. RANK

LAST 10
GAMES

STRENGTH OF
SCHEDULE

OPP. STRENGTH
OF SCHEDULE

TEAM
RPI

CONF.
RPI

DIV. I ONLY
DIV. I NON-CONF.

12- 15
4- 7

196
217

5- 5
0- 0

148
97

191
320

190
193

13
13

TOTALS

RPI 1-50

RPI 51-100

W-L RECORDS

RPI 101-200

RPI 201+

12- 15

0- 4

2- 3

OVERALL

0- 2

10- 6

8- 5

0- 1

1- 1

HOME

0- 1

7- 2

3- 7

0- 3

1- 0

AWAY

0- 0

2- 4

1- 3

0- 0

0- 2

NEUTRAL

0- 1

1- 0

4- 7

0- 2

0- 1

NON-CONFERENCE

0- 2

4- 2

4- 2

0- 0

0- 0

HOME

0- 1

4- 1

0- 3

0- 2

0- 0

AWAY

0- 0

0- 1

0- 2

0- 0

0- 1

NEUTRAL

0- 1

0- 0

8- 8

0- 2

2- 2

CONFERENCE

0- 0

6- 4

4- 3

0- 1

1- 1

HOME

0- 0

3- 1

3- 4

0- 1

1- 0

AWAY

0- 0

2- 3

1- 1

0- 0

0- 1

NEUTRAL

0- 0

1- 0

RPI 1-50

RPI 51-100

RPI 101-200 Team's RPI: 190

RPI 201+

RPI S Opponent

Score

RPI S Opponent

Score

RPI S Opponent

Score

RPI S Opponent

Score

4 A Memphis 61 94
15 A Florida 47 80
32 H UAB 68 75
41 A Kentucky 57 59

54 A Houston 66 56
54 H Houston 71 78
54 N Houston 52 71
55 N Western Ky. 68 73
76 H UTEP 66 55

112 N Sam Houston St. 63 68
161 H Bi rmi ngham-So. 50 58

203 H Tul sa 45 44
212 A Fla. Atlantic 54 59
217 H Tul ane 72 51
218 A Ri ce 77 64
231 A Marshal l 61 73
231 H Marshal l 69 73
246 A Southern Mi ss. 51 59
251 H Norfolk St. 63 47
267 H Stetson 74 66
268 A Southern Methodi st 55 77
275 H Bethune-Cookman 61 48
276 H South Dakota St. 64 69
300 A East Caro. 64 59
300 H East Caro. 69 49
300 N East Caro. 65 52
332 H North Fla. 69 57

LAST 10 Div sion I GAMES:

54 N Houston 52 71
300 N East Caro. 65 52
76 H UTEP 66 55
231 A Marshal l 61 73
218 A Ri ce 77 64
300 H East Caro. 69 49
268 A Southern Methodi st 55 77
54 H Houston 71 78
217 H Tul ane 72 51
246 A Southern Mi ss. 51 59

Non-Di v I Games: Roll ins

68 58

Nova Southeaster86 67

UCF

Loss, Non-Conf, S Site, H Home A Away N Neutral

Average RPI Win: 106
Average RPI Loss: 42

WON-LOST
RECORD

WINNING
PCT. RANK

LAST 10
GAMES

STRENGTH OF
SCHEDULE

OPP. STRENGTH
OF SCHEDULE

TEAM
RPI

CONF.
RPI

DIV. I ONLY

27- 6

10

9- 1

28

53

10

7

DIV. I NON-CONF.

10- 2

28

5- 1

13

41

5

6

TOTALS

RPI 1-50

RPI 51-100

W-L RECORDS

RPI 101-200

RPI 201+

27- 6

8- 5

7- 1

OVERALL

15- 1

2- 0

17- 3

2- 2

4- 1

HOME

9- 0

2- 0

8- 2

2- 1

2- 0

AWAY

4- 1

0- 0

7- 2

4- 2

1- 0

NEUTRAL

2- 0

0- 0

10- 2

5- 3

3- 0

NON-CONFERENCE

5- 0

2- 0

7- 1

0- 1

2- 0

HOME

3- 0

2- 0

1- 0

1- 0

0- 0

AWAY

0- 0

0- 0

7- 2

4- 2

1- 0

NEUTRAL

2- 0

0- 0

17- 4

3- 2

4- 1

CONFERENCE

10- 1

0- 0

10- 2

2- 1

2- 1

HOME

6- 0

0- 0

7- 2

1- 1

2- 0

AWAY

4- 1

0- 0

0- 0

0- 0

0- 0

NEUTRAL

0- 0

0- 0

RPI 1-50

Team's RPI: 10

RPI 51-100

RPI 101-200

RPI 201+

RPI S Opponent Score

RPI S Opponent Score

RPI S Opponent Score

RPI S Opponent Score

4 N Memphis 80 88
4 N Memphis 50 45
9 N Gonzaga 73 71
13 N LSU 59 45
15 N Florida 57 73
19 N Nevada 67 56
23 A Arizona 85 79
23 H Arizona 84 73
23 H Arizona 71 59
35 A Washington 67 70
35 H Washington 65 69
38 H West Virginia 56 60
47 A Michigan 68 61

52 A California 67 58
52 H California 61 68
52 H California 71 52
57 N Alabama 62 59
74 H Temple 54 47
86 A Stanford 75 54
86 H Stanford 71 54
97 H New Mexico St. 83 70

115 N Belmont 78 44
118 A Southern 68 71
Cal i forni a
118 H Southern 66 45
Cal i forni a
119 H Albany (N. Y.) 73 65
123 H Delaware St. 56 37
129 N Drexel 57 56
147 A Oregon 56 49
147 H Oregon 70 53
154 H Sacramento St. 86 56
166 A Washington St. 50 30
166 H Washington St. 63 61
174 A Oregon St. 63 54
174 H Oregon St. 78 60
174 H Oregon St. 79 47
180 A Arizona St. 61 60
180 H Arizona St. 69 60

215 H Coppi n St. 69 57
232 H Wagner 74 72

LAST 10 Division I GAMES:

15 N Florida 57 73
13 N LSU 59 45
4 N Memphis 50 45
9 N Gonzaga 73 71
57 N Alabama 62 59

115 N Belmont 78 44
52 H California 71 52
23 H Arizona 71 59
174 H Oregon St. 79 47
86 A Stanford 75 54

Non-Div I Games:

UCLA

Loss, Non-Conf, S Site, H Home A Away N Neutral

Average RPI Win: 277
Average RPI Loss: 178

WON-LOST
RECORD

WINNING
PCT. RANK

LAST 10
GAMES

STRENGTH OF
SCHEDULE

OPP. STRENGTH
OF SCHEDULE

TEAM
RPI

CONF.
RPI

DIV. I ONLY
DIV. I NON-CONF.

13- 14
2- 8

171
285

6- 4
0- 1

323
292

288
241

264
312

29
27

TOTALS

RPI 1-50

RPI 51-100

W-L RECORDS

RPI 101-200

RPI 201+

13- 14

0- 2

0- 0

OVERALL

2- 6

11- 6

8- 4

0- 1

0- 0

HOME

1- 2

7- 1

5- 9

0- 1

0- 0

AWAY

1- 4

4- 4

0- 1

0- 0

0- 0

NEUTRAL

0- 0

0- 1

2- 8

0- 2

0- 0

NON-CONFERENCE

0- 2

2- 4

2- 2

0- 1

0- 0

HOME

0- 0

2- 1

0- 6

0- 1

0- 0

AWAY

0- 2

0- 3

0- 0

0- 0

0- 0

NEUTRAL

0- 0

0- 0

11- 6

0- 0

0- 0

CONFERENCE

2- 4

9- 2

6- 2

0- 0

0- 0

HOME

1- 2

5- 0

5- 3

0- 0

0- 0

AWAY

1- 2

4- 1

0- 1

0- 0

0- 0

NEUTRAL

0- 0

0- 1

RPI 1-50

RPI 51-100

RPI 101-200

RPI 201+

Team's RPI: 264

RPI S Opponent Score
25 A UNI 64 87
27 H Wi chi ta St. 55 77

RPI S Opponent Score

RPI S Opponent Score
106 A Penn St. 71 75
131 A Oral Roberts 79 86
131 H Oral Roberts 56 74
139 A Mi ssouri 42 60
158 A IUPUI 59 95
158 H IUPUI 62 68
182 A Val parai so 75 62
182 H Val parai so 73 70

RPI S Opponent Score
223 A North Dakota St. 63 87
227 A Chi cago St. 80 75
227 H Chi cago St. 82 81
227 N Chi cago St. 66 75
276 A South Dakota St. 65 72
279 A Utah Val ley St. 61 63
285 A Oakl and 84 81
285 H Oakl and 93 91
303 A Southern Utah 63 97
303 H Southern Utah 98 83
309 H Eastern Ill. 67 72
314 H Longwood 79 69
315 H Central Mi ch. 75 65
317 A Western Ill. 77 73
317 H Western Ill. 72 62
325 A Centenary (La.) 70 67
325 H Centenary (La.) 69 63

LAST 10 Div sion I GAMES:

227 N Chi cago St. 66 75
317 A Western Ill. 77 73
182 H Val parai so 73 70
303 H Southern Utah 98 83
131 A Oral Roberts 79 86

285 A Oakl and 84 81
227 H Chi cago St. 82 81
279 A Utah Val ley St. 61 63
131 H Oral Roberts 56 74
325 A Centenary (La.) 70 67

Non-Di v I Games: Central Methodi s74 61

UMKC

Loss, Non-Conf, S Site, H Home A Away N Neutral

Average RPI Win:	259	WON-LOST	WINNING	LAST 10	STRENGTH OF	OPP. STRENGTH	TEAM	CONF.
Average RPI Loss:	129	RECORD	PCT. RANK	GAMES	SCHEDULE	OF SCHEDULE	RPI	RPI

DIV. I ONLY	8- 18	275	4- 6	169	213	239	19
DIV. I NON-CONF.	2- 7	278	1- 0	73	42	213	24

TOTALS	RPI 1-50	RPI 51-100	W-L RECORDS	RPI 101-200	RPI 201+
8- 18	0- 2	0- 4	OVERALL	3- 9	5- 3
4- 5	0- 0	0- 1	HOME	1- 3	3- 1
4- 13	0- 2	0- 3	AWAY	2- 6	2- 2
0- 0	0- 0	0- 0	NEUTRAL	0- 0	0- 0
2- 7	0- 2	0- 2	NON-CONFERENCE	1- 2	1- 1
1- 0	0- 0	0- 0	HOME	0- 0	1- 0
1- 7	0- 2	0- 2	AWAY	1- 2	0- 1
0- 0	0- 0	0- 0	NEUTRAL	0- 0	0- 0
6- 11	0- 0	0- 2	CONFERENCE	2- 7	4- 2
3- 5	0- 0	0- 1	HOME	1- 3	2- 1
3- 6	0- 0	0- 1	AWAY	1- 4	2- 1
0- 0	0- 0	0- 0	NEUTRAL	0- 0	0- 0

RPI S	RPI 1-50	Opponent	Score
12	A	North Carolina	47 89
28	A	UNC Wilmington	50 68

RPI S	RPI 51-100	Opponent	Score
51	A	North Carolina St.	56 86
73	A	Winthrop	49 74
73	H	Winthrop	65 78
85	A	Wake Forest	63 79

RPI S	RPI 101-200	Opponent	Score
104	A	Charlotte	59 92
121	A	Coastal Caro.	72 84
121	A	Coastal Caro.	62 78
121	H	Coastal Caro.	70 88
160	A	Georgia Tech	52 80
161	A	Birmingham-So.	61 75
161	H	Birmingham-So.	66 80
164	A	High Point	67 88
164	H	High Point	45 64
193	A	Radford	87 80
193	H	Radford	64 57
194	A	Eastern Ky.	83 77

RPI S	RPI 201+	Opponent	Team's RPI: 239	Score
220	H	Furman	79	65
226	A	Charleston So.	68	70
226	H	Charleston So.	71	75
265	A	Western Caro.	64	80
316	A	Liberty	83	81
316	H	Liberty	77	65
318	A	VMI	82	74
318	H	VMI	83	65

LAST 10 Division I GAMES:

121	A	Coastal Caro.	62	78	121	H	Coastal Caro.	70	88
226	H	Charleston So.	71	75	318	A	VMI	82	74
164	A	High Point	67	88	316	A	Liberty	83	81
194	A	Eastern Ky.	83	77	193	H	Radford	64	57
73	H	Winthrop	65	78	161	A	Birmingham-So.	61	75

Non-Div I Games: Lenoir-Rhyne 78 81 Brevard 82 48

UNC Asheville

Loss, Non-Conf, S Site, H Home A Away N Neutral

Average RPI Win:		250	WON-LOST	WINNING	LAST 10	STRENGTH OF	OPP. STRENGTH	TEAM	CONF.
Average RPI Loss:		166	RECORD	PCT. RANK	GAMES	SCHEDULE	OF SCHEDULE	RPI	RPI
DIV. I ONLY	10- 19	262	2- 8	269	209	280	24		
DIV. I NON-CONF.	5- 8	212	0- 1	212	111	224	22		
TOTALS	RPI 1-50	RPI 51-100	W-L RECORDS	RPI 101-200	RPI 201+				
10- 19	0- 1	0- 4	OVERALL	3- 8	7- 6				
6- 4	0- 1	0- 0	HOME	2- 2	4- 1				
1- 13	0- 0	0- 4	AWAY	0- 4	1- 5				
3- 2	0- 0	0- 0	NEUTRAL	1- 2	2- 0				
5- 8	0- 1	0- 3	NON-CONFERENCE	2- 2	3- 2				
2- 1	0- 1	0- 0	HOME	1- 0	1- 0				
1- 6	0- 0	0- 3	AWAY	0- 1	1- 2				
2- 1	0- 0	0- 0	NEUTRAL	1- 1	1- 0				
5- 11	0- 0	0- 1	CONFERENCE	1- 6	4- 4				
4- 3	0- 0	0- 0	HOME	1- 2	3- 1				
0- 7	0- 0	0- 1	AWAY	0- 3	0- 3				
1- 1	0- 0	0- 0	NEUTRAL	0- 1	1- 0				
RPI S Opponent	RPI 1-50 Score	RPI S Opponent	Score	RPI S Opponent	Score	RPI S Opponent	Score	Team's RPI: 280	
1 H Duke	69 102	51 A North Carolina St.	52 83	128 A St. Peter's	76 80	220 H Furman	65 59		
		62 A South Carolina	55 77	157 H Gardner-Webb	76 68	235 A Appal achi an St.	70 75		
		72 A Vanderbilt	53 85	159 A Ga. Southern	78 86	235 H Appal achi an St.	62 60		
		94 A Davi dson	73 92	169 A Chattanooga	69 78	237 A Del aware	77 89		
				169 H Chattanooga	67 76	265 A Western Caro.	53 67		
				172 A El on	56 62	265 H Western Caro.	76 87		
				172 H El on	82 87	265 N Western Caro.	69 65		
				172 N El on	61 64	266 A William & Mary	73 83		
				186 N Wi s. -Green Bay	48 71	284 H Hampton	75 72		
				188 H Col. of Charleston	72 58	288 A Wofford	78 84		
				198 N Texas-Arlington	61 49	300 A East Caro.	78 70		
						320 H Citadel	65 46		
						329 N Morgan St.	62 49		
		LAST 10 Div sion I GAMES:							
		172 N El on	61 64	128 A St. Peter's	76 80				
		265 N Western Caro.	69 65	169 H Chattanooga	67 76				
		172 H El on	82 87	94 A Davi dson	73 92				
		235 A Appal achi an St.	70 75	220 H Furman	65 59				
		265 A Western Caro.	53 67	288 A Wofford	78 84				

U
N
C
W
i
l
l
i
m
i
n
g
t
o
n

UNC Wi l m i n g t o n				Through Games Of Sunday, March 12, 2006				
Average RPI Win:		161	WON-LOST	WINNING	STRENGTH OF	OPP. STRENGTH	TEAM	CONF.
Average RPI Loss:		92	RECORD	PCT. RANK	SCHEDULE	OF SCHEDULE	RPI	RPI
DIV. I ONLY		25- 7	20	8- 2	102	104	28	10
DIV. I NON-CONF.		7- 4	95	0- 1	148	88	105	12

TOTALS		RPI 1-50	RPI 51-100	W-L RECORDS	RPI 101-200	RPI 201+		
25- 7		3- 4	5- 2	OVERALL	7- 1	10- 1		
12- 1		2- 0	2- 0	HOME	3- 1	5- 0		
8- 6		0- 3	1- 2	AWAY	3- 0	4- 1		
5- 1		1- 1	2- 0	NEUTRAL	1- 0	1- 0		
7- 4		0- 2	1- 1	NON-CONFERENCE	5- 1	1- 1		
3- 1		0- 0	0- 0	HOME	2- 1	1- 0		
2- 3		0- 1	0- 1	AWAY	2- 0	0- 1		
2- 1		0- 1	1- 0	NEUTRAL	1- 0	0- 0		
18- 3		3- 2	4- 1	CONFERENCE	2- 0	9- 0		
9- 0		2- 0	2- 0	HOME	1- 0	4- 0		
6- 3		0- 2	1- 1	AWAY	1- 0	4- 0		
3- 0		1- 0	1- 0	NEUTRAL	0- 0	1- 0		

RPI 1-50		Team's RPI: 28	RPI 51-100		RPI 101-200		RPI 201+	
RPI S	Opponent	Score	RPI S	Opponent	Score	RPI S	Opponent	Score
24	A Wi sconsi n	51 54	59	A Co l o r a d o	54 73	102	N Northwestern	56 48
26	A George Mason	62 69	69	A Ol d Domi ni on	59 64	121	H Coa s t a l Caro.	79 50
26	H George Mason	69 63	81	A Va. Commonweal th	61 54	129	A Drexel	66 60
30	A Hofstra	87 92	81	H Va. Commonweal th	60 40	129	H Drexel	65 58
30	H Hofstra	77 68	82	N Bu t l e r	75 59	170	A Wyomi ng	62 59
30	N Hofstra	78 67	90	H Northeastern	46 44	172	A El on	59 51
37	N George Washi ngton	85 88	90	N Northeastern	69 54	188	H Col . of Charleston	77 81
						200	H North Texas	70 52

LAST 10 Div					si on I GAMES:			
37 N George Washi ngton 85 88			81 A Va. Commonweal th 61 54					
30 N Hofstra 78 67			30 H Hofstra 77 68					
90 N Northeastern 69 54			244 A Georgi a St. 69 57					
237 N Del aware 69 56			237 H Del aware 70 54					
244 H Georgi a St. 68 56			26 A George Mason 62 69					

U
N
C
W
i
l
l
i
m
i
n
g
t
o
n

UNI

Through Games Of Sunday, March 12, 2006

Average RPI Win: 136

Average RPI Loss: 52

WON-LOST RECORD

WINNING PCT. RANK

LAST 10 GAMES

STRENGTH OF SCHEDULE

OPP. STRENGTH OF SCHEDULE

TEAM RPI

CONF. RPI

DIV. I ONLY

21- 9

47

4- 6

33

69

25

6

DIV. I NON-CONF.

9- 1

17

1- 1

35

167

7

5

TOTALS

RPI 1-50

RPI 51-100

W-L RECORDS

RPI 101-200

RPI 201+

21- 9

8- 8

0- 1

OVERALL

8- 1

5- 0

11- 3

4- 3

0- 0

HOME

4- 0

3- 0

7- 5

3- 3

0- 1

AWAY

3- 1

1- 0

3- 2

1- 2

0- 0

NEUTRAL

1- 0

1- 0

9- 1

3- 1

0- 1

NON-CONFERENCE

3- 0

3- 0

5- 0

2- 0

0- 0

HOME

1- 0

2- 0

2- 1

1- 0

0- 1

AWAY

1- 0

0- 0

2- 1

0- 1

0- 0

NEUTRAL

1- 0

1- 0

12- 8

5- 7

0- 0

CONFERENCE

5- 1

2- 0

6- 3

2- 3

0- 0

HOME

3- 0

1- 0

5- 4

2- 3

0- 0

AWAY

2- 1

1- 0

1- 1

1- 1

0- 0

NEUTRAL

0- 0

0- 0

RPI 1-50

Team's RPI: 25

RPI 51-100

RPI 101-200

RPI 201+

RPI S Opponent Score

RPI S Opponent Score

RPI S Opponent Score

RPI S Opponent Score

7 H Iowa 67 63

13 A LSU 54 50

21 A Missouri St. 72 62

21 H Missouri St. 63 66

21 N Missouri St. 57 42

27 A Wichita St. 75 61

27 H Wichita St. 68 56

29 A Southern Ill. 45 46

29 H Southern Ill. 71 65

29 N Southern Ill. 46 55

33 A Bradley 60 68

33 H Bradley 49 71

36 N Georgetown 49 54

39 A Creighton 55 63

39 H Creighton 52 55

42 H Bucknell I 65 61

93 A Iowa St. 61 68

138 H Loyola (Ill.) 72 56

163 A Indiana St. 60 61

163 H Indiana St. 83 56

176 A Drake 51 49

176 H Drake 91 72

183 N Dayton 74 67

191 A Evansville 74 61

191 H Evansville 71 60

195 A Western Mich. 69 63

232 A Illinois St. 67 52

232 H Illinois St. 60 47

253 H Florida A&M 76 53

264 H UMKC 87 64

265 N Western Caro. 68 46

LAST 10 Division I GAMES:

36 N Georgetown 49 54

29 N Southern Ill. 46 55

21 N Missouri St. 57 42

29 A Southern Ill. 45 46

33 H Bradley 49 71

42 H Bucknell I 65 61

163 A Indiana St. 60 61

21 H Missouri St. 63 66

27 H Wichita St. 68 56

163 H Indiana St. 83 56

UNI

Non-Div I Games: Upper Iowa 72 47

Hawaii Pacific 81 47

UNI

Loss, Non-Conf, S Site, H Home A Away N Neutral

Page 300

Average RPI Win: 161
Average RPI Loss: 90

WON-LOST
RECORD

WINNING
PCT. RANK

LAST 10
GAMES

STRENGTH OF
SCHEDULE

OPP. STRENGTH
OF SCHEDULE

TEAM
RPI

CONF.
RPI

DIV. I ONLY	17- 13	120	5- 5	70	89	92	8
DIV. I NON-CONF.	6- 6	156	0- 0	115	40	135	10

TOTALS	RPI 1-50	RPI 51-100	W-L RECORDS	RPI 101-200	RPI 201+
17- 13	0- 3	3- 7	OVERALL	11- 2	3- 1
12- 4	0- 2	3- 1	HOME	7- 0	2- 1
4- 8	0- 1	0- 5	AWAY	3- 2	1- 0
1- 1	0- 0	0- 1	NEUTRAL	1- 0	0- 0
6- 6	0- 1	2- 3	NON-CONFERENCE	3- 1	1- 1
6- 2	0- 1	2- 0	HOME	3- 0	1- 1
0- 4	0- 0	0- 3	AWAY	0- 1	0- 0
0- 0	0- 0	0- 0	NEUTRAL	0- 0	0- 0
11- 7	0- 2	1- 4	CONFERENCE	8- 1	2- 0
6- 2	0- 1	1- 1	HOME	4- 0	1- 0
4- 4	0- 1	0- 2	AWAY	3- 1	1- 0
1- 1	0- 0	0- 1	NEUTRAL	1- 0	0- 0

RPI S Opponent Score

19	H	Nevada	61	68
50	A	Air Force	55	68
50	H	Air Force	50	52

RPI S Opponent Score

54	H	Houston	83	73
56	A	San Diego St.	67	83
56	H	San Diego St.	70	81
56	N	San Diego St.	60	63
67	A	Brigham Young	72	75
67	H	Brigham Young	82	72
83	A	Minnesota	67	72
89	A	Oklahoma St.	62	80
100	A	Hawaii	72	78
100	H	Hawaii	67	61

RPI S Opponent Score

120	A	New Mexico	39	47
120	H	New Mexico	67	56
120	N	New Mexico	65	64
136	H	Texas Tech	84	73
149	H	Loyola Marymount	79	60
151	A	Colorado St.	80	72
151	H	Colorado St.	68	57
153	H	Long Beach St.	108	73
162	A	Utah	71	59
162	H	Utah	65	58
170	A	Wyoming	88	77
170	H	Wyoming	66	54
174	A	Oregon St.	63	69

RPI S Opponent Score

248	H	Pepperdine	61	75
287	A	TCU	73	60
287	H	TCU	72	61
303	H	Southern Utah	67	53

LAST 10 Division I Games:

56	N	San Diego St.	60	63	162	H	Utah	65	58
120	N	New Mexico	65	64	151	A	Colorado St.	80	72
287	H	TCU	72	61	56	H	San Diego St.	70	81
120	A	New Mexico	39	47	67	A	Brigham Young	72	75
50	A	Air Force	55	68	170	H	Wyoming	66	54

Non-Div I Games:

UNLV

Loss, Non-Conf, S Site, H Home A Away N Neutral

Average RPI Win: 255
Average RPI Loss: 152

WON-LOST
RECORD

WINNING
PCT. RANK

LAST 10
GAMES

STRENGTH OF
SCHEDULE

OPP. STRENGTH
OF SCHEDULE

TEAM
RPI

CONF.
RPI

DIV. I ONLY	9- 17	260	4- 6	156	311	257	22
DIV. I NON-CONF.	3- 6	229	0- 0	109	330	227	21

TOTALS	RPI 1-50	RPI 51-100	W-L RECORDS	RPI 101-200	RPI 201+
9- 17	0- 1	0- 5	OVERALL	1- 5	8- 4
5- 7	0- 0	0- 2	HOME	0- 3	5- 1
2- 10	0- 1	0- 3	AWAY	1- 2	1- 3
2- 0	0- 0	0- 0	NEUTRAL	0- 0	2- 0
3- 6	0- 1	0- 2	NON-CONFERENCE	0- 0	3- 1
1- 3	0- 0	0- 1	HOME	0- 0	1- 1
0- 3	0- 1	0- 1	AWAY	0- 0	0- 0
2- 0	0- 0	0- 0	NEUTRAL	0- 0	2- 0
6- 11	0- 0	0- 3	CONFERENCE	1- 5	5- 3
4- 4	0- 0	0- 1	HOME	0- 3	4- 0
2- 7	0- 0	0- 2	AWAY	1- 2	1- 3
0- 0	0- 0	0- 0	NEUTRAL	0- 0	0- 0

RPI	S	Opponent	Score
7	A	Iowa	46 79

RPI	S	Opponent	Score
60	A	Northwestern St.	59 70
60	A	Northwestern St.	61 75
60	H	Northwestern St.	64 85
65	H	Murray St.	79 89
97	A	New Mexico St.	72 74

RPI	S	Opponent	Score
112	A	Sam Houston St.	87 90
112	H	Sam Houston St.	63 71
189	A	Southeastern La.	68 72
189	H	Southeastern La.	82 95
192	H	Lamar	70 77
198	A	Texas-Arlington	74 71

RPI	S	Opponent	Score
201	A	Tex. A&M-Corp. Chris	83 91
201	H	Tex. A&M-Corp. Chris	59 77
204	A	McNeese St.	74 78
204	H	McNeese St.	100 75
234	A	N Cal St. Fullerton	88 76
241	A	Stephen F. Austin	76 67
241	H	Stephen F. Austin	71 68
247	H	Jackson St.	75 78
259	A	La. -Monroe	68 77
259	H	La. -Monroe	69 56
290	A	N St. Bonaventure	76 55
294	H	Ni choll s St.	67 50
328	A	Texas St.	68 85
330	H	Tex. -Pan American	101 81

LAST 10 Division I GAMES:

60	A	Northwestern St.	61	75	198	A	Texas-Arlington	74	71
60	H	Northwestern St.	64	85	192	H	Lamar	70	77
112	A	Sam Houston St.	87	90	204	H	McNeese St.	100	75
241	H	Stephen F. Austin	71	68	189	H	Southeastern La.	82	95
328	A	Texas St.	68	85	294	H	Ni choll s St.	67	50

Non-Div I Games: Angelo St.

81 78

Cameron

73 56

UTSA

Loss, Non-Conf, S Site, H Home A Away N Neutral

Average RPI Win: 169
Average RPI Loss: 117

WON-LOST
RECORD

WINNING
PCT. RANK

LAST 10
GAMES

STRENGTH OF
SCHEDULE

OPP. STRENGTH
OF SCHEDULE

TEAM
RPI

CONF.
RPI

DIV. I ONLY
DIV. I NON-CONF.

13- 15
6- 4

184
113

4- 6
0- 0

113
236

98
126

162
147

8
10

TOTALS

RPI 1-50

RPI 51-100

W-L RECORDS

RPI 101-200

RPI 201+

13- 15

1- 3

3- 5

OVERALL

5- 5

4- 2

9- 5

1- 2

1- 2

HOME

4- 1

3- 0

3- 8

0- 1

1- 3

AWAY

1- 2

1- 2

1- 2

0- 0

1- 0

NEUTRAL

0- 2

0- 0

6- 4

1- 1

0- 1

NON-CONFERENCE

2- 1

3- 1

5- 1

1- 1

0- 0

HOME

2- 0

2- 0

1- 2

0- 0

0- 1

AWAY

0- 0

1- 1

0- 1

0- 0

0- 0

NEUTRAL

0- 1

0- 0

7- 11

0- 2

3- 4

CONFERENCE

3- 4

1- 1

4- 4

0- 1

1- 2

HOME

2- 1

1- 0

2- 6

0- 1

1- 2

AWAY

1- 2

0- 1

1- 1

0- 0

1- 0

NEUTRAL

0- 1

0- 0

RPI 1-50

RPI 51-100

RPI 101-200

Team's RPI: 162

RPI 201+

RPI S Opponent

Score

RPI S Opponent








Score













RPI S Opponent














Score









RPI S Opponent

Score















23  Arizona 43 
46  Utah St. 67 66
50  Air Force 44 
50  Air Force 51 

56  San Diego St. 67 65
56  San Diego St. 67 
59  Colorado 52 
67  Brigham Young 60 
67  Brigham Young 79 60
67 N Brigham Young 74 70
92  UNLV 58 
92  UNLV 59 

120  New Mexico 53 
120  New Mexico 64 49
151  Colorado St. 78 
151  Colorado St. 61 
152  Rhode Island 66 50
164  High Point 80 44
166 N Washington St. 42 
170  Wyoming 71 63
170  Wyoming 79 70
170 N Wyoming 47 





218  Rice 94 
263  Weber St. 67 62
287  TCU 65 
287  TCU 80 45
303  Southern Utah 69 53
328  Texas St. 74 59

LAST 10 Division I GAMES:

170 N Wyoming 47 
67 N Brigham Young 74 70
170  Wyoming 79 70
287  TCU 65 
92  UNLV 58 
50  Air Force 51 
151  Colorado St. 61 
56  San Diego St. 67 65
67  Brigham Young 79 60
120  New Mexico 53 

Non-Div I Games: Adams St. 68 51

Utah

 Loss,  Non-Conf, S Site,  Home  Away N Neutral

Average RPI Win: 166

Average RPI Loss: 85

WON-LOST
RECORDWINNING
PCT. RANKLAST 10
GAMESSTRENGTH OF
SCHEDULEOPP. STRENGTH
OF SCHEDULETEAM
RPICONF.
RPI

DIV. I ONLY

22- 8

36

7- 3

98

110

46

9

DIV. I NON-CONF.

9- 2

31

1- 1

61

239

23

7

TOTALS

RPI 1-50

RPI 51-100

W-L RECORDS

RPI 101-200

RPI 201+

22- 8

1- 3

6- 3

OVERALL

7- 3

8- 0

13- 2

0- 1

4- 1

HOME

5- 0

4- 0

7- 6

1- 1

1- 2

AWAY

2- 3

3- 0

2- 1

0- 1

1- 0

NEUTRAL

0- 0

1- 0

9- 2

0- 1

2- 0

NON-CONFERENCE

4- 2

3- 0

7- 0

0- 0

2- 0

HOME

3- 0

2- 0

2- 2

0- 0

0- 0

AWAY

1- 2

1- 0

0- 1

0- 1

0- 0

NEUTRAL

0- 0

0- 0

13- 6

1- 2

4- 3

CONFERENCE

3- 1

5- 0

6- 2

0- 1

2- 1

HOME

2- 0

2- 0

5- 4

1- 1

1- 2

AWAY

1- 1

2- 0

2- 0

0- 0

1- 0

NEUTRAL

0- 0





1- 0

RPI 1-50

Team's RPI: 46

RPI S Opponent










Score

19  Nevada 59 53
 19  Nevada 63 70
 19  Nevada 57 75
 35 N  Washington 61 75

RPI 51-100

RPI S Opponent











Score

60  Northwestern St. 66 63
 67  Brigham Young 91 80
 68  Louisiana Tech 63 62
 68  Louisiana Tech 64 55
 68 N  Louisiana Tech 68 64
 97  New Mexico St. 86 93
 97  New Mexico St. 77 83
 100  Hawaii 59 69
 100  Hawaii 63 52

RPI 101-200

RPI S Opponent









Score

114  Middle Tenn. 59 60
 114  Middle Tenn. 79 61
 124  Fresno St. 96 99
 124  Fresno St. 87 77
 131  Oral Roberts 72 67
 131  Oral Roberts 65 64
 162  Utah 66 67
 177  Boise St. 64 62
 177  Boise St. 75 69
 187  Binghamton 81 47











RPI 201+

RPI S Opponent

Score





216  Ark.-Little Rock 76 44
 263  Weber St. 69 60
 269  San Jose St. 67 56
 269  San Jose St. 61 58
 269 N  San Jose St. 76 69
 276  South Dakota St. 72 51
 301  Idaho 80 42
 301  Idaho 83 58

LAST 10 Division I GAMES:

35 N  Washington 61 75
 19  Nevada 63 70
 68 N  Louisiana Tech 68 64
 269 N  San Jose St. 76 69
 269  San Jose St. 61 58
 124  Fresno St. 87 77
 19  Nevada 57 75
 177  Boise St. 64 62
 60  Northwestern St. 66 63
 301  Idaho 80 42

Non-Div I Games: Lewis & Clark 102 65

Utah St.

 Loss,  Non-Conf, S Site,  Home  Away N Neutral

Average RPI Win: 274
Average RPI Loss: 212

WON-LOST
RECORD

WINNING
PCT. RANK

LAST 10
GAMES

STRENGTH OF
SCHEDULE

OPP. STRENGTH
OF SCHEDULE

TEAM
RPI

CONF.
RPI

DIV. I ONLY
DIV. I NON-CONF.

14- 13
6- 10

147
216

7- 2
1- 1

333
314

314
297

279
297

32
32

TOTALS

RPI 1-50

RPI 51-100

W-L RECORDS

RPI 101-200

RPI 201+

14- 13

0- 0

0- 1

OVERALL

2- 3

11- 8

10- 2

0- 0

0- 0

HOME

1- 1

8- 1

4- 9

0- 0

0- 1

AWAY

1- 2

3- 5

0- 2

0- 0

0- 0

NEUTRAL

0- 0

0- 2

6- 10

0- 0

0- 1

NON-CONFERENCE

2- 3

4- 6

5- 2

0- 0

0- 0

HOME

1- 1

4- 1

1- 6

0- 0

0- 1

AWAY

1- 2

0- 3

0- 2

0- 0

0- 0

NEUTRAL

0- 0

0- 2

8- 3

0- 0

0- 0

CONFERENCE

0- 0

7- 2

5- 0

0- 0

0- 0

HOME

0- 0

4- 0

3- 3

0- 0

0- 0

AWAY

0- 0

3- 2

0- 0

0- 0

0- 0

NEUTRAL

0- 0

0- 0

RPI 1-50

RPI S Opponent Score

RPI 51-100

RPI S Opponent Score

RPI 101-200

RPI S Opponent Score

RPI 201+

Team's RPI: 279

RPI S Opponent Score

61 A Montana 59 75

119 A Albany (N. Y.) 61 72

201 A Tex. A&M-Corp. 64 75

154 H Sacramento St. 71 69

Chris

164 H High Point 69 82

201 H Tex. A&M-Corp. 69 64

177 A Boise St. 62 79

Chris

180 A Arizona St. 75 71

210 A Idaho St. 56 72

210 H Idaho St. 67 68

223 A North Dakota St. 52 61

223 H North Dakota St. 67 65

245 A Cleveland St. 69 70

263 A Weber St. 62 69

263 H Weber St. 68 49

264 H UMKC 63 61

276 A South Dakota St. 56 66

276 H South Dakota St. 62 41

286 N Colgate 42 55

314 A Longwood 73 63

317 H Western Ill. 82 69

319 N Md. -East. Shore 72 75

327 A Northern Colo. 75 61

327 H Northern Colo. 71 65

328 H Texas St. 77 45

330 A Tex. -Pan American 55 52

330 H Tex. -Pan American 75 64

LAST 10 Division I GAMES:

314 A Longwood 73 63

264 H UMKC 63 61

327 A Northern Colo. 75 61

276 H South Dakota St. 62 41

210 H Idaho St. 67 68

330 H Tex. -Pan American 75 64

201 A Tex. A&M-Corp. Chris 64 75

201 H Tex. A&M-Corp. 69 64

330 A Tex. -Pan American 55 52

Chris

Utah Valley St.

Utah Valley St.

Non-Div I Games: Montana Tech 79 54 Johnson & Wales 70 42

Utah Valley St.

Loss, Non-Conf, S Site, H Home A Away N Neutral

327	H	Northern Colo.	71	65
-----	---	----------------	----	----

Utah Valley St.

Utah Valley St.

Average RPI Win: 245		WON-LOST	WINNING	LAST 10	STRENGTH OF	OPP. STRENGTH	TEAM	CONF.
Average RPI Loss: 176		RECORD	PCT. RANK	GAMES	SCHEDULE	OF SCHEDULE	RPI	RPI
DIV. I ONLY	4- 20	317	0- 10	282	242	318	19	
DIV. I NON-CONF.	2- 6	268	0- 0	305	210	308	24	
TOTALS	RPI 1-50	RPI 51-100	W-L RECORDS	RPI 101-200	RPI 201+			
4- 20	0- 1	0- 4	OVERALL	1- 8	3- 7			
2- 9	0- 0	0- 2	HOME	1- 4	1- 3			
2- 11	0- 1	0- 2	AWAY	0- 4	2- 4			
0- 0	0- 0	0- 0	NEUTRAL	0- 0	0- 0			
2- 6	0- 1	0- 2	NON-CONFERENCE	0- 1	2- 2			
0- 3	0- 0	0- 1	HOME	0- 1	0- 1			
2- 3	0- 1	0- 1	AWAY	0- 0	2- 1			
0- 0	0- 0	0- 0	NEUTRAL	0- 0	0- 0			
2- 14	0- 0	0- 2	CONFERENCE	1- 7	1- 5			
2- 6	0- 0	0- 1	HOME	1- 3	1- 2			
0- 8	0- 0	0- 1	AWAY	0- 4	0- 3			
0- 0	0- 0	0- 0	NEUTRAL	0- 0	0- 0			
RPI S Opponent	RPI 1-50 Score	RPI S Opponent	Score	RPI S Opponent	Score	RPI S Opponent	Team's RPI: 318 Score	
49 A Maryland	68 99	51 A North Carolina St.	55 75	121 A Coastal Caro.	63 76	221 A Towson	80 78	
		69 H Old Dominion	62 77	121 H Coastal Caro.	88 77	226 A Charleston So.	48 59	
		73 A Winthrop	65 98	161 A Birmingham-So.	53 75	226 H Charleston So.	73 76	
		73 H Winthrop	69 74	161 H Birmingham-So.	59 74	239 A UNC Asheville	65 83	
				164 A High Point	72 73	239 H UNC Asheville	74 82	
				164 H High Point	90 100	299 A James Madison	61 74	
				171 H Loyola (Md.)	79 87	316 A Liberty	67 71	
				193 A Radford	77 101	316 H Liberty	84 68	
				193 H Radford	69 77	322 A Army	72 63	
						322 H Army	49 53	
		LAST 10 Division I GAMES:						
		193 H Radford	69 77	73 A Winthrop	65 98			
		121 A Coastal Caro.	63 76	161 H Birmingham-So.	59 74			
		226 A Charleston So.	48 59	316 A Liberty	67 71			
		164 A High Point	72 73	73 H Winthrop	69 74			
		239 H UNC Asheville	74 82	193 A Radford	77 101			

Average RPI Win:	206	WON-LOST	WINNING	LAST 10	STRENGTH OF	OPP. STRENGTH	TEAM	CONF.
Average RPI Loss:	79	RECORD	PCT. RANK	GAMES	SCHEDULE	OF SCHEDULE	RPI	RPI

DIV. I ONLY	19- 10	68	5- 5	109	163	81	10
DIV. I NON-CONF.	7- 2	47	1- 0	78	308	43	12

TOTALS	RPI 1-50	RPI 51-100	W-L RECORDS	RPI 101-200	RPI 201+
19- 10	1- 6	2- 2	OVERALL	4- 0	12- 2
13- 3	1- 3	1- 0	HOME	4- 0	7- 0
6- 7	0- 3	1- 2	AWAY	0- 0	5- 2
0- 0	0- 0	0- 0	NEUTRAL	0- 0	0- 0
7- 2	0- 1	1- 0	NON-CONFERENCE	3- 0	3- 1
5- 0	0- 0	0- 0	HOME	3- 0	2- 0
2- 2	0- 1	1- 0	AWAY	0- 0	1- 1
0- 0	0- 0	0- 0	NEUTRAL	0- 0	0- 0
12- 8	1- 5	1- 2	CONFERENCE	1- 0	9- 1
8- 3	1- 3	1- 0	HOME	1- 0	5- 0
4- 5	0- 2	0- 2	AWAY	0- 0	4- 1
0- 0	0- 0	0- 0	NEUTRAL	0- 0	0- 0

RPI	S	Opponent	Score
26	A	George Mason	60 73
26	H	George Mason	61 73
28	A	UNC Wilmington	40 60
28	H	UNC Wilmington	54 61
30	H	Hofstra	87 64
30	H	Hofstra	66 72
32	A	UAB	62 68

RPI	S	Opponent	Score
54	A	Houston	62 61
69	A	Old Dominion	75 78
69	H	Old Dominion	80 74
90	A	Northeastern	74 79

RPI	S	Opponent	Score
119	H	Albany (N. Y.)	70 67
129	H	Drexel	62 60
172	H	Elon	69 49
188	H	Col. of Charleston	76 71

RPI	S	Opponent	Score
205	H	Richmond	49 37
221	A	Towson	57 59
221	H	Towson	81 75
235	A	Appalachian St.	47 51
237	A	Delaware	56 52
244	A	Georgia St.	79 68
244	H	Georgia St.	67 54
266	A	William & Mary	77 59
266	H	William & Mary	69 60
266	H	William & Mary	62 59
284	A	Hampton	84 44
299	A	James Madison	76 48
299	H	James Madison	71 55
314	H	Longwood	91 80

LAST 10 Division I GAMES:

30	H	Hofstra	66 72	221	A	Towson	57 59
266	H	William & Mary	62 59	69	H	Old Dominion	80 74
266	A	William & Mary	77 59	26	H	George Mason	61 73
28	H	UNC Wilmington	54 61	90	A	Northeastern	74 79
119	H	Albany (N. Y.)	70 67	221	H	Towson	81 75

Average RPI Win:

267

WON-LOST

WINNING

LAST 10

STRENGTH OF

OPP. STRENGTH

TEAM

CONF.

Average RPI Loss:

163

RECORD

PCT. RANK

GAMES

SCHEDULE

OF SCHEDULE

RPI

RPI

DIV. I ONLY

16- 12

118

6- 4

305

291

182

29

DIV. I NON-CONF.

7- 3

82

1- 0

146

182

88

27

TOTALS

RPI 1-50

RPI 51-100

W-L RECORDS

RPI 101-200

RPI 201+

16- 12

0- 3

0- 0

OVERALL

2- 4

14- 5

9- 2

0- 0

0- 0

HOME

1- 1

8- 1

5- 10

0- 3

0- 0

AWAY

1- 3

4- 4

2- 0

0- 0

0- 0

NEUTRAL

0- 0

2- 0

7- 3

0- 3

0- 0

NON-CONFERENCE

1- 0

6- 0

3- 0

0- 0

0- 0

HOME

0- 0

3- 0

3- 3

0- 3

0- 0

AWAY

1- 0

2- 0

1- 0

0- 0

0- 0

NEUTRAL

0- 0

1- 0

9- 9

0- 0

0- 0

CONFERENCE

1- 4

8- 5

6- 2

0- 0

0- 0

HOME

1- 1

5- 1

2- 7

0- 0

0- 0

AWAY

0- 3

2- 4

1- 0

0- 0

0- 0

NEUTRAL

0- 0

1- 0

RPI 1-50

RPI	S	Opponent	Score
1	A	Duke	77 104
7	A	Iowa	59 72
31	A	Marquette	54 69

RPI 51-100

RPI	S	Opponent	Score
-----	---	----------	-------

RPI 101-200

Team's RPI: 182

RPI	S	Opponent	Score
104	A	Charlotte	80 77
131	A	Oral Roberts	78 87
131	A	Oral Roberts	58 77
131	H	Oral Roberts	80 60
158	A	IUPUI	67 75
158	H	IUPUI	82 87

RPI 201+

RPI	S	Opponent	Score
202	H	Niagara	88 82
217	N	Tulane	79 72
227	A	Chicago St.	76 90
227	H	Chicago St.	70 64
264	A	UMKC	70 73
264	H	UMKC	62 75
285	A	Oakland	89 95
285	H	Oakland	95 64
291	A	IPFW	74 68
291	H	IPFW	88 72
303	A	Southern Utah	61 73
303	H	Southern Utah	76 64
303	N	Southern Utah	77 66
314	A	Longwood	82 79
314	H	Longwood	105 73
317	A	Western Ill.	82 68
317	H	Western Ill.	76 64
325	A	Centenary (La.)	89 74
325	H	Centenary (La.)	99 73

LAST 10 Division I GAMES:

131	A	Oral Roberts	58 77	227	H	Chicago St.	70 64
303	N	Southern Utah	77 66	317	H	Western Ill.	76 64
131	A	Oral Roberts	78 87	158	A	IUPUI	67 75
264	A	UMKC	70 73	303	H	Southern Utah	76 64
202	H	Niagara	88 82	325	H	Centenary (La.)	99 73

Average RPI Win: 233		WON-LOST	WINNING	LAST 10	STRENGTH OF	OPP. STRENGTH	TEAM	CONF.
Average RPI Loss: 168		RECORD	PCT. RANK	GAMES	SCHEDULE	OF SCHEDULE	RPI	RPI
DIV. I ONLY	13- 17	209	4- 6	202	251	211	28	
DIV. I NON-CONF.	4- 7	217	0- 1	81	113	163	25	
TOTALS	RPI 1-50	RPI 51-100	W-L RECORDS	RPI 101-200	RPI 201+			
13- 17	0- 2	0- 1	OVERALL	3- 7	10- 7			
8- 5	0- 1	0- 0	HOME	2- 2	6- 2			
4- 12	0- 1	0- 1	AWAY	1- 5	3- 5			
1- 0	0- 0	0- 0	NEUTRAL	0- 0	1- 0			
4- 7	0- 2	0- 1	NON-CONFERENCE	1- 3	3- 1			
3- 2	0- 1	0- 0	HOME	1- 1	2- 0			
1- 5	0- 1	0- 1	AWAY	0- 2	1- 1			
0- 0	0- 0	0- 0	NEUTRAL	0- 0	0- 0			
9- 10	0- 0	0- 0	CONFERENCE	2- 4	7- 6			
5- 3	0- 0	0- 0	HOME	1- 1	4- 2			
3- 7	0- 0	0- 0	AWAY	1- 3	2- 4			
1- 0	0- 0	0- 0	NEUTRAL	0- 0	1- 0			
RPI S Opponent	RPI 1-50 Score	RPI S Opponent	RPI 51-100 Score	RPI S Opponent	RPI 101-200 Score	RPI S Opponent	RPI 201+ Team's RPI: 211 Score	
11 A Pittsburgh	52 63	64 A Iona	56 68	108 A Providence	77 87	206 H American	72 62	
19 H Nevada	62 77			111 H Holy Cross	68 64	209 A Boston U.	41 43	
				119 A Albany (N. Y.)	64 76	209 H Boston U.	64 69	
				119 A Albany (N. Y.)	67 80	209 N Boston U.	64 61	
				119 H Albany (N. Y.)	65 53	214 A Harvard	57 65	
				125 H Siena	65 76	232 H Wagner	71 67	
				129 A Drexel	42 56	250 A New Hampshire	64 56	
				187 A Binghamton	60 61	250 H New Hampshire	58 53	
				187 A Binghamton	66 59	270 A Hartford	65 63	
				187 H Binghamton	62 67	270 H Hartford	66 75	
						281 A Maine	82 85	
						281 H Maine	79 48	
						295 A UMBC	73 86	
						295 H UMBC	68 59	
						310 A Stony Brook	58 61	
						310 H Stony Brook	71 58	
						311 A Dartmouth	77 46	
LAST 10 Division I GAMES:				119 A Albany (N. Y.)	67 80	119 A Albany (N. Y.)	64 76	
				187 A Binghamton	66 59	129 A Drexel	42 56	
				209 N Boston U.	64 61	281 H Maine	79 48	
				187 H Binghamton	62 67	295 A UMBC	73 86	
				209 H Boston U.	64 69	310 H Stony Brook	71 58	

Non-Div I Games:

Vermont

Average RPI Win: 94		WON-LOST	WINNING	LAST 10	STRENGTH OF	OPP. STRENGTH	TEAM	CONF.
Average RPI Loss: 15		RECORD	PCT. RANK	GAMES	SCHEDULE	OF SCHEDULE	RPI	RPI
DIV. I ONLY	25- 4	6	7- 3	6	10	2	2	
DIV. I NON-CONF.	10- 1	10	3- 1	37	68	6	2	
TOTALS	RPI 1-50	RPI 51-100	W-L RECORDS	RPI 101-200	RPI 201+			
25- 4	11- 5	9- 0	OVERALL	4- 0	4- 0			
12- 1	5- 1	2- 0	HOME	3- 0	2- 0			
10- 2	3- 2	6- 0	AWAY	0- 0	1- 0			
6- 2	3- 2	1- 0	NEUTRAL	1- 0	1- 0			
10- 1	5- 2	2- 0	NON-CONFERENCE	3- 0	3- 0			
5- 0	1- 0	0- 0	HOME	2- 0	2- 0			
3- 1	1- 1	2- 0	AWAY	0- 0	0- 0			
5- 1	3- 1	0- 0	NEUTRAL	1- 0	1- 0			
15- 3	6- 3	7- 0	CONFERENCE	1- 0	1- 0			
7- 1	4- 1	2- 0	HOME	1- 0	0- 0			
7- 1	2- 1	4- 0	AWAY	0- 0	1- 0			
1- 1	0- 1	1- 0	NEUTRAL	0- 0	0- 0			
RPI S Opponent Score	RPI 1-50 Team's RPI: 2	RPI S Opponent Score	RPI 51-100	RPI S Opponent Score	RPI 101-200	RPI S Opponent Score	RPI 201+	
3 A Connecticut 75 89		58 H Seton Hall 73 64		103 H La Salle 98 57		236 A South Fla. 49 46		
3 H Connecticut 69 64		71 A Louisville 76 67		137 H St. John's (N.Y.) 65 52		243 H Rider 86 57		
8 A Texas 55 58		71 H Louisville 79 73		144 N Monmouth 58 45		310 H Stony Brook 78 35		
11 N Pittsburgh 54 68		74 A Temple 75 53		150 H Lehigh 84 47		314 N Longwood 90 77		
15 N Florida 62 75		75 A Rutgers 84 78						
16 H Oklahoma 85 74		75 N Rutgers 87 55						
17 A Syracuse 92 82		91 A DePaul 61 51						
17 H Syracuse 80 65		95 A Notre Dame 72 70						
22 N Boston College 60 59		98 A Penn 62 55						
23 N Arizona 82 78								
31 H Marquette 72 67								
36 H Georgetown 75 65								
38 H West Virginia 87 91								
40 A Cincinnati 74 72								
42 A Bucknell 79 60								
43 N St. Joseph's 71 58								
LAST 10 Division I GAMES:								
15 N Florida 62 75		75 N Rutgers 87 55						
22 N Boston College 60 59		17 A Syracuse 92 82						
23 N Arizona 82 78		137 H St. John's (N.Y.) 65 52						
144 N Monmouth 58 45		3 A Connecticut 75 89						
11 N Pittsburgh 54 68		40 A Cincinnati 74 72						

Non-Div I Games:

Villanova

Loss, Non-Conf, S Site, H Home A Away N Neutral

Average RPI Win: 159
Average RPI Loss: 56

WON-LOST
RECORD

WINNING
PCT. RANK

LAST 10
GAMES

STRENGTH OF
SCHEDULE

OPP. STRENGTH
OF SCHEDULE

TEAM
RPI

CONF.
RPI

DIV. I ONLY	15- 14	151	4- 6	32	49	79	3
DIV. I NON-CONF.	7- 4	95	1- 1	153	198	110	4

TOTALS	RPI 1-50	RPI 51-100	W-L RECORDS	RPI 101-200	RPI 201+
15- 14	2- 7	3- 6	OVERALL	5- 2	5- 0
11- 3	2- 1	3- 1	HOME	3- 1	3- 0
2- 10	0- 5	0- 5	AWAY	1- 1	1- 0
2- 1	0- 1	0- 0	NEUTRAL	1- 0	1- 0
7- 4	0- 2	0- 2	NON-CONFERENCE	2- 1	5- 0
5- 1	0- 0	0- 0	HOME	2- 1	3- 0
1- 4	0- 2	0- 2	AWAY	0- 0	1- 0
1- 0	0- 0	0- 0	NEUTRAL	0- 0	1- 0
8- 10	2- 5	3- 4	CONFERENCE	3- 1	0- 0
6- 2	2- 1	3- 1	HOME	1- 0	0- 0
1- 7	0- 3	0- 3	AWAY	1- 1	0- 0
1- 1	0- 1	0- 0	NEUTRAL	1- 0	0- 0

RPI 1-50				RPI 51-100				Team's RPI: 79				RPI 101-200				RPI 201+			
RPI	S	Opponent	Score	RPI	S	Opponent	Score	RPI	S	Opponent	Score	RPI	S	Opponent	Score	RPI	S	Opponent	Score
1	A	Duke	63 82	51	A	North Carolina St.	64 66	102	H	Northwestern	72 57	205	A	Richmond	59 43				
9	A	Gonzaga	69 80	55	A	Western Ky.	68 78	134	H	Fordham	60 62	270	H	Hartford	71 62				
12	A	North Carolina	54 99	63	A	Florida St.	62 76	146	A	Virginia Tech	54 49	295	N	UMBC	77 66				
12	H	North Carolina	72 68	63	H	Florida St.	82 87	146	H	Virginia Tech	81 77	314	H	Longwood	91 56				
12	N	North Carolina	67 79	77	A	Clemson	64 90	146	N	Virginia Tech	60 56	316	H	Liberty	79 44				
22	H	Boston College	72 58	77	H	Clemson	64 58	160	A	Georgia Tech	54 63								
23	A	Arizona	51 81	78	H	Miami (Fla.)	71 51	171	H	Loyola (Md.)	98 59								
49	A	Maryland	65 76	85	H	Wake Forest	75 73												
49	H	Maryland	70 71	86	A	Stanford	49 65												
LAST 10 Division I GAMES:																			
				86	A	Stanford	49 65	77	A	Clemson	64 90								
				12	N	North Carolina	67 79	22	H	Boston College	72 58								
				146	N	Virginia Tech	60 56	63	A	Florida St.	62 76								
				49	H	Maryland	70 71	314	H	Longwood	91 56								
				12	A	North Carolina	54 99	146	H	Virginia Tech	81 77								

Non-Div I Games:

Virginia

Loss, Non-Conf, S Site, H Home A Away N Neutral

Average RPI Win:

196

WON-LOST

WINNING

LAST 10

STRENGTH OF

OPP. STRENGTH

TEAM

CONF.

Average RPI Loss:

59

RECORD

PCT. RANK

GAMES

SCHEDULE

OF SCHEDULE

RPI

RPI

DIV. I ONLY

14- 16

179

3- 7

88

62

146

3

DIV. I NON-CONF.

10- 3

54

0- 0

296

214

121

4

TOTALS

RPI 1-50

RPI 51-100

W-L RECORDS

RPI 101-200

RPI 201+

14- 16

0- 7

4- 8

OVERALL

3- 0

7- 1

10- 7

0- 3

1- 3

HOME

3- 0

6- 1

3- 8

0- 4

2- 4

AWAY

0- 0

1- 0

1- 1

0- 0

1- 1

NEUTRAL

0- 0

0- 0

10- 3

0- 1

1- 1

NON-CONFERENCE

2- 0

7- 1

8- 1

0- 0

0- 0

HOME

2- 0

6- 1

1- 2

0- 1

0- 1

AWAY

0- 0

1- 0

1- 0

0- 0

1- 0

NEUTRAL

0- 0

0- 0

4- 13

0- 6

3- 7

CONFERENCE

1- 0

0- 0

2- 6

0- 3

1- 3

HOME

1- 0

0- 0

2- 6

0- 3

2- 3

AWAY

0- 0

0- 0

0- 1

0- 0

0- 1

NEUTRAL

0- 0

0- 0

RPI 1-50

RPI S Opponent

Score

1	A	Duke	75	77
1	H	Duke	67	80
5	A	Ohio St.	56	69
12	H	North Carolina	61	64
22	A	Boston College	57	59
22	H	Boston College	73	74
49	A	Maryland	72	81

RPI 51-100

RPI S Opponent

Score

51	H	North Carolina St.	64	70
63	A	Florida St.	68	74
63	H	Florida St.	72	61
69	A	Old Dominion	55	58
77	A	Clemson	75	74
77	H	Clemson	81	86
78	A	Miami (Fla.)	59	70
79	A	Virginia	77	81
79	H	Virginia	49	54
79	N	Virginia	56	60
85	A	Wake Forest	76	70
86	N	Stanford	59	52

RPI 101-200

Team's RPI: 146

RPI S Opponent

Score

137	H	St. John's (N.Y.)	73	64
160	H	Georgia Tech	63	62
193	H	Radford	80	50

RPI 201+

RPI S Opponent

Score

230	H	Mt. St. Mary's	74	62
231	H	Marshall	71	54
256	H	Bowling Green	71	72
265	H	Western Caro.	54	40
266	H	William & Mary	74	64
299	A	James Madison	77	58
324	H	N.C. A&T	94	66
329	H	Morgan St.	77	49

LAST 10 Division I GAMES:

79	N	Virginia	56	60
22	A	Boston College	57	59
77	H	Clemson	81	86
63	H	Florida St.	72	61
78	A	Miami (Fla.)	59	70
51	H	North Carolina St.	64	70
79	A	Virginia	77	81
77	A	Clemson	75	74
22	H	Boston College	73	74
160	H	Georgia Tech	63	62

Virginia Tech

Virginia Tech

Non-Div I Games:

Virginia Tech

■ Loss,
 ■ Non-Conf,
 ■ S Site,
 ■ H Home
 ■ A Away
 N Neutral

Average RPI Win: 234
Average RPI Loss: 205

WON-LOST
RECORD

WINNING
PCT. RANK

LAST 10
GAMES

STRENGTH OF
SCHEDULE

OPP. STRENGTH
OF SCHEDULE

TEAM
RPI

CONF.
RPI

DIV. I ONLY
DIV. I NON-CONF.

12- 14
6- 2

190
61

3- 7
0- 0

260
240

284
259

232
106

26
26

TOTALS

RPI 1-50

RPI 51-100

W-L RECORDS

RPI 101-200

RPI 201+

12- 14

0- 1

0- 0

OVERALL

3- 5

9- 8

6- 6

0- 0

0- 0

HOME

0- 3

6- 3

6- 8

0- 1

0- 0

AWAY

3- 2

3- 5

0- 0

0- 0

0- 0

NEUTRAL

0- 0

0- 0

6- 2

0- 1

0- 0

NON-CONFERENCE

2- 0

4- 1

3- 0

0- 0

0- 0

HOME

0- 0

3- 0

3- 2

0- 1

0- 0

AWAY

2- 0

1- 1

0- 0

0- 0

0- 0

NEUTRAL

0- 0

0- 0

6- 12

0- 0

0- 0

CONFERENCE

1- 5

5- 7

3- 6

0- 0

0- 0

HOME

0- 3

3- 3

3- 6

0- 0

0- 0

AWAY

1- 2

2- 4

0- 0

0- 0

0- 0

NEUTRAL

0- 0

0- 0

RPI 1-50

RPI 51-100

RPI 101-200

RPI 201+

Team's RPI: 232

RPI S Opponent Score
10 A UCLA 72 74

RPI S Opponent Score

RPI S Opponent Score

RPI S Opponent Score

144 A Monmouth 55 61

206 H American 75 59

144 H Monmouth 58 74

211 A Vermont 67 71

145 A Fairleigh Dickinson 72 66

213 A Robert Morris 90 95

145 H Fairleigh Dickinson 72 87

213 H Robert Morris 75 69

152 A Rhode Island 63 61

230 A Mt. St. Mary's 77 66

165 A Central Conn. St. 40 57

260 A Quinnipiac 64 60

165 H Central Conn. St. 55 74

260 H Quinnipiac 81 63

197 A Yale 73 69

262 A Sacred Heart 50 61

262 H Sacred Heart 62 70

271 A St. Francis (N.Y.) 49 57

271 H St. Francis (N.Y.) 68 58

273 A Brown 72 59

274 A Long Island 65 75

274 H Long Island 60 75

289 H Columbia 83 71

310 H Stony Brook 67 54

323 H St. Francis (Pa.) 61 68

LAST 10 Division I GAMES:

230 A Mt. St. Mary's 77 66

144 A Monmouth 55 61

274 H Long Island 60 75

271 A St. Francis (N.Y.) 49 57

145 A Fairleigh Dickinson 72 66

144 H Monmouth 58 74

260 A Quinnipiac 64 60

145 H Fairleigh Dickinson 72 87

165 H Central Conn. St. 55 74

274 A Long Island 65 75

Non-Div I Games: John Jay

86 44

Wagner

Loss, Non-Conf, S Site, H Home A Away N Neutral

Average RPI Win: 151
Average RPI Loss: 56

WON-LOST
RECORD

WINNING
PCT. RANK

LAST 10
GAMES

STRENGTH OF
SCHEDULE

OPP. STRENGTH
OF SCHEDULE

TEAM
RPI

CONF.
RPI

DIV. I ONLY	17- 16	160	4- 6	22	42	85	3
DIV. I NON-CONF.	12- 2	22	0- 1	156	107	39	4

TOTALS	RPI 1-50	RPI 51-100	W-L RECORDS	RPI 101-200	RPI 201+
17- 16	2- 8	4- 7	OVERALL	5- 2	6- 0
12- 6	2- 3	2- 2	HOME	3- 1	5- 0
2- 8	0- 3	0- 5	AWAY	1- 1	1- 0
3- 2	0- 2	2- 0	NEUTRAL	1- 0	0- 0
12- 2	2- 1	0- 2	NON-CONFERENCE	4- 0	6- 0
9- 1	2- 0	0- 1	HOME	2- 0	5- 0
2- 1	0- 0	0- 1	AWAY	1- 0	1- 0
1- 1	0- 1	0- 0	NEUTRAL	1- 0	0- 0
5- 14	0- 7	4- 5	CONFERENCE	1- 2	0- 0
3- 5	0- 3	2- 1	HOME	1- 1	0- 0
0- 8	0- 3	0- 4	AWAY	0- 1	0- 0
2- 1	0- 1	2- 0	NEUTRAL	0- 0	0- 0

RPI	S	Opponent	Score
1	A	Duke	70 93
1	H	Duke	64 82
1	N	Duke	66 78
12	H	North Carolina	72 83
15	N	Florida	72 77
22	A	Boston College	65 80
22	H	Boston College	66 72
24	H	Wisconsin	91 88
26	H	George Mason	83 78
49	A	Maryland	86 90

RPI	S	Opponent	Score
51	A	North Carolina St.	82 92
51	H	North Carolina St.	76 63
51	N	North Carolina St.	82 71
63	H	Florida St.	68 75
63	N	Florida St.	78 66
77	A	Clemson	73 74
77	H	Clemson	74 68
78	A	Miami (Fla.)	69 78
79	A	Virginia	73 75
83	A	Minnesota	58 73
91	H	DePaul	81 84

Team's RPI: 85

RPI	S	Opponent	Score
104	H	Charlotte	59 56
136	N	Texas Tech	78 73
146	H	Virginia Tech	70 76
160	A	Georgia Tech	61 76
160	H	Georgia Tech	86 71
172	A	Elon	78 59
199	H	Pri nceton	61 42

RPI	S	Opponent	Score
205	A	Richmond	47 40
226	H	Charleston So.	87 47
235	H	Appalachian St.	91 78
239	H	UNC Asheville	79 63
297	H	Mississippi Val.	78 64
300	H	East Caro.	58 54

LAST 10 Division I GAMES:

83	A	Minnesota	58 73	22	A	Boston College	65 80
1	N	Duke	66 78	160	A	Georgia Tech	61 76
51	N	North Carolina St.	82 71	77	H	Clemson	74 68
63	N	Florida St.	78 66	12	H	North Carolina	72 83
51	H	North Carolina St.	76 63	1	A	Duke	70 93

Wake Forest

Wake Forest

Non-Div I Games:

Wake Forest

Loss, Non-Conf, S Site, H Home A Away N Neutral

Average RPI Win:	128	WON-LOST	WINNING	LAST 10	STRENGTH OF	OPP. STRENGTH	TEAM	CONF.
Average RPI Loss:	92	RECORD	PCT. RANK	GAMES	SCHEDULE	OF SCHEDULE	RPI	RPI

DIV. I ONLY	24- 6	14	8- 2	99	71	35	7
DIV. I NON-CONF.	11- 0	1	2- 1	155	170	13	6

TOTALS	RPI 1-50	RPI 51-100	W-L RECORDS	RPI 101-200	RPI 201+
24- 6	7- 2	2- 2	OVERALL	13- 3	4- 0
17- 2	3- 1	2- 0	HOME	8- 1	4- 0
6- 3	2- 0	0- 2	AWAY	4- 1	0- 0
3- 2	2- 1	0- 0	NEUTRAL	1- 1	0- 0
11- 0	4- 1	0- 0	NON-CONFERENCE	5- 0	4- 0
10- 0	2- 0	0- 0	HOME	4- 0	4- 0
0- 0	0- 0	0- 0	AWAY	0- 0	0- 0
3- 1	2- 1	0- 0	NEUTRAL	1- 0	0- 0
13- 6	3- 1	2- 2	CONFERENCE	8- 3	0- 0
7- 2	1- 1	2- 0	HOME	4- 1	0- 0
6- 3	2- 0	0- 2	AWAY	4- 1	0- 0
0- 1	0- 0	0- 0	NEUTRAL	0- 1	0- 0

RPI S	RPI 1-50	Team's RPI: 35
Opponent	Score	
3 N Connecticut	92 98	
9 H Gonzaga	99 95	
10 A UCLA	69 65	
10 H UCLA	70 67	
14 N Illinois	67 64	
23 A Arizona	70 67	
23 H Arizona	95 96	
46 N Utah St.	75 61	
50 H Air Force	85 74	

RPI S	RPI 51-100	Score
Opponent		
52 A California	69 71	
52 H California	73 62	
86 A Stanford	67 76	
86 H Stanford	75 57	

RPI S	RPI 101-200	Score
Opponent		
118 A Southern	86 77	
Cal i forni a		
118 H Southern	87 73	
Cal i forni a		
120 N New Mexico	81 71	
142 H Eastern Wash.	91 74	
147 A Oregon	75 72	
147 H Oregon	78 59	
147 N Oregon	73 84	
149 H Loyol a Marymount	112 65	
150 H Lehi gh	54 37	
166 A Washington St.	64 77	
166 H Washi ngton St.	71 78	
174 A Oregon St.	96 63	
174 H Oregon St.	69 65	
180 A Ari zona St.	91 66	
180 H Ari zona St.	91 67	
186 H Wi s. -Green Bay	87 54	

RPI S	RPI 201+	Score
Opponent		
206 H Ameri can	99 82	
207 H Cornel I	87 71	
301 H Idaho	90 67	
329 H Morgan St.	118 51	

LAST 10 Div sion I GAMES:

3 N Connecticut	92 98	180 A Ari zona St.	91 66
14 N Illinois	67 64	52 H Cal i forni a	73 62
46 N Utah St.	75 61	86 H Stanford	75 57
147 N Oregon	73 84	174 A Oregon St.	96 63
23 A Ari zona	70 67	147 A Oregon	75 72

Washington

Washington

Non-Di v I Games:

Washington

Loss,
Non-Conf, S Site,
H Home
A Away
N Neutral

Average RPI Win:	156	WON-LOST	WINNING	LAST 10	STRENGTH OF	OPP. STRENGTH	TEAM	CONF.
Average RPI Loss:	89	RECORD	PCT. RANK	GAMES	SCHEDULE	OF SCHEDULE	RPI	RPI

DIV. I ONLY	11- 17	240	2- 8	87	55	166	7
DIV. I NON-CONF.	7- 2	47	0- 0	143	78	59	6

TOTALS	RPI 1-50	RPI 51-100	W-L RECORDS	RPI 101-200	RPI 201+
11- 17	2- 5	1- 5	OVERALL	5- 7	3- 0
8- 5	1- 1	0- 2	HOME	4- 2	3- 0
2- 9	1- 3	1- 2	AWAY	0- 4	0- 0
1- 3	0- 1	0- 1	NEUTRAL	1- 1	0- 0
7- 2	0- 1	1- 1	NON-CONFERENCE	3- 0	3- 0
5- 0	0- 0	0- 0	HOME	2- 0	3- 0
1- 1	0- 1	1- 0	AWAY	0- 0	0- 0
1- 1	0- 0	0- 1	NEUTRAL	1- 0	0- 0
4- 15	2- 4	0- 4	CONFERENCE	2- 7	0- 0
3- 5	1- 1	0- 2	HOME	2- 2	0- 0
1- 8	1- 2	0- 2	AWAY	0- 4	0- 0
0- 2	0- 1	0- 0	NEUTRAL	0- 1	0- 0

RPI	S	Opponent	Score
9	A	Gonzaga	53 67
10	A	UCLA	61 63
10	H	UCLA	30 50
23	A	Ari zona	61 66
23	N	Ari zona	52 70
35	A	Washi ngton	78 71
35	H	Washi ngton	77 64

RPI	S	Opponent	Score
52	A	Cal i forni a	53 55
52	H	Cal i forni a	41 43
56	A	San Diego St.	60 49
67	N	Brigham Young	68 76
86	A	Stanford	59 69
86	H	Stanford	37 39

RPI	S	Opponent	Score
110	H	Kansas St.	58 57
118	A	Southern	66 71
		Cal i forni a	
118	H	Southern	60 47
		Cal i forni a	
147	A	Oregon	37 67
147	H	Oregon	50 52
147	N	Oregon	55 66
162	N	Utah	69 42
170	H	Wyomi ng	63 47
174	A	Oregon St.	62 71
174	H	Oregon St.	50 59
180	A	Ari zona St.	55 68
180	H	Ari zona St.	64 49

RPI	S	Opponent	Score
238	H	Portl and	61 46
301	H	Idaho	63 37
312	H	UC Ri versi de	86 55

LAST 10 Div sion I GAMES:

147	N	Oregon	55 66	147	A	Oregon	37 67
180	A	Ari zona St.	55 68	174	A	Oregon St.	62 71
23	A	Ari zona	61 66	118	H	Southern Cal i forni a	60 47
86	H	Stanford	37 39	10	H	UCLA	30 50
52	H	Cal i forni a	41 43	35	H	Washi ngton	77 64

Washington St.

Washington St.

Non-Di v I Games:

Washington St.

Loss,
Non-Conf,
S Site,
H Home
A Away
N Neutral

Average RPI Win: 214		WON-LOST	WINNING	LAST 10	STRENGTH OF	OPP. STRENGTH	TEAM	CONF.
Average RPI Loss: 163		RECORD	PCT. RANK	GAMES	SCHEDULE	OF SCHEDULE	RPI	RPI
DIV. I ONLY	8- 17	272	4- 6	174	237	263	17	
DIV. I NON-CONF.	4- 7	217	0- 0	217	319	257	18	
TOTALS	RPI 1-50	RPI 51-100	W-L RECORDS	RPI 101-200	RPI 201+			
8- 17	0- 1	1- 2	OVERALL	2- 10	5- 4			
5- 7	0- 1	1- 0	HOME	0- 6	4- 0			
3- 10	0- 0	0- 2	AWAY	2- 4	1- 4			
0- 0	0- 0	0- 0	NEUTRAL	0- 0	0- 0			
4- 7	0- 1	0- 1	NON-CONFERENCE	1- 3	3- 2			
2- 3	0- 1	0- 0	HOME	0- 2	2- 0			
2- 4	0- 0	0- 1	AWAY	1- 1	1- 2			
0- 0	0- 0	0- 0	NEUTRAL	0- 0	0- 0			
4- 10	0- 0	1- 1	CONFERENCE	1- 7	2- 2			
3- 4	0- 0	1- 0	HOME	0- 4	2- 0			
1- 6	0- 0	0- 1	AWAY	1- 3	0- 2			
0- 0	0- 0	0- 0	NEUTRAL	0- 0	0- 0			
RPI 1-50		RPI 51-100		RPI 101-200		RPI 201+		Team's RPI: 263
RPI S Opponent	Score	RPI S Opponent	Score	RPI S Opponent	Score	RPI S Opponent	Score	
46 H Utah St.	60 69	61 A Montana	65 71	117 A Northern Ariz.	69 77	210 A Idaho St.	74 81	
		61 H Montana	72 67	117 H Northern Ariz.	82 88	210 H Idaho St.	66 61	
		67 A Brigham Young	54 80	142 A Eastern Wash.	50 59	240 A Montana St.	65 81	
				142 H Eastern Wash.	73 76	240 H Montana St.	67 56	
				154 A Sacramento St.	76 73	279 A Utah Valley St.	49 68	
				154 H Sacramento St.	66 73	279 H Utah Valley St.	69 62	
				162 H Utah	62 67	291 A I PFW	74 67	
				170 A Wyoming	48 58	303 A Southern Utah	47 68	
				177 A Boise St.	66 61	303 H Southern Utah	85 72	
				177 H Boise St.	66 74			
				196 A Portland St.	59 73			
				196 H Portland St.	66 77			
LAST 10 Division I GAMES:								
210 A Idaho St.	74 81	240 H Montana St.	67 56					
196 H Portland St.	66 77	61 H Montana	72 67					
142 H Eastern Wash.	73 76	210 H Idaho St.	66 61					
117 A Northern Ariz.	69 77	142 A Eastern Wash.	50 59					
154 A Sacramento St.	76 73	196 A Portland St.	59 73					

Non-Div I Games: Montana Tech 82 51 Western Mont. 77 66 Weber St.

W
e
b
e
r
s
t
.

W
e
b
e
r
s
t
.

Average RPI Win: 124
Average RPI Loss: 40

WON-LOST
RECORD

WINNING
PCT. RANK

LAST 10
GAMES

STRENGTH OF
SCHEDULE

OPP. STRENGTH
OF SCHEDULE

TEAM
RPI

CONF.
RPI

DIV. I ONLY	19- 10	68	4- 6	29	9	38	2
DIV. I NON-CONF.	8- 4	87	2- 1	176	44	101	2

TOTALS	RPI 1-50	RPI 51-100	W-L RECORDS	RPI 101-200	RPI 201+
19- 10	9- 9	3- 1	OVERALL	2- 0	7- 1
12- 2	4- 2	2- 0	HOME	1- 0	5- 0
5- 4	3- 3	0- 1	AWAY	1- 0	1- 0
4- 5	2- 4	1- 0	NEUTRAL	0- 0	1- 1
8- 4	3- 4	1- 0	NON-CONFERENCE	0- 0	6- 1
5- 1	0- 1	0- 0	HOME	0- 0	5- 0
1- 0	1- 0	0- 0	AWAY	0- 0	0- 0
4- 4	2- 3	1- 0	NEUTRAL	0- 0	1- 1
11- 6	6- 5	2- 1	CONFERENCE	2- 0	1- 0
7- 1	4- 1	2- 0	HOME	1- 0	0- 0
4- 4	2- 3	0- 1	AWAY	1- 0	1- 0
0- 1	0- 1	0- 0	NEUTRAL	0- 0	0- 0

RPI S Opponent Score

2 A Villanova 91 87

3 H Connecticut 75 81

8 N Texas 75 76

8 N Texas 71 74

10 A UCLA 60 56

11 A Pittsburgh 53 57

11 H Pittsburgh 67 62

11 N Pittsburgh 57 68

13 H LSU 68 71

16 N Oklahoma 92 68

17 A Syracuse 58 60

29 N Southern Ill. 64 46

31 H Marquette 104 85

36 A Georgetown 69 56

36 H Georgetown 68 61

40 A Cincinnati 75 78

40 H Cincinnati 66 57

41 N Kentucky 66 80

RPI S Opponent Score

58 A Seton Hall 64 71

60 N Northwestern St. 67 54

71 H Louisville 68 64

95 H Notre Dame 71 70

RPI S Opponent Score

108 H Providence 64 48

137 A St. John's (N.Y.) 66 61

RPI S Opponent Score

231 N Marshall 52 58

236 A South Fla. 57 53

255 H Canisius 80 68

259 H La.-Monroe 88 69

288 H Wofford 61 41

290 N St. Bonaventure 66 61

295 H UMBC 82 53

308 H Duquesne 86 66

LAST 10 Division I GAMES:

8 N Texas 71 74	11 H Pittsburgh 67 62
60 N Northwestern St. 67 54	71 H Louisville 68 64
29 N Southern Ill. 64 46	17 A Syracuse 58 60
11 N Pittsburgh 57 68	3 H Connecticut 75 81
40 A Cincinnati 75 78	58 A Seton Hall 64 71

Non-Div I Games: Wash. & Jeff. 83 33

West Virginia

Loss, Non-Conf, S Site, H Home A Away N Neutral

Average RPI Win: 233
Average RPI Loss: 164

WON-LOST
RECORD

WINNING
PCT. RANK

LAST 10
GAMES

STRENGTH OF
SCHEDULE

OPP. STRENGTH
OF SCHEDULE

TEAM
RPI

CONF.
RPI

DIV. I ONLY	10- 17	252	4- 6	254	197	265	24
DIV. I NON-CONF.	3- 9	268	0- 0	221	48	277	22

TOTALS	RPI 1-50	RPI 51-100	W-L RECORDS	RPI 101-200	RPI 201+
10- 17	0- 2	1- 1	OVERALL	2- 10	7- 4
6- 4	0- 0	0- 1	HOME	2- 2	4- 1
3- 10	0- 1	1- 0	AWAY	0- 7	2- 2
1- 3	0- 1	0- 0	NEUTRAL	0- 1	1- 1
3- 9	0- 2	0- 1	NON-CONFERENCE	0- 6	3- 0
1- 2	0- 0	0- 1	HOME	0- 1	1- 0
1- 5	0- 1	0- 0	AWAY	0- 4	1- 0
1- 2	0- 1	0- 0	NEUTRAL	0- 1	1- 0
7- 8	0- 0	1- 0	CONFERENCE	2- 4	4- 4
5- 2	0- 0	0- 0	HOME	2- 1	3- 1
2- 5	0- 0	1- 0	AWAY	0- 3	1- 2
0- 1	0- 0	0- 0	NEUTRAL	0- 0	0- 1

RPI	S	Opponent	Score
25	N	UNI	46 68
49	A	Maryl and	57 87

RPI	S	Opponent	Score
62	H	South Carol i na	62 87
94	A	Davi dson	77 70

RPI	S	Opponent	Score
109	A	Georgi a	65 89
146	A	Vi rgi ni a Tech	40 54
156	A	Mi ssi ssi ppi	59 65
157	H	Gardner-Webb	83 90
159	A	Ga. Southern	67 72
164	A	Hi gh Poi nt	66 73
169	A	Chattanooga	67 71
169	H	Chattanooga	74 56
172	A	El on	48 50
172	H	El on	85 78
188	H	Col . of Charleston	59 67
193	N	Radford	56 69

RPI	S	Opponent	Score
220	H	Furman	85 76
235	A	Appal achi an St.	53 68
235	H	Appal achi an St.	66 83
239	H	UNC Asheville	80 64
256	N	Bowl ing Green	56 50
280	A	UNC Greensboro	87 76
280	H	UNC Greensboro	67 53
280	N	UNC Greensboro	65 69
288	A	Wofford	57 76
300	A	East Caro.	56 48
320	H	Ci tadel	83 57

LAST 10 Div sion I GAMES:

280	N	UNC Greensboro	65 69	159	A	Ga. Southern	67 72
169	A	Chattanooga	67 71	94	A	Davi dson	77 70
280	H	UNC Greensboro	67 53	220	H	Furman	85 76
172	H	El on	85 78	288	A	Wofford	57 76
235	H	Appal achi an St.	66 83	188	H	Col . of Charleston	59 67

Non-Di v I Games: Atlanta Christia110 51

Montreat

76 59

Toccoa Falls

96 37

Western Caro.

■ Loss, ■ Non-Conf, S Site, ■ Home ■ Away N Neutral

Average RPI Win:	284	WON-LOST	WINNING	LAST 10	STRENGTH OF	OPP. STRENGTH	TEAM	CONF.
Average RPI Loss:	189	RECORD	PCT. RANK	GAMES	SCHEDULE	OF SCHEDULE	RPI	RPI

DIV. I ONLY	5- 21	314	2- 8	274	309	317	29
DIV. I NON-CONF.	2- 7	278	0- 0	145	276	275	27

TOTALS	RPI 1-50	RPI 51-100	W-L RECORDS	RPI 101-200	RPI 201+
5- 21	0- 3	0- 0	OVERALL	1- 9	4- 9
3- 7	0- 1	0- 0	HOME	1- 2	2- 4
1- 13	0- 2	0- 0	AWAY	0- 6	1- 5
1- 1	0- 0	0- 0	NEUTRAL	0- 1	1- 0
2- 7	0- 3	0- 0	NON-CONFERENCE	0- 3	2- 1
1- 1	0- 1	0- 0	HOME	0- 0	1- 0
0- 5	0- 2	0- 0	AWAY	0- 2	0- 1
1- 1	0- 0	0- 0	NEUTRAL	0- 1	1- 0
3- 14	0- 0	0- 0	CONFERENCE	1- 6	2- 8
2- 6	0- 0	0- 0	HOME	1- 2	1- 4
1- 8	0- 0	0- 0	AWAY	0- 4	1- 4
0- 0	0- 0	0- 0	NEUTRAL	0- 0	0- 0

RPI	S	Opponent	Score
20	A	Kansas	57 86
34	H	Indiana	79 102
45	A	Arkansas	54 83

RPI	S	Opponent	Score
-----	---	----------	-------

RPI	S	Opponent	Score
131	A	Oral Roberts	66 83
131	A	Oral Roberts	53 60
131	H	Oral Roberts	70 65
138	A	Loyola (Ill.)	63 73
158	A	IUPUI	59 66
158	H	IUPUI	57 63
161	N	Birmingham-Southern	54 67
182	A	Valparaiso	64 76
182	H	Valparaiso	68 82
191	A	Evansville	63 70

RPI	S	Opponent	Score
227	A	Chicago St.	73 75
227	H	Chicago St.	73 87
264	A	UMKC	62 72
264	H	UMKC	73 77
279	A	Utah Valley St.	69 82
285	A	Oakland	64 68
285	H	Oakland	64 76
303	A	Southern Utah	53 69
303	H	Southern Utah	82 89
309	H	Eastern Ill.	76 68
325	A	Centenary (La.)	68 59
325	H	Centenary (La.)	66 59
332	N	North Fla.	58 52

LAST 10 Division I GAMES:

131	A	Oral Roberts	53 60	158	A	IUPUI	59 66
264	H	UMKC	73 77	325	A	Centenary (La.)	68 59
227	H	Chicago St.	73 87	285	A	Oakland	64 68
303	H	Southern Utah	82 89	158	H	IUPUI	57 63
182	A	Valparaiso	64 76	131	H	Oral Roberts	70 65

Non-Div I Games: Harris-Stowe 110 55 Ill.-Springfield 99 89

Western Ill.

■ Loss,
 ■ Non-Conf,
 ■ S Site,
 ■ H Home
 ■ A Away
 ■ N Neutral

Average RPI Win: 177

Average RPI Loss: 92

WON-LOST
RECORDWINNING
PCT. RANKLAST 10
GAMESSTRENGTH OF
SCHEDULEOPP. STRENGTH
OF SCHEDULETEAM
RPICONF.
RPI

DIV. I ONLY

22- 7

27

7- 3

115

146

55

18

DIV. I NON-CONF.

8- 4

87

1- 1

29

69

40

16

TOTALS

RPI 1-50

RPI 51-100

W-L RECORDS

RPI 101-200

RPI 201+

22- 7

1- 2

2- 3

OVERALL

11- 2

8- 1

12- 2

0- 0

1- 1

HOME

7- 1

4- 0

7- 4

1- 2

1- 1

AWAY

2- 1

3- 1

3- 1

0- 0

0- 1

NEUTRAL

2- 0

1- 0

8- 4

1- 2

1- 2

NON-CONFERENCE

6- 1

0- 0

5- 2

0- 0

1- 1

HOME

4- 1

0- 0

2- 3

1- 2

0- 1

AWAY

1- 0

0- 0

1- 0

0- 0

0- 0

NEUTRAL

1- 0

0- 0

14- 3

0- 0

1- 1

CONFERENCE

5- 1

8- 1

7- 0

0- 0

0- 0

HOME

3- 0

4- 0

5- 2

0- 0

1- 0

AWAY

1- 1

3- 1

2- 1

0- 0

0- 1

NEUTRAL

1- 0

1- 0

RPI 1-50

RPI	S	Opponent	Score
23	A	Ari zona	81 86
32	A	UAB	92 76
33	A	Bradley	76 78

RPI 51-100

Team's RPI: 55

RPI	S	Opponent	Score
62	A	South Carol i na	55 74
66	A	South Ala.	74 73
66	N	South Ala.	70 95
79	H	Vi rgi ni a	78 68
88	H	Paci fi c	75 91

RPI 101-200

RPI	S	Opponent	Score
109	H	Georgi a	65 69
114	A	Mi ddl e Tenn.	74 80
114	H	Mi ddl e Tenn.	80 48
117	H	Northern Ari z.	79 58
140	H	La. -Lafayette	94 81
140	N	La. -Lafayette	80 72
155	H	Austin Peay	83 54
158	H	IUPUI	89 75
173	A	Denver	71 70
190	N	UCF	73 68
191	H	Evansville	84 77
194	A	Eastern Ky.	97 89
200	H	North Texas	97 71

RPI 201+

RPI	S	Opponent	Score
216	A	Ark. -Li ttle Rock	74 73
216	H	Ark. -Li ttle Rock	74 70
229	A	Arkansas St.	72 70
229	H	Arkansas St.	87 63
241	A	Troy	49 76
252	H	New Orleans	72 57
252	N	New Orleans	80 61
277	A	Fl ori da Int' l	66 61
277	H	Fl ori da Int' l	80 65

LAST 10 Div sion I GAMES:

62	A	South Carol i na	55 74
66	N	South Ala.	70 95
140	N	La. -Lafayette	80 72
252	N	New Orleans	80 61
277	H	Fl ori da Int' l	80 65
114	A	Mi ddl e Tenn.	74 80
117	H	Northern Ari z.	79 58
216	A	Ark. -Li ttle Rock	74 73
200	H	North Texas	97 71
173	A	Denver	71 70

Non-Di v I Games: Kentucky St. 87 71

Western Ky.

Average RPI Win: 227
Average RPI Loss: 117

WON-LOST
RECORD

WINNING
PCT. RANK

LAST 10
GAMES

STRENGTH OF
SCHEDULE

OPP. STRENGTH
OF SCHEDULE

TEAM
RPI

CONF.
RPI

DIV. I ONLY	13- 17	209	5- 5	177	175	195	16
DIV. I NON-CONF.	2- 8	285	0- 1	138	87	270	17

TOTALS	RPI 1-50	RPI 51-100	W-L RECORDS	RPI 101-200	RPI 201+
13- 17	0- 2	2- 5	OVERALL	3- 9	8- 1
9- 4	0- 1	2- 1	HOME	2- 2	5- 0
3- 10	0- 1	0- 3	AWAY	0- 5	3- 1
1- 3	0- 0	0- 1	NEUTRAL	1- 2	0- 0
2- 8	0- 1	0- 1	NON-CONFERENCE	2- 5	0- 1
1- 2	0- 1	0- 0	HOME	1- 1	0- 0
0- 4	0- 0	0- 1	AWAY	0- 2	0- 1
1- 2	0- 0	0- 0	NEUTRAL	1- 2	0- 0
11- 9	0- 1	2- 4	CONFERENCE	1- 4	8- 0
8- 2	0- 0	2- 1	HOME	1- 1	5- 0
3- 6	0- 1	0- 2	AWAY	0- 3	3- 0
0- 1	0- 0	0- 1	NEUTRAL	0- 0	0- 0

RPI S	Opponent	Score
25	H UNI	63 69
48	A Kent St.	62 77

RPI S	Opponent	Score
66	A South Ala.	59 81
70	A Akron	53 75
70	H Akron	55 69
70	N Akron	57 72
84	H Mi ami (Ohi o)	59 50
99	A Ohi o	55 87
99	H Ohi o	65 62

RPI S	Opponent	Score
118	A Southern	62 77
	Cal i fornia	
127	A Northern Ill.	60 86
127	H Northern Ill.	59 74
130	A Buffal o	62 73
148	A Tol edo	58 81
148	H Tol edo	57 53
149	N Loyol a Marymount	62 61
151	N Colorado St.	69 87
158	H IUPUI	73 72
163	H Indi ana St.	57 59
174	N Oregon St.	68 73
178	A Detroi t	74 77

RPI S	Opponent	Score
232	A Illinois St.	47 64
254	A Ball St.	62 56
254	H Ball St.	68 59
256	H Bowl ing Green	84 62
306	A Eastern Mich.	68 62
306	H Eastern Mich.	67 64
306	H Eastern Mich.	60 55
315	A Central Mich.	75 71
315	H Central Mich.	68 57

LAST 10 Division I GAMES:

70	N Akron	57 72	254	A Ball St.	62 56
306	H Eastern Mich.	60 55	163	H Indi ana St.	57 59
127	H Northern Ill.	59 74	306	H Eastern Mich.	67 64
148	A Tol edo	58 81	99	H Ohi o	65 62
315	H Central Mich.	68 57	70	A Akron	53 75

Average RPI Win: 136				WON-LOST RECORD		WINNING PCT. RANK		LAST 10 GAMES		STRENGTH OF SCHEDULE		OPP. STRENGTH OF SCHEDULE		TEAM RPI		CONF. RPI			
Average RPI Loss: 26																			
DIV. I ONLY				23- 8		35		7- 3		55		65		27		6			
DIV. I NON-CONF.				8- 3		73		2- 2		84		120		49		5			
TOTALS				RPI 1-50		RPI 51-100		W-L RECORDS		RPI 101-200		RPI 201+							
23- 8				7- 9		3- 0		OVERALL		10- 0		5- 0							
13- 2				4- 2		2- 0		HOME		4- 0		3- 0							
8- 3				2- 3		0- 0		AWAY		4- 0		2- 0							
4- 4				1- 4		1- 0		NEUTRAL		2- 0		0- 0							
8- 3				1- 4		3- 0		NON-CONFERENCE		3- 0		3- 0							
5- 1				0- 1		2- 0		HOME		1- 0		2- 0							
2- 0				0- 0		0- 0		AWAY		1- 0		1- 0							
3- 3				1- 3		1- 0		NEUTRAL		1- 0		0- 0							
15- 5				6- 5		0- 0		CONFERENCE		7- 0		2- 0							
8- 1				4- 1		0- 0		HOME		3- 0		1- 0							
6- 3				2- 3		0- 0		AWAY		3- 0		1- 0							
1- 1				0- 1		0- 0		NEUTRAL		1- 0		0- 0							
RPI 1-50				Team's RPI: 27		RPI 51-100				RPI 101-200				RPI 201+					
RPI	S	Opponent	Score		RPI	S	Opponent	Score		RPI	S	Opponent	Score		RPI	S	Opponent	Score	
6	N	Tennessee	80	73	58	N	Seton Hall	86	66	108	H	Provi dence	82	74	232	A	Illinois St.	56	47
14	N	Illinois	54	55	60	H	Northwestern St.	57	55	123	N	Del aware St.	62	44	232	H	Illinois St.	64	57
18	N	Michigan St.	64	83	84	H	Miami (Ohi o)	55	46	163	A	Indiana St.	77	58	264	A	UMKC	77	55
21	A	Missouri St.	68	62						163	H	Indiana St.	66	62	307	H	Texas Southern	86	54
21	H	Missouri St.	81	57						163	N	Indiana St.	81	63	330	H	Tex. -Pan American	97	66
25	A	UNI	56	68						176	A	Drake	60	58					
25	H	UNI	61	75						176	H	Drake	85	62					
26	H	George Mason	67	70						185	A	San Franci sco	75	67					
26	N	George Mason	55	63						191	A	Evansville	69	62					
29	A	Southern Ill.	49	58						191	H	Evansville	74	66					
29	H	Southern Ill.	71	63															
33	A	Bradl ey	86	76															
33	H	Bradl ey	69	67															
33	N	Bradl ey	52	60															
39	A	Crei ghton	55	57															
39	H	Crei ghton	62	61															
								LAST 10 Divi sion I GAMES:											
								26 N George Mason 55 63				232 H Illinois St. 64 57							
								6 N Tennessee 80 73				176 A Drake 60 58							
								58 N Seton Hall 86 66				26 H George Mason 67 70							
								33 N Bradley 52 60				39 H Crei ghton 62 61							
								163 N Indi ana St. 81 63				163 A Indi ana St. 77 58							

Non-Div | Games: Oklahoma Panhandle 83 55

Wi chi ta St.

Loss, Non-Conf, S Site, H Home A Away N Neutral

Average RPI Win: 287
Average RPI Loss: 116

WON-LOST
RECORD

WINNING
PCT. RANK

LAST 10
GAMES

STRENGTH OF
SCHEDULE

OPP. STRENGTH
OF SCHEDULE

TEAM
RPI

CONF.
RPI

DIV. I ONLY	8- 20	286	3- 7	170	164	266	10
DIV. I NON-CONF.	5- 4	133	0- 0	293	328	220	12

TOTALS	RPI 1-50	RPI 51-100	W-L RECORDS	RPI 101-200	RPI 201+
8- 20	0- 5	0- 6	OVERALL	0- 4	8- 5
5- 8	0- 3	0- 2	HOME	0- 2	5- 1
3- 12	0- 2	0- 4	AWAY	0- 2	3- 4
0- 0	0- 0	0- 0	NEUTRAL	0- 0	0- 0
5- 4	0- 0	0- 0	NON-CONFERENCE	0- 2	5- 2
3- 1	0- 0	0- 0	HOME	0- 1	3- 0
2- 3	0- 0	0- 0	AWAY	0- 1	2- 2
0- 0	0- 0	0- 0	NEUTRAL	0- 0	0- 0
3- 16	0- 5	0- 6	CONFERENCE	0- 2	3- 3
2- 7	0- 3	0- 2	HOME	0- 1	2- 1
1- 9	0- 2	0- 4	AWAY	0- 1	1- 2
0- 0	0- 0	0- 0	NEUTRAL	0- 0	0- 0

RPI	S	Opponent	Score
26	A	George Mason	58 81
26	H	George Mason	46 65
28	A	UNC Wilmington	56 63
28	H	UNC Wilmington	66 75
30	H	Hofstra	57 82

RPI	S	Opponent	Score
69	A	Old Dominion	60 81
69	H	Old Dominion	56 65
81	A	Va. Commonwealth	60 69
81	A	Va. Commonwealth	59 62
81	H	Va. Commonwealth	59 77
90	A	Northeastern	69 84

RPI	S	Opponent	Score
111	H	Holy Cross	55 67
129	A	Drexel	56 61
129	H	Drexel	46 57
146	A	Virginia Tech	64 74

RPI	S	Opponent	Score
205	A	Richmond	50 52
221	A	Towson	45 76
237	H	Delaware	52 57
244	A	Georgia St.	70 79
244	H	Georgia St.	90 73
280	H	UNC Greensboro	83 73
281	H	Maine	89 55
284	A	Hampton	70 60
293	H	Campbell	93 79
295	A	UMBC	60 64
299	A	James Madison	72 70
299	H	James Madison	86 68
314	A	Longwood	88 75

LAST 10 Division I GAMES:

81	A	Va. Commonwealth	59 62	299	A	James Madison	72 70
81	H	Va. Commonwealth	59 77	69	A	Old Dominion	60 81
129	A	Drexel	56 61	244	H	Georgia St.	90 73
30	H	Hofstra	57 82	90	A	Northeastern	69 84
237	H	Delaware	52 57	299	H	James Madison	86 68

William & Mary

William & Mary

Non-Div I Games:

William & Mary

Loss, Non-Conf, S Site, H Home A Away N Neutral

Average RPI Win: 208				WON-LOST RECORD		WINNING PCT. RANK		LAST 10 GAMES		STRENGTH OF SCHEDULE		OPP. STRENGTH OF SCHEDULE		TEAM RPI		CONF. RPI			
DIV. I ONLY				21- 7		32		8- 2		198		200		73		19			
DIV. I NON-CONF.				5- 4		133		1- 1		70		20		87		24			
TOTALS				RPI 1-50		RPI 51-100		W-L RECORDS		RPI 101-200		RPI 201+							
21- 7				1- 2		0- 2		OVERALL		10- 3		10- 1							
13- 1				0- 0		0- 0		HOME		6- 1		7- 0							
7- 6				1- 1		0- 2		AWAY		3- 2		3- 1							
1- 1				0- 1		0- 0		NEUTRAL		1- 0		0- 0							
5- 4				1- 2		0- 2		NON-CONFERENCE		2- 1		2- 0							
3- 0				0- 0		0- 0		HOME		1- 0		2- 0							
1- 4				1- 1		0- 2		AWAY		0- 1		0- 0							
1- 1				0- 1		0- 0		NEUTRAL		1- 0		0- 0							
16- 3				0- 0		0- 0		CONFERENCE		8- 2		8- 1							
10- 1				0- 0		0- 0		HOME		5- 1		5- 0							
6- 2				0- 0		0- 0		AWAY		3- 1		3- 1							
0- 0				0- 0		0- 0		NEUTRAL		0- 0		0- 0							
RPI 1-50				RPI 51-100		Team's RPI: 73		RPI 101-200				RPI 201+							
RPI	S	Opponent	Score		RPI	S	Opponent	Score		RPI	S	Opponent	Score		RPI	S	Opponent	Score	
4	A	Memphi s	63	73	57	A	Al abama	57	60	116	A	Auburn	62	64	226	A	Charleston So.	79	61
6	N	Tennessee	61	63	62	A	South Carolina	54	68	121	A	Coastal Caro.	50	64	226	H	Charleston So.	76	59
31	A	Marquette	71	64						121	H	Coastal Caro.	57	64	238	H	Portland	77	46
										121	H	Coastal Caro.	51	50	239	A	UNC Asheville	78	65
										127	H	Northern Ill.	98	97	239	H	UNC Asheville	74	49
										158	N	IUPUI	73	50	300	H	East Caro.	70	48
										161	A	Bi rmi ngham-So.	56	43	316	A	Li berty	71	78
										161	H	Bi rmi ngham-So.	84	43	316	H	Li berty	67	47
										164	A	Hi gh Poi nt	70	67	316	H	Li berty	93	52
										164	H	Hi gh Poi nt	94	78	318	A	VMI	74	69
										164	H	Hi gh Poi nt	77	65	318	H	VMI	98	65
										193	A	Radford	90	75					
										193	H	Radford	71	44					
				LAST 10 Div				si on I GAMES:											
					6	N	Tennessee	61	63	164	H	Hi gh Poi nt	94	78					
					121	H	Coastal Caro.	51	50	316	A	Li berty	71	78					
					164	H	Hi gh Poi nt	77	65	127	H	Northern Ill.	98	97					
					316	H	Li berty	93	52	239	A	UNC Asheville	78	65					
					161	A	Bi rmi ngham-So.	56	43	193	H	Radford	71	44					

Non-Div | Games: Newberry

79 77

Palm Beach Atl. 101 49

Wi nthrop

Loss, Non-Conf, S Site, H Home A Away N Neutral

Page 328

W
i
n
t
h
r
o
pW
i
n
t
h
r
o
p

Average RPI Win:		194		WON-LOST RECORD		WINNING PCT. RANK		LAST 10 GAMES		STRENGTH OF SCHEDULE		OPP. STRENGTH OF SCHEDULE		TEAM RPI		CONF. RPI			
Average RPI Loss:		137																	
DIV. I ONLY		14- 16		179		5- 5				175		154		186		15			
DIV. I NON-CONF.		5- 7		201		0- 1				186		165		195		15			
TOTALS		RPI 1-50		RPI 51-100		W-L RECORDS		RPI 101-200				RPI 201+							
14- 16		0- 3		1- 5		OVERALL		7- 4				6- 4							
10- 4		0- 1		1- 1		HOME		5- 1				4- 1							
2- 10		0- 2		0- 2		AWAY		1- 3				1- 3							
2- 2		0- 0		0- 2		NEUTRAL		1- 0				1- 0							
5- 7		0- 3		0- 1		NON-CONFERENCE		1- 1				4- 2							
4- 2		0- 1		0- 0		HOME		1- 1				3- 0							
0- 4		0- 2		0- 0		AWAY		0- 0				0- 2							
1- 1		0- 0		0- 1		NEUTRAL		0- 0				1- 0							
9- 9		0- 0		1- 4		CONFERENCE		6- 3				2- 2							
6- 2		0- 0		1- 1		HOME		4- 0				1- 1							
2- 6		0- 0		0- 2		AWAY		1- 3				1- 1							
1- 1		0- 0		0- 1		NEUTRAL		1- 0				0- 0							
RPI 1-50				RPI 51-100				RPI 101-200		Team's RPI: 186		RPI 201+							
RPI S	Opponent		Score	RPI S	Opponent		Score	RPI S	Opponent		Score	RPI S	Opponent		Score				
18	H	Michigan St.	69 98	53	A	Wis.-Milwaukee	60 80	133	A	Ill.-Chicago	68 81	223	H	North Dakota St.	60 55				
24	A	Wisconsin	62 82	53	H	Wis.-Milwaukee	84 77	133	H	Ill.-Chicago	90 84	232	A	Illinois St.	51 59				
35	A	Washington	54 87	78	N	Miami (Fla.)	54 80	133	N	Ill.-Chicago	76 66	240	H	Montana St.	75 73				
				82	A	Butler	66 72	138	A	Loyola (Ill.)	72 66	245	A	Cleveland St.	76 72				
				82	H	Butler	57 63	138	H	Loyola (Ill.)	69 59	245	H	Cleveland St.	63 66				
				82	N	Butler	51 73	145	H	Fairleigh Dickinson	64 68	280	N	UNC Greensboro	71 48				
												304	A	Youngstown St.	70 95				
												304	H	Youngstown St.	80 58				
												306	H	Eastern Mich.	73 69				
												315	A	Central Mich.	62 67				
				LAST 10 Division I GAMES:															
				82	N	Butler	51 73	304	H	Youngstown St.	80 58								
				133	N	Ill.-Chicago	76 66	138	H	Loyola (Ill.)	69 59								
				245	A	Cleveland St.	76 72	179	A	Wright St.	49 59								
				145	H	Fairleigh Dickinson	64 68	82	A	Butler	66 72								
				82	H	Butler	57 63	178	H	Detroit	45 42								

Non-Div I Games: Northern Mich. 106 58

Wis.-Green Bay

Loss, Non-Conf, S Site, H Home A Away N Neutral

W
i
s
c
o
n
s
i
n

Wisconsin				Through Games Of Sunday, March 12, 2006							
Average RPI Win: 94		WON-LOST RECORD	WINNING PCT. RANK	LAST 10 GAMES	STRENGTH OF SCHEDULE	OPP. STRENGTH OF SCHEDULE	TEAM RPI	CONF. RPI			
Average RPI Loss: 62											
DIV. I ONLY		19- 11	80	4- 6	8	15	24	1			
DIV. I NON-CONF.		10- 3	54	0- 1	27	81	18	1			
<hr/>											
TOTALS		RPI 1-50	RPI 51-100	W-L RECORDS	RPI 101-200	RPI 201+					
19- 11		6- 8	5- 1	OVERALL	6- 2	2- 1					
14- 2		6- 1	3- 0	HOME	4- 0	1- 1					
2- 8		0- 5	1- 1	AWAY	1- 2	0- 0					
3- 2		0- 2	1- 0	NEUTRAL	1- 0	1- 0					
10- 3		2- 2	3- 1	NON-CONFERENCE	3- 0	2- 1					
7- 1		2- 0	2- 0	HOME	2- 0	1- 1					
0- 2		0- 1	0- 1	AWAY	0- 0	0- 0					
3- 1		0- 1	1- 0	NEUTRAL	1- 0	1- 0					
9- 8		4- 6	2- 0	CONFERENCE	3- 2	0- 0					
7- 1		4- 1	1- 0	HOME	2- 0	0- 0					
2- 6		0- 4	1- 0	AWAY	1- 2	0- 0					
0- 1		0- 1	0- 0	NEUTRAL	0- 0	0- 0					
<hr/>											
RPI 1-50		Team's RPI: 24		RPI 51-100		RPI 101-200		RPI 201+			
RPI	S	Opponent	Score	RPI	S	Opponent	Score	RPI	S	Opponent	Score
5	A	Ohio St.	67 77	53	H	Wis.-Milwaukee	74 68	102	A	Northwestern	51 62
5	H	Ohio St.	78 73	68	H	Louisiana Tech	78 52	102	H	Northwestern	68 52
7	A	Iowa	44 59	69	N	Old Dominion	84 81	106	A	Penn St.	82 62
7	H	Iowa	66 52	83	A	Minnesota	64 62	106	H	Penn St.	72 43
11	A	Pittsburgh	64 73	83	H	Minnesota	80 74	121	H	Coastal Caro.	92 54
14	H	Illinois	51 66	85	A	Wake Forest	88 91	175	A	Purdue	62 70
18	A	Michigan St.	65 74					186	H	Wis.-Green Bay	82 62
18	H	Michigan St.	82 63					194	N	Eastern Ky.	95 89
23	N	Arizona	75 94								
28	H	UNC Wilmington	54 51								
31	H	Marquette	77 63								
34	H	Indiana	72 54								
34	N	Indiana	56 61								
47	A	Michigan	76 85								
<hr/>											
				LAST 10 Division I GAMES:							
				23 N Arizona 75 94				102 A Northwestern 51 62			
				34 N Indiana 56 61				5 H Ohio St. 78 73			
				7 A Iowa 44 59				106 A Penn St. 82 62			
				18 A Michigan St. 65 74				34 H Indiana 72 54			
				83 H Minnesota 80 74				175 A Purdue 62 70			

W
i
s
c
o
n
s
i
n

Non-Div I Games:

Wisconsin

Average RPI Win: 214
Average RPI Loss: 172

WON-LOST
RECORD

WINNING
PCT. RANK

LAST 10
GAMES

STRENGTH OF
SCHEDULE

OPP. STRENGTH
OF SCHEDULE

TEAM
RPI

CONF.
RPI

DIV. I ONLY
DIV. I NON-CONF.

7- 18
1- 8

291
307

5- 5
0- 0

236
254

208
15

288
309

24
22

TOTALS

RPI 1-50

RPI 51-100

W-L RECORDS

RPI 101-200

RPI 201+

7- 18

0- 1

1- 5

OVERALL

2- 6

4- 6

4- 5

0- 0

1- 0

HOME

1- 2

2- 3

2- 12

0- 1

0- 5

AWAY

0- 4

2- 2

1- 1

0- 0

0- 0

NEUTRAL

1- 0

0- 1

1- 8

0- 1

0- 4

NON-CONFERENCE

1- 1

0- 2

0- 1

0- 0

0- 0

HOME

0- 0

0- 1

0- 7

0- 1

0- 4

AWAY

0- 1

0- 1

1- 0

0- 0

0- 0

NEUTRAL

1- 0

0- 0

6- 10

0- 0

1- 1

CONFERENCE

1- 5

4- 4

4- 4

0- 0

1- 0

HOME

1- 2

2- 2

2- 5

0- 0

0- 1

AWAY

0- 3

2- 1

0- 1

0- 0

0- 0

NEUTRAL

0- 0

0- 1

RPI 1-50

RPI 51-100

RPI 101-200

RPI 201+

Team's RPI: 288

RPI S Opponent Score
38 A West Virginia 41 61

RPI S Opponent Score
62 A South Carolina 43 73
77 A Clemson 60 62
78 A Miami (Fla.) 40 71
94 A Davidson 62 80
94 H Davidson 84 71
95 A Notre Dame 71 74

RPI S Opponent Score
145 N Fairleigh Dickinson 73 62
159 A Ga. Southern 75 91
159 H Ga. Southern 78 62
169 A Chattanooga 71 82
172 H Elon 61 64
175 A Purdue 75 82
188 A Col. of Charleston 64 69
188 H Col. of Charleston 58 66

RPI S Opponent Score
220 A Furman 59 67
220 H Furman 52 83
235 A Appalachian St. 60 59
235 N Appalachian St. 65 66
265 H Western Caro. 76 57
280 H UNC Greensboro 84 78
300 A East Caro. 68 70
300 H East Caro. 62 66
320 A Citadel 67 52
320 H Citadel 80 84

LAST 10 Division I GAMES:

235 N Appalachian St. 65 66
320 H Citadel 80 84
188 A Col. of Charleston 64 69
159 H Ga. Southern 78 62
220 A Furman 59 67
94 H Davidson 84 71
169 A Chattanooga 71 82
235 A Appalachian St. 60 59
280 H UNC Greensboro 84 78
265 H Western Caro. 76 57

Non-Div I Games: King (Tenn.) 60 40 Toccoa Falls 81 15 Union (Ky.) 86 56 Virginia-Wisconsin 91 46 Wofford

Loss, Non-Conf, S Site, H Home A Away N Neutral

Average RPI Win: 190

Average RPI Loss: 139

WON-LOST
RECORDWINNING
PCT. RANKLAST 10
GAMESSTRENGTH OF
SCHEDULEOPP. STRENGTH
OF SCHEDULETEAM
RPICONF.
RPI

DIV. I ONLY

12- 15

196

5- 5

162

186

179

15

DIV. I NON-CONF.

4- 6

207

1- 0

121

264

177

15

TOTALS

RPI 1-50

RPI 51-100

W-L RECORDS

RPI 101-200

RPI 201+

12- 15

0- 0

3- 4

OVERALL

4- 9

5- 2

9- 3

0- 0

3- 0

HOME

4- 1

2- 2

3- 12

0- 0

0- 4

AWAY

0- 8

3- 0

0- 0

0- 0

0- 0

NEUTRAL

0- 0

0- 0

4- 6

0- 0

1- 2

NON-CONFERENCE

1- 3

2- 1

3- 1

0- 0

1- 0

HOME

1- 0

1- 1

1- 5

0- 0

0- 2

AWAY

0- 3

1- 0

0- 0

0- 0

0- 0

NEUTRAL

0- 0

0- 0

8- 9

0- 0

2- 2

CONFERENCE

3- 6

3- 1

6- 2

0- 0

2- 0

HOME

3- 1

1- 1

2- 7

0- 0

0- 2

AWAY

0- 5

2- 0

0- 0

0- 0

0- 0

NEUTRAL

0- 0

0- 0

RPI 1-50

RPI S Opponent Score

RPI 51-100

RPI S Opponent Score

RPI 101-200

Team's RPI: 179

RPI S Opponent Score

RPI 201+

RPI S Opponent Score

53 A Wis.-Milwaukee 54 61
 53 H Wis.-Milwaukee 59 54
 70 A Akron 44 72
 82 A Butler 62 70
 82 H Butler 86 83
 84 A Miami (Ohio) 46 54
 90 H Northeastern 72 65

115 A Belmont 80 86
 115 H Belmont 87 79
 127 A Northern Ill. 42 62
 133 A Ill.-Chicago 66 69
 133 A Ill.-Chicago 64 77
 133 H Ill.-Chicago 57 62
 138 A Loyola (Ill.) 63 76
 138 H Loyola (Ill.) 77 63
 148 A Toledo 53 64
 178 A Detroit 66 70
 178 H Detroit 69 58
 186 A Wis.-Green Bay 44 57
 186 H Wis.-Green Bay 59 49

245 A Cleveland St. 58 55
 245 H Cleveland St. 56 63
 254 H Ball St. 50 71
 256 A Bowling Green 70 51
 304 A Youngstown St. 64 60
 304 H Youngstown St. 81 67
 330 H Tex.-Pan American 63 53

LAST 10 Division I GAMES:

133 A Ill.-Chicago 64 77
 133 A Ill.-Chicago 66 69
 138 A Loyola (Ill.) 63 76
 256 A Bowling Green 70 51
 245 H Cleveland St. 56 63
 82 H Butler 86 83
 178 A Detroit 66 70
 186 H Wis.-Green Bay 59 49
 53 H Wis.-Milwaukee 59 54
 304 H Youngstown St. 81 67

W
r
i
g
h
t
s
t
.W
r
i
g
h
t
s
t
.

Non-Div I Games: Kenyon

88 47

Wright St.

■ Loss,
 ■ Non-Conf, S Site,
 ■ Home
 ■ Away
 N Neutral

W

Y

o

o

o

g

g

g

g

g

g

g

g

g

g

g

g

g

g

g

g

g

g

g

g

g

g

g

g

g

g

g

g

g

g

g

g

g

g

g

g

g

g

g

g

g

g

g

g

g

g

g

g

g

g

g

g

g

g

g

g

g

g

g

g

g

g

g

g

g

g

g

g

g

g

g

g

g

g

g

g

g

g

g

g

g

g

g

g

g

g

g

g

g

g

g

g

g

g

g

g

g

g

g

g

g

g

g

g

g

g

g

g

g

g

g

g

g

g

g

g

g

g

g

g

g

g

g

g

g

g

g

g

g

g

g

g

g

g

g

g

g

g

g

g

g

g

g

g

g

g

g

g

g

g

g

g

g

g

g

g

g

g

g

g

g

g

g

g

g

g

g

g

g

g

g

g

g

g

g

g

g

g

g

g

g

g

g

g

g

g

g

g

g

g

g

g

g

g

g

g

g

g

g

g

g

g

g

g

g

g

g

g

g

g

g

g

g

g

g

g

g

g

g

g

g

g

g

g

g

g

g

g

g

g

g

g

g

g

g

g

g

g

g

g

g

g

g

g

g

g

g

g

g

g

g

g

g

g

g

g

g

g

g

g

g

g

g

g

g

g

g

g

g

g

g

g

g

g

g

g

g

g

g

g

g

g

g

g

g

g

g

g

g

g

g

g

g

g

g

g

g

g

g

g

g

g

g

g

g

g

g

g

g

g

g

g

g

g

g

g

g

g

g

g

g

g

g

g

g

g

g

g

g

g

g

g

g

g

g

g

g

g

g

g

g

g

g

g

g

g

g

g

g

g

g

g

g

g

g

g

g

g

g

g

g

g

g

g

g

g

g

g

g

g

g

g

g

g

g

g

g

g

g

g

g

g

g

g

g

g

g

g

g

g

g

g

g

g

g

g

g

g

g

g

g

g

g

g

g

g

g

g

g

g

g

g

g

g

g

g

g

g

g

g

g

g

g

g

g

g

g

g

g

g

g

g

g

g

g

g

g

g

g

g

g

g

g

g

g

g

g

g

g

g

g

g

g

g

g

g

g

g

g

g

g

g

g

g

g

g

g

g

g

g

g

g

g

g

g

g

g

g

g

g

g

g

g

g

g

g

g

g

g

g

g

g

g

g

g

g

g

g

g

g

g

g

g

g

g

g

g

g

g

g

g

g

g

g

g

g

g

g

g

g

g

g

g

g

g

g

g

g

g

g

g

g

g

g

g

g

g

g

g

g

g

g

g

g

g

g

g

g

g

g

g

g

g

g

g

g

g

g

g

g

g

g

g

g

g

g

g

g

g

g

g

g

g

g

g

g

g

g

g

g

g

g

g

g

g

g

g

g

g

g

g

g

g

g

g

g

g

g

g

g

g

g

g

g

g

g

g

g

g

g

g

g

g

g

g

g

g

g

g

g

g

g

g

g

g

g

g

g

g

g

g

g

g

g

g

g

g

g

g

g

g

g

g

g

g

g

g

g

g

g

g

g

g

g

g

g

g

g

g

g

g

g

g

g

g

g

g

g

g

g

g

g

g

g

g

g

g

g

g

g

g

g

g

g

g

g

g

g

g

g

g

g

g

g

g

g

g

g

g

g

g

g

g

g

g

g

g

g

g

g

g

g

g

g

g

g

g

g

g

g

g

g

g

g

g

g

g

g

g

g

g

g

g

g

g

g

g

g

g

g

g

g

g

g

g

g

g

g

g

g

g

g

g

g

g

g

g

g

g

g

g

g

g

g

g

g

g

g

g

g

g

g

g

g

g

g

g

g

g

g

g

g

g

g

g

g

g

g

g

g

g

g

g

g

g

g

g

g

g

g

g

g

g

g

g

g

g

g

g

g

g

g

g

g

g

g

g

g

g

g

g

g

g

g

g

g

g

g

g

g

g

g

g

g

g

g

g

g

g

g

g

g

g

g

g

g

g

g

g

g

g

g

g

g

g

g

g

g

g

g

g

g

g

g

g

g

g

g

g

g

g

g

g

g

g

g

g

g

g

g

g

g

g

g

g

g

g

g

g

g

g

g

g

g

g

g

g

g

g

g

g

g

g

g

g

g

g

g

g

g

g

g

g

g

g

g

g

g

g

g

g

g

g

g

g

g

g

g

g

g

g

g

g

g

g

g

g

g

g

g

g

g

g

g

g

g

g

g

g

g

g

g

g

g

g

g

g

g

g

g

g

g

g

g

g

g

g

g

g

g

g

g

g

g

g

g

g

g

g

g

g

g

g

g

g

g

g

g

g

g

g

g

g

g

g

g

g

g

g

g

g

g

g

g

g

g

g

g

g

g

g

g

g

g

g

g

g

g

g

g

g

g

g

g

g

g

g

g

g

g

g

g

g

g

g

g

g

g

g

g

g

g

g

g

g

g

g

g

g

g

g

g

g

g

g

g

g

g

g

g

g

g

g

g

g

g

g

g

g

g

g

g

g

g

g

g

g

g

g

g

g

g

g

g

g

g

g

g

g

g

g

g

g

g

g

g

g

g

g

g

g

g

g

g

g

g

g

g

g

g

g

g

g

g

g

Non-Di v I Games: UC-Col o. Spgs. 105 67

Wyomi ng

Average RPI Win: 165
Average RPI Loss: 75

WON-LOST
RECORD

WINNING
PCT. RANK

LAST 10
GAMES

STRENGTH OF
SCHEDULE

OPP. STRENGTH
OF SCHEDULE

TEAM
RPI

CONF.
RPI

DIV. I ONLY	21- 10	56	6- 4	111	91	80	11
DIV. I NON-CONF.	9- 2	31	0- 1	117	143	38	9

TOTALS	RPI 1-50	RPI 51-100	W-L RECORDS	RPI 101-200	RPI 201+
21- 10	3- 5	1- 1	OVERALL	10- 5	7- 0
15- 4	2- 2	0- 0	HOME	7- 2	6- 0
5- 5	1- 1	1- 1	AWAY	2- 3	1- 0
1- 2	0- 2	0- 0	NEUTRAL	1- 0	0- 0
9- 2	1- 3	1- 0	NON-CONFERENCE	3- 0	4- 0
7- 0	1- 0	0- 0	HOME	2- 0	4- 0
1- 1	0- 1	1- 0	AWAY	0- 0	0- 0
1- 2	0- 2	0- 0	NEUTRAL	1- 0	0- 0
12- 8	2- 2	0- 1	CONFERENCE	7- 5	3- 0
8- 4	1- 2	0- 0	HOME	5- 2	2- 0
4- 4	1- 0	0- 1	AWAY	2- 3	1- 0
0- 0	0- 0	0- 0	NEUTRAL	0- 0	0- 0

RPI	S	Opponent	Score
9	N	Gonzaga	75 79
14	N	Illinois	62 65
37	H	George Washington	85 89
39	A	Creighton	59 61
40	H	Cincinnati	73 71
43	A	St. Joseph's	62 58
43	H	St. Joseph's	58 68
43	H	St. Joseph's	62 61

RPI	S	Opponent	Score
74	A	Temple	79 81
84	A	Miami (Ohio)	75 65

RPI	S	Opponent	Score
101	A	St. Louis	47 61
101	H	St. Louis	54 59
103	H	La Salle	70 79
104	A	Charlotte	78 65
104	H	Charlotte	59 55
126	A	Massachusetts	56 65
126	H	Massachusetts	75 66
132	H	Southern U.	73 56
134	H	Fordham	84 64
134	H	Fordham	70 59
152	A	Rhode Island	85 76
175	N	Purdue	74 55
183	A	Dayton	62 66
183	H	Dayton	60 55
194	H	Eastern Ky.	82 63

RPI	S	Opponent	Score
205	A	Richmond	63 51
215	H	Coppin St.	81 56
241	H	Troy	78 54
253	H	Florida A&M	79 51
290	H	St. Bonaventure	99 71
308	H	Duquesne	91 70
309	H	Eastern Ill.	80 35

LAST 10 Division I GAMES:

9	N	Gonzaga	75 79	126	A	Massachusetts	56 65
43	H	St. Joseph's	62 61	43	H	St. Joseph's	58 68
134	H	Fordham	70 59	152	A	Rhode Island	85 76
104	H	Charlotte	59 55	183	A	Dayton	62 66
126	H	Massachusetts	75 66	308	H	Duquesne	91 70

X
a
v
i
e
rX
a
v
i
e
r

Non-Div I Games:

Xavier

Loss, Non-Conf, S Site, H Home A Away N Neutral

Average RPI Win:	252	WON-LOST	WINNING	LAST 10	STRENGTH OF	OPP. STRENGTH	TEAM	CONF.
Average RPI Loss:	175	RECORD	PCT. RANK	GAMES	SCHEDULE	OF SCHEDULE	RPI	RPI

DIV. I ONLY	15- 14	151	4- 6	283	264	197	25
DIV. I NON-CONF.	8- 7	155	0- 0	259	278	184	23

TOTALS	RPI 1-50	RPI 51-100	W-L RECORDS	RPI 101-200	RPI 201+
15- 14	0- 2	1- 3	OVERALL	0- 3	14- 6
8- 3	0- 0	0- 1	HOME	0- 1	8- 1
4- 10	0- 2	0- 2	AWAY	0- 2	4- 4
3- 1	0- 0	1- 0	NEUTRAL	0- 0	2- 1
8- 7	0- 2	1- 1	NON-CONFERENCE	0- 1	7- 3
3- 1	0- 0	0- 0	HOME	0- 0	3- 1
2- 5	0- 2	0- 1	AWAY	0- 1	2- 1
3- 1	0- 0	1- 0	NEUTRAL	0- 0	2- 1
7- 7	0- 0	0- 2	CONFERENCE	0- 2	7- 3
5- 2	0- 0	0- 1	HOME	0- 1	5- 0
2- 5	0- 0	0- 1	AWAY	0- 1	2- 3
0- 0	0- 0	0- 0	NEUTRAL	0- 0	0- 0

RPI	S	Opponent	Score
20	A	Kansas	46 87
42	A	Bucknell	60 87

RPI	S	Opponent	Score
68	N	Louisiana Tech	69 68
96	A	Nebraska	64 73
98	A	Penn	52 74
98	H	Penn	55 57

RPI	S	Opponent	Score
108	A	Providence	63 76
199	A	Princeton	49 66
199	H	Princeton	45 56

RPI	S	Opponent	Score
206	A	American	71 59
207	A	Cornell	64 68
207	H	Cornell	74 65
214	A	Harvard	77 66
214	H	Harvard	82 74
218	A	Rice	70 67
232	H	Wagner	69 73
262	H	Sacred Heart	72 67
270	A	Hartford	60 76
273	A	Brown	62 67
273	H	Brown	75 61
284	H	Hampton	71 52
289	A	Columbia	71 65
289	H	Columbia	74 67
298	H	Navy	73 70
299	N	James Madison	69 79
311	A	Dartmouth	64 72
311	H	Dartmouth	72 55
314	N	Longwood	70 67
333	N	Savannah St.	96 67

LAST 10 Division I GAMES:

199	H	Princeton	45 56	311	A	Dartmouth	64 72
98	H	Penn	55 57	207	H	Cornell	74 65
289	A	Columbia	71 65	289	H	Columbia	74 67
207	A	Cornell	64 68	98	A	Penn	52 74
214	A	Harvard	77 66	199	A	Princeton	49 66

Non-Div I Games:

Yale

Loss,
Non-Conf, S Site,
H Home
A Away
N Neutral

Average RPI Win:	210	WON-LOST	WINNING	LAST 10	STRENGTH OF	OPP. STRENGTH	TEAM	CONF.
Average RPI Loss:	168	RECORD	PCT. RANK	GAMES	SCHEDULE	OF SCHEDULE	RPI	RPI

DIV. I ONLY	6- 21	305	1- 9	263	168	304	15
DIV. I NON-CONF.	2- 8	285	0- 1	327	245	328	15

TOTALS	RPI 1-50	RPI 51-100	W-L RECORDS	RPI 101-200	RPI 201+
6- 21	0- 1	1- 4	OVERALL	2- 10	3- 6
4- 7	0- 1	1- 1	HOME	1- 4	2- 1
2- 14	0- 0	0- 3	AWAY	1- 6	1- 5
0- 0	0- 0	0- 0	NEUTRAL	0- 0	0- 0
2- 8	0- 1	0- 1	NON-CONFERENCE	0- 1	2- 5
2- 1	0- 1	0- 0	HOME	0- 0	2- 0
0- 7	0- 0	0- 1	AWAY	0- 1	0- 5
0- 0	0- 0	0- 0	NEUTRAL	0- 0	0- 0
4- 13	0- 0	1- 3	CONFERENCE	2- 9	1- 1
2- 6	0- 0	1- 1	HOME	1- 4	0- 1
2- 7	0- 0	0- 2	AWAY	1- 5	1- 0
0- 0	0- 0	0- 0	NEUTRAL	0- 0	0- 0

RPI 1-50				RPI 51-100				RPI 101-200				RPI 201+				Team's RPI: 304	
RPI	S	Opponent	Score	RPI	S	Opponent	Score	RPI	S	Opponent	Score	RPI	S	Opponent	Score		
48	H	Kent St.	69 77	53	A	Wis. -Milwaukee	57 98	125	A	Siena	67 75	231	A	Marshall	70 73		
				53	H	Wis. -Milwaukee	70 78	133	A	Ill. -Chicago	84 85	245	A	Cleveland St.	68 63		
				70	A	Akron	62 67	133	H	Ill. -Chicago	63 70	245	H	Cleveland St.	50 63		
				82	A	Butler	64 72	138	A	Loyola (Ill.)	84 76	255	A	Canisius	68 75		
				82	H	Butler	64 62	138	A	Loyola (Ill.)	61 76	290	A	St. Bonaventure	58 66		
								138	H	Loyola (Ill.)	84 87	299	H	James Madison	72 65		
								178	A	Detroit	63 68	306	A	Eastern Mich.	71 77		
								178	H	Detroit	54 65	308	H	Duquesne	72 51		
								179	A	Wright St.	67 81	323	A	St. Francis (Pa.)	58 71		
								179	H	Wright St.	60 64						
								186	A	Wis. -Green Bay	58 80						
								186	H	Wis. -Green Bay	95 70						
LAST 10 Division I GAMES:																	
				138	A	Loyola (Ill.)	61 76	186	A	Wis. -Green Bay	58 80						
				138	H	Loyola (Ill.)	84 87	53	A	Wis. -Milwaukee	57 98						
				82	A	Butler	64 72	133	H	Ill. -Chicago	63 70						
				255	A	Canisius	68 75	179	A	Wright St.	67 81						
				178	H	Detroit	54 65	245	A	Cleveland St.	68 63						

Non-Div I Games: Slippery Rock 95 53

Youngstown St.